

Average RPI Win:	295
Average RPI Loss:	179

Average RPI Win: 295		WON-LOST RECORD		WINNING PCT. RANK		LAST 10 GAMES		STRENGTH OF SCHEDULE		OPP. STRENGTH OF SCHEDULE		TEAM RPI		ADJ. RPI		CONF. RPI		ADJ. CONF. RPI	
Average RPI Loss: 179																			
DIV. I ONLY		14- 11		135		7- 3		325		339		225		225		26		26	
DIV. I NON-CONF.		3- 4		209		0- 0		221		349		238		238		26		26	
TOTALS		RPI 1-25		RPI 26-50		W-L RECORDS		RPI 51-100		RPI 101-999		RPI 201+							
14- 11		0- 0		0- 0		OVERALL		0- 2		14- 9		14- 5							
8- 3		0- 0		0- 0		HOME		0- 1		8- 2		8- 0							
4- 8		0- 0		0- 0		AWAY		0- 0		4- 1		4- 1							
2- 0		0- 0		0- 0		NEUTRAL		0- 0		2- 0		2- 0							
3- 4		0- 0		0- 0		NON-CONFERENCE		0- 0		3- 4		3- 2							
1- 1		0- 0		0- 0		HOME		0- 0		1- 1		1- 0							
0- 3		0- 0		0- 0		AWAY		0- 0		0- 3		0- 2							
2- 0		0- 0		0- 0		NEUTRAL		0- 0		2- 0		2- 0							
11- 7		0- 0		0- 0		CONFERENCE		0- 2		11- 5		11- 3							
7- 2		0- 0		0- 0		HOME		0- 1		7- 1		7- 0							
4- 5		0- 0		0- 0		AWAY		0- 1		4- 4		4- 3							
0- 0		0- 0		0- 0		NEUTRAL		0- 0		0- 0		0- 0							

RPI 1-25				RPI 26-50				RPI 51-100				RPI 101+				Team's RPI: 225	
RPI	S	Opponent	Score	RPI	S	Opponent	Score	RPI	S	Opponent	Score	RPI	S	Opponent	Score		
								90	A	Lamar University	59	65	106	H	Rice	56	67
								90	H	Lamar University	31	70	114	A	SFA	58	59
													127	H	Central Ark.	50	58
													176	A	UTEP	49	69
													209	A	New Mexico St.	61	70
													222	A	New Orleans	49	66
													222	H	New Orleans	75	68
													230	H	Nicholls St.	76	55
													236	N	Prairie View	72	62
													253	A	Abilene Christian	59	61
													253	H	Abilene Christian	70	51
													277	A	McNeese	64	70
													297	H	Southeastern La.	56	52
													308	A	UTRGV	53	56
													308	H	UTRGV	71	41
													310	A	Houston Baptist	73	68
													310	H	Houston Baptist	50	49
													313	A	Incarnate Word	62	58
													313	H	Incarnate Word	75	59
													335	A	Sam Houston St.	67	57
													335	H	Sam Houston St.	62	48
													336	A	Northwestern St.	62	56
													337	N	Florida A&M	58	55
LAST 12 Division I GAMES:																	
				310	A	Houston Baptist	73	68	222	H	New Orleans	75	68				
				277	A	McNeese	64	70	335	H	Sam Houston St.	62	48				
				313	H	Incarnate Word	75	59	313	A	Incarnate Word	62	58				
				253	H	Abilene Christian	70	51	297	H	Southeastern La.	56	52				
				90	A	Lamar University	59	65	310	H	Houston Baptist	50	49				
				114	A	SFA	58	59	253	A	Abilene Christian	59	61				

Non-Div I Games:	Tex. A&M Int'l	53	34	St. Thomas Houston	72	42	McMurry	62	43	Texas Lutheran	87	56	A&M-Corpus Christi
------------------	----------------	----	----	--------------------	----	----	---------	----	----	----------------	----	----	--------------------

Loss, Non-Conf, S Site, H Home A Away N Neutral

Average RPI Win:	280	WON-LOST	WINNING	LAST 10	STRENGTH OF	OPP. STRENGTH	TEAM	ADJ.	CONF.	ADJ CONF.
Average RPI Loss:	168	RECORD	PCT. RANK	GAMES	SCHEDULE	OF SCHEDULE	RPI	RPI	RPI	RPI

DIV. I ONLY	11- 13	206	3- 7	290	301	253	253	26	26
DIV. I NON-CONF.	2- 4	239	0- 0	119	223	229	229	26	26
TOTALS	RPI 1-25	RPI 26-50	W-L RECORDS	RPI 51-100	RPI 101-999	RPI 201+			
11- 13	0- 0	0- 0	OVERALL	0- 2	11- 11	10- 5			
8- 3	0- 0	0- 0	HOME	0- 1	8- 2	7- 0			
2- 9	0- 0	0- 0	AWAY	0- 1	2- 8	2- 5			
1- 1	0- 0	0- 0	NEUTRAL	0- 0	1- 1	1- 0			
2- 4	0- 0	0- 0	NON-CONFERENCE	0- 1	2- 3	1- 1			
1- 1	0- 0	0- 0	HOME	0- 1	1- 0	0- 0			
0- 2	0- 0	0- 0	AWAY	0- 0	0- 2	0- 1			
1- 1	0- 0	0- 0	NEUTRAL	0- 0	1- 1	1- 0			
9- 9	0- 0	0- 0	CONFERENCE	0- 1	9- 8	9- 4			
7- 2	0- 0	0- 0	HOME	0- 0	7- 2	7- 0			
2- 7	0- 0	0- 0	AWAY	0- 1	2- 6	2- 4			
0- 0	0- 0	0- 0	NEUTRAL	0- 0	0- 0	0- 0			

RPI 1-25	RPI 26-50	RPI 51-100	RPI 101+	Team's RPI: 253
RPI S Opponent Score	RPI S Opponent Score	RPI S Opponent Score	RPI S Opponent Score	
		51 H FGCU 55 94	114 A SFA 55 66	
		90 A Lamar University 71 77	114 H SFA 52 78	
			127 A Central Ark. 45 63	
			127 H Central Ark. 61 73	
			136 N Radford 65 71	
			146 A Arkansas 65 79	
			151 H Idaho 82 72	
			214 A SMU 44 65	
			222 H New Orleans 80 70	
			225 A A&M-Corpus Christi 51 70	
			225 H A&M-Corpus Christi 61 59	
			230 A Nicholls St. 60 81	
			277 A McNeese 80 75	
			282 N Old Dominion 74 60	
			297 A Southeastern La. 76 78	
			297 H Southeastern La. 86 80	
			310 H Houston Baptist 80 68	
			313 A Incarnate Word 46 58	
			313 H Incarnate Word 58 56	
			335 A Sam Houston St. 75 72	
			335 H Sam Houston St. 83 65	
			336 H Northwestern St. 80 41	
LAST 12 Division I GAMES:				
313 A Incarnate Word 46 58	230 A Nicholls St. 60 81			
114 H SFA 52 78	335 A Sam Houston St. 75 72			
127 H Central Ark. 61 73	90 A Lamar University 71 77			
225 A A&M-Corpus Christi 51 70	225 H A&M-Corpus Christi 61 59			
297 A Southeastern La. 76 78	127 A Central Ark. 45 63			
313 H Incarnate Word 58 56	114 A SFA 55 66			

Non-Div I Games: Southwest (NM) 91 47 Schreiner 97 48 Howard Payne 88 46 Midwestern St. 88 67 Abilene Christian

Average RPI Win:	253	WON-LOST	WINNING	LAST 10	STRENGTH OF	OPP. STRENGTH	TEAM	ADJ.	CONF.	ADJ CONF.
Average RPI Loss:	152	RECORD	PCT. RANK	GAMES	SCHEDULE	OF SCHEDULE	RPI	RPI	RPI	RPI
DIV. I ONLY	6- 24	322	4- 6	149	177	288	288	16	16	
DIV. I NON-CONF.	0- 10	337	0- 0	89	260	311	311	14	14	
-----										
TOTALS	RPI 1-25	RPI 26-50	W-L RECORDS	RPI 51-100	RPI 101-999	RPI 201+				
6- 24	0- 1	0- 0	OVERALL	1- 5	5- 18	5- 4				
3- 11	0- 1	0- 0	HOME	1- 2	2- 8	2- 1				
2- 12	0- 0	0- 0	AWAY	0- 3	2- 9	2- 3				
1- 1	0- 0	0- 0	NEUTRAL	0- 0	1- 1	1- 0				
0- 10	0- 1	0- 0	NON-CONFERENCE	0- 1	0- 8	0- 2				
0- 5	0- 1	0- 0	HOME	0- 0	0- 4	0- 0				
0- 5	0- 0	0- 0	AWAY	0- 1	0- 4	0- 2				
0- 0	0- 0	0- 0	NEUTRAL	0- 0	0- 0	0- 0				
6- 14	0- 0	0- 0	CONFERENCE	1- 4	5- 10	5- 2				
3- 6	0- 0	0- 0	HOME	1- 2	2- 4	2- 1				
2- 7	0- 0	0- 0	AWAY	0- 2	2- 5	2- 1				
1- 1	0- 0	0- 0	NEUTRAL	0- 0	1- 1	1- 0				

RPI 1-25				RPI 26-50				RPI 51-100				RPI 101+				Team's RPI: 288
RPI	S	Opponent	Score	RPI	S	Opponent	Score	RPI	S	Opponent	Score	RPI	S	Opponent	Score	
3	H	Louisville	50 62					69	H	Wyoming	57 47	103	A	Colorado St.	50 61	
								76	A	Navy	64 71	103	H	Colorado St.	39 40	
								87	A	New Mexico	49 57	133	A	Boise St.	46 49	
								87	H	New Mexico	59 88	133	H	Boise St.	47 58	
								92	A	UNLV	57 69	133	N	Boise St.	46 60	
								92	H	UNLV	59 67	140	H	Eastern Wash.	63 65	
												142	A	Fresno St.	48 64	
												142	H	Fresno St.	58 64	
												143	H	Colorado	43 68	
												145	A	Weber St.	52 62	
												152	H	Army West Point	59 65	
												163	A	SIUE	40 76	
												177	H	Denver	54 75	
												180	A	Nevada	60 70	
												271	A	San Diego St.	56 48	
												271	H	San Diego St.	61 51	
												280	A	San Jose St.	66 60	
												280	H	San Jose St.	74 75	
												299	A	FIU	69 70	
												314	A	Utah St.	55 57	
												314	H	Utah St.	57 50	
												314	N	Utah St.	68 54	
												322	A	Utah Valley	56 59	
-----																
LAST 12 Division I GAMES:																
				133	N	Boise St.	46 60	133	H	Boise St.	47 58					
				314	N	Utah St.	68 54	92	H	UNLV	59 67					
				280	A	San Jose St.	66 60	87	A	New Mexico	49 57					
				69	H	Wyoming	57 47	103	A	Colorado St.	50 61					
				314	A	Utah St.	55 57	271	H	San Diego St.	61 51					
				271	A	San Diego St.	56 48	142	A	Fresno St.	48 64					

Non-Div I Games: Colo. Christian 66 68

Air Force

Loss, 
Non-Conf, 
S Site, 
H Home
A Away 
N Neutral

Average RPI	Win:	214	WON-LOST	WINNING	LAST 10	STRENGTH OF	OPP. STRENGTH	TEAM	ADJ.	CONF.	ADJ CONF.
Average RPI	Loss:	85	RECORD	PCT. RANK	GAMES	SCHEDULE	OF SCHEDULE	RPI	RPI	RPI	RPI
DIV. I ONLY		8- 21		279	2- 8	62	95	221	221	8	8
DIV. I NON-CONF.		5- 5		170	0- 0	91	205	167	167	8	8
-----											
TOTALS	RPI 1-25		RPI 26-50		W-L RECORDS	RPI 51-100		RPI 101-999		RPI 201+	
8- 21	0- 4		0- 2		OVERALL	0- 7		8- 8		4- 2	
6- 9	0- 3		0- 1		HOME	0- 2		6- 3		3- 1	
1- 11	0- 1		0- 1		AWAY	0- 4		1- 5		1- 1	
1- 1	0- 0		0- 0		NEUTRAL	0- 1		1- 0		0- 0	
5- 5	0- 1		0- 0		NON-CONFERENCE	0- 4		5- 0		3- 0	
4- 2	0- 1		0- 0		HOME	0- 1		4- 0		3- 0	
0- 2	0- 0		0- 0		AWAY	0- 2		0- 0		0- 0	
1- 1	0- 0		0- 0		NEUTRAL	0- 1		1- 0		0- 0	
3- 16	0- 3		0- 2		CONFERENCE	0- 3		3- 8		1- 2	
2- 7	0- 2		0- 1		HOME	0- 1		2- 3		0- 1	
1- 9	0- 1		0- 1		AWAY	0- 2		1- 5		1- 1	
0- 0	0- 0		0- 0		NEUTRAL	0- 0		0- 0		0- 0	

RPI	S	Opponent	Score	RPI	S	Opponent	Score	RPI	S	Opponent	Score	RPI	S	Opponent	Score
17	H	Maryland	54 75	38	A	Ball St.	65 97	51	H	FGCU	63 82	101	A	Ohio	73 85
19	A	Buffalo	71 85	38	H	Ball St.	61 74	52	N	Harvard	63 76	101	A	Ohio	67 70
19	H	Buffalo	66 89					73	A	Duquesne	60 66	101	H	Ohio	62 59
21	H	Central Mich.	86 95					81	A	Miami (OH)	67 75	111	A	Western Mich.	60 76
								81	H	Miami (OH)	50 77	111	H	Western Mich.	51 59
								83	A	Tol edo	54 60	141	H	Youngstown St.	75 58
								89	A	Bucknell	52 63	147	H	Northern Ill.	61 84
												148	A	Kent St.	55 60
												148	H	Kent St.	75 60
												163	N	SIUE	59 58
												202	A	Eastern Mich.	77 65
												206	A	Bowling Green	63 84
												206	H	Bowling Green	64 66
												297	H	Southeastern La.	66 54
												316	H	Eastern Ky.	62 45
												344	H	Winthrop	69 43
-----															
Team's RPI: 221															
-----															
LAST 12 Division I GAMES:															
101	A	Ohio	73 85	202	A	Eastern Mich.	77 65								
101	H	Ohio	62 59	147	H	Northern Ill.	61 84								
206	A	Bowling Green	63 84	111	A	Western Mich.	60 76								
148	A	Kent St.	55 60	38	A	Ball St.	65 97								
81	H	Miami (OH)	50 77	148	H	Kent St.	75 60								
19	A	Buffalo	71 85	111	H	Western Mich.	51 59								

Non-Div I Games: Ohio Christian 93 33

Akron

Average RPI Win:	179	WON-LOST	WINNING	LAST 10	STRENGTH OF	OPP. STRENGTH	TEAM	ADJ.	CONF.	ADJ CONF.
Average RPI Loss:	51	RECORD	PCT. RANK	GAMES	SCHEDULE	OF SCHEDULE	RPI	RPI	RPI	RPI
DIV. I ONLY	17- 13	130	3- 7	74	71	94	94	2	2	
DIV. I NON-CONF.	10- 3	52	0- 0	166	280	79	79	2	2	
-----										
TOTALS	RPI 1-25	RPI 26-50	W-L RECORDS	RPI 51-100	RPI 101-999	RPI 201+				
17- 13	1- 5	1- 3	OVERALL	3- 4	12- 1	7- 0				
11- 5	0- 3	1- 1	HOME	3- 0	7- 1	5- 0				
6- 5	1- 1	0- 1	AWAY	0- 3	5- 0	2- 0				
0- 3	0- 1	0- 1	NEUTRAL	0- 1	0- 0	0- 0				
10- 3	0- 1	0- 1	NON-CONFERENCE	2- 1	8- 0	7- 0				
8- 0	0- 0	0- 0	HOME	2- 0	6- 0	5- 0				
2- 1	0- 0	0- 0	AWAY	0- 1	2- 0	2- 0				
0- 2	0- 1	0- 1	NEUTRAL	0- 0	0- 0	0- 0				
7- 10	1- 4	1- 2	CONFERENCE	1- 3	4- 1	0- 0				
3- 5	0- 3	1- 1	HOME	1- 0	1- 1	0- 0				
4- 4	1- 1	0- 1	AWAY	0- 2	3- 0	0- 0				
0- 1	0- 0	0- 0	NEUTRAL	0- 1	0- 0	0- 0				

RPI 1-25				RPI 26-50				RPI 51-100				RPI 101+			
RPI	S	Opponent	Score	RPI	S	Opponent	Score	RPI	S	Opponent	Score	RPI	S	Opponent	Score
5	A	Mississippi St.	61 75	26	H	Georgia	43 49	70	A	TCU	67 88	112	H	Utah	65 60
9	A	Tennessee	72 63	28	A	LSU	78 79	86	A	Kentucky	54 79	146	A	Arkansas	83 76
11	H	South Carolina	66 79	28	H	LSU	65 51	86	N	Kentucky	64 71	146	H	Arkansas	66 74
15	H	Texas A&M	54 73	45	N	Elon	55 60	96	H	Missouri St.	65 61	150	H	Vanderbilt	77 75
16	N	NC State	49 68					98	H	Jacksonville	75 60	161	A	Ole Miss	82 79
24	H	Missouri	56 62					100	A	Auburn	60 69	175	A	Florida	63 54
								100	H	Auburn	70 60	214	H	SMU	59 44
												226	H	Grambling	73 49
												261	A	Lipscomb	73 51
												294	H	Murray St.	68 47
												311	H	Alabama A&M	90 32
												327	A	Ga. Southern	84 36
												337	H	Florida A&M	91 55
-----															
LAST 12 Division I GAMES:															
86	N	Kentucky	64 71	11	H	South Carolina	66 79								
28	A	LSU	78 79	146	H	Arkansas	66 74								
26	H	Georgia	43 49	100	A	Auburn	60 69								
100	H	Auburn	70 60	86	A	Kentucky	54 79								
9	A	Tennessee	72 63	150	H	Vanderbilt	77 75								
161	A	Ole Miss	82 79	15	H	Texas A&M	54 73								

Non-Div I Games:

Alabama

Average RPI Win:	310	WON-LOST	WINNING	LAST 10	STRENGTH OF	OPP. STRENGTH	TEAM	ADJ.	CONF.	ADJ CONF.
Average RPI Loss:	222	RECORD	PCT. RANK	GAMES	SCHEDULE	OF SCHEDULE	RPI	RPI	RPI	RPI
DIV. I ONLY	11- 18	236	3- 7	343	347	311	311	32	32	
DIV. I NON-CONF.	5- 6	187	0- 0	303	337	239	239	32	32	
-----										
TOTALS	RPI 1-25	RPI 26-50	W-L RECORDS	RPI 51-100	RPI 101-999	RPI 201+				
11- 18	0- 0	0- 0	OVERALL	0- 2	11- 16	11- 12				
6- 6	0- 0	0- 0	HOME	0- 0	6- 6	6- 5				
5- 11	0- 0	0- 0	AWAY	0- 0	5- 6	5- 5				
0- 1	0- 0	0- 0	NEUTRAL	0- 0	0- 1	0- 0				
5- 6	0- 0	0- 0	NON-CONFERENCE	0- 2	5- 4	5- 2				
2- 1	0- 0	0- 0	HOME	0- 0	2- 1	2- 1				
3- 4	0- 0	0- 0	AWAY	0- 2	3- 2	3- 1				
0- 1	0- 0	0- 0	NEUTRAL	0- 0	0- 1	0- 0				
6- 12	0- 0	0- 0	CONFERENCE	0- 0	6- 12	6- 10				
4- 5	0- 0	0- 0	HOME	0- 0	4- 5	4- 4				
2- 7	0- 0	0- 0	AWAY	0- 0	2- 7	2- 6				
0- 0	0- 0	0- 0	NEUTRAL	0- 0	0- 0	0- 0				

RPI 1-25				RPI 26-50				RPI 51-100				RPI 101+				Team's RPI: 311	
RPI	S	Opponent	Score	RPI	S	Opponent	Score	RPI	S	Opponent	Score	RPI	S	Opponent	Score		
								79	A	UAB	58	85	130	N	Hartford	47	56
								94	A	Alabama	32	90	162	A	Jacksonville St.	33	49
													181	A	Southern U.	62	77
													181	H	Southern U.	46	58
													218	A	Texas Southern	43	60
													218	H	Texas Southern	49	55
													226	A	Grambling	49	78
													226	H	Grambling	71	64
													236	A	Prairie View	73	84
													236	H	Prairie View	48	55
													248	H	Austin Peay	52	55
													261	A	Lipscomb	50	66
													290	A	Alcorn	52	57
													290	H	Alcorn	74	63
													294	H	Murray St.	71	54
													296	A	Jackson St.	43	59
													296	H	Jackson St.	58	68
													297	A	Southeastern La.	76	74
													299	A	FIU	58	51
													315	A	Alabama St.	78	69
													315	H	Alabama St.	44	55
													330	A	Tennessee St.	77	75
													331	A	Ark. -Pine Bluff	48	57
													331	H	Ark. -Pine Bluff	52	49
													341	A	Mississippi Val.	57	49
													341	H	Mississippi Val.	65	48
													349	H	Evansville	70	56
LAST 12 Division I GAMES:																	
296	H	Jackson St.	58	68	315	H	Alabama St.	44	55								
226	H	Grambling	71	64	341	A	Mississippi Val.	57	49								
236	A	Prairie View	73	84	331	A	Ark. -Pine Bluff	48	57								
218	A	Texas Southern	43	60	236	H	Prairie View	48	55								
181	H	Southern U.	46	58	218	H	Texas Southern	49	55								
290	H	Alcorn	74	63	181	A	Southern U.	62	77								

Non-Div I Games:

Alabama A&amp;M

Average RPI Win:	297	WON-LOST	WINNING	LAST 10	STRENGTH OF	OPP. STRENGTH	TEAM	ADJ.	CONF.	ADJ CONF.
Average RPI Loss:	196	RECORD	PCT. RANK	GAMES	SCHEDULE	OF SCHEDULE	RPI	RPI	RPI	RPI
DIV. I ONLY	7- 22	299	3- 7	231	343	315	315	32	32	
DIV. I NON-CONF.	1- 9	318	0- 0	27	168	255	255	32	32	
-----										
TOTALS	RPI 1-25	RPI 26-50	W-L RECORDS	RPI 51-100	RPI 101-999	RPI 201+				
7- 22	0- 2	0- 1	OVERALL	0- 1	7- 18	6- 13				
5- 7	0- 0	0- 0	HOME	0- 0	5- 7	4- 5				
2- 14	0- 2	0- 1	AWAY	0- 1	2- 10	2- 8				
0- 1	0- 0	0- 0	NEUTRAL	0- 0	0- 1	0- 0				
1- 9	0- 2	0- 1	NON-CONFERENCE	0- 1	1- 5	1- 1				
1- 2	0- 0	0- 0	HOME	0- 0	1- 2	1- 0				
0- 6	0- 2	0- 1	AWAY	0- 1	0- 2	0- 1				
0- 1	0- 0	0- 0	NEUTRAL	0- 0	0- 1	0- 0				
6- 13	0- 0	0- 0	CONFERENCE	0- 0	6- 13	5- 12				
4- 5	0- 0	0- 0	HOME	0- 0	4- 5	3- 5				
2- 8	0- 0	0- 0	AWAY	0- 0	2- 8	2- 7				
0- 0	0- 0	0- 0	NEUTRAL	0- 0	0- 0	0- 0				

RPI 1-25				RPI 26-50				RPI 51-100				RPI 101+ Team's RPI: 315			
RPI	S	Opponent	Score	RPI	S	Opponent	Score	RPI	S	Opponent	Score	RPI	S	Opponent	Score
9	A	Tennessee	51 104	50	A	Miami (FL)	31 79	79	A	UAB	44 61	114	N	SFA	50 77
11	A	South Carolina	31 99									160	A	Samford	39 58
												168	H	South Ala.	47 59
												179	H	Troy	63 93
												181	A	Southern U.	58 66
												181	H	Southern U.	58 56
												205	A	Southern Miss.	35 72
												218	A	Texas Southern	48 76
												218	A	Texas Southern	42 70
												218	H	Texas Southern	39 71
												226	A	Grambling	71 93
												226	H	Grambling	52 73
												236	A	Prairie View	63 69
												236	H	Prairie View	70 68
												290	A	Alcorn	41 73
												290	H	Alcorn	57 65
												296	A	Jackson St.	61 70
												296	H	Jackson St.	50 69
												311	A	Alabama A&M	55 44
												311	H	Alabama A&M	69 78
												331	A	Ark. -Pine Bluff	53 55
												331	H	Ark. -Pine Bluff	63 54
												340	H	Savannah St.	81 61
												341	A	Mississippi Val.	70 62
												341	H	Mississippi Val.	76 41
LAST 12 Division I GAMES:															
218	A	Texas Southern	42 70	181	H	Southern U.	58 56	311	A	Alabama A&M	55 44	331	A	Ark. -Pine Bluff	53 55
226	H	Grambling	52 73	236	H	Prairie View	70 68	341	A	Mississippi Val.	70 62	218	H	Texas Southern	39 71
296	H	Jackson St.	50 69	290	H	Alcorn	57 65	236	H	Prairie View	70 68				

Non-Div I Games: Mobile 61 50

Alabama St.

Loss, 
Non-Conf, 
S Site, 
H Home
A Away 
N Neutral

Average RPI Win:	224	WON-LOST	WINNING	LAST 10	STRENGTH OF	OPP. STRENGTH	TEAM	ADJ.	CONF.	ADJ CONF.
Average RPI Loss:	127	RECORD	PCT. RANK	GAMES	SCHEDULE	OF SCHEDULE	RPI	RPI	RPI	RPI
DIV. I ONLY	24- 7	37	6- 4	239	225	82	82	20	20	
DIV. I NON-CONF.	11- 2	22	0- 0	227	175	63	63	24	24	
-----										
TOTALS	RPI 1-25	RPI 26-50	W-L RECORDS	RPI 51-100	RPI 101-999	RPI 201+				
24- 7	0- 1	0- 0	OVERALL	2- 2	22- 4	12- 1				
12- 1	0- 0	0- 0	HOME	2- 1	10- 0	5- 0				
9- 5	0- 1	0- 0	AWAY	0- 1	9- 3	6- 1				
3- 1	0- 0	0- 0	NEUTRAL	0- 0	3- 1	1- 0				
11- 2	0- 1	0- 0	NON-CONFERENCE	1- 1	10- 0	6- 0				
4- 1	0- 0	0- 0	HOME	1- 1	3- 0	2- 0				
5- 1	0- 1	0- 0	AWAY	0- 0	5- 0	4- 0				
2- 0	0- 0	0- 0	NEUTRAL	0- 0	2- 0	0- 0				
13- 5	0- 0	0- 0	CONFERENCE	1- 1	12- 4	6- 1				
8- 0	0- 0	0- 0	HOME	1- 0	7- 0	3- 0				
4- 4	0- 0	0- 0	AWAY	0- 1	4- 3	2- 1				
1- 1	0- 0	0- 0	NEUTRAL	0- 0	1- 1	1- 0				

RPI 1-25				RPI 26-50				RPI 51-100				RPI 101+				
RPI	S	Opponent	Score	RPI	S	Opponent	Score	RPI	S	Opponent	Score	RPI	S	Opponent	Score	
17	A	Maryland	58 91					72	H	St. John's (NY)	66 71	117	H	Dartmouth	76 61	
								74	A	Maine	69 74	130	A	Hartford	55 70	
								74	H	Maine	68 54	130	H	Hartford	66 53	
								84	H	Fordham	59 52	130	N	Hartford	56 58	
												147	N	Northern Ill.	97 91	
												156	A	Binghamton	57 53	
												156	H	Binghamton	63 46	
												171	N	Southern Ill.	68 57	
												174	A	New Hampshire	68 74	
												174	H	New Hampshire	66 53	
												187	A	Stony Brook	72 68	
												187	H	Stony Brook	64 58	
												197	A	Siena	78 63	
												238	A	Holy Cross	65 56	
												257	H	St. Bonaventure	69 52	
												262	A	Manhattan	62 56	
												283	A	Monmouth	68 44	
												292	A	Central Conn. St.	72 60	
												293	A	Vermont	57 62	
												293	H	Vermont	67 55	
												293	N	Vermont	60 42	
												323	A	UMBC	78 75	
												323	H	UMBC	79 45	
												329	H	Wagner	89 44	
												348	A	UMass Lowell	61 52	
												348	H	UMass Lowell	93 60	
LAST 12 Division I GAMES:																
				130	N	Hartford	56 58			293	A	Vermont	57 62			
				293	N	Vermont	60 42			348	H	UMass Lowell	93 60			
				74	A	Maine	69 74			174	A	New Hampshire	68 74			
				156	A	Binghamton	57 53			187	H	Stony Brook	64 58			
				323	H	UMBC	79 45			293	H	Vermont	67 55			
				130	H	Hartford	66 53			323	A	UMBC	78 75			

Non-Div I Games:

Albany (NY)

Loss, 
Non-Conf, S Site, H Home
Away 
N Neutral



Average RPI Win: 299

Average RPI Loss: 211

WON-LOST  
RECORDWINNING  
PCT. RANKLAST 10  
GAMESSTRENGTH OF  
SCHEDULEOPP. STRENGTH  
OF SCHEDULETEAM  
RPIADJ.  
RPICONF.  
RPIADJ CONF.  
RPIDIV. I ONLY  
DIV. I NON-CONF.9- 18  
1- 7257  
3103- 7  
0- 0303  
101349  
322290  
259290  
25932  
3232  
32

TOTALS

RPI 1-25

RPI 26-50

W-L RECORDS

RPI 51-100

RPI 101-999

RPI 201+

9- 18

0- 0

0- 0

OVERALL

0- 0

9- 18

9- 10

4- 5

0- 0

0- 0

HOME

0- 0

4- 5

4- 4

5- 11

0- 0

0- 0

AWAY

0- 0

5- 5

5- 3

0- 2

0- 0

0- 0

NEUTRAL

0- 0

0- 2

0- 0

1- 7

0- 0

0- 0

NON-CONFERENCE

0- 0

1- 7

1- 1

0- 0

0- 0

0- 0

HOME

0- 0

0- 0

0- 0

1- 5

0- 0

0- 0

AWAY

0- 0

1- 5

1- 1

0- 2

0- 0

0- 0

NEUTRAL

0- 0

0- 2

0- 0

8- 11

0- 0

0- 0

CONFERENCE

0- 0

8- 11

8- 9

4- 5

0- 0

0- 0

HOME

0- 0

4- 5

4- 4

4- 6

0- 0

0- 0

AWAY

0- 0

4- 6

4- 5

0- 0

0- 0

0- 0

NEUTRAL

0- 0

0- 0

0- 0

RPI 1-25

RPI 26-50

RPI 51-100

RPI 101+

Team's RPI: 290

RPI S Opponent Score

RPI S Opponent Score

RPI S Opponent Score

RPI S Opponent Score

114 N SFA 79 83

123 A Louisiana Tech 50 87

127 A Central Ark. 52 75

149 A Wichita St. 46 87

169 A Louisiana 47 67

172 N Oral Roberts 52 76

181 A Southern U. 56 64

181 H Southern U. 55 75

205 A Southern Miss. 67 72

218 A Texas Southern 57 91

218 H Texas Southern 54 52

226 A Grambling 71 80

226 A Grambling 51 68

226 H Grambling 68 75

236 A Prairie View 73 72

236 H Prairie View 76 96

296 A Jackson St. 69 94

296 H Jackson St. 51 74

297 A Southeastern La. 84 77

311 A Alabama A&amp;M 63 74

311 H Alabama A&amp;M 57 52

315 A Alabama St. 65 57

315 H Alabama St. 73 41

331 A Ark. -Pine Bluff 80 77

331 H Ark. -Pine Bluff 76 58

341 A Mississippi Val. 76 70

341 H Mississippi Val. 61 62

LAST 12 Division I GAMES:

226 A Grambling 71 80

218 H Texas Southern 54 52

236 H Prairie View 76 96

181 H Southern U. 55 75

315 A Alabama St. 65 57

311 A Alabama A&amp;M 63 74

331 H Ark. -Pine Bluff 76 58

341 H Mississippi Val. 61 62

226 A Grambling 51 68

296 A Jackson St. 69 94

181 A Southern U. 56 64

315 H Alabama St. 73 41

A  
l  
c  
o  
r  
nA  
l  
c  
o  
r  
n

Non-Div I Games:

Tougaloo

76 64

Blue Mountain (MS) 76 35

LeMoyne-Owen

81 54

Alcorn

Loss, Non-Conf, S Site, H Home A Away N Neutral

A  
m  
e  
r  
i  
c  
a  
n

A  
m  
e  
r  
i  
c  
a  
n

Ameri can

Average RPI Win:	269	WON-LOST	WINNING	LAST 10	STRENGTH OF	OPP. STRENGTH	TEAM	ADJ.	CONF.	ADJ CONF.
Average RPI Loss:	152	RECORD	PCT. RANK	GAMES	SCHEDULE	OF SCHEDULE	RPI	RPI	RPI	RPI
DIV. I ONLY	8- 22	288	3- 7	135	270	260	260	22	22	
DIV. I NON-CONF.	2- 9	295	0- 0	150	195	258	258	23	23	
-----										
TOTALS	RPI 1-25	RPI 26-50	W-L RECORDS	RPI 51-100	RPI 101-999	RPI 201+				
8- 22	0- 0	0- 0	OVERALL	0- 4	8- 18	7- 4				
4- 9	0- 0	0- 0	HOME	0- 3	4- 6	3- 1				
3- 13	0- 0	0- 0	AWAY	0- 0	3- 6	3- 2				
1- 0	0- 0	0- 0	NEUTRAL	0- 0	1- 0	1- 0				
2- 9	0- 0	0- 0	NON-CONFERENCE	0- 2	2- 7	2- 1				
0- 4	0- 0	0- 0	HOME	0- 2	0- 2	0- 0				
2- 5	0- 0	0- 0	AWAY	0- 0	2- 5	2- 1				
0- 0	0- 0	0- 0	NEUTRAL	0- 0	0- 0	0- 0				
6- 13	0- 0	0- 0	CONFERENCE	0- 2	6- 11	5- 3				
4- 5	0- 0	0- 0	HOME	0- 1	4- 4	3- 1				
1- 8	0- 0	0- 0	AWAY	0- 1	1- 7	1- 2				
1- 0	0- 0	0- 0	NEUTRAL	0- 0	1- 0	1- 0				

RPI 1-25				RPI 26-50				RPI 51-100				RPI 101+				Team's RPI: 260
RPI	S	Opponent	Score	RPI	S	Opponent	Score	RPI	S	Opponent	Score	RPI	S	Opponent	Score	
								68	H	Georgia Tech	41 75	105	A	Wake Forest	49 78	
								79	H	UAB	59 70	110	H	ETSU	57 70	
								95	A	Little Rock	35 61	115	A	North Carolina	43 56	
								95	H	Little Rock	40 52	136	A	Radford	40 61	
												137	A	Texas St.	50 92	
												137	H	Texas St.	54 69	
												165	A	N.C. A&T	56 81	
												167	A	UT Arlington	48 49	
												167	H	UT Arlington	60 64	
												168	A	South Ala.	52 54	
												168	H	South Ala.	57 56	
												169	A	Louisiana	45 61	
												179	A	Troy	74 81	
												179	H	Troy	64 93	
												184	H	Davidson	57 59	
												219	A	Arkansas St.	52 69	
												219	H	Arkansas St.	68 66	
												219	N	Arkansas St.	79 68	
												220	A	Coastal Caro.	68 73	
												220	H	Coastal Caro.	51 66	
												224	A	UNC Asheville	60 69	
												262	A	Col. of Charleston	76 70	
												306	H	Georgia St.	77 62	
												309	A	Marshall	56 54	
												327	H	Ga. Southern	87 56	
												338	A	La. -Monroe	71 67	
-----																
LAST 12 Division I GAMES:																
				219	N	Arkansas St.	79 68	220	A	Coastal Caro.	68 73					
				220	H	Coastal Caro.	51 66	137	A	Texas St.	50 92					
				95	A	Little Rock	35 61	167	A	UT Arlington	48 49					
				219	A	Arkansas St.	52 69	219	H	Arkansas St.	68 66					
				179	H	Troy	64 93	95	H	Little Rock	40 52					
				168	H	South Ala.	57 56	179	A	Troy	74 81					

Non-Div I Games:

Appalachian St.





Average RPI Win:	304	WON-LOST	WINNING	LAST 10	STRENGTH OF	OPP. STRENGTH	TEAM	ADJ.	CONF.	ADJ CONF.
Average RPI Loss:	212	RECORD	PCT. RANK	GAMES	SCHEDULE	OF SCHEDULE	RPI	RPI	RPI	RPI
DIV. I ONLY	6- 21	311	5- 5	316	336	331	331	32	32	
DIV. I NON-CONF.	0- 8	337	0- 0	188	83	333	333	32	32	
-----										
TOTALS	RPI 1-25	RPI 26-50	W-L RECORDS	RPI 51-100	RPI 101-999	RPI 201+				
6- 21	0- 1	0- 1	OVERALL	0- 1	6- 18	6- 13				
4- 5	0- 0	0- 0	HOME	0- 0	4- 5	4- 4				
2- 14	0- 0	0- 0	AWAY	0- 0	2- 1	2- 0				
0- 2	0- 0	0- 0	NEUTRAL	0- 0	0- 2	0- 1				
0- 8	0- 1	0- 1	NON-CONFERENCE	0- 1	0- 5	0- 3				
0- 0	0- 0	0- 0	HOME	0- 0	0- 0	0- 0				
0- 6	0- 1	0- 1	AWAY	0- 1	0- 3	0- 2				
0- 2	0- 0	0- 0	NEUTRAL	0- 0	0- 2	0- 1				
6- 13	0- 0	0- 0	CONFERENCE	0- 0	6- 13	6- 10				
4- 5	0- 0	0- 0	HOME	0- 0	4- 5	4- 4				
2- 8	0- 0	0- 0	AWAY	0- 0	2- 8	2- 6				
0- 0	0- 0	0- 0	NEUTRAL	0- 0	0- 0	0- 0				

RPI 1-25				RPI 26-50				RPI 51-100				RPI 101+				Team's RPI: 331
RPI	S	Opponent	Score	RPI	S	Opponent	Score	RPI	S	Opponent	Score	RPI	S	Opponent	Score	
22	A	Iowa	45 85	33	A	Dayton	43 81	59	A	Nebraska	52 73	181	A	Southern U.	60 70	
												181	A	Southern U.	46 59	
												181	H	Southern U.	52 71	
												189	N	Oakland	37 69	
												196	A	Tulsa	37 87	
												218	A	Texas Southern	52 58	
												218	H	Texas Southern	61 59	
												226	A	Grambling	63 73	
												226	H	Grambling	57 66	
												236	A	Prairie View	52 64	
												236	H	Prairie View	72 89	
												248	A	Austin Peay	61 97	
												251	A	Texas Tech	47 74	
												272	N	Towson	44 70	
												290	A	Alcorn	58 76	
												290	H	Alcorn	77 80	
												296	A	Jackson St.	66 60	
												296	H	Jackson St.	54 60	
												311	A	Alabama A&M	49 52	
												311	H	Alabama A&M	57 48	
												315	A	Alabama St.	54 63	
												315	H	Alabama St.	55 53	
												341	A	Mississippi Val.	64 59	
												341	H	Mississippi Val.	79 64	
LAST 12 Division I GAMES:																
181	A	Southern U.	60 70	290	A	Alcorn	58 76									
341	H	Mississippi Val.	79 64	181	A	Southern U.	46 59									
296	A	Jackson St.	66 60	315	H	Alabama St.	55 53									
226	A	Grambling	63 73	311	H	Alabama A&M	57 48									
218	H	Texas Southern	61 59	296	H	Jackson St.	54 60									
236	H	Prairie View	72 89	226	H	Grambling	57 66									

Non-Div I Games: Tougalo 71 51 Philander Smith 81 73

Ark. -Pine Bluff

Loss, 
Non-Conf, 
S Site, 
H Home
A Away 
N Neutral

Average RPI Win: 183		WON-LOST	WINNING	LAST 10	STRENGTH OF	OPP. STRENGTH	TEAM	ADJ.	CONF.	ADJ CONF.
Average RPI Loss: 68		RECORD	PCT. RANK	GAMES	SCHEDULE	OF SCHEDULE	RPI	RPI	RPI	RPI
DIV. I ONLY		13- 18	221	2- 8	68	52	146	146	2	2
DIV. I NON-CONF.		9- 4	82	0- 0	174	215	82	82	2	2
-----										
TOTALS		RPI 1-25		RPI 26-50	W-L RECORDS		RPI 51-100	RPI 101-999	RPI 201+	
13- 18	0- 7			0- 2	OVERALL		2- 5	11- 4	4- 0	
8- 7	0- 3			0- 1	HOME		0- 2	8- 1	3- 0	
3- 10	0- 3			0- 1	AWAY		2- 3	1- 3	0- 0	
2- 1	0- 1			0- 0	NEUTRAL		0- 0	2- 0	1- 0	
9- 4	0- 0			0- 0	NON-CONFERENCE		0- 2	9- 2	4- 0	
7- 0	0- 0			0- 0	HOME		0- 0	7- 0	3- 0	
1- 4	0- 0			0- 0	AWAY		0- 2	1- 2	0- 0	
1- 0	0- 0			0- 0	NEUTRAL		0- 0	1- 0	1- 0	
4- 14	0- 7			0- 2	CONFERENCE		2- 3	2- 2	0- 0	
1- 7	0- 3			0- 1	HOME		0- 2	1- 1	0- 0	
2- 6	0- 3			0- 1	AWAY		2- 1	0- 1	0- 0	
1- 1	0- 1			0- 0	NEUTRAL		0- 0	1- 0	0- 0	

RPI 1-25				RPI 26-50				RPI 51-100				RPI 101+ Team's RPI: 146			
RPI	S	Opponent	Score	RPI	S	Opponent	Score	RPI	S	Opponent	Score	RPI	S	Opponent	Score
5	A	Mississippi St.	69 111	26	A	Georgia	65 78	54	A	Arizona St.	43 89	150	A	Vanderbilt	73 78
9	H	Tennessee	85 90	28	H	LSU	57 62	59	A	Nebraska	69 80	150	N	Vanderbilt	88 76
11	A	South Carolina	42 90					86	A	Kentucky	57 78	154	H	Charlotte	73 72
15	H	Texas A&M	60 104					86	H	Kentucky	65 76	160	H	Samford	84 63
15	N	Texas A&M	52 82					94	A	Alabama	74 66	161	H	Ole Miss	73 72
24	A	Missouri	54 88					94	H	Alabama	76 83	167	H	UT Arlington	91 57
24	H	Missouri	58 84					100	A	Auburn	68 58	172	A	Oral Roberts	77 66
												175	H	Florida	51 65
												176	A	UTEP	61 64
												183	A	Kansas	60 71
												196	H	Tulsa	67 41
												209	N	New Mexico St.	69 60
												226	H	Grambling	79 62
												253	H	Abilene Christian	79 65
												335	H	Sam Houston St.	65 54
-----															
LAST 12 Division I GAMES:															
15	N	Texas A&M	52 82	24	H	Missouri	58 84								
150	N	Vanderbilt	88 76	9	H	Tennessee	85 90								
150	A	Vanderbilt	73 78	94	A	Alabama	74 66								
15	H	Texas A&M	60 104	86	H	Kentucky	65 76								
28	H	LSU	57 62	11	A	South Carolina	42 90								
86	A	Kentucky	57 78	24	A	Missouri	54 88								

Non-Div I Games:

Arkansas

Average RPI Win:	255	WON-LOST	WINNING	LAST 10	STRENGTH OF	OPP. STRENGTH	TEAM	ADJ.	CONF.	ADJ CONF.
Average RPI Loss:	150	RECORD	PCT. RANK	GAMES	SCHEDULE	OF SCHEDULE	RPI	RPI	RPI	RPI
DIV. I ONLY	15- 15	175	5- 5	307	171	219	219	22	22	
DIV. I NON-CONF.	5- 6	187	0- 0	170	67	172	172	23	23	
-----										
TOTALS	RPI 1-25	RPI 26-50	W-L RECORDS	RPI 51-100	RPI 101-999	RPI 201+				
15- 15	0- 1	0- 0	OVERALL	0- 4	15- 10	10- 3				
9- 5	0- 0	0- 0	HOME	0- 2	9- 3	6- 1				
6- 9	0- 1	0- 0	AWAY	0- 2	6- 6	4- 1				
0- 1	0- 0	0- 0	NEUTRAL	0- 0	0- 1	0- 1				
5- 6	0- 1	0- 0	NON-CONFERENCE	0- 2	5- 3	2- 0				
4- 1	0- 0	0- 0	HOME	0- 1	4- 0	2- 0				
1- 5	0- 1	0- 0	AWAY	0- 1	1- 3	0- 0				
0- 0	0- 0	0- 0	NEUTRAL	0- 0	0- 0	0- 0				
10- 9	0- 0	0- 0	CONFERENCE	0- 2	10- 7	8- 3				
5- 4	0- 0	0- 0	HOME	0- 1	5- 3	4- 1				
5- 4	0- 0	0- 0	AWAY	0- 1	5- 3	4- 1				
0- 1	0- 0	0- 0	NEUTRAL	0- 0	0- 1	0- 1				

RPI 1-25				RPI 26-50				RPI 51-100				RPI 101+ Team's RPI: 219			
RPI	S	Opponent	Score	RPI	S	Opponent	Score	RPI	S	Opponent	Score	RPI	S	Opponent	Score
14	A	South Fla.	55 98					53	A	Indiana	51 93	137	H	Texas St.	55 67
								57	H	Belmont	52 83	159	H	UT Martin	84 73
								95	A	Little Rock	43 53	161	A	Ole Miss	48 74
								95	H	Little Rock	58 64	167	H	UT Arlington	85 80
												168	A	South Ala.	75 60
												169	A	Louisiana	53 60
												169	H	Louisiana	75 77
												175	A	Florida	70 69
												176	H	UTEP	76 73
												179	A	Troy	78 95
												182	A	Pittsburgh	47 87
												196	A	Tulsa	58 68
												220	A	Coastal Caro.	70 63
												220	H	Coastal Caro.	65 73
												226	H	Grambling	76 56
												260	A	Appalachian St.	66 68
												260	H	Appalachian St.	69 52
												260 N	A	Appalachian St.	68 79
												306	A	Georgia St.	75 58
												306	H	Georgia St.	76 63
												327	A	Ga. Southern	71 62
												327	H	Ga. Southern	69 48
												330	H	Tennessee St.	68 62
												338	A	La.-Monroe	80 73
												338	H	La.-Monroe	76 62
LAST 12 Division I GAMES:															
260 N		Appalachian St.	68 79	168	A	South Ala.	75 60								
338	A	La.-Monroe	80 73	179	A	Troy	78 95								
169	A	Louisiana	53 60	327	H	Ga. Southern	69 48								
220	H	Coastal Caro.	65 73	306	H	Georgia St.	76 63								
260	H	Appalachian St.	69 52	260	A	Appalachian St.	66 68								
95	H	Little Rock	58 64	220	A	Coastal Caro.	70 63								

Non-Div I Games:

Arkansas St.

■ Loss, 
 ■ Non-Conf, 
 ■ S Site, 
 ■ Home 
 ■ A Away 
 N Neutral



Average RPI Win:	231	WON-LOST	WINNING	LAST 10	STRENGTH OF	OPP. STRENGTH	TEAM	ADJ.	CONF.	ADJ CONF.
Average RPI Loss:	139	RECORD	PCT. RANK	GAMES	SCHEDULE	OF SCHEDULE	RPI	RPI	RPI	RPI
DIV. I ONLY	16- 13	141	7- 3	178	222	152	152	15	15	
DIV. I NON-CONF.	6- 4	122	0- 0	217	295	145	145	18	18	
-----										
TOTALS	RPI 1-25	RPI 26-50	W-L RECORDS	RPI 51-100	RPI 101-999	RPI 201+				
16- 13	0- 1	0- 0	OVERALL	0- 6	16- 6	13- 5				
8- 6	0- 0	0- 0	HOME	0- 3	8- 3	6- 2				
8- 7	0- 1	0- 0	AWAY	0- 3	8- 3	7- 3				
0- 0	0- 0	0- 0	NEUTRAL	0- 0	0- 0	0- 0				
6- 4	0- 1	0- 0	NON-CONFERENCE	0- 0	6- 3	3- 2				
4- 1	0- 0	0- 0	HOME	0- 0	4- 1	2- 0				
2- 3	0- 1	0- 0	AWAY	0- 0	2- 2	1- 2				
0- 0	0- 0	0- 0	NEUTRAL	0- 0	0- 0	0- 0				
10- 9	0- 0	0- 0	CONFERENCE	0- 6	10- 3	10- 3				
4- 5	0- 0	0- 0	HOME	0- 3	4- 2	4- 2				
6- 4	0- 0	0- 0	AWAY	0- 3	6- 1	6- 1				
0- 0	0- 0	0- 0	NEUTRAL	0- 0	0- 0	0- 0				

RPI 1-25				RPI 26-50				RPI 51-100				RPI 101+				Team's RPI: 152
RPI	S	Opponent	Score	RPI	S	Opponent	Score	RPI	S	Opponent	Score	RPI	S	Opponent	Score	
25	A	Marquette	53 83					55	A	American	63 71	116	H	Delaware	59 70	
								55	H	American	46 64	117	H	Dartmouth	71 56	
								76	A	Navy	44 70	125	A	Yale	82 65	
								76	H	Navy	46 55	156	H	Binghamton	73 61	
								89	A	Bucknell	36 60	207	A	Lehigh	62 60	
								89	H	Bucknell	55 75	207	A	Lehigh	55 59	
												207	H	Lehigh	55 50	
												231	A	Boston U.	48 47	
												231	H	Boston U.	59 60	
												234	A	Loyola Maryland	69 62	
												234	H	Loyola Maryland	62 47	
												235	A	Lafayette	65 60	
												235	H	Lafayette	48 39	
												238	A	Holy Cross	66 57	
												238	H	Holy Cross	62 70	
												265	A	St. Francis Brooklyn	52 73	
												273	H	LIU Brooklyn	71 37	
												286	A	Fairleigh Dickinson	56 58	
												287	A	Colgate	62 54	
												287	H	Colgate	69 49	
												288	A	Air Force	65 59	
												339	H	NJIT	79 49	
-----																
LAST 12 Division I GAMES:																
207	A	Lehigh	62 60	76	H	Navy	46 55									
89	H	Bucknell	55 75	235	H	Lafayette	48 39									
231	A	Boston U.	48 47	55	A	American	63 71									
287	H	Colgate	69 49	234	H	Loyola Maryland	62 47									
207	H	Lehigh	55 50	287	A	Colgate	62 54									
238	A	Holy Cross	66 57	207	A	Lehigh	55 59									

Non-Div I Games: St. Joseph's (Brklyn) 107 46

Army West Point

Average RPI Win: **156**  
 Average RPI Loss: **54**

WON-LOST  
RECORD

WINNING  
PCT. RANK

LAST 10  
GAMES

STRENGTH OF  
SCHEDULE

OPP. STRENGTH  
OF SCHEDULE

TEAM  
RPI

ADJ.  
RPI

CONF.  
RPI

ADJ CONF.  
RPI

DIV. I ONLY	13- 15	204	4- 6	40	27	100	100	2	2
DIV. I NON-CONF.	8- 3	65	0- 0	181	117	81	81	2	2
<hr/>									
TOTALS	RPI 1-25	RPI 26-50	W-L RECORDS	RPI 51-100	RPI 101-999	RPI 201+			
13- 15	0- 7	1- 2	OVERALL	3- 3	9- 3	2- 0			
10- 3	0- 2	1- 0	HOME	1- 0	8- 1	2- 0			
2- 9	0- 4	0- 2	AWAY	1- 3	1- 0	0- 0			
1- 3	0- 1	0- 0	NEUTRAL	1- 0	0- 2	0- 0			
8- 3	0- 0	0- 0	NON-CONFERENCE	2- 1	6- 2	2- 0			
5- 0	0- 0	0- 0	HOME	0- 0	5- 0	2- 0			
2- 1	0- 0	0- 0	AWAY	1- 1	1- 0	0- 0			
1- 2	0- 0	0- 0	NEUTRAL	1- 0	0- 2	0- 0			
5- 12	0- 7	1- 2	CONFERENCE	1- 2	3- 1	0- 0			
5- 3	0- 2	1- 0	HOME	1- 0	3- 1	0- 0			
0- 8	0- 4	0- 2	AWAY	0- 2	0- 0	0- 0			
0- 1	0- 1	0- 0	NEUTRAL	0- 0	0- 0	0- 0			

RPI 1-25				RPI 26-50				RPI 51-100				RPI 101+			
RPI	S	Opponent	Score	RPI	S	Opponent	Score	RPI	S	Opponent	Score	RPI	S	Opponent	Score
5	A	Mississippi St.	61 82	26	A	Georgia	48 60	53	A	Indiana	65 53	107	N	Chattanooga	41 50
9	A	Tennessee	59 70	28	A	LSU	56 59	67	A	Virginia Tech	63 72	123	H	Louisiana Tech	75 59
9	N	Tennessee	61 64	28	H	LSU	70 62	86	A	Kentucky	48 65	146	H	Arkansas	58 68
11	A	South Carolina	63 71					94	A	Alabama	60 70	150	H	Vanderbilt	63 60
15	A	Texas A&M	59 78					94	H	Alabama	69 60	161	H	Ole Miss	60 55
15	H	Texas A&M	73 82					97	N	Georgetown	60 40	165	H	N.C. A&T	63 53
24	H	Missouri	51 59									169	A	Louisiana	70 60
LAST 12 Division I GAMES:															
				9	N	Tennessee	61 64	28	H	LSU	70 62				
				161	H	Ole Miss	60 55	15	A	Texas A&M	59 78				
				5	A	Mississippi St.	61 82	86	A	Kentucky	48 65				
				94	A	Alabama	60 70	94	H	Alabama	69 60				
				24	H	Missouri	51 59	26	A	Georgia	48 60				
				150	H	Vanderbilt	63 60	28	A	LSU	56 59				

Non-Div I Games: Xavier (LA) 70 44

Auburn

**Loss**, **Non-Conf**, **S Site**, **H Home** **A Away** **N Neutral**

Average RPI Win: 291  
Average RPI Loss: 167

WON-LOST  
RECORD

WINNING  
PCT. RANK

LAST 10  
GAMES

STRENGTH OF  
SCHEDULE

OPP. STRENGTH  
OF SCHEDULE

TEAM  
RPI

ADJ.  
RPI

CONF.  
RPI

ADJ CONF.  
RPI

DIV. I ONLY	14- 14	175	4- 6	335	275	248	248	25	25
DIV. I NON-CONF.	5- 4	146	0- 0	324	314	214	214	27	27
<hr/>									
TOTALS	RPI 1-25	RPI 26-50	W-L RECORDS	RPI 51-100	RPI 101-999	RPI 201+			
14- 14	0- 0	0- 1	OVERALL	0- 2	14- 11	13- 3			
8- 4	0- 0	0- 0	HOME	0- 1	8- 3	7- 0			
6- 9	0- 0	0- 0	AWAY	0- 1	6- 1	6- 0			
0- 1	0- 0	0- 0	NEUTRAL	0- 0	0- 1	0- 0			
5- 4	0- 0	0- 1	NON-CONFERENCE	0- 1	5- 2	5- 1			
2- 1	0- 0	0- 0	HOME	0- 1	2- 0	2- 0			
3- 3	0- 0	0- 1	AWAY	0- 0	3- 2	3- 1			
0- 0	0- 0	0- 0	NEUTRAL	0- 0	0- 0	0- 0			
9- 10	0- 0	0- 0	CONFERENCE	0- 1	9- 9	8- 2			
6- 3	0- 0	0- 0	HOME	0- 0	6- 3	5- 0			
3- 6	0- 0	0- 0	AWAY	0- 1	3- 5	3- 2			
0- 1	0- 0	0- 0	NEUTRAL	0- 0	0- 1	0- 0			

RPI 1-25				RPI 26-50				RPI 51-100				RPI 101+				Team's RPI: 248
RPI	S	Opponent	Score	RPI	S	Opponent	Score	RPI	S	Opponent	Score	RPI	S	Opponent	Score	
				38	A	Ball St.	57 89	57	A	Belmont	75 78	128	A	Butler	54 75	
								99	H	Western Ill.	68 81	159	A	UT Martin	66 100	
												159	H	UT Martin	69 62	
												162	A	Jacksonville St.	47 65	
												162	H	Jacksonville St.	50 51	
												163	A	SIUE	55 67	
												163	H	SIUE	38 61	
												163	N	SIUE	43 76	
												191	H	Morehead St.	59 66	
												232	A	Southeast Mo. St.	61 50	
												232	H	Southeast Mo. St.	66 65	
												240	A	Illinois	47 59	
												254	A	Northern Ky.	53 52	
												261	A	Lipscomb	71 63	
												294	A	Murray St.	65 91	
												294	H	Murray St.	75 69	
												311	A	Alabama A&M	55 52	
												312	A	Tennessee Tech	59 63	
												312	H	Tennessee Tech	53 52	
												316	H	Eastern Ky.	59 45	
												330	A	Tennessee St.	75 59	
												331	H	Ark. -Pine Bluff	97 61	
												345	A	Eastern Ill.	75 66	
												345	H	Eastern Ill.	69 59	
												349	H	Evansville	82 73	
<hr/>																
LAST 12 Division I GAMES:																
				163	N	SIUE	43 76	294	A	Murray St.	65 91					
				294	H	Murray St.	75 69	232	A	Southeast Mo. St.	61 50					
				163	A	SIUE	55 67	159	A	UT Martin	66 100					
				162	H	Jacksonville St.	50 51	191	H	Morehead St.	59 66					
				312	H	Tennessee Tech	53 52	316	H	Eastern Ky.	59 45					
				345	A	Eastern Ill.	75 66	57	A	Belmont	75 78					

Non-Div I Games: Christian Bros. 73 50 Trevecca Nazarene 80 72

Austin Peay

Loss, Non-Conf, S Site, H Home A Away N Neutral

Average RPI Win:	217	WON-LOST	WINNING	LAST 10	STRENGTH OF	OPP. STRENGTH	TEAM	ADJ.	CONF.	ADJ CONF.
Average RPI Loss:	120	RECORD	PCT. RANK	GAMES	SCHEDULE	OF SCHEDULE	RPI	RPI	RPI	RPI
DIV. I ONLY	16- 14	157	4- 6	176	124	155	155	14	14	
DIV. I NON-CONF.	5- 6	187	0- 0	192	128	207	207	11	11	
-----										
TOTALS	RPI 1-25	RPI 26-50	W-L RECORDS	RPI 51-100	RPI 101-999	RPI 201+				
16- 14	0- 0	0- 5	OVERALL	1- 1	15- 8	9- 1				
11- 4	0- 0	0- 2	HOME	1- 0	10- 2	6- 1				
5- 9	0- 0	0- 3	AWAY	0- 1	5- 5	3- 0				
0- 1	0- 0	0- 0	NEUTRAL	0- 0	0- 1	0- 0				
5- 6	0- 0	0- 3	NON-CONFERENCE	0- 0	5- 3	3- 1				
4- 2	0- 0	0- 1	HOME	0- 0	4- 1	3- 1				
1- 4	0- 0	0- 2	AWAY	0- 0	1- 2	0- 0				
0- 0	0- 0	0- 0	NEUTRAL	0- 0	0- 0	0- 0				
11- 8	0- 0	0- 2	CONFERENCE	1- 1	10- 5	6- 0				
7- 2	0- 0	0- 1	HOME	1- 0	6- 1	3- 0				
4- 5	0- 0	0- 1	AWAY	0- 1	4- 3	3- 0				
0- 1	0- 0	0- 0	NEUTRAL	0- 0	0- 1	0- 0				

RPI 1-25				RPI 26-50				RPI 51-100				RPI 101+				Team's RPI: 155	
RPI	S	Opponent	Score	RPI	S	Opponent	Score	RPI	S	Opponent	Score	RPI	S	Opponent	Score		
				26	H	Georgi a	63 79	77	A	Saint Mary's (CA)	49 57	103	A	Col orado St.	54 56		
				32	A	Gonzaga	37 62	77	H	Saint Mary's (CA)	63 54	112	H	Utah	77 68		
				32	H	Gonzaga	70 84					129	A	San Franci sco	73 76		
				36	A	Northern Colo.	74 79					129	H	San Franci sco	70 66		
				43	A	Cal i forni a	45 70					140	A	Eastern Wash.	73 69		
												144	A	Loyol a Marymount	67 55		
												144	H	Loyol a Marymount	62 52		
												166	A	San Di ego	69 70		
												166	H	San Di ego	60 66		
												166	N	San Di ego	56 61		
												188	A	Paci fi c	76 83		
												188	H	Paci fi c	77 65		
												201	A	Washi ngton	72 80		
												204	H	Montana St.	75 54		
												239	A	Pepperdi ne	73 67		
												239	H	Pepperdi ne	78 43		
												289	A	Santa Clara	55 34		
												289	H	Santa Clara	65 47		
												314	H	Utah St.	69 76		
												317	A	Portl and	72 58		
												317	H	Portl and	73 35		
												322	H	Utah Valley	75 54		
												328	H	Southern Utah	75 67		
LAST 12 Di vi si on I GAMES:																	
				166	N	San Di ego	56 61					289	A	Santa Clara	55 34		
				32	A	Gonzaga	37 62					32	H	Gonzaga	70 84		
				317	H	Portl and	73 35					144	H	Loyol a Marymount	62 52		
				166	H	San Di ego	60 66					188	A	Paci fi c	76 83		
				239	H	Pepperdi ne	78 43					77	H	Saint Mary's (CA)	63 54		
				129	A	San Franci sco	73 76					166	A	San Di ego	69 70		

Non-Di v I Games:

BYU

Average RPI Win: **164**Average RPI Loss: **49**WON-LOST  
RECORDWINNING  
PCT. RANKLAST 10  
GAMESSTRENGTH OF  
SCHEDULEOPP. STRENGTH  
OF SCHEDULETEAM  
RPIADJ.  
RPICONF.  
RPIADJ CONF.  
RPIDIV. I ONLY  
DIV. I NON-CONF.23- 5  
10- 016  
18- 2  
0- 0124  
18788  
12638  
2138  
218  
88  
8

TOTALS

RPI 1-25

RPI 26-50

W-L RECORDS

RPI 51-100

RPI 101-999

RPI 201+

23- 5

0- 3

0- 0

OVERALL

5- 1

18- 1

10- 0

13- 2

0- 2

0- 0

HOME

4- 0

9- 0

6- 0

10- 3

0- 1

0- 0

AWAY

1- 1

9- 1

4- 0

0- 0

0- 0

0- 0

NEUTRAL

0- 0

0- 0

0- 0

10- 0

0- 0

0- 0

NON-CONFERENCE

3- 0

7- 0

4- 0

6- 0

0- 0

0- 0

HOME

2- 0

4- 0

3- 0

4- 0

0- 0

0- 0

AWAY

1- 0

3- 0

1- 0

0- 0

0- 0

0- 0

NEUTRAL

0- 0

0- 0

0- 0

13- 5

0- 3

0- 0

CONFERENCE

2- 1

11- 1

6- 0

7- 2

0- 2

0- 0

HOME

2- 0

5- 0

3- 0

6- 3

0- 1

0- 0

AWAY

0- 1

6- 1

3- 0

0- 0

0- 0

0- 0

NEUTRAL

0- 0

0- 0

0- 0

RPI 1-25

RPI	S	Opponent	Score
19	H	Buffalo	80 <b>84</b>
21	A	Central Mich.	80 <b>88</b>
21	H	Central Mich.	65 <b>69</b>

RPI 26-50

RPI	S	Opponent	Score
-----	---	----------	-------

Team's RPI: 38

RPI 51-100

RPI	S	Opponent	Score
56	H	Western Ky.	93 81
61	A	Purdue	66 60
81	H	Miami (OH)	86 61
83	A	Tol edo	66 <b>72</b>
83	H	Tol edo	78 73
96	H	Missouri St.	70 58

RPI 101+

RPI	S	Opponent	Score
101	A	Ohio	76 <b>80</b>
111	A	Western Mich.	81 71
111	H	Western Mich.	85 58
120	A	Cleveland St.	76 64
128	H	Butler	87 75
147	A	Northern Ill.	72 50
147	H	Northern Ill.	81 72
148	A	Kent St.	79 58
150	A	Vanderbilt	88 79
202	A	Eastern Mich.	88 63
202	H	Eastern Mich.	91 85
206	A	Bowling Green	84 73
206	H	Bowling Green	82 41
221	A	Akron	74 61
221	H	Akron	97 65
232	H	Southeast Mo. St.	69 56
248	H	Austin Peay	89 57
261	H	Lipscomb	84 46
330	A	Tennessee St.	85 65

LAST 12 Division I GAMES:

202	A	Eastern Mich.	88 63	202	H	Eastern Mich.	91 85
21	A	Central Mich.	80 <b>88</b>	101	A	Ohio	76 <b>80</b>
83	H	Tol edo	78 73	221	H	Akron	97 65
111	H	Western Mich.	85 58	147	H	Northern Ill.	81 72
147	A	Northern Ill.	72 50	206	H	Bowling Green	82 41
111	A	Western Mich.	81 71	148	A	Kent St.	79 58

Non-Div I Games:

Oakland City

126 55

Ball St.

Average RPI Win: 110	WON-LOST RECORD	WINNING PCT. RANK	LAST 10 GAMES	STRENGTH OF SCHEDULE	OPP. STRENGTH OF SCHEDULE	TEAM RPI	ADJ. RPI	CONF. RPI	ADJ CONF. RPI
Average RPI Loss: 10									
DIV. I ONLY	31- 1	3	10- 0	27	24	4	4	4	4
DIV. I NON-CONF.	10- 1	15	0- 0	75	59	12	12	5	5
-----									
TOTALS	RPI 1-25	RPI 26-50	W-L RECORDS	RPI 51-100	RPI 101-999	RPI 201+			
31- 1	4- 1	2- 0	OVERALL	14- 0	11- 0	5- 0			
16- 0	2- 0	1- 0	HOME	6- 0	7- 0	3- 0			
10- 1	1- 1	1- 0	AWAY	4- 0	4- 0	2- 0			
5- 0	1- 0	0- 0	NEUTRAL	4- 0	0- 0	0- 0			
10- 1	1- 1	0- 0	NON-CONFERENCE	4- 0	5- 0	3- 0			
7- 0	1- 0	0- 0	HOME	2- 0	4- 0	2- 0			
1- 1	0- 1	0- 0	AWAY	0- 0	1- 0	1- 0			
2- 0	0- 0	0- 0	NEUTRAL	2- 0	0- 0	0- 0			
21- 0	3- 0	2- 0	CONFERENCE	10- 0	6- 0	2- 0			
9- 0	1- 0	1- 0	HOME	4- 0	3- 0	1- 0			
9- 0	1- 0	1- 0	AWAY	4- 0	3- 0	1- 0			
3- 0	1- 0	0- 0	NEUTRAL	2- 0	0- 0	0- 0			

RPI	S	Opponent	Score	RPI	S	Opponent	Score	RPI	S	Opponent	Score	RPI	S	Opponent	Score
10	A	UCLA	68 82	34	A	Okl ahoma	74 52	58	A	Okl ahoma St.	87 45	108	A	Iowa St.	79 50
12	A	Texas	93 87	34	H	Okl ahoma	74 65	58	H	Okl ahoma St.	77 64	108	H	Iowa St.	89 49
12	H	Texas	81 56					64	A	West Vi rgi ni a	83 72	127	H	Central Ark.	86 55
12	N	Texas	77 69					64	H	West Vi rgi ni a	80 54	183	A	Kansas	83 48
13	H	Stanford	81 57					68	N	Georgi a Tech	80 57	183	H	Kansas	88 51
								70	A	TCU	85 53	200	H	North Dakota	105 43
								70	H	TCU	83 63	230	A	Ni choll s St.	85 43
								70	N	TCU	94 48	251	A	Texas Tech	90 44
								86	H	Kentucky	90 63	251	H	Texas Tech	97 49
								90	H	Lamar Uni versi ty	121 62	277	H	McNeese	95 34
								91	A	Kansas St.	88 58	321	H	Coppin St.	100 54
								91	H	Kansas St.	75 50				
								91	N	Kansas St.	83 54				
								96	N	Missouri St.	100 58				
LAST 12 Di vi si on I GAMES:															
12	N	Texas	77 69	183	H	Kansas	88 51								
70	N	TCU	94 48	58	A	Okl ahoma St.	87 45								
91	N	Kansas St.	83 54	70	H	TCU	83 63								
64	H	West Vi rgi ni a	80 54	34	H	Okl ahoma	74 65								
70	A	TCU	85 53	251	A	Texas Tech	90 44								
12	A	Texas	93 87	58	H	Okl ahoma St.	77 64								

Non-Di v I Games:

Bayl or

Average RPI Win: 228	WON-LOST RECORD	WINNING PCT. RANK	LAST 10 GAMES	STRENGTH OF SCHEDULE	OPP. STRENGTH OF SCHEDULE	TEAM RPI	ADJ. RPI	CONF. RPI	ADJ. CONF. RPI
Average RPI Loss: 44									
DIV. I ONLY	30- 3	6	10- 0	253	219	57	57	25	25
DIV. I NON-CONF.	9- 3	61	0- 0	147	38	59	59	27	27
-----									
TOTALS	RPI 1-25	RPI 26-50	W-L RECORDS	RPI 51-100	RPI 101-999	RPI 201+			
30- 3	0- 1	1- 1	OVERALL	1- 1	28- 0	16- 0			
12- 1	0- 0	0- 0	HOME	0- 1	12- 0	8- 0			
13- 1	0- 0	0- 0	AWAY	0- 0	13- 0	7- 0			
5- 1	0- 1	1- 0	NEUTRAL	1- 0	3- 0	1- 0			
9- 3	0- 1	1- 1	NON-CONFERENCE	1- 1	7- 0	4- 0			
3- 1	0- 0	0- 0	HOME	0- 1	3- 0	2- 0			
4- 1	0- 0	0- 1	AWAY	0- 0	4- 0	2- 0			
2- 1	0- 1	1- 0	NEUTRAL	1- 0	0- 0	0- 0			
21- 0	0- 0	0- 0	CONFERENCE	0- 0	21- 0	12- 0			
9- 0	0- 0	0- 0	HOME	0- 0	9- 0	6- 0			
9- 0	0- 0	0- 0	AWAY	0- 0	9- 0	5- 0			
3- 0	0- 0	0- 0	NEUTRAL	0- 0	3- 0	1- 0			

RPI 1-25				RPI 26-50				RPI 51-100 Team's RPI: 57				RPI 101+			
RPI	S	Opponent	Score	RPI	S	Opponent	Score	RPI	S	Opponent	Score	RPI	S	Opponent	Score
13	N	Stanford	53 74	32	N	Gonzaga	71 63	51	N	FGCU	75 65	150	A	Vanderbilt	111 74
				34	A	Oklahoma	73 96	85	H	Wright St.	81 91	159	A	UT Martin	65 63
												159	N	UT Martin	63 56
												160	H	Samford	83 46
												162	A	Jacksonville St.	66 35
												162	H	Jacksonville St.	71 55
												162	N	Jacksonville St.	63 53
												163	A	SIUE	72 55
												163	H	SIUE	86 64
												191	A	Morehead St.	83 62
												191	H	Morehead St.	80 56
												196	A	Tulsa	90 65
												219	A	Arkansas St.	83 52
												232	A	Southeast Mo. St.	67 57
												245	H	Presbyterian	90 48
												248	H	Austin Peay	78 75
												261	A	Lipscomb	91 59
												294	H	Murray St.	70 65
												294	N	Murray St.	88 64
												312	A	Tennessee Tech	68 60
												312	H	Tennessee Tech	78 59
												316	A	Eastern Ky.	77 55
												316	H	Eastern Ky.	95 62
												325	H	Fort Wayne	74 42
												330	A	Tennessee St.	87 70
												330	H	Tennessee St.	84 42
												345	A	Eastern Ill.	86 58
												345	H	Eastern Ill.	59 37
-----															
LAST 12 Division I GAMES:															
159	N	UT Martin	63 56	316	H	Eastern Ky.	95 62	312	A	Tennessee Tech	68 60	330	A	Tennessee St.	87 70
162	N	Jacksonville St.	63 53	312	A	Tennessee Tech	68 60	191	A	Morehead St.	83 62	316	A	Eastern Ky.	77 55
294	N	Murray St.	88 64	330	A	Tennessee St.	87 70	316	A	Eastern Ky.	77 55	163	H	SIUE	86 64
330	H	Tennessee St.	84 42												
162	A	Jacksonville St.	66 35												
191	H	Morehead St.	80 56												

Non-Div I Games: Trevecca Nazarene 97 39

Belmont

Average RPI Win:	267	WON-LOST	WINNING	LAST 10	STRENGTH OF	OPP. STRENGTH	TEAM	ADJ.	CONF.	ADJ CONF.
Average RPI Loss:	170	RECORD	PCT. RANK	GAMES	SCHEDULE	OF SCHEDULE	RPI	RPI	RPI	RPI
DIV. I ONLY	21- 5	22	9- 1	308	344	124	124	30	30	
DIV. I NON-CONF.	6- 4	122	0- 0	158	336	147	147	30	30	
-----										
TOTALS	RPI 1-25	RPI 26-50	W-L RECORDS	RPI 51-100	RPI 101-999	RPI 201+				
21- 5	0- 0	0- 1	OVERALL	0- 1	21- 3	17- 2				
10- 3	0- 0	0- 0	HOME	0- 1	10- 2	9- 1				
9- 2	0- 0	0- 1	AWAY	0- 0	9- 1	8- 1				
2- 0	0- 0	0- 0	NEUTRAL	0- 0	2- 0	0- 0				
6- 4	0- 0	0- 1	NON-CONFERENCE	0- 1	6- 2	3- 2				
3- 2	0- 0	0- 0	HOME	0- 1	3- 1	2- 1				
1- 2	0- 0	0- 1	AWAY	0- 0	1- 1	1- 1				
2- 0	0- 0	0- 0	NEUTRAL	0- 0	2- 0	0- 0				
15- 1	0- 0	0- 0	CONFERENCE	0- 0	15- 1	14- 0				
7- 1	0- 0	0- 0	HOME	0- 0	7- 1	7- 0				
8- 0	0- 0	0- 0	AWAY	0- 0	8- 0	7- 0				
0- 0	0- 0	0- 0	NEUTRAL	0- 0	0- 0	0- 0				

RPI	S	Opponent	Score	RPI	S	Opponent	Score	RPI	S	Opponent	Score	RPI	S	Opponent	Score	Team's RPI: 124
50	A	Miami (FL)	39 85	98	H	Jacksonville	58 68	137	N	Texas St.	62 56	165	H	N. C. A&T	55 62	
								178	A	Hampton	61 56	181	H	Southern U.	68 56	
								195	N	Richmond	63 50	213	A	Norfolk St.	58 51	
								213	H	Norfolk St.	60 45	236	H	Prairie View	77 52	
								241	A	North Florida	63 70	249	H	Grand Canyon	69 60	
								268	A	UMES	55 48	268	H	UMES	73 61	
								269	A	Howard	59 55	270	A	Morgan St.	64 57	
								297	H	Southeastern La.	58 60	299	A	FIU	77 59	
								318	H	South Carolina St.	68 50	320	H	N. C. Central	57 47	
								321	A	Coppin St.	75 63	321	H	Coppin St.	64 38	
								333	A	Delaware St.	68 60	337	A	Florida A&M	62 42	
								337	H	Florida A&M	44 42	340	H	Savannah St.	75 54	
								340	H	Savannah St.	75 54					
LAST 12 Division I GAMES:																
337	A	Florida A&M	62 42	268	H	UMES	73 61									
165	H	N. C. A&T	55 62	213	H	Norfolk St.	60 45									
340	H	Savannah St.	75 54	321	H	Coppin St.	64 38									
270	A	Morgan St.	64 57	178	A	Hampton	61 56									
321	A	Coppin St.	75 63	213	A	Norfolk St.	58 51									
320	H	N. C. Central	57 47	333	A	Delaware St.	68 60									

Non-Div I Games: Edward Waters 101 60 Palm Beach Atl. 61 48

Bethune-Cookman

Loss, 
Non-Conf, 
S Site, 
H Home
A Away 
N Neutral



Average RPI Win: 245	WON-LOST RECORD	WINNING PCT. RANK	LAST 10 GAMES	STRENGTH OF SCHEDULE	OPP. STRENGTH OF SCHEDULE	TEAM RPI	ADJ. RPI	CONF. RPI	ADJ CONF. RPI
Average RPI Loss: 129									
DIV. I ONLY	18- 11	101	6- 4	257	241	156	156	20	20
DIV. I NON-CONF.	8- 4	87	0- 0	295	240	151	151	24	24
-----									
TOTALS	RPI 1-25	RPI 26-50	W-L RECORDS	RPI 51-100	RPI 101-999	RPI 201+			
18- 11	0- 0	0- 0	OVERALL	2- 4	16- 7	12- 0			
7- 5	0- 0	0- 0	HOME	1- 2	6- 3	4- 0			
10- 4	0- 0	0- 0	AWAY	1- 2	9- 2	7- 0			
1- 2	0- 0	0- 0	NEUTRAL	0- 0	1- 2	1- 0			
8- 4	0- 0	0- 0	NON-CONFERENCE	1- 1	7- 3	6- 0			
3- 1	0- 0	0- 0	HOME	1- 0	2- 1	1- 0			
4- 2	0- 0	0- 0	AWAY	0- 1	4- 1	4- 0			
1- 1	0- 0	0- 0	NEUTRAL	0- 0	1- 1	1- 0			
10- 7	0- 0	0- 0	CONFERENCE	1- 3	9- 4	6- 0			
4- 4	0- 0	0- 0	HOME	0- 2	4- 2	3- 0			
6- 2	0- 0	0- 0	AWAY	1- 1	5- 1	3- 0			
0- 1	0- 0	0- 0	NEUTRAL	0- 0	0- 1	0- 0			

RPI S Opponent	Score	RPI S Opponent	Score	RPI S Opponent	Score	RPI S Opponent	Score	Team's RPI: 156
				62 H Penn	77 72	117 H Dartmouth	80 64	
				74 A Mai ne	66 62	125 H Yale	69 73	
				74 H Mai ne	38 61	130 A Hartford	45 61	
				82 A Al bany (NY)	46 63	130 H Hartford	64 59	
				82 H Al bany (NY)	53 57	130 N Hartford	68 72	
				89 A Bucknel l	59 64	152 A Army West Point	61 73	
						174 A New Hampshi re	54 52	
						174 H New Hampshi re	61 63	
						187 A Stony Brook	69 64	
						187 H Stony Brook	59 67	
						196 N Tul sa	55 60	
						250 A Ri der	76 54	
						264 A Cornel l	66 58	
						268 N UMES	68 51	
						293 A Vermont	62 48	
						293 H Vermont	52 38	
						295 A Bryant	55 47	
						323 A UMBC	68 53	
						323 H UMBC	81 51	
						328 A Southern Utah	72 66	
						339 H NJIT	67 36	
						348 A UMass Lowell l	76 46	
						348 H UMass Lowell l	52 38	
LAST 12 Division I GAMES:								
				130 N Hartford	68 72	187 A Stony Brook	69 64	
				130 A Hartford	45 61	74 H Mai ne	38 61	
				82 H Al bany (NY)	53 57	293 A Vermont	62 48	
				348 H UMass Lowell l	52 38	174 A New Hampshi re	54 52	
				293 H Vermont	52 38	323 H UMBC	81 51	
				323 A UMBC	68 53	348 A UMass Lowell l	76 46	

Non-Div I Games: SUNY Cortland 90 36

Binghamton

Average RPI Win: 203		WON-LOST RECORD	WINNING PCT. RANK	LAST 10 GAMES	STRENGTH OF SCHEDULE	OPP. STRENGTH OF SCHEDULE	TEAM RPI	ADJ. RPI	CONF. RPI	ADJ. CONF. RPI
Average RPI Loss: 144										
DIV. I ONLY		19- 9	74	9- 1	243	121	133	133	16	16
DIV. I NON-CONF.		4- 5	202	0- 0	288	132	262	262	14	14
TOTALS		RPI 1-25	RPI 26-50	W-L RECORDS	RPI 51-100	RPI 101-999	RPI 201+			
19- 9	0- 0		0- 0	OVERALL	3- 4	16- 5	9- 2			
9- 5	0- 0		0- 0	HOME	2- 2	7- 3	3- 1			
9- 2	0- 0		0- 0	AWAY	1- 2	8- 0	5- 0			
1- 2	0- 0		0- 0	NEUTRAL	0- 0	1- 2	1- 1			
4- 5	0- 0		0- 0	NON-CONFERENCE	0- 1	4- 4	1- 2			
2- 3	0- 0		0- 0	HOME	0- 1	2- 2	0- 1			
2- 0	0- 0		0- 0	AWAY	0- 0	2- 0	1- 0			
0- 2	0- 0		0- 0	NEUTRAL	0- 0	0- 2	0- 1			
15- 4	0- 0		0- 0	CONFERENCE	3- 3	12- 1	8- 0			
7- 2	0- 0		0- 0	HOME	2- 1	5- 1	3- 0			
7- 2	0- 0		0- 0	AWAY	1- 2	6- 0	4- 0			
1- 0	0- 0		0- 0	NEUTRAL	0- 0	1- 0	1- 0			

RPI 1-25				RPI 26-50				RPI 51-100				RPI 101+				Team's RPI: 133	
RPI	S	Opponent	Score	RPI	S	Opponent	Score	RPI	S	Opponent	Score	RPI	S	Opponent	Score		
								69	A	Wyoming	67 63	103	A	Colorado St.	62 58		
								69	H	Wyoming	51 66	103	H	Colorado St.	55 49		
								77	H	Saint Mary's (CA)	72 74	113	H	Washington St.	53 61		
								87	A	New Mexico	83 100	118	H	Saint Francis (PA)	87 59		
								87	H	New Mexico	91 85	140	A	Eastern Wash.	61 57		
								92	A	UNLV	54 77	142	H	Fresno St.	75 66		
								92	H	UNLV	69 60	166	N	San Diego	52 72		
												180	A	Nevada	63 55		
												180	H	Nevada	68 72		
												201	H	Washington	85 62		
												210	H	CSU Bakersfield	59 65		
												271	A	San Diego St.	86 70		
												271	H	San Diego St.	64 53		
												280	A	San Jose St.	112 80		
												288	A	Air Force	58 47		
												288	H	Air Force	49 46		
												288	N	Air Force	60 46		
												305	N	Northern Ari z.	60 62		
												314	A	Utah St.	64 42		
												314	H	Utah St.	68 60		
												317	A	Portland	73 47		
LAST 12 Division I GAMES:																	
				288	N	Air Force	60 46	314	H	Utah St.	68 60						
				69	A	Wyoming	67 63	87	H	New Mexico	91 85						
				271	H	San Diego St.	64 53	92	A	UNLV	54 77						
				103	H	Colorado St.	55 49	288	H	Air Force	49 46						
				288	A	Air Force	58 47	280	A	San Jose St.	112 80						
				180	A	Nevada	63 55	180	H	Nevada	68 72						

Boi se St.

Average RPI Win:	167	WON-LOST	WINNING	LAST 10	STRENGTH OF	OPP. STRENGTH	TEAM	ADJ.	CONF.	ADJ CONF.
Average RPI Loss:	87	RECORD	PCT. RANK	GAMES	SCHEDULE	OF SCHEDULE	RPI	RPI	RPI	RPI
DIV. I ONLY	7- 23	305	1- 9	38	42	208	208	1	1	
DIV. I NON-CONF.	5- 8	220	0- 0	171	207	234	234	1	1	
-----										
TOTALS	RPI 1-25	RPI 26-50	W-L RECORDS	RPI 51-100	RPI 101-999	RPI 201+				
7- 23	0- 6	0- 5	OVERALL	2- 3	5- 9	2- 4				
6- 9	0- 2	0- 3	HOME	2- 1	4- 3	1- 1				
1- 13	0- 4	0- 2	AWAY	0- 2	1- 4	1- 2				
0- 1	0- 0	0- 0	NEUTRAL	0- 0	0- 1	0- 0				
5- 8	0- 0	0- 1	NON-CONFERENCE	2- 1	3- 6	2- 4				
4- 3	0- 0	0- 0	HOME	2- 1	2- 2	1- 1				
1- 5	0- 0	0- 1	AWAY	0- 0	1- 4	1- 3				
0- 0	0- 0	0- 0	NEUTRAL	0- 0	0- 0	0- 0				
2- 15	0- 6	0- 4	CONFERENCE	0- 2	2- 3	0- 0				
2- 6	0- 2	0- 3	HOME	0- 0	2- 1	0- 0				
0- 8	0- 4	0- 1	AWAY	0- 2	0- 1	0- 0				
0- 1	0- 0	0- 0	NEUTRAL	0- 0	0- 1	0- 0				

RPI 1-25				RPI 26-50				RPI 51-100				RPI 101+ Team's RPI: 208			
RPI	S	Opponent	Score	RPI	S	Opponent	Score	RPI	S	Opponent	Score	RPI	S	Opponent	Score
2	A	Notre Dame	60 89	31	H	Virginia	57 68	67	A	Virginia Tech	58 89	105	H	Wake Forest	59 67
2	H	Notre Dame	55 89	35	A	Syracuse	63 69	68	A	Georgia Tech	43 67	115	H	North Carolina	77 64
3	H	Louisville	52 87	35	H	Syracuse	57 75	74	H	Maine	40 61	115	N	North Carolina	64 69
8	A	Florida St.	39 67	41	A	Minnesota	68 78	78	H	Houston	79 74	117	A	Dartmouth	57 68
16	A	NC State	54 72	50	H	Miami (FL)	43 65	84	H	Fordham	55 52	121	H	Seton Hall	53 73
18	A	Duke	50 75									164	A	Clemson	61 65
												174	H	New Hampshire	64 55
												182	H	Pittsburgh	72 61
												212	A	Columbia	60 68
												215	A	Providence	55 63
												231	A	Boston U.	57 61
												238	A	Holy Cross	70 61
												275	H	Fairfield	58 66
												295	H	Bryant	65 42
-----															
LAST 12 Division I GAMES:															
115	N	North Carolina	64 69	68	A	Georgia Tech	43 67								
35	A	Syracuse	63 69	16	A	NC State	54 72								
8	A	Florida St.	39 67	105	H	Wake Forest	59 67								
2	H	Notre Dame	55 89	35	H	Syracuse	57 75								
3	H	Louisville	52 87	18	A	Duke	50 75								
182	H	Pittsburgh	72 61	50	H	Miami (FL)	43 65								

Non-Div I Games:

Boston College

Average RPI Win:	225	WON-LOST	WINNING	LAST 10	STRENGTH OF	OPP. STRENGTH	TEAM	ADJ.	CONF.	ADJ CONF.
Average RPI Loss:	146	RECORD	PCT. RANK	GAMES	SCHEDULE	OF SCHEDULE	RPI	RPI	RPI	RPI
DIV. I ONLY	10- 19	252	2- 8	163	184	231	231	15	15	
DIV. I NON-CONF.	5- 5	170	0- 0	163	157	144	144	18	18	
-----										
TOTALS	RPI 1-25	RPI 26-50	W-L RECORDS	RPI 51-100	RPI 101-999	RPI 201+				
10- 19	0- 0	0- 1	OVERALL	0- 7	10- 11	7- 7				
4- 9	0- 0	0- 1	HOME	0- 3	4- 5	3- 3				
6- 10	0- 0	0- 0	AWAY	0- 4	6- 6	4- 4				
0- 0	0- 0	0- 0	NEUTRAL	0- 0	0- 0	0- 0				
5- 5	0- 0	0- 1	NON-CONFERENCE	0- 1	5- 3	3- 0				
2- 2	0- 0	0- 1	HOME	0- 0	2- 1	1- 0				
3- 3	0- 0	0- 0	AWAY	0- 1	3- 2	2- 0				
0- 0	0- 0	0- 0	NEUTRAL	0- 0	0- 0	0- 0				
5- 14	0- 0	0- 0	CONFERENCE	0- 6	5- 8	4- 7				
2- 7	0- 0	0- 0	HOME	0- 3	2- 4	2- 3				
3- 7	0- 0	0- 0	AWAY	0- 3	3- 4	2- 4				
0- 0	0- 0	0- 0	NEUTRAL	0- 0	0- 0	0- 0				

RPI	S	Opponent	Score	RPI	S	Opponent	Score	RPI	S	Opponent	Score	RPI	S	Opponent	Score	Team's RPI: 231
46	H	UCF	32 47	52	A	Harvard	70 80	116	A	Delaware	85 79	138	H	Northeastern	74 73	
				55	A	Ameri can	50 66	152	A	Army West Point	60 59	152	H	Army West Point	47 48	
				55	H	Ameri can	54 61	152	H	Marist	52 80	170	A	Brown	68 92	
				76	A	Navy	48 59	158	H	Brown	68 92	174	A	New Hampshi re	57 72	
				76	H	Navy	59 64	174	A	Lehi gh	58 74	207	A	Lehi gh	56 65	
				89	A	Bucknel I	57 67	207	H	Lehi gh	56 65	208	H	Boston Col lege	61 57	
				89	H	Bucknel I	58 63	234	A	Loyol a Maryl and	52 65	234	H	Loyol a Maryl and	75 56	
								235	A	Lafayette	41 44	235	A	Lafayette	61 66	
								235	A	Lafayette	45 47	235	H	Lafayette	64 58	
								238	A	Hol y Cross	57 60	238	H	Hol y Cross	62 49	
								287	A	Col gate	66 64	287	H	Col gate	57 41	
								287	H	Col gate	66 64	293	A	Vermont	78 61	
								293	A	Bryant		295	A	Bryant		
LAST 12 Di v i s i o n I GAMES:																
235	A	Lafayette	61 66	238	A	Hol y Cross	64 58									
234	A	Loyol a Maryl and	52 65	287	H	Col gate	66 64									
152	H	Army West Point	47 48	207	H	Lehi gh	56 65									
235	A	Lafayette	41 44	89	A	Bucknel I	57 67									
76	A	Navy	48 59	235	H	Lafayette	45 47									
55	H	Ameri can	54 61	76	H	Navy	59 64									

Non-Di v I Games:

Boston U.

## Bowling Green

Through Games Of March 6, 2018

Average RPI Win:	233	WON-LOST	WINNING	LAST 10	STRENGTH OF	OPP. STRENGTH	TEAM	ADJ.	CONF.	ADJ CONF.
Average RPI Loss:	96	RECORD	PCT. RANK	GAMES	SCHEDULE	OF SCHEDULE	RPI	RPI	RPI	RPI
DIV. I ONLY	10- 19	252	1- 9	102	112	206	206	8	8	
DIV. I NON-CONF.	7- 3	74	0- 0	226	333	112	112	8	8	
-----										
TOTALS	RPI 1-25	RPI 26-50	W-L RECORDS	RPI 51-100	RPI 101-999	RPI 201+				
10- 19	0- 3	0- 3	OVERALL	0- 3	10- 10	8- 2				
5- 8	0- 1	0- 1	HOME	0- 2	5- 4	4- 2				
3- 11	0- 2	0- 2	AWAY	0- 1	3- 6	2- 0				
2- 0	0- 0	0- 0	NEUTRAL	0- 0	2- 0	2- 0				
7- 3	0- 0	0- 1	NON-CONFERENCE	0- 0	7- 2	6- 1				
3- 1	0- 0	0- 0	HOME	0- 0	3- 1	3- 1				
2- 2	0- 0	0- 1	AWAY	0- 0	2- 1	1- 0				
2- 0	0- 0	0- 0	NEUTRAL	0- 0	2- 0	2- 0				
3- 16	0- 3	0- 2	CONFERENCE	0- 3	3- 8	2- 1				
2- 7	0- 1	0- 1	HOME	0- 2	2- 3	1- 1				
1- 9	0- 2	0- 1	AWAY	0- 1	1- 5	1- 0				
0- 0	0- 0	0- 0	NEUTRAL	0- 0	0- 0	0- 0				

RPI 1-25				RPI 26-50				RPI 51-100				RPI 101+ Team's RPI: 206			
RPI	S	Opponent	Score	RPI	S	Opponent	Score	RPI	S	Opponent	Score	RPI	S	Opponent	Score
19	A	Buffalo	38 74	27	A	South Dakota St.	44 76	81	A	Miami (OH)	64 92	101	A	Ohio	58 69
19	H	Buffalo	67 88	38	A	Ball St.	41 82	81	H	Miami (OH)	62 66	101	H	Ohio	63 70
21	A	Central Mich.	54 90	38	H	Ball St.	73 84	83	H	Toledo	67 77	104	A	Cincinnati	51 75
												111	A	Western Mich.	71 85
												111	A	Western Mich.	58 67
												111	H	Western Mich.	67 81
												132	A	Robert Morris	64 62
												147	A	Northern Ill.	68 73
												148	A	Kent St.	57 81
												148	H	Kent St.	60 50
												202	H	Eastern Mich.	52 54
												213	N	Norfolk St.	59 50
												221	A	Akron	66 64
												221	H	Akron	84 63
												223	N	Fla. Atlantic	66 55
												228	H	Xavier	63 53
												285	H	Canisius	57 71
												298	H	Valparaiso	90 77
												316	H	Eastern Ky.	77 60
												326	A	Detroit Mercy	85 81
-----															
LAST 12 Division I GAMES:															
111	A	Western Mich.	71 85	147	A	Northern Ill.	68 73								
19	A	Buffalo	38 74	111	H	Western Mich.	67 81								
221	H	Akron	84 63	81	H	Miami (OH)	62 66								
81	A	Miami (OH)	64 92	148	A	Kent St.	57 81								
19	H	Buffalo	67 88	83	H	Toledo	67 77								
101	A	Ohio	58 69	38	A	Ball St.	41 82								

Non-Div I Games: Ferris St. 82 73

Bowling Green

Loss, 
Non-Conf, S Site, 
H Home
A Away 
N Neutral

Average RPI Win:	281	WON-LOST	WINNING	LAST 10	STRENGTH OF	OPP. STRENGTH	TEAM	ADJ.	CONF.	ADJ CONF.
Average RPI Loss:	163	RECORD	PCT. RANK	GAMES	SCHEDULE	OF SCHEDULE	RPI	RPI	RPI	RPI
DIV. I ONLY	11- 17	233	2- 8	295	264	267	267	24	24	
DIV. I NON-CONF.	5- 5	170	0- 0	247	283	200	200	21	21	
-----										
TOTALS	RPI 1-25	RPI 26-50	W-L RECORDS	RPI 51-100	RPI 101-999	RPI 201+				
11- 17	0- 1	0- 0	OVERALL	1- 4	10- 12	10- 6				
5- 8	0- 0	0- 0	HOME	1- 2	4- 6	4- 3				
5- 9	0- 1	0- 0	AWAY	0- 2	5- 6	5- 3				
1- 0	0- 0	0- 0	NEUTRAL	0- 0	1- 0	1- 0				
5- 5	0- 1	0- 0	NON-CONFERENCE	1- 0	4- 4	4- 2				
3- 1	0- 0	0- 0	HOME	1- 0	2- 1	2- 0				
1- 4	0- 1	0- 0	AWAY	0- 0	1- 3	1- 2				
1- 0	0- 0	0- 0	NEUTRAL	0- 0	1- 0	1- 0				
6- 12	0- 0	0- 0	CONFERENCE	0- 4	6- 8	6- 4				
2- 7	0- 0	0- 0	HOME	0- 2	2- 5	2- 3				
4- 5	0- 0	0- 0	AWAY	0- 2	4- 3	4- 1				
0- 0	0- 0	0- 0	NEUTRAL	0- 0	0- 0	0- 0				

RPI 1-25				RPI 26-50				RPI 51-100				RPI 101+ Team's RPI: 267			
RPI	S	Opponent	Score	RPI	S	Opponent	Score	RPI	S	Opponent	Score	RPI	S	Opponent	Score
23	A	Green Bay	40 72					71	A	Drake	71 77	120	H	Cleveland St.	65 67
								71	H	Drake	75 84	135	A	UNI	50 63
								96	A	Missouri St.	54 74	135	H	UNI	40 51
								96	H	Missouri St.	65 71	147	A	Northern Ill.	52 76
								99	H	Western Ill.	87 80	171	A	Southern Ill.	53 62
												171	H	Southern Ill.	62 63
												230	N	Nicholls St.	75 65
												232	A	Southeast Mo. St.	53 57
												240	A	Illinois	62 74
												242	A	Illinois St.	62 42
												242	H	Illinois St.	41 53
												244	H	Omaha	69 56
												259	A	Indiana St.	50 65
												259	H	Indiana St.	70 74
												298	A	Valparaiso	88 69
												298	H	Valparaiso	69 58
												304	A	Loyola Chicago	59 57
												304	H	Loyola Chicago	61 71
												332	H	Ill.-Chicago	58 48
												345	A	Eastern Ill.	67 52
												349	A	Evansville	117 59
												349	H	Evansville	92 47
-----															
LAST 12 Division I GAMES:															
242	H	Illinois St.	41 53	96	A	Missouri St.	54 74								
135	A	UNI	50 63	304	H	Loyola Chicago	61 71								
71	A	Drake	71 77	298	H	Valparaiso	69 58								
259	H	Indiana St.	70 74	71	H	Drake	75 84								
349	H	Evansville	92 47	135	H	UNI	40 51								
171	A	Southern Ill.	53 62	349	A	Evansville	117 59								

Non-Div I Games: Lincoln (MO) 88 44

Bradley

Loss, 
Non-Conf, S Site, 
H Home
A Away 
N Neutral

Average RPI Win: 239	WON-LOST RECORD	WINNING PCT. RANK	LAST 10 GAMES	STRENGTH OF SCHEDULE	OPP. STRENGTH OF SCHEDULE	TEAM RPI	ADJ. RPI	CONF. RPI	ADJ. CONF. RPI
Average RPI Loss: 97									
DIV. I ONLY	14- 12	152	2- 8	217	133	170	170	9	9
DIV. I NON-CONF.	11- 1	13	0- 0	315	288	99	99	9	9
-----									
TOTALS	RPI 1-25	RPI 26-50	W-L RECORDS	RPI 51-100	RPI 101-999	RPI 201+			
14- 12	0- 0	0- 3	OVERALL	0- 4	14- 5	11- 2			
6- 6	0- 0	0- 2	HOME	0- 2	6- 2	5- 1			
6- 6	0- 0	0- 1	AWAY	0- 2	6- 3	5- 1			
2- 0	0- 0	0- 0	NEUTRAL	0- 0	2- 0	1- 0			
11- 1	0- 0	0- 1	NON-CONFERENCE	0- 0	11- 0	9- 0			
4- 1	0- 0	0- 1	HOME	0- 0	4- 0	4- 0			
5- 0	0- 0	0- 0	AWAY	0- 0	5- 0	4- 0			
2- 0	0- 0	0- 0	NEUTRAL	0- 0	2- 0	1- 0			
3- 11	0- 0	0- 2	CONFERENCE	0- 4	3- 5	2- 2			
2- 5	0- 0	0- 1	HOME	0- 2	2- 2	1- 1			
1- 6	0- 0	0- 1	AWAY	0- 2	1- 3	1- 1			
0- 0	0- 0	0- 0	NEUTRAL	0- 0	0- 0	0- 0			

Brown

Brown

RPI 1-25				RPI 26-50				RPI 51-100				RPI 101+				Team's RPI: 170	
RPI	S	Opponent	Score	RPI	S	Opponent	Score	RPI	S	Opponent	Score	RPI	S	Opponent	Score		
30	A	Princeton	44 79	30	H	Princeton	62 77	52	A	Harvard	85 87	117	A	Dartmouth	73 78		
30	H	Princeton	62 77					52	H	Harvard	74 86	117	H	Dartmouth	60 77		
43	H	Cal i forni a	79 89					62	A	Penn	56 67	125	A	Yal e	63 77		
								62	H	Penn	55 88	125	H	Yal e	81 71		
												178	N	Hampton	73 66		
												188	A	Paci fic	74 57		
												212	A	Col umbi a	84 80		
												212	H	Col umbi a	74 90		
												215	A	Provi dence	64 59		
												231	H	Boston U.	92 68		
												238	H	Holy Cross	82 78		
												252	H	Sacred Heart	102 77		
												264	A	Cornel l	68 70		
												264	H	Cornel l	85 59		
												269	A	Howard	85 81		
												287	A	Col gate	83 73		
												292	A	Central Conn. St.	78 55		
												295	H	Bryant	85 62		
												295	N	Bryant	72 60		
LAST 12 Di vi si on I GAMES:																	
62	A	Penn	56 67	212	A	Col umbi a	84 80										
30	A	Princeton	44 79	264	A	Cornel l	68 70										
264	H	Cornel l	85 59	30	H	Princeton	62 77										
212	H	Col umbi a	74 90	62	H	Penn	55 88										
117	H	Dartmouth	60 77	52	A	Harvard	85 87										
52	H	Harvard	74 86	117	A	Dartmouth	73 78										

Non-Di v I Games: Johnson &amp; Wales (RI) 100 79

Brown

Average RPI Win: 286  
Average RPI Loss: 193

DIV. I ONLY	9- 20	271	3- 7	272	311	295	295	29	29
DIV. I NON-CONF.	1- 10	327	0- 0	232	220	330	330	29	29
TOTALS	RPI 1-25	RPI 26-50	W-L RECORDS	RPI 51-100	RPI 101-999	RPI 201+			
9- 20	0- 0	0- 0	OVERALL	0- 2	9- 18	9- 9			
4- 9	0- 0	0- 0	HOME	0- 0	4- 9	4- 4			
4- 10	0- 0	0- 0	AWAY	0- 2	4- 8	4- 5			
1- 1	0- 0	0- 0	NEUTRAL	0- 0	1- 1	1- 0			
1- 10	0- 0	0- 0	NON-CONFERENCE	0- 2	1- 8	1- 3			
0- 4	0- 0	0- 0	HOME	0- 0	0- 4	0- 1			
0- 5	0- 0	0- 0	AWAY	0- 2	0- 3	0- 2			
1- 1	0- 0	0- 0	NEUTRAL	0- 0	1- 1	1- 0			
8- 10	0- 0	0- 0	CONFERENCE	0- 0	8- 10	8- 6			
4- 5	0- 0	0- 0	HOME	0- 0	4- 5	4- 3			
4- 5	0- 0	0- 0	AWAY	0- 0	4- 5	4- 3			
0- 0	0- 0	0- 0	NEUTRAL	0- 0	0- 0	0- 0			

[illegible]

Bryant



Average RPI Win:	208	WON-LOST	WINNING	LAST 10	STRENGTH OF	OPP. STRENGTH	TEAM	ADJ.	CONF.	ADJ CONF.
Average RPI Loss:	150	RECORD	PCT. RANK	GAMES	SCHEDULE	OF SCHEDULE	RPI	RPI	RPI	RPI
DIV. I ONLY	22- 8	51	10- 0	204	193	89	89	15	15	
DIV. I NON-CONF.	6- 5	153	0- 0	274	182	188	188	18	18	
-----										
TOTALS	RPI 1-25	RPI 26-50	W-L RECORDS	RPI 51-100	RPI 101-999	RPI 201+				
22- 8	0- 0	0- 1	OVERALL	3- 2	19- 5	15- 3				
12- 3	0- 0	0- 0	HOME	2- 0	10- 3	8- 2				
10- 5	0- 0	0- 1	AWAY	1- 2	9- 2	7- 1				
0- 0	0- 0	0- 0	NEUTRAL	0- 0	0- 0	0- 0				
6- 5	0- 0	0- 1	NON-CONFERENCE	0- 1	6- 3	4- 1				
3- 2	0- 0	0- 0	HOME	0- 0	3- 2	2- 1				
3- 3	0- 0	0- 1	AWAY	0- 1	3- 1	2- 0				
0- 0	0- 0	0- 0	NEUTRAL	0- 0	0- 0	0- 0				
16- 3	0- 0	0- 0	CONFERENCE	3- 1	13- 2	11- 2				
9- 1	0- 0	0- 0	HOME	2- 0	7- 1	6- 1				
7- 2	0- 0	0- 0	AWAY	1- 1	6- 1	5- 1				
0- 0	0- 0	0- 0	NEUTRAL	0- 0	0- 0	0- 0				

Bucknell

Bucknell

RPI 1-25				RPI 26-50				RPI 51-100				Team's RPI : 89				RPI 101+			
RPI	S	Opponent	Score	RPI	S	Opponent	Score	RPI	S	Opponent	Score	RPI	S	Opponent	Score	RPI	S	Opponent	Score
44	A	Drexel	54 63	55	A	American	58 68	134	H	Saint Joseph's	53 77	55	H	American	57 52	141	A	Youngstown St.	66 60
				76	A	Navy	49 40	152	A	Army West Point	75 55	76	A	Navy	47 39	152	H	Army West Point	60 36
				84	A	Fordham	62 71	156	H	Binghamton	64 59	76	H	Navy	47 39	182	A	Pittsburgh	39 57
								207	A	Lehigh	62 66	207	H	Lehigh	59 52	207	A	Lehigh	62 66
								221	H	Akron	63 52	221	H	Akron	63 52	231	A	Boston U.	63 58
								231	H	Boston U.	67 57	231	H	Boston U.	67 57	234	A	Loyola Maryland	74 69
								234	A	Loyola Maryland	65 68	234	H	Loyola Maryland	65 68	234	A	Lafayette	80 57
								235	A	Lafayette	80 57	235	H	Lafayette	83 53	235	H	Lafayette	83 53
								238	A	Holy Cross	71 47	238	A	Holy Cross	71 47	238	H	Holy Cross	67 53
								238	H	Holy Cross	67 53	238	H	Holy Cross	67 53	238	H	Holy Cross	72 63
								250	A	Rider	76 71	250	A	Rider	76 71	257	H	St. Bonaventure	48 59
								257	H	St. Bonaventure	48 59	285	H	Canisius	76 57	287	A	Colgate	63 42
								285	H	Canisius	76 57	287	A	Colgate	63 42	287	H	Colgate	77 57
								287	H	Colgate	77 57	342	A	Iona	60 53	287	H	Colgate	77 57
								342	A	Iona	60 53								
LAST 12 Division I GAMES:																			
238	H	Holy Cross	67 53	287	A	Colgate	63 42	238	H	Holy Cross	67 53	238	H	Holy Cross	67 53	238	H	Holy Cross	67 53
152	A	Army West Point	75 55	207	H	Lehigh	59 52	152	A	Army West Point	75 55	207	H	Lehigh	59 52	152	A	Army West Point	75 55
55	H	American	57 52	235	A	Lafayette	80 57	55	H	American	57 52	235	A	Lafayette	80 57	55	H	American	57 52
76	A	Navy	49 40	231	H	Boston U.	67 57	76	A	Navy	49 40	231	H	Boston U.	67 57	76	A	Navy	49 40
238	H	Holy Cross	72 63	76	H	Navy	47 39	238	H	Holy Cross	72 63	76	H	Navy	47 39	238	H	Holy Cross	72 63
234	A	Loyola Maryland	74 69	238	A	Holy Cross	71 47	234	A	Loyola Maryland	74 69	238	A	Holy Cross	71 47	234	A	Loyola Maryland	74 69

Non-Div I Games:

Bucknell

Average RPI Win:	143	WON-LOST	WINNING	LAST 10	STRENGTH OF	OPP. STRENGTH	TEAM	ADJ.	CONF.	ADJ CONF.
Average RPI Loss:	114	RECORD	PCT. RANK	GAMES	SCHEDULE	OF SCHEDULE	RPI	RPI	RPI	RPI
DIV. I ONLY	25- 4	10	9- 1	108	81	19	19	8	8	
DIV. I NON-CONF.	9- 2	33	0- 0	224	55	46	46	8	8	
-----										
TOTALS	RPI 1-25	RPI 26-50	W-L RECORDS	RPI 51-100	RPI 101-999	RPI 201+				
25- 4	1- 1	1- 0	OVERALL	7- 1	16- 2	9- 1				
12- 0	1- 0	0- 0	HOME	2- 0	9- 0	5- 0				
10- 4	0- 1	1- 0	AWAY	3- 1	6- 2	4- 1				
3- 0	0- 0	0- 0	NEUTRAL	2- 0	1- 0	0- 0				
9- 2	0- 0	0- 0	NON-CONFERENCE	3- 1	6- 1	4- 1				
3- 0	0- 0	0- 0	HOME	0- 0	3- 0	2- 0				
3- 2	0- 0	0- 0	AWAY	1- 1	2- 1	2- 1				
3- 0	0- 0	0- 0	NEUTRAL	2- 0	1- 0	0- 0				
16- 2	1- 1	1- 0	CONFERENCE	4- 0	10- 1	5- 0				
9- 0	1- 0	0- 0	HOME	2- 0	6- 0	3- 0				
7- 2	0- 1	1- 0	AWAY	2- 0	4- 1	2- 0				
0- 0	0- 0	0- 0	NEUTRAL	0- 0	0- 0	0- 0				

RPI	S	Opponent	Score	RPI	S	Opponent	Score	RPI	S	Opponent	Score	RPI	S	Opponent	Score
21	A	Central Mich.	79 86	38	A	Ball St.	84 80	54	A	Arizona St.	57 76	101	A	Ohio	67 63
21	H	Central Mich.	85 82					59	N	Nebraska	82 72	101	H	Ohio	70 53
								72	A	St. John's (NY)	73 72	111	H	Western Mich.	71 49
								81	A	Miami (OH)	64 49	116	H	Delaware	87 73
								81	H	Miami (OH)	72 67	147	A	Northern Ill.	84 86
								83	A	Toledo	84 73	148	A	Kent St.	81 51
								83	H	Toledo	87 69	148	H	Kent St.	80 42
								92	N	UNLV	80 53	164	N	Clemson	61 41
												202	H	Eastern Mich.	97 92
												206	A	Bowling Green	88 67
												206	H	Bowling Green	74 38
												212	A	Columbia	65 63
												221	A	Akron	89 66
												221	H	Akron	85 71
												233	A	Niagara	62 75
												257	A	St. Bonaventure	76 59
												268	H	UMES	76 41
												285	H	Canisius	73 47
-----															
LAST 12 Division I GAMES:															
206	H	Bowling Green	74 38	81	A	Miami (OH)	64 49	148	H	Kent St.	80 42	83	A	Toledo	84 73
148	A	Kent St.	81 51	21	A	Central Mich.	79 86	202	H	Eastern Mich.	97 92	83	H	Toledo	87 69
101	H	Ohio	70 53												
206	A	Bowling Green	88 67												
221	H	Akron	85 71												
21	H	Central Mich.	85 82												

Non-Div I Games:

Buffalo

ButlerButler

Butler

Average RPI Win:	281	WON-LOST	WINNING	LAST 10	STRENGTH OF	OPP. STRENGTH	TEAM	ADJ.	CONF.	ADJ CONF.
Average RPI Loss:	189	RECORD	PCT. RANK	GAMES	SCHEDULE	OF SCHEDULE	RPI	RPI	RPI	RPI
DIV. I ONLY	14- 12	152	8- 2	324	307	210	210	31	31	
DIV. I NON-CONF.	4- 8	239	0- 0	269	193	240	240	31	31	
-----										
TOTALS	RPI 1-25	RPI 26-50	W-L RECORDS	RPI 51-100	RPI 101-999	RPI 201+				
14- 12	0- 1	0- 0	OVERALL	0- 1	14- 10	13- 7				
7- 3	0- 0	0- 0	HOME	0- 0	7- 3	7- 2				
7- 9	0- 1	0- 0	AWAY	0- 1	7- 7	6- 5				
0- 0	0- 0	0- 0	NEUTRAL	0- 0	0- 0	0- 0				
4- 8	0- 1	0- 0	NON-CONFERENCE	0- 1	4- 6	3- 3				
2- 1	0- 0	0- 0	HOME	0- 0	2- 1	2- 0				
2- 7	0- 1	0- 0	AWAY	0- 1	2- 5	1- 3				
0- 0	0- 0	0- 0	NEUTRAL	0- 0	0- 0	0- 0				
10- 4	0- 0	0- 0	CONFERENCE	0- 0	10- 4	10- 4				
5- 2	0- 0	0- 0	HOME	0- 0	5- 2	5- 2				
5- 2	0- 0	0- 0	AWAY	0- 0	5- 2	5- 2				
0- 0	0- 0	0- 0	NEUTRAL	0- 0	0- 0	0- 0				

RPI 1-25				RPI 26-50				RPI 51-100				RPI 101+				Team's RPI: 210
RPI	S	Opponent	Score	RPI	S	Opponent	Score	RPI	S	Opponent	Score	RPI	S	Opponent	Score	
13	A	Stanford	34 57					60	A	South Dakota	50 66	133	A	Boise St.	65 59	
												139	A	Cal Poly	57 59	
												176	A	UTEP	56 67	
												186	H	UC Irvine	59 72	
												209	A	New Mexico St.	48 56	
												209	H	New Mexico St.	62 52	
												214	A	SMU	29 41	
												217	A	Seattle U	56 64	
												217	H	Seattle U	75 68	
												244	H	Omaha	52 43	
												246	A	UC Riverside	65 68	
												249	A	Grand Canyon	69 40	
												249	H	Grand Canyon	76 77	
												279	A	UMKC	76 62	
												279	H	UMKC	58 60	
												280	A	San Jose St.	57 67	
												308	A	UTRGV	67 64	
												308	H	UTRGV	71 30	
												319	H	Cal St. Fullerton	55 43	
												322	A	Utah Valley	64 60	
												322	H	Utah Valley	63 58	
												328	A	Southern Utah	46 45	
												346	A	Chicago St.	63 36	
												346	H	Chicago St.	63 49	
-----																
LAST 12 Division I GAMES:																
249	H	Grand Canyon	76 77	279	A	UMKC	76 62									
217	A	Seattle U	56 64	346	A	Chicago St.	63 36									
322	A	Utah Valley	64 60	217	H	Seattle U	75 68									
249	A	Grand Canyon	69 40	346	H	Chicago St.	63 49									
308	H	UTRGV	71 30	279	H	UMKC	58 60									
209	H	New Mexico St.	62 52	209	A	New Mexico St.	48 56									

Non-Div I Games: Fresno Pacific 74 63 Whittier 72 35

CSU Bakersfield

Loss, Non-Conf, S Site, H Home A Away N Neutral

Average RPI Win:	223	WON-LOST	WINNING	LAST 10	STRENGTH OF	OPP. STRENGTH	TEAM	ADJ.	CONF.	ADJ CONF.
Average RPI Loss:	191	RECORD	PCT. RANK	GAMES	SCHEDULE	OF SCHEDULE	RPI	RPI	RPI	RPI
DIV. I ONLY	15- 15	175	5- 5	245	238	211	211	21	21	
DIV. I NON-CONF.	6- 7	184	0- 0	214	264	224	224	20	20	
-----										
TOTALS	RPI 1-25	RPI 26-50	W-L RECORDS	RPI 51-100	RPI 101-999	RPI 201+				
15- 15	0- 1	0- 0	OVERALL	1- 1	14- 13	9- 7				
9- 6	0- 0	0- 0	HOME	1- 0	8- 6	5- 3				
5- 8	0- 1	0- 0	AWAY	0- 1	5- 6	3- 4				
1- 1	0- 0	0- 0	NEUTRAL	0- 0	1- 1	1- 0				
6- 7	0- 1	0- 0	NON-CONFERENCE	0- 0	6- 6	4- 3				
4- 3	0- 0	0- 0	HOME	0- 0	4- 3	3- 1				
2- 3	0- 1	0- 0	AWAY	0- 0	2- 2	1- 2				
0- 1	0- 0	0- 0	NEUTRAL	0- 0	0- 1	0- 0				
9- 8	0- 0	0- 0	CONFERENCE	1- 1	8- 7	5- 4				
5- 3	0- 0	0- 0	HOME	1- 0	4- 3	2- 2				
3- 5	0- 0	0- 0	AWAY	0- 1	3- 4	2- 2				
1- 0	0- 0	0- 0	NEUTRAL	0- 0	1- 0	1- 0				

RPI 1-25				RPI 26-50				RPI 51-100				RPI 101+				Team's RPI: 211
RPI	S	Opponent	Score	RPI	S	Opponent	Score	RPI	S	Opponent	Score	RPI	S	Opponent	Score	
7	A	Oregon	43 91					65	A	UC Davis	46 72	131	N	Milwaukee	50 58	
								65	H	UC Davis	75 71	139	A	Cal Poly	71 84	
												139	H	Cal Poly	86 66	
												142	H	Fresno St.	85 72	
												144	A	Loyola Marymount	75 68	
												145	H	Weber St.	61 64	
												151	H	Idaho	75 80	
												186	A	UC Irvine	47 56	
												186	H	UC Irvine	71 67	
												198	A	UC Santa Barbara	48 30	
												198	H	UC Santa Barbara	73 74	
												217	H	Seattle U	67 62	
												222	A	New Orleans	73 76	
												244	H	Omaha	60 68	
												246	A	UC Riverside	58 69	
												246	H	UC Riverside	60 55	
												256	A	Hawaii	70 58	
												256	H	Hawaii	54 56	
												256	N	Hawaii	62 57	
												271	A	San Diego St.	55 58	
												278	H	Arizona	66 63	
												280	A	San Jose St.	76 59	
												301	A	Long Beach St.	54 67	
												301	H	Long Beach St.	51 59	
												305	H	Northern Ariz.	78 69	
												319	A	Cal St. Fullerton	70 68	
												319	H	Cal St. Fullerton	65 41	
-----																
LAST 12 Division I GAMES:																
				256	N	Hawaii	62 57	65	A	UC Davis	46 72					
				301	A	Long Beach St.	54 67	301	H	Long Beach St.	51 59					
				186	H	UC Irvine	71 67	65	H	UC Davis	75 71					
				256	H	Hawaii	54 56	198	A	UC Santa Barbara	48 30					
				139	H	Cal Poly	86 66	186	A	UC Irvine	47 56					
				246	A	UC Riverside	58 69	256	A	Hawaii	70 58					

Non-Div I Games: Biola 68 51

CSUN

Loss, 
Non-Conf, 
S Site, 
H Home
A Away
N Neutral

Average RPI Win:	251	WON-LOST	WINNING	LAST 10	STRENGTH OF	OPP. STRENGTH	TEAM	ADJ.	CONF.	ADJ CONF.
Average RPI Loss:	142	RECORD	PCT. RANK	GAMES	SCHEDULE	OF SCHEDULE	RPI	RPI	RPI	RPI
DIV. I ONLY	16- 11	117	7- 3	214	259	139	139	21	21	
DIV. I NON-CONF.	5- 6	187	0- 0	159	299	162	162	20	20	
-----										
TOTALS	RPI 1-25	RPI 26-50	W-L RECORDS	RPI 51-100	RPI 101-999	RPI 201+				
16- 11	0- 0	0- 1	OVERALL	0- 3	16- 7	13- 2				
10- 2	0- 0	0- 0	HOME	0- 1	10- 1	7- 0				
6- 9	0- 0	0- 1	AWAY	0- 2	6- 6	6- 2				
0- 0	0- 0	0- 0	NEUTRAL	0- 0	0- 0	0- 0				
5- 6	0- 0	0- 1	NON-CONFERENCE	0- 1	5- 4	4- 1				
3- 1	0- 0	0- 0	HOME	0- 0	3- 1	2- 0				
2- 5	0- 0	0- 1	AWAY	0- 1	2- 3	2- 1				
0- 0	0- 0	0- 0	NEUTRAL	0- 0	0- 0	0- 0				
11- 5	0- 0	0- 0	CONFERENCE	0- 2	11- 3	9- 1				
7- 1	0- 0	0- 0	HOME	0- 1	7- 0	5- 0				
4- 4	0- 0	0- 0	AWAY	0- 1	4- 3	4- 1				
0- 0	0- 0	0- 0	NEUTRAL	0- 0	0- 0	0- 0				

RPI	S	Opponent	Score	RPI	S	Opponent	Score	RPI	S	Opponent	Score	RPI	S	Opponent	Score	Team's RPI: 139
41	A	Minnesota	68 112	65	A	UC Davis	77 85	129	A	San Francisco	71 83	129	H	San Francisco	88 83	
				65	H	UC Davis	76 80	132	H	Robert Morris	50 66	140	A	Eastern Wash.	72 75	
				77	A	Saint Mary's (CA)	64 82	186	A	UC Irvine	66 107	186	H	UC Irvine	79 76	
								198	A	UC Santa Barbara	68 73	198	H	UC Santa Barbara	73 72	
								210	H	CSU Bakersfield	59 57	211	A	CSUN	66 86	
								211	H	CSUN	84 71	246	A	UC Riverside	87 82	
								246	H	UC Riverside	91 73	249	H	Grand Canyon	75 69	
								256	A	Hawaii	67 61	256	H	Hawaii	52 50	
								284	A	North Dakota St.	73 69	301	A	Long Beach St.	75 64	
								301	H	Long Beach St.	70 61	305	A	Northern Ariz.	89 73	
								319	A	Cal St. Fullerton	72 63	319	H	Cal St. Fullerton	63 56	
								319	H	Cal St. Fullerton	63 56	322	A	Utah Valley	70 89	
LAST 12 Division I GAMES:																
256	A	Hawaii	67 61	65	A	UC Davis	77 85	246	H	UC Riverside	91 73	256	H	Hawaii	52 50	
319	H	Cal St. Fullerton	63 56	246	H	UC Riverside	91 73	319	A	Cal St. Fullerton	72 63	301	A	Long Beach St.	75 64	
198	H	UC Santa Barbara	73 72	256	H	Hawaii	52 50	301	A	Long Beach St.	75 64	65	H	UC Davis	76 80	
211	A	CSUN	66 86	319	A	Cal St. Fullerton	72 63									
186	A	UC Irvine	66 107													
301	H	Long Beach St.	70 61													

Non-Div I Games: Cal St. Monterey Bay 77 44

Cal Poly

■ Loss, 
 ■ Non-Conf, 
 ■ S Site, 
 ■ H Home 
 ■ A Away 
 N Neutral

Average RPI Win: 285		WON-LOST RECORD	WINNING PCT. RANK	LAST 10 GAMES	STRENGTH OF SCHEDULE	OPP. STRENGTH OF SCHEDULE	TEAM RPI	ADJ. RPI	CONF. RPI	ADJ. CONF. RPI
Average RPI Loss: 190										
DIV. I ONLY		7- 21	297	1- 9	293	263	319	319	21	21
DIV. I NON-CONF.		4- 8	239	0- 0	308	329	290	290	20	20
TOTALS		RPI 1-25	RPI 26-50	W-L RECORDS		RPI 51-100	RPI 101-999	RPI 201+		
7- 21	0- 0		0- 0	OVERALL		0- 2	7- 19	7- 8		
5- 7	0- 0		0- 0	HOME		0- 1	5- 6	5- 1		
2- 13	0- 0		0- 0	AWAY		0- 1	2- 12	2- 7		
0- 1	0- 0		0- 0	NEUTRAL		0- 0	0- 1	0- 0		
4- 8	0- 0		0- 0	NON-CONFERENCE		0- 0	4- 8	4- 3		
2- 2	0- 0		0- 0	HOME		0- 0	2- 2	2- 0		
2- 5	0- 0		0- 0	AWAY		0- 0	2- 5	2- 3		
0- 1	0- 0		0- 0	NEUTRAL		0- 0	0- 1	0- 0		
3- 13	0- 0		0- 0	CONFERENCE		0- 2	3- 11	3- 5		
3- 5	0- 0		0- 0	HOME		0- 1	3- 4	3- 1		
0- 8	0- 0		0- 0	AWAY		0- 1	0- 7	0- 4		
0- 0	0- 0		0- 0	NEUTRAL		0- 0	0- 0	0- 0		

RPI 1-25				RPI 26-50				RPI 51-100				RPI 101+			
RPI	S	Opponent	Score	RPI	S	Opponent	Score	RPI	S	Opponent	Score	RPI	S	Opponent	Score
								65	A	UC Davis	53 67	139	A	Cal Poly	56 63
								65	H	UC Davis	55 67	139	H	Cal Poly	63 72
												151	A	Idaho	60 80
												172	N	Oral Roberts	50 60
												176	H	UTEP	91 92
												177	H	Denver	58 83
												186	A	UC Irvine	58 78
												186	H	UC Irvine	60 76
												188	A	Pacific	65 81
												198	A	UC Santa Barbara	59 78
												198	H	UC Santa Barbara	52 59
												210	A	CSU Bakersfield	43 55
												211	A	CSUN	41 65
												211	H	CSUN	68 70
												237	A	Montana	47 68
												246	A	UC Riverside	50 63
												246	H	UC Riverside	71 62
												256	A	Hawaii	54 59
												256	H	Hawaii	69 57
												266	H	UTSA	55 46
												271	A	San Diego St.	58 59
												289	A	Santa Clara	73 69
												301	A	Long Beach St.	47 67
												301	H	Long Beach St.	67 61
												317	H	Portland	66 61
												322	A	Utah Valley	73 36
LAST 12 Division I GAMES:															
				186	A	UC Irvine	58 78					198	H	UC Santa Barbara	52 59
				65	H	UC Davis	55 67					256	A	Hawaii	54 59
				139	A	Cal Poly	56 63					186	H	UC Irvine	60 76
				246	H	UC Riverside	71 62					139	H	Cal Poly	63 72
				301	A	Long Beach St.	47 67					65	A	UC Davis	53 67
				198	A	UC Santa Barbara	59 78					211	A	CSUN	41 65

Non-Div I Games:	Antelope Valley	74	48
------------------	-----------------	----	----

Cal St. Fullerton

■ Loss, ■ Non-Conf, S Site, H Home A Away N Neutral

Average RPI Win: 160		WON-LOST RECORD	WINNING PCT. RANK	LAST 10 GAMES	STRENGTH OF SCHEDULE	OPP. STRENGTH OF SCHEDULE	TEAM RPI	ADJ. RPI	CONF. RPI	ADJ. CONF. RPI
DIV. I ONLY		21- 10	79	6- 4	66	23	43	43	5	5
DIV. I NON-CONF.		9- 2	33	0- 0	57	98	27	27	3	3
TOTALS		RPI 1-25	RPI 26-50	W-L RECORDS		RPI 51-100	RPI 101-999	RPI 201+		
21- 10	1- 7	2- 1		OVERALL		2- 2	16- 0	5- 0		
12- 3	1- 2	1- 0		HOME		1- 1	9- 0	3- 0		
8- 6	0- 4	1- 1		AWAY		1- 1	6- 0	2- 0		
1- 1	0- 1	0- 0		NEUTRAL		0- 0	1- 0	0- 0		
9- 2	0- 2	0- 0		NON-CONFERENCE		2- 0	7- 0	3- 0		
5- 1	0- 1	0- 0		HOME		1- 0	4- 0	2- 0		
4- 1	0- 1	0- 0		AWAY		1- 0	3- 0	1- 0		
0- 0	0- 0	0- 0		NEUTRAL		0- 0	0- 0	0- 0		
12- 8	1- 5	2- 1		CONFERENCE		0- 2	9- 0	2- 0		
7- 2	1- 1	1- 0		HOME		0- 1	5- 0	1- 0		
4- 5	0- 3	1- 1		AWAY		0- 1	3- 0	1- 0		
1- 1	0- 1	0- 0		NEUTRAL		0- 0	1- 0	0- 0		

RPI 1-25			
RPI	S	Opponent	Score
1	A	UConn	47 82
7	A	Oregon	54 91
10	A	UCLA	52 60
10	H	UCLA	46 82
10	N	UCLA	74 77
13	A	Stanford	69 74
13	H	Stanford	78 66
24	H	Missouri	52 55

RPI 26-50			
RPI	S	Opponent	Score
42	A	Oregon St.	48 68
49	A	Southern California	62 59
49	H	Southern California	76 64

Team's RPI: 43			
RPI	S	Opponent	Score
54	A	Arizona St.	71 80
54	H	Arizona St.	42 57
77	H	Saint Mary's (CA)	87 80
86	A	Kentucky	62 52

RPI 51-100			
RPI	S	Opponent	Score
112	H	Utah	84 73
113	A	Washington St.	67 54
113	H	Washington St.	66 60
143	H	Colorado	78 76
155	H	BYU	70 45
166	H	San Diego	89 64
170	A	Brown	89 79
188	A	Pacific	92 85
201	A	Washington	83 67
201	H	Washington	69 60
201	N	Washington	71 68
217	H	Seattle U	87 67
262	H	Manhattan	87 66
278	A	Arizona	53 51
278	H	Arizona	63 39
289	A	Santa Clara	79 41

RPI 101+			
RPI	S	Opponent	Score

LAST 12 Division I GAMES:			
10	N	UCLA	74 77
201	N	Washington	71 68
201	A	Washington	83 67
113	A	Washington St.	67 54
13	H	Stanford	78 66
13	A	Stanford	69 74
112	H	Utah	84 73
143	H	Colorado	78 76
42	A	Oregon St.	48 68
7	A	Oregon	54 91
54	H	Arizona St.	42 57
278	H	Arizona	63 39

Cal i forni a



Average RPI Win: 281	WON-LOST RECORD	WINNING PCT. RANK	LAST 10 GAMES	STRENGTH OF SCHEDULE	OPP. STRENGTH OF SCHEDULE	TEAM RPI	ADJ. RPI	CONF. RPI	ADJ CONF. RPI
Average RPI Loss: 194									
DIV. I ONLY	13- 14	195	4- 6	321	324	255	255	27	27
DIV. I NON-CONF.	5- 4	146	0- 0	321	310	230	230	28	28
-----									
TOTALS	RPI 1-25	RPI 26-50	W-L RECORDS	RPI 51-100	RPI 101-999	RPI 201+			
13- 14	0- 0	0- 1	OVERALL	0- 2	13- 11	12- 7			
7- 6	0- 0	0- 1	HOME	0- 1	7- 4	7- 2			
6- 8	0- 0	0- 0	AWAY	0- 0	6- 5	5- 4			
0- 0	0- 0	0- 0	NEUTRAL	0- 0	0- 0	0- 0			
5- 4	0- 0	0- 1	NON-CONFERENCE	0- 0	5- 3	5- 2			
2- 2	0- 0	0- 1	HOME	0- 0	2- 1	2- 1			
3- 2	0- 0	0- 0	AWAY	0- 0	3- 2	3- 1			
0- 0	0- 0	0- 0	NEUTRAL	0- 0	0- 0	0- 0			
8- 10	0- 0	0- 0	CONFERENCE	0- 2	8- 8	7- 5			
5- 4	0- 0	0- 0	HOME	0- 1	5- 3	5- 1			
3- 6	0- 0	0- 0	AWAY	0- 1	3- 5	2- 4			
0- 0	0- 0	0- 0	NEUTRAL	0- 0	0- 0	0- 0			

RPI S Opponent	Score	RPI S Opponent	Score	RPI S Opponent	Score	RPI S Opponent	Score
		47 H Mercer	57 58	88 A Liberty	42 60	136 A Radford	36 56
				88 H Liberty	33 46	136 H Radford	50 51
						183 A Kansas	48 66
						194 A High Point	51 44
						194 H High Point	53 62
						213 H Norfolk St.	27 53
						216 A UNCG	72 61
						224 A UNC Asheville	33 38
						224 H UNC Asheville	52 60
						229 A Gardner-Webb	73 44
						229 H Gardner-Webb	63 55
						245 A Presbyterian	59 65
						245 H Presbyterian	53 40
						262 A Col. of Charleston	53 45
						269 A Howard	61 63
						302 H USC Upstate	69 49
						306 H Western Caro.	58 51
						320 A N.C. Central	58 51
						324 A Charleston So.	59 63
						324 H Charleston So.	58 49
						343 A Longwood	50 57
						343 H Longwood	58 48
						344 A Winthrop	72 48
						344 H Winthrop	57 45
LAST 12 Division I GAMES:							
136 A Radford	36 56	88 H Liberty	33 46				
229 H Gardner-Webb	63 55	324 A Charleston So.	59 63				
344 H Winthrop	57 45	194 A High Point	51 44				
224 A UNC Asheville	33 38	136 H Radford	50 51				
343 A Longwood	50 57	343 H Longwood	58 48				
245 H Presbyterian	53 40	229 A Gardner-Webb	73 44				

Non-Div I Games: William Peace 94 42 Columbia Int'l 78 39

Campbell

Average RPI Win: 273	WON-LOST RECORD	WINNING PCT. RANK	LAST 10 GAMES	STRENGTH OF SCHEDULE	OPP. STRENGTH OF SCHEDULE	TEAM RPI	ADJ. RPI	CONF. RPI	ADJ CONF. RPI
Average RPI Loss: 185									
DIV. I ONLY	10- 20	257	4- 6	268	287	285	285	28	28
DIV. I NON-CONF.	2- 9	295	0- 0	191	273	292	292	25	25
-----									
TOTALS	RPI 1-25	RPI 26-50	W-L RECORDS	RPI 51-100	RPI 101-999	RPI 201+			
10- 20	0- 1	0- 2	OVERALL	0- 2	10- 15	9- 9			
5- 9	0- 0	0- 1	HOME	0- 0	5- 8	4- 5			
5- 9	0- 0	0- 0	AWAY	0- 1	5- 0	5- 0			
0- 2	0- 0	0- 0	NEUTRAL	0- 0	0- 2	0- 1			
2- 9	0- 1	0- 0	NON-CONFERENCE	0- 2	2- 6	2- 3			
1- 4	0- 0	0- 0	HOME	0- 0	1- 4	1- 2			
1- 4	0- 1	0- 0	AWAY	0- 2	1- 1	1- 1			
0- 1	0- 0	0- 0	NEUTRAL	0- 0	0- 1	0- 0			
8- 11	0- 0	0- 2	CONFERENCE	0- 0	8- 9	7- 6			
4- 5	0- 0	0- 1	HOME	0- 0	4- 4	3- 3			
4- 5	0- 0	0- 1	AWAY	0- 0	4- 4	4- 2			
0- 1	0- 0	0- 0	NEUTRAL	0- 0	0- 1	0- 1			

RPI 1-25				RPI 26-50				RPI 51-100				RPI 101+ Team's RPI: 285			
RPI	S	Opponent	Score	RPI	S	Opponent	Score	RPI	S	Opponent	Score	RPI	S	Opponent	Score
19	A	Buffalo	47 73	37	A	Quinnipiac	39 64	81	A	Miami (OH)	47 72	102	N	Middle Tenn.	45 55
				37	H	Quinnipiac	55 84	89	A	Bucknell	57 76	158	A	Marist	47 58
												158	H	Marist	53 78
												189	H	Oakland	48 83
												191	H	Morehead St.	52 76
												197	A	Siena	59 68
												197	H	Siena	65 57
												206	A	Bowling Green	71 57
												233	A	Niagara	72 66
												233	H	Niagara	64 60
												250	A	Rider	54 70
												250	H	Rider	54 62
												257	H	St. Bonaventure	71 69
												262	A	Manhattan	39 58
												262	H	Manhattan	56 59
												264	H	Cornell	59 67
												275	H	Fairfield	52 56
												283	A	Monmouth	60 48
												283	H	Monmouth	62 50
												283	N	Monmouth	58 61
												287	H	Colgate	63 70
												308	A	UTRGV	46 63
												342	A	Iona	53 49
												347	A	Saint Peter's	66 53
												347	H	Saint Peter's	52 49
LAST 12 Division I GAMES:															
283	N	Monmouth	58 61	37	A	Quinnipiac	39 64	347	H	Saint Peter's	52 49	233	H	Niagara	64 60
197	A	Siena	59 68					158	H	Marist	53 78	37	H	Quinnipiac	55 84
233	A	Niagara	72 66					283	A	Monmouth	60 48				
250	H	Rider	54 62												
283	H	Monmouth	62 50												
158	A	Marist	47 58												

Non-Div I Games:

Canisius

Average RPI Win:	268	WON-LOST	WINNING	LAST 10	STRENGTH OF	OPP. STRENGTH	TEAM	ADJ.	CONF.	ADJ CONF.
Average RPI Loss:	118	RECORD	PCT. RANK	GAMES	SCHEDULE	OF SCHEDULE	RPI	RPI	RPI	RPI
DIV. I ONLY	17- 8	73	7- 3	274	249	127	127	26	26	
DIV. I NON-CONF.	3- 4	209	0- 0	55	25	85	85	26	26	
-----										
TOTALS	RPI 1-25	RPI 26-50	W-L RECORDS	RPI 51-100	RPI 101-999	RPI 201+				
17- 8	0- 3	0- 0	OVERALL	1- 0	16- 5	15- 2				
8- 2	0- 0	0- 0	HOME	1- 0	7- 2	7- 1				
7- 6	0- 0	0- 0	AWAY	0- 0	7- 0	7- 0				
2- 0	0- 0	0- 0	NEUTRAL	0- 0	2- 0	1- 0				
3- 4	0- 3	0- 0	NON-CONFERENCE	0- 0	3- 1	2- 0				
1- 0	0- 0	0- 0	HOME	0- 0	1- 0	1- 0				
0- 4	0- 3	0- 0	AWAY	0- 0	0- 1	0- 0				
2- 0	0- 0	0- 0	NEUTRAL	0- 0	2- 0	1- 0				
14- 4	0- 0	0- 0	CONFERENCE	1- 0	13- 4	13- 2				
7- 2	0- 0	0- 0	HOME	1- 0	6- 2	6- 1				
7- 2	0- 0	0- 0	AWAY	0- 0	7- 2	7- 1				
0- 0	0- 0	0- 0	NEUTRAL	0- 0	0- 0	0- 0				

RPI 1-25				RPI 26-50				RPI 51-100				RPI 101+ Team's RPI: 127			
RPI	S	Opponent	Score	RPI	S	Opponent	Score	RPI	S	Opponent	Score	RPI	S	Opponent	Score
4	A	Baylor	55 86					90	H	Lamar Uni versi ty	51 39	114	A	SFA	46 59
9	A	Tennessee	34 77									114	H	SFA	50 55
15	A	Texas A&M	61 72									164	N	Clemson	53 47
												168	A	South Ala.	43 64
												222	H	New Orleans	48 52
												225	A	A&M-Corpus Christi	58 50
												230	A	Nicholls St.	69 48
												230	H	Nicholls St.	60 42
												253	A	Abilene Christian	73 61
												253	H	Abilene Christian	63 45
												277	A	McNeese	51 45
												284	N	North Dakota St.	68 45
												290	H	Alcorn	75 52
												297	A	Southeastern La.	70 78
												297	H	Southeastern La.	63 47
												310	H	Houston Baptist	64 56
												313	A	Incarinate Word	57 35
												335	A	Sam Houston St.	73 53
												335	H	Sam Houston St.	69 44
												336	A	Northwestern St.	61 53
												336	H	Northwestern St.	59 39
LAST 12 Division I GAMES:															
336	H	Northwestern St.	59 39	310	H	Houston Baptist	64 56								
335	A	Sam Houston St.	73 53	297	A	Southeastern La.	70 78								
253	A	Abilene Christian	73 61	336	A	Northwestern St.	61 53								
114	H	SFA	50 55	114	A	SFA	46 59								
230	H	Nicholls St.	60 42	253	H	Abilene Christian	63 45								
277	A	McNeese	51 45	222	H	New Orleans	48 52								

Non-Div I Games: Central Baptist 75 34 Williams Baptist 77 31 Crowley's Ridge 106 23 Hendrix 79 22 Central Ark.

C  
e  
n  
t  
r  
a  
l  
C  
o  
n  
n  
.  
S  
t  
.

Central Conn. St.				Through Games Of March 6, 2018						
Average RPI Win:	287	WON-LOST	WINNING	LAST 10	STRENGTH OF	OPP. STRENGTH	TEAM	ADJ.	CONF.	ADJ CONF.
Average RPI Loss:	181	RECORD	PCT. RANK	GAMES	SCHEDULE	OF SCHEDULE	RPI	RPI	RPI	RPI
DIV. I ONLY	7- 22	299	5- 5	188	309	292	292	29	29	
DIV. I NON-CONF.	0- 11	337	0- 0	76	163	297	297	29	29	
-----										
TOTALS	RPI 1-25	RPI 26-50	W-L RECORDS	RPI 51-100	RPI 101-999	RPI 201+				
7- 22	0- 0	0- 1	OVERALL	0- 4	7- 17	7- 9				
4- 9	0- 0	0- 0	HOME	0- 1	4- 8	4- 4				
3- 13	0- 0	0- 1	AWAY	0- 3	3- 9	3- 5				
0- 0	0- 0	0- 0	NEUTRAL	0- 0	0- 0	0- 0				
0- 11	0- 0	0- 1	NON-CONFERENCE	0- 4	0- 6	0- 2				
0- 4	0- 0	0- 0	HOME	0- 1	0- 3	0- 1				
0- 7	0- 0	0- 1	AWAY	0- 3	0- 3	0- 1				
0- 0	0- 0	0- 0	NEUTRAL	0- 0	0- 0	0- 0				
7- 11	0- 0	0- 0	CONFERENCE	0- 0	7- 11	7- 7				
4- 5	0- 0	0- 0	HOME	0- 0	4- 5	4- 3				
3- 6	0- 0	0- 0	AWAY	0- 0	3- 6	3- 4				
0- 0	0- 0	0- 0	NEUTRAL	0- 0	0- 0	0- 0				

RPI 1-25				RPI 26-50				RPI 51-100				RPI 101+ Team's RPI: 292			
RPI	S	Opponent	Score	RPI	S	Opponent	Score	RPI	S	Opponent	Score	RPI	S	Opponent	Score
				31	A	Virginia	59 103	64	A	West Virginia	52 102	118	A	Saint Francis (PA)	59 87
								73	A	Duquesne	58 83	118	H	Saint Francis (PA)	75 85
								82	H	Albany (NY)	60 72	125	H	Yale	62 75
								93	A	Penn St.	66 83	130	A	Hartford	52 68
												132	A	Robert Morris	47 66
												132	H	Robert Morris	51 67
												170	H	Brown	55 78
												187	A	Stony Brook	55 60
												252	A	Sacred Heart	73 71
												252	H	Sacred Heart	69 59
												265	A	St. Francis Brooklyn	83 77
												265	H	St. Francis Brooklyn	70 78
												270	H	Morgan St.	41 61
												273	A	LIU Brooklyn	57 63
												273	H	LIU Brooklyn	54 61
												286	A	Fairleigh Dickinson	49 78
												286	H	Fairleigh Dickinson	76 56
												291	A	Mt. St. Mary's	56 76
												291	H	Mt. St. Mary's	56 68
												293	A	Vermont	48 62
												295	A	Bryant	50 66
												295	H	Bryant	66 59
												329	A	Wagner	66 64
												329	H	Wagner	59 56
-----															
LAST 12 Division I GAMES:															
				273	A	LIU Brooklyn	57 63	295	H	Bryant	66 59				
				265	A	St. Francis Brooklyn	83 77	286	H	Fairleigh Dickinson	76 56				
				132	H	Robert Morris	51 67	252	A	Sacred Heart	73 71				
				118	H	Saint Francis (PA)	75 85	132	A	Robert Morris	47 66				
				291	A	Mt. St. Mary's	56 76	118	A	Saint Francis (PA)	59 87				
				329	A	Wagner	66 64	273	H	LIU Brooklyn	54 61				

Non-Div I Games:

Central Conn. St.

C  
e  
n  
t  
r  
a  
l  
M  
i  
c  
h  
.

Central Mich.				Through Games Of March 6, 2018						
Average RPI Win:	143	WON-LOST	WINNING	LAST 10	STRENGTH OF	OPP. STRENGTH	TEAM	ADJ.	CONF.	ADJ CONF.
Average RPI Loss:	48	RECORD	PCT. RANK	GAMES	SCHEDULE	OF SCHEDULE	RPI	RPI	RPI	RPI
DIV. I ONLY	24- 4	12	9- 1	72	86	21	21	8	8	
DIV. I NON-CONF.	7- 3	74	0- 0	201	65	100	100	8	8	
-----										
TOTALS	RPI 1-25	RPI 26-50	W-L RECORDS	RPI 51-100	RPI 101-999	RPI 201+				
24- 4	1- 1	2- 1	OVERALL	3- 2	18- 0	7- 0				
11- 2	1- 0	1- 1	HOME	1- 1	8- 0	3- 0				
11- 2	0- 1	1- 0	AWAY	2- 1	8- 0	3- 0				
2- 0	0- 0	0- 0	NEUTRAL	0- 0	2- 0	1- 0				
7- 3	0- 0	0- 1	NON-CONFERENCE	0- 2	7- 0	3- 0				
2- 2	0- 0	0- 1	HOME	0- 1	2- 0	1- 0				
3- 1	0- 0	0- 0	AWAY	0- 1	3- 0	1- 0				
2- 0	0- 0	0- 0	NEUTRAL	0- 0	2- 0	1- 0				
17- 1	1- 1	2- 0	CONFERENCE	3- 0	11- 0	4- 0				
9- 0	1- 0	1- 0	HOME	1- 0	6- 0	2- 0				
8- 1	0- 1	1- 0	AWAY	2- 0	5- 0	2- 0				
0- 0	0- 0	0- 0	NEUTRAL	0- 0	0- 0	0- 0				

RPI 1-25 Team's RPI: 21				RPI 26-50				RPI 51-100				RPI 101+			
RPI	S	Opponent	Score	RPI	S	Opponent	Score	RPI	S	Opponent	Score	RPI	S	Opponent	Score
19	A	Buffalo	82 85	37	H	Quinnipiac	70 84	61	H	Purdue	69 79	101	A	Ohio	74 72
19	H	Buffalo	86 79	38	A	Ball St.	69 65	73	A	Duquesne	61 64	101	H	Ohio	82 58
				38	H	Ball St.	88 80	81	A	Miami (OH)	84 66	108	N	Iowa St.	81 60
								83	A	Toledo	72 67	111	A	Western Mich.	78 62
								83	H	Toledo	85 47	111	H	Western Mich.	74 70
												147	A	Northern Ill.	81 78
												147	H	Northern Ill.	91 77
												148	H	Kent St.	88 84
												150	H	Vanderbilt	92 75
												163	A	SIUE	94 56
												189	A	Oakland	103 85
												202	A	Eastern Mich.	95 72
												202	H	Eastern Mich.	95 82
												206	H	Bowling Green	90 54
												221	A	Akron	95 86
												259	A	Indiana St.	77 67
												262	H	Col. of Charleston	79 58
												271	N	San Diego St.	85 76
-----															
LAST 12 Division I GAMES:															
83	A	Toledo	72 67	83	H	Toledo	85 47	101	A	Ohio	74 72				
38	H	Ball St.	88 80					202	A	Eastern Mich.	95 72				
111	A	Western Mich.	78 62					19	H	Buffalo	86 79				
147	H	Northern Ill.	91 77					111	H	Western Mich.	74 70				
202	H	Eastern Mich.	95 82					221	A	Akron	95 86				
19	A	Buffalo	82 85												

Non-Div I Games: Aquinas 96 47

Central Mich.

C  
e  
n  
t  
r  
a  
l  
M  
i  
c  
h  
.

Average RPI Win:	308	WON-LOST	WINNING	LAST 10	STRENGTH OF	OPP. STRENGTH	TEAM	ADJ.	CONF.	ADJ CONF.
Average RPI Loss:	201	RECORD	PCT. RANK	GAMES	SCHEDULE	OF SCHEDULE	RPI	RPI	RPI	RPI
DIV. I ONLY	7- 19	285	3- 7	319	316	324	324	27	27	
DIV. I NON-CONF.	2- 6	280	0- 0	336	268	334	334	28	28	
-----										
TOTALS	RPI 1-25	RPI 26-50	W-L RECORDS	RPI 51-100	RPI 101-999	RPI 201+				
7- 19	0- 0	0- 0	OVERALL	0- 3	7- 16	7- 10				
4- 8	0- 0	0- 0	HOME	0- 1	4- 7	4- 5				
3- 10	0- 0	0- 0	AWAY	0- 0	3- 4	3- 2				
0- 1	0- 0	0- 0	NEUTRAL	0- 0	0- 1	0- 0				
2- 6	0- 0	0- 0	NON-CONFERENCE	0- 1	2- 5	2- 3				
1- 2	0- 0	0- 0	HOME	0- 0	1- 2	1- 2				
1- 3	0- 0	0- 0	AWAY	0- 1	1- 2	1- 1				
0- 1	0- 0	0- 0	NEUTRAL	0- 0	0- 1	0- 0				
5- 13	0- 0	0- 0	CONFERENCE	0- 2	5- 11	5- 7				
3- 6	0- 0	0- 0	HOME	0- 1	3- 5	3- 3				
2- 7	0- 0	0- 0	AWAY	0- 1	2- 6	2- 4				
0- 0	0- 0	0- 0	NEUTRAL	0- 0	0- 0	0- 0				

RPI 1-25				RPI 26-50				RPI 51-100				RPI 101+				Team's RPI: 324
RPI	S	Opponent	Score	RPI	S	Opponent	Score	RPI	S	Opponent	Score	RPI	S	Opponent	Score	
								68	A	Georgi a Tech	51 78	130	N	Hartford	43 62	
								88	A	Li berty	53 63	136	A	Radford	57 74	
								88	H	Li berty	57 95	136	H	Radford	56 61	
												164	A	Clemson	30 66	
												194	A	Hi gh Point	49 52	
												194	H	Hi gh Point	74 75	
												224	A	UNC Asheville	69 71	
												224	H	UNC Asheville	61 78	
												229	A	Gardner-Webb	52 68	
												229	H	Gardner-Webb	59 75	
												245	A	Presbyteri an	64 61	
												245	H	Presbyteri an	58 81	
												255	A	Campbel l	49 58	
												255	H	Campbel l	63 59	
												261	H	Li pscomb	54 58	
												299	A	FIU	70 77	
												303	A	Wofford	68 45	
												318	H	South Carolina St.	58 60	
												321	H	Coppin St.	72 58	
												343	A	Longwood	78 61	
												343	H	Longwood	73 57	
												344	A	Wi nthrop	56 62	
												344	H	Wi nthrop	81 45	
-----																
LAST 12 Division I GAMES:																
				245	H	Presbyteri an	58 81			136	A	Radford	57 74			
				344	A	Winthrop	56 62			255	H	Campbel l	63 59			
				88	H	Li berty	57 95			343	A	Longwood	78 61			
				194	A	Hi gh Point	49 52			245	A	Presbyteri an	64 61			
				229	H	Gardner-Webb	59 75			194	H	Hi gh Point	74 75			
				224	A	UNC Asheville	69 71			224	H	UNC Asheville	61 78			

Non-Div I Games: Southern Wesleyan 94 56 Erskine 79 43

Charleston So.

Average RPI Win:	229	WON-LOST	WINNING	LAST 10	STRENGTH OF	OPP. STRENGTH	TEAM	ADJ.	CONF.	ADJ CONF.
Average RPI Loss:	116	RECORD	PCT. RANK	GAMES	SCHEDULE	OF SCHEDULE	RPI	RPI	RPI	RPI
DIV. I ONLY	14- 15	191	7- 3	116	167	154	154	18	18	
DIV. I NON-CONF.	4- 9	249	0- 0	100	109	220	220	19	19	
-----										
TOTALS	RPI 1-25	RPI 26-50	W-L RECORDS	RPI 51-100	RPI 101-999	RPI 201+				
14- 15	0- 1	0- 3	OVERALL	2- 1	12- 10	11- 2				
9- 4	0- 0	0- 2	HOME	1- 0	8- 2	8- 0				
5- 9	0- 0	0- 0	AWAY	1- 1	4- 8	3- 2				
0- 2	0- 1	0- 1	NEUTRAL	0- 0	0- 0	0- 0				
4- 9	0- 1	0- 3	NON-CONFERENCE	1- 0	3- 5	3- 1				
3- 2	0- 0	0- 2	HOME	1- 0	2- 0	2- 0				
1- 5	0- 0	0- 0	AWAY	0- 0	1- 5	1- 1				
0- 2	0- 1	0- 1	NEUTRAL	0- 0	0- 0	0- 0				
10- 6	0- 0	0- 0	CONFERENCE	1- 1	9- 5	8- 1				
6- 2	0- 0	0- 0	HOME	0- 0	6- 2	6- 0				
4- 4	0- 0	0- 0	AWAY	1- 1	3- 3	2- 1				
0- 0	0- 0	0- 0	NEUTRAL	0- 0	0- 0	0- 0				

RPI 1-25				RPI 26-50				RPI 51-100				RPI 101+				Team's RPI: 154
RPI	S	Opponent	Score	RPI	S	Opponent	Score	RPI	S	Opponent	Score	RPI	S	Opponent	Score	
22	N	Iowa	64 77	27	N	South Dakota St.	70 71	56	A	Western Ky.	61 83	102	A	Middle Tenn.	45 64	
				40	H	Rutgers	54 77	73	H	Duquesne	75 72	102	H	Middle Tenn.	53 54	
				47	H	Mercer	74 90	79	A	UAB	80 71	105	A	Wake Forest	69 71	
												106	H	Rice	55 62	
												123	A	Louisiana Tech	64 51	
												146	A	Arkansas	72 73	
												176	A	UTEP	58 67	
												184	A	Davidson	66 68	
												193	A	East Carolina	55 58	
												203	A	Wisconsin	66 80	
												205	A	Southern Miss.	85 79	
												205	H	Southern Miss.	66 56	
												223	H	Fla. Atlantic	83 69	
												224	A	UNC Asheville	51 47	
												227	A	North Texas	68 73	
												266	H	UTSA	88 75	
												282	A	Old Dominion	63 60	
												282	H	Old Dominion	51 43	
												299	H	FIU	80 57	
												309	H	Marshall	67 61	
												318	H	South Carolina St.	64 49	
												321	H	Coppin St.	78 49	
-----																
LAST 12 Division I GAMES:																
223	H	Fla. Atlantic	83 69	266	H	UTSA	88 75									
282	H	Old Dominion	51 43	299	H	FIU	80 57									
102	H	Middle Tenn.	53 54	309	H	Marshall	67 61									
56	A	Western Ky.	61 83	102	A	Middle Tenn.	45 64									
79	A	UAB	80 71	205	A	Southern Miss.	85 79									
123	A	Louisiana Tech	64 51	106	H	Rice	55 62									

Non-Div I Games:

Charlotte

■ Loss, 
 ■ Non-Conf, 
 ■ S Site, 
 ■ Home 
 ■ Away 
 N Neutral

## Chattanooga

Through Games Of March 6, 2018

Average RPI Win:	188	WON-LOST	WINNING	LAST 10	STRENGTH OF	OPP. STRENGTH	TEAM	ADJ.	CONF.	ADJ CONF.
Average RPI Loss:	106	RECORD	PCT. RANK	GAMES	SCHEDULE	OF SCHEDULE	RPI	RPI	RPI	RPI
DIV. I ONLY	17- 12	118	5- 5	109	113	107	107	17	17	
DIV. I NON-CONF.	9- 5	99	0- 0	36	44	58	58	17	17	
-----										
TOTALS	RPI 1-25	RPI 26-50	W-L RECORDS	RPI 51-100	RPI 101-999	RPI 201+				
17- 12	0- 1	0- 4	OVERALL	4- 1	13- 6	7- 1				
8- 5	0- 0	0- 2	HOME	1- 1	7- 2	4- 0				
6- 5	0- 1	0- 1	AWAY	1- 0	5- 3	3- 0				
3- 2	0- 0	0- 1	NEUTRAL	2- 0	1- 1	0- 1				
9- 5	0- 1	0- 2	NON-CONFERENCE	4- 1	5- 1	1- 0				
4- 2	0- 0	0- 1	HOME	1- 1	3- 0	1- 0				
2- 2	0- 1	0- 0	AWAY	1- 0	1- 1	0- 0				
3- 1	0- 0	0- 1	NEUTRAL	2- 0	1- 0	0- 0				
8- 7	0- 0	0- 2	CONFERENCE	0- 0	8- 5	6- 1				
4- 3	0- 0	0- 1	HOME	0- 0	4- 2	3- 0				
4- 3	0- 0	0- 1	AWAY	0- 0	4- 2	3- 0				
0- 1	0- 0	0- 0	NEUTRAL	0- 0	0- 1	0- 1				

RPI 1-25				RPI 26-50				RPI 51-100				RPI 101+				Team's RPI: 107
RPI	S	Opponent	Score	RPI	S	Opponent	Score	RPI	S	Opponent	Score	RPI	S	Opponent	Score	
23	A	Green Bay	30 60	30	N	Princeton	49 59	51	H	FGCU	68 61	110	A	ETSU	58 65	
				46	H	UCF	57 58	53	A	Indiana	64 61	110	H	ETSU	55 61	
				47	A	Mercer	56 65	67	H	Virginia Tech	44 64	159	H	UT Martin	87 82	
				47	H	Mercer	50 71	97	N	Georgetown	54 41	160	A	Samford	71 65	
								100	N	Auburn	50 41	160	H	Samford	68 58	
												173	N	Northwestern	61 44	
												175	A	Florida	65 60	
												178	H	Hampton	64 52	
												190	A	Furman	57 58	
												190	H	Furman	45 50	
												199	A	Stetson	67 78	
												216	A	UNCG	73 57	
												216	H	UNCG	49 42	
												216	N	UNCG	66 70	
												245	H	Presbyteria n	71 51	
												303	A	Wofford	54 47	
												303	H	Wofford	76 46	
												306	A	Western Caro.	58 41	
												306	H	Western Caro.	47 32	
-----																
LAST 12 Division I GAMES:																
216	N	UNCG	66 70	216	A	UNCG	73 57	306	A	Western Caro.	58 41	47	H	Mercer	50 71	
160	A	Samford	71 65	47	H	Mercer	50 71	160	H	Samford	68 58	190	A	Furman	57 58	
47	A	Mercer	56 65	160	H	Samford	68 58	303	A	Wofford	54 47					
303	H	Wofford	76 46	190	H	Furman	45 50									
190	H	Furman	45 50	110	H	ETSU	55 61									
110	H	ETSU	55 61													

Non-Div I Games:

Chattanooga

■ Loss, 
 ■ Non-Conf, 
 ■ S Site, 
 ■ Home 
 ■ Away 
 N Neutral



Average RPI Win:	322	WON-LOST	WINNING	LAST 10	STRENGTH OF	OPP. STRENGTH	TEAM	ADJ.	CONF.	ADJ CONF.
Average RPI Loss:	212	RECORD	PCT. RANK	GAMES	SCHEDULE	OF SCHEDULE	RPI	RPI	RPI	RPI
DIV. I ONLY	1- 28	349	1- 9	278	322	346	346	31	31	
DIV. I NON-CONF.	0- 15	337	0- 0	219	265	341	341	31	31	
-----										
TOTALS	RPI 1-25	RPI 26-50	W-L RECORDS	RPI 51-100	RPI 101-999	RPI 201+				
1- 28	0- 0	0- 0	OVERALL	0- 4	1- 24	1- 17				
0- 14	0- 0	0- 0	HOME	0- 1	0- 13	0- 9				
1- 13	0- 0	0- 0	AWAY	0- 3	1- 10	1- 8				
0- 1	0- 0	0- 0	NEUTRAL	0- 0	0- 1	0- 0				
0- 15	0- 0	0- 0	NON-CONFERENCE	0- 4	0- 11	0- 4				
0- 7	0- 0	0- 0	HOME	0- 1	0- 6	0- 2				
0- 7	0- 0	0- 0	AWAY	0- 3	0- 4	0- 2				
0- 1	0- 0	0- 0	NEUTRAL	0- 0	0- 1	0- 0				
1- 13	0- 0	0- 0	CONFERENCE	0- 0	1- 13	1- 13				
0- 7	0- 0	0- 0	HOME	0- 0	0- 7	0- 7				
1- 6	0- 0	0- 0	AWAY	0- 0	1- 6	1- 6				
0- 0	0- 0	0- 0	NEUTRAL	0- 0	0- 0	0- 0				

RPI 1-25				RPI 26-50				RPI 51-100				RPI 101+ Team's RPI: 346			
RPI	S	Opponent	Score	RPI	S	Opponent	Score	RPI	S	Opponent	Score	RPI	S	Opponent	Score
								85	A	Wright St.	39 84	131	H	Milwaukee	59 84
								91	A	Kansas St.	51 99	147	H	Northern Ill.	59 80
								99	A	Western Ill.	54 71	149	A	Wichita St.	63 66
								99	H	Western Ill.	45 83	172	N	Oral Roberts	43 73
												173	H	Northwestern	36 63
												182	A	Pittsburgh	49 87
												191	H	Morehead St.	40 79
												209	A	New Mexico St.	59 74
												209	H	New Mexico St.	55 63
												210	A	CSU Bakersfield	49 63
												210	H	CSU Bakersfield	36 63
												217	A	Seattle U	60 72
												217	H	Seattle U	56 63
												240	A	Illinois	56 66
												249	A	Grand Canyon	36 64
												249	H	Grand Canyon	43 59
												279	A	UMKC	47 106
												279	H	UMKC	47 59
												296	H	Jackson St.	69 87
												298	A	Valparaiso	60 71
												304	H	Loyola Chicago	28 46
												308	A	UTRGV	44 81
												308	H	UTRGV	62 69
												322	A	Utah Valley	84 74
												322	H	Utah Valley	30 68
-----															
				LAST 12 Division I GAMES:											
				279	H	UMKC	47 59	249	H	Grand Canyon	43 59				
				308	H	UTRGV	62 69	210	H	CSU Bakersfield	36 63				
				209	H	New Mexico St.	55 63	308	A	UTRGV	44 81				
				279	A	UMKC	47 106	210	A	CSU Bakersfield	49 63				
				217	A	Seattle U	60 72	249	A	Grand Canyon	36 64				
				322	A	Utah Valley	84 74	322	H	Utah Valley	30 68				

Non-Div I Games:

Chicago St.

Average RPI Win:	193	WON-LOST	WINNING	LAST 10	STRENGTH OF	OPP. STRENGTH	TEAM	ADJ.	CONF.	ADJ CONF.
Average RPI Loss:	92	RECORD	PCT. RANK	GAMES	SCHEDULE	OF SCHEDULE	RPI	RPI	RPI	RPI
DIV. I ONLY	18- 12	113	6- 4	120	82	104	104	7	7	
DIV. I NON-CONF.	7- 5	132	0- 0	255	150	212	212	7	7	
-----										
TOTALS	RPI 1-25	RPI 26-50	W-L RECORDS	RPI 51-100	RPI 101-999	RPI 201+				
18- 12	0- 5	0- 1	OVERALL	3- 0	15- 6	7- 1				
11- 6	0- 2	0- 1	HOME	2- 0	9- 3	5- 0				
6- 5	0- 2	0- 0	AWAY	1- 0	5- 3	2- 1				
1- 1	0- 1	0- 0	NEUTRAL	0- 0	1- 0	0- 0				
7- 5	0- 1	0- 0	NON-CONFERENCE	1- 0	6- 4	6- 1				
6- 3	0- 1	0- 0	HOME	1- 0	5- 2	5- 0				
1- 2	0- 0	0- 0	AWAY	0- 0	1- 2	1- 1				
0- 0	0- 0	0- 0	NEUTRAL	0- 0	0- 0	0- 0				
11- 7	0- 4	0- 1	CONFERENCE	2- 0	9- 2	1- 0				
5- 3	0- 1	0- 1	HOME	1- 0	4- 1	0- 0				
5- 3	0- 2	0- 0	AWAY	1- 0	4- 1	1- 0				
1- 1	0- 1	0- 0	NEUTRAL	0- 0	1- 0	0- 0				

RPI 1-25				RPI 26-50				RPI 51-100				RPI 101+				Team's RPI: 104
RPI	S	Opponent	Score	RPI	S	Opponent	Score	RPI	S	Opponent	Score	RPI	S	Opponent	Score	
1	A	UConn	65 106	46	H	UCF	38 50	78	A	Houston	88 82	110	A	ETSU	77 87	
1	N	UConn	21 75					78	H	Houston	61 57	118	H	Saint Francis (PA)	73 77	
6	H	Ohio St.	76 87					81	H	Miami (OH)	73 62	122	H	Tulane	83 52	
14	A	South Fla.	65 84									149	A	Wichita St.	75 69	
14	H	South Fla.	46 69									182	H	Pittsburgh	46 66	
												185	A	Temple	70 52	
												185	H	Temple	80 72	
												192	H	Memphis	64 53	
												193	A	East Carolina	66 54	
												193	H	East Carolina	70 79	
												196	A	Tulsa	51 64	
												196	H	Tulsa	78 41	
												196	N	Tulsa	66 65	
												206	H	Bowling Green	75 51	
												214	A	SMU	58 40	
												228	A	Xavier	50 53	
												232	H	Southeast Mo. St.	65 52	
												269	H	Howard	87 53	
												282	A	Old Dominion	54 33	
												297	H	Southeastern La.	82 43	
												316	H	Eastern Ky.	64 53	
-----																
LAST 12 Division I GAMES:																
		1 N UConn	21 75			122 H Tulane	83 52									
		196 N Tulsa	66 65			149 A Wichita St.	75 69									
		78 H Houston	61 57			1 A UConn	65 106									
		14 A South Fla.	65 84			46 H UCF	38 50									
		185 A Temple	70 52			193 H East Carolina	70 79									
		196 H Tulsa	78 41			214 A SMU	58 40									

Non-Div I Games: Slippery Rock 85 52

Cincinnati

C  
l  
e  
m  
s  
o  
n

Through Games Of March 6, 2018											
Clemson		Average RPI Win: 240	WON-LOST RECORD	WINNING PCT. RANK	LAST 10 GAMES	STRENGTH OF SCHEDULE	OPP. STRENGTH OF SCHEDULE	TEAM RPI	ADJ. RPI	CONF. RPI	ADJ CONF. RPI
Average RPI Loss: 53											
DIV. I ONLY		11- 19	244	0- 10	55	62	164	164	1	1	
DIV. I NON-CONF.		10- 3	52	0- 0	194	284	95	95	1	1	
-----											
TOTALS		RPI 1-25	RPI 26-50		W-L RECORDS	RPI 51-100		RPI 101-999	RPI 201+		
11- 19		0- 8	0- 3		OVERALL	1- 4		10- 4	8- 0		
7- 8		0- 4	0- 1		HOME	0- 1		7- 2	6- 0		
3- 8		0- 3	0- 2		AWAY	1- 2		2- 1	1- 0		
1- 3		0- 1	0- 0		NEUTRAL	0- 1		1- 1	1- 0		
10- 3		0- 2	0- 0		NON-CONFERENCE	1- 0		9- 1	7- 0		
6- 1		0- 1	0- 0		HOME	0- 0		6- 0	5- 0		
3- 0		0- 0	0- 0		AWAY	1- 0		2- 0	1- 0		
1- 2		0- 1	0- 0		NEUTRAL	0- 0		1- 1	1- 0		
1- 16		0- 6	0- 3		CONFERENCE	0- 4		1- 3	1- 0		
1- 7		0- 3	0- 1		HOME	0- 1		1- 2	1- 0		
0- 8		0- 3	0- 2		AWAY	0- 2		0- 1	0- 0		
0- 1		0- 0	0- 0		NEUTRAL	0- 1		0- 0	0- 0		

RPI 1-25				RPI 26-50				RPI 51-100				RPI 101+ Team's RPI: 164			
RPI	S	Opponent	Score	RPI	S	Opponent	Score	RPI	S	Opponent	Score	RPI	S	Opponent	Score
2	A	Notre Dame	37 90	31	A	Virginia	41 70	59	A	Nebraska	67 66	105	H	Wake Forest	55 61
3	A	Louisville	46 65	35	A	Syracuse	51 86	67	A	Virginia Tech	45 53	115	A	North Carolina	52 59
8	A	Florida St.	43 91	50	H	Miami (FL)	60 72	68	A	Georgia Tech	33 66	123	A	Louisiana Tech	55 47
8	H	Florida St.	47 69					68	H	Georgia Tech	48 60	127	N	Central Ark.	47 53
11	H	South Carolina	36 66					68	N	Georgia Tech	52 61	162	H	Jacksonville St.	53 45
16	H	NC State	41 62									182	H	Pittsburgh	42 58
18	H	Duke	35 60									208	H	Boston College	65 61
19	N	Buffalo	41 61									236	H	Prairie View	64 58
LAST 12 Division I GAMES:															
68	N	Georgia Tech	52 61	68	H	Georgia Tech	48 60								
105	H	Wake Forest	55 61	182	H	Pittsburgh	42 58								
67	A	Virginia Tech	45 53	16	H	NC State	41 62								
8	A	Florida St.	43 91	35	A	Syracuse	51 86								
18	H	Duke	35 60	2	A	Notre Dame	37 90								
3	A	Louisville	46 65	208	H	Boston College	65 61								

Non-Div I Games:

Clemson

C  
l  
e  
m  
s  
o  
n

Average RPI		Win: 224	WON-LOST RECORD	WINNING PCT. RANK	LAST 10 GAMES	STRENGTH OF SCHEDULE	OPP. STRENGTH OF SCHEDULE	TEAM RPI	ADJ. RPI	CONF. RPI	ADJ. CONF. RPI
Loss: 96											
DIV. I ONLY		19- 11	97	6- 4	182	155	120	120	11	11	
DIV. I NON-CONF.		8- 3	65	0- 0	252	209	114	114	15	15	
TOTALS		RPI 1-25	RPI 26-50	W-L RECORDS		RPI 51-100	RPI 101-999	RPI 201+			
19- 11	1- 1		0- 1	OVERALL		2- 4	16- 5	12- 0			
10- 4	1- 0		0- 1	HOME		1- 1	8- 2	6- 0			
8- 5	0- 1		0- 0	AWAY		1- 2	7- 2	6- 0			
1- 2	0- 0		0- 0	NEUTRAL		0- 1	1- 1	0- 0			
8- 3	0- 0		0- 1	NON-CONFERENCE		0- 1	8- 1	6- 0			
4- 1	0- 0		0- 1	HOME		0- 0	4- 0	3- 0			
3- 1	0- 0		0- 0	AWAY		0- 1	3- 0	3- 0			
1- 1	0- 0		0- 0	NEUTRAL		0- 0	1- 1	0- 0			
11- 8	1- 1		0- 0	CONFERENCE		2- 3	8- 4	6- 0			
6- 3	1- 0		0- 0	HOME		1- 1	4- 2	3- 0			
5- 4	0- 1		0- 0	AWAY		1- 1	4- 2	3- 0			
0- 1	0- 0		0- 0	NEUTRAL		0- 1	0- 0	0- 0			

RPI 1-25				RPI 26-50				RPI 51-100				RPI 101+				Team's RPI: 120	
RPI	S	Opponent	Score	RPI	S	Opponent	Score	RPI	S	Opponent	Score	RPI	S	Opponent	Score		
23	A	Green Bay	43 69	38	H	Ball St.	64 76	80	A	IUPUI	56 94	101	H	Ohio	71 64		
23	H	Green Bay	71 60					80	H	IUPUI	64 77	119	N	Saint Louis	64 80		
								83	A	Toledo	56 65	131	A	Milwaukee	72 79		
								85	A	Wright St.	70 63	131	H	Milwaukee	63 69		
								85	H	Wright St.	71 70	141	A	Youngstown St.	69 76		
								85	N	Wright St.	61 83	141	H	Youngstown St.	52 66		
												169	N	Louisiana	54 45		
												189	A	Oakland	86 66		
												189	H	Oakland	70 62		
												202	H	Eastern Mich.	77 65		
												233	A	Niagara	70 61		
												242	A	Illinois St.	56 47		
												254	A	Northern Ky.	70 65		
												254	H	Northern Ky.	72 49		
												267	A	Bradley	67 65		
												309	H	Marshall	85 76		
												326	A	Detroit Mercy	90 76		
												326	H	Detroit Mercy	75 50		
												332	A	Ill.-Chicago	64 42		
												332	H	Ill.-Chicago	70 67		
												345	H	Eastern Ill.	77 69		
LAST 12 Division I GAMES:																	
				85	N	Wright St.	61 83	332	A	Ill.-Chicago	64 42						
				141	A	Youngstown St.	69 76	189	A	Oakland	86 66						
				85	A	Wright St.	70 63	326	A	Detroit Mercy	90 76						
				131	H	Milwaukee	63 69	254	H	Northern Ky.	72 49						
				23	H	Green Bay	71 60	85	H	Wright St.	71 70						
				80	A	IUPUI	56 94	141	H	Youngstown St.	52 66						

### Non-Div I Games:

Cleveland and St.

Average RPI Win:	248	WON-LOST	WINNING	LAST 10	STRENGTH OF	OPP. STRENGTH	TEAM	ADJ.	CONF.	ADJ CONF.
Average RPI Loss:	168	RECORD	PCT. RANK	GAMES	SCHEDULE	OF SCHEDULE	RPI	RPI	RPI	RPI
DIV. I ONLY	15- 13	154	6- 4	270	265	220	220	22	22	
DIV. I NON-CONF.	4- 5	202	0- 0	332	216	326	326	23	23	
-----										
TOTALS	RPI 1-25	RPI 26-50	W-L RECORDS	RPI 51-100	RPI 101-999	RPI 201+				
15- 13	0- 0	0- 1	OVERALL	0- 3	15- 9	10- 5				
11- 4	0- 0	0- 0	HOME	0- 1	11- 3	7- 3				
3- 6	0- 0	0- 0	AWAY	0- 1	3- 5	2- 1				
1- 3	0- 0	0- 1	NEUTRAL	0- 1	1- 1	1- 1				
4- 5	0- 0	0- 1	NON-CONFERENCE	0- 1	4- 3	4- 3				
4- 2	0- 0	0- 0	HOME	0- 0	4- 2	4- 2				
0- 0	0- 0	0- 0	AWAY	0- 0	0- 0	0- 0				
0- 3	0- 0	0- 1	NEUTRAL	0- 1	0- 1	0- 1				
11- 8	0- 0	0- 0	CONFERENCE	0- 2	11- 6	6- 2				
7- 2	0- 0	0- 0	HOME	0- 1	7- 1	3- 1				
3- 6	0- 0	0- 0	AWAY	0- 1	3- 5	2- 1				
1- 0	0- 0	0- 0	NEUTRAL	0- 0	1- 0	1- 0				

RPI 1-25	RPI 26-50	RPI 51-100	RPI 101+	Team's RPI: 220
RPI S Opponent Score	RPI S Opponent Score	RPI S Opponent Score	RPI S Opponent Score	
	35 N Syracuse 57 69	59 N Nebraska 47 55	137 A Texas St. 69 78	
		95 A Little Rock 44 53	137 H Texas St. 65 64	
		95 H Little Rock 49 51	167 A UT Arlington 63 65	
			167 H UT Arlington 89 76	
			168 A South Ala. 62 68	
			168 H South Ala. 71 56	
			169 A Louisiana 55 59	
			179 A Troy 97 92	
			179 H Troy 84 71	
			216 H UNCG 54 60	
			219 A Arkansas St. 73 65	
			219 H Arkansas St. 63 70	
			227 N North Texas 34 50	
			258 H UNCW 57 41	
			260 A Appalachian St. 66 51	
			260 H Appalachian St. 73 68	
			262 H Col. of Charleston 70 72	
			303 H Wofford 67 51	
			306 H Georgia St. 64 49	
			306 N Georgia St. 74 55	
			320 H N. C. Central 68 65	
			325 H Fort Wayne 67 58	
			327 H Ga. Southern 54 51	
			338 A La. -Monroe 56 62	
LAST 12 Division I GAMES:				
	306 N Georgia St. 74 55	260 H Appalachian St. 73 68		
	260 A Appalachian St. 66 51	167 A UT Arlington 63 65		
	219 A Arkansas St. 73 65	137 A Texas St. 69 78		
	95 A Little Rock 44 53	95 H Little Rock 49 51		
	168 H South Ala. 71 56	219 H Arkansas St. 63 70		
	179 H Troy 84 71	179 A Troy 97 92		

Non-Div I Games: Lees-McRae 73 47 Allen 93 49

Coastal Caro.

Loss, Non-Conf, S Site, H Home A Away N Neutral

Average RPI Win:	259	WON-LOST	WINNING	LAST 10	STRENGTH OF	OPP. STRENGTH	TEAM	ADJ.	CONF.	ADJ CONF.
Average RPI Loss:	133	RECORD	PCT. RANK	GAMES	SCHEDULE	OF SCHEDULE	RPI	RPI	RPI	RPI
DIV. I ONLY	6- 23	315	1- 9	122	146	262	262	10	10	
DIV. I NON-CONF.	4- 7	226	0- 0	177	166	223	223	12	12	
-----										
TOTALS	RPI 1-25	RPI 26-50	W-L RECORDS	RPI 51-100	RPI 101-999	RPI 201+				
6- 23	0- 2	0- 4	OVERALL	0- 3	6- 14	6- 6				
2- 12	0- 0	0- 2	HOME	0- 1	2- 9	2- 5				
4- 11	0- 2	0- 2	AWAY	0- 2	4- 5	4- 1				
0- 0	0- 0	0- 0	NEUTRAL	0- 0	0- 0	0- 0				
4- 7	0- 2	0- 0	NON-CONFERENCE	0- 1	4- 4	4- 2				
2- 3	0- 0	0- 0	HOME	0- 0	2- 3	2- 2				
2- 4	0- 2	0- 0	AWAY	0- 1	2- 1	2- 0				
0- 0	0- 0	0- 0	NEUTRAL	0- 0	0- 0	0- 0				
2- 16	0- 0	0- 4	CONFERENCE	0- 2	2- 10	2- 4				
0- 9	0- 0	0- 2	HOME	0- 1	0- 6	0- 3				
2- 7	0- 0	0- 2	AWAY	0- 1	2- 4	2- 1				
0- 0	0- 0	0- 0	NEUTRAL	0- 0	0- 0	0- 0				

RPI 1-25				RPI 26-50				RPI 51-100				RPI 101+ Team's RPI: 262			
RPI	S	Opponent	Score	RPI	S	Opponent	Score	RPI	S	Opponent	Score	RPI	S	Opponent	Score
11	A	South Carolina	43 69	44	A	Drexel	57 71	63	A	James Madison	53 67	105	H	Wake Forest	40 77
21	A	Central Mich.	58 79	44	H	Drexel	53 80	63	H	James Madison	45 67	116	A	Delaware	51 79
				45	A	Elon	44 97	66	A	Michigan St.	43 107	116	H	Delaware	59 68
				45	H	Elon	55 77					138	A	Northeastern	37 59
												138	H	Northeastern	48 67
												157	A	William & Mary	66 79
												157	H	William & Mary	54 68
												190	A	Furman	58 72
												220	A	Coastal Caro.	72 70
												241	A	North Florida	73 69
												243	A	Hofstra	60 65
												243	H	Hofstra	60 75
												255	H	Campbell	45 53
												258	A	UNCW	72 63
												258	H	UNCW	60 76
												260	H	Appalachian St.	70 76
												261	H	Lipscomb	85 69
												272	A	Towson	80 67
												272	H	Towson	58 83
												303	H	Wofford	59 51
-----															
LAST 12 Division I GAMES:															
				44	A	Drexel	57 71	44	H	Drexel	53 80				
				138	H	Northeastern	48 67	45	H	Elon	55 77				
				258	H	UNCW	60 76	63	A	James Madison	53 67				
				116	A	Delaware	51 79	157	A	William & Mary	66 79				
				45	A	Elon	44 97	272	H	Towson	58 83				
				258	A	UNCW	72 63	63	H	James Madison	45 67				

Non-Div I Games:

Col. of Charleston

■ Loss, 
 ■ Non-Conf, 
 ■ S Site, 
 ■ Home 
 ■ Away 
 N Neutral

Average RPI Win: 264		WON-LOST RECORD	WINNING PCT. RANK	LAST 10 GAMES	STRENGTH OF SCHEDULE	OPP. STRENGTH OF SCHEDULE	TEAM RPI	ADJ. RPI	CONF. RPI	ADJ CONF. RPI
Average RPI Loss: 161										
DIV. I ONLY		7- 23	305	3- 7	205	221	287	287	15	15
DIV. I NON-CONF.		4- 7	226	0- 0	278	300	254	254	18	18
TOTALS		RPI 1-25	RPI 26-50	W-L RECORDS		RPI 51-100	RPI 101-999	RPI 201+		
7- 23	0- 0		0- 1	OVERALL		0- 7	7- 15	7- 10		
3- 10	0- 0		0- 0	HOME		0- 3	3- 7	3- 4		
4- 13	0- 0		0- 1	AWAY		0- 4	4- 8	4- 6		
0- 0	0- 0		0- 0	NEUTRAL		0- 0	0- 0	0- 0		
4- 7	0- 0		0- 1	NON-CONFERENCE		0- 1	4- 5	4- 2		
1- 3	0- 0		0- 0	HOME		0- 0	1- 3	1- 1		
3- 4	0- 0		0- 1	AWAY		0- 1	3- 2	3- 1		
0- 0	0- 0		0- 0	NEUTRAL		0- 0	0- 0	0- 0		
3- 16	0- 0		0- 0	CONFERENCE		0- 6	3- 10	3- 8		
2- 7	0- 0		0- 0	HOME		0- 3	2- 4	2- 3		
1- 9	0- 0		0- 0	AWAY		0- 3	1- 6	1- 5		
0- 0	0- 0		0- 0	NEUTRAL		0- 0	0- 0	0- 0		

RPI 1-25				RPI 26-50				RPI 51-100				RPI 101+				Team's RPI: 287	
RPI	S	Opponent	Score	RPI	S	Opponent	Score	RPI	S	Opponent	Score	RPI	S	Opponent	Score		
				35	A	Syracuse	39 79	54	A	Arizona St.	54 65	125	A	Yale	56 82		
								55	A	American	44 67	152	A	Army West Point	49 69		
								55	H	American	55 77	152	H	Army West Point	54 62		
								76	A	Navy	54 70	170	H	Brown	73 83		
								76	H	Navy	42 69	197	H	Siena	70 73		
								89	A	Bucknell	57 77	207	A	Lehigh	54 48		
								89	H	Bucknell	42 63	207	H	Lehigh	51 59		
												231	A	Boston U.	64 66		
												231	H	Boston U.	49 62		
												233	H	Niagara	44 81		
												234	A	Loyola Maryland	55 70		
												234	H	Loyola Maryland	71 60		
												235	A	Lafayette	48 63		
												235	H	Lafayette	60 55		
												238	A	Holy Cross	52 61		
												238	A	Holy Cross	47 66		
												238	H	Holy Cross	64 71		
												264	A	Cornell	74 70		
												272	A	Towson	65 61		
												285	A	Canisius	70 63		
												286	A	Fairleigh Dickinson	51 61		
												348	H	UMass Lowell	84 64		
LAST 12 Division I GAMES:																	
				238	A	Holy Cross	47 66	89	H	Bucknell	42 63						
				235	H	Lafayette	60 55	231	A	Boston U.	64 66						
				238	A	Holy Cross	52 61	76	H	Navy	42 69						
				152	A	Army West Point	49 69	55	A	American	44 67						
				234	H	Loyola Maryland	71 60	152	H	Army West Point	54 62						
				207	A	Lehigh	54 48	234	A	Loyola Maryland	55 70						

### Non-Div I Games:

Col gate





Average RPI Win:	204	WON-LOST	WINNING	LAST 10	STRENGTH OF	OPP. STRENGTH	TEAM	ADJ.	CONF.	ADJ CONF.
Average RPI Loss:	113	RECORD	PCT. RANK	GAMES	SCHEDULE	OF SCHEDULE	RPI	RPI	RPI	RPI
DIV. I ONLY	19- 10	89	7- 3	141	147	103	103	16	16	
DIV. I NON-CONF.	7- 3	74	0- 0	78	206	92	92	14	14	
-----										
TOTALS	RPI 1-25	RPI 26-50	W-L RECORDS	RPI 51-100	RPI 101-999	RPI 201+				
19- 10	0- 0	2- 1	OVERALL	2- 3	15- 6	10- 0				
11- 6	0- 0	1- 1	HOME	1- 1	9- 4	7- 0				
7- 4	0- 0	1- 0	AWAY	1- 2	5- 2	3- 0				
1- 0	0- 0	0- 0	NEUTRAL	0- 0	1- 0	0- 0				
7- 3	0- 0	2- 1	NON-CONFERENCE	0- 0	5- 2	3- 0				
5- 3	0- 0	1- 1	HOME	0- 0	4- 2	3- 0				
2- 0	0- 0	1- 0	AWAY	0- 0	1- 0	0- 0				
0- 0	0- 0	0- 0	NEUTRAL	0- 0	0- 0	0- 0				
12- 7	0- 0	0- 0	CONFERENCE	2- 3	10- 4	7- 0				
6- 3	0- 0	0- 0	HOME	1- 1	5- 2	4- 0				
5- 4	0- 0	0- 0	AWAY	1- 2	4- 2	3- 0				
1- 0	0- 0	0- 0	NEUTRAL	0- 0	1- 0	0- 0				

RPI 1-25	RPI 26-50	RPI 51-100	RPI 101+	Team's RPI: 103
RPI S Opponent Score	RPI S Opponent Score	RPI S Opponent Score	RPI S Opponent Score	
	32 H Gonzaga 65 49	69 A Wyoming 64 53	133 A Boise St. 49 55	
	34 H Oklahoma 46 78	69 H Wyoming 49 53	133 H Boise St. 58 62	
	36 A Northern Colo. 55 44	87 A New Mexico 48 54	142 A Fresno St. 45 56	
		87 H New Mexico 74 71	142 H Fresno St. 64 75	
		92 A UNLV 52 56	142 N Fresno St. 71 55	
			143 H Colorado 67 70	
			151 H Idaho 69 83	
			155 H BYU 56 54	
			177 A Denver 61 56	
			180 A Nevada 65 59	
			180 H Nevada 75 64	
			236 H Prairie View 71 59	
			270 H Morgan St. 60 44	
			271 A San Diego St. 65 63	
			271 H San Diego St. 72 43	
			280 A San Jose St. 73 66	
			280 H San Jose St. 63 48	
			288 A Air Force 40 39	
			288 H Air Force 61 50	
			314 H Utah St. 56 45	
			320 H N. C. Central 85 48	
LAST 12 Division I GAMES:				
	142 N Fresno St. 71 55	288 H Air Force 61 50		
	87 A New Mexico 48 54	180 A Nevada 65 59		
	180 H Nevada 75 64	69 A Wyoming 64 53		
	133 A Boise St. 49 55	87 H New Mexico 74 71		
	142 H Fresno St. 64 75	271 H San Diego St. 72 43		
	280 A San Jose St. 73 66	92 A UNLV 52 56		

Non-Div I Games: Eastern N.M. 75 35

Colorado St.

Average RPI	Win: 229	WON-LOST	WINNING	LAST 10	STRENGTH OF	OPP. STRENGTH	TEAM	ADJ.	CONF.	ADJ CONF.
Average RPI	Loss: 105	RECORD	PCT. RANK	GAMES	SCHEDULE	OF SCHEDULE	RPI	RPI	RPI	RPI
DIV. I ONLY	8- 21	279	1- 9	81	119	212	212	9	9	
DIV. I NON-CONF.	6- 9	214	0- 0	136	170	186	186	9	9	
-----										
TOTALS	RPI 1-25	RPI 26-50	W-L RECORDS	RPI 51-100	RPI 101-999	RPI 201+				
8- 21	0- 3	0- 2	OVERALL	0- 6	8- 10	6- 2				
3- 9	0- 1	0- 1	HOME	0- 2	3- 5	2- 1				
5- 9	0- 0	0- 1	AWAY	0- 3	5- 5	4- 1				
0- 3	0- 2	0- 0	NEUTRAL	0- 1	0- 0	0- 0				
6- 9	0- 3	0- 0	NON-CONFERENCE	0- 2	6- 4	5- 1				
3- 2	0- 1	0- 0	HOME	0- 0	3- 1	2- 0				
3- 4	0- 0	0- 0	AWAY	0- 1	3- 3	3- 1				
0- 3	0- 2	0- 0	NEUTRAL	0- 1	0- 0	0- 0				
2- 12	0- 0	0- 2	CONFERENCE	0- 4	2- 6	1- 1				
0- 7	0- 0	0- 1	HOME	0- 2	0- 4	0- 1				
2- 5	0- 0	0- 1	AWAY	0- 2	2- 2	1- 0				
0- 0	0- 0	0- 0	NEUTRAL	0- 0	0- 0	0- 0				

RPI 1-25				RPI 26-50				RPI 51-100				RPI 101+ Team's RPI: 212			
RPI	S	Opponent	Score	RPI	S	Opponent	Score	RPI	S	Opponent	Score	RPI	S	Opponent	Score
5	N	Mississippi St.	54 90	30	A	Princeton	47 69	52	A	Harvard	67 85	106	A	Rice	44 67
19	H	Buffalo	63 65	30	H	Princeton	46 74	52	H	Harvard	59 78	117	A	Dartmouth	65 88
23	N	Green Bay	43 61					54	N	Arizona St.	48 72	117	H	Dartmouth	77 88
								62	A	Penn	51 70	118	H	Saint Francis (PA)	94 81
								62	H	Penn	39 75	125	A	Yale	59 66
								78	A	Houston	53 77	125	H	Yale	50 73
												170	A	Brown	90 74
												170	H	Brown	80 84
												178	A	Hampton	58 60
												195	H	Richmond	79 85
												208	H	Boston College	68 60
												215	A	Providence	73 64
												243	H	Hofstra	75 53
												264	A	Cornell	72 54
												264	H	Cornell	47 57
												293	A	Vermont	73 66
												323	A	UMBC	60 44
												348	A	UMass Lowell	70 77
-----															
LAST 12 Division I GAMES:															
52	H	Harvard	59 78	170	H	Brown	80 84								
117	H	Dartmouth	77 88	125	H	Yale	50 73								
125	A	Yale	59 66	117	A	Dartmouth	65 88								
170	A	Brown	90 74	52	A	Harvard	67 85								
30	H	Princeton	46 74	264	A	Cornell	72 54								
62	H	Penn	39 75	264	H	Cornell	47 57								

Non-Div I Games:

Columbi a

Average RPI Win:	304	WON-LOST	WINNING	LAST 10	STRENGTH OF	OPP. STRENGTH	TEAM	ADJ.	CONF.	ADJ CONF.
Average RPI Loss:	191	RECORD	PCT. RANK	GAMES	SCHEDULE	OF SCHEDULE	RPI	RPI	RPI	RPI
DIV. I ONLY	6- 23	315	1- 9	195	333	321	321	30	30	
DIV. I NON-CONF.	1- 11	331	0- 0	105	147	294	294	30	30	
-----										
TOTALS	RPI 1-25	RPI 26-50	W-L RECORDS	RPI 51-100	RPI 101-999	RPI 201+				
6- 23	0- 3	0- 0	OVERALL	0- 1	6- 19	6- 11				
6- 4	0- 1	0- 0	HOME	0- 0	6- 3	6- 1				
0- 16	0- 0	0- 0	AWAY	0- 0	0- 5	0- 5				
0- 3	0- 1	0- 0	NEUTRAL	0- 0	0- 2	0- 2				
1- 11	0- 3	0- 0	NON-CONFERENCE	0- 1	1- 7	1- 4				
1- 1	0- 1	0- 0	HOME	0- 0	1- 0	1- 0				
0- 8	0- 1	0- 0	AWAY	0- 1	0- 6	0- 3				
0- 2	0- 1	0- 0	NEUTRAL	0- 0	0- 1	0- 1				
5- 12	0- 0	0- 0	CONFERENCE	0- 0	5- 12	5- 7				
5- 3	0- 0	0- 0	HOME	0- 0	5- 3	5- 1				
0- 8	0- 0	0- 0	AWAY	0- 0	0- 8	0- 5				
0- 1	0- 0	0- 0	NEUTRAL	0- 0	0- 1	0- 1				

RPI	S	Opponent	Score	RPI	S	Opponent	Score	RPI	S	Opponent	Score	RPI	S	Opponent	Score	Team's RPI: 321
4	A	Baylor	54 100					64	A	West Virginia	43 101	102	A	Middle Tenn.	39 69	
17	H	Maryland	49 113									114	A	SFA	59 72	
24	N	Missouri	50 73									124	A	Bethune-Cookman	38 64	
												124	H	Bethune-Cookman	63 75	
												154	A	Charlotte	49 78	
												165	A	N. C. A&T	63 64	
												178	A	Hampton	35 67	
												178	H	Hampton	48 83	
												213	A	Norfolk St.	57 71	
												262	N	Manhattan	56 74	
												268	H	UMES	69 63	
												269	H	Howard	69 87	
												270	A	Morgan St.	59 73	
												270	H	Morgan St.	55 53	
												270	N	Morgan St.	51 58	
												281	A	VCU	47 62	
												282	A	Old Dominion	67 75	
												291	H	Mt. St. Mary's	68 54	
												318	A	South Carolina St.	65 67	
												318	H	South Carolina St.	56 39	
												320	A	N. C. Central	52 60	
												324	A	Charleston So.	58 72	
												333	A	Delaware St.	66 70	
												337	H	Florida A&M	62 56	
												340	H	Savannah St.	66 57	
LAST 12 Division I GAMES:																
270	N	Morgan St.	51 58	318	A	South Carolina St.	65 67									
269	H	Howard	69 87	124	A	Bethune-Cookman	38 64									
270	A	Morgan St.	59 73	178	A	Hampton	35 67									
333	A	Delaware St.	66 70	268	H	UMES	69 63									
124	H	Bethune-Cookman	63 75	318	H	South Carolina St.	56 39									
178	H	Hampton	48 83	270	H	Morgan St.	55 53									

Non-Div I Games:

Coppin St.

Loss, 
Non-Conf, S Site, 
H Home
A Away 
N Neutral

Average RPI Win: 237	WON-LOST RECORD	WINNING PCT. RANK	LAST 10 GAMES	STRENGTH OF SCHEDULE	OPP. STRENGTH OF SCHEDULE	TEAM RPI	ADJ. RPI	CONF. RPI	ADJ CONF. RPI
Average RPI Loss: 137									
DIV. I ONLY	7- 20	293	2- 8	179	145	264	264	9	9
DIV. I NON-CONF.	4- 9	249	0- 0	322	303	304	304	9	9
-----									
TOTALS	RPI 1-25	RPI 26-50	W-L RECORDS	RPI 51-100	RPI 101-999	RPI 201+			
7- 20	0- 0	0- 3	OVERALL	0- 4	7- 13	4- 5			
3- 10	0- 0	0- 1	HOME	0- 2	3- 7	0- 4			
4- 10	0- 0	0- 2	AWAY	0- 2	4- 6	4- 1			
0- 0	0- 0	0- 0	NEUTRAL	0- 0	0- 0	0- 0			
4- 9	0- 0	0- 1	NON-CONFERENCE	0- 0	4- 8	3- 4			
1- 5	0- 0	0- 0	HOME	0- 0	1- 5	0- 3			
3- 4	0- 0	0- 1	AWAY	0- 0	3- 3	3- 1			
0- 0	0- 0	0- 0	NEUTRAL	0- 0	0- 0	0- 0			
3- 11	0- 0	0- 2	CONFERENCE	0- 4	3- 5	1- 1			
2- 5	0- 0	0- 1	HOME	0- 2	2- 2	0- 1			
1- 6	0- 0	0- 1	AWAY	0- 2	1- 3	1- 0			
0- 0	0- 0	0- 0	NEUTRAL	0- 0	0- 0	0- 0			

RPI S Opponent	Score	RPI S Opponent	Score	RPI S Opponent	Score	RPI S Opponent	Score	Team's RPI: 264
30 A Princeton	54 75	52 A Harvard	58 80	117 A Dartmouth	40 55			
30 H Princeton	40 72	52 H Harvard	57 91	117 H Dartmouth	51 49			
44 A Drexel	39 61	62 A Penn	48 68	125 A Yale	56 69			
		62 H Penn	39 53	125 H Yale	55 65			
				156 H Binghamton	58 66			
				170 A Brown	59 85			
				170 H Brown	70 68			
				174 A New Hampshire	45 48			
				182 A Pittsburgh	39 51			
				187 H Stony Brook	48 40			
				189 H Oakland	77 79			
				207 H Lehigh	57 62			
				212 A Col umbi a	57 47			
				212 H Col umbi a	54 72			
				234 A Loyol a Maryl and	63 78			
				235 H Lafayette	58 59			
				285 A Cani si us	67 59			
				287 H Col gate	70 74			
				339 A NJIT	61 46			
				348 A UMass Lowell	71 53			
LAST 12 Division I GAMES:								
117 H Dartmouth	51 49	125 H Yale	55 65					
52 H Harvard	57 91	170 H Brown	70 68					
170 A Brown	59 85	52 A Harvard	58 80					
125 A Yale	56 69	117 A Dartmouth	40 55					
62 H Penn	39 53	212 H Col umbi a	54 72					
30 H Princeton	40 72	212 A Col umbi a	57 47					

Non-Div I Games:

Cornell

Creighton				Through Games Of March 6, 2018							
Average RPI	Win:	124	WON-LOST	WINNING	LAST 10	STRENGTH OF	OPP. STRENGTH	TEAM	ADJ.	CONF.	ADJ CONF.
Average RPI	Loss:	58	RECORD	PCT. RANK	GAMES	SCHEDULE	OF SCHEDULE	RPI	RPI	RPI	RPI
DIV. I ONLY		18- 12	113	6- 4	29	34	48	48	6	6	
DIV. I NON-CONF.		6- 4	122	0- 0	13	13	39	39	6	6	
-----											
TOTALS	RPI 1-25		RPI 26-50		W-L RECORDS	RPI 51-100		RPI 101-999		RPI 201+	
18- 12	1- 6		2- 1		OVERALL	5- 3		10- 2		5- 0	
10- 3	0- 3		2- 0		HOME	2- 0		6- 0		2- 0	
7- 6	1- 1		0- 1		AWAY	2- 3		4- 1		3- 0	
1- 3	0- 2		0- 0		NEUTRAL	1- 0		0- 1		0- 0	
6- 4	0- 2		1- 0		NON-CONFERENCE	2- 1		3- 1		1- 0	
3- 1	0- 1		1- 0		HOME	0- 0		2- 0		0- 0	
3- 1	0- 0		0- 0		AWAY	2- 1		1- 0		1- 0	
0- 2	0- 1		0- 0		NEUTRAL	0- 0		0- 1		0- 0	
12- 8	1- 4		1- 1		CONFERENCE	3- 2		7- 1		4- 0	
7- 2	0- 2		1- 0		HOME	2- 0		4- 0		2- 0	
4- 5	1- 1		0- 1		AWAY	0- 2		3- 1		2- 0	
1- 1	0- 1		0- 0		NEUTRAL	1- 0		0- 0		0- 0	

RPI 1-25				RPI 26-50				Team's RPI: 48				RPI 51-100				RPI 101+			
RPI	S	Opponent	Score	RPI	S	Opponent	Score					RPI	S	Opponent	Score	RPI	S	Opponent	Score
8	H	Florida St.	82 92	27	H	South Dakota St.	72 65					59	A	Nebraska	64 49	121	A	Seton Hall	68 51
10	N	UCLA	63 72	29	A	Villanova	48 55					60	A	South Dakota	68 73	121	H	Seton Hall	81 64
20	A	DePaul	67 77	29	H	Villanova	69 54					71	A	Drake	108 100	128	A	Butler	53 59
20	H	DePaul	54 82									72	A	St. John's (NY)	65 72	128	H	Butler	64 55
25	A	Marquette	74 73									72	H	St. John's (NY)	53 39	135	H	UNI	89 78
25	H	Marquette	77 92									72	N	St. John's (NY)	66 58	149	H	Wichita St.	66 61
25	N	Marquette	70 76									97	A	Georgetown	67 70	201	N	Washington	64 67
												97	H	Georgetown	69 58	215	A	Providence	87 84
																215	H	Providence	73 56
																228	A	Xavier	71 64
																228	H	Xavier	65 54
																244	A	Omaha	72 51
-----																			
LAST 12 Division I GAMES:																			
25	N	Marquette	70 76	215	A	Providence	87 84												
72	N	St. John's (NY)	66 58	25	A	Marquette	74 73												
29	A	Villanova	48 55	20	A	DePaul	67 77												
97	A	Georgetown	67 70	121	H	Seton Hall	81 64												
128	H	Butler	64 55	72	H	St. John's (NY)	53 39												
228	H	Xavier	65 54	228	A	Xavier	71 64												

Non-Div I Games:

Creighton

Average RPI Win:	206	WON-LOST	WINNING	LAST 10	STRENGTH OF	OPP. STRENGTH	TEAM	ADJ.	CONF.	ADJ CONF.
Average RPI Loss:	91	RECORD	PCT. RANK	GAMES	SCHEDULE	OF SCHEDULE	RPI	RPI	RPI	RPI
DIV. I ONLY	15- 12	136	5- 5	119	116	117	117	9	9	
DIV. I NON-CONF.	8- 5	111	0- 0	207	194	118	118	9	9	
-----										
TOTALS	RPI 1-25	RPI 26-50	W-L RECORDS	RPI 51-100	RPI 101-999	RPI 201+				
15- 12	0- 1	0- 2	OVERALL	1- 5	14- 4	8- 1				
9- 4	0- 0	0- 1	HOME	1- 2	8- 1	6- 0				
6- 8	0- 1	0- 1	AWAY	0- 3	6- 3	2- 1				
0- 0	0- 0	0- 0	NEUTRAL	0- 0	0- 0	0- 0				
8- 5	0- 1	0- 0	NON-CONFERENCE	0- 2	8- 2	5- 0				
5- 1	0- 0	0- 0	HOME	0- 1	5- 0	4- 0				
3- 4	0- 1	0- 0	AWAY	0- 1	3- 2	1- 0				
0- 0	0- 0	0- 0	NEUTRAL	0- 0	0- 0	0- 0				
7- 7	0- 0	0- 2	CONFERENCE	1- 3	6- 2	3- 1				
4- 3	0- 0	0- 1	HOME	1- 1	3- 1	2- 0				
3- 4	0- 0	0- 1	AWAY	0- 2	3- 1	1- 1				
0- 0	0- 0	0- 0	NEUTRAL	0- 0	0- 0	0- 0				

RPI 1-25				RPI 26-50				RPI 51-100				RPI 101+ Team's RPI: 117			
RPI	S	Opponent	Score	RPI	S	Opponent	Score	RPI	S	Opponent	Score	RPI	S	Opponent	Score
6	A	Ohio St.	70 103	30	A	Princeton	63 82	52	A	Harvard	65 76	125	A	Yale	64 62
				30	H	Princeton	67 79	52	H	Harvard	63 56	125	H	Yale	39 57
								62	A	Penn	47 65	143	A	Colorado	81 75
								62	H	Penn	50 79	152	A	Army West Point	56 71
								74	H	Maine	51 64	156	A	Binghamton	64 80
								82	A	Albany (NY)	61 76	158	A	Marist	60 51
												170	A	Brown	77 60
												170	H	Brown	78 73
												174	H	New Hampshire	57 49
												208	H	Boston College	68 57
												212	A	Columbia	88 77
												212	H	Columbia	88 65
												238	A	Holy Cross	76 74
												264	A	Cornell	49 51
												264	H	Cornell	55 40
												293	H	Vermont	66 56
												334	H	Rhode Island	70 54
												339	H	NJIT	81 50
-----															
LAST 12 Division I GAMES:															
264	A	Cornell	49 51	30	A	Princeton	63 82	264	A	Princeton	63 82	264	A	Princeton	63 82
212	A	Columbia	88 77	62	A	Penn	47 65	62	A	Penn	47 65	62	A	Penn	47 65
62	H	Penn	50 79	212	H	Columbia	88 65	212	H	Columbia	88 65	212	H	Columbia	88 65
30	H	Princeton	67 79	264	H	Cornell	55 40	264	H	Cornell	55 40	264	H	Cornell	55 40
170	A	Brown	77 60	125	H	Yale	39 57	125	H	Yale	39 57	125	H	Yale	39 57
125	A	Yale	64 62	170	H	Brown	78 73	170	H	Brown	78 73	170	H	Brown	78 73

Non-Div I Games:

Dartmouth

Average RPI Win:	255	WON-LOST	WINNING	LAST 10	STRENGTH OF	OPP. STRENGTH	TEAM	ADJ.	CONF.	ADJ CONF.
Average RPI Loss:	108	RECORD	PCT. RANK	GAMES	SCHEDULE	OF SCHEDULE	RPI	RPI	RPI	RPI
DIV. I ONLY	12- 18	229	4- 6	129	163	184	184	13	13	
DIV. I NON-CONF.	5- 8	220	0- 0	63	165	135	135	10	10	
-----										
TOTALS	RPI 1-25	RPI 26-50	W-L RECORDS	RPI 51-100	RPI 101-999	RPI 201+				
12- 18	0- 1	0- 5	OVERALL	0- 4	12- 8	9- 2				
5- 8	0- 0	0- 3	HOME	0- 3	5- 2	4- 1				
7- 10	0- 1	0- 2	AWAY	0- 1	7- 6	5- 1				
0- 0	0- 0	0- 0	NEUTRAL	0- 0	0- 0	0- 0				
5- 8	0- 1	0- 4	NON-CONFERENCE	0- 0	5- 3	3- 1				
2- 3	0- 0	0- 2	HOME	0- 0	2- 1	1- 1				
3- 5	0- 1	0- 2	AWAY	0- 0	3- 2	2- 0				
0- 0	0- 0	0- 0	NEUTRAL	0- 0	0- 0	0- 0				
7- 10	0- 0	0- 1	CONFERENCE	0- 4	7- 5	6- 1				
3- 5	0- 0	0- 1	HOME	0- 3	3- 1	3- 0				
4- 5	0- 0	0- 0	AWAY	0- 1	4- 4	3- 1				
0- 0	0- 0	0- 0	NEUTRAL	0- 0	0- 0	0- 0				

RPI 1-25				RPI 26-50				RPI 51-100				RPI 101+				Team's RPI: 184
RPI	S	Opponent	Score	RPI	S	Opponent	Score	RPI	S	Opponent	Score	RPI	S	Opponent	Score	
16	A	NC State	49 <b>73</b>	30	H	Princeton	57 <b>63</b>	73	H	Duquesne	54 <b>79</b>	109	A	George Mason	61 <b>74</b>	
				33	H	Dayton	68 <b>85</b>	75	H	George Washington	48 <b>53</b>	119	A	Saint Louis	72 <b>88</b>	
				45	H	Elon	58 <b>75</b>	84	A	Fordham	58 <b>66</b>	134	H	Saint Joseph's	62 <b>64</b>	
				46	A	UCF	54 <b>62</b>	84	H	Fordham	45 <b>58</b>	154	H	Charlotte	68 <b>66</b>	
				47	A	Mercer	54 <b>69</b>					157	A	William & Mary	55 <b>73</b>	
												190	A	Furman	62 <b>65</b>	
												194	A	High Point	82 <b>74</b>	
												195	A	Richmond	53 <b>62</b>	
												195	A	Richmond	68 <b>65</b>	
												224	H	UNC Asheville	58 <b>50</b>	
												229	H	Gardner-Webb	65 <b>70</b>	
												247	A	La Salle	58 <b>51</b>	
												257	A	St. Bonaventure	75 <b>68</b>	
												260	A	Appalachian St.	59 <b>57</b>	
												276	A	Massachusetts	68 <b>70</b>	
												276	H	Massachusetts	87 <b>81</b>	
												281	H	VCU	69 <b>63</b>	
												306	A	Western Caro.	70 <b>57</b>	
												334	A	Rhode Island	79 <b>67</b>	
												334	H	Rhode Island	77 <b>67</b>	
-----																
LAST 12 Division I GAMES:																
				195	A	Richmond	53 <b>62</b>	119	A	Saint Louis	72 <b>88</b>					
				281	H	VCU	69 <b>63</b>	334	A	Rhode Island	79 <b>67</b>					
				247	A	La Salle	58 <b>51</b>	33	H	Dayton	68 <b>85</b>					
				276	A	Massachusetts	68 <b>70</b>	276	H	Massachusetts	87 <b>81</b>					
				134	H	Saint Joseph's	62 <b>64</b>	257	A	St. Bonaventure	75 <b>68</b>					
				84	H	Fordham	45 <b>58</b>	75	H	George Washington	48 <b>53</b>					

Non-Div I Games:

Davidson

Average RPI Win: 171

Average RPI Loss: 59

WON-LOST  
RECORDWINNING  
PCT. RANKLAST 10  
GAMESSTRENGTH OF  
SCHEDULEOPP. STRENGTH  
OF SCHEDULETEAM  
RPIADJ.  
RPICONF.  
RPIADJ CONF.  
RPIDIV. I ONLY  
DIV. I NON-CONF.23- 6  
7- 429  
1028- 2  
0- 086  
5097  
5433  
6633  
6613  
1013  
10

TOTALS

RPI 1-25

RPI 26-50

W-L RECORDS

RPI 51-100

RPI 101-999

RPI 201+

23- 6

0- 2

1- 1

OVERALL

7- 2

15- 1

8- 0

12- 1

0- 1

1- 0

HOME

4- 0

7- 0

5- 0

7- 3

0- 0

0- 1

AWAY

2- 1

5- 1

2- 0

4- 2

0- 1

0- 0

NEUTRAL

1- 1

3- 0

1- 0

7- 4

0- 2

1- 1

NON-CONFERENCE

2- 1

4- 0

3- 0

4- 1

0- 1

1- 0

HOME

1- 0

2- 0

2- 0

0- 2

0- 0

0- 1

AWAY

0- 1

0- 0

0- 0

3- 1

0- 1

0- 0

NEUTRAL

1- 0

2- 0

1- 0

16- 2

0- 0

0- 0

CONFERENCE

5- 1

11- 1

5- 0

8- 0

0- 0

0- 0

HOME

3- 0

5- 0

3- 0

7- 1

0- 0

0- 0

AWAY

2- 0

5- 1

2- 0

1- 1

0- 0

0- 0

NEUTRAL

0- 1

1- 0

0- 0

RPI 1-25

RPI 26-50

Team's RPI: 33

RPI 51-100

RPI 101+

RPI	S	Opponent	Score
14	N	South Fla.	87 93
23	H	Green Bay	64 75

RPI	S	Opponent	Score
31	H	Virginia	61 46
37	A	Quinnipiac	66 72

RPI	S	Opponent	Score
52	N	Harvard	72 66
63	H	James Madison	82 54
73	H	Duquesne	79 70
75	A	George Washington	57 53
75	H	George Washington	66 55
75	N	George Washington	53 58
83	A	Tolledo	50 68
84	A	Fordham	63 62
84	H	Fordham	79 54

RPI	S	Opponent	Score
109	H	George Mason	71 66
119	A	Saint Louis	72 85
119	H	Saint Louis	101 76
122	N	Tulane	71 65
134	A	Saint Joseph's	65 59
184	A	Davidson	85 68
195	A	Richmond	66 59
195	N	Richmond	67 58
247	A	La Salle	76 47
257	H	St. Bonaventure	80 59
270	H	Morgan St.	88 52
276	A	Massachusetts	78 49
281	H	VCU	74 64
331	H	Ark.-Pine Bluff	81 43
334	H	Rhode Island	116 58
341	N	Mississippi Val.	65 46

LAST 12 Division I GAMES:

75	N	George Washington	53 58	276	A	Massachusetts	78 49
195	N	Richmond	67 58	281	H	VCU	74 64
119	A	Saint Louis	72 85	73	H	Duquesne	79 70
109	H	George Mason	71 66	184	A	Davidson	85 68
84	H	Fordham	79 54	195	A	Richmond	66 59
75	A	George Washington	57 53	75	H	George Washington	66 55

Dayton

Dayton

Non-Div I Games:

Dayton

Loss, 
Non-Conf, S Site, 
H Home
A Away 
N Neutral



Average RPI Win:	126	WON-LOST	WINNING	LAST 10	STRENGTH OF	OPP. STRENGTH	TEAM	ADJ.	CONF.	ADJ CONF.
Average RPI Loss:	34	RECORD	PCT. RANK	GAMES	SCHEDULE	OF SCHEDULE	RPI	RPI	RPI	RPI
DIV. I ONLY	26- 7	33	9- 1	31	37	20	20	6	6	
DIV. I NON-CONF.	8- 4	87	0- 0	17	12	42	42	6	6	
-----										
TOTALS	RPI 1-25	RPI 26-50	W-L RECORDS	RPI 51-100	RPI 101-999	RPI 201+				
26- 7	2- 3	5- 2	OVERALL	5- 2	14- 0	6- 0				
16- 3	2- 1	3- 1	HOME	3- 1	8- 0	4- 0				
8- 3	0- 2	1- 1	AWAY	2- 0	5- 0	2- 0				
2- 1	0- 0	1- 0	NEUTRAL	0- 1	1- 0	0- 0				
8- 4	0- 2	2- 1	NON-CONFERENCE	1- 1	5- 0	2- 0				
5- 2	0- 1	1- 1	HOME	1- 0	3- 0	2- 0				
1- 1	0- 1	0- 0	AWAY	0- 0	1- 0	0- 0				
2- 1	0- 0	1- 0	NEUTRAL	0- 1	1- 0	0- 0				
18- 3	2- 1	3- 1	CONFERENCE	4- 1	9- 0	4- 0				
11- 1	2- 0	2- 0	HOME	2- 1	5- 0	2- 0				
7- 2	0- 1	1- 1	AWAY	2- 0	4- 0	2- 0				
0- 0	0- 0	0- 0	NEUTRAL	0- 0	0- 0	0- 0				

RPI	S	Opponent	Score	RPI	S	Opponent	Score	RPI	S	Opponent	Score	RPI	S	Opponent	Score
1	H	UConn	69 103	29	A	Villanova	58 84	51	N	FGCU	84 89	119	H	Saint Louis	86 78
2	A	Notre Dame	82 91	29	H	Villanova	71 66	72	A	St. John's (NY)	67 54	121	A	Seton Hall	72 68
25	A	Marquette	81 93	32	N	Gonzaga	88 71	72	H	St. John's (NY)	76 67	121	H	Seton Hall	89 66
25	H	Marquette	98 63	34	H	Oklahoma	111 108	80	H	IUPUI	85 71	121	H	Seton Hall	78 52
25	H	Marquette	95 83	36	H	Northern Colo.	88 94	97	A	Georgetown	78 62	128	A	Butler	86 68
				48	A	Creighton	82 54	97	H	Georgetown	85 86	128	H	Butler	87 65
				48	H	Creighton	77 67	97	H	Georgetown	85 53	173	A	Northwestern	92 63
												192	N	Memphis	81 67
												215	A	Providence	71 48
												215	H	Providence	81 47
												228	A	Xavier	73 72
												228	H	Xavier	79 48
												304	H	Loyola Chicago	88 47
												333	H	Delaware St.	110 71
-----															
LAST 12 Division I GAMES:															
25	H	Marquette	98 63	97	H	Georgetown	85 86								
97	H	Georgetown	85 53	228	A	Xavier	73 72								
121	H	Seton Hall	78 52	128	A	Butler	86 68								
121	A	Seton Hall	72 68	215	H	Providence	81 47								
72	A	St. John's (NY)	67 54	48	H	Creighton	77 67								
29	H	Villanova	71 66	25	H	Marquette	95 83								

Non-Div I Games:

DePaul

Average RPI Win: 219	WON-LOST RECORD	WINNING PCT. RANK	LAST 10 GAMES	STRENGTH OF SCHEDULE	OPP. STRENGTH OF SCHEDULE	TEAM RPI	ADJ. RPI	CONF. RPI	ADJ CONF. RPI
Average RPI Loss: 106									
DIV. I ONLY	18- 11	101	6- 4	171	165	116	116	10	10
DIV. I NON-CONF.	7- 4	102	0- 0	253	256	139	139	12	12
-----									
TOTALS	RPI 1-25	RPI 26-50	W-L RECORDS	RPI 51-100	RPI 101-999	RPI 201+			
18- 11	0- 1	1- 4	OVERALL	1- 2	16- 4	12- 2			
9- 4	0- 0	1- 1	HOME	1- 1	7- 2	6- 1			
8- 6	0- 1	0- 3	AWAY	0- 1	8- 1	5- 0			
1- 1	0- 0	0- 0	NEUTRAL	0- 0	1- 1	1- 1			
7- 4	0- 1	0- 1	NON-CONFERENCE	1- 0	6- 2	4- 2			
3- 1	0- 0	0- 0	HOME	1- 0	2- 1	2- 1			
3- 2	0- 1	0- 1	AWAY	0- 0	3- 0	1- 0			
1- 1	0- 0	0- 0	NEUTRAL	0- 0	1- 1	1- 1			
11- 7	0- 0	1- 3	CONFERENCE	0- 2	10- 2	8- 0			
6- 3	0- 0	1- 1	HOME	0- 1	5- 1	4- 0			
5- 4	0- 0	0- 2	AWAY	0- 1	5- 1	4- 0			
0- 0	0- 0	0- 0	NEUTRAL	0- 0	0- 0	0- 0			

RPI 1-25				RPI 26-50				RPI 51-100				RPI 101+ Team's RPI: 116			
RPI	S	Opponent	Score	RPI	S	Opponent	Score	RPI	S	Opponent	Score	RPI	S	Opponent	Score
19	A	Buffalo	73 87	30	A	Princeton	60 78	55	H	American	72 56	130	A	Hartford	72 63
				44	A	Drexel	53 74	63	A	James Madison	56 67	138	A	Northeastern	59 73
				44	H	Drexel	53 72	63	H	James Madison	53 56	138	H	Northeastern	53 64
				45	A	Elon	51 64					152	A	Army West Point	70 59
				45	H	Elon	80 66					157	A	William & Mary	61 52
												157	H	William & Mary	68 59
												231	H	Boston U.	79 85
												234	H	Loyola Maryland	71 38
												243	A	Hofstra	58 51
												243	H	Hofstra	61 41
												257	A	St. Bonaventure	53 52
												258	A	UNCW	82 49
												258	H	UNCW	80 62
												262	A	Col. of Charleston	68 59
												262	H	Col. of Charleston	79 51
												272	A	Towson	81 55
												272	H	Towson	51 49
												333	H	Delaware St.	84 49
												345	N	Eastern Ill.	66 37
												347	N	Saint Peter's	87 90
-----															
LAST 12 Division I GAMES:															
				272	A	Towson	81 55	243	H	Hofstra	61 41				
				44	H	Drexel	53 72	157	H	William & Mary	68 59				
				63	A	James Madison	56 67	138	A	Northeastern	59 73				
				157	A	William & Mary	61 52	258	H	UNCW	80 62				
				262	H	Col. of Charleston	79 51	138	H	Northeastern	53 64				
				63	H	James Madison	53 56	45	A	Elon	51 64				

Non-Div I Games:

Delaware

Average RPI Win:	310	WON-LOST	WINNING	LAST 10	STRENGTH OF	OPP. STRENGTH	TEAM	ADJ.	CONF.	ADJ CONF.
Average RPI Loss:	195	RECORD	PCT. RANK	GAMES	SCHEDULE	OF SCHEDULE	RPI	RPI	RPI	RPI
DIV. I ONLY	6- 24	322	3- 7	285	300	333	333	30	30	
DIV. I NON-CONF.	1- 12	335	0- 0	164	118	316	316	30	30	
-----										
TOTALS	RPI 1-25	RPI 26-50	W-L RECORDS	RPI 51-100	RPI 101-999	RPI 201+				
6- 24	0- 1	0- 2	OVERALL	0- 0	6- 21	6- 10				
5- 7	0- 0	0- 1	HOME	0- 0	5- 6	5- 3				
1- 14	0- 0	0- 0	AWAY	0- 0	1- 6	1- 3				
0- 3	0- 0	0- 0	NEUTRAL	0- 0	0- 3	0- 1				
1- 12	0- 1	0- 2	NON-CONFERENCE	0- 0	1- 9	1- 2				
1- 3	0- 0	0- 1	HOME	0- 0	1- 2	1- 1				
0- 7	0- 1	0- 1	AWAY	0- 0	0- 5	0- 1				
0- 2	0- 0	0- 0	NEUTRAL	0- 0	0- 2	0- 0				
5- 12	0- 0	0- 0	CONFERENCE	0- 0	5- 12	5- 8				
4- 4	0- 0	0- 0	HOME	0- 0	4- 4	4- 2				
1- 7	0- 0	0- 0	AWAY	0- 0	1- 7	1- 5				
0- 1	0- 0	0- 0	NEUTRAL	0- 0	0- 1	0- 1				

RPI 1-25				RPI 26-50				RPI 51-100				RPI 101+ Team's RPI: 333			
RPI	S	Opponent	Score	RPI	S	Opponent	Score	RPI	S	Opponent	Score	RPI	S	Opponent	Score
20	A	DePaul	71 110	39	A	Michigan	36 105					116	A	Delaware	49 84
				44	H	Drexel	52 73					124	H	Bethune-Cookman	60 68
												132	H	Robert Morris	42 65
												161	N	Ole Miss	58 110
												165	A	N.C. A&T	55 75
												165	H	N.C. A&T	48 66
												175	A	Florida	51 85
												178	A	Hampton	62 66
												183	A	Kansas	49 81
												185	A	Temple	72 96
												199	N	Stetson	43 58
												213	A	Norfolk St.	50 72
												223	A	Fla. Atlantic	67 90
												247	H	La Salle	48 71
												268	A	UMES	56 76
												268	N	UMES	60 77
												269	A	Howard	70 78
												270	A	Morgan St.	62 54
												270	H	Morgan St.	60 56
												318	H	South Carolina St.	58 44
												320	A	N.C. Central	60 76
												320	H	N.C. Central	67 74
												321	H	Coppin St.	70 66
												337	A	Florida A&M	54 59
												337	H	Florida A&M	65 73
												340	H	Savannah St.	93 79
												343	H	Longwood	60 56
LAST 12 Division I GAMES:															
				268	N	UMES	60 77					213	A	Norfolk St.	50 72
				270	H	Morgan St.	60 56					165	A	N.C. A&T	55 75
				268	A	UMES	56 76					320	A	N.C. Central	60 76
				269	A	Howard	70 78					340	H	Savannah St.	93 79
				321	H	Coppin St.	70 66					270	A	Morgan St.	62 54
				337	H	Florida A&M	65 73					124	H	Bethune-Cookman	60 68

Non-Div I Games:

Delaware St.

■ Loss, 
 ■ Non-Conf, 
 ■ S Site, 
 ■ Home 
 ■ A Away 
 N Neutral

Average RPI Win:	282	WON-LOST	WINNING	LAST 10	STRENGTH OF	OPP. STRENGTH	TEAM	ADJ.	CONF.	ADJ CONF.
Average RPI Loss:	82	RECORD	PCT. RANK	GAMES	SCHEDULE	OF SCHEDULE	RPI	RPI	RPI	RPI
DIV. I ONLY	15- 14	165	4- 6	206	186	177	177	12	12	
DIV. I NON-CONF.	8- 6	143	0- 0	266	248	187	187	16	16	
-----										
TOTALS	RPI 1-25	RPI 26-50	W-L RECORDS	RPI 51-100	RPI 101-999	RPI 201+				
15- 14	0- 0	0- 3	OVERALL	0- 8	15- 3	14- 0				
6- 6	0- 0	0- 2	HOME	0- 3	6- 1	5- 0				
8- 5	0- 0	0- 1	AWAY	0- 3	8- 1	8- 0				
1- 3	0- 0	0- 0	NEUTRAL	0- 2	1- 1	1- 0				
8- 6	0- 0	0- 1	NON-CONFERENCE	0- 4	8- 1	8- 0				
2- 3	0- 0	0- 1	HOME	0- 1	2- 1	2- 0				
5- 1	0- 0	0- 0	AWAY	0- 1	5- 0	5- 0				
1- 2	0- 0	0- 0	NEUTRAL	0- 2	1- 0	1- 0				
7- 8	0- 0	0- 2	CONFERENCE	0- 4	7- 2	6- 0				
4- 3	0- 0	0- 1	HOME	0- 2	4- 0	3- 0				
3- 4	0- 0	0- 1	AWAY	0- 2	3- 1	3- 0				
0- 1	0- 0	0- 0	NEUTRAL	0- 0	0- 1	0- 0				

RPI	S	Opponent	Score	RPI	S	Opponent	Score	RPI	S	Opponent	Score	RPI	S	Opponent	Score	Team's RPI: 177
27	A	South Dakota St.	59 95	55	A	American	53 66	103	H	Colorado St.	56 61					
27	H	South Dakota St.	58 69	60	A	South Dakota	51 79	172	A	Oral Roberts	60 90					
36	H	Northern Colo.	63 71	60	H	South Dakota	60 82	172	H	Oral Roberts	70 54					
				69	H	Wyoming	51 61	172	N	Oral Roberts	71 76					
				81	N	Miami (OH)	52 69	202	N	Eastern Mich.	60 54					
				88	N	Liberty	69 82	244	A	Omaha	85 74					
				99	A	Western Ill.	93 118	244	H	Omaha	81 60					
				99	H	Western Ill.	61 77	279	A	UMKC	77 68					
								284	A	North Dakota St.	78 73					
								284	H	North Dakota St.	98 79					
								288	A	Air Force	75 54					
								305	H	Northern Ariz.	80 73					
								314	A	Utah St.	74 72					
								319	A	Cal St. Fullerton	83 58					
								322	H	Utah Valley	72 53					
								323	A	UMBC	70 48					
								325	A	Fort Wayne	73 55					
								325	H	Fort Wayne	86 65					
-----																
LAST 12 Division I GAMES:																
172	N	Oral Roberts	71 76	325	H	Fort Wayne	86 65									
99	H	Western Ill.	61 77	60	H	South Dakota	60 82									
244	H	Omaha	81 60	99	A	Western Ill.	93 118									
172	H	Oral Roberts	70 54	172	A	Oral Roberts	60 90									
284	A	North Dakota St.	78 73	244	A	Omaha	85 74									
27	A	South Dakota St.	59 95	284	H	North Dakota St.	98 79									

Non-Div I Games: Chadron St. 99 55

Denver

Average RPI Win:	332	WON-LOST	WINNING	LAST 10	STRENGTH OF	OPP. STRENGTH	TEAM	ADJ.	CONF.	ADJ CONF.
Average RPI Loss:	138	RECORD	PCT. RANK	GAMES	SCHEDULE	OF SCHEDULE	RPI	RPI	RPI	RPI
DIV. I ONLY	2- 28	345	1- 9	177	107	326	326	11	11	
DIV. I NON-CONF.	0- 11	337	0- 0	246	32	340	340	15	15	
-----										
TOTALS	RPI 1-25	RPI 26-50	W-L RECORDS	RPI 51-100	RPI 101-999	RPI 201+				
2- 28	0- 2	0- 1	OVERALL	0- 7	2- 18	2- 7				
1- 13	0- 1	0- 1	HOME	0- 4	1- 7	1- 3				
1- 12	0- 1	0- 0	AWAY	0- 3	1- 8	1- 2				
0- 3	0- 0	0- 0	NEUTRAL	0- 0	0- 3	0- 2				
0- 11	0- 0	0- 1	NON-CONFERENCE	0- 3	0- 7	0- 4				
0- 5	0- 0	0- 1	HOME	0- 2	0- 2	0- 2				
0- 4	0- 0	0- 0	AWAY	0- 1	0- 3	0- 1				
0- 2	0- 0	0- 0	NEUTRAL	0- 0	0- 2	0- 1				
2- 17	0- 2	0- 0	CONFERENCE	0- 4	2- 11	2- 3				
1- 8	0- 1	0- 0	HOME	0- 2	1- 5	1- 1				
1- 8	0- 1	0- 0	AWAY	0- 2	1- 5	1- 1				
0- 1	0- 0	0- 0	NEUTRAL	0- 0	0- 1	0- 1				

RPI 1-25				RPI 26-50				RPI 51-100				RPI 101+ Team's RPI: 326			
RPI	S	Opponent	Score	RPI	S	Opponent	Score	RPI	S	Opponent	Score	RPI	S	Opponent	Score
23	A	Green Bay	45 88	39	H	Michigan	50 86	66	H	Michigan St.	60 97	111	A	Western Mich.	62 74
23	H	Green Bay	27 85					80	A	IUPUI	62 90	120	A	Cleveland St.	50 75
								80	H	IUPUI	59 91	120	H	Cleveland St.	76 90
								81	A	Miami (OH)	64 91	131	A	Milwaukee	45 90
								83	H	Toledo	64 81	131	H	Milwaukee	61 70
								85	A	Wright St.	55 85	141	A	Youngstown St.	59 76
								85	H	Wright St.	60 88	141	H	Youngstown St.	52 72
												148	A	Kent St.	74 82
												164	N	Clemson	44 72
												189	A	Oakland	50 83
												189	H	Oakland	74 85
												202	H	Eastern Mich.	76 78
												206	H	Bowling Green	81 85
												227	N	North Texas	57 63
												240	A	Illinois	65 73
												254	A	Northern Ky.	60 64
												254	H	Northern Ky.	67 78
												254	N	Northern Ky.	61 76
												332	A	Ill.-Chicago	61 58
												332	H	Ill.-Chicago	73 60
-----															
LAST 12 Division I GAMES:															
254	N	Northern Ky.	61 76	254	A	Northern Ky.	60 64								
23	A	Green Bay	45 88	85	A	Wright St.	55 85								
131	A	Milwaukee	45 90	141	H	Youngstown St.	52 72								
189	H	Oakland	74 85	120	H	Cleveland St.	76 90								
80	H	IUPUI	59 91	189	A	Oakland	50 83								
332	H	Ill.-Chicago	73 60	131	H	Milwaukee	61 70								

Non-Div I Games:

Detroit Mercy

Average RPI Win:	223	WON-LOST	WINNING	LAST 10	STRENGTH OF	OPP. STRENGTH	TEAM	ADJ.	CONF.	ADJ CONF.
Average RPI Loss:	49	RECORD	PCT. RANK	GAMES	SCHEDULE	OF SCHEDULE	RPI	RPI	RPI	RPI
DIV. I ONLY	22- 7	44	10- 0	137	198	71	71	24	24	
DIV. I NON-CONF.	4- 7	226	0- 0	11	29	126	126	21	21	
-----										
TOTALS	RPI 1-25	RPI 26-50	W-L RECORDS	RPI 51-100	RPI 101-999	RPI 201+				
22- 7	0- 2	0- 2	OVERALL	3- 2	19- 1	13- 0				
12- 3	0- 0	0- 2	HOME	2- 1	10- 0	6- 0				
9- 3	0- 2	0- 0	AWAY	1- 1	8- 0	6- 0				
1- 1	0- 0	0- 0	NEUTRAL	0- 0	1- 1	1- 0				
4- 7	0- 2	0- 2	NON-CONFERENCE	1- 2	3- 1	1- 0				
3- 3	0- 0	0- 2	HOME	1- 1	2- 0	0- 0				
0- 3	0- 2	0- 0	AWAY	0- 1	0- 0	0- 0				
1- 1	0- 0	0- 0	NEUTRAL	0- 0	1- 1	1- 0				
18- 0	0- 0	0- 0	CONFERENCE	2- 0	16- 0	12- 0				
9- 0	0- 0	0- 0	HOME	1- 0	8- 0	6- 0				
9- 0	0- 0	0- 0	AWAY	1- 0	8- 0	6- 0				
0- 0	0- 0	0- 0	NEUTRAL	0- 0	0- 0	0- 0				

D  
r  
a  
k  
eD  
r  
a  
k  
e

RPI 1-25				RPI 26-50				RPI 51-100 Team's RPI: 71				RPI 101+			
RPI	S	Opponent	Score	RPI	S	Opponent	Score	RPI	S	Opponent	Score	RPI	S	Opponent	Score
7	A	Oregon	77 110	27	H	South Dakota St.	78 85	59	H	Nebraska	84 89	108	H	Iowa St.	83 80
22	A	Iowa	66 79	48	H	Creighton	100 108	69	A	Wyoming	61 75	109	N	George Mason	75 87
								88	H	Liberty	96 68	131	H	Millwaukee	77 73
								96	A	Missouri St.	80 68	135	A	UNI	72 67
								96	H	Missouri St.	84 65	135	H	UNI	81 64
												171	A	Southern Ill.	75 64
												171	H	Southern Ill.	84 73
												242	A	Illinois St.	65 58
												242	H	Illinois St.	80 64
												259	A	Indiana St.	84 51
												259	H	Indiana St.	85 64
												267	A	Bradley	84 75
												267	H	Bradley	77 71
												298	A	Valparaiso	85 53
												298	H	Valparaiso	86 50
												304	A	Loyola Chicago	97 53
												304	H	Loyola Chicago	72 46
												341	N	Mississippi Val.	96 60
												349	A	Evansville	101 50
												349	H	Evansville	107 66
LAST 12 Division I GAMES:															
298	A	Valparaiso	85 53	349	A	Evansville	101 50								
304	A	Loyola Chicago	97 53	96	H	Missouri St.	84 65								
242	H	Illinois St.	80 64	171	H	Southern Ill.	84 73								
267	H	Bradley	77 71	267	A	Bradley	84 75								
135	A	UNI	72 67	242	A	Illinois St.	65 58								
259	A	Indiana St.	84 51	135	H	UNI	81 64								

Non-Div I Games: Iowa Wesleyan 102 25

Drake

Average RPI Win: **194**  
 Average RPI Loss: **61**

WON-LOST  
RECORD

WINNING  
PCT. RANK

LAST 10  
GAMES

STRENGTH OF  
SCHEDULE

OPP. STRENGTH  
OF SCHEDULE

TEAM  
RPI

ADJ.  
RPI

CONF.  
RPI

ADJ CONF.  
RPI

DIV. I ONLY	24- 6	26	9- 1	147	118	44	44	10	10
DIV. I NON-CONF.	8- 4	87	0- 0	202	82	93	93	12	12
-----									
TOTALS	RPI 1-25	RPI 26-50	W-L RECORDS	RPI 51-100	RPI 101-999	RPI 201+			
24- 6	0- 0	1- 2	OVERALL	2- 4	21- 0	13- 0			
13- 0	0- 0	1- 0	HOME	2- 0	10- 0	7- 0			
10- 4	0- 0	0- 2	AWAY	0- 2	10- 0	6- 0			
1- 2	0- 0	0- 0	NEUTRAL	0- 2	1- 0	0- 0			
8- 4	0- 0	0- 1	NON-CONFERENCE	1- 3	7- 0	5- 0			
4- 0	0- 0	0- 0	HOME	1- 0	3- 0	3- 0			
3- 2	0- 0	0- 1	AWAY	0- 1	3- 0	2- 0			
1- 2	0- 0	0- 0	NEUTRAL	0- 2	1- 0	0- 0			
16- 2	0- 0	1- 1	CONFERENCE	1- 1	14- 0	8- 0			
9- 0	0- 0	1- 0	HOME	1- 0	7- 0	4- 0			
7- 2	0- 0	0- 1	AWAY	0- 1	7- 0	4- 0			
0- 0	0- 0	0- 0	NEUTRAL	0- 0	0- 0	0- 0			

RPI 1-25				RPI 26-50				Team's RPI: 44				RPI 51-100				RPI 101+			
RPI	S	Opponent	Score	RPI	S	Opponent	Score	RPI	S	Opponent	Score	RPI	S	Opponent	Score	RPI	S	Opponent	Score
35	A	Syracuse	62 72	63	A	James Madison	48 56	116	A	Delaware	72 53	63	H	James Madison	73 71	116	H	Delaware	74 53
45	A	Elon	58 70	64	N	West Virginia	42 75	128	N	Butler	76 62	67	N	Virginia Tech	67 79	134	A	Saint Joseph's	65 58
45	H	Elon	58 56	89	H	Bucknell	63 54	138	A	Northeastern	69 58	138	H	Northeastern	58 50	157	A	William & Mary	65 58
				93	A	Penn St.	70 84	157	H	William & Mary	54 34	157	H	William & Mary	54 34	233	A	Niagara	66 65
												235	H	Lafayette	52 37	243	A	Hofstra	58 47
												243	H	Hofstra	47 38	247	H	La Salle	79 54
												258	A	UNCW	58 40	258	H	UNCW	68 42
												262	A	Col. of Charleston	80 53	262	H	Col. of Charleston	71 57
												264	H	Cornell	61 39	264	H	Cornell	61 39
												272	A	Towson	62 54	272	H	Towson	78 53
												333	A	Delaware St.	73 52				
LAST 12 Division I GAMES:																			
262	H	Col. of Charleston	71 57	45	A	Elon	58 70	516	A	Delaware	72 53	262	A	Col. of Charleston	80 53	272	H	Towson	78 53
116	A	Delaware	72 53	262	A	Col. of Charleston	80 53	63	H	James Madison	73 71	138	H	Northeastern	58 50	45	H	Elon	58 56
272	A	Towson	62 54	272	H	Towson	78 53	157	H	William & Mary	54 34	243	A	Hofstra	58 47				
63	H	James Madison	73 71																
157	H	William & Mary	54 34																
258	A	UNCW	58 40																

D  
r  
e  
x  
e  
lD  
r  
e  
x  
e  
l

Non-Div I Games:

Drexel

Average RPI Win:	131	WON-LOST	WINNING	LAST 10	STRENGTH OF	OPP. STRENGTH	TEAM	ADJ.	CONF.	ADJ CONF.
Average RPI Loss:	33	RECORD	PCT. RANK	GAMES	SCHEDULE	OF SCHEDULE	RPI	RPI	RPI	RPI
DIV. I ONLY	22- 8	51	7- 3	23	26	18	18	1	1	
DIV. I NON-CONF.	11- 2	22	0- 0	47	96	16	16	1	1	
-----										
TOTALS	RPI 1-25	RPI 26-50	W-L RECORDS	RPI 51-100	RPI 101-999	RPI 201+				
22- 8	3- 4	2- 3	OVERALL	5- 0	12- 1	6- 0				
16- 1	3- 1	2- 0	HOME	4- 0	7- 0	4- 0				
6- 6	0- 2	0- 3	AWAY	1- 0	5- 1	2- 0				
0- 1	0- 1	0- 0	NEUTRAL	0- 0	0- 0	0- 0				
11- 2	1- 1	1- 1	NON-CONFERENCE	3- 0	6- 0	5- 0				
9- 0	1- 0	1- 0	HOME	3- 0	4- 0	3- 0				
2- 2	0- 1	0- 1	AWAY	0- 0	2- 0	2- 0				
0- 0	0- 0	0- 0	NEUTRAL	0- 0	0- 0	0- 0				
11- 6	2- 3	1- 2	CONFERENCE	2- 0	6- 1	1- 0				
7- 1	2- 1	1- 0	HOME	1- 0	3- 0	1- 0				
4- 4	0- 1	0- 2	AWAY	1- 0	3- 1	0- 0				
0- 1	0- 1	0- 0	NEUTRAL	0- 0	0- 0	0- 0				

RPI	S	Opponent	Score	RPI	S	Opponent	Score	RPI	S	Opponent	Score	RPI	S	Opponent	Score
2	H	Notre Dame	54 72	29	A	Villanova	55 64	67	A	Virginia Tech	86 75	105	A	Wake Forest	80 67
3	A	Louisville	60 66	31	H	Virginia	55 48	68	H	Georgia Tech	77 59	105	H	Wake Forest	59 51
6	H	Ohio St.	69 60	35	A	Syracuse	65 68	69	H	Wyoming	63 40	115	A	North Carolina	86 92
8	H	Florida St.	79 66	42	H	Oregon St.	72 65	74	H	Maine	69 39	115	H	North Carolina	70 54
11	A	South Carolina	52 72	50	A	Miami (FL)	48 51	88	H	Liberty	68 51	164	A	Clemson	60 35
16	H	NC State	69 56									182	A	Pittsburgh	58 46
16	N	NC State	45 51									194	H	High Point	77 50
												208	H	Boston College	75 50
												216	H	UNCG	85 54
												245	H	Presbyterian	79 45
												249	A	Grand Canyon	74 61
												282	A	Old Dominion	84 51
												344	H	Winthrop	101 30
-----															
LAST 12 Division I GAMES:															
16	N	NC State	45 51	2	H	Notre Dame	54 72	68	H	Georgia Tech	77 59	182	A	Pittsburgh	58 46
115	H	North Carolina	70 54	68	H	Georgia Tech	77 59	208	H	Boston College	75 50	115	A	North Carolina	86 92
8	H	Florida St.	79 66	182	A	Pittsburgh	58 46	67	A	Virginia Tech	86 75				
35	A	Syracuse	65 68	208	H	Boston College	75 50								
164	A	Clemson	60 35	115	A	North Carolina	86 92								
105	H	Wake Forest	59 51	67	A	Virginia Tech	86 75								

Non-Div I Games:

Duke



Average RPI Win: 198	WON-LOST RECORD	WINNING PCT. RANK	LAST 10 GAMES	STRENGTH OF SCHEDULE	OPP. STRENGTH OF SCHEDULE	TEAM RPI	ADJ. RPI	CONF. RPI	ADJ. CONF. RPI
Average RPI Loss: 91									
DIV. I ONLY	23- 7	42	6- 4	200	96	73	73	13	13
DIV. I NON-CONF.	10- 3	52	0- 0	160	50	53	53	10	10
-----									
TOTALS	RPI 1-25	RPI 26-50	W-L RECORDS	RPI 51-100	RPI 101-999	RPI 201+			
23- 7	1- 1	1- 1	OVERALL	2- 1	19- 4	11- 0			
12- 2	1- 0	0- 0	HOME	1- 1	10- 1	8- 0			
10- 3	0- 0	1- 1	AWAY	1- 0	8- 2	3- 0			
1- 2	0- 1	0- 0	NEUTRAL	0- 0	1- 1	0- 0			
10- 3	1- 1	1- 0	NON-CONFERENCE	1- 0	7- 2	4- 0			
6- 0	1- 0	0- 0	HOME	1- 0	4- 0	3- 0			
3- 2	0- 0	1- 0	AWAY	0- 0	2- 2	1- 0			
1- 1	0- 1	0- 0	NEUTRAL	0- 0	1- 0	0- 0			
13- 4	0- 0	0- 1	CONFERENCE	1- 1	12- 2	7- 0			
6- 2	0- 0	0- 0	HOME	0- 1	6- 1	5- 0			
7- 1	0- 0	0- 1	AWAY	1- 0	6- 0	2- 0			
0- 1	0- 0	0- 0	NEUTRAL	0- 0	0- 1	0- 0			

RPI 1-25				RPI 26-50				RPI 51-100 Team's RPI: 73				RPI 101+			
RPI	S	Opponent	Score	RPI	S	Opponent	Score	RPI	S	Opponent	Score	RPI	S	Opponent	Score
1	N	UConn	52 104	31	A	Virginia	74 63	75	A	George Washington	54 53	109	H	George Mason	71 64
21	H	Central Mich.	64 61	33	A	Dayton	70 79	83	H	Tol edo	73 54	110	A	ETSU	77 81
								84	H	Fordham	43 51	118	H	Saint Francis (PA)	87 68
												119	A	Saint Louis	76 66
												119	N	Saint Louis	65 71
												134	A	Saint Joseph's	61 42
												134	H	Saint Joseph's	50 69
												154	A	Charlotte	72 75
												165	N	N. C. A&T	73 60
												182	A	Pittsburgh	66 53
												184	A	Davison	79 54
												195	A	Richmond	78 70
												221	H	Akron	66 60
												247	H	La Salle	78 50
												257	A	St. Bonaventure	76 73
												257	H	St. Bonaventure	73 59
												276	H	Massachusetts	60 57
												281	A	VCU	70 51
												281	H	VCU	80 71
												292	H	Central Conn. St.	83 58
												334	H	Rhode Island	80 71
												342	H	Iona	80 59
												344	A	Winthrop	81 54
LAST 12 Division I GAMES:															
119	N	Saint Louis	65 71	281	H	VCU	80 71								
257	A	St. Bonaventure	76 73	195	A	Richmond	78 70								
84	H	Fordham	43 51	33	A	Dayton	70 79								
334	H	Rhode Island	80 71	257	H	St. Bonaventure	73 59								
119	A	Saint Louis	76 66	134	A	Saint Joseph's	61 42								
134	H	Saint Joseph's	50 69	109	H	George Mason	71 64								

Non-Div I Games:

Duquesne

Average RPI Win:	224	WON-LOST	WINNING	LAST 10	STRENGTH OF	OPP. STRENGTH	TEAM	ADJ.	CONF.	ADJ CONF.
Average RPI Loss:	84	RECORD	PCT. RANK	GAMES	SCHEDULE	OF SCHEDULE	RPI	RPI	RPI	RPI
DIV. I ONLY	19- 12	108	7- 3	167	101	110	110	17	17	
DIV. I NON-CONF.	6- 8	209	0- 0	180	24	181	181	17	17	
-----										
TOTALS	RPI 1-25	RPI 26-50	W-L RECORDS	RPI 51-100	RPI 101-999	RPI 201+				
19- 12	0- 3	0- 3	OVERALL	1- 2	18- 4	11- 2				
9- 3	0- 0	0- 1	HOME	1- 1	8- 1	4- 1				
8- 5	0- 2	0- 1	AWAY	0- 1	8- 1	5- 1				
2- 4	0- 1	0- 1	NEUTRAL	0- 0	2- 2	2- 0				
6- 8	0- 3	0- 0	NON-CONFERENCE	1- 2	5- 3	4- 1				
3- 2	0- 0	0- 0	HOME	1- 1	2- 1	1- 1				
3- 3	0- 2	0- 0	AWAY	0- 1	3- 0	3- 0				
0- 3	0- 1	0- 0	NEUTRAL	0- 0	0- 2	0- 0				
13- 4	0- 0	0- 3	CONFERENCE	0- 0	13- 1	7- 1				
6- 1	0- 0	0- 1	HOME	0- 0	6- 0	3- 0				
5- 2	0- 0	0- 1	AWAY	0- 0	5- 1	2- 1				
2- 1	0- 0	0- 1	NEUTRAL	0- 0	2- 0	2- 0				

RPI 1-25				RPI 26-50				RPI 51-100				RPI 101+ Team's RPI: 110			
RPI	S	Opponent	Score	RPI	S	Opponent	Score	RPI	S	Opponent	Score	RPI	S	Opponent	Score
2	N	Notre Dame	46 77	47	A	Mercer	48 63	66	H	Michigan St.	74 83	104	H	Cincinnati	87 77
9	A	Tennessee	49 87	47	H	Mercer	65 85	73	H	Duquesne	81 77	107	A	Chattanooga	61 55
16	A	NC State	58 70	47	N	Mercer	53 68	78	A	Houston	69 88	107	H	Chattanooga	65 58
												111	N	Western Mich.	79 87
												113	N	Washington St.	76 80
												160	A	Samford	64 52
												160	H	Samford	76 48
												190	A	Furman	69 57
												190	H	Furman	56 46
												216	A	UNCG	61 65
												216	H	UNCG	60 52
												216	N	UNCG	54 52
												254	H	Northern Ky.	45 57
												260	A	Appalachian St.	70 57
												294	A	Murray St.	96 68
												303	A	Wofford	61 58
												303	H	Wofford	82 53
												303	N	Wofford	78 64
												306	A	Western Caro.	76 46
												306	H	Western Caro.	66 50
												312	H	Tennessee Tech	74 55
												344	A	Winthrop	74 63
LAST 12 Division I GAMES:															
				47	N	Mercer	53 68	303	H	Wofford	82 53				
				216	N	UNCG	54 52	107	A	Chattanooga	61 55				
				303	N	Wofford	78 64	306	A	Western Caro.	76 46				
				47	A	Mercer	48 63	216	A	UNCG	61 65				
				160	A	Samford	64 52	160	H	Samford	76 48				
				190	H	Furman	56 46	47	H	Mercer	65 85				

Non-Div I Games: North Greenville 90 67

ETSU

Average RPI Win:	218	WON-LOST	WINNING	LAST 10	STRENGTH OF	OPP. STRENGTH	TEAM	ADJ.	CONF.	ADJ CONF.
Average RPI Loss:	128	RECORD	PCT. RANK	GAMES	SCHEDULE	OF SCHEDULE	RPI	RPI	RPI	RPI
DIV. I ONLY	16- 15	169	5- 5	218	104	193	193	7	7	
DIV. I NON-CONF.	8- 5	111	0- 0	312	339	244	244	7	7	
-----										
TOTALS	RPI 1-25	RPI 26-50	W-L RECORDS	RPI 51-100	RPI 101-999	RPI 201+				
16- 15	0- 3	0- 1	OVERALL	1- 1	15- 10	9- 2				
11- 5	0- 1	0- 0	HOME	1- 0	10- 4	6- 0				
3- 7	0- 0	0- 0	AWAY	0- 1	3- 1	1- 0				
2- 3	0- 1	0- 0	NEUTRAL	0- 0	2- 2	2- 0				
8- 5	0- 0	0- 0	NON-CONFERENCE	0- 0	8- 5	7- 1				
6- 2	0- 0	0- 0	HOME	0- 0	6- 2	5- 0				
1- 1	0- 0	0- 0	AWAY	0- 0	1- 1	1- 1				
1- 2	0- 0	0- 0	NEUTRAL	0- 0	1- 2	1- 0				
8- 10	0- 3	0- 1	CONFERENCE	1- 1	7- 5	2- 1				
5- 3	0- 1	0- 0	HOME	1- 0	4- 2	1- 0				
2- 6	0- 1	0- 1	AWAY	0- 1	2- 3	0- 1				
1- 1	0- 1	0- 0	NEUTRAL	0- 0	1- 0	1- 0				

RPI 1-25				RPI 26-50				RPI 51-100				RPI 101+				Team's RPI: 193
RPI	S	Opponent	Score	RPI	S	Opponent	Score	RPI	S	Opponent	Score	RPI	S	Opponent	Score	
1	H	UConn	35 96	46	A	UCF	54 75	78	A	Houston	81 97	104	A	Cincinnati	79 70	
14	A	South Fla.	47 88					78	H	Houston	80 78	104	H	Cincinnati	54 66	
14	N	South Fla.	44 80									122	A	Tulane	58 64	
												149	H	Wichita St.	77 67	
												154	H	Charlotte	58 55	
												157	H	William & Mary	65 71	
												162	N	Jacksonville St.	73 82	
												176	N	UTEP	79 93	
												185	H	Temple	64 65	
												192	A	Memphis	36 72	
												192	H	Memphis	75 62	
												195	H	Richmond	64 65	
												196	A	Tulsa	59 57	
												196	H	Tulsa	73 67	
												213	H	Norfolk St.	51 46	
												214	A	SMU	51 65	
												214	H	SMU	76 47	
												214	N	SMU	85 74	
												250	N	Rider	66 63	
												258	A	UNCW	62 66	
												268	H	UMES	64 54	
												300	A	Kennesaw St.	66 56	
												302	H	USC Upstate	66 53	
												320	H	N.C. Central	73 61	
												340	H	Savannah St.	103 37	
LAST 12 Division I GAMES:																
14	N	South Fla.	44 80	192	H	Memphis	75 62	14	A	South Fla.	47 88					
214	N	SMU	85 74	214	H	SMU	76 47									
46	A	UCF	54 75	149	H	Wichita St.	77 67									
185	H	Temple	64 65	104	A	Cincinnati	79 70									
196	A	Tulsa	59 57	122	A	Tulane	58 64									
78	A	Houston	81 97													

Non-Div I Games:

East Carolina

■ Loss, 
 ■ Non-Conf, 
 ■ S Site, 
 ■ Home 
 ■ A Away 
 N Neutral

Average RPI Win:	281	WON-LOST	WINNING	LAST 10	STRENGTH OF	OPP. STRENGTH	TEAM	ADJ.	CONF.	ADJ CONF.
Average RPI Loss:	206	RECORD	PCT. RANK	GAMES	SCHEDULE	OF SCHEDULE	RPI	RPI	RPI	RPI
DIV. I ONLY	3- 26	337	1- 9	299	279	345	345	25	25	
DIV. I NON-CONF.	1- 10	327	0- 0	299	286	346	346	27	27	
-----										
TOTALS	RPI 1-25	RPI 26-50	W-L RECORDS	RPI 51-100	RPI 101-999	RPI 201+				
3- 26	0- 0	0- 0	OVERALL	0- 3	3- 23	2- 13				
3- 11	0- 0	0- 0	HOME	0- 1	3- 10	2- 7				
0- 14	0- 0	0- 0	AWAY	0- 2	0- 12	0- 6				
0- 1	0- 0	0- 0	NEUTRAL	0- 0	0- 1	0- 0				
1- 10	0- 0	0- 0	NON-CONFERENCE	0- 1	1- 9	1- 4				
1- 4	0- 0	0- 0	HOME	0- 0	1- 4	1- 3				
0- 5	0- 0	0- 0	AWAY	0- 1	0- 4	0- 1				
0- 1	0- 0	0- 0	NEUTRAL	0- 0	0- 1	0- 0				
2- 16	0- 0	0- 0	CONFERENCE	0- 2	2- 14	1- 9				
2- 7	0- 0	0- 0	HOME	0- 1	2- 6	1- 4				
0- 9	0- 0	0- 0	AWAY	0- 1	0- 8	0- 5				
0- 0	0- 0	0- 0	NEUTRAL	0- 0	0- 0	0- 0				

RPI 1-25				RPI 26-50				RPI 51-100				RPI 101+ Team's RPI: 345					
RPI	S	Opponent	Score	RPI	S	Opponent	Score	RPI	S	Opponent	Score	RPI	S	Opponent	Score		
								57	A	Belmont	37	59	116	N	Delaware	37	66
								57	H	Belmont	58	86	120	A	Cleveland St.	69	77
								85	A	Wright St.	46	81	134	A	Saint Joseph's	62	80
												147	H	Northern Ill.	64	93	
												159	A	UT Martin	57	85	
												159	H	UT Martin	44	72	
												162	H	Jacksonville St.	50	59	
												163	A	SIUE	52	62	
												163	H	SIUE	76	72	
												173	A	Northwestern	40	74	
												191	A	Morehead St.	81	89	
												227	H	North Texas	61	63	
												232	A	Southeast Mo. St.	48	51	
												232	H	Southeast Mo. St.	54	77	
												248	A	Austin Peay	59	69	
												248	H	Austin Peay	66	75	
												267	H	Bradley	52	67	
												294	A	Murray St.	61	72	
												294	H	Murray St.	63	70	
												298	H	Valparaiso	67	76	
												312	H	Tennessee Tech	57	60	
												316	A	Eastern Ky.	51	67	
												325	A	Fort Wayne	77	93	
												330	A	Tennessee St.	68	86	
												330	H	Tennessee St.	66	59	
												349	H	Evansville	79	52	
-----																	
LAST 12 Division I GAMES:																	
				163	H	SIUE	76	72	312	H	Tennessee Tech	57	60				
				294	H	Murray St.	63	70	162	H	Jacksonville St.	50	59				
				159	A	UT Martin	57	85	330	A	Tennessee St.	68	86				
				232	A	Southeast Mo. St.	48	51	57	A	Belmont	37	59				
				248	H	Austin Peay	66	75	232	H	Southeast Mo. St.	54	77				
				163	A	SIUE	52	62	159	H	UT Martin	44	72				

Non-Div I Games:

Eastern III.

Average RPI Win:	263	WON-LOST	WINNING	LAST 10	STRENGTH OF	OPP. STRENGTH	TEAM	ADJ.	CONF.	ADJ CONF.
Average RPI Loss:	184	RECORD	PCT. RANK	GAMES	SCHEDULE	OF SCHEDULE	RPI	RPI	RPI	RPI
DIV. I ONLY	7- 19	285	1- 9	295	235	316	316	25	25	
DIV. I NON-CONF.	2- 6	280	0- 0	314	68	303	303	27	27	
-----										
TOTALS	RPI 1-25	RPI 26-50	W-L RECORDS	RPI 51-100	RPI 101-999	RPI 201+				
7- 19	0- 0	0- 0	OVERALL	0- 2	7- 17	5- 8				
5- 7	0- 0	0- 0	HOME	0- 1	5- 6	3- 2				
2- 12	0- 0	0- 0	AWAY	0- 1	2- 11	2- 6				
0- 0	0- 0	0- 0	NEUTRAL	0- 0	0- 0	0- 0				
2- 6	0- 0	0- 0	NON-CONFERENCE	0- 0	2- 6	2- 2				
1- 2	0- 0	0- 0	HOME	0- 0	1- 2	1- 0				
1- 4	0- 0	0- 0	AWAY	0- 0	1- 4	1- 2				
0- 0	0- 0	0- 0	NEUTRAL	0- 0	0- 0	0- 0				
5- 13	0- 0	0- 0	CONFERENCE	0- 2	5- 11	3- 6				
4- 5	0- 0	0- 0	HOME	0- 1	4- 4	2- 2				
1- 8	0- 0	0- 0	AWAY	0- 1	1- 7	1- 4				
0- 0	0- 0	0- 0	NEUTRAL	0- 0	0- 0	0- 0				

RPI 1-25				RPI 26-50				RPI 51-100				RPI 101+ Team's RPI: 316			
RPI	S	Opponent	Score	RPI	S	Opponent	Score	RPI	S	Opponent	Score	RPI	S	Opponent	Score
								57	A	Bel mont	62 95	101	H	Ohio	57 69
								57	H	Bel mont	55 77	104	A	Cinci nnati	53 64
												109	A	George Mason	41 64
												148	H	Kent St.	57 65
												159	A	UT Martin	49 77
												159	H	UT Martin	54 72
												162	A	Jacksonville St.	51 65
												162	H	Jacksonville St.	48 44
												163	H	SIUE	60 62
												191	A	Morehead St.	51 62
												191	H	Morehead St.	59 56
												206	A	Bowling Green	60 77
												216	H	UNCG	70 59
												221	A	Akron	45 62
												232	A	Southeast Mo. St.	55 69
												232	H	Southeast Mo. St.	52 66
												248	A	Austin Peay	45 59
												294	A	Murray St.	68 75
												306	A	Western Caro.	62 59
												312	A	Tennessee Tech	76 68
												312	H	Tennessee Tech	55 53
												330	A	Tennessee St.	58 69
												330	H	Tennessee St.	58 59
												345	H	Eastern Ill.	67 51
-----															
LAST 12 Division I GAMES:															
191	A	Morehead St.	51 62	330	H	Tennessee St.	58 59								
232	H	Southeast Mo. St.	52 66	57	H	Bel mont	55 77								
330	A	Tennessee St.	58 69	294	A	Murray St.	68 75								
57	A	Bel mont	62 95	248	A	Austin Peay	45 59								
191	H	Morehead St.	59 56	162	H	Jacksonville St.	48 44								
159	H	UT Martin	54 72	312	H	Tennessee Tech	55 53								

Non-Div I Games: Ohio Christian 69 45

Eastern Ky.

Average RPI Win:	188	WON-LOST	WINNING	LAST 10	STRENGTH OF	OPP. STRENGTH	TEAM	ADJ.	CONF.	ADJ CONF.
Average RPI Loss:	126	RECORD	PCT. RANK	GAMES	SCHEDULE	OF SCHEDULE	RPI	RPI	RPI	RPI
DIV. I ONLY	10- 19	252	2- 8	123	111	202	202	8	8	
DIV. I NON-CONF.	3- 7	254	0- 0	328	330	309	309	8	8	
-----										
TOTALS	RPI 1-25	RPI 26-50	W-L RECORDS	RPI 51-100	RPI 101-999	RPI 201+				
10- 19	0- 3	0- 3	OVERALL	2- 2	8- 11	4- 4				
5- 6	0- 1	0- 1	HOME	1- 1	4- 3	2- 1				
5- 12	0- 2	0- 2	AWAY	1- 1	4- 7	2- 3				
0- 1	0- 0	0- 0	NEUTRAL	0- 0	0- 1	0- 0				
3- 7	0- 0	0- 1	NON-CONFERENCE	0- 0	3- 6	3- 3				
2- 0	0- 0	0- 0	HOME	0- 0	2- 0	2- 0				
1- 6	0- 0	0- 1	AWAY	0- 0	1- 5	1- 3				
0- 1	0- 0	0- 0	NEUTRAL	0- 0	0- 1	0- 0				
7- 12	0- 3	0- 2	CONFERENCE	2- 2	5- 5	1- 1				
3- 6	0- 1	0- 1	HOME	1- 1	2- 3	0- 1				
4- 6	0- 2	0- 1	AWAY	1- 1	3- 2	1- 0				
0- 0	0- 0	0- 0	NEUTRAL	0- 0	0- 0	0- 0				

RPI 1-25				RPI 26-50				RPI 51-100				RPI 101+ Team's RPI: 202			
RPI	S	Opponent	Score	RPI	S	Opponent	Score	RPI	S	Opponent	Score	RPI	S	Opponent	Score
19	A	Buffalo	92 97	38	A	Ball St.	85 91	81	A	Miami (OH)	74 59	101	H	Ohio	73 58
21	A	Central Mich.	82 95	38	H	Ball St.	63 88	81	H	Miami (OH)	69 73	111	A	Western Mich.	66 74
21	H	Central Mich.	72 95	41	A	Minnesota	56 80	83	A	Toledo	69 80	111	H	Western Mich.	69 67
								83	H	Toledo	70 57	120	A	Cleveland St.	65 77
												144	A	Loyola Marymount	64 73
												147	A	Northern Ill.	84 77
												147	A	Northern Ill.	83 76
												147	H	Northern Ill.	75 84
												148	A	Kent St.	69 76
												148	H	Kent St.	60 67
												177	N	Denver	54 60
												206	A	Bowling Green	54 52
												221	H	Akron	65 77
												242	A	Illinois St.	56 65
												257	A	St. Bonaventure	51 70
												326	A	Detroit Mercy	78 76
												332	A	Ill. -Chicago	70 73
												337	H	Florida A&M	83 61
												343	H	Longwood	73 44
-----															
LAST 12 Division I GAMES:															
147	A	Northern Ill.	84 77	101	H	Ohio	73 58	221	H	Akron	65 77				
38	H	Ball St.	63 88	38	A	Ball St.	85 91	21	H	Central Mich.	72 95				
111	A	Western Mich.	66 74	83	A	Toledo	69 80	19	A	Buffalo	92 97				
147	H	Northern Ill.	75 84	21	A	Central Mich.	82 95	81	H	Miami (OH)	69 73				

Non-Div I Games: Rochester College 62 29

Eastern Mich.

Average RPI Win:	233	WON-LOST	WINNING	LAST 10	STRENGTH OF	OPP. STRENGTH	TEAM	ADJ.	CONF.	ADJ CONF.
Average RPI Loss:	105	RECORD	PCT. RANK	GAMES	SCHEDULE	OF SCHEDULE	RPI	RPI	RPI	RPI
DIV. I ONLY	16- 13	141	7- 3	169	149	140	140	19	19	
DIV. I NON-CONF.	4- 7	226	0- 0	45	125	150	150	13	13	
-----										
TOTALS	RPI 1-25	RPI 26-50	W-L RECORDS	RPI 51-100	RPI 101-999	RPI 201+				
16- 13	0- 1	0- 3	OVERALL	0- 2	16- 7	9- 1				
10- 3	0- 0	0- 1	HOME	0- 0	10- 2	4- 0				
5- 9	0- 1	0- 2	AWAY	0- 1	5- 5	5- 1				
1- 1	0- 0	0- 0	NEUTRAL	0- 1	1- 0	0- 0				
4- 7	0- 1	0- 1	NON-CONFERENCE	0- 2	4- 3	2- 0				
2- 2	0- 0	0- 0	HOME	0- 0	2- 2	1- 0				
1- 4	0- 1	0- 1	AWAY	0- 1	1- 1	1- 0				
1- 1	0- 0	0- 0	NEUTRAL	0- 1	1- 0	0- 0				
12- 6	0- 0	0- 2	CONFERENCE	0- 0	12- 4	7- 1				
8- 1	0- 0	0- 1	HOME	0- 0	8- 0	3- 0				
4- 5	0- 0	0- 1	AWAY	0- 0	4- 4	4- 1				
0- 0	0- 0	0- 0	NEUTRAL	0- 0	0- 0	0- 0				

RPI 1-25				RPI 26-50				RPI 51-100				RPI 101+				Team's RPI: 140
RPI	S	Opponent	Score	RPI	S	Opponent	Score	RPI	S	Opponent	Score	RPI	S	Opponent	Score	
7	A	Oregon	40 81	32	A	Gonzaga	45 69	61	A	Purdue	40 65	126	A	Portland St.	60 75	
				36	A	Northern Colo.	62 68	77	N	Saint Mary's (CA)	56 76	126	H	Portland St.	64 57	
				36	H	Northern Colo.	65 70					133	H	Boise St.	57 61	
												139	H	Cal Poly	75 72	
												142	A	Fresno St.	56 81	
												145	H	Weber St.	77 68	
												151	A	Idaho	71 85	
												151	H	Idaho	71 64	
												153	H	Idaho St.	66 64	
												155	H	BYU	69 73	
												159	N	UT Martin	61 58	
												200	A	North Dakota	79 81	
												200	H	North Dakota	74 70	
												204	A	Montana St.	74 77	
												237	A	Montana	75 72	
												274	A	Sacramento St.	83 72	
												274	H	Sacramento St.	83 76	
												288	A	Air Force	65 63	
												305	A	Northern Ariz.	98 83	
												305	H	Northern Ariz.	82 62	
												322	H	Utah Valley	61 41	
												328	A	Southern Utah	70 49	
												328	H	Southern Utah	58 41	
-----																
LAST 12 Division I GAMES:																
				305	A	Northern Ariz.	98 83	151	A	Idaho	71 85					
				328	A	Southern Utah	70 49	126	H	Portland St.	64 57					
				153	H	Idaho St.	66 64	274	H	Sacramento St.	83 76					
				145	H	Weber St.	77 68	36	A	Northern Colo.	62 68					
				204	A	Montana St.	74 77	200	A	North Dakota	79 81					
				237	A	Montana	75 72	328	H	Southern Utah	58 41					

Non-Div I Games: Multnomah 88 42

Eastern Wash.

Loss, 
Non-Conf, 
S Site, 
H Home
A Away 
N Neutral





Average RPI Win:	294	WON-LOST	WINNING	LAST 10	STRENGTH OF	OPP. STRENGTH	TEAM	ADJ.	CONF.	ADJ CONF.
Average RPI Loss:	211	RECORD	PCT. RANK	GAMES	SCHEDULE	OF SCHEDULE	RPI	RPI	RPI	RPI

DIV. I ONLY	1- 26	348	0- 10	310	286	349	349	24	24
DIV. I NON-CONF.	1- 8	313	0- 0	318	343	347	347	21	21
-----									
TOTALS	RPI 1-25	RPI 26-50	W-L RECORDS	RPI 51-100	RPI 101-999	RPI 201+			
1- 26	0- 0	0- 0	OVERALL	0- 6	1- 20	1- 15			
1- 10	0- 0	0- 0	HOME	0- 2	1- 8	1- 5			
0- 16	0- 0	0- 0	AWAY	0- 1	0- 4	0- 3			
0- 0	0- 0	0- 0	NEUTRAL	0- 0	0- 0	0- 0			
1- 8	0- 0	0- 0	NON-CONFERENCE	0- 2	1- 6	1- 5			
1- 1	0- 0	0- 0	HOME	0- 0	1- 1	1- 0			
0- 7	0- 0	0- 0	AWAY	0- 2	0- 5	0- 5			
0- 0	0- 0	0- 0	NEUTRAL	0- 0	0- 0	0- 0			
0- 18	0- 0	0- 0	CONFERENCE	0- 4	0- 14	0- 10			
0- 9	0- 0	0- 0	HOME	0- 2	0- 7	0- 5			
0- 9	0- 0	0- 0	AWAY	0- 2	0- 7	0- 5			
0- 0	0- 0	0- 0	NEUTRAL	0- 0	0- 0	0- 0			

RPI 1-25	RPI 26-50	RPI 51-100	RPI 101+	Team's RPI: 349
RPI S Opponent Score	RPI S Opponent Score	RPI S Opponent Score	RPI S Opponent Score	
		56 A Western Ky. 54 92	135 A UNI 41 65	
		71 A Drake 66 107	135 H UNI 60 85	
		71 H Drake 50 101	171 A Southern Ill. 41 66	
		86 A Kentucky 62 100	171 H Southern Ill. 62 74	
		96 A Missouri St. 51 97	191 H Morehead St. 75 82	
		96 H Missouri St. 65 95	232 A Southeast Mo. St. 65 74	
			242 A Illinois St. 44 70	
			242 H Illinois St. 43 67	
			248 A Austin Peay 73 82	
			259 A Indiana St. 48 56	
			259 H Indiana St. 57 66	
			267 A Bradley 47 92	
			267 H Bradley 59 117	
			294 H Murray St. 89 81	
			298 A Valparaiso 59 101	
			298 H Valparaiso 54 67	
			304 A Loyola Chicago 63 82	
			304 H Loyola Chicago 47 60	
			311 A Alabama A&M 56 70	
			332 A Ill. -Chicago 77 96	
			345 A Eastern Ill. 52 79	
LAST 12 Division I GAMES:				
171 A Southern Ill. 41 66	135 H UNI 60 85			
96 A Missouri St. 51 97	71 H Drake 50 101			
298 H Valparaiso 54 67	259 H Indiana St. 57 66			
304 H Loyola Chicago 47 60	304 A Loyola Chicago 63 82			
242 A Illinois St. 44 70	298 A Valparaiso 59 101			
267 A Bradley 47 92	267 H Bradley 59 117			

Non-Div I Games: Oakland City 96 59 Westminster (MO) 79 53

Average RPI Win:	211	WON-LOST	WINNING	LAST 10	STRENGTH OF	OPP. STRENGTH	TEAM	ADJ.	CONF.	ADJ CONF.
Average RPI Loss:	103	RECORD	PCT. RANK	GAMES	SCHEDULE	OF SCHEDULE	RPI	RPI	RPI	RPI
DIV. I ONLY	25- 4	10	9- 1	209	181	51	51	23	23	
DIV. I NON-CONF.	11- 3	45	0- 0	56	46	25	25	22	22	
-----										
TOTALS	RPI 1-25	RPI 26-50	W-L RECORDS	RPI 51-100	RPI 101-999	RPI 201+				
25- 4	1- 1	1- 0	OVERALL	4- 1	19- 2	14- 1				
13- 0	0- 0	1- 0	HOME	3- 0	9- 0	7- 0				
10- 2	0- 0	0- 0	AWAY	1- 0	9- 0	7- 0				
2- 2	1- 1	0- 0	NEUTRAL	0- 1	1- 0	0- 0				
11- 3	1- 1	1- 0	NON-CONFERENCE	2- 1	7- 1	4- 0				
5- 0	0- 0	1- 0	HOME	2- 0	2- 0	1- 0				
4- 1	0- 0	0- 0	AWAY	0- 0	4- 1	3- 0				
2- 2	1- 1	0- 0	NEUTRAL	0- 1	1- 0	0- 0				
14- 1	0- 0	0- 0	CONFERENCE	2- 0	12- 1	10- 1				
8- 0	0- 0	0- 0	HOME	1- 0	7- 0	6- 0				
6- 1	0- 0	0- 0	AWAY	1- 0	5- 1	4- 1				
0- 0	0- 0	0- 0	NEUTRAL	0- 0	0- 0	0- 0				

F  
G  
C  
UF  
G  
C  
U

RPI 1-25				RPI 26-50				RPI 51-100 Team's RPI: 51				RPI 101+			
RPI	S	Opponent	Score	RPI	S	Opponent	Score	RPI	S	Opponent	Score	RPI	S	Opponent	Score
6	N	Ohio St.	62 104	27	H	South Dakota St.	87 78	52	H	Harvard	65 56	107	A	Chattanooga	61 68
20	N	DePaul	89 84					57	N	Belmont	65 75	148	N	Kent St.	80 62
								86	H	Kentucky	70 64	163	H	SIUE	66 49
								98	A	Jacksonville	65 63	197	A	Siena	63 50
								98	H	Jacksonville	63 58	199	A	Stetson	74 60
												199	H	Stetson	80 40
												221	A	Akron	82 63
												240	H	Illinois	85 61
												241	A	North Florida	73 75
												241	H	North Florida	67 52
												253	A	Abilene Christian	94 55
												261	A	Lipscomb	68 54
												261	H	Lipscomb	88 52
												299	A	FIU	88 52
												300	A	Kennesaw St.	78 57
												300	H	Kennesaw St.	78 51
												302	A	USC Upstate	88 44
												302	H	USC Upstate	93 60
												339	A	NJIT	89 43
												339	H	NJIT	83 62
												339	H	NJIT	90 66
-----															
LAST 12 Division I GAMES:															
339	H	NJIT	83 62	241	H	North Florida	67 52	98	A	Jacksonville	65 63				
199	A	Stetson	74 60	98	A	Jacksonville	65 63	241	A	North Florida	73 75				
300	H	Kennesaw St.	78 51	98	H	Jacksonville	63 58								
261	H	Lipscomb	88 52	261	A	Lipscomb	68 54								
339	A	NJIT	89 43	300	A	Kennesaw St.	78 57								
302	A	USC Upstate	88 44												

Non-Div I Games: Southeastern (FL) 76 66 Ave Maria 99 35 Fla. Memorial 82 43

FGCU

Loss, 
Non-Conf, 
S Site, 
H Home
A Away 
N Neutral

Average RPI Win:	234	WON-LOST	WINNING	LAST 10	STRENGTH OF	OPP. STRENGTH	TEAM	ADJ.	CONF.	ADJ CONF.
Average RPI Loss:	175	RECORD	PCT. RANK	GAMES	SCHEDULE	OF SCHEDULE	RPI	RPI	RPI	RPI
DIV. I ONLY	8- 21	279	2- 8	194	226	299	299	18	18	
DIV. I NON-CONF.	3- 10	285	0- 0	237	263	319	319	19	19	
-----										
TOTALS	RPI 1-25	RPI 26-50	W-L RECORDS	RPI 51-100	RPI 101-999	RPI 201+				
8- 21	0- 1	0- 1	OVERALL	0- 4	8- 15	6- 9				
7- 10	0- 1	0- 0	HOME	0- 2	7- 7	5- 3				
1- 11	0- 0	0- 1	AWAY	0- 2	1- 8	1- 6				
0- 0	0- 0	0- 0	NEUTRAL	0- 0	0- 0	0- 0				
3- 10	0- 1	0- 1	NON-CONFERENCE	0- 2	3- 6	3- 4				
3- 6	0- 1	0- 0	HOME	0- 1	3- 4	3- 2				
0- 4	0- 0	0- 1	AWAY	0- 1	0- 2	0- 2				
0- 0	0- 0	0- 0	NEUTRAL	0- 0	0- 0	0- 0				
5- 11	0- 0	0- 0	CONFERENCE	0- 2	5- 9	3- 5				
4- 4	0- 0	0- 0	HOME	0- 1	4- 3	2- 1				
1- 7	0- 0	0- 0	AWAY	0- 1	1- 6	1- 4				
0- 0	0- 0	0- 0	NEUTRAL	0- 0	0- 0	0- 0				

RPI 1-25				RPI 26-50				RPI 51-100				RPI 101+				Team's RPI: 299
RPI	S	Opponent	Score	RPI	S	Opponent	Score	RPI	S	Opponent	Score	RPI	S	Opponent	Score	
14	H	South Fla.	52 82	50	A	Miami (FL)	69 77	51	H	FGCU	52 88	102	H	Middle Tenn.	59 63	
								56	A	Western Ky.	47 101	106	H	Rice	68 58	
								79	H	UAB	61 71	123	H	Louisiana Tech	57 54	
								97	A	Georgetown	56 77	124	H	Bethune-Cookman	59 77	
												154	A	Charlotte	57 80	
												164	H	Clemson	65 67	
												176	A	UTEP	70 86	
												176	H	UTEP	76 77	
												205	A	Southern Miss.	74 70	
												223	A	Fla. Atlantic	63 67	
												223	H	Fla. Atlantic	86 65	
												227	H	North Texas	46 92	
												266	A	UTSA	66 69	
												269	A	Howard	62 69	
												270	A	Morgan St.	51 62	
												282	A	Old Dominion	60 68	
												284	H	North Dakota St.	68 71	
												288	H	Air Force	70 69	
												293	H	Vermont	80 70	
												309	A	Marshall	75 78	
												309	H	Marshall	67 54	
												311	H	Alabama A&M	51 58	
												324	H	Charleston So.	77 70	
-----																
LAST 12 Division I GAMES:																
205	A	Southern Miss.	74 70	227	H	North Texas	46 92	154	A	Charlotte	57 80					
176	A	UTEP	70 86	282	A	Old Dominion	60 68	309	A	Marshall	75 78					
223	A	Fla. Atlantic	63 67	79	H	UAB	61 71									
223	H	Fla. Atlantic	86 65	123	H	Louisiana Tech	57 54									
266	A	UTSA	66 69													
102	H	Middle Tenn.	59 63													

Non-Div I Games:

FIU

Average RPI Win:	287	WON-LOST	WINNING	LAST 10	STRENGTH OF	OPP. STRENGTH	TEAM	ADJ.	CONF.	ADJ CONF.
Average RPI Loss:	176	RECORD	PCT. RANK	GAMES	SCHEDULE	OF SCHEDULE	RPI	RPI	RPI	RPI
DIV. I ONLY	13- 17	217	5- 5	328	276	275	275	28	28	
DIV. I NON-CONF.	3- 8	268	0- 0	306	227	310	310	25	25	
<hr/>										
TOTALS	RPI 1-25	RPI 26-50	W-L RECORDS	RPI 51-100	RPI 101-999	RPI 201+				
13- 17	0- 0	0- 3	OVERALL	0- 0	13- 14	12- 6				
8- 5	0- 0	0- 2	HOME	0- 0	8- 3	7- 1				
5- 10	0- 0	0- 1	AWAY	0- 0	5- 9	5- 4				
0- 2	0- 0	0- 0	NEUTRAL	0- 0	0- 2	0- 1				
3- 8	0- 0	0- 1	NON-CONFERENCE	0- 0	3- 7	3- 2				
2- 2	0- 0	0- 1	HOME	0- 0	2- 1	2- 0				
1- 5	0- 0	0- 0	AWAY	0- 0	1- 5	1- 2				
0- 1	0- 0	0- 0	NEUTRAL	0- 0	0- 1	0- 0				
10- 9	0- 0	0- 2	CONFERENCE	0- 0	10- 7	9- 4				
6- 3	0- 0	0- 1	HOME	0- 0	6- 2	5- 1				
4- 5	0- 0	0- 1	AWAY	0- 0	4- 4	4- 2				
0- 1	0- 0	0- 0	NEUTRAL	0- 0	0- 1	0- 1				

RPI 1-25				RPI 26-50				RPI 51-100				RPI 101+				Team's RPI: 275
RPI	S	Opponent	Score	RPI	S	Opponent	Score	RPI	S	Opponent	Score	RPI	S	Opponent	Score	
				29	H	Villanova	44 73					121	A	Seton Hall	61 80	
				37	A	Quinnipiac	45 77					138	A	Northeastern	43 63	
				37	H	Quinnipiac	39 58					157	A	William & Mary	47 57	
												158	A	Marist	63 71	
												158	H	Marist	34 48	
												174	N	New Hampshire	61 71	
												195	H	Richmond	67 72	
												197	A	Siena	40 51	
												197	H	Siena	44 43	
												207	A	Lehigh	53 56	
												208	A	Boston College	66 58	
												233	H	Niagara	59 53	
												250	A	Rider	68 57	
												250	H	Rider	45 61	
												250	N	Rider	64 71	
												262	A	Manhattan	44 55	
												262	H	Manhattan	55 52	
												283	A	Monmouth	65 73	
												283	H	Monmouth	61 55	
												285	A	Canisius	56 52	
												291	H	Mt. St. Mary's	76 65	
												334	A	Rhode Island	47 62	
												342	A	Iona	78 68	
												342	H	Iona	59 39	
												347	A	Saint Peter's	62 40	
												347	H	Saint Peter's	62 41	
												348	H	UMass Lowell	78 67	
<hr/>																
LAST 12 Division I GAMES:																
				250	N	Rider	64 71	262	A	Manhattan	44 55					
				342	H	Iona	59 39	342	A	Iona	78 68					
				283	A	Monmouth	65 73	262	H	Manhattan	55 52					
				347	A	Saint Peter's	62 40	37	H	Quinnipiac	39 58					
				197	H	Siena	44 43	250	A	Rider	68 57					
				158	H	Marist	34 48	197	A	Siena	40 51					

Non-Div I Games:

Fairfield

Average RPI Win: 295	WON-LOST RECORD	WINNING PCT. RANK	LAST 10 GAMES	STRENGTH OF SCHEDULE	OPP. STRENGTH OF SCHEDULE	TEAM RPI	ADJ. RPI	CONF. RPI	ADJ CONF. RPI
Average RPI Loss: 211									
DIV. I ONLY	14- 14	175	3- 7	346	334	286	286	29	29
DIV. I NON-CONF.	7- 3	74	0- 0	344	341	242	242	29	29
-----									
TOTALS	RPI 1-25	RPI 26-50	W-L RECORDS	RPI 51-100	RPI 101-999	RPI 201+			
14- 14	0- 0	0- 1	OVERALL	0- 0	14- 13	13- 8			
8- 7	0- 0	0- 0	HOME	0- 0	8- 7	7- 4			
6- 7	0- 0	0- 1	AWAY	0- 0	6- 6	6- 4			
0- 0	0- 0	0- 0	NEUTRAL	0- 0	0- 0	0- 0			
7- 3	0- 0	0- 1	NON-CONFERENCE	0- 0	7- 2	6- 1			
5- 1	0- 0	0- 0	HOME	0- 0	5- 1	4- 0			
2- 2	0- 0	0- 1	AWAY	0- 0	2- 1	2- 1			
0- 0	0- 0	0- 0	NEUTRAL	0- 0	0- 0	0- 0			
7- 11	0- 0	0- 0	CONFERENCE	0- 0	7- 11	7- 7			
3- 6	0- 0	0- 0	HOME	0- 0	3- 6	3- 4			
4- 5	0- 0	0- 0	AWAY	0- 0	4- 5	4- 3			
0- 0	0- 0	0- 0	NEUTRAL	0- 0	0- 0	0- 0			

RPI S Opponent	Score	RPI S Opponent	Score	RPI S Opponent	Score	RPI S Opponent	Score	Team's RPI: 286
		40 A Rutgers	35 101			118 A Saint Francis (PA)	61 80	
						118 H Saint Francis (PA)	56 80	
						132 A Robert Morris	49 62	
						132 H Robert Morris	68 77	
						152 H Army West Point	58 56	
						187 H Stony Brook	51 56	
						252 A Sacred Heart	48 61	
						252 H Sacred Heart	69 59	
						265 A St. Francis Brooklyn	70 62	
						265 H St. Francis Brooklyn	45 58	
						269 A Howard	65 68	
						273 A LIU Brooklyn	61 49	
						273 H LIU Brooklyn	53 62	
						283 H Monmouth	78 61	
						287 H Colgate	61 51	
						291 A Mt. St. Mary's	52 55	
						291 H Mt. St. Mary's	53 55	
						292 A Central Conn. St.	56 76	
						292 H Central Conn. St.	78 49	
						295 A Bryant	77 69	
						295 H Bryant	48 65	
						329 A Wagner	74 64	
						329 H Wagner	62 61	
						339 A NJIT	74 70	
						343 A Longwood	72 52	
						347 H Saint Peter's	69 59	
						348 H UMass Lowell	60 51	
LAST 12 Division I GAMES:								
252 A Sacred Heart	48 61	291 H Mt. St. Mary's	53 55					
265 H St. Francis Brooklyn	45 58	292 A Central Conn. St.	56 76					
273 H LIU Brooklyn	53 62	295 A Bryant	77 69					
118 A Saint Francis (PA)	61 80	273 A LIU Brooklyn	61 49					
132 A Robert Morris	49 62	265 A St. Francis Brooklyn	70 62					
329 H Wagner	62 61	252 H Sacred Heart	69 59					

Non-Div I Games: Rutgers-Newark 76 40

Fairleigh Dickinson

Average RPI Win:	259	WON-LOST	WINNING	LAST 10	STRENGTH OF	OPP. STRENGTH	TEAM	ADJ.	CONF.	ADJ CONF.
Average RPI Loss:	156	RECORD	PCT. RANK	GAMES	SCHEDULE	OF SCHEDULE	RPI	RPI	RPI	RPI
DIV. I ONLY	13- 14	195	3- 7	247	233	223	223	18	18	
DIV. I NON-CONF.	6- 5	153	0- 0	282	298	227	227	19	19	
-----										
TOTALS	RPI 1-25	RPI 26-50	W-L RECORDS	RPI 51-100	RPI 101-999	RPI 201+				
13- 14	0- 0	0- 1	OVERALL	0- 3	13- 10	11- 5				
9- 5	0- 0	0- 1	HOME	0- 0	9- 4	7- 2				
4- 8	0- 0	0- 0	AWAY	0- 3	4- 5	4- 2				
0- 1	0- 0	0- 0	NEUTRAL	0- 0	0- 1	0- 1				
6- 5	0- 0	0- 1	NON-CONFERENCE	0- 1	6- 3	6- 2				
4- 2	0- 0	0- 1	HOME	0- 0	4- 1	4- 1				
2- 2	0- 0	0- 0	AWAY	0- 1	2- 1	2- 0				
0- 1	0- 0	0- 0	NEUTRAL	0- 0	0- 1	0- 1				
7- 9	0- 0	0- 0	CONFERENCE	0- 2	7- 7	5- 3				
5- 3	0- 0	0- 0	HOME	0- 0	5- 3	3- 1				
2- 6	0- 0	0- 0	AWAY	0- 2	2- 4	2- 2				
0- 0	0- 0	0- 0	NEUTRAL	0- 0	0- 0	0- 0				

RPI 1-25				RPI 26-50				RPI 51-100				RPI 101+				Team's RPI: 223
RPI	S	Opponent	Score	RPI	S	Opponent	Score	RPI	S	Opponent	Score	RPI	S	Opponent	Score	
				47	H	Mercer	55 66	56	A	Western Ky.	63 82	102	H	Middle Tenn.	65 69	
								59	A	Nebraska	69 86	106	H	Rice	53 67	
								79	A	UAB	57 90	123	H	Louisiana Tech	86 72	
												143	A	Colorado	69 76	
												154	A	Charlotte	69 83	
												176	A	UTEP	70 75	
												176	H	UTEP	72 66	
												205	H	Southern Miss.	89 74	
												206	N	Bowling Green	55 66	
												227	H	North Texas	51 65	
												241	H	North Florida	83 75	
												249	H	Grand Canyon	73 77	
												259	A	Indiana St.	66 58	
												265	H	St. Francis Brooklyn	80 60	
												266	A	UTSA	99 65	
												279	H	UMKC	65 55	
												282	A	Old Dominion	54 59	
												299	A	FIU	65 86	
												299	H	FIU	67 63	
												306	A	Georgia St.	82 50	
												309	A	Marshall	62 55	
												309	H	Marshall	79 59	
												333	H	Delaware St.	90 67	
-----																
LAST 12 Division I GAMES:																
				154	A	Charlotte	69 83	227	H	North Texas	51 65					
				309	A	Marshall	62 55	102	H	Middle Tenn.	65 69					
				299	H	FIU	67 63	56	A	Western Ky.	63 82					
				205	H	Southern Miss.	89 74	79	A	UAB	57 90					
				299	A	FIU	65 86	266	A	UTSA	99 65					
				282	A	Old Dominion	54 59	123	H	Louisiana Tech	86 72					

Non-Div I Games:

Fla. Atlantic

Florida					Through Games Of March 6, 2018						
Average RPI	Win:	201	WON-LOST	WINNING	LAST 10	STRENGTH OF	OPP. STRENGTH	TEAM	ADJ.	CONF.	ADJ CONF.
Average RPI	Loss:	68	RECORD	PCT. RANK	GAMES	SCHEDULE	OF SCHEDULE	RPI	RPI	RPI	RPI
DIV. I ONLY		11- 19	244	1- 9		60	48	175	175	2	2
DIV. I NON-CONF.		8- 5	111	0- 0		198	131	179	179	2	2
-----											
TOTALS	RPI 1-25		RPI 26-50		W-L RECORDS	RPI 51-100		RPI 101-999		RPI 201+	
11- 19	0- 8		1- 3		OVERALL	1- 3		9- 5		4- 1	
7- 10	0- 4		0- 2		HOME	1- 2		6- 2		3- 1	
2- 7	0- 4		1- 1		AWAY	0- 1		1- 1		0- 0	
2- 2	0- 0		0- 0		NEUTRAL	0- 0		2- 2		1- 0	
8- 5	0- 2		1- 0		NON-CONFERENCE	1- 0		6- 3		4- 1	
5- 4	0- 2		0- 0		HOME	1- 0		4- 2		3- 1	
1- 0	0- 0		1- 0		AWAY	0- 0		0- 0		0- 0	
2- 1	0- 0		0- 0		NEUTRAL	0- 0		2- 1		1- 0	
3- 14	0- 6		0- 3		CONFERENCE	0- 3		3- 2		0- 0	
2- 6	0- 2		0- 2		HOME	0- 2		2- 0		0- 0	
1- 7	0- 4		0- 1		AWAY	0- 1		1- 1		0- 0	
0- 1	0- 0		0- 0		NEUTRAL	0- 0		0- 1		0- 0	

RPI 1-25				RPI 26-50				RPI 51-100				RPI 101+ Team's RPI: 175			
RPI	S	Opponent	Score	RPI	S	Opponent	Score	RPI	S	Opponent	Score	RPI	S	Opponent	Score
5	A	Mississippi St.	53 90	26	A	Georgia	43 63	86	H	Kentucky	53 56	107	H	Chattanooga	60 65
5	H	Mississippi St.	50 98	26	H	Georgia	57 66	94	H	Alabama	54 63	134	H	Saint Joseph's	71 51
6	H	Ohio St.	77 103	28	H	LSU	59 66	98	H	Jacksonville	69 59	146	A	Arkansas	65 51
8	H	Florida St.	54 84	34	A	Oklahoma	80 61	100	A	Auburn	55 84	150	H	Vanderbilt	88 71
9	H	Tennessee	42 70									161	A	Ole Miss	75 78
11	A	South Carolina	57 64									161	H	Ole Miss	61 60
15	A	Texas A&M	80 85									161	N	Ole Miss	43 48
24	A	Missouri	64 66									195	N	Richmond	87 80
LAST 12 Division I GAMES:															
161	N	Ole Miss	43 48	5	H	Mississippi St.	50 98	24	A	Missouri	64 66	26	H	Georgia	57 66
26	A	Georgia	43 63	26	H	Georgia	57 66	5	A	Mississippi St.	53 90	161	H	Ole Miss	61 60
9	H	Tennessee	42 70	150	H	Vanderbilt	88 71	146	A	Arkansas	65 51	306	H	Georgia St.	82 66
15	A	Texas A&M	80 85	11	A	South Carolina	57 64					309	H	Marshall	74 69

Non-Div I Games:

Florida

Average RPI Win:	305	WON-LOST	WINNING	LAST 10	STRENGTH OF	OPP. STRENGTH	TEAM	ADJ.	CONF.	ADJ CONF.
Average RPI Loss:	221	RECORD	PCT. RANK	GAMES	SCHEDULE	OF SCHEDULE	RPI	RPI	RPI	RPI
DIV. I ONLY	6- 23	315	3- 7	331	317	337	337	30	30	
DIV. I NON-CONF.	1- 11	331	0- 0	325	201	343	343	30	30	
-----										
TOTALS	RPI 1-25	RPI 26-50	W-L RECORDS	RPI 51-100	RPI 101-999	RPI 201+				
6- 23	0- 0	0- 0	OVERALL	0- 3	6- 20	6- 16				
3- 7	0- 0	0- 0	HOME	0- 0	3- 7	3- 5				
2- 15	0- 0	0- 0	AWAY	0- 3	2- 12	2- 10				
1- 1	0- 0	0- 0	NEUTRAL	0- 0	1- 1	1- 1				
1- 11	0- 0	0- 0	NON-CONFERENCE	0- 3	1- 8	1- 8				
0- 2	0- 0	0- 0	HOME	0- 0	0- 2	0- 2				
1- 8	0- 0	0- 0	AWAY	0- 3	1- 5	1- 5				
0- 1	0- 0	0- 0	NEUTRAL	0- 0	0- 1	0- 1				
5- 12	0- 0	0- 0	CONFERENCE	0- 0	5- 12	5- 8				
3- 5	0- 0	0- 0	HOME	0- 0	3- 5	3- 3				
1- 7	0- 0	0- 0	AWAY	0- 0	1- 7	1- 5				
1- 0	0- 0	0- 0	NEUTRAL	0- 0	1- 0	1- 0				

RPI 1-25				RPI 26-50				RPI 51-100				RPI 101+				Team's RPI: 337
RPI	S	Opponent	Score	RPI	S	Opponent	Score	RPI	S	Opponent	Score	RPI	S	Opponent	Score	
								81	A	Miami (OH)	33 73	124	A	Bethune-Cookman	42 44	
								91	A	Kansas St.	57 81	124	H	Bethune-Cookman	42 62	
								94	A	Alabama	55 91	165	H	N. C. A&T	52 73	
												178	A	Hampton	65 66	
												202	A	Eastern Mich.	61 83	
												213	A	Norfolk St.	49 70	
												225	N	A&M-Corpus Christi	55 58	
												228	A	Xavier	52 70	
												241	H	North Florida	68 77	
												244	A	Omaha	73 78	
												251	A	Texas Tech	63 82	
												252	H	Sacred Heart	68 73	
												268	A	UMES	70 87	
												269	A	Howard	65 76	
												269	H	Howard	74 59	
												269	N	Howard	69 64	
												270	A	Morgan St.	56 61	
												270	H	Morgan St.	44 59	
												306	A	Western Caro.	80 63	
												308	A	UTRGV	38 51	
												318	H	South Carolina St.	49 82	
												320	H	N. C. Central	84 81	
												321	A	Coppin St.	56 62	
												333	A	Delaware St.	73 65	
												333	H	Delaware St.	59 54	
												340	H	Savannah St.	47 65	
-----																
LAST 12 Division I GAMES:																
				269	N	Howard	69 64	320	H	N. C. Central	84 81					
				124	H	Bethune-Cookman	42 62	268	A	UMES	70 87					
				318	H	South Carolina St.	49 82	269	A	Howard	65 76					
				165	H	N. C. A&T	52 73	340	H	Savannah St.	47 65					
				333	A	Delaware St.	73 65	213	A	Norfolk St.	49 70					
				270	H	Morgan St.	44 59	178	A	Hampton	65 66					

Non-Div I Games: Lynn 74 37

Florida A&amp;M



Average RPI Win:	118	WON-LOST	WINNING	LAST 10	STRENGTH OF	OPP. STRENGTH	TEAM	ADJ.	CONF.	ADJ CONF.
Average RPI Loss:	14	RECORD	PCT. RANK	GAMES	SCHEDULE	OF SCHEDULE	RPI	RPI	RPI	RPI
DIV. I ONLY	25- 6	23	7- 3	12	20	8	8	1	1	
DIV. I NON-CONF.	12- 1	6	0- 0	28	91	5	5	1	1	
-----										
TOTALS	RPI 1-25	RPI 26-50	W-L RECORDS	RPI 51-100	RPI 101-999	RPI 201+				
25- 6	2- 5	5- 1	OVERALL	5- 0	13- 0	4- 0				
13- 1	0- 1	2- 0	HOME	4- 0	7- 0	3- 0				
11- 4	2- 3	2- 1	AWAY	1- 0	6- 0	1- 0				
1- 1	0- 1	1- 0	NEUTRAL	0- 0	0- 0	0- 0				
12- 1	1- 1	1- 0	NON-CONFERENCE	3- 0	7- 0	3- 0				
6- 0	0- 0	0- 0	HOME	2- 0	4- 0	2- 0				
6- 1	1- 1	1- 0	AWAY	1- 0	3- 0	1- 0				
0- 0	0- 0	0- 0	NEUTRAL	0- 0	0- 0	0- 0				
13- 5	1- 4	4- 1	CONFERENCE	2- 0	6- 0	1- 0				
7- 1	0- 1	2- 0	HOME	2- 0	3- 0	1- 0				
5- 3	1- 2	1- 1	AWAY	0- 0	3- 0	0- 0				
1- 1	0- 1	1- 0	NEUTRAL	0- 0	0- 0	0- 0				

RPI	S	Opponent	Score	RPI	S	Opponent	Score	RPI	S	Opponent	Score	RPI	S	Opponent	Score
2	H	Notre Dame	69 100	31	H	Virginia	77 62	54	H	Arizona St.	77 66	105	A	Wake Forest	81 79
2	N	Notre Dame	80 90	35	A	Syracuse	69 76	63	A	James Madison	79 63	115	H	North Carolina	103 65
3	A	Louisville	50 49	48	A	Creighton	92 82	67	H	Virginia Tech	107 62	160	H	Samford	87 62
12	A	Texas	72 87	50	A	Miami (FL)	91 71	68	H	Georgia Tech	64 61	162	A	Jacksonville St.	75 51
16	A	NC State	56 65	50	H	Miami (FL)	105 67	98	H	Jacksonville	82 50	164	A	Clemson	69 47
18	A	Duke	66 79	50	N	Miami (FL)	73 69					164	H	Clemson	91 43
22	A	Iowa	94 93									175	A	Florida	84 54
-----															
LAST 12 Division I GAMES:															
		2 N Notre Dame	80 90			50 A Miami (FL)	91 71								
		50 N Miami (FL)	73 69			31 H Virginia	77 62								
		68 H Georgia Tech	64 61			182 A Pittsburgh	66 59								
		208 H Boston College	67 39			16 A NC State	56 65								
		18 A Duke	66 79			2 H Notre Dame	69 100								
		164 H Clemson	91 43			3 A Louisville	50 49								

Non-Div I Games:

Florida St.

Average RPI Win:	190	WON-LOST	WINNING	LAST 10	STRENGTH OF	OPP. STRENGTH	TEAM	ADJ.	CONF.	ADJ CONF.
Average RPI Loss:	94	RECORD	PCT. RANK	GAMES	SCHEDULE	OF SCHEDULE	RPI	RPI	RPI	RPI
DIV. I ONLY	22- 9	62	6- 4	158	110	84	84	13	13	
DIV. I NON-CONF.	9- 4	82	0- 0	124	74	71	71	10	10	
-----										
TOTALS	RPI 1-25	RPI 26-50	W-L RECORDS	RPI 51-100	RPI 101-999	RPI 201+				
22- 9	0- 1	1- 2	OVERALL	5- 2	16- 4	9- 1				
14- 3	0- 1	1- 1	HOME	3- 0	10- 1	6- 0				
8- 5	0- 0	0- 1	AWAY	2- 2	6- 2	3- 1				
0- 1	0- 0	0- 0	NEUTRAL	0- 0	0- 1	0- 0				
9- 4	0- 1	1- 0	NON-CONFERENCE	3- 2	5- 1	3- 1				
7- 1	0- 1	1- 0	HOME	2- 0	4- 0	2- 0				
2- 3	0- 0	0- 0	AWAY	1- 2	1- 1	1- 1				
0- 0	0- 0	0- 0	NEUTRAL	0- 0	0- 0	0- 0				
13- 5	0- 0	0- 2	CONFERENCE	2- 0	11- 3	6- 0				
7- 2	0- 0	0- 1	HOME	1- 0	6- 1	4- 0				
6- 2	0- 0	0- 1	AWAY	1- 0	5- 1	2- 0				
0- 1	0- 0	0- 0	NEUTRAL	0- 0	0- 1	0- 0				

RPI	S	Opponent	Score	RPI	S	Opponent	Score	RPI	S	Opponent	Score	RPI	S	Opponent	Score
10	H	UCLA	30 67	33	A	Dayton	54 79	65	H	UC Davis	70 62	109	A	George Mason	67 62
				33	H	Dayton	62 63	72	A	St. John's (NY)	67 64	119	A	Saint Louis	85 91
				36	H	Northern Colo.	48 33	73	A	Duquesne	51 43	119	H	Saint Louis	66 63
								75	H	George Washington	61 50	130	H	Hartford	69 44
								82	A	Albany (NY)	52 59	134	H	Saint Joseph's	50 52
								89	H	Bucknell	71 62	134	N	Saint Joseph's	49 52
								93	A	Penn St.	60 65	182	H	Pittsburgh	58 55
												184	A	Davidson	58 45
												184	H	Davidson	66 58
												195	A	Richmond	43 38
												208	A	Boston College	52 55
												247	H	La Salle	66 45
												257	H	St. Bonaventure	72 48
												262	A	Manhattan	54 48
												276	A	Massachusetts	62 51
												281	A	VCU	64 54
												323	H	UMBC	55 46
												334	H	Rhode Island	75 53
												334	H	Rhode Island	76 64
												342	H	Iona	78 48
-----															
LAST 12 Division I GAMES:															
134	N	Saint Joseph's	49 52	184	A	Davidson	58 45	334	H	Rhode Island	76 64	119	A	Saint Louis	85 91
334	H	Rhode Island	75 53	334	H	Rhode Island	76 64	109	A	George Mason	67 62	257	H	St. Bonaventure	72 48
134	H	Saint Joseph's	50 52	195	A	Richmond	43 38								
73	A	Duquesne	51 43												
33	A	Dayton	54 79												
247	H	La Salle	66 45												

Non-Div I Games:

Fordham

Average RPI Win:	298	WON-LOST	WINNING	LAST 10	STRENGTH OF	OPP. STRENGTH	TEAM	ADJ.	CONF.	ADJ CONF.
Average RPI Loss:	159	RECORD	PCT. RANK	GAMES	SCHEDULE	OF SCHEDULE	RPI	RPI	RPI	RPI
DIV. I ONLY	3- 22	332	0- 10	162	207	325	325	12	12	
DIV. I NON-CONF.	2- 8	290	0- 0	296	317	337	337	16	16	
-----										
TOTALS	RPI 1-25	RPI 26-50	W-L RECORDS	RPI 51-100	RPI 101-999	RPI 201+				
3- 22	0- 0	0- 3	OVERALL	0- 6	3- 13	3- 8				
3- 8	0- 0	0- 1	HOME	0- 2	3- 5	3- 2				
0- 13	0- 0	0- 2	AWAY	0- 3	0- 8	0- 6				
0- 1	0- 0	0- 0	NEUTRAL	0- 1	0- 0	0- 0				
2- 8	0- 0	0- 1	NON-CONFERENCE	0- 1	2- 6	2- 5				
2- 2	0- 0	0- 0	HOME	0- 0	2- 2	2- 1				
0- 6	0- 0	0- 1	AWAY	0- 1	0- 4	0- 4				
0- 0	0- 0	0- 0	NEUTRAL	0- 0	0- 0	0- 0				
1- 14	0- 0	0- 2	CONFERENCE	0- 5	1- 7	1- 3				
1- 6	0- 0	0- 1	HOME	0- 2	1- 3	1- 1				
0- 7	0- 0	0- 1	AWAY	0- 2	0- 4	0- 2				
0- 1	0- 0	0- 0	NEUTRAL	0- 1	0- 0	0- 0				

RPI 1-25				RPI 26-50				RPI 51-100				RPI 101+				Team's RPI: 325	
RPI	S	Opponent	Score	RPI	S	Opponent	Score	RPI	S	Opponent	Score	RPI	S	Opponent	Score		
				27	A	South Dakota St.	49 105	57	A	Belmont	42 74	131	H	Milwaukee	48 60		
				27	H	South Dakota St.	55 77	60	A	South Dakota	43 85	172	A	Oral Roberts	45 66		
				39	A	Michigan	45 77	60	H	South Dakota	60 79	172	H	Oral Roberts	48 73		
								60	N	South Dakota	32 83	177	A	Denver	65 86		
								99	A	Western Ill.	44 91	177	H	Denver	55 73		
								99	H	Western Ill.	64 100	220	A	Coastal Caro.	58 67		
												228	A	Xavier	50 62		
												240	A	Illinois	50 64		
												244	A	Omaha	61 77		
												244	H	Omaha	76 65		
												284	A	North Dakota St.	56 72		
												284	H	North Dakota St.	52 66		
												298	A	Valparaiso	50 68		
												304	H	Loyola Chicago	79 70		
												332	H	Ill.-Chicago	51 67		
												345	H	Eastern Ill.	93 77		
LAST 12 Division I GAMES:																	
				60	N	South Dakota	32 83	172	A	Oral Roberts	45 66						
				27	H	South Dakota St.	55 77	27	A	South Dakota St.	49 105						
				284	H	North Dakota St.	52 66	284	A	North Dakota St.	56 72						
				244	A	Omaha	61 77	99	A	Western Ill.	44 91						
				60	H	South Dakota	60 79	60	A	South Dakota	43 85						
				177	A	Denver	65 86	244	H	Omaha	76 65						

Non-Div I Games: Quincy 73 72 Maryville (MO) 70 76 Findlay 55 75

Fort Wayne

Average RPI Win: 198

Average RPI Loss: 144

WON-LOST  
RECORDWINNING  
PCT. RANKLAST 10  
GAMESSTRENGTH OF  
SCHEDULEOPP. STRENGTH  
OF SCHEDULETEAM  
RPIADJ.  
RPICONF.  
RPIADJ CONF.  
RPIDIV. I ONLY  
DIV. I NON-CONF.16- 14  
5- 6157  
1876- 4  
0- 0133  
113160  
262142  
180142  
18016  
1416  
14

TOTALS

RPI 1-25

RPI 26-50

W-L RECORDS

RPI 51-100

RPI 101-999

RPI 201+

16- 14  
11- 4  
5- 9  
0- 10- 0  
0- 0  
0- 0  
0- 00- 0  
0- 0  
0- 0  
0- 0OVERALL  
HOME  
AWAY  
NEUTRAL2- 5  
1- 3  
1- 2  
0- 014- 9  
10- 1  
4- 7  
0- 17- 3  
5- 1  
2- 2  
0- 05- 6  
4- 2  
1- 4  
0- 00- 0  
0- 0  
0- 0  
0- 00- 0  
0- 0  
0- 0  
0- 0NON-CONFERENCE  
HOME  
AWAY  
NEUTRAL0- 1  
0- 1  
0- 0  
0- 05- 5  
4- 1  
1- 4  
0- 01- 2  
1- 1  
0- 1  
0- 011- 8  
7- 2  
4- 5  
0- 10- 0  
0- 0  
0- 0  
0- 00- 0  
0- 0  
0- 0  
0- 0CONFERENCE  
HOME  
AWAY  
NEUTRAL2- 4  
1- 2  
1- 2  
0- 09- 4  
6- 0  
3- 3  
0- 16- 1  
4- 0  
2- 1  
0- 0

RPI 1-25

RPI S Opponent Score

RPI 26-50

RPI S Opponent Score

RPI 51-100

RPI S Opponent Score

RPI 101+

Team's RPI: 142

RPI S Opponent Score

54 H Arizona St. 49 81

69 A Wyomi ng 57 74

69 H Wyomi ng 60 47

87 A New Mexi co 75 88

87 H New Mexi co 89 93

92 A UNLV 74 72

92 H UNLV 58 73

103 A Colorado St. 75 64

103 H Colorado St. 56 45

103 N Colorado St. 55 71

129 A San Francis sco 62 70

133 A Boise St. 66 75

137 A Texas St. 59 76

140 H Eastern Wash. 81 56

145 H Weber St. 81 78

167 A UT Arlington 54 67

180 A Nevada 73 90

180 H Nevada 68 55

188 H Paci fi c 81 70

198 A UC Santa Barbara 64 57

211 A CSUN 72 85

237 H Montana 61 58

246 H UC Riversi de 56 68

271 A San Diego St. 66 60

271 H San Diego St. 64 53

280 H San Jose St. 81 71

288 A Air Force 64 58

288 H Air Force 64 48

314 A Utah St. 52 60

314 H Utah St. 57 56

LAST 12 Division I GAMES:

103 N Colorado St. 55 71 271 A San Diego St. 66 60

87 H New Mexico 89 93 69 H Wyomi ng 60 47

69 A Wyomi ng 57 74 180 H Nevada 68 55

92 H UNLV 58 73 288 H Air Force 64 48

103 A Colorado St. 75 64 314 A Utah St. 52 60

280 H San Jose St. 81 71 92 A UNLV 74 72

F  
r  
e  
s  
n  
o  
s  
t  
.F  
r  
e  
s  
n  
o  
s  
t  
.

Non-Div I Games:

Fresno St.

Loss, Non-Conf, S Site, H Home A Away N Neutral

Average RPI Win: 224	WON-LOST RECORD	WINNING PCT. RANK	LAST 10 GAMES	STRENGTH OF SCHEDULE	OPP. STRENGTH OF SCHEDULE	TEAM RPI	ADJ. RPI	CONF. RPI	ADJ CONF. RPI
Average RPI Loss: 154									
DIV. I ONLY	14- 13	163	4- 5	273	138	190	190	17	17
DIV. I NON-CONF.	7- 5	132	0- 0	294	185	168	168	17	17
-----									
TOTALS	RPI 1-25	RPI 26-50	W-L RECORDS	RPI 51-100	RPI 101-999	RPI 201+			
14- 13	0- 0	0- 3	OVERALL	0- 0	14- 10	9- 5			
9- 2	0- 0	0- 1	HOME	0- 0	9- 1	6- 0			
4- 9	0- 0	0- 0	AWAY	0- 0	4- 3	3- 2			
1- 2	0- 0	0- 0	NEUTRAL	0- 0	1- 2	0- 1			
7- 5	0- 0	0- 1	NON-CONFERENCE	0- 0	7- 4	5- 3			
4- 0	0- 0	0- 0	HOME	0- 0	4- 0	3- 0			
2- 4	0- 0	0- 1	AWAY	0- 0	2- 3	2- 2			
1- 1	0- 0	0- 0	NEUTRAL	0- 0	1- 1	0- 1			
7- 8	0- 0	0- 2	CONFERENCE	0- 0	7- 6	4- 2			
5- 2	0- 0	0- 1	HOME	0- 0	5- 1	3- 0			
2- 5	0- 0	0- 1	AWAY	0- 0	2- 4	1- 2			
0- 1	0- 0	0- 0	NEUTRAL	0- 0	0- 1	0- 0			

RPI S Opponent	Score	RPI S Opponent	Score	RPI S Opponent	Score	RPI S Opponent	Score
		26 A Georgi a	44 79			101 N Ohio	70 68
		47 A Mercer	53 65			107 A Chattanooga	50 45
		47 H Mercer	64 86			107 H Chattanooga	58 57
						110 A ETSU	46 56
						110 H ETSU	57 69
						115 A North Carolina	56 84
						160 A Samford	58 62
						160 H Samford	45 41
						160 N Samford	58 59
						184 H Davi dson	65 62
						216 A UNCG	74 76
						216 H UNCG	55 54
						224 A UNC Asheville	71 63
						228 N Xavier	62 75
						229 A Gardner-Webb	57 71
						245 A Presbyterian	75 76
						258 H UNCW	76 71
						262 H Col. of Charleston	72 58
						300 H Kennesaw St.	78 59
						302 A USC Upstate	80 59
						303 A Wofford	48 79
						303 H Wofford	63 57
						306 A Western Caro.	68 59
						306 H Western Caro.	66 46
LAST 12 Division I GAMES:							
160 N Samford	58 59	160 A Samford	58 62				
303 H Wofford	63 57	47 A Mercer	53 65				
110 A ETSU	46 56	303 A Wofford	48 79				
107 A Chattanooga	50 45	107 H Chattanooga	58 57				
306 H Western Caro.	66 46	110 H ETSU	57 69				
216 H UNCG	55 54	216 A UNCG	74 76				

Non-Div I Games: Pfeiffer 102 51 Bob Jones 93 46 Converse 80 41

Furman

Average RPI Win:	274	WON-LOST	WINNING	LAST 10	STRENGTH OF	OPP. STRENGTH	TEAM	ADJ.	CONF.	ADJ CONF.
Average RPI Loss:	178	RECORD	PCT. RANK	GAMES	SCHEDULE	OF SCHEDULE	RPI	RPI	RPI	RPI
DIV. I ONLY	3- 25	335	1- 9	151	308	327	327	22	22	
DIV. I NON-CONF.	1- 8	313	0- 0	120	331	286	286	23	23	
-----										
TOTALS	RPI 1-25	RPI 26-50	W-L RECORDS	RPI 51-100	RPI 101-999	RPI 201+				
3- 25	0- 0	0- 2	OVERALL	0- 4	3- 19	2- 8				
2- 12	0- 0	0- 0	HOME	0- 3	2- 9	1- 4				
1- 12	0- 0	0- 2	AWAY	0- 1	1- 9	1- 4				
0- 1	0- 0	0- 0	NEUTRAL	0- 0	0- 1	0- 0				
1- 8	0- 0	0- 2	NON-CONFERENCE	0- 2	1- 4	1- 2				
0- 5	0- 0	0- 0	HOME	0- 2	0- 3	0- 2				
1- 3	0- 0	0- 2	AWAY	0- 0	1- 1	1- 0				
0- 0	0- 0	0- 0	NEUTRAL	0- 0	0- 0	0- 0				
2- 17	0- 0	0- 0	CONFERENCE	0- 2	2- 15	1- 6				
2- 7	0- 0	0- 0	HOME	0- 1	2- 6	1- 2				
0- 9	0- 0	0- 0	AWAY	0- 1	0- 8	0- 4				
0- 1	0- 0	0- 0	NEUTRAL	0- 0	0- 1	0- 0				

RPI 1-25				RPI 26-50				RPI 51-100				RPI 101+ Team's RPI: 327			
RPI	S	Opponent	Score	RPI	S	Opponent	Score	RPI	S	Opponent	Score	RPI	S	Opponent	Score
				46	A	UCF	38 62	80	H	IUPUI	52 72	137	A	Texas St.	51 60
				47	A	Mercer	45 72	94	H	Alabama	36 84	137	H	Texas St.	56 81
								95	A	Little Rock	52 92	165	A	N.C. A&T	49 60
								95	H	Little Rock	34 64	167	A	UT Arlington	49 70
												167	H	UT Arlington	73 68
												168	A	South Ala.	52 79
												168	H	South Ala.	74 81
												169	H	Louisiana	48 58
												169	N	Louisiana	81 88
												179	A	Troy	47 88
												179	H	Troy	80 95
												187	H	Stony Brook	49 68
												219	A	Arkansas St.	48 69
												219	H	Arkansas St.	62 71
												220	A	Coastal Caro.	51 54
												260	A	Appalachian St.	56 87
												300	H	Kennesaw St.	58 60
												306	A	Georgia St.	56 71
												306	H	Georgia St.	58 66
												318	A	South Carolina St.	61 58
												338	H	La.-Monroe	75 45
												340	H	Savannah St.	67 71
-----															
LAST 12 Division I GAMES:															
				169	N	Louisiana	81 88	169	H	Louisiana	48 58				
				179	H	Troy	80 95	338	H	La.-Monroe	75 45				
				168	H	South Ala.	74 81	219	A	Arkansas St.	48 69				
				137	A	Texas St.	51 60	95	A	Little Rock	52 92				
				167	A	UT Arlington	49 70	167	H	UT Arlington	73 68				
				306	H	Georgia St.	58 66	137	H	Texas St.	56 81				

Non-Div I Games: Coastal Ga. 68 63 Thomas (GA) 79 51

Ga. Southern

Average RPI Win:	275	WON-LOST	WINNING	LAST 10	STRENGTH OF	OPP. STRENGTH	TEAM	ADJ.	CONF.	ADJ CONF.
Average RPI Loss:	174	RECORD	PCT. RANK	GAMES	SCHEDULE	OF SCHEDULE	RPI	RPI	RPI	RPI
DIV. I ONLY	15- 12	136	4- 6	322	304	229	229	27	27	
DIV. I NON-CONF.	7- 2	51	0- 0	302	214	125	125	28	28	
-----										
TOTALS	RPI 1-25	RPI 26-50	W-L RECORDS	RPI 51-100	RPI 101-999	RPI 201+				
15- 12	0- 0	0- 1	OVERALL	0- 3	15- 8	10- 6				
9- 5	0- 0	0- 1	HOME	0- 1	9- 3	6- 3				
6- 7	0- 0	0- 0	AWAY	0- 0	6- 3	4- 1				
0- 0	0- 0	0- 0	NEUTRAL	0- 0	0- 0	0- 0				
7- 2	0- 0	0- 1	NON-CONFERENCE	0- 1	7- 0	4- 0				
4- 1	0- 0	0- 1	HOME	0- 0	4- 0	3- 0				
3- 1	0- 0	0- 0	AWAY	0- 1	3- 0	1- 0				
0- 0	0- 0	0- 0	NEUTRAL	0- 0	0- 0	0- 0				
8- 10	0- 0	0- 0	CONFERENCE	0- 2	8- 8	6- 6				
5- 4	0- 0	0- 0	HOME	0- 1	5- 3	3- 3				
3- 6	0- 0	0- 0	AWAY	0- 1	3- 5	3- 3				
0- 0	0- 0	0- 0	NEUTRAL	0- 0	0- 0	0- 0				

RPI 1-25				RPI 26-50				RPI 51-100				RPI 101+				Team's RPI: 229
RPI	S	Opponent	Score	RPI	S	Opponent	Score	RPI	S	Opponent	Score	RPI	S	Opponent	Score	
				46	H	UCF	30 65	86	A	Kentucky	34 72	136	A	Radford	46 66	
								88	A	Liberty	41 59	136	H	Radford	69 53	
								88	H	Liberty	60 85	184	A	Davi dson	70 65	
												190	H	Furman	71 57	
												191	A	Morehead St.	68 60	
												194	A	High Point	80 83	
												194	H	High Point	54 47	
												224	A	UNC Asheville	60 62	
												224	H	UNC Asheville	60 61	
												245	A	Presbyteri an	69 72	
												245	H	Presbyteri an	50 60	
												255	A	Campbel l	55 63	
												255	H	Campbel l	44 73	
												291	A	Mt. St. Mary's	75 67	
												302	H	USC Upstate	60 39	
												303	H	Wofford	73 55	
												306	H	Western Caro.	70 67	
												324	A	Charleston So.	75 59	
												324	H	Charleston So.	68 52	
												343	A	Longwood	61 54	
												343	H	Longwood	52 41	
												344	A	Wi nthrop	66 59	
												344	H	Wi nthrop	68 55	
LAST 12 Division I GAMES:																
				224	A	UNC Asheville	60 62	344	H	Wi nthrop	68 55					
				255	A	Campbel l	55 63	88	A	Liberty	41 59					
				194	H	High Point	54 47	136	A	Radford	46 66					
				245	H	Presbyteri an	50 60	224	H	UNC Asheville	60 61					
				324	A	Charleston So.	75 59	344	A	Wi nthrop	66 59					
				343	H	Longwood	52 41	255	H	Campbel l	44 73					

Non-Div I Games:      Montreat      83   26      Pfei ffer      72   53      Converse      82   59

Gardner-Webb

Loss, Non-Conf, S Site, H Home A Away N Neutral

Average RPI Win:	236	WON-LOST	WINNING	LAST 10	STRENGTH OF	OPP. STRENGTH	TEAM	ADJ.	CONF.	ADJ CONF.
Average RPI Loss:	75	RECORD	PCT. RANK	GAMES	SCHEDULE	OF SCHEDULE	RPI	RPI	RPI	RPI
DIV. I ONLY	23- 9	58	7- 3	263	137	109	109	13	13	
DIV. I NON-CONF.	11- 3	45	0- 0	260	266	86	86	10	10	
-----										
TOTALS	RPI 1-25	RPI 26-50	W-L RECORDS	RPI 51-100	RPI 101-999	RPI 201+				
23- 9	0- 0	0- 2	OVERALL	2- 6	21- 1	17- 0				
16- 2	0- 0	0- 0	HOME	1- 2	15- 0	12- 0				
6- 6	0- 0	0- 0	AWAY	0- 1	6- 1	5- 0				
1- 1	0- 0	0- 0	NEUTRAL	1- 1	0- 0	0- 0				
11- 3	0- 0	0- 1	NON-CONFERENCE	2- 1	9- 1	9- 0				
9- 0	0- 0	0- 0	HOME	1- 0	8- 0	8- 0				
1- 3	0- 0	0- 1	AWAY	0- 1	1- 1	1- 0				
1- 0	0- 0	0- 0	NEUTRAL	1- 0	0- 0	0- 0				
12- 6	0- 0	0- 1	CONFERENCE	0- 5	12- 0	8- 0				
7- 2	0- 0	0- 0	HOME	0- 2	7- 0	4- 0				
5- 3	0- 0	0- 1	AWAY	0- 2	5- 0	4- 0				
0- 1	0- 0	0- 0	NEUTRAL	0- 1	0- 0	0- 0				

RPI 1-25				RPI 26-50				RPI 51-100				RPI 101+				Team's RPI: 109	
RPI	S	Opponent	Score	RPI	S	Opponent	Score	RPI	S	Opponent	Score	RPI	S	Opponent	Score		
				33	A	Dayton	66 71	55	H	Ameri can	71 53	119	H	Saint Loui s	81 72		
				39	A	Mi chi gan	61 75	71	N	Drake	87 75	134	A	Saint Joseph' s	65 57		
								73	A	Duquesne	64 71	143	A	Col orado	61 76		
								75	A	George Washi ngton	52 62	184	H	Davi dson	74 61		
								75	H	George Washi ngton	61 65	195	H	Ri chmond	77 56		
								75	N	George Washi ngton	59 64	232	H	Southeast Mo. St.	57 38		
								78	A	Houston	73 82	234	A	Loyola Maryl and	80 72		
								84	H	Fordham	62 67	242	H	Ill i noi s St.	56 37		
												247	A	La Salle	69 56		
												247	H	La Salle	65 55		
												257	A	St. Bonaventure	76 63		
												257	H	St. Bonaventure	78 63		
												257	H	St. Bonaventure	89 79		
												268	H	UMES	82 68		
												273	H	LIU Brookl yn	73 70		
												276	H	Massachusetts	71 60		
												281	A	VCU	65 42		
												282	H	Old Domini on	66 53		
												316	H	Eastern Ky.	64 41		
												323	H	UMBC	58 38		
												334	A	Rhode Isl and	92 53		
												343	H	Longwood	60 41		
LAST 12 Division I GAMES:																	
				75	N	George Washington	59 64	276	H	Massachusetts	71 60						
				257	H	St. Bonaventure	89 79	75	H	George Washington	61 65						
				247	H	La Salle	65 55	134	A	Saint Joseph' s	65 57						
				33	A	Dayton	66 71	257	A	St. Bonaventure	76 63						
				257	H	St. Bonaventure	78 63	84	H	Fordham	62 67						
				281	A	VCU	65 42	119	H	Sai nt Loui s	81 72						

Non-Div I Games:

George Mason



Average RPI Win: <b>183</b>	WON-LOST RECORD	WINNING PCT. RANK	LAST 10 GAMES	STRENGTH OF SCHEDULE	OPP. STRENGTH OF SCHEDULE	TEAM RPI	ADJ. RPI	CONF. RPI	ADJ CONF. RPI
Average RPI Loss: <b>66</b>									
DIV. I ONLY	19- 13	116	8- 2	42	102	75	75	13	13
DIV. I NON-CONF.	5- 7	212	0- 0	23	27	110	110	10	10
-----									
TOTALS	RPI 1-25	RPI 26-50	W-L RECORDS	RPI 51-100	RPI 101-999	RPI 201+			
19- 13	0- 2	1- 6	OVERALL	2- 2	16- 3	9- 0			
8- 8	0- 1	0- 3	HOME	2- 1	6- 3	5- 0			
8- 5	0- 0	0- 0	AWAY	0- 0	8- 0	4- 0			
3- 0	0- 0	1- 0	NEUTRAL	0- 0	2- 0	0- 0			
5- 7	0- 2	0- 4	NON-CONFERENCE	2- 0	3- 1	3- 0			
3- 4	0- 1	0- 2	HOME	2- 0	1- 1	1- 0			
2- 3	0- 1	0- 2	AWAY	0- 0	2- 0	2- 0			
0- 0	0- 0	0- 0	NEUTRAL	0- 0	0- 0	0- 0			
14- 6	0- 0	1- 2	CONFERENCE	0- 2	13- 2	6- 0			
5- 4	0- 0	0- 1	HOME	0- 1	5- 2	4- 0			
6- 2	0- 0	0- 1	AWAY	0- 1	6- 0	2- 0			
3- 0	0- 0	1- 0	NEUTRAL	0- 0	2- 0	0- 0			

RPI 1-25				RPI 26-50				RPI 51-100				Team's RPI : 75				RPI 101+			
RPI	S	Opponent	Score	RPI	S	Opponent	Score	RPI	S	Opponent	Score	RPI	S	Opponent	Score	RPI	S	Opponent	Score
14	H	South Fla.	78 83	27	H	South Dakota St.	88 97	55	H	American	61 44	109	A	George Mason	65 61				
17	A	Maryland	54 80	30	A	Princeton	52 72	73	H	Duquesne	53 54	109	H	George Mason	62 52				
				33	A	Dayton	55 66	84	A	Fordham	50 61	109	N	George Mason	64 59				
				33	H	Dayton	53 57	97	H	Georgetown	65 54	119	A	Saint Louis	71 58				
				33	N	Dayton	58 53					119	H	Saint Louis	69 72				
				35	H	Syracuse	62 74					134	A	Saint Joseph's	49 46				
				47	A	Mercer	44 61					134	N	Saint Joseph's	65 49				
												150	H	Vanderbilt	59 69				
												184	A	Davidson	53 48				
												195	H	Richmond	36 49				
												203	H	Wisconsin	61 46				
												247	H	La Salle	69 49				
												247	H	La Salle	60 45				
												257	A	St. Bonaventure	63 56				
												272	A	Towson	66 43				
												276	H	Massachusetts	55 49				
												281	A	VCU	61 39				
												283	A	Monmouth	59 45				
												334	H	Rhode Island	65 52				
LAST 12 Division I GAMES:																			
				134	N	Saint Joseph's	65 49					119	A	Saint Louis	71 58				
				33	N	Dayton	58 53					276	H	Massachusetts	55 49				
				109	N	George Mason	64 59					33	H	Dayton	53 57				
				247	H	La Salle	69 49					109	A	George Mason	65 61				
				195	H	Richmond	36 49					257	A	St. Bonaventure	63 56				
				134	A	Saint Joseph's	49 46					247	H	La Salle	60 45				

Non-Div I Games:

George Washington

Loss, 
Non-Conf, S Site, 
H Home
A Away 
N Neutral





Average RPI Win:	269	WON-LOST	WINNING	LAST 10	STRENGTH OF	OPP. STRENGTH	TEAM	ADJ.	CONF.	ADJ CONF.
Average RPI Loss:	168	RECORD	PCT. RANK	GAMES	SCHEDULE	OF SCHEDULE	RPI	RPI	RPI	RPI
DIV. I ONLY	6- 22	312	3- 7	186	248	306	306	22	22	
DIV. I NON-CONF.	2- 7	286	0- 0	195	101	284	284	23	23	
-----										
TOTALS	RPI 1-25	RPI 26-50	W-L RECORDS	RPI 51-100	RPI 101-999	RPI 201+				
6- 22	0- 1	0- 0	OVERALL	0- 4	6- 17	4- 8				
5- 8	0- 0	0- 0	HOME	0- 2	5- 6	3- 2				
1- 13	0- 0	0- 0	AWAY	0- 0	1- 1	1- 0				
0- 1	0- 0	0- 0	NEUTRAL	0- 0	0- 1	0- 1				
2- 7	0- 1	0- 0	NON-CONFERENCE	0- 2	2- 4	1- 3				
2- 2	0- 0	0- 0	HOME	0- 1	2- 1	1- 1				
0- 5	0- 1	0- 0	AWAY	0- 1	0- 3	0- 2				
0- 0	0- 0	0- 0	NEUTRAL	0- 0	0- 0	0- 0				
4- 15	0- 0	0- 0	CONFERENCE	0- 2	4- 13	3- 5				
3- 6	0- 0	0- 0	HOME	0- 1	3- 5	2- 1				
1- 8	0- 0	0- 0	AWAY	0- 1	1- 7	1- 3				
0- 1	0- 0	0- 0	NEUTRAL	0- 0	0- 1	0- 1				

RPI 1-25				RPI 26-50				RPI 51-100				RPI 101+				Team's RPI: 306
RPI	S	Opponent	Score	RPI	S	Opponent	Score	RPI	S	Opponent	Score	RPI	S	Opponent	Score	
5	A	Mississippi St.	50 106					56	H	Western Ky.	63 74	137	A	Texas St.	40 62	
								68	A	Georgia Tech	51 75	137	H	Texas St.	63 83	
								95	A	Little Rock	47 54	162	H	Jacksonville St.	55 41	
								95	H	Little Rock	50 65	167	A	UT Arlington	57 62	
												167	H	UT Arlington	76 81	
												168	A	South Ala.	52 88	
												168	H	South Ala.	69 70	
												169	H	Louisiana	60 75	
												175	A	Florida	66 82	
												179	A	Troy	86 90	
												179	H	Troy	85 78	
												219	A	Arkansas St.	63 76	
												219	H	Arkansas St.	58 75	
												220	A	Coastal Caro.	49 64	
												220	N	Coastal Caro.	55 74	
												223	H	Fla. Atlantic	50 82	
												258	A	UNCW	62 74	
												260	A	Appalachian St.	62 77	
												281	H	VCU	61 56	
												300	A	Kennesaw St.	61 71	
												327	A	Ga. Southern	66 58	
												327	H	Ga. Southern	71 56	
												338	H	La.-Monroe	70 57	
-----																
LAST 12 Division I GAMES:																
				220	N	Coastal Caro.	55 74	338	H	La.-Monroe	70 57					
				168	H	South Ala.	69 70	169	H	Louisiana	60 75					
				179	H	Troy	85 78	95	A	Little Rock	47 54					
				167	A	UT Arlington	57 62	219	A	Arkansas St.	63 76					
				137	A	Texas St.	40 62	137	H	Texas St.	63 83					
				327	A	Ga. Southern	66 58	167	H	UT Arlington	76 81					

Non-Div I Games: Allen 101 56 North Greenville 91 89

Georgia St.



Average RPI Win: 179	WON-LOST RECORD	WINNING PCT. RANK	LAST 10 GAMES	STRENGTH OF SCHEDULE	OPP. STRENGTH OF SCHEDULE	TEAM RPI	ADJ. RPI	CONF. RPI	ADJ. CONF. RPI
Average RPI Loss: 70									
DIV. I ONLY	27- 5	13	9- 1	93	126	32	32	14	14
DIV. I NON-CONF.	7- 4	102	0- 0	21	115	47	47	11	11
-----									
TOTALS	RPI 1-25	RPI 26-50	W-L RECORDS	RPI 51-100	RPI 101-999	RPI 201+			
27- 5	0- 1	0- 0	OVERALL	2- 3	25- 1	8- 0			
12- 2	0- 0	0- 0	HOME	1- 2	11- 0	3- 0			
11- 1	0- 0	0- 0	AWAY	1- 0	10- 1	4- 0			
4- 2	0- 1	0- 0	NEUTRAL	0- 1	4- 0	1- 0			
7- 4	0- 1	0- 0	NON-CONFERENCE	1- 2	6- 1	1- 0			
4- 1	0- 0	0- 0	HOME	1- 1	3- 0	0- 0			
2- 1	0- 0	0- 0	AWAY	0- 0	2- 1	1- 0			
1- 2	0- 1	0- 0	NEUTRAL	0- 1	1- 0	0- 0			
20- 1	0- 0	0- 0	CONFERENCE	1- 1	19- 0	7- 0			
8- 1	0- 0	0- 0	HOME	0- 1	8- 0	3- 0			
9- 0	0- 0	0- 0	AWAY	1- 0	8- 0	3- 0			
3- 0	0- 0	0- 0	NEUTRAL	0- 0	3- 0	1- 0			

RPI S	Opponent	Score	RPI S	Opponent	Score	Team's RPI: 32	RPI S	Opponent	Score	RPI S	Opponent	Score
20 N	DePaul	71 88					57 N	Belmont	63 71	103 A	Colorado St.	49 65
							77 A	Saint Mary's (CA)	73 65	113 A	Washington St.	64 56
							77 H	Saint Mary's (CA)	56 72	118 H	Saint Francis (PA)	97 74
							92 H	UNLV	50 52	126 H	Portland St.	91 52
							99 H	Western Ill.	80 65	129 A	San Francisco	81 57
										129 H	San Francisco	74 47
										129 N	San Francisco	65 53
										140 H	Eastern Wash.	69 45
										144 A	Loyola Marymount	75 69
										144 H	Loyola Marymount	77 67
										148 N	Kent St.	77 57
										155 A	BYU	84 70
										155 H	BYU	62 37
										166 A	San Diego	63 44
										166 H	San Diego	58 54
										166 N	San Diego	79 71
										188 A	Pacific	99 72
										188 H	Pacific	90 66
										237 A	Montana	70 55
										239 A	Pepperdine	67 48
										239 H	Pepperdine	73 51
										239 N	Pepperdine	81 70
										289 A	Santa Clara	63 51
										289 H	Santa Clara	71 44
										317 A	Portland	70 56
										317 H	Portland	75 36
LAST 12 Division I GAMES:												
166 N	San Diego	79 71	144 A	Loyola Marymount	75 69							
129 N	San Francisco	65 53	77 H	Saint Mary's (CA)	56 72							
239 N	Pepperdine	81 70	188 H	Pacific	90 66							
155 H	BYU	62 37	155 A	BYU	84 70							
166 H	San Diego	58 54	166 A	San Diego	63 44							
239 A	Pepperdine	67 48	129 A	San Francisco	81 57							

Non-Div I Games:

Gonzaga

Average RPI Win:	295	WON-LOST	WINNING	LAST 10	STRENGTH OF	OPP. STRENGTH	TEAM	ADJ.	CONF.	ADJ CONF.
Average RPI Loss:	181	RECORD	PCT. RANK	GAMES	SCHEDULE	OF SCHEDULE	RPI	RPI	RPI	RPI
DIV. I ONLY	17- 13	130	8- 2	340	312	226	226	32	32	
DIV. I NON-CONF.	3- 8	268	0- 0	293	78	280	280	32	32	
-----										
TOTALS	RPI 1-25	RPI 26-50	W-L RECORDS	RPI 51-100	RPI 101-999	RPI 201+				
17- 13	0- 1	0- 0	OVERALL	0- 1	17- 11	16- 6				
11- 2	0- 1	0- 0	HOME	0- 0	11- 1	10- 1				
6- 10	0- 0	0- 0	AWAY	0- 0	6- 1	6- 1				
0- 1	0- 0	0- 0	NEUTRAL	0- 0	0- 1	0- 0				
3- 8	0- 1	0- 0	NON-CONFERENCE	0- 1	3- 6	3- 2				
2- 1	0- 1	0- 0	HOME	0- 0	2- 0	2- 0				
1- 6	0- 0	0- 0	AWAY	0- 1	1- 5	1- 2				
0- 1	0- 0	0- 0	NEUTRAL	0- 0	0- 1	0- 0				
14- 5	0- 0	0- 0	CONFERENCE	0- 0	14- 5	13- 4				
9- 1	0- 0	0- 0	HOME	0- 0	9- 1	8- 1				
5- 4	0- 0	0- 0	AWAY	0- 0	5- 4	5- 3				
0- 0	0- 0	0- 0	NEUTRAL	0- 0	0- 0	0- 0				

RPI 1-25				RPI 26-50				RPI 51-100				RPI 101+ Team's RPI: 226			
RPI	S	Opponent	Score	RPI	S	Opponent	Score	RPI	S	Opponent	Score	RPI	S	Opponent	Score
8	H	Florida St.	53 96					94	A	Alabama	49 73	115	N	North Carolina	63 79
												123	A	Louisiana Tech	53 64
												146	A	Arkansas	62 79
												181	A	Southern U.	44 63
												181	H	Southern U.	79 71
												192	A	Memphis	48 57
												218	A	Texas Southern	56 66
												218	H	Texas Southern	63 73
												219	A	Arkansas St.	56 76
												228	A	Xavier	67 72
												236	A	Prairie View	75 68
												236	H	Prairie View	81 79
												277	A	McNeese	75 60
												290	A	Alcorn	75 68
												290	H	Alcorn	80 71
												290	H	Alcorn	68 51
												296	A	Jackson St.	70 82
												296	H	Jackson St.	93 89
												297	H	Southeastern La.	61 52
												311	A	Alabama A&M	64 71
												311	H	Alabama A&M	78 49
												315	A	Alabama St.	73 52
												315	H	Alabama St.	93 71
												331	A	Ark. -Pine Bluff	66 57
												331	H	Ark. -Pine Bluff	73 63
												338	H	La. -Monroe	61 52
												341	A	Mississippi Val.	64 62
												341	H	Mississippi Val.	64 55
-----															
LAST 12 Division I GAMES:															
290	H	Alcorn	80 71	218	A	Texas Southern	56 66								
315	A	Alabama St.	73 52	236	A	Prairie View	75 68								
311	A	Alabama A&M	64 71	290	H	Alcorn	68 51								
341	H	Mississippi Val.	64 55	181	H	Southern U.	79 71								
331	H	Ark. -Pine Bluff	73 63	341	A	Mississippi Val.	64 62								
296	H	Jackson St.	93 89	331	A	Ark. -Pine Bluff	66 57								

Non-Div I Games:

Grambling

■ Loss, 
 ■ Non-Conf, S Site, 
 ■ Home 
 ■ Away 
 N Neutral

## Grand Canyon

Through Games Of March 6, 2018

Average RPI Win:	279	WON-LOST	WINNING	LAST 10	STRENGTH OF	OPP. STRENGTH	TEAM	ADJ.	CONF.	ADJ CONF.
Average RPI Loss:	198	RECORD	PCT. RANK	GAMES	SCHEDULE	OF SCHEDULE	RPI	RPI	RPI	RPI
DIV. I ONLY	13- 13	175	6- 4	327	325	249	249	31	31	
DIV. I NON-CONF.	4- 8	239	0- 0	276	267	268	268	31	31	
-----										
TOTALS	RPI 1-25	RPI 26-50	W-L RECORDS	RPI 51-100	RPI 101-999	RPI 201+				
13- 13	0- 1	0- 0	OVERALL	0- 1	13- 11	13- 7				
7- 5	0- 1	0- 0	HOME	0- 0	7- 4	7- 3				
6- 8	0- 0	0- 0	AWAY	0- 1	6- 7	6- 4				
0- 0	0- 0	0- 0	NEUTRAL	0- 0	0- 0	0- 0				
4- 8	0- 1	0- 0	NON-CONFERENCE	0- 1	4- 6	4- 2				
2- 3	0- 1	0- 0	HOME	0- 0	2- 2	2- 1				
2- 5	0- 0	0- 0	AWAY	0- 1	2- 4	2- 1				
0- 0	0- 0	0- 0	NEUTRAL	0- 0	0- 0	0- 0				
9- 5	0- 0	0- 0	CONFERENCE	0- 0	9- 5	9- 5				
5- 2	0- 0	0- 0	HOME	0- 0	5- 2	5- 2				
4- 3	0- 0	0- 0	AWAY	0- 0	4- 3	4- 3				
0- 0	0- 0	0- 0	NEUTRAL	0- 0	0- 0	0- 0				

RPI 1-25				RPI 26-50				RPI 51-100				RPI 101+ Team's RPI: 249			
RPI	S	Opponent	Score	RPI	S	Opponent	Score	RPI	S	Opponent	Score	RPI	S	Opponent	Score
18	H	Duke	61 74					92	A	UNLV	47 76	106	H	Ri ce	59 69
												124	A	Bethune-Cookman	60 69
												139	A	Cal Poly	69 75
												201	A	Washington	65 79
												209	A	New Mexico St.	60 64
												209	H	New Mexico St.	50 34
												210	A	CSU Bakersfi el d	77 76
												210	H	CSU Bakersfi el d	40 69
												217	A	Seattle U	64 57
												217	H	Seattle U	74 63
												223	A	Fla. Atlantic	77 73
												279	A	UMKC	82 84
												279	H	UMKC	59 62
												289	H	Santa Clara	39 38
												298	A	Val parai so	75 80
												301	H	Long Beach St.	63 65
												305	A	Northern Ariz.	72 54
												308	A	UTRGV	65 59
												308	H	UTRGV	59 58
												322	A	Utah Valley	64 84
												322	H	Utah Valley	81 61
												328	H	Southern Utah	59 54
												346	A	Chi cago St.	59 43
												346	H	Chi cago St.	64 36
LAST 12 Division I GAMES:															
210	A	CSU Bakersfi el d	77 76	346	A	Chi cago St.	59 43								
322	A	Utah Valley	64 84	279	A	UMKC	82 84								
217	A	Seattle U	64 57	322	H	Utah Valley	81 61								
210	H	CSU Bakersfi el d	40 69	279	H	UMKC	59 62								
209	H	New Mexico St.	50 34	346	H	Chi cago St.	64 36								
308	H	UTRGV	59 58	308	A	UTRGV	65 59								

Non-Div I Games: Arizona Christian 75 51 Benedictine Mesa 67 53

Grand Canyon

Loss, 
Non-Conf, 
S Site, 
H Home
A Away
N Neutral



Green Bay

Average RPI Win: 277	WON-LOST RECORD	WINNING PCT. RANK	LAST 10 GAMES	STRENGTH OF SCHEDULE	OPP. STRENGTH OF SCHEDULE	TEAM RPI	ADJ. RPI	CONF. RPI	ADJ CONF. RPI
Average RPI Loss: 134									
DIV. I ONLY	16- 13	141	8- 2	279	234	178	178	30	30
DIV. I NON-CONF.	4- 9	249	0- 0	129	18	192	192	30	30
-----									
TOTALS	RPI 1-25	RPI 26-50	W-L RECORDS	RPI 51-100	RPI 101-999	RPI 201+			
16- 13	0- 1	0- 3	OVERALL	0- 1	16- 8	14- 3			
8- 3	0- 0	0- 1	HOME	0- 0	8- 2	8- 1			
7- 9	0- 1	0- 2	AWAY	0- 1	7- 5	5- 2			
1- 1	0- 0	0- 0	NEUTRAL	0- 0	1- 1	1- 0			
4- 9	0- 1	0- 3	NON-CONFERENCE	0- 1	4- 4	3- 0			
2- 1	0- 0	0- 1	HOME	0- 0	2- 0	2- 0			
1- 7	0- 1	0- 2	AWAY	0- 1	1- 3	0- 0			
1- 1	0- 0	0- 0	NEUTRAL	0- 0	1- 1	1- 0			
12- 4	0- 0	0- 0	CONFERENCE	0- 0	12- 4	11- 3			
6- 2	0- 0	0- 0	HOME	0- 0	6- 2	6- 1			
6- 2	0- 0	0- 0	AWAY	0- 0	6- 2	5- 2			
0- 0	0- 0	0- 0	NEUTRAL	0- 0	0- 0	0- 0			

RPI 1-25				RPI 26-50				RPI 51-100				RPI 101+ Team's RPI: 178			
RPI	S	Opponent	Score	RPI	S	Opponent	Score	RPI	S	Opponent	Score	RPI	S	Opponent	Score
7	A	Oregon	45 87	31	A	Virginia	62 66	70	A	TCU	68 90	107	A	Chattanooga	52 64
				37	H	Quinnipiac	58 64					115	A	North Carolina	70 66
				45	A	Elon	59 82					124	H	Bethune-Cookman	56 61
												160	A	Samford	61 66
												165	A	N.C. A&T	63 51
												170	N	Brown	66 73
												185	A	Temple	56 65
												212	H	Columbia	60 58
												213	A	Norfolk St.	70 56
												213	H	Norfolk St.	48 63
												268	A	UMES	70 65
												269	A	Howard	63 68
												270	H	Morgan St.	63 60
												280	N	San Jose St.	81 73
												282	H	Old Dominion	50 42
												318	A	South Carolina St.	70 78
												318	H	South Carolina St.	60 42
												320	A	N.C. Central	62 53
												321	A	Coppin St.	83 48
												321	H	Coppin St.	67 35
												333	H	Delaware St.	66 62
												337	H	Florida A&M	66 65
												340	A	Savannah St.	81 53
												340	H	Savannah St.	88 41
-----															
LAST 12 Division I GAMES:															
				213	A	Norfolk St.	70 56	269	A	Howard	63 68				
				270	H	Morgan St.	63 60	320	A	N.C. Central	62 53				
				340	H	Savannah St.	88 41	165	A	N.C. A&T	63 51				
				318	H	South Carolina St.	60 42	321	H	Coppin St.	67 35				
				321	A	Coppin St.	83 48	124	H	Bethune-Cookman	56 61				
				213	H	Norfolk St.	48 63	337	H	Florida A&M	66 65				

Non-Div I Games:

Hampton

■ Loss, 
 ■ Non-Conf, 
 ■ S Site, 
 ■ Home 
 ■ A Away 
 N Neutral

Average RPI Win:	236	WON-LOST	WINNING	LAST 10	STRENGTH OF	OPP. STRENGTH	TEAM	ADJ.	CONF.	ADJ CONF.
Average RPI Loss:	118	RECORD	PCT. RANK	GAMES	SCHEDULE	OF SCHEDULE	RPI	RPI	RPI	RPI
DIV. I ONLY	19- 12	108	6- 4	152	256	130	130	20	20	
DIV. I NON-CONF.	8- 5	111	0- 0	185	232	131	131	24	24	
-----										
TOTALS	RPI 1-25	RPI 26-50	W-L RECORDS	RPI 51-100	RPI 101-999	RPI 201+				
19- 12	0- 0	0- 2	OVERALL	2- 4	17- 6	11- 1				
10- 4	0- 0	0- 1	HOME	1- 1	9- 2	6- 0				
4- 8	0- 0	0- 0	AWAY	0- 0	4- 1	3- 1				
5- 0	0- 0	0- 0	NEUTRAL	1- 0	4- 0	2- 0				
8- 5	0- 0	0- 2	NON-CONFERENCE	0- 1	8- 2	6- 0				
4- 2	0- 0	0- 1	HOME	0- 0	4- 1	3- 0				
1- 3	0- 0	0- 1	AWAY	0- 1	1- 1	1- 0				
3- 0	0- 0	0- 0	NEUTRAL	0- 0	3- 0	2- 0				
11- 7	0- 0	0- 0	CONFERENCE	2- 3	9- 4	5- 1				
6- 2	0- 0	0- 0	HOME	1- 1	5- 1	3- 0				
3- 5	0- 0	0- 0	AWAY	0- 2	3- 3	2- 1				
2- 0	0- 0	0- 0	NEUTRAL	1- 0	1- 0	0- 0				

RPI 1-25				RPI 26-50				RPI 51-100				RPI 101+				Team's RPI: 130	
RPI	S	Opponent	Score	RPI	S	Opponent	Score	RPI	S	Opponent	Score	RPI	S	Opponent	Score		
				29	H	Villanova	53 71	74	A	Maine	56 59	115	A	North Carolina	70 90		
				35	A	Syracuse	63 75	74	H	Maine	44 59	116	H	Delaware	63 72		
								82	A	Albany (NY)	53 66	125	N	Yale	78 70		
								82	H	Albany (NY)	70 55	156	A	Binghamton	59 64		
								82	N	Albany (NY)	58 56	156	H	Binghamton	61 45		
								84	A	Fordham	44 69	156	N	Binghamton	72 68		
												174	A	New Hampshire	58 76		
												174	H	New Hampshire	85 49		
												187	A	Stony Brook	75 68		
												187	H	Stony Brook	58 66		
												197	H	Siena	71 62		
												233	H	Niagara	83 65		
												243	H	Hofstra	60 49		
												292	H	Central Conn. St.	68 52		
												293	A	Vermont	47 53		
												293	H	Vermont	91 52		
												295	A	Bryant	59 47		
												311	N	Alabama A&M	56 47		
												323	A	UMBC	61 54		
												323	H	UMBC	65 54		
												324	N	Charleston So.	62 43		
												348	A	UMass Lowell	81 42		
												348	H	UMass Lowell	78 56		
LAST 12 Division I GAMES:																	
				82	N	Albany (NY)	58 56	82	A	Albany (NY)	53 66						
				156	N	Binghamton	72 68	74	A	Maine	56 59						
				156	H	Binghamton	61 45	187	H	Stony Brook	58 66						
				323	A	UMBC	61 54	174	H	New Hampshire	85 49						
				293	H	Vermont	91 52	348	H	UMass Lowell	78 56						
				174	A	New Hampshire	58 76	293	A	Vermont	47 53						

Non-Div I Games:

Hartford

Average RPI Win:	181	WON-LOST	WINNING	LAST 10	STRENGTH OF	OPP. STRENGTH	TEAM	ADJ.	CONF.	ADJ CONF.
Average RPI Loss:	79	RECORD	PCT. RANK	GAMES	SCHEDULE	OF SCHEDULE	RPI	RPI	RPI	RPI
DIV. I ONLY	18- 9	84	7- 3	71	114	52	52	9	9	
DIV. I NON-CONF.	8- 5	111	0- 0	92	138	72	72	9	9	
-----										
TOTALS	RPI 1-25	RPI 26-50	W-L RECORDS	RPI 51-100	RPI 101-999	RPI 201+				
18- 9	0- 0	1- 3	OVERALL	1- 3	16- 3	8- 0				
12- 0	0- 0	1- 0	HOME	1- 0	10- 0	5- 0				
4- 8	0- 0	0- 2	AWAY	0- 3	4- 3	2- 0				
2- 1	0- 0	0- 1	NEUTRAL	0- 0	2- 0	1- 0				
8- 5	0- 0	0- 2	NON-CONFERENCE	0- 2	8- 1	4- 0				
5- 0	0- 0	0- 0	HOME	0- 0	5- 0	3- 0				
1- 4	0- 0	0- 1	AWAY	0- 2	1- 1	0- 0				
2- 1	0- 0	0- 1	NEUTRAL	0- 0	2- 0	1- 0				
10- 4	0- 0	1- 1	CONFERENCE	1- 1	8- 2	4- 0				
7- 0	0- 0	1- 0	HOME	1- 0	5- 0	2- 0				
3- 4	0- 0	0- 1	AWAY	0- 1	3- 2	2- 0				
0- 0	0- 0	0- 0	NEUTRAL	0- 0	0- 0	0- 0				

RPI 1-25				RPI 26-50				RPI 51-100				RPI 101+			
RPI	S	Opponent	Score	RPI	S	Opponent	Score	RPI	S	Opponent	Score	RPI	S	Opponent	Score
				30	A	Princeton	47 80	51	A	FGCU	56 65	117	A	Dartmouth	56 63
				30	H	Princeton	72 58	62	A	Penn	49 69	117	H	Dartmouth	76 65
				31	A	Virginia	48 50	62	H	Penn	55 52	125	A	Yale	63 69
				33	N	Dayton	66 72	74	A	Maine	51 76	125	H	Yale	97 73
												138	A	Northeastern	79 69
												165	N	N.C. A&T	64 60
												170	A	Brown	86 74
												170	H	Brown	87 85
												185	A	Temple	64 86
												187	H	Stony Brook	60 53
												197	H	Siena	75 67
												212	A	Col umbi a	78 59
												212	H	Col umbi a	85 67
												221	N	Akron	76 63
												231	H	Boston U.	80 70
												247	H	La Salle	70 61
												252	H	Sacred Heart	70 62
												264	A	Cornel I	91 57
												264	H	Cornel I	80 58
LAST 12 Division I GAMES:															
				212	A	Col umbi a	78 59	62	A	Penn	49 69				
				264	A	Cornel I	91 57	30	A	Princeton	47 80				
				30	H	Princeton	72 58	264	H	Cornel I	80 58				
				62	H	Penn	55 52	212	H	Col umbi a	85 67				
				125	A	Yale	63 69	170	H	Brown	87 85				
				170	A	Brown	86 74	125	H	Yale	97 73				

Non-Div I Games:

Harvard

Average RPI Win: 237  
Average RPI Loss: 159

WON-LOST  
RECORD

WINNING  
PCT. RANK

LAST 10  
GAMES

STRENGTH OF  
SCHEDULE

OPP. STRENGTH  
OF SCHEDULE

TEAM  
RPI

ADJ.  
RPI

CONF.  
RPI

ADJ CONF.  
RPI

DIV. I ONLY	11- 18	236	4- 6	202	204	256	256	21	21
DIV. I NON-CONF.	6- 6	170	0- 0	143	108	176	176	20	20
-----									
TOTALS	RPI 1-25	RPI 26-50	W-L RECORDS	RPI 51-100	RPI 101-999	RPI 201+			
11- 18	0- 2	0- 1	OVERALL	0- 3	11- 12	8- 6			
8- 7	0- 0	0- 1	HOME	0- 2	8- 4	5- 1			
3- 8	0- 0	0- 0	AWAY	0- 1	3- 7	3- 4			
0- 3	0- 2	0- 0	NEUTRAL	0- 0	0- 1	0- 1			
6- 6	0- 2	0- 1	NON-CONFERENCE	0- 1	6- 2	4- 1			
4- 3	0- 0	0- 1	HOME	0- 1	4- 1	2- 0			
2- 1	0- 0	0- 0	AWAY	0- 0	2- 1	2- 1			
0- 2	0- 2	0- 0	NEUTRAL	0- 0	0- 0	0- 0			
5- 12	0- 0	0- 0	CONFERENCE	0- 2	5- 10	4- 5			
4- 4	0- 0	0- 0	HOME	0- 1	4- 3	3- 1			
1- 7	0- 0	0- 0	AWAY	0- 1	1- 6	1- 3			
0- 1	0- 0	0- 0	NEUTRAL	0- 0	0- 1	0- 1			

RPI 1-25				RPI 26-50				RPI 51-100				RPI 101+ Team's RPI: 256			
RPI	S	Opponent	Score	RPI	S	Opponent	Score	RPI	S	Opponent	Score	RPI	S	Opponent	Score
7	N	Oregon	44 85	49	H	Southern Cal i forn i a	60 71	61	H	Purdue	67 79	139	A	Cal Poly	50 52
15	N	Texas A&M	59 103					65	A	UC Davis	52 76	139	H	Cal Poly	61 67
								65	H	UC Davis	56 68	153	H	Idaho St.	62 64
												158	H	Mar i st	70 63
												166	H	San Di ego	64 63
												186	A	UC Irvi ne	66 70
												186	H	UC Irvi ne	67 74
												198	A	UC Santa Barbara	61 71
												198	H	UC Santa Barbara	73 64
												204	H	Montana St.	81 75
												211	A	CSUN	56 54
												211	H	CSUN	58 70
												211	N	CSUN	57 62
												217	A	Seattle U	73 58
												246	A	UC Ri versi de	57 79
												246	H	UC Ri versi de	63 57
												278	A	Ari zona	65 60
												301	A	Long Beach St.	80 85
												301	H	Long Beach St.	74 66
												305	H	Northern Ari z.	84 68
												317	A	Portland	47 76
												319	A	Cal St. Fullerton	57 69
												319	H	Cal St. Fullerton	59 54
LAST 12 Div i s i o n I GAMES:															
211	N	CSUN	57 62	319	H	Cal St. Fullerton	59 54								
139	H	Cal Poly	61 67	198	A	UC Santa Barbara	61 71								
198	H	UC Santa Barbara	73 64	139	A	Cal Poly	50 52								
301	A	Long Beach St.	80 85	246	H	UC Ri versi de	63 57								
211	A	CSUN	56 54	211	H	CSUN	58 70								
65	H	UC Davi s	56 68	186	A	UC Irvi ne	66 70								

Non-Di v I Games: Hawai i Paci fi c 67 57

Hawai i

Loss, Non-Conf, S Site, H Home A Away N Neutral

Average RPI Win:	279	WON-LOST	WINNING	LAST 10	STRENGTH OF	OPP. STRENGTH	TEAM	ADJ.	CONF.	ADJ CONF.
Average RPI Loss:	142	RECORD	PCT. RANK	GAMES	SCHEDULE	OF SCHEDULE	RPI	RPI	RPI	RPI
DIV. I ONLY	14- 13	163	3- 7	242	282	194	194	27	27	
DIV. I NON-CONF.	4- 5	202	0- 0	144	99	141	141	28	28	
-----										
TOTALS	RPI 1-25	RPI 26-50	W-L RECORDS	RPI 51-100	RPI 101-999	RPI 201+				
14- 13	0- 1	0- 0	OVERALL	0- 4	14- 8	13- 4				
6- 6	0- 0	0- 0	HOME	0- 2	6- 4	6- 2				
8- 7	0- 0	0- 0	AWAY	0- 0	8- 3	7- 1				
0- 0	0- 0	0- 0	NEUTRAL	0- 0	0- 0	0- 0				
4- 5	0- 1	0- 0	NON-CONFERENCE	0- 2	4- 2	3- 0				
1- 2	0- 0	0- 0	HOME	0- 1	1- 1	1- 0				
3- 3	0- 1	0- 0	AWAY	0- 1	3- 1	2- 0				
0- 0	0- 0	0- 0	NEUTRAL	0- 0	0- 0	0- 0				
10- 8	0- 0	0- 0	CONFERENCE	0- 2	10- 6	10- 4				
5- 4	0- 0	0- 0	HOME	0- 1	5- 3	5- 2				
5- 4	0- 0	0- 0	AWAY	0- 1	5- 3	5- 2				
0- 0	0- 0	0- 0	NEUTRAL	0- 0	0- 0	0- 0				

RPI 1-25				RPI 26-50				RPI 51-100				RPI 101+				Team's RPI: 194
RPI	S	Opponent	Score	RPI	S	Opponent	Score	RPI	S	Opponent	Score	RPI	S	Opponent	Score	
18	A	Duke	50 77					67	A	Virginia Tech	63 86	101	A	Ohio	61 64	
								79	H	UAB	61 77	136	A	Radford	47 50	
								88	A	Liberty	49 57	136	H	Radford	48 63	
								88	H	Liberty	42 65	184	H	Davi dson	74 82	
												199	A	Stetson	69 64	
												213	A	Norfol k St.	59 56	
												216	A	UNCG	81 72	
												224	A	UNC Asheville	58 45	
												224	H	UNC Asheville	59 78	
												229	A	Gardner-Webb	47 54	
												229	H	Gardner-Webb	83 80	
												245	A	Presbyteri an	55 62	
												245	H	Presbyteri an	81 55	
												255	A	Campbel l	62 53	
												255	H	Campbel l	44 51	
												306	H	Western Caro.	75 69	
												324	A	Charleston So.	75 74	
												324	H	Charleston So.	52 49	
												343	A	Longwood	75 39	
												343	H	Longwood	62 41	
												344	A	Winthrop	79 58	
												344	H	Winthrop	77 40	
-----																
LAST 12 Division I GAMES:																
				88	A	Liberty	49 57	224	H	UNC Asheville	59 78					
				136	H	Radford	48 63	343	A	Longwood	75 39					
				229	A	Gardner-Webb	47 54	255	H	Campbel l	44 51					
				324	H	Charleston So.	52 49	88	H	Liberty	42 65					
				245	A	Presbyteri an	55 62	324	A	Charleston So.	75 74					
				344	H	Winthrop	77 40	136	A	Radford	47 50					

Non-Div I Games: N. C. Wesleyan 111 54 Barton 82 69

High Point

Loss, Non-Conf, S Site, H Home A Away N Neutral

H  
o  
f  
s  
t  
r  
a

Hofstra				Through Games Of March 6, 2018							
Average RPI	Win:	248	WON-LOST	WINNING	LAST 10	STRENGTH OF	OPP. STRENGTH	TEAM	ADJ.	CONF.	ADJ CONF.
Average RPI	Loss:	129	RECORD	PCT. RANK	GAMES	SCHEDULE	OF SCHEDULE	RPI	RPI	RPI	RPI
DIV. I ONLY			11- 18	236	1- 9	212	149	243	243	10	10
DIV. I NON-CONF.			6- 5	153	0- 0	319	228	233	233	12	12
-----											
TOTALS		RPI 1-25	RPI 26-50		W-L RECORDS		RPI 51-100		RPI 101-999		RPI 201+
11- 18		0- 0	0- 4		OVERALL		0- 3		11- 11		9- 3
6- 8		0- 0	0- 2		HOME		0- 1		6- 5		5- 1
4- 10		0- 0	0- 2		AWAY		0- 2		4- 6		4- 2
1- 0		0- 0	0- 0		NEUTRAL		0- 0		1- 0		0- 0
6- 5		0- 0	0- 0		NON-CONFERENCE		0- 1		6- 4		5- 1
3- 2		0- 0	0- 0		HOME		0- 0		3- 2		3- 0
2- 3		0- 0	0- 0		AWAY		0- 1		2- 2		2- 1
1- 0		0- 0	0- 0		NEUTRAL		0- 0		1- 0		0- 0
5- 13		0- 0	0- 4		CONFERENCE		0- 2		5- 7		4- 2
3- 6		0- 0	0- 2		HOME		0- 1		3- 3		2- 1
2- 7		0- 0	0- 2		AWAY		0- 1		2- 4		2- 1
0- 0		0- 0	0- 0		NEUTRAL		0- 0		0- 0		0- 0

H  
o  
f  
s  
t  
r  
a

RPI 1-25				RPI 26-50				RPI 51-100				RPI 101+				Team's RPI: 243
RPI	S	Opponent	Score	RPI	S	Opponent	Score	RPI	S	Opponent	Score	RPI	S	Opponent	Score	
				44	A	Drexel	38 47	63	A	James Madi son	56 73	105	N	Wake Forest	69 66	
				44	H	Drexel	47 58	63	H	James Madi son	42 55	116	A	Del aware	41 61	
				45	A	El on	55 80	92	A	UNLV	52 68	116	H	Del aware	51 58	
				45	H	El on	65 72					130	A	Hartford	49 60	
												138	A	Northeastern	54 58	
												138	H	Northeastern	50 55	
												157	A	William & Mary	53 63	
												157	H	William & Mary	65 54	
												187	H	Stony Brook	49 73	
												197	H	Si ena	60 70	
												212	A	Col umbi a	53 75	
												238	H	Hol y Cross	69 63	
												252	A	Sacred Heart	86 81	
												257	H	St. Bonaventure	71 68	
												258	A	UNCW	69 61	
												258	H	UNCW	55 59	
												262	A	Col . of Charleston	75 60	
												262	H	Col . of Charleston	65 60	
												272	A	Towson	72 73	
												272	H	Towson	83 72	
												323	H	UMBC	71 55	
												342	A	Iona	68 43	
-----																
LAST 12 Division I GAMES:																
				138	A	Northeastern	54 58	272	A	Towson	72 73					
				45	A	El on	55 80	258	H	UNCW	55 59					
				138	H	Northeastern	50 55	157	A	William & Mary	53 63					
				272	H	Towson	83 72	63	A	James Madi son	56 73					
				45	H	El on	65 72	44	H	Drexel	47 58					
				116	A	Del aware	41 61	157	H	William & Mary	65 54					

Non-Div I Games:

Hofstra

Average RPI Win:	263	WON-LOST	WINNING	LAST 10	STRENGTH OF	OPP. STRENGTH	TEAM	ADJ.	CONF.	ADJ CONF.
Average RPI Loss:	144	RECORD	PCT. RANK	GAMES	SCHEDULE	OF SCHEDULE	RPI	RPI	RPI	RPI
DIV. I ONLY	13- 18	221	3- 7	249	218	238	238	15	15	
DIV. I NON-CONF.	5- 6	187	0- 0	330	309	271	271	18	18	
-----										
TOTALS	RPI 1-25	RPI 26-50	W-L RECORDS	RPI 51-100	RPI 101-999	RPI 201+				
13- 18	0- 0	0- 0	OVERALL	0- 8	13- 10	12- 6				
5- 10	0- 0	0- 0	HOME	0- 4	5- 6	5- 4				
8- 8	0- 0	0- 0	AWAY	0- 4	8- 4	7- 2				
0- 0	0- 0	0- 0	NEUTRAL	0- 0	0- 0	0- 0				
5- 6	0- 0	0- 0	NON-CONFERENCE	0- 1	5- 5	5- 2				
2- 3	0- 0	0- 0	HOME	0- 1	2- 2	2- 1				
3- 3	0- 0	0- 0	AWAY	0- 0	3- 3	3- 1				
0- 0	0- 0	0- 0	NEUTRAL	0- 0	0- 0	0- 0				
8- 12	0- 0	0- 0	CONFERENCE	0- 7	8- 5	7- 4				
3- 7	0- 0	0- 0	HOME	0- 3	3- 4	3- 3				
5- 5	0- 0	0- 0	AWAY	0- 4	5- 1	4- 1				
0- 0	0- 0	0- 0	NEUTRAL	0- 0	0- 0	0- 0				

RPI	S	Opponent	Score	RPI	S	Opponent	Score	RPI	S	Opponent	Score	RPI	S	Opponent	Score
RPI 1-25				RPI 26-50				RPI 51-100				RPI 101+ Team's RPI: 238			
55	A	American	57 72	55	H	American	63 68	55	A	American	63 68	117	H	Dartmouth	74 76
76	A	Navy	54 62	76	H	Navy	58 65	152	A	Army West Point	70 62	152	H	Army West Point	57 66
82	H	Albany (NY)	56 65	82	H	Albany (NY)	56 65	158	A	Marist	74 85	170	A	Brown	78 82
89	A	Bucknell I	53 67	89	A	Bucknell I	53 67	207	A	Lehigh	65 62	207	H	Lehigh	54 49
89	A	Bucknell I	63 72	89	A	Bucknell I	63 72	208	H	Boston College	61 70	231	A	Boston U.	60 57
89	H	Bucknell I	47 71	89	H	Bucknell I	47 71	231	H	Boston U.	58 64	234	A	Loyola Maryland	60 77
								234	H	Loyola Maryland	58 65	234	H	Loyola Maryland	58 65
								235	A	Lafayette	69 56	235	A	Lafayette	69 56
								235	H	Lafayette	65 69	243	A	Hofstra	63 69
								243	A	Hofstra	63 69	250	A	Rider	83 56
								287	A	Colgate	71 64	287	H	Colgate	66 47
								287	H	Colgate	61 52	287	H	Colgate	61 52
								293	H	Vermont	64 53	293	H	Vermont	64 53
								295	H	Bryant	59 57	295	H	Bryant	59 57
								334	A	Rhode Island	69 63	334	A	Rhode Island	69 63
								348	A	UMass Lowell	84 56	348	A	UMass Lowell	84 56
LAST 12 Division I GAMES:															
89	A	Bucknell I	53 67	152	H	Army West Point	57 66	231	H	Boston U.	58 64	231	H	Boston U.	58 64
287	H	Colgate	66 47	76	A	Navy	54 62	234	H	Loyola Maryland	58 65	234	H	Loyola Maryland	58 65
207	A	Lehigh	65 62	235	A	Lafayette	69 56	235	A	Lafayette	69 56	235	A	Lafayette	69 56
287	H	Colgate	61 52	55	A	American	63 68	55	H	American	63 68	55	H	American	63 68
55	A	American	57 72												
89	A	Bucknell I	63 72												

Non-Div I Games:

Holy Cross



Average RPI Win:	171	WON-LOST	WINNING	LAST 10	STRENGTH OF	OPP. STRENGTH	TEAM	ADJ.	CONF.	ADJ CONF.
Average RPI Loss:	102	RECORD	PCT. RANK	GAMES	SCHEDULE	OF SCHEDULE	RPI	RPI	RPI	RPI
DIV. I ONLY	20- 11	90	5- 5	121	87	78	78	7	7	
DIV. I NON-CONF.	11- 3	45	0- 0	116	127	37	37	7	7	
-----										
TOTALS	RPI 1-25	RPI 26-50	W-L RECORDS	RPI 51-100	RPI 101-999	RPI 201+				
20- 11	0- 3	0- 2	OVERALL	1- 0	19- 6	6- 1				
10- 3	0- 1	0- 1	HOME	0- 0	10- 1	4- 0				
7- 7	0- 2	0- 1	AWAY	0- 0	7- 4	2- 1				
3- 1	0- 0	0- 0	NEUTRAL	1- 0	2- 1	0- 0				
11- 3	0- 1	0- 1	NON-CONFERENCE	1- 0	10- 1	4- 1				
5- 0	0- 0	0- 0	HOME	0- 0	5- 0	3- 0				
3- 3	0- 1	0- 1	AWAY	0- 0	3- 1	1- 1				
3- 0	0- 0	0- 0	NEUTRAL	1- 0	2- 0	0- 0				
9- 8	0- 2	0- 1	CONFERENCE	0- 0	9- 5	2- 0				
5- 3	0- 1	0- 1	HOME	0- 0	5- 1	1- 0				
4- 4	0- 1	0- 0	AWAY	0- 0	4- 3	1- 0				
0- 1	0- 0	0- 0	NEUTRAL	0- 0	0- 1	0- 0				

RPI 1-25				RPI 26-50				RPI 51-100 Team's RPI: 78				RPI 101+			
RPI	S	Opponent	Score	RPI	S	Opponent	Score	RPI	S	Opponent	Score	RPI	S	Opponent	Score
1	H	UConn	35 95	40	A	Rutgers	57 75	88	N	Liberty	75 68	104	A	Cincinnati	57 61
14	A	South Fla.	65 81	46	H	UCF	59 64					104	H	Cincinnati	82 88
15	A	Texas A&M	65 83									109	H	George Mason	82 73
												110	H	ETSU	88 69
												122	A	Tulane	98 92
												122	H	Tulane	72 48
												131	N	Milwaukee	74 59
												137	A	Texas St.	72 67
												138	N	Northeastern	72 64
												149	A	Wichita St.	73 62
												149	H	Wichita St.	73 55
												167	A	UT Arlington	62 58
												185	A	Temple	99 75
												192	H	Memphis	66 55
												193	A	East Carolina	78 80
												193	H	East Carolina	97 81
												196	A	Tulsa	77 83
												196	N	Tulsa	72 98
												208	A	Boston College	74 79
												212	H	Columbia	77 53
												214	A	SMU	85 75
												214	H	SMU	60 56
												222	A	New Orleans	78 66
												251	H	Texas Tech	79 75
												313	H	Incarnate Word	98 67
LAST 12 Division I GAMES:															
196	N	Tulsa	72 98	192	H	Memphis	66 55								
104	A	Cincinnati	57 61	149	A	Wichita St.	73 62								
46	H	UCF	59 64	122	H	Tulane	72 48								
14	A	South Fla.	65 81	214	H	SMU	60 56								
193	H	East Carolina	97 81	193	A	East Carolina	78 80								
196	A	Tulsa	77 83	185	A	Temple	99 75								

Non-Div I Games:

Houston

Average RPI Win: 318  
Average RPI Loss: 184

WON-LOST  
RECORD

WINNING  
PCT. RANK

LAST 10  
GAMES

STRENGTH OF  
SCHEDULE

OPP. STRENGTH  
OF SCHEDULE

TEAM  
RPI

ADJ.  
RPI

CONF.  
RPI

ADJ CONF.  
RPI

DIV. I ONLY	6- 18	297	4- 6	297	293	310	310	26	26
DIV. I NON-CONF.	0- 6	337	0- 0	111	218	322	322	26	26
-----									
TOTALS	RPI 1-25	RPI 26-50	W-L RECORDS	RPI 51-100	RPI 101-999	RPI 201+			
6- 18	0- 1	0- 0	OVERALL	0- 2	6- 15	6- 9			
3- 6	0- 0	0- 0	HOME	0- 1	3- 5	3- 4			
3- 12	0- 1	0- 0	AWAY	0- 1	3- 10	3- 5			
0- 0	0- 0	0- 0	NEUTRAL	0- 0	0- 0	0- 0			
0- 6	0- 1	0- 0	NON-CONFERENCE	0- 0	0- 5	0- 1			
0- 0	0- 0	0- 0	HOME	0- 0	0- 0	0- 0			
0- 6	0- 1	0- 0	AWAY	0- 0	0- 5	0- 1			
0- 0	0- 0	0- 0	NEUTRAL	0- 0	0- 0	0- 0			
6- 12	0- 0	0- 0	CONFERENCE	0- 2	6- 10	6- 8			
3- 6	0- 0	0- 0	HOME	0- 1	3- 5	3- 4			
3- 6	0- 0	0- 0	AWAY	0- 1	3- 5	3- 4			
0- 0	0- 0	0- 0	NEUTRAL	0- 0	0- 0	0- 0			

RPI 1-25				RPI 26-50				RPI 51-100				RPI 101+ Team's RPI: 310			
RPI	S	Opponent	Score	RPI	S	Opponent	Score	RPI	S	Opponent	Score	RPI	S	Opponent	Score
14	A	South Fla.	43 90					90	A	Lamar Uni versi ty	55 90	106	A	Ri ce	45 67
								90	H	Lamar Uni versi ty	51 79	114	H	SFA	54 76
												123	A	Loui si ana Tech	62 85
												127	A	Central Ark.	56 64
												172	A	Oral Roberts	56 78
												176	A	UTEP	62 69
												222	A	New Orleans	52 70
												225	A	A&M-Corpus Christi	49 50
												225	H	A&M-Corpus Christi	68 73
												230	A	Ni choll s St.	45 63
												230	H	Ni choll s St.	61 73
												253	A	Abilene Christian	68 80
												277	A	McNeese	67 61
												277	H	McNeese	74 86
												297	H	Southeastern La.	61 76
												313	A	Incarinate Word	58 56
												313	H	Incarinate Word	67 56
												335	A	Sam Houston St.	69 61
												335	H	Sam Houston St.	65 62
												336	H	Northwestern St.	57 51
												338	A	La. -Monroe	73 77
LAST 12 Division I GAMES:															
225	H	A&M-Corpus Christi	68 73	230	A	Ni choll s St.	45 63								
313	H	Incarinate Word	67 56	127	A	Central Ark.	56 64								
277	A	McNeese	67 61	114	H	SFA	54 76								
90	A	Lamar University	55 90	225	A	A&M-Corpus Christi	49 50								
335	H	Sam Houston St.	65 62	313	A	Incarinate Word	58 56								
336	H	Northwestern St.	57 51	277	H	McNeese	74 86								

Non-Div I Games: LeTourneau 88 43 Paul Quinn 74 54 Huston-Tillotson 76 72 Jarvis Christian 78 30  
Houston Baptist

Howard		Average RPI Win: 294	WON-LOST RECORD	WINNING PCT. RANK	LAST 10 GAMES	STRENGTH OF SCHEDULE	OPP. STRENGTH OF SCHEDULE	TEAM RPI	ADJ. RPI	CONF. RPI	ADJ CONF. RPI
Average RPI Loss: 184											
DIV. I ONLY		12- 18	229	5- 5	276	335	269	269	30	30	
DIV. I NON-CONF.		4- 9	249	0- 0	88	270	235	235	30	30	
-----											
TOTALS	RPI 1-25	RPI 26-50		W-L RECORDS		RPI 51-100	RPI 101-999	RPI 201+			
12- 18	0- 1	0- 2		OVERALL		0- 1	12- 14	11- 7			
8- 6	0- 0	0- 0		HOME		0- 0	8- 6	7- 2			
4- 11	0- 0	0- 0		AWAY		0- 0	4- 1	4- 1			
0- 1	0- 0	0- 0		NEUTRAL		0- 0	0- 1	0- 1			
4- 9	0- 1	0- 2		NON-CONFERENCE		0- 1	4- 5	4- 1			
4- 2	0- 0	0- 0		HOME		0- 0	4- 2	4- 0			
0- 7	0- 1	0- 2		AWAY		0- 1	0- 3	0- 1			
0- 0	0- 0	0- 0		NEUTRAL		0- 0	0- 0	0- 0			
8- 9	0- 0	0- 0		CONFERENCE		0- 0	8- 9	7- 6			
4- 4	0- 0	0- 0		HOME		0- 0	4- 4	3- 2			
4- 4	0- 0	0- 0		AWAY		0- 0	4- 4	4- 3			
0- 1	0- 0	0- 0		NEUTRAL		0- 0	0- 1	0- 1			

RPI 1-25				RPI 26-50				RPI 51-100				RPI 101+				Team's RPI: 269
RPI	S	Opponent	Score	RPI	S	Opponent	Score	RPI	S	Opponent	Score	RPI	S	Opponent	Score	
17	A	Maryland	49 111	26	A	Georgia	47 87	97	A	Georgetown	41 93	104	A	Cincinnati	53 87	
				47	A	Mercer	44 70					124	H	Bethune-Cookman	55 59	
												157	H	William & Mary	71 83	
												165	A	N. C. A&T	53 91	
												165	H	N. C. A&T	68 76	
												170	H	Brown	81 85	
												178	H	Hampton	68 63	
												197	A	Siena	61 72	
												213	H	Norfolk St.	53 59	
												255	H	Campbell	63 61	
												265	H	St. Francis Brooklyn	72 69	
												268	A	UMES	52 58	
												268	H	UMES	79 83	
												270	A	Morgan St.	68 61	
												286	H	Fairleigh Dickinson	68 65	
												293	A	Vermont	65 88	
												299	H	FIU	69 62	
												318	A	South Carolina St.	68 58	
												320	A	N. C. Central	77 78	
												320	H	N. C. Central	69 54	
												321	A	Coppin St.	87 69	
												333	H	Delaware St.	78 70	
												337	A	Florida A&M	59 74	
												337	H	Florida A&M	76 65	
												337 N		Florida A&M	64 69	
												340	A	Savannah St.	87 59	
LAST 12 Division I GAMES:																
				337 N		Florida A&M	64 69	268	H	UMES	79 83					
				321	A	Coppin St.	87 69	178	H	Hampton	68 63					
				213	H	Norfolk St.	53 59	270	A	Morgan St.	68 61					
				333	H	Delaware St.	78 70	337	H	Florida A&M	76 65					
				320	A	N. C. Central	77 78	268	A	UMES	52 58					
				165	A	N. C. A&T	53 91	165	H	N. C. A&T	68 76					

Non-Div I Games:

Howard

■ Loss, 
 ■ Non-Conf, 
 ■ S Site, 
 ■ Home 
 ■ A Away 
 N Neutral

I  
U  
P  
U  
I

I  
U  
P  
U  
I

Non-Div I Games:	Georgetown (KY)	85	52
------------------	-----------------	----	----

Average RPI Win:	215	WON-LOST	WINNING	LAST 10	STRENGTH OF	OPP. STRENGTH	TEAM	ADJ.	CONF.	ADJ CONF.
Average RPI Loss:	135	RECORD	PCT. RANK	GAMES	SCHEDULE	OF SCHEDULE	RPI	RPI	RPI	RPI
DIV. I ONLY	16- 12	127	8- 2	210	130	151	151	19	19	
DIV. I NON-CONF.	3- 7	254	0- 0	117	73	208	208	13	13	
-----										
TOTALS	RPI 1-25	RPI 26-50	W-L RECORDS	RPI 51-100	RPI 101-999	RPI 201+				
16- 12	0- 1	1- 1	OVERALL	0- 3	15- 7	9- 3				
7- 6	0- 0	0- 1	HOME	0- 1	7- 4	4- 1				
9- 5	0- 0	1- 0	AWAY	0- 0	8- 0	5- 0				
0- 1	0- 0	0- 0	NEUTRAL	0- 1	0- 0	0- 0				
3- 7	0- 1	0- 0	NON-CONFERENCE	0- 3	3- 3	2- 2				
1- 3	0- 0	0- 0	HOME	0- 1	1- 2	1- 1				
2- 3	0- 1	0- 0	AWAY	0- 1	2- 1	1- 1				
0- 1	0- 0	0- 0	NEUTRAL	0- 1	0- 0	0- 0				
13- 5	0- 0	1- 1	CONFERENCE	0- 0	12- 4	7- 1				
6- 3	0- 0	0- 1	HOME	0- 0	6- 2	3- 0				
7- 2	0- 0	1- 0	AWAY	0- 0	6- 2	4- 1				
0- 0	0- 0	0- 0	NEUTRAL	0- 0	0- 0	0- 0				

RPI 1-25				RPI 26-50				RPI 51-100				RPI 101+				Team's RPI: 151
RPI	S	Opponent	Score	RPI	S	Opponent	Score	RPI	S	Opponent	Score	RPI	S	Opponent	Score	
6	A	Ohio St.	56 99	36	A	Northern Colo.	79 71	54	A	Arizona St.	33 77	103	A	Colorado St.	83 69	
				36	H	Northern Colo.	72 78	69	H	Wyoming	64 70	126	A	Portland St.	101 90	
								70	N	TCU	76 86	126	H	Portland St.	61 60	
												140	A	Eastern Wash.	64 71	
												140	H	Eastern Wash.	85 71	
												145	H	Weber St.	88 105	
												153	H	Idaho St.	52 62	
												200	A	North Dakota	78 64	
												200	H	North Dakota	80 75	
												201	H	Washington	69 81	
												204	A	Montana St.	95 77	
												211	A	CSUN	80 75	
												217	H	Seattle U	60 68	
												237	A	Montana	67 56	
												253	A	Abilene Christian	72 82	
												274	A	Sacramento St.	64 79	
												274	H	Sacramento St.	101 66	
												305	A	Northern Ari z.	93 83	
												305	H	Northern Ari z.	83 68	
												319	H	Cal St. Fullerton	80 60	
												328	A	Southern Utah	65 57	
												328	H	Southern Utah	74 51	
-----																
LAST 12 Division I GAMES:																
328	A	Southern Utah	65 57	140	H	Eastern Wash.	85 71									
305	A	Northern Ari z.	93 83	274	H	Sacramento St.	101 66									
145	H	Weber St.	88 105	126	H	Portland St.	61 60									
153	H	Idaho St.	52 62	200	A	North Dakota	78 64									
237	A	Montana	67 56	36	A	Northern Colo.	79 71									
204	A	Montana St.	95 77	305	H	Northern Ari z.	83 68									

Non-Div I Games: Eastern Ore. 84 70

Idaho

Average RPI Win:	242	WON-LOST	WINNING	LAST 10	STRENGTH OF	OPP. STRENGTH	TEAM	ADJ.	CONF.	ADJ CONF.
Average RPI Loss:	146	RECORD	PCT. RANK	GAMES	SCHEDULE	OF SCHEDULE	RPI	RPI	RPI	RPI
DIV. I ONLY	18- 10	93	7- 3	326	157	153	153	19	19	
DIV. I NON-CONF.	6- 3	87	0- 0	317	164	119	119	13	13	
-----										
TOTALS	RPI 1-25	RPI 26-50	W-L RECORDS	RPI 51-100	RPI 101-999	RPI 201+				
18- 10	0- 0	0- 2	OVERALL	0- 1	18- 7	11- 3				
7- 3	0- 0	0- 1	HOME	0- 0	7- 2	5- 1				
10- 7	0- 0	0- 0	AWAY	0- 0	10- 0	5- 0				
1- 0	0- 0	0- 0	NEUTRAL	0- 0	1- 0	1- 0				
6- 3	0- 0	0- 0	NON-CONFERENCE	0- 1	6- 2	4- 1				
1- 0	0- 0	0- 0	HOME	0- 0	1- 0	1- 0				
5- 3	0- 0	0- 0	AWAY	0- 1	5- 2	3- 1				
0- 0	0- 0	0- 0	NEUTRAL	0- 0	0- 0	0- 0				
12- 7	0- 0	0- 2	CONFERENCE	0- 0	12- 5	7- 2				
6- 3	0- 0	0- 1	HOME	0- 0	6- 2	4- 1				
5- 4	0- 0	0- 1	AWAY	0- 0	5- 3	2- 1				
1- 0	0- 0	0- 0	NEUTRAL	0- 0	1- 0	1- 0				

RPI 1-25				RPI 26-50				RPI 51-100				RPI 101+				Team's RPI: 153
RPI	S	Opponent	Score	RPI	S	Opponent	Score	RPI	S	Opponent	Score	RPI	S	Opponent	Score	
				36	A	Northern Colo.	52 75	69	A	Wyoming	53 61	113	A	Washington St.	55 72	
				36	H	Northern Colo.	57 63					126	A	Portland St.	88 59	
												126	H	Portland St.	72 64	
												140	A	Eastern Wash.	64 66	
												145	A	Weber St.	73 84	
												145	H	Weber St.	70 76	
												151	A	Idaho	62 52	
												186	A	UC Irvine	78 72	
												200	A	North Dakota	68 55	
												200	H	North Dakota	57 46	
												201	A	Washington	79 59	
												204	H	Montana St.	60 61	
												217	A	Seattle U	74 69	
												237	H	Montana	72 60	
												239	A	Pepperdine	74 80	
												256	A	Hawaii	64 62	
												274	A	Sacramento St.	85 71	
												274	H	Sacramento St.	83 71	
												305	A	Northern Ariz.	75 55	
												305	H	Northern Ariz.	76 59	
												314	H	Utah St.	64 44	
												322	A	Utah Valley	70 58	
												328	A	Southern Utah	70 76	
												328	H	Southern Utah	66 39	
												328	N	Southern Utah	59 49	
LAST 12 Division I GAMES:																
				328	N	Southern Utah	59 49	274	H	Sacramento St.	83 71					
				237	H	Montana	72 60	200	A	North Dakota	68 55					
				204	H	Montana St.	60 61	36	A	Northern Colo.	52 75					
				140	A	Eastern Wash.	64 66	328	H	Southern Utah	66 39					
				151	A	Idaho	62 52	305	H	Northern Ariz.	76 59					
				126	H	Portland St.	72 64	145	A	Weber St.	73 84					

Non-Div I Games: Westminster (UT) 83 45 Col. of Idaho 89 32

Idaho St.

Average RPI Win:	269	WON-LOST	WINNING	LAST 10	STRENGTH OF	OPP. STRENGTH	TEAM	ADJ.	CONF.	ADJ CONF.
Average RPI Loss:	172	RECORD	PCT. RANK	GAMES	SCHEDULE	OF SCHEDULE	RPI	RPI	RPI	RPI
DIV. I ONLY	6- 22	312	1- 9	302	205	332	332	11	11	
DIV. I NON-CONF.	5- 4	146	0- 0	347	345	327	327	15	15	
-----										
TOTALS	RPI 1-25	RPI 26-50	W-L RECORDS	RPI 51-100	RPI 101-999	RPI 201+				
6- 22	0- 2	0- 0	OVERALL	0- 4	6- 16	6- 7				
5- 10	0- 1	0- 0	HOME	0- 2	5- 7	5- 3				
1- 11	0- 1	0- 0	AWAY	0- 2	1- 8	1- 4				
0- 1	0- 0	0- 0	NEUTRAL	0- 0	0- 1	0- 0				
5- 4	0- 0	0- 0	NON-CONFERENCE	0- 0	5- 4	5- 4				
4- 2	0- 0	0- 0	HOME	0- 0	4- 2	4- 2				
1- 2	0- 0	0- 0	AWAY	0- 0	1- 2	1- 2				
0- 0	0- 0	0- 0	NEUTRAL	0- 0	0- 0	0- 0				
1- 18	0- 2	0- 0	CONFERENCE	0- 4	1- 12	1- 3				
1- 8	0- 1	0- 0	HOME	0- 2	1- 5	1- 1				
0- 9	0- 1	0- 0	AWAY	0- 2	0- 6	0- 2				
0- 1	0- 0	0- 0	NEUTRAL	0- 0	0- 1	0- 0				

RPI 1-25				RPI 26-50				RPI 51-100				RPI 101+				Team's RPI: 332
RPI	S	Opponent	Score	RPI	S	Opponent	Score	RPI	S	Opponent	Score	RPI	S	Opponent	Score	
23	A	Green Bay	36 65					80	A	IUPUI	43 68	120	A	Cleveland St.	67 70	
23	H	Green Bay	37 66					80	H	IUPUI	46 82	120	H	Cleveland St.	42 64	
								85	A	Wright St.	50 60	131	A	Milwaukee	44 59	
								85	H	Wright St.	53 80	131	H	Milwaukee	53 76	
												141	A	Youngstown St.	63 76	
												141	H	Youngstown St.	52 71	
												189	A	Oakland	78 95	
												189	H	Oakland	63 67	
												189	N	Oakland	46 80	
												202	H	Eastern Mich.	73 70	
												227	H	North Texas	70 67	
												254	A	Northern Ky.	53 61	
												254	H	Northern Ky.	73 55	
												259	H	Indiana St.	55 46	
												267	A	Bradley	48 58	
												289	H	Santa Clara	36 45	
												296	H	Jackson St.	63 76	
												304	A	Loyola Chicago	55 57	
												325	A	Fort Wayne	67 51	
												326	A	Detroit Mercy	60 73	
												326	H	Detroit Mercy	58 61	
												349	H	Evansville	96 77	
-----																
LAST 12 Division I GAMES:																
				189	N	Oakland	46 80					141	H	Youngstown St.	52 71	
				85	H	Wright St.	53 80					120	H	Cleveland St.	42 64	
				254	H	Northern Ky.	73 55					80	A	IUPUI	43 68	
				23	H	Green Bay	37 66					131	A	Milwaukee	44 59	
				189	A	Oakland	78 95					23	A	Green Bay	36 65	
				326	A	Detroit Mercy	60 73					254	A	Northern Ky.	53 61	

Non-Div I Games: Bethel (IN) 66 46 Ind.-Northwest 74 56

Average RPI Win: 255	WON-LOST RECORD	WINNING PCT. RANK	LAST 10 GAMES	STRENGTH OF SCHEDULE	OPP. STRENGTH OF SCHEDULE	TEAM RPI	ADJ. RPI	CONF. RPI	ADJ CONF. RPI
Average RPI Loss: 72									
DIV. I ONLY	9- 22	278	0- 10	104	74	240	240	3	3
DIV. I NON-CONF.	9- 5	99	0- 0	241	217	156	156	4	4
-----									
TOTALS	RPI 1-25	RPI 26-50	W-L RECORDS	RPI 51-100	RPI 101-999	RPI 201+			
9- 22	0- 4	0- 3	OVERALL	0- 12	9- 3	6- 1			
6- 10	0- 2	0- 1	HOME	0- 5	6- 2	6- 1			
1- 11	0- 2	0- 2	AWAY	0- 6	1- 1	0- 0			
2- 1	0- 0	0- 0	NEUTRAL	0- 1	2- 0	0- 0			
9- 5	0- 1	0- 0	NON-CONFERENCE	0- 4	9- 0	6- 0			
6- 2	0- 0	0- 0	HOME	0- 2	6- 0	6- 0			
1- 3	0- 1	0- 0	AWAY	0- 2	1- 0	0- 0			
2- 0	0- 0	0- 0	NEUTRAL	0- 0	2- 0	0- 0			
0- 17	0- 3	0- 3	CONFERENCE	0- 8	0- 3	0- 1			
0- 8	0- 2	0- 1	HOME	0- 3	0- 2	0- 1			
0- 8	0- 1	0- 2	AWAY	0- 4	0- 1	0- 0			
0- 1	0- 0	0- 0	NEUTRAL	0- 1	0- 0	0- 0			

RPI 1-25				RPI 26-50				RPI 51-100				RPI 101+ Team's RPI: 240			
RPI	S	Opponent	Score	RPI	S	Opponent	Score	RPI	S	Opponent	Score	RPI	S	Opponent	Score
6	H	Ohio St.	69 88	39	A	Michigan	42 86	51	A	FGCU	61 85	149	N	Wichita St.	68 67
17	A	Maryland	65 100	40	A	Rutgers	37 76	53	A	Indiana	54 70	173	A	Northwestern	61 68
22	H	Iowa	71 84	41	H	Minnesota	75 84	59	A	Nebraska	47 62	173	H	Northwestern	59 74
24	A	Missouri	55 72					59	H	Nebraska	72 80	186	N	UC Irvine	65 59
								61	A	Purdue	51 64	192	A	Memphis	63 47
								61	H	Purdue	54 73	203	H	Wisconsin	61 70
								66	H	Michigan St.	55 67	248	H	Austin Peay	59 47
								67	H	Virginia Tech	49 96	259	H	Indiana St.	81 52
								87	A	New Mexico	68 97	267	H	Bradley	74 62
								93	A	Penn St.	59 68	325	H	Fort Wayne	64 50
								93	N	Penn St.	57 83	326	H	Detroit Mercy	73 65
								99	H	Western Ill.	67 77	346	H	Chicago St.	66 56
LAST 12 Division I GAMES:															
				93	N	Penn St.	57 83	61	H	Purdue	54 73				
				41	H	Minnesota	75 84	59	A	Nebraska	47 62				
				61	A	Purdue	51 64	203	H	Wisconsin	61 70				
				173	A	Northwestern	61 68	93	A	Penn St.	59 68				
				6	H	Ohio St.	69 88	39	A	Michigan	42 86				
				53	A	Indiana	54 70	66	H	Michigan St.	55 67				

Non-Div I Games:

Illinois



Average RPI Win: 250	WON-LOST RECORD	WINNING PCT. RANK	LAST 10 GAMES	STRENGTH OF SCHEDULE	OPP. STRENGTH OF SCHEDULE	TEAM RPI	ADJ. RPI	CONF. RPI	ADJ CONF. RPI
Average RPI Loss: 161									
DIV. I ONLY	14- 15	191	6- 4	284	247	242	242	24	24
DIV. I NON-CONF.	6- 5	153	0- 0	223	235	191	191	21	21
-----									
TOTALS	RPI 1-25	RPI 26-50	W-L RECORDS	RPI 51-100	RPI 101-999	RPI 201+			
14- 15	0- 0	0- 0	OVERALL	0- 4	14- 11	10- 4			
9- 6	0- 0	0- 0	HOME	0- 2	9- 4	7- 1			
4- 9	0- 0	0- 0	AWAY	0- 0	4- 1	3- 1			
1- 0	0- 0	0- 0	NEUTRAL	0- 0	1- 0	0- 0			
6- 5	0- 0	0- 0	NON-CONFERENCE	0- 0	6- 5	4- 0			
4- 2	0- 0	0- 0	HOME	0- 0	4- 2	3- 0			
1- 3	0- 0	0- 0	AWAY	0- 0	1- 3	1- 0			
1- 0	0- 0	0- 0	NEUTRAL	0- 0	1- 0	0- 0			
8- 10	0- 0	0- 0	CONFERENCE	0- 4	8- 6	6- 4			
5- 4	0- 0	0- 0	HOME	0- 2	5- 2	4- 1			
3- 6	0- 0	0- 0	AWAY	0- 2	3- 4	2- 3			
0- 0	0- 0	0- 0	NEUTRAL	0- 0	0- 0	0- 0			

RPI S Opponent	Score	RPI S Opponent	Score	RPI S Opponent	Score	RPI S Opponent	Score	Team's RPI: 242
				71 A Drake	64 80	109 A George Mason	37 56	
				71 H Drake	58 65	120 H Cleveland St.	47 56	
				96 A Missouri St.	58 75	128 H Butler	45 56	
				96 H Missouri St.	50 56	131 A Milwaukee	59 61	
						135 A UNI	48 66	
						135 H UNI	36 58	
						138 N Northeastern	65 55	
						163 H SIUE	62 47	
						171 A Southern Ill.	39 36	
						171 H Southern Ill.	49 46	
						189 A Oakland	43 64	
						202 H Eastern Mich.	65 56	
						254 H Northern Ky.	49 37	
						259 A Indiana St.	49 52	
						259 H Indiana St.	63 53	
						267 A Bradley	53 41	
						267 H Bradley	42 62	
						279 H UMKC	64 53	
						298 A Valparaiso	50 56	
						298 H Valparaiso	63 55	
						301 A Long Beach St.	59 51	
						304 A Loyola Chicago	59 62	
						304 H Loyola Chicago	57 49	
						349 A Evansville	67 43	
						349 H Evansville	70 44	
LAST 12 Division I GAMES:								
267 A Bradley	53 41	171 A Southern Ill.	39 36	298 H Valparaiso	63 55			
71 A Drake	64 80	304 H Loyola Chicago	57 49	135 H UNI	36 58			
135 A UNI	48 66	71 H Drake	58 65	259 A Indiana St.	49 52			
349 H Evansville	70 44							
259 H Indiana St.	63 53							
96 A Missouri St.	58 75							

Non-Div I Games:

Illinois St.

Average RPI Win:	289	WON-LOST	WINNING	LAST 10	STRENGTH OF	OPP. STRENGTH	TEAM	ADJ.	CONF.	ADJ CONF.
Average RPI Loss:	178	RECORD	PCT. RANK	GAMES	SCHEDULE	OF SCHEDULE	RPI	RPI	RPI	RPI

DIV. I ONLY	4- 24	329	2- 8	145	330	313	313	26	26
DIV. I NON-CONF.	0- 10	337	0- 0	33	306	289	289	26	26
-----									
TOTALS	RPI 1-25	RPI 26-50	W-L RECORDS	RPI 51-100	RPI 101-999	RPI 201+			
4- 24	0- 0	0- 0	OVERALL	0- 5	4- 19	4- 11			
2- 10	0- 0	0- 0	HOME	0- 2	2- 8	2- 5			
2- 14	0- 0	0- 0	AWAY	0- 1	2- 1	2- 1			
0- 0	0- 0	0- 0	NEUTRAL	0- 0	0- 0	0- 0			
0- 10	0- 0	0- 0	NON-CONFERENCE	0- 3	0- 7	0- 2			
0- 3	0- 0	0- 0	HOME	0- 1	0- 2	0- 1			
0- 7	0- 0	0- 0	AWAY	0- 2	0- 5	0- 1			
0- 0	0- 0	0- 0	NEUTRAL	0- 0	0- 0	0- 0			
4- 14	0- 0	0- 0	CONFERENCE	0- 2	4- 12	4- 9			
2- 7	0- 0	0- 0	HOME	0- 1	2- 6	2- 4			
2- 7	0- 0	0- 0	AWAY	0- 1	2- 6	2- 5			
0- 0	0- 0	0- 0	NEUTRAL	0- 0	0- 0	0- 0			

RPI 1-25				RPI 26-50				RPI 51-100				RPI 101+ Team's RPI: 313			
RPI	S	Opponent	Score	RPI	S	Opponent	Score	RPI	S	Opponent	Score	RPI	S	Opponent	Score
								58	A	Oklahoma St.	35 86	106	A	Rice	43 60
								60	H	South Dakota	51 81	112	A	Utah	31 90
								78	A	Houston	67 98	114	A	SFA	49 60
								90	A	Lamar University	54 77	114	H	SFA	50 75
								90	H	Lamar University	47 71	127	H	Central Ark.	35 57
												137	H	Texas St.	33 74
												145	A	Weber St.	55 79
												167	A	UT Arlington	48 61
												222	A	New Orleans	50 52
												222	H	New Orleans	45 72
												225	A	A&M-Corpus Christi	59 75
												225	H	A&M-Corpus Christi	58 62
												230	H	Nicholls St.	64 62
												251	A	Texas Tech	54 80
												253	A	Abilene Christian	56 58
												253	H	Abilene Christian	58 46
												276	H	Massachusetts	45 64
												277	H	McNeese	57 66
												297	A	Southeastern La.	54 65
												310	A	Houston Baptist	56 67
												310	H	Houston Baptist	56 58
												335	A	Sam Houston St.	56 49
												336	A	Northwestern St.	57 53
-----															
LAST 12 Division I GAMES:															
				253	H	Abilene Christian	58 46	253	A	Abilene Christian	56 58				
				310	A	Houston Baptist	56 67	297	A	Southeastern La.	54 65				
				225	A	A&M-Corpus Christi	59 75	225	H	A&M-Corpus Christi	58 62				
				336	A	Northwestern St.	57 53	222	H	New Orleans	45 72				
				114	H	SFA	50 75	310	H	Houston Baptist	56 58				
				90	H	Lamar University	47 71	222	A	New Orleans	50 52				

Non-Div I Games: Mary Hardin-Baylor 76 58

Average RPI Win:	127	WON-LOST	WINNING	LAST 10	STRENGTH OF	OPP. STRENGTH	TEAM	ADJ.	CONF.	ADJ CONF.
Average RPI Loss:	43	RECORD	PCT. RANK	GAMES	SCHEDULE	OF SCHEDULE	RPI	RPI	RPI	RPI
DIV. I ONLY	17- 14	147	8- 2	11	30	53	53	3	3	
DIV. I NON-CONF.	7- 6	165	0- 0	22	66	80	80	4	4	
-----										
TOTALS	RPI 1-25	RPI 26-50	W-L RECORDS	RPI 51-100	RPI 101-999	RPI 201+				
17- 14	0- 7	2- 2	OVERALL	7- 4	8- 1	5- 0				
10- 5	0- 2	1- 0	HOME	3- 2	6- 1	4- 0				
5- 6	0- 3	1- 1	AWAY	2- 2	2- 0	1- 0				
2- 3	0- 2	0- 1	NEUTRAL	2- 0	0- 0	0- 0				
7- 6	0- 2	0- 1	NON-CONFERENCE	2- 2	5- 1	3- 0				
4- 3	0- 1	0- 0	HOME	1- 1	3- 1	2- 0				
2- 1	0- 0	0- 0	AWAY	0- 1	2- 0	1- 0				
1- 2	0- 1	0- 1	NEUTRAL	1- 0	0- 0	0- 0				
10- 8	0- 5	2- 1	CONFERENCE	5- 2	3- 0	2- 0				
6- 2	0- 1	1- 0	HOME	2- 1	3- 0	2- 0				
3- 5	0- 3	1- 1	AWAY	2- 1	0- 0	0- 0				
1- 1	0- 1	0- 0	NEUTRAL	1- 0	0- 0	0- 0				

RPI 1-25				RPI 26-50				RPI 51-100				Team's RPI: 53				RPI 101+			
RPI	S	Opponent	Score	RPI	S	Opponent	Score	RPI	S	Opponent	Score	RPI	S	Opponent	Score	RPI	S	Opponent	Score
3	H	Louisville	59 72	31	N	Virginia	72 82	56	H	Western Ky.	73 71	107	H	Chattanooga	61 64				
6	A	Ohio St.	70 85	39	A	Michigan	79 84	59	H	Nebraska	83 75	125	A	Yale	72 68				
6	H	Ohio St.	62 77	40	H	Rutgers	64 58	61	A	Purdue	52 44	173	H	Northwestern	78 73				
17	A	Maryland	70 74	41	A	Minnesota	82 70	61	H	Purdue	72 54	181	H	Southern U.	64 49				
17	N	Maryland	54 67					66	A	Michigan St.	69 65	203	H	Wisconsin	69 55				
22	A	Iowa	62 75					66	H	Michigan St.	46 68	219	H	Arkansas St.	93 51				
24	N	Missouri	55 75					66	N	Michigan St.	111 109	227	H	North Texas	68 63				
								77	A	Saint Mary's (CA)	82 88	240	H	Illinois	70 54				
								79	N	UAB	71 63	254	A	Northern Ky.	67 56				
								93	A	Penn St.	74 77								
								100	H	Auburn	53 65								
LAST 12 Division I GAMES:																			
		17 N Maryland	54 67			240 H Illinois	70 54												
		66 N Michigan St.	111 109			173 H Northwestern	78 73												
		22 A Iowa	62 75			40 H Rutgers	64 58												
		41 A Minnesota	82 70			203 H Wisconsin	69 55												
		59 H Nebraska	83 75			66 A Michigan St.	69 65												
		61 A Purdue	52 44			17 A Maryland	70 74												

Non-Div I Games:

Indiana

Average RPI Win: 292	WON-LOST RECORD	WINNING PCT. RANK	LAST 10 GAMES	STRENGTH OF SCHEDULE	OPP. STRENGTH OF SCHEDULE	TEAM RPI	ADJ. RPI	CONF. RPI	ADJ CONF. RPI
Average RPI Loss: 137									
DIV. I ONLY	10- 18	248	5- 5	208	243	259	259	24	24
DIV. I NON-CONF.	1- 9	318	0- 0	110	156	285	285	21	21
-----									
TOTALS	RPI 1-25	RPI 26-50	W-L RECORDS	RPI 51-100	RPI 101-999	RPI 201+			
10- 18	0- 1	0- 0	OVERALL	0- 7	10- 10	10- 4			
5- 9	0- 1	0- 0	HOME	0- 3	5- 5	5- 1			
4- 8	0- 0	0- 0	AWAY	0- 3	4- 5	4- 3			
1- 1	0- 0	0- 0	NEUTRAL	0- 1	1- 0	1- 0			
1- 9	0- 1	0- 0	NON-CONFERENCE	0- 3	1- 5	1- 3			
0- 5	0- 1	0- 0	HOME	0- 1	0- 3	0- 1			
0- 3	0- 0	0- 0	AWAY	0- 1	0- 2	0- 2			
1- 1	0- 0	0- 0	NEUTRAL	0- 1	1- 0	1- 0			
9- 9	0- 0	0- 0	CONFERENCE	0- 4	9- 5	9- 1			
5- 4	0- 0	0- 0	HOME	0- 2	5- 2	5- 0			
4- 5	0- 0	0- 0	AWAY	0- 2	4- 3	4- 1			
0- 0	0- 0	0- 0	NEUTRAL	0- 0	0- 0	0- 0			

RPI 1-25				RPI 26-50				RPI 51-100				RPI 101+ Team's RPI: 259			
RPI	S	Opponent	Score	RPI	S	Opponent	Score	RPI	S	Opponent	Score	RPI	S	Opponent	Score
21	H	Central Mich.	67 77					60	N	South Dakota	59 71	119	H	Saint Louis	59 60
								71	A	Drake	64 85	128	H	Butler	51 60
								71	H	Drake	51 84	135	A	UNI	53 59
								80	A	IUPUI	57 86	135	H	UNI	46 56
								81	H	Miami (OH)	56 68	171	A	Southern Ill.	43 54
								96	A	Missouri St.	56 69	171	H	Southern Ill.	45 64
								96	H	Missouri St.	63 77	223	H	Fla. Atlantic	58 66
												237	N	Montana	57 45
												240	A	Illinois	52 81
												242	A	Illinois St.	53 63
												242	H	Illinois St.	52 49
												267	A	Bradley	74 70
												267	H	Bradley	65 50
												298	A	Valparaiso	67 54
												298	H	Valparaiso	64 46
												304	A	Loyola Chicago	73 65
												304	H	Loyola Chicago	74 67
												332	A	Ill.-Chicago	46 55
												349	A	Evansville	66 57
												349	H	Evansville	56 48
-----															
LAST 12 Division I GAMES:															
				96	A	Missouri St.	56 69	71	H	Drake	51 84				
				171	A	Southern Ill.	43 54	135	H	UNI	46 56				
				304	H	Loyola Chicago	74 67	349	A	Evansville	66 57				
				298	H	Valparaiso	64 46	298	A	Valparaiso	67 54				
				267	A	Bradley	74 70	304	A	Loyola Chicago	73 65				
				242	A	Illinois St.	53 63	242	H	Illinois St.	52 49				

Non-Div I Games: Missouri S&amp;T 84 51

Indiana St.

Average RPI Win:	347	WON-LOST	WINNING	LAST 10	STRENGTH OF	OPP. STRENGTH	TEAM	ADJ.	CONF.	ADJ CONF.
Average RPI Loss:	195	RECORD	PCT. RANK	GAMES	SCHEDULE	OF SCHEDULE	RPI	RPI	RPI	RPI
DIV. I ONLY	2- 28	345	2- 8	250	291	342	342	28	28	
DIV. I NON-CONF.	0- 11	337	0- 0	135	222	328	328	25	25	
-----										
TOTALS	RPI 1-25	RPI 26-50	W-L RECORDS	RPI 51-100	RPI 101-999	RPI 201+				
2- 28	0- 0	0- 2	OVERALL	0- 5	2- 21	2- 14				
1- 13	0- 0	0- 1	HOME	0- 2	1- 10	1- 6				
1- 14	0- 0	0- 1	AWAY	0- 3	1- 10	1- 7				
0- 1	0- 0	0- 0	NEUTRAL	0- 0	0- 1	0- 1				
0- 11	0- 0	0- 0	NON-CONFERENCE	0- 5	0- 6	0- 3				
0- 5	0- 0	0- 0	HOME	0- 2	0- 3	0- 1				
0- 6	0- 0	0- 0	AWAY	0- 3	0- 3	0- 2				
0- 0	0- 0	0- 0	NEUTRAL	0- 0	0- 0	0- 0				
2- 17	0- 0	0- 2	CONFERENCE	0- 0	2- 15	2- 11				
1- 8	0- 0	0- 1	HOME	0- 0	1- 7	1- 5				
1- 8	0- 0	0- 1	AWAY	0- 0	1- 7	1- 5				
0- 1	0- 0	0- 0	NEUTRAL	0- 0	0- 1	0- 1				

RPI 1-25				RPI 26-50				RPI 51-100				RPI 101+				Team's RPI: 342	
RPI	S	Opponent	Score	RPI	S	Opponent	Score	RPI	S	Opponent	Score	RPI	S	Opponent	Score		
				37	A	Quinnipiac	47 90	73	A	Duquesne	59 80	158	A	Marist	55 75		
				37	H	Quinnipiac	38 74	83	H	Toledo	57 74	158	H	Marist	45 55		
								84	A	Fordham	48 78	183	H	Kansas	58 72		
								89	H	Bucknell	53 60	185	H	Temple	54 59		
								98	A	Jacksonville	62 71	187	A	Stony Brook	46 63		
												197	A	Siena	51 64		
												197	H	Siena	48 70		
												233	A	Niagara	59 73		
												243	H	Hofstra	43 68		
												250	A	Rider	53 80		
												250	H	Rider	49 62		
												262	A	Manhattan	63 67		
												262	H	Manhattan	48 57		
												262	N	Manhattan	39 55		
												265	A	St. Francis Brooklyn	63 72		
												275	A	Fairfield	39 59		
												275	H	Fairfield	68 78		
												278	A	Arizona	58 71		
												283	A	Monmouth	56 68		
												283	H	Monmouth	56 62		
												285	H	Canisius	49 53		
												347	A	Saint Peter's	55 31		
												347	H	Saint Peter's	52 42		
LAST 12 Division I GAMES:																	
				262	N	Manhattan	39 55	275	H	Fairfield	68 78						
				275	A	Fairfield	39 59	37	A	Quinnipiac	47 90						
				158	H	Marist	45 55	158	A	Marist	55 75						
				262	H	Manhattan	48 57	347	H	Saint Peter's	52 42						
				347	A	Saint Peter's	55 31	250	H	Rider	49 62						
				250	A	Rider	53 80	283	A	Monmouth	56 68						

Non-Div I Games:

Iona

Average RPI Win:	123	WON-LOST	WINNING	LAST 10	STRENGTH OF	OPP. STRENGTH	TEAM	ADJ.	CONF.	ADJ CONF.
Average RPI Loss:	41	RECORD	PCT. RANK	GAMES	SCHEDULE	OF SCHEDULE	RPI	RPI	RPI	RPI
DIV. I ONLY	24- 7	37	8- 2	25	66	22	22	3	3	
DIV. I NON-CONF.	12- 1	6	0- 0	30	103	10	10	4	4	
-----										
TOTALS	RPI 1-25	RPI 26-50	W-L RECORDS	RPI 51-100	RPI 101-999	RPI 201+				
24- 7	1- 2	5- 2	OVERALL	5- 3	13- 0	5- 0				
13- 3	1- 1	3- 0	HOME	4- 2	5- 0	2- 0				
7- 3	0- 1	1- 1	AWAY	1- 1	5- 0	2- 0				
4- 1	0- 0	1- 1	NEUTRAL	0- 0	3- 0	1- 0				
12- 1	0- 1	2- 0	NON-CONFERENCE	2- 0	8- 0	2- 0				
7- 1	0- 1	1- 0	HOME	2- 0	4- 0	1- 0				
2- 0	0- 0	0- 0	AWAY	0- 0	2- 0	0- 0				
3- 0	0- 0	1- 0	NEUTRAL	0- 0	2- 0	1- 0				
12- 6	1- 1	3- 2	CONFERENCE	3- 3	5- 0	3- 0				
6- 2	1- 0	2- 0	HOME	2- 2	1- 0	1- 0				
5- 3	0- 1	1- 1	AWAY	1- 1	3- 0	2- 0				
1- 1	0- 0	0- 1	NEUTRAL	0- 0	1- 0	0- 0				

RPI	S	Opponent	Score	RPI	S	Opponent	Score	RPI	S	Opponent	Score	RPI	S	Opponent	Score
6	H	Ohio St.	103 89	37	H	Quinnipiac	83 67	53	H	Indiana	75 62	108	A	Iowa St.	61 55
8	H	Florida St.	93 94	39	H	Michigan	82 72	56	H	Western Ky.	104 97	111	H	Western Mich.	79 56
17	A	Maryland	64 80	40	A	Rutgers	77 67	59	A	Nebraska	65 74	135	A	UNI	71 47
				41	A	Minnesota	72 77	59	H	Nebraska	74 92	147	H	Northern Ill.	105 80
				41	H	Minnesota	92 84	61	H	Purdue	70 76	154	N	Charlotte	77 64
				41	N	Minnesota	89 90	66	A	Michigan St.	71 68	160	H	Samford	80 59
				45	N	Elon	74 61	71	H	Drake	79 66	173	A	Northwestern	70 61
								93	H	Penn St.	80 76	173	N	Northwestern	55 45
-----															
LAST 12 Division I GAMES:															
				41	N	Minnesota	89 90	93	H	Penn St.	80 76				
				173	N	Northwestern	55 45	41	H	Minnesota	92 84				
				53	H	Indiana	75 62	66	A	Michigan St.	71 68				
				40	A	Rutgers	77 67	59	H	Nebraska	74 92				
				203	H	Wisconsin	88 61	6	H	Ohio St.	103 89				
				173	A	Northwestern	70 61	41	A	Minnesota	72 77				

Non-Div I Games:

Iowa

Average RPI Win: 185

Average RPI Loss: 50

WON-LOST  
RECORDWINNING  
PCT. RANKLAST 10  
GAMESSTRENGTH OF  
SCHEDULEOPP. STRENGTH  
OF SCHEDULETEAM  
RPIADJ.  
RPICONF.  
RPIADJ CONF.  
RPIDIV. I ONLY  
DIV. I NON-CONF.14- 17  
6- 5207  
1535- 5  
0- 045  
11236  
92108  
133108  
1334  
54  
5

TOTALS

RPI 1-25

RPI 26-50

W-L RECORDS

RPI 51-100

RPI 101-999

RPI 201+

14- 17

0- 7

0- 2

OVERALL

4- 6

10- 2

7- 0

7- 8

0- 3

0- 1

HOME

1- 4

6- 0

5- 0

5- 7

0- 2

0- 1

AWAY

3- 2

2- 2

1- 0

2- 2

0- 2

0- 0

NEUTRAL

0- 0

2- 0

1- 0

6- 5

0- 2

0- 0

NON-CONFERENCE

1- 1

5- 2

4- 0

5- 1

0- 1

0- 0

HOME

1- 0

4- 0

4- 0

0- 3

0- 0

0- 0

AWAY

0- 1

0- 2

0- 0

1- 1

0- 1

0- 0

NEUTRAL

0- 0

1- 0

0- 0

8- 12

0- 5

0- 2

CONFERENCE

3- 5

5- 0

3- 0

2- 7

0- 2

0- 1

HOME

0- 4

2- 0

1- 0

5- 4

0- 2

0- 1

AWAY

3- 1

2- 0

1- 0

1- 1

0- 1

0- 0

NEUTRAL

0- 0

1- 0

1- 0

RPI 1-25

RPI	S	Opponent	Score
4	A	Bayl or	49 89
4	H	Bayl or	50 79
12	A	Texas	55 87
12	H	Texas	59 72
12	N	Texas	69 81
21	N	Central Mi ch.	60 81
22	H	Iowa	55 61

RPI 26-50

RPI	S	Opponent	Score
34	A	Okl ahoma	71 80
34	H	Okl ahoma	69 74

RPI 51-100

RPI	S	Opponent	Score
58	A	Okl ahoma St.	78 69
58	H	Okl ahoma St.	73 81
60	H	South Dakota	81 76
64	A	West Vi rgi ni a	49 57
64	H	West Vi rgi ni a	59 69
70	A	TCU	66 63
70	H	TCU	52 75
71	A	Drake	80 83
91	A	Kansas St.	80 45
91	H	Kansas St.	60 67

RPI 101+

Team's RPI: 108

RPI	S	Opponent	Score
122	N	Tul ane	67 64
135	A	UNI	53 57
150	A	Vanderbi l t	74 77
183	A	Kansas	65 56
183	H	Kansas	71 69
230	H	Ni chol l s St.	75 47
246	H	UC Ri versi de	89 66
251	A	Texas Tech	66 54
251	H	Texas Tech	69 57
251	N	Texas Tech	74 49
279	H	UMKC	61 45
320	H	N. C. Central	99 58

LAST 12 Division I GAMES:

12	N	Texas	69 81	70	A	TCU	66 63
251	N	Texas Tech	74 49	58	H	Okl ahoma St.	73 81
183	A	Kansas	65 56	91	A	Kansas St.	80 45
12	H	Texas	59 72	70	H	TCU	52 75
34	A	Okl ahoma	71 80	12	A	Texas	55 87
251	H	Texas Tech	69 57	58	A	Okl ahoma St.	78 69

Non-Div I Games:

Iowa St.

■ Loss, 
 ■ Non-Conf, 
 ■ S Site, 
 ■ Home 
 ■ A Away 
 N Neutral

Average RPI Win: 304		WON-LOST RECORD	WINNING PCT. RANK	LAST 10 GAMES	STRENGTH OF SCHEDULE	OPP. STRENGTH OF SCHEDULE	TEAM RPI	ADJ. RPI	CONF. RPI	ADJ CONF. RPI
Average RPI Loss: 244										
DIV. I ONLY		12- 12	175	4- 6	349	346	296	296	32	32
DIV. I NON-CONF.		2- 3	214	0- 0	349	315	342	342	32	32
TOTALS		RPI 1-25	RPI 26-50	W-L RECORDS		RPI 51-100	RPI 101-999	RPI 201+		
12- 12	0- 0		0- 0	OVERALL		0- 0	12- 12	12- 9		
6- 4	0- 0		0- 0	HOME		0- 0	6- 4	6- 3		
6- 8	0- 0		0- 0	AWAY		0- 0	6- 1	6- 1		
0- 0	0- 0		0- 0	NEUTRAL		0- 0	0- 0	0- 0		
2- 3	0- 0		0- 0	NON-CONFERENCE		0- 0	2- 3	2- 2		
0- 1	0- 0		0- 0	HOME		0- 0	0- 1	0- 1		
2- 2	0- 0		0- 0	AWAY		0- 0	2- 2	2- 1		
0- 0	0- 0		0- 0	NEUTRAL		0- 0	0- 0	0- 0		
10- 9	0- 0		0- 0	CONFERENCE		0- 0	10- 9	10- 7		
6- 3	0- 0		0- 0	HOME		0- 0	6- 3	6- 2		
4- 6	0- 0		0- 0	AWAY		0- 0	4- 6	4- 5		
0- 0	0- 0		0- 0	NEUTRAL		0- 0	0- 0	0- 0		

RPI 1-25				RPI 26-50				RPI 51-100				RPI 101+				Team's RPI: 296	
RPI	S	Opponent	Score	RPI	S	Opponent	Score	RPI	S	Opponent	Score	RPI	S	Opponent	Score		
												181	A	Southern U.	76	86	
												181	H	Southern U.	58	68	
												192	A	Memphi s	53	64	
												218	A	Texas Southern	66	71	
												218	H	Texas Southern	74	77	
												226	A	Grambl ing	89	93	
												226	H	Grambl ing	82	70	
												230	H	Ni chol l s St.	64	90	
												236	A	Prai rie View	64	66	
												236	A	Prai rie View	73	85	
												236	H	Prai rie View	70	61	
												290	A	Al corn	74	51	
												290	H	Al corn	94	69	
												311	A	Al abama A&M	68	58	
												311	H	Al abama A&M	59	43	
												315	A	Al abama St.	69	50	
												315	H	Al abama St.	70	61	
												331	A	Ark. -Pi ne Bl uff	60	54	
												331	H	Ark. -Pi ne Bl uff	60	66	
												332	A	Ill. -Chi cago	76	63	
												335	A	Sam Houston St.	68	74	
												341	A	Mi ssi ssi ppi Val .	61	72	
												341	H	Mi ssi ssi ppi Val .	68	67	
												346	A	Chi cago St.	87	69	
LAST 12 Division I GAMES:																	
				236	A	Prai rie View	64	66				236	A	Prai rie View	73	85	
				311	A	Al abama A&M	68	58				218	A	Texas Southern	66	71	
				315	A	Al abama St.	69	50				181	H	Southern U.	58	68	
				331	H	Ark. -Pi ne Bl uff	60	66				290	H	Al corn	94	69	
				341	H	Mi ssi ssi ppi Val .	68	67				331	A	Ark. -Pi ne Bl uff	60	54	
				226	A	Grambl ing	89	93				341	A	Mi ssi ssi ppi Val .	61	72	

[illegible]



Average RPI Win:	266	WON-LOST	WINNING	LAST 10	STRENGTH OF	OPP. STRENGTH	TEAM	ADJ.	CONF.	ADJ CONF.
Average RPI Loss:	82	RECORD	PCT. RANK	GAMES	SCHEDULE	OF SCHEDULE	RPI	RPI	RPI	RPI
DIV. I ONLY	20- 7	50	8- 2	287	236	98	98	23	23	
DIV. I NON-CONF.	7- 5	132	0- 0	208	197	107	107	22	22	
-----										
TOTALS	RPI 1-25	RPI 26-50	W-L RECORDS	RPI 51-100	RPI 101-999	RPI 201+				
20- 7	0- 2	0- 0	OVERALL	0- 3	20- 2	16- 0				
10- 1	0- 0	0- 0	HOME	0- 1	10- 0	9- 0				
9- 6	0- 2	0- 0	AWAY	0- 2	9- 2	6- 0				
1- 0	0- 0	0- 0	NEUTRAL	0- 0	1- 0	1- 0				
7- 5	0- 2	0- 0	NON-CONFERENCE	0- 1	7- 2	5- 0				
3- 0	0- 0	0- 0	HOME	0- 0	3- 0	3- 0				
3- 5	0- 2	0- 0	AWAY	0- 1	3- 2	1- 0				
1- 0	0- 0	0- 0	NEUTRAL	0- 0	1- 0	1- 0				
13- 2	0- 0	0- 0	CONFERENCE	0- 2	13- 0	11- 0				
7- 1	0- 0	0- 0	HOME	0- 1	7- 0	6- 0				
6- 1	0- 0	0- 0	AWAY	0- 1	6- 0	5- 0				
0- 0	0- 0	0- 0	NEUTRAL	0- 0	0- 0	0- 0				

RPI 1-25				RPI 26-50				RPI 51-100 Team's RPI: 98				RPI 101+			
RPI	S	Opponent	Score	RPI	S	Opponent	Score	RPI	S	Opponent	Score	RPI	S	Opponent	Score
8	A	Florida St.	50 82					51	A	FGCU	58 63	124	A	Bethune-Cookman	68 58
16	A	NC State	44 64					51	H	FGCU	63 65	168	A	South Ala.	60 58
								94	A	Alabama	60 75	175	A	Florida	59 69
												179	A	Troy	88 89
												199	A	Stetson	61 54
												199	H	Stetson	73 63
												230	A	Nicholls St.	69 61
												241	A	North Florida	66 48
												241	H	North Florida	64 43
												254	N	Northern Ky.	61 49
												261	A	Lipscomb	70 63
												261	H	Lipscomb	70 48
												283	H	Monmouth	74 65
												300	A	Kennesaw St.	67 49
												300	H	Kennesaw St.	79 52
												300	H	Kennesaw St.	84 49
												302	A	USC Upstate	71 45
												302	H	USC Upstate	65 49
												339	A	NJIT	88 58
												339	H	NJIT	73 53
												340	H	Savannah St.	74 46
												342	H	Iona	71 62
LAST 12 Division I GAMES:															
300	H	Kennesaw St.	79 52	199	A	Stetson	61 54								
241	H	North Florida	64 43	51	H	FGCU	63 65								
339	H	NJIT	73 53	199	H	Stetson	73 63								
302	H	USC Upstate	65 49	51	A	FGCU	58 63								
261	A	Lipscomb	70 63	302	A	USC Upstate	71 45								
300	A	Kennesaw St.	67 49	339	A	NJIT	88 58								

Non-Div I Games: Flagler 79 52 Edward Waters 79 58 Webber Int'l 64 43

Jacksonville

Average RPI Win: 270				WON-LOST RECORD		WINNING PCT. RANK		LAST 10 GAMES		STRENGTH OF SCHEDULE		OPP. STRENGTH OF SCHEDULE		TEAM RPI		ADJ. RPI		CONF. RPI		ADJ. CONF. RPI	
Average RPI Loss: 150																					
DIV. I ONLY				17- 12		118		6- 4		234		290		162		162		25		25	
DIV. I NON-CONF.				4- 5		202		0- 0		263		180		217		217		27		27	
TOTALS				RPI 1-25		RPI 26-50		W-L RECORDS		RPI 51-100		RPI 101-999		RPI 201+							
17- 12				0- 1		0- 0		OVERALL		0- 4		17- 7		13- 3							
8- 4				0- 1		0- 0		HOME		0- 1		8- 2		7- 1							
7- 7				0- 0		0- 0		AWAY		0- 2		7- 1		6- 0							
2- 1				0- 0		0- 0		NEUTRAL		0- 1		2- 0		0- 0							
4- 5				0- 1		0- 0		NON-CONFERENCE		0- 1		4- 3		3- 1							
2- 1				0- 1		0- 0		HOME		0- 0		2- 0		2- 0							
1- 4				0- 0		0- 0		AWAY		0- 1		1- 3		1- 1							
1- 0				0- 0		0- 0		NEUTRAL		0- 0		1- 0		0- 0							
13- 7				0- 0		0- 0		CONFERENCE		0- 3		13- 4		10- 2							
6- 3				0- 0		0- 0		HOME		0- 1		6- 2		5- 1							
6- 3				0- 0		0- 0		AWAY		0- 1		6- 2		5- 1							
1- 1				0- 0		0- 0		NEUTRAL		0- 1		1- 0		0- 0							

RPI 1-25				RPI 26-50				RPI 51-100				RPI 101+				Team's RPI: 162	
RPI	S	Opponent	Score	RPI	S	Opponent	Score	RPI	S	Opponent	Score	RPI	S	Opponent	Score		
8	H	Florida St.	51 75					57	A	Bel mont	55 71	121	A	Seton Hall	54 73		
								57	H	Bel mont	35 66	159	H	UT Martin	57 61		
								57	N	Bel mont	53 63	163	A	SIUE	41 65		
								81	A	Mi ami (OH)	55 58	164	A	Clemson	45 53		
												191	A	Morehead St.	67 65		
												191	H	Morehead St.	70 64		
												191	N	Morehead St.	69 56		
												193	N	East Carolina	82 73		
												222	A	New Orleans	59 54		
												232	H	Southeast Mo. St.	55 48		
												248	A	Austin Peay	51 50		
												248	H	Austin Peay	65 47		
												294	A	Murray St.	59 55		
												294	H	Murray St.	97 65		
												306	A	Georgia St.	41 55		
												311	H	Al abama A&M	49 33		
												312	A	Tennessee Tech	73 59		
												312	H	Tennessee Tech	58 60		
												316	A	Eastern Ky.	44 48		
												316	H	Eastern Ky.	65 51		
												330	A	Tennessee St.	75 56		
												330	H	Tennessee St.	62 61		
												334	H	Rhode Isl and	63 53		
												345	A	Eastern Ill.	59 50		
LAST 12 Division I GAMES:																	
				57	N	Bel mont	53 63	330	H	Tennessee St.	62 61						
				191	N	Morehead St.	69 56	312	H	Tennessee Tech	58 60						
				312	A	Tennessee Tech	73 59	163	A	SIUE	41 65						
				57	H	Bel mont	35 66	345	A	Eastern Ill.	59 50						
				248	A	Austin Peay	51 50	232	H	Southeast Mo. St.	55 48						
				294	A	Murray St.	59 55	159	H	UT Martin	57 61						

Non-Div I Games:	Stillman	93	38	Brewton-Parker	103	44
------------------	----------	----	----	----------------	-----	----

Jacksonville St.

■ Loss, ■ Non-Conf, S Site, H Home A Away N Neutral

Average RPI	Win: 199	WON-LOST	WINNING	LAST 10	STRENGTH OF	OPP. STRENGTH	TEAM	ADJ.	CONF.	ADJ CONF.
Average RPI	Loss: 46	RECORD	PCT. RANK	GAMES	SCHEDULE	OF SCHEDULE	RPI	RPI	RPI	RPI
DIV. I ONLY	20- 9	66	8- 2	80	102	63	63	10	10	
DIV. I NON-CONF.	4- 7	226	0- 0	70	22	173	173	12	12	
-----										
TOTALS	RPI 1-25	RPI 26-50	W-L RECORDS	RPI 51-100	RPI 101-999	RPI 201+				
20- 9	0- 2	2- 5	OVERALL	1- 1	17- 1	11- 0				
12- 3	0- 1	2- 1	HOME	1- 0	9- 1	6- 0				
8- 5	0- 1	0- 3	AWAY	0- 1	8- 0	5- 0				
0- 1	0- 0	0- 1	NEUTRAL	0- 0	0- 0	0- 0				
4- 7	0- 2	0- 3	NON-CONFERENCE	1- 1	3- 1	3- 0				
3- 3	0- 1	0- 1	HOME	1- 0	2- 1	2- 0				
1- 3	0- 1	0- 1	AWAY	0- 1	1- 0	1- 0				
0- 1	0- 0	0- 1	NEUTRAL	0- 0	0- 0	0- 0				
16- 2	0- 0	2- 2	CONFERENCE	0- 0	14- 0	8- 0				
9- 0	0- 0	2- 0	HOME	0- 0	7- 0	4- 0				
7- 2	0- 0	0- 2	AWAY	0- 0	7- 0	4- 0				
0- 0	0- 0	0- 0	NEUTRAL	0- 0	0- 0	0- 0				

RPI 1-25				RPI 26-50				RPI 51-100				Team's RPI: 63	RPI 101+			
RPI	S	Opponent	Score	RPI	S	Opponent	Score	RPI	S	Opponent	Score		RPI	S	Opponent	Score
8	H	Florida St.	63 79	29	N	Villanova	57 60	72	A	St. John's (NY)	64 81		116	A	Delaware	56 53
9	A	Tennessee	60 89	33	A	Dayton	54 82	88	H	Liberty	58 47		116	H	Delaware	67 56
				40	H	Rutgers	63 76						134	H	Saint Joseph's	66 73
				44	A	Drexel	71 73						138	A	Northeastern	60 57
				44	H	Drexel	56 48						138	H	Northeastern	72 43
				45	A	Elon	43 50						157	A	William & Mary	86 41
				45	H	Elon	70 67						157	H	William & Mary	70 64
													243	A	Hofstra	55 42
													243	H	Hofstra	73 56
													258	A	UNCW	63 48
													258	H	UNCW	65 48
													262	A	Col. of Charleston	67 45
													262	H	Col. of Charleston	67 53
													272	A	Towson	64 55
													272	H	Towson	69 45
													293	A	Vermont	68 56
													295	H	Bryant	67 36
													329	H	Wagner	68 45
-----																
LAST 12 Division I GAMES:																
157	H	William & Mary	70 64	138	H	Northeastern	72 43									
116	H	Delaware	67 56	45	A	Elon	43 50									
44	A	Drexel	71 73	157	A	William & Mary	86 41									
258	H	UNCW	65 48	262	H	Col. of Charleston	67 53									
116	A	Delaware	56 53	243	H	Hofstra	73 56									
272	A	Towson	64 55	258	A	UNCW	63 48									

Non-Div I Games:

James Madison

Average RPI Win:	201	WON-LOST	WINNING	LAST 10	STRENGTH OF	OPP. STRENGTH	TEAM	ADJ.	CONF.	ADJ CONF.
Average RPI Loss:	68	RECORD	PCT. RANK	GAMES	SCHEDULE	OF SCHEDULE	RPI	RPI	RPI	RPI
DIV. I ONLY	12- 18	229	1- 9	87	63	183	183	4	4	
DIV. I NON-CONF.	9- 2	33	0- 0	242	271	104	104	5	5	
-----										
TOTALS	RPI 1-25	RPI 26-50	W-L RECORDS	RPI 51-100	RPI 101-999	RPI 201+				
12- 18	0- 4	0- 2	OVERALL	2- 9	10- 3	7- 1				
10- 8	0- 2	0- 1	HOME	2- 3	8- 2	5- 1				
2- 9	0- 2	0- 1	AWAY	0- 5	2- 1	2- 0				
0- 1	0- 0	0- 0	NEUTRAL	0- 1	0- 0	0- 0				
9- 2	0- 0	0- 0	NON-CONFERENCE	0- 2	9- 0	6- 0				
8- 1	0- 0	0- 0	HOME	0- 1	8- 0	5- 0				
1- 1	0- 0	0- 0	AWAY	0- 1	1- 0	1- 0				
0- 0	0- 0	0- 0	NEUTRAL	0- 0	0- 0	0- 0				
3- 16	0- 4	0- 2	CONFERENCE	2- 7	1- 3	1- 1				
2- 7	0- 2	0- 1	HOME	2- 2	0- 2	0- 1				
1- 8	0- 2	0- 1	AWAY	0- 4	1- 1	1- 0				
0- 1	0- 0	0- 0	NEUTRAL	0- 1	0- 0	0- 0				

RPI 1-25				RPI 26-50				RPI 51-100				RPI 101+ Team's RPI: 183			
RPI	S	Opponent	Score	RPI	S	Opponent	Score	RPI	S	Opponent	Score	RPI	S	Opponent	Score
4	A	Bayl or	51 88	34	A	Okl ahoma	64 97	58	A	Okl ahoma St.	63 92	106	H	Ri ce	73 65
4	H	Bayl or	48 83	34	H	Okl ahoma	52 72	58	H	Okl ahoma St.	66 59	108	A	Iowa St.	69 71
12	A	Texas	62 79					59	H	Nebraska	49 66	108	H	Iowa St.	56 65
12	H	Texas	41 55					64	A	West Vi rgi ni a	46 76	125	H	Yale	81 75
								64	H	West Vi rgi ni a	54 74	146	H	Arkansas	71 60
								70	A	TCU	66 76	218	H	Texas Southern	72 37
								70	H	TCU	86 77	232	H	Southeast Mo. St.	51 50
								72	A	St. John's (NY)	53 65	251	A	Texas Tech	60 47
								91	A	Kansas St.	67 91	251	H	Texas Tech	56 68
								91	H	Kansas St.	59 63	255	H	Campbel l	66 48
								91	N	Kansas St.	63 72	279	H	UMKC	63 48
												333	H	Del aware St.	81 49
												342	A	Iona	72 58
-----															
LAST 12 Di vi si on I GAMES:															
				91	N	Kansas St.	63 72	34	H	Okl ahoma	52 72				
				108	H	Iowa St.	56 65	58	A	Okl ahoma St.	63 92				
				91	A	Kansas St.	67 91	12	H	Texas	41 55				
				58	H	Okl ahoma St.	66 59	91	H	Kansas St.	59 63				
				4	A	Bayl or	51 88	34	A	Okl ahoma	64 97				
				64	A	West Vi rgi ni a	46 76	70	A	TCU	66 76				

Non-Di v I Games:

Kansas

Average RPI Win:	182	WON-LOST	WINNING	LAST 10	STRENGTH OF	OPP. STRENGTH	TEAM	ADJ.	CONF.	ADJ CONF.
Average RPI Loss:	43	RECORD	PCT. RANK	GAMES	SCHEDULE	OF SCHEDULE	RPI	RPI	RPI	RPI
DIV. I ONLY	16- 15	169	4- 6	35	65	91	91	4	4	
DIV. I NON-CONF.	8- 3	65	0- 0	99	250	74	74	5	5	
-----										
TOTALS	RPI 1-25	RPI 26-50	W-L RECORDS	RPI 51-100	RPI 101-999	RPI 201+				
16- 15	0- 7	0- 2	OVERALL	4- 4	12- 2	6- 0				
9- 7	0- 2	0- 1	HOME	2- 2	7- 2	4- 0				
5- 6	0- 3	0- 1	AWAY	1- 2	4- 0	2- 0				
2- 2	0- 2	0- 0	NEUTRAL	1- 0	1- 0	0- 0				
8- 3	0- 2	0- 0	NON-CONFERENCE	2- 0	6- 1	4- 0				
6- 1	0- 0	0- 0	HOME	1- 0	5- 1	3- 0				
1- 1	0- 1	0- 0	AWAY	0- 0	1- 0	1- 0				
1- 1	0- 1	0- 0	NEUTRAL	1- 0	0- 0	0- 0				
8- 12	0- 5	0- 2	CONFERENCE	2- 4	6- 1	2- 0				
3- 6	0- 2	0- 1	HOME	1- 2	2- 1	1- 0				
4- 5	0- 2	0- 1	AWAY	1- 2	3- 0	1- 0				
1- 1	0- 1	0- 0	NEUTRAL	0- 0	1- 0	0- 0				

RPI 1-25				RPI 26-50				RPI 51-100				Team's RPI : 91				RPI 101+			
RPI	S	Opponent	Score	RPI	S	Opponent	Score	RPI	S	Opponent	Score	RPI	S	Opponent	Score	RPI	S	Opponent	Score
4	A	Bayl or	50 75	34	A	Okl ahoma	49 68	58	A	Okl ahoma St.	68 76	108	A	Iowa St.	67 60				
4	H	Bayl or	58 88	34	H	Okl ahoma	71 76	58	H	Okl ahoma St.	80 64	108	H	Iowa St.	45 80				
4	N	Bayl or	54 83					64	A	West Vi rgi ni a	60 52	114	H	SFA	74 49				
10	N	UCLA	55 64					64	H	West Vi rgi ni a	66 75	135	H	UNI	71 72				
12	A	Texas	54 76					70	A	TCU	70 87	167	H	UT Ar lington	70 56				
12	H	Texas	64 75					70	H	TCU	63 68	183	A	Kansas	63 59				
24	A	Mi ssouri	59 73					93	N	Penn St.	70 65	183	H	Kansas	91 67				
								95	H	Li ttle Rock	66 51	183	N	Kansas	72 63				
												227	A	North Texas	55 54				
												244	H	Omaha	81 60				
												251	A	Texas Tech	86 63				
												251	H	Texas Tech	83 69				
												337	H	Flori da A&M	81 57				
												346	H	Chi cago St.	99 51				
-----																			
LAST 12 Di vi si on I GAMES:																			
		4 N Bayl or	54 83			12 A Texas	54 76												
		183 N Kansas	72 63			251 H Texas Tech	83 69												
		251 A Texas Tech	86 63			108 H Iowa St.	45 80												
		183 H Kansas	91 67			34 A Okl ahoma	49 68												
		64 H West Vi rgi ni a	66 75			183 A Kansas	63 59												
		70 A TCU	70 87			70 H TCU	63 68												

Non-Di v I Games:

Kansas St.

Average RPI Win:	293	WON-LOST	WINNING	LAST 10	STRENGTH OF	OPP. STRENGTH	TEAM	ADJ.	CONF.	ADJ CONF.
Average RPI Loss:	162	RECORD	PCT. RANK	GAMES	SCHEDULE	OF SCHEDULE	RPI	RPI	RPI	RPI
DIV. I ONLY	6- 19	304	2- 8	258	217	300	300	23	23	
DIV. I NON-CONF.	3- 7	254	0- 0	265	80	252	252	22	22	
-----										
TOTALS	RPI 1-25	RPI 26-50	W-L RECORDS	RPI 51-100	RPI 101-999	RPI 201+				
6- 19	0- 1	0- 0	OVERALL	0- 7	6- 11	5- 6				
3- 6	0- 0	0- 0	HOME	0- 2	3- 4	2- 3				
3- 11	0- 0	0- 0	AWAY	0- 4	3- 7	3- 3				
0- 2	0- 1	0- 0	NEUTRAL	0- 1	0- 0	0- 0				
3- 7	0- 1	0- 0	NON-CONFERENCE	0- 2	3- 4	3- 0				
1- 1	0- 0	0- 0	HOME	0- 0	1- 1	1- 0				
2- 4	0- 0	0- 0	AWAY	0- 1	2- 3	2- 0				
0- 2	0- 1	0- 0	NEUTRAL	0- 1	0- 0	0- 0				
3- 12	0- 0	0- 0	CONFERENCE	0- 5	3- 7	2- 6				
2- 5	0- 0	0- 0	HOME	0- 2	2- 3	1- 3				
1- 7	0- 0	0- 0	AWAY	0- 3	1- 4	1- 3				
0- 0	0- 0	0- 0	NEUTRAL	0- 0	0- 0	0- 0				

RPI 1-25				RPI 26-50				RPI 51-100				RPI 101+				Team's RPI: 300
RPI	S	Opponent	Score	RPI	S	Opponent	Score	RPI	S	Opponent	Score	RPI	S	Opponent	Score	
17	N	Maryland	35 89					51	A	FGCU	51 78	161	A	Ole Miss	63 92	
								51	H	FGCU	57 78	164	A	Clemson	28 41	
								68	A	Georgia Tech	48 86	190	A	Furman	59 78	
								74	N	Maine	39 75	193	H	East Carolina	56 66	
								98	A	Jacksonville	49 84	199	A	Stetson	53 96	
								98	A	Jacksonville	52 79	199	H	Stetson	66 49	
								98	H	Jacksonville	49 67	241	A	North Florida	72 77	
												241	H	North Florida	44 68	
												245	A	Presbyterian	60 51	
												261	A	Lipscomb	52 69	
												261	H	Lipscomb	62 64	
												302	A	USC Upstate	61 65	
												302	H	USC Upstate	64 70	
												306	H	Georgia St.	71 61	
												327	A	Ga. Southern	60 58	
												339	A	NJIT	61 58	
												339	H	NJIT	80 65	
-----																
LAST 12 Division I GAMES:																
				98	A	Jacksonville	52 79	339	A	NJIT	61 58					
				261	A	Lipscomb	52 69	302	H	USC Upstate	64 70					
				51	A	FGCU	51 78	339	H	NJIT	80 65					
				199	A	Stetson	53 96	302	A	USC Upstate	61 65					
				241	H	North Florida	44 68	199	H	Stetson	66 49					
				98	H	Jacksonville	49 67	51	H	FGCU	57 78					

Non-Div I Games: Middle Ga. St. 81 65

Kennesaw St.

Average RPI Win:	204	WON-LOST	WINNING	LAST 10	STRENGTH OF	OPP. STRENGTH	TEAM	ADJ.	CONF.	ADJ CONF.
Average RPI Loss:	84	RECORD	PCT. RANK	GAMES	SCHEDULE	OF SCHEDULE	RPI	RPI	RPI	RPI
DIV. I ONLY	13- 18	221	3- 7	96	89	148	148	8	8	
DIV. I NON-CONF.	7- 5	132	0- 0	126	109	96	96	8	8	
-----										
TOTALS	RPI 1-25	RPI 26-50	W-L RECORDS	RPI 51-100	RPI 101-999	RPI 201+				
13- 18	0- 4	0- 3	OVERALL	2- 4	11- 7	8- 2				
4- 7	0- 1	0- 1	HOME	0- 2	4- 3	4- 0				
7- 8	0- 0	0- 0	AWAY	2- 0	5- 2	3- 0				
2- 3	0- 1	0- 1	NEUTRAL	0- 1	2- 0	1- 0				
7- 5	0- 1	0- 2	NON-CONFERENCE	0- 2	7- 0	4- 0				
1- 1	0- 0	0- 0	HOME	0- 1	1- 0	1- 0				
4- 1	0- 0	0- 1	AWAY	0- 0	4- 0	2- 0				
2- 3	0- 1	0- 1	NEUTRAL	0- 1	2- 0	1- 0				
6- 13	0- 3	0- 1	CONFERENCE	2- 2	4- 7	4- 2				
3- 6	0- 1	0- 1	HOME	0- 1	3- 3	3- 0				
3- 7	0- 2	0- 0	AWAY	2- 1	1- 4	1- 2				
0- 0	0- 0	0- 0	NEUTRAL	0- 0	0- 0	0- 0				

RPI 1-25				RPI 26-50				RPI 51-100				RPI 101+ Team's RPI: 148			
RPI	S	Opponent	Score	RPI	S	Opponent	Score	RPI	S	Opponent	Score	RPI	S	Opponent	Score
13	N	Stanford	54 79	32	N	Gonzaga	57 77	51	N	FGCU	62 80	101	A	Ohio	78 79
19	A	Buffalo	42 80	38	H	Bail St.	58 79	81	A	Miami (OH)	35 58	101	H	Ohio	65 78
19	H	Buffalo	51 81	39	A	Mi chi gan	41 54	81	H	Miami (OH)	59 65	111	H	Western Mi ch.	61 66
21	A	Central Mich.	84 88					83	A	Tol edo	80 76	132	A	Robert Morris	46 31
								83	A	Tol edo	62 55	141	A	Youngstown St.	55 44
								85	H	Wright St.	60 72	147	A	Northern Ill.	79 81
												147	H	Northern Ill.	62 72
												192	N	Memphi s	70 55
												202	A	Eastern Mi ch.	67 60
												202	H	Eastern Mi ch.	76 69
												206	A	Bowl ing Green	50 60
												206	H	Bowl ing Green	81 57
												221	A	Akron	60 75
												221	H	Akron	60 55
												254	A	Northern Ky.	59 54
												297	N	Southeastern La.	81 60
												316	A	Eastern Ky.	65 57
												326	H	Detroit Mercy	82 74
-----															
LAST 12 Division I GAMES:															
83	A	Tol edo	80 76	101	H	Ohio	65 78								
81	A	Miami (OH)	35 58	19	A	Buffalo	42 80								
19	H	Buffalo	51 81	147	H	Northern Ill.	62 72								
221	H	Akron	60 55	206	H	Bowl ing Green	81 57								
101	A	Ohio	78 79	221	A	Akron	60 75								
81	H	Miami (OH)	59 65	83	A	Tol edo	62 55								

Non-Div I Games:

Kent St.

Average RPI Win:	195	WON-LOST	WINNING	LAST 10	STRENGTH OF	OPP. STRENGTH	TEAM	ADJ.	CONF.	ADJ CONF.
Average RPI Loss:	32	RECORD	PCT. RANK	GAMES	SCHEDULE	OF SCHEDULE	RPI	RPI	RPI	RPI
DIV. I ONLY	15- 17	199	4- 6	15	53	86	86	2	2	
DIV. I NON-CONF.	8- 6	143	0- 0	114	129	115	115	2	2	
-----										
TOTALS	RPI 1-25	RPI 26-50	W-L RECORDS	RPI 51-100	RPI 101-999	RPI 201+				
15- 17	0- 10	0- 4	OVERALL	3- 1	12- 2	6- 0				
9- 7	0- 4	0- 3	HOME	2- 0	7- 0	5- 0				
5- 9	0- 5	0- 1	AWAY	0- 1	5- 2	1- 0				
1- 1	0- 1	0- 0	NEUTRAL	1- 0	0- 0	0- 0				
8- 6	0- 2	0- 2	NON-CONFERENCE	0- 1	8- 1	6- 0				
6- 2	0- 1	0- 1	HOME	0- 0	6- 0	5- 0				
2- 4	0- 1	0- 1	AWAY	0- 1	2- 1	1- 0				
0- 0	0- 0	0- 0	NEUTRAL	0- 0	0- 0	0- 0				
7- 11	0- 8	0- 2	CONFERENCE	3- 0	4- 1	0- 0				
3- 5	0- 3	0- 2	HOME	2- 0	1- 0	0- 0				
3- 5	0- 4	0- 0	AWAY	0- 0	3- 1	0- 0				
1- 1	0- 1	0- 0	NEUTRAL	1- 0	0- 0	0- 0				

RPI 1-25				RPI 26-50				RPI 51-100				RPI 101+			
RPI	S	Opponent	Score	RPI	S	Opponent	Score	RPI	S	Opponent	Score	RPI	S	Opponent	Score
3	H	Louisville	63 87	26	H	Georgia	42 56	51	A	FGCU	64 70	102	A	Middle Tenn.	57 62
4	A	Baylor	63 90	28	H	LSU	70 72	94	H	Alabama	79 54	113	A	Washington St.	73 68
5	A	Mississippi St.	55 74	43	H	California	52 62	94	N	Alabama	71 64	146	A	Arkansas	76 65
5	H	Mississippi St.	63 85	50	A	Miami (FL)	54 65	100	H	Auburn	65 48	146	H	Arkansas	78 57
5	N	Mississippi St.	58 81									150	A	Vanderbilt	55 70
9	H	Tennessee	49 63									161	A	Ole Miss	79 71
11	A	South Carolina	63 81									175	A	Florida	56 53
11	H	South Carolina	64 81									191	H	Morehead St.	86 53
15	A	Texas A&M	70 74									229	H	Gardner-Webb	72 34
24	A	Missouri	78 83									237	A	Montana	71 54
-----															
LAST 12 Division I GAMES:															
5	N	Mississippi St.	58 81	5	A	Mississippi St.	55 74	24	A	Missouri	78 83	28	H	LSU	70 72
94	N	Alabama	71 64	24	A	Missouri	78 83	28	H	LSU	70 72	100	H	Auburn	65 48
5	H	Mississippi St.	63 85	28	H	LSU	70 72	100	H	Auburn	65 48	146	A	Arkansas	76 65
161	A	Ole Miss	79 71	100	H	Auburn	65 48	146	A	Arkansas	76 65	94	H	Alabama	79 54
11	A	South Carolina	63 81	146	A	Arkansas	76 65	94	H	Alabama	79 54				
146	H	Arkansas	78 57												

Non-Div I Games:

Kentucky



Average RPI Win:	296	WON-LOST	WINNING	LAST 10	STRENGTH OF	OPP. STRENGTH	TEAM	ADJ.	CONF.	ADJ CONF.
Average RPI Loss:	187	RECORD	PCT. RANK	GAMES	SCHEDULE	OF SCHEDULE	RPI	RPI	RPI	RPI
DIV. I ONLY	12- 17	226	4- 6	306	329	273	273	29	29	
DIV. I NON-CONF.	4- 7	226	0- 0	275	311	266	266	29	29	
-----										
TOTALS	RPI 1-25	RPI 26-50	W-L RECORDS	RPI 51-100	RPI 101-999	RPI 201+				
12- 17	0- 0	0- 1	OVERALL	0- 1	12- 15	12- 8				
7- 7	0- 0	0- 1	HOME	0- 1	7- 5	7- 3				
5- 10	0- 0	0- 0	AWAY	0- 0	5- 1	5- 1				
0- 0	0- 0	0- 0	NEUTRAL	0- 0	0- 0	0- 0				
4- 7	0- 0	0- 1	NON-CONFERENCE	0- 1	4- 5	4- 2				
2- 3	0- 0	0- 1	HOME	0- 1	2- 1	2- 1				
2- 4	0- 0	0- 0	AWAY	0- 0	2- 4	2- 1				
0- 0	0- 0	0- 0	NEUTRAL	0- 0	0- 0	0- 0				
8- 10	0- 0	0- 0	CONFERENCE	0- 0	8- 10	8- 6				
5- 4	0- 0	0- 0	HOME	0- 0	5- 4	5- 2				
3- 6	0- 0	0- 0	AWAY	0- 0	3- 6	3- 4				
0- 0	0- 0	0- 0	NEUTRAL	0- 0	0- 0	0- 0				

RPI 1-25				RPI 26-50				RPI 51-100				RPI 101+ Team's RPI: 273			
RPI	S	Opponent	Score	RPI	S	Opponent	Score	RPI	S	Opponent	Score	RPI	S	Opponent	Score
				39	H	Michigan	49 86	76	H	Navy	47 79	109	A	George Mason	70 73
												118	A	Saint Francis (PA)	71 101
												118	H	Saint Francis (PA)	54 85
												125	A	Yale	51 62
												132	A	Robert Morris	53 60
												132	H	Robert Morris	44 55
												152	A	Army West Point	37 71
												207	H	Lehigh	72 69
												235	A	Lafayette	53 69
												252	A	Sacred Heart	43 63
												252	H	Sacred Heart	46 50
												262	H	Manhattan	38 72
												265	A	St. Francis Brooklyn	54 64
												265	H	St. Francis Brooklyn	61 59
												286	A	Fairleigh Dickinson	62 53
												286	H	Fairleigh Dickinson	49 61
												291	A	Mt. St. Mary's	61 59
												291	H	Mt. St. Mary's	53 48
												292	A	Central Conn. St.	61 54
												292	H	Central Conn. St.	63 57
												295	A	Bryant	56 75
												295	H	Bryant	69 61
												323	A	UMBC	66 52
												329	A	Wagner	44 52
												329	H	Wagner	74 69
												339	A	NJIT	67 49
												347	H	Saint Peter's	57 46
LAST 12 Division I GAMES:															
				292	H	Central Conn. St.	63 57	132	H	Robert Morris	44 55				
				295	H	Bryant	69 61	329	A	Wagner	44 52				
				252	A	Sacred Heart	43 63	291	A	Mt. St. Mary's	61 59				
				286	A	Fairleigh Dickinson	62 53	286	H	Fairleigh Dickinson	49 61				
				265	A	St. Francis Brooklyn	54 64	252	H	Sacred Heart	46 50				
				118	H	Saint Francis (PA)	54 85	292	A	Central Conn. St.	61 54				

Non-Div I Games:

LIU Brooklyn

■ Loss, 
 ■ Non-Conf, 
 ■ S Site, 
 ■ H Home 
 ■ A Away 
 N Neutral

Average RPI Win:	137	WON-LOST	WINNING	LAST 10	STRENGTH OF	OPP. STRENGTH	TEAM	ADJ.	CONF.	ADJ CONF.
Average RPI Loss:	34	RECORD	PCT. RANK	GAMES	SCHEDULE	OF SCHEDULE	RPI	RPI	RPI	RPI
DIV. I ONLY	19- 9	74	7- 3	39	15	28	28	2	2	
DIV. I NON-CONF.	8- 3	65	0- 0	125	69	48	48	2	2	
-----										
TOTALS	RPI 1-25	RPI 26-50	W-L RECORDS	RPI 51-100	RPI 101-999	RPI 201+				
19- 9	3- 6	1- 1	OVERALL	4- 2	11- 0	4- 0				
11- 1	2- 1	1- 0	HOME	2- 0	6- 0	3- 0				
7- 6	1- 3	0- 1	AWAY	2- 2	4- 0	1- 0				
1- 2	0- 2	0- 0	NEUTRAL	0- 0	1- 0	0- 0				
8- 3	0- 2	0- 1	NON-CONFERENCE	1- 0	7- 0	4- 0				
4- 0	0- 0	0- 0	HOME	0- 0	4- 0	3- 0				
3- 2	0- 1	0- 1	AWAY	1- 0	2- 0	1- 0				
1- 1	0- 1	0- 0	NEUTRAL	0- 0	1- 0	0- 0				
11- 6	3- 4	1- 0	CONFERENCE	3- 2	4- 0	0- 0				
7- 1	2- 1	1- 0	HOME	2- 0	2- 0	0- 0				
4- 4	1- 2	0- 0	AWAY	1- 2	2- 0	0- 0				
0- 1	0- 1	0- 0	NEUTRAL	0- 0	0- 0	0- 0				

RPI 1-25				RPI 26-50				RPI 51-100				RPI 101+			
RPI	S	Opponent	Score	RPI	S	Opponent	Score	RPI	S	Opponent	Score	RPI	S	Opponent	Score
5	H	Mississippi St.	70 83	26	H	Georgia	71 60	86	A	Kentucky	72 70	119	N	Saint Louis	71 59
9	H	Tennessee	70 59	36	A	Northern Colo.	50 58	94	A	Alabama	51 65	122	A	Tulane	73 50
11	A	South Carolina	48 57					94	H	Alabama	79 78	146	A	Arkansas	62 57
12	N	Texas	66 75					95	A	Little Rock	56 37	150	H	Vanderbilt	85 65
14	A	South Fla.	55 61					100	A	Auburn	62 70	161	H	Ole Miss	84 55
15	A	Texas A&M	59 69					100	H	Auburn	59 56	169	H	Louisiana	60 45
15	H	Texas A&M	80 78									175	A	Florida	66 59
15	N	Texas A&M	69 75									230	H	Nicholls St.	65 50
24	A	Missouri	69 65									251	A	Texas Tech	48 40
												297	H	Southeastern La.	84 56
												335	H	Sam Houston St.	71 58
-----															
LAST 12 Division I GAMES:															
15	N	Texas A&M	69 75	100	A	Auburn	62 70								
94	H	Alabama	79 78	86	A	Kentucky	72 70								
11	A	South Carolina	48 57	26	H	Georgia	71 60								
146	A	Arkansas	62 57	9	H	Tennessee	70 59								
161	H	Ole Miss	84 55	15	A	Texas A&M	59 69								
15	H	Texas A&M	80 78	100	H	Auburn	59 56								

Non-Div I Games:

LSU

Average RPI Win:	209	WON-LOST	WINNING	LAST 10	STRENGTH OF	OPP. STRENGTH	TEAM	ADJ.	CONF.	ADJ CONF.
Average RPI Loss:	139	RECORD	PCT. RANK	GAMES	SCHEDULE	OF SCHEDULE	RPI	RPI	RPI	RPI
DIV. I ONLY	8- 22	288	1- 9	117	151	247	247	13	13	
DIV. I NON-CONF.	5- 8	220	0- 0	107	199	158	158	10	10	
-----										
TOTALS	RPI 1-25	RPI 26-50	W-L RECORDS	RPI 51-100	RPI 101-999	RPI 201+				
8- 22	0- 0	0- 3	OVERALL	1- 6	7- 13	5- 5				
4- 8	0- 0	0- 2	HOME	1- 0	3- 6	2- 1				
3- 14	0- 0	0- 1	AWAY	0- 6	3- 7	3- 4				
1- 0	0- 0	0- 0	NEUTRAL	0- 0	1- 0	0- 0				
5- 8	0- 0	0- 2	NON-CONFERENCE	1- 2	4- 4	3- 3				
1- 3	0- 0	0- 1	HOME	1- 0	0- 2	0- 1				
3- 5	0- 0	0- 1	AWAY	0- 2	3- 2	3- 2				
1- 0	0- 0	0- 0	NEUTRAL	0- 0	1- 0	0- 0				
3- 14	0- 0	0- 1	CONFERENCE	0- 4	3- 9	2- 2				
3- 5	0- 0	0- 1	HOME	0- 0	3- 4	2- 0				
0- 9	0- 0	0- 0	AWAY	0- 4	0- 5	0- 2				
0- 0	0- 0	0- 0	NEUTRAL	0- 0	0- 0	0- 0				

RPI 1-25				RPI 26-50				RPI 51-100				RPI 101+				Team's RPI: 247	
RPI	S	Opponent	Score	RPI	S	Opponent	Score	RPI	S	Opponent	Score	RPI	S	Opponent	Score		
29	H	Villanova	49 76	29	H	Villanova	49 76	52	A	Harvard	61 70	109	A	George Mason	55 65		
33	H	Dayton	47 76	33	H	Dayton	47 76	55	A	American	48 66	109	H	George Mason	56 69		
44	A	Drexel	54 79	44	A	Drexel	54 79	62	H	Penn	66 59	119	H	Saint Louis	87 76		
								73	A	Duquesne	50 78	134	A	Saint Joseph's	49 70		
								75	A	George Washington	49 69	134	H	Saint Joseph's	64 75		
								75	A	George Washington	45 60	174	N	New Hampshire	59 51		
								84	A	Fordham	45 66	184	H	Davidson	51 58		
												185	H	Temple	52 69		
												195	A	Richmond	51 77		
												195	H	Richmond	57 60		
												203	A	Wisconsin	60 71		
												207	A	Lehigh	69 61		
												227	A	North Texas	44 70		
												235	A	Lafayette	74 47		
												250	H	Rider	55 76		
												257	H	St. Bonaventure	66 63		
												276	A	Massachusetts	66 69		
												281	H	VCU	62 57		
												333	A	Delaware St.	71 48		
												334	A	Rhode Island	63 72		
LAST 12 Division I GAMES:																	
75	A	George Washington	49 69	119	H	Saint Louis	87 76	75	A	George Washington	45 60	119	H	Saint Louis	87 76		
109	A	George Mason	55 65	276	A	Massachusetts	66 69	134	H	Saint Joseph's	64 75	276	A	Massachusetts	66 69		
184	H	Davidson	51 58	75	A	George Washington	45 60	281	H	VCU	62 57	75	A	George Washington	45 60		
134	A	Saint Joseph's	49 70	334	A	Rhode Island	63 72	334	A	Rhode Island	63 72	134	H	Saint Joseph's	64 75		
84	A	Fordham	45 66									281	H	VCU	62 57		
195	H	Richmond	57 60									334	A	Rhode Island	63 72		

Non-Div I Games:

La Salle

Average RPI		Win: 265	WON-LOST RECORD	WINNING PCT. RANK	LAST 10 GAMES	STRENGTH OF SCHEDULE	OPP. STRENGTH OF SCHEDULE	TEAM RPI	ADJ. RPI	CONF. RPI	ADJ CONF. RPI
Loss: 184											
DIV. I ONLY			2- 26	343	0- 10	174	306	338	338	22	22
DIV. I NON-CONF.			1- 8	313	0- 0	249	320	336	336	23	23
TOTALS		RPI 1-25		RPI 26-50		W-L RECORDS	RPI 51-100	RPI 101-999		RPI 201+	
2- 26	0- 0			0- 0		OVERALL	0- 4	2- 22		2- 9	
2- 10	0- 0			0- 0		HOME	0- 1	2- 9		2- 4	
0- 15	0- 0			0- 0		AWAY	0- 1	0- 4		0- 1	
0- 1	0- 0			0- 0		NEUTRAL	0- 0	0- 1		0- 0	
1- 8	0- 0			0- 0		NON-CONFERENCE	0- 2	1- 6		1- 4	
1- 2	0- 0			0- 0		HOME	0- 0	1- 2		1- 2	
0- 6	0- 0			0- 0		AWAY	0- 2	0- 4		0- 2	
0- 0	0- 0			0- 0		NEUTRAL	0- 0	0- 0		0- 0	
1- 18	0- 0			0- 0		CONFERENCE	0- 2	1- 16		1- 5	
1- 8	0- 0			0- 0		HOME	0- 1	1- 7		1- 2	
0- 9	0- 0			0- 0		AWAY	0- 1	0- 8		0- 3	
0- 1	0- 0			0- 0		NEUTRAL	0- 0	0- 1		0- 0	

RPI 1-25				RPI 26-50				RPI 51-100				RPI 101+				Team's RPI: 338	
RPI	S	Opponent	Score	RPI	S	Opponent	Score	RPI	S	Opponent	Score	RPI	S	Opponent	Score		
								58	A	Oklahoma St.	58	112	106	A	Rice	47	63
								95	A	Little Rock	37	57	123	A	Louisiana Tech	49	71
								95	H	Little Rock	47	71	137	A	Texas St.	52	86
								100	A	Auburn	41	67	137	H	Texas St.	45	81
													167	A	UT Arlington	61	70
													167	H	UT Arlington	53	80
													168	A	South Ala.	55	72
													168	H	South Ala.	60	67
													168	N	South Ala.	54	80
													169	A	Louisiana	55	63
													169	H	Louisiana	48	76
													179	A	Troy	62	94
													179	H	Troy	79	86
													219	A	Arkansas St.	62	76
													219	H	Arkansas St.	73	80
													220	H	Coastal Caro.	62	56
													222	H	New Orleans	51	89
													226	A	Grambling	52	61
													260	H	Appalachian St.	67	71
													277	A	McNeese	61	65
													306	A	Georgia St.	57	70
													310	H	Houston Baptist	77	73
													327	A	Ga. Southern	45	75
													336	H	Northwestern St.	48	70
LAST 12 Division I GAMES:																	
				168	N	South Ala.	54	80	167	H	UT Arlington	53	80				
				219	H	Arkansas St.	73	80	306	A	Georgia St.	57	70				
				95	H	Little Rock	47	71	327	A	Ga. Southern	45	75				
				179	A	Troy	62	94	169	H	Louisiana	48	76				
				168	A	South Ala.	55	72	168	H	South Ala.	60	67				
				137	H	Texas St.	45	81	179	H	Troy	79	86				

Non-Div I Games:	Mill saps	73	41	Centenary (LA)	90	53
------------------	-----------	----	----	----------------	----	----

La. -Monroe

■ Loss, ■ Non-Conf, S Site, H Home A Away N Neutral

## Lafayette

Through Games Of March 6, 2018

Average RPI Win:	255	WON-LOST	WINNING	LAST 10	STRENGTH OF	OPP. STRENGTH	TEAM	ADJ.	CONF.	ADJ CONF.
Average RPI Loss:	137	RECORD	PCT. RANK	GAMES	SCHEDULE	OF SCHEDULE	RPI	RPI	RPI	RPI
DIV. I ONLY	11- 19	244	3- 7	150	230	235	235	15	15	
DIV. I NON-CONF.	4- 6	214	0- 0	212	324	241	241	18	18	
-----										
TOTALS	RPI 1-25	RPI 26-50	W-L RECORDS	RPI 51-100	RPI 101-999	RPI 201+				
11- 19	0- 0	0- 2	OVERALL	0- 8	11- 9	11- 6				
7- 8	0- 0	0- 1	HOME	0- 3	7- 4	7- 3				
4- 11	0- 0	0- 1	AWAY	0- 5	4- 5	4- 3				
0- 0	0- 0	0- 0	NEUTRAL	0- 0	0- 0	0- 0				
4- 6	0- 0	0- 2	NON-CONFERENCE	0- 1	4- 3	4- 2				
3- 2	0- 0	0- 1	HOME	0- 0	3- 1	3- 1				
1- 4	0- 0	0- 1	AWAY	0- 1	1- 2	1- 1				
0- 0	0- 0	0- 0	NEUTRAL	0- 0	0- 0	0- 0				
7- 13	0- 0	0- 0	CONFERENCE	0- 7	7- 6	7- 4				
4- 6	0- 0	0- 0	HOME	0- 3	4- 3	4- 2				
3- 7	0- 0	0- 0	AWAY	0- 4	3- 3	3- 2				
0- 0	0- 0	0- 0	NEUTRAL	0- 0	0- 0	0- 0				

RPI 1-25				RPI 26-50				RPI 51-100				RPI 101+ Team's RPI: 235			
RPI	S	Opponent	Score	RPI	S	Opponent	Score	RPI	S	Opponent	Score	RPI	S	Opponent	Score
30	H	Princeton	45 53	55	A	American	35 55	132	A	Robert Morris	42 63				
44	A	Drexel	37 52	55	A	American	66 74	152	A	Army West Point	39 48				
				55	H	American	67 74	152	H	Army West Point	60 65				
				62	A	Penn	42 55	207	A	Lehigh	45 70				
				76	A	Navy	59 65	207	H	Lehigh	62 72				
				76	H	Navy	43 59	231	A	Boston U.	47 45				
				89	A	Bucknell	53 83	231	H	Boston U.	44 41				
				89	H	Bucknell	57 80	231	H	Boston U.	66 61				
								234	A	Loyola Maryland	73 64				
								234	H	Loyola Maryland	65 54				
								238	A	Holy Cross	69 65				
								238	H	Holy Cross	56 69				
								247	H	La Salle	47 74				
								250	H	Rider	60 45				
								264	A	Cornell	59 58				
								273	H	LIU Brooklyn	69 53				
								287	A	Colgate	55 60				
								287	H	Colgate	63 48				
								329	H	Wagner	70 52				
								347	A	Saint Peter's	61 64				
LAST 12 Division I GAMES:															
55	A	American	35 55	76	H	Navy	43 59								
231	H	Boston U.	66 61	234	A	Loyola Maryland	73 64								
287	A	Colgate	55 60	152	A	Army West Point	39 48								
207	H	Lehigh	62 72	89	H	Bucknell	57 80								
231	H	Boston U.	44 41	238	H	Holy Cross	56 69								
55	A	American	66 74	231	A	Boston U.	47 45								

Non-Div I Games:

Lafayette

■ Loss, 
 ■ Non-Conf, 
 ■ S Site, 
 ■ Home 
 ■ Away 
 N Neutral

Average RPI Win:	257	WON-LOST	WINNING	LAST 10	STRENGTH OF	OPP. STRENGTH	TEAM	ADJ.	CONF.	ADJ CONF.
Average RPI Loss:	111	RECORD	PCT. RANK	GAMES	SCHEDULE	OF SCHEDULE	RPI	RPI	RPI	RPI
DIV. I ONLY	18- 6	45	10- 0	271	254	90	90	26	26	
DIV. I NON-CONF.	1- 5	300	0- 0	41	15	196	196	26	26	
-----										
TOTALS	RPI 1-25	RPI 26-50	W-L RECORDS	RPI 51-100	RPI 101-999	RPI 201+				
18- 6	0- 1	0- 0	OVERALL	0- 2	18- 3	15- 0				
9- 0	0- 0	0- 0	HOME	0- 0	9- 0	8- 0				
8- 5	0- 1	0- 0	AWAY	0- 2	8- 2	7- 0				
1- 1	0- 0	0- 0	NEUTRAL	0- 0	1- 1	0- 0				
1- 5	0- 1	0- 0	NON-CONFERENCE	0- 2	1- 2	0- 0				
0- 0	0- 0	0- 0	HOME	0- 0	0- 0	0- 0				
0- 4	0- 1	0- 0	AWAY	0- 2	0- 1	0- 0				
1- 1	0- 0	0- 0	NEUTRAL	0- 0	1- 1	0- 0				
17- 1	0- 0	0- 0	CONFERENCE	0- 0	17- 1	15- 0				
9- 0	0- 0	0- 0	HOME	0- 0	9- 0	8- 0				
8- 1	0- 0	0- 0	AWAY	0- 0	8- 1	7- 0				
0- 0	0- 0	0- 0	NEUTRAL	0- 0	0- 0	0- 0				

RPI 1-25				RPI 26-50				RPI 51-100 Team's RPI: 90				RPI 101+			
RPI	S	Opponent	Score	RPI	S	Opponent	Score	RPI	S	Opponent	Score	RPI	S	Opponent	Score
4	A	Baylor	62 121					61	A	Purdue	64 79	114	A	SFA	75 58
								87	A	New Mexico	58 90	114	H	SFA	79 65
												127	A	Central Ark.	39 51
												147	N	Northern Ill.	90 80
												188	A	Pacific	75 80
												200	N	North Dakota	70 73
												222	H	New Orleans	100 77
												225	A	A&M-Corpus Christi	70 31
												225	H	A&M-Corpus Christi	65 59
												230	A	Nicholls St.	76 61
												253	H	Abilene Christian	77 71
												277	A	McNeese	81 72
												277	H	McNeese	83 58
												297	A	Southeastern La.	75 58
												310	A	Houston Baptist	79 51
												310	H	Houston Baptist	90 55
												313	A	Incarnate Word	71 47
												313	H	Incarnate Word	77 54
												335	A	Sam Houston St.	68 44
												335	H	Sam Houston St.	91 44
												336	H	Northwestern St.	71 44
LAST 12 Division I GAMES:															
277	A	McNeese	81 72	336	H	Northwestern St.	71 44								
114	A	SFA	75 58	114	H	SFA	79 65								
310	H	Houston Baptist	90 55	253	H	Abilene Christian	77 71								
225	H	A&M-Corpus Christi	65 59	277	H	McNeese	83 58								
313	A	Incarnate Word	71 47	230	A	Nicholls St.	76 61								
335	A	Sam Houston St.	68 44	335	H	Sam Houston St.	91 44								

Non-Div I Games: Howard Payne 101 37 Schreiner 116 37 Louisiana Col. 93 62 S' western Assemblies 92 49 Lamar University

Average RPI Win: 230

Average RPI Loss: 161

WON-LOST  
RECORDWINNING  
PCT. RANKLAST 10  
GAMESSTRENGTH OF  
SCHEDULEOPP. STRENGTH  
OF SCHEDULETEAM  
RPIADJ.  
RPICONF.  
RPIADJ CONF.  
RPI

DIV. I ONLY	14- 15	191	3- 7	229	208	207	207	15	15
DIV. I NON-CONF.	5- 5	170	0- 0	323	291	245	245	18	18
TOTALS	RPI 1-25	RPI 26-50	W-L RECORDS	RPI 51-100	RPI 101-999	RPI 201+			
14- 15	0- 0	0- 2	OVERALL	2- 4	12- 9	11- 7			
9- 5	0- 0	0- 0	HOME	2- 1	7- 4	6- 3			
5- 9	0- 0	0- 1	AWAY	0- 3	5- 5	5- 4			
0- 1	0- 0	0- 1	NEUTRAL	0- 0	0- 0	0- 0			
5- 5	0- 0	0- 2	NON-CONFERENCE	0- 0	5- 3	5- 3			
3- 1	0- 0	0- 0	HOME	0- 0	3- 1	3- 1			
2- 3	0- 0	0- 1	AWAY	0- 0	2- 2	2- 2			
0- 1	0- 0	0- 1	NEUTRAL	0- 0	0- 0	0- 0			
9- 10	0- 0	0- 0	CONFERENCE	2- 4	7- 6	6- 4			
6- 4	0- 0	0- 0	HOME	2- 1	4- 3	3- 2			
3- 6	0- 0	0- 0	AWAY	0- 3	3- 3	3- 2			
0- 0	0- 0	0- 0	NEUTRAL	0- 0	0- 0	0- 0			

RPI	S	Opponent	Score	RPI	S	Opponent	Score	RPI	S	Opponent	Score	RPI	S	Opponent	Score	Team's RPI: 207
29	N	Villanova	42 62	55	A	American	64 82	152	A	Army West Point	50 55					
41	A	Minnesota	73 107	55	H	American	44 60	152	H	Army West Point	60 62					
				76	A	Navy	50 53	152	H	Army West Point	59 55					
				76	H	Navy	66 63	231	A	Boston U.	65 56					
				89	A	Bucknell I	52 59	231	H	Boston U.	74 58					
				89	H	Bucknell I	66 62	234	A	Loyola Maryland	64 67					
								234	H	Loyola Maryland	64 55					
								235	A	Lafayette	72 62					
								235	H	Lafayette	70 45					
								238	A	Holy Cross	49 54					
								238	H	Holy Cross	62 65					
								247	H	La Salle	61 69					
								252	A	Sacred Heart	55 65					
								264	A	Cornell	62 57					
								273	A	LIU Brooklyn	69 72					
								275	H	Fairfield	56 53					
								283	A	Monmouth	75 57					
								287	A	Colgate	59 51					
								287	H	Colgate	48 54					
								291	H	Mt. St. Mary's	75 71					
								339	H	NJIT	64 50					
LAST 12 Division I GAMES:																
152	H	Army West Point	60 62	55	H	American	44 60									
238	H	Holy Cross	62 65	89	A	Bucknell I	52 59									
235	A	Lafayette	72 62	231	A	Boston U.	65 56									
234	H	Loyola Maryland	64 55	76	A	Navy	50 53									
152	A	Army West Point	50 55	234	A	Loyola Maryland	64 67									
287	H	Colgate	48 54	152	H	Army West Point	59 55									

Non-Div I Games: Mansfield 77 47

Lehigh

Average RPI Win:	262	WON-LOST	WINNING	LAST 10	STRENGTH OF	OPP. STRENGTH	TEAM	ADJ.	CONF.	ADJ CONF.
Average RPI Loss:	105	RECORD	PCT. RANK	GAMES	SCHEDULE	OF SCHEDULE	RPI	RPI	RPI	RPI
DIV. I ONLY	19- 9	74	9- 1	166	302	88	88	27	27	
DIV. I NON-CONF.	3- 7	254	0- 0	38	133	142	142	28	28	
-----										
TOTALS	RPI 1-25	RPI 26-50	W-L RECORDS	RPI 51-100	RPI 101-999	RPI 201+				
19- 9	0- 1	0- 2	OVERALL	0- 3	19- 3	15- 2				
10- 0	0- 0	0- 0	HOME	0- 0	10- 0	8- 0				
8- 7	0- 1	0- 1	AWAY	0- 2	8- 3	7- 2				
1- 2	0- 0	0- 1	NEUTRAL	0- 1	1- 0	0- 0				
3- 7	0- 1	0- 2	NON-CONFERENCE	0- 3	3- 1	2- 1				
1- 0	0- 0	0- 0	HOME	0- 0	1- 0	1- 0				
1- 5	0- 1	0- 1	AWAY	0- 2	1- 1	1- 1				
1- 2	0- 0	0- 1	NEUTRAL	0- 1	1- 0	0- 0				
16- 2	0- 0	0- 0	CONFERENCE	0- 0	16- 2	13- 1				
9- 0	0- 0	0- 0	HOME	0- 0	9- 0	7- 0				
7- 2	0- 0	0- 0	AWAY	0- 0	7- 2	6- 1				
0- 0	0- 0	0- 0	NEUTRAL	0- 0	0- 0	0- 0				

RPI 1-25				RPI 26-50				RPI 51-100 Team's RPI: 88				RPI 101+			
RPI	S	Opponent	Score	RPI	S	Opponent	Score	RPI	S	Opponent	Score	RPI	S	Opponent	Score
18	A	Duke	51 68	36	N	Northern Colo.	57 65	63	A	James Madi son	47 58	136	A	Radford	45 52
				39	A	Mi chi gan	50 74	71	A	Drake	68 96	136	H	Radford	61 56
								78	N	Houston	68 75	177	N	Denver	82 69
												194	A	High Point	65 42
												194	H	High Point	57 49
												224	A	UNC Asheville	41 48
												224	H	UNC Asheville	53 48
												229	A	Gardner-Webb	85 60
												229	H	Gardner-Webb	59 41
												245	A	Presbyteri an	76 64
												245	H	Presbyteri an	63 55
												255	A	Campbel l	46 33
												255	H	Campbel l	60 42
												276	A	Massachusetts	61 64
												282	A	Ol d Domi ni on	63 55
												298	H	Val parai so	61 40
												324	A	Charleston So.	95 57
												324	H	Charleston So.	63 53
												343	A	Longwood	63 51
												343	H	Longwood	73 36
												344	A	Winthrop	73 53
												344	H	Winthrop	63 37
LAST 12 Division I GAMES:															
194	H	High Point	57 49	255	A	Campbel l	46 33								
343	H	Longwood	73 36	229	H	Gardner-Webb	59 41								
324	A	Charleston So.	95 57	245	H	Presbyteri an	63 55								
344	A	Winthrop	73 53	194	A	High Point	65 42								
224	H	UNC Asheville	53 48	136	H	Radford	61 56								
136	A	Radford	45 52	343	A	Longwood	63 51								

Non-Div I Games: Limestone 68 38 Shippensburg 105 43

Liberty



Average RPI Win: 300	WON-LOST RECORD	WINNING PCT. RANK	LAST 10 GAMES	STRENGTH OF SCHEDULE	OPP. STRENGTH OF SCHEDULE	TEAM RPI	ADJ. RPI	CONF. RPI	ADJ CONF. RPI
Average RPI Loss: 151									
DIV. I ONLY	12- 18	229	6- 4	289	255	261	261	23	23
DIV. I NON-CONF.	4- 11	279	0- 0	271	269	282	282	22	22
-----									
TOTALS	RPI 1-25	RPI 26-50	W-L RECORDS	RPI 51-100	RPI 101-999	RPI 201+			
12- 18	0- 0	0- 1	OVERALL	0- 6	12- 11	12- 4			
7- 7	0- 0	0- 0	HOME	0- 4	7- 3	7- 1			
5- 11	0- 0	0- 1	AWAY	0- 2	5- 8	5- 3			
0- 0	0- 0	0- 0	NEUTRAL	0- 0	0- 0	0- 0			
4- 11	0- 0	0- 1	NON-CONFERENCE	0- 2	4- 8	4- 3			
2- 4	0- 0	0- 0	HOME	0- 2	2- 2	2- 1			
2- 7	0- 0	0- 1	AWAY	0- 0	2- 6	2- 2			
0- 0	0- 0	0- 0	NEUTRAL	0- 0	0- 0	0- 0			
8- 7	0- 0	0- 0	CONFERENCE	0- 4	8- 3	8- 1			
5- 3	0- 0	0- 0	HOME	0- 2	5- 1	5- 0			
3- 4	0- 0	0- 0	AWAY	0- 2	3- 2	3- 1			
0- 0	0- 0	0- 0	NEUTRAL	0- 0	0- 0	0- 0			

RPI S Opponent	Score	RPI S Opponent	Score	RPI S Opponent	Score	RPI S Opponent	Score
		38 A Ball St.	46 84	51 A FGCU	52 88	102 A Middle Tenn.	48 72
				51 H FGCU	54 68	119 A Saint Louis	57 101
				57 H Belmont	59 91	128 A Butler	58 70
				94 H Alabama	51 73	150 A Vanderbilt	82 92
				98 A Jacksonville	48 70	191 H Morehead St.	55 75
				98 H Jacksonville	63 70	199 A Stetson	71 91
						199 H Stetson	55 59
						241 A North Florida	73 69
						241 H North Florida	78 57
						248 H Austin Peay	63 71
						262 A Col. of Charleston	69 85
						294 H Murray St.	65 64
						300 A Kennesaw St.	64 62
						300 H Kennesaw St.	69 52
						302 A USC Upstate	64 80
						302 H USC Upstate	97 78
						302 H USC Upstate	95 53
						311 H Alabama A&M	66 50
						312 A Tennessee Tech	61 57
						324 A Charleston So.	58 54
						330 A Tennessee St.	64 71
						339 A NJIT	74 58
						339 H NJIT	66 58
LAST 12 Division I GAMES:							
302 H USC Upstate	95 53	302 A USC Upstate	64 80				
300 H Kennesaw St.	69 52	339 H NJIT	66 58				
199 A Stetson	71 91	302 H USC Upstate	97 78				
51 A FGCU	52 88	339 A NJIT	74 58				
98 H Jacksonville	63 70	51 H FGCU	54 68				
241 H North Florida	78 57	199 H Stetson	55 59				

Non-Div I Games:

Lipscomb

Average RPI Win:	224	WON-LOST	WINNING	LAST 10	STRENGTH OF	OPP. STRENGTH	TEAM	ADJ.	CONF.	ADJ CONF.
Average RPI Loss:	96	RECORD	PCT. RANK	GAMES	SCHEDULE	OF SCHEDULE	RPI	RPI	RPI	RPI
DIV. I ONLY	20- 9	66	9- 1	199	136	95	95	22	22	
DIV. I NON-CONF.	3- 8	268	0- 0	31	6	190	190	23	23	
-----										
TOTALS	RPI 1-25	RPI 26-50	W-L RECORDS	RPI 51-100	RPI 101-999	RPI 201+				
20- 9	0- 2	1- 1	OVERALL	1- 1	18- 5	12- 0				
12- 3	0- 0	1- 1	HOME	1- 0	10- 2	6- 0				
8- 6	0- 2	0- 0	AWAY	0- 1	8- 3	6- 0				
0- 0	0- 0	0- 0	NEUTRAL	0- 0	0- 0	0- 0				
3- 8	0- 2	1- 1	NON-CONFERENCE	1- 1	1- 4	0- 0				
3- 3	0- 0	1- 1	HOME	1- 0	1- 2	0- 0				
0- 5	0- 2	0- 0	AWAY	0- 1	0- 2	0- 0				
0- 0	0- 0	0- 0	NEUTRAL	0- 0	0- 0	0- 0				
17- 1	0- 0	0- 0	CONFERENCE	0- 0	17- 1	12- 0				
9- 0	0- 0	0- 0	HOME	0- 0	9- 0	6- 0				
8- 1	0- 0	0- 0	AWAY	0- 0	8- 1	6- 0				
0- 0	0- 0	0- 0	NEUTRAL	0- 0	0- 0	0- 0				

RPI 1-25				RPI 26-50				RPI 51-100				Team's RPI: 95				RPI 101+			
RPI	S	Opponent	Score	RPI	S	Opponent	Score	RPI	S	Opponent	Score	RPI	S	Opponent	Score	RPI	S	Opponent	Score
5	A	Mississippi St.	48 86	28	H	LSU	37 56	91	A	Kansas St.	51 66	106	A	Rice	51 58				
15	A	Texas A&M	49 66	34	H	Oklahoma	68 56	96	H	Missouri St.	63 51	119	A	Saint Louis	45 48				
																123	H	Louisiana Tech	49 58
																137	H	Texas St.	63 48
																167	H	UT Arlington	59 57
																168	A	South Ala.	47 35
																169	A	Louisiana	72 63
																169	H	Louisiana	78 43
																179	A	Troy	70 76
																192	H	Memphis	86 57
																196	H	Tulsa	61 74
																219	A	Arkansas St.	64 58
																219	H	Arkansas St.	53 43
																220	A	Coastal Caro.	51 49
																220	H	Coastal Caro.	53 44
																260	A	Appalachian St.	52 40
																260	H	Appalachian St.	61 35
																306	A	Georgia St.	65 50
																306	H	Georgia St.	54 47
																327	A	Ga. Southern	64 34
																327	H	Ga. Southern	92 52
																338	A	La.-Monroe	71 47
																338	H	La.-Monroe	57 37
LAST 12 Division I GAMES:																			
169	A	Louisiana	72 63	168	A	South Ala.	47 35												
338	A	La.-Monroe	71 47	306	H	Georgia St.	54 47												
260	H	Appalachian St.	61 35	327	H	Ga. Southern	92 52												
220	H	Coastal Caro.	53 44	220	A	Coastal Caro.	51 49												
219	A	Arkansas St.	64 58	260	A	Appalachian St.	52 40												
179	A	Troy	70 76	219	H	Arkansas St.	53 43												

Non-Div I Games:

Little Rock

Average RPI Win:	245	WON-LOST	WINNING	LAST 10	STRENGTH OF	OPP. STRENGTH	TEAM	ADJ.	CONF.	ADJ CONF.
Average RPI Loss:	189	RECORD	PCT. RANK	GAMES	SCHEDULE	OF SCHEDULE	RPI	RPI	RPI	RPI
DIV. I ONLY	8- 23	296	6- 4	261	229	301	301	21	21	
DIV. I NON-CONF.	2- 12	306	0- 0	267	259	320	320	20	20	
-----										
TOTALS	RPI 1-25	RPI 26-50	W-L RECORDS	RPI 51-100	RPI 101-999	RPI 201+				
8- 23	0- 1	0- 1	OVERALL	0- 2	8- 19	7- 11				
4- 10	0- 1	0- 0	HOME	0- 1	4- 8	4- 4				
4- 10	0- 0	0- 0	AWAY	0- 0	4- 0	3- 0				
0- 3	0- 0	0- 0	NEUTRAL	0- 0	0- 3	0- 2				
2- 12	0- 1	0- 1	NON-CONFERENCE	0- 0	2- 10	2- 7				
0- 6	0- 1	0- 0	HOME	0- 0	0- 5	0- 4				
2- 4	0- 0	0- 1	AWAY	0- 0	2- 3	2- 2				
0- 2	0- 0	0- 0	NEUTRAL	0- 0	0- 2	0- 1				
6- 11	0- 0	0- 0	CONFERENCE	0- 2	6- 9	5- 4				
4- 4	0- 0	0- 0	HOME	0- 1	4- 3	4- 0				
2- 6	0- 0	0- 0	AWAY	0- 1	2- 5	1- 3				
0- 1	0- 0	0- 0	NEUTRAL	0- 0	0- 1	0- 1				

RPI 1-25				RPI 26-50				RPI 51-100				RPI 101+				Team's RPI: 301
RPI	S	Opponent	Score	RPI	S	Opponent	Score	RPI	S	Opponent	Score	RPI	S	Opponent	Score	
9	H	Tennessee	61 90	49	A	Southern Cal i forn i a	60 75	65	A	UC Davi s	49 79	139	A	Cal Poly	61 70	
								65	H	UC Davi s	71 83	139	H	Cal Poly	64 75	
												144	H	Loyol a Marymount	69 84	
												166	A	San Diego	40 74	
												172	N	Oral Roberts	58 64	
												186	A	UC Irvi ne	80 73	
												186	H	UC Irvi ne	81 100	
												198	A	UC Santa Barbara	44 51	
												198	H	UC Santa Barbara	74 90	
												204	H	Montana St.	51 62	
												209	H	New Mexico St.	63 72	
												211	A	CSUN	59 51	
												211	H	CSUN	67 54	
												237	A	Montana	60 67	
												239	H	Pepperdi ne	71 83	
												242	H	Ill i noi s St.	51 59	
												246	A	UC Ri versi de	53 77	
												246	H	UC Ri versi de	70 58	
												246	N	UC Ri versi de	66 79	
												249	A	Grand Canyon	65 63	
												256	A	Hawai i	66 74	
												256	H	Hawai i	85 80	
												278	A	Ari zona	80 72	
												281	N	VCU	59 69	
												319	A	Cal St. Fullerton	61 67	
												319	H	Cal St. Fullerton	67 47	
												339	A	NJIT	57 73	
-----																
LAST 12 Divisi on I GAMES:																
				246	N	UC Ri versi de	66 79	65	A	UC Davi s	49 79					
				211	H	CSUN	67 54	139	A	Cal Poly	61 70					
				246	H	UC Ri versi de	70 58	211	A	CSUN	59 51					
				256	H	Hawai i	85 80	186	H	UC Irvi ne	81 100					
				186	A	UC Irvi ne	80 73	65	H	UC Davi s	71 83					
				319	H	Cal St. Fullerton	67 47	139	H	Cal Poly	64 75					

Non-Div I Games:

Long Beach St.

■ Loss, 
 ■ Non-Conf, 
 ■ S Site, 
 ■ Home 
 ■ Away 
 N Neutral

Average RPI Win:	277	WON-LOST	WINNING	LAST 10	STRENGTH OF	OPP. STRENGTH	TEAM	ADJ.	CONF.	ADJ CONF.
Average RPI Loss:	235	RECORD	PCT. RANK	GAMES	SCHEDULE	OF SCHEDULE	RPI	RPI	RPI	RPI
DIV. I ONLY	6- 22	312	4- 6	332	345	343	343	27	27	
DIV. I NON-CONF.	1- 9	318	0- 0	342	348	349	349	28	28	
-----										
TOTALS	RPI 1-25	RPI 26-50	W-L RECORDS	RPI 51-100	RPI 101-999	RPI 201+				
6- 22	0- 0	0- 0	OVERALL	0- 2	6- 20	6- 15				
5- 8	0- 0	0- 0	HOME	0- 1	5- 7	5- 5				
1- 14	0- 0	0- 0	AWAY	0- 0	1- 1	1- 0				
0- 0	0- 0	0- 0	NEUTRAL	0- 0	0- 0	0- 0				
1- 9	0- 0	0- 0	NON-CONFERENCE	0- 0	1- 9	1- 8				
1- 3	0- 0	0- 0	HOME	0- 0	1- 3	1- 3				
0- 6	0- 0	0- 0	AWAY	0- 0	0- 6	0- 5				
0- 0	0- 0	0- 0	NEUTRAL	0- 0	0- 0	0- 0				
5- 13	0- 0	0- 0	CONFERENCE	0- 2	5- 11	5- 7				
4- 5	0- 0	0- 0	HOME	0- 1	4- 4	4- 2				
1- 8	0- 0	0- 0	AWAY	0- 1	1- 7	1- 5				
0- 0	0- 0	0- 0	NEUTRAL	0- 0	0- 0	0- 0				

RPI 1-25				RPI 26-50				RPI 51-100				RPI 101+				Team's RPI: 343
RPI	S	Opponent	Score	RPI	S	Opponent	Score	RPI	S	Opponent	Score	RPI	S	Opponent	Score	
								88	A	Liberty	36 73	109	A	George Mason	41 60	
								88	H	Liberty	51 63	136	A	Radford	39 81	
												136	H	Radford	33 52	
												194	A	High Point	41 62	
												194	H	High Point	39 75	
												202	A	Eastern Mich.	44 73	
												213	H	Norfolk St.	45 64	
												224	A	UNC Asheville	52 82	
												224	H	UNC Asheville	67 54	
												229	A	Gardner-Webb	41 52	
												229	H	Gardner-Webb	54 61	
												245	A	Presbyterian	75 60	
												245	H	Presbyterian	66 56	
												255	A	Campbell	48 58	
												255	H	Campbell	57 50	
												286	H	Fairleigh Dickinson	52 72	
												298	H	Valparaiso	68 81	
												309	A	Marshall	45 90	
												320	A	N.C. Central	75 87	
												324	A	Charleston So.	57 73	
												324	H	Charleston So.	61 78	
												329	A	Wagner	43 60	
												333	A	Delaware St.	56 60	
												344	A	Winthrop	60 69	
												344	H	Winthrop	90 60	
												348	H	UMass Lowell	84 82	
LAST 12 Division I GAMES:																
344	H	Winthrop	90 60	245	A	Presbyterian	75 60									
88	A	Liberty	36 73	194	H	High Point	39 75									
224	H	UNC Asheville	67 54	324	H	Charleston So.	61 78									
136	A	Radford	39 81	344	A	Winthrop	60 69									
255	H	Campbell	57 50	255	A	Campbell	48 58									
229	A	Gardner-Webb	41 52	88	H	Liberty	51 63									

Non-Div I Games: Milligan 66 56

Longwood

Average RPI		Win: 261	Loss: 110	WON-LOST RECORD	WINNING PCT. RANK	LAST 10 GAMES	STRENGTH OF SCHEDULE	OPP. STRENGTH OF SCHEDULE	TEAM RPI	ADJ. RPI	CONF. RPI	ADJ. CONF. RPI
DIV. I ONLY				16- 14	157	6- 4	180	227	169	169	22	22
DIV. I NON-CONF.				5- 6	187	0- 0	106	85	149	149	23	23
TOTALS		RPI 1-25			RPI 26-50		W-L RECORDS		RPI 51-100		RPI 101-999	RPI 201+
16- 14	0- 2			0- 1	OVERALL		0- 4		16- 7		14- 0	
7- 6	0- 0			0- 0	HOME		0- 2		7- 4		7- 0	
7- 6	0- 1			0- 0	AWAY		0- 1		7- 1		5- 0	
2- 2	0- 1			0- 0	NEUTRAL		0- 0		2- 1		2- 0	
5- 6	0- 2			0- 1	NON-CONFERENCE		0- 2		5- 1		5- 0	
3- 1	0- 0			0- 0	HOME		0- 1		3- 0		3- 0	
1- 3	0- 1			0- 1	AWAY		0- 1		1- 0		1- 0	
1- 2	0- 1			0- 0	NEUTRAL		0- 0		1- 1		1- 0	
11- 8	0- 0			0- 0	CONFERENCE		0- 2		11- 6		9- 0	
4- 5	0- 0			0- 0	HOME		0- 1		4- 4		4- 0	
6- 3	0- 0			0- 0	AWAY		0- 1		6- 2		4- 0	
1- 0	0- 0			0- 0	NEUTRAL		0- 0		1- 0		1- 0	

RPI 1-25					RPI 26-50					RPI 51-100					RPI 101+					Team's RPI: 169	
RPI	S	Opponent	Score		RPI	S	Opponent	Score		RPI	S	Opponent	Score		RPI	S	Opponent	Score			
5	N	Mississippi St.	37	94	28	A	LSU	45	60	83	A	Tol edo	55	79	120	N	Cleveland St.	45	54		
15	A	Texas A&M	62	83						95	A	Little Rock	43	78	137	A	Texas St.	65	58		
										95	H	Little Rock	63	72	137	H	Texas St.	53	56		
										100	H	Auburn	60	70	167	A	UT Arlington	61	63		
															167	H	UT Arlington	34	38		
															168	A	South Ala.	59	56		
															168	H	South Ala.	57	72		
															179	A	Troy	53	72		
															179	H	Troy	55	62		
															219	A	Arkansas St.	77	75		
															219	H	Arkansas St.	60	53		
															220	H	Coastal Caro.	59	55		
															222	H	New Orleans	66	57		
															233	N	Niagara	68	52		
															260	H	Appalachian St.	61	45		
															277	H	McNeese	98	86		
															290	H	Alcorn	67	47		
															297	A	Southeastern La.	68	56		
															306	A	Georgia St.	75	60		
															327	A	Ga. Southern	58	48		
															327	N	Ga. Southern	88	81		
															338	A	La. -Monroe	76	48		
															338	H	La. -Monroe	63	55		
LAST 12 Division I GAMES:																					
					327	N	Ga. Southern	88	81	137	H	Texas St.	53	56							
					95	H	Little Rock	63	72	327	A	Ga. Southern	58	48							
					219	H	Arkansas St.	60	53	306	A	Georgia St.	75	60							
					168	A	South Ala.	59	56	338	A	La. -Monroe	76	48							
					179	A	Troy	53	72	179	H	Troy	55	62							
					167	H	UT Arlington	34	38	168	H	South Ala.	57	72							

Non-Div l Games:                  Di l l ard

53 60

Louisiana

■ Loss, ■ Non-Conf, S Site, H Home A Away N Neutral

Average RPI Win: 204	WON-LOST RECORD	WINNING PCT. RANK	LAST 10 GAMES	STRENGTH OF SCHEDULE	OPP. STRENGTH OF SCHEDULE	TEAM RPI	ADJ. RPI	CONF. RPI	ADJ CONF. RPI
Average RPI Loss: 153									
DIV. I ONLY	18- 10	93	7- 3	172	196	123	123	18	18
DIV. I NON-CONF.	8- 4	87	0- 0	285	155	165	165	19	19
-----									
TOTALS	RPI 1-25	RPI 26-50	W-L RECORDS	RPI 51-100	RPI 101-999	RPI 201+			
18- 10	0- 1	0- 0	OVERALL	3- 3	15- 6	10- 4			
11- 4	0- 0	0- 0	HOME	0- 2	11- 2	9- 0			
6- 5	0- 1	0- 0	AWAY	2- 1	4- 3	1- 3			
1- 1	0- 0	0- 0	NEUTRAL	1- 0	0- 1	0- 1			
8- 4	0- 1	0- 0	NON-CONFERENCE	2- 1	6- 2	5- 1			
6- 1	0- 0	0- 0	HOME	0- 0	6- 1	5- 0			
1- 2	0- 1	0- 0	AWAY	1- 1	0- 0	0- 0			
1- 1	0- 0	0- 0	NEUTRAL	1- 0	0- 1	0- 1			
10- 6	0- 0	0- 0	CONFERENCE	1- 2	9- 4	5- 3			
5- 3	0- 0	0- 0	HOME	0- 2	5- 1	4- 0			
5- 3	0- 0	0- 0	AWAY	1- 0	4- 3	1- 3			
0- 0	0- 0	0- 0	NEUTRAL	0- 0	0- 0	0- 0			

RPI 1-25				RPI 26-50				RPI 51-100				RPI 101+ Team's RPI: 123			
RPI	S	Opponent	Score	RPI	S	Opponent	Score	RPI	S	Opponent	Score	RPI	S	Opponent	Score
12	A	Texas	54 88					56	H	Western Ky.	64 74	102	A	Middle Tenn.	66 49
								79	A	UAB	70 60	106	A	Rice	70 62
								79	H	UAB	61 66	106	H	Rice	75 55
								93	N	Penn St.	71 59	154	H	Charlotte	51 64
								95	A	Little Rock	58 49	164	H	Clemson	47 55
								100	A	Auburn	59 75	176	A	UTEP	65 62
												192	H	Memphis	65 40
												205	A	Southern Miss.	50 65
												205	H	Southern Miss.	89 57
												223	A	Fla. Atlantic	72 86
												226	H	Grambling	64 53
												227	H	North Texas	61 53
												233	N	Niagara	67 73
												266	H	UTSA	63 55
												277	H	McNeese	78 62
												282	H	Old Dominion	59 45
												290	H	Alcorn	87 50
												299	A	FIU	54 57
												309	A	Marshall	74 65
												310	H	Houston Baptist	85 62
												338	H	La.-Monroe	71 49
-----															
LAST 12 Division I GAMES:															
106	A	Rice	70 62	79	H	UAB	61 66	102	A	Middle Tenn.	66 49	56	H	Western Ky.	64 74
79	A	UAB	70 60	102	A	Middle Tenn.	66 49	282	H	Old Dominion	59 45	223	A	Fla. Atlantic	72 86
205	H	Southern Miss.	89 57	56	H	Western Ky.	64 74	299	A	FIU	54 57				
154	H	Charlotte	51 64	282	H	Old Dominion	59 45								
176	A	UTEP	65 62	223	A	Fla. Atlantic	72 86								
106	H	Rice	75 55	299	A	FIU	54 57								

Non-Div I Games: LSU-Alexandria 87 47

Louisiana Tech

Average RPI	Win:	100	WON-LOST	WINNING	LAST 10	STRENGTH OF	OPP. STRENGTH	TEAM	ADJ.	CONF.	ADJ CONF.
Average RPI	Loss:	5	RECORD	PCT. RANK	GAMES	SCHEDULE	OF SCHEDULE	RPI	RPI	RPI	RPI
DIV. I ONLY			32- 2	4	9- 1	14	2	3	3	1	1
DIV. I NON-CONF.			14- 1	5	0- 1	58	9	6	6	1	1
-----											
TOTALS	RPI 1-25		RPI 26-50		W-L RECORDS	RPI 51-100		RPI 101-999		RPI 201+	
32- 2	7- 2		6- 0		OVERALL	6- 0		13- 0		5- 0	
16- 1	3- 1		2- 0		HOME	2- 0		9- 0		3- 0	
13- 1	2- 1		4- 0		AWAY	3- 0		4- 0		2- 0	
3- 0	2- 0		0- 0		NEUTRAL	1- 0		0- 0		0- 0	
14- 1	2- 1		2- 0		NON-CONFERENCE	3- 0		7- 0		4- 0	
9- 0	1- 0		1- 0		HOME	1- 0		6- 0		3- 0	
5- 1	1- 1		1- 0		AWAY	2- 0		1- 0		1- 0	
0- 0	0- 0		0- 0		NEUTRAL	0- 0		0- 0		0- 0	
18- 1	5- 1		4- 0		CONFERENCE	3- 0		6- 0		1- 0	
7- 1	2- 1		1- 0		HOME	1- 0		3- 0		0- 0	
8- 0	1- 0		3- 0		AWAY	1- 0		3- 0		1- 0	
3- 0	2- 0		0- 0		NEUTRAL	1- 0		0- 0		0- 0	

RPI	S	Opponent	Score	RPI	S	Opponent	Score	RPI	S	Opponent	Score	RPI	S	Opponent	Score
1	A	UConn	58 69	27	A	South Dakota St.	68 64	53	A	Indiana	72 59	102	H	Middle Tenn.	80 26
2	H	Notre Dame	100 67	31	A	Virginia	77 41	67	H	Virginia Tech	67 56	105	H	Wake Forest	89 52
2	N	Notre Dame	74 72	31	H	Virginia	51 39	67	N	Virginia Tech	73 70	115	A	North Carolina	67 57
6	A	Ohio St.	95 90	35	A	Syracuse	84 77	68	A	Georgia Tech	74 71	150	H	Vanderbilt	79 57
7	H	Oregon	74 61	39	H	Michigan	74 49	83	H	Tolledo	90 55	159	H	UT Martin	91 56
8	H	Florida St.	49 50	50	A	Miami (FL)	84 74	86	A	Kentucky	87 63	164	H	Clemson	65 46
16	A	NC State	55 47									182	A	Pittsburgh	77 51
16	N	NC State	64 59									182	H	Pittsburgh	81 49
18	H	Duke	66 60									208	A	Boston College	87 52
												232	H	Southeast Mo. St.	80 40
												288	A	Air Force	62 50
												294	H	Murray St.	115 51
												330	H	Tennessee St.	95 56
-----															
LAST 12 Division I GAMES:															
		2 N Notre Dame	74 72			208 A Boston College	87 52								
		16 N NC State	64 59			1 A UConn	58 69								
		67 N Virginia Tech	73 70			164 H Clemson	65 46								
		182 H Pittsburgh	81 49			35 A Syracuse	84 77								
		31 H Virginia	51 39			31 A Virginia	77 41								
		115 A North Carolina	67 57			105 H Wake Forest	89 52								

Non-Div I Games:

Louisville

Average RPI	Win: 294	WON-LOST	WINNING	LAST 10	STRENGTH OF	OPP. STRENGTH	TEAM	ADJ.	CONF.	ADJ CONF.
Average RPI	Loss: 157	RECORD	PCT. RANK	GAMES	SCHEDULE	OF SCHEDULE	RPI	RPI	RPI	RPI
DIV. I ONLY	7- 22	299	4- 6	262	214	304	304	24	24	
DIV. I NON-CONF.	2- 9	295	0- 0	215	94	278	278	21	21	
-----										
TOTALS	RPI 1-25	RPI 26-50	W-L RECORDS	RPI 51-100	RPI 101-999	RPI 201+				
7- 22	0- 3	0- 0	OVERALL	0- 4	7- 15	6- 7				
4- 9	0- 1	0- 0	HOME	0- 2	4- 6	3- 3				
3- 13	0- 2	0- 0	AWAY	0- 2	3- 9	3- 4				
0- 0	0- 0	0- 0	NEUTRAL	0- 0	0- 0	0- 0				
2- 9	0- 3	0- 0	NON-CONFERENCE	0- 0	2- 6	2- 1				
1- 3	0- 1	0- 0	HOME	0- 0	1- 2	1- 0				
1- 6	0- 2	0- 0	AWAY	0- 0	1- 4	1- 1				
0- 0	0- 0	0- 0	NEUTRAL	0- 0	0- 0	0- 0				
5- 13	0- 0	0- 0	CONFERENCE	0- 4	5- 9	4- 6				
3- 6	0- 0	0- 0	HOME	0- 2	3- 4	2- 3				
2- 7	0- 0	0- 0	AWAY	0- 2	2- 5	2- 3				
0- 0	0- 0	0- 0	NEUTRAL	0- 0	0- 0	0- 0				

RPI 1-25				RPI 26-50				RPI 51-100				RPI 101+				Team's RPI: 304
RPI	S	Opponent	Score	RPI	S	Opponent	Score	RPI	S	Opponent	Score	RPI	S	Opponent	Score	
20	A	DePaul	47 88					71	A	Drake	46 72	111	H	Western Mi ch.	47 65	
23	H	Green Bay	39 76					71	H	Drake	53 97	128	A	Butl er	52 64	
25	A	Marquette	30 92					96	A	Missouri St.	36 75	131	A	Mi lwaukee	41 63	
								96	H	Missouri St.	58 69	135	A	UNI	41 70	
												135	H	UNI	39 64	
												141	H	Youngstown St.	49 73	
												147	A	Northern Ill.	71 80	
												171	A	Southern Ill.	46 62	
												171	H	Southern Ill.	62 53	
												242	A	Illinoi s St.	49 57	
												242	H	Illinoi s St.	62 59	
												259	A	Indi ana St.	67 74	
												259	H	Indi ana St.	65 73	
												267	A	Bradl ey	71 61	
												267	H	Bradl ey	57 59	
												298	A	Val parai so	60 76	
												298	H	Val parai so	53 63	
												325	A	Fort Wayne	70 79	
												332	H	Ill. -Chi cago	57 55	
												346	A	Chi cago St.	46 28	
												349	A	Evansvi lle	60 47	
												349	H	Evansvi lle	82 63	
-----																
LAST 12 Division I GAMES:																
135	H	UNI	39 64	298	H	Val parai so	53 63									
71	H	Drake	53 97	267	A	Bradl ey	71 61									
259	A	Indi ana St.	67 74	242	A	Illinoi s St.	49 57									
349	A	Evansvi lle	60 47	349	H	Evansvi lle	82 63									
171	H	Southern Ill.	62 53	259	H	Indi ana St.	65 73									
96	H	Missouri St.	58 69	96	A	Missouri St.	36 75									

Non-Di v I Games:

Loyol a Chi cago



Average RPI Win: 205  
Average RPI Loss: 152

Average RPI Win: 205		WON-LOST RECORD	WINNING PCT. RANK	LAST 10 GAMES	STRENGTH OF SCHEDULE	OPP. STRENGTH OF SCHEDULE	TEAM RPI	ADJ. RPI	CONF. RPI	ADJ. CONF. RPI
Average RPI Loss: 152										
DIV. I ONLY		9- 21	275	3- 7	99	215	234	234	15	15
DIV. I NON-CONF.		2- 9	295	0- 0	132	237	267	267	18	18
TOTALS		RPI 1-25	RPI 26-50	W-L RECORDS	RPI 51-100	RPI 101-999	RPI 201+			
9- 21	0- 2		0- 0	OVERALL	2- 6	7- 13	7- 8			
6- 7	0- 0		0- 0	HOME	1- 3	5- 4	5- 2			
3- 14	0- 2		0- 0	AWAY	1- 3	2- 9	2- 6			
0- 0	0- 0		0- 0	NEUTRAL	0- 0	0- 0	0- 0			
2- 9	0- 2		0- 0	NON-CONFERENCE	0- 1	2- 6	2- 3			
1- 3	0- 0		0- 0	HOME	0- 1	1- 2	1- 1			
1- 6	0- 2		0- 0	AWAY	0- 0	1- 4	1- 2			
0- 0	0- 0		0- 0	NEUTRAL	0- 0	0- 0	0- 0			
7- 12	0- 0		0- 0	CONFERENCE	2- 5	5- 7	5- 5			
5- 4	0- 0		0- 0	HOME	1- 2	4- 2	4- 1			
2- 8	0- 0		0- 0	AWAY	1- 3	1- 5	1- 4			
0- 0	0- 0		0- 0	NEUTRAL	0- 0	0- 0	0- 0			

RPI 1-25				RPI 26-50				RPI 51-100				RPI 101+ Team's RPI: 234			
RPI	S	Opponent	Score	RPI	S	Opponent	Score	RPI	S	Opponent	Score	RPI	S	Opponent	Score
17	A	Maryland	45 114					55	A	American	56 69	109	H	George Mason	72 80
25	A	Marquette	63 83					55	H	American	58 71	116	A	Delaware	38 71
								76	A	Navy	55 63	152	A	Army West Point	47 62
								76	A	Navy	44 73	152	H	Army West Point	62 69
								76	H	Navy	58 40	157	A	William & Mary	49 70
								89	A	Bucknell I	68 65	207	A	Lehigh	55 64
								89	H	Bucknell I	69 74	207	H	Lehigh	67 64
								97	H	Georgetown	54 72	213	A	Norfolk St.	61 58
												231	A	Boston U.	56 75
												231	H	Boston U.	65 52
												235	A	Lafayette	54 65
												235	H	Lafayette	64 73
												238	A	Holy Cross	65 58
												238	H	Holy Cross	77 60
												264	H	Cornell I	78 63
												265	A	St. Francis Brooklyn	47 64
												272	H	Towson	67 76
												287	A	Colgate	60 71
												287	H	Colgate	70 55
												291	A	Mt. St. Mary's	63 71
LAST 12 Division I GAMES:															
76	A	Navy	55 63	235	H	Lafayette	64 73								
231	H	Boston U.	65 52	55	A	American	56 69								
76	H	Navy	58 40	238	A	Holy Cross	65 58								
207	A	Lehigh	55 64	152	A	Army West Point	47 62								
287	A	Colgate	60 71	207	H	Lehigh	67 64								
89	H	Bucknell I	69 74	287	H	Colgate	70 55								

Loyola Maryl and

Average RPI Win:	206	WON-LOST	WINNING	LAST 10	STRENGTH OF	OPP. STRENGTH	TEAM	ADJ.	CONF.	ADJ CONF.
Average RPI Loss:	137	RECORD	PCT. RANK	GAMES	SCHEDULE	OF SCHEDULE	RPI	RPI	RPI	RPI

DIV. I ONLY	18- 11	101	6- 4	236	115	144	144	14	14
DIV. I NON-CONF.	7- 3	74	0- 0	290	122	154	154	11	11
-----									
TOTALS	RPI 1-25	RPI 26-50	W-L RECORDS	RPI 51-100	RPI 101-999	RPI 201+			
18- 11	0- 0	0- 3	OVERALL	3- 0	15- 8	9- 3			
10- 5	0- 0	0- 2	HOME	2- 0	8- 3	5- 1			
8- 5	0- 0	0- 1	AWAY	1- 0	7- 4	4- 2			
0- 1	0- 0	0- 0	NEUTRAL	0- 0	0- 1	0- 0			
7- 3	0- 0	0- 1	NON-CONFERENCE	1- 0	6- 2	4- 2			
4- 2	0- 0	0- 1	HOME	1- 0	3- 1	2- 1			
3- 1	0- 0	0- 0	AWAY	0- 0	3- 1	2- 1			
0- 0	0- 0	0- 0	NEUTRAL	0- 0	0- 0	0- 0			
11- 8	0- 0	0- 2	CONFERENCE	2- 0	9- 6	5- 1			
6- 3	0- 0	0- 1	HOME	1- 0	5- 2	3- 0			
5- 4	0- 0	0- 1	AWAY	1- 0	4- 3	2- 1			
0- 1	0- 0	0- 0	NEUTRAL	0- 0	0- 1	0- 0			

RPI 1-25	RPI 26-50	RPI 51-100	RPI 101+	Team's RPI: 144
RPI S Opponent Score	RPI S Opponent Score	RPI S Opponent Score	RPI S Opponent Score	
	32 A Gonzaga 67 77	77 A Saint Mary's (CA) 75 65	119 A Saint Louis 62 60	
	32 H Gonzaga 69 75	77 H Saint Mary's (CA) 69 57	129 A San Francisco 60 78	
	49 H Southern Cal i forni a 70 80	81 H Mi ami (OH) 84 71	129 H San Francisco 65 60	
			129 N San Francisco 76 89	
			155 A BYU 52 62	
			155 H BYU 55 67	
			166 A San Di ego 67 53	
			166 H San Di ego 54 60	
			188 A Paci fi c 79 77	
			188 H Paci fi c 75 60	
			198 H UC Santa Barbara 67 61	
			202 H Eastern Mi ch. 73 64	
			211 H CSUN 68 75	
			214 A SMU 60 63	
			239 A Pepperdi ne 74 85	
			239 H Pepperdi ne 75 60	
			246 A UC Ri versi de 67 59	
			278 H Ari zona 84 70	
			289 A Santa Clara 65 51	
			289 H Santa Clara 64 45	
			301 A Long Beach St. 84 69	
			317 A Portl and 63 60	
			317 H Portl and 76 55	
LAST 12 Division I GAMES:				
	129 N San Francisco 76 89	77 A Saint Mary's (CA) 75 65		
	188 A Paci fi c 79 77	317 H Portl and 76 55		
	289 H Santa Clara 64 45	155 A BYU 52 62		
	129 H San Francisco 65 60	166 A San Di ego 67 53		
	32 H Gonzaga 69 75	239 H Pepperdi ne 75 60		
	239 A Pepperdi ne 74 85	317 A Portl and 63 60		

Non-Div I Games: Cal St. Dom. Hills 84 52

Average RPI Win:	222	WON-LOST	WINNING	LAST 10	STRENGTH OF	OPP. STRENGTH	TEAM	ADJ.	CONF.	ADJ CONF.
Average RPI Loss:	79	RECORD	PCT. RANK	GAMES	SCHEDULE	OF SCHEDULE	RPI	RPI	RPI	RPI
DIV. I ONLY	20- 9	66	9- 1	142	166	74	74	20	20	
DIV. I NON-CONF.	5- 6	187	0- 0	69	7	84	84	24	24	
-----										
TOTALS	RPI 1-25	RPI 26-50	W-L RECORDS	RPI 51-100	RPI 101-999	RPI 201+				
20- 9	0- 3	0- 1	OVERALL	2- 2	18- 3	10- 0				
11- 2	0- 0	0- 0	HOME	2- 0	9- 2	5- 0				
8- 7	0- 3	0- 1	AWAY	0- 2	8- 1	4- 0				
1- 0	0- 0	0- 0	NEUTRAL	0- 0	1- 0	1- 0				
5- 6	0- 3	0- 1	NON-CONFERENCE	1- 1	4- 1	3- 0				
2- 1	0- 0	0- 0	HOME	1- 0	1- 1	1- 0				
2- 5	0- 3	0- 1	AWAY	0- 1	2- 0	1- 0				
1- 0	0- 0	0- 0	NEUTRAL	0- 0	1- 0	1- 0				
15- 3	0- 0	0- 0	CONFERENCE	1- 1	14- 2	7- 0				
9- 1	0- 0	0- 0	HOME	1- 0	8- 1	4- 0				
6- 2	0- 0	0- 0	AWAY	0- 1	6- 1	3- 0				
0- 0	0- 0	0- 0	NEUTRAL	0- 0	0- 0	0- 0				

RPI 1-25				RPI 26-50				RPI 51-100 Team's RPI: 74				RPI 101+			
RPI	S	Opponent	Score	RPI	S	Opponent	Score	RPI	S	Opponent	Score	RPI	S	Opponent	Score
5	A	Mississippi St.	43 83	50	A	Miami (FL)	70 80	52	H	Harvard	76 51	117	A	Dartmouth	64 51
6	A	Ohio St.	70 83					82	A	Albany (NY)	54 68	122	H	Tulane	34 42
18	A	Duke	39 69					82	H	Albany (NY)	74 69	130	A	Hartford	59 44
								83	A	Toledo	64 65	130	H	Hartford	59 56
												156	A	Binghamton	61 38
												156	H	Binghamton	62 66
												174	A	New Hampshire	56 46
												174	H	New Hampshire	64 48
												174	H	New Hampshire	77 46
												187	A	Stony Brook	68 76
												187	H	Stony Brook	64 56
												208	A	Boston College	61 40
												293	A	Vermont	79 47
												293	H	Vermont	64 55
												295	H	Bryant	70 68
												300	N	Kennesaw St.	75 39
												323	A	UMBC	64 50
												323	H	UMBC	65 43
												323	H	UMBC	69 36
												348	A	UMass Lowell	69 51
												348	H	UMass Lowell	70 65
LAST 12 Division I GAMES:															
174	H	New Hampshire	64 48	174	H	New Hampshire	77 46	130	H	Hartford	59 56				
323	H	UMBC	65 43					156	A	Binghamton	61 38				
82	H	Albany (NY)	74 69					348	A	UMass Lowell	69 51				
293	A	Vermont	79 47					323	H	UMBC	69 36				
348	H	UMass Lowell	70 65					174	A	New Hampshire	56 46				
187	A	Stony Brook	68 76												

Non-Div I Games: Maine Maritime 89 49 Me.-Fort Kent 100 40

Maine

Average RPI Win:	303	WON-LOST	WINNING	LAST 10	STRENGTH OF	OPP. STRENGTH	TEAM	ADJ.	CONF.	ADJ CONF.
Average RPI Loss:	166	RECORD	PCT. RANK	GAMES	SCHEDULE	OF SCHEDULE	RPI	RPI	RPI	RPI
DIV. I ONLY	13- 18	221	5- 5	314	288	262	262	28	28	
DIV. I NON-CONF.	3- 8	268	0- 0	108	238	221	221	25	25	
-----										
TOTALS	RPI 1-25	RPI 26-50	W-L RECORDS	RPI 51-100	RPI 101-999	RPI 201+				
13- 18	0- 0	0- 3	OVERALL	0- 3	13- 12	13- 6				
7- 5	0- 0	0- 1	HOME	0- 2	7- 2	7- 1				
4- 12	0- 0	0- 2	AWAY	0- 1	4- 9	4- 5				
2- 1	0- 0	0- 0	NEUTRAL	0- 0	2- 1	2- 0				
3- 8	0- 0	0- 2	NON-CONFERENCE	0- 3	3- 3	3- 1				
1- 2	0- 0	0- 0	HOME	0- 2	1- 0	1- 0				
1- 6	0- 0	0- 2	AWAY	0- 1	1- 3	1- 1				
1- 0	0- 0	0- 0	NEUTRAL	0- 0	1- 0	1- 0				
10- 10	0- 0	0- 1	CONFERENCE	0- 0	10- 9	10- 5				
6- 3	0- 0	0- 1	HOME	0- 0	6- 2	6- 1				
3- 6	0- 0	0- 0	AWAY	0- 0	3- 6	3- 4				
1- 1	0- 0	0- 0	NEUTRAL	0- 0	1- 1	1- 0				

RPI 1-25				RPI 26-50				RPI 51-100				RPI 101+ Team's RPI: 262			
RPI	S	Opponent	Score	RPI	S	Opponent	Score	RPI	S	Opponent	Score	RPI	S	Opponent	Score
31	A	Virginia	47 69	37	H	Quinnipiac	64 80	82	H	Albany (NY)	56 62	158	A	Marist	40 65
43	A	Californi a	66 87					84	H	Fordham	48 54	158	N	Marist	60 84
								93	A	Penn St.	46 78	174	A	New Hampshire	55 68
												187	A	Stony Brook	59 74
												197	A	Siena	51 56
												197	H	Siena	54 56
												233	A	Niagara	64 65
												233	H	Niagara	82 64
												250	A	Rider	51 67
												250	H	Rider	50 53
												252	A	Sacred Heart	61 65
												265	H	St. Francis Brooklyn	57 54
												273	A	LIU Brooklyn	72 38
												275	A	Fairfield	52 55
												275	H	Fairfield	55 44
												283	A	Monmouth	59 63
												283	H	Monmouth	63 53
												285	A	Canisius	59 56
												285	H	Canisius	58 39
												321	N	Coppin St.	74 56
												342	A	Iona	57 48
												342	H	Iona	67 63
												342	N	Iona	55 39
												347	A	Saint Peter's	60 39
												347	H	Saint Peter's	76 64
LAST 12 Division I GAMES:															
158	N	Marist	60 84	283	A	Monmouth	59 63								
342	N	Iona	55 39	275	H	Fairfield	55 44								
250	H	Rider	50 53	233	H	Niagara	82 64								
347	A	Saint Peter's	60 39	275	A	Fairfield	52 55								
342	A	Iona	57 48	250	A	Rider	51 67								
197	H	Siena	54 56	283	H	Monmouth	63 53								

Non-Div I Games:

Manhattan

Average RPI Win:	272	WON-LOST	WINNING	LAST 10	STRENGTH OF	OPP. STRENGTH	TEAM	ADJ.	CONF.	ADJ CONF.
Average RPI Loss:	119	RECORD	PCT. RANK	GAMES	SCHEDULE	OF SCHEDULE	RPI	RPI	RPI	RPI
DIV. I ONLY	20- 13	112	7- 3	256	251	158	158	28	28	
DIV. I NON-CONF.	4- 8	239	0- 0	236	136	246	246	25	25	
-----										
TOTALS	RPI 1-25	RPI 26-50	W-L RECORDS	RPI 51-100	RPI 101-999	RPI 201+				
20- 13	0- 0	0- 4	OVERALL	0- 2	20- 7	18- 2				
9- 4	0- 0	0- 1	HOME	0- 1	9- 2	8- 1				
10- 6	0- 0	0- 1	AWAY	0- 0	10- 5	9- 1				
1- 3	0- 0	0- 2	NEUTRAL	0- 1	1- 0	1- 0				
4- 8	0- 0	0- 1	NON-CONFERENCE	0- 2	4- 5	4- 1				
2- 2	0- 0	0- 0	HOME	0- 1	2- 1	2- 0				
2- 4	0- 0	0- 0	AWAY	0- 0	2- 4	2- 1				
0- 2	0- 0	0- 1	NEUTRAL	0- 1	0- 0	0- 0				
16- 5	0- 0	0- 3	CONFERENCE	0- 0	16- 2	14- 1				
7- 2	0- 0	0- 1	HOME	0- 0	7- 1	6- 1				
8- 2	0- 0	0- 1	AWAY	0- 0	8- 1	7- 0				
1- 1	0- 0	0- 1	NEUTRAL	0- 0	1- 0	1- 0				

RPI	S	Opponent	Score	RPI	S	Opponent	Score	RPI	S	Opponent	Score	RPI	S	Opponent	Score
37	A	Qui nni pi ac	56 62	61	N	Purdue	47 61	117	H	Dartmouth	51 60	121	A	Seton Hall	60 85
37	H	Qui nni pi ac	74 80	76	H	Navy	70 77	138	A	Northeastern	72 78	185	A	Temple	77 83
37	N	Qui nni pi ac	58 67					197	A	Si ena	67 51	197	A	Si ena	53 58
49	N	Southern Cali forni a	57 78					197	H	Si ena	73 54	231	A	Boston U.	80 52
								233	A	Ni agara	84 78	233	H	Ni agara	61 68
								238	H	Holy Cross	85 74	250	A	Ri der	80 69
								250	H	Ri der	68 67	256	A	Hawai i	63 70
								262	H	Manhattan	65 40	262	N	Manhattan	84 60
								275	A	Fai rfi eld	48 34	275	H	Fai rfi eld	71 63
								276	A	Massachusetts	88 60	283	A	Monmouth	85 57
								283	H	Monmouth	69 46	285	A	Can i si us	78 53
								285	H	Can i si us	58 47	334	H	Rhode Island	64 42
								342	A	I ona	55 45	342	H	I ona	75 55
								347	A	Saint Peter's	86 53				
LAST 12 Di vi si on I GAMES:															
37	N	Qui nni pi ac	58 67	275	A	Fai rfi eld	48 34								
197	A	Si ena	67 51	285	H	Can i si us	58 47								
262	N	Manhattan	84 60	283	A	Monmouth	85 57								
233	H	Ni agara	61 68	197	H	Si ena	73 54								
342	A	I ona	55 45	342	H	I ona	75 55								
37	H	Qui nni pi ac	74 80	285	A	Can i si us	78 53								

Non-Di v I Games:

Marist



RPI 1-25				RPI 26-50				RPI 51-100				RPI 101+				Team's RPI: 309	
RPI	S	Opponent	Score	RPI	S	Opponent	Score	RPI	S	Opponent	Score	RPI	S	Opponent	Score		
								56	A	Western Ky.	50	77	101	H	Ohio	52	54
								56	H	Western Ky.	66	86	102	H	Middle Tenn.	57	73
								79	H	UAB	62	69	106	A	Rice	44	87
								86	A	Kentucky	39	69	120	A	Cleveland St.	76	85
								93	H	Penn St.	65	80	123	H	Louisiana Tech	65	74
													154	A	Charlotte	61	67
													171	H	Southern Ill.	59	64
													175	A	Florida	69	74
													176	H	UTEP	66	64
													205	A	Southern Miss.	61	70
													223	A	Fla. Atlantic	59	79
													223	H	Fla. Atlantic	55	62
													227	A	North Texas	62	54
													260	H	Appalachian St.	54	56
													266	H	UTSA	59	72
													270	H	Morgan St.	73	68
													282	A	Old Dominion	53	69
													299	A	FIU	54	67
													299	H	FIU	78	75
													330	A	Tennessee St.	71	65
													343	H	Longwood	90	45
													344	H	Winthrop	70	40
LAST 12 Division I GAMES:																	
				223	H	Fla. Atlantic	55	62	266	H	UTSA	59	72				
				227	A	North Texas	62	54	205	A	Southern Miss.	61	70				
				106	A	Rice	44	87	154	A	Charlotte	61	67				
				56	A	Western Ky.	50	77	299	H	FIU	78	75				
				176	H	UTEP	66	64	102	H	Middle Tenn.	57	73				
				79	H	UAB	62	69	56	H	Western Ky.	66	86				

Non-Div I Games:	Ky. Christian	111	38	Alice Lloyd	96	46
------------------	---------------	-----	----	-------------	----	----

Average RPI Win:	131	WON-LOST	WINNING	LAST 10	STRENGTH OF	OPP. STRENGTH	TEAM	ADJ.	CONF.	ADJ CONF.
Average RPI Loss:	32	RECORD	PCT. RANK	GAMES	SCHEDULE	OF SCHEDULE	RPI	RPI	RPI	RPI
DIV. I ONLY	25- 7	36	6- 4	33	16	17	17	3	3	
DIV. I NON-CONF.	11- 2	22	0- 0	140	39	40	40	4	4	
-----										
TOTALS	RPI 1-25	RPI 26-50	W-L RECORDS	RPI 51-100	RPI 101-999	RPI 201+				
25- 7	2- 3	4- 2	OVERALL	9- 2	10- 0	9- 0				
12- 3	2- 1	1- 0	HOME	4- 2	5- 0	5- 0				
10- 3	0- 1	3- 2	AWAY	3- 0	4- 0	3- 0				
3- 1	0- 1	0- 0	NEUTRAL	2- 0	1- 0	1- 0				
11- 2	0- 2	2- 0	NON-CONFERENCE	2- 0	7- 0	7- 0				
6- 1	0- 1	0- 0	HOME	2- 0	4- 0	4- 0				
4- 1	0- 1	2- 0	AWAY	0- 0	2- 0	2- 0				
1- 0	0- 0	0- 0	NEUTRAL	0- 0	1- 0	1- 0				
14- 5	2- 1	2- 2	CONFERENCE	7- 2	3- 0	2- 0				
6- 2	2- 0	1- 0	HOME	2- 2	1- 0	1- 0				
6- 2	0- 0	1- 2	AWAY	3- 0	2- 0	1- 0				
2- 1	0- 1	0- 0	NEUTRAL	2- 0	0- 0	0- 0				

RPI 1-25				RPI 26-50				RPI 51-100				RPI 101+			
RPI	S	Opponent	Score	RPI	S	Opponent	Score	RPI	S	Opponent	Score	RPI	S	Opponent	Score
1	A	UConn	72 97	31	A	Virginia	60 59	53	H	Indiana	74 70	173	A	Northwestern	68 65
6	H	Ohio St.	99 69	39	A	Michigan	65 71	53	N	Indiana	67 54	203	A	Wisconsin	71 44
6	N	Ohio St.	69 79	40	A	Rutgers	72 54	59	A	Nebraska	64 57	221	A	Akron	75 54
11	H	South Carolina	86 94	40	H	Rutgers	88 60	59	H	Nebraska	77 75	233	H	Niagara	92 65
22	H	Iowa	80 64	41	A	Minnesota	74 93	59	N	Nebraska	66 53	234	H	Loyola Maryland	114 45
				50	A	Miami (FL)	79 71	61	H	Purdue	65 75	240	H	Illinois	100 65
								66	A	Michigan St.	76 68	269	H	Howard	111 49
								66	H	Michigan St.	68 82	291	H	Mt. St. Mary's	97 57
								75	H	George Washington	80 54	300	N	Kennesaw St.	89 35
								82	H	Albany (NY)	91 58	321	A	Coppin St.	113 49
								93	A	Penn St.	69 65				
LAST 12 Division I GAMES:															
		6 N Ohio St.	69 79			61 H Purdue	65 75								
		59 N Nebraska	66 53			40 A Rutgers	72 54								
		53 N Indiana	67 54			66 A Michigan St.	76 68								
		59 H Nebraska	77 75			59 A Nebraska	64 57								
		39 A Michigan	65 71			40 H Rutgers	88 60								
		41 A Minnesota	74 93			173 A Northwestern	68 65								

Non-Div I Games:

Maryland



Massachusetts

Through Games Of March 6, 2018

Average RPI Win:	274	WON-LOST	WINNING	LAST 10	STRENGTH OF	OPP. STRENGTH	TEAM	ADJ.	CONF.	ADJ CONF.
Average RPI Loss:	154	RECORD	PCT. RANK	GAMES	SCHEDULE	OF SCHEDULE	RPI	RPI	RPI	RPI
DIV. I ONLY	12- 16	218	5- 5	338	185	276	276	13	13	
DIV. I NON-CONF.	6- 5	153	0- 0	346	332	287	287	10	10	
-----										
TOTALS	RPI 1-25	RPI 26-50	W-L RECORDS	RPI 51-100	RPI 101-999	RPI 201+				
12- 16	0- 0	0- 1	OVERALL	1- 3	11- 12	9- 3				
7- 6	0- 0	0- 1	HOME	1- 1	6- 4	5- 0				
4- 10	0- 0	0- 0	AWAY	0- 2	4- 8	3- 3				
1- 0	0- 0	0- 0	NEUTRAL	0- 0	1- 0	1- 0				
6- 5	0- 0	0- 0	NON-CONFERENCE	1- 0	5- 5	5- 2				
3- 2	0- 0	0- 0	HOME	1- 0	2- 2	2- 0				
2- 3	0- 0	0- 0	AWAY	0- 0	2- 3	2- 2				
1- 0	0- 0	0- 0	NEUTRAL	0- 0	1- 0	1- 0				
6- 11	0- 0	0- 1	CONFERENCE	0- 3	6- 7	4- 1				
4- 4	0- 0	0- 1	HOME	0- 1	4- 2	3- 0				
2- 7	0- 0	0- 0	AWAY	0- 2	2- 5	1- 1				
0- 0	0- 0	0- 0	NEUTRAL	0- 0	0- 0	0- 0				

RPI 1-25				RPI 26-50				RPI 51-100				RPI 101+				Team's RPI: 276	
RPI	S	Opponent	Score	RPI	S	Opponent	Score	RPI	S	Opponent	Score	RPI	S	Opponent	Score		
				33	H	Dayton	49 78										
								73	A	Duquesne	57 60	109	A	George Mason	60 71		
								75	A	George Washington	49 55	119	A	Saint Louis	64 70		
								84	H	Fordham	51 62	119	A	Saint Louis	63 64		
								88	H	Liberty	64 61	134	H	Saint Joseph's	79 84		
												138	H	Northeastern	54 64		
												158	H	Marist	60 88		
												184	A	Davidson	81 87		
												184	H	Davidson	70 68		
												195	A	Richmond	58 49		
												195	H	Richmond	39 51		
												200	A	North Dakota	52 82		
												247	H	La Salle	69 66		
												257	A	St. Bonaventure	59 69		
												272	H	Towson	72 49		
												281	H	VCU	79 75		
												284	A	North Dakota St.	70 82		
												308	A	UTRGV	59 67		
												313	A	Incarnate Word	64 45		
												334	A	Rhode Island	61 59		
												334	H	Rhode Island	87 50		
												341	N	Mississippi Val.	85 46		
												347	H	Saint Peter's	81 65		
												348	A	UMass Lowell	73 63		
LAST 12 Division I GAMES:																	
				119	A	Saint Louis	64 70	33	H	Dayton	49 78						
				334	H	Rhode Island	87 50	247	H	La Salle	69 66						
				195	A	Richmond	58 49	195	H	Richmond	39 51						
				184	H	Davidson	70 68	334	A	Rhode Island	61 59						
				75	A	George Washington	49 55	184	A	Davidson	81 87						
				109	A	George Mason	60 71	281	H	VCU	79 75						

Non-Div I Games: Me.-Fort Kent 111 45 Fisher 121 38

Massachusetts

Loss, Non-Conf, S Site, H Home A Away N Neutral

Average RPI Win: 310  
Average RPI Loss: 162

WON-LOST  
RECORD

WINNING  
PCT. RANK

LAST 10  
GAMES

STRENGTH OF  
SCHEDULE

OPP. STRENGTH  
OF SCHEDULE

TEAM  
RPI

ADJ.  
RPI

CONF.  
RPI

ADJ CONF.  
RPI

DIV. I ONLY	9- 17	250	4- 6	281	266	277	277	26	26
DIV. I NON-CONF.	1- 7	310	0- 0	103	71	276	276	26	26
-----									
TOTALS	RPI 1-25	RPI 26-50	W-L RECORDS	RPI 51-100	RPI 101-999	RPI 201+			
9- 17	0- 2	0- 0	OVERALL	0- 2	9- 13	9- 8			
4- 8	0- 0	0- 0	HOME	0- 1	4- 7	4- 5			
5- 9	0- 2	0- 0	AWAY	0- 1	5- 6	5- 3			
0- 0	0- 0	0- 0	NEUTRAL	0- 0	0- 0	0- 0			
1- 7	0- 2	0- 0	NON-CONFERENCE	0- 0	1- 5	1- 2			
1- 2	0- 0	0- 0	HOME	0- 0	1- 2	1- 1			
0- 5	0- 2	0- 0	AWAY	0- 0	0- 3	0- 1			
0- 0	0- 0	0- 0	NEUTRAL	0- 0	0- 0	0- 0			
8- 10	0- 0	0- 0	CONFERENCE	0- 2	8- 8	8- 6			
3- 6	0- 0	0- 0	HOME	0- 1	3- 5	3- 4			
5- 4	0- 0	0- 0	AWAY	0- 1	5- 3	5- 2			
0- 0	0- 0	0- 0	NEUTRAL	0- 0	0- 0	0- 0			

RPI	S	Opponent	Score
4	A	Baylor	34 95
12	A	Texas	34 100

RPI	S	Opponent	Score
-----	---	----------	-------

RPI	S	Opponent	Score
90	A	Lamar University	58 83
90	H	Lamar University	72 81

RPI	S	Opponent	Score
114	A	SFA	58 73
122	H	Tulane	66 70
123	A	Louisiana Tech	62 78
127	H	Central Ark.	45 51
169	A	Louisiana	86 98
214	A	SMU	59 65
222	A	New Orleans	62 84
222	H	New Orleans	64 77
225	H	A&M-Corpus Christi	70 64
226	H	Grambling	60 75
230	A	Nicholls St.	51 63
230	H	Nicholls St.	54 61
253	H	Abilene Christian	75 80
297	A	Southeastern La.	77 65
297	H	Southeastern La.	69 47
310	A	Houston Baptist	86 74
310	H	Houston Baptist	61 67
313	A	Incarinate Word	66 57
335	A	Sam Houston St.	66 63
336	A	Northwestern St.	60 44
336	H	Northwestern St.	72 67
338	H	La.-Monroe	65 61

## LAST 12 Division I GAMES:

90	H	Lamar University	72 81	297	H	Southeastern La.	69 47
225	H	A&M-Corpus Christi	70 64	114	A	SFA	58 73
310	H	Houston Baptist	61 67	336	A	Northwestern St.	60 44
230	A	Nicholls St.	51 63	335	A	Sam Houston St.	66 63
222	A	New Orleans	62 84	90	A	Lamar University	58 83
127	H	Central Ark.	45 51	310	A	Houston Baptist	86 74

Non-Div I Games:

LSU-Alexandria

73 53

Louisiana Col.

84 46

Southern-N. O.

76 61

McNeese

Average RPI Win: 197  
Average RPI Loss: 100

WON-LOST  
RECORD

WINNING  
PCT. RANK

LAST 10  
GAMES

STRENGTH OF  
SCHEDULE

OPP. STRENGTH  
OF SCHEDULE

TEAM  
RPI

ADJ.  
RPI

CONF.  
RPI

ADJ CONF.  
RPI

DIV. I ONLY	10- 20	257	3- 7	64	85	192	192	7	7
DIV. I NON-CONF.	5- 8	220	0- 0	85	142	204	204	7	7
<hr/>									
TOTALS	RPI 1-25	RPI 26-50	W-L RECORDS	RPI 51-100	RPI 101-999	RPI 201+			
10- 20	0- 5	0- 2	OVERALL	1- 3	9- 10	3- 2			
7- 8	0- 2	0- 1	HOME	1- 1	6- 4	3- 2			
3- 8	0- 1	0- 1	AWAY	0- 2	3- 4	0- 0			
0- 4	0- 2	0- 0	NEUTRAL	0- 0	0- 2	0- 0			
5- 8	0- 2	0- 0	NON-CONFERENCE	1- 2	4- 4	3- 1			
4- 3	0- 0	0- 0	HOME	1- 1	3- 2	3- 1			
1- 2	0- 0	0- 0	AWAY	0- 1	1- 1	0- 0			
0- 3	0- 2	0- 0	NEUTRAL	0- 0	0- 1	0- 0			
5- 12	0- 3	0- 2	CONFERENCE	0- 1	5- 6	0- 1			
3- 5	0- 2	0- 1	HOME	0- 0	3- 2	0- 1			
2- 6	0- 1	0- 1	AWAY	0- 1	2- 3	0- 0			
0- 1	0- 0	0- 0	NEUTRAL	0- 0	0- 1	0- 0			

RPI 1-25				RPI 26-50				RPI 51-100				RPI 101+ Team's RPI: 192			
RPI	S	Opponent	Score	RPI	S	Opponent	Score	RPI	S	Opponent	Score	RPI	S	Opponent	Score
1	A	UConn	49 97	46	A	UCF	41 61	78	A	Houston	55 66	104	A	Cincinnati	53 64
1	H	UConn	36 93	46	H	UCF	40 63	79	H	UAB	64 62	122	H	Tulane	73 60
6	N	Ohio St.	69 100					80	H	IUPUI	57 80	122	N	Tulane	64 76
14	H	South Fla.	62 81					95	A	Little Rock	57 86	123	A	Louisiana Tech	40 65
20	N	DePaul	67 81									148	N	Kent St.	55 70
												149	A	Wichita St.	61 69
												149	H	Wichita St.	64 77
												150	A	Vanderbilt	71 60
												171	H	Southern Ill.	56 68
												185	A	Temple	83 78
												193	A	East Carolina	62 75
												193	H	East Carolina	72 36
												196	A	Tulsa	69 48
												196	H	Tulsa	65 56
												214	H	SMU	35 53
												226	H	Grambling	57 48
												240	H	Illinois	47 63
												296	H	Jackson St.	64 53
												330	H	Tennessee St.	79 75
LAST 12 Division I GAMES:															
122	N	Tulane	64 76	214	H	SMU	35 53								
185	A	Temple	83 78	78	A	Houston	55 66								
196	H	Tulsa	65 56	46	A	UCF	41 61								
46	H	UCF	40 63	149	H	Wichita St.	64 77								
122	H	Tulane	73 60	1	H	UConn	36 93								
193	A	East Carolina	62 75	104	A	Cincinnati	53 64								

Non-Div I Games:

Memphis

Loss, Non-Conf, S Site, H Home A Away N Neutral

Average RPI Win:	206	WON-LOST	WINNING	LAST 10	STRENGTH OF	OPP. STRENGTH	TEAM	ADJ.	CONF.	ADJ CONF.
Average RPI Loss:	41	RECORD	PCT. RANK	GAMES	SCHEDULE	OF SCHEDULE	RPI	RPI	RPI	RPI
DIV. I ONLY	30- 2	5	10- 0	254	139	47	47	17	17	
DIV. I NON-CONF.	13- 2	20	0- 0	238	186	67	67	17	17	
-----										
TOTALS	RPI 1-25	RPI 26-50	W-L RECORDS	RPI 51-100	RPI 101-999	RPI 201+				
30- 2	0- 0	1- 1	OVERALL	1- 1	28- 0	15- 0				
13- 1	0- 0	0- 1	HOME	1- 0	12- 0	7- 0				
13- 0	0- 0	1- 0	AWAY	0- 0	12- 0	6- 0				
4- 1	0- 0	0- 0	NEUTRAL	0- 1	4- 0	2- 0				
13- 2	0- 0	1- 1	NON-CONFERENCE	1- 1	11- 0	8- 0				
6- 1	0- 0	0- 1	HOME	1- 0	5- 0	4- 0				
6- 0	0- 0	1- 0	AWAY	0- 0	5- 0	3- 0				
1- 1	0- 0	0- 0	NEUTRAL	0- 1	1- 0	1- 0				
17- 0	0- 0	0- 0	CONFERENCE	0- 0	17- 0	7- 0				
7- 0	0- 0	0- 0	HOME	0- 0	7- 0	3- 0				
7- 0	0- 0	0- 0	AWAY	0- 0	7- 0	3- 0				
3- 0	0- 0	0- 0	NEUTRAL	0- 0	3- 0	1- 0				

RPI 1-25				RPI 26-50				Team's RPI: 47				RPI 51-100				RPI 101+			
RPI	S	Opponent	Score	RPI	S	Opponent	Score	RPI	S	Opponent	Score	RPI	S	Opponent	Score	RPI	S	Opponent	Score
				26	H	Georgia	54 72	56	N	Western Ky.	62 67	107	A	Chattanooga	71 50				
				46	A	UCF	73 64	75	H	George Washington	61 44					107	H	Chattanooga	65 56
																110	A	ETSU	85 65
																110	H	ETSU	63 48
																110	N	ETSU	68 53
																115	A	North Carolina	97 86
																154	A	Charlotte	90 74
																160	A	Samford	73 59
																160	H	Samford	48 45
																160	N	Samford	81 44
																184	H	Davidson	69 54
																190	A	Furman	86 64
																190	H	Furman	65 53
																216	A	UNCG	57 54
																216	H	UNCG	80 57
																223	A	Florida Atlantic	66 55
																224	A	UNC Asheville	67 56
																255	A	Campbell	58 57
																269	H	Howard	70 44
																281	N	VCU	70 54
																303	A	Wofford	71 46
																303	H	Wofford	80 39
																306	A	Western Caro.	53 46
																306	H	Western Caro.	72 50
																306	N	Western Caro.	75 44
																318	H	South Carolina St.	74 53
																327	H	Ga. Southern	72 45
																344	H	Winthrop	93 45
				LAST 12 Division I GAMES:															
				110	N	ETSU	68 53	306	A	Western Caro.	53 46								
				160	N	Samford	81 44	160	H	Samford	48 45								
				306	N	Western Caro.	75 44	303	H	Wofford	80 39								
				110	H	ETSU	63 48	190	H	Furman	65 53								
				107	H	Chattanooga	65 56	107	A	Chattanooga	71 50								
				216	A	UNCG	57 54	110	A	ETSU	85 65								

Non-Div I Games:

Mercer

Average RPI	Win:	140	WON-LOST	WINNING	LAST 10	STRENGTH OF	OPP. STRENGTH	TEAM	ADJ.	CONF.	ADJ CONF.
Average RPI	Loss:	43	RECORD	PCT. RANK	GAMES	SCHEDULE	OF SCHEDULE	RPI	RPI	RPI	RPI
DIV. I ONLY		21- 10		79	7- 3	46	14	50	50	1	1
DIV. I NON-CONF.		10- 3		52	0- 0	183	86	102	102	1	1
-----											
TOTALS	RPI 1-25		RPI 26-50		W-L RECORDS	RPI 51-100		RPI 101-999		RPI 201+	
21- 10	2- 6		2- 0		OVERALL	5- 2		12- 2		6- 0	
13- 5	2- 3		1- 0		HOME	4- 1		6- 1		4- 0	
5- 4	0- 2		1- 0		AWAY	1- 1		3- 1		1- 0	
3- 1	0- 1		0- 0		NEUTRAL	0- 0		3- 0		1- 0	
10- 3	0- 1		0- 0		NON-CONFERENCE	3- 1		7- 1		5- 0	
8- 2	0- 1		0- 0		HOME	3- 1		5- 0		4- 0	
0- 1	0- 0		0- 0		AWAY	0- 0		0- 1		0- 0	
2- 0	0- 0		0- 0		NEUTRAL	0- 0		2- 0		1- 0	
11- 7	2- 5		2- 0		CONFERENCE	2- 1		5- 1		1- 0	
5- 3	2- 2		1- 0		HOME	1- 0		1- 1		0- 0	
5- 3	0- 2		1- 0		AWAY	1- 1		3- 0		1- 0	
1- 1	0- 1		0- 0		NEUTRAL	0- 0		1- 0		0- 0	

RPI 1-25				RPI 26-50				Team's RPI: 50				RPI 51-100				RPI 101+			
RPI	S	Opponent	Score	RPI	S	Opponent	Score	RPI	S	Opponent	Score	RPI	S	Opponent	Score	RPI	S	Opponent	Score
2	A	Notre Dame	76 83	31	A	Vi rgi ni a	77 62	66	H	Mi chi gan St.	67 57	105	H	Wake Forest	50 61				
3	H	Louisville	74 84	35	H	Syracuse	72 67	67	A	Vi rgi ni a Tech	82 78	105	N	Wake Forest	68 60				
8	A	Florida St.	67 105					67	H	Vi rgi ni a Tech	76 46	115	A	North Carolina	92 72				
8	H	Florida St.	71 91					68	A	Georgi a Tech	51 70	124	H	Bethune-Cookman	85 39				
8	N	Florida St.	69 73					72	H	St. John' s (NY)	64 74	143	A	Col orado	61 67				
16	H	NC State	52 48					74	H	Maine	80 70	164	A	Clemson	72 60				
17	H	Maryland	71 79					86	H	Kentucky	65 54	171	N	Southern Ill.	75 65				
18	H	Duke	51 48									182	H	Pi ttsburgh	82 58				
LAST 12 Division I GAMES:																			
8	N	Florida St.	69 73	8	H	Florida St.	71 91	105	N	Wake Forest	68 60	16	H	NC State	52 48				
67	H	Vi rgi ni a Tech	76 46	115	A	North Carolina	92 72	67	H	Vi rgi ni a Tech	82 78	3	H	Loui sville	74 84				
68	A	Georgi a Tech	51 70	67	A	Vi rgi ni a Tech	76 46	208	A	Boston Col lege	65 43								
31	A	Vi rgi ni a	77 62																
182	H	Pi ttsburgh	82 58																

Non-Div I Games:

Miami (FL)

Average RPI Win:	193	WON-LOST	WINNING	LAST 10	STRENGTH OF	OPP. STRENGTH	TEAM	ADJ.	CONF.	ADJ CONF.
Average RPI Loss:	80	RECORD	PCT. RANK	GAMES	SCHEDULE	OF SCHEDULE	RPI	RPI	RPI	RPI
DIV. I ONLY	20- 9	66	9- 1	155	99	81	81	8	8	
DIV. I NON-CONF.	8- 3	65	0- 0	256	289	98	98	8	8	
-----										
TOTALS	RPI 1-25	RPI 26-50	W-L RECORDS	RPI 51-100	RPI 101-999	RPI 201+				
20- 9	0- 3	0- 1	OVERALL	2- 1	18- 4	10- 1				
11- 3	0- 2	0- 0	HOME	1- 0	10- 1	6- 1				
8- 6	0- 1	0- 1	AWAY	1- 1	7- 3	4- 0				
1- 0	0- 0	0- 0	NEUTRAL	0- 0	1- 0	0- 0				
8- 3	0- 0	0- 0	NON-CONFERENCE	1- 1	7- 2	5- 0				
5- 0	0- 0	0- 0	HOME	0- 0	5- 0	4- 0				
2- 3	0- 0	0- 0	AWAY	1- 1	1- 2	1- 0				
1- 0	0- 0	0- 0	NEUTRAL	0- 0	1- 0	0- 0				
12- 6	0- 3	0- 1	CONFERENCE	1- 0	11- 2	5- 1				
6- 3	0- 2	0- 0	HOME	1- 0	5- 1	2- 1				
6- 3	0- 1	0- 1	AWAY	0- 0	6- 1	3- 0				
0- 0	0- 0	0- 0	NEUTRAL	0- 0	0- 0	0- 0				

RPI	S	Opponent	Score	RPI	S	Opponent	Score	RPI	S	Opponent	Score	RPI	S	Opponent	Score
19	A	Buffalo	67 72	38	A	Ball St.	61 86	61	A	Purdue	66 75	101	A	Ohio	78 56
19	H	Buffalo	49 64					80	A	IUPUI	96 83	101	H	Ohio	64 55
21	H	Central Mich.	66 84					83	H	Toledo	67 58	104	A	Cincinnati	62 73
												111	A	Western Mich.	70 81
												144	A	Loyola Marymount	71 84
												147	A	Northern Ill.	77 62
												147	H	Northern Ill.	67 65
												148	A	Kent St.	65 59
												148	H	Kent St.	58 35
												162	H	Jacksonville St.	58 55
												177	N	Denver	69 52
												202	A	Eastern Mich.	73 69
												202	H	Eastern Mich.	59 74
												206	A	Bowling Green	66 62
												206	H	Bowling Green	92 64
												221	A	Akron	77 50
												221	H	Akron	75 67
												259	A	Indiana St.	68 56
												285	H	Canisius	72 47
												298	H	Valparaiso	77 68
												326	H	Detroit Mercy	91 64
												337	H	Florida A&M	73 33
-----															
Team's RPI: 81															
LAST 12 Division I GAMES:															
148	H	Kent St.	58 35	83	H	Toledo	67 58	206	A	Bowling Green	66 62	147	A	Northern Ill.	77 62
101	A	Ohio	78 56					101	H	Ohio	64 55	202	A	Eastern Mich.	73 69
206	H	Bowling Green	92 64					111	A	Western Mich.	70 81				
221	A	Akron	77 50												
148	A	Kent St.	65 59												
19	H	Buffalo	49 64												

Non-Div I Games:

Miami (OH)

Average RPI Win:	152	WON-LOST	WINNING	LAST 10	STRENGTH OF	OPP. STRENGTH	TEAM	ADJ.	CONF.	ADJ CONF.
Average RPI Loss:	33	RECORD	PCT. RANK	GAMES	SCHEDULE	OF SCHEDULE	RPI	RPI	RPI	RPI
DIV. I ONLY	22- 9	62	5- 5	53	43	39	39	3	3	
DIV. I NON-CONF.	11- 2	22	0- 0	146	87	45	45	4	4	
-----										
TOTALS	RPI 1-25	RPI 26-50	W-L RECORDS	RPI 51-100	RPI 101-999	RPI 201+				
22- 9	3- 4	0- 2	OVERALL	6- 3	13- 0	7- 0				
14- 3	2- 2	0- 0	HOME	4- 1	8- 0	4- 0				
7- 5	1- 2	0- 2	AWAY	1- 1	5- 0	3- 0				
1- 1	0- 0	0- 0	NEUTRAL	1- 1	0- 0	0- 0				
11- 2	1- 2	0- 0	NON-CONFERENCE	1- 0	9- 0	5- 0				
8- 1	1- 1	0- 0	HOME	1- 0	6- 0	3- 0				
3- 1	0- 1	0- 0	AWAY	0- 0	3- 0	2- 0				
0- 0	0- 0	0- 0	NEUTRAL	0- 0	0- 0	0- 0				
11- 7	2- 2	0- 2	CONFERENCE	5- 3	4- 0	2- 0				
6- 2	1- 1	0- 0	HOME	3- 1	2- 0	1- 0				
4- 4	1- 1	0- 2	AWAY	1- 1	2- 0	1- 0				
1- 1	0- 0	0- 0	NEUTRAL	1- 1	0- 0	0- 0				

RPI 1-25				RPI 26-50				Team's RPI: 39				RPI 51-100				RPI 101+			
RPI	S	Opponent	Score	RPI	S	Opponent	Score	RPI	S	Opponent	Score	RPI	S	Opponent	Score	RPI	S	Opponent	Score
2	H	Notre Dame	63 83	40	A	Rutgers	56 63	53	H	Indiana	84 79	101	A	Ohio	74 61				
3	A	Louisville	49 74	41	A	Minnesota	87 93	59	A	Nebraska	69 64	109	H	George Mason	75 61				
6	A	Ohio St.	84 75					59	N	Nebraska	54 61	148	H	Kent St.	54 41				
6	H	Ohio St.	71 78					61	H	Purdue	79 81	173	A	Northwestern	80 59				
17	H	Maryland	71 65					66	A	Michigan St.	61 66	173	H	Northwestern	84 63				
22	A	Iowa	72 82					66	H	Michigan St.	74 48	189	H	Oakland	78 69				
25	H	Marquette	82 76					88	H	Liberty	74 50	203	A	Wisconsin	80 57				
								93	H	Penn St.	89 69	240	H	Illinois	86 42				
								93	N	Penn St.	77 48	241	H	North Florida	79 34				
												273	A	LIU Brooklyn	86 49				
												325	H	Fort Wayne	77 45				
												326	A	Detroit Mercy	86 50				
												333	H	Delaware St.	105 36				
-----																			
LAST 12 Division I GAMES:																			
59	N	Nebraska	54 61	40	A	Rutgers	56 63	61	H	Purdue	79 81								
93	N	Penn St.	77 48	61	H	Purdue	79 81	173	A	Northwestern	80 59								
17	H	Maryland	71 65	66	H	Michigan St.	74 48	240	H	Illinois	86 42								
41	A	Minnesota	87 93	6	A	Ohio St.	84 75												
66	A	Michigan St.	61 66																
173	H	Northwestern	84 63																

Non-Div I Games:

Mi chi gan





Average RPI Win:	223	WON-LOST	WINNING	LAST 10	STRENGTH OF	OPP. STRENGTH	TEAM	ADJ.	CONF.	ADJ CONF.
Average RPI Loss:	91	RECORD	PCT. RANK	GAMES	SCHEDULE	OF SCHEDULE	RPI	RPI	RPI	RPI
DIV. I ONLY	18- 11	101	7- 3	161	128	102	102	18	18	
DIV. I NON-CONF.	8- 5	111	0- 0	258	48	120	120	19	19	
-----										
TOTALS	RPI 1-25	RPI 26-50	W-L RECORDS	RPI 51-100	RPI 101-999	RPI 201+				
18- 11	0- 1	0- 1	OVERALL	1- 5	17- 4	11- 1				
9- 4	0- 0	0- 0	HOME	1- 2	8- 2	5- 1				
8- 6	0- 1	0- 0	AWAY	0- 3	8- 2	5- 0				
1- 1	0- 0	0- 1	NEUTRAL	0- 0	1- 0	1- 0				
8- 5	0- 1	0- 1	NON-CONFERENCE	1- 1	7- 2	5- 0				
5- 0	0- 0	0- 0	HOME	1- 0	4- 0	3- 0				
2- 4	0- 1	0- 0	AWAY	0- 1	2- 2	1- 0				
1- 1	0- 0	0- 1	NEUTRAL	0- 0	1- 0	1- 0				
10- 6	0- 0	0- 0	CONFERENCE	0- 4	10- 2	6- 1				
4- 4	0- 0	0- 0	HOME	0- 2	4- 2	2- 1				
6- 2	0- 0	0- 0	AWAY	0- 2	6- 0	4- 0				
0- 0	0- 0	0- 0	NEUTRAL	0- 0	0- 0	0- 0				

RPI 1-25				RPI 26-50				RPI 51-100				RPI 101+ Team's RPI: 102							
RPI	S	Opponent	Score	RPI	S	Opponent	Score	RPI	S	Opponent	Score	RPI	S	Opponent	Score				
3	A	Louisville	26 80	49	N	Southern California	57 72	56	A	Western Ky.	43 57	106	H	Rice	51 41				
								56	H	Western Ky.	60 76	122	A	Tulane	44 62				
								68	A	Georgia Tech	45 48	123	H	Louisiana Tech	49 66				
								79	A	UAB	58 65	150	A	Vanderbilt	65 54				
								79	H	UAB	51 59	154	A	Charlotte	54 53				
								86	H	Kentucky	62 57	154	H	Charlotte	64 45				
												161	A	Ole Miss	56 65				
												176	A	UTEP	54 45				
												179	H	Troy	73 57				
												205	H	Southern Miss.	53 61				
												223	A	Fla. Atlantic	69 65				
												224	A	UNC Asheville	72 57				
												227	H	North Texas	56 48				
												261	H	Lipscomb	72 48				
												266	A	UTSA	62 47				
												282	H	Old Dominion	65 47				
												285	N	Canisius	55 45				
												299	A	FIU	63 59				
												309	A	Marshall	73 57				
												312	H	Tennessee Tech	58 44				
												321	H	Coppin St.	69 39				
-----																			
LAST 12 Division I GAMES:																			
282	H	Old Dominion	65 47	223	A	Fla. Atlantic	69 65	123	H	Louisiana Tech	49 66								
154	A	Charlotte	54 53	154	H	Charlotte	64 45	309	A	Marshall	73 57								
79	A	UAB	58 65	205	H	Southern Miss.	53 61	227	H	North Texas	56 48								
106	H	Rice	51 41																
56	H	Western Ky.	60 76																
299	A	FIU	63 59																

Non-Div I Games:

Middle Tenn.

Loss, 
Non-Conf, S Site, H Home
A Away 
N Neutral

Average RPI Win:	225	WON-LOST	WINNING	LAST 10	STRENGTH OF	OPP. STRENGTH	TEAM	ADJ.	CONF.	ADJ CONF.
Average RPI Loss:	101	RECORD	PCT. RANK	GAMES	SCHEDULE	OF SCHEDULE	RPI	RPI	RPI	RPI
DIV. I ONLY	20- 11	90	5- 5	228	141	131	131	11	11	
DIV. I NON-CONF.	9- 3	61	0- 0	289	179	116	116	15	15	
-----										
TOTALS	RPI 1-25	RPI 26-50	W-L RECORDS	RPI 51-100	RPI 101-999	RPI 201+				
20- 11	0- 3	0- 0	OVERALL	3- 4	17- 4	12- 1				
8- 5	0- 2	0- 0	HOME	1- 1	7- 2	5- 1				
11- 4	0- 1	0- 0	AWAY	2- 2	9- 1	6- 0				
1- 2	0- 0	0- 0	NEUTRAL	0- 1	1- 1	1- 0				
9- 3	0- 1	0- 0	NON-CONFERENCE	1- 2	8- 0	7- 0				
3- 1	0- 1	0- 0	HOME	0- 0	3- 0	3- 0				
5- 1	0- 0	0- 0	AWAY	1- 1	4- 0	3- 0				
1- 1	0- 0	0- 0	NEUTRAL	0- 1	1- 0	1- 0				
11- 8	0- 2	0- 0	CONFERENCE	2- 2	9- 4	5- 1				
5- 4	0- 1	0- 0	HOME	1- 1	4- 2	2- 1				
6- 3	0- 1	0- 0	AWAY	1- 1	5- 1	3- 0				
0- 1	0- 0	0- 0	NEUTRAL	0- 0	0- 1	0- 0				

RPI 1-25				RPI 26-50				RPI 51-100				RPI 101+ Team's RPI: 131			
RPI	S	Opponent	Score	RPI	S	Opponent	Score	RPI	S	Opponent	Score	RPI	S	Opponent	Score
23	A	Green Bay	29 52					71	A	Drake	73 77	120	A	Cleveland St.	69 63
23	H	Green Bay	36 65					78	N	Houston	59 74	120	H	Cleveland St.	79 72
25	H	Marquette	68 83					80	A	IUPUI	67 60	141	A	Youngstown St.	85 86
								80	H	IUPUI	68 70	141	H	Youngstown St.	62 61
								85	A	Wright St.	51 56	141	N	Youngstown St.	58 62
								85	H	Wright St.	59 53	173	A	Northwestern	66 57
								99	A	Western Ill.	77 67	189	A	Oakland	74 62
												189	H	Oakland	75 80
												203	A	Wisconsin	67 64
												211	N	CSUN	58 50
												242	H	Illinois St.	61 59
												254	A	Northern Ky.	52 49
												254	H	Northern Ky.	57 60
												284	H	North Dakota St.	74 38
												304	H	Loyola Chicago	63 41
												325	A	Fort Wayne	60 48
												326	A	Detroit Mercy	70 61
												326	H	Detroit Mercy	90 45
												332	A	Ill.-Chicago	76 53
												332	H	Ill.-Chicago	59 44
												346	A	Chicago St.	84 59
-----															
LAST 12 Division I GAMES:															
141	N	Youngstown St.	58 62	23	H	Green Bay	36 65	254	H	Northern Ky.	57 60	85	H	Wright St.	59 53
189	H	Oakland	75 80	85	H	Wright St.	59 53	332	H	Ill.-Chicago	59 44	80	H	IUPUI	68 70
326	H	Detroit Mercy	90 45	80	A	IUPUI	67 60	326	A	Detroit Mercy	70 61				
120	A	Cleveland St.	69 63												
141	A	Youngstown St.	85 86												

Non-Div I Games:

Milwaukee

Average RPI	Win:	147	WON-LOST	WINNING	LAST 10	STRENGTH OF	OPP. STRENGTH	TEAM	ADJ.	CONF.	ADJ CONF.
Average RPI	Loss:	58	RECORD	PCT. RANK	GAMES	SCHEDULE	OF SCHEDULE	RPI	RPI	RPI	RPI
DIV. I ONLY		23- 8	49	7- 3	98	29	41	41	3	3	
DIV. I NON-CONF.		11- 2	22	0- 0	305	70	78	78	4	4	
-----											
TOTALS	RPI 1-25		RPI 26-50		W-L RECORDS	RPI 51-100		RPI 101-999		RPI 201+	
23- 8	3- 3		1- 1		OVERALL	6- 2		13- 2		10- 0	
13- 2	2- 0		1- 0		HOME	2- 2		8- 0		7- 0	
8- 5	0- 2		0- 1		AWAY	4- 0		4- 2		3- 0	
2- 1	1- 1		0- 0		NEUTRAL	0- 0		1- 0		0- 0	
11- 2	0- 0		0- 0		NON-CONFERENCE	2- 0		9- 2		7- 0	
7- 0	0- 0		0- 0		HOME	0- 0		7- 0		6- 0	
3- 2	0- 0		0- 0		AWAY	2- 0		1- 2		1- 0	
1- 0	0- 0		0- 0		NEUTRAL	0- 0		1- 0		0- 0	
12- 6	3- 3		1- 1		CONFERENCE	4- 2		4- 0		3- 0	
6- 2	2- 0		1- 0		HOME	2- 2		1- 0		1- 0	
5- 3	0- 2		0- 1		AWAY	2- 0		3- 0		2- 0	
1- 1	1- 1		0- 0		NEUTRAL	0- 0		0- 0		0- 0	

RPI	S	Opponent	Score	RPI	S	Opponent	Score	Team's RPI: 41	RPI	S	Opponent	Score	RPI	S	Opponent	Score
6	A	Ohio St.	75 91	39	H	Michigan	93 87		53	H	Indiana	70 82	105	N	Wake Forest	93 81
6	N	Ohio St.	88 90	40	A	Rutgers	70 80		59	H	Nebraska	74 79	115	A	North Carolina	83 88
17	H	Maryland	93 74						61	A	Purdue	78 74	139	H	Cal Poly	112 68
22	A	Iowa	84 92						66	H	Michigan St.	83 77	166	A	San Diego	69 72
22	H	Iowa	77 72						92	A	UNLV	79 72	173	A	Northwestern	90 63
22	N	Iowa	90 89						93	A	Penn St.	91 71	202	H	Eastern Mich.	80 56
									93	H	Penn St.	101 68	203	A	Wisconsin	71 61
									97	A	Georgetown	73 63	203	H	Wisconsin	90 65
													207	H	Lehigh	107 73
													208	H	Boston College	78 68
													228	H	Xavier	74 62
													240	A	Illinois	84 75
													246	H	UC Riverside	101 75
													281	H	VCU	108 63
													334	A	Rhode Island	82 60
-----																
LAST 12 Division I GAMES:																
6	N	Ohio St.	88 90	93	H	Penn St.	101 68		61	A	Purdue	78 74				
22	N	Iowa	90 89	22	A	Iowa	84 92		203	A	Wisconsin	71 61				
240	A	Illinois	84 75	22	H	Iowa	77 72		203	H	Wisconsin	90 65				
53	H	Indiana	70 82													
17	H	Maryland	93 74													
39	H	Michigan	93 87													

Non-Div I Games:

Minnesota

Average RPI Win:	102	WON-LOST	WINNING	LAST 10	STRENGTH OF	OPP. STRENGTH	TEAM	ADJ.	CONF.	ADJ CONF.
Average RPI Loss:	11	RECORD	PCT. RANK	GAMES	SCHEDULE	OF SCHEDULE	RPI	RPI	RPI	RPI
DIV. I ONLY	32- 1	2	9- 1	26	11	5	5	2	2	
DIV. I NON-CONF.	14- 0	1	0- 0	35	37	4	4	2	2	
-----										
TOTALS	RPI 1-25	RPI 26-50	W-L RECORDS	RPI 51-100	RPI 101-999	RPI 201+				
32- 1	7- 1	4- 0	OVERALL	10- 0	11- 0	4- 0				
16- 0	3- 0	1- 0	HOME	6- 0	6- 0	3- 0				
9- 0	2- 0	2- 0	AWAY	2- 0	3- 0	0- 0				
7- 1	2- 1	1- 0	NEUTRAL	2- 0	2- 0	1- 0				
14- 0	2- 0	2- 0	NON-CONFERENCE	5- 0	5- 0	4- 0				
8- 0	1- 0	1- 0	HOME	3- 0	3- 0	3- 0				
1- 0	0- 0	0- 0	AWAY	1- 0	0- 0	0- 0				
5- 0	1- 0	1- 0	NEUTRAL	1- 0	2- 0	1- 0				
18- 1	5- 1	2- 0	CONFERENCE	5- 0	6- 0	0- 0				
8- 0	2- 0	0- 0	HOME	3- 0	3- 0	0- 0				
8- 0	2- 0	2- 0	AWAY	1- 0	3- 0	0- 0				
2- 1	1- 1	0- 0	NEUTRAL	1- 0	0- 0	0- 0				

RPI	S	Opponent	Score	RPI	S	Opponent	Score	RPI	S	Opponent	Score	RPI	S	Opponent	Score
7	H	Oregon	90 79	26	A	Georgia	86 62	54	N	Arizona St.	65 57	146	H	Arkansas	111 69
9	A	Tennessee	71 52	28	A	LSU	83 70	58	H	Oklahoma St.	79 76	150	A	Vanderbilt	95 50
11	H	South Carolina	67 53	31	H	Virginia	68 53	74	H	Maine	83 43	161	A	Ole Miss	69 49
11	N	South Carolina	51 62	35	N	Syracuse	76 65	86	A	Kentucky	85 63	161	H	Ole Miss	76 45
15	H	Texas A&M	76 55					86	N	Kentucky	74 55	169	N	Louisiana	94 37
15	N	Texas A&M	70 55					86	N	Kentucky	81 58	175	A	Florida	98 50
23	N	Green Bay	67 46					92	A	UNLV	103 63	175	H	Florida	90 53
24	A	Missouri	57 53					94	H	Alabama	75 61	205	H	Southern Miss.	91 56
								95	H	Little Rock	86 48	212	N	Columbia	90 54
								100	H	Auburn	82 61	306	H	Georgia St.	106 50
												341	H	Mississippi Val.	112 36
LAST 12 Division I GAMES:															
11	N	South Carolina	51 62	150	A	Vanderbilt	95 50								
15	N	Texas A&M	70 55	86	H	Kentucky	74 55								
86	N	Kentucky	81 58	175	A	Florida	98 50								
86	A	Kentucky	85 63	11	H	South Carolina	67 53								
100	H	Auburn	82 61	24	A	Missouri	57 53								
15	H	Texas A&M	76 55	161	A	Ole Miss	69 49								

Non-Div I Games:

Mississippi St.

Average RPI Win:	293	WON-LOST	WINNING	LAST 10	STRENGTH OF	OPP. STRENGTH	TEAM	ADJ.	CONF.	ADJ CONF.
Average RPI Loss:	212	RECORD	PCT. RANK	GAMES	SCHEDULE	OF SCHEDULE	RPI	RPI	RPI	RPI
DIV. I ONLY	2- 28	345	1- 9	230	338	341	341	32	32	
DIV. I NON-CONF.	0- 12	337	0- 0	49	177	291	291	32	32	
-----										
TOTALS	RPI 1-25	RPI 26-50	W-L RECORDS	RPI 51-100	RPI 101-999	RPI 201+				
2- 28	0- 1	0- 1	OVERALL	0- 4	2- 22	2- 19				
1- 9	0- 0	0- 0	HOME	0- 0	1- 9	1- 8				
1- 14	0- 0	0- 0	AWAY	0- 0	1- 3	1- 2				
0- 5	0- 0	0- 1	NEUTRAL	0- 2	0- 2	0- 2				
0- 12	0- 1	0- 1	NON-CONFERENCE	0- 4	0- 6	0- 5				
0- 1	0- 0	0- 0	HOME	0- 0	0- 1	0- 1				
0- 6	0- 1	0- 0	AWAY	0- 2	0- 3	0- 2				
0- 5	0- 0	0- 1	NEUTRAL	0- 2	0- 2	0- 2				
2- 16	0- 0	0- 0	CONFERENCE	0- 0	2- 16	2- 14				
1- 8	0- 0	0- 0	HOME	0- 0	1- 8	1- 7				
1- 8	0- 0	0- 0	AWAY	0- 0	1- 8	1- 7				
0- 0	0- 0	0- 0	NEUTRAL	0- 0	0- 0	0- 0				

RPI 1-25				RPI 26-50				RPI 51-100				RPI 101+				Team's RPI: 341
RPI	S	Opponent	Score	RPI	S	Opponent	Score	RPI	S	Opponent	Score	RPI	S	Opponent	Score	
5	A	Mississippi St.	36 112	33	N	Dayton	46 65	56	A	Western Ky.	48 87	143	A	Colorado	48 85	
								66	N	Michigan St.	64 83	181	A	Southern U.	58 66	
								71	N	Drake	60 96	181	H	Southern U.	54 70	
								79	A	UAB	72 87	205	A	Southern Miss.	69 84	
												218	A	Texas Southern	39 55	
												218	H	Texas Southern	53 72	
												226	A	Grambling	55 64	
												226	H	Grambling	62 64	
												230	H	Nicholls St.	57 62	
												236	A	Prairie View	73 78	
												236	H	Prairie View	74 75	
												266	N	UTSA	55 68	
												276	N	Massachusetts	46 85	
												290	A	Alcorn	62 61	
												290	H	Alcorn	70 76	
												294	A	Murray St.	63 64	
												296	A	Jackson St.	67 68	
												296	H	Jackson St.	72 61	
												311	A	Alabama A&M	48 65	
												311	H	Alabama A&M	49 57	
												315	A	Alabama St.	41 76	
												315	H	Alabama St.	62 70	
												331	A	Ark. -Pine Bluff	64 79	
												331	H	Ark. -Pine Bluff	59 64	
-----																
LAST 12 Division I GAMES:																
331	A	Ark. -Pine Bluff	64 79	290	A	Alcorn	62 61	311	H	Alabama A&M	49 57	315	H	Alabama St.	62 70	
226	A	Grambling	55 64	226	H	Grambling	62 64	296	H	Jackson St.	72 61	236	A	Prairie View	73 78	
296	A	Jackson St.	67 68													
236	H	Prairie View	74 75													
218	H	Texas Southern	53 72													
181	A	Southern U.	58 66													

Non-Div I Games:

Mississippi Val.

Average RPI Win:	129	WON-LOST	WINNING	LAST 10	STRENGTH OF	OPP. STRENGTH	TEAM	ADJ.	CONF.	ADJ CONF.
Average RPI Loss:	24	RECORD	PCT. RANK	GAMES	SCHEDULE	OF SCHEDULE	RPI	RPI	RPI	RPI
DIV. I ONLY	24- 7	37	7- 3	43	19	24	24	2	2	
DIV. I NON-CONF.	12- 1	6	0- 0	82	61	15	15	2	2	
-----										
TOTALS	RPI 1-25	RPI 26-50	W-L RECORDS	RPI 51-100	RPI 101-999	RPI 201+				
24- 7	2- 3	2- 3	OVERALL	7- 1	13- 0	4- 0				
12- 2	2- 1	0- 1	HOME	3- 0	7- 0	2- 0				
7- 3	0- 2	1- 1	AWAY	3- 0	3- 0	0- 0				
5- 2	0- 0	1- 1	NEUTRAL	1- 1	3- 0	2- 0				
12- 1	0- 0	2- 0	NON-CONFERENCE	4- 1	6- 0	4- 0				
6- 0	0- 0	0- 0	HOME	2- 0	4- 0	2- 0				
2- 0	0- 0	1- 0	AWAY	1- 0	0- 0	0- 0				
4- 1	0- 0	1- 0	NEUTRAL	1- 1	2- 0	2- 0				
12- 6	2- 3	0- 3	CONFERENCE	3- 0	7- 0	0- 0				
6- 2	2- 1	0- 1	HOME	1- 0	3- 0	0- 0				
5- 3	0- 2	0- 1	AWAY	2- 0	3- 0	0- 0				
1- 1	0- 0	0- 1	NEUTRAL	0- 0	1- 0	0- 0				

RPI	S	Opponent	Score	RPI	S	Opponent	Score	RPI	S	Opponent	Score	RPI	S	Opponent	Score
5	H	Mississippi St.	53 57	26	A	Georgia	50 62	53	N	Indiana	75 55	119	H	Saint Louis	70 58
9	H	Tennessee	77 73	26	N	Georgia	41 55	56	N	Western Ky.	76 79	146	A	Arkansas	84 58
11	A	South Carolina	54 64	28	H	LSU	65 69	85	H	Wright St.	82 80	146	H	Arkansas	88 54
11	H	South Carolina	83 74	37	N	Quinnipiac	66 51	86	H	Kentucky	83 78	150	A	Vanderbilt	81 70
15	A	Texas A&M	63 82	43	A	California	55 52	91	H	Kansas St.	73 59	150	H	Vanderbilt	83 68
								94	A	Alabama	62 56	161	A	Ole Miss	67 48
								96	A	Missouri St.	69 59	161	N	Ole Miss	59 50
								100	A	Auburn	59 51	163	H	SIUE	78 48
												175	H	Florida	66 64
												222	H	New Orleans	81 45
												228	N	Xavier	74 48
												240	H	Illinois	72 55
												321	N	Coppin St.	73 50
-----															
LAST 12 Division I GAMES:															
26	N	Georgia	41 55	146	A	Arkansas	84 58								
161	N	Ole Miss	59 50	86	H	Kentucky	83 78								
15	A	Texas A&M	63 82	175	H	Florida	66 64								
150	H	Vanderbilt	83 68	5	H	Mississippi St.	53 57								
9	H	Tennessee	77 73	11	A	South Carolina	54 64								
100	A	Auburn	59 51	26	A	Georgia	50 62								

Non-Div I Games:

Missouri

Average RPI Win:	243	WON-LOST	WINNING	LAST 10	STRENGTH OF	OPP. STRENGTH	TEAM	ADJ.	CONF.	ADJ CONF.
Average RPI Loss:	78	RECORD	PCT. RANK	GAMES	SCHEDULE	OF SCHEDULE	RPI	RPI	RPI	RPI
DIV. I ONLY	18- 10	93	8- 2	143	209	96	96	24	24	
DIV. I NON-CONF.	3- 7	254	0- 0	12	42	152	152	21	21	
<hr/>										
TOTALS	RPI 1-25	RPI 26-50	W-L RECORDS	RPI 51-100	RPI 101-999	RPI 201+				
18- 10	0- 2	0- 1	OVERALL	0- 5	18- 2	12- 0				
11- 2	0- 1	0- 0	HOME	0- 1	11- 0	6- 0				
7- 6	0- 0	0- 1	AWAY	0- 3	7- 2	6- 0				
0- 2	0- 1	0- 0	NEUTRAL	0- 1	0- 0	0- 0				
3- 7	0- 2	0- 1	NON-CONFERENCE	0- 3	3- 1	0- 0				
3- 1	0- 1	0- 0	HOME	0- 0	3- 0	0- 0				
0- 4	0- 0	0- 1	AWAY	0- 2	0- 1	0- 0				
0- 2	0- 1	0- 0	NEUTRAL	0- 1	0- 0	0- 0				
15- 3	0- 0	0- 0	CONFERENCE	0- 2	15- 1	12- 0				
8- 1	0- 0	0- 0	HOME	0- 1	8- 0	6- 0				
7- 2	0- 0	0- 0	AWAY	0- 1	7- 1	6- 0				
0- 0	0- 0	0- 0	NEUTRAL	0- 0	0- 0	0- 0				

RPI 1-25				RPI 26-50				RPI 51-100 Team's RPI: 96				RPI 101+			
RPI	S	Opponent	Score	RPI	S	Opponent	Score	RPI	S	Opponent	Score	RPI	S	Opponent	Score
4	N	Baylor	58 100	38	A	Bail St.	58 70	62	N	Penn	60 65	135	A	UNI	57 52
24	H	Missouri	59 69					71	A	Drake	65 84	135	H	UNI	62 52
								71	H	Drake	68 80	149	A	Wichi ta St.	58 72
								94	A	Alabama	61 65	149	H	Wichi ta St.	94 71
								95	A	Little Rock	51 63	171	A	Southern Ill.	69 71
												171	H	Southern Ill.	79 61
												172	H	Oral Roberts	76 66
												173	H	Northwestern	90 59
												242	A	Illinois St.	56 50
												242	H	Illinois St.	75 58
												259	A	Indiana St.	77 63
												259	H	Indiana St.	69 56
												267	A	Bradley	71 65
												267	H	Bradley	74 54
												298	A	Valparaiso	66 60
												298	H	Valparaiso	83 60
												304	A	Loyola Chicago	69 58
												304	H	Loyola Chicago	75 36
												349	A	Evansville	95 65
												349	H	Evansville	97 51
<hr/>															
LAST 12 Division I GAMES:															
259	H	Indiana St.	69 56	267	H	Bradley	74 54								
349	H	Evansville	97 51	71	A	Drake	65 84								
171	H	Southern Ill.	79 61	135	A	UNI	57 52								
298	A	Valparaiso	66 60	171	A	Southern Ill.	69 71								
304	A	Loyola Chicago	69 58	304	H	Loyola Chicago	75 36								
242	H	Illinois St.	75 58	298	H	Valparaiso	83 60								

Non-Div I Games: Central Mo. 62 36

Missouri St.

Average RPI Win:	283	WON-LOST	WINNING	LAST 10	STRENGTH OF	OPP. STRENGTH	TEAM	ADJ.	CONF.	ADJ CONF.
Average RPI Loss:	167	RECORD	PCT. RANK	GAMES	SCHEDULE	OF SCHEDULE	RPI	RPI	RPI	RPI
DIV. I ONLY	10- 21	268	4- 6	213	298	283	283	28	28	
DIV. I NON-CONF.	2- 9	295	0- 0	51	290	249	249	25	25	
TOTALS	RPI 1-25	RPI 26-50	W-L RECORDS	RPI 51-100	RPI 101-999	RPI 201+				
10- 21	0- 0	0- 3	OVERALL	0- 5	10- 13	10- 8				
7- 7	0- 0	0- 1	HOME	0- 3	7- 3	7- 2				
1- 13	0- 0	0- 1	AWAY	0- 2	1- 10	1- 6				
2- 1	0- 0	0- 1	NEUTRAL	0- 0	2- 0	2- 0				
2- 9	0- 0	0- 0	NON-CONFERENCE	0- 5	2- 4	2- 2				
1- 4	0- 0	0- 0	HOME	0- 3	1- 1	1- 1				
0- 5	0- 0	0- 0	AWAY	0- 2	0- 3	0- 1				
1- 0	0- 0	0- 0	NEUTRAL	0- 0	1- 0	1- 0				
8- 12	0- 0	0- 3	CONFERENCE	0- 0	8- 9	8- 6				
6- 3	0- 0	0- 1	HOME	0- 0	6- 2	6- 1				
1- 8	0- 0	0- 1	AWAY	0- 0	1- 7	1- 5				
1- 1	0- 0	0- 1	NEUTRAL	0- 0	1- 0	1- 0				

RPI S Opponent	Score	RPI S Opponent	Score	RPI S Opponent	Score	RPI S Opponent	Score
37 A Qui nni pi ac	57 77	37 H Qui nni pi ac	55 76	67 H Virginia Tech	34 84	132 A Robert Morris	38 56
37 N Qui nni pi ac	44 83	37 N Qui nni pi ac	44 83	75 H George Washington	45 59	158 A Marist	46 69
				76 A Navy	49 73	158 H Marist	57 85
				82 H Albany (NY)	44 68	164 A Clemson	54 57
				98 A Jacksonv ille	65 74	197 A Si ena	41 44
						207 H Lehi gh	57 75
						233 A Ni agara	65 68
						233 H Ni agara	65 63
						241 N North Florida	67 57
						250 H Ri der	63 56
						252 H Sacred Heart	69 64
						262 A Manhattan	53 63
						262 H Manhattan	63 59
						275 A Fai rfi eld	55 61
						275 H Fai rfi eld	73 65
						285 A Cani si us	50 62
						285 H Cani si us	48 60
						285 N Cani si us	61 58
						286 A Fai rlei gh Di cki nson	61 78
						342 A I ona	62 56
						342 H I ona	68 56
						347 A Saint Peter's	47 67
						347 H Saint Peter's	51 44
LAST 12 Di vi si on I GAMES:							
37 N Qui nni pi ac	44 83	262 H Manhattan	63 59				
285 N Cani si us	61 58	233 H Ni agara	65 63				
37 A Qui nni pi ac	57 77	158 H Marist	57 85				
275 H Fai rfi eld	73 65	197 A Si ena	41 44				
233 A Ni agara	65 68	250 H Ri der	63 56				
285 A Cani si us	50 62	262 A Manhattan	53 63				

Non-Di v I Games:

Monmouth



Average RPI Win:	252	WON-LOST	WINNING	LAST 10	STRENGTH OF	OPP. STRENGTH	TEAM	ADJ.	CONF.	ADJ CONF.
Average RPI Loss:	131	RECORD	PCT. RANK	GAMES	SCHEDULE	OF SCHEDULE	RPI	RPI	RPI	RPI
DIV. I ONLY	13- 16	214	3- 7	238	159	237	237	19	19	
DIV. I NON-CONF.	3- 7	254	0- 0	102	167	257	257	13	13	
-----										
TOTALS	RPI 1-25	RPI 26-50	W-L RECORDS	RPI 51-100	RPI 101-999	RPI 201+				
13- 16	0- 1	0- 3	OVERALL	0- 2	13- 10	9- 4				
9- 6	0- 0	0- 2	HOME	0- 1	9- 3	6- 1				
3- 8	0- 0	0- 1	AWAY	0- 1	3- 6	2- 2				
1- 2	0- 1	0- 0	NEUTRAL	0- 0	1- 1	1- 1				
3- 7	0- 1	0- 1	NON-CONFERENCE	0- 2	3- 3	2- 2				
3- 3	0- 0	0- 1	HOME	0- 1	3- 1	2- 1				
0- 2	0- 0	0- 0	AWAY	0- 1	0- 1	0- 0				
0- 2	0- 1	0- 0	NEUTRAL	0- 0	0- 1	0- 1				
10- 9	0- 0	0- 2	CONFERENCE	0- 0	10- 7	7- 2				
6- 3	0- 0	0- 1	HOME	0- 0	6- 2	4- 0				
3- 6	0- 0	0- 1	AWAY	0- 0	3- 5	2- 2				
1- 0	0- 0	0- 0	NEUTRAL	0- 0	1- 0	1- 0				

RPI 1-25				RPI 26-50				RPI 51-100				RPI 101+ Team's RPI: 237			
RPI	S	Opponent	Score	RPI	S	Opponent	Score	RPI	S	Opponent	Score	RPI	S	Opponent	Score
25	N	Marquette	68 87	32	H	Gonzaga	55 70	69	A	Wyoming	62 67	114	H	SFA	60 52
				36	A	Northern Colo.	50 68	86	H	Kentucky	54 71	126	A	Portland St.	53 70
				36	H	Northern Colo.	58 64					126	H	Portland St.	69 53
												140	H	Eastern Wash.	72 75
												142	A	Fresno St.	58 61
												145	A	Weber St.	73 89
												151	H	Idaho	56 67
												153	A	Idaho St.	60 72
												200	A	North Dakota	54 43
												200	H	North Dakota	53 51
												204	A	Montana St.	64 81
												204	H	Montana St.	87 63
												217	H	Seattle U	64 78
												259	N	Indiana St.	45 57
												274	A	Sacramento St.	64 79
												274	H	Sacramento St.	68 59
												274	N	Sacramento St.	87 80
												301	H	Long Beach St.	67 60
												305	A	Northern Ariz.	69 52
												305	H	Northern Ariz.	70 62
												319	H	Cal St. Fullerton	68 47
												328	A	Southern Utah	74 65
												328	H	Southern Utah	81 71
-----															
LAST 12 Division I GAMES:															
				274	N	Sacramento St.	87 80	274	A	Sacramento St.	64 79				
				153	A	Idaho St.	60 72	126	A	Portland St.	53 70				
				145	A	Weber St.	73 89	200	H	North Dakota	53 51				
				204	H	Montana St.	87 63	36	H	Northern Colo.	58 64				
				151	H	Idaho	56 67	305	A	Northern Ariz.	69 52				
				140	H	Eastern Wash.	72 75	328	A	Southern Utah	74 65				

Non-Div I Games: Rocky Mountain 54 38

Montana

Average RPI Win:	233	WON-LOST	WINNING	LAST 10	STRENGTH OF	OPP. STRENGTH	TEAM	ADJ.	CONF.	ADJ CONF.
Average RPI Loss:	158	RECORD	PCT. RANK	GAMES	SCHEDULE	OF SCHEDULE	RPI	RPI	RPI	RPI
DIV. I ONLY	14- 14	175	4- 6	286	168	204	204	19	19	
DIV. I NON-CONF.	4- 5	202	0- 0	206	246	184	184	13	13	
-----										
TOTALS	RPI 1-25	RPI 26-50	W-L RECORDS	RPI 51-100	RPI 101-999	RPI 201+				
14- 14	0- 0	0- 3	OVERALL	1- 0	13- 11	8- 4				
8- 3	0- 0	0- 1	HOME	1- 0	7- 2	4- 0				
4- 10	0- 0	0- 2	AWAY	0- 0	4- 8	3- 4				
2- 1	0- 0	0- 0	NEUTRAL	0- 0	2- 1	1- 0				
4- 5	0- 0	0- 1	NON-CONFERENCE	1- 0	3- 4	2- 2				
2- 0	0- 0	0- 0	HOME	1- 0	1- 0	0- 0				
1- 4	0- 0	0- 1	AWAY	0- 0	1- 3	1- 2				
1- 1	0- 0	0- 0	NEUTRAL	0- 0	1- 1	1- 0				
10- 9	0- 0	0- 2	CONFERENCE	0- 0	10- 7	6- 2				
6- 3	0- 0	0- 1	HOME	0- 0	6- 2	4- 0				
3- 6	0- 0	0- 1	AWAY	0- 0	3- 5	2- 2				
1- 0	0- 0	0- 0	NEUTRAL	0- 0	1- 0	0- 0				

RPI S Opponent	Score	RPI S Opponent	Score	RPI S Opponent	Score	RPI S Opponent	Score	Team's RPI: 204
36 A Northern Colo.	69 82	69 H Wyoming	50 46	114 H SFA	59 54	126 A Portland St.	53 62	
36 H Northern Colo.	63 78			126 H Portland St.	60 69	140 H Eastern Wash.	77 74	
49 A Southern California	47 98			145 A Weber St.	69 85	151 H Idaho	77 95	
				153 A Idaho St.	61 60	155 A BYU	54 75	
				180 N Nevada	53 67	200 A North Dakota	70 79	
				200 H North Dakota	72 56	200 N North Dakota	68 58	
				237 A Montana	63 87	237 H Montana	81 64	
				244 A Omaha	53 64	256 A Hawaii	75 81	
				274 A Sacramento St.	77 88	274 H Sacramento St.	85 50	
				301 A Long Beach St.	62 51	305 A Northern Ariz.	78 56	
				305 H Northern Ariz.	81 39	314 N Utah St.	64 52	
				328 A Southern Utah	63 57	328 H Southern Utah	91 71	
				328 H Southern Utah	91 71			
LAST 12 Division I GAMES:								
200 N North Dakota	68 58	126 A Portland St.	53 62	274 A Sacramento St.	77 88			
145 A Weber St.	69 85	36 H Northern Colo.	63 78	200 H North Dakota	72 56			
153 A Idaho St.	61 60	328 A Southern Utah	63 57	305 A Northern Ariz.	78 56			
237 A Montana	63 87							
140 H Eastern Wash.	77 74							
151 H Idaho	77 95							

Non-Div I Games: Mont. St. Billings 67 47 Providence (MT) 66 31

Montana St.

Average RPI Win: 275		WON-LOST RECORD		WINNING PCT. RANK		LAST 10 GAMES		STRENGTH OF SCHEDULE		OPP. STRENGTH OF SCHEDULE		TEAM RPI		ADJ. RPI		CONF. RPI		ADJ. CONF. RPI	
Average RPI Loss: 154																			
DIV. I ONLY		19- 11		97		6- 4		330		271		191		191		25		25	
DIV. I NON-CONF.		7- 4		102		0- 0		337		294		218		218		27		27	
TOTALS		RPI 1-25		RPI 26-50		W-L RECORDS		RPI 51-100		RPI 101-999		RPI 201+							
19- 11		0- 0		0- 0		OVERALL		0- 4		19- 7		16- 3							
8- 5		0- 0		0- 0		HOME		0- 1		8- 4		6- 2							
11- 5		0- 0		0- 0		AWAY		0- 0		11- 0		10- 0							
0- 1		0- 0		0- 0		NEUTRAL		0- 0		0- 1		0- 0							
7- 4		0- 0		0- 0		NON-CONFERENCE		0- 2		7- 2		6- 2							
2- 2		0- 0		0- 0		HOME		0- 0		2- 2		1- 2							
5- 2		0- 0		0- 0		AWAY		0- 2		5- 0		5- 0							
0- 0		0- 0		0- 0		NEUTRAL		0- 0		0- 0		0- 0							
12- 7		0- 0		0- 0		CONFERENCE		0- 2		12- 5		10- 1							
6- 3		0- 0		0- 0		HOME		0- 1		6- 2		5- 0							
6- 3		0- 0		0- 0		AWAY		0- 1		6- 2		5- 1							
0- 1		0- 0		0- 0		NEUTRAL		0- 0		0- 1		0- 0							

[illegible]

Non-Div I Games:	Brescia	120	41	Ky. Christian	115	39
------------------	---------	-----	----	---------------	-----	----

Morehead St.

Loss, Non-Conf, S Site, H Home A Away N Neutral

Average RPI Win: 312  
Average RPI Loss: 186

WON-LOST  
RECORD

WINNING  
PCT. RANK

LAST 10  
GAMES

STRENGTH OF  
SCHEDULE

OPP. STRENGTH  
OF SCHEDULE

TEAM  
RPI

ADJ.  
RPI

CONF.  
RPI

ADJ CONF.  
RPI

DIV. I ONLY	14- 14	175	6- 4	347	297	270	270	30	30
DIV. I NON-CONF.	5- 6	187	0- 0	277	176	201	201	30	30
-----									
TOTALS	RPI 1-25	RPI 26-50	W-L RECORDS	RPI 51-100	RPI 101-999	RPI 201+			
14- 14	0- 1	0- 2	OVERALL	0- 1	14- 10	14- 6			
8- 3	0- 0	0- 0	HOME	0- 0	8- 3	8- 2			
5- 10	0- 0	0- 0	AWAY	0- 0	5- 0	5- 0			
1- 1	0- 1	0- 0	NEUTRAL	0- 0	1- 0	1- 0			
5- 6	0- 1	0- 2	NON-CONFERENCE	0- 1	5- 2	5- 1			
3- 0	0- 0	0- 0	HOME	0- 0	3- 0	3- 0			
2- 5	0- 0	0- 2	AWAY	0- 1	2- 2	2- 1			
0- 1	0- 1	0- 0	NEUTRAL	0- 0	0- 0	0- 0			
9- 8	0- 0	0- 0	CONFERENCE	0- 0	9- 8	9- 5			
5- 3	0- 0	0- 0	HOME	0- 0	5- 3	5- 2			
3- 5	0- 0	0- 0	AWAY	0- 0	3- 5	3- 3			
1- 0	0- 0	0- 0	NEUTRAL	0- 0	1- 0	1- 0			

RPI 1-25				RPI 26-50				RPI 51-100				RPI 101+				Team's RPI: 270
RPI	S	Opponent	Score	RPI	S	Opponent	Score	RPI	S	Opponent	Score	RPI	S	Opponent	Score	
22	N	Iowa	46 90	33	A	Dayton	52 88	64	A	West Virginia	41 84	103	A	Colorado St.	44 60	
				35	A	Syracuse	68 95					124	H	Bethune-Cookman	57 64	
												165	A	N. C. A&T	60 67	
												178	A	Hampton	60 63	
												213	A	Norfolk St.	55 53	
												268	H	UMES	63 50	
												269	H	Howard	61 68	
												291	H	Mt. St. Mary's	75 67	
												292	A	Central Conn. St.	61 41	
												299	H	FIU	62 51	
												309	A	Marshall	68 73	
												318	H	South Carolina St.	65 55	
												320	A	N. C. Central	57 60	
												321	A	Coppin St.	53 55	
												321	H	Coppin St.	73 59	
												321	N	Coppin St.	58 51	
												333	A	Delaware St.	56 60	
												333	H	Delaware St.	54 62	
												337	A	Florida A&M	59 44	
												337	H	Florida A&M	61 56	
												339	H	NJIT	55 43	
												340	A	Savannah St.	70 41	
												340	H	Savannah St.	73 67	
												348	A	UMass Lowell	65 59	
LAST 12 Division I GAMES:																
				321	N	Coppin St.	58 51	340	A	Savannah St.	70 41					
				333	A	Delaware St.	56 60	269	H	Howard	61 68					
				321	H	Coppin St.	73 59	213	A	Norfolk St.	55 53					
				178	A	Hampton	60 63	318	H	South Carolina St.	65 55					
				124	H	Bethune-Cookman	57 64	333	H	Delaware St.	54 62					
				337	A	Florida A&M	59 44	321	A	Coppin St.	53 55					

Non-Div I Games: Cheyney 123 53 Lincoln (PA) 60 41

Morgan St.

Loss, Non-Conf, S Site, H Home A Away N Neutral

Average RPI Win:	281	WON-LOST	WINNING	LAST 10	STRENGTH OF	OPP. STRENGTH	TEAM	ADJ.	CONF.	ADJ CONF.
Average RPI Loss:	213	RECORD	PCT. RANK	GAMES	SCHEDULE	OF SCHEDULE	RPI	RPI	RPI	RPI
DIV. I ONLY	9- 20	271	3- 7	280	314	291	291	29	29	
DIV. I NON-CONF.	3- 8	268	0- 0	228	247	264	264	29	29	
-----										
TOTALS	RPI 1-25	RPI 26-50	W-L RECORDS	RPI 51-100	RPI 101-999	RPI 201+				
9- 20	0- 2	0- 0	OVERALL	0- 0	9- 18	9- 14				
5- 7	0- 0	0- 0	HOME	0- 0	5- 7	5- 5				
4- 13	0- 0	0- 0	AWAY	0- 0	4- 0	4- 0				
0- 0	0- 0	0- 0	NEUTRAL	0- 0	0- 0	0- 0				
3- 8	0- 2	0- 0	NON-CONFERENCE	0- 0	3- 6	3- 6				
2- 1	0- 0	0- 0	HOME	0- 0	2- 1	2- 1				
1- 7	0- 2	0- 0	AWAY	0- 0	1- 5	1- 5				
0- 0	0- 0	0- 0	NEUTRAL	0- 0	0- 0	0- 0				
6- 12	0- 0	0- 0	CONFERENCE	0- 0	6- 12	6- 8				
3- 6	0- 0	0- 0	HOME	0- 0	3- 6	3- 4				
3- 6	0- 0	0- 0	AWAY	0- 0	3- 6	3- 4				
0- 0	0- 0	0- 0	NEUTRAL	0- 0	0- 0	0- 0				

RPI 1-25				RPI 26-50				RPI 51-100				RPI 101+				Team's RPI: 291
RPI	S	Opponent	Score	RPI	S	Opponent	Score	RPI	S	Opponent	Score	RPI	S	Opponent	Score	
2	A	Notre Dame	65 121									118	A	Saint Francis (PA)	88 92	
17	A	Maryland	57 97									118	H	Saint Francis (PA)	69 79	
												132	A	Robert Morris	54 66	
												132	H	Robert Morris	68 77	
												207	A	Lehigh	71 75	
												228	A	Xavier	45 66	
												229	H	Gardner-Webb	67 75	
												234	H	Loyola Maryland	71 63	
												250	H	Rider	82 78	
												252	A	Sacred Heart	44 56	
												252	H	Sacred Heart	52 82	
												265	A	St. Francis Brooklyn	73 82	
												265	H	St. Francis Brooklyn	56 75	
												268	A	UMES	66 63	
												270	A	Morgan St.	67 75	
												273	A	LIU Brooklyn	48 53	
												273	H	LIU Brooklyn	59 61	
												275	A	Fairfield	65 76	
												286	A	Fairleigh Dickinson	55 53	
												286	H	Fairleigh Dickinson	55 52	
												292	A	Central Conn. St.	68 56	
												292	H	Central Conn. St.	76 56	
												295	A	Bryant	68 63	
												295	H	Bryant	64 67	
												321	A	Coppin St.	54 68	
												329	A	Wagner	68 69	
												329	H	Wagner	79 56	
-----																
LAST 12 Division I GAMES:																
				132	A	Robert Morris	54 66					286	A	Fairleigh Dickinson	55 53	
				118	H	Saint Francis (PA)	69 79					265	H	St. Francis Brooklyn	56 75	
				329	A	Wagner	68 69					273	H	LIU Brooklyn	59 61	
				292	H	Central Conn. St.	76 56					329	H	Wagner	79 56	
				295	H	Bryant	64 67					132	H	Robert Morris	68 77	
				252	A	Sacred Heart	44 56					118	A	Saint Francis (PA)	88 92	

Non-Div I Games:

Mt. St. Mary's

Average RPI Win: 302		WON-LOST RECORD		WINNING PCT. RANK		LAST 10 GAMES		STRENGTH OF SCHEDULE		OPP. STRENGTH OF SCHEDULE		TEAM RPI		ADJ. RPI		CONF. RPI		ADJ. CONF. RPI	
Average RPI Loss: 171		10- 19		252		4- 6		312		262		294		294		25		25	
DIV. I ONLY		10- 19		252		4- 6		312		262		294		294		25		25	
DIV. I NON-CONF.		3- 7		254		0- 0		320		210		307		307		27		27	
TOTALS		RPI 1-25		RPI 26-50		W-L RECORDS		RPI 51-100		RPI 101-999		RPI 201+							
10- 19		0- 1		0- 0		OVERALL		0- 3		10- 15		10- 6							
6- 7		0- 0		0- 0		HOME		0- 0		6- 7		6- 1							
4- 11		0- 1		0- 0		AWAY		0- 2		4- 8		4- 5							
0- 1		0- 0		0- 0		NEUTRAL		0- 1		0- 0		0- 0							
3- 7		0- 1		0- 0		NON-CONFERENCE		0- 1		3- 5		3- 3							
2- 2		0- 0		0- 0		HOME		0- 0		2- 2		2- 0							
1- 5		0- 1		0- 0		AWAY		0- 1		1- 3		1- 3							
0- 0		0- 0		0- 0		NEUTRAL		0- 0		0- 0		0- 0							
7- 12		0- 0		0- 0		CONFERENCE		0- 2		7- 10		7- 3							
4- 5		0- 0		0- 0		HOME		0- 0		4- 5		4- 1							
3- 6		0- 0		0- 0		AWAY		0- 1		3- 5		3- 2							
0- 1		0- 0		0- 0		NEUTRAL		0- 1		0- 0		0- 0							

RPI 1-25				RPI 26-50				RPI 51-100				RPI 101+				Team's RPI: 294	
RPI	S	Opponent	Score	RPI	S	Opponent	Score	RPI	S	Opponent	Score	RPI	S	Opponent	Score		
3	A	Louisville	51 115					57	A	Belmont	65 70	110	H	ETSU	68 96		
								57	N	Belmont	64 88	128	H	Butler	59 88		
								94	A	Alabama	47 68	159	A	UT Martin	67 85		
												159	H	UT Martin	80 97		
												162	A	Jacksonville St.	65 97		
												162	H	Jacksonville St.	55 59		
												163	A	SIUE	68 77		
												163	H	SIUE	70 75		
												191	H	Morehead St.	80 82		
												216	A	UNCG	63 52		
												232	A	Southeast Mo. St.	70 80		
												232	H	Southeast Mo. St.	74 85		
												248	A	Austin Peay	69 75		
												248	H	Austin Peay	91 65		
												254	H	Northern Ky.	98 87		
												261	A	Lipscomb	64 65		
												311	A	Alabama A&M	54 71		
												312	A	Tennessee Tech	72 63		
												312	H	Tennessee Tech	80 73		
												316	H	Eastern Ky.	75 68		
												330	A	Tennessee St.	85 73		
												341	H	Mississippi Val.	64 63		
												345	A	Eastern Ill.	70 63		
												345	H	Eastern Ill.	72 61		
												349	A	Evansville	81 89		
LAST 12 Division I GAMES:																	
				57	N	Belmont	64 88	248	H	Austin Peay	91 65						
				248	A	Austin Peay	69 75	159	A	UT Martin	67 85						
				345	A	Eastern Ill.	70 63	232	A	Southeast Mo. St.	70 80						
				312	H	Tennessee Tech	80 73	316	H	Eastern Ky.	75 68						
				162	H	Jacksonville St.	55 59	191	H	Morehead St.	80 82						
				163	A	SIUE	68 77	330	A	Tennessee St.	85 73						

Murray St.

Average RPI Win:	289	WON-LOST	WINNING	LAST 10	STRENGTH OF	OPP. STRENGTH	TEAM	ADJ.	CONF.	ADJ CONF.
Average RPI Loss:	92	RECORD	PCT. RANK	GAMES	SCHEDULE	OF SCHEDULE	RPI	RPI	RPI	RPI
DIV. I ONLY	18- 8	65	9- 1	318	269	165	165	30	30	
DIV. I NON-CONF.	3- 7	254	0- 0	189	53	269	269	30	30	
-----										
TOTALS	RPI 1-25	RPI 26-50	W-L RECORDS	RPI 51-100	RPI 101-999	RPI 201+				
18- 8	0- 0	0- 2	OVERALL	0- 3	18- 3	17- 0				
10- 3	0- 0	0- 2	HOME	0- 0	10- 1	10- 0				
8- 3	0- 0	0- 0	AWAY	0- 1	8- 2	7- 0				
0- 2	0- 0	0- 0	NEUTRAL	0- 2	0- 0	0- 0				
3- 7	0- 0	0- 2	NON-CONFERENCE	0- 3	3- 2	3- 0				
3- 2	0- 0	0- 2	HOME	0- 0	3- 0	3- 0				
0- 3	0- 0	0- 0	AWAY	0- 1	0- 2	0- 0				
0- 2	0- 0	0- 0	NEUTRAL	0- 2	0- 0	0- 0				
15- 1	0- 0	0- 0	CONFERENCE	0- 0	15- 1	14- 0				
7- 1	0- 0	0- 0	HOME	0- 0	7- 1	7- 0				
8- 0	0- 0	0- 0	AWAY	0- 0	8- 0	7- 0				
0- 0	0- 0	0- 0	NEUTRAL	0- 0	0- 0	0- 0				

RPI 1-25				RPI 26-50				RPI 51-100				RPI 101+ Team's RPI: 165			
RPI	S	Opponent	Score	RPI	S	Opponent	Score	RPI	S	Opponent	Score	RPI	S	Opponent	Score
26	H	Georgia	63 73	52	N	Harvard	60 64	101	A	Ohio	65 72				
45	H	Elon	59 90	73	N	Duquesne	60 73	124	A	Bethune-Cookman	62 55				
				100	A	Auburn	53 63	159	A	UT Martin	63 76				
								178	H	Hampton	51 63				
								213	H	Norfolk St.	53 51				
								260	H	Appalachian St.	81 56				
								268	A	UMES	57 45				
								268	H	UMES	65 60				
								269	A	Howard	76 68				
								269	H	Howard	91 53				
								270	H	Morgan St.	67 60				
								306	H	Western Caro.	68 59				
								318	A	South Carolina St.	74 54				
								320	A	N.C. Central	60 57				
								320	H	N.C. Central	67 54				
								321	H	Coppin St.	64 63				
								327	H	Ga. Southern	60 49				
								333	A	Delaware St.	66 48				
								333	H	Delaware St.	75 55				
								337	A	Florida A&M	73 52				
								340	A	Savannah St.	69 44				
LAST 12 Division I GAMES:															
320	A	N.C. Central	60 57	318	A	South Carolina St.	74 54								
124	A	Bethune-Cookman	62 55	333	H	Delaware St.	75 55								
337	A	Florida A&M	73 52	178	H	Hampton	51 63								
268	H	UMES	65 60	213	H	Norfolk St.	53 51								
269	H	Howard	91 53	320	H	N.C. Central	67 54								
340	A	Savannah St.	69 44	269	A	Howard	76 68								

Non-Div I Games: Saint Augustine's 94 42 St. Andrews 90 40

N. C. A&T

Average RPI Win:	316	WON-LOST	WINNING	LAST 10	STRENGTH OF	OPP. STRENGTH	TEAM	ADJ.	CONF.	ADJ CONF.
Average RPI Loss:	209	RECORD	PCT. RANK	GAMES	SCHEDULE	OF SCHEDULE	RPI	RPI	RPI	RPI
DIV. I ONLY	8- 21	279	4- 6	317	337	320	320	30	30	
DIV. I NON-CONF.	1- 11	331	0- 0	254	293	339	339	30	30	
-----										
TOTALS	RPI 1-25	RPI 26-50	W-L RECORDS	RPI 51-100	RPI 101-999	RPI 201+				
8- 21	0- 0	0- 2	OVERALL	0- 0	8- 19	8- 12				
5- 6	0- 0	0- 1	HOME	0- 0	5- 5	5- 3				
3- 14	0- 0	0- 1	AWAY	0- 0	3- 13	3- 8				
0- 1	0- 0	0- 0	NEUTRAL	0- 0	0- 1	0- 1				
1- 11	0- 0	0- 2	NON-CONFERENCE	0- 0	1- 9	1- 6				
1- 2	0- 0	0- 1	HOME	0- 0	1- 1	1- 1				
0- 9	0- 0	0- 1	AWAY	0- 0	0- 8	0- 5				
0- 0	0- 0	0- 0	NEUTRAL	0- 0	0- 0	0- 0				
7- 10	0- 0	0- 0	CONFERENCE	0- 0	7- 10	7- 6				
4- 4	0- 0	0- 0	HOME	0- 0	4- 4	4- 2				
3- 5	0- 0	0- 0	AWAY	0- 0	3- 5	3- 3				
0- 1	0- 0	0- 0	NEUTRAL	0- 0	0- 1	0- 1				

RPI 1-25				RPI 26-50				RPI 51-100				RPI 101+ Team's RPI: 320			
RPI	S	Opponent	Score	RPI	S	Opponent	Score	RPI	S	Opponent	Score	RPI	S	Opponent	Score
				42	H	Oregon St.	44 97					103	A	Colorado St.	48 85
				45	A	Elon	50 78					108	A	Iowa St.	58 99
												124	A	Bethune-Cookman	47 57
												165	A	N. C. A&T	54 67
												165	H	N. C. A&T	57 60
												178	H	Hampton	53 62
												193	A	East Carolina	61 73
												213	H	Norfolk St.	60 75
												220	A	Coastal Caro.	65 68
												245	A	Presbyterian	60 69
												255	H	Campbell	51 58
												258	A	UNCW	63 89
												268	A	UMES	73 84
												268	H	UMES	69 80
												269	A	Howard	54 69
												269	H	Howard	78 77
												270	H	Morgan St.	60 57
												302	A	USC Upstate	61 66
												303	A	Wofford	56 77
												318	A	South Carolina St.	81 63
												318	N	South Carolina St.	67 76
												321	H	Coppin St.	60 52
												333	A	Delaware St.	74 67
												333	H	Delaware St.	76 60
												337	A	Florida A&M	81 84
												340	A	Savannah St.	74 61
												343	H	Longwood	87 75
LAST 12 Division I GAMES:															
				318	N	South Carolina St.	67 76	124	A	Bethune-Cookman	47 57				
				165	H	N. C. A&T	57 60	337	A	Florida A&M	81 84				
				340	A	Savannah St.	74 61	178	H	Hampton	53 62				
				318	A	South Carolina St.	81 63	333	H	Delaware St.	76 60				
				269	H	Howard	78 77	165	A	N. C. A&T	54 67				
				268	H	UMES	69 80	268	A	UMES	73 84				

Non-Div I Games: Johnson &amp; Wales (NC) 8 51

N. C. Central



2- 1		1- 1		0- 0		NEUTRAL		0- 0		1- 0		0- 0		
RPI 1-25		Team's RPI: 16		RPI 26-50		RPI 51-100		RPI 101+						
RPI	S Opponent	Score	RPI	S Opponent	Score	RPI	S Opponent	Score	RPI	S Opponent	Score	RPI	S Opponent	Score
2	A Notre Dame	67 86	27	N South Dakota St.	67 75	67	A Virginia Tech	68 51	105	A Wake Forest	82 68			
3	H Louisville	47 55	31	H Virginia	63 73	68	H Georgia Tech	56 43	105	H Wake Forest	74 61			
3	N Louisville	59 64	35	H Syracuse	60 56	94	N Alabama	68 49	110	H ETSU	70 58			
8	H Florida St.	65 56	40	A Rutgers	53 57	97	H Georgetown	63 49	115	A North Carolina	66 53			
18	A Duke	56 69	45	H Elon	70 57	98	H Jacksonville	64 44	115	N North Carolina	73 54			
18	N Duke	51 45	50	A Miami (FL)	48 52				115	N North Carolina	77 64			
									122	H Tulane	79 55			
									150	A Vanderbilt	83 72			
									164	A Clemson	62 41			
									168	H South Ala.	71 50			
									182	A Pittsburgh	77 66			
									184	H Davidson	73 49			
									208	H Boston College	72 54			
									224	H UNC Asheville	87 55			
									282	A Old Dominion	73 56			
LAST 12 Division I GAMES:														
			3	N Louisville	59 64	115	H North Carolina	73 54						
			18	N Duke	51 45	50	A Miami (FL)	48 52						
			115	N North Carolina	77 64	208	H Boston College	72 54						
			2	A Notre Dame	67 86	8	H Florida St.	65 56						
			182	A Pittsburgh	77 66	164	A Clemson	62 41						
			105	H Wake Forest	74 61	105	A Wake Forest	82 68						

NC State

Average RPI Win:	261	WON-LOST	WINNING	LAST 10	STRENGTH OF	OPP. STRENGTH	TEAM	ADJ.	CONF.	ADJ CONF.
Average RPI Loss:	199	RECORD	PCT. RANK	GAMES	SCHEDULE	OF SCHEDULE	RPI	RPI	RPI	RPI
DIV. I ONLY	3- 26	337	1- 9	232	305	339	339	23	23	
DIV. I NON-CONF.	1- 13	336	0- 0	272	338	345	345	22	22	
<hr/>										
TOTALS	RPI 1-25	RPI 26-50	W-L RECORDS	RPI 51-100	RPI 101-999	RPI 201+				
3- 26	0- 0	0- 1	OVERALL	0- 6	3- 19	3- 14				
2- 12	0- 0	0- 0	HOME	0- 3	2- 9	2- 8				
1- 14	0- 0	0- 1	AWAY	0- 3	1- 10	1- 6				
0- 0	0- 0	0- 0	NEUTRAL	0- 0	0- 0	0- 0				
1- 13	0- 0	0- 1	NON-CONFERENCE	0- 1	1- 11	1- 8				
1- 6	0- 0	0- 0	HOME	0- 1	1- 5	1- 5				
0- 7	0- 0	0- 1	AWAY	0- 0	0- 6	0- 3				
0- 0	0- 0	0- 0	NEUTRAL	0- 0	0- 0	0- 0				
2- 13	0- 0	0- 0	CONFERENCE	0- 5	2- 8	2- 6				
1- 6	0- 0	0- 0	HOME	0- 2	1- 4	1- 3				
1- 7	0- 0	0- 0	AWAY	0- 3	1- 4	1- 3				
0- 0	0- 0	0- 0	NEUTRAL	0- 0	0- 0	0- 0				

RPI 1-25				RPI 26-50				RPI 51-100				RPI 101+ Team's RPI: 339			
RPI	S	Opponent	Score	RPI	S	Opponent	Score	RPI	S	Opponent	Score	RPI	S	Opponent	Score
				27	A	South Dakota St.	48 92								
								51	A	FGCU	62 83	117	A	Dartmouth	50 81
								51	A	FGCU	66 90	152	A	Army West Point	49 79
								51	H	FGCU	43 89	156	A	Binghamton	36 67
								62	H	Penn	38 77	199	A	Stetson	55 73
								98	A	Jacksonville	53 73	199	H	Stetson	53 72
								98	H	Jacksonville	58 88	207	A	Lehigh	50 64
												241	A	North Florida	66 62
												241	H	North Florida	75 65
												250	H	Rider	64 79
												261	A	Lipscomb	58 66
												261	H	Lipscomb	58 74
												264	H	Cornell	46 61
												270	A	Morgan St.	43 55
												273	H	LIU Brooklyn	49 67
												284	A	North Dakota St.	58 105
												286	H	Fairleigh Dickinson	70 74
												300	A	Kennesaw St.	65 80
												300	H	Kennesaw St.	58 61
												301	H	Long Beach St.	73 57
												302	A	USC Upstate	67 74
												302	H	USC Upstate	57 95
												347	H	Saint Peter's	52 59
LAST 12 Division I GAMES:															
				51	A	FGCU	62 83	300	H	Kennesaw St.	58 61				
				302	A	USC Upstate	67 74	261	A	Lipscomb	58 66				
				98	A	Jacksonville	53 73	300	A	Kennesaw St.	65 80				
				241	A	North Florida	66 62	261	H	Lipscomb	58 74				
				51	H	FGCU	43 89	241	H	North Florida	75 65				
				199	H	Stetson	53 72	98	H	Jacksonville	58 88				

Non-Div I Games: St. Joseph's (Brkn)106 42

NJIT

Average RPI Win:	227	WON-LOST	WINNING	LAST 10	STRENGTH OF	OPP. STRENGTH	TEAM	ADJ.	CONF.	ADJ CONF.
Average RPI Loss:	127	RECORD	PCT. RANK	GAMES	SCHEDULE	OF SCHEDULE	RPI	RPI	RPI	RPI
DIV. I ONLY	23- 6	29	8- 2	246	210	76	76	15	15	
DIV. I NON-CONF.	9- 1	19	0- 0	284	321	68	68	18	18	
-----										
TOTALS	RPI 1-25	RPI 26-50	W-L RECORDS	RPI 51-100	RPI 101-999	RPI 201+				
23- 6	0- 0	0- 0	OVERALL	1- 4	22- 2	18- 2				
15- 1	0- 0	0- 0	HOME	1- 1	14- 0	13- 0				
8- 5	0- 0	0- 0	AWAY	0- 3	8- 2	5- 2				
0- 0	0- 0	0- 0	NEUTRAL	0- 0	0- 0	0- 0				
9- 1	0- 0	0- 0	NON-CONFERENCE	0- 1	9- 0	7- 0				
6- 0	0- 0	0- 0	HOME	0- 0	6- 0	6- 0				
3- 1	0- 0	0- 0	AWAY	0- 1	3- 0	1- 0				
0- 0	0- 0	0- 0	NEUTRAL	0- 0	0- 0	0- 0				
14- 5	0- 0	0- 0	CONFERENCE	1- 3	13- 2	11- 2				
9- 1	0- 0	0- 0	HOME	1- 1	8- 0	7- 0				
5- 4	0- 0	0- 0	AWAY	0- 2	5- 2	4- 2				
0- 0	0- 0	0- 0	NEUTRAL	0- 0	0- 0	0- 0				

RPI 1-25				RPI 26-50				RPI 51-100				Team's RPI: 76				RPI 101+			
RPI	S	Opponent	Score	RPI	S	Opponent	Score	RPI	S	Opponent	Score	RPI	S	Opponent	Score	RPI	S	Opponent	Score
								55	A	American	41	46	152	A	Army West Point	55	46		
								55	H	American	76	49	152	H	Army West Point	70	44		
								87	A	New Mexico	87	94	158	A	Marist	77	70		
								89	A	Bucknell	39	47	195	A	Richmond	76	56		
								89	H	Bucknell	40	49	207	A	Lehigh	63	66		
													207	H	Lehigh	53	50		
													213	H	Norfolk St.	70	51		
													231	A	Boston U.	64	59		
													231	H	Boston U.	59	48		
													234	A	Loyola Maryl and	40	58		
													234	H	Loyola Maryl and	63	55		
													234	H	Loyola Maryl and	73	44		
													235	A	Lafayette	59	43		
													235	H	Lafayette	65	59		
													238	A	Holy Cross	65	58		
													238	H	Holy Cross	62	54		
													250	H	Rider	63	44		
													257	H	St. Bonaventure	86	48		
													273	A	LIU Brooklyn	79	47		
													283	H	Monmouth	73	49		
													284	H	North Dakota St.	67	54		
													287	A	Colgate	69	42		
													287	H	Colgate	70	54		
													288	H	Air Force	71	64		
LAST 12 Division I GAMES:																			
234	H	Loyola Maryl and	63	55	152	A	Army West Point	55	46										
55	H	American	76	49	238	H	Holy Cross	62	54										
234	A	Loyola Maryl and	40	58	287	A	Colgate	69	42										
89	H	Bucknell	40	49	207	H	Lehigh	53	50										
231	H	Boston U.	59	48	89	A	Bucknell	39	47										
235	A	Lafayette	59	43	231	A	Boston U.	64	59										

Non-Div I Games: Emory &amp; Henry 88 57

Navy

Average RPI Win:	149	WON-LOST	WINNING	LAST 10	STRENGTH OF	OPP. STRENGTH	TEAM	ADJ.	CONF.	ADJ CONF.
Average RPI Loss:	49	RECORD	PCT. RANK	GAMES	SCHEDULE	OF SCHEDULE	RPI	RPI	RPI	RPI
DIV. I ONLY	21- 10	79	6- 4	63	49	59	59	3	3	
DIV. I NON-CONF.	9- 4	82	0- 0	233	93	137	137	4	4	
-----										
TOTALS	RPI 1-25	RPI 26-50	W-L RECORDS	RPI 51-100	RPI 101-999	RPI 201+				
21- 10	2- 5	3- 2	OVERALL	4- 1	12- 2	8- 0				
10- 6	1- 2	0- 2	HOME	2- 0	7- 2	5- 0				
9- 2	1- 1	2- 0	AWAY	2- 1	4- 0	2- 0				
2- 2	0- 2	1- 0	NEUTRAL	0- 0	1- 0	1- 0				
9- 4	0- 1	0- 1	NON-CONFERENCE	1- 0	8- 2	5- 0				
5- 3	0- 0	0- 1	HOME	0- 0	5- 2	3- 0				
3- 0	0- 0	0- 0	AWAY	1- 0	2- 0	1- 0				
1- 1	0- 1	0- 0	NEUTRAL	0- 0	1- 0	1- 0				
12- 6	2- 4	3- 1	CONFERENCE	3- 1	4- 0	3- 0				
5- 3	1- 2	0- 1	HOME	2- 0	2- 0	2- 0				
6- 2	1- 1	2- 0	AWAY	1- 1	2- 0	1- 0				
1- 1	0- 1	1- 0	NEUTRAL	0- 0	0- 0	0- 0				

RPI 1-25				RPI 26-50				RPI 51-100				RPI 101+			
RPI	S	Opponent	Score	RPI	S	Opponent	Score	RPI	S	Opponent	Score	RPI	S	Opponent	Score
6	H	Ohio St.	61 73	39	H	Michigan	64 69	53	A	Indiana	75 83	113	H	Washington St.	61 73
17	A	Maryland	75 77	39	N	Michigan	61 54	61	H	Purdue	75 51	146	H	Arkansas	80 69
17	H	Maryland	57 64	40	A	Rutgers	52 42	66	A	Michigan St.	79 69	163	H	SIUE	62 53
17	N	Maryland	53 66	41	A	Minnesota	79 74	71	A	Drake	89 84	164	H	Clemson	66 67
19	N	Buffalo	72 82	48	H	Creighton	49 64	93	H	Penn St.	59 51	173	A	Northwestern	69 59
22	A	Iowa	92 74									183	A	Kansas	66 49
22	H	Iowa	74 65									203	H	Wisconsin	51 48
												220	N	Coastal Caro.	55 47
												223	H	Fla. Atlantic	86 69
												240	A	Illinois	80 72
												240	H	Illinois	62 47
												279	H	UMKC	80 60
												280	A	San Jose St.	81 55
												331	H	Ark. -Pine Bluff	73 52
-----															
LAST 12 Division I GAMES:															
17	N	Maryland	53 66	203	H	Wisconsin	51 48								
39	N	Michigan	61 54	17	H	Maryland	57 64								
17	A	Maryland	75 77	240	H	Illinois	62 47								
93	H	Penn St.	59 51	22	A	Iowa	92 74								
53	A	Indiana	75 83	61	H	Purdue	75 51								
66	A	Michigan St.	79 69	40	A	Rutgers	52 42								

Non-Div I Games:

Nebraska

N  
e  
v  
a  
d  
aN  
e  
v  
a  
d  
a

Non-Div I Games:	Stanislaus St.	81	60
------------------	----------------	----	----

Average RPI Win:	246	WON-LOST	WINNING	LAST 10	STRENGTH OF	OPP. STRENGTH	TEAM	ADJ.	CONF.	ADJ CONF.
Average RPI Loss:	156	RECORD	PCT. RANK	GAMES	SCHEDULE	OF SCHEDULE	RPI	RPI	RPI	RPI
DIV. I ONLY	18- 12	113	5- 5	292	244	174	174	20	20	
DIV. I NON-CONF.	8- 4	87	0- 0	339	252	194	194	24	24	
-----										
TOTALS	RPI 1-25	RPI 26-50	W-L RECORDS	RPI 51-100	RPI 101-999	RPI 201+				
18- 12	0- 0	0- 0	OVERALL	1- 4	17- 8	12- 4				
8- 4	0- 0	0- 0	HOME	1- 1	7- 3	5- 1				
8- 7	0- 0	0- 0	AWAY	0- 3	8- 4	6- 2				
2- 1	0- 0	0- 0	NEUTRAL	0- 0	2- 1	1- 1				
8- 4	0- 0	0- 0	NON-CONFERENCE	0- 0	8- 4	7- 3				
4- 0	0- 0	0- 0	HOME	0- 0	4- 0	3- 0				
3- 3	0- 0	0- 0	AWAY	0- 0	3- 3	3- 2				
1- 1	0- 0	0- 0	NEUTRAL	0- 0	1- 1	1- 1				
10- 8	0- 0	0- 0	CONFERENCE	1- 4	9- 4	5- 1				
4- 4	0- 0	0- 0	HOME	1- 1	3- 3	2- 1				
5- 4	0- 0	0- 0	AWAY	0- 3	5- 1	3- 0				
1- 0	0- 0	0- 0	NEUTRAL	0- 0	1- 0	0- 0				

RPI	S	Opponent	Score	RPI	S	Opponent	Score	RPI	S	Opponent	Score	RPI	S	Opponent	Score
RPI 1-25				RPI 26-50				RPI 51-100				RPI 101+			
74	A	Maine	46 77	74	A	Maine	48 64	74	A	Maine	46 77	117	A	Dartmouth	49 57
74	A	Maine	48 64	74	A	Maine	46 56	74	A	Maine	46 56	130	A	Hartford	49 85
74	H	Maine	46 56	82	A	Albany (NY)	53 66	82	A	Albany (NY)	74 68	130	H	Hartford	76 58
82	A	Albany (NY)	53 66	82	H	Albany (NY)	74 68					138	H	Northeastern	65 50
82	H	Albany (NY)	74 68									156	A	Binghamton	63 61
												156	H	Binghamton	52 54
												187	A	Stony Brook	51 50
												187	H	Stony Brook	56 62
												187	N	Stony Brook	71 54
												208	A	Boston College	55 64
												228	A	Xavier	66 71
												231	H	Boston U.	72 57
												247	N	La Salle	51 59
												252	A	Sacred Heart	74 47
												262	H	Manhattan	68 55
												264	H	Cornell	48 45
												275	N	Fairfield	71 61
												293	A	Vermont	52 49
												293	H	Vermont	53 58
												295	A	Bryant	74 65
												323	A	UMBC	51 46
												323	H	UMBC	56 51
												329	A	Wagner	65 53
												348	A	UMass Lowell	70 49
												348	H	UMass Lowell	66 45
LAST 12 Division I GAMES:															
74	A	Maine	48 64	74	A	Maine	46 77	293	H	Vermont	53 58	130	A	Hartford	49 85
187	N	Stony Brook	71 54	82	H	Albany (NY)	74 68	156	H	Binghamton	52 54	74	H	Maine	46 56
348	A	UMass Lowell	70 49	130	A	Hartford	49 85								
187	H	Stony Brook	56 62												
130	H	Hartford	76 58												
323	A	UMBC	51 46												

Non-Div I Games: Colby-Sawyer 64 40

New Hampshire

■ Loss, 
 ■ Non-Conf, 
 ■ S Site, 
 ■ Home 
 ■ Away 
 N Neutral

NEW MEXICO				Through Games of March 6, 2018							
Average RPI	Win:	190	WON-LOST	WINNING	LAST 10	STRENGTH OF	OPP. STRENGTH	TEAM	ADJ.	CONF.	ADJ. CONF.
Loss:	121	RECORD	PCT. RANK	GAMES	SCHEDULE	OF SCHEDULE	RPI	RPI	RPI	RPI	
DIV. I ONLY	22- 10	71	6- 4	148	121	87	87	16	16		
DIV. I NON-CONF.	11- 1	13	0- 0	67	143	13	13	14	14		
-----											
TOTALS	RPI 1-25		RPI 26-50		W-L RECORDS		RPI 51-100		RPI 101-999		RPI 201+
22- 10	1- 0		0- 1		OVERALL		2- 5		19- 4		10- 2
16- 2	1- 0		0- 0		HOME		2- 2		13- 0		6- 0
5- 7	0- 0		0- 1		AWAY		0- 2		5- 4		3- 2
1- 1	0- 0		0- 0		NEUTRAL		0- 1		1- 0		1- 0
11- 1	1- 0		0- 1		NON-CONFERENCE		2- 0		8- 0		4- 0
9- 0	1- 0		0- 0		HOME		2- 0		6- 0		3- 0
2- 1	0- 0		0- 1		AWAY		0- 0		2- 0		1- 0
0- 0	0- 0		0- 0		NEUTRAL		0- 0		0- 0		0- 0
11- 9	0- 0		0- 0		CONFERENCE		0- 5		11- 4		6- 2
7- 2	0- 0		0- 0		HOME		0- 2		7- 0		3- 0
3- 6	0- 0		0- 0		AWAY		0- 2		3- 4		2- 2
1- 1	0- 0		0- 0		NEUTRAL		0- 1		1- 0		1- 0

RPI 1-25			
RPI	S	Opponent	Score
25	H	Marquette	88 87
RPI 26-50			
RPI	S	Opponent	Score
34	A	Oklahoma	63 105
RPI 51-100			
RPI	S	Opponent	Score
69	A	Wyoming	55 66
69	H	Wyoming	62 63
69	N	Wyoming	66 69
76	H	Navy	94 87
90	H	Lamar University	90 58
92	A	UNLV	62 74
92	H	UNLV	66 68
Team's RPI : 87			
RPI 101+			
RPI	S	Opponent	Score
103	A	Colorado St.	71 74
103	H	Colorado St.	54 48
111	H	Western Mich.	88 76
133	A	Boise St.	85 91
133	H	Boise St.	100 83
142	A	Fresno St.	93 89
142	H	Fresno St.	88 75
149	H	Wichita St.	76 62
176	A	UTEP	59 35
180	H	Nevada	72 68
186	H	UC Irvine	83 61
209	A	New Mexico St.	101 93
209	H	New Mexico St.	86 75
240	H	Illinois	97 68
251	H	Texas Tech	90 56
271	A	San Diego St.	89 97
280	A	San Jose St.	86 95
280	H	San Jose St.	92 62
280	N	San Jose St.	84 54
288	A	Air Force	88 59
288	H	Air Force	57 49
314	A	Utah St.	74 50
314	H	Utah St.	80 47
LAST 12 Division I GAMES:			
69	N	Wyoming	66 69
280	N	San Jose St.	84 54
142	A	Fresno St.	93 89
103	H	Colorado St.	54 48
92	A	UNLV	62 74
69	H	Wyoming	62 63
314	A	Utah St.	74 50
288	H	Air Force	57 49
133	A	Boise St.	85 91
280	H	San Jose St.	92 62
314	H	Utah St.	80 47
103	A	Colorado St.	71 74

Non-Div I Games:	Northern N.M.	107	66
------------------	---------------	-----	----

New Mexico

Loss, Non-Conf, S Site, H Home A Away N Neutral

New Mexico St.				Through Games Of March 07, 2010							
Average RPI	Win:	Loss:	WON-LOST RECORD	WINNING PCT. RANK	LAST 10 GAMES	STRENGTH OF SCHEDULE	OPP. STRENGTH OF SCHEDULE	TEAM RPI	ADJ. RPI	CONF. RPI	ADJ CONF. RPI
DIV. I ONLY	275		15- 11	126	8- 2	311	323	209	209	31	31
DIV. I NON-CONF.	176		4- 8	239	0- 0	225	241	263	263	31	31
-----											
TOTALS	RPI 1-25			RPI 26-50		W-L RECORDS	RPI 51-100	RPI 101-999		RPI 201+	
15- 11	0- 0			0- 0		OVERALL	0- 2	15- 9		14- 5	
9- 3	0- 0			0- 0		HOME	0- 1	9- 2		8- 0	
6- 5	0- 0			0- 0		AWAY	0- 1	6- 4		6- 4	
0- 3	0- 0			0- 0		NEUTRAL	0- 0	0- 3		0- 1	
4- 8	0- 0			0- 0		NON-CONFERENCE	0- 2	4- 6		3- 2	
2- 3	0- 0			0- 0		HOME	0- 1	2- 2		1- 0	
2- 2	0- 0			0- 0		AWAY	0- 1	2- 1		2- 1	
0- 3	0- 0			0- 0		NEUTRAL	0- 0	0- 3		0- 1	
11- 3	0- 0			0- 0		CONFERENCE	0- 0	11- 3		11- 3	
7- 0	0- 0			0- 0		HOME	0- 0	7- 0		7- 0	
4- 3	0- 0			0- 0		AWAY	0- 0	4- 3		4- 3	
0- 0	0- 0			0- 0		NEUTRAL	0- 0	0- 0		0- 0	

RPI 1-25				RPI 26-50				RPI 51-100				RPI 101+				Team's RPI: 209	
RPI	S	Opponent	Score	RPI	S	Opponent	Score	RPI	S	Opponent	Score	RPI	S	Opponent	Score		
								87	A	New Mexico	75	86	111	H	Western Mich.	55	64
								87	H	New Mexico	93	101	138	N	Northeastern	64	65
												146	N	Arkansas	60	69	
												176	H	UTEP	76	68	
												198	H	UC Santa Barbara	47	77	
												210	A	CSU Bakersfield	52	62	
												210	H	CSU Bakersfield	56	48	
												217	A	Seattle U	59	69	
												217	H	Seattle U	64	53	
												218	N	Texas Southern	50	66	
												225	H	A&M-Corpus Christi	70	61	
												239	A	Pepperdine	86	64	
												249	A	Grand Canyon	34	50	
												249	H	Grand Canyon	64	60	
												278	A	Arizona	44	83	
												279	A	UMKC	76	67	
												279	H	UMKC	70	62	
												301	A	Long Beach St.	72	63	
												308	A	UTRGV	79	77	
												308	H	UTRGV	72	56	
												322	A	Utah Valley	82	72	
												322	H	Utah Valley	59	51	
												346	A	Chicago St.	63	55	
												346	H	Chicago St.	74	59	
LAST 12 Division I GAMES:																	
				308	H	UTRGV	72	56	210	A	CSU Bakersfield	52	62				
				279	A	UMKC	76	67	308	A	UTRGV	79	77				
				346	A	Chicago St.	63	55	279	H	UMKC	70	62				
				217	H	Seattle U	64	53	322	A	Utah Valley	82	72				
				322	H	Utah Valley	59	51	217	A	Seattle U	59	69				
				249	A	Grand Canyon	34	50	210	H	CSU Bakersfield	56	48				

Non-Div I Games:	Tex. Permian Basin	85	58	Western N. M.	89	60
------------------	--------------------	----	----	---------------	----	----

New Mexico St.

■ Loss, ■ Non-Conf, S Site, H Home A Away N Neutral



Average RPI Win:	277	WON-LOST	WINNING	LAST 10	STRENGTH OF	OPP. STRENGTH	TEAM	ADJ.	CONF.	ADJ CONF.
Average RPI Loss:	161	RECORD	PCT. RANK	GAMES	SCHEDULE	OF SCHEDULE	RPI	RPI	RPI	RPI
DIV. I ONLY	14- 14	175	6- 4	294	274	222	222	26	26	
DIV. I NON-CONF.	3- 7	254	0- 0	97	189	215	215	26	26	
-----										
TOTALS	RPI 1-25	RPI 26-50	W-L RECORDS	RPI 51-100	RPI 101-999	RPI 201+				
14- 14	0- 1	0- 1	OVERALL	0- 2	14- 10	13- 5				
9- 4	0- 0	0- 0	HOME	0- 1	9- 3	9- 1				
5- 10	0- 0	0- 0	AWAY	0- 0	5- 2	4- 1				
0- 0	0- 0	0- 0	NEUTRAL	0- 0	0- 0	0- 0				
3- 7	0- 1	0- 1	NON-CONFERENCE	0- 1	3- 4	3- 0				
2- 2	0- 0	0- 0	HOME	0- 1	2- 1	2- 0				
1- 5	0- 1	0- 1	AWAY	0- 0	1- 3	1- 0				
0- 0	0- 0	0- 0	NEUTRAL	0- 0	0- 0	0- 0				
11- 7	0- 0	0- 0	CONFERENCE	0- 1	11- 6	10- 5				
7- 2	0- 0	0- 0	HOME	0- 0	7- 2	7- 1				
4- 5	0- 0	0- 0	AWAY	0- 1	4- 4	3- 4				
0- 0	0- 0	0- 0	NEUTRAL	0- 0	0- 0	0- 0				

RPI 1-25				RPI 26-50				RPI 51-100				RPI 101+ Team's RPI: 222			
RPI	S	Opponent	Score	RPI	S	Opponent	Score	RPI	S	Opponent	Score	RPI	S	Opponent	Score
24	A	Missouri	45 81	50	A	Miami (FL)	46 76	78	H	Houston	66 78	114	H	SFA	67 74
								90	A	Lamar University	77 100	122	A	Tulane	56 79
												127	A	Central Ark.	52 48
												162	H	Jacksonville St.	54 59
												168	A	South Ala.	45 67
												169	A	Louisiana	57 66
												211	H	CSUN	76 73
												218	H	Texas Southern	72 69
												225	A	A&M-Corpus Christi	68 75
												225	H	A&M-Corpus Christi	66 49
												230	A	Nicholls St.	48 72
												230	H	Nicholls St.	61 62
												253	A	Abilene Christian	70 80
												277	A	McNeese	77 64
												277	H	McNeese	84 62
												297	A	Southeastern La.	74 71
												297	H	Southeastern La.	82 73
												310	H	Houston Baptist	70 52
												313	A	Incarinate Word	72 45
												313	H	Incarinate Word	52 50
												335	H	Sam Houston St.	77 50
												336	A	Northwestern St.	47 52
												336	H	Northwestern St.	81 63
												338	A	La.-Monroe	89 51
LAST 12 Division I GAMES:															
297	A	Southeastern La.	74 71	230	H	Nicholls St.	61 62								
230	A	Nicholls St.	48 72	336	A	Northwestern St.	47 52								
335	H	Sam Houston St.	77 50	313	A	Incarinate Word	72 45								
277	H	McNeese	84 62	336	H	Northwestern St.	81 63								
297	H	Southeastern La.	82 73	313	H	Incarinate Word	52 50								
225	A	A&M-Corpus Christi	68 75	127	A	Central Ark.	52 48								

Non-Div I Games: Xavier (LA) 85 50

New Orleans

Loss, 
Non-Conf, S Site, 
H Home
A Away 
N Neutral

Average RPI Win:	243	WON-LOST	WINNING	LAST 10	STRENGTH OF	OPP. STRENGTH	TEAM	ADJ.	CONF.	ADJ CONF.
Average RPI Loss:	174	RECORD	PCT. RANK	GAMES	SCHEDULE	OF SCHEDULE	RPI	RPI	RPI	RPI
DIV. I ONLY	13- 18	221	5- 5	207	273	233	233	28	28	
DIV. I NON-CONF.	3- 8	268	0- 0	53	134	193	193	25	25	
-----										
TOTALS	RPI 1-25	RPI 26-50	W-L RECORDS	RPI 51-100	RPI 101-999	RPI 201+				
13- 18	1- 1	0- 3	OVERALL	0- 0	12- 14	8- 7				
7- 6	1- 0	0- 2	HOME	0- 0	6- 4	5- 1				
4- 11	0- 1	0- 1	AWAY	0- 0	4- 9	2- 6				
2- 1	0- 0	0- 0	NEUTRAL	0- 0	2- 1	1- 0				
3- 8	1- 1	0- 1	NON-CONFERENCE	0- 0	2- 6	1- 1				
1- 3	1- 0	0- 1	HOME	0- 0	0- 2	0- 0				
1- 4	0- 1	0- 0	AWAY	0- 0	1- 3	1- 1				
1- 1	0- 0	0- 0	NEUTRAL	0- 0	1- 1	0- 0				
10- 10	0- 0	0- 2	CONFERENCE	0- 0	10- 8	7- 6				
6- 3	0- 0	0- 1	HOME	0- 0	6- 2	5- 1				
3- 7	0- 0	0- 1	AWAY	0- 0	3- 6	1- 5				
1- 0	0- 0	0- 0	NEUTRAL	0- 0	1- 0	1- 0				

RPI 1-25				RPI 26-50				RPI 51-100				RPI 101+ Team's RPI: 233			
RPI	S	Opponent	Score	RPI	S	Opponent	Score	RPI	S	Opponent	Score	RPI	S	Opponent	Score
17	A	Maryland	65 92	37	A	Quinnipiac	61 77					120	H	Cleveland St.	61 70
19	H	Buffalo	75 62	37	H	Quinnipiac	55 84					123	N	Louisiana Tech	73 67
				44	H	Drexel	65 66					130	A	Hartford	65 83
												134	H	Saint Joseph's	69 93
												158	A	Marist	68 61
												158	H	Marist	78 84
												169	N	Louisiana	52 68
												189	A	Oakland	59 67
												197	A	Siena	60 71
												197	A	Siena	73 68
												197	H	Siena	65 50
												250	A	Rider	58 65
												250	H	Rider	69 61
												257	A	St. Bonaventure	58 76
												262	A	Manhattan	64 82
												262	H	Manhattan	65 64
												275	A	Fairfield	53 59
												283	A	Monmouth	63 65
												283	H	Monmouth	68 65
												285	A	Canisius	60 64
												285	H	Canisius	66 72
												287	A	Colgate	81 44
												342	H	Iona	73 59
												347	A	Saint Peter's	87 52
												347	H	Saint Peter's	64 54
												347	N	Saint Peter's	60 48
LAST 12 Division I GAMES:															
197	A	Siena	60 71	283	A	Monmouth	63 65								
347	N	Saint Peter's	60 48	262	A	Manhattan	64 82								
158	A	Marist	68 61	347	H	Saint Peter's	64 54								
285	H	Canisius	66 72	285	A	Canisius	60 64								
283	H	Monmouth	68 65	37	H	Quinnipiac	55 84								
250	H	Rider	69 61	158	H	Marist	78 84								

Non-Div I Games:

Niagara

Average RPI Win:	293	WON-LOST	WINNING	LAST 10	STRENGTH OF	OPP. STRENGTH	TEAM	ADJ.	CONF.	ADJ CONF.
Average RPI Loss:	155	RECORD	PCT. RANK	GAMES	SCHEDULE	OF SCHEDULE	RPI	RPI	RPI	RPI
DIV. I ONLY	13- 13	175	8- 2	305	289	230	230	26	26	
DIV. I NON-CONF.	2- 6	280	0- 0	153	200	232	232	26	26	
-----										
TOTALS	RPI 1-25	RPI 26-50	W-L RECORDS	RPI 51-100	RPI 101-999	RPI 201+				
13- 13	0- 1	0- 1	OVERALL	0- 2	13- 9	13- 5				
5- 6	0- 1	0- 0	HOME	0- 2	5- 3	5- 1				
8- 6	0- 0	0- 1	AWAY	0- 0	8- 5	8- 3				
0- 1	0- 0	0- 0	NEUTRAL	0- 0	0- 1	0- 1				
2- 6	0- 1	0- 1	NON-CONFERENCE	0- 1	2- 3	2- 2				
0- 2	0- 1	0- 0	HOME	0- 1	0- 0	0- 0				
2- 3	0- 0	0- 1	AWAY	0- 0	2- 2	2- 1				
0- 1	0- 0	0- 0	NEUTRAL	0- 0	0- 1	0- 1				
11- 7	0- 0	0- 0	CONFERENCE	0- 1	11- 6	11- 3				
5- 4	0- 0	0- 0	HOME	0- 1	5- 3	5- 1				
6- 3	0- 0	0- 0	AWAY	0- 0	6- 3	6- 2				
0- 0	0- 0	0- 0	NEUTRAL	0- 0	0- 0	0- 0				

RPI 1-25				RPI 26-50				RPI 51-100				RPI 101+				Team's RPI: 230
RPI	S	Opponent	Score	RPI	S	Opponent	Score	RPI	S	Opponent	Score	RPI	S	Opponent	Score	
4	H	Baylor	43 85	28	A	LSU	50 65	90	H	Lamar University	61 76	108	A	Iowa St.	47 75	
								98	H	Jacksonville	61 69	114	H	SFA	73 86	
												127	A	Central Ark.	42 60	
												127	H	Central Ark.	48 69	
												214	A	SMU	61 68	
												222	A	New Orleans	62 61	
												222	H	New Orleans	72 48	
												225	A	A&M-Corpus Christi	55 76	
												253	H	Abilene Christian	81 60	
												267	N	Bradley	65 75	
												277	A	McNeese	61 54	
												277	H	McNeese	63 51	
												296	A	Jackson St.	90 64	
												297	A	Southeastern La.	79 64	
												297	H	Southeastern La.	57 66	
												310	A	Houston Baptist	73 61	
												310	H	Houston Baptist	63 45	
												313	A	Incarinate Word	62 64	
												335	A	Sam Houston St.	70 65	
												336	A	Northwestern St.	79 63	
												336	H	Northwestern St.	85 53	
												341	A	Mississippi Val.	62 57	
LAST 12 Division I GAMES:																
297	A	Southeastern La.	79 64	310	H	Houston Baptist	63 45									
336	H	Northwestern St.	85 53	253	H	Abilene Christian	81 60									
222	H	New Orleans	72 48	222	A	New Orleans	62 61									
277	H	McNeese	63 51	297	H	Southeastern La.	57 66									
127	A	Central Ark.	42 60	90	H	Lamar University	61 76									
335	A	Sam Houston St.	70 65	225	A	A&M-Corpus Christi	55 76									

Non-Div I Games: Spring Hill 78 70 Evangel 72 55 Southern-N. O. 83 45

Nicholls St.

Average RPI Win:	285	WON-LOST	WINNING	LAST 10	STRENGTH OF	OPP. STRENGTH	TEAM	ADJ.	CONF.	ADJ CONF.
Average RPI Loss:	191	RECORD	PCT. RANK	GAMES	SCHEDULE	OF SCHEDULE	RPI	RPI	RPI	RPI
DIV. I ONLY	18- 11	101	6- 4	339	340	213	213	30	30	
DIV. I NON-CONF.	7- 5	132	0- 0	292	316	198	198	30	30	
-----										
TOTALS	RPI 1-25	RPI 26-50	W-L RECORDS	RPI 51-100	RPI 101-999	RPI 201+				
18- 11	0- 0	0- 0	OVERALL	0- 1	18- 10	16- 4				
7- 5	0- 0	0- 0	HOME	0- 0	7- 5	7- 2				
10- 4	0- 0	0- 0	AWAY	0- 1	10- 3	8- 0				
1- 2	0- 0	0- 0	NEUTRAL	0- 0	1- 2	1- 2				
7- 5	0- 0	0- 0	NON-CONFERENCE	0- 1	7- 4	6- 2				
2- 2	0- 0	0- 0	HOME	0- 0	2- 2	2- 1				
4- 2	0- 0	0- 0	AWAY	0- 1	4- 1	3- 0				
1- 1	0- 0	0- 0	NEUTRAL	0- 0	1- 1	1- 1				
11- 6	0- 0	0- 0	CONFERENCE	0- 0	11- 6	10- 2				
5- 3	0- 0	0- 0	HOME	0- 0	5- 3	5- 1				
6- 2	0- 0	0- 0	AWAY	0- 0	6- 2	5- 0				
0- 1	0- 0	0- 0	NEUTRAL	0- 0	0- 1	0- 1				

RPI 1-25				RPI 26-50				RPI 51-100				RPI 101+ Team's RPI: 213			
RPI	S	Opponent	Score	RPI	S	Opponent	Score	RPI	S	Opponent	Score	RPI	S	Opponent	Score
								76	A	Navy	51 70	124	A	Bethune-Cookman	45 60
												124	H	Bethune-Cookman	51 58
												157	A	William & Mary	80 74
												165	A	N. C. A&T	51 53
												178	A	Hampton	63 48
												178	H	Hampton	56 70
												193	A	East Carolina	46 51
												194	H	High Point	56 59
												206	N	Bowling Green	50 59
												216	H	UNCG	64 63
												234	H	Loyola Maryland	58 61
												255	A	Campbell	53 27
												265	N	St. Francis Brooklyn	52 51
												268	A	UMES	63 53
												269	A	Howard	59 53
												270	H	Morgan St.	53 55
												272	H	Towson	86 76
												281	A	VCU	66 52
												318	A	South Carolina St.	71 67
												318	H	South Carolina St.	63 49
												320	A	N. C. Central	75 60
												321	H	Coppin St.	71 57
												333	H	Delaware St.	72 50
												337	H	Florida A&M	70 49
												340	A	Savannah St.	78 58
												340	H	Savannah St.	83 51
												340	N	Savannah St.	48 51
												343	A	Longwood	64 45
-----															
LAST 12 Division I GAMES:															
				340	N	Savannah St.	48 51	333	H	Delaware St.	72 50				
				178	H	Hampton	56 70	178	A	Hampton	63 48				
				269	A	Howard	59 53	124	A	Bethune-Cookman	45 60				
				268	A	UMES	63 53	270	H	Morgan St.	53 55				
				318	H	South Carolina St.	63 49	165	A	N. C. A&T	51 53				
				340	H	Savannah St.	83 51	337	H	Florida A&M	70 49				

Non-Div I Games:

Norfolk St.

Average RPI Win:	167	WON-LOST	WINNING	LAST 10	STRENGTH OF	OPP. STRENGTH	TEAM	ADJ.	CONF.	ADJ CONF.
Average RPI Loss:	58	RECORD	PCT. RANK	GAMES	SCHEDULE	OF SCHEDULE	RPI	RPI	RPI	RPI
DIV. I ONLY	15- 16	190	1- 9	30	64	115	115	1	1	
DIV. I NON-CONF.	10- 3	52	0- 0	87	297	88	88	1	1	
-----										
TOTALS	RPI 1-25	RPI 26-50	W-L RECORDS	RPI 51-100	RPI 101-999	RPI 201+				
15- 16	1- 7	1- 4	OVERALL	0- 2	13- 3	5- 1				
11- 8	1- 2	1- 3	HOME	0- 1	9- 2	3- 0				
1- 7	0- 4	0- 1	AWAY	0- 1	1- 1	0- 1				
3- 1	0- 1	0- 0	NEUTRAL	0- 0	3- 0	2- 0				
10- 3	0- 0	1- 1	NON-CONFERENCE	0- 0	9- 2	4- 0				
8- 3	0- 0	1- 1	HOME	0- 0	7- 2	3- 0				
0- 0	0- 0	0- 0	AWAY	0- 0	0- 0	0- 0				
2- 0	0- 0	0- 0	NEUTRAL	0- 0	2- 0	1- 0				
5- 13	1- 7	0- 3	CONFERENCE	0- 2	4- 1	1- 1				
3- 5	1- 2	0- 2	HOME	0- 1	2- 0	0- 0				
1- 7	0- 4	0- 1	AWAY	0- 1	1- 1	0- 1				
1- 1	0- 1	0- 0	NEUTRAL	0- 0	1- 0	0- 0				

RPI 1-25				RPI 26-50				RPI 51-100				RPI 101+ Team's RPI: 115			
RPI	S	Opponent	Score	RPI	S	Opponent	Score	RPI	S	Opponent	Score	RPI	S	Opponent	Score
2	A	Notre Dame	62 94	31	A	Virginia	70 82	67	H	Virginia Tech	74 90	105	A	Wake Forest	79 76
3	H	Louisville	57 67	35	H	Syracuse	80 86	68	A	Georgia Tech	61 79	130	H	Hartford	90 70
8	A	Florida St.	65 103	41	H	Minnesota	88 83					136	H	Radford	79 46
16	A	NC State	54 73	47	H	Mercer	86 97					143	H	Colorado	87 80
16	H	NC State	53 66	50	H	Miami (FL)	72 92					164	H	Clemson	59 52
16	N	NC State	64 77									168	H	South Ala.	84 85
18	A	Duke	54 70									178	H	Hampton	66 70
18	H	Duke	92 86									182	H	Pittsburgh	68 67
												190	H	Furman	84 56
												201	N	Washington	90 78
												208	A	Boston College	64 77
												208	N	Boston College	69 64
												226	N	Grambling	79 63
												245	H	Presbyterian	91 56
												258	H	UNCW	86 60
												260	H	Appalachian St.	56 43
-----															
LAST 12 Division I GAMES:															
16	N	NC State	64 77	16	A	NC State	54 73								
208	N	Boston College	69 64	67	H	Virginia Tech	74 90								
18	A	Duke	54 70	50	H	Miami (FL)	72 92								
35	H	Syracuse	80 86	2	A	Notre Dame	62 94								
3	H	Louisville	57 67	31	A	Virginia	70 82								
68	A	Georgia Tech	61 79	18	H	Duke	92 86								

Non-Div I Games:

North Carolina

Average RPI Win:	190	WON-LOST	WINNING	LAST 10	STRENGTH OF	OPP. STRENGTH	TEAM	ADJ.	CONF.	ADJ CONF.
Average RPI Loss:	147	RECORD	PCT. RANK	GAMES	SCHEDULE	OF SCHEDULE	RPI	RPI	RPI	RPI
DIV. I ONLY	10- 18	248	2- 8	73	224	200	200	19	19	
DIV. I NON-CONF.	5- 4	146	0- 0	14	159	41	41	13	13	
-----										
TOTALS	RPI 1-25	RPI 26-50	W-L RECORDS	RPI 51-100	RPI 101-999	RPI 201+				
10- 18	0- 1	1- 3	OVERALL	1- 1	8- 13	5- 6				
7- 5	0- 0	1- 0	HOME	0- 0	6- 5	3- 2				
2- 12	0- 1	0- 3	AWAY	0- 1	2- 7	2- 3				
1- 1	0- 0	0- 0	NEUTRAL	1- 0	0- 1	0- 1				
5- 4	0- 1	0- 2	NON-CONFERENCE	1- 1	4- 0	3- 0				
3- 0	0- 0	0- 0	HOME	0- 0	3- 0	2- 0				
1- 4	0- 1	0- 2	AWAY	0- 1	1- 0	1- 0				
1- 0	0- 0	0- 0	NEUTRAL	1- 0	0- 0	0- 0				
5- 14	0- 0	1- 1	CONFERENCE	0- 0	4- 13	2- 6				
4- 5	0- 0	1- 0	HOME	0- 0	3- 5	1- 2				
1- 8	0- 0	0- 1	AWAY	0- 0	1- 7	1- 3				
0- 1	0- 0	0- 0	NEUTRAL	0- 0	0- 1	0- 1				

RPI 1-25				RPI 26-50				RPI 51-100				RPI 101+				Team's RPI: 200
RPI	S	Opponent	Score	RPI	S	Opponent	Score	RPI	S	Opponent	Score	RPI	S	Opponent	Score	
4	A	Baylor	43 105	27	A	South Dakota St.	52 66	60	A	South Dakota	71 76	126	H	Portland St.	61 80	
				36	A	Northern Colo.	45 51	90	N	Lamar University	73 70	135	H	UNI	80 72	
				36	H	Northern Colo.	78 70					140	A	Eastern Wash.	70 74	
				42	A	Oregon St.	55 65					140	H	Eastern Wash.	81 79	
												145	A	Weber St.	69 80	
												145	H	Weber St.	80 67	
												151	A	Idaho	75 80	
												151	H	Idaho	64 78	
												153	A	Idaho St.	46 57	
												153	H	Idaho St.	55 68	
												204	A	Montana St.	56 72	
												204	H	Montana St.	79 70	
												204	N	Montana St.	58 68	
												237	A	Montana	51 53	
												237	H	Montana	43 54	
												266	A	UTSA	60 47	
												274	H	Sacramento St.	66 72	
												276	H	Massachusetts	82 52	
												284	H	North Dakota St.	79 68	
												305	A	Northern Ariz.	59 79	
												328	A	Southern Utah	68 53	
-----																
LAST 12 Division I GAMES:																
				204	N	Montana St.	58 68	153	H	Idaho St.	55 68					
				126	H	Portland St.	61 80	145	H	Weber St.	80 67					
				274	H	Sacramento St.	66 72	237	A	Montana	51 53					
				36	A	Northern Colo.	45 51	204	A	Montana St.	56 72					
				305	A	Northern Ariz.	59 79	151	H	Idaho	64 78					
				328	A	Southern Utah	68 53	140	H	Eastern Wash.	81 79					

Non-Div I Games: Mayville St. 82 54 Southwest Minn. St. 85 62

North Dakota

Average RPI Win: 315  
Average RPI Loss: 135

WON-LOST  
RECORD

WINNING  
PCT. RANK

LAST 10  
GAMES

STRENGTH OF  
SCHEDULE

OPP. STRENGTH  
OF SCHEDULE

TEAM  
RPI

ADJ.  
RPI

CONF.  
RPI

ADJ CONF.  
RPI

DIV. I ONLY	6- 20	309	1- 9	165	206	284	284	12	12
DIV. I NON-CONF.	4- 7	226	0- 0	283	328	272	272	16	16
<hr/>									
TOTALS	RPI 1-25	RPI 26-50	W-L RECORDS	RPI 51-100	RPI 101-999	RPI 201+			
6- 20	0- 0	0- 3	OVERALL	0- 5	6- 12	6- 3			
3- 8	0- 0	0- 1	HOME	0- 2	3- 5	3- 2			
2- 10	0- 0	0- 1	AWAY	0- 3	2- 6	2- 1			
1- 2	0- 0	0- 1	NEUTRAL	0- 0	1- 1	1- 0			
4- 7	0- 0	0- 0	NON-CONFERENCE	0- 1	4- 6	4- 1			
2- 2	0- 0	0- 0	HOME	0- 0	2- 2	2- 1			
1- 4	0- 0	0- 0	AWAY	0- 1	1- 3	1- 0			
1- 1	0- 0	0- 0	NEUTRAL	0- 0	1- 1	1- 0			
2- 13	0- 0	0- 3	CONFERENCE	0- 4	2- 6	2- 2			
1- 6	0- 0	0- 1	HOME	0- 2	1- 3	1- 1			
1- 6	0- 0	0- 1	AWAY	0- 2	1- 3	1- 1			
0- 1	0- 0	0- 1	NEUTRAL	0- 0	0- 0	0- 0			

RPI 1-25				RPI 26-50				RPI 51-100				RPI 101+				Team's RPI: 284
RPI	S	Opponent	Score	RPI	S	Opponent	Score	RPI	S	Opponent	Score	RPI	S	Opponent	Score	
				27	A	South Dakota St.	63 83	60	A	South Dakota	54 80	127	N	Central Ark.	45 68	
				27	H	South Dakota St.	64 85	60	H	South Dakota	67 82	131	A	Milwaukee	38 74	
				27	N	South Dakota St.	62 87	76	A	Navy	54 67	139	H	Cal Poly	69 73	
								99	A	Western Ill.	72 97	143	A	Colorado	59 108	
								99	H	Western Ill.	60 77	172	A	Oral Roberts	48 71	
												172	H	Oral Roberts	57 64	
												177	A	Denver	79 98	
												177	H	Denver	73 78	
												200	A	North Dakota	68 79	
												244	A	Omaha	67 80	
												244	H	Omaha	57 59	
												276	H	Massachusetts	82 70	
												299	A	FIU	71 68	
												308	H	UTRGV	79 82	
												323	N	UMBC	67 53	
												325	A	Fort Wayne	66 52	
												325	H	Fort Wayne	72 56	
												339	H	NJIT	105 58	
<hr/>																
LAST 12 Division I GAMES:																
				27	N	South Dakota St.	62 87	60	A	South Dakota	54 80					
				244	H	Omaha	57 59	27	H	South Dakota St.	64 85					
				99	H	Western Ill.	60 77	99	A	Western Ill.	72 97					
				325	A	Fort Wayne	66 52	244	A	Omaha	67 80					
				177	H	Denver	73 78	325	H	Fort Wayne	72 56					
				172	H	Oral Roberts	57 64	177	A	Denver	79 98					

Non-Div I Games: Valley City St. 67 58 Mayville St. 87 43 Dakota St. 97 42

North Dakota St.

Loss, Non-Conf, S Site, H Home A Away N Neutral

Average RPI Win:	236	WON-LOST	WINNING	LAST 10	STRENGTH OF	OPP. STRENGTH	TEAM	ADJ.	CONF.	ADJ CONF.
Average RPI Loss:	180	RECORD	PCT. RANK	GAMES	SCHEDULE	OF SCHEDULE	RPI	RPI	RPI	RPI
DIV. I ONLY	10- 17	240	4- 6	219	237	241	241	23	23	
DIV. I NON-CONF.	4- 8	239	0- 0	154	172	205	205	22	22	
-----										
TOTALS	RPI 1-25	RPI 26-50	W-L RECORDS	RPI 51-100	RPI 101-999	RPI 201+				
10- 17	0- 1	0- 2	OVERALL	1- 4	9- 10	6- 8				
5- 5	0- 0	0- 0	HOME	1- 1	4- 4	3- 3				
5- 11	0- 1	0- 2	AWAY	0- 3	5- 5	3- 4				
0- 1	0- 0	0- 0	NEUTRAL	0- 0	0- 1	0- 1				
4- 8	0- 1	0- 2	NON-CONFERENCE	0- 1	4- 4	2- 4				
2- 1	0- 0	0- 0	HOME	0- 0	2- 1	1- 1				
2- 6	0- 1	0- 2	AWAY	0- 1	2- 2	1- 2				
0- 1	0- 0	0- 0	NEUTRAL	0- 0	0- 1	0- 1				
6- 9	0- 0	0- 0	CONFERENCE	1- 3	5- 6	4- 4				
3- 4	0- 0	0- 0	HOME	1- 1	2- 3	2- 2				
3- 5	0- 0	0- 0	AWAY	0- 2	3- 3	2- 2				
0- 0	0- 0	0- 0	NEUTRAL	0- 0	0- 0	0- 0				

RPI 1-25				RPI 26-50				RPI 51-100				RPI 101+				Team's RPI: 241
RPI	S	Opponent	Score	RPI	S	Opponent	Score	RPI	S	Opponent	Score	RPI	S	Opponent	Score	
8	A	Florida St.	51 109	26	A	Georgia	37 75	51	A	FGCU	52 67	124	H	Bethune-Cookman	70 63	
				39	A	Michigan	34 79	51	H	FGCU	75 73	191	A	Morehead St.	61 56	
								64	A	West Virginia	59 87	199	A	Stetson	63 55	
								98	A	Jacksonville	43 64	199	A	Stetson	55 68	
								98	H	Jacksonville	48 66	199	H	Stetson	51 68	
												223	A	Fla. Atlantic	75 83	
												254	H	Northern Ky.	58 50	
												261	A	Lipscomb	57 78	
												261	H	Lipscomb	69 73	
												262	H	Col. of Charleston	69 73	
												283	N	Monmouth	57 67	
												300	A	Kennesaw St.	68 44	
												300	H	Kennesaw St.	77 72	
												302	A	USC Upstate	65 61	
												302	H	USC Upstate	79 61	
												303	A	Wofford	57 69	
												337	A	Florida A&M	77 68	
												339	A	NJIT	65 75	
												339	H	NJIT	62 66	
-----																
LAST 12 Division I GAMES:																
199	A	Stetson	63 55	51	A	FGCU	52 67									
98	A	Jacksonville	43 64	199	H	Stetson	51 68									
302	H	USC Upstate	79 61	51	H	FGCU	75 73									
339	H	NJIT	62 66	199	A	Stetson	55 68									
300	A	Kennesaw St.	68 44	339	A	NJIT	65 75									
261	A	Lipscomb	57 78	302	A	USC Upstate	65 61									

Non-Div I Games: Warner 74 38 Edward Waters 73 47 Webber Int'l 81 53

North Florida



Average RPI Win: 249

Average RPI Loss: 144

WON-LOST  
RECORDWINNING  
PCT. RANKLAST 10  
GAMESSTRENGTH OF  
SCHEDULEOPP. STRENGTH  
OF SCHEDULETEAM  
RPIADJ.  
RPICONF.  
RPIADJ CONF.  
RPIDIV. I ONLY  
DIV. I NON-CONF.12- 13  
6- 3198  
874- 6  
0- 0277  
345175  
100227  
237227  
23718  
1918  
19

TOTALS

RPI 1-25

RPI 26-50

W-L RECORDS

RPI 51-100

RPI 101-999

RPI 201+

12- 13

0- 0

0- 0

OVERALL

0- 5

12- 8

10- 3

6- 6

0- 0

0- 0

HOME

0- 3

6- 3

4- 1

4- 7

0- 0

0- 0

AWAY

0- 2

4- 5

4- 2

2- 0

0- 0

0- 0

NEUTRAL

0- 0

2- 0

2- 0

6- 3

0- 0

0- 0

NON-CONFERENCE

0- 2

6- 1

5- 1

3- 1

0- 0

0- 0

HOME

0- 1

3- 0

2- 0

1- 2

0- 0

0- 0

AWAY

0- 1

1- 1

1- 1

2- 0

0- 0

0- 0

NEUTRAL

0- 0

2- 0

2- 0

6- 10

0- 0

0- 0

CONFERENCE

0- 3

6- 7

5- 2

3- 5

0- 0

0- 0

HOME

0- 2

3- 3

2- 1

3- 5

0- 0

0- 0

AWAY

0- 1

3- 4

3- 1

0- 0

0- 0

0- 0

NEUTRAL

0- 0

0- 0

0- 0

RPI 1-25

RPI 26-50

RPI 51-100

RPI 101+



Team's RPI: 227



RPI S Opponent Score



RPI S Opponent Score



RPI S Opponent Score



RPI S Opponent Score



53  Indiana 63 



56  Western Ky. 65 



79  UAB 52 



79  UAB 51 


91  Kansas St. 54 



102  Middle Tenn. 48 


106  Rice 45 


106  Rice 49 


123  Louisiana Tech 53 

154  Charlotte 73 68


176  UTEP 48 


196  Tulsa 66 43



205  Southern Miss. 71 62


214  SMU 47 40


220 N Coastal Caro. 50 34


223  Fla. Atlantic 65 51



247  La Salle 70 44

266  UTSA 58 



282  Old Dominion 55 52


282  Old Dominion 63 46

299  FIU 92 46



309  Marshall 54 



326 N Detroit Mercy 63 57



332  Ill. -Chicago 67 


345  Eastern Ill. 63 61


LAST 12 Division I GAMES:


106  Rice 45 


79  UAB 51 



309  Marshall 54 



282  Old Dominion 55 52



205  Southern Miss. 71 62



223  Fla. Atlantic 65 51



299  FIU 92 46

266  UTSA 58 

176  UTEP 48 

56  Western Ky. 65 

79  UAB 52 

102  Middle Tenn. 48 





Non-Div I Games:

Mid-Amer. Christian 86 52

Tex. A&amp;M Int'l 64 38

Okla. Panhandle 63 41

North Texas

 Loss,  Non-Conf, S Site,  Home  Away N Neutral

Average RPI Win:	229	WON-LOST	WINNING	LAST 10	STRENGTH OF	OPP. STRENGTH	TEAM	ADJ.	CONF.	ADJ CONF.
Average RPI Loss:	112	RECORD	PCT. RANK	GAMES	SCHEDULE	OF SCHEDULE	RPI	RPI	RPI	RPI
DIV. I ONLY	16- 13	141	6- 4	138	196	138	138	10	10	
DIV. I NON-CONF.	5- 6	187	0- 0	204	327	213	213	12	12	
-----										
TOTALS	RPI 1-25	RPI 26-50	W-L RECORDS	RPI 51-100	RPI 101-999	RPI 201+				
16- 13	0- 0	0- 4	OVERALL	0- 4	16- 5	12- 3				
8- 5	0- 0	0- 2	HOME	0- 2	8- 1	5- 1				
7- 6	0- 0	0- 2	AWAY	0- 1	7- 3	6- 1				
1- 2	0- 0	0- 0	NEUTRAL	0- 1	1- 1	1- 1				
5- 6	0- 0	0- 0	NON-CONFERENCE	0- 2	5- 4	4- 3				
2- 2	0- 0	0- 0	HOME	0- 1	2- 1	1- 1				
2- 2	0- 0	0- 0	AWAY	0- 0	2- 2	2- 1				
1- 2	0- 0	0- 0	NEUTRAL	0- 1	1- 1	1- 1				
11- 7	0- 0	0- 4	CONFERENCE	0- 2	11- 1	8- 0				
6- 3	0- 0	0- 2	HOME	0- 1	6- 0	4- 0				
5- 4	0- 0	0- 2	AWAY	0- 1	5- 1	4- 0				
0- 0	0- 0	0- 0	NEUTRAL	0- 0	0- 0	0- 0				

RPI 1-25				RPI 26-50				RPI 51-100				RPI 101+				Team's RPI: 138
RPI	S	Opponent	Score	RPI	S	Opponent	Score	RPI	S	Opponent	Score	RPI	S	Opponent	Score	
				44	A	Drexel	50 58	52	H	Harvard	69 79	116	A	Delaware	64 53	
				44	H	Drexel	58 69	63	A	James Madison	43 72	116	H	Delaware	73 59	
				45	A	Elon	71 78	63	H	James Madison	57 60	157	A	William & Mary	53 71	
				45	H	Elon	46 65	78	N	Houston	64 72	157	H	William & Mary	64 46	
												158	H	Marist	78 72	
												174	A	New Hampshire	50 65	
												209	N	New Mexico St.	65 64	
												215	H	Providence	95 98	
												231	A	Boston U.	73 74	
												242	N	Illinois St.	55 65	
												243	A	Hofstra	55 50	
												243	H	Hofstra	58 54	
												258	A	UNCW	54 47	
												258	H	UNCW	56 39	
												262	A	Col. of Charleston	67 48	
												262	H	Col. of Charleston	59 37	
												272	A	Towson	70 61	
												272	H	Towson	79 61	
												275	H	Fairfield	63 43	
												276	A	Massachusetts	64 54	
												293	A	Vermont	71 66	
LAST 12 Division I GAMES:																
				243	H	Hofstra	58 54	63	A	James Madison	43 72					
				262	A	Col. of Charleston	67 48	116	H	Delaware	73 59					
				243	A	Hofstra	55 50	258	H	UNCW	56 39					
				45	H	Elon	46 65	44	A	Drexel	50 58					
				272	H	Towson	79 61	116	A	Delaware	64 53					
				157	A	William & Mary	53 71	157	H	William & Mary	64 46					

Non-Div I Games:

Northeastern

Non-Conference RPI 1-25				Through Games of March 6, 2018								
Average RPI		Win: 226	Loss: 174	WON-LOST RECORD	WINNING PCT. RANK	LAST 10 GAMES	STRENGTH OF SCHEDULE	OPP. STRENGTH OF SCHEDULE	TEAM RPI	ADJ. RPI	CONF. RPI	ADJ. CONF. RPI
DIV. I ONLY				6- 23	315	3- 7	203	246	305	305	19	19
DIV. I NON-CONF.				2- 8	290	0- 0	199	304	298	298	13	13
TOTALS		RPI 1-25		RPI 26-50		W-L RECORDS	RPI 51-100		RPI 101-999		RPI 201+	
6- 23	0- 0			0- 1		OVERALL	0- 0		6- 22		3- 8	
3- 11	0- 0			0- 1		HOME	0- 0		3- 10		1- 4	
2- 11	0- 0			0- 0		AWAY	0- 0		2- 11		2- 4	
1- 1	0- 0			0- 0		NEUTRAL	0- 0		1- 1		0- 0	
2- 8	0- 0			0- 0		NON-CONFERENCE	0- 0		2- 8		1- 3	
1- 4	0- 0			0- 0		HOME	0- 0		1- 4		1- 1	
0- 4	0- 0			0- 0		AWAY	0- 0		0- 4		0- 2	
1- 0	0- 0			0- 0		NEUTRAL	0- 0		1- 0		0- 0	
4- 15	0- 0			0- 1		CONFERENCE	0- 0		4- 14		2- 5	
2- 7	0- 0			0- 1		HOME	0- 0		2- 6		0- 3	
2- 7	0- 0			0- 0		AWAY	0- 0		2- 7		2- 2	
0- 1	0- 0			0- 0		NEUTRAL	0- 0		0- 1		0- 0	

[illegible]

Non-Div I Games: Antelope Valley 104 49

Northern Ari z.

■ Loss, ■ Non-Conf, S Site, H Home A Away N Neutral

Average RPI Win:	177	WON-LOST	WINNING	LAST 10	STRENGTH OF	OPP. STRENGTH	TEAM	ADJ.	CONF.	ADJ CONF.
Average RPI Loss:	120	RECORD	PCT. RANK	GAMES	SCHEDULE	OF SCHEDULE	RPI	RPI	RPI	RPI
DIV. I ONLY	23- 6	29	10- 0	79	194	36	36	19	19	
DIV. I NON-CONF.	8- 3	65	0- 0	18	88	20	20	13	13	
-----										
TOTALS	RPI 1-25	RPI 26-50	W-L RECORDS	RPI 51-100	RPI 101-999	RPI 201+				
23- 6	1- 0	1- 1	OVERALL	1- 1	20- 4	8- 0				
12- 2	0- 0	1- 0	HOME	0- 0	11- 2	3- 0				
10- 4	1- 0	0- 1	AWAY	0- 1	9- 2	5- 0				
1- 0	0- 0	0- 0	NEUTRAL	1- 0	0- 0	0- 0				
8- 3	1- 0	1- 1	NON-CONFERENCE	1- 1	5- 1	1- 0				
4- 1	0- 0	1- 0	HOME	0- 0	3- 1	0- 0				
3- 2	1- 0	0- 1	AWAY	0- 1	2- 0	1- 0				
1- 0	0- 0	0- 0	NEUTRAL	1- 0	0- 0	0- 0				
15- 3	0- 0	0- 0	CONFERENCE	0- 0	15- 3	7- 0				
8- 1	0- 0	0- 0	HOME	0- 0	8- 1	3- 0				
7- 2	0- 0	0- 0	AWAY	0- 0	7- 2	4- 0				
0- 0	0- 0	0- 0	NEUTRAL	0- 0	0- 0	0- 0				

RPI 1-25				RPI 26-50				Team's RPI: 36				RPI 51-100				RPI 101+			
RPI	S	Opponent	Score	RPI	S	Opponent	Score	RPI	S	Opponent	Score	RPI	S	Opponent	Score	RPI	S	Opponent	Score
20	A	DePaul	94 88	28	H	LSU	58 50	84	A	Fordham	33 48	103	H	Col orado St.	44 55				
				37	A	Qui nni pi ac	49 60	88	N	Li berty	65 57	126	H	Portland St.	63 60				
												129	H	San Francis co	73 60				
												140	A	Eastern Wash.	70 65				
												140	H	Eastern Wash.	68 62				
												145	A	Weber St.	73 82				
												145	H	Weber St.	71 69				
												151	A	Idaho	78 72				
												151	H	Idaho	71 79				
												153	A	Idaho St.	63 57				
												153	H	Idaho St.	75 52				
												155	H	BYU	79 74				
												177	A	Denver	71 63				
												188	H	Paci fi c	80 55				
												200	A	North Dakota	70 78				
												200	H	North Dakota	51 45				
												204	A	Montana St.	78 63				
												204	H	Montana St.	82 69				
												237	A	Montana	64 58				
												237	H	Montana	68 50				
												274	H	Sacramento St.	90 68				
												279	A	UMKC	88 73				
												305	A	Northern Ariz.	85 63				
												328	A	Southern Utah	60 54				
LAST 12 Division I GAMES:																			
274	H	Sacramento St.	90 68	153	H	Idaho St.	75 52	204	A	Montana St.	78 63								
126	H	Portland St.	63 60					237	A	Montana	64 58								
200	H	North Dakota	51 45					140	H	Eastern Wash.	68 62								
328	A	Southern Utah	60 54					151	H	Idaho	71 79								
305	A	Northern Ariz.	85 63					200	A	North Dakota	70 78								
145	H	Weber St.	71 69																

Non-Div I Games:

Northern Colo.

Average RPI Win:	206	WON-LOST	WINNING	LAST 10	STRENGTH OF	OPP. STRENGTH	TEAM	ADJ.	CONF.	ADJ CONF.
Average RPI Loss:	86	RECORD	PCT. RANK	GAMES	SCHEDULE	OF SCHEDULE	RPI	RPI	RPI	RPI
DIV. I ONLY	15- 15	175	5- 5	134	99	147	147	8	8	
DIV. I NON-CONF.	8- 3	65	0- 0	280	287	117	117	8	8	
-----										
TOTALS	RPI 1-25	RPI 26-50	W-L RECORDS	RPI 51-100	RPI 101-999	RPI 201+				
15- 15	1- 3	0- 2	OVERALL	2- 5	12- 5	9- 2				
7- 6	1- 1	0- 1	HOME	2- 1	4- 3	3- 2				
7- 7	0- 0	0- 0	AWAY	0- 0	7- 1	5- 0				
1- 2	0- 0	0- 0	NEUTRAL	0- 2	1- 0	1- 0				
8- 3	0- 1	0- 0	NON-CONFERENCE	1- 2	7- 0	6- 0				
3- 0	0- 0	0- 0	HOME	1- 0	2- 0	2- 0				
4- 1	0- 1	0- 0	AWAY	0- 0	4- 0	3- 0				
1- 2	0- 0	0- 0	NEUTRAL	0- 2	1- 0	1- 0				
7- 12	1- 2	0- 2	CONFERENCE	1- 3	5- 5	3- 2				
4- 6	1- 1	0- 1	HOME	1- 1	2- 3	1- 2				
3- 6	0- 1	0- 1	AWAY	0- 2	3- 2	2- 0				
0- 0	0- 0	0- 0	NEUTRAL	0- 0	0- 0	0- 0				

RPI	S	Opponent	Score	RPI	S	Opponent	Score	RPI	S	Opponent	Score	RPI	S	Opponent	Score	Team's RPI: 147
19	H	Buffalo	86 84	38	A	Ball St.	72 81	81	A	Miami (OH)	65 67	101	A	Ohio	75 77	
21	A	Central Mich.	77 91	38	H	Ball St.	50 72	81	H	Miami (OH)	62 77	111	A	Western Mich.	83 88	
21	H	Central Mich.	78 81					82	N	Albany (NY)	91 97	111	H	Western Mich.	66 85	
22	A	Iowa	80 105					83	A	Toledo	60 63	148	A	Kent St.	72 62	
								83	H	Toledo	89 79	148	H	Kent St.	81 79	
								90	N	Lamar University	80 90	163	A	SIUE	86 75	
								99	H	Western Ill.	96 94	202	A	Eastern Mich.	84 75	
-----																
LAST 12 Division I GAMES:																
202	H	Eastern Mich.	77 84	206	H	Bowling Green	73 68									
111	H	Western Mich.	66 85	221	A	Akron	84 61									
83	H	Toledo	89 79	148	A	Kent St.	72 62									
202	A	Eastern Mich.	84 75	81	H	Miami (OH)	62 77									
21	A	Central Mich.	77 91	38	A	Ball St.	72 81									
38	H	Ball St.	50 72	101	A	Ohio	75 77									

Non-Div I Games:

Northern Ill.

Average RPI		Win: 220	WON-LOST RECORD	WINNING PCT. RANK	LAST 10 GAMES	STRENGTH OF SCHEDULE	OPP. STRENGTH OF SCHEDULE	TEAM RPI	ADJ. RPI	CONF. RPI	ADJ. CONF. RPI
Loss: 146											
DIV. I ONLY		8- 22	288	4- 6	114	199	254	254	11	11	
DIV. I NON-CONF.		1- 9	318	0- 0	142	319	293	293	15	15	
TOTALS		RPI 1-25	RPI 26-50	W-L RECORDS	RPI 51-100	RPI 101-999	RPI 201+				
8- 22	1- 2		0- 0	OVERALL	0- 6	7- 14	4- 5				
4- 9	1- 0		0- 0	HOME	0- 3	3- 6	2- 1				
3- 11	0- 1		0- 0	AWAY	0- 2	3- 8	1- 4				
1- 2	0- 1		0- 0	NEUTRAL	0- 1	1- 0	1- 0				
1- 9	0- 0		0- 0	NON-CONFERENCE	0- 2	1- 7	0- 4				
0- 4	0- 0		0- 0	HOME	0- 1	0- 3	0- 1				
1- 4	0- 0		0- 0	AWAY	0- 0	1- 4	0- 3				
0- 1	0- 0		0- 0	NEUTRAL	0- 1	0- 0	0- 0				
7- 13	1- 2		0- 0	CONFERENCE	0- 4	6- 7	4- 1				
4- 5	1- 0		0- 0	HOME	0- 2	3- 3	2- 0				
2- 7	0- 1		0- 0	AWAY	0- 2	2- 4	1- 1				
1- 1	0- 1		0- 0	NEUTRAL	0- 0	1- 0	1- 0				

RPI 1-25					
RPI	S	Opponent	Score		
23	A	Green Bay	41	58	
23	H	Green Bay	62	54	
23	N	Green Bay	49	62	

RPI 26-50					
RPI	S	Opponent	Score		

RPI 51-100					
RPI	S	Opponent	Score		
53	H	Indiana	56	67	
80	A	IUPUI	54	56	
80	H	IUPUI	35	71	
85	A	Wright St.	60	73	
85	H	Wright St.	63	68	
98	N	Jacksonville	49	61	

RPI 101+					
RPI	S	Opponent	Team's RPI:	Score	254
110	A	ETSU		57	45
120	A	Cleveland St.		49	72
120	H	Cleveland St.		65	70
131	A	Milwaukee		60	57
131	H	Milwaukee		49	52
132	H	Robert Morris		50	59
141	A	Youngstown St.		51	54
141	H	Youngstown St.		59	60
148	H	Kent St.		54	59
189	A	Oakland		53	79
189	H	Oakland		66	59
199	A	Stetson		56	67
241	A	North Florida		50	58
242	A	Illinois St.		37	49
248	H	Austin Peay		52	53
294	A	Murray St.		87	98
326	A	Detroit Mercy		78	67
326	H	Detroit Mercy		64	60
326	N	Detroit Mercy		76	61
332	A	Ill.-Chicago		55	73
332	H	Ill.-Chicago		61	53

LAST 12 Division I GAMES:					
23	N	Green Bay	49	62	
326	N	Detroit Mercy	76	61	
80	A	IUPUI	54	56	
332	A	Ill.-Chicago	55	73	
141	H	Youngstown St.	59	60	
85	A	Wright St.	60	73	
326	H	Detroit Mercy	64	60	
189	H	Oakland	66	59	
131	A	Milwaukee	60	57	
23	A	Green Bay	41	58	
120	A	Cleveland St.	49	72	
141	A	Youngstown St.	51	54	

Non-Div I Games:      Oakland and City      103   25

Northern Ky.

■ Loss, ■ Non-Conf, S Site, H Home A Away N Neutral

Through Games Of March 6, 2018											
Average RPI Win: 212			WON-LOST	WINNING	LAST 10	STRENGTH OF	OPP. STRENGTH	TEAM	ADJ.	CONF.	ADJ CONF.
Average RPI Loss: 62			RECORD	PCT. RANK	GAMES	SCHEDULE	OF SCHEDULE	RPI	RPI	RPI	RPI
DIV. I ONLY			12- 20	239	3- 7	76	67	173	173	3	3
DIV. I NON-CONF.			7- 7	170	0- 0	133	151	163	163	4	4
-----											
TOTALS		RPI 1-25		RPI 26-50		W-L RECORDS		RPI 51-100	RPI 101-999		RPI 201+
12- 20		0- 6		1- 4		OVERALL		1- 7	10- 3		7- 1
7- 8		0- 4		1- 2		HOME		0- 1	6- 1		4- 0
3- 9		0- 0		0- 0		AWAY		0- 1	3- 0		2- 0
2- 3		0- 1		0- 0		NEUTRAL		1- 1	1- 1		1- 0
7- 7		0- 2		0- 1		NON-CONFERENCE		1- 2	6- 2		3- 0
4- 3		0- 2		0- 0		HOME		0- 0	4- 1		2- 0
2- 2		0- 0		0- 1		AWAY		0- 1	2- 0		1- 0
1- 2		0- 0		0- 0		NEUTRAL		1- 1	0- 1		0- 0
5- 13		0- 4		1- 3		CONFERENCE		0- 5	4- 1		4- 1
3- 5		0- 2		1- 2		HOME		0- 1	2- 0		2- 0
1- 7		0- 1		0- 1		AWAY		0- 4	1- 1		1- 1
1- 1		0- 1		0- 0		NEUTRAL		0- 0	1- 0		1- 0

RPI 1-25				RPI 26-50				RPI 51-100				RPI 101+ Team's RPI: 173			
RPI	S	Opponent	Score	RPI	S	Opponent	Score	RPI	S	Opponent	Score	RPI	S	Opponent	Score
6	A	Ohio St.	54 88	35	A	Syracuse	74 81	53	A	Indiana	73 78	107	N	Chattanooga	44 61
17	H	Maryland	65 68	39	A	Michigan	63 84	59	H	Nebraska	59 69	131	H	Milwaukee	57 66
20	H	DePaul	63 92	39	H	Michigan	59 80	61	A	Purdue	60 63	159	A	UT Martin	71 63
22	H	Iowa	61 70	40	H	Rutgers	63 50	66	A	Michigan St.	51 81	187	H	Stony Brook	68 36
22	N	Iowa	45 55	41	H	Minnesota	63 90	93	A	Penn St.	59 67	189	H	Oakland	88 70
23	H	Green Bay	57 63					96	A	Missouri St.	59 90	203	A	Wisconsin	46 58
								97	N	Georgetown	54 55	203	H	Wisconsin	69 60
								100	N	Auburn	49 48	203	N	Wisconsin	68 63
												240	A	Illinois	74 59
												240	H	Illinois	68 61
												289	H	Santa Clara	57 47
												345	H	Eastern Ill.	74 40
												346	A	Chicago St.	63 36
-----															
LAST 12 Division I GAMES:															
22	N	Iowa	45 55	22	H	Iowa	61 70	39	A	Michigan	63 84	53	A	Indiana	73 78
203	N	Wisconsin	68 63	39	A	Michigan	59 80	17	H	Maryland	65 68	203	A	Wisconsin	46 58
40	H	Rutgers	63 50	53	A	Indiana	73 78								
6	A	Ohio St.	54 88												
240	H	Illinois	68 61												
93	A	Penn St.	59 67												

Non-Div I Games:

Northwestern

Average RPI Win:	298	WON-LOST	WINNING	LAST 10	STRENGTH OF	OPP. STRENGTH	TEAM	ADJ.	CONF.	ADJ CONF.
Average RPI Loss:	192	RECORD	PCT. RANK	GAMES	SCHEDULE	OF SCHEDULE	RPI	RPI	RPI	RPI
DIV. I ONLY	3- 22	332	1- 9	252	278	336	336	26	26	
DIV. I NON-CONF.	1- 6	306	0- 0	157	75	261	261	26	26	
-----										
TOTALS	RPI 1-25	RPI 26-50	W-L RECORDS	RPI 51-100	RPI 101-999	RPI 201+				
3- 22	0- 1	0- 0	OVERALL	0- 3	3- 18	3- 13				
2- 8	0- 0	0- 0	HOME	0- 0	2- 8	2- 6				
1- 13	0- 0	0- 0	AWAY	0- 0	1- 1	1- 0				
0- 1	0- 0	0- 0	NEUTRAL	0- 0	0- 1	0- 1				
1- 6	0- 1	0- 0	NON-CONFERENCE	0- 2	1- 3	1- 2				
0- 1	0- 0	0- 0	HOME	0- 0	0- 1	0- 1				
1- 4	0- 1	0- 0	AWAY	0- 2	1- 1	1- 0				
0- 1	0- 0	0- 0	NEUTRAL	0- 0	0- 1	0- 1				
2- 16	0- 0	0- 0	CONFERENCE	0- 1	2- 15	2- 11				
2- 7	0- 0	0- 0	HOME	0- 0	2- 7	2- 5				
0- 9	0- 0	0- 0	AWAY	0- 1	0- 8	0- 6				
0- 0	0- 0	0- 0	NEUTRAL	0- 0	0- 0	0- 0				

RPI 1-25				RPI 26-50				RPI 51-100				RPI 101+ Team's RPI: 336			
RPI	S	Opponent	Score	RPI	S	Opponent	Score	RPI	S	Opponent	Score	RPI	S	Opponent	Score
12	A	Texas	44 68					58	A	Oklahoma St.	44 78	114	A	SFA	48 83
								70	A	TCU	51 89	114	H	SFA	62 70
								90	A	Lamar University	44 71	127	A	Central Ark.	39 59
												127	H	Central Ark.	53 61
												161	A	Ole Miss	44 75
												205	H	Southern Miss.	59 71
												218	N	Texas Southern	43 56
												222	A	New Orleans	63 81
												222	H	New Orleans	52 47
												225	H	A&M-Corpus Christi	56 62
												230	A	Nicholls St.	53 85
												230	H	Nicholls St.	63 79
												253	A	Abilene Christian	41 80
												277	A	McNeese	67 72
												277	H	McNeese	44 60
												297	A	Southeastern La.	65 71
												297	H	Southeastern La.	54 64
												310	A	Houston Baptist	51 57
												313	H	Incarinate Word	53 57
												335	H	Sam Houston St.	63 60
												338	A	La.-Monroe	70 48
-----															
LAST 12 Division I GAMES:															
127	A	Central Ark.	39 59	90	A	Lamar University	44 71								
230	A	Nicholls St.	53 85	277	H	McNeese	44 60								
297	H	Southeastern La.	54 64	222	H	New Orleans	52 47								
313	H	Incarinate Word	53 57	127	H	Central Ark.	53 61								
310	A	Houston Baptist	51 57	222	A	New Orleans	63 81								
114	A	SFA	48 83	297	A	Southeastern La.	65 71								

Non-Div I Games: LeTourneau 82 39 LSU-Shreveport 62 42 LSU-Alexandria 85 55 Central Baptist 87 22 Northwestern St.



Average RPI	Win:	73	WON-LOST	WINNING	LAST 10	STRENGTH OF	OPP. STRENGTH	TEAM	ADJ.	CONF.	ADJ CONF.
Average RPI	Loss:	2	RECORD	PCT. RANK	GAMES	SCHEDULE	OF SCHEDULE	RPI	RPI	RPI	RPI
DIV. I ONLY		29- 3	7	9- 1	1	1	2	2	1	1	
DIV. I NON-CONF.		12- 1	6	0- 0	2	2	2	2	1	1	
-----											
TOTALS	RPI 1-25		RPI 26-50		W-L RECORDS		RPI 51-100		RPI 101-999		RPI 201+
29- 3	9- 3		6- 0		OVERALL		6- 0		8- 0		3- 0
13- 0	4- 0		2- 0		HOME		3- 0		4- 0		2- 0
11- 2	2- 2		3- 0		AWAY		3- 0		3- 0		1- 0
5- 1	3- 1		1- 0		NEUTRAL		0- 0		1- 0		0- 0
12- 1	5- 1		2- 0		NON-CONFERENCE		3- 0		2- 0		1- 0
5- 0	3- 0		0- 0		HOME		1- 0		1- 0		1- 0
4- 1	0- 1		2- 0		AWAY		2- 0		0- 0		0- 0
3- 0	2- 0		0- 0		NEUTRAL		0- 0		1- 0		0- 0
17- 2	4- 2		4- 0		CONFERENCE		3- 0		6- 0		2- 0
8- 0	1- 0		2- 0		HOME		2- 0		3- 0		1- 0
7- 1	2- 1		1- 0		AWAY		1- 0		3- 0		1- 0
2- 1	1- 1		1- 0		NEUTRAL		0- 0		0- 0		0- 0

RPI	S	Opponent	Score	RPI	S	Opponent	Score	RPI	S	Opponent	Score	RPI	S	Opponent	Score
1	A	UConn	71 80	31	A	Virginia	83 69	56	A	Western Ky.	78 65	105	A	Wake Forest	96 73
3	A	Louisville	67 100	31	N	Virginia	83 47	62	A	Penn	66 54	110	N	ETSU	77 46
3	N	Louisville	72 74	35	H	Syracuse	87 72	66	H	Michigan St.	90 59	115	H	North Carolina	94 62
8	A	Florida St.	100 69	39	A	Michigan	83 63	67	H	Virginia Tech	89 59	164	H	Clemson	90 37
8	N	Florida St.	90 80	42	A	Oregon St.	72 67	68	A	Georgia Tech	77 54	182	A	Pittsburgh	87 53
9	H	Tennessee	84 70	50	H	Miami (FL)	83 76	68	H	Georgia Tech	85 69	208	A	Boston College	89 55
11	N	South Carolina	92 85									208	H	Boston College	89 60
14	N	South Fla.	76 66									291	H	Mt. St. Mary's	121 65
16	H	NC State	86 67												
18	A	Duke	72 54												
20	H	DePaul	91 82												
25	H	Marquette	91 85												
-----															
LAST 12 Division I GAMES:															
3	N	Louisville	72 74	31	A	Virginia	83 69	56	A	Western Ky.	78 65	105	A	Wake Forest	96 73
8	N	Florida St.	90 80	68	H	Georgia Tech	85 69	62	A	Penn	66 54	110	N	ETSU	77 46
31	N	Virginia	83 47	18	A	Duke	72 54	66	H	Michigan St.	90 59	115	H	North Carolina	94 62
16	H	NC State	86 67	115	H	North Carolina	94 62	67	H	Virginia Tech	89 59	164	H	Clemson	90 37
67	H	Virginia Tech	89 59	8	A	Florida St.	100 69	68	A	Georgia Tech	77 54	182	A	Pittsburgh	87 53
208	A	Boston College	89 55	182	A	Pittsburgh	87 53								

Non-Div I Games:

Notre Dame

Average RPI Win:	272	WON-LOST	WINNING	LAST 10	STRENGTH OF	OPP. STRENGTH	TEAM	ADJ.	CONF.	ADJ CONF.
Average RPI Loss:	95	RECORD	PCT. RANK	GAMES	SCHEDULE	OF SCHEDULE	RPI	RPI	RPI	RPI
DIV. I ONLY	14- 16	201	4- 6	196	153	189	189	11	11	
DIV. I NON-CONF.	6- 4	122	0- 0	262	145	140	140	15	15	
-----										
TOTALS	RPI 1-25	RPI 26-50	W-L RECORDS	RPI 51-100	RPI 101-999	RPI 201+				
14- 16	0- 3	0- 1	OVERALL	0- 6	14- 6	12- 1				
5- 7	0- 2	0- 0	HOME	0- 2	5- 3	5- 0				
6- 8	0- 1	0- 1	AWAY	0- 3	6- 3	4- 1				
3- 1	0- 0	0- 0	NEUTRAL	0- 1	3- 0	3- 0				
6- 4	0- 1	0- 1	NON-CONFERENCE	0- 1	6- 1	6- 0				
2- 1	0- 1	0- 0	HOME	0- 0	2- 0	2- 0				
2- 3	0- 0	0- 1	AWAY	0- 1	2- 1	2- 0				
2- 0	0- 0	0- 0	NEUTRAL	0- 0	2- 0	2- 0				
8- 12	0- 2	0- 0	CONFERENCE	0- 5	8- 5	6- 1				
3- 6	0- 1	0- 0	HOME	0- 2	3- 3	3- 0				
4- 5	0- 1	0- 0	AWAY	0- 2	4- 2	2- 1				
1- 1	0- 0	0- 0	NEUTRAL	0- 1	1- 0	1- 0				

RPI 1-25				RPI 26-50				RPI 51-100				RPI 101+				Team's RPI: 189
RPI	S	Opponent	Score	RPI	S	Opponent	Score	RPI	S	Opponent	Score	RPI	S	Opponent	Score	
21	H	Central Mich.	85 103	39	A	Michigan	69 78	66	A	Michigan St.	63 95	120	A	Cleveland St.	62 70	
23	A	Green Bay	48 78					80	A	IUPUI	64 80	120	H	Cleveland St.	66 86	
23	H	Green Bay	48 81					80	H	IUPUI	55 73	131	A	Milwaukee	80 75	
								80	N	IUPUI	49 56	131	H	Milwaukee	62 74	
								85	A	Wright St.	75 80	141	A	Youngstown St.	58 48	
								85	H	Wright St.	57 77	141	H	Youngstown St.	76 86	
												173	A	Northwestern	70 88	
												233	H	Niagara	67 59	
												242	H	Illinois St.	64 43	
												254	A	Northern Ky.	59 66	
												254	H	Northern Ky.	79 53	
												264	A	Cornell	79 77	
												282	N	Old Dominion	80 59	
												285	A	Canisius	83 48	
												326	A	Detroit Mercy	85 74	
												326	H	Detroit Mercy	83 50	
												331	N	Ark.-Pine Bluff	69 37	
												332	A	Ill.-Chicago	67 63	
												332	H	Ill.-Chicago	95 78	
												332	N	Ill.-Chicago	80 46	
-----																
LAST 12 Division I GAMES:																
				80	N	IUPUI	49 56	80	H	IUPUI	55 73					
				332	N	Ill.-Chicago	80 46	85	A	Wright St.	75 80					
				131	A	Milwaukee	80 75	254	A	Northern Ky.	59 66					
				23	A	Green Bay	48 78	120	H	Cleveland St.	66 86					
				326	A	Detroit Mercy	85 74	141	H	Youngstown St.	76 86					
				332	H	Ill.-Chicago	95 78	326	H	Detroit Mercy	83 50					

Non-Div I Games: Mich.-Dearborn 104 44

Oakland

Loss, 
Non-Conf, 
S Site, 
H Home
A Away 
N Neutral

Average RPI Win:	172	WON-LOST	WINNING	LAST 10	STRENGTH OF	OPP. STRENGTH	TEAM	ADJ.	CONF.	ADJ CONF.
Average RPI Loss:	86	RECORD	PCT. RANK	GAMES	SCHEDULE	OF SCHEDULE	RPI	RPI	RPI	RPI
DIV. I ONLY	15- 14	165	5- 5	69	90	101	101	8	8	
DIV. I NON-CONF.	5- 5	170	0- 0	90	148	122	122	8	8	
-----										
TOTALS	RPI 1-25	RPI 26-50	W-L RECORDS	RPI 51-100	RPI 101-999	RPI 201+				
15- 14	0- 4	1- 2	OVERALL	2- 4	12- 4	6- 2				
9- 5	0- 2	1- 1	HOME	1- 2	7- 0	3- 0				
6- 7	0- 0	0- 0	AWAY	1- 1	5- 1	3- 1				
0- 2	0- 0	0- 1	NEUTRAL	0- 0	0- 1	0- 0				
5- 5	0- 0	0- 2	NON-CONFERENCE	1- 1	4- 2	2- 0				
2- 2	0- 0	0- 1	HOME	0- 1	2- 0	0- 0				
3- 1	0- 0	0- 0	AWAY	1- 0	2- 1	2- 0				
0- 2	0- 0	0- 1	NEUTRAL	0- 0	0- 1	0- 0				
10- 9	0- 4	1- 0	CONFERENCE	1- 3	8- 2	4- 2				
7- 3	0- 2	1- 0	HOME	1- 1	5- 0	3- 0				
3- 6	0- 2	0- 0	AWAY	0- 2	3- 2	1- 2				
0- 0	0- 0	0- 0	NEUTRAL	0- 0	0- 0	0- 0				

RPI 1-25				RPI 26-50				RPI 51-100				RPI 101+				Team's RPI: 101
RPI	S	Opponent	Score	RPI	S	Opponent	Score	RPI	S	Opponent	Score	RPI	S	Opponent	Score	
19	A	Buffalo	53 70	31	N	Virginia	59 77	61	A	Purdue	77 71	111	A	Western Mich.	69 54	
19	H	Buffalo	63 67	38	H	Ball St.	80 76	80	H	IUPUI	52 76	120	A	Cleveland St.	64 71	
21	A	Central Mich.	58 82	39	H	Michigan	61 74	81	A	Miami (OH)	55 64	147	H	Northern Ill.	77 75	
21	H	Central Mich.	72 74					81	H	Miami (OH)	56 78	148	A	Kent St.	78 65	
								83	A	Tol edo	57 75	148	H	Kent St.	79 78	
								83	H	Tol edo	78 61	165	H	N. C. A&T	72 65	
												190	N	Furman	68 70	
												194	H	High Point	64 61	
												202	A	Eastern Mich.	58 73	
												206	A	Bowling Green	70 63	
												206	H	Bowling Green	69 58	
												221	A	Akron	59 62	
												221	H	Akron	85 73	
												221	H	Akron	70 67	
												309	A	Marshall	54 52	
												316	A	Eastern Ky.	69 57	
-----																
LAST 12 Division I GAMES:																
221	H	Akron	85 73	202	A	Eastern Mich.	58 73									
221	A	Akron	59 62	148	A	Kent St.	78 65									
81	H	Miami (OH)	56 78	21	H	Central Mich.	72 74									
19	A	Buffalo	53 70	38	H	Ball St.	80 76									
148	H	Kent St.	79 78	81	A	Miami (OH)	55 64									
206	H	Bowling Green	69 58	147	H	Northern Ill.	77 75									

Non-Div I Games: Notre Dame (OH) 93 37

Ohio

Average RPI	Win:	90	WON-LOST	WINNING	LAST 10	STRENGTH OF	OPP. STRENGTH	TEAM	ADJ.	CONF.	ADJ CONF.
Average RPI	Loss:	19	RECORD	PCT. RANK	GAMES	SCHEDULE	OF SCHEDULE	RPI	RPI	RPI	RPI
DIV. I ONLY		27- 6	17	9- 1	6	6	6	6	3	3	
DIV. I NON-CONF.		11- 3	45	0- 1	9	3	8	8	4	4	
-----											
TOTALS	RPI 1-25		RPI 26-50		W-L RECORDS	RPI 51-100		RPI 101-999		RPI 201+	
27- 6	3- 5		6- 1		OVERALL	9- 0		9- 0		2- 0	
13- 2	1- 1		3- 1		HOME	5- 0		4- 0		0- 0	
8- 4	0- 4		1- 0		AWAY	3- 0		4- 0		2- 0	
6- 0	2- 0		2- 0		NEUTRAL	1- 0		1- 0		0- 0	
11- 3	2- 3		1- 0		NON-CONFERENCE	2- 0		6- 0		0- 0	
6- 1	1- 1		1- 0		HOME	1- 0		3- 0		0- 0	
2- 2	0- 2		0- 0		AWAY	0- 0		2- 0		0- 0	
3- 0	1- 0		0- 0		NEUTRAL	1- 0		1- 0		0- 0	
16- 3	1- 2		5- 1		CONFERENCE	7- 0		3- 0		2- 0	
7- 1	0- 0		2- 1		HOME	4- 0		1- 0		0- 0	
6- 2	0- 2		1- 0		AWAY	3- 0		2- 0		2- 0	
3- 0	1- 0		2- 0		NEUTRAL	0- 0		0- 0		0- 0	

RPI	S	Opponent	Score	RPI	S	Opponent	Score	RPI	S	Opponent	Score	RPI	S	Opponent	Score
3	H	Louisville	90 95	37	H	Quinnipiac	95 63	51	N	FGCU	104 62	104	A	Cincinnati	87 76
13	H	Stanford	85 64	39	A	Michigan	78 71	53	A	Indiana	77 62	117	H	Dartmouth	103 70
13	N	Stanford	94 82	39	H	Michigan	75 84	53	H	Indiana	85 70	151	H	Idaho	99 56
14	A	South Fla.	65 84	40	H	Rutgers	90 68	59	A	Nebraska	73 61	173	H	Northwestern	88 54
17	A	Maryland	69 99	40	N	Rutgers	82 57	61	H	Purdue	73 60	175	A	Florida	103 77
17	N	Maryland	79 69	41	H	Minnesota	91 75	66	H	Michigan St.	78 62	192	N	Memphis	100 69
18	A	Duke	60 69	41	N	Minnesota	90 88	74	H	Maine	83 70	201	H	Washington	85 76
22	A	Iowa	89 103					93	A	Penn St.	89 64	203	A	Wisconsin	68 55
								93	H	Penn St.	94 64	240	A	Illinois	88 69
-----															
LAST 12 Division I GAMES:															
17	N	Maryland	79 69	240	A	Illinois	88 69	14	A	South Fla.	65 84	40	H	Rutgers	90 68
41	N	Minnesota	90 88	40	H	Rutgers	90 68	203	A	Wisconsin	68 55	93	H	Penn St.	94 64
40	N	Rutgers	82 57	66	H	Michigan St.	78 62	93	H	Penn St.	94 64	66	H	Michigan St.	78 62
93	A	Penn St.	89 64												
173	H	Northwestern	88 54												
61	H	Purdue	73 60												

Non-Div I Games:

Ohio St.

O  
k  
l  
a  
h  
o  
m  
a

Oklahoma				Through Games Of March 6, 2018								
Average RPI	Win:	121	WON-LOST	WINNING	LAST 10		STRENGTH OF	OPP. STRENGTH	TEAM	ADJ.	CONF.	ADJ CONF.
Average RPI	Loss:	44	RECORD	PCT. RANK	GAMES		SCHEDULE	OF SCHEDULE	RPI	RPI	RPI	RPI
DIV. I ONLY			16- 14	157	6- 4		2	18	34	34	4	4
DIV. I NON-CONF.			5- 6	187	0- 0		3	11	32	32	5	5
-----												
TOTALS		RPI 1-25		RPI 26-50		W-L RECORDS		RPI 51-100		RPI 101-999		RPI 201+
16- 14		1- 7		0- 1		OVERALL		7- 5		8- 1		3- 0
10- 4		1- 2		0- 0		HOME		5- 1		4- 1		2- 0
6- 8		0- 4		0- 1		AWAY		2- 3		4- 0		1- 0
0- 2		0- 1		0- 0		NEUTRAL		0- 1		0- 0		0- 0
5- 6		1- 3		0- 1		NON-CONFERENCE		2- 1		2- 1		1- 0
4- 1		1- 0		0- 0		HOME		2- 0		1- 1		1- 0
1- 4		0- 2		0- 1		AWAY		0- 1		1- 0		0- 0
0- 1		0- 1		0- 0		NEUTRAL		0- 0		0- 0		0- 0
11- 8		0- 4		0- 0		CONFERENCE		5- 4		6- 0		2- 0
6- 3		0- 2		0- 0		HOME		3- 1		3- 0		1- 0
5- 4		0- 2		0- 0		AWAY		2- 2		3- 0		1- 0
0- 1		0- 0		0- 0		NEUTRAL		0- 1		0- 0		0- 0

RPI 1-25				RPI 26-50				Team's RPI: 34				RPI 51-100				RPI 101+			
RPI	S	Opponent	Score	RPI	S	Opponent	Score					RPI	S	Opponent	Score	RPI	S	Opponent	Score
1	N	UConn	64 88	27	A	South Dakota St.	61 67					57	H	Belmont	96 73	103	A	Colorado St.	78 46
4	A	Bayl or	65 74									58	A	Okl ahoma St.	82 96	108	A	Iowa St.	74 69
4	H	Bayl or	52 74									58	H	Okl ahoma St.	67 70	108	H	Iowa St.	80 71
7	A	Oregon	74 92									64	A	West Vi rgi ni a	79 77	175	H	Fl ori da	61 80
12	A	Texas	66 79									64	H	West Vi rgi ni a	76 57	183	A	Kansas	72 52
12	H	Texas	78 88									70	A	TCU	58 62	183	H	Kansas	97 64
14	H	South Fla.	79 74									70	H	TCU	84 71	214	H	SMU	87 75
20	A	DePaul	108 111									70	N	TCU	83 90	251	A	Texas Tech	73 52
												87	H	New Mexi co	105 63	251	H	Texas Tech	79 61
												91	A	Kansas St.	76 71				
												91	H	Kansas St.	68 49				
												95	A	Little Rock	56 68				
LAST 12 Di vi si on I GAMES:																			
70	N	TCU	83 90	4	A	Bayl or	65 74												
12	A	Texas	66 79	64	H	West Vi rgi ni a	76 57												
251	H	Texas Tech	79 61	91	H	Kansas St.	68 49												
108	H	Iowa St.	80 71	70	A	TCU	58 62												
64	A	West Vi rgi ni a	79 77	183	H	Kansas	97 64												
183	A	Kansas	72 52	58	H	Okl ahoma St.	67 70												

O  
k  
l  
a  
h  
o  
m  
a

Non-Di v I Games:

Oklahoma

Average RPI Win:	161	WON-LOST	WINNING	LAST 10	STRENGTH OF	OPP. STRENGTH	TEAM	ADJ.	CONF.	ADJ CONF.
Average RPI Loss:	49	RECORD	PCT. RANK	GAMES	SCHEDULE	OF SCHEDULE	RPI	RPI	RPI	RPI
DIV. I ONLY	20- 10	84	5- 5	61	37	58	58	4	4	
DIV. I NON-CONF.	9- 2	33	0- 0	172	112	64	64	5	5	
-----										
TOTALS	RPI 1-25	RPI 26-50	W-L RECORDS	RPI 51-100	RPI 101-999	RPI 201+				
20- 10	1- 6	2- 0	OVERALL	6- 2	11- 2	7- 0				
14- 3	1- 2	1- 0	HOME	3- 0	9- 1	6- 0				
5- 5	0- 3	1- 0	AWAY	2- 1	2- 1	1- 0				
1- 2	0- 1	0- 0	NEUTRAL	1- 1	0- 0	0- 0				
9- 2	1- 2	0- 0	NON-CONFERENCE	1- 0	7- 0	5- 0				
8- 0	1- 0	0- 0	HOME	0- 0	7- 0	5- 0				
0- 1	0- 1	0- 0	AWAY	0- 0	0- 0	0- 0				
1- 1	0- 1	0- 0	NEUTRAL	1- 0	0- 0	0- 0				
11- 8	0- 4	2- 0	CONFERENCE	5- 2	4- 2	2- 0				
6- 3	0- 2	1- 0	HOME	3- 0	2- 1	1- 0				
5- 4	0- 2	1- 0	AWAY	2- 1	2- 1	1- 0				
0- 1	0- 0	0- 0	NEUTRAL	0- 1	0- 0	0- 0				

RPI 1-25				RPI 26-50				RPI 51-100				RPI 101+			
RPI	S	Opponent	Score	RPI	S	Opponent	Score	RPI	S	Opponent	Score	RPI	S	Opponent	Score
4	A	Bayl or	64 77	34	A	Okl ahoma	70 67	60	N	South Dakota	76 68	108	A	Iowa St.	81 73
4	H	Bayl or	45 87	34	H	Okl ahoma	96 82	64	A	West Vi rgi ni a	79 69	108	H	Iowa St.	69 78
5	A	Missi ssi ppi St.	76 79					64	H	West Vi rgi ni a	79 73	149	H	Wichi ta St.	91 67
9	N	Tennessee	69 79					64	N	West Vi rgi ni a	60 69	181	H	Southern U.	94 66
10	H	UCLA	87 72					70	A	TCU	71 54	183	A	Kansas	59 66
12	A	Texas	79 84					70	H	TCU	85 72	183	H	Kansas	92 63
12	H	Texas	62 77					91	A	Kansas St.	64 80	251	A	Texas Tech	98 57
								91	H	Kansas St.	76 68	251	H	Texas Tech	80 62
Team's RPI: 58															
LAST 12 Division I GAMES:															
64	N	West Vi rgi ni a	60 69	108	A	Iowa St.	81 73	70	A	TCU	71 54	183	H	Kansas	92 63
70	H	TCU	85 72	70	A	TCU	71 54	4	A	Bayl or	64 77	251	H	Texas Tech	80 62
64	A	West Vi rgi ni a	79 69	183	H	Kansas	92 63	108	H	Iowa St.	69 78				
183	A	Kansas	59 66												
12	H	Texas	62 77												
4	H	Bayl or	45 87												

Non-Div I Games:

Oklahoma St.

Average RPI Win:	265	WON-LOST	WINNING	LAST 10	STRENGTH OF	OPP. STRENGTH	TEAM	ADJ.	CONF.	ADJ CONF.
Average RPI Loss:	145	RECORD	PCT. RANK	GAMES	SCHEDULE	OF SCHEDULE	RPI	RPI	RPI	RPI
DIV. I ONLY	8- 22	288	4- 6	146	212	282	282	18	18	
DIV. I NON-CONF.	2- 12	306	0- 0	131	258	299	299	19	19	
-----										
TOTALS	RPI 1-25	RPI 26-50	W-L RECORDS	RPI 51-100	RPI 101-999	RPI 201+				
8- 22	0- 2	0- 0	OVERALL	0- 3	8- 17	7- 5				
7- 8	0- 2	0- 0	HOME	0- 2	7- 4	6- 1				
1- 11	0- 0	0- 0	AWAY	0- 1	1- 10	1- 3				
0- 3	0- 0	0- 0	NEUTRAL	0- 0	0- 3	0- 1				
2- 12	0- 2	0- 0	NON-CONFERENCE	0- 1	2- 9	2- 2				
2- 5	0- 2	0- 0	HOME	0- 1	2- 2	2- 0				
0- 4	0- 0	0- 0	AWAY	0- 0	0- 4	0- 1				
0- 3	0- 0	0- 0	NEUTRAL	0- 0	0- 3	0- 1				
6- 10	0- 0	0- 0	CONFERENCE	0- 2	6- 8	5- 3				
5- 3	0- 0	0- 0	HOME	0- 1	5- 2	4- 1				
1- 7	0- 0	0- 0	AWAY	0- 1	1- 6	1- 2				
0- 0	0- 0	0- 0	NEUTRAL	0- 0	0- 0	0- 0				

RPI 1-25				RPI 26-50				RPI 51-100				RPI 101+ Team's RPI: 282			
RPI	S	Opponent	Score	RPI	S	Opponent	Score	RPI	S	Opponent	Score	RPI	S	Opponent	Score
16	H	NC State	56 73					56	A	Western Ky.	48 62	102	A	Middle Tenn.	47 65
18	H	Duke	51 84					79	H	UAB	61 74	104	H	Cincinnati	33 54
								88	H	Liberty	55 63	106	A	Rice	45 53
												109	A	George Mason	53 66
												118	N	Saint Francis (PA)	68 79
												123	A	Louisiana Tech	45 59
												154	A	Charlotte	43 51
												154	H	Charlotte	60 63
												157	A	William & Mary	58 75
												176	H	UTEP	56 52
												178	A	Hampton	42 50
												189	N	Oakland	59 80
												195	H	Richmond	45 54
												205	A	Southern Miss.	74 55
												223	H	Fla. Atlantic	59 54
												227	A	North Texas	46 63
												227	H	North Texas	52 55
												253	N	Abilene Christian	60 74
												266	A	UTSA	56 64
												266	H	UTSA	69 63
												281	A	VCU	39 68
												299	H	FIU	68 60
												309	H	Marshall	69 53
												318	H	South Carolina St.	52 35
												321	H	Coppin St.	75 67
-----															
LAST 12 Division I GAMES:															
102	A	Middle Tenn.	47 65	56	A	Western Ky.	48 62								
154	A	Charlotte	43 51	299	H	FIU	68 60								
227	H	North Texas	52 55	106	A	Rice	45 53								
176	H	UTEP	56 52	123	A	Louisiana Tech	45 59								
223	H	Fla. Atlantic	59 54	266	H	UTSA	69 63								
205	A	Southern Miss.	74 55	309	H	Marshall	69 53								

Non-Div I Games:

Old Domini on

Loss, 
Non-Conf, 
S Site, 
H Home
A Away 
N Neutral

O  
l  
e  
M  
i  
s  
s

Ole Miss				Through Games Of March 6, 2018							
Average RPI	Win:	216	WON-LOST	WINNING	LAST 10	STRENGTH OF	OPP. STRENGTH	TEAM	ADJ.	CONF.	ADJ CONF.
Average RPI	Loss:	62	RECORD	PCT. RANK	GAMES	SCHEDULE	OF SCHEDULE	RPI	RPI	RPI	RPI
DIV. I ONLY		12- 19	234	1- 9	48	76	161	161	2	2	
DIV. I NON-CONF.		10- 3	52	0- 0	182	305	77	77	2	2	
-----											
TOTALS		RPI 1-25		RPI 26-50	W-L RECORDS		RPI 51-100	RPI 101-999		RPI 201+	
12- 19		0- 8		0- 3	OVERALL		0- 3	12- 5		6- 0	
9- 7		0- 3		0- 1	HOME		0- 2	9- 1		5- 0	
1- 10		0- 0		0- 0	AWAY		0- 0	1- 0		0- 0	
2- 2		0- 1		0- 0	NEUTRAL		0- 0	2- 1		1- 0	
10- 3		0- 1		0- 0	NON-CONFERENCE		0- 0	10- 2		6- 0	
8- 0		0- 0		0- 0	HOME		0- 0	8- 0		5- 0	
1- 2		0- 1		0- 0	AWAY		0- 0	1- 1		0- 0	
1- 1		0- 0		0- 0	NEUTRAL		0- 0	1- 1		1- 0	
2- 16		0- 7		0- 3	CONFERENCE		0- 3	2- 3		0- 0	
1- 7		0- 3		0- 1	HOME		0- 2	1- 1		0- 0	
0- 8		0- 3		0- 2	AWAY		0- 1	0- 2		0- 0	
1- 1		0- 1		0- 0	NEUTRAL		0- 0	1- 0		0- 0	

RPI 1-25				RPI 26-50				RPI 51-100				RPI 101+ Team's RPI: 161			
RPI	S	Opponent	Score	RPI	S	Opponent	Score	RPI	S	Opponent	Score	RPI	S	Opponent	Score
5	A	Mississippi St.	45 76	26	A	Georgia	45 69	86	H	Kentucky	71 79	102	H	Middle Tenn.	65 56
5	H	Mississippi St.	49 69	26	H	Georgia	52 66	94	H	Alabama	79 82	119	N	Saint Louis	64 79
7	A	Oregon	46 90	28	A	LSU	55 84	100	A	Auburn	55 60	126	A	Portland St.	79 94
9	A	Tennessee	66 75									146	A	Arkansas	72 73
11	H	South Carolina	62 88									150	H	Vanderbilt	72 75
15	A	Texas A&M	54 83									168	H	South Ala.	66 59
24	H	Missouri	48 67									175	A	Florida	60 61
24	N	Missouri	50 59									175	H	Florida	78 75
												175	N	Florida	48 43
												179	H	Troy	96 93
												185	A	Temple	64 48
												205	H	Southern Miss.	68 59
												218	H	Texas Southern	73 58
												219	H	Arkansas St.	74 48
												300	H	Kennesaw St.	92 63
												333	N	Delaware St.	110 58
												336	H	Northwestern St.	75 44
-----															
LAST 12 Division I GAMES:															
24	N	Missouri	50 59	94	H	Alabama	79 82								
175	N	Florida	48 43	15	A	Texas A&M	54 83								
100	A	Auburn	55 60	26	A	Georgia	45 69								
86	H	Kentucky	71 79	150	H	Vanderbilt	72 75								
26	H	Georgia	52 66	5	H	Mississippi St.	49 69								
28	A	LSU	55 84	9	A	Tennessee	66 75								

Non-Div I Games:

Ole Miss



Average RPI Win:	265	WON-LOST	WINNING	LAST 10	STRENGTH OF	OPP. STRENGTH	TEAM	ADJ.	CONF.	ADJ CONF.
Average RPI Loss:	132	RECORD	PCT. RANK	GAMES	SCHEDULE	OF SCHEDULE	RPI	RPI	RPI	RPI
DIV. I ONLY	9- 16	247	3- 6	193	203	244	244	12	12	
DIV. I NON-CONF.	6- 4	122	0- 0	281	307	161	161	16	16	
-----										
TOTALS	RPI 1-25	RPI 26-50	W-L RECORDS	RPI 51-100	RPI 101-999	RPI 201+				
9- 16	0- 0	0- 3	OVERALL	0- 6	9- 7	8- 3				
5- 6	0- 0	0- 2	HOME	0- 2	5- 2	4- 0				
4- 9	0- 0	0- 1	AWAY	0- 3	4- 5	4- 3				
0- 1	0- 0	0- 0	NEUTRAL	0- 1	0- 0	0- 0				
6- 4	0- 0	0- 1	NON-CONFERENCE	0- 1	6- 2	5- 2				
3- 1	0- 0	0- 1	HOME	0- 0	3- 0	2- 0				
3- 3	0- 0	0- 0	AWAY	0- 1	3- 2	3- 2				
0- 0	0- 0	0- 0	NEUTRAL	0- 0	0- 0	0- 0				
3- 12	0- 0	0- 2	CONFERENCE	0- 5	3- 5	3- 1				
2- 5	0- 0	0- 1	HOME	0- 2	2- 2	2- 0				
1- 6	0- 0	0- 1	AWAY	0- 2	1- 3	1- 1				
0- 1	0- 0	0- 0	NEUTRAL	0- 1	0- 0	0- 0				

RPI	S	Opponent	Score	RPI	S	Opponent	Score	RPI	S	Opponent	Score	RPI	S	Opponent	Score
27	A	South Dakota St.	64 89	60	A	South Dakota	46 70	135	H	UNI	78 74				
27	H	South Dakota St.	54 103	60	H	South Dakota	50 72	172	A	Oral Roberts	56 72				
48	H	Creighton	51 72	91	A	Kansas St.	60 81	172	H	Oral Roberts	53 82				
				99	A	Western Ill.	68 103	177	A	Denver	60 81				
				99	H	Western Ill.	51 90	177	H	Denver	74 85				
				99	N	Western Ill.	57 97	204	H	Montana St.	64 53				
								210	A	CSU Bakersfield	43 52				
								211	A	CSUN	68 60				
								267	A	Bradley	56 69				
								284	A	North Dakota St.	59 57				
								284	H	North Dakota St.	80 67				
								302	A	USC Upstate	69 66				
								303	A	Wofford	64 60				
								325	A	Fort Wayne	65 76				
								325	H	Fort Wayne	77 61				
								337	H	Florida A&M	78 73				
LAST 12 Division I GAMES:															
99	N	Western Ill.	57 97	99	A	Western Ill.	68 103								
284	A	North Dakota St.	59 57	27	H	South Dakota St.	54 103								
172	A	Oral Roberts	56 72	284	H	North Dakota St.	80 67								
177	A	Denver	60 81	60	A	South Dakota	46 70								
60	H	South Dakota	50 72	177	H	Denver	74 85								
325	H	Fort Wayne	77 61	99	H	Western Ill.	51 90								

Non-Div I Games: Graceland (IA) 96 69 Peru St. 63 47 St. Mary (NE) 81 58

Omaha

Average RPI Win:	273	WON-LOST	WINNING	LAST 10	STRENGTH OF	OPP. STRENGTH	TEAM	ADJ.	CONF.	ADJ CONF.
Average RPI Loss:	92	RECORD	PCT. RANK	GAMES	SCHEDULE	OF SCHEDULE	RPI	RPI	RPI	RPI
DIV. I ONLY	15- 13	154	4- 5	241	189	172	172	12	12	
DIV. I NON-CONF.	7- 5	132	0- 0	329	274	206	206	16	16	
-----										
TOTALS	RPI 1-25	RPI 26-50	W-L RECORDS	RPI 51-100	RPI 101-999	RPI 201+				
15- 13	0- 0	0- 2	OVERALL	0- 7	15- 4	12- 0				
5- 4	0- 0	0- 1	HOME	0- 2	5- 1	4- 0				
5- 8	0- 0	0- 1	AWAY	0- 4	5- 3	4- 0				
5- 1	0- 0	0- 0	NEUTRAL	0- 1	5- 0	4- 0				
7- 5	0- 0	0- 0	NON-CONFERENCE	0- 2	7- 3	6- 0				
1- 1	0- 0	0- 0	HOME	0- 0	1- 1	1- 0				
2- 4	0- 0	0- 0	AWAY	0- 2	2- 2	1- 0				
4- 0	0- 0	0- 0	NEUTRAL	0- 0	4- 0	4- 0				
8- 8	0- 0	0- 2	CONFERENCE	0- 5	8- 1	6- 0				
4- 3	0- 0	0- 1	HOME	0- 2	4- 0	3- 0				
3- 4	0- 0	0- 1	AWAY	0- 2	3- 1	3- 0				
1- 1	0- 0	0- 0	NEUTRAL	0- 1	1- 0	0- 0				

RPI 1-25				RPI 26-50				RPI 51-100				RPI 101+				Team's RPI: 172	
RPI	S	Opponent	Score	RPI	S	Opponent	Score	RPI	S	Opponent	Score	RPI	S	Opponent	Score		
27	A	South Dakota St.	72 96	27	H	South Dakota St.	70 77	60	A	South Dakota	55 72	112	A	Utah	50 71		
								60	H	South Dakota	68 73	146	H	Arkansas	66 77		
								60	N	South Dakota	53 65	167	A	UT Arlington	46 70		
								70	A	TCU	58 72	177	A	Denver	54 70		
								96	A	Missouri St.	66 76	177	H	Denver	90 60		
								99	A	Western Ill.	49 56	177	N	Denver	76 71		
								99	H	Western Ill.	63 85	196	A	Tulsa	53 41		
												244	A	Omaha	82 53		
												244	H	Omaha	72 56		
												279	A	UMKC	76 73		
												284	A	North Dakota St.	64 57		
												284	H	North Dakota St.	71 48		
												290	N	Alcorn	76 52		
												301	N	Long Beach St.	64 58		
												310	H	Houston Baptist	78 56		
												319	N	Cal St. Fullerton	60 50		
												325	A	Fort Wayne	73 48		
												325	H	Fort Wayne	66 45		
												346	N	Chicago St.	73 43		
LAST 12 Division I GAMES:																	

Non-Div I Games: Okla. Panhandle 88 35 Cent. Christian (KS) 18 47

Oral Roberts

Average RPI Win: **116**  
 Average RPI Loss: **16**

WON-LOST  
RECORD

WINNING  
PCT. RANK

LAST 10  
GAMES

STRENGTH OF  
SCHEDULE

OPP. STRENGTH  
OF SCHEDULE

TEAM  
RPI

ADJ.  
RPI

CONF.  
RPI

ADJ CONF.  
RPI

DIV. I ONLY	30- 4	9	9- 1	21	17	7	7	5	5
DIV. I NON-CONF.	11- 2	22	0- 0	19	26	7	7	3	3
TOTALS	RPI 1-25	RPI 26-50	W-L RECORDS	RPI 51-100	RPI 101-999	RPI 201+			
30- 4	6- 3	5- 1	OVERALL	3- 0	16- 0	5- 0			
16- 1	1- 1	4- 0	HOME	2- 0	9- 0	3- 0			
9- 3	2- 2	1- 1	AWAY	1- 0	5- 0	1- 0			
5- 0	3- 0	0- 0	NEUTRAL	0- 0	2- 0	1- 0			
11- 2	2- 2	1- 0	NON-CONFERENCE	1- 0	7- 0	3- 0			
8- 0	0- 0	1- 0	HOME	1- 0	6- 0	2- 0			
1- 2	1- 2	0- 0	AWAY	0- 0	0- 0	0- 0			
2- 0	1- 0	0- 0	NEUTRAL	0- 0	1- 0	1- 0			
19- 2	4- 1	4- 1	CONFERENCE	2- 0	9- 0	2- 0			
8- 1	1- 1	3- 0	HOME	1- 0	3- 0	1- 0			
8- 1	1- 0	1- 1	AWAY	1- 0	5- 0	1- 0			
3- 0	2- 0	0- 0	NEUTRAL	0- 0	1- 0	0- 0			

RPI 1-25				Team's RPI: 7			
RPI	S	Opponent	Score				
3	A	Louisville	61 74				
5	A	Mississippi St.	79 90				
10	A	UCLA	70 61				
10	H	UCLA	101 94				
10	N	UCLA	65 62				
13	H	Stanford	65 78				
13	N	Stanford	77 57				
15	A	Texas A&M	83 68				
15	N	Texas A&M	84 62				

RPI 26-50			
RPI	S	Opponent	Score
34	H	Oklahoma	92 74
42	A	Oregon St.	79 85
42	H	Oregon St.	75 63
43	H	California	91 54
49	A	Southern California	70 66
49	H	Southern California	80 74

RPI 51-100			
RPI	S	Opponent	Score
54	A	Arizona St.	57 44
54	H	Arizona St.	74 64
71	H	Drake	110 77

RPI 101+			
RPI	S	Opponent	Score
112	A	Utah	84 68
113	A	Washington St.	90 79
113	H	Washington St.	89 56
140	H	Eastern Wash.	81 40
143	A	Colorado	74 55
143	N	Colorado	84 47
145	H	Weber St.	114 87
161	H	Ole Miss	90 46
178	H	Hampton	87 45
201	A	Washington	76 63
201	H	Washington	94 83
211	H	CSUN	91 43
256	N	Hawaii	85 44
278	A	Arizona	74 61
278	H	Arizona	62 44
328	H	Southern Utah	98 38

LAST 12 Division I GAMES:

13	N	Stanford	77	57
10	N	UCLA	65	62
143	N	Colorado	84	47
278	A	Arizona	74	61
54	A	Arizona St.	57	44
10	H	UCLA	101	94

49	H	Southern California	80	74
113	A	Washington St.	90	79
201	A	Washington	76	63
13	H	Stanford	65	78
43	H	California	91	54
112	A	Utah	84	68

Non-Div I Games:

Oregon

Loss, Non-Conf, S Site, H Home A Away N Neutral

Average RPI Win: 168

Average RPI Loss: 22

WON-LOST  
RECORDWINNING  
PCT. RANKLAST 10  
GAMESSTRENGTH OF  
SCHEDULEOPP. STRENGTH  
OF SCHEDULETEAM  
RPIADJ.  
RPICONF.  
RPIADJ CONF.  
RPIDIV. I ONLY  
DIV. I NON-CONF.23- 7  
9- 242  
338- 2  
0- 0103  
25947  
15242  
9442  
945  
35  
3

TOTALS

RPI 1-25

RPI 26-50

W-L RECORDS

RPI 51-100

RPI 101-999

RPI 201+

23- 7

2- 5

2- 1

OVERALL

3- 1

16- 0

7- 0

14- 2

2- 2

2- 0

HOME

2- 0

8- 0

4- 0

7- 4

0- 3

0- 1

AWAY

1- 0

6- 0

2- 0

2- 1

0- 0

0- 0

NEUTRAL

0- 1

2- 0

1- 0

9- 2

0- 2

0- 0

NON-CONFERENCE

1- 0

8- 0

5- 0

6- 1

0- 1

0- 0

HOME

1- 0

5- 0

3- 0

1- 1

0- 1

0- 0

AWAY

0- 0

1- 0

1- 0

2- 0

0- 0

0- 0

NEUTRAL

0- 0

2- 0

1- 0

14- 5

2- 3

2- 1

CONFERENCE

2- 1

8- 0

2- 0

8- 1

2- 1

2- 0

HOME

1- 0

3- 0

1- 0

6- 3

0- 2

0- 1

AWAY

1- 0

5- 0

1- 0

0- 1

0- 0

0- 0

NEUTRAL

0- 1

0- 0

0- 0

RPI 1-25

RPI 26-50

Team's RPI: 42

RPI 51-100

RPI 101+

RPI	S	Opponent	Score
2	H	Notre Dame	67 72
7	A	Oregon	63 75
7	H	Oregon	85 79
10	A	UCLA	49 84
10	H	UCLA	67 64
13	H	Stanford	57 60
18	A	Duke	65 72

RPI	S	Opponent	Score
43	H	Cal i forn i a	68 48
49	A	Southern Cal i forn i a	61 65
49	H	Southern Cal i forn i a	69 63

RPI	S	Opponent	Score
54	A	Arizona St.	64 60
54	H	Arizona St.	57 54
54	N	Arizona St.	51 57
65	H	UC Davis	61 47

RPI	S	Opponent	Score
112	A	Utah	69 58
113	A	Washington St.	63 61
113	H	Washington St.	71 53
143	A	Colorado	86 71
180	N	Nevada	89 49
198	H	UC Santa Barbara	74 49
200	H	North Dakota	65 55
201	A	Washington	95 57
201	H	Washington	75 63
278	A	Ari zona	65 40
278	H	Ari zona	88 48
280	H	San Jose St.	110 62
314	N	Utah St.	94 55
320	A	N. C. Central	97 44
322	H	Utah Valley	98 41
340	H	Savannah St.	84 36

LAST 12 Di v i s i o n I GAMES:

54	N	Ari zona St.	51	57	113	A	Washington St.	63	61
54	A	Ari zona St.	64	60	43	H	Cal i forn i a	68	48
278	A	Ari zona	65	40	13	H	Stanford	57	60
49	H	Southern Cal i forn i a	69	63	143	A	Col orado	86	71
10	H	UCLA	67	64	112	A	Utah	69	58
201	A	Washi ngton	95	57	7	A	Oregon	63	75

O  
r  
e  
g  
o  
n  
S  
t  
.O  
r  
e  
g  
o  
n  
S  
t  
.

Non-Di v I Games:

Oregon St.

Loss, Non-Conf, S Site, H Home A Away N Neutral

Paci fic				Through Games Of March 6, 2018							
Average RPI	Win:	208	WON-LOST	WINNING	LAST 10	STRENGTH OF	OPP. STRENGTH	TEAM	ADJ.	CONF.	ADJ CONF.
Average RPI	Loss:	126	RECORD	PCT. RANK	GAMES	SCHEDULE	OF SCHEDULE	RPI	RPI	RPI	RPI
DIV. I ONLY		14- 17	207	4- 6	125	142	188	188	14	14	
DIV. I NON-CONF.		5- 5	170	0- 0	43	192	132	132	11	11	
-----											
TOTALS		RPI 1-25	RPI 26-50		W-L RECORDS		RPI 51-100		RPI 101-999		RPI 201+
14- 17		0- 0	1- 4		OVERALL		2- 3		11- 10		8- 2
9- 7		0- 0	1- 2		HOME		1- 2		7- 3		5- 0
3- 9		0- 0	0- 2		AWAY		0- 1		3- 6		2- 2
2- 1		0- 0	0- 0		NEUTRAL		1- 0		1- 1		1- 0
5- 5		0- 0	1- 2		NON-CONFERENCE		1- 1		3- 2		3- 0
4- 3		0- 0	1- 1		HOME		1- 1		2- 1		2- 0
1- 2		0- 0	0- 1		AWAY		0- 0		1- 1		1- 0
0- 0		0- 0	0- 0		NEUTRAL		0- 0		0- 0		0- 0
9- 12		0- 0	0- 2		CONFERENCE		1- 2		8- 8		5- 2
5- 4		0- 0	0- 1		HOME		0- 1		5- 2		3- 0
2- 7		0- 0	0- 1		AWAY		0- 1		2- 5		1- 2
2- 1		0- 0	0- 0		NEUTRAL		1- 0		1- 1		1- 0

RPI 1-25				RPI 26-50				RPI 51-100				RPI 101+ Team's RPI: 188			
RPI	S	Opponent	Score	RPI	S	Opponent	Score	RPI	S	Opponent	Score	RPI	S	Opponent	Score
				32	A	Gonzaga	66 90	65	H	UC Davis	58 90	129	A	San Francisco	78 80
				32	H	Gonzaga	72 99	77	A	Saint Mary's (CA)	88 96	129	H	San Francisco	71 81
				36	A	Northern Colo.	55 80	77	H	Saint Mary's (CA)	69 70	142	A	Fresno St.	70 81
				43	H	Cal i forni a	85 92	77	N	Saint Mary's (CA)	77 73	144	A	Loyola Marymount	60 75
				46	H	UCF	78 74	90	H	Lamar Uni versi ty	80 75	144	H	Loyola Marymount	77 79
												155	A	BYU	65 77
												155	H	BYU	83 76
												166	A	San Di ego	81 68
												166	H	San Di ego	62 60
												166	N	San Di ego	56 66
												170	H	Brown	57 74
												217	A	Seattle U	85 73
												239	A	Pepperdi ne	85 77
												239	H	Pepperdi ne	84 73
												280	H	San Jose St.	106 97
												289	A	Santa Clara	55 57
												289	H	Santa Clara	55 37
												317	A	Portland	67 89
												317	H	Portland	91 55
												317	N	Portland	85 60
												319	H	Cal St. Fullerton	81 65
-----															
LAST 12 Di vi si on I GAMES:															
				166	N	San Di ego	56 66	166	H	San Di ego	62 60				
				77	N	Saint Mary's (CA)	77 73	317	A	Portland	67 89				
				317	N	Portland	85 60	32	A	Gonzaga	66 90				
				144	H	Loyola Marymount	77 79	239	H	Pepperdi ne	84 73				
				129	A	San Francisco	78 80	289	H	Santa Clara	55 37				
				289	A	Santa Clara	55 57	155	H	BYU	83 76				

Non-Di v I Games: UC Merced 123 59

Paci fi c

Average RPI Win:	182	WON-LOST	WINNING	LAST 10	STRENGTH OF	OPP. STRENGTH	TEAM	ADJ.	CONF.	ADJ CONF.
Average RPI Loss:	84	RECORD	PCT. RANK	GAMES	SCHEDULE	OF SCHEDULE	RPI	RPI	RPI	RPI
DIV. I ONLY	19- 7	55	8- 2	139	92	62	62	9	9	
DIV. I NON-CONF.	8- 4	87	0- 0	239	60	105	105	9	9	
-----										
TOTALS	RPI 1-25	RPI 26-50	W-L RECORDS	RPI 51-100	RPI 101-999	RPI 201+				
19- 7	0- 1	1- 2	OVERALL	2- 2	16- 2	8- 1				
8- 2	0- 1	0- 1	HOME	1- 0	7- 0	4- 0				
9- 4	0- 0	1- 1	AWAY	0- 1	8- 2	3- 1				
2- 1	0- 0	0- 0	NEUTRAL	1- 1	1- 0	1- 0				
8- 4	0- 1	1- 0	NON-CONFERENCE	1- 1	6- 2	4- 1				
2- 1	0- 1	0- 0	HOME	0- 0	2- 0	2- 0				
4- 2	0- 0	1- 0	AWAY	0- 0	3- 2	1- 1				
2- 1	0- 0	0- 0	NEUTRAL	1- 1	1- 0	1- 0				
11- 3	0- 0	0- 2	CONFERENCE	1- 1	10- 0	4- 0				
6- 1	0- 0	0- 1	HOME	1- 0	5- 0	2- 0				
5- 2	0- 0	0- 1	AWAY	0- 1	5- 0	2- 0				
0- 0	0- 0	0- 0	NEUTRAL	0- 0	0- 0	0- 0				

RPI 1-25				RPI 26-50				RPI 51-100				RPI 101+			
RPI	S	Opponent	Score	RPI	S	Opponent	Score	RPI	S	Opponent	Score	RPI	S	Opponent	Score
2	H	Notre Dame	54 66	29	A	Villanova	79 77	52	A	Harvard	52 55	117	A	Dartmouth	79 50
				30	A	Princeton	40 60	52	H	Harvard	69 49	117	H	Dartmouth	65 47
				30	H	Princeton	55 70	68	N	Georgia Tech	55 69	125	A	Yale	69 54
								96	N	Missouri St.	65 60	125	H	Yale	64 52
												134	A	Saint Joseph's	57 50
												156	A	Binghamton	72 77
												170	A	Brown	88 55
												170	H	Brown	67 56
												185	A	Temple	74 59
												212	A	Columbia	75 39
												212	H	Columbia	70 51
												235	H	Lafayette	55 42
												247	A	La Salle	59 66
												264	A	Cornell	53 39
												264	H	Cornell	68 48
												281	N	VCU	82 52
												334	H	Rhode Island	84 66
												339	A	NJIT	77 38
-----															
LAST 12 Division I GAMES:															
170	H	Brown	67 56	30	A	Princeton	40 60	52	H	Harvard	69 49	117	H	Dartmouth	65 47
125	H	Yale	64 52	52	H	Harvard	69 49	117	H	Dartmouth	65 47	125	A	Yale	69 54
117	A	Dartmouth	79 50	117	H	Dartmouth	65 47	170	A	Brown	88 55	170	H	Brown	67 56
52	A	Harvard	52 55	125	A	Yale	69 54	185	A	Temple	74 59	212	A	Columbia	75 39
264	A	Cornell	53 39	170	A	Brown	88 55								
212	A	Columbia	75 39												

Non-Div I Games: Gwynedd Mercy 89 25

Penn

Average RPI Win: 169

Average RPI Loss: 60

WON-LOST  
RECORDWINNING  
PCT. RANKLAST 10  
GAMESSTRENGTH OF  
SCHEDULEOPP. STRENGTH  
OF SCHEDULETEAM  
RPIADJ.  
RPICONF.  
RPIADJ CONF.  
RPI

DIV. I ONLY	16- 15	169	3- 7	59	58	93	93	3	3
DIV. I NON-CONF.	9- 4	82	0- 0	193	146	89	89	4	4
TOTALS	RPI 1-25	RPI 26-50	W-L RECORDS	RPI 51-100	RPI 101-999	RPI 201+			
16- 15	0- 4	2- 5	OVERALL	3- 4	11- 2	7- 1			
11- 3	0- 2	2- 1	HOME	3- 0	6- 0	3- 0			
4- 9	0- 2	0- 3	AWAY	0- 3	4- 1	3- 1			
1- 3	0- 0	0- 1	NEUTRAL	0- 1	1- 1	1- 0			
9- 4	0- 0	1- 0	NON-CONFERENCE	1- 2	7- 2	4- 1			
6- 0	0- 0	1- 0	HOME	1- 0	4- 0	2- 0			
3- 2	0- 0	0- 0	AWAY	0- 1	3- 1	2- 1			
0- 2	0- 0	0- 0	NEUTRAL	0- 1	0- 1	0- 0			
7- 11	0- 4	1- 5	CONFERENCE	2- 2	4- 0	3- 0			
5- 3	0- 2	1- 1	HOME	2- 0	2- 0	1- 0			
1- 7	0- 2	0- 3	AWAY	0- 2	1- 0	1- 0			
1- 1	0- 0	0- 1	NEUTRAL	0- 0	1- 0	1- 0			

RPI 1-25				RPI 26-50				RPI 51-100				RPI 101+			
RPI	S	Opponent	Score	RPI	S	Opponent	Score	RPI	S	Opponent	Score	RPI	S	Opponent	Score
6	A	Ohio St.	64 94	39	A	Michigan	69 89	53	H	Indiana	77 74	105	H	Wake Forest	68 58
6	H	Ohio St.	64 89	39	N	Michigan	48 77	55	A	American	66 75	123	N	Louisiana Tech	59 71
17	H	Maryland	65 69	40	A	Rutgers	65 70	59	A	Nebraska	51 59	173	H	Northwestern	67 59
22	A	Iowa	76 80	40	H	Rutgers	70 67	61	A	Purdue	73 88	182	A	Pittsburgh	59 48
				41	A	Minnesota	68 101	66	H	Michigan St.	74 59	197	H	Siena	86 72
				41	H	Minnesota	71 91	84	H	Fordham	65 60	203	A	Wisconsin	69 62
				44	H	Drexel	84 70	91	N	Kansas St.	65 70	215	A	Providence	60 51
Team's RPI: 93															
LAST 12 Division I GAMES:															
				39	N	Michigan	48 77	22	A	Iowa	76 80				
				240	N	Illinois	83 57	66	H	Michigan St.	74 59				
				6	H	Ohio St.	64 89	6	A	Ohio St.	64 94				
				59	A	Nebraska	51 59	61	A	Purdue	73 88				
				173	H	Northwestern	67 59	240	H	Illinois	68 59				
				41	A	Minnesota	68 101	40	H	Rutgers	70 67				

Non-Div I Games:

Penn St.

Average RPI Win:	229	WON-LOST	WINNING	LAST 10	STRENGTH OF	OPP. STRENGTH	TEAM	ADJ.	CONF.	ADJ CONF.
Average RPI Loss:	146	RECORD	PCT. RANK	GAMES	SCHEDULE	OF SCHEDULE	RPI	RPI	RPI	RPI
DIV. I ONLY	10- 20	257	3- 7	126	211	239	239	14	14	
DIV. I NON-CONF.	4- 6	214	0- 0	94	346	178	178	11	11	
-----										
TOTALS	RPI 1-25	RPI 26-50	W-L RECORDS	RPI 51-100	RPI 101-999	RPI 201+				
10- 20	0- 0	0- 3	OVERALL	0- 3	10- 14	5- 4				
7- 6	0- 0	0- 1	HOME	0- 1	7- 4	3- 2				
2- 13	0- 0	0- 1	AWAY	0- 2	2- 10	1- 2				
1- 1	0- 0	0- 1	NEUTRAL	0- 0	1- 0	1- 0				
4- 6	0- 0	0- 0	NON-CONFERENCE	0- 1	4- 5	2- 2				
2- 2	0- 0	0- 0	HOME	0- 0	2- 2	1- 2				
2- 4	0- 0	0- 0	AWAY	0- 1	2- 3	1- 0				
0- 0	0- 0	0- 0	NEUTRAL	0- 0	0- 0	0- 0				
6- 14	0- 0	0- 3	CONFERENCE	0- 2	6- 9	3- 2				
5- 4	0- 0	0- 1	HOME	0- 1	5- 2	2- 0				
0- 9	0- 0	0- 1	AWAY	0- 1	0- 7	0- 2				
1- 1	0- 0	0- 1	NEUTRAL	0- 0	1- 0	1- 0				

RPI	S	Opponent	Score	RPI	S	Opponent	Score	RPI	S	Opponent	Score	RPI	S	Opponent	Score	Team's RPI: 239
32	A	Gonzaga	51 73	65	A	UC Davis	64 69	112	A	Utah	65 89	129	A	San Francisco	67 68	
32	H	Gonzaga	48 67	77	A	Saint Mary's (CA)	62 75	129	H	San Francisco	95 92	144	A	Loyola Marymount	60 75	
32	N	Gonzaga	70 81	77	H	Saint Mary's (CA)	75 82	144	H	Loyola Marymount	85 74	145	A	Weber St.	61 71	
								153	H	Idaho St.	80 74	155	A	BYU	43 78	
								155	H	BYU	67 73	166	A	San Diego	53 79	
								166	H	San Diego	66 62	166	H	San Diego	66 62	
								180	A	Nevada	77 72	186	A	UC Irvine	74 75	
								188	A	Pacific	73 84	188	A	Pacific	73 84	
								188	H	Pacific	77 85	209	H	New Mexico St.	64 86	
								217	H	Seattle U	62 65	217	H	Seattle U	62 65	
								289	A	Santa Clara	50 54	289	A	Santa Clara	50 54	
								289	H	Santa Clara	56 55	289	H	Santa Clara	56 55	
								289	N	Santa Clara	74 63	301	A	Long Beach St.	83 71	
								317	A	Portland	58 82	317	A	Portland	58 82	
								317	H	Portland	83 79	317	H	Portland	83 79	
								322	H	Utah Valley	71 44	322	H	Utah Valley	71 44	
LAST 12 Division I GAMES:																
32	N	Gonzaga	70 81	144	H	Loyola Marymount	85 74	144	H	Loyola Marymount	85 74	144	H	Loyola Marymount	85 74	
289	N	Santa Clara	74 63	166	A	San Diego	53 79	166	A	San Diego	53 79	166	A	San Diego	53 79	
317	A	Portland	58 82	188	A	Pacific	73 84	188	A	Pacific	73 84	188	A	Pacific	73 84	
77	H	Saint Mary's (CA)	75 82	317	H	Portland	83 79	317	H	Portland	83 79	317	H	Portland	83 79	
32	H	Gonzaga	48 67	289	A	Santa Clara	50 54	289	A	Santa Clara	50 54	289	A	Santa Clara	50 54	
155	A	BYU	43 78	144	A	Loyola Marymount	60 75	144	A	Loyola Marymount	60 75	144	A	Loyola Marymount	60 75	

Non-Div I Games:

Pepperdine



Average RPI Win:	193	WON-LOST	WINNING	LAST 10	STRENGTH OF	OPP. STRENGTH	TEAM	ADJ.	CONF.	ADJ CONF.
Average RPI Loss:	66	RECORD	PCT. RANK	GAMES	SCHEDULE	OF SCHEDULE	RPI	RPI	RPI	RPI
DIV. I ONLY	10- 20	257	1- 9	49	46	182	182	1	1	
DIV. I NON-CONF.	8- 5	111	0- 0	209	169	182	182	1	1	
-----										
TOTALS	RPI 1-25	RPI 26-50	W-L RECORDS	RPI 51-100	RPI 101-999	RPI 201+				
10- 20	0- 6	0- 4	OVERALL	2- 5	8- 5	5- 2				
8- 10	0- 5	0- 1	HOME	2- 2	6- 2	5- 1				
2- 9	0- 1	0- 3	AWAY	0- 3	2- 2	0- 1				
0- 1	0- 0	0- 0	NEUTRAL	0- 0	0- 1	0- 0				
8- 5	0- 0	0- 0	NON-CONFERENCE	1- 4	7- 1	5- 1				
7- 3	0- 0	0- 0	HOME	1- 2	6- 1	5- 1				
1- 2	0- 0	0- 0	AWAY	0- 2	1- 0	0- 0				
0- 0	0- 0	0- 0	NEUTRAL	0- 0	0- 0	0- 0				
2- 15	0- 6	0- 4	CONFERENCE	1- 1	1- 4	0- 1				
1- 7	0- 5	0- 1	HOME	1- 0	0- 1	0- 0				
1- 7	0- 1	0- 3	AWAY	0- 1	1- 2	0- 1				
0- 1	0- 0	0- 0	NEUTRAL	0- 0	0- 1	0- 0				

RPI	S	Opponent	Score	RPI	S	Opponent	Score	RPI	S	Opponent	Score	RPI	S	Opponent	Score	Team's RPI: 182
2	H	Notre Dame	53 87	31	A	Virginia	50 62	64	A	West Virginia	52 73	104	A	Cincinnati	66 46	
3	A	Louisville	49 81	35	A	Syracuse	52 70	67	A	Virginia Tech	66 89	105	H	Wake Forest	49 58	
3	H	Louisville	51 77	35	H	Syracuse	53 62	68	H	Georgia Tech	68 62	105	N	Wake Forest	38 72	
8	H	Florida St.	59 66	50	A	Miami (FL)	58 82	73	H	Duquesne	53 66	115	A	North Carolina	67 68	
16	H	NC State	66 77					84	A	Fordham	55 58	141	H	Youngstown St.	66 58	
18	H	Duke	46 58					89	H	Bucknell	57 39	164	A	Clemson	58 42	
								93	H	Penn St.	48 59	203	H	Wisconsin	57 58	
												208	A	Boston College	61 72	
												219	H	Arkansas St.	87 47	
												258	H	UNCW	74 55	
												264	H	Cornell	51 39	
												272	H	Towson	81 63	
												346	H	Chicago St.	87 49	
-----																
LAST 12 Division I GAMES:																
105	N	Wake Forest	38 72	8	H	Florida St.	59 66	164	A	Clemson	58 42	18	H	Duke	46 58	
3	A	Louisville	49 81	35	H	Syracuse	53 62	50	A	Miami (FL)	58 82	3	H	Notre Dame	53 87	
16	H	NC State	66 77	50	A	Miami (FL)	58 82	84	A	Fordham	55 58	89	H	Bucknell	57 39	
35	H	Syracuse	53 62	208	A	Boston College	61 72	93	H	Penn St.	48 59					
50	A	Miami (FL)	58 82													
208	A	Boston College	61 72													

Non-Div I Games:

Pittsburgh

Average RPI Win:	216	WON-LOST	WINNING	LAST 10	STRENGTH OF	OPP. STRENGTH	TEAM	ADJ.	CONF.	ADJ CONF.
Average RPI Loss:	163	RECORD	PCT. RANK	GAMES	SCHEDULE	OF SCHEDULE	RPI	RPI	RPI	RPI
DIV. I ONLY	5- 23	327	3- 7	175	183	317	317	14	14	
DIV. I NON-CONF.	2- 7	286	0- 0	216	334	323	323	11	11	
-----										
TOTALS	RPI 1-25	RPI 26-50	W-L RECORDS	RPI 51-100	RPI 101-999	RPI 201+				
5- 23	0- 0	0- 2	OVERALL	1- 1	4- 20	3- 4				
5- 10	0- 0	0- 1	HOME	1- 0	4- 9	3- 1				
0- 12	0- 0	0- 1	AWAY	0- 1	0- 10	0- 3				
0- 1	0- 0	0- 0	NEUTRAL	0- 0	0- 1	0- 0				
2- 7	0- 0	0- 0	NON-CONFERENCE	0- 0	2- 7	2- 1				
2- 4	0- 0	0- 0	HOME	0- 0	2- 4	2- 0				
0- 3	0- 0	0- 0	AWAY	0- 0	0- 3	0- 1				
0- 0	0- 0	0- 0	NEUTRAL	0- 0	0- 0	0- 0				
3- 16	0- 0	0- 2	CONFERENCE	1- 1	2- 13	1- 3				
3- 6	0- 0	0- 1	HOME	1- 0	2- 5	1- 1				
0- 9	0- 0	0- 1	AWAY	0- 1	0- 7	0- 2				
0- 1	0- 0	0- 0	NEUTRAL	0- 0	0- 1	0- 0				

RPI 1-25	RPI 26-50	RPI 51-100	RPI 101+	Team's RPI: 317
RPI S Opponent Score	RPI S Opponent Score	RPI S Opponent Score	RPI S Opponent Score	
	32 A Gonzaga 36 75	77 A Saint Mary's (CA) 49 77	118 H Saint Francis (PA) 101 106	
	32 H Gonzaga 56 70	77 H Saint Mary's (CA) 68 65	126 H Portland St. 71 77	
			129 A San Francisco 75 84	
			129 H San Francisco 63 76	
			133 H Boise St. 47 73	
			144 A Loyol a Marymount 55 76	
			144 H Loyol a Marymount 60 63	
			145 H Weber St. 70 91	
			155 A BYU 35 73	
			155 H BYU 58 72	
			166 A San Di ego 52 59	
			166 H San Di ego 60 75	
			186 A UC Irvi ne 52 63	
			188 A Paci fi c 55 91	
			188 H Paci fi c 89 67	
			188 N Paci fi c 60 85	
			201 A Washi ngton 67 93	
			239 A Pepperdi ne 79 83	
			239 H Pepperdi ne 82 58	
			256 H Hawai i 76 47	
			289 A Santa Clara 57 67	
			289 H Santa Clara 43 50	
			319 A Cal St. Fullerton 61 66	
			322 H Utah Valley 71 64	
LAST 12 Di vi si on I GAMES:				
	188 N Paci fi c 60 85	129 H San Francisco 63 76		
	239 H Pepperdi ne 82 58	144 A Loyol a Marymount 55 76		
	155 A BYU 35 73	239 A Pepperdi ne 79 83		
	77 A Saint Mary's (CA) 49 77	77 H Saint Mary's (CA) 68 65		
	289 A Santa Clara 57 67	32 A Gonzaga 36 75		
	188 H Paci fi c 89 67	144 H Loyol a Marymount 60 63		

Non-Di v I Games: Willamette 72 52 Warner Paci fi c 95 59

Portland

Average RPI Win:	232	WON-LOST	WINNING	LAST 10	STRENGTH OF	OPP. STRENGTH	TEAM	ADJ.	CONF.	ADJ CONF.
Average RPI Loss:	134	RECORD	PCT. RANK	GAMES	SCHEDULE	OF SCHEDULE	RPI	RPI	RPI	RPI
DIV. I ONLY	16- 12	127	7- 3	185	216	126	126	19	19	
DIV. I NON-CONF.	4- 5	202	0- 0	141	174	108	108	13	13	
-----										
TOTALS	RPI 1-25	RPI 26-50	W-L RECORDS	RPI 51-100	RPI 101-999	RPI 201+				
16- 12	0- 0	0- 2	OVERALL	0- 2	16- 8	10- 2				
8- 2	0- 0	0- 0	HOME	0- 0	8- 2	5- 0				
7- 10	0- 0	0- 2	AWAY	0- 2	7- 6	4- 2				
1- 0	0- 0	0- 0	NEUTRAL	0- 0	1- 0	1- 0				
4- 5	0- 0	0- 1	NON-CONFERENCE	0- 2	4- 2	2- 1				
1- 0	0- 0	0- 0	HOME	0- 0	1- 0	0- 0				
3- 5	0- 0	0- 1	AWAY	0- 2	3- 2	2- 1				
0- 0	0- 0	0- 0	NEUTRAL	0- 0	0- 0	0- 0				
12- 7	0- 0	0- 1	CONFERENCE	0- 0	12- 6	8- 1				
7- 2	0- 0	0- 0	HOME	0- 0	7- 2	5- 0				
4- 5	0- 0	0- 1	AWAY	0- 0	4- 4	2- 1				
1- 0	0- 0	0- 0	NEUTRAL	0- 0	1- 0	1- 0				

RPI S Opponent	Score	RPI S Opponent	Score	RPI S Opponent	Score	RPI S Opponent	Score
32 A Gonzaga	52 91	65 A UC Davis	67 79	140 A Eastern Wash.	57 64	140 H Eastern Wash.	75 60
36 A Northern Colo.	60 63	92 A UNLV	80 88	145 A Weber St.	62 60	145 H Weber St.	77 64
				151 A Idaho	60 61	151 H Idaho	90 101
				153 A Idaho St.	64 72	153 H Idaho St.	59 88
				161 H Ole Miss	94 79	180 A Nevada	55 67
				186 A UC Irvine	82 72	200 A North Dakota	80 61
				204 A Montana St.	69 60	204 H Montana St.	62 53
				217 A Seattle U	77 91	237 A Montana	53 69
				237 H Montana	70 53	274 A Sacramento St.	81 72
				274 H Sacramento St.	74 73	280 A San Jose St.	90 78
				305 H Northern Ariz.	68 59	305 N Northern Ariz.	77 61
				317 A Portland	77 71	328 H Southern Utah	70 66
LAST 12 Division I GAMES:							
305 N Northern Ariz.	77 61	145 A Weber St.	62 60	204 H Montana St.	62 53	237 H Montana	70 53
200 A North Dakota	80 61	204 H Montana St.	62 53	140 A Eastern Wash.	57 64	151 A Idaho	60 61
36 A Northern Colo.	60 63	237 H Montana	70 53	151 A Idaho	60 61	274 A Sacramento St.	81 72
305 H Northern Ariz.	68 59	140 A Eastern Wash.	57 64	274 A Sacramento St.	81 72		
328 H Southern Utah	70 66	151 A Idaho	60 61				
153 A Idaho St.	64 72	274 A Sacramento St.	81 72				

Non-Div I Games: Northwest (WA) 63 60 Multnomah 95 32

Portland St.

Average RPI Win:	291	WON-LOST	WINNING	LAST 10	STRENGTH OF	OPP. STRENGTH	TEAM	ADJ.	CONF.	ADJ CONF.
Average RPI Loss:	198	RECORD	PCT. RANK	GAMES	SCHEDULE	OF SCHEDULE	RPI	RPI	RPI	RPI
DIV. I ONLY	13- 15	204	8- 2	265	348	236	236	32	32	
DIV. I NON-CONF.	0- 9	337	0- 0	72	277	306	306	32	32	
TOTALS	RPI 1-25	RPI 26-50	W-L RECORDS	RPI 51-100	RPI 101-999	RPI 201+				
13- 15	0- 1	0- 0	OVERALL	0- 0	13- 14	12- 8				
8- 3	0- 0	0- 0	HOME	0- 0	8- 3	7- 2				
5- 11	0- 1	0- 0	AWAY	0- 0	5- 10	5- 5				
0- 1	0- 0	0- 0	NEUTRAL	0- 0	0- 1	0- 1				
0- 9	0- 1	0- 0	NON-CONFERENCE	0- 0	0- 8	0- 3				
0- 1	0- 0	0- 0	HOME	0- 0	0- 1	0- 0				
0- 7	0- 1	0- 0	AWAY	0- 0	0- 6	0- 2				
0- 1	0- 0	0- 0	NEUTRAL	0- 0	0- 1	0- 1				
13- 6	0- 0	0- 0	CONFERENCE	0- 0	13- 6	12- 5				
8- 2	0- 0	0- 0	HOME	0- 0	8- 2	7- 2				
5- 4	0- 0	0- 0	AWAY	0- 0	5- 4	5- 3				
0- 0	0- 0	0- 0	NEUTRAL	0- 0	0- 0	0- 0				

RPI 1-25				RPI 26-50				RPI 51-100				RPI 101+ Team's RPI: 236			
RPI	S	Opponent	Score	RPI	S	Opponent	Score	RPI	S	Opponent	Score	RPI	S	Opponent	Score
15	A	Texas A&M	70 98									103	A	Colorado St.	59 71
												106	H	Rice	68 88
												124	A	Bethune-Cookman	52 77
												137	A	Texas St.	57 84
												164	A	Clemson	58 64
												181	A	Southern U.	58 96
												181	H	Southern U.	69 62
												218	A	Texas Southern	61 56
												218	H	Texas Southern	65 48
												225	N	A&M-Corpus Christi	62 72
												226	A	Grambling	79 81
												226	H	Grambling	68 75
												251	A	Texas Tech	60 89
												290	A	Alcorn	96 76
												290	H	Alcorn	72 73
												296	A	Jackson St.	61 70
												296	H	Jackson St.	66 64
												296	H	Jackson St.	85 73
												308	A	UTRGV	62 78
												311	A	Alabama A&M	55 48
												311	H	Alabama A&M	84 73
												315	A	Alabama St.	68 70
												315	H	Alabama St.	69 63
												331	A	Ark. -Pine Bluff	89 72
												331	H	Ark. -Pine Bluff	64 52
												341	A	Mississippi Val.	75 74
												341	H	Mississippi Val.	78 73
LAST 12 Division I GAMES:															
296	H	Jackson St.	66 64	331	A	Ark. -Pine Bluff	89 72	296	H	Jackson St.	85 73	226	H	Grambling	68 75
181	A	Southern U.	58 96	296	H	Jackson St.	85 73	218	H	Texas Southern	65 48	311	A	Alabama A&M	55 48
290	A	Alcorn	96 76	226	H	Grambling	68 75	311	A	Alabama A&M	55 48	315	A	Alabama St.	68 70
311	H	Alabama A&M	84 73	311	A	Alabama A&M	55 48	315	H	Alabama St.	69 63				
315	H	Alabama St.	69 63	315	A	Alabama St.	68 70								
341	A	Mississippi Val.	75 74												

Non-Div I Games: Texas-Tyler 99 56 Arlington Baptist 116 73

Average RPI Win:	265	WON-LOST	WINNING	LAST 10	STRENGTH OF	OPP. STRENGTH	TEAM	ADJ.	CONF.	ADJ CONF.
Average RPI Loss:	177	RECORD	PCT. RANK	GAMES	SCHEDULE	OF SCHEDULE	RPI	RPI	RPI	RPI
DIV. I ONLY	12- 17	226	5- 5	240	283	245	245	27	27	
DIV. I NON-CONF.	3- 8	268	0- 0	186	139	253	253	28	28	
-----										
TOTALS	RPI 1-25	RPI 26-50	W-L RECORDS	RPI 51-100	RPI 101-999	RPI 201+				
12- 17	0- 2	0- 0	OVERALL	0- 3	12- 12	10- 7				
7- 6	0- 0	0- 0	HOME	0- 1	7- 5	5- 4				
5- 11	0- 0	0- 0	AWAY	0- 1	5- 1	5- 0				
0- 0	0- 0	0- 0	NEUTRAL	0- 0	0- 0	0- 0				
3- 8	0- 2	0- 0	NON-CONFERENCE	0- 1	3- 5	2- 3				
2- 2	0- 0	0- 0	HOME	0- 0	2- 2	1- 2				
1- 6	0- 2	0- 0	AWAY	0- 1	1- 3	1- 1				
0- 0	0- 0	0- 0	NEUTRAL	0- 0	0- 0	0- 0				
9- 9	0- 0	0- 0	CONFERENCE	0- 2	9- 7	8- 4				
5- 4	0- 0	0- 0	HOME	0- 1	5- 3	4- 2				
4- 5	0- 0	0- 0	AWAY	0- 1	4- 4	4- 2				
0- 0	0- 0	0- 0	NEUTRAL	0- 0	0- 0	0- 0				

RPI 1-25				RPI 26-50				RPI 51-100				RPI 101+ Team's RPI: 245			
RPI	S	Opponent	Score	RPI	S	Opponent	Score	RPI	S	Opponent	Score	RPI	S	Opponent	Score
10	A	UCLA	40 76					57	A	Bel mont	48 90	107	A	Chattanooga	51 71
18	A	Duke	45 79					88	A	Li berty	55 63	115	A	North Carolina	56 91
								88	H	Li berty	64 76	136	A	Radford	55 93
												136	H	Radford	40 64
												190	H	Furman	76 75
												194	A	High Point	55 81
												194	H	High Point	62 55
												216	H	UNCG	57 64
												224	A	UNC Asheville	76 74
												224	H	UNC Asheville	72 63
												229	A	Gardner-Webb	60 50
												229	H	Gardner-Webb	72 69
												255	A	Campbel l	40 53
												255	H	Campbel l	65 59
												271	A	San Diego St.	50 77
												300	H	Kennesaw St.	51 60
												302	A	USC Upstate	83 69
												320	H	N.C. Central	69 60
												324	A	Charleston So.	81 58
												324	H	Charleston So.	61 64
												343	A	Longwood	56 66
												343	H	Longwood	60 75
												344	A	Wi nthrop	64 58
												344	H	Wi nthrop	78 45
-----															
LAST 12 Division I GAMES:															
324	A	Charleston So.	81 58	343	H	Longwood	60 75								
224	H	UNC Asheville	72 63	344	A	Wi nthrop	64 58								
136	H	Radford	40 64	88	A	Li berty	55 63								
229	A	Gardner-Webb	60 50	324	H	Charleston So.	61 64								
194	H	High Point	62 55	224	A	UNC Asheville	76 74								
255	A	Campbel l	40 53	344	H	Wi nthrop	78 45								

Non-Div I Games:

Presbyterian

Average RPI Win:	159	WON-LOST	WINNING	LAST 10	STRENGTH OF	OPP. STRENGTH	TEAM	ADJ.	CONF.	ADJ CONF.
Average RPI Loss:	63	RECORD	PCT. RANK	GAMES	SCHEDULE	OF SCHEDULE	RPI	RPI	RPI	RPI
DIV. I ONLY	22- 5	18	9- 1	91	91	30	30	9	9	
DIV. I NON-CONF.	10- 3	52	0- 0	122	45	50	50	9	9	
-----										
TOTALS	RPI 1-25	RPI 26-50	W-L RECORDS	RPI 51-100	RPI 101-999	RPI 201+				
22- 5	0- 0	1- 2	OVERALL	4- 2	17- 1	7- 0				
10- 2	0- 0	0- 1	HOME	3- 1	7- 0	3- 0				
10- 3	0- 0	1- 1	AWAY	1- 1	8- 1	4- 0				
2- 0	0- 0	0- 0	NEUTRAL	0- 0	2- 0	0- 0				
10- 3	0- 0	1- 2	NON-CONFERENCE	1- 1	8- 0	3- 0				
3- 2	0- 0	0- 1	HOME	1- 1	2- 0	1- 0				
5- 1	0- 0	1- 1	AWAY	0- 0	4- 0	2- 0				
2- 0	0- 0	0- 0	NEUTRAL	0- 0	2- 0	0- 0				
12- 2	0- 0	0- 0	CONFERENCE	3- 1	9- 1	4- 0				
7- 0	0- 0	0- 0	HOME	2- 0	5- 0	2- 0				
5- 2	0- 0	0- 0	AWAY	1- 1	4- 1	2- 0				
0- 0	0- 0	0- 0	NEUTRAL	0- 0	0- 0	0- 0				

RPI 1-25				Team's RPI: 30				RPI 51-100				RPI 101+			
RPI	S	Opponent	Score	RPI	S	Opponent	Score	RPI	S	Opponent	Score	RPI	S	Opponent	Score
29	H	Villanova	59 62	52	A	Harvard	58 72	107	N	Chattanooga	59 49				
37	A	Quinnipiac	60 46	52	H	Harvard	80 47	116	H	Delaware	78 60				
40	A	Rutgers	50 70	62	A	Penn	70 55	117	A	Dartmouth	79 67				
				62	H	Penn	60 40	117	H	Dartmouth	82 63				
				68	H	Georgia Tech	56 67	121	A	Seton Hall	85 83				
				75	H	George Washington	72 52	125	A	Yale	59 73				
								125	H	Yale	64 53				
								134	N	Saint Joseph's	63 54				
								170	A	Brown	77 62				
								170	H	Brown	79 44				
								184	A	Davidson	63 57				
								212	A	Columbia	74 46				
								212	H	Columbia	69 47				
								235	A	Lafayette	53 45				
								264	A	Cornell	72 40				
								264	H	Cornell	75 54				
								323	H	UMBC	77 40				
								329	A	Wagner	58 37				
LAST 12 Division I GAMES:															
125	H	Yale	64 53	62	H	Penn	60 40								
170	H	Brown	79 44	117	H	Dartmouth	82 63								
52	A	Harvard	58 72	52	H	Harvard	80 47								
117	A	Dartmouth	79 67	170	A	Brown	77 62								
212	A	Columbia	74 46	125	A	Yale	59 73								
264	A	Cornell	72 40	264	H	Cornell	75 54								

Non-Div I Games:

Princeton

Average RPI	Win:	180	WON-LOST	WINNING	LAST 10	STRENGTH OF	OPP. STRENGTH	TEAM	ADJ.	CONF.	ADJ CONF.
Average RPI	Loss:	98	RECORD	PCT. RANK	GAMES	SCHEDULE	OF SCHEDULE	RPI	RPI	RPI	RPI
DIV. I ONLY		10- 21		268	2- 8	136	69	215	215	6	6
DIV. I NON-CONF.		7- 5		132	0- 0	268	140	185	185	6	6
-----											
TOTALS	RPI 1-25		RPI 26-50		W-L RECORDS	RPI 51-100		RPI 101-999		RPI 201+	
10- 21	0- 4		0- 5		OVERALL	3- 3		7- 9		4- 3	
4- 10	0- 2		0- 2		HOME	1- 2		3- 4		3- 1	
3- 10	0- 2		0- 3		AWAY	1- 1		2- 4		0- 2	
3- 1	0- 0		0- 0		NEUTRAL	1- 0		2- 1		1- 0	
7- 5	0- 0		0- 1		NON-CONFERENCE	1- 1		6- 3		3- 2	
2- 3	0- 0		0- 0		HOME	0- 1		2- 2		2- 1	
2- 2	0- 0		0- 1		AWAY	0- 0		2- 1		0- 1	
3- 0	0- 0		0- 0		NEUTRAL	1- 0		2- 0		1- 0	
3- 16	0- 4		0- 4		CONFERENCE	2- 2		1- 6		1- 1	
2- 7	0- 2		0- 2		HOME	1- 1		1- 2		1- 0	
1- 8	0- 2		0- 2		AWAY	1- 1		0- 3		0- 1	
0- 1	0- 0		0- 0		NEUTRAL	0- 0		0- 1		0- 0	

RPI	S	Opponent	Score	RPI	S	Opponent	Score	RPI	S	Opponent	Score	RPI	S	Opponent	Score	Team's RPI: 215
20	A	DePaul	47 81	29	A	Villanova	43 70	72	A	St. John's (NY)	49 44	121	A	Seton Hall	56 65	
20	H	DePaul	48 71	29	H	Villanova	55 63	72	H	St. John's (NY)	70 68	121	H	Seton Hall	56 65	
25	A	Marquette	61 94	37	A	Quinnipiac	36 62	85	N	Wright St.	74 69	125	A	Yale	55 51	
25	H	Marquette	60 77	48	A	Creighton	56 73	93	H	Penn St.	51 60	128	A	Butler	57 68	
				48	H	Creighton	84 87	97	A	Georgetown	48 74	128	H	Butler	48 69	
								97	H	Georgetown	43 75	128	N	Butler	67 73	
												138	A	Northeastern	98 95	
												170	H	Brown	59 64	
												199	N	Stetson	56 45	
												208	H	Boston College	63 55	
												212	H	Columbia	64 73	
												228	A	Xavier	59 68	
												228	H	Xavier	69 48	
												252	A	Sacred Heart	75 78	
												334	H	Rhode Island	65 41	
												340	N	Savannah St.	78 48	
-----																
LAST 12 Division I GAMES:																
128	N	Butler	67 73	20	A	DePaul	47 81	121	H	Seton Hall	56 65	228	A	Xavier	59 68	
97	A	Georgetown	48 74	25	A	Marquette	61 94	72	H	St. John's (NY)	70 68					
29	A	Villanova	43 70													
228	H	Xavier	69 48													
128	H	Butler	48 69													
48	H	Creighton	84 87													

Non-Div I Games:

Providence

Average RPI Win:	130	WON-LOST	WINNING	LAST 10	STRENGTH OF	OPP. STRENGTH	TEAM	ADJ.	CONF.	ADJ CONF.
Average RPI Loss:	56	RECORD	PCT. RANK	GAMES	SCHEDULE	OF SCHEDULE	RPI	RPI	RPI	RPI
DIV. I ONLY	18- 13	122	5- 5	18	59	61	61	3	3	
DIV. I NON-CONF.	9- 5	99	0- 0	16	135	52	52	4	4	
-----										
TOTALS	RPI 1-25	RPI 26-50	W-L RECORDS	RPI 51-100	RPI 101-999	RPI 201+				
18- 13	3- 1	2- 5	OVERALL	4- 5	9- 2	5- 0				
11- 5	0- 0	1- 2	HOME	4- 2	6- 1	3- 0				
6- 6	3- 1	1- 1	AWAY	0- 3	2- 1	2- 0				
1- 2	0- 0	0- 2	NEUTRAL	0- 0	1- 0	0- 0				
9- 5	1- 0	0- 2	NON-CONFERENCE	3- 1	5- 2	2- 0				
6- 2	0- 0	0- 1	HOME	3- 0	3- 1	1- 0				
2- 2	1- 0	0- 0	AWAY	0- 1	1- 1	1- 0				
1- 1	0- 0	0- 1	NEUTRAL	0- 0	1- 0	0- 0				
9- 8	2- 1	2- 3	CONFERENCE	1- 4	4- 0	3- 0				
5- 3	0- 0	1- 1	HOME	1- 2	3- 0	2- 0				
4- 4	2- 1	1- 1	AWAY	0- 2	1- 0	1- 0				
0- 1	0- 0	0- 1	NEUTRAL	0- 0	0- 0	0- 0				

RPI 1-25				RPI 26-50				RPI 51-100 Team's RPI: 61				RPI 101+			
RPI	S	Opponent	Score	RPI	S	Opponent	Score	RPI	S	Opponent	Score	RPI	S	Opponent	Score
6	A	Ohio St.	60 73	38	H	Bal l St.	60 66	53	A	Indi ana	54 72	101	H	Ohio	71 77
17	A	Maryl and	75 65	39	A	Mi chi gan	81 79	53	H	Indi ana	44 52	112	A	Utah	68 81
21	A	Central Mich.	79 69	40	A	Rutgers	50 58	59	A	Nebraska	51 75	140	H	Eastern Wash.	65 40
22	A	Iowa	76 70	40	H	Rutgers	47 33	66	H	Mi chi gan St.	68 82	158	N	Marist	61 47
				40	N	Rutgers	60 62	68	A	Georgi a Tech	55 68	159	H	UT Martin	60 58
				41	H	Minnesota	74 78	77	H	Saint Mary's (CA)	70 60	173	H	Northwestern	63 60
				49	N	Southern Cal i forni a	46 58	81	H	Mi ami (OH)	75 66	203	H	Wi sconsi n	57 35
								90	H	Lamar Uni versi ty	79 64	240	A	Illi noi s	73 54
								93	H	Penn St.	88 73	240	H	Illi noi s	64 51
												256	A	Hawai i	79 67
												298	H	Val parai so	95 49
LAST 12 Di vi si on I GAMES:															
				40	N	Rutgers	60 62	41	H	Minnesota	74 78				
				66	H	Mi chi gan St.	68 82	240	A	Illi noi s	73 54				
				240	H	Illi noi s	64 51	39	A	Mi chi gan	81 79				
				6	A	Ohio St.	60 73	93	H	Penn St.	88 73				
				17	A	Maryl and	75 65	59	A	Nebraska	51 75				
				53	H	Indi ana	44 52	173	H	Northwestern	63 60				

Non-Di v I Games:

Purdue



Through Games Of March 6, 2018												
Average RPI		Win: 223	WON-LOST	WINNING	LAST 10	STRENGTH OF	OPP. STRENGTH	TEAM	ADJ.	CONF.	ADJ CONF.	
Loss: 30			RECORD	PCT. RANK	GAMES	SCHEDULE	OF SCHEDULE	RPI	RPI	RPI	RPI	
DIV. I ONLY		27- 5	13	10- 0		118		220	37	37	28	28
DIV. I NON-CONF.		6- 5	153	0- 0		5		14	18	18	25	25
-----												
TOTALS		RPI 1-25		RPI 26-50		W-L RECORDS		RPI 51-100	RPI 101-999		RPI 201+	
27- 5		1- 3		2- 1		OVERALL		0- 1	24- 0		17- 0	
12- 1		0- 0		2- 1		HOME		0- 0	10- 0		8- 0	
12- 3		1- 2		0- 0		AWAY		0- 1	11- 0		7- 0	
3- 1		0- 1		0- 0		NEUTRAL		0- 0	3- 0		2- 0	
6- 5		1- 3		2- 1		NON-CONFERENCE		0- 1	3- 0		1- 0	
3- 1		0- 0		2- 1		HOME		0- 0	1- 0		1- 0	
3- 3		1- 2		0- 0		AWAY		0- 1	2- 0		0- 0	
0- 1		0- 1		0- 0		NEUTRAL		0- 0	0- 0		0- 0	
21- 0		0- 0		0- 0		CONFERENCE		0- 0	21- 0		16- 0	
9- 0		0- 0		0- 0		HOME		0- 0	9- 0		7- 0	
9- 0		0- 0		0- 0		AWAY		0- 0	9- 0		7- 0	
3- 0		0- 0		0- 0		NEUTRAL		0- 0	3- 0		2- 0	

RPI 1-25				RPI 26-50				RPI 51-100				RPI 101+			
RPI	S	Opponent	Score	RPI	S	Opponent	Score	RPI	S	Opponent	Score	RPI	S	Opponent	Score
6	A	Ohio St.	63 95	30	H	Princeton	46 60	66	A	Michigan St.	55 74	158	A	Marist	80 74
21	A	Central Mich.	84 70	33	H	Dayton	72 66					158	H	Marist	62 56
22	A	Iowa	67 83	36	H	Northern Colo.	60 49					158	N	Marist	67 58
24	N	Missouri	51 66									178	A	Hampton	64 58
												195	A	Richmond	81 65
												197	A	Siena	83 72
												197	H	Siena	68 54
												215	H	Providence	62 36
												233	A	Niagara	84 55
												233	H	Niagara	77 61
												250	A	Rider	80 59
												250	H	Rider	73 66
												250	N	Rider	82 62
												262	A	Manhattan	80 64
												275	A	Fairfield	58 39
												275	H	Fairfield	77 45
												283	A	Monmouth	76 55
												283	H	Monmouth	77 57
												283	N	Monmouth	83 44
												285	A	Canisius	84 55
												285	H	Canisius	64 39
												342	A	Iona	74 38
												342	H	Iona	90 47
												347	H	Saint Peter's	86 39
LAST 12 Division I GAMES:															
				158	N	Marist	67 58					197	A	Siena	83 72
				250	N	Rider	82 62					285	H	Canisius	64 39
				283	N	Monmouth	83 44					342	H	Iona	90 47
				283	H	Monmouth	77 57					275	A	Fairfield	58 39
				250	A	Rider	80 59					233	A	Niagara	84 55
				158	A	Marist	80 74					285	A	Canisius	84 55

Non-Div I Games:

Qui nni pi ac

Average RPI Win: **264**  
 Average RPI Loss: **156**

WON-LOST  
RECORD

WINNING  
PCT. RANK

LAST 10  
GAMES

STRENGTH OF  
SCHEDULE

OPP. STRENGTH  
OF SCHEDULE

TEAM  
RPI

ADJ.  
RPI

CONF.  
RPI

ADJ CONF.  
RPI

DIV. I ONLY	21- 7	45	10- 0	334	261	136	136	27	27
DIV. I NON-CONF.	6- 4	122	0- 0	338	84	211	211	28	28
<hr/>									
TOTALS	RPI 1-25	RPI 26-50	W-L RECORDS	RPI 51-100	RPI 101-999	RPI 201+			
21- 7	0- 0	0- 0	OVERALL	1- 3	20- 4	18- 3			
11- 1	0- 0	0- 0	HOME	1- 0	10- 1	9- 1			
8- 5	0- 0	0- 0	AWAY	0- 0	8- 2	7- 2			
2- 1	0- 0	0- 0	NEUTRAL	0- 1	2- 0	2- 0			
6- 4	0- 0	0- 0	NON-CONFERENCE	0- 2	6- 2	6- 1			
3- 0	0- 0	0- 0	HOME	0- 0	3- 0	3- 0			
1- 3	0- 0	0- 0	AWAY	0- 1	1- 2	1- 1			
2- 1	0- 0	0- 0	NEUTRAL	0- 1	2- 0	2- 0			
15- 3	0- 0	0- 0	CONFERENCE	1- 1	14- 2	12- 2			
8- 1	0- 0	0- 0	HOME	1- 0	7- 1	6- 1			
7- 2	0- 0	0- 0	AWAY	0- 1	7- 1	6- 1			
0- 0	0- 0	0- 0	NEUTRAL	0- 0	0- 0	0- 0			

RPI 1-25				RPI 26-50				RPI 51-100				RPI 101+				Team's RPI: 136
RPI	S	Opponent	Score	RPI	S	Opponent	Score	RPI	S	Opponent	Score	RPI	S	Opponent	Score	
								64	N	West Virginia	55 <b>75</b>	115	A	North Carolina	46 <b>79</b>	
								67	A	Virginia Tech	42 <b>68</b>	194	A	High Point	63 48	
								88	A	Liberty	56 <b>61</b>	194	H	High Point	50 47	
								88	H	Liberty	52 45	216	H	UNCG	56 53	
												224	A	UNC Asheville	64 48	
												224	H	UNC Asheville	56 <b>67</b>	
												229	A	Gardner-Webb	53 <b>69</b>	
												229	H	Gardner-Webb	66 46	
												245	A	Presbyterian	64 40	
												245	H	Presbyterian	93 55	
												253	N	Abilene Christian	71 65	
												255	A	Campbell	51 50	
												255	H	Campbell	56 36	
												260	H	Appalachian St.	61 40	
												272	N	Towson	69 66	
												281	H	VCU	79 62	
												306	A	Western Caro.	27 <b>39</b>	
												312	A	Tennessee Tech	60 41	
												324	A	Charleston So.	61 56	
												324	H	Charleston So.	74 57	
												343	A	Longwood	52 33	
												343	H	Longwood	81 39	
												344	A	Winthrop	70 30	
												344	H	Winthrop	78 52	
<hr/>																
LAST 12 Division I GAMES:																
				255	H	Campbell	56 36	324	H	Charleston So.	74 57					
				194	A	High Point	63 48	224	A	UNC Asheville	64 48					
				245	A	Presbyterian	64 40	229	H	Gardner-Webb	66 46					
				343	H	Longwood	81 39	255	A	Campbell	51 50					
				344	A	Winthrop	70 30	88	A	Liberty	56 <b>61</b>					
				88	H	Liberty	52 45	194	H	High Point	50 47					

Non-Div I Games: UVa-Wise 75 43

Radford

**Loss**, **Non-Conf**, **S Site**, **H Home** **A Away** **N Neutral**

Average RPI Win:	290	WON-LOST	WINNING	LAST 10	STRENGTH OF	OPP. STRENGTH	TEAM	ADJ.	CONF.	ADJ CONF.
Average RPI Loss:	159	RECORD	PCT. RANK	GAMES	SCHEDULE	OF SCHEDULE	RPI	RPI	RPI	RPI
DIV. I ONLY	3- 26	337	0- 10	211	173	334	334	13	13	
DIV. I NON-CONF.	2- 10	300	0- 0	222	255	318	318	10	10	
-----										
TOTALS	RPI 1-25	RPI 26-50	W-L RECORDS	RPI 51-100	RPI 101-999	RPI 201+				
3- 26	0- 0	0- 2	OVERALL	0- 6	3- 18	3- 8				
3- 9	0- 0	0- 1	HOME	0- 0	3- 8	3- 4				
0- 16	0- 0	0- 1	AWAY	0- 6	0- 9	0- 3				
0- 1	0- 0	0- 0	NEUTRAL	0- 0	0- 1	0- 1				
2- 10	0- 0	0- 1	NON-CONFERENCE	0- 2	2- 7	2- 3				
2- 2	0- 0	0- 1	HOME	0- 0	2- 1	2- 1				
0- 7	0- 0	0- 0	AWAY	0- 2	0- 5	0- 1				
0- 1	0- 0	0- 0	NEUTRAL	0- 0	0- 1	0- 1				
1- 16	0- 0	0- 1	CONFERENCE	0- 4	1- 11	1- 5				
1- 7	0- 0	0- 0	HOME	0- 0	1- 7	1- 3				
0- 9	0- 0	0- 1	AWAY	0- 4	0- 4	0- 2				
0- 0	0- 0	0- 0	NEUTRAL	0- 0	0- 0	0- 0				

Rhode Island

Rhode Island

RPI	S	Opponent	Score	RPI	S	Opponent	Score	RPI	S	Opponent	Score	RPI	S	Opponent	Score	Team's RPI: 334
33	A	Dayton	58 116	62	A	Penn	66 84	109	H	George Mason	53 92	117	A	Dartmouth	54 70	
41	H	Minnesota	60 82	66	A	Michigan St.	38 82	119	H	Saint Louis	66 70	134	A	Saint Joseph's	46 64	
				73	A	Duquesne	71 80	158	A	Marist	42 64	160	A	Samford	37 67	
				75	A	George Washington	52 65	162	A	Jacksonville St.	53 63	184	A	Davidson	67 77	
				84	A	Fordham	53 75	184	H	Davidson	67 79	195	H	Richmond	53 74	
				84	A	Fordham	64 76	215	A	Providence	41 65	238	H	Holy Cross	63 69	
								247	H	La Salle	72 63	257	A	St. Bonaventure	70 81	
								257	H	St. Bonaventure	72 77	275	H	Fairfield	62 47	
								276	A	Massachusetts	50 87	276	H	Massachusetts	59 61	
								281	H	VCU	49 61	295	N	Bryant	52 58	
								348	H	UMass Lowell	81 64					
LAST 12 Division I GAMES:																
84	A	Fordham	53 75	84	A	Fordham	64 76									
276	A	Massachusetts	50 87	184	H	Davidson	67 79									
257	H	St. Bonaventure	72 77	276	H	Massachusetts	59 61									
73	A	Duquesne	71 80	75	A	George Washington	52 65									
119	H	Saint Louis	66 70	247	H	La Salle	72 63									
134	A	Saint Joseph's	46 64	257	A	St. Bonaventure	70 81									

Non-Div I Games: Southern Conn. St. 57 62

Rhode Island

Average RPI Win:	237	WON-LOST	WINNING	LAST 10	STRENGTH OF	OPP. STRENGTH	TEAM	ADJ.	CONF.	ADJ CONF.
Average RPI Loss:	149	RECORD	PCT. RANK	GAMES	SCHEDULE	OF SCHEDULE	RPI	RPI	RPI	RPI
DIV. I ONLY	20- 8	60	5- 5	298	202	106	106	18	18	
DIV. I NON-CONF.	10- 2	32	0- 0	334	231	113	113	19	19	
-----										
TOTALS	RPI 1-25	RPI 26-50	W-L RECORDS	RPI 51-100	RPI 101-999	RPI 201+				
20- 8	0- 1	0- 0	OVERALL	2- 1	18- 6	16- 2				
12- 1	0- 0	0- 0	HOME	2- 0	10- 1	9- 0				
8- 7	0- 1	0- 0	AWAY	0- 1	8- 5	7- 2				
0- 0	0- 0	0- 0	NEUTRAL	0- 0	0- 0	0- 0				
10- 2	0- 1	0- 0	NON-CONFERENCE	1- 0	9- 1	9- 0				
5- 0	0- 0	0- 0	HOME	1- 0	4- 0	4- 0				
5- 2	0- 1	0- 0	AWAY	0- 0	5- 1	5- 0				
0- 0	0- 0	0- 0	NEUTRAL	0- 0	0- 0	0- 0				
10- 6	0- 0	0- 0	CONFERENCE	1- 1	9- 5	7- 2				
7- 1	0- 0	0- 0	HOME	1- 0	6- 1	5- 0				
3- 5	0- 0	0- 0	AWAY	0- 1	3- 4	2- 2				
0- 0	0- 0	0- 0	NEUTRAL	0- 0	0- 0	0- 0				

RPI	S	Opponent	Score	RPI	S	Opponent	Score	RPI	S	Opponent	Score	RPI	S	Opponent	Score	Team's RPI: 106
15	A	Texas A&M	76 82					56	H	Western Ky.	73 58	102	A	Middle Tenn.	41 51	
								79	A	UAB	63 70	123	A	Louisiana Tech	55 75	
								95	H	Little Rock	58 51	123	H	Louisiana Tech	62 70	
												154	A	Charlotte	62 55	
												176	H	UTEP	56 42	
												183	A	Kansas	65 73	
												205	H	Southern Miss.	62 56	
												212	H	Columbia	67 44	
												223	A	Fla. Atlantic	67 53	
												225	A	A&M-Corpus Christi	67 56	
												227	A	North Texas	50 49	
												227	H	North Texas	47 45	
												236	A	Prairie View	88 68	
												249	A	Grand Canyon	69 59	
												266	A	UTSA	58 62	
												266	H	UTSA	83 52	
												282	H	Old Dominion	53 45	
												299	A	FIU	58 68	
												305	A	Northern Ariz.	88 83	
												309	H	Marshall	87 44	
												310	H	Houston Baptist	67 45	
												313	H	Incarnate Word	60 43	
												335	A	Sam Houston St.	79 50	
												338	H	La.-Monroe	63 47	
LAST 12 Division I GAMES:																
227	H	North Texas	47 45	56	H	Western Ky.	73 58	123	A	Louisiana Tech	55 75	205	H	Southern Miss.	62 56	
123	H	Louisiana Tech	62 70	282	H	Old Dominion	53 45	176	H	UTEP	56 42	154	A	Charlotte	62 55	
266	A	UTSA	58 62	176	H	UTEP	56 42									
309	H	Marshall	87 44	154	A	Charlotte	62 55									
102	A	Middle Tenn.	41 51													
79	A	UAB	63 70													

Non-Div I Games:

Rice

R  
i  
c  
h  
m  
o  
n  
d

Ri chmond				Through Games Of March 6, 2018						
Average RPI Win:	249	WON-LOST	WINNING	LAST 10	STRENGTH OF	OPP. STRENGTH	TEAM	ADJ.	CONF.	ADJ CONF.
Average RPI Loss:	118	RECORD	PCT. RANK	GAMES	SCHEDULE	OF SCHEDULE	RPI	RPI	RPI	RPI
DIV. I ONLY	14- 17	207	7- 3	190	156	195	195	13	13	
DIV. I NON-CONF.	5- 8	220	0- 0	162	225	201	201	10	10	
-----										
TOTALS	RPI 1-25	RPI 26-50	W-L RECORDS	RPI 51-100	RPI 101-999	RPI 201+				
14- 17	0- 0	0- 3	OVERALL	1- 4	13- 10	11- 1				
3- 10	0- 0	0- 2	HOME	0- 3	3- 5	2- 1				
10- 3	0- 0	0- 0	AWAY	1- 0	9- 0	8- 0				
1- 4	0- 0	0- 1	NEUTRAL	0- 1	1- 2	1- 0				
5- 8	0- 0	0- 1	NON-CONFERENCE	0- 2	5- 5	4- 0				
0- 4	0- 0	0- 1	HOME	0- 1	0- 2	0- 0				
4- 1	0- 0	0- 0	AWAY	0- 0	4- 1	3- 0				
1- 3	0- 0	0- 0	NEUTRAL	0- 1	1- 2	1- 0				
9- 9	0- 0	0- 2	CONFERENCE	1- 2	8- 5	7- 1				
3- 6	0- 0	0- 1	HOME	0- 2	3- 3	2- 1				
6- 2	0- 0	0- 0	AWAY	1- 0	5- 2	5- 0				
0- 1	0- 0	0- 1	NEUTRAL	0- 0	0- 0	0- 0				

R  
i  
c  
h  
m  
o  
n  
d

RPI 1-25				RPI 26-50				RPI 51-100				RPI 101+ Team's RPI: 195			
RPI	S	Opponent	Score	RPI	S	Opponent	Score	RPI	S	Opponent	Score	RPI	S	Opponent	Score
				33	H	Dayton	59 66	73	H	Duquesne	70 78	105	H	Wake Forest	81 85
				33	N	Dayton	58 67	75	A	George Washington	49 36	109	A	George Mason	56 77
				37	H	Quinnipiac	65 81	76	H	Navy	56 76	119	H	Saint Louis	61 79
								84	H	Fordham	38 43	124	N	Bethune-Cookman	50 63
								85	N	Wright St.	69 85	134	A	Saint Joseph's	72 81
												157	H	William & Mary	64 78
												175	N	Florida	80 87
												184	H	Davidson	65 68
												184	H	Davidson	62 53
												193	A	East Carolina	65 64
												199	A	Stetson	67 72
												212	A	Columbia	85 79
												247	A	La Salle	60 57
												247	H	La Salle	77 51
												257	A	St. Bonaventure	79 57
												275	A	Fairfield	72 67
												276	A	Massachusetts	51 39
												276	H	Massachusetts	49 58
												281	A	VCU	77 68
												281	H	VCU	59 54
												282	A	Old Dominion	54 45
												334	A	Rhode Island	74 53
												340	N	Savannah St.	100 63
-----															
LAST 12 Division I GAMES:															
				33	N	Dayton	58 67	247	A	La Salle	60 57				
				184	H	Davidson	62 53	73	H	Duquesne	70 78				
				75	A	George Washington	49 36	276	A	Massachusetts	51 39				
				276	H	Massachusetts	49 58	281	A	VCU	77 68				
				281	H	VCU	59 54	33	H	Dayton	59 66				
				257	A	St. Bonaventure	79 57	84	H	Fordham	38 43				

Non-Div I Games:

Ri chmond

Average RPI Win:	295	WON-LOST	WINNING	LAST 10	STRENGTH OF	OPP. STRENGTH	TEAM	ADJ.	CONF.	ADJ CONF.
Average RPI Loss:	166	RECORD	PCT. RANK	GAMES	SCHEDULE	OF SCHEDULE	RPI	RPI	RPI	RPI
DIV. I ONLY	14- 17	207	6- 4	304	292	250	250	28	28	
DIV. I NON-CONF.	3- 8	268	0- 0	286	276	288	288	25	25	
-----										
TOTALS	RPI 1-25	RPI 26-50	W-L RECORDS	RPI 51-100	RPI 101-999	RPI 201+				
14- 17	0- 0	0- 3	OVERALL	0- 2	14- 12	14- 6				
6- 7	0- 0	0- 1	HOME	0- 1	6- 5	6- 2				
7- 8	0- 0	0- 1	AWAY	0- 1	7- 6	7- 4				
1- 2	0- 0	0- 1	NEUTRAL	0- 0	1- 1	1- 0				
3- 8	0- 0	0- 0	NON-CONFERENCE	0- 2	3- 6	3- 3				
1- 3	0- 0	0- 0	HOME	0- 1	1- 2	1- 1				
2- 4	0- 0	0- 0	AWAY	0- 1	2- 3	2- 2				
0- 1	0- 0	0- 0	NEUTRAL	0- 0	0- 1	0- 0				
11- 9	0- 0	0- 3	CONFERENCE	0- 0	11- 6	11- 3				
5- 4	0- 0	0- 1	HOME	0- 0	5- 3	5- 1				
5- 4	0- 0	0- 1	AWAY	0- 0	5- 3	5- 2				
1- 1	0- 0	0- 1	NEUTRAL	0- 0	1- 0	1- 0				

Rider

Rider

RPI 1-25				RPI 26-50				RPI 51-100				RPI 101+ Team's RPI: 250			
RPI	S	Opponent	Score	RPI	S	Opponent	Score	RPI	S	Opponent	Score	RPI	S	Opponent	Score
37	A	Quinnipiac	66 73	66	A	Navy	44 63	121	A	Seton Hall	49 85				
37	H	Quinnipiac	59 80	59	H	Bucknell	71 76	156	H	Binghamton	54 76				
37	N	Quinnipiac	62 82					158	A	Marist	67 68				
								158	H	Marist	69 80				
								193	N	East Carolina	63 66				
								197	H	Siena	67 71				
								233	A	Niagara	61 69				
								233	H	Niagara	65 58				
								235	A	Lafayette	45 60				
								238	H	Holy Cross	56 83				
								247	A	La Salle	76 55				
								262	A	Manhattan	53 50				
								262	H	Manhattan	67 51				
								275	A	Fairfield	61 45				
								275	H	Fairfield	57 68				
								275	N	Fairfield	71 64				
								283	A	Monmouth	56 63				
								285	A	Canisius	62 54				
								285	H	Canisius	70 54				
								291	A	Mt. St. Mary's	78 82				
								293	H	Vermont	64 49				
								339	A	NJIT	79 64				
								342	A	Iona	62 49				
								342	H	Iona	80 53				
								347	A	Saint Peter's	57 52				
								347	H	Saint Peter's	62 52				
LAST 12 Division I GAMES:															
37	N	Quinnipiac	62 82	342	H	Iona	80 53								
275	N	Fairfield	71 64	347	H	Saint Peter's	62 52								
262	A	Manhattan	53 50	283	A	Monmouth	56 63								
37	H	Quinnipiac	59 80	262	H	Manhattan	67 51								
285	A	Canisius	62 54	275	H	Fairfield	57 68								
233	A	Niagara	61 69	342	A	Iona	62 49								

Non-Div I Games:

Rider

Average RPI Win:	264	WON-LOST	WINNING	LAST 10	STRENGTH OF	OPP. STRENGTH	TEAM	ADJ.	CONF.	ADJ CONF.
Average RPI Loss:	155	RECORD	PCT. RANK	GAMES	SCHEDULE	OF SCHEDULE	RPI	RPI	RPI	RPI
DIV. I ONLY	22- 6	35	8- 2	329	272	132	132	29	29	
DIV. I NON-CONF.	6- 4	122	0- 0	313	102	210	210	29	29	
-----										
TOTALS	RPI 1-25	RPI 26-50	W-L RECORDS	RPI 51-100	RPI 101-999	RPI 201+				
22- 6	0- 0	0- 0	OVERALL	0- 1	22- 5	19- 2				
12- 2	0- 0	0- 0	HOME	0- 0	12- 2	10- 1				
10- 3	0- 0	0- 0	AWAY	0- 1	10- 2	9- 1				
0- 1	0- 0	0- 0	NEUTRAL	0- 0	0- 1	0- 0				
6- 4	0- 0	0- 0	NON-CONFERENCE	0- 1	6- 3	4- 1				
3- 2	0- 0	0- 0	HOME	0- 0	3- 2	2- 1				
3- 1	0- 0	0- 0	AWAY	0- 1	3- 0	2- 0				
0- 1	0- 0	0- 0	NEUTRAL	0- 0	0- 1	0- 0				
16- 2	0- 0	0- 0	CONFERENCE	0- 0	16- 2	15- 1				
9- 0	0- 0	0- 0	HOME	0- 0	9- 0	8- 0				
7- 2	0- 0	0- 0	AWAY	0- 0	7- 2	7- 1				
0- 0	0- 0	0- 0	NEUTRAL	0- 0	0- 0	0- 0				

RPI 1-25				RPI 26-50				RPI 51-100				RPI 101+				Team's RPI: 132	
RPI	S	Opponent	Score	RPI	S	Opponent	Score	RPI	S	Opponent	Score	RPI	S	Opponent	Score		
								66	A	Michigan St.	58	100	118	A	Saint Francis (PA)	47	68
												118	H	Saint Francis (PA)	63	62	
												129	N	San Francisco	45	57	
												139	A	Cal Poly	66	50	
												141	H	Youngstown St.	84	52	
												148	H	Kent St.	31	46	
												206	H	Bowling Green	62	64	
												235	H	Lafayette	63	42	
												252	A	Sacred Heart	91	57	
												252	H	Sacred Heart	60	49	
												254	A	Northern Ky.	59	50	
												265	A	St. Francis Brooklyn	47	49	
												265	H	St. Francis Brooklyn	59	36	
												273	A	LIU Brooklyn	55	44	
												273	H	LIU Brooklyn	60	53	
												283	H	Monmouth	56	38	
												286	A	Fairleigh Dickinson	77	68	
												286	H	Fairleigh Dickinson	62	49	
												291	A	Mt. St. Mary's	77	68	
												291	H	Mt. St. Mary's	66	54	
												292	A	Central Conn. St.	67	51	
												292	H	Central Conn. St.	66	47	
												295	A	Bryant	67	61	
												295	H	Bryant	72	49	
												329	A	Wagner	58	52	
												329	H	Wagner	49	46	
												333	A	Delaware St.	65	42	
LAST 12 Division I GAMES:																	
291	H	Mt. St. Mary's	66	54	265	A	St. Francis Brooklyn	47	49								
329	H	Wagner	49	46	273	A	LIU Brooklyn	55	44								
292	A	Central Conn. St.	67	51	118	A	Saint Francis (PA)	47	68								
295	A	Bryant	67	61	292	H	Central Conn. St.	66	47								
252	H	Sacred Heart	60	49	295	H	Bryant	72	49								
286	H	Fairleigh Dickinson	62	49	291	A	Mt. St. Mary's	77	68								

Non-Div I Games: Clarion 67 60

Robert Morris

■ Loss, 
 ■ Non-Conf, S Site, 
 ■ Home 
 ■ Away 
 N Neutral

Average RPI Win: 109

Average RPI Loss: 53

WON-LOST  
RECORDWINNING  
PCT. RANKLAST 10  
GAMESSTRENGTH OF  
SCHEDULEOPP. STRENGTH  
OF SCHEDULETEAM  
RPIADJ.  
RPICONF.  
RPIADJ CONF.  
RPIDIV. I ONLY  
DIV. I NON-CONF.20- 12  
12- 2100  
213- 7  
0- 016  
3910  
2140  
1440  
143  
43  
4

TOTALS

RPI 1-25

RPI 26-50

W-L RECORDS

RPI 51-100

RPI 101-999

RPI 201+

20- 12

1- 6

4- 0

OVERALL

6- 4

9- 2

3- 0

13- 3

1- 2

4- 0

HOME

3- 1

5- 0

2- 0

5- 6

0- 2

0- 0

AWAY

2- 3

3- 1

1- 0

2- 3

0- 2

0- 0

NEUTRAL

1- 0

1- 1

0- 0

12- 2

1- 1

2- 0

NON-CONFERENCE

2- 0

7- 1

1- 0

8- 0

1- 0

2- 0

HOME

1- 0

4- 0

1- 0

3- 0

0- 0

0- 0

AWAY

1- 0

2- 0

0- 0

1- 2

0- 1

0- 0

NEUTRAL

0- 0

1- 1

0- 0

8- 10

0- 5

2- 0

CONFERENCE

4- 4

2- 1

2- 0

5- 3

0- 2

2- 0

HOME

2- 1

1- 0

1- 0

2- 6

0- 2

0- 0

AWAY

1- 3

1- 1

1- 0

1- 1

0- 1

0- 0

NEUTRAL

1- 0

0- 0

0- 0

RPI 1-25

RPI 26-50

Team's RPI: 40

RPI 51-100

RPI 101+

RPI	S	Opponent	Score
6	A	Ohio St.	68 90
6	N	Ohio St.	57 82
11	N	South Carolina	68 78
16	H	NC State	57 53
17	A	Maryland	60 88
17	H	Maryland	54 72
22	H	Iowa	67 77

RPI	S	Opponent	Score
30	H	Princeton	70 50
31	H	Virginia	52 43
39	H	Michigan	63 56
41	H	Minnesota	80 70

RPI	S	Opponent	Score
53	A	Indiana	58 64
59	H	Nebraska	42 52
61	A	Purdue	33 47
61	H	Purdue	58 50
61	N	Purdue	62 60
63	A	James Madison	76 63
66	A	Michigan St.	61 58
78	H	Houston	75 57
93	A	Penn St.	67 70
93	H	Penn St.	70 65

RPI	S	Opponent	Score
105	H	Wake Forest	65 51
111	N	Western Mich.	75 64
113	N	Washington St.	60 63
121	H	Seton Hall	70 45
154	A	Charlotte	77 54
173	A	Northwestern	50 63
185	A	Temple	84 67
197	H	Siena	59 47
203	A	Wisconsin	63 50
240	H	Illinois	76 37
286	H	Fairleigh Dickinson	101 35

LAST 12 Division I GAMES:

6	N	Ohio St.	57 82	6	A	Ohio St.	68 90
61	N	Purdue	62 60	39	H	Michigan	63 56
173	A	Northwestern	50 63	17	A	Maryland	60 88
22	H	Iowa	67 77	53	A	Indiana	58 64
203	A	Wisconsin	63 50	59	H	Nebraska	42 52
17	H	Maryland	54 72	93	A	Penn St.	67 70

Non-Div I Games:

Rutgers

Loss, 
Non-Conf, 
S Site, 
H Home
A Away
N Neutral



Average RPI Win:	264	WON-LOST	WINNING	LAST 10	STRENGTH OF	OPP. STRENGTH	TEAM	ADJ.	CONF.	ADJ CONF.
Average RPI Loss:	142	RECORD	PCT. RANK	GAMES	SCHEDULE	OF SCHEDULE	RPI	RPI	RPI	RPI
DIV. I ONLY	20- 5	26	8- 2	333	285	114	114	26	26	
DIV. I NON-CONF.	4- 3	143	0- 0	287	275	170	170	26	26	
-----										
TOTALS	RPI 1-25	RPI 26-50	W-L RECORDS	RPI 51-100	RPI 101-999	RPI 201+				
20- 5	0- 0	0- 0	OVERALL	1- 3	19- 2	17- 2				
10- 1	0- 0	0- 0	HOME	1- 1	9- 0	8- 0				
8- 4	0- 0	0- 0	AWAY	0- 2	8- 2	7- 2				
2- 0	0- 0	0- 0	NEUTRAL	0- 0	2- 0	2- 0				
4- 3	0- 0	0- 0	NON-CONFERENCE	1- 1	3- 2	3- 2				
2- 0	0- 0	0- 0	HOME	1- 0	1- 0	1- 0				
0- 3	0- 0	0- 0	AWAY	0- 1	0- 2	0- 2				
2- 0	0- 0	0- 0	NEUTRAL	0- 0	2- 0	2- 0				
16- 2	0- 0	0- 0	CONFERENCE	0- 2	16- 0	14- 0				
8- 1	0- 0	0- 0	HOME	0- 1	8- 0	7- 0				
8- 1	0- 0	0- 0	AWAY	0- 1	8- 0	7- 0				
0- 0	0- 0	0- 0	NEUTRAL	0- 0	0- 0	0- 0				

S

F

A

RPI 1-25				RPI 26-50				RPI 51-100				RPI 101+				Team's RPI: 114
RPI	S	Opponent	Score	RPI	S	Opponent	Score	RPI	S	Opponent	Score	RPI	S	Opponent	Score	
								60	H	South Dakota	77 55	127	A	Central Ark.	55 50	
								90	A	Lamar University	65 79	127	H	Central Ark.	59 46	
								90	H	Lamar University	58 75	204	A	Montana St.	54 59	
								91	A	Kansas St.	49 74	222	A	New Orleans	74 67	
												225	H	A&M-Corpus Christi	59 58	
												230	A	Nicholls St.	86 73	
												237	A	Montana	52 60	
												253	A	Abilene Christian	78 52	
												253	H	Abilene Christian	66 55	
												277	H	McNeese	73 58	
												290	N	Alcorn	83 79	
												297	H	Southeastern La.	79 67	
												310	A	Houston Baptist	76 54	
												313	A	Incarnate Word	75 50	
												313	H	Incarnate Word	60 49	
												315	N	Alabama St.	77 50	
												321	H	Coppin St.	72 59	
												335	A	Sam Houston St.	72 49	
												335	H	Sam Houston St.	75 53	
												336	A	Northwestern St.	70 62	
												336	H	Northwestern St.	83 48	
-----																
LAST 12 Division I GAMES:																
335	A	Sam Houston St.	72 49	336	H	Northwestern St.	83 48	277	H	McNeese	73 58					
253	A	Abilene Christian	78 52	90	A	Lamar University	65 79	310	A	Houston Baptist	76 54					
90	H	Lamar University	58 75	335	H	Sam Houston St.	75 53	127	H	Central Ark.	59 46					
127	A	Central Ark.	55 50													
313	A	Incarnate Word	75 50													
225	H	A&M-Corpus Christi	59 58													

S

F

A

Non-Div I Games: Howard Payne 105 35 Central Baptist 97 34 Tex. A&M-Commerce 83 61 Cent. Christian (KS) 105 32 SFA

S  
I  
U  
E

SIUE			Through Games Of March 6, 2018								
Average RPI	Win:	252	WON-LOST	WINNING	LAST 10	STRENGTH OF	OPP. STRENGTH	TEAM	ADJ.	CONF.	ADJ CONF.
Average RPI	Loss:	141	RECORD	PCT. RANK	GAMES	SCHEDULE	OF SCHEDULE	RPI	RPI	RPI	RPI
DIV. I ONLY			17- 14	147	6- 4	187	253	163	163	25	25
DIV. I NON-CONF.			3- 8	268	0- 0	77	90	216	216	27	27
-----											
TOTALS		RPI 1-25		RPI 26-50		W-L RECORDS		RPI 51-100	RPI 101-999	RPI 201+	
17- 14		0- 2		0- 0		OVERALL		0- 4	17- 8	12- 4	
10- 4		0- 1		0- 0		HOME		0- 1	10- 2	7- 0	
6- 8		0- 1		0- 0		AWAY		0- 3	6- 4	4- 3	
1- 2		0- 0		0- 0		NEUTRAL		0- 0	1- 2	1- 1	
3- 8		0- 2		0- 0		NON-CONFERENCE		0- 2	3- 4	1- 2	
2- 3		0- 1		0- 0		HOME		0- 0	2- 2	1- 0	
1- 4		0- 1		0- 0		AWAY		0- 2	1- 1	0- 1	
0- 1		0- 0		0- 0		NEUTRAL		0- 0	0- 1	0- 1	
14- 6		0- 0		0- 0		CONFERENCE		0- 2	14- 4	11- 2	
8- 1		0- 0		0- 0		HOME		0- 1	8- 0	6- 0	
5- 4		0- 0		0- 0		AWAY		0- 1	5- 3	4- 2	
1- 1		0- 0		0- 0		NEUTRAL		0- 0	1- 1	1- 0	

S  
I  
U  
E

RPI 1-25				RPI 26-50				RPI 51-100				RPI 101+ Team's RPI: 163			
RPI	S	Opponent	Score	RPI	S	Opponent	Score	RPI	S	Opponent	Score	RPI	S	Opponent	Score
21	H	Central Mich.	56 94					51	A	FGCU	49 66	119	H	Saint Louis	79 72
24	A	Missouri	48 78					57	A	Bel mont	64 86	147	H	Northern Ill.	75 86
								57	H	Bel mont	55 72	159	A	UT Martin	64 72
								59	A	Nebraska	53 62	159	H	UT Martin	73 70
												159	N	UT Martin	67 69
												162	H	Jacksonville St.	65 41
												171	A	Southern Ill.	57 53
												191	A	Morehead St.	66 51
												199	H	Stetson	61 65
												221	N	Akron	58 59
												232	A	Southeast Mo. St.	62 72
												232	H	Southeast Mo. St.	65 57
												242	A	Illinois St.	47 62
												248	A	Austin Peay	61 38
												248	H	Austin Peay	67 55
												248	N	Austin Peay	76 43
												288	H	Air Force	76 40
												294	A	Murray St.	75 70
												294	H	Murray St.	77 68
												312	H	Tennessee Tech	65 58
												316	A	Eastern Ky.	62 60
												330	A	Tennessee St.	88 76
												330	H	Tennessee St.	74 63
												345	A	Eastern Ill.	72 76
												345	H	Eastern Ill.	62 52
LAST 12 Division I GAMES:															
				159	N	UT Martin	67 69					294	H	Murray St.	77 68
				248	N	Austin Peay	76 43					345	H	Eastern Ill.	62 52
				345	A	Eastern Ill.	72 76					162	H	Jacksonville St.	65 41
				248	H	Austin Peay	67 55					312	H	Tennessee Tech	65 58
				232	A	Southeast Mo. St.	62 72					57	A	Bel mont	64 86
				159	A	UT Martin	64 72					330	A	Tennessee St.	88 76

Non-Div I Games:

SIUE



Average RPI Win:	228	WON-LOST	WINNING	LAST 10	STRENGTH OF	OPP. STRENGTH	TEAM	ADJ.	CONF.	ADJ CONF.
Average RPI Loss:	142	RECORD	PCT. RANK	GAMES	SCHEDULE	OF SCHEDULE	RPI	RPI	RPI	RPI
DIV. I ONLY	6- 23	315	4- 6	111	195	274	274	19	19	
DIV. I NON-CONF.	1- 9	318	0- 0	74	63	251	251	13	13	
-----										
TOTALS	RPI 1-25	RPI 26-50	W-L RECORDS	RPI 51-100	RPI 101-999	RPI 201+				
6- 23	0- 0	0- 2	OVERALL	0- 4	6- 17	4- 4				
4- 5	0- 0	0- 0	HOME	0- 0	4- 5	3- 1				
1- 15	0- 0	0- 1	AWAY	0- 4	1- 10	0- 2				
1- 3	0- 0	0- 1	NEUTRAL	0- 0	1- 2	1- 1				
1- 9	0- 0	0- 1	NON-CONFERENCE	0- 4	1- 4	1- 0				
0- 0	0- 0	0- 0	HOME	0- 0	0- 0	0- 0				
0- 7	0- 0	0- 0	AWAY	0- 4	0- 3	0- 0				
1- 2	0- 0	0- 1	NEUTRAL	0- 0	1- 1	1- 0				
5- 14	0- 0	0- 1	CONFERENCE	0- 0	5- 13	3- 4				
4- 5	0- 0	0- 0	HOME	0- 0	4- 5	3- 1				
1- 8	0- 0	0- 1	AWAY	0- 0	1- 7	0- 2				
0- 1	0- 0	0- 0	NEUTRAL	0- 0	0- 1	0- 1				

RPI 1-25				RPI 26-50				RPI 51-100				RPI 101+ Team's RPI: 274			
RPI	S	Opponent	Score	RPI	S	Opponent	Score	RPI	S	Opponent	Score	RPI	S	Opponent	Score
				36	A	Northern Colo.	68 90	54	A	Arizona St.	58 106	126	A	Portland St.	73 74
				50	N	Miami (FL)	56 82	64	A	West Virginia	47 101	126	H	Portland St.	72 81
								65	A	UC Davis	72 79	129	A	San Francisco	76 90
								86	A	Kentucky	70 101	140	A	Eastern Wash.	76 83
												140	H	Eastern Wash.	72 83
												145	A	Weber St.	73 86
												145	H	Weber St.	56 78
												147	N	Northern Ill.	75 84
												151	A	Idaho	66 101
												151	H	Idaho	79 64
												153	A	Idaho St.	71 83
												153	H	Idaho St.	71 85
												180	A	Nevada	68 95
												191	A	Morehead St.	71 75
												200	A	North Dakota	72 66
												204	A	Montana St.	50 85
												204	H	Montana St.	88 77
												237	A	Montana	59 68
												237	H	Montana	79 64
												237	N	Montana	80 87
												246	N	UC Riverside	99 72
												305	H	Northern Ariz.	90 95
												328	H	Southern Utah	79 77
LAST 12 Division I GAMES:															
				237	N	Montana	80 87	153	A	Idaho St.	71 83				
				36	A	Northern Colo.	68 90	237	H	Montana	79 64				
				200	A	North Dakota	72 66	204	H	Montana St.	88 77				
				328	H	Southern Utah	79 77	151	A	Idaho	66 101				
				305	H	Northern Ariz.	90 95	140	A	Eastern Wash.	76 83				
				145	A	Weber St.	73 86	126	H	Portland St.	72 81				

Non-Div I Games: Antelope Valley 95 62

Sacramento St.

## Sacred Heart

Through Games Of March 6, 2018

Average RPI Win: 267

Average RPI Loss: 202

WON-LOST  
RECORDWINNING  
PCT. RANKLAST 10  
GAMESSTRENGTH OF  
SCHEDULEOPP. STRENGTH  
OF SCHEDULETEAM  
RPIADJ.  
RPICONF.  
RPIADJ CONF.  
RPIDIV. I ONLY  
DIV. I NON-CONF.13- 16  
4- 7214  
2266- 4  
0- 0283  
219321  
272252  
250252  
25029  
2929  
29

TOTALS

RPI 1-25

RPI 26-50

W-L RECORDS

RPI 51-100

RPI 101-999

RPI 201+

13- 16

0- 1

0- 0

OVERALL

0- 1

13- 14

12- 8

8- 6

0- 0

0- 0

HOME

0- 0

8- 6

8- 3

5- 10

0- 1

0- 0

AWAY

0- 1

5- 8

4- 5

0- 0

0- 0

0- 0

NEUTRAL

0- 0

0- 0

0- 0

4- 7

0- 1

0- 0

NON-CONFERENCE

0- 1

4- 5

4- 2

3- 2

0- 0

0- 0

HOME

0- 0

3- 2

3- 1

1- 5

0- 1

0- 0

AWAY

0- 1

1- 3

1- 1

0- 0

0- 0

0- 0

NEUTRAL

0- 0

0- 0

0- 0

9- 9

0- 0

0- 0

CONFERENCE

0- 0

9- 9

8- 6

5- 4

0- 0

0- 0

HOME

0- 0

5- 4

5- 2

4- 5

0- 0

0- 0

AWAY

0- 0

4- 5

3- 4

0- 0

0- 0

0- 0

NEUTRAL

0- 0

0- 0

0- 0

RPI 1-25

RPI 26-50

RPI 51-100

RPI 101+

Team's RPI: 252

RPI S Opponent Score  
8 A Florida St. 52 101

RPI S Opponent Score

RPI S Opponent Score  
52 A Harvard 62 70

RPI	S	Opponent	Score
118	A	Saint Francis (PA)	69 68
118	H	Saint Francis (PA)	48 89
132	A	Robert Morris	49 60
132	H	Robert Morris	57 91
170	A	Brown	77 102
174	H	New Hampshire	47 74
197	A	Siena	57 62
207	H	Lehigh	65 55
215	H	Providence	78 75
243	H	Hofstra	81 86
262	H	Manhattan	65 61
265	A	St. Francis Brooklyn	48 63
265	H	St. Francis Brooklyn	66 60
273	A	LIU Brooklyn	50 46
273	H	LIU Brooklyn	63 43
283	A	Monmouth	64 69
286	A	Fairleigh Dickinson	59 69
286	H	Fairleigh Dickinson	61 48
291	A	Mt. St. Mary's	82 52
291	H	Mt. St. Mary's	56 44
292	A	Central Conn. St.	59 69
292	H	Central Conn. St.	71 73
295	A	Bryant	56 60
295	H	Bryant	73 81
329	A	Wagner	72 55
329	H	Wagner	61 49
337	A	Florida A&M	73 68

LAST 12 Division I GAMES:

286	H	Fairleigh Dickinson	61 48
273	H	LIU Brooklyn	63 43
265	H	St. Francis Brooklyn	66 60
132	A	Robert Morris	49 60
118	A	Saint Francis (PA)	69 68
291	H	Mt. St. Mary's	56 44

329	H	Wagner	61 49
295	A	Bryant	56 60
292	H	Central Conn. St.	71 73
265	A	St. Francis Brooklyn	48 63
273	A	LIU Brooklyn	50 46
286	A	Fairleigh Dickinson	59 69

Sacred Heart

Sacred Heart

Non-Div I Games:

Sacred Heart

Loss, Non-Conf, S Site, H Home A Away N Neutral

Average RPI Win:	265	WON-LOST	WINNING	LAST 10	STRENGTH OF	OPP. STRENGTH	TEAM	ADJ.	CONF.	ADJ CONF.
Average RPI Loss:	145	RECORD	PCT. RANK	GAMES	SCHEDULE	OF SCHEDULE	RPI	RPI	RPI	RPI
DIV. I ONLY	20- 9	66	9- 1	259	280	118	118	29	29	
DIV. I NON-CONF.	4- 7	226	0- 0	161	119	183	183	29	29	
-----										
TOTALS	RPI 1-25	RPI 26-50	W-L RECORDS	RPI 51-100	RPI 101-999	RPI 201+				
20- 9	0- 0	0- 1	OVERALL	0- 2	20- 6	17- 3				
9- 2	0- 0	0- 0	HOME	0- 0	9- 2	7- 1				
10- 6	0- 0	0- 1	AWAY	0- 2	10- 2	9- 0				
1- 1	0- 0	0- 0	NEUTRAL	0- 0	1- 1	1- 1				
4- 7	0- 0	0- 1	NON-CONFERENCE	0- 2	4- 4	2- 2				
1- 1	0- 0	0- 0	HOME	0- 0	1- 1	0- 0				
2- 5	0- 0	0- 1	AWAY	0- 2	2- 2	1- 1				
1- 1	0- 0	0- 0	NEUTRAL	0- 0	1- 1	1- 1				
16- 2	0- 0	0- 0	CONFERENCE	0- 0	16- 2	15- 1				
8- 1	0- 0	0- 0	HOME	0- 0	8- 1	7- 1				
8- 1	0- 0	0- 0	AWAY	0- 0	8- 1	8- 0				
0- 0	0- 0	0- 0	NEUTRAL	0- 0	0- 0	0- 0				

RPI 1-25				RPI 26-50				RPI 51-100				RPI 101+ Team's RPI: 118			
RPI	S	Opponent	Score	RPI	S	Opponent	Score	RPI	S	Opponent	Score	RPI	S	Opponent	Score
				32	A	Gonzaga	74 97	73	A	Duquesne	68 87	104	A	Cincinnati	77 73
								83	A	Toledo	66 74	132	A	Robert Morris	62 63
												132	H	Robert Morris	68 47
												133	A	Boise St.	59 87
												141	H	Youngstown St.	79 65
												157	H	William & Mary	86 92
												212	A	Columbia	81 94
												232	N	Southeast Mo. St.	50 82
												252	A	Sacred Heart	89 48
												252	H	Sacred Heart	68 69
												265	A	St. Francis Brooklyn	94 71
												265	H	St. Francis Brooklyn	90 75
												273	A	LIU Brooklyn	85 54
												273	H	LIU Brooklyn	101 71
												282	N	Old Dominion	79 68
												286	A	Fairleigh Dickinson	80 56
												286	H	Fairleigh Dickinson	80 61
												291	A	Mt. St. Mary's	79 69
												291	H	Mt. St. Mary's	92 88
												292	A	Central Conn. St.	85 75
												292	H	Central Conn. St.	87 59
												295	A	Bryant	94 78
												295	H	Bryant	87 69
												317	A	Portland	106 101
												329	A	Wagner	79 76
												329	H	Wagner	86 55
LAST 12 Division I GAMES:															
				329	H	Wagner	86 55					273	A	LIU Brooklyn	85 54
				291	A	Mt. St. Mary's	79 69					265	A	St. Francis Brooklyn	94 71
				295	A	Bryant	94 78					132	H	Robert Morris	68 47
				292	A	Central Conn. St.	85 75					295	H	Bryant	87 69
				286	H	Fairleigh Dickinson	80 61					292	H	Central Conn. St.	87 59
				252	H	Sacred Heart	68 69					329	A	Wagner	79 76

Non-Div I Games: Seton Hill 103 71

Saint Francis (PA)

■ Loss, 
 ■ Non-Conf, 
 ■ S Site, 
 ■ Home 
 ■ A Away 
 N Neutral

## Saint Joseph's

Through Games Of March 6, 2018

Average RPI Win:	208	WON-LOST	WINNING	LAST 10	STRENGTH OF	OPP. STRENGTH	TEAM	ADJ.	CONF.	ADJ CONF.
Average RPI Loss:	112	RECORD	PCT. RANK	GAMES	SCHEDULE	OF SCHEDULE	RPI	RPI	RPI	RPI
DIV. I ONLY	18- 14	134	8- 2	160	126	134	134	13	13	
DIV. I NON-CONF.	5- 7	212	0- 0	145	158	164	164	10	10	
-----										
TOTALS	RPI 1-25	RPI 26-50	W-L RECORDS	RPI 51-100	RPI 101-999	RPI 201+				
18- 14	0- 0	0- 4	OVERALL	5- 4	13- 6	10- 2				
7- 6	0- 0	0- 2	HOME	0- 3	7- 1	6- 0				
9- 6	0- 0	0- 1	AWAY	4- 0	5- 5	4- 2				
2- 2	0- 0	0- 1	NEUTRAL	1- 1	1- 0	0- 0				
5- 7	0- 0	0- 3	NON-CONFERENCE	2- 1	3- 3	3- 1				
2- 2	0- 0	0- 1	HOME	0- 1	2- 0	2- 0				
3- 4	0- 0	0- 1	AWAY	2- 0	1- 3	1- 1				
0- 1	0- 0	0- 1	NEUTRAL	0- 0	0- 0	0- 0				
13- 7	0- 0	0- 1	CONFERENCE	3- 3	10- 3	7- 1				
5- 4	0- 0	0- 1	HOME	0- 2	5- 1	4- 0				
6- 2	0- 0	0- 0	AWAY	2- 0	4- 2	3- 1				
2- 1	0- 0	0- 0	NEUTRAL	1- 1	1- 0	0- 0				

RPI	S	Opponent	Score	RPI	S	Opponent	Score	RPI	S	Opponent	Score	RPI	S	Opponent	Score	Team's RPI: 134
29	A	Villanova	44 79	62	H	Penn	50 57	109	H	George Mason	57 65	119	A	Saint Louis	73 96	
30	N	Princeton	54 63	63	A	James Madison	73 66	119	N	Saint Louis	58 49	175	A	Florida	51 71	
33	H	Dayton	59 65	73	H	Duquesne	69 50	175	A	Davidson	64 62	184	A	Temple	66 69	
44	H	Drexel	58 65	73	H	Duquesne	42 61	185	A	Richmond	81 72	233	A	Niagara	93 69	
				75	H	George Washington	46 49	247	A	La Salle	75 64	247	H	La Salle	70 49	
				75	N	George Washington	49 65	257	A	St. Bonaventure	70 64	272	A	Towson	66 90	
				84	A	Fordham	52 50	276	A	Massachusetts	84 79	281	A	VCU	54 56	
				84	N	Fordham	52 49	281	H	VCU	72 63	281	H	VCU	79 41	
				89	A	Bucknell	77 53	334	H	Rhode Island	64 46	345	H	Eastern Ill.	80 62	
								347	H	Saint Peter's	87 58					
LAST 12 Division I GAMES:																
75	N	George Washington	49 65	247	H	La Salle	70 49									
119	N	Saint Louis	58 49	184	A	Davidson	64 62									
84	N	Fordham	52 49	73	A	Duquesne	69 50									
281	H	VCU	72 63	334	H	Rhode Island	64 46									
84	A	Fordham	52 50	109	H	George Mason	57 65									
75	H	George Washington	46 49	281	A	VCU	54 56									

Non-Div I Games:

Saint Joseph's

Loss, 
Non-Conf, 
S Site, 
H Home
A Away
N Neutral

## Saint Louis

Through Games Of March 6, 2018

Average RPI Win:	177	WON-LOST	WINNING	LAST 10	STRENGTH OF	OPP. STRENGTH	TEAM	ADJ.	CONF.	ADJ CONF.
Average RPI Loss:	112	RECORD	PCT. RANK	GAMES	SCHEDULE	OF SCHEDULE	RPI	RPI	RPI	RPI
DIV. I ONLY	17- 15	162	5- 5	92	105	119	119	13	13	
DIV. I NON-CONF.	6- 7	184	0- 0	134	31	153	153	10	10	
-----										
TOTALS	RPI 1-25	RPI 26-50	W-L RECORDS	RPI 51-100	RPI 101-999	RPI 201+				
17- 15	0- 2	1- 2	OVERALL	4- 3	12- 8	6- 2				
10- 4	0- 0	1- 0	HOME	2- 2	7- 2	4- 0				
4- 9	0- 1	0- 1	AWAY	1- 1	3- 1	2- 0				
3- 2	0- 0	0- 1	NEUTRAL	1- 0	2- 1	0- 0				
6- 7	0- 2	0- 1	NON-CONFERENCE	1- 0	5- 4	2- 0				
3- 2	0- 0	0- 0	HOME	1- 0	2- 2	1- 0				
1- 4	0- 2	0- 0	AWAY	0- 0	1- 2	1- 0				
2- 1	0- 0	0- 1	NEUTRAL	0- 0	2- 0	0- 0				
11- 8	0- 0	1- 1	CONFERENCE	3- 3	7- 4	4- 2				
7- 2	0- 0	1- 0	HOME	1- 2	5- 0	3- 0				
3- 5	0- 0	0- 1	AWAY	1- 1	2- 3	1- 2				
1- 1	0- 0	0- 0	NEUTRAL	1- 0	0- 1	0- 0				

RPI 1-25				RPI 26-50				RPI 51-100				RPI 101+ Team's RPI: 119			
RPI	S	Opponent	Score	RPI	S	Opponent	Score	RPI	S	Opponent	Score	RPI	S	Opponent	Score
20	A	DePaul	78 86	28	N	LSU	59 71	73	H	Duquesne	66 76	109	A	George Mason	72 81
24	A	Missouri	58 70	33	A	Dayton	76 101	73	N	Duquesne	71 65	113	A	Washington St.	63 85
				33	H	Dayton	85 72	75	A	George Washington	72 69	120	N	Cleveland St.	80 64
								75	H	George Washington	58 71	134	H	Saint Joseph's	96 73
								84	A	Fordham	63 66	134	N	Saint Joseph's	49 58
								84	H	Fordham	91 85	144	H	Loyola Marymount	60 62
								95	H	Little Rock	48 45	150	H	Vanderbilt	69 74
												161	N	Ole Miss	79 64
												163	A	SIUE	72 79
												184	H	Davidson	88 72
												195	A	Richmond	79 61
												196	H	Tulsa	77 66
												247	A	La Salle	76 87
												257	H	St. Bonaventure	78 55
												259	A	Indiana St.	60 59
												261	H	Lipscomb	101 57
												276	H	Massachusetts	64 63
												276	H	Massachusetts	70 64
												281	A	VCU	84 88
												334	A	Rhode Island	70 66
-----															
LAST 12 Division I GAMES:															
134	N	Saint Joseph's	49 58	73	H	Duquesne	66 76	334	A	Rhode Island	70 66	247	A	La Salle	76 87
73	N	Duquesne	71 65	276	H	Massachusetts	70 64	184	H	Davidson	88 72	84	H	Fordham	91 85
33	H	Dayton	85 72	281	A	VCU	84 88	75	A	George Washington	72 69				
75	H	George Washington	58 71												

Non-Div I Games:

Saint Louis

Loss, 
Non-Conf, 
S Site, 
H Home
A Away
N Neutral



Average RPI Win:	173	WON-LOST	WINNING	LAST 10	STRENGTH OF	OPP. STRENGTH	TEAM	ADJ.	CONF.	ADJ CONF.
Average RPI Loss:	126	RECORD	PCT. RANK	GAMES	SCHEDULE	OF SCHEDULE	RPI	RPI	RPI	RPI
DIV. I ONLY	20- 10	84	7- 3	112	108	77	77	14	14	
DIV. I NON-CONF.	7- 4	102	0- 0	40	52	54	54	11	11	
-----										
TOTALS	RPI 1-25	RPI 26-50	W-L RECORDS	RPI 51-100	RPI 101-999	RPI 201+				
20- 10	0- 0	1- 2	OVERALL	1- 2	18- 6	5- 1				
11- 3	0- 0	0- 1	HOME	1- 1	10- 1	3- 0				
7- 6	0- 0	1- 1	AWAY	0- 1	6- 4	2- 1				
2- 1	0- 0	0- 0	NEUTRAL	0- 0	2- 1	0- 0				
7- 4	0- 0	0- 1	NON-CONFERENCE	1- 2	6- 1	0- 0				
4- 1	0- 0	0- 0	HOME	1- 1	3- 0	0- 0				
1- 3	0- 0	0- 1	AWAY	0- 1	1- 1	0- 0				
2- 0	0- 0	0- 0	NEUTRAL	0- 0	2- 0	0- 0				
13- 6	0- 0	1- 1	CONFERENCE	0- 0	12- 5	5- 1				
7- 2	0- 0	0- 1	HOME	0- 0	7- 1	3- 0				
6- 3	0- 0	1- 0	AWAY	0- 0	5- 3	2- 1				
0- 1	0- 0	0- 0	NEUTRAL	0- 0	0- 1	0- 0				

RPI 1-25				RPI 26-50				RPI 51-100				Team's RPI: 77				RPI 101+			
RPI	S	Opponent	Score	RPI	S	Opponent	Score	RPI	S	Opponent	Score	RPI	S	Opponent	Score	RPI	S	Opponent	Score
				32	A	Gonzaga	72 56	53	H	Indiana	88 82	112	A	Utah	63 74				
				32	H	Gonzaga	65 73	61	A	Purdue	60 70	113	H	Washington St.	81 75				
				43	A	Cal i forni a	80 87	65	H	UC Davi s	50 74	129	A	San Franci sco	73 59				
												129	H	San Franci sco	72 64				
												133	A	Boi se St.	74 72				
												139	H	Cal Poly	82 64				
												140	N	Eastern Wash.	76 56				
												144	A	Loyol a Marymount	57 69				
												144	H	Loyol a Marymount	65 75				
												155	A	BYU	54 63				
												155	H	BYU	57 49				
												159	N	UT Martin	69 58				
												166	A	San Di ego	75 53				
												166	H	San Di ego	66 57				
												188	A	Paci fi c	70 69				
												188	H	Paci fi c	96 88				
												188	N	Paci fi c	73 77				
												198	H	UC Santa Barbara	89 59				
												239	A	Pepperdi ne	82 75				
												239	H	Pepperdi ne	75 62				
												289	A	Santa Clara	72 51				
												289	H	Santa Clara	59 46				
												317	A	Portl and	65 68				
												317	H	Portl and	77 49				
LAST 12 Division I GAMES:																			
				188	N	Paci fi c	73 77	144	H	Loyol a Marymount	65 75								
				289	A	Santa Clara	72 51	166	H	San Di ego	66 57								
				239	A	Pepperdi ne	82 75	129	A	San Franci sco	73 59								
				317	H	Portl and	77 49	317	A	Portl and	65 68								
				129	H	San Franci sco	72 64	155	A	BYU	54 63								
				32	A	Gonzaga	72 56	188	H	Paci fi c	96 88								

Non-Div I Games:

Saint Mary's (CA)

## Saint Peter's

Through Games Of March 6, 2018

Average RPI Win:	243	WON-LOST	WINNING	LAST 10	STRENGTH OF	OPP. STRENGTH	TEAM	ADJ.	CONF.	ADJ CONF.
Average RPI Loss:	240	RECORD	PCT. RANK	GAMES	SCHEDULE	OF SCHEDULE	RPI	RPI	RPI	RPI
DIV. I ONLY	4- 26	330	0- 10	344	318	347	347	28	28	
DIV. I NON-CONF.	3- 8	268	0- 0	309	340	315	315	25	25	
-----										
TOTALS	RPI 1-25	RPI 26-50	W-L RECORDS	RPI 51-100	RPI 101-999	RPI 201+				
4- 26	0- 0	0- 1	OVERALL	0- 0	4- 25	3- 19				
2- 11	0- 0	0- 0	HOME	0- 0	2- 11	2- 8				
1- 14	0- 0	0- 1	AWAY	0- 0	1- 12	1- 9				
1- 1	0- 0	0- 0	NEUTRAL	0- 0	1- 1	0- 1				
3- 8	0- 0	0- 0	NON-CONFERENCE	0- 0	3- 8	2- 5				
1- 3	0- 0	0- 0	HOME	0- 0	1- 3	1- 2				
1- 5	0- 0	0- 0	AWAY	0- 0	1- 5	1- 3				
1- 0	0- 0	0- 0	NEUTRAL	0- 0	1- 0	0- 0				
1- 18	0- 0	0- 1	CONFERENCE	0- 0	1- 17	1- 14				
1- 8	0- 0	0- 0	HOME	0- 0	1- 8	1- 6				
0- 9	0- 0	0- 1	AWAY	0- 0	0- 8	0- 7				
0- 1	0- 0	0- 0	NEUTRAL	0- 0	0- 1	0- 1				

RPI 1-25				RPI 26-50				RPI 51-100				RPI 101+				Team's RPI: 347
RPI	S	Opponent	Score	RPI	S	Opponent	Score	RPI	S	Opponent	Score	RPI	S	Opponent	Score	
				37	A	Quinnipiac	39 86					116	N	Delaware	90 87	
												121	A	Seton Hall	49 91	
												125	H	Yale	49 70	
												134	A	Saint Joseph's	58 87	
												158	H	Marist	53 86	
												197	A	Siena	36 70	
												197	H	Siena	59 62	
												233	A	Niagara	54 64	
												233	H	Niagara	52 87	
												233	N	Niagara	48 60	
												235	H	Lafayette	64 61	
												250	A	Rider	52 62	
												250	H	Rider	52 57	
												262	A	Manhattan	64 76	
												262	H	Manhattan	39 60	
												265	H	St. Francis Brooklyn	49 64	
												273	A	LIU Brooklyn	46 57	
												275	A	Fairfield	41 62	
												275	H	Fairfield	40 62	
												276	A	Massachusetts	65 81	
												283	A	Monmouth	44 51	
												283	H	Monmouth	67 47	
												285	A	Canisius	49 52	
												285	H	Canisius	53 66	
												286	A	Fairleigh Dickinson	59 69	
												339	A	NJIT	59 52	
												342	A	Iona	42 52	
												342	H	Iona	31 55	
												348	H	UMass Lowell	60 66	
-----																
LAST 12 Division I GAMES:																
				233	N	Niagara	48 60	285	A	Canisius	49 52					
				197	A	Siena	36 70	233	A	Niagara	54 64					
				262	H	Manhattan	39 60	197	H	Siena	59 62					
				275	H	Fairfield	40 62	342	A	Iona	42 52					
				342	H	Iona	31 55	283	H	Monmouth	67 47					
				250	A	Rider	52 62	158	H	Marist	53 86					

Non-Div I Games:

Saint Peter's

■ Loss, 
 ■ Non-Conf, 
 ■ S Site, 
 ■ Home 
 ■ Away 
 N Neutral

Average RPI Win:	297	WON-LOST	WINNING	LAST 10	STRENGTH OF	OPP. STRENGTH	TEAM	ADJ.	CONF.	ADJ CONF.
Average RPI Loss:	194	RECORD	PCT. RANK	GAMES	SCHEDULE	OF SCHEDULE	RPI	RPI	RPI	RPI

DIV. I ONLY	2- 23	342	0- 10	168	342	335	335	26	26
DIV. I NON-CONF.	1- 6	306	0- 0	44	344	273	273	26	26
-----									
TOTALS	RPI 1-25	RPI 26-50	W-L RECORDS	RPI 51-100	RPI 101-999	RPI 201+			
2- 23	0- 0	0- 1	OVERALL	0- 2	2- 20	2- 13			
1- 12	0- 0	0- 0	HOME	0- 1	1- 11	1- 7			
1- 11	0- 0	0- 0	AWAY	0- 0	1- 2	1- 2			
0- 0	0- 0	0- 0	NEUTRAL	0- 0	0- 0	0- 0			
1- 6	0- 0	0- 1	NON-CONFERENCE	0- 0	1- 5	1- 2			
1- 3	0- 0	0- 0	HOME	0- 0	1- 3	1- 1			
0- 3	0- 0	0- 1	AWAY	0- 0	0- 2	0- 1			
0- 0	0- 0	0- 0	NEUTRAL	0- 0	0- 0	0- 0			
1- 17	0- 0	0- 0	CONFERENCE	0- 2	1- 15	1- 11			
0- 9	0- 0	0- 0	HOME	0- 1	0- 8	0- 6			
1- 8	0- 0	0- 0	AWAY	0- 1	1- 7	1- 5			
0- 0	0- 0	0- 0	NEUTRAL	0- 0	0- 0	0- 0			

RPI 1-25	RPI 26-50	RPI 51-100	RPI 101+	Team's RPI: 335
RPI S Opponent Score	RPI S Opponent Score	RPI S Opponent Score	RPI S Opponent Score	
	28 A LSU 58 71	90 A Lamar Uni versi ty 44 91	106 H Rice 50 79	
		90 H Lamar Uni versi ty 44 68	114 A SFA 53 75	
			114 H SFA 49 72	
			127 A Central Ark. 44 69	
			127 H Central Ark. 53 73	
			137 H Texas St. 41 73	
			146 A Arkansas 54 65	
			205 A Southern Miss. 38 58	
			218 H Texas Southern 58 77	
			222 A New Orleans 50 77	
			225 A A&M-Corpus Christi 48 62	
			225 H A&M-Corpus Christi 57 67	
			230 H Nichol ls St. 65 70	
			253 A Abilene Christian 65 83	
			253 H Abilene Christian 72 75	
			277 H McNeese 63 66	
			296 H Jackson St. 74 68	
			297 A Southeastern La. 57 52	
			310 A Houston Baptist 62 65	
			310 H Houston Baptist 61 69	
			313 H Incarnate Word 49 56	
			336 A Northwestern St. 60 63	
LAST 12 Division I GAMES:				
114 H SFA 49 72	225 A A&M-Corpus Christi 48 62			
127 H Central Ark. 53 73	253 H Abilene Christian 72 75			
222 A New Orleans 50 77	277 H McNeese 63 66			
310 A Houston Baptist 62 65	114 A SFA 53 75			
230 H Nichol ls St. 65 70	297 A Southeastern La. 57 52			
90 H Lamar Uni versi ty 44 68	90 A Lamar Uni versi ty 44 91			

Non-Div I Games: Wiley 80 41 St. Thomas Houston 68 66

Average RPI Win: 226  
Average RPI Loss: 106

WON-LOST  
RECORD

WINNING  
PCT. RANK

LAST 10  
GAMES

STRENGTH OF  
SCHEDULE

OPP. STRENGTH  
OF SCHEDULE

TEAM  
RPI

ADJ.  
RPI

CONF.  
RPI

ADJ CONF.  
RPI

DIV. I ONLY	14- 16	201	5- 5	84	188	160	160	17	17
DIV. I NON-CONF.	7- 7	170	0- 0	59	184	123	123	17	17
<hr/>									
TOTALS	RPI 1-25	RPI 26-50	W-L RECORDS	RPI 51-100	RPI 101-999	RPI 201+			
14- 16	0- 2	1- 3	OVERALL	0- 2	13- 9	8- 1			
10- 4	0- 0	1- 1	HOME	0- 0	9- 3	6- 0			
2- 10	0- 0	0- 0	AWAY	0- 0	2- 0	2- 0			
2- 2	0- 0	0- 1	NEUTRAL	0- 0	2- 1	0- 0			
7- 7	0- 2	1- 0	NON-CONFERENCE	0- 2	6- 3	3- 0			
6- 1	0- 0	1- 0	HOME	0- 0	5- 1	3- 0			
0- 5	0- 2	0- 0	AWAY	0- 2	0- 1	0- 0			
1- 1	0- 0	0- 0	NEUTRAL	0- 0	1- 1	0- 0			
7- 9	0- 0	0- 3	CONFERENCE	0- 0	7- 6	5- 1			
4- 3	0- 0	0- 1	HOME	0- 0	4- 2	3- 0			
2- 5	0- 0	0- 1	AWAY	0- 0	2- 4	2- 1			
1- 1	0- 0	0- 1	NEUTRAL	0- 0	1- 0	0- 0			

RPI 1-25				RPI 26-50				RPI 51-100				RPI 101+				Team's RPI: 160
RPI	S	Opponent	Score	RPI	S	Opponent	Score	RPI	S	Opponent	Score	RPI	S	Opponent	Score	
8	A	Florida St.	62 87	46	H	UCF	58 51	57	A	Bel mont	46 83	107	A	Chattanooga	58 68	
22	A	Iowa	59 80	47	A	Mercer	45 48	79	A	UAB	53 77	107	H	Chattanooga	65 71	
				47	H	Mercer	59 73					110	A	ETSU	48 76	
				47	N	Mercer	44 81					110	H	ETSU	52 64	
												143	H	Col orado	60 71	
												146	A	Arkansas	63 84	
												176	N	UTEP	33 46	
												178	H	Hampton	66 61	
												179	H	Troy	80 73	
												179	N	Troy	82 76	
												190	A	Furman	41 45	
												190	H	Furman	62 58	
												190	N	Furman	59 58	
												205	H	Southern Mi ss.	61 56	
												216	A	UNCG	60 53	
												216	H	UNCG	56 48	
												303	A	Wofford	46 58	
												303	H	Wofford	81 77	
												306	A	Western Caro.	50 32	
												306	H	Western Caro.	62 54	
												315	H	Al abama St.	58 39	
												334	H	Rhode Island	67 37	
<hr/>																
LAST 12 Di v i s i o n I GAMES:																
				47	N	Mercer	44 81	47	A	Mercer	45 48					
				190	N	Furman	59 58	190	H	Furman	62 58					
				107	H	Chattanooga	65 71	303	H	Wofford	81 77					
				110	H	ETSU	52 64	110	A	ETSU	48 76					
				306	A	Western Caro.	50 32	107	A	Chattanooga	58 68					
				216	A	UNCG	60 53	216	H	UNCG	56 48					

Non-Di v I Games:

AUM

59 46

Samford

Average RPI Win:	210	WON-LOST	WINNING	LAST 10	STRENGTH OF	OPP. STRENGTH	TEAM	ADJ.	CONF.	ADJ CONF.
Average RPI Loss:	148	RECORD	PCT. RANK	GAMES	SCHEDULE	OF SCHEDULE	RPI	RPI	RPI	RPI
DIV. I ONLY	16- 15	169	5- 5	189	140	166	166	14	14	
DIV. I NON-CONF.	6- 4	122	0- 0	279	230	148	148	11	11	
-----										
TOTALS	RPI 1-25	RPI 26-50	W-L RECORDS	RPI 51-100	RPI 101-999	RPI 201+				
16- 15	0- 0	1- 4	OVERALL	0- 2	15- 9	7- 5				
8- 5	0- 0	1- 1	HOME	0- 1	7- 3	6- 0				
5- 9	0- 0	0- 2	AWAY	0- 1	5- 6	1- 5				
3- 1	0- 0	0- 1	NEUTRAL	0- 0	3- 0	0- 0				
6- 4	0- 0	1- 1	NON-CONFERENCE	0- 0	5- 3	3- 3				
4- 0	0- 0	1- 0	HOME	0- 0	3- 0	3- 0				
1- 4	0- 0	0- 1	AWAY	0- 0	1- 3	0- 3				
1- 0	0- 0	0- 0	NEUTRAL	0- 0	1- 0	0- 0				
10- 11	0- 0	0- 3	CONFERENCE	0- 2	10- 6	4- 2				
4- 5	0- 0	0- 1	HOME	0- 1	4- 3	3- 0				
4- 5	0- 0	0- 1	AWAY	0- 1	4- 3	1- 2				
2- 1	0- 0	0- 1	NEUTRAL	0- 0	2- 0	0- 0				

RPI S Opponent	Score	RPI S Opponent	Score	RPI S Opponent	Score	RPI S Opponent	Score	Team's RPI: 166
32 A Gonzaga	54 58	32 H Gonzaga	44 63	77 A Saint Mary's (CA)	57 66	129 A San Francisco	60 54	
32 N Gonzaga	71 79	32 N Gonzaga	71 79	77 H Saint Mary's (CA)	53 75	129 H San Francisco	47 49	
41 H Minnesota	72 69	41 H Minnesota	72 69			133 N Boise St.	72 52	
43 A California	64 89	43 A California	64 89			144 A Loyola Marymount	60 54	
						144 H Loyola Marymount	53 67	
						155 A BYU	66 60	
						155 H BYU	70 69	
						155 N BYU	61 56	
						188 A Pacific	60 62	
						188 H Pacific	68 81	
						188 N Pacific	66 56	
						198 A UC Santa Barbara	71 58	
						217 A Seattle U	73 80	
						239 A Pepperdine	62 66	
						239 H Pepperdine	79 53	
						256 A Hawaii	63 64	
						266 H UTSA	78 69	
						271 A San Diego St.	76 77	
						289 A Santa Clara	50 59	
						289 H Santa Clara	51 40	
						301 H Long Beach St.	74 40	
						317 A Portland	75 60	
						317 H Portland	59 52	
						328 H Southern Utah	72 59	
LAST 12 Division I GAMES:								
32 N Gonzaga	71 79	188 A Pacific	60 62					
188 N Pacific	66 56	289 H Santa Clara	51 40					
155 N BYU	61 56	239 H Pepperdine	79 53					
129 H San Francisco	47 49	77 A Saint Mary's (CA)	57 66					
32 A Gonzaga	54 58	32 H Gonzaga	44 63					
155 A BYU	66 60	144 H Loyola Marymount	53 67					

Non-Div I Games: San Diego Christian 82 53

San Diego

Average RPI Win: 212  
 Average RPI Loss: 162

WON-LOST  
 RECORD

WINNING  
 PCT. RANK

LAST 10  
 GAMES

STRENGTH OF  
 SCHEDULE

OPP. STRENGTH  
 OF SCHEDULE

TEAM  
 RPI

ADJ.  
 RPI

CONF.  
 RPI

ADJ CONF.  
 RPI

DIV. I ONLY	10- 19	252	2- 8	223	143	271	271	16	16
DIV. I NON-CONF.	5- 5	170	0- 0	273	245	247	247	14	14
<hr/>									
TOTALS	RPI 1-25	RPI 26-50	W-L RECORDS	RPI 51-100	RPI 101-999	RPI 201+			
10- 19	0- 1	0- 0	OVERALL	2- 3	8- 15	6- 4			
8- 7	0- 0	0- 0	HOME	2- 1	6- 6	4- 2			
2- 9	0- 0	0- 0	AWAY	0- 2	2- 7	2- 2			
0- 3	0- 1	0- 0	NEUTRAL	0- 0	0- 2	0- 0			
5- 5	0- 1	0- 0	NON-CONFERENCE	0- 0	5- 4	4- 1			
4- 2	0- 0	0- 0	HOME	0- 0	4- 2	3- 1			
1- 1	0- 0	0- 0	AWAY	0- 0	1- 1	1- 0			
0- 2	0- 1	0- 0	NEUTRAL	0- 0	0- 1	0- 0			
5- 14	0- 0	0- 0	CONFERENCE	2- 3	3- 11	2- 3			
4- 5	0- 0	0- 0	HOME	2- 1	2- 4	1- 1			
1- 8	0- 0	0- 0	AWAY	0- 2	1- 6	1- 2			
0- 1	0- 0	0- 0	NEUTRAL	0- 0	0- 1	0- 0			

RPI 1-25				RPI 26-50				RPI 51-100				RPI 101+				Team's RPI: 271
RPI	S	Opponent	Score	RPI	S	Opponent	Score	RPI	S	Opponent	Score	RPI	S	Opponent	Score	
21	N	Central Mich.	76 85					69	A	Wyoming	50 70	103	A	Colorado St.	43 72	
								69	H	Wyoming	68 62	103	H	Colorado St.	63 65	
								87	H	New Mexico	97 89	122	N	Tulane	46 80	
								92	A	UNLV	67 73	133	A	Boise St.	53 64	
								92	H	UNLV	64 75	133	H	Boise St.	70 86	
												142	A	Fresno St.	53 64	
												142	H	Fresno St.	60 66	
												166	H	San Diego	77 76	
												180	A	Nevada	72 84	
												180	H	Nevada	75 72	
												180	N	Nevada	84 95	
												186	H	UC Irvine	65 67	
												198	A	UC Santa Barbara	64 77	
												211	H	CSUN	58 55	
												245	H	Presbyterian	77 50	
												278	A	Arizona	78 67	
												280	A	San Jose St.	75 65	
												280	H	San Jose St.	85 78	
												288	A	Air Force	51 61	
												288	H	Air Force	48 56	
												289	H	Santa Clara	34 48	
												314	A	Utah St.	58 62	
												319	H	Cal St. Fullerton	59 58	
<hr/>																
LAST 12 Division I GAMES:																
				180	N	Nevada	84 95	69	A	Wyoming	50 70					
				180	A	Nevada	72 84	180	H	Nevada	75 72					
				133	A	Boise St.	53 64	142	H	Fresno St.	60 66					
				280	H	San Jose St.	85 78	288	A	Air Force	51 61					
				288	H	Air Force	48 56	92	H	UNLV	64 75					
				92	A	UNLV	67 73	103	A	Colorado St.	43 72					

Non-Div I Games: Hope Int'l 92 68

San Diego St.

Average RPI Win:	213	WON-LOST	WINNING	LAST 10	STRENGTH OF	OPP. STRENGTH	TEAM	ADJ.	CONF.	ADJ CONF.
Average RPI Loss:	99	RECORD	PCT. RANK	GAMES	SCHEDULE	OF SCHEDULE	RPI	RPI	RPI	RPI
DIV. I ONLY	16- 15	169	6- 4	89	134	129	129	14	14	
DIV. I NON-CONF.	5- 6	187	0- 0	73	121	128	128	11	11	
-----										
TOTALS	RPI 1-25	RPI 26-50	W-L RECORDS	RPI 51-100	RPI 101-999	RPI 201+				
16- 15	0- 1	0- 4	OVERALL	0- 3	16- 7	7- 1				
9- 5	0- 1	0- 1	HOME	0- 1	9- 2	4- 0				
5- 9	0- 0	0- 2	AWAY	0- 2	5- 5	3- 1				
2- 1	0- 0	0- 1	NEUTRAL	0- 0	2- 0	0- 0				
5- 6	0- 1	0- 1	NON-CONFERENCE	0- 1	5- 3	2- 0				
3- 2	0- 1	0- 0	HOME	0- 0	3- 1	1- 0				
1- 4	0- 0	0- 1	AWAY	0- 1	1- 2	1- 0				
1- 0	0- 0	0- 0	NEUTRAL	0- 0	1- 0	0- 0				
11- 9	0- 0	0- 3	CONFERENCE	0- 2	11- 4	5- 1				
6- 3	0- 0	0- 1	HOME	0- 1	6- 1	3- 0				
4- 5	0- 0	0- 1	AWAY	0- 1	4- 3	2- 1				
1- 1	0- 0	0- 1	NEUTRAL	0- 0	1- 0	0- 0				

RPI 1-25				RPI 26-50				RPI 51-100				RPI 101+ Team's RPI: 129			
RPI	S	Opponent	Score	RPI	S	Opponent	Score	RPI	S	Opponent	Score	RPI	S	Opponent	Score
13	H	Stanford	66 86	32	A	Gonzaga	47 74	65	A	UC Davis	55 72	113	H	Washington St.	70 74
				32	H	Gonzaga	57 81	77	A	Saint Mary's (CA)	64 72	132	N	Robert Morris	57 45
				32	N	Gonzaga	53 65	77	H	Saint Mary's (CA)	59 73	139	A	Cal Poly	83 88
				36	A	Northern Colo.	60 73					139	H	Cal Poly	83 71
												142	H	Fresno St.	70 62
												144	A	Loyol a Marymount	60 65
												144	H	Loyol a Marymount	78 60
												144	N	Loyol a Marymount	89 76
												155	A	BYU	66 70
												155	H	BYU	76 73
												166	A	San Di ego	49 47
												166	H	San Di ego	54 60
												167	A	UT Ar lington	54 56
												188	A	Paci fi c	81 71
												188	H	Paci fi c	80 78
												239	A	Pepperdi ne	92 95
												239	H	Pepperdi ne	68 67
												274	H	Sacramento St.	90 76
												280	A	San Jose St.	87 81
												289	A	Santa Clara	58 54
												289	H	Santa Clara	64 47
												317	A	Portl and	76 63
												317	H	Portl and	84 75
LAST 12 Di vi si on I GAMES:															
				32	N	Gonzaga	53 65	155	H	BYU	76 73				
				144	N	Loyol a Marymount	89 76	317	A	Portl and	76 63				
				166	A	San Di ego	49 47	289	H	Santa Clara	64 47				
				188	H	Paci fi c	80 78	77	H	Saint Mary's (CA)	59 73				
				144	A	Loyol a Marymount	60 65	32	H	Gonzaga	57 81				
				77	A	Saint Mary's (CA)	64 72	188	A	Paci fi c	81 71				

Non-Di v I Games:

San Francisco

Average RPI Win: 228		WON-LOST	WINNING	LAST 10	STRENGTH OF		OPP. STRENGTH	TEAM	ADJ.	CONF.	ADJ CONF.
Loss: 141		RECORD	PCT. RANK	GAMES	SCHEDULE		OF SCHEDULE	RPI	RPI	RPI	RPI
DIV. I ONLY		6- 23	315	1- 9	130		135	280	280	16	16
DIV. I NON-CONF.		2- 8	290	0- 0	83		141	243	243	14	14
TOTALS		RPI 1-25	RPI 26-50	W-L RECORDS		RPI 51-100	RPI 101-999	RPI 201+			
6- 23	0- 1		0- 1	OVERALL		1- 7	5- 14	4- 5			
4- 10	0- 0		0- 0	HOME		1- 3	3- 7	2- 3			
2- 11	0- 1		0- 1	AWAY		0- 3	2- 6	2- 2			
0- 2	0- 0		0- 0	NEUTRAL		0- 1	0- 1	0- 0			
2- 8	0- 1		0- 1	NON-CONFERENCE		0- 1	2- 5	2- 1			
1- 4	0- 0		0- 0	HOME		0- 1	1- 3	1- 1			
1- 3	0- 1		0- 1	AWAY		0- 0	1- 1	1- 0			
0- 1	0- 0		0- 0	NEUTRAL		0- 0	0- 1	0- 0			
4- 15	0- 0		0- 0	CONFERENCE		1- 6	3- 9	2- 4			
3- 6	0- 0		0- 0	HOME		1- 2	2- 4	1- 2			
1- 8	0- 0		0- 0	AWAY		0- 3	1- 5	1- 2			
0- 1	0- 0		0- 0	NEUTRAL		0- 1	0- 0	0- 0			

RPI 1-25			
RPI	S	Opponent	Score
10	A	UCLA	69 129

RPI 26-50			
RPI	S	Opponent	Score
42	A	Oregon St.	62 110

RPI 51-100			
RPI	S	Opponent	Score
59	H	Nebraska	55 81
69	A	Wyomi ng	46 58
69	H	Wyomi ng	64 66
87	A	New Mexi co	62 92
87	H	New Mexi co	95 86
87	N	New Mexi co	54 84
92	A	UNLV	60 79
92	H	UNLV	53 80

RPI 101+ Team' s RPI : 280			
RPI	S	Opponent	Score
103	A	Col orado St.	48 63
103	H	Col orado St.	66 73
126	H	Portl and St.	78 90
129	H	San Franci sco	81 87
133	H	Boi se St.	80 112
142	A	Fresno St.	71 81
178	N	Hampton	73 81
180	A	Nevada	63 91
180	H	Nevada	57 54
188	A	Paci fi c	97 106
210	H	CSU Bakersfi el d	67 57
211	H	CSUN	59 76
271	A	San Di ego St.	78 85
271	H	San Di ego St.	65 75
288	A	Air Force	75 74
288	H	Air Force	60 66
289	A	Santa Clara	71 66
314	A	Utah St.	78 86
314	H	Utah St.	79 66

LAST 12 Division I GAMES:			
87	N	New Mexico	54 84
288	H	Air Force	60 66
314	A	Utah St.	78 86
271	A	San Di ego St.	78 85
180	H	Nevada	57 54
69	H	Wyomi ng	64 66
142	A	Fresno St.	71 81
103	H	Col orado St.	66 73
87	A	New Mexi co	62 92
92	H	UNLV	53 80
69	A	Wyomi ng	46 58
133	H	Boi se St.	80 112

Non-Div I Games:	Southern Ore.	89	87
------------------	---------------	----	----

San Jose St.

■ Loss, ■ Non-Conf, S Site, H Home A Away N Neutral



Average RPI Win:	254	WON-LOST	WINNING	LAST 10	STRENGTH OF	OPP. STRENGTH	TEAM	ADJ.	CONF.	ADJ CONF.
Average RPI Loss:	152	RECORD	PCT. RANK	GAMES	SCHEDULE	OF SCHEDULE	RPI	RPI	RPI	RPI
DIV. I ONLY	8- 21	279	3- 7	251	132	289	289	14	14	
DIV. I NON-CONF.	3- 7	254	0- 0	316	208	300	300	11	11	
-----										
TOTALS	RPI 1-25	RPI 26-50	W-L RECORDS	RPI 51-100	RPI 101-999	RPI 201+				
8- 21	0- 0	0- 4	OVERALL	0- 2	8- 15	5- 5				
5- 9	0- 0	0- 3	HOME	0- 1	5- 5	2- 2				
3- 11	0- 0	0- 0	AWAY	0- 0	3- 0	3- 0				
0- 1	0- 0	0- 0	NEUTRAL	0- 0	0- 1	0- 1				
3- 7	0- 0	0- 2	NON-CONFERENCE	0- 0	3- 5	2- 3				
1- 4	0- 0	0- 2	HOME	0- 0	1- 2	0- 2				
2- 3	0- 0	0- 0	AWAY	0- 0	2- 3	2- 1				
0- 0	0- 0	0- 0	NEUTRAL	0- 0	0- 0	0- 0				
5- 14	0- 0	0- 2	CONFERENCE	0- 2	5- 10	3- 2				
4- 5	0- 0	0- 1	HOME	0- 1	4- 3	2- 0				
1- 8	0- 0	0- 1	AWAY	0- 1	1- 6	1- 1				
0- 1	0- 0	0- 0	NEUTRAL	0- 0	0- 1	0- 1				

RPI	S	Opponent	Score	RPI	S	Opponent	Score	RPI	S	Opponent	Score	RPI	S	Opponent	Score
32	A	Gonzaga	44 71	32	H	Gonzaga	51 63	77	A	Saint Mary's (CA)	46 59	129	A	San Francisco	47 64
43	H	Cal i forn i a	41 79	49	H	Southern Cal i forn i a	43 64	77	H	Saint Mary's (CA)	51 72	129	H	San Francisco	54 58
												144	A	Loyol a Marymount	45 64
												144	H	Loyol a Marymount	51 65
												155	A	BYU	47 65
												155	H	BYU	34 55
												166	A	San Di ego	40 51
												166	H	San Di ego	59 50
												173	A	Northwestern	47 57
												180	A	Nevada	41 52
												188	A	Paci fi c	37 55
												188	H	Paci fi c	57 55
												198	H	UC Santa Barbara	68 63
												239	A	Pepperdi ne	55 56
												239	H	Pepperdi ne	54 50
												239	N	Pepperdi ne	63 74
												249	A	Grand Canyon	38 39
												271	A	San Di ego St.	48 34
												280	H	San Jose St.	66 71
												317	A	Portl and	50 43
												317	H	Portl and	67 57
												319	H	Cal St. Fullerton	69 73
												332	A	Ill. -Chi cago	45 36
-----															
LAST 12 Di vi si on I GAMES:															
239	N	Pepperdi ne	63 74	155	H	BYU	34 55	129	A	San Franci sco	47 64	188	A	Paci fi c	37 55
77	H	Saint Mary's (CA)	51 72	129	A	San Franci sco	47 64	239	H	Pepperdi ne	54 50	166	H	San Di ego	59 50
144	A	Loyol a Marymount	45 64	188	A	Paci fi c	37 55	32	A	Gonzaga	44 71				
188	H	Paci fi c	57 55												
317	H	Portl and	67 57												
166	A	San Di ego	40 51												

Non-Di v I Games: Menlo 104 61

Santa Clara

Average RPI		Win: 292	WON-LOST RECORD	WINNING PCT. RANK	LAST 10 GAMES	STRENGTH OF SCHEDULE	OPP. STRENGTH OF SCHEDULE	TEAM RPI	ADJ. RPI	CONF. RPI	ADJ CONF. RPI
Loss: 217											
DIV. I ONLY		3- 24	334	1- 8		288	331	340	340	30	30
DIV. I NON-CONF.		1- 9	318	0- 0		270	105	312	312	30	30
TOTALS		RPI 1-25		RPI 26-50		W-L RECORDS		RPI 51-100	RPI 101-999		RPI 201+
3- 24	0- 1		0- 1	OVERALL		0- 1		3- 21		3- 14	
0- 8	0- 0		0- 0	HOME		0- 0		0- 8		0- 6	
2- 13	0- 1		0- 1	AWAY		0- 1		2- 10		2- 7	
1- 3	0- 0		0- 0	NEUTRAL		0- 0		1- 3		1- 1	
1- 9	0- 1		0- 1	NON-CONFERENCE		0- 1		1- 6		1- 3	
0- 0	0- 0		0- 0	HOME		0- 0		0- 0		0- 0	
1- 6	0- 1		0- 1	AWAY		0- 1		1- 3		1- 2	
0- 3	0- 0		0- 0	NEUTRAL		0- 0		0- 3		0- 1	
2- 15	0- 0		0- 0	CONFERENCE		0- 0		2- 15		2- 11	
0- 8	0- 0		0- 0	HOME		0- 0		0- 8		0- 6	
1- 7	0- 0		0- 0	AWAY		0- 0		1- 7		1- 5	
1- 0	0- 0		0- 0	NEUTRAL		0- 0		1- 0		1- 0	

RPI 1-25				RPI 26-50				RPI 51-100				RPI 101+				Team's RPI: 340	
RPI	S	Opponent	Score	RPI	S	Opponent	Score	RPI	S	Opponent	Score	RPI	S	Opponent	Score		
11	A	South Carolina	38 99	42	A	Oregon St.	36 84	98	A	Jacksonville	46 74	124	A	Bethune-Cookman	54 75		
												165	H	N. C. A&T	44 69		
												175	N	Florida	40 90		
												178	A	Hampton	41 88		
												178	H	Hampton	53 81		
												193	A	East Carolina	37 103		
												195	N	Richmond	63 100		
												203	A	Wisconsin	24 82		
												213	A	Norfolk St.	51 83		
												213	H	Norfolk St.	58 78		
												213	N	Norfolk St.	51 48		
												215	N	Providence	48 78		
												268	H	UMES	56 68		
												269	H	Howard	59 87		
												270	A	Morgan St.	67 73		
												270	H	Morgan St.	41 70		
												315	A	Alabama St.	61 81		
												318	A	South Carolina St.	78 80		
												318	H	South Carolina St.	60 71		
												320	H	N. C. Central	61 74		
												321	A	Coppin St.	57 66		
												327	A	Ga. Southern	71 67		
												333	A	Delaware St.	79 93		
												337	A	Florida A&M	65 47		
LAST 12 Division I GAMES:																	
				213	N	Norfolk St.	51 48	165	H	N. C. A&T	44 69						
				318	A	South Carolina St.	78 80	270	H	Morgan St.	41 70						
				320	H	N. C. Central	61 74	318	H	South Carolina St.	60 71						
				124	A	Bethune-Cookman	54 75	337	A	Florida A&M	65 47						
				178	A	Hampton	41 88	333	A	Delaware St.	79 93						
				213	A	Norfolk St.	51 83	213	H	Norfolk St.	58 78						

Savannah St.

Average RPI Win:	249	WON-LOST	WINNING	LAST 10	STRENGTH OF	OPP. STRENGTH	TEAM	ADJ.	CONF.	ADJ CONF.
Average RPI Loss:	193	RECORD	PCT. RANK	GAMES	SCHEDULE	OF SCHEDULE	RPI	RPI	RPI	RPI
DIV. I ONLY	15- 14	165	6- 4	269	313	217	217	31	31	
DIV. I NON-CONF.	6- 9	214	0- 0	155	234	209	209	31	31	
-----										
TOTALS	RPI 1-25	RPI 26-50	W-L RECORDS	RPI 51-100	RPI 101-999	RPI 201+				
15- 14	0- 0	0- 1	OVERALL	0- 1	15- 12	11- 7				
8- 7	0- 0	0- 0	HOME	0- 1	8- 6	6- 2				
7- 7	0- 0	0- 1	AWAY	0- 0	7- 6	5- 5				
0- 0	0- 0	0- 0	NEUTRAL	0- 0	0- 0	0- 0				
6- 9	0- 0	0- 1	NON-CONFERENCE	0- 1	6- 7	2- 2				
2- 6	0- 0	0- 0	HOME	0- 1	2- 5	0- 1				
4- 3	0- 0	0- 1	AWAY	0- 0	4- 2	2- 1				
0- 0	0- 0	0- 0	NEUTRAL	0- 0	0- 0	0- 0				
9- 5	0- 0	0- 0	CONFERENCE	0- 0	9- 5	9- 5				
6- 1	0- 0	0- 0	HOME	0- 0	6- 1	6- 1				
3- 4	0- 0	0- 0	AWAY	0- 0	3- 4	3- 4				
0- 0	0- 0	0- 0	NEUTRAL	0- 0	0- 0	0- 0				

RPI	S	Opponent	Score	RPI	S	Opponent	Score	RPI	S	Opponent	Score	RPI	S	Opponent	Score	Team's RPI: 217
43	A	Cal i forni a	67 87	65	H	UC Davi s	53 79	126	H	Portland St.	91 77	151	A	Idaho	68 60	
								153	H	Idaho St.	69 74	166	H	San Diego	80 73	
								180	H	Nevada	65 74	186	H	UC Irvi ne	79 84	
								188	H	Paci fic	73 85	198	A	UC Santa Barbara	77 71	
								201	A	Washington	76 84	209	A	New Mexico St.	53 64	
								209	H	New Mexico St.	69 59	210	A	CSU Bakersfi eld	68 75	
								210	H	CSU Bakersfi eld	64 56	211	A	CSUN	62 67	
								237	A	Montana	78 64	239	A	Pepperdi ne	65 62	
								249	A	Grand Canyon	63 74	249	H	Grand Canyon	57 64	
								256	H	Hawai i	58 73	279	A	UMKC	62 58	
								279	H	UMKC	66 62	308	A	UTRGV	67 69	
								308	H	UTRGV	64 56	322	A	Utah Valley	77 75	
								322	H	Utah Valley	83 53	346	A	Chi cago St.	63 56	
								346	H	Chi cago St.	72 60					
LAST 12 Di vi si on I GAMES:																
322	H	Utah Valley	83 53	279	H	UMKC	66 62	322	A	Utah Valley	77 75	210	A	CSU Bakersfi eld	68 75	
210	H	CSU Bakersfi eld	64 56	308	H	UTRGV	64 56	209	H	New Mexico St.	69 59	279	A	UMKC	62 58	
249	H	Grand Canyon	57 64													
209	A	New Mexico St.	53 64													
308	A	UTRGV	67 69													
346	H	Chi cago St.	72 60													

Non-Di v I Games:

Seattle U

Average RPI Win:	199	WON-LOST	WINNING	LAST 10	STRENGTH OF	OPP. STRENGTH	TEAM	ADJ.	CONF.	ADJ CONF.
Average RPI Loss:	43	RECORD	PCT. RANK	GAMES	SCHEDULE	OF SCHEDULE	RPI	RPI	RPI	RPI
DIV. I ONLY	16- 15	169	3- 7	85	73	121	121	6	6	
DIV. I NON-CONF.	8- 3	65	0- 0	148	178	101	101	6	6	
-----										
TOTALS	RPI 1-25	RPI 26-50	W-L RECORDS	RPI 51-100	RPI 101-999	RPI 201+				
16- 15	0- 6	0- 6	OVERALL	2- 2	14- 1	10- 0				
11- 6	0- 3	0- 3	HOME	2- 0	9- 0	6- 0				
4- 9	0- 3	0- 3	AWAY	0- 2	4- 1	3- 0				
1- 0	0- 0	0- 0	NEUTRAL	0- 0	1- 0	1- 0				
8- 3	0- 1	0- 2	NON-CONFERENCE	0- 0	8- 0	5- 0				
6- 2	0- 1	0- 1	HOME	0- 0	6- 0	4- 0				
2- 1	0- 0	0- 1	AWAY	0- 0	2- 0	1- 0				
0- 0	0- 0	0- 0	NEUTRAL	0- 0	0- 0	0- 0				
8- 12	0- 5	0- 4	CONFERENCE	2- 2	6- 1	5- 0				
5- 4	0- 2	0- 2	HOME	2- 0	3- 0	2- 0				
2- 8	0- 3	0- 2	AWAY	0- 2	2- 1	2- 0				
1- 0	0- 0	0- 0	NEUTRAL	0- 0	1- 0	1- 0				

RPI 1-25				RPI 26-50				RPI 51-100				RPI 101+ Team's RPI: 121			
RPI	S	Opponent	Score	RPI	S	Opponent	Score	RPI	S	Opponent	Score	RPI	S	Opponent	Score
10	H	UCLA	68 77	29	A	Villanova	53 59	72	A	St. John's (NY)	56 75	105	A	Wake Forest	67 57
20	A	DePaul	52 78	29	H	Villanova	59 67	72	H	St. John's (NY)	62 57	128	A	Butler	48 66
20	A	DePaul	66 89	30	H	Princeton	83 85	97	A	Georgetown	52 71	128	H	Butler	75 64
20	H	DePaul	68 72	40	A	Rutgers	45 70	97	H	Georgetown	70 65	158	H	Marist	85 60
25	A	Marquette	84 97	48	A	Creighton	64 81					162	H	Jacksonville St.	73 54
25	H	Marquette	54 81	48	H	Creighton	51 68					208	A	Boston College	73 53
												215	A	Providence	65 56
												215	H	Providence	65 56
												228	A	Xavier	62 51
												228	H	Xavier	58 53
												228	N	Xavier	66 42
												250	H	Rider	85 49
												265	H	St. Francis Brooklyn	84 50
												275	H	Fairfield	80 61
												347	H	Saint Peter's	91 49
LAST 12 Division I GAMES:															
20	A	DePaul	52 78	97	A	Georgetown	52 71								
228	N	Xavier	66 42	128	H	Butler	75 64								
20	H	DePaul	68 72	228	H	Xavier	58 53								
25	H	Marquette	54 81	48	A	Creighton	64 81								
72	A	St. John's (NY)	56 75	215	A	Providence	65 56								
29	A	Villanova	53 59	72	H	St. John's (NY)	62 57								

Non-Div I Games:

Seton Hall

Average RPI Win:	276	WON-LOST	WINNING	LAST 10	STRENGTH OF	OPP. STRENGTH	TEAM	ADJ.	CONF.	ADJ CONF.
Average RPI Loss:	133	RECORD	PCT. RANK	GAMES	SCHEDULE	OF SCHEDULE	RPI	RPI	RPI	RPI
DIV. I ONLY	17- 14	147	6- 4	264	267	197	197	28	28	
DIV. I NON-CONF.	5- 6	187	0- 0	128	154	155	155	25	25	
-----										
TOTALS	RPI 1-25	RPI 26-50	W-L RECORDS	RPI 51-100	RPI 101-999	RPI 201+				
17- 14	0- 0	0- 3	OVERALL	0- 4	17- 7	16- 4				
11- 5	0- 0	0- 1	HOME	0- 2	11- 2	10- 1				
6- 9	0- 0	0- 2	AWAY	0- 2	6- 5	6- 3				
0- 0	0- 0	0- 0	NEUTRAL	0- 0	0- 0	0- 0				
5- 6	0- 0	0- 1	NON-CONFERENCE	0- 4	5- 1	5- 0				
3- 2	0- 0	0- 0	HOME	0- 2	3- 0	3- 0				
2- 4	0- 0	0- 1	AWAY	0- 2	2- 1	2- 0				
0- 0	0- 0	0- 0	NEUTRAL	0- 0	0- 0	0- 0				
12- 8	0- 0	0- 2	CONFERENCE	0- 0	12- 6	11- 4				
8- 3	0- 0	0- 1	HOME	0- 0	8- 2	7- 1				
4- 5	0- 0	0- 1	AWAY	0- 0	4- 4	4- 3				
0- 0	0- 0	0- 0	NEUTRAL	0- 0	0- 0	0- 0				

RPI	S	Opponent	Score	RPI	S	Opponent	Score	RPI	S	Opponent	Score	RPI	S	Opponent	Score
37	A	Quinnipiac	54 68	51	H	FGCU	50 63	130	A	Hartford	62 71				
37	H	Quinnipiac	72 83	52	A	Harvard	67 75	158	A	Marist	54 73				
40	A	Rutgers	47 59	82	H	Albany (NY)	63 78	158	H	Marist	58 53				
				93	A	Penn St.	72 86	158	H	Marist	51 67				
								233	A	Niagara	50 65				
								233	H	Niagara	71 60				
								233	H	Niagara	68 73				
								243	A	Hofstra	70 60				
								250	A	Rider	71 67				
								252	H	Sacred Heart	62 57				
								257	H	St. Bonaventure	70 62				
								262	A	Manhattan	56 54				
								262	H	Manhattan	56 51				
								269	H	Howard	72 61				
								275	A	Fairfield	43 44				
								275	H	Fairfield	51 40				
								283	H	Monmouth	44 41				
								285	A	Canisius	57 65				
								285	H	Canisius	68 59				
								287	A	Colgate	73 70				
								342	A	Iona	70 48				
								342	H	Iona	64 51				
								347	A	Saint Peter's	62 59				
								347	H	Saint Peter's	70 36				
LAST 12 Division I GAMES:															
158	H	Marist	51 67	37	H	Quinnipiac	72 83								
233	H	Niagara	71 60	283	H	Monmouth	44 41								
347	H	Saint Peter's	70 36	158	A	Marist	54 73								
285	H	Canisius	68 59	347	A	Saint Peter's	62 59								
275	A	Fairfield	43 44	262	H	Manhattan	56 51								
262	A	Manhattan	56 54	275	H	Fairfield	51 40								

Non-Div I Games:

Siena

Average RPI Win:	247	WON-LOST	WINNING	LAST 10	STRENGTH OF	OPP. STRENGTH	TEAM	ADJ.	CONF.	ADJ CONF.
Average RPI Loss:	148	RECORD	PCT. RANK	GAMES	SCHEDULE	OF SCHEDULE	RPI	RPI	RPI	RPI
DIV. I ONLY	18- 11	101	4- 6	282	228	168	168	22	22	
DIV. I NON-CONF.	6- 4	122	0- 0	62	213	75	75	23	23	
-----										
TOTALS	RPI 1-25	RPI 26-50	W-L RECORDS	RPI 51-100	RPI 101-999	RPI 201+				
18- 11	0- 1	0- 0	OVERALL	0- 3	18- 7	12- 3				
9- 5	0- 0	0- 0	HOME	0- 3	9- 2	6- 1				
8- 6	0- 1	0- 0	AWAY	0- 0	8- 5	5- 2				
1- 0	0- 0	0- 0	NEUTRAL	0- 0	1- 0	1- 0				
6- 4	0- 1	0- 0	NON-CONFERENCE	0- 2	6- 1	3- 0				
3- 2	0- 0	0- 0	HOME	0- 2	3- 0	1- 0				
3- 2	0- 1	0- 0	AWAY	0- 0	3- 1	2- 0				
0- 0	0- 0	0- 0	NEUTRAL	0- 0	0- 0	0- 0				
12- 7	0- 0	0- 0	CONFERENCE	0- 1	12- 6	9- 3				
6- 3	0- 0	0- 0	HOME	0- 1	6- 2	5- 1				
5- 4	0- 0	0- 0	AWAY	0- 0	5- 4	3- 2				
1- 0	0- 0	0- 0	NEUTRAL	0- 0	1- 0	1- 0				

RPI 1-25				RPI 26-50				RPI 51-100				RPI 101+ Team's RPI: 168			
RPI	S	Opponent	Score	RPI	S	Opponent	Score	RPI	S	Opponent	Score	RPI	S	Opponent	Score
16	A	NC State	50 71					79	H	UAB	66 78	115	A	North Carolina	85 84
								95	H	Little Rock	35 47	127	H	Central Ark.	64 43
								98	H	Jacksonville	58 60	137	A	Texas St.	63 78
												161	A	Ole Miss	59 66
												167	A	UT Arlington	76 63
												169	A	Louisiana	72 57
												169	H	Louisiana	56 59
												179	A	Troy	71 82
												179	H	Troy	79 68
												181	H	Southern U.	69 65
												205	A	Southern Miss.	78 57
												219	H	Arkansas St.	60 75
												220	A	Coastal Caro.	56 71
												220	H	Coastal Caro.	68 62
												222	H	New Orleans	67 45
												260	A	Appalachian St.	56 57
												260	H	Appalachian St.	54 52
												306	A	Georgia St.	70 69
												306	H	Georgia St.	88 52
												315	A	Alabama St.	59 47
												327	A	Ga. Southern	81 74
												327	H	Ga. Southern	79 52
												338	A	La.-Monroe	67 60
												338	H	La.-Monroe	72 55
												338	N	La.-Monroe	80 54
-----															
LAST 12 Division I GAMES:															
338	N	La.-Monroe	80 54	260	A	Appalachian St.	56 57								
306	A	Georgia St.	70 69	219	H	Arkansas St.	60 75								
327	A	Ga. Southern	81 74	95	H	Little Rock	35 47								
169	H	Louisiana	56 59	179	A	Troy	71 82								
338	H	La.-Monroe	72 55	338	A	La.-Monroe	67 60								
220	A	Coastal Caro.	56 71	169	A	Louisiana	72 57								

Non-Div I Games: Ga. Southwestern 73 42

South Ala.

South Carolina					Through Games Of March 6, 2018						
Average RPI	Win:	121	WON-LOST	WINNING	LAST 10	STRENGTH OF	OPP. STRENGTH	TEAM	ADJ.	CONF.	ADJ CONF.
Average RPI	Loss:	8	RECORD	PCT. RANK	GAMES	SCHEDULE	OF SCHEDULE	RPI	RPI	RPI	RPI
DIV. I ONLY		26- 6	20	8- 2	22	3	11	11	2	2	
DIV. I NON-CONF.		11- 2	22	0- 1	190	5	51	51	2	2	
-----											
TOTALS	RPI 1-25		RPI 26-50		W-L RECORDS	RPI 51-100	RPI 101-999		RPI 201+		
26- 6	6- 6		4- 0		OVERALL	5- 0	11- 0		5- 0		
13- 2	3- 2		1- 0		HOME	2- 0	7- 0		5- 0		
8- 3	1- 3		1- 0		AWAY	2- 0	4- 0		0- 0		
5- 1	2- 1		2- 0		NEUTRAL	1- 0	0- 0		0- 0		
11- 2	2- 2		1- 0		NON-CONFERENCE	1- 0	7- 0		5- 0		
6- 1	1- 1		0- 0		HOME	0- 0	5- 0		5- 0		
3- 0	1- 0		0- 0		AWAY	0- 0	2- 0		0- 0		
2- 1	0- 1		1- 0		NEUTRAL	1- 0	0- 0		0- 0		
15- 4	4- 4		3- 0		CONFERENCE	4- 0	4- 0		0- 0		
7- 1	2- 1		1- 0		HOME	2- 0	2- 0		0- 0		
5- 3	0- 3		1- 0		AWAY	2- 0	2- 0		0- 0		
3- 0	2- 0		1- 0		NEUTRAL	0- 0	0- 0		0- 0		

RPI	S	Opponent	Score	RPI	S	Opponent	Score	RPI	S	Opponent	Score	RPI	S	Opponent	Score
1	H	UConn	58 83	26	A	Georgi a	77 65	72	N	St. John's (NY)	76 58	146	H	Arkansas	90 42
2	N	Notre Dame	85 92	26	N	Georgi a	71 49	86	A	Kentucky	81 64	150	A	Vanderbil t	95 82
5	A	Missi ssi ppi St.	53 67	28	H	LSU	57 48	86	H	Kentucky	81 63	161	A	Ole Miss	88 62
5	N	Missi ssi ppi St.	62 51	40	N	Rutgers	78 68	94	A	Al abama	79 66	164	A	Clemson	66 36
9	A	Tennessee	46 65					100	H	Auburn	71 63	175	H	Fl ori da	64 57
9	H	Tennessee	70 86									185	A	Temple	87 60
9	N	Tennessee	73 62									262	H	Col. of Charleston	69 43
15	H	Texas A&M	61 59									303	H	Wofford	94 60
17	A	Maryl and	94 86									306	H	Western Caro.	101 43
18	H	Duke	72 52									315	H	Al abama St.	99 31
24	A	Mi ssouri	74 83									340	H	Savannah St.	99 38
24	H	Mi ssouri	64 54												
LAST 12 Di vi si on I GAMES:															
5	N	Mi ss i ssi ppi St.	62 51	26	A	Georgi a	77 65	175	H	Fl ori da	64 57				
26	N	Georgi a	71 49	94	A	Al abama	79 66	5	A	Mi ss i ssi ppi St.	53 67				
9	N	Tennessee	73 62	1	H	UConn	58 83	24	H	Mi ssouri	64 54				
9	A	Tennessee	46 65												
28	H	LSU	57 48												
86	H	Kentucky	81 63												

Non-Di v I Games:

South Carolina

Average RPI Win:	308	WON-LOST	WINNING	LAST 10	STRENGTH OF	OPP. STRENGTH	TEAM	ADJ.	CONF.	ADJ CONF.
Average RPI Loss:	221	RECORD	PCT. RANK	GAMES	SCHEDULE	OF SCHEDULE	RPI	RPI	RPI	RPI

DIV. I ONLY	10- 17	240	5- 5	348	310	318	318	30	30
DIV. I NON-CONF.	3- 7	254	0- 0	343	161	313	313	30	30
-----									
TOTALS	RPI 1-25	RPI 26-50	W-L RECORDS	RPI 51-100	RPI 101-999	RPI 201+			
10- 17	0- 0	0- 1	OVERALL	0- 1	10- 15	9- 10			
5- 5	0- 0	0- 0	HOME	0- 0	5- 5	4- 4			
4- 12	0- 0	0- 0	AWAY	0- 0	4- 1	4- 1			
1- 0	0- 0	0- 0	NEUTRAL	0- 0	1- 0	1- 0			
3- 7	0- 0	0- 1	NON-CONFERENCE	0- 1	3- 5	3- 3			
1- 1	0- 0	0- 0	HOME	0- 0	1- 1	1- 1			
2- 6	0- 0	0- 1	AWAY	0- 1	2- 4	2- 2			
0- 0	0- 0	0- 0	NEUTRAL	0- 0	0- 0	0- 0			
7- 10	0- 0	0- 0	CONFERENCE	0- 0	7- 10	6- 7			
4- 4	0- 0	0- 0	HOME	0- 0	4- 4	3- 3			
2- 6	0- 0	0- 0	AWAY	0- 0	2- 6	2- 4			
1- 0	0- 0	0- 0	NEUTRAL	0- 0	1- 0	1- 0			

RPI 1-25	RPI 26-50	RPI 51-100	RPI 101+	Team's RPI: 318
RPI S Opponent Score	RPI S Opponent Score	RPI S Opponent Score	RPI S Opponent Score	
	47 A Mercer 53 74	68 A Georgi a Tech 40 86	124 A Bethune-Cookman 50 68	
			154 A Charlotte 49 64	
			164 A Clemson 48 56	
			165 H N. C. A&T 54 74	
			178 A Hampton 42 60	
			178 H Hampton 78 70	
			213 A Norfolk St. 49 63	
			213 H Norfolk St. 67 71	
			268 H UMES 54 51	
			269 H Howard 58 68	
			270 A Morgan St. 55 65	
			282 A Old Dominion 35 52	
			302 A USC Upstate 44 63	
			306 H Western Caro. 75 45	
			320 H N. C. Central 63 81	
			320 N N. C. Central 76 67	
			321 A Coppin St. 39 56	
			321 H Coppin St. 67 65	
			324 A Charleston So. 60 58	
			327 H Ga. Southern 58 61	
			333 A Delaware St. 44 58	
			337 A Florida A&M 82 49	
			340 A Savannah St. 71 60	
			340 H Savannah St. 80 78	
			344 A Winthrop 65 37	
LAST 12 Division I GAMES:				
	320 N N. C. Central 76 67	165 H N. C. A&T 54 74		
	340 H Savannah St. 80 78	321 H Coppin St. 67 65		
	337 A Florida A&M 82 49	340 A Savannah St. 71 60		
	320 H N. C. Central 63 81	270 A Morgan St. 55 65		
	213 A Norfolk St. 49 63	321 A Coppin St. 39 56		
	178 A Hampton 42 60	178 H Hampton 78 70		

Non-Div I Games: Johnson & Wales (NC) 40 Columbia Int'l 82 38

South Carolina St.

Loss, Non-Conf, S Site, H Home A Away N Neutral



Average RPI Win:	199	WON-LOST	WINNING	LAST 10	STRENGTH OF	OPP. STRENGTH	TEAM	ADJ.	CONF.	ADJ CONF.
Average RPI Loss:	85	RECORD	PCT. RANK	GAMES	SCHEDULE	OF SCHEDULE	RPI	RPI	RPI	RPI
DIV. I ONLY	23- 6	29	8- 1	159	117	60	60	12	12	
DIV. I NON-CONF.	7- 5	132	0- 0	200	62	135	135	16	16	
-----										
TOTALS	RPI 1-25	RPI 26-50	W-L RECORDS	RPI 51-100	RPI 101-999	RPI 201+				
23- 6	0- 1	3- 1	OVERALL	2- 1	18- 3	11- 0				
11- 1	0- 0	2- 0	HOME	1- 0	8- 1	5- 0				
9- 2	0- 0	1- 0	AWAY	1- 0	7- 2	4- 0				
3- 3	0- 1	0- 1	NEUTRAL	0- 1	3- 0	2- 0				
7- 5	0- 1	1- 0	NON-CONFERENCE	0- 1	6- 3	4- 0				
4- 1	0- 0	1- 0	HOME	0- 0	3- 1	2- 0				
2- 2	0- 0	0- 0	AWAY	0- 0	2- 2	1- 0				
1- 2	0- 1	0- 0	NEUTRAL	0- 1	1- 0	1- 0				
16- 1	0- 0	2- 1	CONFERENCE	2- 0	12- 0	7- 0				
7- 0	0- 0	1- 0	HOME	1- 0	5- 0	3- 0				
7- 0	0- 0	1- 0	AWAY	1- 0	5- 0	3- 0				
2- 1	0- 0	0- 1	NEUTRAL	0- 0	2- 0	1- 0				

RPI 1-25				RPI 26-50				RPI 51-100				RPI 101+			
RPI	S	Opponent	Score	RPI	S	Opponent	Score	RPI	S	Opponent	Score	RPI	S	Opponent	Score
9	N	Tennessee	49 69	27	A	South Dakota St.	67 61	58	N	Oklahoma St.	68 76	108	A	Iowa St.	76 81
				27	H	South Dakota St.	80 75	99	A	Western Ill.	82 58	114	A	SFA	55 77
				27	N	South Dakota St.	50 65	99	H	Western Ill.	92 81	149	A	Wichita St.	62 48
				48	H	Creighton	73 68					172	A	Oral Roberts	73 68
												172	H	Oral Roberts	72 55
												172	N	Oral Roberts	65 53
												177	A	Denver	82 60
												177	H	Denver	79 51
												196	H	Tulsa	61 64
												200	H	North Dakota	76 71
												210	H	CSU Bakersfield	66 50
												244	A	Omaha	72 50
												244	H	Omaha	70 46
												246	H	UC Riverside	75 66
												259	N	Indiana St.	71 59
												284	A	North Dakota St.	82 67
												284	H	North Dakota St.	80 54
												313	A	Incarnate Word	81 51
												325	A	Fort Wayne	79 60
												325	H	Fort Wayne	85 43
												325	N	Fort Wayne	83 32
-----															
LAST 12 Division I GAMES:															
				27	N	South Dakota St.	50 65	325	A	Fort Wayne	79 60				
				172	N	Oral Roberts	65 53	284	H	North Dakota St.	80 54				
				325	N	Fort Wayne	83 32	99	H	Western Ill.	92 81				
				27	H	South Dakota St.	80 75	177	A	Denver	82 60				
				172	H	Oral Roberts	72 55	27	A	South Dakota St.	67 61				
				244	A	Omaha	72 50	244	H	Omaha	70 46				

Non-Div I Games: Mt. Marty 87 25 Doane 96 54 Bellevue 89 32

South Dakota

Average RPI Win: 177 WON-LOST WINNING LAST 10 STRENGTH OF OPP. STRENGTH TEAM ADJ. CONF. ADJ CONF.  
Average RPI Loss: 41 RECORD PCT. RANK GAMES SCHEDULE OF SCHEDULE RPI RPI RPI RPI

DIV. I ONLY	25- 6	23	9- 1	65	106	27	27	12	12
DIV. I NON-CONF.	10- 4	73	0- 0	29	20	28	28	16	16
TOTALS	RPI 1-25	RPI 26-50	W-L RECORDS	RPI 51-100	RPI 101-999	RPI 201+			
25- 6	1- 2	1- 1	OVERALL	6- 3	17- 0	9- 0			
12- 2	0- 1	1- 0	HOME	1- 1	10- 0	5- 0			
8- 4	0- 1	0- 1	AWAY	3- 2	5- 0	3- 0			
5- 0	1- 0	0- 0	NEUTRAL	2- 0	2- 0	1- 0			
10- 4	1- 2	1- 1	NON-CONFERENCE	2- 1	6- 0	2- 0			
6- 1	0- 1	1- 0	HOME	0- 0	5- 0	2- 0			
2- 3	0- 1	0- 1	AWAY	2- 1	0- 0	0- 0			
2- 0	1- 0	0- 0	NEUTRAL	0- 0	1- 0	0- 0			
15- 2	0- 0	0- 0	CONFERENCE	4- 2	11- 0	7- 0			
6- 1	0- 0	0- 0	HOME	1- 1	5- 0	3- 0			
6- 1	0- 0	0- 0	AWAY	1- 1	5- 0	3- 0			
3- 0	0- 0	0- 0	NEUTRAL	2- 0	1- 0	1- 0			

RPI 1-25				RPI 26-50				Team's RPI: 27				RPI 51-100				RPI 101+			
RPI	S	Opponent	Score	RPI	S	Opponent	Score	RPI	S	Opponent	Score	RPI	S	Opponent	Score	RPI	S	Opponent	Score
3	H	Louisville	64 68	34	H	Oklahoma	67 61	51	A	FGCU	78 87	135	H	UNI	57 47				
16	N	NC State	75 67	48	A	Creighton	65 72	60	A	South Dakota	75 80	149	H	Wichita St.	96 64				
23	A	Green Bay	41 55					60	H	South Dakota	61 67	154	N	Charlotte	71 70				
								60	N	South Dakota	65 50	172	A	Oral Roberts	77 70				
								71	A	Drake	85 78	172	H	Oral Roberts	96 72				
								75	A	George Washington	97 88	177	A	Denver	69 58				
								99	A	Western Ill.	70 42	177	H	Denver	95 59				
								99	H	Western Ill.	84 48	200	H	North Dakota	66 52				
								99	N	Western Ill.	80 51	206	H	Bowling Green	76 44				
												244	A	Omaha	103 54				
												244	H	Omaha	89 64				
												284	A	North Dakota St.	85 64				
												284	H	North Dakota St.	83 63				
												284	N	North Dakota St.	87 62				
												325	A	Fort Wayne	77 55				
												325	H	Fort Wayne	105 49				
												339	H	NJIT	92 48				
LAST 12 Division I GAMES:																			
		60	N	South Dakota	65	50			172	H	Oral Roberts	96	72						
		99	N	Western Ill.	80	51			177	H	Denver	95	59						
		284	N	North Dakota St.	87	62			244	A	Omaha	103	54						
		325	A	Fort Wayne	77	55			284	A	North Dakota St.	85	64						
		60	A	South Dakota	75	80			325	H	Fort Wayne	105	49						
		99	A	Western Ill.	70	42			60	H	South Dakota	61	67						

Non-Div I Games: Dakota Wesleyan 76 63

South Dakota St.

Average RPI Win:	134	WON-LOST	WINNING	LAST 10	STRENGTH OF	OPP. STRENGTH	TEAM	ADJ.	CONF.	ADJ CONF.
Average RPI Loss:	36	RECORD	PCT. RANK	GAMES	SCHEDULE	OF SCHEDULE	RPI	RPI	RPI	RPI
DIV. I ONLY	26- 7	33	8- 2	24	33	14	14	7	7	
DIV. I NON-CONF.	11- 3	45	1- 0	66	4	24	24	7	7	
-----										
TOTALS	RPI 1-25	RPI 26-50	W-L RECORDS	RPI 51-100	RPI 101-999	RPI 201+				
26- 7	1- 4	5- 1	OVERALL	3- 1	17- 1	4- 0				
13- 1	1- 1	2- 0	HOME	1- 0	9- 0	3- 0				
8- 3	0- 1	1- 1	AWAY	1- 0	6- 1	1- 0				
5- 3	0- 2	2- 0	NEUTRAL	1- 1	2- 0	0- 0				
11- 3	1- 1	2- 1	NON-CONFERENCE	2- 1	6- 0	3- 0				
6- 0	1- 0	1- 0	HOME	0- 0	4- 0	2- 0				
2- 1	0- 0	0- 1	AWAY	1- 0	1- 0	1- 0				
3- 2	0- 1	1- 0	NEUTRAL	1- 1	1- 0	0- 0				
15- 4	0- 3	3- 0	CONFERENCE	1- 0	11- 1	1- 0				
7- 1	0- 1	1- 0	HOME	1- 0	5- 0	1- 0				
6- 2	0- 1	1- 0	AWAY	0- 0	5- 1	0- 0				
2- 1	0- 1	1- 0	NEUTRAL	0- 0	1- 0	0- 0				

RPI	S	Opponent	Score	RPI	S	Opponent	Score	RPI	S	Opponent	Score	RPI	S	Opponent	Score
1	A	UConn	53 82	28	H	LSU	61 55	66	N	Michigan St.	73 83	104	A	Cincinnati	69 46
1	H	UConn	49 100	33	N	Dayton	93 87	72	N	St. John's (NY)	68 59	104	H	Cincinnati	84 65
1	N	UConn	54 70	34	A	Oklahoma	74 79	75	A	George Washington	83 78	113	N	Washington St.	82 45
2	N	Notre Dame	66 76	46	A	UCF	77 68	78	H	Houston	81 65	122	A	Tulane	63 53
6	H	Ohio St.	84 65	46	H	UCF	62 45					122	H	Tulane	75 46
				46	N	UCF	74 59					128	H	Butler	71 55
-----															
LAST 12 Division I GAMES:															
		1 N UConn	54 70			46 A UCF	77 68					149	A	Wichita St.	56 64
		46 N UCF	74 59			214 H SMU	64 54					181	H	Southern U.	108 48
		193 N East Carolina	80 44			6 H Ohio St.	84 65					185	A	Temple	89 73
		1 A UConn	53 82			193 H East Carolina	88 47					185	H	Temple	76 60
		104 H Cincinnati	84 65			122 A Tulane	63 53					192	A	Memphis	81 62
		78 H Houston	81 65			196 A Tulsa	71 57					193	H	East Carolina	88 47
												193 N East Carolina	80 44		
												214	H	SMU	64 54
												219	H	Arkansas St.	98 55
												299	A	FIU	82 52
												310	H	Houston Baptist	90 43

Non-Div I Games:

South Fla.

Average RPI		Win: 287	Loss: 144	WON-LOST RECORD	WINNING PCT. RANK	LAST 10 GAMES	STRENGTH OF SCHEDULE	OPP. STRENGTH OF SCHEDULE	TEAM RPI	ADJ. RPI	CONF. RPI	ADJ. CONF. RPI
DIV. I ONLY				12- 17	226	4- 6	201	281	232	232	25	25
DIV. I NON-CONF.				3- 7	254	0- 0	48	224	189	189	27	27
TOTALS		RPI 1-25			RPI 26-50		W-L RECORDS		RPI 51-100	RPI 101-999		RPI 201+
12- 17	0- 1			0- 1		OVERALL	0- 2		12- 13		10- 2	
7- 5	0- 0			0- 0		HOME	0- 1		7- 4		6- 1	
4- 11	0- 0			0- 0		AWAY	0- 0		4- 1		4- 0	
1- 1	0- 0			0- 0		NEUTRAL	0- 0		1- 1		0- 0	
3- 7	0- 1			0- 1		NON-CONFERENCE	0- 1		3- 4		2- 0	
2- 1	0- 0			0- 0		HOME	0- 0		2- 1		2- 0	
0- 6	0- 1			0- 1		AWAY	0- 1		0- 3		0- 0	
1- 0	0- 0			0- 0		NEUTRAL	0- 0		1- 0		0- 0	
9- 10	0- 0			0- 0		CONFERENCE	0- 1		9- 9		8- 2	
5- 4	0- 0			0- 0		HOME	0- 1		5- 3		4- 1	
4- 5	0- 0			0- 0		AWAY	0- 0		4- 5		4- 1	
0- 1	0- 0			0- 0		NEUTRAL	0- 0		0- 1		0- 0	

RPI 1-25			
RPI	S	Opponent	Score
3	A	Louisville	40 80

RPI 26-50			
RPI	S	Opponent	Score
38	A	Baylor St.	56 69

RPI 51-100			
RPI	S	Opponent	Score
57	H	Belmont	57 67
99	A	Western Ill.	59 87

RPI 101+			
RPI	S	Opponent	Score
104	A	Cincinnati	52 65
109	A	George Mason	38 57
118	N	Saint Francis (PA)	82 50
159	A	UT Martin	65 72
159	H	UT Martin	68 69
159	N	UT Martin	60 63
162	A	Jacksonville St.	48 55
163	A	SIUE	57 65
163	H	SIUE	72 62
171	H	Southern Ill.	74 79
183	A	Kansas	50 51
191	A	Morehead St.	58 60
191	H	Morehead St.	56 59
248	A	Austin Peay	65 66
248	H	Austin Peay	50 61
267	H	Bradley	57 53
294	A	Murray St.	85 74
294	H	Murray St.	80 70
312	A	Tennessee Tech	70 66
316	A	Eastern Ky.	66 52
316	H	Eastern Ky.	69 55
330	H	Tennessee St.	71 66
345	A	Eastern Ill.	77 54
345	H	Eastern Ill.	51 48
349	H	Evansville	74 65

LAST 12 Division I GAMES:			
159	N	UT Martin	60 63
159	H	UT Martin	68 69
316	A	Eastern Ky.	66 52
163	H	SIUE	72 62
345	H	Eastern Ill.	51 48
159	A	UT Martin	65 72
191	A	Morehead St.	58 60
248	H	Austin Peay	50 61
294	H	Murray St.	80 70
162	A	Jacksonville St.	48 55
312	A	Tennessee Tech	70 66
345	A	Eastern Ill.	77 54

Southeast Mo. St.

Average RPI Win:	254	WON-LOST	WINNING	LAST 10	STRENGTH OF	OPP. STRENGTH	TEAM	ADJ.	CONF.	ADJ CONF.
Average RPI Loss:	192	RECORD	PCT. RANK	GAMES	SCHEDULE	OF SCHEDULE	RPI	RPI	RPI	RPI
DIV. I ONLY	8- 21	279	5- 5	266	277	297	297	26	26	
DIV. I NON-CONF.	1- 10	327	0- 0	167	190	295	295	26	26	
-----										
TOTALS	RPI 1-25	RPI 26-50	W-L RECORDS	RPI 51-100	RPI 101-999	RPI 201+				
8- 21	0- 0	0- 1	OVERALL	0- 3	8- 17	6- 12				
4- 8	0- 0	0- 0	HOME	0- 1	4- 7	3- 6				
4- 12	0- 0	0- 1	AWAY	0- 2	4- 9	3- 6				
0- 1	0- 0	0- 0	NEUTRAL	0- 0	0- 1	0- 0				
1- 10	0- 0	0- 1	NON-CONFERENCE	0- 2	1- 7	0- 4				
0- 3	0- 0	0- 0	HOME	0- 0	0- 3	0- 2				
1- 6	0- 0	0- 1	AWAY	0- 2	1- 3	0- 2				
0- 1	0- 0	0- 0	NEUTRAL	0- 0	0- 1	0- 0				
7- 11	0- 0	0- 0	CONFERENCE	0- 1	7- 10	6- 8				
4- 5	0- 0	0- 0	HOME	0- 1	4- 4	3- 4				
3- 6	0- 0	0- 0	AWAY	0- 0	3- 6	3- 4				
0- 0	0- 0	0- 0	NEUTRAL	0- 0	0- 0	0- 0				

RPI	S	Opponent	Score	RPI	S	Opponent	Score	RPI	S	Opponent	Score	RPI	S	Opponent	Score	Team's RPI: 297
28	A	LSU	56 84	70	A	TCU	62 112	104	A	Cincinnati	43 82	114	A	SFA	67 79	
				90	H	Lamar University	58 75	124	A	Bethune-Cookman	60 58	127	A	Central Ark.	47 63	
				100	A	Auburn	46 80	127	H	Central Ark.	78 70	148	N	Kent St.	60 81	
								169	H	Louisiana	56 68	221	A	Akron	54 66	
								222	A	New Orleans	73 82	222	H	New Orleans	71 74	
								225	A	A&M-Corpus Christi	52 56	226	A	Grambling	52 61	
								230	A	Nicholls St.	66 57	230	H	Nicholls St.	64 79	
								253	A	Abilene Christian	80 86	253	H	Abilene Christian	78 76	
								277	A	McNeese	47 69	277	H	McNeese	65 77	
								290	H	Alcorn	77 84	310	A	Houston Baptist	76 61	
								311	H	Alabama A&M	74 76	313	H	Incarinate Word	65 54	
								335	H	Sam Houston St.	52 57	336	A	Northwestern St.	64 54	
								336	H	Northwestern St.	71 65					
LAST 12 Division I GAMES:																
230	H	Nicholls St.	64 79	313	H	Incarinate Word	65 54	127	H	Central Ark.	78 70	225	A	A&M-Corpus Christi	52 56	
222	H	New Orleans	71 74	127	H	Central Ark.	78 70	230	A	Nicholls St.	66 57	335	H	Sam Houston St.	52 57	
336	A	Northwestern St.	64 54	225	A	A&M-Corpus Christi	52 56	336	H	Northwestern St.	71 65					
253	H	Abilene Christian	78 76	230	A	Nicholls St.	66 57									
222	A	New Orleans	73 82	335	H	Sam Houston St.	52 57									
277	A	McNeese	47 69	336	H	Northwestern St.	71 65									

Non-Div I Games:

Southeastern La.



Average RPI Win:	252	WON-LOST	WINNING	LAST 10	STRENGTH OF	OPP. STRENGTH	TEAM	ADJ.	CONF.	ADJ CONF.
Average RPI Loss:	137	RECORD	PCT. RANK	GAMES	SCHEDULE	OF SCHEDULE	RPI	RPI	RPI	RPI
DIV. I ONLY	15- 13	154	5- 5	197	260	171	171	24	24	
DIV. I NON-CONF.	4- 6	214	0- 0	60	229	130	130	21	21	
TOTALS	RPI 1-25	RPI 26-50	W-L RECORDS	RPI 51-100	RPI 101-999	RPI 201+				
15- 13	0- 0	0- 1	OVERALL	1- 6	14- 6	11- 3				
8- 4	0- 0	0- 0	HOME	1- 2	7- 2	5- 1				
7- 7	0- 0	0- 0	AWAY	0- 0	7- 1	6- 1				
0- 2	0- 0	0- 1	NEUTRAL	0- 1	0- 0	0- 0				
4- 6	0- 0	0- 1	NON-CONFERENCE	0- 3	4- 2	2- 0				
1- 2	0- 0	0- 0	HOME	0- 1	1- 1	0- 0				
3- 2	0- 0	0- 0	AWAY	0- 1	3- 1	2- 0				
0- 2	0- 0	0- 1	NEUTRAL	0- 1	0- 0	0- 0				
11- 7	0- 0	0- 0	CONFERENCE	1- 3	10- 4	9- 3				
7- 2	0- 0	0- 0	HOME	1- 1	6- 1	5- 1				
4- 5	0- 0	0- 0	AWAY	0- 2	4- 3	4- 2				
0- 0	0- 0	0- 0	NEUTRAL	0- 0	0- 0	0- 0				

RPI S Opponent	Score	RPI S Opponent	Score	RPI S Opponent	Score	RPI S Opponent	Score
		50 N Miami (FL)	65 75	56 H Western Ky.	49 75	135 A UNI	63 71
				71 A Drake	73 84	135 H UNI	60 53
				71 H Drake	64 75	159 H UT Martin	84 72
				79 A UAB	66 76	163 H SIUE	53 57
				82 N Albany (NY)	57 68	191 A Morehead St.	81 85
				96 A Missouri St.	61 79	192 A Memphis	68 56
				96 H Missouri St.	71 69	232 A Southeast Mo. St.	79 74
						242 A Illinois St.	46 49
						242 H Illinois St.	36 39
						259 A Indiana St.	64 45
						259 H Indiana St.	54 43
						267 A Bradley	63 62
						267 H Bradley	62 53
						298 A Valparaiso	88 86
						298 H Valparaiso	74 63
						304 A Loyola Chicago	53 62
						304 H Loyola Chicago	62 46
						309 A Marshall	64 59
						349 A Evansville	74 62
						349 H Evansville	66 41
LAST 12 Division I GAMES:							
349 H Evansville	66 41	242 H Illinois St.	36 39				
259 H Indiana St.	54 43	135 A UNI	63 71				
96 A Missouri St.	61 79	71 A Drake	73 84				
304 A Loyola Chicago	53 62	96 H Missouri St.	71 69				
298 A Valparaiso	88 86	298 H Valparaiso	74 63				
267 H Bradley	62 53	304 H Loyola Chicago	62 46				

Non-Div I Games: Martin Methodist 60 50

Southern Ill.

Average RPI Win: 219

Average RPI Loss: 156

WON-LOST  
RECORDWINNING  
PCT. RANKLAST 10  
GAMESSTRENGTH OF  
SCHEDULEOPP. STRENGTH  
OF SCHEDULETEAM  
RPIADJ.  
RPICONF.  
RPIADJ CONF.  
RPIDIV. I ONLY  
DIV. I NON-CONF.13- 14  
6- 5195  
1534- 6  
0- 0227  
326154  
107205  
236205  
23618  
1918  
19

TOTALS

RPI 1-25

RPI 26-50

W-L RECORDS

RPI 51-100

RPI 101-999

RPI 201+

13- 14 0- 1

10- 4 0- 0

3- 10 0- 1

0- 0 0- 0

0- 0

0- 0

0- 0

0- 0

OVERALL

HOME

AWAY

NEUTRAL

2- 2

1- 0

1- 2

0- 0

11- 11

9- 4

2- 7

0- 0

7- 4

6- 2

1- 2

0- 0

6- 5 0- 1

5- 1 0- 0

1- 4 0- 1

0- 0 0- 0

0- 0

0- 0

0- 0

0- 0

NON-CONFERENCE

HOME

AWAY

NEUTRAL

0- 1

0- 0

0- 1

0- 0

6- 3

5- 1

1- 2

0- 0

5- 0

4- 0

1- 0

0- 0

7- 9 0- 0

5- 3 0- 0

2- 6 0- 0

0- 0 0- 0

0- 0

0- 0

0- 0

0- 0

CONFERENCE

HOME

AWAY

NEUTRAL

2- 1

1- 0

1- 1

0- 0

5- 8

4- 3

1- 5

0- 0

2- 4

2- 2

0- 2

0- 0

RPI 1-25

RPI 26-50

RPI 51-100

RPI 101+

Team's RPI: 205

RPI	S	Opponent	Score
5	A	Mississippi St.	56 91

RPI	S	Opponent	Score
-----	---	----------	-------

RPI	S	Opponent	Score
56	A	Western Ky.	60 81
56	H	Western Ky.	69 63
68	A	Georgia Tech	44 63
79	A	UAB	80 63

RPI	S	Opponent	Score
102	A	Middle Tenn.	61 53
106	A	Rice	56 62
122	H	Tulane	66 58
123	A	Louisiana Tech	57 89
123	H	Louisiana Tech	65 50
154	A	Charlotte	56 66
154	H	Charlotte	79 85
160	A	Samford	56 61
161	A	Ole Miss	59 68
168	H	South Ala.	57 78
176	H	UTEP	60 53
223	A	Fla. Atlantic	74 89
227	A	North Texas	62 71
266	H	UTSA	83 60
282	H	Old Dominion	55 74
290	H	Alcorn	72 67
299	H	FIU	70 74
309	H	Marshall	70 61
315	H	Alabama St.	72 35
335	H	Sam Houston St.	58 38
336	A	Northwestern St.	71 59
341	H	Mississippi Val.	84 69

LAST 12 Division I GAMES:

299	H	FIU	70 74	282	H	Old Dominion	55 74
56	H	Western Ky.	69 63	309	H	Marshall	70 61
176	H	UTEP	60 53	106	A	Rice	56 62
223	A	Fla. Atlantic	74 89	266	H	UTSA	83 60
123	A	Louisiana Tech	57 89	154	H	Charlotte	79 85
227	A	North Texas	62 71	102	A	Middle Tenn.	61 53

Non-Div I Games:

William Carey

82 44

Blue Mountain (MS) 96 46

Southern Miss.



Average RPI Win:	298	WON-LOST	WINNING	LAST 10	STRENGTH OF	OPP. STRENGTH	TEAM	ADJ.	CONF.	ADJ CONF.
Average RPI Loss:	150	RECORD	PCT. RANK	GAMES	SCHEDULE	OF SCHEDULE	RPI	RPI	RPI	RPI
DIV. I ONLY	15- 12	136	7- 3	291	320	181	181	32	32	
DIV. I NON-CONF.	0- 8	337	0- 0	46	19	274	274	32	32	
-----										
TOTALS	RPI 1-25	RPI 26-50	W-L RECORDS	RPI 51-100	RPI 101-999	RPI 201+				
15- 12	0- 1	0- 0	OVERALL	0- 4	15- 7	15- 5				
9- 1	0- 0	0- 0	HOME	0- 0	9- 1	9- 1				
6- 10	0- 1	0- 0	AWAY	0- 3	6- 6	6- 4				
0- 1	0- 0	0- 0	NEUTRAL	0- 1	0- 0	0- 0				
0- 8	0- 1	0- 0	NON-CONFERENCE	0- 4	0- 3	0- 1				
0- 0	0- 0	0- 0	HOME	0- 0	0- 0	0- 0				
0- 7	0- 1	0- 0	AWAY	0- 3	0- 3	0- 1				
0- 1	0- 0	0- 0	NEUTRAL	0- 1	0- 0	0- 0				
15- 4	0- 0	0- 0	CONFERENCE	0- 0	15- 4	15- 4				
9- 1	0- 0	0- 0	HOME	0- 0	9- 1	9- 1				
6- 3	0- 0	0- 0	AWAY	0- 0	6- 3	6- 3				
0- 0	0- 0	0- 0	NEUTRAL	0- 0	0- 0	0- 0				

RPI	S	Opponent	Score	RPI	S	Opponent	Score	RPI	S	Opponent	Score	RPI	S	Opponent	Score	Team's RPI: 181
14	A	South Fla.	48 108					53	A	Indiana	49 64	124	A	Bethune-Cookman	56 68	
								58	A	Oklahoma St.	66 94	168	A	South Ala.	65 69	
								83	N	Toledo	76 81	203	A	Wisconsin	74 77	
								100	A	Auburn	47 65	218	A	Texas Southern	67 57	
												218	H	Texas Southern	60 66	
												226	A	Grambling	71 79	
												226	H	Grambling	63 44	
												236	A	Prairie View	62 69	
												236	H	Prairie View	96 58	
												290	A	Alcorn	75 55	
												290	H	Alcorn	64 56	
												296	A	Jackson St.	68 58	
												296	H	Jackson St.	86 76	
												311	A	Alabama A&M	58 46	
												311	H	Alabama A&M	77 62	
												315	A	Alabama St.	56 58	
												315	H	Alabama St.	66 58	
												331	A	Ark.-Pine Bluff	71 52	
												331	H	Ark.-Pine Bluff	59 46	
												331	H	Ark.-Pine Bluff	70 60	
												341	A	Mississippi Val.	70 54	
												341	H	Mississippi Val.	66 58	
LAST 12 Division I GAMES:																
331	H	Ark.-Pine Bluff	70 60	341	H	Mississippi Val.	66 58									
236	H	Prairie View	96 58	331	H	Ark.-Pine Bluff	59 46									
218	H	Texas Southern	60 66	296	A	Jackson St.	68 58									
290	A	Alcorn	75 55	226	A	Grambling	71 79									
311	A	Alabama A&M	58 46	290	H	Alcorn	64 56									
315	A	Alabama St.	56 58	311	H	Alabama A&M	77 62									

Non-Div I Games: Mobile 86 54

Southern U.

Average RPI Win: 257  
Average RPI Loss: 178

Average RPI Win: 257		WON-LOST	WINNING	LAST 10	STRENGTH OF		OPP. STRENGTH	TEAM	ADJ.	CONF.	ADJ CONF.
Average RPI Loss: 178		RECORD	PCT. RANK	GAMES	SCHEDULE		OF SCHEDULE	RPI	RPI	RPI	RPI
DIV. I ONLY		3- 27	341	0- 10	164		268	328	328	19	19
DIV. I NON-CONF.		1- 10	327	0- 0	156		325	325	325	13	13
TOTALS		RPI 1-25	RPI 26-50	W-L RECORDS		RPI 51-100	RPI 101-999	RPI 201+			
3- 27	0- 1	0- 1		OVERALL		0- 1	3- 24	2- 10			
2- 12	0- 0	0- 1		HOME		0- 1	2- 10	1- 4			
1- 14	0- 1	0- 0		AWAY		0- 0	1- 13	1- 6			
0- 1	0- 0	0- 0		NEUTRAL		0- 0	0- 1	0- 0			
1- 10	0- 1	0- 0		NON-CONFERENCE		0- 1	1- 8	1- 4			
1- 4	0- 0	0- 0		HOME		0- 1	1- 3	1- 1			
0- 6	0- 1	0- 0		AWAY		0- 0	0- 5	0- 3			
0- 0	0- 0	0- 0		NEUTRAL		0- 0	0- 0	0- 0			
2- 17	0- 0	0- 1		CONFERENCE		0- 0	2- 16	1- 6			
1- 8	0- 0	0- 1		HOME		0- 0	1- 7	0- 3			
1- 8	0- 0	0- 0		AWAY		0- 0	1- 8	1- 3			
0- 1	0- 0	0- 0		NEUTRAL		0- 0	0- 1	0- 0			

RPI 1-25				
RPI	S	Opponent	Score	
7	A	Oregon	38	98
RPI 26-50				
RPI	S	Opponent	Score	
36	H	Northern Colo.	54	60
RPI 51-100				
RPI	S	Opponent	Score	
65	H	UC Davis	59	85
RPI 101+				
RPI	S	Opponent	Score	
126	A	Portland St.	66	70
140	A	Eastern Wash.	41	58
140	H	Eastern Wash.	49	70
145	A	Weber St.	50	65
145	H	Weber St.	64	77
151	A	Idaho	51	74
151	H	Idaho	57	65
153	A	Idaho St.	39	66
153	H	Idaho St.	76	70
153	N	Idaho St.	49	59
155	A	BYU	67	75
156	H	Binghamton	66	72
166	A	San Diego	59	72
186	H	UC Irvine	64	71
200	H	North Dakota	53	68
204	A	Montana St.	71	91
204	H	Montana St.	57	63
210	H	CSU Bakersfield	45	46
237	A	Montana	71	81
237	H	Montana	65	74
249	A	Grand Canyon	54	59
274	A	Sacramento St.	77	79
278	A	Arizona	74	76
305	A	Northern Ariz.	60	57
305	H	Northern Ariz.	55	72
314	H	Utah St.	70	67
322	A	Utah Valley	61	69
LAST 12 Division I GAMES:				
153	N	Idaho St.	49	59
151	H	Idaho	57	65
140	H	Eastern Wash.	49	70
274	A	Sacramento St.	77	79
126	A	Portland St.	66	70
36	H	Northern Colo.	54	60
200	H	North Dakota	53	68
305	H	Northern Ariz.	55	72
153	A	Idaho St.	39	66
145	A	Weber St.	50	65
204	H	Montana St.	57	63
237	H	Montana	65	74

## Southern Utah

Average RPI Win:	236	WON-LOST	WINNING	LAST 10	STRENGTH OF	OPP. STRENGTH	TEAM	ADJ.	CONF.	ADJ CONF.
Average RPI Loss:	133	RECORD	PCT. RANK	GAMES	SCHEDULE	OF SCHEDULE	RPI	RPI	RPI	RPI
DIV. I ONLY	8- 22	288	1- 9	113	182	257	257	13	13	
DIV. I NON-CONF.	5- 8	220	0- 0	104	211	197	197	10	10	
-----										
TOTALS	RPI 1-25	RPI 26-50	W-L RECORDS	RPI 51-100	RPI 101-999	RPI 201+				
8- 22	0- 1	0- 1	OVERALL	2- 7	6- 13	6- 4				
5- 9	0- 1	0- 0	HOME	1- 3	4- 5	4- 0				
2- 13	0- 0	0- 1	AWAY	1- 4	1- 8	1- 4				
1- 0	0- 0	0- 0	NEUTRAL	0- 0	1- 0	1- 0				
5- 8	0- 1	0- 0	NON-CONFERENCE	2- 3	3- 4	3- 2				
3- 3	0- 1	0- 0	HOME	1- 1	2- 1	2- 0				
1- 5	0- 0	0- 0	AWAY	1- 2	0- 3	0- 2				
1- 0	0- 0	0- 0	NEUTRAL	0- 0	1- 0	1- 0				
3- 14	0- 0	0- 1	CONFERENCE	0- 4	3- 9	3- 2				
2- 6	0- 0	0- 0	HOME	0- 2	2- 4	2- 0				
1- 8	0- 0	0- 1	AWAY	0- 2	1- 5	1- 2				
0- 0	0- 0	0- 0	NEUTRAL	0- 0	0- 0	0- 0				

RPI 1-25				RPI 26-50				RPI 51-100				RPI 101+ Team's RPI: 257			
RPI	S	Opponent	Score	RPI	S	Opponent	Score	RPI	S	Opponent	Score	RPI	S	Opponent	Score
19	H	Buffalo	59 76	33	A	Dayton	59 80	73	A	Duquesne	59 73	109	A	George Mason	63 78
								73	H	Duquesne	73 76	109	A	George Mason	79 89
								75	H	George Washington	56 63	109	H	George Mason	63 76
								76	A	Navy	48 86	116	H	Delaware	52 53
								82	A	Albany (NY)	52 69	119	A	Saint Louis	55 78
								83	H	Toledo	39 58	134	H	Saint Joseph's	64 70
								84	A	Fordham	48 72	184	H	Davidson	68 75
								89	A	Bucknell	59 48	195	H	Richmond	57 79
								93	H	Penn St.	65 62	197	A	Siena	62 70
												202	H	Eastern Mich.	70 51
												233	H	Niagara	76 58
												243	A	Hofstra	68 71
												247	A	La Salle	63 66
												276	H	Massachusetts	69 59
												281	A	VCU	75 77
												285	A	Canisius	69 71
												323	N	UMBC	63 54
												334	A	Rhode Island	77 72
												334	H	Rhode Island	81 70
LAST 12 Division I GAMES:															
109	A	George Mason	79 89	75	H	George Washington	56 63								
73	H	Duquesne	73 76	109	H	George Mason	63 76								
334	A	Rhode Island	77 72	73	A	Duquesne	59 73								
109	A	George Mason	63 78	84	A	Fordham	48 72								
195	H	Richmond	57 79	184	H	Davidson	68 75								
281	A	VCU	75 77	334	H	Rhode Island	81 70								

Non-Div I Games:

St. Bonaventure

Average RPI Win:	270	WON-LOST	WINNING	LAST 10	STRENGTH OF	OPP. STRENGTH	TEAM	ADJ.	CONF.	ADJ CONF.
Average RPI Loss:	215	RECORD	PCT. RANK	GAMES	SCHEDULE	OF SCHEDULE	RPI	RPI	RPI	RPI
DIV. I ONLY	13- 16	214	6- 4	320	332	265	265	29	29	
DIV. I NON-CONF.	4- 7	226	0- 0	300	326	279	279	29	29	
-----										
TOTALS	RPI 1-25	RPI 26-50	W-L RECORDS	RPI 51-100	RPI 101-999	RPI 201+				
13- 16	0- 0	0- 0	OVERALL	0- 1	13- 15	11- 10				
9- 4	0- 0	0- 0	HOME	0- 0	9- 4	7- 2				
4- 11	0- 0	0- 0	AWAY	0- 1	4- 10	4- 7				
0- 1	0- 0	0- 0	NEUTRAL	0- 0	0- 1	0- 1				
4- 7	0- 0	0- 0	NON-CONFERENCE	0- 1	4- 6	3- 4				
3- 1	0- 0	0- 0	HOME	0- 0	3- 1	2- 0				
1- 5	0- 0	0- 0	AWAY	0- 1	1- 4	1- 3				
0- 1	0- 0	0- 0	NEUTRAL	0- 0	0- 1	0- 1				
9- 9	0- 0	0- 0	CONFERENCE	0- 0	9- 9	8- 6				
6- 3	0- 0	0- 0	HOME	0- 0	6- 3	5- 2				
3- 6	0- 0	0- 0	AWAY	0- 0	3- 6	3- 4				
0- 0	0- 0	0- 0	NEUTRAL	0- 0	0- 0	0- 0				

RPI 1-25				RPI 26-50				RPI 51-100				RPI 101+ Team's RPI: 265			
RPI	S	Opponent	Score	RPI	S	Opponent	Score	RPI	S	Opponent	Score	RPI	S	Opponent	Score
								72	A	St. John's (NY)	49 73	118	A	Saint Francis (PA)	75 90
												118	H	Saint Francis (PA)	71 94
												121	A	Seton Hall	50 84
												132	A	Robert Morris	36 59
												132	H	Robert Morris	49 47
												152	H	Army West Point	73 52
												191	H	Morehead St.	59 73
												213	N	Norfolk St.	51 52
												223	A	Fla. Atlantic	60 80
												234	H	Loyola Maryland	64 47
												252	A	Sacred Heart	60 66
												252	H	Sacred Heart	63 48
												262	A	Manhattan	54 57
												269	A	Howard	69 72
												273	A	LIU Brooklyn	59 61
												273	H	LIU Brooklyn	64 54
												286	A	Fairleigh Dickinson	58 45
												286	H	Fairleigh Dickinson	62 70
												291	A	Mt. St. Mary's	75 56
												291	H	Mt. St. Mary's	82 73
												292	A	Central Conn. St.	78 70
												292	H	Central Conn. St.	77 83
												295	A	Bryant	63 73
												295	H	Bryant	66 60
												329	A	Wagner	47 50
												329	H	Wagner	80 76
												342	H	Iona	72 63
												347	A	Saint Peter's	64 49
-----															
LAST 12 Division I GAMES:															
				295	H	Bryant	66 60					118	H	Saint Francis (PA)	71 94
				292	H	Central Conn. St.	77 83					291	A	Mt. St. Mary's	75 56
				286	A	Fairleigh Dickinson	58 45					329	A	Wagner	47 50
				252	A	Sacred Heart	60 66					252	H	Sacred Heart	63 48
				273	H	LIU Brooklyn	64 54					286	H	Fairleigh Dickinson	62 70
				132	H	Robert Morris	49 47					295	A	Bryant	63 73

Non-Div I Games:

St. Francis Brooklyn

Average RPI Win:

126

Average RPI Loss:

64

WON-LOST

RECORD

WINNING

PCT. RANK

LAST 10

GAMES

STRENGTH OF

SCHEDULE

OPP. STRENGTH

OF SCHEDULE

TEAM

RPI

ADJ.

RPI

CONF.

RPI

ADJ CONF.

RPI

DIV. I ONLY

16- 14

157

4- 6

19

60

72

72

6

6

DIV. I NON-CONF.

7- 4

102

0- 0

6

56

38

38

6

6

TOTALS

RPI 1-25

RPI 26-50

W-L RECORDS

RPI 51-100

RPI 101-999

RPI 201+

16- 14

0- 7

3- 3

OVERALL

4- 1

9- 3

3- 2

10- 5

0- 3

2- 0

HOME

2- 1

6- 1

2- 1

5- 6

0- 2

1- 2

AWAY

2- 0

2- 2

1- 1

1- 3

0- 2

0- 1

NEUTRAL

0- 0

1- 0

0- 0

7- 4

0- 3

1- 0

NON-CONFERENCE

2- 1

4- 0

1- 0

4- 2

0- 1

0- 0

HOME

1- 1

3- 0

1- 0

2- 0

0- 0

1- 0

AWAY

1- 0

0- 0

0- 0

1- 2

0- 2

0- 0

NEUTRAL

0- 0

1- 0

0- 0

9- 10

0- 4

2- 3

CONFERENCE

2- 0

5- 3

2- 2

6- 3

0- 2

2- 0

HOME

1- 0

3- 1

1- 1

3- 6

0- 2

0- 2

AWAY

1- 0

2- 2

1- 1

0- 1

0- 0

0- 1

NEUTRAL

0- 0

0- 0

0- 0

RPI 1-25

RPI 26-50

RPI 51-100

Team's RPI: 72

RPI 101+

RPI	S	Opponent	Score
11	N	South Carolina	58 76
14	N	South Fla.	59 68
19	H	Buffalo	72 73
20	A	DePaul	67 76
20	H	DePaul	54 67
25	A	Marquette	72 74
25	H	Marquette	57 76

RPI	S	Opponent	Score
29	A	Villanova	52 69
29	H	Villanova	70 64
48	A	Creighton	39 53
48	H	Creighton	72 65
48	N	Creighton	58 66
50	A	Miami (FL)	74 64

RPI	S	Opponent	Score
63	H	James Madison	81 64
82	A	Albany (NY)	71 66
84	H	Fordham	64 67
97	A	Georgetown	71 63
97	H	Georgetown	64 41

RPI	S	Opponent	Score
111	N	Western Mich.	76 48
121	A	Seton Hall	57 62
121	H	Seton Hall	75 56
128	A	Butler	73 55
128	H	Butler	76 38
157	H	William & Mary	92 81
183	H	Kansas	65 53
215	A	Providence	68 70
215	H	Providence	44 49
228	A	Xavier	67 63
228	H	Xavier	70 36
265	H	St. Francis Brooklyn	73 49

LAST 12 Division I GAMES:

48	N	Creighton	58 66	228	H	Xavier	70 36
25	H	Marquette	57 76	128	H	Butler	76 38
20	H	DePaul	54 67	215	A	Providence	68 70
121	H	Seton Hall	75 56	48	A	Creighton	39 53
97	A	Georgetown	71 63	121	A	Seton Hall	57 62
29	A	Villanova	52 69	29	H	Villanova	70 64

Non-Div I Games:

St. John's (NY)

Loss, 
 Non-Conf, 
 S Site, 
 H Home
A Away 
 N Neutral

Average RPI Win:	117	WON-LOST	WINNING	LAST 10	STRENGTH OF	OPP. STRENGTH	TEAM	ADJ.	CONF.	ADJ CONF.
Average RPI Loss:	24	RECORD	PCT. RANK	GAMES	SCHEDULE	OF SCHEDULE	RPI	RPI	RPI	RPI
DIV. I ONLY	22- 10	71	8- 2	5	13	13	13	5	5	
DIV. I NON-CONF.	6- 6	170	0- 0	4	10	35	35	3	3	
-----										
TOTALS	RPI 1-25	RPI 26-50	W-L RECORDS	RPI 51-100	RPI 101-999	RPI 201+				
22- 10	2- 7	5- 1	OVERALL	4- 2	11- 0	4- 0				
12- 2	1- 1	2- 0	HOME	2- 1	7- 0	3- 0				
6- 5	1- 3	2- 1	AWAY	0- 1	3- 0	1- 0				
4- 3	0- 3	1- 0	NEUTRAL	2- 0	1- 0	0- 0				
6- 6	0- 5	0- 0	NON-CONFERENCE	2- 1	4- 0	2- 0				
3- 2	0- 1	0- 0	HOME	1- 1	2- 0	2- 0				
1- 2	0- 2	0- 0	AWAY	0- 0	1- 0	0- 0				
2- 2	0- 2	0- 0	NEUTRAL	1- 0	1- 0	0- 0				
16- 4	2- 2	5- 1	CONFERENCE	2- 1	7- 0	2- 0				
9- 0	1- 0	2- 0	HOME	1- 0	5- 0	1- 0				
5- 3	1- 1	2- 1	AWAY	0- 1	2- 0	1- 0				
2- 1	0- 1	1- 0	NEUTRAL	1- 0	0- 0	0- 0				

RPI 1-25				RPI 26-50				RPI 51-100				RPI 101+			
RPI	S	Opponent	Score	RPI	S	Opponent	Score	RPI	S	Opponent	Score	RPI	S	Opponent	Score
1	N	UConn	53 78	42	A	Oregon St.	60 57	54	A	Arizona St.	66 73	112	H	Utah	70 49
4	A	Baylor	57 81	43	A	Cal i forn i a	66 78	54	H	Arizona St.	74 50	113	H	Washington St.	70 57
6	A	Ohio St.	64 85	43	H	Cal i forn i a	74 69	54	N	Arizona St.	58 46	129	A	San Franci sco	86 66
6	N	Ohio St.	82 94	49	A	Southern Cal i forn i a	59 55	57	N	Bel mont	74 53	143	H	Colorado	62 53
7	A	Oregon	78 65	49	H	Southern Cal i forn i a	72 65	92	H	UNLV	74 33	148	N	Kent St.	79 54
7	N	Oregon	57 77	49	N	Southern Cal i forn i a	69 59	99	H	Western Ill.	64 71	201	A	Washington	86 79
9	H	Tennessee	71 83									201	H	Washi ngton	71 45
10	A	UCLA	53 64									210	H	CSU Bakersfi el d	57 34
10	H	UCLA	76 65									246	H	UC Ri versi de	53 43
												278	A	Ari zona	61 46
												278	H	Ari zona	79 42
-----															
LAST 12 Di vi si on I GAMES:															
		7 N Oregon	57 77			143 H Colorado	62 53								
		54 N Arizona St.	58 46			112 H Utah	70 49								
		49 N Southern Cal i forn i a	69 59			7 A Oregon	78 65								
		201 A Washington	86 79			42 A Oregon St.	60 57								
		43 A Cal i forn i a	66 78			278 H Ari zona	79 42								
		43 H Cal i forn i a	74 69			54 H Arizona St.	74 50								

Non-Di v I Games:

Stanford

Average RPI Win:	243	WON-LOST	WINNING	LAST 10	STRENGTH OF	OPP. STRENGTH	TEAM	ADJ.	CONF.	ADJ CONF.
Average RPI Loss:	142	RECORD	PCT. RANK	GAMES	SCHEDULE	OF SCHEDULE	RPI	RPI	RPI	RPI
DIV. I ONLY	15- 14	165	5- 5	224	213	199	199	23	23	
DIV. I NON-CONF.	7- 7	170	0- 0	130	123	157	157	22	22	
-----										
TOTALS	RPI 1-25	RPI 26-50	W-L RECORDS	RPI 51-100	RPI 101-999	RPI 201+				
15- 14	0- 2	0- 0	OVERALL	0- 6	15- 6	10- 5				
9- 4	0- 0	0- 0	HOME	0- 2	9- 2	6- 1				
4- 6	0- 2	0- 0	AWAY	0- 2	4- 2	3- 2				
2- 4	0- 0	0- 0	NEUTRAL	0- 2	2- 2	1- 2				
7- 7	0- 2	0- 0	NON-CONFERENCE	0- 2	7- 3	2- 2				
4- 1	0- 0	0- 0	HOME	0- 0	4- 1	1- 0				
1- 2	0- 2	0- 0	AWAY	0- 0	1- 0	0- 0				
2- 4	0- 0	0- 0	NEUTRAL	0- 2	2- 2	1- 2				
8- 7	0- 0	0- 0	CONFERENCE	0- 4	8- 3	8- 3				
5- 3	0- 0	0- 0	HOME	0- 2	5- 1	5- 1				
3- 4	0- 0	0- 0	AWAY	0- 2	3- 2	3- 2				
0- 0	0- 0	0- 0	NEUTRAL	0- 0	0- 0	0- 0				

RPI 1-25				RPI 26-50				RPI 51-100				RPI 101+ Team's RPI: 199			
RPI	S	Opponent	Score	RPI	S	Opponent	Score	RPI	S	Opponent	Score	RPI	S	Opponent	Score
8	A	Florida St.	39 84					51	A	FGCU	40 80	107	H	Chattanooga	78 67
12	A	Texas	59 95					51	H	FGCU	60 74	137	H	Texas St.	61 54
								56	N	Western Ky.	58 66	163	A	SIUE	65 61
								85	N	Wright St.	59 64	175	N	Florida	85 71
								98	A	Jacksonville	63 73	194	H	High Point	64 69
								98	H	Jacksonville	54 61	195	H	Richmond	72 67
												215	N	Providence	45 56
												241	A	North Florida	68 51
												241	H	North Florida	68 55
												241	H	North Florida	55 63
												254	H	Northern Ky.	67 56
												261	A	Lipscomb	59 55
												261	H	Lipscomb	91 71
												279	N	UMKC	50 67
												300	A	Kennesaw St.	49 66
												300	H	Kennesaw St.	96 53
												302	A	USC Upstate	64 69
												302	H	USC Upstate	62 61
												333	N	Delaware St.	58 43
												339	A	NJIT	72 53
												339	H	NJIT	73 55
-----															
LAST 12 Division I GAMES:															
241	H	North Florida	55 63	98	H	Jacksonville	54 61								
51	H	FGCU	60 74	241	A	North Florida	68 51								
261	H	Lipscomb	91 71	98	A	Jacksonville	63 73								
300	H	Kennesaw St.	96 53	241	H	North Florida	68 55								
302	A	USC Upstate	64 69	300	A	Kennesaw St.	49 66								
339	A	NJIT	72 53	261	A	Lipscomb	59 55								

Non-Div I Games: Thomas (GA) 92 41 Webber Int'l 67 30

Stetson

Average RPI Win:	267	WON-LOST	WINNING	LAST 10	STRENGTH OF	OPP. STRENGTH	TEAM	ADJ.	CONF.	ADJ CONF.
Average RPI Loss:	127	RECORD	PCT. RANK	GAMES	SCHEDULE	OF SCHEDULE	RPI	RPI	RPI	RPI
DIV. I ONLY	17- 12	118	7- 3	300	245	187	187	20	20	
DIV. I NON-CONF.	7- 5	132	0- 0	335	243	226	226	24	24	
-----										
TOTALS	RPI 1-25	RPI 26-50	W-L RECORDS	RPI 51-100	RPI 101-999	RPI 201+				
17- 12	0- 0	0- 1	OVERALL	1- 4	16- 7	13- 1				
8- 5	0- 0	0- 0	HOME	1- 1	7- 4	7- 0				
9- 6	0- 0	0- 1	AWAY	0- 3	9- 2	6- 1				
0- 1	0- 0	0- 0	NEUTRAL	0- 0	0- 1	0- 0				
7- 5	0- 0	0- 1	NON-CONFERENCE	0- 1	7- 3	7- 1				
4- 1	0- 0	0- 0	HOME	0- 0	4- 1	4- 0				
3- 4	0- 0	0- 1	AWAY	0- 1	3- 2	3- 1				
0- 0	0- 0	0- 0	NEUTRAL	0- 0	0- 0	0- 0				
10- 7	0- 0	0- 0	CONFERENCE	1- 3	9- 4	6- 0				
4- 4	0- 0	0- 0	HOME	1- 1	3- 3	3- 0				
6- 2	0- 0	0- 0	AWAY	0- 2	6- 0	3- 0				
0- 1	0- 0	0- 0	NEUTRAL	0- 0	0- 1	0- 0				

RPI S Opponent	Score	RPI S Opponent	Score	RPI S Opponent	Score	RPI S Opponent	Score	Team's RPI: 187
		35 A Syracuse	70 81	52 A Harvard	53 60	125 H Yale	71 77	
				74 A Maine	56 64	130 A Hartford	66 58	
				74 H Maine	76 68	130 H Hartford	68 75	
				82 A Albany (NY)	58 64	156 A Binghamton	67 59	
				82 H Albany (NY)	68 72	156 H Binghamton	64 69	
						173 A Northwestern	36 68	
						174 A New Hampshire	62 56	
						174 H New Hampshire	50 51	
						174 N New Hampshire	54 71	
						243 A Hofstra	73 49	
						262 H Manhattan	74 59	
						264 A Cornell	40 48	
						286 A Fairleigh Dickinson	56 51	
						292 H Central Conn. St.	60 55	
						293 A Vermont	55 49	
						293 H Vermont	80 57	
						323 A UMBC	69 44	
						323 H UMBC	53 49	
						327 A Ga. Southern	68 49	
						329 H Wagner	69 50	
						342 H Iona	63 46	
						348 A UMass Lowell	63 60	
						348 H UMass Lowell	59 50	
LAST 12 Division I GAMES:								
174 N New Hampshire	54 71	156 H Binghamton	64 69					
293 A Vermont	55 49	130 A Hartford	66 58					
174 A New Hampshire	62 56	323 A UMBC	69 44					
323 H UMBC	53 49	82 A Albany (NY)	58 64					
74 H Maine	76 68	348 H UMass Lowell	59 50					
348 A UMass Lowell	63 60	174 H New Hampshire	50 51					

Non-Div I Games: Farmingdale St. 76 25

Stony Brook





Average RPI Win: 157		WON-LOST	WINNING	LAST 10	STRENGTH OF	OPP. STRENGTH	TEAM	ADJ.	CONF.	ADJ CONF.
Average RPI Loss: 56		RECORD	PCT. RANK	GAMES	SCHEDULE	OF SCHEDULE	RPI	RPI	RPI	RPI
DIV. I ONLY		19- 12	108	3- 7	56	45	70	70	4	4
DIV. I NON-CONF.		9- 2	33	0- 0	211	202	76	76	5	5
-----										
TOTALS		RPI 1-25		RPI 26-50	W-L RECORDS		RPI 51-100	RPI 101-999	RPI 201+	
19- 12	1- 5			2- 1	OVERALL		4- 3	12- 3	6- 0	
11- 5	1- 1			1- 0	HOME		2- 2	7- 2	3- 0	
5- 6	0- 3			0- 1	AWAY		2- 1	3- 1	2- 0	
3- 1	0- 1			1- 0	NEUTRAL		0- 0	2- 0	1- 0	
9- 2	0- 1			0- 0	NON-CONFERENCE		1- 0	8- 1	4- 0	
6- 1	0- 0			0- 0	HOME		1- 0	5- 1	2- 0	
1- 1	0- 1			0- 0	AWAY		0- 0	1- 0	1- 0	
2- 0	0- 0			0- 0	NEUTRAL		0- 0	2- 0	1- 0	
10- 10	1- 4			2- 1	CONFERENCE		3- 3	4- 2	2- 0	
5- 4	1- 1			1- 0	HOME		1- 2	2- 1	1- 0	
4- 5	0- 2			0- 1	AWAY		2- 1	2- 1	1- 0	
1- 1	0- 1			1- 0	NEUTRAL		0- 0	0- 0	0- 0	

RPI	S	Opponent	Score	RPI	S	Opponent	Score	RPI	S	Opponent	Score	RPI	S	Opponent	Score
4	A	Bayl or	63 83	34	A	Okl ahoma	71 84	58	A	Okl ahoma St.	72 85	108	A	Iowa St.	75 52
4	H	Bayl or	53 85	34	H	Okl ahoma	62 58	58	H	Okl ahoma St.	54 71	108	H	Iowa St.	63 66
4	N	Bayl or	48 94	34	N	Okl ahoma	90 83	64	A	West Vi rgi nia	76 74	125	H	Yale	72 82
12	A	Texas	65 92					64	H	West Vi rgi nia	82 87	137	H	Texas St.	82 58
12	H	Texas	79 77					91	A	Kansas St.	68 63	151	N	Idaho	86 76
15	A	Texas A&M	58 71					91	H	Kansas St.	87 70	172	H	Oral Roberts	72 58
								94	H	Al abama	88 67	178	H	Hampton	90 68
												183	A	Kansas	77 86
												183	H	Kansas	76 66
												214	A	SMU	64 58
												251	A	Texas Tech	72 60
												251	H	Texas Tech	93 72
												278	N	Ari zona	68 59
												297	H	Southeastern La.	112 62
												336	H	Northwestern St.	89 51
-----															
Team's RPI: 70															
LAST 12 Division I GAMES:															
4	N	Bayl or	48 94	108	H	Iowa St.	63 66	4	A	Bayl or	63 83	58	H	Okl ahoma St.	54 71
34	N	Okl ahoma	90 83	4	A	Bayl or	63 83	12	A	Texas	65 92	108	A	Iowa St.	75 52
58	A	Okl ahoma St.	72 85	58	H	Okl ahoma St.	54 71	34	H	Okl ahoma	62 58				
4	H	Bayl or	53 85	12	A	Texas	65 92								
251	A	Texas Tech	72 60	108	A	Iowa St.	75 52								
91	H	Kansas St.	87 70	34	H	Okl ahoma	62 58								

Non-Div I Games:

TCU

Average RPI Win: 210

Average RPI Loss: 75

WON-LOST  
RECORDWINNING  
PCT. RANKLAST 10  
GAMESSTRENGTH OF  
SCHEDULEOPP. STRENGTH  
OF SCHEDULETEAM  
RPIADJ.  
RPICONF.  
RPIADJ CONF.  
RPIDIV. I ONLY  
DIV. I NON-CONF.12- 19  
8- 5234  
1113- 7  
0- 078  
18475  
97185  
175185  
1757  
77  
7

TOTALS

RPI 1-25

RPI 26-50

W-L RECORDS

RPI 51-100

RPI 101-999

RPI 201+

12- 19

0- 5

0- 5

OVERALL

1- 2

11- 7

5- 1

8- 11

0- 3

0- 3

HOME

1- 2

7- 3

3- 0

3- 7

0- 1

0- 0

AWAY

0- 0

3- 1

2- 0

1- 1

0- 0

0- 1

NEUTRAL

0- 0

1- 0

0- 0

8- 5

0- 1

0- 2

NON-CONFERENCE

1- 1

7- 1

4- 0

6- 5

0- 1

0- 2

HOME

1- 1

5- 1

2- 0

2- 0

0- 0

0- 0

AWAY

0- 0

2- 0

2- 0

0- 0

0- 0

0- 0

NEUTRAL

0- 0

0- 0

0- 0

4- 14

0- 4

0- 3

CONFERENCE

0- 1

4- 6

1- 1

2- 6

0- 2

0- 1

HOME

0- 1

2- 2

1- 0

1- 7

0- 2

0- 1

AWAY

0- 0

1- 4

0- 1

1- 1

0- 0

0- 1

NEUTRAL

0- 0

1- 0

0- 0

RPI 1-25

RPI 26-50

RPI 51-100

RPI 101+

Team's RPI: 185

RPI	S	Opponent	Score
1	A	UConn	45 106
1	H	UConn	57 113
11	H	South Carolina	60 87
14	A	South Fla.	60 76
14	H	South Fla.	73 89

RPI	S	Opponent	Score
29	H	Villanova	65 69
40	H	Rutgers	67 84
46	A	UCF	46 76
46	H	UCF	57 64
46	N	UCF	70 77

RPI	S	Opponent	Score
52	H	Harvard	86 64
62	H	Penn	59 74
78	H	Houston	75 99

RPI	S	Opponent	Score
104	A	Cincinnati	72 80
104	H	Cincinnati	52 70
122	A	Tulane	65 69
134	H	Saint Joseph's	69 66
149	A	Wichita St.	81 88
149	N	Wichita St.	72 59
158	H	Marist	83 77
161	H	Ole Miss	48 64
178	H	Hampton	65 56
192	H	Memphis	78 83
193	A	East Carolina	65 64
196	H	Tulsa	76 75
214	A	SMU	56 60
214	H	SMU	55 52
247	A	La Salle	69 52
329	H	Wagner	70 36
333	H	Delaware St.	96 72
342	A	Iona	59 54

LAST 12 Division I GAMES:

46	N	UCF	70 77	149	A	Wichita St.	81 88
149	N	Wichita St.	72 59	46	H	UCF	57 64
192	H	Memphis	78 83	122	A	Tulane	65 69
193	A	East Carolina	65 64	196	H	Tulsa	76 75
104	H	Cincinnati	52 70	214	A	SMU	56 60
1	A	UConn	45 106	14	A	South Fla.	60 76

Non-Div I Games:

Temple

Loss, 
 Non-Conf, 
 S Site, 
 H Home 
 A Away 
 N Neutral

Average RPI Win:	106	WON-LOST	WINNING	LAST 10	STRENGTH OF	OPP. STRENGTH	TEAM	ADJ.	CONF.	ADJ CONF.
Average RPI Loss:	26	RECORD	PCT. RANK	GAMES	SCHEDULE	OF SCHEDULE	RPI	RPI	RPI	RPI
DIV. I ONLY	24- 7	37	7- 3	9	7	9	9	2	2	
DIV. I NON-CONF.	12- 1	6	0- 0	10	34	3	3	2	2	
-----										
TOTALS	RPI 1-25	RPI 26-50	W-L RECORDS	RPI 51-100	RPI 101-999	RPI 201+				
24- 7	6- 5	1- 1	OVERALL	6- 1	11- 0	2- 0				
13- 2	3- 1	1- 0	HOME	2- 1	7- 0	1- 0				
7- 4	2- 3	0- 1	AWAY	1- 0	4- 0	1- 0				
4- 1	1- 1	0- 0	NEUTRAL	3- 0	0- 0	0- 0				
12- 1	3- 1	0- 0	NON-CONFERENCE	3- 0	6- 0	2- 0				
7- 0	1- 0	0- 0	HOME	1- 0	5- 0	1- 0				
2- 1	1- 1	0- 0	AWAY	0- 0	1- 0	1- 0				
3- 0	1- 0	0- 0	NEUTRAL	2- 0	0- 0	0- 0				
12- 6	3- 4	1- 1	CONFERENCE	3- 1	5- 0	0- 0				
6- 2	2- 1	1- 0	HOME	1- 1	2- 0	0- 0				
5- 3	1- 2	0- 1	AWAY	1- 0	3- 0	0- 0				
1- 1	0- 1	0- 0	NEUTRAL	1- 0	0- 0	0- 0				

RPI	S	Opponent	Score
2	A	Notre Dame	70 84
5	H	Mississippi St.	52 71
11	A	South Carolina	86 70
11	H	South Carolina	65 46
11	N	South Carolina	62 73
12	H	Texas	82 75
13	A	Stanford	83 71
15	A	Texas A&M	76 79
15	H	Texas A&M	82 67
24	A	Missouri	73 77
25	N	Marquette	101 99

RPI	S	Opponent	Score
26	H	Georgia	62 46
28	A	LSU	59 70

RPI	S	Opponent	Score
58	N	Oklahoma St.	79 69
60	N	South Dakota	69 49
63	H	James Madison	89 60
86	A	Kentucky	63 49
94	H	Alabama	63 72
100	H	Auburn	70 59
100	N	Auburn	64 61

RPI	S	Opponent	Score
110	H	ETSU	87 49
127	H	Central Ark.	77 34
146	A	Arkansas	90 85
149	H	Wichita St.	68 56
150	A	Vanderbilt	74 64
150	H	Vanderbilt	86 73
161	H	Ole Miss	75 66
175	A	Florida	70 42
179	H	Troy	131 69
301	A	Long Beach St.	90 61
315	H	Alabama St.	104 51

## LAST 12 Division I GAMES:

11	N	South Carolina	62 73	26	H	Georgia	62 46
100	N	Auburn	64 61	146	A	Arkansas	90 85
11	H	South Carolina	65 46	150	A	Vanderbilt	74 64
175	A	Florida	70 42	15	H	Texas A&M	82 67
24	A	Missouri	73 77	28	A	LSU	59 70
94	H	Alabama	63 72	161	H	Ole Miss	75 66

Non-Div I Games:

Tennessee

Average RPI Win:	310	WON-LOST	WINNING	LAST 10	STRENGTH OF	OPP. STRENGTH	TEAM	ADJ.	CONF.	ADJ CONF.
Average RPI Loss:	190	RECORD	PCT. RANK	GAMES	SCHEDULE	OF SCHEDULE	RPI	RPI	RPI	RPI
DIV. I ONLY	5- 21	325	3- 7	244	303	330	330	25	25	
DIV. I NON-CONF.	1- 7	310	0- 0	152	296	314	314	27	27	
-----										
TOTALS	RPI 1-25	RPI 26-50	W-L RECORDS	RPI 51-100	RPI 101-999	RPI 201+				
5- 21	0- 1	0- 1	OVERALL	0- 2	5- 17	5- 8				
4- 10	0- 0	0- 1	HOME	0- 1	4- 8	4- 4				
1- 11	0- 1	0- 0	AWAY	0- 1	1- 9	1- 4				
0- 0	0- 0	0- 0	NEUTRAL	0- 0	0- 0	0- 0				
1- 7	0- 1	0- 1	NON-CONFERENCE	0- 0	1- 5	1- 3				
1- 4	0- 0	0- 1	HOME	0- 0	1- 3	1- 2				
0- 3	0- 1	0- 0	AWAY	0- 0	0- 2	0- 1				
0- 0	0- 0	0- 0	NEUTRAL	0- 0	0- 0	0- 0				
4- 14	0- 0	0- 0	CONFERENCE	0- 2	4- 12	4- 5				
3- 6	0- 0	0- 0	HOME	0- 1	3- 5	3- 2				
1- 8	0- 0	0- 0	AWAY	0- 1	1- 7	1- 3				
0- 0	0- 0	0- 0	NEUTRAL	0- 0	0- 0	0- 0				

RPI 1-25				RPI 26-50				RPI 51-100				RPI 101+				Team's RPI: 330
RPI	S	Opponent	Score	RPI	S	Opponent	Score	RPI	S	Opponent	Score	RPI	S	Opponent	Score	
3	A	Louisville	56 95	38	H	Ball St.	65 85	57	A	Belmont	42 84	159	A	UT Martin	68 80	
								57	H	Belmont	70 87	162	A	Jacksonville St.	61 62	
												162	H	Jacksonville St.	56 75	
												163	A	SIUE	63 74	
												163	H	SIUE	76 88	
												179	H	Troy	66 95	
												191	A	Morehead St.	81 97	
												191	H	Morehead St.	69 71	
												192	A	Memphis	75 79	
												219	A	Arkansas St.	62 68	
												232	A	Southeast Mo. St.	66 71	
												248	H	Austin Peay	59 75	
												261	H	Lipscomb	71 64	
												294	H	Murray St.	73 85	
												309	H	Marshall	65 71	
												311	H	Alabama A&M	75 77	
												312	A	Tennessee Tech	65 68	
												312	H	Tennessee Tech	76 66	
												316	A	Eastern Ky.	59 58	
												316	H	Eastern Ky.	69 58	
												345	A	Eastern Ill.	59 66	
												345	H	Eastern Ill.	86 68	
LAST 12 Division I GAMES:																
57	A	Belmont	42 84	316	A	Eastern Ky.	59 58									
312	A	Tennessee Tech	65 68	191	A	Morehead St.	81 97									
316	H	Eastern Ky.	69 58	345	H	Eastern Ill.	86 68									
191	H	Morehead St.	69 71	163	H	SIUE	76 88									
162	A	Jacksonville St.	61 62	294	H	Murray St.	73 85									
57	H	Belmont	70 87	248	H	Austin Peay	59 75									

Non-Div I Games: Fisk 93 48

Tennessee St.

Average RPI Win:	286	WON-LOST	WINNING	LAST 10	STRENGTH OF	OPP. STRENGTH	TEAM	ADJ.	CONF.	ADJ CONF.
Average RPI Loss:	177	RECORD	PCT. RANK	GAMES	SCHEDULE	OF SCHEDULE	RPI	RPI	RPI	RPI
DIV. I ONLY	5- 22	326	3- 7	191	284	312	312	25	25	
DIV. I NON-CONF.	1- 8	313	0- 0	81	173	275	275	27	27	
-----										
TOTALS	RPI 1-25	RPI 26-50	W-L RECORDS	RPI 51-100	RPI 101-999	RPI 201+				
5- 22	0- 0	0- 1	OVERALL	0- 5	5- 16	4- 8				
3- 10	0- 0	0- 0	HOME	0- 2	3- 8	3- 4				
2- 12	0- 0	0- 1	AWAY	0- 3	2- 8	1- 4				
0- 0	0- 0	0- 0	NEUTRAL	0- 0	0- 0	0- 0				
1- 8	0- 0	0- 1	NON-CONFERENCE	0- 3	1- 4	1- 1				
1- 3	0- 0	0- 0	HOME	0- 1	1- 2	1- 1				
0- 5	0- 0	0- 1	AWAY	0- 2	0- 2	0- 0				
0- 0	0- 0	0- 0	NEUTRAL	0- 0	0- 0	0- 0				
4- 14	0- 0	0- 0	CONFERENCE	0- 2	4- 12	3- 7				
2- 7	0- 0	0- 0	HOME	0- 1	2- 6	2- 3				
2- 7	0- 0	0- 0	AWAY	0- 1	2- 6	1- 4				
0- 0	0- 0	0- 0	NEUTRAL	0- 0	0- 0	0- 0				

RPI	S	Opponent	Score	RPI	S	Opponent	Score	RPI	S	Opponent	Score	RPI	S	Opponent	Score
26	A	Georgia	48 56	57	A	Belmont	59 78	102	A	Middle Tenn.	44 58	110	A	ETSU	55 74
				57	H	Belmont	60 68	136	H	Radford	41 60	159	H	UT Martin	51 67
				80	H	IUPUI	54 68	162	A	Jacksonville St.	60 58	162	H	Jacksonville St.	59 73
				85	A	Wright St.	59 82	163	A	SIUE	58 65	191	A	Morehead St.	51 53
				86	A	Kentucky	54 82	191	H	Morehead St.	67 74	232	H	Southeast Mo. St.	66 70
								248	A	Austin Peay	52 53	248	H	Austin Peay	63 59
								261	H	Lipscomb	57 61	294	A	Murray St.	73 80
								294	H	Murray St.	63 72	316	A	Eastern Ky.	53 55
								316	H	Eastern Ky.	68 76	330	A	Tennessee St.	66 76
								330	H	Tennessee St.	68 65	344	H	Winthrop	70 41
								345	A	Eastern Ill.	60 57				
LAST 12 Division I GAMES:															
162	H	Jacksonville St.	59 73	345	A	Eastern Ill.	60 57								
330	H	Tennessee St.	68 65	163	A	SIUE	58 65								
294	A	Murray St.	73 80	159	H	UT Martin	51 67								
248	A	Austin Peay	52 53	232	H	Southeast Mo. St.	66 70								
57	H	Belmont	60 68	191	A	Morehead St.	51 53								
162	A	Jacksonville St.	60 58	316	A	Eastern Ky.	53 55								

Non-Div I Games: Cumberland (TN) 83 52 Tenn. Wesleyan 84 66

Tennessee Tech

Average RPI Win: **126**  
 Average RPI Loss: **15**

WON-LOST  
RECORD

WINNING  
PCT. RANK

LAST 10  
GAMES

STRENGTH OF  
SCHEDULE

OPP. STRENGTH  
OF SCHEDULE

TEAM  
RPI

ADJ.  
RPI

CONF.  
RPI

ADJ CONF.  
RPI

DIV. I ONLY	26- 6	20	8- 2	17	9	12	12	4	4
DIV. I NON-CONF.	9- 2	33	0- 0	52	17	26	26	5	5
TOTALS	RPI 1-25	RPI 26-50	W-L RECORDS	RPI 51-100	RPI 101-999	RPI 201+			
26- 6	1- 5	4- 0	OVERALL	8- 1	13- 0	5- 0			
14- 2	1- 2	1- 0	HOME	4- 0	8- 0	4- 0			
8- 3	0- 2	2- 0	AWAY	3- 1	3- 0	1- 0			
4- 1	0- 1	1- 0	NEUTRAL	1- 0	2- 0	0- 0			
9- 2	1- 2	2- 0	NON-CONFERENCE	0- 0	6- 0	3- 0			
6- 1	1- 1	0- 0	HOME	0- 0	5- 0	3- 0			
1- 1	0- 1	1- 0	AWAY	0- 0	0- 0	0- 0			
2- 0	0- 0	1- 0	NEUTRAL	0- 0	1- 0	0- 0			
17- 4	0- 3	2- 0	CONFERENCE	8- 1	7- 0	2- 0			
8- 1	0- 1	1- 0	HOME	4- 0	3- 0	1- 0			
7- 2	0- 1	1- 0	AWAY	3- 1	3- 0	1- 0			
2- 1	0- 1	0- 0	NEUTRAL	1- 0	1- 0	0- 0			

RPI	S	Opponent	Score	RPI	S	Opponent	Score	RPI	S	Opponent	Score	RPI	S	Opponent	Score
1	H	UConn	71 75	26	A	Georgi a	81 53	58	A	Okl ahoma St.	77 62	108	A	Iowa St.	72 59
4	A	Bayl or	56 81	28	N	LSU	75 66	58	H	Okl ahoma St.	84 79	108	H	Iowa St.	87 55
4	H	Bayl or	87 93	34	A	Okl ahoma	88 78	64	A	West Vi rgi ni a	73 55	108	N	Iowa St.	81 69
4	N	Bayl or	69 77	34	H	Okl ahoma	79 66	64	H	West Vi rgi ni a	79 58	123	H	Loui si ana Tech	88 54
8	H	Fl ori da St.	87 72					64	N	West Vi rgi ni a	68 55	183	A	Kansas	55 41
9	A	Tennessee	75 82					70	A	TCU	77 79	183	H	Kansas	79 62
								70	H	TCU	92 65	199	H	Stetson	95 59
								91	A	Kansas St.	75 64	201	N	Washing ton	92 68
								91	H	Kansas St.	76 54	251	A	Texas Tech	90 39
												251	H	Texas Tech	87 72
												266	H	UTSA	120 70
												277	H	McNeese	100 34
												336	H	Northwestern St.	68 44
LAST 12 Division I GAMES:															
		4 N Bayl or	69 77			58 A Okl ahoma St.	77 62								
		64 N West Vi rgi ni a	68 55			251 H Texas Tech	87 72								
		108 N Iowa St.	81 69			91 H Kansas St.	76 54								
		34 H Okl ahoma	79 66			64 A West Vi rgi ni a	73 55								
		108 A Iowa St.	72 59			70 H TCU	92 65								
		4 H Bayl or	87 93			183 A Kansas	55 41								

Non-Div I Games:

Texas

Average RPI Win:	121	WON-LOST	WINNING	LAST 10	STRENGTH OF	OPP. STRENGTH	TEAM	ADJ.	CONF.	ADJ CONF.
Average RPI Loss:	18	RECORD	PCT. RANK	GAMES	SCHEDULE	OF SCHEDULE	RPI	RPI	RPI	RPI
DIV. I ONLY	24- 9	56	7- 3	10	31	15	15	2	2	
DIV. I NON-CONF.	11- 3	45	0- 0	25	77	33	33	2	2	
-----										
TOTALS	RPI 1-25	RPI 26-50	W-L RECORDS	RPI 51-100	RPI 101-999	RPI 201+				
24- 9	2- 6	3- 2	OVERALL	7- 1	12- 0	4- 0				
15- 3	2- 1	1- 1	HOME	5- 1	7- 0	2- 0				
6- 4	0- 3	1- 1	AWAY	2- 0	3- 0	1- 0				
3- 2	0- 2	1- 0	NEUTRAL	0- 0	2- 0	1- 0				
11- 3	0- 2	1- 0	NON-CONFERENCE	3- 1	7- 0	4- 0				
8- 2	0- 1	0- 0	HOME	3- 1	5- 0	2- 0				
2- 0	0- 0	1- 0	AWAY	0- 0	1- 0	1- 0				
1- 1	0- 1	0- 0	NEUTRAL	0- 0	1- 0	1- 0				
13- 6	2- 4	2- 2	CONFERENCE	4- 0	5- 0	0- 0				
7- 1	2- 0	1- 1	HOME	2- 0	2- 0	0- 0				
4- 4	0- 3	0- 1	AWAY	2- 0	2- 0	0- 0				
2- 1	0- 1	1- 0	NEUTRAL	0- 0	1- 0	0- 0				

RPI	S	Opponent	Score	RPI	S	Opponent	Score	RPI	S	Opponent	Score	RPI	S	Opponent	Score
5	A	Mississippi St.	55 76	26	H	Georgia	84 92	64	H	West Virginia	56 70	106	H	Rice	82 76
5	N	Mississippi St.	55 70	28	A	LSU	78 80	70	H	TCU	71 58	127	H	Central Ark.	72 61
7	H	Oregon	68 83	28	H	LSU	69 59	78	H	Houston	83 65	146	A	Arkansas	104 60
7	N	Oregon	62 84	28	N	LSU	75 69	86	H	Kentucky	74 70	146	N	Arkansas	82 52
9	A	Tennessee	67 82	49	A	Southern California	75 74	94	A	Alabama	73 54	150	A	Vanderbilt	91 67
9	H	Tennessee	79 76					95	H	Little Rock	66 49	161	H	Ole Miss	83 54
11	A	South Carolina	59 61					100	A	Auburn	82 73	169	H	Louisiana	83 62
24	H	Missouri	82 63					100	H	Auburn	78 59	175	H	Florida	85 80
-----															
LAST 12 Division I GAMES:															
5	N	Mississippi St.	55 70	175	H	Florida	85 80								
28	N	LSU	75 69	28	A	LSU	78 80								
146	N	Arkansas	82 52	161	H	Ole Miss	83 54								
24	H	Missouri	82 63	100	H	Auburn	78 59								
146	A	Arkansas	104 60	9	A	Tennessee	67 82								
5	A	Mississippi St.	55 76	150	A	Vanderbilt	91 67								

Non-Div I Games:

Texas A&amp;M



Average RPI Win: 293		WON-LOST RECORD	WINNING PCT. RANK	LAST 10 GAMES	STRENGTH OF SCHEDULE	OPP. STRENGTH OF SCHEDULE	TEAM RPI	ADJ. RPI	CONF. RPI	ADJ CONF. RPI
Average RPI Loss: 205										
DIV. I ONLY		17- 11	111	7- 3	345	341	218	218	32	32
DIV. I NON-CONF.		3- 6	239	0- 0	304	249	265	265	32	32
TOTALS		RPI 1-25	RPI 26-50	W-L RECORDS		RPI 51-100	RPI 101-999	RPI 201+		
17- 11	0- 0		0- 0	OVERALL		0- 0	17- 11	16- 5		
8- 3	0- 0		0- 0	HOME		0- 0	8- 3	8- 1		
7- 8	0- 0		0- 0	AWAY		0- 0	7- 8	6- 4		
2- 0	0- 0		0- 0	NEUTRAL		0- 0	2- 0	2- 0		
3- 6	0- 0		0- 0	NON-CONFERENCE		0- 0	3- 6	3- 1		
0- 1	0- 0		0- 0	HOME		0- 0	0- 1	0- 0		
1- 5	0- 0		0- 0	AWAY		0- 0	1- 5	1- 1		
2- 0	0- 0		0- 0	NEUTRAL		0- 0	2- 0	2- 0		
14- 5	0- 0		0- 0	CONFERENCE		0- 0	14- 5	13- 4		
8- 2	0- 0		0- 0	HOME		0- 0	8- 2	8- 1		
6- 3	0- 0		0- 0	AWAY		0- 0	6- 3	5- 3		
0- 0	0- 0		0- 0	NEUTRAL		0- 0	0- 0	0- 0		

[illegible]

Non-Div I Games:	Paul Quinn	85	59	Wiley	74	36
------------------	------------	----	----	-------	----	----

Texas Southern

Loss, Non-Conf, S Site, H Home A Away N Neutral



Average RPI Win:	294	WON-LOST	WINNING	LAST 10	STRENGTH OF	OPP. STRENGTH	TEAM	ADJ.	CONF.	ADJ CONF.
Average RPI Loss:	66	RECORD	PCT. RANK	GAMES	SCHEDULE	OF SCHEDULE	RPI	RPI	RPI	RPI
DIV. I ONLY	7- 23	305	0- 10	83	68	251	251	4	4	
DIV. I NON-CONF.	6- 5	153	0- 0	251	308	248	248	5	5	
-----										
TOTALS	RPI 1-25	RPI 26-50	W-L RECORDS	RPI 51-100	RPI 101-999	RPI 201+				
7- 23	0- 5	0- 3	OVERALL	0- 10	7- 5	6- 0				
6- 12	0- 3	0- 2	HOME	0- 4	6- 3	6- 0				
1- 10	0- 2	0- 1	AWAY	0- 6	1- 1	0- 0				
0- 1	0- 0	0- 0	NEUTRAL	0- 0	0- 1	0- 0				
6- 5	0- 1	0- 1	NON-CONFERENCE	0- 2	6- 1	6- 0				
6- 3	0- 1	0- 1	HOME	0- 0	6- 1	6- 0				
0- 2	0- 0	0- 0	AWAY	0- 2	0- 0	0- 0				
0- 0	0- 0	0- 0	NEUTRAL	0- 0	0- 0	0- 0				
1- 18	0- 4	0- 2	CONFERENCE	0- 8	1- 4	0- 0				
0- 9	0- 2	0- 1	HOME	0- 4	0- 2	0- 0				
1- 8	0- 2	0- 1	AWAY	0- 4	1- 1	0- 0				
0- 1	0- 0	0- 0	NEUTRAL	0- 0	0- 1	0- 0				

RPI 1-25				RPI 26-50				RPI 51-100				RPI 101+ Team's RPI: 251			
RPI	S	Opponent	Score	RPI	S	Opponent	Score	RPI	S	Opponent	Score	RPI	S	Opponent	Score
4	A	Bayl or	49 97	28	H	LSU	40 48	58	A	Okl ahoma St.	62 80	108	A	Iowa St.	57 69
4	H	Bayl or	44 90	34	A	Okl ahoma	61 79	58	H	Okl ahoma St.	57 98	108	H	Iowa St.	54 66
12	A	Texas	72 87	34	H	Okl ahoma	52 73	64	A	West Vi rgi ni a	52 82	108	N	Iowa St.	49 74
12	H	Texas	39 90					64	H	West Vi rgi ni a	60 74	137	H	Texas St.	70 87
15	H	Texas A&M	56 90					70	A	TCU	72 93	183	A	Kansas	68 56
								70	H	TCU	60 72	183	H	Kansas	47 60
								78	A	Houston	75 79	236	H	Prai ri e Vi ew	89 60
								87	A	New Mexico	56 90	308	H	UTRGV	80 64
								91	A	Kansas St.	69 83	313	H	Incarnate Word	80 54
								91	H	Kansas St.	63 86	331	H	Ark. -Pi ne Bl uff	74 47
												337	H	Fl ori da A&M	82 63
												348	H	UMass Lowell	93 65
LAST 12 Division I GAMES:															
108	N	Iowa St.	49 74	64	H	West Vi rgi ni a	60 74								
91	H	Kansas St.	63 86	91	A	Kansas St.	69 83								
34	A	Okl ahoma	61 79	4	H	Bayl or	44 90								
70	H	TCU	60 72	58	A	Okl ahoma St.	62 80								
108	A	Iowa St.	57 69	64	A	West Vi rgi ni a	52 82								
12	A	Texas	72 87	12	H	Texas	39 90								

Non-Div I Games:

Texas Tech

Average RPI Win:	162	WON-LOST	WINNING	LAST 10	STRENGTH OF	OPP. STRENGTH	TEAM	ADJ.	CONF.	ADJ CONF.
Average RPI Loss:	77	RECORD	PCT. RANK	GAMES	SCHEDULE	OF SCHEDULE	RPI	RPI	RPI	RPI
DIV. I ONLY	17- 14	147	3- 7	41	94	83	83	8	8	
DIV. I NON-CONF.	9- 3	61	0- 0	61	162	34	34	8	8	
-----										
TOTALS	RPI 1-25	RPI 26-50	W-L RECORDS	RPI 51-100	RPI 101-999	RPI 201+				
17- 14	0- 5	2- 1	OVERALL	1- 3	14- 5	6- 1				
11- 4	0- 2	2- 0	HOME	1- 0	8- 2	2- 0				
5- 9	0- 3	0- 1	AWAY	0- 2	5- 3	4- 1				
1- 1	0- 0	0- 0	NEUTRAL	0- 1	1- 0	0- 0				
9- 3	0- 1	1- 0	NON-CONFERENCE	1- 2	7- 0	3- 0				
5- 0	0- 0	1- 0	HOME	1- 0	3- 0	0- 0				
3- 2	0- 1	0- 0	AWAY	0- 1	3- 0	3- 0				
1- 1	0- 0	0- 0	NEUTRAL	0- 1	1- 0	0- 0				
8- 11	0- 4	1- 1	CONFERENCE	0- 1	7- 5	3- 1				
6- 4	0- 2	1- 0	HOME	0- 0	5- 2	2- 0				
2- 7	0- 2	0- 1	AWAY	0- 1	2- 3	1- 1				
0- 0	0- 0	0- 0	NEUTRAL	0- 0	0- 0	0- 0				

RPI 1-25				RPI 26-50				RPI 51-100 Team's RPI: 83				RPI 101+			
RPI	S	Opponent	Score	RPI	S	Opponent	Score	RPI	S	Opponent	Score	RPI	S	Opponent	Score
3	A	Louisville	55 90	33	H	Dayton	68 50	56	N	Western Ky.	56 70	101	A	Ohio	61 78
19	A	Buffalo	69 87	38	A	Ball St.	73 78	73	A	Duquesne	54 73	101	H	Ohio	75 57
19	H	Buffalo	73 84	38	H	Ball St.	72 66	74	H	Maine	65 64	111	A	Western Mich.	78 73
21	A	Central Mich.	47 85					81	A	Miami (OH)	58 67	111	H	Western Mich.	69 68
21	H	Central Mich.	67 72									118	H	Saint Francis (PA)	74 66
												120	H	Cleveland St.	65 56
												147	A	Northern Ill.	79 89
												147	H	Northern Ill.	63 60
												148	H	Kent St.	76 80
												148	H	Kent St.	55 62
												169	H	Louisiana	79 55
												181	N	Southern U.	81 76
												202	A	Eastern Mich.	57 70
												202	H	Eastern Mich.	80 69
												206	A	Bowling Green	77 67
												221	H	Akron	60 54
												257	A	St. Bonaventure	58 39
												326	A	Detroit Mercy	81 64
												342	A	Iona	74 57
-----															
LAST 12 Division I GAMES:															
148	H	Kent St.	76 80	21	A	Central Mich.	47 85	56	N	Western Ky.	56 70	101	A	Ohio	61 78
21	H	Central Mich.	67 72	81	A	Miami (OH)	58 67	73	A	Duquesne	54 73	101	H	Ohio	75 57
147	A	Northern Ill.	79 89	19	H	Buffalo	73 84	74	H	Maine	65 64	111	A	Western Mich.	78 73
38	A	Ball St.	73 78	111	A	Western Mich.	78 73	81	A	Miami (OH)	58 67	111	H	Western Mich.	69 68
202	H	Eastern Mich.	80 69	206	A	Bowling Green	77 67					120	H	Cleveland St.	65 56
111	H	Western Mich.	69 68	148	H	Kent St.	55 62					147	A	Northern Ill.	79 89

Toledo

Toledo

Non-Div I Games:

Toledo

Average RPI Win: 252	WON-LOST RECORD	WINNING PCT. RANK	LAST 10 GAMES	STRENGTH OF SCHEDULE	OPP. STRENGTH OF SCHEDULE	TEAM RPI	ADJ. RPI	CONF. RPI	ADJ CONF. RPI
Average RPI Loss: 145									
DIV. I ONLY	9- 20	271	1- 9	216	179	272	272	10	10
DIV. I NON-CONF.	5- 6	187	0- 0	326	302	277	277	12	12
-----									
TOTALS	RPI 1-25	RPI 26-50	W-L RECORDS	RPI 51-100	RPI 101-999	RPI 201+			
9- 20	0- 0	0- 4	OVERALL	0- 3	9- 13	7- 6			
5- 9	0- 0	0- 2	HOME	0- 2	5- 5	4- 2			
3- 10	0- 0	0- 2	AWAY	0- 1	3- 7	2- 4			
1- 1	0- 0	0- 0	NEUTRAL	0- 0	1- 1	1- 0			
5- 6	0- 0	0- 0	NON-CONFERENCE	0- 1	5- 5	4- 3			
3- 2	0- 0	0- 0	HOME	0- 1	3- 1	2- 1			
1- 3	0- 0	0- 0	AWAY	0- 0	1- 3	1- 2			
1- 1	0- 0	0- 0	NEUTRAL	0- 0	1- 1	1- 0			
4- 14	0- 0	0- 4	CONFERENCE	0- 2	4- 8	3- 3			
2- 7	0- 0	0- 2	HOME	0- 1	2- 4	2- 1			
2- 7	0- 0	0- 2	AWAY	0- 1	2- 4	1- 2			
0- 0	0- 0	0- 0	NEUTRAL	0- 0	0- 0	0- 0			

RPI S Opponent	Score	RPI S Opponent	Score	RPI S Opponent	Score	RPI S Opponent	Score	Team's RPI: 272
44 A Drexel		53 A Drexel	78	63 A James Madison	69	116 A Delaware	51	
44 H Drexel		54 H Drexel	62	63 H James Madison	64	116 H Delaware	81	
45 A El on		61 A El on	84	75 H George Washington	66	134 H Saint Joseph's	66	
45 H El on		45 H El on	71			136 N Radford	69	
						138 A Northeastern	79	
						138 H Northeastern	70	
						157 A William & Mary	66	
						157 H William & Mary	75	
						182 A Pittsburgh	81	
						213 A Norfolk St.	86	
						234 A Loyol a Maryland	67	
						243 A Hofstra	83	
						243 H Hofstra	72	
						258 A UNCW	64	
						258 H UNCW	71	
						262 A Col. of Charleston	58	
						262 H Col. of Charleston	80	
						276 A Massachusetts	72	
						287 H Col gate	65	
						323 H UMBC	64	
						329 H Wagner	42	
						331 N Ark. -Pine Bluff	44	
LAST 12 Division I GAMES:								
116 H Delaware	55	81	243 H Hofstra	73	72			
258 A UNCW	53	64	157 H William & Mary	63	75			
44 H Drexel	54	62	44 A Drexel	53	78			
243 A Hofstra	72	83	45 H El on	45	71			
138 A Northeastern	61	79	262 A Col. of Charleston	83	58			
63 H James Madison	55	64	45 A El on	61	84			

Non-Div I Games:

Towson

Average RPI Win:	248	WON-LOST	WINNING	LAST 10	STRENGTH OF	OPP. STRENGTH	TEAM	ADJ.	CONF.	ADJ CONF.
Average RPI Loss:	161	RECORD	PCT. RANK	GAMES	SCHEDULE	OF SCHEDULE	RPI	RPI	RPI	RPI
DIV. I ONLY	15- 12	136	8- 2	315	190	179	179	22	22	
DIV. I NON-CONF.	3- 6	239	0- 0	230	64	199	199	23	23	
-----										
TOTALS	RPI 1-25	RPI 26-50	W-L RECORDS	RPI 51-100	RPI 101-999	RPI 201+				
15- 12	0- 1	0- 0	OVERALL	2- 0	13- 11	10- 3				
9- 1	0- 0	0- 0	HOME	2- 0	7- 1	5- 1				
6- 10	0- 1	0- 0	AWAY	0- 0	6- 9	5- 2				
0- 1	0- 0	0- 0	NEUTRAL	0- 0	0- 1	0- 0				
3- 6	0- 1	0- 0	NON-CONFERENCE	1- 0	2- 5	2- 0				
1- 0	0- 0	0- 0	HOME	1- 0	0- 0	0- 0				
2- 5	0- 1	0- 0	AWAY	0- 0	2- 4	2- 0				
0- 1	0- 0	0- 0	NEUTRAL	0- 0	0- 1	0- 0				
12- 6	0- 0	0- 0	CONFERENCE	1- 0	11- 6	8- 3				
8- 1	0- 0	0- 0	HOME	1- 0	7- 1	5- 1				
4- 5	0- 0	0- 0	AWAY	0- 0	4- 5	3- 2				
0- 0	0- 0	0- 0	NEUTRAL	0- 0	0- 0	0- 0				

RPI	S	Opponent	Score	RPI	S	Opponent	Score	RPI	S	Opponent	Score	RPI	S	Opponent	Score	Team's RPI: 179
9	A	Tennessee	69 131					95	H	Little Rock	76 70	102	A	Middle Tenn.	57 73	
								98	H	Jacksonville	89 88	122	A	Tulane	75 106	
												137	A	Texas St.	75 83	
												160	A	Samford	73 80	
												160	N	Samford	76 82	
												161	A	Ole Miss	93 96	
												167	A	UT Arlington	57 76	
												168	A	South Ala.	68 79	
												168	H	South Ala.	82 71	
												169	A	Louisiana	62 55	
												169	H	Louisiana	72 53	
												219	H	Arkansas St.	95 78	
												220	A	Coastal Caro.	71 84	
												220	H	Coastal Caro.	92 97	
												260	A	Appalachian St.	93 64	
												260	H	Appalachian St.	81 74	
												306	A	Georgia St.	78 85	
												306	H	Georgia St.	90 86	
												315	A	Alabama St.	93 63	
												327	A	Ga. Southern	95 80	
												327	H	Ga. Southern	88 47	
												330	A	Tennessee St.	95 66	
												338	A	La.-Monroe	86 79	
												338	H	La.-Monroe	94 62	
LAST 12 Division I GAMES:																
327	A	Ga. Southern	95 80	95	H	Little Rock	76 70									
306	A	Georgia St.	78 85	219	H	Arkansas St.	95 78									
338	H	La.-Monroe	94 62	168	H	South Ala.	82 71									
169	H	Louisiana	72 53	169	A	Louisiana	62 55									
260	A	Appalachian St.	93 64	338	A	La.-Monroe	86 79									
220	A	Coastal Caro.	71 84	260	H	Appalachian St.	81 74									

Non-Div I Games: Montevallo 130 50 Stillman 89 62

Troy

T  
u  
l  
a  
n  
e

Tulane				Through Games Of March 6, 2018							
Average RPI	Win:	188	WON-LOST	WINNING	LAST 10	STRENGTH OF	OPP. STRENGTH	TEAM	ADJ.	CONF.	ADJ CONF.
Average RPI	Loss:	72	RECORD	PCT. RANK	GAMES	SCHEDULE	OF SCHEDULE	RPI	RPI	RPI	RPI
DIV. I ONLY			14- 17	207	3- 7	49	72	122	122	7	7
DIV. I NON-CONF.			8- 5	111	0- 0	96	104	90	90	7	7
-----											
TOTALS		RPI 1-25		RPI 26-50		W-L RECORDS		RPI 51-100	RPI 101-999	RPI 201+	
14- 17		0- 6		0- 3		OVERALL		1- 2	13- 6	4- 1	
9- 5		0- 2		0- 1		HOME		0- 1	9- 1	2- 0	
3- 9		0- 0		0- 0		AWAY		1- 0	2- 0	1- 0	
2- 3		0- 1		0- 1		NEUTRAL		0- 0	2- 1	1- 0	
8- 5		0- 1		0- 2		NON-CONFERENCE		1- 0	7- 2	3- 1	
5- 1		0- 0		0- 1		HOME		0- 0	5- 0	1- 0	
2- 2		0- 1		0- 0		AWAY		1- 0	1- 1	1- 1	
1- 2		0- 0		0- 1		NEUTRAL		0- 0	1- 1	1- 0	
6- 12		0- 5		0- 1		CONFERENCE		0- 2	6- 4	1- 0	
4- 4		0- 2		0- 0		HOME		0- 1	4- 1	1- 0	
1- 7		0- 2		0- 1		AWAY		0- 1	1- 3	0- 0	
1- 1		0- 1		0- 0		NEUTRAL		0- 0	1- 0	0- 0	

RPI 1-25				RPI 26-50				RPI 51-100				RPI 101+ Team's RPI: 122			
RPI	S	Opponent	Score	RPI	S	Opponent	Score	RPI	S	Opponent	Score	RPI	S	Opponent	Score
1	A	UConn	45 98	28	H	LSU	50 73	74	A	Maine	42 34	102	H	Middle Tenn.	62 44
1	H	UConn	47 91	33	N	Dayton	65 71	78	A	Houston	48 72	104	A	Cincinnati	52 83
1	N	UConn	56 82	46	A	UCF	51 59	78	H	Houston	92 98	108	N	Iowa St.	64 67
14	A	South Fla.	46 75									149	A	Wichita St.	70 81
14	H	South Fla.	53 63									149	H	Wichita St.	56 64
16	A	NC State	55 79									150	H	Vanderbilt	71 59
												176	H	UTEP	67 56
												179	H	Troy	106 75
												185	H	Temple	69 65
												192	A	Memphis	60 73
												192	N	Memphis	76 64
												193	H	East Carolina	64 58
												196	A	Tulsa	72 63
												196	H	Tulsa	70 39
												205	A	Southern Miss.	58 66
												214	H	SMU	52 46
												222	H	New Orleans	79 56
												271	N	San Diego St.	80 46
												277	A	McNeese	70 66
-----															
LAST 12 Division I GAMES:															
		1 N UConn	56 82			104 A Cincinnati	52 83								
		192 N Memphis	76 64			185 H Temple	69 65								
		214 H SMU	52 46			14 H South Fla.	53 63								
		149 A Wichita St.	70 81			78 A Houston	48 72								
		1 H UConn	47 91			1 A UConn	45 98								
		192 A Memphis	60 73			193 H East Carolina	64 58								

Non-Div I Games:

Tulane

Average RPI Win:	155	WON-LOST	WINNING	LAST 10	STRENGTH OF	OPP. STRENGTH	TEAM	ADJ.	CONF.	ADJ CONF.
Average RPI Loss:	130	RECORD	PCT. RANK	GAMES	SCHEDULE	OF SCHEDULE	RPI	RPI	RPI	RPI
DIV. I ONLY	10- 20	257	2- 8	77	98	196	196	7	7	
DIV. I NON-CONF.	6- 6	170	0- 0	65	312	124	124	7	7	
-----										
TOTALS	RPI 1-25	RPI 26-50	W-L RECORDS	RPI 51-100	RPI 101-999	RPI 201+				
10- 20	0- 2	0- 1	OVERALL	4- 2	6- 15	3- 2				
5- 9	0- 1	0- 1	HOME	1- 2	4- 5	3- 0				
3- 10	0- 1	0- 0	AWAY	2- 0	1- 9	0- 2				
2- 1	0- 0	0- 0	NEUTRAL	1- 0	1- 1	0- 0				
6- 6	0- 0	0- 0	NON-CONFERENCE	2- 2	4- 4	3- 1				
3- 3	0- 0	0- 0	HOME	0- 2	3- 1	3- 0				
2- 3	0- 0	0- 0	AWAY	2- 0	0- 3	0- 1				
1- 0	0- 0	0- 0	NEUTRAL	0- 0	1- 0	0- 0				
4- 14	0- 2	0- 1	CONFERENCE	2- 0	2- 11	0- 1				
2- 6	0- 1	0- 1	HOME	1- 0	1- 4	0- 0				
1- 7	0- 1	0- 0	AWAY	0- 0	1- 6	0- 1				
1- 1	0- 0	0- 0	NEUTRAL	1- 0	0- 1	0- 0				

RPI 1-25				RPI 26-50				RPI 51-100				RPI 101+				Team's RPI: 196
RPI	S	Opponent	Score	RPI	S	Opponent	Score	RPI	S	Opponent	Score	RPI	S	Opponent	Score	
1	A	UConn	60 78	46	H	UCF	44 47	55	H	American	67 72	104	A	Cincinnati	41 78	
14	H	South Fla.	57 71					57	H	Belmont	65 90	104	H	Cincinnati	64 51	
								60	A	South Dakota	64 61	104	N	Cincinnati	65 66	
								78	H	Houston	83 77	119	A	Saint Louis	66 77	
								78	N	Houston	98 72	122	A	Tulane	39 70	
								95	A	Little Rock	74 61	122	H	Tulane	63 72	
												146	A	Arkansas	41 67	
												149	A	Wichita St.	67 62	
												149	H	Wichita St.	59 70	
												156	N	Binghamton	60 55	
												172	H	Oral Roberts	41 53	
												185	A	Temple	75 76	
												192	A	Memphis	56 65	
												192	H	Memphis	48 69	
												193	A	East Carolina	67 73	
												193	H	East Carolina	57 59	
												214	A	SMU	70 74	
												219	H	Arkansas St.	68 58	
												227	A	North Texas	43 66	
												279	H	UMKC	76 52	
												331	H	Ark.-Pine Bluff	87 37	
LAST 12 Division I GAMES:																
104	N	Cincinnati	65 66	78	H	Houston	83 77	214	A	SMU	70 74					
78	N	Houston	98 72	185	A	Temple	75 76	14	H	South Fla.	57 71					
149	H	Wichita St.	59 70	46	H	UCF	44 47									
192	A	Memphis	56 65	122	A	Tulane	39 70									
193	H	East Carolina	57 59													
104	A	Cincinnati	41 78													

Non-Div I Games: Alas. Anchorage 53 59

Tulsa



Average RPI Win:	210	WON-LOST	WINNING	LAST 10	STRENGTH OF	OPP. STRENGTH	TEAM	ADJ.	CONF.	ADJ CONF.
Average RPI Loss:	145	RECORD	PCT. RANK	GAMES	SCHEDULE	OF SCHEDULE	RPI	RPI	RPI	RPI
DIV. I ONLY	22- 5	18	8- 2	219	200	79	79	18	18	
DIV. I NON-CONF.	9- 2	33	0- 0	311	204	109	109	19	19	
-----										
TOTALS	RPI 1-25	RPI 26-50	W-L RECORDS	RPI 51-100	RPI 101-999	RPI 201+				
22- 5	0- 0	0- 0	OVERALL	1- 1	21- 4	11- 1				
10- 3	0- 0	0- 0	HOME	1- 0	9- 3	5- 1				
11- 1	0- 0	0- 0	AWAY	0- 0	11- 1	6- 0				
1- 1	0- 0	0- 0	NEUTRAL	0- 1	1- 0	0- 0				
9- 2	0- 0	0- 0	NON-CONFERENCE	0- 1	9- 1	4- 0				
5- 0	0- 0	0- 0	HOME	0- 0	5- 0	3- 0				
3- 1	0- 0	0- 0	AWAY	0- 0	3- 1	1- 0				
1- 1	0- 0	0- 0	NEUTRAL	0- 1	1- 0	0- 0				
13- 3	0- 0	0- 0	CONFERENCE	1- 0	12- 3	7- 1				
5- 3	0- 0	0- 0	HOME	1- 0	4- 3	2- 1				
8- 0	0- 0	0- 0	AWAY	0- 0	8- 0	5- 0				
0- 0	0- 0	0- 0	NEUTRAL	0- 0	0- 0	0- 0				

RPI 1-25				RPI 26-50				RPI 51-100				Team's RPI: 79				RPI 101+				
RPI	S	Opponent	Score	RPI	S	Opponent	Score	RPI	S	Opponent	Score	RPI	S	Opponent	Score	RPI	S	Opponent	Score	
								53	N	Indiana	63	71				102	A	Middle Tenn.	59	51
								56	H	Western Ky.	79	61				102	H	Middle Tenn.	65	58
																106	H	Rice	70	63
																123	A	Louisiana Tech	66	61
																123	H	Louisiana Tech	60	70
																154	H	Charlotte	71	80
																160	H	Samford	77	53
																168	A	South Ala.	78	66
																171	H	Southern Ill.	76	66
																176	A	UTEP	84	64
																192	A	Memphis	62	64
																194	A	High Point	77	61
																198	N	UC Santa Barbara	67	54
																205	H	Southern Miss.	63	80
																223	H	Fla. Atlantic	90	57
																227	A	North Texas	69	51
																227	H	North Texas	68	52
																260	A	Appalachian St.	70	59
																266	A	UTSA	74	66
																282	A	Old Dominion	74	61
																299	A	FIU	71	61
																309	A	Marshall	69	62
																311	H	Alabama A&M	85	58
																315	H	Alabama St.	61	44
																341	H	Mississippi Val.	87	72
LAST 12 Division I GAMES:																				
				266	A	UTSA	74	66					309	A	Marshall	69	62			
				227	A	North Texas	69	51					123	A	Louisiana Tech	66	61			
				123	H	Louisiana Tech	60	70					176	A	UTEP	84	64			
				102	H	Middle Tenn.	65	58					223	H	Fla. Atlantic	90	57			
				154	H	Charlotte	71	80					299	A	FIU	71	61			
				106	H	Rice	70	63					227	H	North Texas	68	52			

Non-Div I Games: Tuskegee 105 50 Miles 85 42

UAB

Average RPI Win:	211	WON-LOST	WINNING	LAST 10	STRENGTH OF	OPP. STRENGTH	TEAM	ADJ.	CONF.	ADJ CONF.
Average RPI Loss:	126	RECORD	PCT. RANK	GAMES	SCHEDULE	OF SCHEDULE	RPI	RPI	RPI	RPI
DIV. I ONLY	24- 5	15	8- 2	235	176	65	65	21	21	
DIV. I NON-CONF.	10- 3	52	0- 0	165	72	60	60	20	20	
-----										
TOTALS	RPI 1-25	RPI 26-50	W-L RECORDS	RPI 51-100	RPI 101-999	RPI 201+				
24- 5	0- 0	0- 2	OVERALL	1- 1	23- 2	12- 2				
13- 1	0- 0	0- 1	HOME	0- 0	13- 0	7- 0				
10- 4	0- 0	0- 1	AWAY	1- 1	9- 2	5- 2				
1- 0	0- 0	0- 0	NEUTRAL	0- 0	1- 0	0- 0				
10- 3	0- 0	0- 2	NON-CONFERENCE	1- 1	9- 0	4- 0				
5- 1	0- 0	0- 1	HOME	0- 0	5- 0	2- 0				
4- 2	0- 0	0- 1	AWAY	1- 1	3- 0	2- 0				
1- 0	0- 0	0- 0	NEUTRAL	0- 0	1- 0	0- 0				
14- 2	0- 0	0- 0	CONFERENCE	0- 0	14- 2	8- 2				
8- 0	0- 0	0- 0	HOME	0- 0	8- 0	5- 0				
6- 2	0- 0	0- 0	AWAY	0- 0	6- 2	3- 2				
0- 0	0- 0	0- 0	NEUTRAL	0- 0	0- 0	0- 0				

RPI S	Opponent	Score	RPI S	Opponent	Score	RPI S	Opponent	Score	RPI S	Opponent	Score
42	A Oregon St.	47 61	46	H UCF	55 62	77	A Saint Mary's (CA)	74 50	113	H Washington St.	91 76
						84	A Fordham	62 70	125	N Yale	71 61
									126	H Portland St.	79 67
									129	H San Francisco	72 55
									139	A Cal Poly	80 76
									139	H Cal Poly	85 77
									186	A UC Irvine	76 67
									186	H UC Irvine	66 56
									188	A Pacific	90 58
									198	A UC Santa Barbara	68 61
									198	H UC Santa Barbara	69 63
									211	A CSUN	71 75
									211	H CSUN	72 46
									217	A Seattle U	79 53
									239	H Pepperdine	69 64
									246	A UC Riverside	62 76
									246	H UC Riverside	74 63
									256	A Hawaii	68 56
									256	H Hawaii	76 52
									274	H Sacramento St.	79 72
									301	A Long Beach St.	83 71
									301	H Long Beach St.	79 49
									319	A Cal St. Fullerton	67 55
									319	H Cal St. Fullerton	67 53
									328	A Southern Utah	85 59
LAST 12 Division I GAMES:											
246	A UC Riverside	62 76	139	H Cal Poly	85 77						
319	A Cal St. Fullerton	67 55	211	A CSUN	71 75						
186	H UC Irvine	66 56	301	A Long Beach St.	83 71						
256	A Hawaii	68 56	198	H UC Santa Barbara	69 63						
301	H Long Beach St.	79 49	319	H Cal St. Fullerton	67 53						
211	H CSUN	72 46	139	A Cal Poly	80 76						

Non-Div I Games:

UC Davis

UC Irvine				Through Games Of March 6, 2018							
Average RPI	Win:	258	WON-LOST RECORD	WINNING PCT. RANK	LAST 10 GAMES	STRENGTH OF SCHEDULE	OPP. STRENGTH OF SCHEDULE	TEAM RPI	ADJ. RPI	CONF. RPI	ADJ CONF. RPI
DIV. I ONLY			17- 12	118	6- 4	301	231	186	186	21	21
DIV. I NON-CONF.			7- 6	165	0- 0	297	261	219	219	20	20
-----											
TOTALS		RPI 1-25		RPI 26-50		W-L RECORDS		RPI 51-100	RPI 101-999	RPI 201+	
17- 12		0- 0		0- 0		OVERALL		0- 4	17- 8	15- 3	
9- 4		0- 0		0- 0		HOME		0- 1	9- 3	7- 1	
8- 6		0- 0		0- 0		AWAY		0- 3	8- 3	8- 1	
0- 2		0- 0		0- 0		NEUTRAL		0- 0	0- 2	0- 1	
7- 6		0- 0		0- 0		NON-CONFERENCE		0- 2	7- 4	7- 1	
3- 2		0- 0		0- 0		HOME		0- 0	3- 2	3- 0	
4- 2		0- 0		0- 0		AWAY		0- 2	4- 0	4- 0	
0- 2		0- 0		0- 0		NEUTRAL		0- 0	0- 2	0- 1	
10- 6		0- 0		0- 0		CONFERENCE		0- 2	10- 4	8- 2	
6- 2		0- 0		0- 0		HOME		0- 1	6- 1	4- 1	
4- 4		0- 0		0- 0		AWAY		0- 1	4- 3	4- 1	
0- 0		0- 0		0- 0		NEUTRAL		0- 0	0- 0	0- 0	

RPI 1-25				RPI 26-50				RPI 51-100				RPI 101+ Team's RPI: 186			
RPI	S	Opponent	Score	RPI	S	Opponent	Score	RPI	S	Opponent	Score	RPI	S	Opponent	Score
								65	A	UC Davis	56 66	126	H	Portland St.	72 82
								65	H	UC Davis	67 76	139	A	Cal Poly	76 79
								87	A	New Mexico	61 83	139	H	Cal Poly	107 66
								92	A	UNLV	54 73	149	N	Wichita St.	53 76
												153	H	Idaho St.	72 78
												198	A	UC Santa Barbara	55 82
												198	H	UC Santa Barbara	77 74
												210	A	CSU Bakersfield	72 59
												211	A	CSUN	67 71
												211	H	CSUN	56 47
												217	A	Seattle U	84 79
												239	H	Pepperdine	75 74
												240	N	Illinois	59 65
												246	A	UC Riverside	81 71
												246	H	UC Riverside	76 63
												256	A	Hawaii	74 67
												256	H	Hawaii	70 66
												271	A	San Diego St.	67 65
												301	A	Long Beach St.	100 81
												301	H	Long Beach St.	73 80
												314	H	Utah St.	87 84
												317	H	Portland	63 52
												319	A	Cal St. Fullerton	76 60
												319	H	Cal St. Fullerton	78 58
												328	A	Southern Utah	71 64
-----															
LAST 12 Division I GAMES:															
319	H	Cal St. Fullerton	78 58	246	H	UC Riverside	76 63								
211	A	CSUN	67 71	301	A	Long Beach St.	100 81								
65	A	UC Davis	56 66	319	A	Cal St. Fullerton	76 60								
301	H	Long Beach St.	73 80	211	H	CSUN	56 47								
198	A	UC Santa Barbara	55 82	246	A	UC Riverside	81 71								
139	H	Cal Poly	107 66	256	H	Hawaii	70 66								

Non-Div I Games: Chapman 92 57

RPI

RPI 1-25				RPI 26-50				RPI 51-100				RPI 101+ Team's RPI: 246			
RPI	S	Opponent	Score	RPI	S	Opponent	Score	RPI	S	Opponent	Score	RPI	S	Opponent	Score
10	A	UCLA	48 68	41	A	Minnesota	75 101	54	A	Arizona St.	48 73	108	A	Iowa St.	66 89
13	A	Stanford	43 53	49	H	Southern California	46 64	60	A	South Dakota	66 75	139	A	Cal Poly	73 91
								65	A	UC Davis	63 74	139	H	Cal Poly	82 87
								65	H	UC Davis	76 62	142	A	Fresno St.	68 56
								92	N	UNLV	95 88	144	H	Loyola Marymount	59 67
												176	H	UTEP	62 73
												186	A	UC Irvine	63 76
												186	H	UC Irvine	71 81
												198	A	UC Santa Barbara	70 72
												198	H	UC Santa Barbara	84 76
												210	H	CSU Bakersfield	68 65
												211	A	CSUN	55 60
												211	H	CSUN	69 58
												214	N	SMU	51 73
												256	A	Hawaii	57 63
												256	H	Hawaii	79 57
												274	N	Sacramento St.	72 99
												301	A	Long Beach St.	58 70
												301	H	Long Beach St.	77 53
												301	N	Long Beach St.	79 66
												319	A	Cal St. Fullerton	62 71
												319	H	Cal St. Fullerton	63 50
LAST 12 Division I GAMES:															
				301	N	Long Beach St.	79 66	186	A	UC Irvine	63 76				
				65	H	UC Davis	76 62	198	H	UC Santa Barbara	84 76				
				301	A	Long Beach St.	58 70	139	A	Cal Poly	73 91				
				198	A	UC Santa Barbara	70 72	256	A	Hawaii	57 63				
				319	A	Cal St. Fullerton	62 71	186	H	UC Irvine	71 81				
				211	H	CSUN	69 58	211	A	CSUN	55 60				

UC Ri versi de

Average RPI Win:	255	WON-LOST	WINNING	LAST 10	STRENGTH OF	OPP. STRENGTH	TEAM	ADJ.	CONF.	ADJ CONF.
Average RPI Loss:	146	RECORD	PCT. RANK	GAMES	SCHEDULE	OF SCHEDULE	RPI	RPI	RPI	RPI
DIV. I ONLY	12- 16	218	5- 5	157	239	198	198	21	21	
DIV. I NON-CONF.	3- 9	280	0- 0	95	219	222	222	20	20	
-----										
TOTALS	RPI 1-25	RPI 26-50	W-L RECORDS	RPI 51-100	RPI 101-999	RPI 201+				
12- 16	0- 1	0- 1	OVERALL	0- 4	12- 10	10- 5				
7- 5	0- 0	0- 0	HOME	0- 1	7- 4	5- 2				
5- 10	0- 1	0- 1	AWAY	0- 2	5- 6	5- 3				
0- 1	0- 0	0- 0	NEUTRAL	0- 1	0- 0	0- 0				
3- 9	0- 1	0- 1	NON-CONFERENCE	0- 2	3- 5	3- 2				
1- 3	0- 0	0- 0	HOME	0- 0	1- 3	1- 1				
2- 5	0- 1	0- 1	AWAY	0- 1	2- 2	2- 1				
0- 1	0- 0	0- 0	NEUTRAL	0- 1	0- 0	0- 0				
9- 7	0- 0	0- 0	CONFERENCE	0- 2	9- 5	7- 3				
6- 2	0- 0	0- 0	HOME	0- 1	6- 1	4- 1				
3- 5	0- 0	0- 0	AWAY	0- 1	3- 4	3- 2				
0- 0	0- 0	0- 0	NEUTRAL	0- 0	0- 0	0- 0				

RPI 1-25				RPI 26-50				RPI 51-100				RPI 101+				Team's RPI: 198
RPI	S	Opponent	Score	RPI	S	Opponent	Score	RPI	S	Opponent	Score	RPI	S	Opponent	Score	
10	A	UCLA	44 74	42	A	Oregon St.	49 74	65	A	UC Davis	63 69	139	A	Cal Poly	72 73	
								65	H	UC Davis	61 68	139	H	Cal Poly	73 68	
								77	A	Saint Mary's (CA)	59 89	142	H	Fresno St.	57 64	
								79	N	UAB	54 67	144	A	Loyola Marymount	61 67	
												166	H	San Diego	58 71	
												186	A	UC Irvine	74 77	
												186	H	UC Irvine	82 55	
												209	A	New Mexico St.	77 47	
												211	A	CSUN	74 73	
												211	H	CSUN	30 48	
												217	H	Seattle U	71 77	
												246	A	UC Riverside	76 84	
												246	H	UC Riverside	72 70	
												256	A	Hawaii	64 73	
												256	H	Hawaii	71 61	
												271	H	San Diego St.	77 64	
												289	A	Santa Clara	63 68	
												301	A	Long Beach St.	90 74	
												301	H	Long Beach St.	51 44	
												305	A	Northern Ariz.	96 93	
												319	A	Cal St. Fullerton	59 52	
												319	H	Cal St. Fullerton	78 59	
-----																
LAST 12 Division I GAMES:																
256	A	Hawaii	64 73	246	A	UC Riverside	76 84									
246	H	UC Riverside	72 70	256	H	Hawaii	71 61									
139	A	Cal Poly	72 73	211	H	CSUN	30 48									
186	H	UC Irvine	82 55	65	A	UC Davis	63 69									
319	H	Cal St. Fullerton	78 59	301	A	Long Beach St.	90 74									
319	A	Cal St. Fullerton	59 52	65	H	UC Davis	61 68									

Non-Div I Games:

UC Santa Barbara

Average RPI Win:	170	WON-LOST	WINNING	LAST 10	STRENGTH OF	OPP. STRENGTH	TEAM	ADJ.	CONF.	ADJ CONF.
Average RPI Loss:	55	RECORD	PCT. RANK	GAMES	SCHEDULE	OF SCHEDULE	RPI	RPI	RPI	RPI
DIV. I ONLY	21- 10	79	7- 3	52	79	46	46	7	7	
DIV. I NON-CONF.	8- 5	111	0- 0	68	149	69	69	7	7	
-----										
TOTALS	RPI 1-25	RPI 26-50	W-L RECORDS	RPI 51-100	RPI 101-999	RPI 201+				
21- 10	0- 5	0- 2	OVERALL	3- 1	18- 2	5- 0				
10- 4	0- 2	0- 2	HOME	1- 0	9- 0	2- 0				
10- 5	0- 2	0- 0	AWAY	2- 1	8- 2	3- 0				
1- 1	0- 1	0- 0	NEUTRAL	0- 0	1- 0	0- 0				
8- 5	0- 0	0- 2	NON-CONFERENCE	2- 1	6- 2	3- 0				
4- 2	0- 0	0- 2	HOME	1- 0	3- 0	1- 0				
4- 3	0- 0	0- 0	AWAY	1- 1	3- 2	2- 0				
0- 0	0- 0	0- 0	NEUTRAL	0- 0	0- 0	0- 0				
13- 5	0- 5	0- 0	CONFERENCE	1- 0	12- 0	2- 0				
6- 2	0- 2	0- 0	HOME	0- 0	6- 0	1- 0				
6- 2	0- 2	0- 0	AWAY	1- 0	5- 0	1- 0				
1- 1	0- 1	0- 0	NEUTRAL	0- 0	1- 0	0- 0				

RPI 1-25				RPI 26-50				Team's RPI: 46				RPI 51-100				RPI 101+			
RPI	S	Opponent	Score	RPI	S	Opponent	Score	RPI	S	Opponent	Score	RPI	S	Opponent	Score	RPI	S	Opponent	Score
1	A	UConn	44 80	45	H	Elon	57 71	65	A	UC Davis	62 55	104	A	Cincinnati	50 38				
1	H	UConn	37 55	47	H	Mercer	64 73	67	A	Virginia Tech	69 86	107	A	Chattanooga	58 57				
14	A	South Fla.	45 62					78	A	Houston	64 59	122	H	Tulane	59 51				
14	H	South Fla.	68 77					80	H	IUPUI	63 59	135	H	UNI	53 43				
14	N	South Fla.	59 74									149	H	Wichita St.	59 53				
												160	A	Samford	51 58				
												184	H	Davidson	62 54				
												185	A	Temple	64 57				
												185	H	Temple	76 46				
												185	N	Temple	77 70				
												188	A	Pacific	74 78				
												192	A	Memphis	63 40				
												192	H	Memphis	61 41				
												193	H	East Carolina	75 54				
												196	A	Tulsa	47 44				
												214	A	SMU	60 42				
												214	H	SMU	58 43				
												229	A	Gardner-Webb	65 30				
												231	A	Boston U.	47 32				
												327	H	Ga. Southern	62 38				
LAST 12 Division I GAMES:																			
14	N	South Fla.	59 74	185	A	Temple	64 57												
185	N	Temple	77 70	1	H	UConn	37 55												
193	H	East Carolina	75 54	192	H	Memphis	61 41												
78	A	Houston	64 59	104	A	Cincinnati	50 38												
192	A	Memphis	63 40	196	A	Tulsa	47 44												
14	H	South Fla.	68 77	214	H	SMU	58 43												

Non-Div I Games:

UCF

Average RPI Win:	115	WON-LOST	WINNING	LAST 10	STRENGTH OF	OPP. STRENGTH	TEAM	ADJ.	CONF.	ADJ CONF.
Average RPI Loss:	19	RECORD	PCT. RANK	GAMES	SCHEDULE	OF SCHEDULE	RPI	RPI	RPI	RPI
DIV. I ONLY	24- 7	37	7- 3	8	21	10	10	5	5	
DIV. I NON-CONF.	9- 2	33	0- 0	34	16	17	17	3	3	
-----										
TOTALS	RPI 1-25	RPI 26-50	W-L RECORDS	RPI 51-100	RPI 101-999	RPI 201+				
24- 7	2- 5	7- 1	OVERALL	3- 1	12- 0	4- 0				
13- 2	2- 2	3- 0	HOME	1- 0	7- 0	4- 0				
8- 4	0- 2	2- 1	AWAY	1- 1	5- 0	0- 0				
3- 1	0- 1	2- 0	NEUTRAL	1- 0	0- 0	0- 0				
9- 2	1- 1	1- 0	NON-CONFERENCE	2- 1	5- 0	3- 0				
5- 1	1- 1	0- 0	HOME	0- 0	4- 0	3- 0				
2- 1	0- 0	0- 0	AWAY	1- 1	1- 0	0- 0				
2- 0	0- 0	1- 0	NEUTRAL	1- 0	0- 0	0- 0				
15- 5	1- 4	6- 1	CONFERENCE	1- 0	7- 0	1- 0				
8- 1	1- 1	3- 0	HOME	1- 0	3- 0	1- 0				
6- 3	0- 2	2- 1	AWAY	0- 0	4- 0	0- 0				
1- 1	0- 1	1- 0	NEUTRAL	0- 0	0- 0	0- 0				

RPI	S	Opponent	Score	RPI	S	Opponent	Score	RPI	S	Opponent	Score	RPI	S	Opponent	Score
1	H	UConn	60 78	42	A	Oregon St.	64 67	54	H	Arizona St.	71 63	112	A	Utah	81 74
4	H	Baylor	82 68	42	H	Oregon St.	84 49	58	A	Oklahoma St.	72 87	112	H	Utah	78 71
7	A	Oregon	94 101	43	A	Cal i forn i a	82 46	84	A	Fordham	67 30	113	A	Washington St.	79 71
7	H	Oregon	61 70	43	H	Cal i forn i a	60 52	91	N	Kansas St.	64 55	121	A	Seton Hall	77 68
7	N	Oregon	62 65	43	N	Cal i forn i a	77 74					143	A	Col orado	93 55
13	A	Stanford	65 76	48	N	Creighton	72 63					143	H	Col orado	73 67
13	H	Stanford	64 53	49	A	Southern Cal i forn i a	84 70					198	H	UC Santa Barbara	74 44
				49	H	Southern Cal i forn i a	59 46					201	A	Washing ton	86 69
-----															
LAST 12 Division I GAMES:															
				7	N	Oregon	62 65	54	H	Ari zona St.	71 63				
				43	N	Cal i forn i a	77 74	278	H	Ari zona	69 46				
				112	H	Utah	78 71	49	A	Southern Cal i forn i a	84 70				
				143	H	Col orado	73 67	49	H	Southern Cal i forn i a	59 46				
				7	A	Oregon	94 101	113	A	Washi ngton St.	79 71				
				42	A	Oregon St.	64 67	201	A	Washi ngton	86 69				

Non-Div I Games:

UCLA

Average RPI	Winn:	WON-LOST RECORD	WINNING PCT. RANK	LAST 10 GAMES	STRENGTH OF SCHEDULE	OPP. STRENGTH OF SCHEDULE	TEAM RPI	ADJ. RPI	CONF. RPI	ADJ. CONF. RPI
87										
Average RPI Loss:	0									
DIV. I ONLY	32- 0	1	10- 0	3	5	1	1	7	7	
DIV. I NON-CONF.	13- 0	1	2- 0	1	1	1	1	7	7	
-----										
TOTALS	RPI 1-25	RPI 26-50	W-L RECORDS	RPI 51-100	RPI 101-999	RPI 201+				
32- 0	11- 0	4- 0	OVERALL	3- 0	14- 0	1- 0				
12- 0	4- 0	2- 0	HOME	0- 0	6- 0	0- 0				
13- 0	5- 0	1- 0	AWAY	1- 0	6- 0	1- 0				
7- 0	2- 0	1- 0	NEUTRAL	2- 0	2- 0	0- 0				
13- 0	8- 0	2- 0	NON-CONFERENCE	2- 0	1- 0	0- 0				
4- 0	3- 0	1- 0	HOME	0- 0	0- 0	0- 0				
5- 0	4- 0	0- 0	AWAY	0- 0	1- 0	0- 0				
4- 0	1- 0	1- 0	NEUTRAL	2- 0	0- 0	0- 0				
19- 0	3- 0	2- 0	CONFERENCE	1- 0	13- 0	1- 0				
8- 0	1- 0	1- 0	HOME	0- 0	6- 0	0- 0				
8- 0	1- 0	1- 0	AWAY	1- 0	5- 0	1- 0				
3- 0	1- 0	0- 0	NEUTRAL	0- 0	2- 0	0- 0				

RPI	S	Opponent	Score	RPI	S	Opponent	Score	RPI	S	Opponent	Score	RPI	S	Opponent	Score
2	H	Notre Dame	80 71	34	N	Oklahoma	88 64	66	N	Michigan St.	96 62	104	H	Cincinnati	106 65
3	H	Louisville	69 58	43	H	California	82 47	73	N	Duquesne	104 52	104	N	Cincinnati	75 21
10	A	UCLA	78 60	46	A	UCF	55 37	78	A	Houston	95 35	122	A	Tulane	91 47
11	A	South Carolina	83 58	46	H	UCF	80 44					122	H	Tulane	98 45
12	A	Texas	75 71									122	N	Tulane	82 56
13	N	Stanford	78 53									149	H	Wichita St.	124 43
14	A	South Fla.	100 49									180	A	Nevada	88 57
14	H	South Fla.	82 53									185	A	Temple	113 57
14	N	South Fla.	70 54									185	H	Temple	106 45
17	H	Maryland	97 72									192	A	Memphis	93 36
20	A	DePaul	103 69									192	H	Memphis	97 49
-----															
LAST 12 Division I GAMES:															
14	N	South Fla.	70 54	185	H	Temple	106 45	3	H	Louisville	69 58	149	H	Wichita St.	124 43
104	N	Cincinnati	75 21					46	A	UCF	55 37	104	H	Cincinnati	106 65
122	N	Tulane	82 56					104	H	Cincinnati	106 65	11	A	South Carolina	83 58
14	H	South Fla.	82 53												
214	A	SMU	80 36												
122	A	Tulane	91 47												

Non-Div I Games:

UConn



UMBC				Through Games Of March 6, 2018							
Average RPI Win:		334	WON-LOST RECORD	WINNING PCT. RANK	LAST 10 GAMES	STRENGTH OF SCHEDULE	OPP. STRENGTH OF SCHEDULE	TEAM RPI	ADJ. RPI	CONF. RPI	ADJ CONF. RPI
Average RPI Loss:		163									
DIV. I ONLY		4- 26		330	3- 7	198	258	323	323	20	20
DIV. I NON-CONF.		0- 12		337	0- 0	240	244	344	344	24	24
<hr/>											
TOTALS		RPI 1-25		RPI 26-50	W-L RECORDS		RPI 51-100		RPI 101-999		RPI 201+
4- 26		0- 0		0- 1	OVERALL		0- 7		4- 18		4- 8
2- 11		0- 0		0- 0	HOME		0- 3		2- 8		2- 3
2- 13		0- 0		0- 1	AWAY		0- 4		2- 8		2- 3
0- 2		0- 0		0- 0	NEUTRAL		0- 0		0- 2		0- 2
0- 12		0- 0		0- 1	NON-CONFERENCE		0- 2		0- 9		0- 7
0- 4		0- 0		0- 0	HOME		0- 1		0- 3		0- 2
0- 6		0- 0		0- 1	AWAY		0- 1		0- 4		0- 3
0- 2		0- 0		0- 0	NEUTRAL		0- 0		0- 2		0- 2
4- 14		0- 0		0- 0	CONFERENCE		0- 5		4- 9		4- 1
2- 7		0- 0		0- 0	HOME		0- 2		2- 5		2- 1
2- 7		0- 0		0- 0	AWAY		0- 3		2- 4		2- 0
0- 0		0- 0		0- 0	NEUTRAL		0- 0		0- 0		0- 0

RPI 1-25				RPI 26-50				RPI 51-100				RPI 101+ Team's RPI: 323			
RPI	S	Opponent	Score	RPI	S	Opponent	Score	RPI	S	Opponent	Score	RPI	S	Opponent	Score
				30	A	Princeton	40 77	55	H	American	48 61	109	A	George Mason	38 58
								74	A	Maine	36 69	130	A	Hartford	54 65
								74	A	Maine	43 65	130	H	Hartford	54 61
								74	H	Maine	50 64	156	A	Binghamton	51 81
								82	A	Albany (NY)	45 79	156	H	Binghamton	53 68
								82	H	Albany (NY)	75 78	174	A	New Hampshire	51 56
								84	A	Fordham	46 55	174	H	New Hampshire	46 51
												177	H	Denver	48 70
												187	A	Stony Brook	49 53
												187	H	Stony Brook	44 69
												212	H	Columbia	44 60
												243	A	Hofstra	55 71
												257	N	St. Bonaventure	54 63
												268	A	UMES	43 66
												272	A	Towson	64 95
												273	H	LIU Brooklyn	52 66
												284	N	North Dakota St.	53 67
												293	A	Vermont	52 51
												293	H	Vermont	58 72
												348	A	UMass Lowell	61 39
												348	H	UMass Lowell	66 54
												348	H	UMass Lowell	73 65
<hr/>															
LAST 12 Division I GAMES:															
				74	A	Maine	43 65	174	H	New Hampshire	46 51				
				348	H	UMass Lowell	73 65	156	H	Binghamton	53 68				
				348	A	UMass Lowell	61 39	293	A	Vermont	52 51				
				130	H	Hartford	54 61	187	H	Stony Brook	44 69				
				82	A	Albany (NY)	45 79	74	A	Maine	36 69				
				187	A	Stony Brook	49 53	156	A	Binghamton	51 81				

Non-Div I Games: Gettysburg 72 45

UMBC

■ Loss, 
 ■ Non-Conf, 
 ■ S Site, 
 ■ Home 
 ■ A Away 
 N Neutral

U  
M  
E  
S

U  
M  
E  
S

UMES

Page 306

UMKC		Average RPI Win: 277	WON-LOST RECORD	WINNING PCT. RANK	LAST 10 GAMES	STRENGTH OF SCHEDULE	OPP. STRENGTH OF SCHEDULE	TEAM RPI	ADJ. RPI	CONF. RPI	ADJ. CONF. RPI
		Average RPI Loss: 186									
DIV. I ONLY		8- 18	274	5- 5	255	299	279	279	31	31	
DIV. I NON-CONF.		1- 11	331	0- 0	149	130	296	296	31	31	
-----											
TOTALS		RPI 1-25	RPI 26-50	W-L RECORDS		RPI 51-100	RPI 101-999	RPI 201+			
8- 18		0- 0	0- 1	OVERALL		0- 2	8- 15	7- 9			
3- 7		0- 0	0- 1	HOME		0- 0	3- 6	3- 4			
4- 11		0- 0	0- 0	AWAY		0- 2	4- 9	4- 5			
1- 0		0- 0	0- 0	NEUTRAL		0- 0	1- 0	0- 0			
1- 11		0- 0	0- 1	NON-CONFERENCE		0- 2	1- 8	0- 2			
0- 3		0- 0	0- 1	HOME		0- 0	0- 2	0- 0			
0- 8		0- 0	0- 0	AWAY		0- 2	0- 6	0- 2			
1- 0		0- 0	0- 0	NEUTRAL		0- 0	1- 0	0- 0			
7- 7		0- 0	0- 0	CONFERENCE		0- 0	7- 7	7- 7			
3- 4		0- 0	0- 0	HOME		0- 0	3- 4	3- 4			
4- 3		0- 0	0- 0	AWAY		0- 0	4- 3	4- 3			
0- 0		0- 0	0- 0	NEUTRAL		0- 0	0- 0	0- 0			

RPI 1-25				RPI 26-50				RPI 51-100				RPI 101+ Team's RPI: 279			
RPI	S	Opponent	Score	RPI	S	Opponent	Score	RPI	S	Opponent	Score	RPI	S	Opponent	Score
				36	H	Northern Colo.	73 88	59	A	Nebraska	60 80	108	A	Iowa St.	45 61
								99	A	Western Ill.	71 90	149	A	Wichita St.	63 72
												172	H	Oral Roberts	73 76
												177	H	Denver	68 77
												183	A	Kansas	48 63
												196	A	Tulsa	52 76
												199	N	Stetson	67 50
												209	A	New Mexico St.	62 70
												209	H	New Mexico St.	67 76
												210	A	CSU Bakersfield	60 58
												210	H	CSU Bakersfield	62 76
												217	A	Seattle U	62 66
												217	H	Seattle U	58 62
												223	A	Fla. Atlantic	55 65
												242	A	Illinois St.	53 64
												249	A	Grand Canyon	62 59
												249	H	Grand Canyon	84 82
												308	A	UTRGV	54 52
												308	H	UTRGV	79 59
												322	A	Utah Valley	65 68
												322	H	Utah Valley	59 66
												346	A	Chicago St.	59 47
												346	H	Chicago St.	106 47
-----															
LAST 12 Division I GAMES:															
				346	A	Chicago St.	59 47	210	H	CSU Bakersfield	62 76				
				209	H	New Mexico St.	67 76	249	H	Grand Canyon	84 82				
				308	H	UTRGV	79 59	209	A	New Mexico St.	62 70				
				346	H	Chicago St.	106 47	249	A	Grand Canyon	62 59				
				322	A	Utah Valley	65 68	210	A	CSU Bakersfield	60 58				
				217	A	Seattle U	62 66	217	H	Seattle U	58 62				

Non-Div I Games: Lincoln (MO) 98 41 Harris-Stowe 114 59 Cent. Christian Bib90 10

UMKC

Loss, Non-Conf, S Site, H Home A Away N Neutral

Average RPI		Win: 284	Loss: 219	WON-LOST RECORD	WINNING PCT. RANK	LAST 10 GAMES	STRENGTH OF SCHEDULE	OPP. STRENGTH OF SCHEDULE	TEAM RPI	ADJ. RPI	CONF. RPI	ADJ CONF. RPI
DIV. I ONLY				3- 26	337	1- 9	341	294	348	348	20	20
DIV. I NON-CONF.				2- 10	300	0- 0	348	347	348	348	24	24
TOTALS		RPI 1-25			RPI 26-50		W-L RECORDS	RPI 51-100		RPI 101-999		RPI 201+
3- 26	0- 0			0- 0		OVERALL	0- 4		3- 22		3- 14	
2- 11	0- 0			0- 0		HOME	0- 2		2- 9		2- 5	
1- 15	0- 0			0- 0		AWAY	0- 2		1- 13		1- 9	
0- 0	0- 0			0- 0		NEUTRAL	0- 0		0- 0		0- 0	
2- 10	0- 0			0- 0		NON-CONFERENCE	0- 0		2- 10		2- 10	
1- 4	0- 0			0- 0		HOME	0- 0		1- 4		1- 4	
1- 6	0- 0			0- 0		AWAY	0- 0		1- 6		1- 6	
0- 0	0- 0			0- 0		NEUTRAL	0- 0		0- 0		0- 0	
1- 16	0- 0			0- 0		CONFERENCE	0- 4		1- 12		1- 4	
1- 7	0- 0			0- 0		HOME	0- 2		1- 5		1- 1	
0- 9	0- 0			0- 0		AWAY	0- 2		0- 7		0- 3	
0- 0	0- 0			0- 0		NEUTRAL	0- 0		0- 0		0- 0	

[illegible]

Non-Div I Games:	Fisher	102	47
------------------	--------	-----	----

UMass Lowell I

■ Loss, ■ Non-Conf, S Site, H Home A Away N Neutral

Average RPI Win:	259	WON-LOST	WINNING	LAST 10	STRENGTH OF	OPP. STRENGTH	TEAM	ADJ.	CONF.	ADJ CONF.
Average RPI Loss:	182	RECORD	PCT. RANK	GAMES	SCHEDULE	OF SCHEDULE	RPI	RPI	RPI	RPI
DIV. I ONLY	14- 14	175	6- 4	275	295	224	224	27	27	
DIV. I NON-CONF.	2- 8	290	0- 0	261	171	308	308	28	28	
-----										
TOTALS	RPI 1-25	RPI 26-50	W-L RECORDS	RPI 51-100	RPI 101-999	RPI 201+				
14- 14	0- 1	0- 1	OVERALL	1- 1	13- 11	11- 5				
7- 7	0- 0	0- 1	HOME	1- 0	6- 6	6- 1				
7- 7	0- 1	0- 0	AWAY	0- 1	7- 5	5- 4				
0- 0	0- 0	0- 0	NEUTRAL	0- 0	0- 0	0- 0				
2- 8	0- 1	0- 1	NON-CONFERENCE	0- 0	2- 6	2- 2				
1- 4	0- 0	0- 1	HOME	0- 0	1- 3	1- 0				
1- 4	0- 1	0- 0	AWAY	0- 0	1- 3	1- 2				
0- 0	0- 0	0- 0	NEUTRAL	0- 0	0- 0	0- 0				
12- 6	0- 0	0- 0	CONFERENCE	1- 1	11- 5	9- 3				
6- 3	0- 0	0- 0	HOME	1- 0	5- 3	5- 1				
6- 3	0- 0	0- 0	AWAY	0- 1	6- 2	4- 2				
0- 0	0- 0	0- 0	NEUTRAL	0- 0	0- 0	0- 0				

RPI 1-25				RPI 26-50				RPI 51-100				RPI 101+				Team's RPI: 224
RPI	S	Opponent	Score	RPI	S	Opponent	Score	RPI	S	Opponent	Score	RPI	S	Opponent	Score	
16	A	NC State	55 87	47	H	Mercer	56 67	88	A	Liberty	48 53	102	H	Middle Tenn.	57 72	
								88	H	Liberty	48 41	136	A	Radford	67 56	
												136	H	Radford	48 64	
												154	H	Charlotte	47 51	
												184	A	Davidson	50 58	
												190	H	Furman	63 71	
												194	A	High Point	78 59	
												194	H	High Point	45 58	
												229	A	Gardner-Webb	61 60	
												229	H	Gardner-Webb	62 60	
												245	A	Presbyterian	63 72	
												245	H	Presbyterian	74 76	
												255	A	Campbell	60 52	
												255	H	Campbell	38 33	
												260	H	Appalachian St.	69 60	
												302	A	USC Upstate	76 70	
												303	A	Wofford	68 70	
												306	A	Western Caro.	52 62	
												324	A	Charleston So.	78 61	
												324	H	Charleston So.	71 69	
												343	A	Longwood	54 67	
												343	H	Longwood	82 52	
												344	A	Winthrop	70 48	
												344	H	Winthrop	63 51	
LAST 12 Division I GAMES:																
229	H	Gardner-Webb	62 60	194	A	High Point	78 59									
245	A	Presbyterian	63 72	136	H	Radford	48 64									
343	A	Longwood	54 67	344	H	Winthrop	63 51									
255	H	Campbell	38 33	229	A	Gardner-Webb	61 60									
88	A	Liberty	48 53	245	H	Presbyterian	74 76									
324	H	Charleston So.	71 69	324	A	Charleston So.	78 61									

Non-Div I Games: Warren Wilson 100 53

UNC Asheville

■ Loss, 
 ■ Non-Conf, 
 ■ S Site, 
 ■ H Home 
 ■ A Away 
 N Neutral

UNCG				WON-LOST		WINNING		LAST 10		STRENGTH OF		OPP. STRENGTH		TEAM		ADJ.		CONF.		ADJ CONF.	
Average RPI Win: 237				RECORD		PCT. RANK		GAMES		SCHEDULE		OF SCHEDULE		RPI		RPI		RPI		RPI	
Average RPI Loss: 147																					
DIV. I ONLY				10- 17		240		5- 5		156		201		216		216		17		17	
DIV. I NON-CONF.				3- 8		268		0- 0		196		313		256		256		17		17	
TOTALS				RPI 1-25		RPI 26-50		W-L RECORDS		RPI 51-100		RPI 101-999		RPI 201+							
10- 17				0- 1		0- 3		OVERALL		0- 0		10- 13		7- 4							
5- 6				0- 0		0- 1		HOME		0- 0		5- 5		3- 2							
4- 10				0- 1		0- 2		AWAY		0- 0		4- 7		4- 2							
1- 1				0- 0		0- 0		NEUTRAL		0- 0		1- 1		0- 0							
3- 8				0- 1		0- 1		NON-CONFERENCE		0- 0		3- 6		3- 4							
1- 3				0- 0		0- 0		HOME		0- 0		1- 3		1- 2							
2- 5				0- 1		0- 1		AWAY		0- 0		2- 3		2- 2							
0- 0				0- 0		0- 0		NEUTRAL		0- 0		0- 0		0- 0							
7- 9				0- 0		0- 2		CONFERENCE		0- 0		7- 7		4- 0							
4- 3				0- 0		0- 1		HOME		0- 0		4- 2		2- 0							
2- 5				0- 0		0- 1		AWAY		0- 0		2- 4		2- 0							
1- 1				0- 0		0- 0		NEUTRAL		0- 0		1- 1		0- 0							

RPI 1-25				RPI 26-50				RPI 51-100				RPI 101+				Team's RPI: 216	
RPI	S	Opponent	Score	RPI	S	Opponent	Score	RPI	S	Opponent	Score	RPI	S	Opponent	Score		
18	A	Duke	54 85	31	A	Virginia	50 68					107	A	Chattanooga	42 49		
				47	A	Mercer	57 80					107	H	Chattanooga	57 73		
				47	H	Mercer	54 57					107	N	Chattanooga	70 66		
												110	A	ETSU	52 60		
												110	H	ETSU	65 61		
												110	N	ETSU	52 54		
												136	A	Radford	53 56		
												160	A	Samford	48 56		
												160	H	Samford	53 60		
												190	A	Furman	54 55		
												190	H	Furman	76 74		
												194	H	High Point	72 81		
												213	A	Norfolk St.	63 64		
												220	A	Coastal Caro.	60 54		
												245	A	Presbyteria n	64 57		
												255	H	Campbel l	61 72		
												281	H	VCU	74 61		
												294	H	Murray St.	52 63		
												303	A	Wofford	81 75		
												303	H	Wofford	66 51		
												306	A	Western Caro.	88 67		
												306	H	Western Caro.	57 54		
												316	A	Eastern Ky.	59 70		
LAST 12 Division I GAMES:																	
110	N	ETSU	52 54	190	A	Furman	54 55										
107	N	Chattanooga	70 66	107	H	Chattanooga	57 73										
306	H	Western Caro.	57 54	110	H	ETSU	65 61										
47	H	Mercer	54 57	306	A	Western Caro.	88 67										
160	H	Samford	53 60	160	A	Samford	48 56										
303	A	Wofford	81 75	47	A	Mercer	57 80										

Non-Div I Games: Greensboro 82 34 Tuscul um 69 71 Lees-McRae 78 62 Southern Wesleyan 96 35 UNCG

Loss, Non-Conf, S Site, H Home A Away N Neutral

Average RPI Win: 260  
Average RPI Loss: 136

WON-LOST  
RECORD

WINNING  
PCT. RANK

LAST 10  
GAMES

STRENGTH OF  
SCHEDULE

OPP. STRENGTH  
OF SCHEDULE

TEAM  
RPI

ADJ.  
RPI

CONF.  
RPI

ADJ CONF.  
RPI

DIV. I ONLY	9- 18	257	4- 6	221	148	258	258	10	10
DIV. I NON-CONF.	5- 4	146	0- 0	333	239	231	231	12	12
TOTALS	RPI 1-25	RPI 26-50	W-L RECORDS	RPI 51-100	RPI 101-999	RPI 201+			
9- 18	0- 0	0- 4	OVERALL	0- 2	9- 12	7- 4			
5- 8	0- 0	0- 2	HOME	0- 1	5- 5	4- 2			
4- 10	0- 0	0- 2	AWAY	0- 1	4- 7	3- 2			
0- 0	0- 0	0- 0	NEUTRAL	0- 0	0- 0	0- 0			
5- 4	0- 0	0- 0	NON-CONFERENCE	0- 0	5- 4	4- 1			
4- 0	0- 0	0- 0	HOME	0- 0	4- 0	3- 0			
1- 4	0- 0	0- 0	AWAY	0- 0	1- 4	1- 1			
0- 0	0- 0	0- 0	NEUTRAL	0- 0	0- 0	0- 0			
4- 14	0- 0	0- 4	CONFERENCE	0- 2	4- 8	3- 3			
1- 8	0- 0	0- 2	HOME	0- 1	1- 5	1- 2			
3- 6	0- 0	0- 2	AWAY	0- 1	3- 3	2- 1			
0- 0	0- 0	0- 0	NEUTRAL	0- 0	0- 0	0- 0			

RPI 1-25				RPI 26-50				RPI 51-100				RPI 101+ Team's RPI: 258			
RPI	S	Opponent	Score	RPI	S	Opponent	Score	RPI	S	Opponent	Score	RPI	S	Opponent	Score
				44	A	Drexel	42 68	63	A	James Madison	48 65	115	A	North Carolina	60 86
				44	H	Drexel	40 58	63	H	James Madison	48 63	116	A	Delaware	62 80
				45	A	Elon	67 75					116	H	Delaware	49 82
				45	H	Elon	49 58					138	A	Northeastern	39 56
												138	H	Northeastern	47 54
												157	A	William & Mary	64 49
												157	H	William & Mary	53 66
												182	A	Pittsburgh	55 74
												190	A	Furman	71 76
												193	H	East Carolina	66 62
												220	A	Coastal Caro.	41 57
												243	A	Hofstra	59 55
												243	H	Hofstra	61 69
												262	A	Col. of Charleston	76 60
												262	H	Col. of Charleston	63 72
												272	A	Towson	71 72
												272	H	Towson	64 53
												281	H	VCU	83 67
												303	A	Wofford	65 60
												306	H	Georgia St.	74 62
												320	H	N. C. Central	89 63
LAST 12 Division I GAMES:															
				45	H	Elon	49 58	262	H	Col. of Charleston	63 72				
				272	H	Towson	64 53	243	A	Hofstra	59 55				
				262	A	Col. of Charleston	76 60	138	A	Northeastern	39 56				
				63	A	James Madison	48 65	116	A	Delaware	62 80				
				157	A	William & Mary	64 49	63	H	James Madison	48 63				
				44	H	Drexel	40 58	116	H	Delaware	49 82				

Non-Div I Games:

Catawba

74 59

UNC Pembroke

73 64

UNCW

Loss, Non-Conf, S Site, H Home A Away N Neutral

Average RPI Win:	242	WON-LOST	WINNING	LAST 10	STRENGTH OF	OPP. STRENGTH	TEAM	ADJ.	CONF.	ADJ CONF.
Average RPI Loss:	98	RECORD	PCT. RANK	GAMES	SCHEDULE	OF SCHEDULE	RPI	RPI	RPI	RPI
DIV. I ONLY	16- 12	127	8- 2	181	170	135	135	24	24	
DIV. I NON-CONF.	3- 7	254	0- 0	37	8	134	134	21	21	
-----										
TOTALS	RPI 1-25	RPI 26-50	W-L RECORDS	RPI 51-100	RPI 101-999	RPI 201+				
16- 12	0- 1	0- 3	OVERALL	2- 5	14- 3	12- 1				
8- 4	0- 1	0- 0	HOME	0- 3	8- 0	6- 0				
7- 8	0- 0	0- 3	AWAY	1- 2	6- 3	6- 1				
1- 0	0- 0	0- 0	NEUTRAL	1- 0	0- 0	0- 0				
3- 7	0- 1	0- 3	NON-CONFERENCE	2- 1	1- 2	0- 1				
1- 2	0- 1	0- 0	HOME	0- 1	1- 0	0- 0				
1- 5	0- 0	0- 3	AWAY	1- 0	0- 2	0- 1				
1- 0	0- 0	0- 0	NEUTRAL	1- 0	0- 0	0- 0				
13- 5	0- 0	0- 0	CONFERENCE	0- 4	13- 1	12- 0				
7- 2	0- 0	0- 0	HOME	0- 2	7- 0	6- 0				
6- 3	0- 0	0- 0	AWAY	0- 2	6- 1	6- 0				
0- 0	0- 0	0- 0	NEUTRAL	0- 0	0- 0	0- 0				

UNI

UNI

RPI 1-25				RPI 26-50				RPI 51-100				RPI 101+				Team's RPI: 135
RPI	S	Opponent	Score	RPI	S	Opponent	Score	RPI	S	Opponent	Score	RPI	S	Opponent	Score	
22	H	Iowa	47 71	27	A	South Dakota St.	47 57	69	N	Wyoming	55 40	108	H	Iowa St.	57 53	
				46	A	UCF	43 53	71	A	Drake	64 81	171	A	Southern Ill.	53 60	
				48	A	Creighton	78 89	71	H	Drake	67 72	171	H	Southern Ill.	71 63	
								80	H	IUPUI	48 54	200	A	North Dakota	72 80	
								91	A	Kansas St.	72 71	242	A	Illinois St.	58 36	
								96	A	Missouri St.	52 62	242	H	Illinois St.	66 48	
								96	H	Missouri St.	52 57	244	A	Omaha	74 78	
												259	A	Indiana St.	56 46	
												259	H	Indiana St.	59 53	
												267	A	Bradley	51 40	
												267	H	Bradley	63 50	
												298	A	Valparaiso	76 53	
												298	H	Valparaiso	77 56	
												304	A	Loyola Chicago	64 39	
												304	H	Loyola Chicago	70 41	
												349	A	Evansville	85 60	
												349	H	Evansville	65 41	
-----																
LAST 12 Division I GAMES:																
304	A	Loyola Chicago	64 39	259	A	Indiana St.	56 46	171	H	Southern Ill.	71 63	96	H	Missouri St.	52 57	
298	A	Valparaiso	76 53	71	A	Drake	64 81	242	A	Illinois St.	58 36	267	H	Bradley	51 40	
267	H	Bradley	63 50	71	H	Drake	67 72	267	A	Bradley	51 40	242	A	Illinois St.	66 48	
242	H	Illinois St.	66 48	71	H	Drake	67 72	71	A	Kansas St.	72 71	242	H	Illinois St.	66 48	
71	H	Drake	67 72	349	A	Evansville	85 60	71	A	Drake	64 81	244	A	Omaha	74 78	
349	A	Evansville	85 60													

Non-Div I Games: Wis.-Parkside 92 62

UNI





Average RPI Win:	297	WON-LOST	WINNING	LAST 10	STRENGTH OF	OPP. STRENGTH	TEAM	ADJ.	CONF.	ADJ CONF.
Average RPI Loss:	177	RECORD	PCT. RANK	GAMES	SCHEDULE	OF SCHEDULE	RPI	RPI	RPI	RPI
DIV. I ONLY	8- 19	277	5- 5	260	296	302	302	23	23	
DIV. I NON-CONF.	2- 10	300	0- 0	235	335	332	332	22	22	
-----										
TOTALS	RPI 1-25	RPI 26-50	W-L RECORDS	RPI 51-100	RPI 101-999	RPI 201+				
8- 19	0- 0	0- 0	OVERALL	0- 6	8- 13	7- 9				
6- 7	0- 0	0- 0	HOME	0- 2	6- 5	5- 4				
2- 12	0- 0	0- 0	AWAY	0- 4	2- 8	2- 5				
0- 0	0- 0	0- 0	NEUTRAL	0- 0	0- 0	0- 0				
2- 10	0- 0	0- 0	NON-CONFERENCE	0- 2	2- 8	2- 5				
2- 4	0- 0	0- 0	HOME	0- 0	2- 4	2- 3				
0- 6	0- 0	0- 0	AWAY	0- 2	0- 4	0- 2				
0- 0	0- 0	0- 0	NEUTRAL	0- 0	0- 0	0- 0				
6- 9	0- 0	0- 0	CONFERENCE	0- 4	6- 5	5- 4				
4- 3	0- 0	0- 0	HOME	0- 2	4- 1	3- 1				
2- 6	0- 0	0- 0	AWAY	0- 2	2- 4	2- 3				
0- 0	0- 0	0- 0	NEUTRAL	0- 0	0- 0	0- 0				

RPI 1-25				RPI 26-50				RPI 51-100				RPI 101+				Team's RPI: 302
RPI	S	Opponent	Score	RPI	S	Opponent	Score	RPI	S	Opponent	Score	RPI	S	Opponent	Score	
								51	A	FGCU	60 93	157	A	William & Mary	63 83	
								51	H	FGCU	44 88	190	H	Furman	59 80	
								58	A	Oklahoma St.	71 108	193	A	East Carolina	53 66	
								67	A	Virginia Tech	56 87	199	A	Stetson	61 62	
								98	A	Jacksonville	49 65	199	H	Stetson	69 64	
								98	H	Jacksonville	45 71	224	H	UNC Asheville	70 76	
												229	A	Gardner-Webb	39 60	
												241	A	North Florida	61 79	
												241	H	North Florida	61 65	
												244	H	Omaha	66 69	
												245	H	Presbyterian	69 83	
												255	A	Campbell	49 69	
												261	A	Lipscomb	78 97	
												261	A	Lipscomb	53 95	
												261	H	Lipscomb	80 64	
												300	A	Kennesaw St.	70 64	
												300	H	Kennesaw St.	65 61	
												318	H	South Carolina St.	63 44	
												320	H	N.C. Central	66 61	
												339	A	NJIT	95 57	
												339	H	NJIT	74 67	
-----																
LAST 12 Division I GAMES:																
				261	A	Lipscomb	53 95	261	H	Lipscomb	80 64					
				339	H	NJIT	74 67	300	A	Kennesaw St.	70 64					
				241	A	North Florida	61 79	261	A	Lipscomb	78 97					
				98	A	Jacksonville	49 65	300	H	Kennesaw St.	65 61					
				199	H	Stetson	69 64	98	H	Jacksonville	45 71					
				51	H	FGCU	44 88	241	H	North Florida	61 65					

Non-Div I Games: Brevard 109 39 Converse 71 51 Bob Jones 79 45

USC Upstate

Loss, Non-Conf, S Site, H Home A Away N Neutral

Average RPI Win:	236	WON-LOST	WINNING	LAST 10	STRENGTH OF	OPP. STRENGTH	TEAM	ADJ.	CONF.	ADJ CONF.
Average RPI Loss:	151	RECORD	PCT. RANK	GAMES	SCHEDULE	OF SCHEDULE	RPI	RPI	RPI	RPI
DIV. I ONLY	18- 11	101	8- 2	313	174	167	167	22	22	
DIV. I NON-CONF.	6- 5	153	0- 0	245	49	174	174	23	23	
-----										
TOTALS	RPI 1-25	RPI 26-50	W-L RECORDS	RPI 51-100	RPI 101-999	RPI 201+				
18- 11	0- 0	0- 0	OVERALL	0- 4	18- 7	11- 3				
13- 2	0- 0	0- 0	HOME	0- 1	13- 1	7- 0				
5- 9	0- 0	0- 0	AWAY	0- 3	5- 6	4- 3				
0- 0	0- 0	0- 0	NEUTRAL	0- 0	0- 0	0- 0				
6- 5	0- 0	0- 0	NON-CONFERENCE	0- 3	6- 2	3- 0				
5- 1	0- 0	0- 0	HOME	0- 1	5- 0	2- 0				
1- 4	0- 0	0- 0	AWAY	0- 2	1- 2	1- 0				
0- 0	0- 0	0- 0	NEUTRAL	0- 0	0- 0	0- 0				
12- 6	0- 0	0- 0	CONFERENCE	0- 1	12- 5	8- 3				
8- 1	0- 0	0- 0	HOME	0- 0	8- 1	5- 0				
4- 5	0- 0	0- 0	AWAY	0- 1	4- 4	3- 3				
0- 0	0- 0	0- 0	NEUTRAL	0- 0	0- 0	0- 0				

RPI 1-25				RPI 26-50				RPI 51-100				RPI 101+				Team's RPI: 167
RPI	S	Opponent	Score	RPI	S	Opponent	Score	RPI	S	Opponent	Score	RPI	S	Opponent	Score	
								68	A	Georgi a Tech	52 80	112	A	Utah	41 71	
								78	H	Houston	58 62	129	H	San Francisco	56 54	
								91	A	Kansas St.	56 70	137	A	Texas St.	58 75	
								95	A	Little Rock	57 59	137	H	Texas St.	61 59	
												142	H	Fresno St.	67 54	
												146	A	Arkansas	57 91	
												168	H	South Ala.	63 76	
												169	A	Louis i ana	38 34	
												169	H	Loui si ana	63 61	
												172	H	Oral Roberts	70 46	
												179	H	Troy	76 57	
												214	H	SMU	58 55	
												219	A	Arkansas St.	80 85	
												220	A	Coastal Caro.	76 89	
												220	H	Coastal Caro.	65 63	
												260	A	Appal achi an St.	64 60	
												260	H	Appal achi an St.	49 48	
												266	A	UTSA	69 68	
												306	A	Georgi a St.	81 76	
												306	H	Georgi a St.	62 57	
												313	H	Incar nate Word	61 48	
												327	A	Ga. Southern	68 73	
												327	H	Ga. Southern	70 49	
												338	A	La. -Monroe	80 53	
												338	H	La. -Monroe	70 61	
-----																
LAST 12 Division I GAMES:																
				137	A	Texas St.	58 75	220	H	Coastal Caro.	65 63					
				306	H	Georgi a St.	62 57	260	H	Appal achi an St.	49 48					
				327	H	Ga. Southern	70 49	327	A	Ga. Southern	68 73					
				169	A	Loui si ana	38 34	306	A	Georgi a St.	81 76					
				338	A	La. -Monroe	80 53	338	H	La. -Monroe	70 61					
				137	H	Texas St.	61 59	169	H	Loui si ana	63 61					

Non-Div I Games:

UT Arlington

Average RPI Win:	262	WON-LOST	WINNING	LAST 10	STRENGTH OF	OPP. STRENGTH	TEAM	ADJ.	CONF.	ADJ CONF.
Average RPI Loss:	133	RECORD	PCT. RANK	GAMES	SCHEDULE	OF SCHEDULE	RPI	RPI	RPI	RPI
DIV. I ONLY	17- 14	147	8- 2	184	257	159	159	25	25	
DIV. I NON-CONF.	2- 8	290	0- 0	93	89	260	260	27	27	
-----										
TOTALS	RPI 1-25	RPI 26-50	W-L RECORDS	RPI 51-100	RPI 101-999	RPI 201+				
17- 14	0- 1	0- 0	OVERALL	0- 4	17- 9	13- 2				
9- 3	0- 0	0- 0	HOME	0- 1	9- 2	7- 0				
6- 8	0- 1	0- 0	AWAY	0- 1	6- 6	5- 2				
2- 3	0- 0	0- 0	NEUTRAL	0- 2	2- 1	1- 0				
2- 8	0- 1	0- 0	NON-CONFERENCE	0- 2	2- 5	1- 1				
2- 1	0- 0	0- 0	HOME	0- 0	2- 1	1- 0				
0- 5	0- 1	0- 0	AWAY	0- 1	0- 3	0- 1				
0- 2	0- 0	0- 0	NEUTRAL	0- 1	0- 1	0- 0				
15- 6	0- 0	0- 0	CONFERENCE	0- 2	15- 4	12- 1				
7- 2	0- 0	0- 0	HOME	0- 1	7- 1	6- 0				
6- 3	0- 0	0- 0	AWAY	0- 0	6- 3	5- 1				
2- 1	0- 0	0- 0	NEUTRAL	0- 1	2- 0	1- 0				

RPI 1-25				RPI 26-50				RPI 51-100				RPI 101+ Team's RPI: 159			
RPI	S	Opponent	Score	RPI	S	Opponent	Score	RPI	S	Opponent	Score	RPI	S	Opponent	Score
3	A	Louisville	56 91					57	H	Belmont	63 65	107	A	Chattanooga	82 87
								57	N	Belmont	56 63	140	N	Eastern Wash.	58 61
								61	A	Purdue	58 60	162	A	Jacksonville St.	61 57
								77	N	Saint Mary's (CA)	58 69	163	A	SIUE	70 73
												163	H	SIUE	72 64
												163	N	SIUE	69 67
												165	H	N.C. A&T	76 63
												171	A	Southern Ill.	72 84
												173	H	Northwestern	63 71
												191	A	Morehead St.	75 88
												191	H	Morehead St.	76 81
												219	A	Arkansas St.	73 84
												232	A	Southeast Mo. St.	69 68
												232	H	Southeast Mo. St.	72 65
												232	N	Southeast Mo. St.	63 60
												248	A	Austin Peay	62 69
												248	H	Austin Peay	100 66
												294	A	Murray St.	97 80
												294	H	Murray St.	85 67
												306	H	Western Caro.	62 54
												312	A	Tennessee Tech	67 51
												316	A	Eastern Ky.	72 54
												316	H	Eastern Ky.	77 49
												330	H	Tennessee St.	80 68
												345	A	Eastern Ill.	72 44
												345	H	Eastern Ill.	85 57
-----															
				LAST 12 Division I GAMES:											
				57	N	Belmont	56 63	163	H	SIUE	72 64				
				163	N	SIUE	69 67	232	H	Southeast Mo. St.	72 65				
				232	N	Southeast Mo. St.	63 60	316	A	Eastern Ky.	72 54				
				232	A	Southeast Mo. St.	69 68	294	H	Murray St.	85 67				
				191	A	Morehead St.	75 88	248	H	Austin Peay	100 66				
				345	H	Eastern Ill.	85 57	312	A	Tennessee Tech	67 51				

Non-Div I Games: Rhodes 90 49 Ala.-Huntsville 104 73

UT Martin

Loss, Non-Conf, S Site, H Home A Away N Neutral

U  
T  
E  
P

UTEP				Through Games Of March 6, 2018											
Average RPI Win: 222		WON-LOST RECORD		WINNING PCT. RANK		LAST 10 GAMES		STRENGTH OF SCHEDULE		OPP. STRENGTH OF SCHEDULE		TEAM RPI	ADJ. RPI	CONF. RPI	ADJ CONF. RPI
DIV. I ONLY		16- 13		141		4- 6		221		242		176	176	18	18
DIV. I NON-CONF.		9- 4		82		0- 0		213		323		111	111	19	19
TOTALS		RPI 1-25		RPI 26-50		W-L RECORDS		RPI 51-100		RPI 101-999		RPI 201+			
16- 13		0- 0		0- 0		OVERALL		1- 2		15- 11		11- 7			
9- 5		0- 0		0- 0		HOME		1- 2		8- 3		6- 1			
5- 8		0- 0		0- 0		AWAY		0- 0		5- 8		5- 6			
2- 0		0- 0		0- 0		NEUTRAL		0- 0		2- 0		0- 0			
9- 4		0- 0		0- 0		NON-CONFERENCE		0- 1		9- 3		6- 2			
5- 1		0- 0		0- 0		HOME		0- 1		5- 0		4- 0			
2- 3		0- 0		0- 0		AWAY		0- 0		2- 3		2- 2			
2- 0		0- 0		0- 0		NEUTRAL		0- 0		2- 0		0- 0			
7- 9		0- 0		0- 0		CONFERENCE		1- 1		6- 8		5- 5			
4- 4		0- 0		0- 0		HOME		1- 1		3- 3		2- 1			
3- 5		0- 0		0- 0		AWAY		0- 0		3- 5		3- 4			
0- 0		0- 0		0- 0		NEUTRAL		0- 0		0- 0		0- 0			
RPI 1-25				RPI 26-50				RPI 51-100				RPI 101+ Team's RPI: 176			
RPI	S	Opponent	Score	RPI	S	Opponent	Score	RPI	S	Opponent	Score	RPI	S	Opponent	Score
								56	H	Western Ky.	80 75	102	H	Middle Tenn.	45 54
								79	H	UAB	64 84	106	A	Rice	42 56
								87	H	New Mexi co	35 59	122	A	Tul ane	56 67
												123	H	Loui si ana Tech	62 65
												146	H	Arkansas	64 61
												154	H	Charlotte	67 58
												160	N	Samford	46 33
												193	N	East Carol ina	93 79
												205	A	Southern Mi ss.	53 60
												209	A	New Mexi co St.	68 76
												210	H	CSU Bakersfi eld	67 56
												218	H	Texas Southern	65 55
												219	A	Arkansas St.	73 76
												223	A	Fla. Atlantic	66 72
												223	H	Fla. Atlantic	75 70
												225	H	A&M-Corpus Christi	69 49
												227	A	North Texas	50 48
												246	A	UC Ri versi de	73 62
												266	A	UTSA	66 53
												266	H	UTSA	55 58
												282	A	Ol d Domi ni on	52 56
												299	A	FIU	77 76
												299	H	FIU	86 70
												309	A	Marshall	64 66
LAST 12 Division I GAMES:															
								56	H	Western Ky.	80 75	123	H	Loui si ana Tech	62 65
								299	H	FIU	86 70	266	A	UTSA	66 53
								205	A	Southern Mi ss.	53 60	79	H	UAB	64 84
								266	H	UTSA	55 58	227	A	North Texas	50 48
								282	A	Ol d Domi ni on	52 56	106	A	Ri ce	42 56
								309	A	Marshall	64 66	223	H	Fla. Atlantic	75 70

U  
T  
E  
P

Non-Div I Games:

UTEP

Loss, Non-Conf, S Site, H Home A Away N Neutral

Average RPI Win:	285	WON-LOST	WINNING	LAST 10	STRENGTH OF	OPP. STRENGTH	TEAM	ADJ.	CONF.	ADJ CONF.
Average RPI Loss:	215	RECORD	PCT. RANK	GAMES	SCHEDULE	OF SCHEDULE	RPI	RPI	RPI	RPI
DIV. I ONLY	11- 15	220	4- 6	342	325	308	308	31	31	
DIV. I NON-CONF.	7- 5	132	0- 0	310	279	225	225	31	31	
-----										
TOTALS	RPI 1-25	RPI 26-50	W-L RECORDS	RPI 51-100	RPI 101-999	RPI 201+				
11- 15	0- 0	0- 1	OVERALL	0- 1	11- 13	11- 13				
9- 5	0- 0	0- 1	HOME	0- 0	9- 4	9- 4				
2- 10	0- 0	0- 0	AWAY	0- 1	2- 9	2- 9				
0- 0	0- 0	0- 0	NEUTRAL	0- 0	0- 0	0- 0				
7- 5	0- 0	0- 1	NON-CONFERENCE	0- 1	7- 3	7- 3				
6- 1	0- 0	0- 1	HOME	0- 0	6- 0	6- 0				
1- 4	0- 0	0- 0	AWAY	0- 1	1- 3	1- 3				
0- 0	0- 0	0- 0	NEUTRAL	0- 0	0- 0	0- 0				
4- 10	0- 0	0- 0	CONFERENCE	0- 0	4- 10	4- 10				
3- 4	0- 0	0- 0	HOME	0- 0	3- 4	3- 4				
1- 6	0- 0	0- 0	AWAY	0- 0	1- 6	1- 6				
0- 0	0- 0	0- 0	NEUTRAL	0- 0	0- 0	0- 0				

RPI	S	Opponent	Score	RPI	S	Opponent	Score	RPI	S	Opponent	Score	RPI	S	Opponent	Score
49	H	Southern California	64 71	58	A	Oklahoma St.	38 80	203	A	Wisconsin	54 82	209	A	New Mexico St.	56 72
								209	H	New Mexico St.	77 79	210	A	CSU Bakersfield	30 71
								210	H	CSU Bakersfield	64 67	217	A	Seattle U	56 64
								217	H	Seattle U	69 67	225	A	A&M-Corpus Christi	41 71
								225	H	A&M-Corpus Christi	56 53	236	H	Prairie View	78 62
								249	A	Grand Canyon	58 59	249	H	Grand Canyon	59 65
								251	A	Texas Tech	64 80	266	H	UTSA	70 58
								276	H	Massachusetts	67 59	279	A	UMKC	59 79
								279	H	UMKC	52 54	284	A	North Dakota St.	82 79
								285	H	Canisius	63 46	322	A	Utah Valley	60 69
								322	H	Utah Valley	71 64	337	H	Florida A&M	51 38
								346	A	Chicago St.	69 62	346	H	Chicago St.	81 44
LAST 12 Division I GAMES:															
209	A	New Mexico St.	56 72	249	A	Grand Canyon	58 59								
346	A	Chicago St.	69 62	209	H	New Mexico St.	77 79								
279	A	UMKC	59 79	346	H	Chicago St.	81 44								
322	H	Utah Valley	71 64	217	A	Seattle U	56 64								
217	H	Seattle U	69 67	322	A	Utah Valley	60 69								
210	A	CSU Bakersfield	30 71	249	H	Grand Canyon	59 65								

Non-Div I Games: Texas Lutheran 78 43 Concordia (TX) 67 49 Trinity (TX) 62 57

UTRGV

Loss, Non-Conf, S Site, H Home A Away N Neutral

U  
T  
S  
A

U  
T  
S  
A

UTSA

Page 319

Average RPI Win:	179	WON-LOST	WINNING	LAST 10	STRENGTH OF	OPP. STRENGTH	TEAM	ADJ.	CONF.	ADJ CONF.
Average RPI Loss:	62	RECORD	PCT. RANK	GAMES	SCHEDULE	OF SCHEDULE	RPI	RPI	RPI	RPI
DIV. I ONLY	17- 13	130	3- 7	127	61	112	112	5	5	
DIV. I NON-CONF.	9- 2	33	0- 0	176	191	49	49	3	3	
-----										
TOTALS	RPI 1-25	RPI 26-50	W-L RECORDS	RPI 51-100	RPI 101-999	RPI 201+				
17- 13	0- 4	0- 4	OVERALL	3- 2	14- 3	5- 0				
10- 6	0- 2	0- 2	HOME	2- 1	8- 1	3- 0				
7- 6	0- 2	0- 2	AWAY	1- 1	6- 1	2- 0				
0- 1	0- 0	0- 0	NEUTRAL	0- 0	0- 1	0- 0				
9- 2	0- 0	0- 0	NON-CONFERENCE	2- 1	7- 1	3- 0				
7- 0	0- 0	0- 0	HOME	2- 0	5- 0	2- 0				
2- 2	0- 0	0- 0	AWAY	0- 1	2- 1	1- 0				
0- 0	0- 0	0- 0	NEUTRAL	0- 0	0- 0	0- 0				
8- 11	0- 4	0- 4	CONFERENCE	1- 1	7- 2	2- 0				
3- 6	0- 2	0- 2	HOME	0- 1	3- 1	1- 0				
5- 4	0- 2	0- 2	AWAY	1- 0	4- 0	1- 0				
0- 1	0- 0	0- 0	NEUTRAL	0- 0	0- 1	0- 0				

RPI 1-25				RPI 26-50				RPI 51-100				RPI 101+				Team's RPI: 112
RPI	S	Opponent	Score	RPI	S	Opponent	Score	RPI	S	Opponent	Score	RPI	S	Opponent	Score	
7	H	Oregon	68 84	42	H	Oregon St.	58 69	54	A	Arizona St.	58 56	113	A	Washington St.	81 79	
10	A	UCLA	71 78	43	A	Cal i forn i a	73 84	54	H	Arizona St.	81 83	113	H	Washington St.	54 50	
10	H	UCLA	74 81	49	A	Southern Cal i forn i a	52 53	61	H	Purdue	81 68	143	A	Colorado	78 74	
13	A	Stanford	49 70	49	H	Southern Cal i forn i a	47 58	77	H	Saint Mary's (CA)	74 63	143	H	Colorado	65 69	
								94	A	Al abama	60 65	143	N	Colorado	56 66	
												145	A	Weber St.	85 58	
												155	A	BYU	68 77	
												167	H	UT Ar lington	71 41	
												172	H	Oral Roberts	71 50	
												180	H	Nevada	87 61	
												201	A	Washi ngton	74 65	
												201	H	Washi ngton	81 46	
												239	H	Pepperdi ne	89 65	
												278	A	Ari zona	80 56	
												278	H	Ari zona	89 55	
												313	H	Incarnate Word	90 31	
												314	A	Utah St.	79 44	
-----																
LAST 12 Di v i s i o n I GAMES:																
143	N	Colorado	56 66	13	A	Stanford	49 70	143	A	Colorado	78 74	143	H	Colorado	65 69	
10	A	UCLA	71 78	49	A	Southern Cal i forn i a	52 53	7	H	Oregon	68 84	42	H	Oregon St.	58 69	
201	H	Washington	81 46	113	H	Washington St.	54 50	278	A	Ari zona	80 56					
43	A	Cal i forn i a	73 84													

Non-Di v I Games:

Utah



Average RPI Win: 219

Average RPI Loss: 167

WON-LOST  
RECORDWINNING  
PCT. RANKLAST 10  
GAMESSTRENGTH OF  
SCHEDULEOPP. STRENGTH  
OF SCHEDULETEAM  
RPIADJ.  
RPICONF.  
RPIADJ CONF.  
RPIDIV. I ONLY  
DIV. I NON-CONF.6- 23  
1- 9315  
3183- 7  
0- 0225  
248168  
318314  
329314  
32916  
1416  
14

TOTALS

RPI 1-25

RPI 26-50

W-L RECORDS

RPI 51-100

RPI 101-999

RPI 201+

6- 23

0- 0

0- 1

OVERALL

0- 6

6- 16

3- 7

5- 7

0- 0

0- 0

HOME

0- 3

5- 4

3- 1

1- 13

0- 0

0- 0

AWAY

0- 3

1- 10

0- 4

0- 3

0- 0

0- 1

NEUTRAL

0- 0

0- 2

0- 2

1- 9

0- 0

0- 1

NON-CONFERENCE

0- 0

1- 8

0- 4

0- 3

0- 0

0- 0

HOME

0- 0

0- 3

0- 1

1- 4

0- 0

0- 0

AWAY

0- 0

1- 4

0- 2

0- 2

0- 0

0- 1

NEUTRAL

0- 0

0- 1

0- 1

5- 14

0- 0

0- 0

CONFERENCE

0- 6

5- 8

3- 3

5- 4

0- 0

0- 0

HOME

0- 3

5- 1

3- 0

0- 9

0- 0

0- 0

AWAY

0- 3

0- 6

0- 2

0- 1

0- 0

0- 0

NEUTRAL

0- 0

0- 1

0- 1

RPI 1-25

RPI 26-50

RPI 51-100

RPI 101+

Team's RPI: 314

RPI S Opponent Score

RPI S Opponent Score

RPI S Opponent Score

RPI S Opponent Score

42 N Oregon St. 55 94

69 A Wyoming 44 61

103 A Colorado St. 45 56

69 H Wyoming 46 64

112 H Utah 44 79

87 A New Mexico 47 80

133 A Boise St. 60 68

87 H New Mexico 50 74

133 H Boise St. 42 64

92 A UNLV 58 68

142 A Fresno St. 56 57

92 H UNLV 54 63

142 H Fresno St. 60 52

153 A Idaho St. 44 64

155 A BYU 76 69

177 H Denver 72 74

180 A Nevada 78 85

180 H Nevada 79 57

186 A UC Irvine 84 87

204 N Montana St. 52 64

271 H San Diego St. 62 58

278 H Arizona 49 65

280 A San Jose St. 66 79

280 H San Jose St. 86 78

288 A Air Force 50 57

288 H Air Force 57 55

288 N Air Force 54 68

322 A Utah Valley 43 61

328 A Southern Utah 67 70

LAST 12 Division I GAMES:

288 N Air Force 54 68 133 A Boise St. 60 68

92 A UNLV 58 68 69 H Wyoming 46 64

280 H San Jose St. 86 78 87 A New Mexico 47 80

288 H Air Force 57 55 142 H Fresno St. 60 52

180 A Nevada 78 85 288 A Air Force 50 57

87 H New Mexico 50 74 69 A Wyoming 44 61

Utah St.

Average RPI Win:	281	WON-LOST	WINNING	LAST 10	STRENGTH OF	OPP. STRENGTH	TEAM	ADJ.	CONF.	ADJ CONF.
Average RPI Loss:	215	RECORD	PCT. RANK	GAMES	SCHEDULE	OF SCHEDULE	RPI	RPI	RPI	RPI
DIV. I ONLY	9- 18	257	2- 8	336	327	322	322	31	31	
DIV. I NON-CONF.	4- 9	249	0- 0	298	285	317	317	31	31	
-----										
TOTALS	RPI 1-25	RPI 26-50	W-L RECORDS	RPI 51-100	RPI 101-999	RPI 201+				
9- 18	0- 0	0- 1	OVERALL	0- 0	9- 17	8- 12				
7- 6	0- 0	0- 0	HOME	0- 0	7- 6	6- 5				
2- 12	0- 0	0- 0	AWAY	0- 0	2- 1	2- 1				
0- 0	0- 0	0- 0	NEUTRAL	0- 0	0- 0	0- 0				
4- 9	0- 0	0- 1	NON-CONFERENCE	0- 0	4- 8	3- 3				
4- 2	0- 0	0- 0	HOME	0- 0	4- 2	3- 1				
0- 7	0- 0	0- 1	AWAY	0- 0	0- 6	0- 2				
0- 0	0- 0	0- 0	NEUTRAL	0- 0	0- 0	0- 0				
5- 9	0- 0	0- 0	CONFERENCE	0- 0	5- 9	5- 9				
3- 4	0- 0	0- 0	HOME	0- 0	3- 4	3- 4				
2- 5	0- 0	0- 0	AWAY	0- 0	2- 5	2- 5				
0- 0	0- 0	0- 0	NEUTRAL	0- 0	0- 0	0- 0				

RPI 1-25				RPI 26-50				RPI 51-100				RPI 101+ Team's RPI: 322			
RPI	S	Opponent	Score	RPI	S	Opponent	Score	RPI	S	Opponent	Score	RPI	S	Opponent	Score
				42	A	Oregon St.	41 98					139	H	Cal Poly	89 70
												140	A	Eastern Wash.	41 61
												145	A	Weber St.	57 75
												153	H	Idaho St.	58 70
												155	A	BYU	54 75
												177	A	Denver	53 72
												209	A	New Mexico St.	51 59
												209	H	New Mexico St.	72 82
												210	A	CSU Bakersfield	58 63
												210	H	CSU Bakersfield	60 64
												217	A	Seattle U	53 83
												217	H	Seattle U	75 77
												239	A	Pepperdine	44 71
												249	A	Grand Canyon	61 81
												249	H	Grand Canyon	84 64
												279	A	UMKC	66 59
												279	H	UMKC	68 65
												288	H	Air Force	59 56
												308	A	UTRGV	64 71
												308	H	UTRGV	69 60
												314	H	Utah St.	61 43
												317	A	Portland	64 71
												319	H	Cal St. Fullerton	36 73
												328	H	Southern Utah	69 61
												346	A	Chicago St.	68 30
												346	H	Chicago St.	74 84
-----															
LAST 12 Division I GAMES:															
				217	A	Seattle U	53 83	346	H	Chicago St.	74 84				
				249	H	Grand Canyon	84 64	217	H	Seattle U	75 77				
				210	H	CSU Bakersfield	60 64	249	A	Grand Canyon	61 81				
				308	A	UTRGV	64 71	209	H	New Mexico St.	72 82				
				209	A	New Mexico St.	51 59	308	H	UTRGV	69 60				
				279	H	UMKC	68 65	346	A	Chicago St.	68 30				

Non-Div I Games: Antelope Valley 78 54 Dixie St. 72 63

Utah Valley

Average RPI Win:	250	WON-LOST	WINNING	LAST 10	STRENGTH OF	OPP. STRENGTH	TEAM	ADJ.	CONF.	ADJ CONF.
Average RPI Loss:	145	RECORD	PCT. RANK	GAMES	SCHEDULE	OF SCHEDULE	RPI	RPI	RPI	RPI
DIV. I ONLY	7- 22	299	3- 7	153	187	281	281	13	13	
DIV. I NON-CONF.	3- 9	280	0- 0	203	282	281	281	10	10	
-----										
TOTALS	RPI 1-25	RPI 26-50	W-L RECORDS	RPI 51-100	RPI 101-999	RPI 201+				
7- 22	0- 0	0- 3	OVERALL	0- 6	7- 13	5- 6				
5- 7	0- 0	0- 0	HOME	0- 4	5- 3	3- 1				
1- 13	0- 0	0- 0	AWAY	0- 0	1- 1	1- 0				
1- 2	0- 0	0- 1	NEUTRAL	0- 1	1- 0	1- 0				
3- 9	0- 0	0- 2	NON-CONFERENCE	0- 2	3- 5	3- 4				
2- 2	0- 0	0- 0	HOME	0- 1	2- 1	2- 1				
0- 5	0- 0	0- 1	AWAY	0- 0	0- 4	0- 3				
1- 2	0- 0	0- 1	NEUTRAL	0- 1	1- 0	1- 0				
4- 13	0- 0	0- 1	CONFERENCE	0- 4	4- 8	2- 2				
3- 5	0- 0	0- 0	HOME	0- 3	3- 2	1- 0				
1- 8	0- 0	0- 1	AWAY	0- 1	1- 6	1- 2				
0- 0	0- 0	0- 0	NEUTRAL	0- 0	0- 0	0- 0				

RPI 1-25				RPI 26-50				RPI 51-100				RPI 101+				Team's RPI: 281
RPI	S	Opponent	Score	RPI	S	Opponent	Score	RPI	S	Opponent	Score	RPI	S	Opponent	Score	
33	A	Dayton	64 74	64				62	N	Penn	52 82	109	H	George Mason	42 65	
41	A	Minnesota	63 108	63				73	A	Duquesne	71 80	119	H	Saint Louis	88 84	
47	N	Mercer	54 70	54				73	H	Duquesne	51 70	134	A	Saint Joseph's	63 72	
								75	H	George Washington	39 61	134	A	Saint Joseph's	41 79	
								84	H	Fordham	54 64	134	H	Saint Joseph's	56 54	
								97	H	Georgetown	59 71	136	A	Radford	62 79	
												184	A	Davison	63 69	
												195	A	Richmond	54 59	
												195	H	Richmond	68 77	
												213	H	Norfolk St.	52 66	
												216	A	UNCG	61 74	
												247	A	La Salle	57 62	
												257	H	St. Bonaventure	77 75	
												258	A	UNCW	67 83	
												276	A	Massachusetts	75 79	
												282	H	Old Dominion	68 39	
												301	N	Long Beach St.	69 59	
												306	A	Georgia St.	56 61	
												321	H	Coppin St.	62 47	
												334	A	Rhode Island	61 49	
LAST 12 Division I GAMES:																
134	A	Saint Joseph's	63 72	73	A	Duquesne	71 80									
184	A	Davison	63 69	33	A	Dayton	64 74									
119	H	Saint Louis	88 84	134	H	Saint Joseph's	56 54									
195	A	Richmond	54 59	195	H	Richmond	68 77									
109	H	George Mason	42 65	247	A	La Salle	57 62									
257	H	St. Bonaventure	77 75	276	A	Massachusetts	75 79									

Non-Div I Games:

VCU

Average RPI Win:	316	WON-LOST	WINNING	LAST 10	STRENGTH OF	OPP. STRENGTH	TEAM	ADJ.	CONF.	ADJ CONF.
Average RPI Loss:	157	RECORD	PCT. RANK	GAMES	SCHEDULE	OF SCHEDULE	RPI	RPI	RPI	RPI
DIV. I ONLY	10- 17	240	2- 8	337	252	298	298	24	24	
DIV. I NON-CONF.	5- 4	146	0- 0	340	278	228	228	21	21	
-----										
TOTALS	RPI 1-25	RPI 26-50	W-L RECORDS	RPI 51-100	RPI 101-999	RPI 201+				
10- 17	0- 0	0- 0	OVERALL	0- 7	10- 10	10- 6				
6- 6	0- 0	0- 0	HOME	0- 2	6- 4	6- 2				
4- 11	0- 0	0- 0	AWAY	0- 0	4- 0	4- 0				
0- 0	0- 0	0- 0	NEUTRAL	0- 0	0- 0	0- 0				
5- 4	0- 0	0- 0	NON-CONFERENCE	0- 3	5- 1	5- 1				
3- 0	0- 0	0- 0	HOME	0- 0	3- 0	3- 0				
2- 4	0- 0	0- 0	AWAY	0- 3	2- 1	2- 1				
0- 0	0- 0	0- 0	NEUTRAL	0- 0	0- 0	0- 0				
5- 13	0- 0	0- 0	CONFERENCE	0- 4	5- 9	5- 5				
3- 6	0- 0	0- 0	HOME	0- 2	3- 4	3- 2				
2- 7	0- 0	0- 0	AWAY	0- 2	2- 5	2- 3				
0- 0	0- 0	0- 0	NEUTRAL	0- 0	0- 0	0- 0				

RPI 1-25				RPI 26-50				RPI 51-100				RPI 101+ Team's RPI: 298			
RPI	S	Opponent	Score	RPI	S	Opponent	Score	RPI	S	Opponent	Score	RPI	S	Opponent	Score
								61	A	Purdue	49 95	135	A	UNI	56 77
								71	A	Drake	50 86	135	H	UNI	53 76
								71	H	Drake	53 85	171	A	Southern Ill.	63 74
								81	A	Miami (OH)	68 77	171	H	Southern Ill.	86 88
								88	A	Liberty	40 61	206	A	Bowling Green	77 90
								96	A	Missouri St.	60 83	242	A	Illinois St.	55 63
								96	H	Missouri St.	60 66	242	H	Illinois St.	56 50
												249	H	Grand Canyon	80 75
												259	A	Indiana St.	46 64
												259	H	Indiana St.	54 67
												267	A	Bradley	58 69
												267	H	Bradley	69 88
												304	A	Loyola Chicago	63 53
												304	H	Loyola Chicago	76 60
												325	H	Fort Wayne	68 50
												343	A	Longwood	81 68
												345	A	Eastern Ill.	76 67
												346	H	Chicago St.	71 60
												349	A	Evansville	67 54
												349	H	Evansville	101 59
LAST 12 Division I GAMES:															
				71	H	Drake	53 85					304	A	Loyola Chicago	63 53
				135	H	UNI	53 76					242	A	Illinois St.	55 63
				349	A	Evansville	67 54					267	A	Bradley	58 69
				259	A	Indiana St.	46 64					259	H	Indiana St.	54 67
				96	H	Missouri St.	60 66					349	H	Evansville	101 59
				171	H	Southern Ill.	86 88					171	A	Southern Ill.	63 74

Non-Div I Games: Ind.-Northwest 99 59 Ind.-Kokomo 81 47

Valparaiso

Average RPI Win:	137	WON-LOST	WINNING	LAST 10	STRENGTH OF	OPP. STRENGTH	TEAM	ADJ.	CONF.	ADJ CONF.
Average RPI Loss:	62	RECORD	PCT. RANK	GAMES	SCHEDULE	OF SCHEDULE	RPI	RPI	RPI	RPI
DIV. I ONLY	7- 24	310	2- 8	7	12	150	150	2	2	
DIV. I NON-CONF.	4- 10	267	0- 0	20	23	146	146	2	2	
-----										
TOTALS	RPI 1-25	RPI 26-50	W-L RECORDS	RPI 51-100	RPI 101-999	RPI 201+				
7- 24	0- 10	0- 5	OVERALL	2- 3	5- 6	1- 1				
4- 11	0- 6	0- 2	HOME	1- 1	3- 2	1- 0				
3- 10	0- 4	0- 2	AWAY	1- 2	2- 2	0- 0				
0- 3	0- 0	0- 1	NEUTRAL	0- 0	0- 2	0- 1				
4- 10	0- 3	0- 2	NON-CONFERENCE	1- 1	3- 4	1- 1				
2- 5	0- 1	0- 1	HOME	0- 1	2- 2	1- 0				
2- 3	0- 2	0- 0	AWAY	1- 0	1- 1	0- 0				
0- 2	0- 0	0- 1	NEUTRAL	0- 0	0- 1	0- 1				
3- 14	0- 7	0- 3	CONFERENCE	1- 2	2- 2	0- 0				
2- 6	0- 5	0- 1	HOME	1- 0	1- 0	0- 0				
1- 7	0- 2	0- 2	AWAY	0- 2	1- 1	0- 0				
0- 1	0- 0	0- 0	NEUTRAL	0- 0	0- 1	0- 0				

RPI 1-25				RPI 26-50				RPI 51-100				RPI 101+ Team's RPI: 150			
RPI	S	Opponent	Score	RPI	S	Opponent	Score	RPI	S	Opponent	Score	RPI	S	Opponent	Score
3	A	Louisville	57 79	26	A	Georgia	55 67	57	H	Belmont	74 111	102	H	Middle Tenn.	54 65
5	H	Mississippi St.	50 95	26	H	Georgia	52 81	75	A	George Washington	69 59	108	H	Iowa St.	77 74
9	A	Tennessee	73 86	28	A	LSU	65 85	86	H	Kentucky	70 55	119	A	Saint Louis	74 69
9	H	Tennessee	64 74	35	N	Syracuse	78 84	94	A	Alabama	75 77	122	A	Tulane	59 71
11	H	South Carolina	82 95	38	H	Ball St.	79 88	100	A	Auburn	60 63	146	H	Arkansas	78 73
15	H	Texas A&M	67 91									146	N	Arkansas	76 88
16	H	NC State	72 83									161	A	Ole Miss	75 72
21	A	Central Mich.	75 92									175	A	Florida	71 88
24	A	Missouri	68 83									192	H	Memphis	60 71
24	H	Missouri	70 81									203	N	Wisconsin	71 73
												261	H	Lipscomb	92 82
-----															
LAST 12 Division I GAMES:															
146	N	Arkansas	76 88	26	A	Georgia	55 67	9	H	Tennessee	64 74				
146	H	Arkansas	78 73					161	A	Ole Miss	75 72				
24	A	Missouri	68 83					15	H	Texas A&M	67 91				
175	A	Florida	71 88					94	A	Alabama	75 77				
5	H	Mississippi St.	50 95					11	H	South Carolina	82 95				
100	A	Auburn	60 63												

Non-Div I Games:

Vanderbilt

Average RPI Win:	231	WON-LOST	WINNING	LAST 10	STRENGTH OF	OPP. STRENGTH	TEAM	ADJ.	CONF.	ADJ CONF.
Average RPI Loss:	165	RECORD	PCT. RANK	GAMES	SCHEDULE	OF SCHEDULE	RPI	RPI	RPI	RPI
DIV. I ONLY	7- 22	299	2- 8	170	240	293	293	20	20	
DIV. I NON-CONF.	2- 10	300	0- 0	244	181	331	331	24	24	
-----										
TOTALS	RPI 1-25	RPI 26-50	W-L RECORDS	RPI 51-100	RPI 101-999	RPI 201+				
7- 22	0- 0	0- 1	OVERALL	1- 6	6- 15	4- 7				
5- 10	0- 0	0- 0	HOME	1- 3	4- 7	3- 3				
2- 11	0- 0	0- 0	AWAY	0- 0	2- 0	1- 0				
0- 1	0- 0	0- 0	NEUTRAL	0- 1	0- 0	0- 0				
2- 10	0- 0	0- 1	NON-CONFERENCE	0- 2	2- 7	2- 5				
2- 5	0- 0	0- 0	HOME	0- 2	2- 3	2- 2				
0- 5	0- 0	0- 1	AWAY	0- 0	0- 4	0- 3				
0- 0	0- 0	0- 0	NEUTRAL	0- 0	0- 0	0- 0				
5- 12	0- 0	0- 0	CONFERENCE	1- 4	4- 8	2- 2				
3- 5	0- 0	0- 0	HOME	1- 1	2- 4	1- 1				
2- 6	0- 0	0- 0	AWAY	0- 2	2- 4	1- 1				
0- 1	0- 0	0- 0	NEUTRAL	0- 1	0- 0	0- 0				

RPI 1-25				RPI 26-50				RPI 51-100				RPI 101+				Team's RPI: 293	
RPI	S	Opponent	Score	RPI	S	Opponent	Score	RPI	S	Opponent	Score	RPI	S	Opponent	Score		
				50	A	Mi ami (FL)	49 73					117	A	Dartmouth	56 66		
								55	H	Ameri can	62 64	130	A	Hartford	52 91		
								63	H	James Madi son	56 68	130	H	Hartford	53 47		
								74	A	Maine	55 64	138	H	Northeastern	66 71		
								74	H	Maine	47 79	156	A	Bi nghamton	38 52		
								82	A	Al bany (NY)	55 67	156	H	Bi nghamton	48 62		
								82	H	Al bany (NY)	62 57	174	A	New Hampshi re	58 53		
								82	N	Al bany (NY)	42 60	174	H	New Hampshire	49 52		
												187	A	Stony Brook	57 80		
												187	H	Stony Brook	49 55		
												212	H	Columbia	66 73		
												231	H	Boston U.	41 57		
												238	A	Holy Cross	53 64		
												250	A	Ri der	49 64		
												269	H	Howard	88 65		
												292	H	Central Conn. St.	62 48		
												299	A	FIU	70 80		
												323	A	UMBC	72 58		
												323	H	UMBC	51 52		
												348	A	UMass Lowel l	60 65		
												348	H	UMass Lowel l	63 55		
LAST 12 Division I GAMES:																	

Non-Div I Games: Norwich 75 31

Vermont

Average RPI Win:	133	WON-LOST	WINNING	LAST 10	STRENGTH OF	OPP. STRENGTH	TEAM	ADJ.	CONF.	ADJ CONF.
Average RPI Loss:	60	RECORD	PCT. RANK	GAMES	SCHEDULE	OF SCHEDULE	RPI	RPI	RPI	RPI
DIV. I ONLY	22- 8	51	7- 3	51	70	29	29	6	6	
DIV. I NON-CONF.	10- 1	15	0- 0	26	116	9	9	6	6	
-----										
TOTALS	RPI 1-25	RPI 26-50	W-L RECORDS	RPI 51-100	RPI 101-999	RPI 201+				
22- 8	2- 3	2- 1	OVERALL	5- 3	13- 1	7- 0				
9- 3	2- 1	1- 0	HOME	2- 1	4- 1	2- 0				
10- 4	0- 2	1- 1	AWAY	1- 1	8- 0	4- 0				
3- 1	0- 0	0- 0	NEUTRAL	2- 1	1- 0	1- 0				
10- 1	1- 0	1- 0	NON-CONFERENCE	2- 1	6- 0	3- 0				
2- 1	1- 0	0- 0	HOME	0- 1	1- 0	0- 0				
5- 0	0- 0	1- 0	AWAY	0- 0	4- 0	2- 0				
3- 0	0- 0	0- 0	NEUTRAL	2- 0	1- 0	1- 0				
12- 7	1- 3	1- 1	CONFERENCE	3- 2	7- 1	4- 0				
7- 2	1- 1	1- 0	HOME	2- 0	3- 1	2- 0				
5- 4	0- 2	0- 1	AWAY	1- 1	4- 0	2- 0				
0- 1	0- 0	0- 0	NEUTRAL	0- 1	0- 0	0- 0				

RPI 1-25				RPI 26-50				Team's RPI: 29				RPI 51-100				RPI 101+			
RPI	S	Opponent	Score	RPI	S	Opponent	Score	RPI	S	Opponent	Score	RPI	S	Opponent	Score	RPI	S	Opponent	Score
18	H	Duke	64 55	30	A	Princeton	62 59	55	N	American	65 60	121	A	Seton Hall	67 59				
20	A	DePaul	66 71	48	A	Creighton	54 69	62	H	Penn	77 79	121	H	Seton Hall	59 53				
20	H	DePaul	84 58	48	H	Creighton	55 48	63	N	James Madison	60 57	128	A	Butler	69 67				
25	A	Marquette	69 90					72	A	St. John's (NY)	64 70	128	H	Butler	53 76				
25	H	Marquette	57 67					72	H	St. John's (NY)	69 52	130	A	Hartford	71 53				
								97	A	Georgetown	60 58	134	H	Saint Joseph's	79 44				
								97	H	Georgetown	68 67	185	A	Temple	69 65				
								97	N	Georgetown	58 63	207	N	Lehigh	62 42				
												215	A	Providence	63 55				
												215	H	Providence	70 43				
												228	A	Xavier	89 50				
												228	H	Xavier	75 57				
												247	A	La Salle	76 49				
												275	A	Fairfield	73 44				
-----																			
LAST 12 Division I GAMES:																			
				97	N	Georgetown	58 63	72	H	St. John's (NY)	69 52								
				48	H	Creighton	55 48	97	H	Georgetown	68 67								
				215	H	Providence	70 43	128	A	Butler	69 67								
				20	A	DePaul	66 71	228	A	Xavier	89 50								
				25	A	Marquette	69 90	25	H	Marquette	57 67								
				121	H	Seton Hall	59 53	20	H	DePaul	84 58								

Non-Div I Games:

Villanova

Average RPI Win:	125	WON-LOST	WINNING	LAST 10	STRENGTH OF	OPP. STRENGTH	TEAM	ADJ.	CONF.	ADJ CONF.
Average RPI Loss:	22	RECORD	PCT. RANK	GAMES	SCHEDULE	OF SCHEDULE	RPI	RPI	RPI	RPI
DIV. I ONLY	18- 13	122	4- 6	4	4	31	31	1	1	
DIV. I NON-CONF.	7- 6	165	0- 0	15	30	73	73	1	1	
-----										
TOTALS	RPI 1-25	RPI 26-50	W-L RECORDS	RPI 51-100	RPI 101-999	RPI 201+				
18- 13	1- 8	1- 4	OVERALL	6- 1	10- 0	4- 0				
10- 6	0- 3	1- 2	HOME	2- 1	7- 0	3- 0				
5- 6	1- 4	0- 2	AWAY	2- 0	2- 0	1- 0				
3- 1	0- 1	0- 0	NEUTRAL	2- 0	1- 0	0- 0				
7- 6	0- 2	0- 3	NON-CONFERENCE	2- 1	5- 0	3- 0				
5- 3	0- 1	0- 1	HOME	1- 1	4- 0	3- 0				
0- 3	0- 1	0- 2	AWAY	0- 0	0- 0	0- 0				
2- 0	0- 0	0- 0	NEUTRAL	1- 0	1- 0	0- 0				
11- 7	1- 6	1- 1	CONFERENCE	4- 0	5- 0	1- 0				
5- 3	0- 2	1- 1	HOME	1- 0	3- 0	0- 0				
5- 3	1- 3	0- 0	AWAY	2- 0	2- 0	1- 0				
1- 1	0- 1	0- 0	NEUTRAL	1- 0	0- 0	0- 0				

RPI 1-25				RPI 26-50				RPI 51-100				RPI 101+			
RPI	S	Opponent	Score	RPI	S	Opponent	Score	RPI	S	Opponent	Score	RPI	S	Opponent	Score
2	H	Notre Dame	69 83	26	H	Georgi a	61 64	52	H	Harvard	50 48	101	N	Ohio	77 59
2	N	Notre Dame	47 83	33	A	Dayton	46 61	53	N	Indiana	82 72	105	A	Wake Forest	48 41
3	A	Louisville	39 51	35	H	Syracuse	68 63	67	A	Virginia Tech	64 62	115	H	North Carolina	82 70
3	H	Louisville	41 77	40	A	Rutgers	43 52	67	H	Virginia Tech	61 52	164	H	Clemson	70 41
5	A	Mississippi St.	53 68	50	H	Miami (FL)	62 77	68	A	Georgia Tech	62 56	178	H	Hampton	66 62
8	A	Florida St.	62 77					68	N	Georgia Tech	60 58	182	H	Pittsburgh	62 50
16	A	NC State	73 63					73	H	Duquesne	63 74	208	A	Boston College	68 57
17	H	Maryland	59 60									216	H	UNCG	68 50
18	A	Duke	48 55									262	H	Manhattan	69 47
												292	H	Central Conn. St.	103 59
-----															
LAST 12 Division I GAMES:															
		2 N Notre Dame	47 83			67 A Virginia Tech	64 62								
		68 N Georgia Tech	60 58			8 A Florida St.	62 77								
		105 A Wake Forest	48 41			3 H Louisville	41 77								
		3 A Louisville	39 51			68 A Georgia Tech	62 56								
		50 H Miami (FL)	62 77			115 H North Carolina	82 70								
		2 H Notre Dame	69 83			67 H Virginia Tech	61 52								

Non-Div I Games:

Virginia



Average RPI Win:	159	WON-LOST	WINNING	LAST 10	STRENGTH OF	OPP. STRENGTH	TEAM	ADJ.	CONF.	ADJ CONF.
Average RPI Loss:	39	RECORD	PCT. RANK	GAMES	SCHEDULE	OF SCHEDULE	RPI	RPI	RPI	RPI
DIV. I ONLY	18- 13	122	4- 6	34	32	67	67	1	1	
DIV. I NON-CONF.	11- 2	22	0- 0	169	153	56	56	1	1	
-----										
TOTALS	RPI 1-25	RPI 26-50	W-L RECORDS	RPI 51-100	RPI 101-999	RPI 201+				
18- 13	0- 6	4- 4	OVERALL	2- 1	12- 2	6- 0				
11- 4	0- 2	1- 2	HOME	2- 0	8- 0	4- 0				
5- 6	0- 3	1- 2	AWAY	0- 0	4- 1	2- 0				
2- 3	0- 1	2- 0	NEUTRAL	0- 1	0- 1	0- 0				
11- 2	0- 0	2- 0	NON-CONFERENCE	1- 1	8- 1	5- 0				
7- 0	0- 0	1- 0	HOME	1- 0	5- 0	3- 0				
3- 0	0- 0	0- 0	AWAY	0- 0	3- 0	2- 0				
1- 2	0- 0	1- 0	NEUTRAL	0- 1	0- 1	0- 0				
7- 11	0- 6	2- 4	CONFERENCE	1- 0	4- 1	1- 0				
4- 4	0- 2	0- 2	HOME	1- 0	3- 0	1- 0				
2- 6	0- 3	1- 2	AWAY	0- 0	1- 1	0- 0				
1- 1	0- 1	1- 0	NEUTRAL	0- 0	0- 0	0- 0				

RPI 1-25				RPI 26-50				RPI 51-100 Team's RPI: 67				RPI 101+			
RPI	S	Opponent	Score	RPI	S	Opponent	Score	RPI	S	Opponent	Score	RPI	S	Opponent	Score
2	A	Notre Dame	59 89	31	A	Virginia	52 61	64	N	West Virginia	61 79	105	A	Wake Forest	56 73
3	A	Louisville	56 67	31	H	Virginia	62 64	68	H	Georgia Tech	68 62	107	A	Chattanooga	64 44
3	N	Louisville	70 73	35	A	Syracuse	73 64	100	H	Auburn	72 63	115	A	North Carolina	90 74
8	A	Florida St.	62 107	35	N	Syracuse	85 70					128	N	Butler	77 79
16	H	NC State	51 68	44	N	Drexel	79 67					136	H	Radford	68 42
18	H	Duke	75 86	46	H	UCF	86 69					164	H	Clemson	53 45
				50	A	Miami (FL)	46 76					182	H	Pittsburgh	89 66
				50	H	Miami (FL)	78 82					194	H	High Point	86 63
-----															
LAST 12 Division I GAMES:															
		3 N Louisville	70 73			31 H Virginia	62 64								
		35 N Syracuse	85 70			115 A North Carolina	90 74								
		50 A Miami (FL)	46 76			35 A Syracuse	73 64								
		2 A Notre Dame	59 89			50 H Miami (FL)	78 82								
		164 H Clemson	53 45			68 H Georgia Tech	68 62								
		105 A Wake Forest	56 73			31 A Virginia	52 61								

Non-Div I Games:

Virginia Tech

Average RPI Win:	293	WON-LOST	WINNING	LAST 10	STRENGTH OF	OPP. STRENGTH	TEAM	ADJ.	CONF.	ADJ CONF.
Average RPI Loss:	199	RECORD	PCT. RANK	GAMES	SCHEDULE	OF SCHEDULE	RPI	RPI	RPI	RPI
DIV. I ONLY	5- 23	327	3- 7	233	315	329	329	29	29	
DIV. I NON-CONF.	1- 9	318	0- 0	139	212	305	305	29	29	
-----										
TOTALS	RPI 1-25	RPI 26-50	W-L RECORDS	RPI 51-100	RPI 101-999	RPI 201+				
5- 23	0- 0	0- 1	OVERALL	0- 3	5- 19	5- 12				
4- 8	0- 0	0- 1	HOME	0- 0	4- 7	4- 4				
1- 15	0- 0	0- 0	AWAY	0- 3	1- 12	1- 8				
0- 0	0- 0	0- 0	NEUTRAL	0- 0	0- 0	0- 0				
1- 9	0- 0	0- 1	NON-CONFERENCE	0- 3	1- 5	1- 2				
1- 2	0- 0	0- 1	HOME	0- 0	1- 1	1- 0				
0- 7	0- 0	0- 0	AWAY	0- 3	0- 4	0- 2				
0- 0	0- 0	0- 0	NEUTRAL	0- 0	0- 0	0- 0				
4- 14	0- 0	0- 0	CONFERENCE	0- 0	4- 14	4- 10				
3- 6	0- 0	0- 0	HOME	0- 0	3- 6	3- 4				
1- 8	0- 0	0- 0	AWAY	0- 0	1- 8	1- 6				
0- 0	0- 0	0- 0	NEUTRAL	0- 0	0- 0	0- 0				

RPI 1-25				RPI 26-50				RPI 51-100				RPI 101+ Team's RPI: 329			
RPI	S	Opponent	Score	RPI	S	Opponent	Score	RPI	S	Opponent	Score	RPI	S	Opponent	Score
30	H	Princeton	37 58	63	A	James Madison	45 68	118	A	Saint Francis (PA)	55 86				
				67	A	Virginia Tech	32 99	118	H	Saint Francis (PA)	76 79				
				82	A	Albany (NY)	44 89	132	A	Robert Morris	46 49				
								132	H	Robert Morris	52 58				
								174	H	New Hampshire	53 65				
								185	A	Temple	36 70				
								187	A	Stony Brook	50 69				
								235	A	Lafayette	52 70				
								252	A	Sacred Heart	49 61				
								252	H	Sacred Heart	55 72				
								265	A	St. Francis Brooklyn	76 80				
								265	H	St. Francis Brooklyn	50 47				
								272	A	Towson	42 64				
								273	A	LIU Brooklyn	69 74				
								273	H	LIU Brooklyn	52 44				
								286	A	Fairleigh Dickinson	61 62				
								286	H	Fairleigh Dickinson	64 74				
								291	A	Mt. St. Mary's	56 79				
								291	H	Mt. St. Mary's	69 68				
								292	A	Central Conn. St.	56 59				
								292	H	Central Conn. St.	64 66				
								295	A	Bryant	75 66				
								295	H	Bryant	60 70				
								343	H	Longwood	60 43				
LAST 12 Division I GAMES:															
118	A	Saint Francis (PA)	55 86	252	A	Sacred Heart	49 61								
132	A	Robert Morris	46 49	273	H	LIU Brooklyn	52 44								
291	H	Mt. St. Mary's	69 68	265	H	St. Francis Brooklyn	50 47								
295	H	Bryant	60 70	291	A	Mt. St. Mary's	56 79								
292	H	Central Conn. St.	64 66	118	H	Saint Francis (PA)	76 79								
286	A	Fairleigh Dickinson	61 62	132	H	Robert Morris	52 58								

Non-Div I Games: Staten Island 63 58

Wagner

## Wake Forest

Through Games Of March 6, 2018

Average RPI Win:	177	WON-LOST	WINNING	LAST 10	STRENGTH OF	OPP. STRENGTH	TEAM	ADJ.	CONF.	ADJ CONF.
Average RPI Loss:	54	RECORD	PCT. RANK	GAMES	SCHEDULE	OF SCHEDULE	RPI	RPI	RPI	RPI
DIV. I ONLY	14- 17	207	4- 6	54	25	105	105	1	1	
DIV. I NON-CONF.	8- 5	111	0- 0	205	114	127	127	1	1	
-----										
TOTALS	RPI 1-25	RPI 26-50	W-L RECORDS	RPI 51-100	RPI 101-999	RPI 201+				
14- 17	0- 7	2- 5	OVERALL	1- 2	11- 3	6- 1				
6- 8	0- 4	1- 2	HOME	1- 0	4- 2	3- 0				
7- 6	0- 3	1- 1	AWAY	0- 2	6- 0	3- 0				
1- 3	0- 0	0- 2	NEUTRAL	0- 0	1- 1	0- 1				
8- 5	0- 0	1- 2	NON-CONFERENCE	0- 1	7- 2	5- 1				
5- 1	0- 0	1- 0	HOME	0- 0	4- 1	3- 0				
3- 2	0- 0	0- 1	AWAY	0- 1	3- 0	2- 0				
0- 2	0- 0	0- 1	NEUTRAL	0- 0	0- 1	0- 1				
6- 12	0- 7	1- 3	CONFERENCE	1- 1	4- 1	1- 0				
1- 7	0- 4	0- 2	HOME	1- 0	0- 1	0- 0				
4- 4	0- 3	1- 0	AWAY	0- 1	3- 0	1- 0				
1- 1	0- 0	0- 1	NEUTRAL	0- 0	1- 0	0- 0				

RPI 1-25				RPI 26-50				RPI 51-100				RPI 101+				Team's RPI: 105	
RPI	S	Opponent	Score	RPI	S	Opponent	Score	RPI	S	Opponent	Score	RPI	S	Opponent	Score		
2	H	Notre Dame	73 96	31	H	Virginia	41 48	67	H	Virginia Tech	73 56	115	H	North Carolina	76 79		
3	A	Louisville	52 89	35	H	Syracuse	61 71	68	A	Georgia Tech	67 79	121	H	Seton Hall	57 67		
8	H	Florida St.	79 81	40	A	Rutgers	51 65	93	A	Penn St.	58 68	154	H	Charlotte	71 69		
16	A	NC State	61 74	41	N	Minnesota	81 93					164	A	Clemson	61 55		
16	H	NC State	68 82	45	H	Elon	53 51					182	A	Pittsburgh	58 49		
18	A	Duke	51 59	50	A	Miami (FL)	61 50					182	N	Pittsburgh	72 38		
18	H	Duke	67 80	50	N	Miami (FL)	60 68					195	A	Richmond	85 81		
LAST 12 Division I GAMES:																	
				50	N	Miami (FL)	60 68	35	H	Syracuse	61 71						
				182	N	Pittsburgh	72 38	18	A	Duke	51 59						
				31	H	Virginia	41 48	208	A	Boston College	67 59						
				164	A	Clemson	61 55	3	A	Louisville	52 89						
				16	A	NC State	61 74	16	H	NC State	68 82						
				67	H	Virginia Tech	73 56	68	A	Georgia Tech	67 79						

Non-Div I Games:

Wake Forest

Loss, 
Non-Conf, 
S Site, 
H Home
A Away
N Neutral

Average RPI Loss: 73

DIV. I ONLY	7- 23	305	0- 10	28	56	201	201	5	5
DIV. I NON-CONF.	6- 5	153	0- 0	42	106	97	97	3	3
TOTALS	RPI 1-25	RPI 26-50	W-L RECORDS	RPI 51-100	RPI 101-999	RPI 201+			
7- 23	0- 7	1- 6	OVERALL	0- 1	6- 9	3- 1			
5- 9	0- 3	0- 3	HOME	0- 0	5- 3	3- 0			
1- 11	0- 3	0- 2	AWAY	0- 1	1- 5	0- 1			
1- 3	0- 1	1- 1	NEUTRAL	0- 0	0- 1	0- 0			
6- 5	0- 2	1- 0	NON-CONFERENCE	0- 0	5- 3	3- 0			
4- 1	0- 0	0- 0	HOME	0- 0	4- 1	3- 0			
1- 2	0- 1	0- 0	AWAY	0- 0	1- 1	0- 0			
1- 2	0- 1	1- 0	NEUTRAL	0- 0	0- 1	0- 0			
1- 18	0- 5	0- 6	CONFERENCE	0- 1	1- 6	0- 1			
1- 8	0- 3	0- 3	HOME	0- 0	1- 2	0- 0			
0- 9	0- 2	0- 2	AWAY	0- 1	0- 4	0- 1			
0- 1	0- 0	0- 1	NEUTRAL	0- 0	0- 0	0- 0			

RPI 1-25				RPI 26-50				RPI 51-100				RPI 101+				Team's RPI: 201	
RPI	S	Opponent	Score	RPI	S	Opponent	Score	RPI	S	Opponent	Score	RPI	S	Opponent	Score		
6	A	Ohio St.	76 85	42	A	Oregon St.	63 75	54	A	Ari zona St.	41 61	112	A	Utah	46 81		
7	A	Oregon	83 94	42	H	Oregon St.	57 95					112	H	Utah	65 74		
7	H	Oregon	63 76	43	A	Cal i forn i a	60 69					113	A	Washi ngton St.	75 78		
10	H	UCLA	69 86	43	H	Cal i forn i a	67 83					113	H	Washi ngton St.	56 49		
12	N	Texas	68 92	43	N	Cal i forn i a	68 71					115	N	North Carol i na	78 90		
13	A	Stanford	45 71	48	N	Creighton	67 64					133	A	Boi se St.	62 85		
13	H	Stanford	79 86	49	H	Southern Cal i forn i a	61 72					143	A	Col orado	56 76		
												143	H	Col orado	61 66		
												151	A	Idaho	81 69		
												153	H	Idaho St.	59 79		
												155	H	BYU	80 72		
												217	H	Seattl e U	84 76		
												249	H	Grand Canyon	79 65		
												278	A	Ari zona	70 72		
												317	H	Portl and	93 67		
LAST 12 Division I GAMES:																	
				43	N	Cal i forn i a	68 71	7	H	Oregon	63 76						
				43	H	Cal i forn i a	67 83	278	A	Ari zona	70 72						
				13	H	Stanford	79 86	54	A	Ari zona St.	41 61						
				112	A	Utah	46 81	49	H	Southern Cal i forn i a	61 72						
				143	A	Col orado	56 76	10	H	UCLA	69 86						
				42	H	Oregon St.	57 95	113	H	Washi ngton St.	56 49						

Washington



Average RPI Win:	241	WON-LOST	WINNING	LAST 10	STRENGTH OF	OPP. STRENGTH	TEAM	ADJ.	CONF.	ADJ CONF.
Average RPI Loss:	133	RECORD	PCT. RANK	GAMES	SCHEDULE	OF SCHEDULE	RPI	RPI	RPI	RPI
DIV. I ONLY	18- 9	84	6- 4	309	163	145	145	19	19	
DIV. I NON-CONF.	6- 3	87	0- 0	307	160	171	171	13	13	
-----										
TOTALS	RPI 1-25	RPI 26-50	W-L RECORDS	RPI 51-100	RPI 101-999	RPI 201+				
18- 9	0- 1	1- 1	OVERALL	0- 0	17- 7	13- 1				
12- 2	0- 0	1- 0	HOME	0- 0	11- 2	9- 0				
6- 7	0- 1	0- 1	AWAY	0- 0	6- 5	4- 1				
0- 0	0- 0	0- 0	NEUTRAL	0- 0	0- 0	0- 0				
6- 3	0- 1	0- 0	NON-CONFERENCE	0- 0	6- 2	6- 0				
4- 1	0- 0	0- 0	HOME	0- 0	4- 1	4- 0				
2- 2	0- 1	0- 0	AWAY	0- 0	2- 1	2- 0				
0- 0	0- 0	0- 0	NEUTRAL	0- 0	0- 0	0- 0				
12- 6	0- 0	1- 1	CONFERENCE	0- 0	11- 5	7- 1				
8- 1	0- 0	1- 0	HOME	0- 0	7- 1	5- 0				
4- 5	0- 0	0- 1	AWAY	0- 0	4- 4	2- 1				
0- 0	0- 0	0- 0	NEUTRAL	0- 0	0- 0	0- 0				

RPI 1-25				RPI 26-50				RPI 51-100				RPI 101+ Team's RPI: 145			
RPI	S	Opponent	Score	RPI	S	Opponent	Score	RPI	S	Opponent	Score	RPI	S	Opponent	Score
7	A	Oregon	87 114	36	A	Northern Colo.	69 71					112	H	Utah	58 85
				36	H	Northern Colo.	82 73					126	A	Portland St.	64 77
												126	H	Portland St.	60 62
												140	A	Eastern Wash.	68 77
												142	A	Fresno St.	78 81
												151	A	Idaho	105 88
												153	A	Idaho St.	76 70
												153	H	Idaho St.	84 73
												200	A	North Dakota	67 80
												200	H	North Dakota	80 69
												204	H	Montana St.	85 69
												211	A	CSUN	64 61
												237	H	Montana	89 73
												239	H	Pepperdine	71 61
												274	A	Sacramento St.	78 56
												274	H	Sacramento St.	86 73
												288	H	Air Force	62 52
												305	A	Northern Ariz.	75 76
												305	H	Northern Ariz.	77 63
												313	H	Incarnate Word	79 55
												317	A	Portland	91 70
												322	H	Utah Valley	75 57
												328	A	Southern Utah	77 64
												328	H	Southern Utah	65 50
LAST 12 Division I GAMES:															
204	H	Montana St.	85 69	36	A	Northern Colo.	69 71								
237	H	Montana	89 73	200	A	North Dakota	67 80								
151	A	Idaho	105 88	305	H	Northern Ariz.	77 63								
140	A	Eastern Wash.	68 77	328	H	Southern Utah	65 50								
274	H	Sacramento St.	86 73	153	H	Idaho St.	84 73								
126	H	Portland St.	60 62	126	A	Portland St.	64 77								

Non-Div I Games: Westminster (UT) 64 58 Antelope Valley 80 70

Weber St.

Average RPI Win:	165	WON-LOST	WINNING	LAST 10	STRENGTH OF	OPP. STRENGTH	TEAM	ADJ.	CONF.	ADJ CONF.
Average RPI Loss:	35	RECORD	PCT. RANK	GAMES	SCHEDULE	OF SCHEDULE	RPI	RPI	RPI	RPI
DIV. I ONLY	21- 11	88	4- 6	57	54	64	64	4	4	
DIV. I NON-CONF.	12- 0	1	0- 0	168	183	19	19	5	5	
-----										
TOTALS	RPI 1-25	RPI 26-50	W-L RECORDS	RPI 51-100	RPI 101-999	RPI 201+				
21- 11	1- 5	1- 2	OVERALL	4- 4	15- 0	7- 0				
10- 6	0- 2	0- 1	HOME	0- 3	10- 0	6- 0				
6- 4	1- 2	0- 1	AWAY	2- 1	3- 0	1- 0				
5- 1	0- 1	1- 0	NEUTRAL	2- 0	2- 0	0- 0				
12- 0	1- 0	1- 0	NON-CONFERENCE	1- 0	9- 0	5- 0				
7- 0	0- 0	0- 0	HOME	0- 0	7- 0	5- 0				
1- 0	1- 0	0- 0	AWAY	0- 0	0- 0	0- 0				
4- 0	0- 0	1- 0	NEUTRAL	1- 0	2- 0	0- 0				
9- 11	0- 5	0- 2	CONFERENCE	3- 4	6- 0	2- 0				
3- 6	0- 2	0- 1	HOME	0- 3	3- 0	1- 0				
5- 4	0- 2	0- 1	AWAY	2- 1	3- 0	1- 0				
1- 1	0- 1	0- 0	NEUTRAL	1- 0	0- 0	0- 0				

RPI 1-25				RPI 26-50				RPI 51-100				Team's RPI: 64	RPI 101+			
RPI	S	Opponent	Score	RPI	S	Opponent	Score	RPI	S	Opponent	Score		RPI	S	Opponent	Score
4	A	Bayl or	54 80	34	A	Okl ahoma	57 76	58	A	Okl ahoma St.	73 79		108	A	Iowa St.	69 59
4	H	Bayl or	72 83	34	H	Okl ahoma	77 79	58	H	Okl ahoma St.	69 79		108	H	Iowa St.	57 49
12	A	Texas	58 79	44	N	Drexel	75 42	58	N	Okl ahoma St.	69 60		128	N	Butler	75 68
12	H	Texas	55 73					67	N	Virginia Tech	79 61		136	N	Radford	75 55
12	N	Texas	55 68					70	A	TCU	87 82		182	H	Pittsburgh	73 52
15	A	Texas A&M	70 56					70	H	TCU	74 76		183	A	Kansas	74 54
								91	A	Kansas St.	75 66		183	H	Kansas	76 46
								91	H	Kansas St.	52 60		191	H	Morehead St.	66 56
													241	H	North Florida	87 59
													251	A	Texas Tech	74 60
													251	H	Texas Tech	82 52
													270	H	Morgan St.	84 41
													274	H	Sacramento St.	101 47
													292	H	Central Conn. St.	102 52
													321	H	Coppin St.	101 43
-----																
LAST 12 Division I GAMES:																
12	N	Texas	55 68	183	H	Kansas	76 46									
58	N	Oklahoma St.	69 60	251	A	Texas Tech	74 60									
4	A	Bayl or	54 80	12	H	Texas	55 73									
58	H	Oklahoma St.	69 79	34	A	Oklahoma	57 76									
91	A	Kansas St.	75 66	4	H	Bayl or	72 83									
34	H	Oklahoma	77 79	251	H	Texas Tech	82 52									

Non-Div I Games:

West Virginia

Western Conf.				Through Games Of March 6, 2018								
Average RPI	Win:	Loss:	WON-LOST RECORD	WINNING PCT. RANK	LAST 10 GAMES	STRENGTH OF SCHEDULE	OPP. STRENGTH OF SCHEDULE	TEAM RPI	ADJ. RPI	CONF. RPI	ADJ. CONF. RPI	
DIV. I ONLY	221		3- 25	335	1- 8	101	250	306	306	17	17	
DIV. I NON-CONF.	168		2- 11	305	0- 0	137	342	302	302	17	17	
-----												
TOTALS	RPI 1-25			RPI 26-50		W-L RECORDS	RPI 51-100		RPI 101-999		RPI 201+	
3- 25	0- 1			0- 4		OVERALL	0- 0		3- 20		2- 8	
2- 10	0- 0			0- 1		HOME	0- 0		2- 9		1- 4	
1- 14	0- 1			0- 2		AWAY	0- 0		1- 11		1- 4	
0- 1	0- 0			0- 1		NEUTRAL	0- 0		0- 0		0- 0	
2- 11	0- 1			0- 1		NON-CONFERENCE	0- 0		2- 9		1- 5	
2- 3	0- 0			0- 0		HOME	0- 0		2- 3		1- 2	
0- 8	0- 1			0- 1		AWAY	0- 0		0- 6		0- 3	
0- 0	0- 0			0- 0		NEUTRAL	0- 0		0- 0		0- 0	
1- 14	0- 0			0- 3		CONFERENCE	0- 0		1- 11		1- 3	
0- 7	0- 0			0- 1		HOME	0- 0		0- 6		0- 2	
1- 6	0- 0			0- 1		AWAY	0- 0		1- 5		1- 1	
0- 1	0- 0			0- 1		NEUTRAL	0- 0		0- 0		0- 0	

RPI 1-25				RPI 26-50				RPI 51-100				RPI 101+				Team's RPI: 306	
RPI	S	Opponent	Score	RPI	S	Opponent	Score	RPI	S	Opponent	Score	RPI	S	Opponent	Score		
11	A	South Carolina	43 101	26	A	Georgia	50 76					107	A	Chattanooga	32 47		
				47	A	Mercer	50 72					107	H	Chattanooga	41 58		
				47	H	Mercer	46 53					110	A	ETSU	50 66		
				47	N	Mercer	44 75					110	H	ETSU	46 76		
												136	H	Radford	39 27		
												159	A	UT Martin	54 62		
												160	A	Samford	54 62		
												160	H	Samford	32 50		
												165	A	N. C. A&T	59 68		
												184	H	Davidson	57 70		
												190	A	Furman	46 66		
												190	H	Furman	59 68		
												194	A	High Point	69 75		
												216	A	UNCG	54 57		
												216	H	UNCG	67 88		
												224	H	UNC Asheville	62 52		
												229	A	Gardner-Webb	67 70		
												255	A	Campbell	51 58		
												303	A	Wofford	68 62		
												303	H	Wofford	48 54		
												316	H	Eastern Ky.	59 62		
												318	A	South Carolina St.	45 75		
												337	H	Florida A&M	63 80		
LAST 12 Division I GAMES:																	
				47	N	Mercer	44 75	110	H	ETSU	46 76						
				216	A	UNCG	54 57	107	H	Chattanooga	41 58						
				160	H	Samford	32 50	216	H	UNCG	67 88						
				47	H	Mercer	46 53	47	A	Mercer	50 72						
				190	A	Furman	46 66	160	A	Samford	54 62						
				303	A	Wofford	68 62	303	H	Wofford	48 54						

Non-Div I Games:	Warren Wilson	114	54	Brevard	79	34
------------------	---------------	-----	----	---------	----	----

Western Caro.

■ Loss, ■ Non-Conf, S Site, H Home A Away N Neutral



Average RPI Win:	237	WON-LOST	WINNING	LAST 10	STRENGTH OF	OPP. STRENGTH	TEAM	ADJ.	CONF.	ADJ CONF.
Average RPI Loss:	86	RECORD	PCT. RANK	GAMES	SCHEDULE	OF SCHEDULE	RPI	RPI	RPI	RPI
DIV. I ONLY	19- 9	74	6- 3	215	161	99	99	12	12	
DIV. I NON-CONF.	8- 4	87	0- 0	291	226	129	129	16	16	
<hr/>										
TOTALS	RPI 1-25	RPI 26-50	W-L RECORDS	RPI 51-100	RPI 101-999	RPI 201+				
19- 9	1- 0	0- 4	OVERALL	0- 2	18- 3	13- 1				
8- 3	0- 0	0- 1	HOME	0- 1	8- 1	6- 0				
10- 5	1- 0	0- 2	AWAY	0- 1	9- 2	6- 1				
1- 1	0- 0	0- 1	NEUTRAL	0- 0	1- 0	1- 0				
8- 4	1- 0	0- 1	NON-CONFERENCE	0- 0	7- 3	6- 1				
3- 1	0- 0	0- 0	HOME	0- 0	3- 1	3- 0				
5- 3	1- 0	0- 1	AWAY	0- 0	4- 2	3- 1				
0- 0	0- 0	0- 0	NEUTRAL	0- 0	0- 0	0- 0				
11- 5	0- 0	0- 3	CONFERENCE	0- 2	11- 0	7- 0				
5- 2	0- 0	0- 1	HOME	0- 1	5- 0	3- 0				
5- 2	0- 0	0- 1	AWAY	0- 1	5- 0	3- 0				
1- 1	0- 0	0- 1	NEUTRAL	0- 0	1- 0	1- 0				

Western III.

Western III.

RPI 1-25				RPI 26-50				RPI 51-100				RPI 101+			
RPI	S	Opponent	Score	RPI	S	Opponent	Score	RPI	S	Opponent	Score	RPI	S	Opponent	Score
13	A	Stanford	71 64	27	A	South Dakota St.	48 84	60	A	South Dakota	81 92	131	H	Milwaukee	67 77
				27	H	South Dakota St.	42 70	60	H	South Dakota	58 82	147	A	Northern Ill.	94 96
				27	N	South Dakota St.	51 80					149	A	Wichita St.	78 65
				32	A	Gonzaga	65 80					172	A	Oral Roberts	85 63
												172	H	Oral Roberts	56 49
												177	A	Denver	77 61
												177	H	Denver	118 93
												232	H	Southeast Mo. St.	87 59
												240	A	Illinois	77 67
												244	A	Omaha	90 51
												244	H	Omaha	103 68
												244	N	Omaha	97 57
												248	A	Austin Peay	81 68
												267	A	Bradley	80 87
												279	H	UMKC	90 71
												284	A	North Dakota St.	77 60
												284	H	North Dakota St.	97 72
												325	A	Fort Wayne	100 64
												325	H	Fort Wayne	91 44
												346	A	Chicago St.	83 45
												346	H	Chicago St.	71 54
<hr/>															
LAST 12 Division I GAMES:															
				27	N	South Dakota St.	51 80	172	A	Oral Roberts	85 63				
				244	N	Omaha	97 57	60	A	South Dakota	81 92				
				177	A	Denver	77 61	284	H	North Dakota St.	97 72				
				284	A	North Dakota St.	77 60	177	H	Denver	118 93				
				27	H	South Dakota St.	42 70	27	A	South Dakota St.	48 84				
				244	H	Omaha	103 68	325	H	Fort Wayne	91 44				

Non-Div I Games: Illinois Col. 122 40 William Woods 96 57 Eureka 98 46

Western III.

Average RPI Win:	206	WON-LOST	WINNING	LAST 10	STRENGTH OF	OPP. STRENGTH	TEAM	ADJ.	CONF.	ADJ CONF.
Average RPI Loss:	85	RECORD	PCT. RANK	GAMES	SCHEDULE	OF SCHEDULE	RPI	RPI	RPI	RPI
DIV. I ONLY	20- 8	60	7- 3	107	144	56	56	18	18	
DIV. I NON-CONF.	8- 4	87	0- 0	71	43	44	44	19	19	
-----										
TOTALS	RPI 1-25	RPI 26-50	W-L RECORDS	RPI 51-100	RPI 101-999	RPI 201+				
20- 8	1- 2	1- 1	OVERALL	1- 2	17- 3	11- 1				
10- 1	0- 1	0- 0	HOME	0- 0	10- 0	8- 0				
6- 7	0- 1	0- 1	AWAY	0- 2	6- 3	3- 1				
4- 0	1- 0	1- 0	NEUTRAL	1- 0	1- 0	0- 0				
8- 4	1- 2	1- 1	NON-CONFERENCE	1- 1	5- 0	3- 0				
2- 1	0- 1	0- 0	HOME	0- 0	2- 0	2- 0				
2- 3	0- 1	0- 1	AWAY	0- 1	2- 0	1- 0				
4- 0	1- 0	1- 0	NEUTRAL	1- 0	1- 0	0- 0				
12- 4	0- 0	0- 0	CONFERENCE	0- 1	12- 3	8- 1				
8- 0	0- 0	0- 0	HOME	0- 0	8- 0	6- 0				
4- 4	0- 0	0- 0	AWAY	0- 1	4- 3	2- 1				
0- 0	0- 0	0- 0	NEUTRAL	0- 0	0- 0	0- 0				

RPI	S	Opponent	Score	RPI	S	Opponent	Score	RPI	S	Opponent	Score	RPI	S	Opponent	Score
2	H	Notre Dame	65 78	38	A	Ball St.	81 93	53	A	Indiana	71 73	102	A	Middle Tenn.	76 60
22	A	Iowa	97 104	47	N	Mercer	67 62	79	A	UAB	61 79	102	H	Middle Tenn.	57 43
24	N	Missouri	79 76					83	N	Toledo	70 56	106	A	Rice	58 73
												123	A	Louisiana Tech	74 64
												154	H	Charlotte	83 61
												171	A	Southern Ill.	75 49
												176	A	UTEP	75 80
												199	N	Stetson	66 58
												205	A	Southern Miss.	63 69
												205	H	Southern Miss.	81 60
												223	H	Fla. Atlantic	82 63
												227	A	North Texas	79 65
												266	H	UTSA	73 38
												282	H	Old Dominion	62 48
												299	H	FIU	101 47
												306	A	Georgia St.	74 63
												309	A	Marshall	86 66
												309	H	Marshall	77 50
												341	H	Mississippi Val.	87 48
												349	H	Evansville	92 54
-----															
LAST 12 Division I GAMES:															
176	A	UTEP	75 80	282	H	Old Dominion	62 48	223	H	Fla. Atlantic	82 63	123	A	Louisiana Tech	74 64
205	A	Southern Miss.	63 69	227	A	North Texas	79 65	309	A	Marshall	86 66	266	H	UTSA	73 38
154	H	Charlotte	83 61	309	A	Marshall	77 50								
102	A	Middle Tenn.	76 60												
106	A	Rice	58 73												

Non-Div I Games: Lee 88 64

Western Ky.

Average RPI Win:	195	WON-LOST	WINNING	LAST 10	STRENGTH OF	OPP. STRENGTH	TEAM	ADJ.	CONF.	ADJ CONF.
Average RPI Loss:	64	RECORD	PCT. RANK	GAMES	SCHEDULE	OF SCHEDULE	RPI	RPI	RPI	RPI
DIV. I ONLY	14- 14	175	5- 5	90	83	111	111	8	8	
DIV. I NON-CONF.	4- 5	202	0- 0	138	47	121	121	8	8	
-----										
TOTALS	RPI 1-25	RPI 26-50	W-L RECORDS	RPI 51-100	RPI 101-999	RPI 201+				
14- 14	0- 4	0- 3	OVERALL	1- 5	13- 2	9- 1				
7- 4	0- 1	0- 1	HOME	1- 1	6- 1	5- 0				
6- 8	0- 3	0- 1	AWAY	0- 3	6- 1	4- 1				
1- 2	0- 0	0- 1	NEUTRAL	0- 1	1- 0	0- 0				
4- 5	0- 1	0- 1	NON-CONFERENCE	0- 3	4- 0	3- 0				
1- 0	0- 0	0- 0	HOME	0- 0	1- 0	1- 0				
2- 3	0- 1	0- 0	AWAY	0- 2	2- 0	2- 0				
1- 2	0- 0	0- 1	NEUTRAL	0- 1	1- 0	0- 0				
10- 9	0- 3	0- 2	CONFERENCE	1- 2	9- 2	6- 1				
6- 4	0- 1	0- 1	HOME	1- 1	5- 1	4- 0				
4- 5	0- 2	0- 1	AWAY	0- 1	4- 1	2- 1				
0- 0	0- 0	0- 0	NEUTRAL	0- 0	0- 0	0- 0				

RPI 1-25				RPI 26-50				RPI 51-100				RPI 101+ Team's RPI: 111			
RPI	S	Opponent	Score	RPI	S	Opponent	Score	RPI	S	Opponent	Score	RPI	S	Opponent	Score
19	A	Buffalo	49 71	38	A	Ball St.	58 85	66	A	Michigan St.	62 65	101	H	Ohio	54 69
21	A	Central Mich.	70 74	38	H	Ball St.	71 81	72	N	St. John's (NY)	48 76	110	N	ETSU	87 79
21	H	Central Mich.	62 78	40	N	Rutgers	64 75	81	H	Miami (OH)	81 70	147	A	Northern Ill.	85 66
22	A	Iowa	56 79					83	A	Toledo	68 69	147	H	Northern Ill.	88 83
								83	H	Toledo	73 78	148	A	Kent St.	66 61
								87	A	New Mexico	76 88	202	A	Eastern Mich.	67 69
												202	H	Eastern Mich.	74 66
												206	A	Bowling Green	81 67
												206	H	Bowling Green	85 71
												206	H	Bowling Green	67 58
												209	A	New Mexico St.	64 55
												221	A	Akron	59 51
												221	H	Akron	76 60
												304	A	Loyola Chicago	65 47
												326	H	Detroit Mercy	74 62
-----															
LAST 12 Division I GAMES:															
206	H	Bowling Green	85 71	38	H	Ball St.	71 81	206	A	Bowling Green	81 67				
147	A	Northern Ill.	85 66	206	A	Bowling Green	81 67	221	H	Akron	76 60				
202	H	Eastern Mich.	74 66	221	H	Akron	76 60	83	H	Toledo	73 78				
21	H	Central Mich.	62 78	83	A	Central Mich.	70 74	221	A	Akron	59 51				
38	A	Ball St.	58 85												
83	A	Toledo	68 69												

Non-Div I Games: Goshen 87 36 Kentucky St. 85 50 Olivet 86 37

Western Mich.

Average RPI Win:	189	WON-LOST	WINNING	LAST 10	STRENGTH OF	OPP. STRENGTH	TEAM	ADJ.	CONF.	ADJ CONF.
Average RPI Loss:	94	RECORD	PCT. RANK	GAMES	SCHEDULE	OF SCHEDULE	RPI	RPI	RPI	RPI
DIV. I ONLY	14- 17	207	5- 5	97	84	149	149	7	7	
DIV. I NON-CONF.	5- 9	238	0- 0	78	124	195	195	7	7	
-----										
TOTALS	RPI 1-25	RPI 26-50	W-L RECORDS	RPI 51-100	RPI 101-999	RPI 201+				
14- 17	1- 2	0- 3	OVERALL	1- 7	12- 5	5- 1				
9- 5	1- 0	0- 0	HOME	1- 3	7- 2	4- 0				
4- 10	0- 2	0- 3	AWAY	0- 4	4- 1	1- 0				
1- 2	0- 0	0- 0	NEUTRAL	0- 0	1- 2	0- 1				
5- 9	0- 1	0- 2	NON-CONFERENCE	1- 5	4- 1	3- 1				
4- 2	0- 0	0- 0	HOME	1- 2	3- 0	3- 0				
0- 6	0- 1	0- 2	AWAY	0- 3	0- 0	0- 0				
1- 1	0- 0	0- 0	NEUTRAL	0- 0	1- 1	0- 1				
9- 8	1- 1	0- 1	CONFERENCE	0- 2	8- 4	2- 0				
5- 3	1- 0	0- 0	HOME	0- 1	4- 2	1- 0				
4- 4	0- 1	0- 1	AWAY	0- 1	4- 1	1- 0				
0- 1	0- 0	0- 0	NEUTRAL	0- 0	0- 1	0- 0				

RPI	S	Opponent	Score	RPI	S	Opponent	Score	RPI	S	Opponent	Score	RPI	S	Opponent	Score	Team's RPI: 149
1	A	UConn	43 124	27	A	South Dakota St.	64 96	58	A	Oklahoma St.	67 91	104	H	Cincinnati	69 75	
9	A	Tennessee	56 68	46	A	UCF	53 59	60	H	South Dakota	48 62	122	A	Tulane	64 56	
14	H	South Fla.	64 56	48	A	Creighton	61 66	78	A	Houston	55 73	122	H	Tulane	81 70	
								78	H	Houston	62 73	185	H	Temple	88 81	
								87	A	New Mexico	62 76	185	N	Temple	59 72	
								96	A	Missouri St.	71 94	186	N	UC Irvine	76 53	
								96	H	Missouri St.	72 58	192	A	Memphis	77 64	
								99	H	Western Ill.	65 78	192	H	Memphis	69 61	
												193	A	East Carolina	67 77	
												196	A	Tulsa	70 59	
												196	H	Tulsa	62 67	
												214	A	SMU	52 45	
												214	H	SMU	66 43	
												240	N	Illinois	67 68	
												279	H	UMKC	72 63	
												290	H	Alcorn	87 46	
												346	H	Chicago St.	66 63	
-----																
LAST 12 Division I GAMES:																
		185	N	Temple	59	72				104	H	Cincinnati	69	75		
		196	A	Tulsa	70	59				78	H	Houston	62	73		
		122	H	Tulane	81	70				193	A	East Carolina	67	77		
		214	A	SMU	52	45				192	A	Memphis	77	64		
		185	H	Temple	88	81				14	H	South Fla.	64	56		
		1	A	UConn	43	124				214	H	SMU	66	43		

Non-Div I Games:

Wichita St.

Average RPI Win:	221	WON-LOST	WINNING	LAST 10	STRENGTH OF	OPP. STRENGTH	TEAM	ADJ.	CONF.	ADJ CONF.
Average RPI Loss:	130	RECORD	PCT. RANK	GAMES	SCHEDULE	OF SCHEDULE	RPI	RPI	RPI	RPI
DIV. I ONLY	16- 13	141	3- 7	183	172	157	157	10	10	
DIV. I NON-CONF.	9- 2	33	0- 0	257	281	87	87	12	12	
-----										
TOTALS	RPI 1-25	RPI 26-50	W-L RECORDS	RPI 51-100	RPI 101-999	RPI 201+				
16- 13	0- 0	1- 3	OVERALL	0- 3	15- 7	10- 4				
9- 6	0- 0	1- 1	HOME	0- 1	8- 4	6- 3				
7- 7	0- 0	0- 2	AWAY	0- 2	7- 3	4- 1				
0- 0	0- 0	0- 0	NEUTRAL	0- 0	0- 0	0- 0				
9- 2	0- 0	0- 0	NON-CONFERENCE	0- 1	9- 1	5- 1				
5- 1	0- 0	0- 0	HOME	0- 0	5- 1	4- 1				
4- 1	0- 0	0- 0	AWAY	0- 1	4- 0	1- 0				
0- 0	0- 0	0- 0	NEUTRAL	0- 0	0- 0	0- 0				
7- 11	0- 0	1- 3	CONFERENCE	0- 2	6- 6	5- 3				
4- 5	0- 0	1- 1	HOME	0- 1	3- 3	2- 2				
3- 6	0- 0	0- 2	AWAY	0- 1	3- 3	3- 1				
0- 0	0- 0	0- 0	NEUTRAL	0- 0	0- 0	0- 0				

RPI 1-25				RPI 26-50				RPI 51-100				RPI 101+ Team's RPI: 157			
RPI	S	Opponent	Score	RPI	S	Opponent	Score	RPI	S	Opponent	Score	RPI	S	Opponent	Score
44	A	Drexel	34 54	44	H	Drexel	58 65	63	A	James Madison	64 70	116	A	Delaware	59 68
45	A	Elon	61 82	45	H	Elon	81 75	63	H	James Madison	41 86	116	H	Delaware	52 61
								72	A	St. John's (NY)	81 92	118	A	Saint Francis (PA)	92 86
												138	A	Northeastern	46 64
												138	H	Northeastern	71 53
												184	H	Davidson	73 55
												193	A	East Carolina	71 65
												195	A	Richmond	78 64
												213	H	Norfolk St.	74 80
												234	H	Loyola Maryland	70 49
												243	A	Hofstra	54 65
												243	H	Hofstra	63 53
												258	A	UNCW	66 53
												258	H	UNCW	49 64
												262	A	Col. of Charleston	68 54
												262	H	Col. of Charleston	79 66
												269	A	Howard	83 71
												272	A	Towson	75 63
												272	H	Towson	66 67
												275	H	Fairfield	57 47
												282	H	Old Dominion	75 58
												302	H	USC Upstate	83 63
LAST 12 Division I GAMES:															
63	A	James Madison	64 70	45	A	Elon	61 82	116	A	Delaware	59 68				
116	H	Delaware	52 61	44	A	Drexel	34 54	272	A	Towson	75 63	63	H	James Madison	41 86
258	H	UNCW	49 64	138	H	Northeastern	71 53	243	H	Hofstra	63 53	262	H	Col. of Charleston	79 66
								138	A	Northeastern	46 64				

Non-Div I Games:

William &amp; Mary

Average RPI Win:	334	WON-LOST	WINNING	LAST 10	STRENGTH OF	OPP. STRENGTH	TEAM	ADJ.	CONF.	ADJ CONF.
Average RPI Loss:	199	RECORD	PCT. RANK	GAMES	SCHEDULE	OF SCHEDULE	RPI	RPI	RPI	RPI
DIV. I ONLY	2- 26	343	2- 8	226	319	344	344	27	27	
DIV. I NON-CONF.	0- 10	337	0- 0	178	251	335	335	28	28	
-----										
TOTALS	RPI 1-25	RPI 26-50	W-L RECORDS	RPI 51-100	RPI 101-999	RPI 201+				
2- 26	0- 1	0- 2	OVERALL	0- 3	2- 20	2- 15				
2- 11	0- 0	0- 0	HOME	0- 2	2- 9	2- 6				
0- 15	0- 1	0- 2	AWAY	0- 1	0- 11	0- 9				
0- 0	0- 0	0- 0	NEUTRAL	0- 0	0- 0	0- 0				
0- 10	0- 1	0- 2	NON-CONFERENCE	0- 1	0- 6	0- 5				
0- 4	0- 0	0- 0	HOME	0- 1	0- 3	0- 2				
0- 6	0- 1	0- 2	AWAY	0- 0	0- 3	0- 3				
0- 0	0- 0	0- 0	NEUTRAL	0- 0	0- 0	0- 0				
2- 16	0- 0	0- 0	CONFERENCE	0- 2	2- 14	2- 10				
2- 7	0- 0	0- 0	HOME	0- 1	2- 6	2- 4				
0- 9	0- 0	0- 0	AWAY	0- 1	0- 8	0- 6				
0- 0	0- 0	0- 0	NEUTRAL	0- 0	0- 0	0- 0				

RPI 1-25				RPI 26-50				RPI 51-100				RPI 101+				Team's RPI: 344
RPI	S	Opponent	Score	RPI	S	Opponent	Score	RPI	S	Opponent	Score	RPI	S	Opponent	Score	
18	A	Duke	30 101	45	A	El on	37 98	73	H	Duquesne	54 81	110	H	ETSU	63 74	
				47	A	Mercer	45 93	88	A	Li berty	37 63	136	A	Radford	52 78	
								88	H	Li berty	53 73	136	H	Radford	30 70	
												194	A	High Point	40 77	
												194	H	High Point	58 79	
												221	A	Akron	43 69	
												224	A	UNC Asheville	51 63	
												224	H	UNC Asheville	48 70	
												229	A	Gardner-Webb	55 68	
												229	H	Gardner-Webb	59 66	
												245	A	Presbyteri an	45 78	
												245	H	Presbyteri an	58 64	
												255	A	Campbel l	45 57	
												255	H	Campbel l	48 72	
												303	H	Wofford	68 73	
												309	A	Marshall	40 70	
												312	A	Tennessee Tech	41 70	
												318	H	South Carolina St.	37 65	
												324	A	Charleston So.	45 81	
												324	H	Charleston So.	62 56	
												343	A	Longwood	60 90	
												343	H	Longwood	69 60	
LAST 12 Division I GAMES:																
343	A	Longwood	60 90	229	A	Gardner-Webb	55 68									
324	H	Charleston So.	62 56	245	H	Presbyteri an	58 64									
255	A	Campbel l	45 57	224	A	UNC Asheville	51 63									
88	H	Li berty	53 73	343	H	Longwood	69 60									
136	H	Radford	30 70	229	H	Gardner-Webb	59 66									
194	A	High Point	40 77	245	A	Presbyteri an	45 78									

Non-Div I Games: N. C. Wesleyan 94 50

Winthrop

Average RPI	Win:	219	WON-LOST	WINNING	LAST 10	STRENGTH OF	OPP. STRENGTH	TEAM	ADJ.	CONF.	ADJ CONF.
Average RPI	Loss:	63	RECORD	PCT. RANK	GAMES	SCHEDULE	OF SCHEDULE	RPI	RPI	RPI	RPI
DIV. I ONLY		9- 21		275	2- 8	70	51	203	203	3	3
DIV. I NON-CONF.		7- 6		165	0- 0	173	76	159	159	4	4
-----											
TOTALS	RPI 1-25		RPI 26-50		W-L RECORDS	RPI 51-100		RPI 101-999		RPI 201+	
9- 21	0- 6		0- 5		OVERALL	0- 6		9- 4		4- 0	
6- 9	0- 4		0- 3		HOME	0- 1		6- 1		3- 0	
2- 10	0- 2		0- 1		AWAY	0- 5		2- 2		1- 0	
1- 2	0- 0		0- 1		NEUTRAL	0- 0		1- 1		0- 0	
7- 6	0- 2		0- 1		NON-CONFERENCE	0- 1		7- 2		3- 0	
5- 2	0- 1		0- 0		HOME	0- 0		5- 1		3- 0	
1- 3	0- 1		0- 0		AWAY	0- 1		1- 1		0- 0	
1- 1	0- 0		0- 1		NEUTRAL	0- 0		1- 0		0- 0	
2- 15	0- 4		0- 4		CONFERENCE	0- 5		2- 2		1- 0	
1- 7	0- 3		0- 3		HOME	0- 1		1- 0		0- 0	
1- 7	0- 1		0- 1		AWAY	0- 4		1- 1		1- 0	
0- 1	0- 0		0- 0		NEUTRAL	0- 0		0- 1		0- 0	

RPI	S	Opponent	Score	RPI	S	Opponent	Score	RPI	S	Opponent	Score	RPI	S	Opponent	Score	Team's RPI: 203
6	H	Ohio St.	55 68	35	N	Syracuse	74 77	53	A	Indiana	55 69	128	A	Butler	62 69	
17	H	Maryland	44 71	39	H	Michigan	57 80	59	A	Nebraska	48 51	131	H	Milwaukee	64 67	
22	A	Iowa	61 88	40	H	Rutgers	50 63	61	A	Purdue	35 57	150	N	Vanderbilt	73 71	
22	H	Iowa	46 56	41	A	Minnesota	65 90	66	A	Michigan St.	61 69	154	H	Charlotte	80 66	
23	H	Green Bay	34 67	41	H	Minnesota	61 71	75	A	George Washington	46 61	173	A	Northwestern	60 69	
25	A	Marquette	65 88					93	H	Penn St.	62 69	173	H	Northwestern	58 46	
-----																
LAST 12 Division I GAMES:																
173	N	Northwestern	63 68	41	H	Minnesota	61 71	240	A	Illinois	70 61					
66	A	Michigan St.	61 69	53	A	Indiana	55 69	173	H	Northwestern	58 46					
22	A	Iowa	61 88	41	A	Minnesota	65 90									
40	H	Rutgers	50 63	93	H	Penn St.	62 69									
59	A	Nebraska	48 51													
6	H	Ohio St.	55 68													

Non-Div I Games:

Wisconsin

Average RPI Win: 255	WON-LOST RECORD	WINNING PCT. RANK	LAST 10 GAMES	STRENGTH OF SCHEDULE	OPP. STRENGTH OF SCHEDULE	TEAM RPI	ADJ. RPI	CONF. RPI	ADJ. CONF. RPI
Average RPI Loss: 165									
DIV. I ONLY	7- 20	293	1- 9	248	192	303	303	17	17
DIV. I NON-CONF.	4- 8	239	0- 0	301	292	301	301	17	17
-----									
TOTALS	RPI 1-25	RPI 26-50	W-L RECORDS	RPI 51-100	RPI 101-999	RPI 201+			
7- 20	0- 1	0- 3	OVERALL	0- 0	7- 16	5- 9			
5- 8	0- 0	0- 1	HOME	0- 0	5- 7	3- 5			
2- 11	0- 1	0- 2	AWAY	0- 0	2- 8	2- 4			
0- 1	0- 0	0- 0	NEUTRAL	0- 0	0- 1	0- 0			
4- 8	0- 1	0- 1	NON-CONFERENCE	0- 0	4- 6	4- 6			
3- 3	0- 0	0- 0	HOME	0- 0	3- 3	3- 3			
1- 5	0- 1	0- 1	AWAY	0- 0	1- 3	1- 3			
0- 0	0- 0	0- 0	NEUTRAL	0- 0	0- 0	0- 0			
3- 12	0- 0	0- 2	CONFERENCE	0- 0	3- 10	1- 3			
2- 5	0- 0	0- 1	HOME	0- 0	2- 4	0- 2			
1- 6	0- 0	0- 1	AWAY	0- 0	1- 5	1- 1			
0- 1	0- 0	0- 0	NEUTRAL	0- 0	0- 1	0- 0			

RPI 1-25				RPI 26-50				RPI 51-100				RPI 101+ Team's RPI: 303			
RPI	S	Opponent	Score	RPI	S	Opponent	Score	RPI	S	Opponent	Score	RPI	S	Opponent	Score
11	A	South Carolina	60 94	26	A	Georgia	56 95					107	A	Chattanooga	46 76
				47	A	Mercer	39 80					107	H	Chattanooga	47 54
				47	H	Mercer	46 71					110	A	ETSU	53 82
												110	H	ETSU	58 61
												110	N	ETSU	64 78
												160	A	Samford	77 81
												160	H	Samford	58 46
												190	A	Furman	57 63
												190	H	Furman	79 48
												216	A	UNCG	51 66
												216	H	UNCG	75 81
												220	A	Coastal Caro.	51 67
												224	H	UNC Asheville	70 68
												229	A	Gardner-Webb	55 73
												241	H	North Florida	69 57
												244	H	Omaha	60 64
												258	H	UNCW	60 65
												262	A	Col. of Charleston	51 59
												306	A	Western Caro.	54 48
												306	H	Western Caro.	62 68
												320	H	N. C. Central	77 56
												324	H	Charleston So.	45 68
												344	A	Winthrop	73 68
LAST 12 Division I GAMES:															
				110	N	ETSU	64 78	47	A	Mercer	39 80				
				190	A	Furman	57 63	160	A	Samford	77 81				
				107	A	Chattanooga	46 76	190	H	Furman	79 48				
				110	A	ETSU	53 82	110	H	ETSU	58 61				
				216	H	UNCG	75 81	107	H	Chattanooga	47 54				
				306	H	Western Caro.	62 68	306	A	Western Caro.	54 48				

Non-Div I Games: Brevard 85 46 Southern Wesleyan 104 57 Bob Jones 96 54

Wofford



Average RPI Win:	214	WON-LOST	WINNING	LAST 10	STRENGTH OF	OPP. STRENGTH	TEAM	ADJ.	CONF.	ADJ CONF.
Average RPI Loss:	79	RECORD	PCT. RANK	GAMES	SCHEDULE	OF SCHEDULE	RPI	RPI	RPI	RPI
DIV. I ONLY	21- 10	79	7- 3	132	158	85	85	11	11	
DIV. I NON-CONF.	7- 3	74	0- 0	250	198	106	106	15	15	
-----										
TOTALS	RPI 1-25	RPI 26-50	W-L RECORDS	RPI 51-100	RPI 101-999	RPI 201+				
21- 10	0- 4	0- 1	OVERALL	3- 1	18- 4	9- 1				
9- 3	0- 1	0- 0	HOME	0- 1	9- 1	6- 0				
8- 5	0- 2	0- 1	AWAY	2- 0	6- 2	3- 0				
4- 2	0- 1	0- 0	NEUTRAL	1- 0	3- 1	0- 1				
7- 3	0- 1	0- 1	NON-CONFERENCE	1- 0	6- 1	3- 1				
3- 0	0- 0	0- 0	HOME	0- 0	3- 0	3- 0				
2- 2	0- 1	0- 1	AWAY	1- 0	1- 0	0- 0				
2- 1	0- 0	0- 0	NEUTRAL	0- 0	2- 1	0- 1				
14- 7	0- 3	0- 0	CONFERENCE	2- 1	12- 3	6- 0				
6- 3	0- 1	0- 0	HOME	0- 1	6- 1	3- 0				
6- 3	0- 1	0- 0	AWAY	1- 0	5- 2	3- 0				
2- 1	0- 1	0- 0	NEUTRAL	1- 0	1- 0	0- 0				

RPI 1-25				RPI 26-50				RPI 51-100				RPI 101+			
RPI	S	Opponent	Score	RPI	S	Opponent	Score	RPI	S	Opponent	Score	RPI	S	Opponent	Score
23	A	Green Bay	68 75	26	A	Georgi a	71 87	57	A	Bel mont	91 81	120	A	Clevel and St.	70 71
23	H	Green Bay	51 58					80	A	IUPUI	66 63	120	H	Clevel and St.	63 70
23	N	Green Bay	44 62					80	H	IUPUI	61 64	120	N	Clevel and St.	83 61
24	A	Missouri	80 82					80	N	IUPUI	60 52	131	A	Milwaukee	53 59
												131	H	Milwaukee	56 51
												141	A	Youngstown St.	69 59
												141	H	Youngstown St.	73 50
												148	A	Kent St.	72 60
												189	A	Oakland	77 57
												189	H	Oakland	80 75
												195	N	Richmond	85 69
												199	N	Stetson	64 59
												215	N	Providence	69 74
												254	A	Northern Ky.	68 63
												254	H	Northern Ky.	73 60
												312	H	Tennessee Tech	82 59
												326	A	Detroit Mercy	88 60
												326	H	Detroit Mercy	85 55
												332	A	Ill. -Chicago	80 53
												332	H	Ill. -Chicago	60 50
												345	H	Eastern Ill.	81 46
												346	H	Chicago St.	84 39
-----															
LAST 12 Division I GAMES:															
23	N	Green Bay	44 62	254	H	Northern Ky.	73 60								
80	N	IUPUI	60 52	189	H	Oakland	80 75								
120	N	Cleveland St.	83 61	326	H	Detroit Mercy	85 55								
332	A	Ill. -Chicago	80 53	23	A	Green Bay	68 75								
80	A	IUPUI	66 63	131	A	Milwaukee	53 59								
120	H	Cleveland St.	63 70	141	A	Youngstown St.	69 59								

Non-Div I Games: Northwestern Ohio 106 52 Cincinnati Christian 99 36

Wright St.



Average RPI Win:	212	WON-LOST	WINNING	LAST 10	STRENGTH OF	OPP. STRENGTH	TEAM	ADJ.	CONF.	ADJ CONF.
Average RPI Loss:	77	RECORD	PCT. RANK	GAMES	SCHEDULE	OF SCHEDULE	RPI	RPI	RPI	RPI
DIV. I ONLY	10- 20	257	1- 9	105	80	228	228	6	6	
DIV. I NON-CONF.	7- 4	102	0- 0	210	253	160	160	6	6	
-----										
TOTALS	RPI 1-25	RPI 26-50	W-L RECORDS	RPI 51-100	RPI 101-999	RPI 201+				
10- 20	0- 5	0- 5	OVERALL	0- 4	10- 6	5- 2				
8- 8	0- 2	0- 2	HOME	0- 2	8- 2	5- 0				
1- 10	0- 2	0- 3	AWAY	0- 2	1- 3	0- 2				
1- 2	0- 1	0- 0	NEUTRAL	0- 0	1- 1	0- 0				
7- 4	0- 1	0- 1	NON-CONFERENCE	0- 0	7- 2	4- 1				
6- 1	0- 0	0- 0	HOME	0- 0	6- 1	4- 0				
0- 2	0- 0	0- 1	AWAY	0- 0	0- 1	0- 1				
1- 1	0- 1	0- 0	NEUTRAL	0- 0	1- 0	0- 0				
3- 16	0- 4	0- 4	CONFERENCE	0- 4	3- 4	1- 1				
2- 7	0- 2	0- 2	HOME	0- 2	2- 1	1- 0				
1- 8	0- 2	0- 2	AWAY	0- 2	1- 2	0- 1				
0- 1	0- 0	0- 0	NEUTRAL	0- 0	0- 1	0- 0				

RPI 1-25				RPI 26-50				RPI 51-100				RPI 101+ Team's RPI: 228			
RPI	S	Opponent	Score	RPI	S	Opponent	Score	RPI	S	Opponent	Score	RPI	S	Opponent	Score
20	A	DePaul	48 79	29	A	Villanova	57 75	72	A	St. John's (NY)	36 70	104	H	Cincinnati	53 50
20	H	DePaul	72 73	29	H	Villanova	50 89	72	H	St. John's (NY)	63 67	105	H	Wake Forest	57 62
24	N	Missouri	48 74	41	A	Minnesota	62 74	97	A	Georgetown	60 65	121	A	Seton Hall	53 58
25	A	Marquette	67 88	48	A	Creighton	54 65	97	H	Georgetown	48 65	121	H	Seton Hall	51 62
25	H	Marquette	63 80	48	H	Creighton	64 71					121	N	Seton Hall	42 66
												128	A	Butler	69 62
												128	H	Butler	57 54
												174	H	New Hampshire	71 66
												190	N	Furman	75 62
												206	A	Bowling Green	53 63
												215	A	Providence	48 69
												215	H	Providence	68 59
												226	H	Grambling	72 67
												291	H	Mt. St. Mary's	66 45
												325	H	Fort Wayne	62 50
												337	H	Florida A&M	70 52
-----															
LAST 12 Division I GAMES:															
121	N	Seton Hall	42 66	72	A	St. John's (NY)	36 70								
128	H	Butler	57 54	121	A	Seton Hall	53 58								
215	A	Providence	48 69	97	H	Georgetown	48 65								
48	A	Creighton	54 65	29	H	Villanova	50 89								
20	H	DePaul	72 73	48	H	Creighton	64 71								
25	H	Marquette	63 80	215	H	Providence	68 59								

Non-Div I Games:

Xavier

Average RPI Win: 196	WON-LOST RECORD	WINNING PCT. RANK	LAST 10 GAMES	STRENGTH OF SCHEDULE	OPP. STRENGTH OF SCHEDULE	TEAM RPI	ADJ. RPI	CONF. RPI	ADJ CONF. RPI
Average RPI Loss: 108									
DIV. I ONLY	15- 12	136	6- 4	128	125	125	125	9	9
DIV. I NON-CONF.	7- 6	165	0- 0	234	233	177	177	9	9
-----									
TOTALS	RPI 1-25	RPI 26-50	W-L RECORDS	RPI 51-100	RPI 101-999	RPI 201+			
15- 12	0- 0	1- 1	OVERALL	2- 5	12- 6	8- 1			
7- 5	0- 0	1- 0	HOME	1- 2	5- 3	4- 1			
8- 5	0- 0	0- 1	AWAY	1- 2	7- 2	4- 0			
0- 2	0- 0	0- 0	NEUTRAL	0- 1	0- 1	0- 0			
7- 6	0- 0	0- 0	NON-CONFERENCE	1- 2	6- 4	4- 1			
2- 3	0- 0	0- 0	HOME	0- 1	2- 2	2- 1			
5- 1	0- 0	0- 0	AWAY	1- 0	4- 1	2- 0			
0- 2	0- 0	0- 0	NEUTRAL	0- 1	0- 1	0- 0			
8- 6	0- 0	1- 1	CONFERENCE	1- 3	6- 2	4- 0			
5- 2	0- 0	1- 0	HOME	1- 1	3- 1	2- 0			
3- 4	0- 0	0- 1	AWAY	0- 2	3- 1	2- 0			
0- 0	0- 0	0- 0	NEUTRAL	0- 0	0- 0	0- 0			

RPI 1-25				RPI 26-50				RPI 51-100				RPI 101+				Team's RPI: 125	
RPI	S	Opponent	Score	RPI	S	Opponent	Score	RPI	S	Opponent	Score	RPI	S	Opponent	Score		
30	A	Princeton	53 64	52	A	Harvard	73 97	117	A	Dartmouth	57 39						
30	H	Princeton	73 59	52	H	Harvard	69 63	117	H	Dartmouth	62 64						
				53	H	Indiana	68 72	130	N	Hartford	70 78						
				62	A	Penn	52 64	152	H	Army West Point	65 82						
				62	H	Penn	54 69	156	A	Binghamton	73 69						
				65	N	UC Davis	61 71	170	A	Brown	71 81						
				70	A	TCU	82 72	170	H	Brown	77 63						
								183	A	Kansas	75 81						
								187	A	Stony Brook	77 71						
								212	A	Columbia	73 50						
								212	H	Columbia	66 59						
								215	H	Providence	51 55						
								264	A	Cornell	65 55						
								264	H	Cornell	69 56						
								273	H	LIU Brooklyn	62 51						
								287	H	Colgate	82 56						
								292	A	Central Conn. St.	75 62						
								347	A	Saint Peter's	70 49						
-----																	
LAST 12 Division I GAMES:																	
30	A	Princeton	53 64	264	A	Cornell	65 55										
62	A	Penn	52 64	212	A	Columbia	73 50										
212	H	Columbia	66 59	62	H	Penn	54 69										
264	H	Cornell	69 56	30	H	Princeton	73 59										
52	H	Harvard	69 63	117	A	Dartmouth	57 39										
117	H	Dartmouth	62 64	52	A	Harvard	73 97										

Non-Div I Games:

Yale

Youngstown St.				Through Games Of March 6, 2018							
Average RPI Win:		229	WON-LOST RECORD	WINNING PCT. RANK	LAST 10 GAMES	STRENGTH OF SCHEDULE	OPP. STRENGTH OF SCHEDULE	TEAM RPI	ADJ. RPI	CONF. RPI	ADJ CONF. RPI
Average RPI Loss:		106									
DIV. I ONLY		14- 15	191	8- 2	100	180	141	141	11	11	
DIV. I NON-CONF.		2- 7	286	0- 0	197	221	270	270	15	15	
TOTALS		RPI 1-25		RPI 26-50	W-L RECORDS		RPI 51-100	RPI 101-999	RPI 201+		
14- 15		0- 3		0- 0	OVERALL		1- 5	13- 7	8- 1		
6- 6		0- 1		0- 0	HOME		0- 3	6- 2	4- 0		
7- 8		0- 1		0- 0	AWAY		1- 2	6- 5	4- 1		
1- 1		0- 1		0- 0	NEUTRAL		0- 0	1- 0	0- 0		
2- 7		0- 0		0- 0	NON-CONFERENCE		0- 2	2- 5	2- 1		
1- 2		0- 0		0- 0	HOME		0- 1	1- 1	1- 0		
1- 5		0- 0		0- 0	AWAY		0- 1	1- 4	1- 1		
0- 0		0- 0		0- 0	NEUTRAL		0- 0	0- 0	0- 0		
12- 8		0- 3		0- 0	CONFERENCE		1- 3	11- 2	6- 0		
5- 4		0- 1		0- 0	HOME		0- 2	5- 1	3- 0		
6- 3		0- 1		0- 0	AWAY		1- 1	5- 1	3- 0		
1- 1		0- 1		0- 0	NEUTRAL		0- 0	1- 0	0- 0		

[illegible]

Non-Div I Games:	Ohio Valley	86	59	Penn St.-Beaver	97	40
------------------	-------------	----	----	-----------------	----	----

Youngstown St.

■ Loss, ■ Non-Conf, S Site, H Home A Away N Neutral