

Average RPI Win:	252	WON-LOST	WINNING	LAST 10	STRENGTH OF	OPP. STRENGTH	TEAM	ADJ.	CONF.	ADJ CONF.
Average RPI Loss:	181	RECORD	PCT. RANK	GAMES	SCHEDULE	OF SCHEDULE	RPI	RPI	RPI	RPI
DIV. I ONLY	9- 14	237	0- 1	230	297	256	256	25	25	
DIV. I NON-CONF.	2- 5	264	0- 0	187	303	269	269	23	23	
TOTALS	RPI 1-25	RPI 26-50	W-L RECORDS	RPI 51-100	RPI 101-150	RPI 150+				
9- 14	0- 0	0- 2	OVERALL	1- 0	0- 4	8- 8				
5- 5	0- 0	0- 1	HOME	1- 0	0- 2	4- 2				
3- 8	0- 0	0- 1	AWAY	0- 0	0- 2	3- 5				
1- 1	0- 0	0- 0	NEUTRAL	0- 0	0- 0	1- 1				
2- 5	0- 0	0- 0	NON-CONFERENCE	0- 0	0- 2	2- 3				
0- 3	0- 0	0- 0	HOME	0- 0	0- 1	0- 2				
1- 1	0- 0	0- 0	AWAY	0- 0	0- 1	1- 0				
1- 1	0- 0	0- 0	NEUTRAL	0- 0	0- 0	1- 1				
7- 9	0- 0	0- 2	CONFERENCE	1- 0	0- 2	6- 5				
5- 2	0- 0	0- 1	HOME	1- 0	0- 1	4- 0				
2- 7	0- 0	0- 1	AWAY	0- 0	0- 1	2- 5				
0- 0	0- 0	0- 0	NEUTRAL	0- 0	0- 0	0- 0				

RPI 1-25			RPI 26-50			RPI 51-100			RPI 101+ Team's RPI: 256		
RPI	S	Opponent	Score	RPI	S	Opponent	Score	RPI	S	Opponent	Score
				50	A	Lamar University	58 76	74	H	SFA	46 44
				50	H	Lamar University	47 72				
								144	H	New Mexico St.	65 67
								146	A	Texas Tech	61 78
								150	A	Abilene Christian	55 72
								150	H	Abilene Christian	68 72
								162	H	Texas St.	53 60
								166	A	Nicholls St.	55 85
								183	A	Sam Houston St.	59 61
								183	H	Sam Houston St.	76 61
								198	N	Prairie View	59 67
								225	A	UTRGV	59 49
								225	H	UTRGV	57 70
								263	N	Louisiana	64 63
								275	A	Central Ark.	73 65
								288	A	New Orleans	54 56
								288	H	New Orleans	57 51
								301	A	Incarnate Word	72 77
								301	H	Incarnate Word	57 49
								314	A	Southeastern La.	45 56
								318	H	Northwestern St.	79 55
								342	A	Houston Baptist	70 56
LAST 12 Division I GAMES:											
301	A	Incarnate Word	72 77	301	H	Incarnate Word	57 49				
150	A	Abilene Christian	55 72	314	A	Southeastern La.	45 56				
50	H	Lamar University	47 72	342	A	Houston Baptist	70 56				
74	H	SFA	46 44	150	H	Abilene Christian	68 72				
288	A	New Orleans	54 56	166	A	Nicholls St.	55 85				
183	A	Sam Houston St.	59 61	288	H	New Orleans	57 51				

Non-Div I Games: UNKNOWN 78 40 Schreiner 64 34 Tex. A&M Int'l 84 36 Texas Lutheran 73 49 A&M-Corpus Christi

Loss, Non-Conf, S Site, H Home A Away N Neutral

Average RPI Win:	261	WON-LOST	WINNING	LAST 10	STRENGTH OF	OPP. STRENGTH	TEAM	ADJ.	CONF.	ADJ CONF.
Average RPI Loss:	136	RECORD	PCT. RANK	GAMES	SCHEDULE	OF SCHEDULE	RPI	RPI	RPI	RPI
DIV. I ONLY	15- 8	96	1- 0	266	282	150	150	25	25	
DIV. I NON-CONF.	3- 4	199	0- 0	113	170	120	120	23	23	
TOTALS	RPI 1-25	RPI 26-50	W-L RECORDS	RPI 51-100	RPI 101-150	RPI 150+				
15- 8	0- 0	0- 1	OVERALL	0- 3	1- 1	14- 3				
5- 4	0- 0	0- 1	HOME	0- 2	0- 0	5- 1				
9- 4	0- 0	0- 0	AWAY	0- 1	1- 1	8- 2				
1- 0	0- 0	0- 0	NEUTRAL	0- 0	0- 0	1- 0				
3- 4	0- 0	0- 0	NON-CONFERENCE	0- 2	1- 1	2- 1				
0- 1	0- 0	0- 0	HOME	0- 1	0- 0	0- 0				
2- 3	0- 0	0- 0	AWAY	0- 1	1- 1	1- 1				
1- 0	0- 0	0- 0	NEUTRAL	0- 0	0- 0	1- 0				
12- 4	0- 0	0- 1	CONFERENCE	0- 1	0- 0	12- 2				
5- 3	0- 0	0- 1	HOME	0- 1	0- 0	5- 1				
7- 1	0- 0	0- 0	AWAY	0- 0	0- 0	7- 1				
0- 0	0- 0	0- 0	NEUTRAL	0- 0	0- 0	0- 0				

RPI 1-25			RPI 26-50			RPI 51-100			RPI 101+ Team's RPI: 150		
RPI	S	Opponent	Score	RPI	S	Opponent	Score	RPI	S	Opponent	Score
				50	H	Lamar University	60 63	59	A	FGCU	65 81
								74	H	SFA	55 71
								94	H	Arkansas	68 80
										New Mexico St.	58 46
										Texas Tech	54 105
										Nicholls St.	76 66
										Tulsa	63 75
										Sam Houston St.	91 79
										Sam Houston St.	63 72
										Texas Southern	81 39
										A&M-Corpus Christi	72 68
										A&M-Corpus Christi	72 55
										Central Ark.	67 65
										Central Ark.	77 70
										UTEP	70 69
										New Orleans	59 52
										Incarinate Word	71 50
										Southeastern La.	71 74
										Southeastern La.	86 66
										McNeese	109 52
										Northwestern St.	72 63
										Houston Baptist	72 62
LAST 12 Division I GAMES:											
275	A	Central Ark.	67 65	50	H	Lamar University	60 63				
256	H	A&M-Corpus Christi	72 55	256	A	A&M-Corpus Christi	72 68				
314	H	Southeastern La.	86 66	275	H	Central Ark.	77 70				
301	A	Incarinate Word	71 50	74	H	SFA	55 71				
166	H	Nicholls St.	76 66	318	A	Northwestern St.	72 63				
183	H	Sam Houston St.	63 72	342	A	Houston Baptist	72 62				

Non-Div I Games: Eastern N.M. 78 46 Southwest (NM) 90 47 Howard Payne 98 43 Schreiner 90 43 Abilene Christian

Loss, Non-Conf, S Site, H Home A Away N Neutral

Average RPI Win:	254	WON-LOST	WINNING	LAST 10	STRENGTH OF	OPP. STRENGTH	TEAM	ADJ.	CONF.	ADJ CONF.
Average RPI Loss:	157	RECORD	PCT. RANK	GAMES	SCHEDULE	OF SCHEDULE	RPI	RPI	RPI	RPI
DIV. I ONLY	7- 20	295	0- 1	206	158	294	294	15	15	
DIV. I NON-CONF.	3- 7	256	0- 0	127	254	222	222	12	12	
TOTALS	RPI 1-25	RPI 26-50	W-L RECORDS	RPI 51-100	RPI 101-150	RPI 150+				
7- 20	0- 1	0- 1	OVERALL	0- 4	1- 2	6- 12				
6- 6	0- 0	0- 0	HOME	0- 1	1- 1	5- 4				
1- 14	0- 1	0- 1	AWAY	0- 3	0- 1	1- 8				
0- 0	0- 0	0- 0	NEUTRAL	0- 0	0- 0	0- 0				
3- 7	0- 1	0- 0	NON-CONFERENCE	0- 1	1- 1	2- 4				
2- 2	0- 0	0- 0	HOME	0- 0	1- 0	1- 2				
1- 5	0- 1	0- 0	AWAY	0- 1	0- 1	1- 2				
0- 0	0- 0	0- 0	NEUTRAL	0- 0	0- 0	0- 0				
4- 13	0- 0	0- 1	CONFERENCE	0- 3	0- 1	4- 8				
4- 4	0- 0	0- 0	HOME	0- 1	0- 1	4- 2				
0- 9	0- 0	0- 1	AWAY	0- 2	0- 0	0- 6				
0- 0	0- 0	0- 0	NEUTRAL	0- 0	0- 0	0- 0				

RPI 1-25				RPI 26-50				RPI 51-100				RPI 101+ Team's RPI: 294			
RPI	S	Opponent	Score	RPI	S	Opponent	Score	RPI	S	Opponent	Score	RPI	S	Opponent	Score
5	A	Oregon	36 82	47	A	Boise St.	48 79	52	A	New Mexico	57 78	107	H	Northern Colo.	69 57
								64	A	Wyoming	60 80	109	A	Northeastern	41 54
								64	H	Wyoming	56 59	111	H	Fresno St.	70 77
								97	A	Minnesota	50 67	157	A	Denver	66 92
												175	A	Portland	60 79
												176	A	Utah St.	55 64
												176	H	Utah St.	44 48
												194	A	UNLV	56 66
												194	H	UNLV	47 62
												224	H	George Mason	71 78
												234	A	San Diego St.	61 70
												234	H	San Diego St.	75 66
												244	A	Nevada	54 79
												244	H	Nevada	79 74
												250	H	Navy	47 54
												270	A	Colorado St.	48 55
												270	H	Colorado St.	63 48
												284	A	Army West Point	71 60
												299	A	San Jose St.	60 73
												299	H	San Jose St.	88 77
												343	H	Fairleigh Dickinson	85 37
LAST 12 Division I GAMES:															
244	A	Nevada	54 79	64	A	Wyoming	60 80								
64	H	Wyoming	56 59	270	A	Colorado St.	48 55								
299	A	San Jose St.	60 73	234	H	San Diego St.	75 66								
111	H	Fresno St.	70 77	299	H	San Jose St.	88 77								
176	A	Utah St.	55 64	47	A	Boise St.	48 79								
194	H	UNLV	47 62	244	H	Nevada	79 74								

Non-Div I Games: Western St. 72 54

Air Force

■ Loss,
 ■ Non-Conf, S Site,
 ■ Home
 ■ Away
 N Neutral

Average RPI Win: 232	WON-LOST	WINNING	LAST 10	STRENGTH OF	OPP. STRENGTH	TEAM	ADJ.	CONF.	ADJ CONF.
Average RPI Loss: 88	RECORD	PCT. RANK	GAMES	SCHEDULE	OF SCHEDULE	RPI	RPI	RPI	RPI
DIV. I ONLY	15- 11	130	0- 1	162	126	140	140	8	8
DIV. I NON-CONF.	8- 2	52	0- 0	309	288	147	147	9	9

TOTALS	RPI 1-25	RPI 26-50	W-L RECORDS	RPI 51-100	RPI 101-150	RPI 150+			
15- 11	0- 0	1- 5	OVERALL	1- 2	0- 2	13- 2			
8- 4	0- 0	1- 2	HOME	1- 1	0- 0	6- 1			
3- 7	0- 0	0- 3	AWAY	0- 1	0- 2	3- 1			
4- 0	0- 0	0- 0	NEUTRAL	0- 0	0- 0	4- 0			
8- 2	0- 0	0- 0	NON-CONFERENCE	0- 1	0- 1	8- 0			
3- 1	0- 0	0- 0	HOME	0- 1	0- 0	3- 0			
1- 1	0- 0	0- 0	AWAY	0- 0	0- 1	1- 0			
4- 0	0- 0	0- 0	NEUTRAL	0- 0	0- 0	4- 0			
7- 9	0- 0	1- 5	CONFERENCE	1- 1	0- 1	5- 2			
5- 3	0- 0	1- 2	HOME	1- 0	0- 0	3- 1			
2- 6	0- 0	0- 3	AWAY	0- 1	0- 1	2- 1			
0- 0	0- 0	0- 0	NEUTRAL	0- 0	0- 0	0- 0			

RPI 1-25				RPI 26-50				RPI 51-100				RPI 101+				Team's RPI: 140
RPI	S	Opponent	Score	RPI	S	Opponent	Score	RPI	S	Opponent	Score	RPI	S	Opponent	Score	
				26	A	Central Mich.	71 94	60	H	Butler	47 63	105	A	Northern Ill.	59 70	
				32	A	Buffalo	72 91	82	H	Toledo	70 64	117	A	Youngstown St.	61 72	
				32	H	Buffalo	70 59	90	A	Kent St.	58 73	196	A	N.C. A&T	49 36	
				37	A	Ohio	70 92					208	A	Eastern Mich.	60 67	
				37	H	Ohio	71 81					208	H	Eastern Mich.	60 72	
				46	H	Miami (OH)	61 67					221	A	Bowling Green	83 73	
												221	H	Bowling Green	74 71	
												223	H	Ball St.	91 61	
												239	N	Northern Ky.	77 60	
												261	H	St. Bonaventure	67 58	
												268	N	Jackson St.	74 57	
												272	A	Western Mich.	72 59	
												272	H	Western Mich.	69 62	
												276	N	UTEP	64 57	
												279	H	Canisius	62 53	
												308	N	Oakland	85 65	
												332	H	Eastern Ky.	63 54	
LAST 12 Division I GAMES:																
				37	H	Ohio	71 81	272	H	Western Mich.	69 62					
				221	A	Bowling Green	83 73	37	A	Ohio	70 92					
				32	H	Buffalo	70 59	90	A	Kent St.	58 73					
				208	A	Eastern Mich.	60 67	82	H	Toledo	70 64					
				46	H	Miami (OH)	61 67	32	A	Buffalo	72 91					
				223	H	Ball St.	91 61	105	A	Northern Ill.	59 70					

Non-Div I Games: Malone 63 44

Akron

■ Loss,
 ■ Non-Conf, S Site,
 ■ Home
 ■ Away
 N Neutral

Alabama

Through Games Of March 5, 2019

Average RPI Win:	182	WON-LOST	WINNING	LAST 10	STRENGTH OF	OPP. STRENGTH	TEAM	ADJ.	CONF.	ADJ CONF.
Average RPI Loss:	75	RECORD	PCT. RANK	GAMES	SCHEDULE	OF SCHEDULE	RPI	RPI	RPI	RPI
DIV. I ONLY	13- 16	205	0- 1	82	67	153	153	5	5	
DIV. I NON-CONF.	8- 5	119	0- 1	167	137	152	152	5	5	
TOTALS	RPI 1-25	RPI 26-50	W-L RECORDS	RPI 51-100	RPI 101-150	RPI 150+				
13- 16	0- 5	0- 3	OVERALL	3- 3	1- 2	9- 3				
9- 6	0- 2	0- 1	HOME	2- 1	0- 2	7- 0				
3- 7	0- 2	0- 2	AWAY	0- 2	1- 0	2- 1				
1- 3	0- 1	0- 0	NEUTRAL	1- 0	0- 0	0- 2				
8- 5	0- 1	0- 0	NON-CONFERENCE	2- 1	0- 1	6- 2				
6- 1	0- 0	0- 0	HOME	1- 0	0- 1	5- 0				
1- 1	0- 0	0- 0	AWAY	0- 1	0- 0	1- 0				
1- 3	0- 1	0- 0	NEUTRAL	1- 0	0- 0	0- 2				
5- 11	0- 4	0- 3	CONFERENCE	1- 2	1- 1	3- 1				
3- 5	0- 2	0- 1	HOME	1- 1	0- 1	2- 0				
2- 6	0- 2	0- 2	AWAY	0- 1	1- 0	1- 1				
0- 0	0- 0	0- 0	NEUTRAL	0- 0	0- 0	0- 0				

RPI 1-25				RPI 26-50				RPI 51-100				RPI 101+ Team's RPI: 153			
RPI	S	Opponent	Score	RPI	S	Opponent	Score	RPI	S	Opponent	Score	RPI	S	Opponent	Score
8	H	Mississippi St.	49 65	28	A	Missouri	47 82	56	H	Clemson	76 56	103	A	Georgia	58 53
16	A	Texas A&M	43 70	48	A	Auburn	38 77	63	H	Tennessee	86 65	103	H	Georgia	67 76
17	A	South Carolina	59 62	48	H	Auburn	56 66	70	H	LSU	56 62	104	H	South Alabama	67 72
18	N	Miami (FL)	74 101					76	A	Utah	62 72	165	H	Tulane	69 58
21	H	Kentucky	53 68					94	A	Arkansas	61 72	167	N	Tulsa	73 80
								95	N	Virginia	64 52	168	N	Louisiana Tech	62 79
												189	H	Stetson	59 47
												193	A	Vanderbilt	84 65
												214	A	SMU	62 61
												217	H	Grambling	73 55
												218	A	Florida	55 57
												218	H	Florida	74 67
												219	H	Ole Miss	46 43
												314	H	Southeastern La.	88 40
												318	H	Northwestern St.	87 73
LAST 12 Division I GAMES:															
168	N	Louisiana Tech	62 79	21	H	Kentucky	53 68	218	A	Florida	55 57	8	H	Mississippi St.	49 65
28	A	Missouri	47 82	48	A	Auburn	38 77	70	H	LSU	56 62	103	A	Georgia	58 53
219	H	Ole Miss	46 43									94	A	Arkansas	61 72
103	H	Georgia	67 76												
193	A	Vanderbilt	84 65												
48	A	Auburn	38 77												

Non-Div I Games:

Alabama

■ Loss,
 ■ Non-Conf,
 ■ S Site,
 ■ H Home
 ■ A Away
 N Neutral

Average RPI Win: 302		WON-LOST	WINNING	LAST 10	STRENGTH OF	OPP. STRENGTH	TEAM	ADJ.	CONF.	ADJ CONF.
Average RPI Loss: 207		RECORD	PCT. RANK	GAMES	SCHEDULE	OF SCHEDULE	RPI	RPI	RPI	RPI
DIV. I ONLY		13- 14	184	1- 0	351	331	300	300	29	29
DIV. I NON-CONF.		5- 6	177	0- 0	308	329	263	263	28	28
TOTALS		RPI 1-25	RPI 26-50	W-L RECORDS	RPI 51-100	RPI 101-150	RPI 150+			
13- 14	0- 0		0- 0	OVERALL	0- 0	0- 1	13- 13			
6- 7	0- 0		0- 0	HOME	0- 0	0- 0	6- 7			
6- 7	0- 0		0- 0	AWAY	0- 0	0- 1	6- 6			
1- 0	0- 0		0- 0	NEUTRAL	0- 0	0- 0	1- 0			
5- 6	0- 0		0- 0	NON-CONFERENCE	0- 0	0- 1	5- 5			
2- 2	0- 0		0- 0	HOME	0- 0	0- 0	2- 2			
2- 4	0- 0		0- 0	AWAY	0- 0	0- 1	2- 3			
1- 0	0- 0		0- 0	NEUTRAL	0- 0	0- 0	1- 0			
8- 8	0- 0		0- 0	CONFERENCE	0- 0	0- 0	8- 8			
4- 5	0- 0		0- 0	HOME	0- 0	0- 0	4- 5			
4- 3	0- 0		0- 0	AWAY	0- 0	0- 0	4- 3			
0- 0	0- 0		0- 0	NEUTRAL	0- 0	0- 0	0- 0			

[illegible]

Non-Div I Games:

Alabama A&M

■ Loss, ■ Non-Conf, S Site, H Home A Away N Neutral

RPI	S	Opponent	Score
351	H	Alcorn	87 69

A
l
a
b
a
m
a
A
&
M

A
l
a
b
a
m
a
A
&
M

Alabama A&M

Average RPI Win:	287	WON-LOST	WINNING	LAST 10	STRENGTH OF	OPP. STRENGTH	TEAM	ADJ.	CONF.	ADJ CONF.
Average RPI Loss:	157	RECORD	PCT. RANK	GAMES	SCHEDULE	OF SCHEDULE	RPI	RPI	RPI	RPI
DIV. I ONLY	10- 16	238	1- 0	236	305	262	262	29	29	
DIV. I NON-CONF.	0- 10	336	0- 0	23	123	261	261	28	28	
TOTALS	RPI 1-25	RPI 26-50	W-L RECORDS	RPI 51-100	RPI 101-150	RPI 150+				
10- 16	0- 2	0- 1	OVERALL	0- 2	0- 2	10- 9				
6- 6	0- 1	0- 0	HOME	0- 0	0- 1	6- 4				
4- 10	0- 1	0- 1	AWAY	0- 2	0- 1	4- 5				
0- 0	0- 0	0- 0	NEUTRAL	0- 0	0- 0	0- 0				
0- 10	0- 2	0- 1	NON-CONFERENCE	0- 2	0- 2	0- 3				
0- 3	0- 1	0- 0	HOME	0- 0	0- 1	0- 1				
0- 7	0- 1	0- 1	AWAY	0- 2	0- 1	0- 2				
0- 0	0- 0	0- 0	NEUTRAL	0- 0	0- 0	0- 0				
10- 6	0- 0	0- 0	CONFERENCE	0- 0	0- 0	10- 6				
6- 3	0- 0	0- 0	HOME	0- 0	0- 0	6- 3				
4- 3	0- 0	0- 0	AWAY	0- 0	0- 0	4- 3				
0- 0	0- 0	0- 0	NEUTRAL	0- 0	0- 0	0- 0				

RPI 1-25			RPI 26-50			RPI 51-100			RPI 101+			Team's RPI: 262
RPI	S	Opponent	Score	RPI	S	Opponent	Score	RPI	S	Opponent	Score	
17	H	South Carolina	38 94	48	A	Auburn	50 83	54	A	Georgia Tech	42 69	101 H UAB 47 62
21	A	Kentucky	35 87					91	A	Troy	46 116	104 A South Alabama 65 77
												173 A Southern U. 52 62
												173 H Southern U. 78 61
												182 A North Ala. 42 68
												198 A Prairie View 59 71
												198 H Prairie View 67 59
												200 A Xavier 58 87
												205 A Texas Southern 58 51
												205 H Texas Southern 44 51
												217 H Grambling 72 80
												268 H Jackson St. 74 67
												282 H Samford 51 60
												300 A Alabama A&M 60 46
												300 H Alabama A&M 57 65
												326 A Mississippi Val. 62 64
												326 H Mississippi Val. 73 67
												347 A Ark.-Pine Bluff 58 56
												347 H Ark.-Pine Bluff 73 52
												351 A Alcorn 70 58
												351 H Alcorn 76 63
LAST 12 Division I GAMES:												
198	H	Prairie View	67 59	347	H	Ark.-Pine Bluff	73 52					
205	H	Texas Southern	44 51	198	A	Prairie View	59 71					
173	A	Southern U.	52 62	205	A	Texas Southern	58 51					
351	A	Alcorn	70 58	173	H	Southern U.	78 61					
300	H	Alabama A&M	57 65	351	H	Alcorn	76 63					
326	H	Mississippi Val.	73 67	300	A	Alabama A&M	60 46					

Non-Div I Games: Mobile 69 63

Alabama St.

■ Loss,
 ■ Non-Conf,
 ■ S Site,
 ■ H Home
 ■ A Away
 N Neutral

Albany (NY)

Through Games Of March 5, 2019

Average RPI Win:	272	WON-LOST	WINNING	LAST 10	STRENGTH OF	OPP. STRENGTH	TEAM	ADJ.	CONF.	ADJ CONF.
Average RPI Loss:	175	RECORD	PCT. RANK	GAMES	SCHEDULE	OF SCHEDULE	RPI	RPI	RPI	RPI
DIV. I ONLY	12- 17	219	0- 1	250	274	245	245	23	23	
DIV. I NON-CONF.	3- 10	278	0- 0	235	281	286	286	25	25	
TOTALS	RPI 1-25	RPI 26-50	W-L RECORDS	RPI 51-100	RPI 101-150	RPI 150+				
12- 17	0- 1	0- 0	OVERALL	0- 3	1- 5	11- 8				
6- 7	0- 0	0- 0	HOME	0- 1	0- 3	6- 3				
6- 10	0- 1	0- 0	AWAY	0- 2	1- 2	5- 5				
0- 0	0- 0	0- 0	NEUTRAL	0- 0	0- 0	0- 0				
3- 10	0- 1	0- 0	NON-CONFERENCE	0- 1	0- 2	3- 6				
1- 4	0- 0	0- 0	HOME	0- 0	0- 1	1- 3				
2- 6	0- 1	0- 0	AWAY	0- 1	0- 1	2- 3				
0- 0	0- 0	0- 0	NEUTRAL	0- 0	0- 0	0- 0				
9- 7	0- 0	0- 0	CONFERENCE	0- 2	1- 3	8- 2				
5- 3	0- 0	0- 0	HOME	0- 1	0- 2	5- 0				
4- 4	0- 0	0- 0	AWAY	0- 1	1- 1	3- 2				
0- 0	0- 0	0- 0	NEUTRAL	0- 0	0- 0	0- 0				

RPI 1-25				RPI 26-50				RPI 51-100				RPI 101+ Team's RPI: 245			
RPI	S	Opponent	Score	RPI	S	Opponent	Score	RPI	S	Opponent	Score	RPI	S	Opponent	Score
25	A	Rutgers	39 65					57	A	Maine	65 76	110	A	Hartford	35 82
								57	H	Maine	61 67	110	H	Hartford	56 68
								88	A	Purdue	41 53	126	H	Marist	56 74
												127	A	South Fla.	37 74
												137	A	Stony Brook	54 49
												137	H	Stony Brook	52 68
												184	H	Holy Cross	50 56
												203	A	Cornell	34 48
												230	A	Monmouth	56 64
												246	A	Columbia	62 58
												247	A	St. Francis Brooklyn	67 60
												247	A	Binghamton	71 62
												247	H	Binghamton	61 56
												274	H	Manhattan	60 54
												278	A	Vermont	39 52
												278	H	Vermont	65 40
												279	H	Canisius	42 48
												309	A	UMBC	60 69
												309	H	UMBC	64 44
												320	A	UMass Lowell	56 53
												320	H	UMass Lowell	63 56
												321	A	New Hampshire	78 53
												321	H	New Hampshire	59 41
												322	H	Central Conn. St.	53 60
												325	A	Lafayette	66 67
LAST 12 Division I GAMES:															
110	H	Hartford	56 68	278	H	Vermont	65 40								
321	A	New Hampshire	78 53	247	A	Binghamton	71 62								
309	A	UMBC	60 69	321	H	New Hampshire	59 41								
137	H	Stony Brook	52 68	110	A	Hartford	35 82								
57	H	Maine	61 67	137	A	Stony Brook	54 49								
320	A	UMass Lowell	56 53	309	H	UMBC	64 44								

Non-Div I Games:

Albany (NY)

■ Loss,
 ■ Non-Conf, S Site,
 ■ Home
 ■ Away
 N Neutral

Average RPI Win:	286	WON-LOST	WINNING	LAST 10	STRENGTH OF	OPP. STRENGTH	TEAM	ADJ.	CONF.	ADJ CONF.
Average RPI Loss:	241	RECORD	PCT. RANK	GAMES	SCHEDULE	OF SCHEDULE	RPI	RPI	RPI	RPI
DIV. I ONLY	3- 22	342	0- 1	345	344	351	351	29	29	
DIV. I NON-CONF.	0- 9	336	0- 1	269	331	348	348	28	28	
TOTALS	RPI 1-25	RPI 26-50	W-L RECORDS	RPI 51-100	RPI 101-150	RPI 150+				
3- 22	0- 0	0- 0	OVERALL	0- 1	0- 2	3- 19				
2- 9	0- 0	0- 0	HOME	0- 0	0- 0	2- 9				
1- 12	0- 0	0- 0	AWAY	0- 1	0- 1	1- 10				
0- 1	0- 0	0- 0	NEUTRAL	0- 0	0- 1	0- 0				
0- 9	0- 0	0- 0	NON-CONFERENCE	0- 1	0- 2	0- 6				
0- 2	0- 0	0- 0	HOME	0- 0	0- 0	0- 2				
0- 6	0- 0	0- 0	AWAY	0- 1	0- 1	0- 4				
0- 1	0- 0	0- 0	NEUTRAL	0- 0	0- 1	0- 0				
3- 13	0- 0	0- 0	CONFERENCE	0- 0	0- 0	3- 13				
2- 7	0- 0	0- 0	HOME	0- 0	0- 0	2- 7				
1- 6	0- 0	0- 0	AWAY	0- 0	0- 0	1- 6				
0- 0	0- 0	0- 0	NEUTRAL	0- 0	0- 0	0- 0				

RPI S	Opponent	Score	RPI S	Opponent	Score	RPI S	Opponent	Score	RPI S	Opponent	Score	Team's RPI: 351
						51	A TCU	31 88	101	A UAB	53 80	
									144	N New Mexico St.	64 82	
									173	A Southern U.	39 51	
									173	H Southern U.	54 75	
									185	A Southern Miss.	47 66	
									198	H Prairie View	61 82	
									205	H Texas Southern	53 52	
									217	A Grambling	56 61	
									217	H Grambling	63 79	
									262	A Alabama St.	63 76	
									262	H Alabama St.	58 70	
									268	A Jackson St.	66 88	
									268	H Jackson St.	61 82	
									275	H Central Ark.	46 57	
									276	A UTEP	51 77	
									300	A Alabama A&M	69 87	
									300	H Alabama A&M	50 51	
									314	H Southeastern La.	59 77	
									315	A FIU	40 75	
									318	A Northwestern St.	65 78	
									326	A Mississippi Val.	81 80	
									326	H Mississippi Val.	73 63	
									347	A Ark.-Pine Bluff	57 66	
									347	H Ark.-Pine Bluff	57 59	
LAST 12 Division I GAMES:												
			144	N New Mexico St.	64 82		217	H Grambling	63 79			
			173	A Southern U.	39 51		268	H Jackson St.	61 82			
			300	H Alabama A&M	50 51		173	H Southern U.	54 75			
			262	H Alabama St.	58 70		300	A Alabama A&M	69 87			
			347	A Ark.-Pine Bluff	57 66		262	A Alabama St.	63 76			
			326	A Mississippi Val.	81 80		347	H Ark.-Pine Bluff	57 59			

Non-Div I Games: Lane 58 70 Fisk 67 64 Rust 59 78

Alcorn

Loss, Non-Conf, S Site, H Home A Away N Neutral

Average RPI Win:	233	WON-LOST	WINNING	LAST 10	STRENGTH OF	OPP. STRENGTH	TEAM	ADJ.	CONF.	ADJ CONF.
Average RPI Loss:	76	RECORD	PCT. RANK	GAMES	SCHEDULE	OF SCHEDULE	RPI	RPI	RPI	RPI
DIV. I ONLY	19- 9	79	0- 1	105	196	78	78	18	18	
DIV. I NON-CONF.	4- 7	228	0- 0	64	95	166	166	21	21	
TOTALS	RPI 1-25	RPI 26-50	W-L RECORDS	RPI 51-100	RPI 101-150	RPI 150+				
19- 9	0- 1	0- 3	OVERALL	0- 2	4- 2	15- 1				
10- 2	0- 0	0- 2	HOME	0- 0	2- 0	8- 0				
9- 5	0- 0	0- 1	AWAY	0- 1	2- 2	7- 1				
0- 2	0- 1	0- 0	NEUTRAL	0- 1	0- 0	0- 0				
4- 7	0- 1	0- 1	NON-CONFERENCE	0- 2	0- 2	4- 1				
3- 1	0- 0	0- 1	HOME	0- 0	0- 0	3- 0				
1- 4	0- 0	0- 0	AWAY	0- 1	0- 2	1- 1				
0- 2	0- 1	0- 0	NEUTRAL	0- 1	0- 0	0- 0				
15- 2	0- 0	0- 2	CONFERENCE	0- 0	4- 0	11- 0				
7- 1	0- 0	0- 1	HOME	0- 0	2- 0	5- 0				
8- 1	0- 0	0- 1	AWAY	0- 0	2- 0	6- 0				
0- 0	0- 0	0- 0	NEUTRAL	0- 0	0- 0	0- 0				

RPI 1-25				RPI 26-50				RPI 51-100				Team's RPI: 78	RPI 101+			
RPI	S	Opponent	Score	RPI	S	Opponent	Score	RPI	S	Opponent	Score		RPI	S	Opponent	Score
4	N	Stanford	49 71	37	H	Ohio	67 77	59	N	FGCU	71 90		116	A	High Point	61 66
				40	A	Bucknell	56 71	95	A	Virginia	54 57		134	A	Penn St.	59 80
				40	H	Bucknell	64 65						139	A	Lehigh	61 53
													139	H	Lehigh	50 47
													148	A	Boston U.	64 51
													148	H	Boston U.	50 48
													157	A	Denver	54 83
													167	H	Tulsa	68 52
													184	A	Holy Cross	71 44
													184	H	Holy Cross	70 58
													224	H	George Mason	86 71
													236	A	Hawaii	69 57
													250	A	Navy	58 45
													253	A	Colgate	71 66
													253	H	Colgate	76 57
													284	A	Army West Point	75 62
													284	H	Army West Point	61 51
													287	A	Loyola Maryland	67 56
													287	H	Loyola Maryland	82 38
													309	H	UMBC	64 42
													325	A	Lafayette	67 57
													325	H	Lafayette	60 45
LAST 12 Division I GAMES:																
				40	H	Bucknell	64 65	284	A	Army West Point	75 62					
				184	A	Holy Cross	71 44	253	A	Colgate	71 66					
				325	A	Lafayette	67 57	184	H	Holy Cross	70 58					
				148	H	Boston U.	50 48	325	H	Lafayette	60 45					
				139	H	Lehigh	50 47	148	A	Boston U.	64 51					
				287	A	Loyola Maryland	67 56	139	A	Lehigh	61 53					

Non-Div I Games:

American

■ Loss,
 ■ Non-Conf,
 ■ S Site,
 ■ Home
 ■ Away
 N Neutral

Appalachian St.

Through Games Of March 5, 2019

Average RPI Win: 225	WON-LOST	WINNING	LAST 10	STRENGTH OF	OPP. STRENGTH	TEAM	ADJ.	CONF.	ADJ CONF.
Average RPI Loss: 112	RECORD	PCT. RANK	GAMES	SCHEDULE	OF SCHEDULE	RPI	RPI	RPI	RPI
DIV. I ONLY	15- 12	145	1- 0	168	152	149	149	12	12
DIV. I NON-CONF.	6- 5	143	0- 0	192	148	137	137	14	14
TOTALS	RPI 1-25	RPI 26-50	W-L RECORDS	RPI 51-100	RPI 101-150	RPI 150+			
15- 12	0- 1	0- 0	OVERALL	0- 6	1- 2	14- 3			
11- 3	0- 0	0- 0	HOME	0- 3	1- 0	10- 0			
4- 9	0- 1	0- 0	AWAY	0- 3	0- 2	4- 3			
0- 0	0- 0	0- 0	NEUTRAL	0- 0	0- 0	0- 0			
6- 5	0- 1	0- 0	NON-CONFERENCE	0- 2	0- 1	6- 1			
5- 0	0- 0	0- 0	HOME	0- 0	0- 0	5- 0			
1- 5	0- 1	0- 0	AWAY	0- 2	0- 1	1- 1			
0- 0	0- 0	0- 0	NEUTRAL	0- 0	0- 0	0- 0			
9- 7	0- 0	0- 0	CONFERENCE	0- 4	1- 1	8- 2			
6- 3	0- 0	0- 0	HOME	0- 3	1- 0	5- 0			
3- 4	0- 0	0- 0	AWAY	0- 1	0- 1	3- 2			
0- 0	0- 0	0- 0	NEUTRAL	0- 0	0- 0	0- 0			

RPI 1-25				RPI 26-50				RPI 51-100				RPI 101+ Team's RPI: 149			
RPI	S	Opponent	Score	RPI	S	Opponent	Score	RPI	S	Opponent	Score	RPI	S	Opponent	Score
17	A	South Carolina	50 80					54	A	Georgia Tech	53 71	101	A	UAB	61 80
								56	A	Clemson	48 87	104	H	South Alabama	71 63
								69	H	Little Rock	59 74	133	A	Georgia St.	75 85
								77	A	UT Arlington	94 99	151	A	Davidson	81 78
								77	H	UT Arlington	65 72	162	A	Texas St.	62 49
								91	H	Troy	72 83	162	H	Texas St.	77 56
												174	A	Coastal Caro.	66 74
												174	H	Coastal Caro.	67 53
												180	H	Arkansas St.	75 67
												199	H	Marshall	74 52
												216	H	Elon	65 62
												231	A	ETSU	64 95
												263	A	Louisiana	55 73
												263	H	Louisiana	83 69
												267	H	Wofford	94 70
												286	A	Ga. Southern	70 52
												293	H	Col. of Charleston	80 66
												303	A	La.-Monroe	80 58
												303	H	La.-Monroe	56 51
												307	H	UNC Greensboro	68 65
LAST 12 Division I GAMES:															
263	H	Louisiana	83 69	162	H	Texas St.	77 56								
303	H	La.-Monroe	56 51	303	A	La.-Monroe	80 58								
286	A	Ga. Southern	70 52	263	A	Louisiana	55 73								
133	A	Georgia St.	75 85	69	H	Little Rock	59 74								
174	A	Coastal Caro.	66 74	180	H	Arkansas St.	75 67								
77	H	UT Arlington	65 72	174	H	Coastal Caro.	67 53								

Non-Div I Games:

Appalachian St.

■ Loss,
 ■ Non-Conf, S Site,
 ■ Home
 ■ Away
 N Neutral

Average RPI Win:	183	WON-LOST	WINNING	LAST 10	STRENGTH OF	OPP. STRENGTH	TEAM	ADJ.	CONF.	ADJ CONF.
Average RPI Loss:	40	RECORD	PCT. RANK	GAMES	SCHEDULE	OF SCHEDULE	RPI	RPI	RPI	RPI
DIV. I ONLY	17- 12	126	0- 1	73	39	89	89	2	2	
DIV. I NON-CONF.	10- 1	17	0- 0	325	238	125	125	2	2	
TOTALS	RPI 1-25	RPI 26-50	W-L RECORDS	RPI 51-100	RPI 101-150	RPI 150+				
17- 12	1- 7	2- 2	OVERALL	1- 2	1- 0	12- 1				
11- 5	1- 3	2- 1	HOME	1- 1	1- 0	6- 0				
4- 7	0- 4	0- 1	AWAY	0- 1	0- 0	4- 1				
2- 0	0- 0	0- 0	NEUTRAL	0- 0	0- 0	2- 0				
10- 1	0- 0	0- 0	NON-CONFERENCE	0- 1	1- 0	9- 0				
6- 1	0- 0	0- 0	HOME	0- 1	1- 0	5- 0				
2- 0	0- 0	0- 0	AWAY	0- 0	0- 0	2- 0				
2- 0	0- 0	0- 0	NEUTRAL	0- 0	0- 0	2- 0				
7- 11	1- 7	2- 2	CONFERENCE	1- 1	0- 0	3- 1				
5- 4	1- 3	2- 1	HOME	1- 0	0- 0	1- 0				
2- 7	0- 4	0- 1	AWAY	0- 1	0- 0	2- 1				
0- 0	0- 0	0- 0	NEUTRAL	0- 0	0- 0	0- 0				

RPI	S	Opponent	Score	RPI	S	Opponent	Score	RPI	S	Opponent	Score	RPI	S	Opponent	Score
4	A	Stanford	54 56	33	H	UCLA	93 98	76	A	Utah	64 80	112	H	Idaho St.	71 46
4	H	Stanford	48 78	38	A	California	76 82	76	H	Utah	66 55	152	A	Washington St.	88 90
5	A	Oregon	60 93	38	H	California	60 55	100	H	Loyola Marymount	64 66	164	A	Washington	69 59
5	H	Oregon	54 83	42	H	Southern California	71 68					172	A	Colorado	69 67
19	A	Oregon St.	64 86									172	H	Colorado	63 51
19	H	Oregon St.	60 65									175	N	Portland	92 70
20	A	Arizona St.	47 60									188	H	Montana	100 51
20	H	Arizona St.	51 39									234	A	San Diego St.	69 60
												242	H	Northern Ariz.	71 47
												271	A	Long Beach St.	70 43
												276	H	UTEP	62 40
												290	H	South Carolina St.	73 32
												301	H	Incarinate Word	84 42
												345	N	Seattle U	84 54
LAST 12 Division I GAMES:															
19	H	Oregon St.	60 65	152	A	Washington St.	88 90								
5	H	Oregon	54 83	164	A	Washington	69 59								
38	A	California	76 82	20	A	Arizona St.	47 60								
4	A	Stanford	54 56	33	H	UCLA	93 98								
172	H	Colorado	63 51	42	H	Southern California	71 68								
76	H	Utah	66 55	5	A	Oregon	60 93								

Non-Div I Games:

Arizona

Average RPI Win:	123	WON-LOST	WINNING	LAST 10	STRENGTH OF	OPP. STRENGTH	TEAM	ADJ.	CONF.	ADJ CONF.
Average RPI Loss:	20	RECORD	PCT. RANK	GAMES	SCHEDULE	OF SCHEDULE	RPI	RPI	RPI	RPI
DIV. I ONLY	19- 9	79	1- 0	5	14	20	20	2	2	
DIV. I NON-CONF.	9- 2	43	1- 0	66	11	26	26	2	2	
TOTALS	RPI 1-25	RPI 26-50	W-L RECORDS	RPI 51-100	RPI 101-150	RPI 150+				
19- 9	2- 6	3- 2	OVERALL	4- 1	1- 0	9- 0				
11- 4	1- 3	2- 1	HOME	2- 0	1- 0	5- 0				
6- 4	1- 2	0- 1	AWAY	2- 1	0- 0	3- 0				
2- 1	0- 1	1- 0	NEUTRAL	0- 0	0- 0	1- 0				
9- 2	0- 2	1- 0	NON-CONFERENCE	1- 0	1- 0	6- 0				
5- 1	0- 1	0- 0	HOME	0- 0	1- 0	4- 0				
2- 0	0- 0	0- 0	AWAY	1- 0	0- 0	1- 0				
2- 1	0- 1	1- 0	NEUTRAL	0- 0	0- 0	1- 0				
10- 7	2- 4	2- 2	CONFERENCE	3- 1	0- 0	3- 0				
6- 3	1- 2	2- 1	HOME	2- 0	0- 0	1- 0				
4- 4	1- 2	0- 1	AWAY	1- 1	0- 0	2- 0				
0- 0	0- 0	0- 0	NEUTRAL	0- 0	0- 0	0- 0				

RPI	S	Opponent	Score	RPI	S	Opponent	Score	RPI	S	Opponent	Score	RPI	S	Opponent	Score
2	H	Baylor	59 65	33	H	UCLA	59 61	76	A	Utah	65 63	111	H	Fresno St.	68 52
3	N	Louisville	56 58	35	N	Kansas St.	65 51	76	H	Utah	60 58	152	A	Washington St.	61 46
4	A	Stanford	50 71	38	A	California	60 69	89	A	Arizona	39 51	160	N	Southern Ill.	82 38
4	H	Stanford	65 72	38	H	California	62 61	89	H	Arizona	60 47	167	H	Tulsa	70 52
5	A	Oregon	71 77	42	H	Southern California	68 59	94	A	Arkansas	88 85	168	H	Louisiana Tech	80 44
5	H	Oregon	59 66									172	A	Colorado	76 70
19	A	Oregon St.	79 76									172	H	Colorado	66 49
19	H	Oregon St.	66 54									173	H	Southern U.	69 47
LAST 12 Division I GAMES:															
167	H	Tulsa	70 52	172	H	Colorado	66 49								
5	H	Oregon	59 66	152	A	Washington St.	61 46								
19	H	Oregon St.	66 54	89	H	Arizona	60 47								
4	A	Stanford	50 71	42	H	Southern California	68 59								
38	A	California	60 69	33	H	UCLA	59 61								
76	H	Utah	60 58	19	A	Oregon St.	79 76								

Non-Div I Games:

Arizona St.

Ark.-Pine Bluff

Through Games Of March 5, 2019

Average RPI Win:	351	WON-LOST	WINNING	LAST 10	STRENGTH OF	OPP. STRENGTH	TEAM	ADJ.	CONF.	ADJ CONF.
Average RPI Loss:	219	RECORD	PCT. RANK	GAMES	SCHEDULE	OF SCHEDULE	RPI	RPI	RPI	RPI
DIV. I ONLY	2- 18	347	0- 1	320	348	347	347	29	29	
DIV. I NON-CONF.	0- 3	336	0- 0	26	117	266	266	28	28	
TOTALS	RPI 1-25	RPI 26-50	W-L RECORDS	RPI 51-100	RPI 101-150	RPI 150+				
2- 18	0- 1	0- 0	OVERALL	0- 1	0- 0	2- 16				
1- 8	0- 0	0- 0	HOME	0- 0	0- 0	1- 8				
1- 10	0- 1	0- 0	AWAY	0- 1	0- 0	1- 8				
0- 0	0- 0	0- 0	NEUTRAL	0- 0	0- 0	0- 0				
0- 3	0- 1	0- 0	NON-CONFERENCE	0- 1	0- 0	0- 1				
0- 0	0- 0	0- 0	HOME	0- 0	0- 0	0- 0				
0- 3	0- 1	0- 0	AWAY	0- 1	0- 0	0- 1				
0- 0	0- 0	0- 0	NEUTRAL	0- 0	0- 0	0- 0				
2- 15	0- 0	0- 0	CONFERENCE	0- 0	0- 0	2- 15				
1- 8	0- 0	0- 0	HOME	0- 0	0- 0	1- 8				
1- 7	0- 0	0- 0	AWAY	0- 0	0- 0	1- 7				
0- 0	0- 0	0- 0	NEUTRAL	0- 0	0- 0	0- 0				

RPI S	Opponent	Score	RPI S	Opponent	Score	RPI S	Opponent	Score	RPI S	Opponent	Score	Team's RPI: 347
19	A Oregon St.	33 89				97	A Minnesota	42 84	173	A Southern U.	41 73	
									173	H Southern U.	45 56	
									198	A Prairie View	46 79	
									198	H Prairie View	41 80	
									205	A Texas Southern	49 62	
									205	H Texas Southern	58 59	
									217	A Grambling	57 77	
									217	H Grambling	57 67	
									254	A Wichita St.	39 76	
									262	A Alabama St.	52 73	
									262	H Alabama St.	56 58	
									268	A Jackson St.	41 60	
									268	H Jackson St.	41 61	
									300	A Alabama A&M	54 60	
									300	H Alabama A&M	52 78	
									326	H Mississippi Val.	56 62	
									351	A Alcorn	59 57	
									351	H Alcorn	66 57	
LAST 12 Division I GAMES:												
300	A Alabama A&M	54 60	173	H Southern U.	45 56							
268	H Jackson St.	41 61	262	A Alabama St.	52 73							
217	H Grambling	57 67	268	A Jackson St.	41 60							
198	A Prairie View	46 79	217	A Grambling	57 77							
205	A Texas Southern	49 62	198	H Prairie View	41 80							
351	H Alcorn	66 57	205	H Texas Southern	58 59							

Non-Div I Games: LeMoyne-Owen 52 43 Paul Quinn 68 52 Philander Smith 48 53 Tougaloo 68 60 Ark.-Pine Bluff

Loss, Non-Conf, S Site, H Home A Away N Neutral

Arkansas

Through Games Of March 5, 2019

Average RPI Win:	185	WON-LOST	WINNING	LAST 10	STRENGTH OF	OPP. STRENGTH	TEAM	ADJ.	CONF.	ADJ CONF.
Average RPI Loss:	46	RECORD	PCT. RANK	GAMES	SCHEDULE	OF SCHEDULE	RPI	RPI	RPI	RPI
DIV. I ONLY	17- 13	138	0- 1	69	68	94	94	5	5	
DIV. I NON-CONF.	11- 3	56	0- 0	133	135	52	52	5	5	
TOTALS	RPI 1-25	RPI 26-50	W-L RECORDS	RPI 51-100	RPI 101-150	RPI 150+				
17- 13	0- 6	0- 3	OVERALL	3- 1	1- 3	13- 0				
9- 6	0- 3	0- 2	HOME	1- 0	0- 1	8- 0				
6- 6	0- 3	0- 1	AWAY	2- 1	1- 1	3- 0				
2- 1	0- 0	0- 0	NEUTRAL	0- 0	0- 1	2- 0				
11- 3	0- 2	0- 0	NON-CONFERENCE	2- 0	1- 1	8- 0				
6- 1	0- 1	0- 0	HOME	1- 0	0- 0	5- 0				
3- 1	0- 1	0- 0	AWAY	1- 0	1- 0	1- 0				
2- 1	0- 0	0- 0	NEUTRAL	0- 0	0- 1	2- 0				
6- 10	0- 4	0- 3	CONFERENCE	1- 1	0- 2	5- 0				
3- 5	0- 2	0- 2	HOME	0- 0	0- 1	3- 0				
3- 5	0- 2	0- 1	AWAY	1- 1	0- 1	2- 0				
0- 0	0- 0	0- 0	NEUTRAL	0- 0	0- 0	0- 0				

RPI S	Opponent	Score	RPI S	Opponent	Score	RPI S	Opponent	Score	RPI S	Opponent	Score
8	H Mississippi St.	69 93	28	A Missouri	53 71	63	A Tennessee	80 79	103	A Georgia	83 93
11	A Iowa St.	82 91	28	H Missouri	67 73	70	A LSU	34 71	103	H Georgia	72 80
16	A Texas A&M	53 66	48	H Auburn	72 75	77	A UT Arlington	66 65	121	N Pittsburgh	54 61
17	H South Carolina	79 87				83	H Nebraska	84 80	150	A Abilene Christian	80 68
20	H Arizona St.	85 88							153	H Alabama	72 61
21	A Kentucky	59 61							154	H Tennessee Tech	65 42
									167	A Tulsa	61 59
									170	H Oral Roberts	74 61
									190	N Wisconsin	69 68
									193	H Vanderbilt	83 62
									198	H Prairie View	71 44
									218	A Florida	83 73
									219	A Ole Miss	85 55
									219	H Ole Miss	73 61
									268	H Jackson St.	76 57
									302	N Tennessee St.	79 55
									318	H Northwestern St.	98 53
LAST 12 Division I GAMES:											
16	A Texas A&M	53 66	70	A LSU	34 71						
28	H Missouri	67 73	17	H South Carolina	79 87						
219	H Ole Miss	73 61	103	H Georgia	72 80						
103	A Georgia	83 93	218	A Florida	83 73						
21	A Kentucky	59 61	153	H Alabama	72 61						
48	H Auburn	72 75	63	A Tennessee	80 79						

Non-Div I Games:

Arkansas

■ Loss,
 ■ Non-Conf, S Site,
 ■ Home
 ■ Away
 N Neutral

Arkansas St.

Through Games Of March 5, 2019

Average RPI Win:	217	WON-LOST	WINNING	LAST 10	STRENGTH OF	OPP. STRENGTH	TEAM	ADJ.	CONF.	ADJ CONF.
Average RPI Loss:	107	RECORD	PCT. RANK	GAMES	SCHEDULE	OF SCHEDULE	RPI	RPI	RPI	RPI
DIV. I ONLY	11- 16	226	1- 0	93	132	180	180	12	12	
DIV. I NON-CONF.	5- 6	177	0- 0	165	104	174	174	14	14	
TOTALS	RPI 1-25	RPI 26-50	W-L RECORDS	RPI 51-100	RPI 101-150	RPI 150+				
11- 16	0- 1	0- 1	OVERALL	1- 6	2- 4	8- 4				
9- 5	0- 0	0- 0	HOME	1- 2	1- 1	7- 2				
2- 11	0- 1	0- 1	AWAY	0- 4	1- 3	1- 2				
0- 0	0- 0	0- 0	NEUTRAL	0- 0	0- 0	0- 0				
5- 6	0- 1	0- 1	NON-CONFERENCE	0- 1	0- 2	5- 1				
4- 1	0- 0	0- 0	HOME	0- 0	0- 0	4- 1				
1- 5	0- 1	0- 1	AWAY	0- 1	0- 2	1- 0				
0- 0	0- 0	0- 0	NEUTRAL	0- 0	0- 0	0- 0				
6- 10	0- 0	0- 0	CONFERENCE	1- 5	2- 2	3- 3				
5- 4	0- 0	0- 0	HOME	1- 2	1- 1	3- 1				
1- 6	0- 0	0- 0	AWAY	0- 3	1- 1	0- 2				
0- 0	0- 0	0- 0	NEUTRAL	0- 0	0- 0	0- 0				

RPI 1-25				RPI 26-50				RPI 51-100				RPI 101+ Team's RPI: 180			
RPI	S	Opponent	Score	RPI	S	Opponent	Score	RPI	S	Opponent	Score	RPI	S	Opponent	Score
16	A	Texas A&M	56 97	28	A	Missouri	50 70	58	A	Belmont	55 74	104	A	South Alabama	77 64
								69	A	Little Rock	55 68	104	H	South Alabama	69 58
								69	H	Little Rock	62 58	123	A	UT Martin	91 97
								77	A	UT Arlington	62 67	129	A	Oklahoma St.	60 62
								77	H	UT Arlington	73 100	133	H	Georgia St.	62 64
								91	A	Troy	79 87	149	A	Appalachian St.	67 75
								91	H	Troy	89 100	162	A	Texas St.	54 68
												162	H	Texas St.	62 85
												167	H	Tulsa	73 60
												168	H	Louisiana Tech	70 80
												174	A	Coastal Caro.	72 88
												233	H	Memphis	77 66
												259	H	Murray St.	74 63
												263	H	Louisiana	87 75
												276	A	UTEP	67 66
												286	H	Ga. Southern	86 75
												303	H	La.-Monroe	64 54
												326	H	Mississippi Val.	60 57
LAST 12 Division I GAMES:															
286	H	Ga. Southern	86 75	104	H	South Alabama	69 58								
133	H	Georgia St.	62 64	69	A	Little Rock	55 68								
69	H	Little Rock	62 58	174	A	Coastal Caro.	72 88								
77	A	UT Arlington	62 67	149	A	Appalachian St.	67 75								
162	A	Texas St.	54 68	162	H	Texas St.	62 85								
91	H	Troy	89 100	77	H	UT Arlington	73 100								

Non-Div I Games:

Arkansas St.

■ Loss,
 ■ Non-Conf, S Site,
 ■ Home
 ■ Away
 N Neutral

Army West Point

Through Games Of March 5, 2019

Average RPI Win:	287	WON-LOST	WINNING	LAST 10	STRENGTH OF	OPP. STRENGTH	TEAM	ADJ.	CONF.	ADJ CONF.
Average RPI Loss:	166	RECORD	PCT. RANK	GAMES	SCHEDULE	OF SCHEDULE	RPI	RPI	RPI	RPI
DIV. I ONLY	10- 17	247	0- 1	290	253	284	284	18	18	
DIV. I NON-CONF.	4- 6	212	0- 0	321	326	296	296	21	21	
TOTALS	RPI 1-25	RPI 26-50	W-L RECORDS	RPI 51-100	RPI 101-150	RPI 150+				
10- 17	0- 0	0- 1	OVERALL	0- 3	0- 6	10- 7				
6- 8	0- 0	0- 1	HOME	0- 1	0- 4	6- 2				
4- 9	0- 0	0- 0	AWAY	0- 2	0- 2	4- 5				
0- 0	0- 0	0- 0	NEUTRAL	0- 0	0- 0	0- 0				
4- 6	0- 0	0- 0	NON-CONFERENCE	0- 1	0- 2	4- 3				
2- 3	0- 0	0- 0	HOME	0- 0	0- 2	2- 1				
2- 3	0- 0	0- 0	AWAY	0- 1	0- 0	2- 2				
0- 0	0- 0	0- 0	NEUTRAL	0- 0	0- 0	0- 0				
6- 11	0- 0	0- 1	CONFERENCE	0- 2	0- 4	6- 4				
4- 5	0- 0	0- 1	HOME	0- 1	0- 2	4- 1				
2- 6	0- 0	0- 0	AWAY	0- 1	0- 2	2- 3				
0- 0	0- 0	0- 0	NEUTRAL	0- 0	0- 0	0- 0				

RPI S	Opponent	Score	RPI S	Opponent	Score	RPI S	Opponent	Score	RPI S	Opponent	Score	Team's RPI: 284
40	H Bucknell	52 66	51	A TCU	38 63	118	H St. John's (NY)	49 60				
			78	A American	51 61	125	H Yale	51 62				
			78	H American	62 75	139	A Lehigh	46 55				
						139	H Lehigh	50 73				
						148	A Boston U.	51 63				
						148	H Boston U.	42 67				
						184	A Holy Cross	39 58				
						184	H Holy Cross	60 53				
						246	A Columbia	49 70				
						247	A Binghamton	47 60				
						247	H St. Francis Brooklyn	69 57				
						250	A Navy	60 48				
						250	H Navy	55 52				
						253	A Colgate	80 85				
						253	H Colgate	58 70				
						287	A Loyola Maryland	51 70				
						287	H Loyola Maryland	69 57				
						294	H Air Force	60 71				
						312	A Wagner	61 46				
						325	A Lafayette	64 40				
						325	H Lafayette	65 50				
						343	H Fairleigh Dickinson	62 40				
						349	A LIU Brooklyn	57 42				
LAST 12 Division I GAMES:												
148	H Boston U.	42 67	78	H American	62 75							
253	A Colgate	80 85	287	A Loyola Maryland	51 70							
139	A Lehigh	46 55	253	H Colgate	58 70							
184	H Holy Cross	60 53	139	H Lehigh	50 73							
250	A Navy	60 48	184	A Holy Cross	39 58							
325	A Lafayette	64 40	250	H Navy	55 52							

Non-Div I Games: Connecticut Col. 74 48

Army West Point

Loss, Non-Conf, S Site, H Home A Away N Neutral

Average RPI Win:	164	WON-LOST	WINNING	LAST 10	STRENGTH OF	OPP. STRENGTH	TEAM	ADJ.	CONF.	ADJ CONF.
Average RPI Loss:	28	RECORD	PCT. RANK	GAMES	SCHEDULE	OF SCHEDULE	RPI	RPI	RPI	RPI
DIV. I ONLY	20- 8	61	1- 0	83	50	48	48	5	5	
DIV. I NON-CONF.	11- 1	13	1- 0	197	106	32	32	5	5	
TOTALS	RPI 1-25	RPI 26-50	W-L RECORDS	RPI 51-100	RPI 101-150	RPI 150+				
20- 8	0- 5	2- 1	OVERALL	3- 2	2- 0	13- 0				
9- 5	0- 4	1- 0	HOME	0- 1	2- 0	6- 0				
9- 3	0- 1	0- 1	AWAY	3- 1	0- 0	6- 0				
2- 0	0- 0	1- 0	NEUTRAL	0- 0	0- 0	1- 0				
11- 1	0- 1	1- 0	NON-CONFERENCE	1- 0	1- 0	8- 0				
6- 0	0- 0	0- 0	HOME	0- 0	1- 0	5- 0				
3- 1	0- 1	0- 0	AWAY	1- 0	0- 0	2- 0				
2- 0	0- 0	1- 0	NEUTRAL	0- 0	0- 0	1- 0				
9- 7	0- 4	1- 1	CONFERENCE	2- 2	1- 0	5- 0				
3- 5	0- 4	1- 0	HOME	0- 1	1- 0	1- 0				
6- 2	0- 0	0- 1	AWAY	2- 1	0- 0	4- 0				
0- 0	0- 0	0- 0	NEUTRAL	0- 0	0- 0	0- 0				

RPI	S	Opponent	Score	RPI	S	Opponent	Score	Team's RPI: 48	RPI	S	Opponent	Score	RPI	S	Opponent	Score
8	H	Mississippi St.	59 85	28	A	Missouri	65 74		52	A	New Mexico	79 76	103	H	Georgia	59 58
11	A	Iowa St.	64 67	28	H	Missouri	58 54		63	A	Tennessee	62 73	145	H	Oklahoma	95 79
16	H	Texas A&M	67 69	39	N	North Carolina	86 81		63	H	Tennessee	69 78	153	A	Alabama	66 56
17	H	South Carolina	66 73						70	A	LSU	56 46	153	H	Alabama	77 38
21	H	Kentucky	68 78						94	A	Arkansas	75 72	166	H	Nicholls St.	80 59
LAST 12 Division I GAMES:																
52	A	New Mexico	79 76	63	A	Tennessee	62 73		174	N	Coastal Caro.	84 78	193	A	Vanderbilt	72 70
11	A	Iowa St.	64 67	94	A	Arkansas	75 72		216	A	Elon	96 44	217	H	Grambling	97 48
70	A	LSU	56 46	21	H	Kentucky	68 78		218	A	Florida	64 56	219	A	Ole Miss	64 51
17	H	South Carolina	66 73	103	H	Georgia	59 58		229	A	Saint Joseph's	81 70	262	H	Alabama St.	83 50
28	H	Missouri	58 54	219	A	Ole Miss	64 51		263	H	Louisiana	71 59	282	H	Samford	73 46
153	H	Alabama	77 38	28	A	Missouri	65 74									

Non-Div I Games: Xavier (LA) 77 58

Auburn

■ Loss,
 ■ Non-Conf, S Site,
 ■ Home
 ■ Away
 N Neutral

Average RPI Win:	252	WON-LOST	WINNING	LAST 10	STRENGTH OF	OPP. STRENGTH	TEAM	ADJ.	CONF.	ADJ CONF.
Average RPI Loss:	204	RECORD	PCT. RANK	GAMES	SCHEDULE	OF SCHEDULE	RPI	RPI	RPI	RPI
DIV. I ONLY	13- 14	184	0- 0	327	266	258	258	22	22	
DIV. I NON-CONF.	3- 6	241	0- 0	344	271	339	339	22	22	
TOTALS	RPI 1-25	RPI 26-50	W-L RECORDS	RPI 51-100	RPI 101-150	RPI 150+				
13- 14	0- 0	0- 0	OVERALL	0- 2	2- 2	11- 10				
9- 4	0- 0	0- 0	HOME	0- 1	1- 1	8- 2				
4- 10	0- 0	0- 0	AWAY	0- 1	1- 1	3- 8				
0- 0	0- 0	0- 0	NEUTRAL	0- 0	0- 0	0- 0				
3- 6	0- 0	0- 0	NON-CONFERENCE	0- 1	0- 0	3- 5				
3- 1	0- 0	0- 0	HOME	0- 0	0- 0	3- 1				
0- 5	0- 0	0- 0	AWAY	0- 1	0- 0	0- 4				
0- 0	0- 0	0- 0	NEUTRAL	0- 0	0- 0	0- 0				
10- 8	0- 0	0- 0	CONFERENCE	0- 1	2- 2	8- 5				
6- 3	0- 0	0- 0	HOME	0- 1	1- 1	5- 1				
4- 5	0- 0	0- 0	AWAY	0- 0	1- 1	3- 4				
0- 0	0- 0	0- 0	NEUTRAL	0- 0	0- 0	0- 0				

RPI 1-25				RPI 26-50				RPI 51-100				RPI 101+				Team's RPI: 258	
RPI	S	Opponent	Score	RPI	S	Opponent	Score	RPI	S	Opponent	Score	RPI	S	Opponent	Score		
								58	H	Belmont	62	80	123	A	UT Martin	65	74
								72	A	Cincinnati	48	69	123	H	UT Martin	58	59
													131	A	Morehead St.	84	75
													131	H	Morehead St.	81	80
													154	A	Tennessee Tech	72	65
													161	A	Illinois St.	49	61
													193	A	Vanderbilt	70	99
													210	A	Jacksonville St.	56	67
													228	A	Western Ill.	72	77
													235	A	SIUE	68	69
													235	H	SIUE	77	65
													239	H	Northern Ky.	52	48
													241	A	Southeast Mo. St.	54	64
													241	H	Southeast Mo. St.	56	54
													259	A	Murray St.	72	77
													259	H	Murray St.	59	56
													291	A	Eastern Ill.	73	60
													291	H	Eastern Ill.	57	67
													300	H	Alabama A&M	75	58
													302	H	Tennessee St.	74	47
LAST 12 Division I GAMES:																	
				259	A	Murray St.	72	77		291	H	Eastern Ill.	57	67			
				332	A	Eastern Ky.	80	60		235	H	SIUE	77	65			
				123	H	UT Martin	58	59		210	A	Jacksonville St.	56	67			
				241	H	Southeast Mo. St.	56	54		154	A	Tennessee Tech	72	65			
				259	H	Murray St.	59	56		58	H	Belmont	62	80			
				131	A	Morehead St.	84	75		302	H	Tennessee St.	74	47			

Non-Div I Games: Christian Bros. 100 62 Trevecca Nazarene 90 78

Austin Peay

Loss, Non-Conf, S Site, H Home A Away N Neutral

Average RPI Win:	158	WON-LOST	WINNING	LAST 10	STRENGTH OF	OPP. STRENGTH	TEAM	ADJ.	CONF.	ADJ CONF.
Average RPI Loss:	109	RECORD	PCT. RANK	GAMES	SCHEDULE	OF SCHEDULE	RPI	RPI	RPI	RPI
DIV. I ONLY	23- 6	27	1- 0	92	96	34	34	7	7	
DIV. I NON-CONF.	8- 3	72	0- 0	143	176	70	70	7	7	
TOTALS	RPI 1-25	RPI 26-50	W-L RECORDS	RPI 51-100	RPI 101-150	RPI 150+				
23- 6	2- 0	0- 1	OVERALL	5- 3	3- 1	13- 1				
12- 2	1- 0	0- 1	HOME	2- 1	3- 0	6- 0				
9- 4	1- 0	0- 0	AWAY	2- 2	0- 1	6- 1				
2- 0	0- 0	0- 0	NEUTRAL	1- 0	0- 0	1- 0				
8- 3	0- 0	0- 1	NON-CONFERENCE	1- 1	2- 0	5- 1				
4- 1	0- 0	0- 1	HOME	0- 0	2- 0	2- 0				
2- 2	0- 0	0- 0	AWAY	0- 1	0- 0	2- 1				
2- 0	0- 0	0- 0	NEUTRAL	1- 0	0- 0	1- 0				
15- 3	2- 0	0- 0	CONFERENCE	4- 2	1- 1	8- 0				
8- 1	1- 0	0- 0	HOME	2- 1	1- 0	4- 0				
7- 2	1- 0	0- 0	AWAY	2- 1	0- 1	4- 0				
0- 0	0- 0	0- 0	NEUTRAL	0- 0	0- 0	0- 0				

RPI 1-25				RPI 26-50				Team's RPI: 34				RPI 51-100				RPI 101+			
RPI	S	Opponent	Score	RPI	S	Opponent	Score	RPI	S	Opponent	Score	RPI	S	Opponent	Score	RPI	S	Opponent	Score
13	A	Gonzaga	66 64	38	H	California	52 70	51	N	TCU	61 58	106	A	Pepperdine	65 79				
13	H	Gonzaga	70 68					53	A	Saint Mary's (CA)	74 73	106	H	Pepperdine	83 58				
								53	H	Saint Mary's (CA)	75 78	107	H	Northern Colo.	70 50				
								76	A	Utah	67 78	147	H	UC Riverside	72 70				
								92	A	Pacific	77 74	163	A	Santa Clara	54 44				
								92	H	Pacific	75 49	163	H	Santa Clara	69 64				
								100	A	Loyola Marymount	58 61	175	A	Portland	70 69				
								100	H	Loyola Marymount	55 44	175	H	Portland	79 71				
												176	A	Utah St.	62 57				
												179	H	Eastern Wash.	80 65				
												232	N	California Baptist	76 69				
												252	A	San Francisco	67 59				
												252	H	San Francisco	82 59				
												269	A	San Diego	65 56				
												269	H	San Diego	80 68				
												270	H	Colorado St.	51 42				
												277	A	Utah Valley	77 51				
												283	A	Southern Utah	64 67				
LAST 12 Division I GAMES:																			
163	H	Santa Clara	69 64	53	H	Saint Mary's (CA)	75 78												
252	H	San Francisco	82 59	106	A	Pepperdine	65 79												
269	H	San Diego	80 68	100	A	Loyola Marymount	58 61												
13	A	Gonzaga	66 64	269	A	San Diego	65 56												
175	A	Portland	70 69	175	H	Portland	79 71												
92	H	Pacific	75 49	13	H	Gonzaga	70 68												

Non-Div I Games:

BYU

■ Loss,
 ■ Non-Conf, S Site,
 ■ Home
 ■ Away
 N Neutral

Average RPI Win: 180	WON-LOST	WINNING	LAST 10	STRENGTH OF	OPP. STRENGTH	TEAM	ADJ.	CONF.	ADJ CONF.
Average RPI Loss: 97	RECORD	PCT. RANK	GAMES	SCHEDULE	OF SCHEDULE	RPI	RPI	RPI	RPI
DIV. I ONLY	6- 21	306	0- 1	48	82	223	223	8	8
DIV. I NON-CONF.	4- 7	228	0- 0	125	36	206	206	9	9
TOTALS	RPI 1-25	RPI 26-50	W-L RECORDS	RPI 51-100	RPI 101-150	RPI 150+			
6- 21	0- 0	0- 8	OVERALL	2- 6	1- 3	3- 4			
5- 8	0- 0	0- 3	HOME	2- 2	0- 1	3- 2			
1- 10	0- 0	0- 4	AWAY	0- 3	1- 1	0- 2			
0- 3	0- 0	0- 1	NEUTRAL	0- 1	0- 1	0- 0			
4- 7	0- 0	0- 1	NON-CONFERENCE	1- 4	1- 1	2- 1			
3- 2	0- 0	0- 0	HOME	1- 1	0- 0	2- 1			
1- 2	0- 0	0- 0	AWAY	0- 2	1- 0	0- 0			
0- 3	0- 0	0- 1	NEUTRAL	0- 1	0- 1	0- 0			
2- 14	0- 0	0- 7	CONFERENCE	1- 2	0- 2	1- 3			
2- 6	0- 0	0- 3	HOME	1- 1	0- 1	1- 1			
0- 8	0- 0	0- 4	AWAY	0- 1	0- 1	0- 2			
0- 0	0- 0	0- 0	NEUTRAL	0- 0	0- 0	0- 0			

RPI S	Opponent	Score	RPI S	Opponent	Score	RPI S	Opponent	Score	RPI S	Opponent	Score	Team's RPI: 223
			26 A	Central Mich.	63 81	60 A	Butler	47 64	102 N	Fordham	70 78	
			26 H	Central Mich.	64 81	65 A	Missouri St.	54 74	105 H	Northern Ill.	83 93	
			32 A	Buffalo	65 77	72 H	Cincinnati	75 63	114 A	Western Ky.	86 83	
			32 H	Buffalo	58 97	79 N	Duke	62 79	140 A	Akron	61 91	
			37 A	Ohio	62 94	82 A	Toledo	58 65	193 H	Vanderbilt	43 60	
			37 H	Ohio	75 90	82 H	Toledo	62 63	208 A	Eastern Mich.	53 56	
			45 N	Quinnipiac	66 69	88 H	Purdue	38 80	221 H	Bowling Green	77 70	
			46 A	Miami (OH)	57 60	90 H	Kent St.	48 44	272 A	Western Mich.	54 72	
									272 H	Western Mich.	62 65	
									280 H	Cleveland St.	67 62	
									302 H	Tennessee St.	90 51	
LAST 12 Division I GAMES:												
			26 A	Central Mich.	63 81	208 A	Eastern Mich.	53 56				
			45 N	Quinnipiac	66 69	140 A	Akron	61 91				
			79 N	Duke	62 79	105 H	Northern Ill.	83 93				
			272 A	Western Mich.	54 72	32 H	Buffalo	58 97				
			26 H	Central Mich.	64 81	37 A	Ohio	62 94				
			82 H	Toledo	62 63	272 H	Western Mich.	62 65				

Non-Div I Games: Urbana 99 62

Ball St.

■ Loss,
 ■ Non-Conf,
 ■ S Site,
 ■ Home
 ■ A Away
 N Neutral

Through Games Of March 9, 1919										
Average RPI Win:	93	WON-LOST	WINNING	LAST 10	STRENGTH OF	OPP. STRENGTH	TEAM	ADJ.	CONF.	ADJ CONF.
Average RPI Loss:	4	RECORD	PCT. RANK	GAMES	SCHEDULE	OF SCHEDULE	RPI	RPI	RPI	RPI
DIV. I ONLY	28- 1	1	1- 0	3	20	2	2	3	3	
DIV. I NON-CONF.	10- 1	17	0- 0	6	29	2	2	3	3	

TOTALS	RPI 1-25		RPI 26-50	W-L RECORDS	RPI 51-100	RPI 101-150		RPI 150+		
28- 1	5- 1		5- 0	OVERALL	5- 0	7- 0		6- 0		
15- 0	2- 0		2- 0	HOME	2- 0	4- 0		5- 0		
11- 1	3- 1		2- 0	AWAY	2- 0	3- 0		1- 0		
2- 0	0- 0		1- 0	NEUTRAL	1- 0	0- 0		0- 0		
10- 1	3- 1		1- 0	NON-CONFERENCE	1- 0	1- 0		4- 0		
6- 0	1- 0		0- 0	HOME	0- 0	1- 0		4- 0		
2- 1	2- 1		0- 0	AWAY	0- 0	0- 0		0- 0		
2- 0	0- 0		1- 0	NEUTRAL	1- 0	0- 0		0- 0		
18- 0	2- 0		4- 0	CONFERENCE	4- 0	6- 0		2- 0		
9- 0	1- 0		2- 0	HOME	2- 0	3- 0		1- 0		
9- 0	1- 0		2- 0	AWAY	2- 0	3- 0		1- 0		
0- 0	0- 0		0- 0	NEUTRAL	0- 0	0- 0		0- 0		

RPI	S	Opponent	Score	RPI	S	Opponent	Score	RPI	S	Opponent	Score	RPI	S	Opponent	Score
4	A	Stanford	63 68	27	A	Texas	74 68	51	A	TCU	79 55	129	A	Oklahoma St.	66 58
6	H	UConn	68 57	27	H	Texas	64 35	51	H	TCU	89 71	129	H	Oklahoma St.	76 44
11	A	Iowa St.	73 60	29	N	South Dakota St.	72 66	71	A	West Virginia	63 57	131	H	Morehead St.	96 58
11	H	Iowa St.	84 69	35	A	Kansas St.	71 48	71	H	West Virginia	79 47	145	A	Oklahoma	74 53
17	A	South Carolina	94 69	35	H	Kansas St.	65 50	73	N	Georgetown	67 46	145	H	Oklahoma	87 53
20	A	Arizona St.	65 59									146	A	Texas Tech	73 56
												146	H	Texas Tech	96 37
												159	A	Kansas	94 68
												159	H	Kansas	80 40
												166	H	Nicholls St.	100 39
												173	H	Southern U.	94 49
												213	H	Saint Francis (PA)	116 58
												225	H	UTRGV	98 37
LAST 12 Division I GAMES:															
71	A	West Virginia	63 57	35	A	Kansas St.	71 48	51	H	TCU	89 71	27	A	Texas	74 68
129	H	Oklahoma St.	76 44	51	H	TCU	89 71	27	A	Texas	74 68	146	H	Texas Tech	96 37
27	H	Texas	64 35	27	A	Texas	74 68	146	H	Texas Tech	96 37	129	A	Oklahoma St.	66 58
11	A	Iowa St.	73 60	146	H	Texas Tech	96 37	129	A	Oklahoma St.	66 58	145	A	Oklahoma	74 53
159	H	Kansas	80 40	129	A	Oklahoma St.	66 58								
145	H	Oklahoma	87 53	145	A	Oklahoma	74 53								

Non-Div I Games:

Baylor

Belmont

Through Games Of March 5, 2019

Average RPI Win:	216	WON-LOST	WINNING	LAST 10	STRENGTH OF	OPP. STRENGTH	TEAM	ADJ.	CONF.	ADJ CONF.
Average RPI Loss:	81	RECORD	PCT. RANK	GAMES	SCHEDULE	OF SCHEDULE	RPI	RPI	RPI	RPI
DIV. I ONLY	23- 6	27	1- 0	168	182	58	58	22	22	
DIV. I NON-CONF.	7- 4	108	0- 0	85	27	47	47	22	22	
TOTALS	RPI 1-25	RPI 26-50	W-L RECORDS	RPI 51-100	RPI 101-150	RPI 150+				
23- 6	0- 1	0- 0	OVERALL	2- 3	3- 1	18- 1				
11- 2	0- 0	0- 0	HOME	0- 1	2- 0	9- 1				
12- 4	0- 1	0- 0	AWAY	2- 2	1- 1	9- 0				
0- 0	0- 0	0- 0	NEUTRAL	0- 0	0- 0	0- 0				
7- 4	0- 1	0- 0	NON-CONFERENCE	2- 3	0- 0	5- 0				
3- 1	0- 0	0- 0	HOME	0- 1	0- 0	3- 0				
4- 3	0- 1	0- 0	AWAY	2- 2	0- 0	2- 0				
0- 0	0- 0	0- 0	NEUTRAL	0- 0	0- 0	0- 0				
16- 2	0- 0	0- 0	CONFERENCE	0- 0	3- 1	13- 1				
8- 1	0- 0	0- 0	HOME	0- 0	2- 0	6- 1				
8- 1	0- 0	0- 0	AWAY	0- 0	1- 1	7- 0				
0- 0	0- 0	0- 0	NEUTRAL	0- 0	0- 0	0- 0				

RPI 1-25				RPI 26-50				RPI 51-100 Team's RPI: 58				RPI 101+			
RPI	S	Opponent	Score	RPI	S	Opponent	Score	RPI	S	Opponent	Score	RPI	S	Opponent	Score
7	A	NC State	62 77					56	A	Clemson	62 65	123	A	UT Martin	68 71
								63	A	Tennessee	76 84	123	H	UT Martin	100 86
								66	A	Middle Tenn.	45 38	131	A	Morehead St.	77 57
								75	A	Wright St.	79 63	131	H	Morehead St.	77 50
								82	H	Toledo	69 78	154	A	Tennessee Tech	99 67
												154	H	Tennessee Tech	72 77
												167	H	Tulsa	78 53
												169	A	Chattanooga	67 51
												180	H	Arkansas St.	74 55
												210	A	Jacksonville St.	64 41
												210	H	Jacksonville St.	66 52
												235	H	SIUE	87 54
												239	A	Northern Ky.	71 53
												241	A	Southeast Mo. St.	92 86
												241	H	Southeast Mo. St.	91 57
												258	A	Austin Peay	80 62
												259	A	Murray St.	65 58
												291	H	Eastern Ill.	98 57
												302	A	Tennessee St.	89 65
												302	H	Tennessee St.	80 46
												328	H	Lipscomb	83 43
												332	A	Eastern Ky.	87 52
												332	H	Eastern Ky.	69 43
LAST 12 Division I GAMES:															
241	A	Southeast Mo. St.	92 86	131	A	Morehead St.	77 57								
123	A	UT Martin	68 71	332	A	Eastern Ky.	87 52								
235	H	SIUE	87 54	123	H	UT Martin	100 86								
291	H	Eastern Ill.	98 57	241	H	Southeast Mo. St.	91 57								
154	A	Tennessee Tech	99 67	258	A	Austin Peay	80 62								
302	A	Tennessee St.	89 65	259	A	Murray St.	65 58								

Non-Div I Games:

Belmont

Loss, Non-Conf, S Site, H Home A Away N Neutral

Season 2022-2023				Through Games of March 9, 2019						
Average RPI Win:	295	WON-LOST	WINNING	LAST 10	STRENGTH OF	OPP. STRENGTH	TEAM	ADJ.	CONF.	ADJ CONF.
Average RPI Loss:	208	RECORD	PCT. RANK	GAMES	SCHEDULE	OF SCHEDULE	RPI	RPI	RPI	RPI
DIV. I ONLY	15- 10	120	0- 1	344	342	222	222	32	32	
DIV. I NON-CONF.	5- 5	162	0- 0	317	191	214	214	32	32	
TOTALS	RPI 1-25	RPI 26-50	W-L RECORDS	RPI 51-100	RPI 101-150	RPI 150+				
15- 10	0- 0	0- 0	OVERALL	0- 0	0- 3	15- 7				
7- 3	0- 0	0- 0	HOME	0- 0	0- 0	7- 3				
7- 7	0- 0	0- 0	AWAY	0- 0	0- 3	7- 4				
1- 0	0- 0	0- 0	NEUTRAL	0- 0	0- 0	1- 0				
5- 5	0- 0	0- 0	NON-CONFERENCE	0- 0	0- 3	5- 2				
3- 0	0- 0	0- 0	HOME	0- 0	0- 0	3- 0				
1- 5	0- 0	0- 0	AWAY	0- 0	0- 3	1- 2				
1- 0	0- 0	0- 0	NEUTRAL	0- 0	0- 0	1- 0				
10- 5	0- 0	0- 0	CONFERENCE	0- 0	0- 0	10- 5				
4- 3	0- 0	0- 0	HOME	0- 0	0- 0	4- 3				
6- 2	0- 0	0- 0	AWAY	0- 0	0- 0	6- 2				
0- 0	0- 0	0- 0	NEUTRAL	0- 0	0- 0	0- 0				

[illegible]

Non-Div I Games:	Flagler	74	59	Edward Waters	73	46
------------------	---------	----	----	---------------	----	----

Bethune-Cookman

Loss, Non-Conf, S Site, H Home A Away N Neutral

Binghamton

Through Games Of March 5, 2019

Average RPI Win:	280	WON-LOST	WINNING	LAST 10	STRENGTH OF	OPP. STRENGTH	TEAM	ADJ.	CONF.	ADJ CONF.
Average RPI Loss:	161	RECORD	PCT. RANK	GAMES	SCHEDULE	OF SCHEDULE	RPI	RPI	RPI	RPI
DIV. I ONLY	10- 17	247	0- 1	187	264	247	247	23	23	
DIV. I NON-CONF.	3- 8	267	0- 0	112	230	249	249	25	25	
TOTALS	RPI 1-25	RPI 26-50	W-L RECORDS	RPI 51-100	RPI 101-150	RPI 150+				
10- 17	0- 2	0- 1	OVERALL	0- 2	1- 4	9- 8				
6- 7	0- 0	0- 0	HOME	0- 1	1- 2	5- 4				
4- 10	0- 2	0- 1	AWAY	0- 1	0- 2	4- 4				
0- 0	0- 0	0- 0	NEUTRAL	0- 0	0- 0	0- 0				
3- 8	0- 2	0- 1	NON-CONFERENCE	0- 0	0- 1	3- 4				
3- 2	0- 0	0- 0	HOME	0- 0	0- 1	3- 1				
0- 6	0- 2	0- 1	AWAY	0- 0	0- 0	0- 3				
0- 0	0- 0	0- 0	NEUTRAL	0- 0	0- 0	0- 0				
7- 9	0- 0	0- 0	CONFERENCE	0- 2	1- 3	6- 4				
3- 5	0- 0	0- 0	HOME	0- 1	1- 1	2- 3				
4- 4	0- 0	0- 0	AWAY	0- 1	0- 2	4- 1				
0- 0	0- 0	0- 0	NEUTRAL	0- 0	0- 0	0- 0				

RPI 1-25				RPI 26-50				RPI 51-100				RPI 101+ Team's RPI: 247			
RPI	S	Opponent	Score	RPI	S	Opponent	Score	RPI	S	Opponent	Score	RPI	S	Opponent	Score
1	A	Notre Dame	53 103	37	A	Ohio	49 86	57	A	Maine	66 95	110	A	Hartford	50 63
12	A	Marquette	40 93					57	H	Maine	60 67	110	H	Hartford	73 62
												137	A	Stony Brook	53 68
												137	H	Stony Brook	56 65
												139	H	Lehigh	55 65
												171	H	Rider	57 62
												197	A	Dartmouth	39 63
												203	H	Cornell	72 61
												245	A	Albany (NY)	56 61
												245	H	Albany (NY)	62 71
												264	A	Niagara	72 79
												278	A	Vermont	59 50
												278	H	Vermont	57 58
												284	H	Army West Point	60 47
												309	A	UMBC	58 46
												309	H	UMBC	67 45
												320	A	UMass Lowell	70 50
												320	H	UMass Lowell	58 53
												321	A	New Hampshire	71 62
												321	H	New Hampshire	53 54
												325	A	Lafayette	50 59
												343	H	Fairleigh Dickinson	73 54
LAST 12 Division I GAMES:															
				57	H	Maine	60 67	137	A	Stony Brook	53 68				
				110	A	Hartford	50 63	245	H	Albany (NY)	62 71				
				278	A	Vermont	59 50	110	H	Hartford	73 62				
				320	H	UMass Lowell	58 53	57	A	Maine	66 95				
				309	A	UMBC	58 46	320	A	UMass Lowell	70 50				
				321	H	New Hampshire	53 54	278	H	Vermont	57 58				

Non-Div I Games: Charleston (WV) 69 62 Caldwell 73 54

Binghamton

Loss, Non-Conf, S Site, H Home A Away N Neutral

Average RPI Win:	193	WON-LOST	WINNING	LAST 10	STRENGTH OF	OPP. STRENGTH	TEAM	ADJ.	CONF.	ADJ CONF.
Average RPI Loss:	99	RECORD	PCT. RANK	GAMES	SCHEDULE	OF SCHEDULE	RPI	RPI	RPI	RPI
DIV. I ONLY	22- 4	16	1- 0	202	95	47	47	15	15	
DIV. I NON-CONF.	7- 2	58	1- 0	162	16	59	59	12	12	
TOTALS	RPI 1-25	RPI 26-50	W-L RECORDS	RPI 51-100	RPI 101-150	RPI 150+				
22- 4	0- 1	0- 0	OVERALL	4- 1	3- 0	15- 2				
12- 1	0- 1	0- 0	HOME	2- 0	2- 0	8- 0				
7- 3	0- 0	0- 0	AWAY	0- 1	1- 0	6- 2				
3- 0	0- 0	0- 0	NEUTRAL	2- 0	0- 0	1- 0				
7- 2	0- 1	0- 0	NON-CONFERENCE	2- 0	1- 0	4- 1				
3- 1	0- 1	0- 0	HOME	0- 0	1- 0	2- 0				
1- 1	0- 0	0- 0	AWAY	0- 0	0- 0	1- 1				
3- 0	0- 0	0- 0	NEUTRAL	2- 0	0- 0	1- 0				
15- 2	0- 0	0- 0	CONFERENCE	2- 1	2- 0	11- 1				
9- 0	0- 0	0- 0	HOME	2- 0	1- 0	6- 0				
6- 2	0- 0	0- 0	AWAY	0- 1	1- 0	5- 1				
0- 0	0- 0	0- 0	NEUTRAL	0- 0	0- 0	0- 0				

RPI 1-25				RPI 26-50				Team's RPI: 47				RPI 51-100				RPI 101+			
RPI	S	Opponent	Score	RPI	S	Opponent	Score	RPI	S	Opponent	Score	RPI	S	Opponent	Score	RPI	S	Opponent	Score
3	H	Louisville	55 74									52	H	New Mexico	70 66	111	A	Fresno St.	72 60
												64	A	Wyoming	52 64	111	H	Fresno St.	83 76
												64	H	Wyoming	72 64	141	H	CSUN	74 63
												67	N	Idaho	91 85	152	A	Washington St.	71 95
												87	N	UNI	61 60	164	A	Washington	73 69
																176	A	Utah St.	68 81
																179	H	Eastern Wash.	67 55
																194	A	UNLV	64 57
																194	H	UNLV	53 38
																213	N	Saint Francis (PA)	78 64
																234	A	San Diego St.	69 66
																234	H	San Diego St.	91 67
																244	A	Nevada	75 74
																244	H	Nevada	80 65
																270	A	Colorado St.	72 63
																270	H	Colorado St.	70 57
																283	H	Southern Utah	88 53
																294	H	Air Force	79 48
																299	A	San Jose St.	83 69
																299	H	San Jose St.	99 68
LAST 12 Division I GAMES:																			
				164	A	Washington	73 69					111	H	Fresno St.	83 76				
				52	H	New Mexico	70 66					299	A	San Jose St.	83 69				
				194	H	UNLV	53 38					194	A	UNLV	64 57				
				270	A	Colorado St.	72 63					244	H	Nevada	80 65				
				176	A	Utah St.	68 81					270	H	Colorado St.	70 57				
				234	H	San Diego St.	91 67					64	A	Wyoming	52 64				

Non-Div I Games: Southern Ore. 91 46 Northwest Chrst. 93 26

Boise St.

■ Loss,
 ■ Non-Conf, S Site,
 ■ Home
 ■ Away
 N Neutral

Average RPI Win: 199	WON-LOST	WINNING	LAST 10	STRENGTH OF	OPP. STRENGTH	TEAM	ADJ.	CONF.	ADJ CONF.
Average RPI Loss: 40	RECORD	PCT. RANK	GAMES	SCHEDULE	OF SCHEDULE	RPI	RPI	RPI	RPI
DIV. I ONLY	14- 15	179	1- 0	49	36	124	124	1	1
DIV. I NON-CONF.	11- 2	32	1- 0	228	293	102	102	1	1
TOTALS	RPI 1-25	RPI 26-50	W-L RECORDS	RPI 51-100	RPI 101-150	RPI 150+			
14- 15	0- 8	0- 1	OVERALL	2- 5	3- 1	9- 0			
8- 9	0- 4	0- 0	HOME	1- 4	1- 1	6- 0			
4- 6	0- 4	0- 1	AWAY	1- 1	2- 0	1- 0			
2- 0	0- 0	0- 0	NEUTRAL	0- 0	0- 0	2- 0			
11- 2	0- 0	0- 0	NON-CONFERENCE	1- 1	1- 1	9- 0			
7- 2	0- 0	0- 0	HOME	0- 1	1- 1	6- 0			
2- 0	0- 0	0- 0	AWAY	1- 0	0- 0	1- 0			
2- 0	0- 0	0- 0	NEUTRAL	0- 0	0- 0	2- 0			
3- 13	0- 8	0- 1	CONFERENCE	1- 4	2- 0	0- 0			
1- 7	0- 4	0- 0	HOME	1- 3	0- 0	0- 0			
2- 6	0- 4	0- 1	AWAY	0- 1	2- 0	0- 0			
0- 0	0- 0	0- 0	NEUTRAL	0- 0	0- 0	0- 0			

RPI 1-25				RPI 26-50				RPI 51-100				RPI 101+ Team's RPI: 124			
RPI	S	Opponent	Score	RPI	S	Opponent	Score	RPI	S	Opponent	Score	RPI	S	Opponent	Score
1	A	Notre Dame	63 92	39	A	North Carolina	78 93	54	H	Georgia Tech	76 81	121	A	Pittsburgh	59 55
1	H	Notre Dame	47 97					56	H	Clemson	58 91	122	H	Providence	57 61
3	A	Louisville	51 87					62	H	Virginia Tech	86 95	143	A	Wake Forest	65 64
7	H	NC State	69 85					79	H	Duke	92 90	148	H	Boston U.	78 51
10	A	Syracuse	69 96					95	A	Virginia	77 79	171	N	Rider	112 61
10	H	Syracuse	59 76					97	H	Minnesota	69 77	184	H	Holy Cross	89 63
18	A	Miami (FL)	73 76					98	A	Houston	64 57	197	H	Dartmouth	99 68
23	H	Florida St.	71 91									209	H	Campbell	76 56
												246	H	Columbia	74 60
												257	A	Rhode Island	88 64
												287	N	Loyola Maryland	73 47
												298	H	Bryant	83 46
												344	H	Saint Peter's	89 57
LAST 12 Division I GAMES:															
171	N	Rider	112 61	10	A	Syracuse	69 96								
10	H	Syracuse	59 76	95	A	Virginia	77 79								
3	A	Louisville	51 87	62	H	Virginia Tech	86 95								
39	A	North Carolina	78 93	79	H	Duke	92 90								
56	H	Clemson	58 91	18	A	Miami (FL)	73 76								
1	H	Notre Dame	47 97	1	A	Notre Dame	63 92								

Non-Div I Games:

Boston College

■ Loss,
 ■ Non-Conf, S Site,
 ■ Home
 ■ Away
 N Neutral

Average RPI Win:	241	WON-LOST	WINNING	LAST 10	STRENGTH OF	OPP. STRENGTH	TEAM	ADJ.	CONF.	ADJ CONF.
Average RPI Loss:	138	RECORD	PCT. RANK	GAMES	SCHEDULE	OF SCHEDULE	RPI	RPI	RPI	RPI
DIV. I ONLY	15- 12	145	1- 0	175	232	148	148	18	18	
DIV. I NON-CONF.	4- 6	212	0- 0	236	211	238	238	21	21	
TOTALS	RPI 1-25	RPI 26-50	W-L RECORDS	RPI 51-100	RPI 101-150	RPI 150+				
15- 12	0- 0	1- 1	OVERALL	0- 3	3- 3	11- 5				
8- 4	0- 0	0- 1	HOME	0- 1	2- 0	6- 2				
7- 8	0- 0	1- 0	AWAY	0- 2	1- 3	5- 3				
0- 0	0- 0	0- 0	NEUTRAL	0- 0	0- 0	0- 0				
4- 6	0- 0	0- 0	NON-CONFERENCE	0- 1	1- 3	3- 2				
4- 0	0- 0	0- 0	HOME	0- 0	1- 0	3- 0				
0- 6	0- 0	0- 0	AWAY	0- 1	0- 3	0- 2				
0- 0	0- 0	0- 0	NEUTRAL	0- 0	0- 0	0- 0				
11- 6	0- 0	1- 1	CONFERENCE	0- 2	2- 0	8- 3				
4- 4	0- 0	0- 1	HOME	0- 1	1- 0	3- 2				
7- 2	0- 0	1- 0	AWAY	0- 1	1- 0	5- 1				
0- 0	0- 0	0- 0	NEUTRAL	0- 0	0- 0	0- 0				

RPI 1-25	RPI 26-50	RPI 51-100	RPI 101+	Team's RPI: 148
RPI S Opponent Score	RPI S Opponent Score	RPI S Opponent Score	RPI S Opponent Score	Score
	40 Bucknell 70 62	78 American 48	109 Northeastern 51	
	40 Bucknell 58	78 American 51	124 Boston College 51	
		84 Harvard 47	126 Marist 57	
			138 Delaware 72 61	
			139 Lehigh 52 48	
			139 Lehigh 58 45	
			184 Holy Cross 69	
			184 Holy Cross 61	
			197 Dartmouth 44	
			201 Massachusetts 55	
			250 Navy 49 35	
			250 Navy 66 55	
			253 Colgate 61 53	
			253 Colgate 72	
			284 Army West Point 67 42	
			284 Army West Point 63 51	
			285 Brown 72 51	
			287 Loyola Maryland 64 62	
			298 Bryant 67 65	
			321 New Hampshire 60 39	
			325 Lafayette 47 44	
			325 Lafayette 50 49	
LAST 12 Division I GAMES:				
	284 Army West Point 67 42	139 Lehigh 52 48		
	325 Lafayette 50 49	40 Bucknell 58		
	250 Navy 66 55	325 Lafayette 47 44		
	78 American 48	250 Navy 49 35		
	184 Holy Cross 61	78 American 51		
	253 Colgate 61 53	184 Holy Cross 69		

Non-Div I Games:

Boston U.

Loss, Non-Conf, S Site, Home Away N Neutral

Bowling Green

Through Games Of March 5, 2019

Average RPI Win:	209	WON-LOST	WINNING	LAST 10	STRENGTH OF	OPP. STRENGTH	TEAM	ADJ.	CONF.	ADJ CONF.
Average RPI Loss:	120	RECORD	PCT. RANK	GAMES	SCHEDULE	OF SCHEDULE	RPI	RPI	RPI	RPI
DIV. I ONLY	8- 18	273	1- 0	87	143	221	221	8	8	
DIV. I NON-CONF.	6- 4	125	0- 0	239	319	158	158	9	9	
TOTALS	RPI 1-25	RPI 26-50	W-L RECORDS	RPI 51-100	RPI 101-150	RPI 150+				
8- 18	0- 0	1- 5	OVERALL	1- 3	0- 5	6- 5				
6- 7	0- 0	1- 3	HOME	1- 1	0- 2	4- 1				
2- 10	0- 0	0- 2	AWAY	0- 2	0- 2	2- 4				
0- 1	0- 0	0- 0	NEUTRAL	0- 0	0- 1	0- 0				
6- 4	0- 0	0- 1	NON-CONFERENCE	0- 0	0- 1	6- 2				
4- 0	0- 0	0- 0	HOME	0- 0	0- 0	4- 0				
2- 3	0- 0	0- 1	AWAY	0- 0	0- 0	2- 2				
0- 1	0- 0	0- 0	NEUTRAL	0- 0	0- 1	0- 0				
2- 14	0- 0	1- 4	CONFERENCE	1- 3	0- 4	0- 3				
2- 7	0- 0	1- 3	HOME	1- 1	0- 2	0- 1				
0- 7	0- 0	0- 1	AWAY	0- 2	0- 2	0- 2				
0- 0	0- 0	0- 0	NEUTRAL	0- 0	0- 0	0- 0				

RPI 1-25				RPI 26-50				RPI 51-100				RPI 101+				Team's RPI: 221
RPI	S	Opponent	Score	RPI	S	Opponent	Score	RPI	S	Opponent	Score	RPI	S	Opponent	Score	
				26	H	Central Mich.	54 92	82	A	Toledo	56 76	105	A	Northern Ill.	47 88	
				32	H	Buffalo	78 72	82	H	Toledo	65 79	105	H	Northern Ill.	52 66	
				37	H	Ohio	79 82	90	A	Kent St.	73 77	136	N	Mercer	63 76	
				41	A	Michigan St.	69 99	90	H	Kent St.	62 49	140	A	Akron	71 74	
				46	A	Miami (OH)	62 75					140	H	Akron	73 83	
				46	H	Miami (OH)	75 82					174	A	Coastal Caro.	80 81	
												186	H	Robert Morris	61 60	
												199	H	Marshall	99 76	
												200	A	Xavier	49 65	
												208	A	Eastern Mich.	74 81	
												223	A	Ball St.	70 77	
												243	H	Loyola Chicago	88 74	
												272	H	Western Mich.	82 84	
												279	A	Canisius	74 53	
												311	A	Valparaiso	79 72	
												333	H	Detroit Mercy	79 73	
LAST 12 Division I GAMES:																
				90	H	Kent St.	62 49	105	A	Northern Ill.	47 88					
				140	H	Akron	73 83	82	A	Toledo	56 76					
				46	A	Miami (OH)	62 75	26	H	Central Mich.	54 92					
				90	A	Kent St.	73 77	37	H	Ohio	79 82					
				32	H	Buffalo	78 72	208	A	Eastern Mich.	74 81					
				46	H	Miami (OH)	75 82	82	H	Toledo	65 79					

Non-Div I Games: Davis & Elkins 63 28

Bowling Green

■ Loss,
 ■ Non-Conf,
 ■ S Site,
 ■ H Home
 ■ A Away
 N Neutral

Average RPI Win:	254	WON-LOST	WINNING	LAST 10	STRENGTH OF	OPP. STRENGTH	TEAM	ADJ.	CONF.	ADJ CONF.
Average RPI Loss:	114	RECORD	PCT. RANK	GAMES	SCHEDULE	OF SCHEDULE	RPI	RPI	RPI	RPI
DIV. I ONLY	19- 7	54	1- 0	331	170	156	156	13	13	
DIV. I NON-CONF.	9- 1	29	1- 0	348	224	154	154	15	15	
TOTALS	RPI 1-25	RPI 26-50	W-L RECORDS	RPI 51-100	RPI 101-150	RPI 150+				
19- 7	0- 1	0- 0	OVERALL	0- 4	1- 0	18- 2				
11- 3	0- 1	0- 0	HOME	0- 2	0- 0	11- 0				
7- 4	0- 0	0- 0	AWAY	0- 2	0- 0	7- 2				
1- 0	0- 0	0- 0	NEUTRAL	0- 0	1- 0	0- 0				
9- 1	0- 0	0- 0	NON-CONFERENCE	0- 1	1- 0	8- 0				
5- 0	0- 0	0- 0	HOME	0- 0	0- 0	5- 0				
3- 1	0- 0	0- 0	AWAY	0- 1	0- 0	3- 0				
1- 0	0- 0	0- 0	NEUTRAL	0- 0	1- 0	0- 0				
10- 6	0- 1	0- 0	CONFERENCE	0- 3	0- 0	10- 2				
6- 3	0- 1	0- 0	HOME	0- 2	0- 0	6- 0				
4- 3	0- 0	0- 0	AWAY	0- 1	0- 0	4- 2				
0- 0	0- 0	0- 0	NEUTRAL	0- 0	0- 0	0- 0				

RPI 1-25				RPI 26-50				RPI 51-100				RPI 101+ Team's RPI: 156			
RPI	S	Opponent	Score	RPI	S	Opponent	Score	RPI	S	Opponent	Score	RPI	S	Opponent	Score
22	H	Drake	63 92					65	A	Missouri St.	60 82	138	N	Delaware	59 47
								65	H	Missouri St.	56 68	160	A	Southern Ill.	55 62
								87	H	UNI	78 81	160	H	Southern Ill.	58 53
								88	A	Purdue	61 74	161	A	Illinois St.	79 68
												161	H	Illinois St.	75 65
												212	A	Indiana St.	61 45
												212	H	Indiana St.	81 80
												228	H	Western Ill.	82 68
												241	H	Southeast Mo. St.	85 79
												243	A	Loyola Chicago	69 56
												243	H	Loyola Chicago	71 59
												280	A	Cleveland St.	67 65
												291	H	Eastern Ill.	67 64
												305	A	Fla. Atlantic	80 59
												308	H	Oakland	73 64
												311	A	Valparaiso	73 76
												311	H	Valparaiso	87 76
												317	A	Omaha	80 60
												329	A	Evansville	75 68
												329	H	Evansville	81 63
												350	H	Chicago St.	89 59
LAST 12 Division I GAMES:															
305	A	Fla. Atlantic	80 59	329	H	Evansville	81 63								
243	H	Loyola Chicago	71 59	212	H	Indiana St.	81 80								
311	H	Valparaiso	87 76	243	A	Loyola Chicago	69 56								
161	H	Illinois St.	75 65	311	A	Valparaiso	73 76								
65	A	Missouri St.	60 82	161	A	Illinois St.	79 68								
160	A	Southern Ill.	55 62	160	H	Southern Ill.	58 53								

Non-Div I Games: Rockhurst 83 40

Bradley

■ Loss,
 ■ Non-Conf,
 ■ S Site,
 ■ Home
 ■ A Away
 N Neutral

Average RPI Win:	271	WON-LOST	WINNING	LAST 10	STRENGTH OF	OPP. STRENGTH	TEAM	ADJ.	CONF.	ADJ CONF.
Average RPI Loss:	149	RECORD	PCT. RANK	GAMES	SCHEDULE	OF SCHEDULE	RPI	RPI	RPI	RPI
DIV. I ONLY	7- 19	289	0- 1	211	207	285	285	11	11	
DIV. I NON-CONF.	6- 8	199	0- 1	255	304	224	224	11	11	
TOTALS	RPI 1-25	RPI 26-50	W-L RECORDS	RPI 51-100	RPI 101-150	RPI 150+				
7- 19	0- 1	0- 1	OVERALL	0- 5	1- 3	6- 9				
4- 6	0- 0	0- 1	HOME	0- 1	1- 0	3- 4				
2- 13	0- 1	0- 0	AWAY	0- 4	0- 3	2- 5				
1- 0	0- 0	0- 0	NEUTRAL	0- 0	0- 0	1- 0				
6- 8	0- 1	0- 1	NON-CONFERENCE	0- 1	0- 2	6- 3				
3- 2	0- 0	0- 1	HOME	0- 0	0- 0	3- 1				
2- 6	0- 1	0- 0	AWAY	0- 1	0- 2	2- 2				
1- 0	0- 0	0- 0	NEUTRAL	0- 0	0- 0	1- 0				
1- 11	0- 0	0- 0	CONFERENCE	0- 4	1- 1	0- 6				
1- 4	0- 0	0- 0	HOME	0- 1	1- 0	0- 3				
0- 7	0- 0	0- 0	AWAY	0- 3	0- 1	0- 3				
0- 0	0- 0	0- 0	NEUTRAL	0- 0	0- 0	0- 0				

RPI 1-25				RPI 26-50				RPI 51-100				RPI 101+ Team's RPI: 285			
RPI	S	Opponent	Score	RPI	S	Opponent	Score	RPI	S	Opponent	Score	RPI	S	Opponent	Score
25	A	Rutgers	52 73	40	H	Bucknell	78 91	55	A	Princeton	74 93	105	A	Northern Ill.	102 109
								57	A	Maine	96 102	125	A	Yale	72 84
								61	A	Penn	43 83	125	H	Yale	86 71
								84	A	Harvard	55 98	148	A	Boston U.	51 72
								84	H	Harvard	83 100	184	A	Holy Cross	89 85
												197	A	Dartmouth	43 78
												197	H	Dartmouth	61 81
												201	H	Massachusetts	61 90
												203	A	Cornell	48 66
												203	H	Cornell	53 65
												246	A	Columbia	62 93
												246	H	Columbia	81 83
												257	A	Rhode Island	67 72
												297	H	Fairfield	68 49
												298	A	Bryant	57 75
												298	N	Bryant	84 68
												321	H	New Hampshire	76 70
												322	H	Central Conn. St.	68 63
												350	A	Chicago St.	90 65
LAST 12 Division I GAMES:															
257	A	Rhode Island	67 72	203	H	Cornell	53 65								
203	A	Cornell	48 66	55	A	Princeton	74 93								
246	A	Columbia	62 93	61	A	Penn	43 83								
197	A	Dartmouth	43 78	84	H	Harvard	83 100								
84	A	Harvard	55 98	197	H	Dartmouth	61 81								
246	H	Columbia	81 83	125	A	Yale	72 84								

Non-Div I Games: Johnson & Wales (RI78 46 Adelphi 75 62

Brown

Loss, Non-Conf, S Site, H Home A Away N Neutral

Average RPI Win: 297	WON-LOST	WINNING	LAST 10	STRENGTH OF	OPP. STRENGTH	TEAM	ADJ.	CONF.	ADJ CONF.
Average RPI Loss: 197	RECORD	PCT. RANK	GAMES	SCHEDULE	OF SCHEDULE	RPI	RPI	RPI	RPI
DIV. I ONLY	10- 18	254	0- 1	303	327	298	298	31	31
DIV. I NON-CONF.	2- 9	297	0- 1	242	229	302	302	31	31
TOTALS	RPI 1-25	RPI 26-50	W-L RECORDS	RPI 51-100	RPI 101-150	RPI 150+			
10- 18	0- 0	0- 0	OVERALL	0- 2	0- 4	10- 12			
6- 5	0- 0	0- 0	HOME	0- 1	0- 0	6- 4			
4- 11	0- 0	0- 0	AWAY	0- 1	0- 3	4- 7			
0- 2	0- 0	0- 0	NEUTRAL	0- 0	0- 1	0- 1			
2- 9	0- 0	0- 0	NON-CONFERENCE	0- 2	0- 4	2- 3			
1- 2	0- 0	0- 0	HOME	0- 1	0- 0	1- 1			
1- 5	0- 0	0- 0	AWAY	0- 1	0- 3	1- 1			
0- 2	0- 0	0- 0	NEUTRAL	0- 0	0- 1	0- 1			
8- 9	0- 0	0- 0	CONFERENCE	0- 0	0- 0	8- 9			
5- 3	0- 0	0- 0	HOME	0- 0	0- 0	5- 3			
3- 6	0- 0	0- 0	AWAY	0- 0	0- 0	3- 6			
0- 0	0- 0	0- 0	NEUTRAL	0- 0	0- 0	0- 0			

RPI S	Opponent	Score	RPI S	Opponent	Score	RPI S	Opponent	Score	RPI S	Opponent	Score	Team's RPI: 298
						57	H Maine	57 74	110	A Hartford	57 67	
						71	A West Virginia	48 94	122	N Providence	64 72	
									124	A Boston College	46 83	
									148	A Boston U.	65 67	
									184	H Holy Cross	62 81	
									186	A Robert Morris	56 59	
									186	H Robert Morris	57 60	
									192	A Sacred Heart	48 49	
									192	H Sacred Heart	57 67	
									213	A Saint Francis (PA)	66 78	
									213	H Saint Francis (PA)	66 63	
									240	A Mt. St. Mary's	73 68	
									240	H Mt. St. Mary's	77 59	
									247	A St. Francis Brooklyn	77 101	
									247	H St. Francis Brooklyn	55 60	
									285	H Brown	75 57	
									285	N Brown	68 84	
									312	A Wagner	84 69	
									320	A UMass Lowell	58 57	
									321	A New Hampshire	74 79	
									322	A Central Conn. St.	65 66	
									322	H Central Conn. St.	72 60	
									343	A Fairleigh Dickinson	53 63	
									343	H Fairleigh Dickinson	68 48	
									349	A LIU Brooklyn	69 54	
									349	H LIU Brooklyn	69 62	
LAST 12 Division I GAMES:												
			122	N Providence	64 72				192	H Sacred Heart	57 67	
			349	A LIU Brooklyn	69 54				213	A Saint Francis (PA)	66 78	
			247	A St. Francis Brooklyn	77 101				186	A Robert Morris	56 59	
			312	A Wagner	84 69				322	A Central Conn. St.	65 66	
			240	H Mt. St. Mary's	77 59				343	A Fairleigh Dickinson	53 63	
			343	H Fairleigh Dickinson	68 48				322	H Central Conn. St.	72 60	

Non-Div I Games:

Bryant

■ Loss,
 ■ Non-Conf,
 ■ S Site,
 ■ H Home
 ■ A Away
 N Neutral

Average RPI Win:	217	WON-LOST	WINNING	LAST 10	STRENGTH OF	OPP. STRENGTH	TEAM	ADJ.	CONF.	ADJ CONF.
Average RPI Loss:	87	RECORD	PCT. RANK	GAMES	SCHEDULE	OF SCHEDULE	RPI	RPI	RPI	RPI
DIV. I ONLY	24- 5	17	1- 0	140	208	40	40	18	18	
DIV. I NON-CONF.	9- 3	62	0- 0	106	171	34	34	21	21	
TOTALS	RPI 1-25	RPI 26-50	W-L RECORDS	RPI 51-100	RPI 101-150	RPI 150+				
24- 5	0- 2	1- 0	OVERALL	2- 1	4- 1	17- 1				
11- 1	0- 0	1- 0	HOME	1- 0	2- 1	7- 0				
11- 4	0- 2	0- 0	AWAY	1- 1	2- 0	8- 1				
2- 0	0- 0	0- 0	NEUTRAL	0- 0	0- 0	2- 0				
9- 3	0- 2	1- 0	NON-CONFERENCE	0- 1	1- 0	7- 0				
4- 0	0- 0	1- 0	HOME	0- 0	1- 0	2- 0				
3- 3	0- 2	0- 0	AWAY	0- 1	0- 0	3- 0				
2- 0	0- 0	0- 0	NEUTRAL	0- 0	0- 0	2- 0				
15- 2	0- 0	0- 0	CONFERENCE	2- 0	3- 1	10- 1				
7- 1	0- 0	0- 0	HOME	1- 0	1- 1	5- 0				
8- 1	0- 0	0- 0	AWAY	1- 0	2- 0	5- 1				
0- 0	0- 0	0- 0	NEUTRAL	0- 0	0- 0	0- 0				

RPI 1-25				RPI 26-50				RPI 51-100				RPI 101+			
RPI	S	Opponent	Score	RPI	S	Opponent	Score	RPI	S	Opponent	Score	RPI	S	Opponent	Score
10	A	Syracuse	56 70	45	H	Quinnipiac	75 58	78	A	American	65 64	117	H	Youngstown St.	73 68
11	A	Iowa St.	61 86					78	H	American	71 56	139	A	Lehigh	73 68
								80	A	Drexel	42 64	139	H	Lehigh	71 53
												148	A	Boston U.	62 58
												148	H	Boston U.	62 70
												171	H	Rider	80 59
												184	A	Holy Cross	60 61
												184	H	Holy Cross	75 71
												201	N	Massachusetts	77 58
												230	A	Monmouth	70 32
												250	A	Navy	77 43
												250	H	Navy	90 48
												253	A	Colgate	90 62
												253	H	Colgate	76 58
												261	A	St. Bonaventure	77 46
												284	A	Army West Point	66 52
												285	A	Brown	91 78
												287	A	Loyola Maryland	75 57
												287	H	Loyola Maryland	87 55
												297	N	Fairfield	77 54
												325	A	Lafayette	56 47
												325	H	Lafayette	75 43
												327	H	Iona	81 43
LAST 12 Division I GAMES:															
		78	A	American			65 64			325	H	Lafayette			75 43
		250	H	Navy			90 48			148	A	Boston U.			62 58
		184	A	Holy Cross			60 61			250	A	Navy			77 43
		287	H	Loyola Maryland			87 55			184	H	Holy Cross			75 71
		253	H	Colgate			76 58			287	A	Loyola Maryland			75 57
		139	A	Lehigh			73 68			253	A	Colgate			90 62

Non-Div I Games:

Bucknell

■ Loss,
■ Non-Conf, S Site,
■ Home
■ Away
N Neutral

Buffalo

Through Games Of March 5, 2019

Average RPI Win:	163	WON-LOST	WINNING	LAST 10	STRENGTH OF	OPP. STRENGTH	TEAM	ADJ.	CONF.	ADJ CONF.
Average RPI Loss:	72	RECORD	PCT. RANK	GAMES	SCHEDULE	OF SCHEDULE	RPI	RPI	RPI	RPI
DIV. I ONLY	19- 8	63	1- 0	44	93	32	32	8	8	
DIV. I NON-CONF.	8- 3	72	0- 0	98	107	41	41	9	9	
TOTALS	RPI 1-25	RPI 26-50	W-L RECORDS	RPI 51-100	RPI 101-150	RPI 150+				
19- 8	0- 2	4- 3	OVERALL	3- 0	2- 2	10- 1				
8- 3	0- 1	1- 2	HOME	2- 0	2- 0	3- 0				
9- 5	0- 1	2- 1	AWAY	0- 0	0- 2	7- 1				
2- 0	0- 0	1- 0	NEUTRAL	1- 0	0- 0	0- 0				
8- 3	0- 2	1- 0	NON-CONFERENCE	1- 0	0- 1	6- 0				
2- 1	0- 1	0- 0	HOME	0- 0	0- 0	2- 0				
4- 2	0- 1	0- 0	AWAY	0- 0	0- 1	4- 0				
2- 0	0- 0	1- 0	NEUTRAL	1- 0	0- 0	0- 0				
11- 5	0- 0	3- 3	CONFERENCE	2- 0	2- 1	4- 1				
6- 2	0- 0	1- 2	HOME	2- 0	2- 0	1- 0				
5- 3	0- 0	2- 1	AWAY	0- 0	0- 1	3- 1				
0- 0	0- 0	0- 0	NEUTRAL	0- 0	0- 0	0- 0				

RPI 1-25				RPI 26-50				Team's RPI: 32	RPI 51-100				RPI 101+			
RPI	S	Opponent	Score	RPI	S	Opponent	Score		RPI	S	Opponent	Score	RPI	S	Opponent	Score
4	H	Stanford	55 62	26	A	Central Mich.	65 76		73	N	Georgetown	73 64	105	H	Northern Ill.	93 64
5	A	Oregon	82 102	26	H	Central Mich.	95 100		82	H	Toledo	73 63	120	A	Dayton	59 72
				29	N	South Dakota St.	61 55		90	H	Kent St.	75 66	140	A	Akron	59 70
				37	A	Ohio	73 43						140	H	Akron	91 72
				37	H	Ohio	71 74						197	A	Dartmouth	75 69
				46	A	Miami (OH)	66 59						206	A	UMES	69 63
				46	H	Miami (OH)	86 61						208	A	Eastern Mich.	91 84
													221	A	Bowling Green	72 78
													223	A	Ball St.	97 58
													223	H	Ball St.	77 65
													261	H	St. Bonaventure	90 43
													264	H	Niagara	88 61
													272	A	Western Mich.	61 59
													279	A	Canisius	84 66
													322	A	Central Conn. St.	82 69
LAST 12 Division I GAMES:																
				46	H	Miami (OH)	86 61		82	H	Toledo	73 63				
				37	A	Ohio	73 43		26	A	Central Mich.	65 76				
				140	A	Akron	59 70		223	A	Ball St.	97 58				
				26	H	Central Mich.	95 100		105	H	Northern Ill.	93 64				
				221	A	Bowling Green	72 78		140	H	Akron	91 72				
				90	H	Kent St.	75 66		272	A	Western Mich.	61 59				

Non-Div I Games:

Buffalo

■ Loss,
 ■ Non-Conf, S Site,
 ■ Home
 ■ Away
 N Neutral

Butler

Through Games Of March 5, 2019

Average RPI Win:	155	WON-LOST	WINNING	LAST 10	STRENGTH OF	OPP. STRENGTH	TEAM	ADJ.	CONF.	ADJ CONF.
Average RPI Loss:	69	RECORD	PCT. RANK	GAMES	SCHEDULE	OF SCHEDULE	RPI	RPI	RPI	RPI
DIV. I ONLY	21- 8	56	1- 0	112	65	60	60	6	6	
DIV. I NON-CONF.	10- 1	17	0- 0	277	168	62	62	4	4	
TOTALS	RPI 1-25	RPI 26-50	W-L RECORDS	RPI 51-100	RPI 101-150	RPI 150+				
21- 8	1- 3	2- 1	OVERALL	4- 1	4- 3	10- 0				
12- 4	0- 2	1- 0	HOME	1- 1	2- 1	8- 0				
7- 4	1- 1	1- 1	AWAY	2- 0	2- 2	1- 0				
2- 0	0- 0	0- 0	NEUTRAL	1- 0	0- 0	1- 0				
10- 1	0- 0	0- 1	NON-CONFERENCE	1- 0	1- 0	8- 0				
7- 0	0- 0	0- 0	HOME	0- 0	0- 0	7- 0				
1- 1	0- 0	0- 1	AWAY	0- 0	1- 0	0- 0				
2- 0	0- 0	0- 0	NEUTRAL	1- 0	0- 0	1- 0				
11- 7	1- 3	2- 0	CONFERENCE	3- 1	3- 3	2- 0				
5- 4	0- 2	1- 0	HOME	1- 1	2- 1	1- 0				
6- 3	1- 1	1- 0	AWAY	2- 0	1- 2	1- 0				
0- 0	0- 0	0- 0	NEUTRAL	0- 0	0- 0	0- 0				

RPI 1-25				RPI 26-50				RPI 51-100 Team's RPI: 60				RPI 101+			
RPI	S	Opponent	Score	RPI	S	Opponent	Score	RPI	S	Opponent	Score	RPI	S	Opponent	Score
12	A	Marquette	61 57	44	A	Villanova	63 55	73	A	Georgetown	59 50	118	A	St. John's (NY)	73 68
12	H	Marquette	58 87	44	H	Villanova	62 60	73	H	Georgetown	42 72	118	H	St. John's (NY)	66 45
24	A	DePaul	62 76	49	A	Indiana	46 66	86	N	Ohio St.	66 53	122	A	Providence	68 74
24	H	DePaul	78 86					99	A	Creighton	75 43	122	H	Providence	63 66
								99	H	Creighton	66 46	128	A	Seton Hall	62 83
												128	H	Seton Hall	62 59
												140	A	Akron	63 47
												161	H	Illinois St.	58 56
												200	A	Xavier	63 41
												200	H	Xavier	63 38
												208	N	Eastern Mich.	73 63
												212	H	Indiana St.	72 49
												223	H	Ball St.	64 47
												228	H	Western Ill.	92 51
												259	H	Murray St.	86 65
												291	H	Eastern Ill.	72 37
												320	H	UMass Lowell	89 36
LAST 12 Division I GAMES:															
44	H	Villanova	62 60	200	H	Xavier	63 38								
73	H	Georgetown	42 72	128	A	Seton Hall	62 83								
24	A	DePaul	62 76	118	A	St. John's (NY)	73 68								
12	A	Marquette	61 57	12	H	Marquette	58 87								
122	H	Providence	63 66	24	H	DePaul	78 86								
99	H	Creighton	66 46	99	A	Creighton	75 43								

Non-Div I Games:

Butler

■ Loss,
 ■ Non-Conf, S Site,
 ■ Home
 ■ Away
 N Neutral

CSU Bakersfield

Through Games Of March 5, 2019

Average RPI Win:	278	WON-LOST	WINNING	LAST 10	STRENGTH OF	OPP. STRENGTH	TEAM	ADJ.	CONF.	ADJ CONF.
Average RPI Loss:	210	RECORD	PCT. RANK	GAMES	SCHEDULE	OF SCHEDULE	RPI	RPI	RPI	RPI
DIV. I ONLY	10- 15	231	1- 0	305	323	265	265	30	30	
DIV. I NON-CONF.	2- 9	297	0- 0	271	249	309	309	30	30	
TOTALS	RPI 1-25	RPI 26-50	W-L RECORDS	RPI 51-100	RPI 101-150	RPI 150+				
10- 15	0- 1	0- 0	OVERALL	1- 0	0- 3	9- 11				
5- 3	0- 0	0- 0	HOME	1- 0	0- 2	4- 1				
5- 12	0- 1	0- 0	AWAY	0- 0	0- 1	5- 10				
0- 0	0- 0	0- 0	NEUTRAL	0- 0	0- 0	0- 0				
2- 9	0- 1	0- 0	NON-CONFERENCE	1- 0	0- 1	1- 7				
1- 1	0- 0	0- 0	HOME	1- 0	0- 1	0- 0				
1- 8	0- 1	0- 0	AWAY	0- 0	0- 0	1- 7				
0- 0	0- 0	0- 0	NEUTRAL	0- 0	0- 0	0- 0				
8- 6	0- 0	0- 0	CONFERENCE	0- 0	0- 2	8- 4				
4- 2	0- 0	0- 0	HOME	0- 0	0- 1	4- 1				
4- 4	0- 0	0- 0	AWAY	0- 0	0- 1	4- 3				
0- 0	0- 0	0- 0	NEUTRAL	0- 0	0- 0	0- 0				

RPI 1-25				RPI 26-50				RPI 51-100				RPI 101+ Team's RPI: 265			
RPI	S	Opponent	Score	RPI	S	Opponent	Score	RPI	S	Opponent	Score	RPI	S	Opponent	Score
19	A	Oregon St.	52 92					75	H	Wright St.	76 74	144	A	New Mexico St.	48 61
												144	H	New Mexico St.	59 61
												147	H	UC Riverside	67 79
												178	A	North Texas	59 71
												181	A	UC Irvine	78 85
												214	A	SMU	43 49
												225	A	UTRGV	56 64
												225	H	UTRGV	68 63
												232	A	California Baptist	43 67
												232	H	California Baptist	45 68
												237	A	UMKC	67 57
												237	H	UMKC	85 71
												260	A	Cal St. Fullerton	56 64
												276	A	UTEP	47 53
												277	A	Utah Valley	70 78
												295	A	UC Santa Barbara	56 48
												299	A	San Jose St.	72 82
												317	A	Omaha	46 53
												335	A	Grand Canyon	59 46
												335	H	Grand Canyon	51 37
												345	A	Seattle U	70 60
												350	A	Chicago St.	67 56
												350	H	Chicago St.	80 47
LAST 12 Division I GAMES:															
335	H	Grand Canyon	51 37	335	A	Grand Canyon	59 46								
232	A	California Baptist	43 67	232	H	California Baptist	45 68								
237	H	UMKC	85 71	350	A	Chicago St.	67 56								
350	H	Chicago St.	80 47	237	A	UMKC	67 57								
225	A	UTRGV	56 64	144	H	New Mexico St.	59 61								
144	A	New Mexico St.	48 61	225	H	UTRGV	68 63								

Non-Div I Games: Whittier 74 46 Westcliff 91 37

CSU Bakersfield

Loss, Non-Conf, S Site, H Home A Away N Neutral

Average RPI Win:	252	WON-LOST	WINNING	LAST 10	STRENGTH OF	OPP. STRENGTH	TEAM	ADJ.	CONF.	ADJ CONF.
Average RPI Loss:	91	RECORD	PCT. RANK	GAMES	SCHEDULE	OF SCHEDULE	RPI	RPI	RPI	RPI
DIV. I ONLY	15- 13	154	0- 1	173	146	141	141	21	21	
DIV. I NON-CONF.	6- 8	199	0- 1	105	32	144	144	20	20	
TOTALS	RPI 1-25	RPI 26-50	W-L RECORDS	RPI 51-100	RPI 101-150	RPI 150+				
15- 13	0- 2	0- 3	OVERALL	0- 5	1- 1	14- 2				
9- 3	0- 0	0- 0	HOME	0- 3	1- 0	8- 0				
6- 10	0- 2	0- 3	AWAY	0- 2	0- 1	6- 2				
0- 0	0- 0	0- 0	NEUTRAL	0- 0	0- 0	0- 0				
6- 8	0- 2	0- 3	NON-CONFERENCE	0- 3	0- 0	6- 0				
4- 2	0- 0	0- 0	HOME	0- 2	0- 0	4- 0				
2- 6	0- 2	0- 3	AWAY	0- 1	0- 0	2- 0				
0- 0	0- 0	0- 0	NEUTRAL	0- 0	0- 0	0- 0				
9- 5	0- 0	0- 0	CONFERENCE	0- 2	1- 1	8- 2				
5- 1	0- 0	0- 0	HOME	0- 1	1- 0	4- 0				
4- 4	0- 0	0- 0	AWAY	0- 1	0- 1	4- 2				
0- 0	0- 0	0- 0	NEUTRAL	0- 0	0- 0	0- 0				

RPI 1-25				RPI 26-50				RPI 51-100				RPI 101+ Team's RPI: 141			
RPI	S	Opponent	Score	RPI	S	Opponent	Score	RPI	S	Opponent	Score	RPI	S	Opponent	Score
4	A	Stanford	43 69	38	A	California	42 67	67	A	Idaho	73 88	147	A	UC Riverside	51 63
22	A	Drake	63 73	42	A	Southern California	42 58	81	A	UC Davis	54 70	147	H	UC Riverside	69 56
				47	A	Boise St.	63 74	81	H	UC Davis	49 60	152	H	Washington St.	65 52
								84	H	Harvard	55 75	163	A	Santa Clara	53 38
								100	H	Loyola Marymount	53 72	181	A	UC Irvine	61 65
												232	H	California Baptist	73 67
												234	H	San Diego St.	77 74
												236	A	Hawaii	49 29
												260	A	Cal St. Fullerton	73 64
												260	H	Cal St. Fullerton	74 44
												271	A	Long Beach St.	51 37
												271	H	Long Beach St.	60 45
												295	A	UC Santa Barbara	60 61
												295	H	UC Santa Barbara	73 65
												299	H	San Jose St.	76 40
												317	A	Omaha	64 52
												323	A	Cal Poly	61 49
												323	H	Cal Poly	68 52
LAST 12 Division I GAMES:															
				84	H	Harvard	55 75	295	A	UC Santa Barbara	60 61				
				323	A	Cal Poly	61 49	81	A	UC Davis	54 70				
				147	A	UC Riverside	51 63	260	H	Cal St. Fullerton	74 44				
				271	H	Long Beach St.	60 45	271	A	Long Beach St.	51 37				
				260	A	Cal St. Fullerton	73 64	81	H	UC Davis	49 60				
				323	H	Cal Poly	68 52	147	H	UC Riverside	69 56				

Non-Div I Games:

CSUN

■ Loss,
 ■ Non-Conf,
 ■ S Site,
 ■ Home
 ■ A Away
 N Neutral

Average RPI Win: 270	WON-LOST	WINNING	LAST 10	STRENGTH OF	OPP. STRENGTH	TEAM	ADJ.	CONF.	ADJ CONF.
Average RPI Loss: 168	RECORD	PCT. RANK	GAMES	SCHEDULE	OF SCHEDULE	RPI	RPI	RPI	RPI
DIV. I ONLY	5- 20	319	0- 1	272	168	323	323	21	21
DIV. I NON-CONF.	2- 8	293	0- 0	261	44	295	295	20	20
TOTALS	RPI 1-25	RPI 26-50	W-L RECORDS	RPI 51-100	RPI 101-150	RPI 150+			
5- 20	0- 1	0- 1	OVERALL	0- 2	0- 6	5- 10			
4- 8	0- 0	0- 0	HOME	0- 2	0- 3	4- 3			
1- 11	0- 1	0- 1	AWAY	0- 0	0- 3	1- 6			
0- 1	0- 0	0- 0	NEUTRAL	0- 0	0- 0	0- 1			
2- 8	0- 1	0- 1	NON-CONFERENCE	0- 1	0- 2	2- 3			
1- 3	0- 0	0- 0	HOME	0- 1	0- 1	1- 1			
1- 4	0- 1	0- 1	AWAY	0- 0	0- 1	1- 1			
0- 1	0- 0	0- 0	NEUTRAL	0- 0	0- 0	0- 1			
3- 12	0- 0	0- 0	CONFERENCE	0- 1	0- 4	3- 7			
3- 5	0- 0	0- 0	HOME	0- 1	0- 2	3- 2			
0- 7	0- 0	0- 0	AWAY	0- 0	0- 2	0- 5			
0- 0	0- 0	0- 0	NEUTRAL	0- 0	0- 0	0- 0			

RPI 1-25				RPI 26-50				RPI 51-100				RPI 101+ Team's RPI: 323			
RPI	S	Opponent	Score	RPI	S	Opponent	Score	RPI	S	Opponent	Score	RPI	S	Opponent	Score
19	A	Oregon St.	54 79	33	A	UCLA	35 81	53	H	Saint Mary's (CA)	51 69	106	H	Pepperdine	63 70
								81	H	UC Davis	61 85	111	A	Fresno St.	58 76
												141	A	CSUN	52 68
												141	H	CSUN	49 61
												147	A	UC Riverside	66 80
												147	H	UC Riverside	68 75
												179	H	Eastern Wash.	59 55
												181	A	UC Irvine	57 73
												181	H	UC Irvine	59 75
												211	H	Illinois	51 74
												236	A	Hawaii	52 70
												236	H	Hawaii	54 71
												252	N	San Francisco	62 65
												255	A	Sacramento St.	85 88
												260	A	Cal St. Fullerton	64 78
												260	H	Cal St. Fullerton	69 58
												271	A	Long Beach St.	58 61
												271	H	Long Beach St.	66 59
												295	A	UC Santa Barbara	42 44
												295	H	UC Santa Barbara	75 67
												345	A	Seattle U	60 50
LAST 12 Division I GAMES:															
141	H	CSUN	49 61	81	H	UC Davis	61 85								
295	A	UC Santa Barbara	42 44	271	H	Long Beach St.	66 59								
260	H	Cal St. Fullerton	69 58	236	A	Hawaii	52 70								
147	H	UC Riverside	68 75	181	A	UC Irvine	57 73								
147	A	UC Riverside	66 80	236	H	Hawaii	54 71								
141	A	CSUN	52 68	260	A	Cal St. Fullerton	64 78								

Non-Div I Games: Academy of Art 87 65

Cal Poly

Average RPI Win: 270	WON-LOST	WINNING	LAST 10	STRENGTH OF	OPP. STRENGTH	TEAM	ADJ.	CONF.	ADJ CONF.
Average RPI Loss: 174	RECORD	PCT. RANK	GAMES	SCHEDULE	OF SCHEDULE	RPI	RPI	RPI	RPI
DIV. I ONLY	12- 14	199	0- 1	310	255	260	260	21	21
DIV. I NON-CONF.	7- 5	132	0- 0	323	284	239	239	20	20
TOTALS	RPI 1-25	RPI 26-50	W-L RECORDS	RPI 51-100	RPI 101-150	RPI 150+			
12- 14	0- 0	0- 0	OVERALL	0- 3	0- 3	12- 8			
7- 6	0- 0	0- 0	HOME	0- 2	0- 1	7- 3			
5- 8	0- 0	0- 0	AWAY	0- 1	0- 2	5- 5			
0- 0	0- 0	0- 0	NEUTRAL	0- 0	0- 0	0- 0			
7- 5	0- 0	0- 0	NON-CONFERENCE	0- 1	0- 0	7- 4			
3- 3	0- 0	0- 0	HOME	0- 1	0- 0	3- 2			
4- 2	0- 0	0- 0	AWAY	0- 0	0- 0	4- 2			
0- 0	0- 0	0- 0	NEUTRAL	0- 0	0- 0	0- 0			
5- 9	0- 0	0- 0	CONFERENCE	0- 2	0- 3	5- 4			
4- 3	0- 0	0- 0	HOME	0- 1	0- 1	4- 1			
1- 6	0- 0	0- 0	AWAY	0- 1	0- 2	1- 3			
0- 0	0- 0	0- 0	NEUTRAL	0- 0	0- 0	0- 0			

RPI 1-25				RPI 26-50				RPI 51-100				RPI 101+				Team's RPI: 260	
RPI	S	Opponent	Score	RPI	S	Opponent	Score	RPI	S	Opponent	Score	RPI	S	Opponent	Score		
								81	A	UC Davis	51 75	141	A	CSUN	44 74		
								81	H	UC Davis	39 75	141	H	CSUN	64 73		
								92	H	Pacific	64 72	147	A	UC Riverside	59 62		
												163	H	Santa Clara	60 64		
												164	A	Washington	74 83		
												175	A	Portland	74 83		
												181	A	UC Irvine	61 65		
												181	H	UC Irvine	67 58		
												197	H	Dartmouth	67 62		
												232	A	California Baptist	79 65		
												234	H	San Diego St.	72 83		
												236	A	Hawaii	55 70		
												236	H	Hawaii	72 68		
												246	A	Columbia	61 58		
												265	H	CSU Bakersfield	64 56		
												271	H	Long Beach St.	53 59		
												277	H	Utah Valley	56 55		
												295	A	UC Santa Barbara	59 52		
												295	H	UC Santa Barbara	74 62		
												323	A	Cal Poly	58 69		
												323	H	Cal Poly	78 64		
												344	A	Saint Peter's	69 45		
												345	A	Seattle U	57 54		
LAST 12 Division I GAMES:																	
				236	A	Hawaii	55 70					147	A	UC Riverside	59 62		
				181	H	UC Irvine	67 58					271	H	Long Beach St.	53 59		
				323	A	Cal Poly	58 69					141	A	CSUN	44 74		
				295	H	UC Santa Barbara	74 62					81	H	UC Davis	39 75		
				141	H	CSUN	64 73					295	A	UC Santa Barbara	59 52		
				181	A	UC Irvine	61 65					323	H	Cal Poly	78 64		

Non-Div I Games: Antelope Valley 77 65

Cal St. Fullerton

Average RPI Win: 124		WON-LOST	WINNING	LAST 10	STRENGTH OF	OPP. STRENGTH	TEAM	ADJ.	CONF.	ADJ CONF.
Average RPI Loss: 37		RECORD	PCT. RANK	GAMES	SCHEDULE	OF SCHEDULE	RPI	RPI	RPI	RPI
DIV. I ONLY		18- 11	106	1- 0	31	5	38	38	2	2
DIV. I NON-CONF.		9- 2	43	0- 0	68	25	27	27	2	2
TOTALS		RPI 1-25	RPI 26-50	W-L RECORDS	RPI 51-100	RPI 101-150	RPI 150+			
18- 11	2- 5		2- 3	OVERALL	4- 3	2- 0	8- 0			
9- 5	2- 3		1- 1	HOME	2- 1	1- 0	3- 0			
7- 6	0- 2		1- 2	AWAY	1- 2	1- 0	4- 0			
2- 0	0- 0		0- 0	NEUTRAL	1- 0	0- 0	1- 0			
9- 2	0- 1		1- 0	NON-CONFERENCE	3- 1	2- 0	3- 0			
3- 2	0- 1		0- 0	HOME	1- 1	1- 0	1- 0			
4- 0	0- 0		1- 0	AWAY	1- 0	1- 0	1- 0			
2- 0	0- 0		0- 0	NEUTRAL	1- 0	0- 0	1- 0			
9- 9	2- 4		1- 3	CONFERENCE	1- 2	0- 0	5- 0			
6- 3	2- 2		1- 1	HOME	1- 0	0- 0	2- 0			
3- 6	0- 2		0- 2	AWAY	0- 2	0- 0	3- 0			
0- 0	0- 0		0- 0	NEUTRAL	0- 0	0- 0	0- 0			

RPI 1-25				
RPI	S	Opponent	Score	
4	A	Stanford	50	75
4	H	Stanford	81	80
5	H	Oregon	82	105
6	H	UConn	66	76
19	H	Oregon St.	74	82
20	A	Arizona St.	61	62
20	H	Arizona St.	69	60

RPI 26-50			Team's RPI: 38	
RPI	S	Opponent	Score	
33	A	UCLA	74	80
33	H	UCLA	79	84
34	A	BYU	70	52
42	A	Southern California	76	86
42	H	Southern California	66	59

RPI 51-100			
RPI	S	Opponent	Score
53	A	Saint Mary's (CA)	81 78
76	A	Utah	74 87
84	H	Harvard	79 85
89	A	Arizona	55 60
89	H	Arizona	82 76
92	N	Pacific	81 69
98	H	Houston	80 79

RPI 101+			
RPI	S	Opponent	Score
134	A	Penn St.	75 58
141	H	CSUN	67 42
152	A	Washington St.	80 58
152	H	Washington St.	77 63
164	A	Washington	71 65
164	H	Washington	79 70
165	N	Tulane	65 57
172	A	Colorado	80 60
269	A	San Diego	70 53
295	H	UC Santa Barbara	69 45

LAST 12 Division I GAMES:									
152	A	Washington St.	80	58	19	H	Oregon St.	74	82
164	A	Washington	71	65	5	H	Oregon	82	105
89	H	Arizona	82	76	4	A	Stanford	50	75
20	H	Arizona St.	69	60	4	H	Stanford	81	80
33	A	UCLA	74	80	172	A	Colorado	80	60
42	A	Southern California	76	86	76	A	Utah	74	87

Non-Div I Games:

California

■ Loss, ■ Non-Conf, S Site, H Home A Away N Neutral

Average RPI Win:	289	WON-LOST	WINNING	LAST 10	STRENGTH OF	OPP. STRENGTH	TEAM	ADJ.	CONF.	ADJ CONF.
Average RPI Loss:	196	RECORD	PCT. RANK	GAMES	SCHEDULE	OF SCHEDULE	RPI	RPI	RPI	RPI
DIV. I ONLY	13- 10	141	1- 0	340	319	232	232	30	30	
DIV. I NON-CONF.	3- 6	241	0- 0	217	247	240	240	30	30	
TOTALS	RPI 1-25	RPI 26-50	W-L RECORDS	RPI 51-100	RPI 101-150	RPI 150+				
13- 10	0- 0	0- 1	OVERALL	0- 0	1- 3	12- 6				
6- 3	0- 0	0- 0	HOME	0- 0	1- 1	5- 2				
7- 6	0- 0	0- 0	AWAY	0- 0	0- 2	7- 4				
0- 1	0- 0	0- 1	NEUTRAL	0- 0	0- 0	0- 0				
3- 6	0- 0	0- 1	NON-CONFERENCE	0- 0	1- 2	2- 3				
1- 2	0- 0	0- 0	HOME	0- 0	1- 1	0- 1				
2- 3	0- 0	0- 0	AWAY	0- 0	0- 1	2- 2				
0- 1	0- 0	0- 1	NEUTRAL	0- 0	0- 0	0- 0				
10- 4	0- 0	0- 0	CONFERENCE	0- 0	0- 1	10- 3				
5- 1	0- 0	0- 0	HOME	0- 0	0- 0	5- 1				
5- 3	0- 0	0- 0	AWAY	0- 0	0- 1	5- 2				
0- 0	0- 0	0- 0	NEUTRAL	0- 0	0- 0	0- 0				

RPI 1-25				RPI 26-50				RPI 51-100				RPI 101+ Team's RPI: 232			
RPI	S	Opponent	Score	RPI	S	Opponent	Score	RPI	S	Opponent	Score	RPI	S	Opponent	Score
				34	N	BYU	69 76					112	H	Idaho St.	57 72
												141	A	CSUN	67 73
												144	A	New Mexico St.	69 76
												147	H	UC Riverside	65 57
												225	A	UTRGV	56 60
												234	A	San Diego St.	67 83
												237	A	UMKC	95 92
												237	H	UMKC	74 78
												242	A	Northern Ariz.	88 91
												260	H	Cal St. Fullerton	65 79
												265	A	CSU Bakersfield	68 45
												265	H	CSU Bakersfield	67 43
												271	A	Long Beach St.	85 83
												277	A	Utah Valley	92 74
												277	H	Utah Valley	83 54
												295	A	UC Santa Barbara	76 64
												335	A	Grand Canyon	71 75
												335	H	Grand Canyon	93 50
												345	A	Seattle U	86 64
												345	H	Seattle U	100 83
												350	A	Chicago St.	93 67
												350	H	Chicago St.	89 52
LAST 12 Division I GAMES:															
				277	A	Utah Valley	92 74					345	H	Seattle U	100 83
				345	A	Seattle U	86 64					277	H	Utah Valley	83 54
				265	H	CSU Bakersfield	67 43					335	A	Grand Canyon	71 75
				335	H	Grand Canyon	93 50					265	A	CSU Bakersfield	68 45
				237	A	UMKC	95 92					350	H	Chicago St.	89 52
				350	A	Chicago St.	93 67					237	H	UMKC	74 78

Non-Div I Games: La Sierra 91 44 Notre Dame de Namur 80 47 Westcliff 133 43 Fresno Pacific 93 71
California Baptist

Loss, Non-Conf, S Site, H Home A Away N Neutral

Average RPI Win:	293	WON-LOST	WINNING	LAST 10	STRENGTH OF	OPP. STRENGTH	TEAM	ADJ.	CONF.	ADJ CONF.
Average RPI Loss:	167	RECORD	PCT. RANK	GAMES	SCHEDULE	OF SCHEDULE	RPI	RPI	RPI	RPI
DIV. I ONLY	15- 10	120	1- 0	323	312	209	209	28	28	
DIV. I NON-CONF.	6- 3	91	1- 0	338	323	232	232	29	29	
TOTALS	RPI 1-25	RPI 26-50	W-L RECORDS	RPI 51-100	RPI 101-150	RPI 150+				
15- 10	0- 0	0- 0	OVERALL	0- 3	0- 2	15- 5				
7- 5	0- 0	0- 0	HOME	0- 2	0- 0	7- 3				
7- 5	0- 0	0- 0	AWAY	0- 1	0- 2	7- 2				
1- 0	0- 0	0- 0	NEUTRAL	0- 0	0- 0	1- 0				
6- 3	0- 0	0- 0	NON-CONFERENCE	0- 1	0- 1	6- 1				
2- 2	0- 0	0- 0	HOME	0- 1	0- 0	2- 1				
3- 1	0- 0	0- 0	AWAY	0- 0	0- 1	3- 0				
1- 0	0- 0	0- 0	NEUTRAL	0- 0	0- 0	1- 0				
9- 7	0- 0	0- 0	CONFERENCE	0- 2	0- 1	9- 4				
5- 3	0- 0	0- 0	HOME	0- 1	0- 0	5- 2				
4- 4	0- 0	0- 0	AWAY	0- 1	0- 1	4- 2				
0- 0	0- 0	0- 0	NEUTRAL	0- 0	0- 0	0- 0				

RPI 1-25			RPI 26-50			RPI 51-100				RPI 101+		Team's RPI: 209
RPI	S	Opponent	Score	RPI	S	Opponent	Score	RPI	S	Opponent	Score	
								85	A	Radford	57	61
								85	H	Radford	52	56
								96	H	Old Dominion	59	83

Non-Div I Games: William Peace 65 36 Columbia (SC) 93 46

Campbell

Loss, Non-Conf, S Site, H Home A Away N Neutral

Average RPI Win: 282		WON-LOST	WINNING	LAST 10	STRENGTH OF	OPP. STRENGTH	TEAM	ADJ.	CONF.	ADJ CONF.
Average RPI Loss: 182		RECORD	PCT. RANK	GAMES	SCHEDULE	OF SCHEDULE	RPI	RPI	RPI	RPI
DIV. I ONLY		11- 18	241	0- 1	285	272	279	279	26	26
DIV. I NON-CONF.		2- 9	297	0- 0	250	233	317	317	27	27
TOTALS		RPI 1-25	RPI 26-50		W-L RECORDS		RPI 51-100	RPI 101-150	RPI 150+	
11- 18	0- 0	0- 4		OVERALL		0- 0	0- 4	11- 10		
7- 8	0- 0	0- 3		HOME		0- 0	0- 2	7- 3		
4- 10	0- 0	0- 1		AWAY		0- 0	0- 2	4- 7		
0- 0	0- 0	0- 0		NEUTRAL		0- 0	0- 0	0- 0		
2- 9	0- 0	0- 2		NON-CONFERENCE		0- 0	0- 2	2- 5		
1- 5	0- 0	0- 2		HOME		0- 0	0- 1	1- 2		
1- 4	0- 0	0- 0		AWAY		0- 0	0- 1	1- 3		
0- 0	0- 0	0- 0		NEUTRAL		0- 0	0- 0	0- 0		
9- 9	0- 0	0- 2		CONFERENCE		0- 0	0- 2	9- 5		
6- 3	0- 0	0- 1		HOME		0- 0	0- 1	6- 1		
3- 6	0- 0	0- 1		AWAY		0- 0	0- 1	3- 4		
0- 0	0- 0	0- 0		NEUTRAL		0- 0	0- 0	0- 0		

[illegible]

Non-Div I Games:

Canisius

Loss, Non-Conf, S Site, H Home A Away N Neutral

Central Ark.

Through Games Of March 5, 2019

Average RPI Win: 319	WON-LOST	WINNING	LAST 10	STRENGTH OF	OPP. STRENGTH	TEAM	ADJ.	CONF.	ADJ CONF.
Average RPI Loss: 143	RECORD	PCT. RANK	GAMES	SCHEDULE	OF SCHEDULE	RPI	RPI	RPI	RPI
DIV. I ONLY	7- 15	270	0- 1	220	289	275	275	25	25
DIV. I NON-CONF.	1- 5	311	0- 0	194	113	262	262	23	23
TOTALS	RPI 1-25	RPI 26-50	W-L RECORDS	RPI 51-100	RPI 101-150	RPI 150+			
7- 15	0- 1	0- 2	OVERALL	0- 2	0- 4	7- 6			
4- 5	0- 0	0- 0	HOME	0- 1	0- 2	4- 2			
3- 10	0- 1	0- 2	AWAY	0- 1	0- 2	3- 4			
0- 0	0- 0	0- 0	NEUTRAL	0- 0	0- 0	0- 0			
1- 5	0- 1	0- 1	NON-CONFERENCE	0- 0	0- 2	1- 1			
0- 1	0- 0	0- 0	HOME	0- 0	0- 1	0- 0			
1- 4	0- 1	0- 1	AWAY	0- 0	0- 1	1- 1			
0- 0	0- 0	0- 0	NEUTRAL	0- 0	0- 0	0- 0			
6- 10	0- 0	0- 1	CONFERENCE	0- 2	0- 2	6- 5			
4- 4	0- 0	0- 0	HOME	0- 1	0- 1	4- 2			
2- 6	0- 0	0- 1	AWAY	0- 1	0- 1	2- 3			
0- 0	0- 0	0- 0	NEUTRAL	0- 0	0- 0	0- 0			

RPI 1-25				RPI 26-50				RPI 51-100				RPI 101+ Team's RPI: 275			
RPI	S	Opponent	Score	RPI	S	Opponent	Score	RPI	S	Opponent	Score	RPI	S	Opponent	Score
16	A	Texas A&M	27 84	35	A	Kansas St.	54 70	74	A	SFA	43 79	104	H	South Alabama	50 58
				50	A	Lamar University	37 57	74	H	SFA	53 59	145	A	Oklahoma	52 65
												150	A	Abilene Christian	70 77
												150	H	Abilene Christian	65 67
												166	A	Nicholls St.	52 68
												166	H	Nicholls St.	60 64
												183	A	Sam Houston St.	62 66
												256	H	A&M-Corpus Christi	65 73
												268	A	Jackson St.	56 65
												288	A	New Orleans	62 60
												301	H	Incarinate Word	74 43
												314	A	Southeastern La.	53 62
												314	H	Southeastern La.	75 33
												316	H	McNeese	76 45
												318	H	Northwestern St.	74 52
												342	A	Houston Baptist	77 58
												351	A	Alcorn	57 46
LAST 12 Division I GAMES:															
150	H	Abilene Christian	65 67	318	H	Northwestern St.	74 52								
74	A	SFA	43 79	74	H	SFA	53 59								
166	A	Nicholls St.	52 68	150	A	Abilene Christian	70 77								
316	H	McNeese	76 45	288	A	New Orleans	62 60								
342	A	Houston Baptist	77 58	166	H	Nicholls St.	60 64								
314	H	Southeastern La.	75 33	301	H	Incarinate Word	74 43								

Non-Div I Games: Central Baptist 55 34 Crowley's Ridge 91 33 Williams Baptist 70 35 Hendrix 72 40
Central Ark.

Loss, Non-Conf, S Site, H Home A Away N Neutral

General Conf. Tot.				Through Games of March 31, 1919						
Average RPI Win:	297	WON-LOST	WINNING	LAST 10	STRENGTH OF	OPP. STRENGTH	TEAM	ADJ.	CONF.	ADJ CONF.
Average RPI Loss:	211	RECORD	PCT. RANK	GAMES	SCHEDULE	OF SCHEDULE	RPI	RPI	RPI	RPI
DIV. I ONLY	7- 20	295	0- 1	306	329	322	322	31	31	
DIV. I NON-CONF.	3- 7	256	0- 0	175	223	237	237	31	31	
TOTALS	RPI 1-25	RPI 26-50	W-L RECORDS	RPI 51-100	RPI 101-150	RPI 150+				
7- 20	0- 1	0- 1	OVERALL	0- 0	0- 3	7- 15				
4- 8	0- 0	0- 1	HOME	0- 0	0- 2	4- 5				
3- 12	0- 1	0- 0	AWAY	0- 0	0- 1	3- 10				
0- 0	0- 0	0- 0	NEUTRAL	0- 0	0- 0	0- 0				
3- 7	0- 1	0- 1	NON-CONFERENCE	0- 0	0- 3	3- 2				
1- 3	0- 0	0- 1	HOME	0- 0	0- 2	1- 0				
2- 4	0- 1	0- 0	AWAY	0- 0	0- 1	2- 2				
0- 0	0- 0	0- 0	NEUTRAL	0- 0	0- 0	0- 0				
4- 13	0- 0	0- 0	CONFERENCE	0- 0	0- 0	4- 13				
3- 5	0- 0	0- 0	HOME	0- 0	0- 0	3- 5				
1- 8	0- 0	0- 0	AWAY	0- 0	0- 0	1- 8				
0- 0	0- 0	0- 0	NEUTRAL	0- 0	0- 0	0- 0				

RPI 1-25				
RPI	S	Opponent	Score	
25	A	Rutgers	44	73
RPI 26-50				
RPI	S	Opponent	Score	
32	H	Buffalo	69	82
RPI 51-100				
RPI	S	Opponent	Score	
110	H	Hartford	52	54
125	A	Yale	46	58
139	H	Lehigh	62	88
186	A	Robert Morris	40	60
186	H	Robert Morris	57	64
192	A	Sacred Heart	61	66
192	H	Sacred Heart	46	73
201	A	Massachusetts	59	74
213	A	Saint Francis (PA)	68	83
213	H	Saint Francis (PA)	73	62
240	A	Mt. St. Mary's	53	84
240	H	Mt. St. Mary's	44	61
245	A	Albany (NY)	60	53
247	A	St. Francis Brooklyn	58	70
285	A	Brown	63	68
298	A	Bryant	60	72
298	H	Bryant	66	65
304	A	Morgan St.	60	36
312	A	Wagner	62	70
312	H	Wagner	63	75
321	H	New Hampshire	56	47
343	A	Fairleigh Dickinson	67	74
343	H	Fairleigh Dickinson	63	66
349	A	LIU Brooklyn	72	59
349	H	LIU Brooklyn	63	57
Team's RPI: 322				
LAST 12 Division I GAMES:				
343	H	Fairleigh Dickinson	63	66
349	A	LIU Brooklyn	72	59
240	H	Mt. St. Mary's	44	61
192	H	Sacred Heart	46	73
247	A	St. Francis Brooklyn	58	70
312	A	Wagner	62	70
186	A	Robert Morris	40	60
213	A	Saint Francis (PA)	68	83
298	H	Bryant	66	65
349	H	LIU Brooklyn	63	57
298	A	Bryant	60	72
186	H	Robert Morris	57	64

Non-Div I Games:

Central Conn. St.

Loss, Non-Conf, S Site, H Home A Away N Neutral

Central Mich.

Through Games Of March 5, 2019

Average RPI Win:	145	WON-LOST	WINNING	LAST 10	STRENGTH OF	OPP. STRENGTH	TEAM	ADJ.	CONF.	ADJ CONF.
Average RPI Loss:	60	RECORD	PCT. RANK	GAMES	SCHEDULE	OF SCHEDULE	RPI	RPI	RPI	RPI
DIV. I ONLY	22- 6	35	1- 0	55	71	26	26	8	8	
DIV. I NON-CONF.	9- 3	62	0- 0	93	6	42	42	9	9	
TOTALS	RPI 1-25	RPI 26-50	W-L RECORDS	RPI 51-100	RPI 101-150	RPI 150+				
22- 6	2- 1	4- 3	OVERALL	2- 1	4- 0	10- 1				
8- 4	1- 1	1- 3	HOME	0- 0	3- 0	3- 0				
13- 1	1- 0	3- 0	AWAY	2- 1	1- 0	6- 0				
1- 1	0- 0	0- 0	NEUTRAL	0- 0	0- 0	1- 1				
9- 3	2- 1	1- 1	NON-CONFERENCE	1- 0	1- 0	4- 1				
3- 2	1- 1	0- 1	HOME	0- 0	1- 0	1- 0				
5- 0	1- 0	1- 0	AWAY	1- 0	0- 0	2- 0				
1- 1	0- 0	0- 0	NEUTRAL	0- 0	0- 0	1- 1				
13- 3	0- 0	3- 2	CONFERENCE	1- 1	3- 0	6- 0				
5- 2	0- 0	1- 2	HOME	0- 0	2- 0	2- 0				
8- 1	0- 0	2- 0	AWAY	1- 1	1- 0	4- 0				
0- 0	0- 0	0- 0	NEUTRAL	0- 0	0- 0	0- 0				

RPI 1-25				RPI 26-50				Team's RPI: 26	RPI 51-100				RPI 101+			
RPI	S	Opponent	Score	RPI	S	Opponent	Score		RPI	S	Opponent	Score	RPI	S	Opponent	Score
3	H	Louisville	68 72	29	H	South Dakota St.	71 80		82	A	Toledo	59 62	105	A	Northern Ill.	89 66
15	H	UCF	75 68	32	A	Buffalo	100 95		90	A	Kent St.	82 75	105	H	Northern Ill.	76 52
18	A	Miami (FL)	90 80	32	H	Buffalo	76 65		95	A	Virginia	74 61	114	H	Western Ky.	108 90
				37	A	Ohio	88 70						140	H	Akron	94 71
				37	H	Ohio	75 78						165	N	Tulane	57 68
				45	A	Quinnipiac	67 52						169	N	Chattanooga	73 50
				46	H	Miami (OH)	67 70						193	A	Vanderbilt	66 57
													208	A	Eastern Mich.	87 60
													208	H	Eastern Mich.	71 61
													221	A	Bowling Green	92 54
													223	A	Ball St.	81 64
													223	H	Ball St.	81 63
													272	A	Western Mich.	87 53
													308	H	Oakland	104 61
													327	A	Iona	82 39
LAST 12 Division I GAMES:																
223	H	Ball St.	81 63	37	H	Ohio	75 78									
208	A	Eastern Mich.	87 60	32	H	Buffalo	76 65									
223	A	Ball St.	81 64	221	A	Bowling Green	92 54									
105	H	Northern Ill.	76 52	208	H	Eastern Mich.	71 61									
32	A	Buffalo	100 95	82	A	Toledo	59 62									
272	A	Western Mich.	87 53	90	A	Kent St.	82 75									

Non-Div I Games:

Central Mich.

■ Loss,
 ■ Non-Conf, S Site,
 ■ Home
 ■ Away
 N Neutral

Average RPI Win:	285	WON-LOST	WINNING	LAST 10	STRENGTH OF	OPP. STRENGTH	TEAM	ADJ.	CONF.	ADJ CONF.
Average RPI Loss:	198	RECORD	PCT. RANK	GAMES	SCHEDULE	OF SCHEDULE	RPI	RPI	RPI	RPI
DIV. I ONLY	7- 17	282	0- 1	254	324	292	292	28	28	
DIV. I NON-CONF.	0- 8	336	0- 0	274	313	347	347	29	29	
TOTALS	RPI 1-25	RPI 26-50	W-L RECORDS	RPI 51-100	RPI 101-150	RPI 150+				
7- 17	0- 0	0- 0	OVERALL	0- 1	0- 3	7- 13				
3- 7	0- 0	0- 0	HOME	0- 1	0- 1	3- 5				
4- 10	0- 0	0- 0	AWAY	0- 0	0- 2	4- 8				
0- 0	0- 0	0- 0	NEUTRAL	0- 0	0- 0	0- 0				
0- 8	0- 0	0- 0	NON-CONFERENCE	0- 0	0- 1	0- 7				
0- 3	0- 0	0- 0	HOME	0- 0	0- 0	0- 3				
0- 5	0- 0	0- 0	AWAY	0- 0	0- 1	0- 4				
0- 0	0- 0	0- 0	NEUTRAL	0- 0	0- 0	0- 0				
7- 9	0- 0	0- 0	CONFERENCE	0- 1	0- 2	7- 6				
3- 4	0- 0	0- 0	HOME	0- 1	0- 1	3- 2				
4- 5	0- 0	0- 0	AWAY	0- 0	0- 1	4- 4				
0- 0	0- 0	0- 0	NEUTRAL	0- 0	0- 0	0- 0				

RPI 1-25			RPI 26-50			RPI 51-100				RPI 101+		Team's RPI: 292		
RPI	S	Opponent	Score	RPI	S	Opponent	Score	RPI	S	Opponent	Score			
								85	H	Radford	41	67		
										103	A	Georgia	75	83
										116	A	High Point	64	71
										116	H	High Point	62	69
										151	H	Davidson	34	72
										154	H	Tennessee Tech	55	77
										187	A	UNC Asheville	45	62
										187	H	UNC Asheville	70	59
										207	A	Hampton	72	57
										207	H	Hampton	66	74
										209	A	Campbell	51	52
										209	H	Campbell	58	60
										218	A	Florida	60	70
										227	H	Jacksonville	58	68
										249	A	Gardner-Webb	65	75
										249	H	Gardner-Webb	66	58
										251	A	North Florida	76	82
										290	A	South Carolina St.	58	67
										293	A	Col. of Charleston	52	79
										296	A	Winthrop	52	57
										331	A	Presbyterian	63	55
										338	A	Longwood	81	74
										340	A	USC Upstate	78	75
										340	H	USC Upstate	74	62
LAST 12 Division I GAMES:														
				187	A	UNC Asheville	45	62		187	H	UNC Asheville	70	59
				249	H	Gardner-Webb	66	58		331	A	Presbyterian	63	55
				209	A	Campbell	51	52		249	A	Gardner-Webb	65	75
				207	A	Hampton	72	57		116	A	High Point	64	71
				116	H	High Point	62	69		340	A	USC Upstate	78	75
				340	H	USC Upstate	74	62		85	H	Radford	41	67

Non-Div I Games: Converse 101 50 Columbia (SC) 89 57 Erskine 74 50

Charleston So.

Loss, Non-Conf, S Site, H Home A Away N Neutral

Average RPI Win:	203	WON-LOST	WINNING	LAST 10	STRENGTH OF	OPP. STRENGTH	TEAM	ADJ.	CONF.	ADJ CONF.
Average RPI Loss:	129	RECORD	PCT. RANK	GAMES	SCHEDULE	OF SCHEDULE	RPI	RPI	RPI	RPI
DIV. I ONLY	16- 11	123	1- 0	100	190	115	115	14	14	
DIV. I NON-CONF.	8- 4	91	1- 0	56	273	68	68	17	17	
TOTALS	RPI 1-25	RPI 26-50	W-L RECORDS	RPI 51-100	RPI 101-150	RPI 150+				
16- 11	0- 0	0- 1	OVERALL	3- 2	2- 4	11- 4				
12- 2	0- 0	0- 0	HOME	2- 1	1- 1	9- 0				
3- 9	0- 0	0- 1	AWAY	1- 1	1- 3	1- 4				
1- 0	0- 0	0- 0	NEUTRAL	0- 0	0- 0	1- 0				
8- 4	0- 0	0- 0	NON-CONFERENCE	1- 1	1- 3	6- 0				
6- 1	0- 0	0- 0	HOME	1- 0	0- 1	5- 0				
1- 3	0- 0	0- 0	AWAY	0- 1	1- 2	0- 0				
1- 0	0- 0	0- 0	NEUTRAL	0- 0	0- 0	1- 0				
8- 7	0- 0	0- 1	CONFERENCE	2- 1	1- 1	5- 4				
6- 1	0- 0	0- 0	HOME	1- 1	1- 0	4- 0				
2- 6	0- 0	0- 1	AWAY	1- 0	0- 1	1- 4				
0- 0	0- 0	0- 0	NEUTRAL	0- 0	0- 0	0- 0				

RPI S	Opponent	Score	RPI S	Opponent	Score	RPI S	Opponent	Score	RPI S	Opponent	Score	Team's RPI: 115
			30	A Rice	51 61	66	H Middle Tenn.	55 62	101	H UAB	60 56	
						75	H Wright St.	88 85	102	A Fordham	64 71	
						95	A Virginia	61 65	114	A Western Ky.	58 76	
						96	A Old Dominion	60 53	136	A Mercer	40 57	
						96	H Old Dominion	69 59	139	A Lehigh	62 60	
									143	H Wake Forest	43 69	
									151	H Davidson	78 66	
									168	A Louisiana Tech	51 88	
									178	A North Texas	63 68	
									185	A Southern Miss.	54 65	
									187	H UNC Asheville	70 53	
									191	N Liberty	63 61	
									199	A Marshall	62 63	
									204	H East Carolina	52 46	
									222	H Bethune-Cookman	73 69	
									267	H Wofford	85 63	
									276	H UTEP	62 39	
									305	H Fla. Atlantic	68 47	
									306	H UTSA	66 54	
									315	A FIU	62 53	
									315	H FIU	69 54	
LAST 12 Division I GAMES:												
139	A Lehigh	62 60	178	A North Texas	63 68							
315	A FIU	62 53	30	A Rice	51 61							
96	A Old Dominion	60 53	276	H UTEP	62 39							
96	H Old Dominion	69 59	306	H UTSA	66 54							
101	H UAB	60 56	168	A Louisiana Tech	51 88							
66	H Middle Tenn.	55 62	185	A Southern Miss.	54 65							

Non-Div I Games:

Charlotte

Chattanooga

Through Games Of March 5, 2019

Average RPI Win: 240	WON-LOST	WINNING	LAST 10	STRENGTH OF	OPP. STRENGTH	TEAM	ADJ.	CONF.	ADJ CONF.
Average RPI Loss: 111	RECORD	PCT. RANK	GAMES	SCHEDULE	OF SCHEDULE	RPI	RPI	RPI	RPI
DIV. I ONLY	12- 16	211	1- 0	66	219	169	169	27	27
DIV. I NON-CONF.	4- 10	264	1- 0	2	61	87	87	24	24
TOTALS	RPI 1-25	RPI 26-50	W-L RECORDS	RPI 51-100	RPI 101-150	RPI 150+			
12- 16	0- 3	0- 2	OVERALL	1- 3	0- 4	11- 4			
7- 6	0- 2	0- 1	HOME	0- 1	0- 2	7- 0			
3- 8	0- 1	0- 0	AWAY	0- 1	0- 2	3- 4			
2- 2	0- 0	0- 1	NEUTRAL	1- 1	0- 0	1- 0			
4- 10	0- 3	0- 2	NON-CONFERENCE	1- 3	0- 2	3- 0			
1- 5	0- 2	0- 1	HOME	0- 1	0- 1	1- 0			
1- 3	0- 1	0- 0	AWAY	0- 1	0- 1	1- 0			
2- 2	0- 0	0- 1	NEUTRAL	1- 1	0- 0	1- 0			
8- 6	0- 0	0- 0	CONFERENCE	0- 0	0- 2	8- 4			
6- 1	0- 0	0- 0	HOME	0- 0	0- 1	6- 0			
2- 5	0- 0	0- 0	AWAY	0- 0	0- 1	2- 4			
0- 0	0- 0	0- 0	NEUTRAL	0- 0	0- 0	0- 0			

RPI 1-25				RPI 26-50				RPI 51-100				RPI 101+ Team's RPI: 169			
RPI	S	Opponent	Score	RPI	S	Opponent	Score	RPI	S	Opponent	Score	RPI	S	Opponent	Score
3	H	Louisville	49 75	26	N	Central Mich.	50 73	57	N	Maine	66 61	107	A	Northern Colo.	65 68
7	H	NC State	58 78	29	H	South Dakota St.	54 71	58	H	Belmont	51 67	123	H	UT Martin	79 81
15	A	UCF	37 75					62	A	Virginia Tech	59 74	136	A	Mercer	58 65
								66	N	Middle Tenn.	47 58	136	H	Mercer	56 62
												177	N	Saint Louis	71 61
												191	H	Liberty	75 60
												202	A	Furman	54 61
												202	H	Furman	73 53
												207	A	Hampton	58 50
												231	A	ETSU	54 64
												231	H	ETSU	76 67
												267	A	Wofford	60 64
												267	H	Wofford	89 82
												282	A	Samford	73 63
												282	H	Samford	61 56
												307	A	UNC Greensboro	49 53
												307	H	UNC Greensboro	64 54
												341	A	Western Caro.	65 50
												341	H	Western Caro.	72 58
LAST 12 Division I GAMES:															
				57	N	Maine	66 61	202	A	Furman	54 61				
				341	A	Western Caro.	65 50	231	A	ETSU	54 64				
				307	A	UNC Greensboro	49 53	307	H	UNC Greensboro	64 54				
				136	H	Mercer	56 62	341	H	Western Caro.	72 58				
				282	H	Samford	61 56	282	A	Samford	73 63				
				267	A	Wofford	60 64	136	A	Mercer	58 65				

Non-Div I Games: Lee

61 55

Chattanooga

Loss, Non-Conf, S Site, H Home A Away N Neutral

Average RPI Win: 340		WON-LOST	WINNING	LAST 10	STRENGTH OF	OPP. STRENGTH	TEAM	ADJ.	CONF.	ADJ CONF.
Average RPI Loss: 225		RECORD	PCT. RANK	GAMES	SCHEDULE	OF SCHEDULE	RPI	RPI	RPI	RPI
DIV. I ONLY		2- 26	349	0- 1	302	335	350	350	30	30
DIV. I NON-CONF.		0- 13	336	0- 0	244	312	344	344	30	30
TOTALS		RPI 1-25	RPI 26-50	W-L RECORDS	RPI 51-100	RPI 101-150	RPI 150+			
2- 26	0- 0		0- 0	OVERALL	0- 0	0- 6	2- 20			
2- 11	0- 0		0- 0	HOME	0- 0	0- 2	2- 9			
0- 14	0- 0		0- 0	AWAY	0- 0	0- 4	0- 10			
0- 1	0- 0		0- 0	NEUTRAL	0- 0	0- 0	0- 1			
0- 13	0- 0		0- 0	NON-CONFERENCE	0- 0	0- 4	0- 9			
0- 5	0- 0		0- 0	HOME	0- 0	0- 1	0- 4			
0- 7	0- 0		0- 0	AWAY	0- 0	0- 3	0- 4			
0- 1	0- 0		0- 0	NEUTRAL	0- 0	0- 0	0- 1			
2- 13	0- 0		0- 0	CONFERENCE	0- 0	0- 2	2- 11			
2- 6	0- 0		0- 0	HOME	0- 0	0- 1	2- 5			
0- 7	0- 0		0- 0	AWAY	0- 0	0- 1	0- 6			
0- 0	0- 0		0- 0	NEUTRAL	0- 0	0- 0	0- 0			

[illegible]

Non-Div I Games:

Chicago St.

Loss, Non-Conf, S Site, H Home A Away N Neutral

RPI	S	Opponent	Score
345	A	Seattle U	54 90
345	H	Seattle U	64 61

C
h
i
c
a
g
o
s
t
.

C
h
i
c
a
g
o
s
t
.

Chicago St.

Average RPI Win:	189	WON-LOST	WINNING	LAST 10	STRENGTH OF	OPP. STRENGTH	TEAM	ADJ.	CONF.	ADJ CONF.
Average RPI Loss:	84	RECORD	PCT. RANK	GAMES	SCHEDULE	OF SCHEDULE	RPI	RPI	RPI	RPI
DIV. I ONLY	20- 9	71	1- 0	128	88	72	72	9	9	
DIV. I NON-CONF.	8- 5	119	0- 0	198	147	141	141	8	8	
TOTALS	RPI 1-25	RPI 26-50	W-L RECORDS	RPI 51-100	RPI 101-150	RPI 150+				
20- 9	0- 3	0- 1	OVERALL	2- 2	3- 1	15- 2				
14- 2	0- 1	0- 0	HOME	2- 1	2- 0	10- 0				
6- 7	0- 2	0- 1	AWAY	0- 1	1- 1	5- 2				
0- 0	0- 0	0- 0	NEUTRAL	0- 0	0- 0	0- 0				
8- 5	0- 0	0- 1	NON-CONFERENCE	1- 2	1- 1	6- 1				
7- 1	0- 0	0- 0	HOME	1- 1	1- 0	5- 0				
1- 4	0- 0	0- 1	AWAY	0- 1	0- 1	1- 1				
0- 0	0- 0	0- 0	NEUTRAL	0- 0	0- 0	0- 0				
12- 4	0- 3	0- 0	CONFERENCE	1- 0	2- 0	9- 1				
7- 1	0- 1	0- 0	HOME	1- 0	1- 0	5- 0				
5- 3	0- 2	0- 0	AWAY	0- 0	1- 0	4- 1				
0- 0	0- 0	0- 0	NEUTRAL	0- 0	0- 0	0- 0				

RPI 1-25				RPI 26-50				RPI 51-100 Team's RPI: 72				RPI 101+			
RPI	S	Opponent	Score	RPI	S	Opponent	Score	RPI	S	Opponent	Score	RPI	S	Opponent	Score
6	A	UConn	38 82	46	A	Miami (OH)	65 78	86	A	Ohio St.	56 69	121	A	Pittsburgh	48 65
6	H	UConn	55 65					93	H	VCU	66 54	125	H	Yale	66 52
15	A	UCF	55 56					96	H	Old Dominion	72 76	127	A	South Fla.	57 56
								98	H	Houston	68 57	127	H	South Fla.	57 43
												155	A	Temple	70 78
												155	H	Temple	72 52
												165	A	Tulane	80 65
												167	A	Tulsa	70 50
												167	H	Tulsa	74 47
												177	A	Saint Louis	51 50
												200	H	Xavier	79 61
												204	A	East Carolina	68 57
												214	H	SMU	69 57
												220	H	Howard	85 51
												223	A	Ball St.	63 75
												231	H	ETSU	77 64
												233	A	Memphis	89 69
												233	H	Memphis	80 56
												254	H	Wichita St.	82 54
												258	H	Austin Peay	69 48
												328	H	Lipscomb	71 55
LAST 12 Division I GAMES:															
165	A	Tulane	80 65	254	H	Wichita St.	82 54								
127	H	South Fla.	57 43	6	H	UConn	55 65								
204	A	East Carolina	68 57	127	A	South Fla.	57 56								
167	H	Tulsa	74 47	233	H	Memphis	80 56								
155	A	Temple	70 78	98	H	Houston	68 57								
233	A	Memphis	89 69	167	A	Tulsa	70 50								

Non-Div I Games:

Cincinnati

■ Loss,
 ■ Non-Conf, S Site,
 ■ Home
 ■ Away
 N Neutral

Clemson

Through Games Of March 5, 2019

Average RPI Win:	133	WON-LOST	WINNING	LAST 10	STRENGTH OF	OPP. STRENGTH	TEAM	ADJ.	CONF.	ADJ CONF.
Average RPI Loss:	52	RECORD	PCT. RANK	GAMES	SCHEDULE	OF SCHEDULE	RPI	RPI	RPI	RPI
DIV. I ONLY	18- 11	106	1- 0	39	17	56	56	1	1	
DIV. I NON-CONF.	9- 4	85	1- 0	169	110	116	116	1	1	
TOTALS	RPI 1-25	RPI 26-50	W-L RECORDS	RPI 51-100	RPI 101-150	RPI 150+				
18- 11	3- 5	0- 1	OVERALL	4- 3	6- 0	5- 2				
12- 5	1- 3	0- 1	HOME	4- 0	2- 0	5- 1				
5- 5	2- 2	0- 0	AWAY	0- 2	3- 0	0- 1				
1- 1	0- 0	0- 0	NEUTRAL	0- 1	1- 0	0- 0				
9- 4	0- 1	0- 0	NON-CONFERENCE	1- 1	3- 0	5- 2				
8- 1	0- 0	0- 0	HOME	1- 0	2- 0	5- 1				
0- 2	0- 1	0- 0	AWAY	0- 0	0- 0	0- 1				
1- 1	0- 0	0- 0	NEUTRAL	0- 1	1- 0	0- 0				
9- 7	3- 4	0- 1	CONFERENCE	3- 2	3- 0	0- 0				
4- 4	1- 3	0- 1	HOME	3- 0	0- 0	0- 0				
5- 3	2- 1	0- 0	AWAY	0- 2	3- 0	0- 0				
0- 0	0- 0	0- 0	NEUTRAL	0- 0	0- 0	0- 0				

RPI 1-25				RPI 26-50				RPI 51-100				RPI 101+			
RPI	S	Opponent	Score	RPI	S	Opponent	Score	RPI	S	Opponent	Score	RPI	S	Opponent	Score
1	H	Notre Dame	63 101	39	H	North Carolina	64 70	54	A	Georgia Tech	53 75	116	H	High Point	83 64
3	H	Louisville	44 76					54	H	Georgia Tech	71 61	121	A	Pittsburgh	65 59
7	A	NC State	51 54					58	H	Belmont	65 62	124	A	Boston College	91 58
10	H	Syracuse	75 84					62	H	Virginia Tech	73 66	143	A	Wake Forest	69 53
17	A	South Carolina	57 69					63	N	Tennessee	66 78	145	N	Oklahoma	74 62
18	A	Miami (FL)	76 67					79	A	Duke	59 63	149	H	Appalachian St.	87 48
23	A	Florida St.	57 45					95	H	Virginia	71 65	151	H	Davidson	80 90
23	H	Florida St.	73 68									153	A	Alabama	56 76
												199	H	Marshall	68 54
												211	H	Illinois	69 67
												257	H	Rhode Island	80 67
												267	H	Wofford	85 77
												328	H	Lipscomb	68 26
LAST 12 Division I GAMES:															
145	N	Oklahoma	74 62	39	H	North Carolina	64 70	143	A	Wake Forest	69 53				
79	A	Duke	59 63					3	H	Louisville	44 76				
62	H	Virginia Tech	73 66					1	H	Notre Dame	63 101				
54	A	Georgia Tech	53 75					7	A	NC State	51 54				
124	A	Boston College	91 58					121	A	Pittsburgh	65 59				
23	H	Florida St.	73 68												

Non-Div I Games:

Clemson

■ Loss,
 ■ Non-Conf, S Site,
 ■ Home
 ■ Away
 N Neutral

Average RPI Win:	294	WON-LOST	WINNING	LAST 10	STRENGTH OF	OPP. STRENGTH	TEAM	ADJ.	CONF.	ADJ CONF.
Average RPI Loss:	145	RECORD	PCT. RANK	GAMES	SCHEDULE	OF SCHEDULE	RPI	RPI	RPI	RPI
DIV. I ONLY	8- 19	277	0- 1	223	234	280	280	20	20	
DIV. I NON-CONF.	1- 8	322	0- 0	137	228	306	306	18	18	
TOTALS	RPI 1-25	RPI 26-50	W-L RECORDS	RPI 51-100	RPI 101-150	RPI 150+				
8- 19	0- 0	0- 1	OVERALL	0- 5	0- 4	8- 9				
5- 7	0- 0	0- 0	HOME	0- 3	0- 2	5- 2				
3- 11	0- 0	0- 1	AWAY	0- 2	0- 2	3- 6				
0- 1	0- 0	0- 0	NEUTRAL	0- 0	0- 0	0- 1				
1- 8	0- 0	0- 1	NON-CONFERENCE	0- 1	0- 0	1- 6				
1- 2	0- 0	0- 0	HOME	0- 1	0- 0	1- 1				
0- 5	0- 0	0- 1	AWAY	0- 0	0- 0	0- 4				
0- 1	0- 0	0- 0	NEUTRAL	0- 0	0- 0	0- 1				
7- 11	0- 0	0- 0	CONFERENCE	0- 4	0- 4	7- 3				
4- 5	0- 0	0- 0	HOME	0- 2	0- 2	4- 1				
3- 6	0- 0	0- 0	AWAY	0- 2	0- 2	3- 2				
0- 0	0- 0	0- 0	NEUTRAL	0- 0	0- 0	0- 0				

RPI S	Opponent	Score	RPI S	Opponent	Score	RPI S	Opponent	Score	RPI S	Opponent	Score	Team's RPI: 280
			37 A	Ohio	54 72	68 A	Green Bay	53 62	117 A	Youngstown St.	55 73	
						68 H	Green Bay	63 76	117 H	Youngstown St.	61 74	
						75 A	Wright St.	52 78	130 A	IUPUI	36 64	
						75 H	Wright St.	65 70	130 H	IUPUI	50 75	
						82 H	Toledo	60 65	156 H	Bradley	65 67	
									161 H	Illinois St.	67 63	
									165 N	Tulane	72 81	
									195 A	Milwaukee	53 59	
									195 H	Milwaukee	60 78	
									199 A	Marshall	64 86	
									208 A	Eastern Mich.	63 69	
									223 A	Ball St.	62 67	
									239 A	Northern Ky.	55 74	
									239 H	Northern Ky.	76 47	
									269 A	San Diego	82 83	
									308 A	Oakland	64 62	
									308 H	Oakland	98 90	
									333 A	Detroit Mercy	67 49	
									333 H	Detroit Mercy	67 51	
									336 A	UIC	74 48	
									336 H	UIC	71 53	
LAST 12 Division I GAMES:												
117 H	Youngstown St.	61 74	336 A	UIC	74 48							
239 A	Northern Ky.	55 74	308 H	Oakland	98 90							
75 A	Wright St.	52 78	333 H	Detroit Mercy	67 51							
68 H	Green Bay	63 76	117 A	Youngstown St.	55 73							
195 H	Milwaukee	60 78	75 H	Wright St.	65 70							
130 A	IUPUI	36 64	239 H	Northern Ky.	76 47							

Non-Div I Games: Lake Erie 79 49 Salem (WV) 113 81

Cleveland St.

■ Loss,
■ Non-Conf,
■ S Site,
■ H Home
■ A Away
N Neutral

Average RPI Win:	248	WON-LOST	WINNING	LAST 10	STRENGTH OF	OPP. STRENGTH	TEAM	ADJ.	CONF.	ADJ CONF.
Average RPI Loss:	114	RECORD	PCT. RANK	GAMES	SCHEDULE	OF SCHEDULE	RPI	RPI	RPI	RPI
DIV. I ONLY	14- 11	143	0- 1	216	198	174	174	12	12	
DIV. I NON-CONF.	6- 3	91	0- 0	280	298	167	167	14	14	
TOTALS	RPI 1-25	RPI 26-50	W-L RECORDS	RPI 51-100	RPI 101-150	RPI 150+				
14- 11	0- 0	0- 2	OVERALL	0- 4	2- 3	12- 2				
8- 5	0- 0	0- 0	HOME	0- 3	1- 1	7- 1				
6- 4	0- 0	0- 0	AWAY	0- 1	1- 2	5- 1				
0- 2	0- 0	0- 2	NEUTRAL	0- 0	0- 0	0- 0				
6- 3	0- 0	0- 2	NON-CONFERENCE	0- 0	0- 1	6- 0				
4- 0	0- 0	0- 0	HOME	0- 0	0- 0	4- 0				
2- 1	0- 0	0- 0	AWAY	0- 0	0- 1	2- 0				
0- 2	0- 0	0- 2	NEUTRAL	0- 0	0- 0	0- 0				
8- 8	0- 0	0- 0	CONFERENCE	0- 4	2- 2	6- 2				
4- 5	0- 0	0- 0	HOME	0- 3	1- 1	3- 1				
4- 3	0- 0	0- 0	AWAY	0- 1	1- 1	3- 1				
0- 0	0- 0	0- 0	NEUTRAL	0- 0	0- 0	0- 0				

RPI S	Opponent	Score	RPI S	Opponent	Score	RPI S	Opponent	Score	RPI S	Opponent	Score	Team's RPI: 174
30	N Rice	52 56	69	H Little Rock	47 60	104	H South Alabama	78 88				
48	N Auburn	78 84	77	A UT Arlington	53 79	133	A Georgia St.	67 62				
			77	H UT Arlington	64 67	147	A UC Riverside	43 62				
			91	H Troy	81 82	149	A Appalachian St.	53 67				
						149	H Appalachian St.	74 66				
						162	A Texas St.	58 73				
						162	H Texas St.	77 70				
						180	H Arkansas St.	88 72				
						221	H Bowling Green	81 80				
						233	H Memphis	90 71				
						263	A Louisiana	76 58				
						263	H Louisiana	67 62				
						286	A Ga. Southern	76 73				
						290	H South Carolina St.	57 44				
						303	A La.-Monroe	79 54				
						303	H La.-Monroe	57 60				
						307	A UNC Greensboro	78 71				
						339	A N.C. Central	89 66				
						341	H Western Caro.	77 59				
LAST 12 Division I GAMES:												
303	H La.-Monroe	57 60	77	H UT Arlington	64 67							
263	H Louisiana	67 62	263	A Louisiana	76 58							
133	A Georgia St.	67 62	303	A La.-Monroe	79 54							
286	A Ga. Southern	76 73	180	H Arkansas St.	88 72							
149	H Appalachian St.	74 66	69	H Little Rock	47 60							
162	H Texas St.	77 70	149	A Appalachian St.	53 67							

Non-Div I Games: N.C. Wesleyan 126 65 Meredith 128 39

Coastal Caro.

■ Loss,
 ■ Non-Conf, S Site,
 ■ Home
 ■ Away
 N Neutral

Average RPI Win:	242	WON-LOST	WINNING	LAST 10	STRENGTH OF	OPP. STRENGTH	TEAM	ADJ.	CONF.	ADJ CONF.
Average RPI Loss:	162	RECORD	PCT. RANK	GAMES	SCHEDULE	OF SCHEDULE	RPI	RPI	RPI	RPI
DIV. I ONLY	6- 21	306	0- 1	176	223	293	293	10	10	
DIV. I NON-CONF.	3- 7	256	0- 0	303	351	331	331	10	10	
TOTALS	RPI 1-25	RPI 26-50	W-L RECORDS	RPI 51-100	RPI 101-150	RPI 150+				
6- 21	0- 0	0- 2	OVERALL	0- 2	0- 8	6- 9				
4- 9	0- 0	0- 1	HOME	0- 1	0- 3	4- 4				
2- 12	0- 0	0- 1	AWAY	0- 1	0- 5	2- 5				
0- 0	0- 0	0- 0	NEUTRAL	0- 0	0- 0	0- 0				
3- 7	0- 0	0- 0	NON-CONFERENCE	0- 0	0- 1	3- 6				
2- 3	0- 0	0- 0	HOME	0- 0	0- 0	2- 3				
1- 4	0- 0	0- 0	AWAY	0- 0	0- 1	1- 3				
0- 0	0- 0	0- 0	NEUTRAL	0- 0	0- 0	0- 0				
3- 14	0- 0	0- 2	CONFERENCE	0- 2	0- 7	3- 3				
2- 6	0- 0	0- 1	HOME	0- 1	0- 3	2- 1				
1- 8	0- 0	0- 1	AWAY	0- 1	0- 4	1- 2				
0- 0	0- 0	0- 0	NEUTRAL	0- 0	0- 0	0- 0				

RPI 1-25			RPI 26-50			RPI 51-100			RPI 101+ Team's RPI: 293		
RPI	S	Opponent	Score	RPI	S	Opponent	Score	RPI	S	Opponent	Score
				31	A	James Madison	35 76	80	A	Drexel	53 76
				31	H	James Madison	50 91	80	H	Drexel	42 65
LAST 12 Division I GAMES:											
109	A	Northeastern	69 81	216	H	Elon	52 72	296	H	Winthrop	64 71
226	A	Hofstra	49 68	158	H	William & Mary	79 77	328	A	Lipscomb	65 63
80	H	Drexel	42 65	226	H	Hofstra	70 62	331	H	Presbyterian	65 71
138	H	Delaware	60 72	109	H	Northeastern	56 87				
113	A	Towson	61 87	138	A	Delaware	50 74				
31	A	James Madison	35 76	80	A	Drexel	53 76				

Non-Div I Games: North Greenville 95 62

Col. of Charleston

■ Loss,
 ■ Non-Conf, S Site,
 ■ Home
 ■ Away
 N Neutral

Average RPI Win:	272	WON-LOST	WINNING	LAST 10	STRENGTH OF	OPP. STRENGTH	TEAM	ADJ.	CONF.	ADJ CONF.
Average RPI Loss:	167	RECORD	PCT. RANK	GAMES	SCHEDULE	OF SCHEDULE	RPI	RPI	RPI	RPI
DIV. I ONLY	11- 16	226	0- 1	252	263	253	253	18	18	
DIV. I NON-CONF.	4- 6	212	0- 0	329	339	301	301	21	21	
TOTALS	RPI 1-25	RPI 26-50	W-L RECORDS	RPI 51-100	RPI 101-150	RPI 150+				
11- 16	0- 0	0- 2	OVERALL	0- 2	1- 5	10- 7				
6- 7	0- 0	0- 1	HOME	0- 1	0- 2	6- 3				
5- 9	0- 0	0- 1	AWAY	0- 1	1- 3	4- 4				
0- 0	0- 0	0- 0	NEUTRAL	0- 0	0- 0	0- 0				
4- 6	0- 0	0- 0	NON-CONFERENCE	0- 0	0- 2	4- 4				
3- 1	0- 0	0- 0	HOME	0- 0	0- 0	3- 1				
1- 5	0- 0	0- 0	AWAY	0- 0	0- 2	1- 3				
0- 0	0- 0	0- 0	NEUTRAL	0- 0	0- 0	0- 0				
7- 10	0- 0	0- 2	CONFERENCE	0- 2	1- 3	6- 3				
3- 6	0- 0	0- 1	HOME	0- 1	0- 2	3- 2				
4- 4	0- 0	0- 1	AWAY	0- 1	1- 1	3- 1				
0- 0	0- 0	0- 0	NEUTRAL	0- 0	0- 0	0- 0				

RPI 1-25			RPI 26-50			RPI 51-100			RPI 101+ Team's RPI: 253		
RPI	S	Opponent	Score	RPI	S	Opponent	Score	RPI	S	Opponent	Score
				40	A	Bucknell	58 76	78	A	American	57 76
				40	H	Bucknell	62 90	78	H	American	66 71
LAST 12 Division I GAMES:											
				184	H	Holy Cross	67 80	250	A	Navy	52 67
				284	H	Army West Point	85 80	78	H	American	66 71
				287	A	Loyola Maryland	58 47	284	A	Army West Point	70 58
				139	H	Lehigh	63 75	287	H	Loyola Maryland	73 64
				40	A	Bucknell	58 76	139	A	Lehigh	58 86
				148	H	Boston U.	53 61	40	H	Bucknell	62 90
								320	A	UMass Lowell	61 52
								325	H	Lafayette	60 49
								330	H	NJIT	53 71
								343	H	Fairleigh Dickinson	71 52

Non-Div I Games:

Colgate

■ Loss,
 ■ Non-Conf,
 ■ S Site,
 ■ H Home
 ■ A Away
 N Neutral

Colorado

Through Games Of March 5, 2019

Average RPI Win:	180	WON-LOST	WINNING	LAST 10	STRENGTH OF	OPP. STRENGTH	TEAM	ADJ.	CONF.	ADJ CONF.
Average RPI Loss:	61	RECORD	PCT. RANK	GAMES	SCHEDULE	OF SCHEDULE	RPI	RPI	RPI	RPI
DIV. I ONLY	12- 17	219	0- 1	90	24	172	172	2	2	
DIV. I NON-CONF.	10- 1	17	0- 0	211	159	40	40	2	2	
TOTALS	RPI 1-25	RPI 26-50	W-L RECORDS	RPI 51-100	RPI 101-150	RPI 150+				
12- 17	0- 6	2- 4	OVERALL	0- 4	2- 0	8- 3				
10- 7	0- 2	2- 2	HOME	0- 2	2- 0	6- 1				
1- 10	0- 4	0- 2	AWAY	0- 2	0- 0	1- 2				
1- 0	0- 0	0- 0	NEUTRAL	0- 0	0- 0	1- 0				
10- 1	0- 1	1- 0	NON-CONFERENCE	0- 0	2- 0	7- 0				
8- 0	0- 0	1- 0	HOME	0- 0	2- 0	5- 0				
1- 1	0- 1	0- 0	AWAY	0- 0	0- 0	1- 0				
1- 0	0- 0	0- 0	NEUTRAL	0- 0	0- 0	1- 0				
2- 16	0- 5	1- 4	CONFERENCE	0- 4	0- 0	1- 3				
2- 7	0- 2	1- 2	HOME	0- 2	0- 0	1- 1				
0- 9	0- 3	0- 2	AWAY	0- 2	0- 0	0- 2				
0- 0	0- 0	0- 0	NEUTRAL	0- 0	0- 0	0- 0				

RPI 1-25				RPI 26-50				RPI 51-100				RPI 101+ Team's RPI: 172			
RPI	S	Opponent	Score	RPI	S	Opponent	Score	RPI	S	Opponent	Score	RPI	S	Opponent	Score
4	H	Stanford	69 80	33	A	UCLA	50 84	76	A	Utah	59 78	106	H	Pepperdine	80 65
5	A	Oregon	43 102	33	H	UCLA	60 64	76	H	Utah	61 76	107	H	Northern Colo.	77 69
18	A	Miami (FL)	58 73	38	H	California	60 80	89	A	Arizona	51 63	152	A	Washington St.	48 74
19	A	Oregon St.	65 89	39	H	North Carolina	86 74	89	H	Arizona	67 69	152	H	Washington St.	72 61
20	A	Arizona St.	49 66	42	A	Southern California	77 84					164	A	Washington	58 68
20	H	Arizona St.	70 76	42	H	Southern California	81 76					164	H	Washington	46 60

Average RPI Win:	224	WON-LOST	WINNING	LAST 10	STRENGTH OF	OPP. STRENGTH	TEAM	ADJ.	CONF.	ADJ CONF.
Average RPI Loss:	128	RECORD	PCT. RANK	GAMES	SCHEDULE	OF SCHEDULE	RPI	RPI	RPI	RPI
DIV. I ONLY	6- 20	305	0- 1	77	153	270	270	15	15	
DIV. I NON-CONF.	4- 5	190	0- 0	34	146	151	151	12	12	
TOTALS	RPI 1-25	RPI 26-50	W-L RECORDS	RPI 51-100	RPI 101-150	RPI 150+				
6- 20	0- 2	0- 3	OVERALL	0- 4	0- 3	6- 8				
6- 9	0- 1	0- 1	HOME	0- 2	0- 2	6- 3				
0- 11	0- 1	0- 2	AWAY	0- 2	0- 1	0- 5				
0- 0	0- 0	0- 0	NEUTRAL	0- 0	0- 0	0- 0				
4- 5	0- 2	0- 1	NON-CONFERENCE	0- 0	0- 1	4- 1				
4- 2	0- 1	0- 0	HOME	0- 0	0- 1	4- 0				
0- 3	0- 1	0- 1	AWAY	0- 0	0- 0	0- 1				
0- 0	0- 0	0- 0	NEUTRAL	0- 0	0- 0	0- 0				
2- 15	0- 0	0- 2	CONFERENCE	0- 4	0- 2	2- 7				
2- 7	0- 0	0- 1	HOME	0- 2	0- 1	2- 3				
0- 8	0- 0	0- 1	AWAY	0- 2	0- 1	0- 4				
0- 0	0- 0	0- 0	NEUTRAL	0- 0	0- 0	0- 0				

RPI 1-25				RPI 26-50				RPI 51-100				RPI 101+ Team's RPI: 270			
RPI	S	Opponent	Score	RPI	S	Opponent	Score	RPI	S	Opponent	Score	RPI	S	Opponent	Score
13	A	Gonzaga	39 50	34	A	BYU	42 51	52	A	New Mexico	58 70	107	H	Northern Colo.	47 53
20	H	Arizona St.	39 70	47	A	Boise St.	57 70	52	H	New Mexico	56 79	111	A	Fresno St.	54 57
				47	H	Boise St.	63 72	64	A	Wyoming	32 56	111	H	Fresno St.	55 66
								64	H	Wyoming	49 60	157	H	Denver	84 79
												172	A	Colorado	40 59
												176	A	Utah St.	59 70
												176	H	Utah St.	53 72
												194	H	UNLV	52 49
												203	H	Cornell	56 53
												234	A	San Diego St.	45 54
												242	H	Northern Ariz.	65 54
												244	A	Nevada	57 68
												244	H	Nevada	38 62
												251	H	North Florida	61 59
												294	A	Air Force	48 63
												294	H	Air Force	55 48
												299	H	San Jose St.	70 78
LAST 12 Division I GAMES:															
176	A	Utah St.	59 70	64	H	Wyoming	49 60	244	A	Nevada	57 68				
52	H	New Mexico	56 79	294	H	Air Force	55 48	47	A	Boise St.	57 70				
47	H	Boise St.	63 72	111	A	Fresno St.	54 57	299	H	San Jose St.	70 78				
64	A	Wyoming	32 56	244	H	Nevada	38 62								
299	H	San Jose St.	70 78												
234	A	San Diego St.	45 54												

Non-Div I Games: Chadron St. 91 38 Eastern N.M. 72 46

Colorado St.

Loss, Non-Conf, S Site, H Home A Away N Neutral

COLUMBIA				Through Games Of March 9, 1919						
Average RPI Win:	214	WON-LOST	WINNING	LAST 10	STRENGTH OF	OPP. STRENGTH	TEAM	ADJ.	CONF.	ADJ CONF.
Average RPI Loss:	153	RECORD	PCT. RANK	GAMES	SCHEDULE	OF SCHEDULE	RPI	RPI	RPI	RPI
DIV. I ONLY	8- 17	268	0- 1	142	184	246	246	11	11	
DIV. I NON-CONF.	4- 9	252	0- 0	225	268	260	260	11	11	
TOTALS	RPI 1-25	RPI 26-50	W-L RECORDS	RPI 51-100	RPI 101-150	RPI 150+				
8- 17	0- 0	0- 0	OVERALL	1- 5	1- 4	6- 8				
5- 7	0- 0	0- 0	HOME	1- 3	0- 1	4- 3				
3- 10	0- 0	0- 0	AWAY	0- 2	1- 3	2- 5				
0- 0	0- 0	0- 0	NEUTRAL	0- 0	0- 0	0- 0				
4- 9	0- 0	0- 0	NON-CONFERENCE	0- 1	1- 2	3- 6				
2- 3	0- 0	0- 0	HOME	0- 1	0- 0	2- 2				
2- 6	0- 0	0- 0	AWAY	0- 0	1- 2	1- 4				
0- 0	0- 0	0- 0	NEUTRAL	0- 0	0- 0	0- 0				
4- 8	0- 0	0- 0	CONFERENCE	1- 4	0- 2	3- 2				
3- 4	0- 0	0- 0	HOME	1- 2	0- 1	2- 1				
1- 4	0- 0	0- 0	AWAY	0- 2	0- 1	1- 1				
0- 0	0- 0	0- 0	NEUTRAL	0- 0	0- 0	0- 0				

RPI 1-25				RPI 26-50				RPI 51-100				RPI 101+				Team's RPI: 246	
RPI	S	Opponent	Score	RPI	S	Opponent	Score	RPI	S	Opponent	Score	RPI	S	Opponent	Score		
								55	A	Princeton	59 65	102	A	Fordham	49 68		
								55	H	Princeton	64 79	124	A	Boston College	60 74		
								61	A	Penn	56 79	125	A	Yale	61 69		
								61	H	Penn	60 72	125	H	Yale	54 67		
								84	H	Harvard	75 65	136	A	Mercer	72 68		
								98	H	Houston	72 83	195	A	Milwaukee	65 78		
												197	H	Dartmouth	69 70		
												203	A	Cornell	51 60		
												203	H	Cornell	65 57		
												207	H	Hampton	88 63		
												211	A	Illinois	69 76		
												226	A	Hofstra	65 63		
												229	A	Saint Joseph's	61 68		
												245	H	Albany (NY)	58 62		
												253	A	Colgate	71 84		
												260	H	Cal St. Fullerton	58 61		
												284	H	Army West Point	70 49		
												285	A	Brown	83 81		
												285	H	Brown	93 62		
LAST 12 Division I GAMES:																	
				125	H	Yale	54 67					197	H	Dartmouth	69 70		
				285	H	Brown	93 62					84	H	Harvard	75 65		
						55	A	Princeton	59 65			61	H	Penn	60 72		
						61	A	Penn	56 79			55	H	Princeton	64 79		
				285	A	Brown	83 81					203	H	Cornell	65 57		
				125	A	Yale	61 69					203	A	Cornell	51 60		

Non-Div I Games:

Columbia

Loss, Non-Conf, S Site, H Home A Away N Neutral

Average RPI Win:	327	WON-LOST	WINNING	LAST 10	STRENGTH OF	OPP. STRENGTH	TEAM	ADJ.	CONF.	ADJ CONF.
Average RPI Loss:	191	RECORD	PCT. RANK	GAMES	SCHEDULE	OF SCHEDULE	RPI	RPI	RPI	RPI
DIV. I ONLY	4- 23	334	1- 0	182	334	313	313	32	32	
DIV. I NON-CONF.	0- 12	336	0- 0	15	149	244	244	32	32	
TOTALS	RPI 1-25	RPI 26-50	W-L RECORDS	RPI 51-100	RPI 101-150	RPI 150+				
4- 23	0- 2	0- 1	OVERALL	0- 5	0- 1	4- 14				
2- 7	0- 0	0- 0	HOME	0- 0	0- 0	2- 7				
2- 15	0- 2	0- 1	AWAY	0- 5	0- 0	2- 7				
0- 1	0- 0	0- 0	NEUTRAL	0- 0	0- 1	0- 0				
0- 12	0- 2	0- 1	NON-CONFERENCE	0- 5	0- 1	0- 3				
0- 1	0- 0	0- 0	HOME	0- 0	0- 0	0- 1				
0- 10	0- 2	0- 1	AWAY	0- 5	0- 0	0- 2				
0- 1	0- 0	0- 0	NEUTRAL	0- 0	0- 1	0- 0				
4- 11	0- 0	0- 0	CONFERENCE	0- 0	0- 0	4- 11				
2- 6	0- 0	0- 0	HOME	0- 0	0- 0	2- 6				
2- 5	0- 0	0- 0	AWAY	0- 0	0- 0	2- 5				
0- 0	0- 0	0- 0	NEUTRAL	0- 0	0- 0	0- 0				

RPI 1-25				RPI 26-50				RPI 51-100				RPI 101+ Team's RPI: 313			
RPI	S	Opponent	Score	RPI	S	Opponent	Score	RPI	S	Opponent	Score	RPI	S	Opponent	Score
8	A	Mississippi St.	38 110	37	A	Ohio	62 87	59	A	FGCU	61 93	101	N	UAB	61 86
14	A	Maryland	36 93					71	A	West Virginia	37 78	196	A	N.C. A&T	42 66
								95	A	Virginia	41 55	199	A	Marshall	67 88
								96	A	Old Dominion	51 81	206	A	UMES	54 74
								97	A	Minnesota	52 84	220	H	Howard	81 88
												222	H	Bethune-Cookman	65 71
												264	A	Niagara	69 71
												289	A	Norfolk St.	54 51
												289	H	Norfolk St.	63 68
												290	A	South Carolina St.	55 60
												290	H	South Carolina St.	59 75
												304	H	Morgan St.	57 74
												309	H	UMBC	52 57
												337	A	Delaware St.	71 57
												337	H	Delaware St.	85 59
												339	A	N.C. Central	57 62
												346	H	Florida A&M	73 53
												348	A	Savannah St.	57 68
												348	H	Savannah St.	70 76
LAST 12 Division I GAMES:															
289	A	Norfolk St.	54 51	304	H	Morgan St.	57 74								
337	H	Delaware St.	85 59	222	H	Bethune-Cookman	65 71								
220	H	Howard	81 88	346	H	Florida A&M	73 53								
206	A	UMES	54 74	196	A	N.C. A&T	42 66								
290	A	South Carolina St.	55 60	339	A	N.C. Central	57 62								
348	A	Savannah St.	57 68	290	H	South Carolina St.	59 75								

Non-Div I Games:

Coppin St.

■ Loss,
 ■ Non-Conf,
 ■ S Site,
 ■ Home
 ■ A Away
 N Neutral

Average RPI Win: 251	WON-LOST	WINNING	LAST 10	STRENGTH OF	OPP. STRENGTH	TEAM	ADJ.	CONF.	ADJ CONF.
Average RPI Loss: 137	RECORD	PCT. RANK	GAMES	SCHEDULE	OF SCHEDULE	RPI	RPI	RPI	RPI
DIV. I ONLY	11- 12	195	1- 0	212	202	203	203	11	11
DIV. I NON-CONF.	6- 5	143	0- 0	302	322	209	209	11	11
TOTALS	RPI 1-25	RPI 26-50	W-L RECORDS	RPI 51-100	RPI 101-150	RPI 150+			
11- 12	0- 0	0- 0	OVERALL	0- 6	2- 2	9- 4			
8- 4	0- 0	0- 0	HOME	0- 3	1- 0	7- 1			
3- 8	0- 0	0- 0	AWAY	0- 3	1- 2	2- 3			
0- 0	0- 0	0- 0	NEUTRAL	0- 0	0- 0	0- 0			
6- 5	0- 0	0- 0	NON-CONFERENCE	0- 1	0- 2	6- 2			
5- 0	0- 0	0- 0	HOME	0- 0	0- 0	5- 0			
1- 5	0- 0	0- 0	AWAY	0- 1	0- 2	1- 2			
0- 0	0- 0	0- 0	NEUTRAL	0- 0	0- 0	0- 0			
5- 7	0- 0	0- 0	CONFERENCE	0- 5	2- 0	3- 2			
3- 4	0- 0	0- 0	HOME	0- 3	1- 0	2- 1			
2- 3	0- 0	0- 0	AWAY	0- 2	1- 0	1- 1			
0- 0	0- 0	0- 0	NEUTRAL	0- 0	0- 0	0- 0			

RPI S	Opponent	Score	RPI S	Opponent	Score	RPI S	Opponent	Score	RPI S	Opponent	Score	Team's RPI: 203
						55	A Princeton	64 68	125	A Yale	43 41	
						55	H Princeton	46 75	125	H Yale	66 56	
						61	A Penn	58 69	137	A Stony Brook	61 63	
						61	H Penn	46 59	139	A Lehigh	54 67	
						84	H Harvard	61 68	197	H Dartmouth	56 63	
						97	A Minnesota	45 65	207	H Hampton	79 53	
									245	H Albany (NY)	48 34	
									246	A Columbia	57 65	
									246	H Columbia	60 51	
									247	A Binghamton	61 72	
									261	H St. Bonaventure	58 44	
									270	A Colorado St.	53 56	
									285	A Brown	65 53	
									285	H Brown	66 48	
									320	H UMass Lowell	63 54	
									325	A Lafayette	62 59	
									337	H Delaware St.	94 59	
LAST 12 Division I GAMES:												
285	H Brown	66 48	84	H Harvard	61 68							
125	H Yale	66 56	197	H Dartmouth	56 63							
61	A Penn	58 69	55	H Princeton	46 75							
55	A Princeton	64 68	61	H Penn	46 59							
125	A Yale	43 41	246	A Columbia	57 65							
285	A Brown	65 53	246	H Columbia	60 51							

Non-Div I Games:

Cornell

Creighton

Through Games Of March 5, 2019

Average RPI Win:	155	WON-LOST	WINNING	LAST 10	STRENGTH OF	OPP. STRENGTH	TEAM	ADJ.	CONF.	ADJ CONF.
Average RPI Loss:	59	RECORD	PCT. RANK	GAMES	SCHEDULE	OF SCHEDULE	RPI	RPI	RPI	RPI
DIV. I ONLY	14- 15	179	0- 1	46	46	99	99	6	6	
DIV. I NON-CONF.	6- 5	143	0- 0	102	47	99	99	4	4	
TOTALS	RPI 1-25	RPI 26-50	W-L RECORDS	RPI 51-100	RPI 101-150	RPI 150+				
14- 15	2- 4	0- 4	OVERALL	2- 4	4- 3	6- 0				
6- 7	1- 2	0- 2	HOME	2- 1	1- 2	2- 0				
6- 8	1- 2	0- 2	AWAY	0- 3	2- 1	3- 0				
2- 0	0- 0	0- 0	NEUTRAL	0- 0	1- 0	1- 0				
6- 5	0- 2	0- 2	NON-CONFERENCE	1- 1	1- 0	4- 0				
2- 2	0- 1	0- 1	HOME	1- 0	0- 0	1- 0				
2- 3	0- 1	0- 1	AWAY	0- 1	0- 0	2- 0				
2- 0	0- 0	0- 0	NEUTRAL	0- 0	1- 0	1- 0				
8- 10	2- 2	0- 2	CONFERENCE	1- 3	3- 3	2- 0				
4- 5	1- 1	0- 1	HOME	1- 1	1- 2	1- 0				
4- 5	1- 1	0- 1	AWAY	0- 2	2- 1	1- 0				
0- 0	0- 0	0- 0	NEUTRAL	0- 0	0- 0	0- 0				

RPI 1-25				RPI 26-50				RPI 51-100 Team's RPI: 99				RPI 101+			
RPI	S	Opponent	Score	RPI	S	Opponent	Score	RPI	S	Opponent	Score	RPI	S	Opponent	Score
12	A	Marquette	67 85	29	A	South Dakota St.	48 74	60	A	Butler	46 66	118	A	St. John's (NY)	65 63
12	H	Marquette	71 65	36	H	South Dakota	65 77	60	H	Butler	43 75	118	H	St. John's (NY)	45 51
22	H	Drake	69 85	44	A	Villanova	62 67	73	A	Georgetown	53 62	122	A	Providence	73 64
23	A	Florida St.	52 71	44	H	Villanova	52 54	73	H	Georgetown	65 38	122	H	Providence	63 77
24	A	DePaul	85 82					83	H	Nebraska	74 65	127	N	South Fla.	83 76
24	H	DePaul	67 74					87	A	UNI	55 65	128	A	Seton Hall	75 82
												128	H	Seton Hall	80 71
												193	N	Vanderbilt	75 55
												200	A	Xavier	53 52
												200	H	Xavier	66 62
												254	A	Wichita St.	83 71
												317	H	Omaha	66 51
												324	A	North Dakota St.	86 51
LAST 12 Division I GAMES:															
24	H	DePaul	67 74	118	H	St. John's (NY)	45 51								
12	H	Marquette	71 65	44	A	Villanova	62 67								
122	A	Providence	73 64	73	A	Georgetown	53 62								
200	A	Xavier	53 52	122	H	Providence	63 77								
60	A	Butler	46 66	60	H	Butler	43 75								
128	H	Seton Hall	80 71	200	H	Xavier	66 62								

Non-Div I Games:

Creighton

Loss, Non-Conf, S Site, H Home A Away N Neutral

Average RPI Win:	254	WON-LOST	WINNING	LAST 10	STRENGTH OF	OPP. STRENGTH	TEAM	ADJ.	CONF.	ADJ CONF.
Average RPI Loss:	121	RECORD	PCT. RANK	GAMES	SCHEDULE	OF SCHEDULE	RPI	RPI	RPI	RPI
DIV. I ONLY	12- 13	191	0- 1	236	147	197	197	11	11	
DIV. I NON-CONF.	7- 6	153	0- 1	315	236	247	247	11	11	
TOTALS	RPI 1-25	RPI 26-50	W-L RECORDS	RPI 51-100	RPI 101-150	RPI 150+				
12- 13	0- 0	0- 1	OVERALL	0- 7	2- 2	10- 3				
7- 4	0- 0	0- 1	HOME	0- 3	2- 0	5- 0				
5- 7	0- 0	0- 0	AWAY	0- 3	0- 2	5- 2				
0- 2	0- 0	0- 0	NEUTRAL	0- 1	0- 0	0- 1				
7- 6	0- 0	0- 1	NON-CONFERENCE	0- 1	1- 1	6- 3				
5- 1	0- 0	0- 1	HOME	0- 0	1- 0	4- 0				
2- 3	0- 0	0- 0	AWAY	0- 0	0- 1	2- 2				
0- 2	0- 0	0- 0	NEUTRAL	0- 1	0- 0	0- 1				
5- 7	0- 0	0- 0	CONFERENCE	0- 6	1- 1	4- 0				
2- 3	0- 0	0- 0	HOME	0- 3	1- 0	1- 0				
3- 4	0- 0	0- 0	AWAY	0- 3	0- 1	3- 0				
0- 0	0- 0	0- 0	NEUTRAL	0- 0	0- 0	0- 0				

RPI S	Opponent	Score	RPI S	Opponent	Score	RPI S	Opponent	Score	RPI S	Opponent	Score	Team's RPI: 197
32	H Buffalo	69 75	55	A Princeton	47 64	124	A Boston College	68 99				
			55	H Princeton	75 82	125	A Yale	49 64				
			61	A Penn	52 56	125	H Yale	56 54				
			61	H Penn	44 60	148	H Boston U.	64 44				
			66	N Middle Tenn.	58 70	203	A Cornell	63 56				
			84	A Harvard	46 56	246	A Columbia	70 69				
			84	H Harvard	57 73	247	H Binghamton	63 39				
						260	A Cal St. Fullerton	62 67				
						269	A San Diego	76 78				
						278	A Vermont	66 42				
						285	A Brown	81 61				
						285	H Brown	78 43				
						287	H Loyola Maryland	54 41				
						295	N UC Santa Barbara	56 62				
						297	H Fairfield	59 46				
						320	H UMass Lowell	70 54				
						321	A New Hampshire	62 42				
LAST 12 Division I GAMES:												
295	N UC Santa Barbara	56 62	61	H Penn	44 60							
61	A Penn	52 56	246	A Columbia	70 69							
55	A Princeton	47 64	203	A Cornell	63 56							
285	H Brown	78 43	125	A Yale	49 64							
125	H Yale	56 54	285	A Brown	81 61							
55	H Princeton	75 82	84	H Harvard	57 73							

Non-Div I Games:

Dartmouth

■ Loss,
■ Non-Conf,
■ S Site,
■ H Home
■ A Away
N Neutral

Average RPI Win:	209	WON-LOST	WINNING	LAST 10	STRENGTH OF	OPP. STRENGTH	TEAM	ADJ.	CONF.	ADJ CONF.
Average RPI Loss:	152	RECORD	PCT. RANK	GAMES	SCHEDULE	OF SCHEDULE	RPI	RPI	RPI	RPI
DIV. I ONLY	16- 13	149	1- 0	190	165	151	151	17	17	
DIV. I NON-CONF.	5- 7	206	0- 0	138	144	161	161	16	16	
TOTALS	RPI 1-25	RPI 26-50	W-L RECORDS	RPI 51-100	RPI 101-150	RPI 150+				
16- 13	0- 1	0- 0	OVERALL	1- 2	3- 4	12- 6				
9- 4	0- 0	0- 0	HOME	0- 0	1- 2	8- 2				
7- 9	0- 1	0- 0	AWAY	1- 2	2- 2	4- 4				
0- 0	0- 0	0- 0	NEUTRAL	0- 0	0- 0	0- 0				
5- 7	0- 1	0- 0	NON-CONFERENCE	1- 1	1- 2	3- 3				
3- 1	0- 0	0- 0	HOME	0- 0	1- 1	2- 0				
2- 6	0- 1	0- 0	AWAY	1- 1	0- 1	1- 3				
0- 0	0- 0	0- 0	NEUTRAL	0- 0	0- 0	0- 0				
11- 6	0- 0	0- 0	CONFERENCE	0- 1	2- 2	9- 3				
6- 3	0- 0	0- 0	HOME	0- 0	0- 1	6- 2				
5- 3	0- 0	0- 0	AWAY	0- 1	2- 1	3- 1				
0- 0	0- 0	0- 0	NEUTRAL	0- 0	0- 0	0- 0				

RPI	S	Opponent	Score	RPI	S	Opponent	Score	RPI	S	Opponent	Score	RPI	S	Opponent	Score	Team's RPI: 151
7	A	NC State	45 75					55	A	Princeton	57 65	102	A	Fordham	60 56	
								56	A	Clemson	90 80	102	H	Fordham	42 58	
								93	A	VCU	54 61	115	A	Charlotte	66 78	
												116	H	High Point	71 62	
												120	A	Dayton	69 83	
												135	A	Duquesne	62 47	
												149	H	Appalachian St.	78 81	
												158	H	William & Mary	76 65	
												177	H	Saint Louis	60 57	
												187	A	UNC Asheville	56 69	
												201	A	Massachusetts	64 49	
												201	H	Massachusetts	58 70	
												215	A	George Washington	62 42	
												216	A	Elon	72 73	
												224	H	George Mason	67 59	
												229	A	Saint Joseph's	54 66	
												249	A	Gardner-Webb	49 54	
												257	A	Rhode Island	77 67	
												257	H	Rhode Island	58 64	
												261	H	St. Bonaventure	74 49	
												261	H	St. Bonaventure	67 55	
												273	H	Richmond	78 55	
												281	H	La Salle	80 61	
												292	A	Charleston So.	72 34	
												331	H	Presbyterian	83 56	
LAST 12 Division I GAMES:																
261	H	St. Bonaventure	74 49	102	H	Fordham	42 58									
93	A	VCU	54 61	261	H	St. Bonaventure	67 55									
257	H	Rhode Island	58 64	229	A	Saint Joseph's	54 66									
177	H	Saint Louis	60 57	281	H	La Salle	80 61									
120	A	Dayton	69 83	215	A	George Washington	62 42									
201	A	Massachusetts	64 49	102	A	Fordham	60 56									

Non-Div I Games: Queens (NC) 80 47

Davidson

■ Loss,
 ■ Non-Conf,
 ■ S Site,
 ■ Home
 ■ A Away
 N Neutral

Average RPI Win: 199	WON-LOST	WINNING	LAST 10	STRENGTH OF	OPP. STRENGTH	TEAM	ADJ.	CONF.	ADJ CONF.
Average RPI Loss: 104	RECORD	PCT. RANK	GAMES	SCHEDULE	OF SCHEDULE	RPI	RPI	RPI	RPI
DIV. I ONLY	16- 12	134	1- 0	108	128	120	120	17	17
DIV. I NON-CONF.	5- 6	177	0- 0	17	35	90	90	16	16
TOTALS	RPI 1-25	RPI 26-50	W-L RECORDS	RPI 51-100	RPI 101-150	RPI 150+			
16- 12	0- 2	1- 1	OVERALL	2- 3	1- 3	12- 3			
13- 1	0- 0	1- 0	HOME	1- 0	1- 1	10- 0			
2- 10	0- 2	0- 1	AWAY	0- 2	0- 2	2- 3			
1- 1	0- 0	0- 0	NEUTRAL	1- 1	0- 0	0- 0			
5- 6	0- 2	1- 1	NON-CONFERENCE	2- 2	0- 1	2- 0			
4- 1	0- 0	1- 0	HOME	1- 0	0- 1	2- 0			
0- 4	0- 2	0- 1	AWAY	0- 1	0- 0	0- 0			
1- 1	0- 0	0- 0	NEUTRAL	1- 1	0- 0	0- 0			
11- 6	0- 0	0- 0	CONFERENCE	0- 1	1- 2	10- 3			
9- 0	0- 0	0- 0	HOME	0- 0	1- 0	8- 0			
2- 6	0- 0	0- 0	AWAY	0- 1	0- 2	2- 3			
0- 0	0- 0	0- 0	NEUTRAL	0- 0	0- 0	0- 0			

RPI 1-25				RPI 26-50				RPI 51-100				RPI 101+ Team's RPI: 120			
RPI	S	Opponent	Score	RPI	S	Opponent	Score	RPI	S	Opponent	Score	RPI	S	Opponent	Score
14	A	Maryland	71 82	31	A	James Madison	55 68	54	N	Georgia Tech	85 66	102	A	Fordham	48 57
17	A	South Carolina	55 65	32	H	Buffalo	72 59	62	N	Virginia Tech	57 69	102	H	Fordham	72 50
								68	A	Green Bay	35 51	109	H	Northeastern	79 84
								82	H	Toledo	70 49	135	A	Duquesne	57 85
								93	A	VCU	62 64	151	H	Davidson	83 69
												177	A	Saint Louis	65 68
												177	H	Saint Louis	73 57
												201	H	Massachusetts	75 47
												215	A	George Washington	45 46
												215	H	George Washington	62 53
												224	A	George Mason	51 54
												229	H	Saint Joseph's	72 65
												253	H	Colgate	67 58
												257	A	Rhode Island	74 62
												261	A	St. Bonaventure	62 49
												273	H	Richmond	71 50
												281	H	La Salle	84 45
												281	H	La Salle	65 38
												329	H	Evansville	69 30
LAST 12 Division I GAMES:															
281	H	La Salle	65 38	93	A	VCU	62 64	135	A	Duquesne	57 85	273	H	Richmond	71 50
177	H	Saint Louis	73 57	257	A	Rhode Island	74 62	229	H	Saint Joseph's	72 65	177	A	Saint Louis	65 68
102	A	Fordham	48 57	281	H	La Salle	84 45	281	H	La Salle	65 38				
224	A	George Mason	51 54												
151	H	Davidson	83 69												
215	H	George Washington	62 53												

Non-Div I Games:

Dayton

■ Loss,
 ■ Non-Conf, S Site,
 ■ Home
 ■ Away
 N Neutral

Average RPI Win: 127	WON-LOST	WINNING	LAST 10	STRENGTH OF	OPP. STRENGTH	TEAM	ADJ.	CONF.	ADJ CONF.
Average RPI Loss: 38	RECORD	PCT. RANK	GAMES	SCHEDULE	OF SCHEDULE	RPI	RPI	RPI	RPI
DIV. I ONLY	23- 7	44	1- 0	45	27	24	24	6	6
DIV. I NON-CONF.	9- 3	62	0- 0	73	9	37	37	4	4
TOTALS	RPI 1-25	RPI 26-50	W-L RECORDS	RPI 51-100	RPI 101-150	RPI 150+			
23- 7	0- 5	3- 0	OVERALL	7- 1	7- 1	6- 0			
11- 4	0- 2	1- 0	HOME	3- 1	3- 1	4- 0			
10- 2	0- 2	1- 0	AWAY	3- 0	4- 0	2- 0			
2- 1	0- 1	1- 0	NEUTRAL	1- 0	0- 0	0- 0			
9- 3	0- 3	1- 0	NON-CONFERENCE	2- 0	2- 0	4- 0			
5- 1	0- 1	0- 0	HOME	1- 0	1- 0	3- 0			
2- 1	0- 1	0- 0	AWAY	0- 0	1- 0	1- 0			
2- 1	0- 1	1- 0	NEUTRAL	1- 0	0- 0	0- 0			
14- 4	0- 2	2- 0	CONFERENCE	5- 1	5- 1	2- 0			
6- 3	0- 1	1- 0	HOME	2- 1	2- 1	1- 0			
8- 1	0- 1	1- 0	AWAY	3- 0	3- 0	1- 0			
0- 0	0- 0	0- 0	NEUTRAL	0- 0	0- 0	0- 0			

RPI	S	Opponent	Score	RPI	S	Opponent	Score	RPI	S	Opponent	Score	RPI	S	Opponent	Score
1	H	Notre Dame	77 101	35	N	Kansas St.	79 59	55	N	Princeton	82 67	108	H	Northwestern	76 60
6	A	UConn	63 99	44	A	Villanova	66 59	60	A	Butler	86 78	118	A	St. John's (NY)	70 62
10	N	Syracuse	81 83	44	H	Villanova	93 70	60	H	Butler	76 62	118	H	St. John's (NY)	73 64
12	A	Marquette	63 96					68	H	Green Bay	73 64	122	A	Providence	76 61
12	H	Marquette	87 93					73	A	Georgetown	69 64	122	H	Providence	88 62
								73	H	Georgetown	76 71	128	A	Seton Hall	94 85
								99	A	Creighton	74 67	128	H	Seton Hall	73 84
								99	H	Creighton	82 85	145	A	Oklahoma	87 76
												155	H	Temple	102 88
												200	A	Xavier	73 71
												200	H	Xavier	81 48
												243	A	Loyola Chicago	102 76
												302	H	Tennessee St.	95 73
												348	H	Savannah St.	124 61
LAST 12 Division I GAMES:															
				99	A	Creighton	74 67	73	H	Georgetown	76 71				
				122	A	Providence	76 61	44	H	Villanova	93 70				
				60	H	Butler	76 62	12	H	Marquette	87 93				
				200	H	Xavier	81 48	200	A	Xavier	73 71				
				118	A	St. John's (NY)	70 62	60	A	Butler	86 78				
				128	A	Seton Hall	94 85	128	H	Seton Hall	73 84				

Non-Div I Games:

DePaul

RPI 1-25					
RPI	S	Opponent	Score		
14	H	Maryland	53	77	
15	H	UCF	60	71	
RPI 26-50					
RPI	S	Opponent	Score		
31	H	James Madison	43	68	
RPI 51-100					
RPI	S	Opponent	Score		
80	A	Drexel	41	58	
80	H	Drexel	40	57	
87	A	UNI	67	79	
RPI 101+					
RPI	S	Opponent	Team's RPI: Score		
109	A	Northeastern	62	75	
109	H	Northeastern	77	63	
113	H	Towson	48	56	
119	A	UNCW	64	72	
119	H	UNCW	65	53	
142	N	Montana St.	60	69	
148	A	Boston U.	61	72	
156	N	Bradley	47	59	
158	A	William & Mary	70	59	
158	H	William & Mary	68	52	
166	N	Nicholls St.	71	56	
216	A	Elon	74	63	
216	H	Elon	71	59	
224	A	George Mason	46	72	
226	A	Hofstra	78	59	
226	H	Hofstra	57	47	
229	H	Saint Joseph's	48	39	
249	H	Gardner-Webb	69	45	
293	A	Col. of Charleston	72	60	
293	H	Col. of Charleston	74	50	
325	N	Lafayette	65	47	
337	A	Delaware St.	85	77	
LAST 12 Division I GAMES:					
325	N	Lafayette	65	47	
166	N	Nicholls St.	71	56	
158	H	William & Mary	68	52	
216	H	Elon	71	59	
119	A	UNCW	64	72	
293	A	Col. of Charleston	72	60	
226	H	Hofstra	57	47	
109	H	Northeastern	77	63	
80	A	Drexel	41	58	
216	A	Elon	74	63	
158	A	William & Mary	70	59	
293	H	Col. of Charleston	74	50	

Delaware

Average RPI Win:	297	WON-LOST	WINNING	LAST 10	STRENGTH OF	OPP. STRENGTH	TEAM	ADJ.	CONF.	ADJ CONF.
Average RPI Loss:	213	RECORD	PCT. RANK	GAMES	SCHEDULE	OF SCHEDULE	RPI	RPI	RPI	RPI
DIV. I ONLY	5- 19	313	1- 0	298	341	337	337	32	32	
DIV. I NON-CONF.	0- 9	336	0- 0	119	200	320	320	32	32	
TOTALS	RPI 1-25	RPI 26-50	W-L RECORDS	RPI 51-100	RPI 101-150	RPI 150+				
5- 19	0- 0	0- 1	OVERALL	0- 1	0- 2	5- 15				
5- 5	0- 0	0- 1	HOME	0- 0	0- 1	5- 3				
0- 14	0- 0	0- 0	AWAY	0- 1	0- 1	0- 12				
0- 0	0- 0	0- 0	NEUTRAL	0- 0	0- 0	0- 0				
0- 9	0- 0	0- 1	NON-CONFERENCE	0- 1	0- 2	0- 5				
0- 2	0- 0	0- 1	HOME	0- 0	0- 1	0- 0				
0- 7	0- 0	0- 0	AWAY	0- 1	0- 1	0- 5				
0- 0	0- 0	0- 0	NEUTRAL	0- 0	0- 0	0- 0				
5- 10	0- 0	0- 0	CONFERENCE	0- 0	0- 0	5- 10				
5- 3	0- 0	0- 0	HOME	0- 0	0- 0	5- 3				
0- 7	0- 0	0- 0	AWAY	0- 0	0- 0	0- 7				
0- 0	0- 0	0- 0	NEUTRAL	0- 0	0- 0	0- 0				

RPI S	Opponent	Score	RPI S	Opponent	Score	RPI S	Opponent	Score	RPI S	Opponent	Score	Team's RPI: 337
31	H James Madison	57 103	93	A VCU	55 97	118	A St. John's (NY)	44 82	138	H Delaware	77 85	
						155	A Temple	61 75	186	A Robert Morris	63 64	
						196	A N.C. A&T	49 72	196	H N.C. A&T	47 67	
						199	A Marshall	63 75	200	A Xavier	59 80	
						203	A Cornell	59 94	206	H UMES	65 62	
						220	A Howard	62 78	222	A Bethune-Cookman	55 67	
						289	A Norfolk St.	50 63	289	H Norfolk St.	59 56	
						290	H South Carolina St.	60 63	304	H Morgan St.	62 57	
						313	A Coppin St.	59 85	313	H Coppin St.	57 71	
						339	A N.C. Central	64 65	339	H N.C. Central	71 61	
						346	A Florida A&M	52 57	348	H Savannah St.	66 58	
LAST 12 Division I GAMES:												
289	H Norfolk St.	59 56	290	H South Carolina St.	60 63	348	H Savannah St.	66 58	220	A Howard	62 78	
304	H Morgan St.	62 57	348	H Savannah St.	66 58	220	A Howard	62 78	346	A Florida A&M	52 57	
313	A Coppin St.	59 85	220	A Howard	62 78	346	A Florida A&M	52 57	222	A Bethune-Cookman	55 67	
206	H UMES	65 62	346	A Florida A&M	52 57	222	A Bethune-Cookman	55 67	339	H N.C. Central	71 61	
339	A N.C. Central	64 65	222	A Bethune-Cookman	55 67	339	H N.C. Central	71 61				
196	A N.C. A&T	49 72	339	H N.C. Central	71 61							

Non-Div I Games: Post 65 53 Cheyney 79 59

Delaware St.

■ Loss,
 ■ Non-Conf,
 ■ S Site,
 ■ H Home
 ■ A Away
 N Neutral

Average RPI Win: 225		WON-LOST	WINNING	LAST 10	STRENGTH OF	OPP. STRENGTH	TEAM	ADJ.	CONF.	ADJ CONF.
Average RPI Loss: 148		RECORD	PCT. RANK	GAMES	SCHEDULE	OF SCHEDULE	RPI	RPI	RPI	RPI
DIV. I ONLY		17- 12	126	1- 0	219	204	157	157	19	19
DIV. I NON-CONF.		7- 6	153	0- 0	168	174	159	159	19	19
TOTALS	RPI 1-25	RPI 26-50		W-L RECORDS		RPI 51-100	RPI 101-150	RPI 150+		
17- 12	0- 0	2- 3		OVERALL		2- 2	0- 2	13- 5		
13- 2	0- 0	2- 1		HOME		2- 0	0- 0	9- 1		
4- 10	0- 0	0- 2		AWAY		0- 2	0- 2	4- 4		
0- 0	0- 0	0- 0		NEUTRAL		0- 0	0- 0	0- 0		
7- 6	0- 0	1- 0		NON-CONFERENCE		2- 2	0- 2	4- 2		
6- 1	0- 0	1- 0		HOME		2- 0	0- 0	3- 1		
1- 5	0- 0	0- 0		AWAY		0- 2	0- 2	1- 1		
0- 0	0- 0	0- 0		NEUTRAL		0- 0	0- 0	0- 0		
10- 6	0- 0	1- 3		CONFERENCE		0- 0	0- 0	9- 3		
7- 1	0- 0	1- 1		HOME		0- 0	0- 0	6- 0		
3- 5	0- 0	0- 2		AWAY		0- 0	0- 0	3- 3		
0- 0	0- 0	0- 0		NEUTRAL		0- 0	0- 0	0- 0		

RPI 1-25				RPI 26-50				RPI 51-100				RPI 101+				Team's RPI: 157	
RPI	S	Opponent	Score	RPI	S	Opponent	Score	RPI	S	Opponent	Score	RPI	S	Opponent	Score		
				29	A	South Dakota St.	59 76	64	A	Wyoming	74 78	107	A	Northern Colo.	66 74		
				29	H	South Dakota St.	67 83	78	H	American	83 54	144	A	New Mexico St.	64 66		
				36	A	South Dakota	58 73	83	A	Nebraska	71 96	170	A	Oral Roberts	66 74		
				36	H	South Dakota	104 99	100	H	Loyola Marymount	104 75	170	H	Oral Roberts	93 76		
				50	H	Lamar University	117 110					228	A	Western Ill.	78 87		
												228	H	Western Ill.	94 85		
												237	H	UMKC	92 75		
												238	A	North Dakota	92 91		
												238	H	North Dakota	87 66		
												261	H	St. Bonaventure	76 62		
												270	A	Colorado St.	79 84		
												282	H	Samford	83 87		
												283	A	Southern Utah	71 70		
												294	H	Air Force	92 66		
												317	A	Omaha	95 68		
												317	H	Omaha	82 76		
												324	A	North Dakota St.	87 67		
												324	H	North Dakota St.	81 54		
												334	A	Purdue Fort Wayne	55 70		
												334	H	Purdue Fort Wayne	82 62		
LAST 12 Division I GAMES:																	
				317	H	Omaha	82 76	170	A	Oral Roberts	66 74						
				228	H	Western Ill.	94 85	29	H	South Dakota St.	67 83						
				238	A	North Dakota	92 91	334	A	Purdue Fort Wayne	55 70						
				36	A	South Dakota	58 73	170	H	Oral Roberts	93 76						
				334	H	Purdue Fort Wayne	82 62	324	H	North Dakota St.	81 54						
				324	A	North Dakota St.	87 67	29	A	South Dakota St.	59 76						

Non-Div I Games:

Denver

Loss, Non-Conf, S Site, H Home A Away N Neutral

Detroit Mercy

Through Games Of March 5, 2019

Average RPI Win:	315	WON-LOST	WINNING	LAST 10	STRENGTH OF	OPP. STRENGTH	TEAM	ADJ.	CONF.	ADJ CONF.
Average RPI Loss:	174	RECORD	PCT. RANK	GAMES	SCHEDULE	OF SCHEDULE	RPI	RPI	RPI	RPI
DIV. I ONLY	3- 25	344	0- 1	274	209	333	333	20	20	
DIV. I NON-CONF.	1- 9	326	0- 0	254	164	321	321	18	18	
TOTALS	RPI 1-25	RPI 26-50	W-L RECORDS	RPI 51-100	RPI 101-150	RPI 150+				
3- 25	0- 0	0- 2	OVERALL	0- 6	0- 4	3- 13				
1- 11	0- 0	0- 1	HOME	0- 2	0- 2	1- 6				
2- 14	0- 0	0- 1	AWAY	0- 4	0- 2	2- 7				
0- 0	0- 0	0- 0	NEUTRAL	0- 0	0- 0	0- 0				
1- 9	0- 0	0- 2	NON-CONFERENCE	0- 2	0- 0	1- 5				
0- 3	0- 0	0- 1	HOME	0- 0	0- 0	0- 2				
1- 6	0- 0	0- 1	AWAY	0- 2	0- 0	1- 3				
0- 0	0- 0	0- 0	NEUTRAL	0- 0	0- 0	0- 0				
2- 16	0- 0	0- 0	CONFERENCE	0- 4	0- 4	2- 8				
1- 8	0- 0	0- 0	HOME	0- 2	0- 2	1- 4				
1- 8	0- 0	0- 0	AWAY	0- 2	0- 2	1- 4				
0- 0	0- 0	0- 0	NEUTRAL	0- 0	0- 0	0- 0				

RPI S	Opponent	Score	RPI S	Opponent	Score	RPI S	Opponent	Score	RPI S	Opponent	Score	Team's RPI: 333
43	A Michigan	62 95	46	H Miami (OH)	59 78	68	A Green Bay	37 82	117	A Youngstown St.	45 91	
						68	H Green Bay	40 65	117	H Youngstown St.	59 85	
						75	A Wright St.	59 78	130	A IUPUI	47 82	
						75	H Wright St.	73 76	130	H IUPUI	41 58	
						82	A Toledo	60 77	195	A Milwaukee	34 59	
						86	A Ohio St.	41 55	195	H Milwaukee	44 62	
									208	A Eastern Mich.	53 60	
									221	A Bowling Green	73 79	
									239	A Northern Ky.	56 68	
									239	H Northern Ky.	63 81	
									243	A Loyola Chicago	43 52	
									272	H Western Mich.	44 54	
									274	A Manhattan	58 56	
									280	A Cleveland St.	51 67	
									280	H Cleveland St.	49 67	
									308	A Oakland	67 74	
									308	H Oakland	65 76	
									317	H Omaha	42 51	
									336	A UIC	42 36	
									336	H UIC	62 45	
LAST 12 Division I GAMES:												
239	H Northern Ky.	63 81	308	H Oakland	65 76							
75	H Wright St.	73 76	117	A Youngstown St.	45 91							
68	A Green Bay	37 82	280	A Cleveland St.	51 67							
195	A Milwaukee	34 59	75	A Wright St.	59 78							
130	H IUPUI	41 58	239	A Northern Ky.	56 68							
336	H UIC	62 45	195	H Milwaukee	44 62							

Non-Div I Games: Mich.-Dearborn 68 60

Detroit Mercy

Loss, Non-Conf, S Site, H Home A Away N Neutral

Drake

Through Games Of March 5, 2019

Average RPI Win:	168	WON-LOST	WINNING	LAST 10	STRENGTH OF	OPP. STRENGTH	TEAM	ADJ.	CONF.	ADJ CONF.
Average RPI Loss:	23	RECORD	PCT. RANK	GAMES	SCHEDULE	OF SCHEDULE	RPI	RPI	RPI	RPI
DIV. I ONLY	22- 5	20	1- 0	59	83	22	22	13	13	
DIV. I NON-CONF.	7- 4	108	1- 0	8	2	11	11	15	15	
TOTALS	RPI 1-25	RPI 26-50	W-L RECORDS	RPI 51-100	RPI 101-150	RPI 150+				
22- 5	2- 3	1- 1	OVERALL	5- 1	1- 0	13- 0				
8- 2	0- 1	1- 0	HOME	1- 1	1- 0	5- 0				
12- 2	0- 1	0- 1	AWAY	4- 0	0- 0	8- 0				
2- 1	2- 1	0- 0	NEUTRAL	0- 0	0- 0	0- 0				
7- 4	2- 3	1- 1	NON-CONFERENCE	2- 0	1- 0	1- 0				
2- 1	0- 1	1- 0	HOME	0- 0	1- 0	0- 0				
3- 2	0- 1	0- 1	AWAY	2- 0	0- 0	1- 0				
2- 1	2- 1	0- 0	NEUTRAL	0- 0	0- 0	0- 0				
15- 1	0- 0	0- 0	CONFERENCE	3- 1	0- 0	12- 0				
6- 1	0- 0	0- 0	HOME	1- 1	0- 0	5- 0				
9- 0	0- 0	0- 0	AWAY	2- 0	0- 0	7- 0				
0- 0	0- 0	0- 0	NEUTRAL	0- 0	0- 0	0- 0				

RPI	S	Opponent	Score
1	N	Notre Dame	64 82
9	H	Iowa	82 91
11	A	Iowa St.	81 86
17	N	South Carolina	90 85
25	N	Rutgers	69 59

RPI	S	Opponent	Score
29	A	South Dakota St.	71 80
36	H	South Dakota	76 64

RPI	S	Opponent	Score
65	A	Missouri St.	70 61
65	H	Missouri St.	79 85
83	A	Nebraska	83 77
87	A	UNI	88 64
87	H	UNI	76 61
99	A	Creighton	85 69

RPI	S	Opponent	Score
141	H	CSUN	73 63
156	A	Bradley	92 63
160	A	Southern Ill.	71 64
160	H	Southern Ill.	94 66
161	A	Illinois St.	82 64
212	A	Indiana St.	70 68
212	H	Indiana St.	96 77
228	A	Western Ill.	98 71
243	A	Loyola Chicago	83 55
243	H	Loyola Chicago	69 60
311	A	Valparaiso	88 62
311	H	Valparaiso	84 53
329	A	Evansville	78 47
329	H	Evansville	66 39

LAST 12 Division I GAMES:

17	N	South Carolina	90 85	87	H	UNI	76 61
1	N	Notre Dame	64 82	243	A	Loyola Chicago	83 55
65	A	Missouri St.	70 61	311	A	Valparaiso	88 62
160	A	Southern Ill.	71 64	160	H	Southern Ill.	94 66
212	H	Indiana St.	96 77	65	H	Missouri St.	79 85
329	H	Evansville	66 39	329	A	Evansville	78 47

Non-Div I Games: Clarke 91 43

Drake

■ Loss,
 ■ Non-Conf, S Site,
 ■ Home
 ■ Away
 N Neutral

Average RPI Win:	202	WON-LOST	WINNING	LAST 10	STRENGTH OF	OPP. STRENGTH	TEAM	ADJ.	CONF.	ADJ CONF.
Average RPI Loss:	81	RECORD	PCT. RANK	GAMES	SCHEDULE	OF SCHEDULE	RPI	RPI	RPI	RPI
DIV. I ONLY	21- 6	37	1- 0	141	134	80	80	10	10	
DIV. I NON-CONF.	8- 3	72	1- 0	131	252	85	85	10	10	
TOTALS	RPI 1-25	RPI 26-50	W-L RECORDS	RPI 51-100	RPI 101-150	RPI 150+				
21- 6	0- 0	1- 2	OVERALL	0- 2	6- 1	14- 1				
9- 5	0- 0	1- 2	HOME	0- 1	3- 1	5- 1				
11- 0	0- 0	0- 0	AWAY	0- 0	3- 0	8- 0				
1- 1	0- 0	0- 0	NEUTRAL	0- 1	0- 0	1- 0				
8- 3	0- 0	1- 1	NON-CONFERENCE	0- 2	0- 0	7- 0				
3- 2	0- 0	1- 1	HOME	0- 1	0- 0	2- 0				
4- 0	0- 0	0- 0	AWAY	0- 0	0- 0	4- 0				
1- 1	0- 0	0- 0	NEUTRAL	0- 1	0- 0	1- 0				
13- 3	0- 0	0- 1	CONFERENCE	0- 0	6- 1	7- 1				
6- 3	0- 0	0- 1	HOME	0- 0	3- 1	3- 1				
7- 0	0- 0	0- 0	AWAY	0- 0	3- 0	4- 0				
0- 0	0- 0	0- 0	NEUTRAL	0- 0	0- 0	0- 0				

RPI 1-25			RPI 26-50			RPI 51-100			Team's RPI: 80			RPI 101+			
RPI	S	Opponent	Score	RPI	S	Opponent	Score	RPI	S	Opponent	Score	RPI	S	Opponent	Score
				31	H	James Madison	35 51	61	H	Penn	39 55	109	A	Northeastern	61 59
				40	H	Bucknell	64 42	75	N	Wright St.	63 71	109	H	Northeastern	76 45
				45	H	Quinnipiac	52 56					113	H	Towson	54 55
												119	A	UNCW	65 53
												119	H	UNCW	67 55
												138	A	Delaware	57 40
												138	H	Delaware	58 41
												158	A	William & Mary	62 58
												158	H	William & Mary	72 77
												216	A	Elon	59 44
												216	H	Elon	68 45
												226	A	Hofstra	61 49
												226	H	Hofstra	62 39
												229	H	Saint Joseph's	51 34
												249	H	Gardner-Webb	65 48
												266	N	Siena	51 39
												273	A	Richmond	58 35
												274	A	Manhattan	53 39
												278	A	Vermont	60 44
												281	A	La Salle	58 43
												293	A	Col. of Charleston	65 42
												293	H	Col. of Charleston	76 53
LAST 12 Division I GAMES:															
				278	A	Vermont	60 44					226	H	Hofstra	62 39
				216	H	Elon	68 45					138	H	Delaware	58 41
				158	H	William & Mary	72 77					158	A	William & Mary	62 58
				293	A	Col. of Charleston	65 42					216	A	Elon	59 44
				119	A	UNCW	65 53					119	H	UNCW	67 55
				109	H	Northeastern	76 45					293	H	Col. of Charleston	76 53

Non-Div I Games:

Drexel

Average RPI Win:	129	WON-LOST	WINNING	LAST 10	STRENGTH OF	OPP. STRENGTH	TEAM	ADJ.	CONF.	ADJ CONF.
Average RPI Loss:	51	RECORD	PCT. RANK	GAMES	SCHEDULE	OF SCHEDULE	RPI	RPI	RPI	RPI
DIV. I ONLY	14- 14	172	0- 1	30	3	79	79	1	1	
DIV. I NON-CONF.	8- 4	91	0- 1	95	42	58	58	1	1	
TOTALS	RPI 1-25	RPI 26-50	W-L RECORDS	RPI 51-100	RPI 101-150	RPI 150+				
14- 14	0- 7	2- 1	OVERALL	3- 3	4- 2	5- 1				
9- 4	0- 3	1- 0	HOME	2- 1	3- 0	3- 0				
4- 8	0- 4	1- 0	AWAY	1- 2	1- 2	1- 0				
1- 2	0- 0	0- 1	NEUTRAL	0- 0	0- 0	1- 1				
8- 4	0- 1	0- 1	NON-CONFERENCE	2- 0	1- 1	5- 1				
5- 0	0- 0	0- 0	HOME	1- 0	1- 0	3- 0				
2- 2	0- 1	0- 0	AWAY	1- 0	0- 1	1- 0				
1- 2	0- 0	0- 1	NEUTRAL	0- 0	0- 0	1- 1				
6- 10	0- 6	2- 0	CONFERENCE	1- 3	3- 1	0- 0				
4- 4	0- 3	1- 0	HOME	1- 1	2- 0	0- 0				
2- 6	0- 3	1- 0	AWAY	0- 2	1- 1	0- 0				
0- 0	0- 0	0- 0	NEUTRAL	0- 0	0- 0	0- 0				

RPI 1-25				RPI 26-50				RPI 51-100 Team's RPI: 79				RPI 101+			
RPI	S	Opponent	Score	RPI	S	Opponent	Score	RPI	S	Opponent	Score	RPI	S	Opponent	Score
1	A	Notre Dame	61 89	28	N	Missouri	54 62	54	A	Georgia Tech	64 70	108	A	Northwestern	58 84
3	H	Louisville	51 73	39	A	North Carolina	85 69	56	H	Clemson	63 59	121	H	Pittsburgh	74 55
7	A	NC State	51 63	39	H	North Carolina	62 44	57	A	Maine	66 63	124	A	Boston College	90 92
10	H	Syracuse	55 64					59	H	FGCU	57 41	126	H	Marist	64 56
18	H	Miami (FL)	50 58					62	H	Virginia Tech	57 64	143	A	Wake Forest	55 44
19	A	Oregon St.	57 71					95	A	Virginia	47 53	143	H	Wake Forest	66 52
23	A	Florida St.	62 66									164	N	Washington	64 71
												190	A	Wisconsin	60 53
												194	H	UNLV	66 38
												204	H	East Carolina	83 66
												216	H	Elon	81 64
												223	N	Ball St.	79 62
LAST 12 Division I GAMES:															
				28	N	Missouri	54 62	62	H	Virginia Tech	57 64				
				223	N	Ball St.	79 62	95	A	Virginia	47 53				
				39	H	North Carolina	62 44	39	A	North Carolina	85 69				
				56	H	Clemson	63 59	121	H	Pittsburgh	74 55				
				143	A	Wake Forest	55 44	124	A	Boston College	90 92				
				1	A	Notre Dame	61 89	10	H	Syracuse	55 64				

Non-Div I Games:

Duke

■ Loss,
 ■ Non-Conf,
 ■ S Site,
 ■ H Home
 ■ A Away
 N Neutral

RPI 1-25					
RPI	S	Opponent	Score		
10	N	Syracuse	71	87	
15	H	UCF	63	71	
RPI 26-50					
RPI	S	Opponent	Score		
27	A	Texas	41	78	
RPI 51-100					
RPI	S	Opponent	Score		
51	A	TCU	48	61	
82	A	Toledo	52	65	
90	A	Kent St.	77	72	
93	H	VCU	71	68	
RPI 101+					
RPI	S	Opponent	Score		
102	A	Fordham	46	57	
120	H	Dayton	85	57	
121	H	Pittsburgh	58	66	
134	A	Penn St.	64	58	
151	H	Davidson	47	62	
155	H	Temple	54	53	
177	H	Saint Louis	63	67	
191	N	Liberty	51	55	
201	A	Massachusetts	66	69	
213	A	Saint Francis (PA)	93	73	
215	A	George Washington	64	53	
215	H	George Washington	54	55	
224	A	George Mason	60	57	
229	A	Saint Joseph's	67	56	
229	H	Saint Joseph's	81	73	
231	H	ETSU	66	58	
240	H	Mt. St. Mary's	73	64	
257	A	Rhode Island	75	58	
257	H	Rhode Island	106	69	
261	A	St. Bonaventure	60	54	
261	H	St. Bonaventure	80	64	
273	H	Richmond	80	54	
281	A	La Salle	66	62	

Non-Div I Games:

Average RPI Win: 256	WON-LOST	WINNING	LAST 10	STRENGTH OF	OPP. STRENGTH	TEAM	ADJ.	CONF.	ADJ CONF.
Average RPI Loss: 127	RECORD	PCT. RANK	GAMES	SCHEDULE	OF SCHEDULE	RPI	RPI	RPI	RPI
DIV. I ONLY	10- 20	265	0- 2	111	222	231	231	27	27
DIV. I NON-CONF.	2- 14	319	0- 2	22	108	220	220	24	24
TOTALS	RPI 1-25	RPI 26-50	W-L RECORDS	RPI 51-100	RPI 101-150	RPI 150+			
10- 20	0- 2	0- 1	OVERALL	0- 5	1- 6	9- 6			
8- 5	0- 0	0- 0	HOME	0- 2	1- 2	7- 1			
2- 12	0- 0	0- 1	AWAY	0- 3	0- 3	2- 5			
0- 3	0- 2	0- 0	NEUTRAL	0- 0	0- 1	0- 0			
2- 14	0- 2	0- 1	NON-CONFERENCE	0- 5	1- 4	1- 2			
2- 4	0- 0	0- 0	HOME	0- 2	1- 1	1- 1			
0- 7	0- 0	0- 1	AWAY	0- 3	0- 2	0- 1			
0- 3	0- 2	0- 0	NEUTRAL	0- 0	0- 1	0- 0			
8- 6	0- 0	0- 0	CONFERENCE	0- 0	0- 2	8- 4			
6- 1	0- 0	0- 0	HOME	0- 0	0- 1	6- 0			
2- 5	0- 0	0- 0	AWAY	0- 0	0- 1	2- 4			
0- 0	0- 0	0- 0	NEUTRAL	0- 0	0- 0	0- 0			

RPI 1-25				RPI 26-50				RPI 51-100				RPI 101+				Team's RPI: 231	
RPI	S	Opponent	Score	RPI	S	Opponent	Score	RPI	S	Opponent	Score	RPI	S	Opponent	Score		
17	N	South Carolina	55 101	41	A	Michigan St.	53 75	63	A	Tennessee	61 80	104	A	South Alabama	74 81		
25	N	Rutgers	44 68					72	A	Cincinnati	64 77	114	N	Western Ky.	68 82		
								85	A	Radford	64 79	116	H	High Point	65 73		
								91	H	Troy	66 84	135	A	Duquesne	58 66		
								98	H	Houston	77 84	136	A	Mercer	41 64		
												136	H	Mercer	77 83		
												149	H	Appalachian St.	95 64		
												169	A	Chattanooga	67 76		
												169	H	Chattanooga	64 54		
												187	A	UNC Asheville	55 56		
												191	H	Liberty	86 89		
												196	H	N.C. A&T	61 56		
												202	A	Furman	55 57		
												202	H	Furman	75 70		
												267	A	Wofford	74 77		
												267	H	Wofford	92 79		
												282	A	Samford	58 79		
												282	H	Samford	71 50		
												307	A	UNC Greensboro	72 67		
												307	H	UNC Greensboro	85 76		
												341	A	Western Caro.	72 41		
												341	H	Western Caro.	88 80		
LAST 12 Division I GAMES:																	
									</								

Non-Div I Games:

ETSU

■ Loss,
 ■ Non-Conf,
 ■ S Site,
 ■ Home
 ■ A Away
 N Neutral

East Carolina

Through Games Of March 5, 2019

Average RPI Win:	242	WON-LOST	WINNING	LAST 10	STRENGTH OF	OPP. STRENGTH	TEAM	ADJ.	CONF.	ADJ CONF.
Average RPI Loss:	126	RECORD	PCT. RANK	GAMES	SCHEDULE	OF SCHEDULE	RPI	RPI	RPI	RPI
DIV. I ONLY	15- 14	165	1- 0	261	121	204	204	9	9	
DIV. I NON-CONF.	9- 4	85	0- 0	311	266	192	192	8	8	
TOTALS	RPI 1-25	RPI 26-50	W-L RECORDS	RPI 51-100	RPI 101-150	RPI 150+				
15- 14	0- 2	0- 0	OVERALL	0- 3	1- 3	14- 6				
11- 5	0- 1	0- 0	HOME	0- 1	1- 2	10- 1				
2- 9	0- 1	0- 0	AWAY	0- 2	0- 1	2- 5				
2- 0	0- 0	0- 0	NEUTRAL	0- 0	0- 0	2- 0				
9- 4	0- 0	0- 0	NON-CONFERENCE	0- 1	1- 2	8- 1				
7- 1	0- 0	0- 0	HOME	0- 0	1- 1	6- 0				
0- 3	0- 0	0- 0	AWAY	0- 1	0- 1	0- 1				
2- 0	0- 0	0- 0	NEUTRAL	0- 0	0- 0	2- 0				
6- 10	0- 2	0- 0	CONFERENCE	0- 2	0- 1	6- 5				
4- 4	0- 1	0- 0	HOME	0- 1	0- 1	4- 1				
2- 6	0- 1	0- 0	AWAY	0- 1	0- 0	2- 4				
0- 0	0- 0	0- 0	NEUTRAL	0- 0	0- 0	0- 0				

RPI	S	Opponent	Score	RPI	S	Opponent	Score	RPI	S	Opponent	Score	RPI	S	Opponent	Score	Team's RPI: 204
6	A	UConn	55 118					72	H	Cincinnati	57 68	115	A	Charlotte	46 52	
15	H	UCF	58 61					79	A	Duke	66 83	119	H	UNCW	68 71	
								98	A	Houston	52 63	127	H	South Fla.	50 63	
												143	H	Wake Forest	70 61	
												155	A	Temple	62 84	
												158	A	William & Mary	43 63	
												165	A	Tulane	57 68	
												165	H	Tulane	63 61	
												167	A	Tulsa	64 60	
												167	H	Tulsa	55 75	
												191	H	Liberty	66 63	
												206	H	UMES	84 69	
												214	A	SMU	64 54	
												214	H	SMU	67 61	
												230	H	Monmouth	73 67	
												233	A	Memphis	46 58	
												233	H	Memphis	68 59	
												254	A	Wichita St.	47 57	
												254	H	Wichita St.	78 56	
												290	N	South Carolina St.	71 63	
												310	H	Kennesaw St.	68 56	
												335	H	Grand Canyon	59 47	
												338	N	Longwood	61 52	
												340	H	USC Upstate	63 53	
LAST 12 Division I GAMES:																
214	H	SMU	67 61	233	H	Memphis	68 59									
167	A	Tulsa	64 60	6	A	UConn	55 118									
72	H	Cincinnati	57 68	165	H	Tulane	63 61									
127	H	South Fla.	50 63	254	A	Wichita St.	47 57									
98	A	Houston	52 63	155	A	Temple	62 84									
214	A	SMU	64 54	15	H	UCF	58 61									

Non-Div I Games:

East Carolina

Loss, Non-Conf, S Site, H Home A Away N Neutral

Average RPI Win:	245	WON-LOST	WINNING	LAST 10	STRENGTH OF	OPP. STRENGTH	TEAM	ADJ.	CONF.	ADJ CONF.
Average RPI Loss:	189	RECORD	PCT. RANK	GAMES	SCHEDULE	OF SCHEDULE	RPI	RPI	RPI	RPI
DIV. I ONLY	8- 18	273	0- 1	225	294	291	291	22	22	
DIV. I NON-CONF.	3- 5	227	0- 0	260	257	243	243	22	22	
TOTALS	RPI 1-25	RPI 26-50	W-L RECORDS	RPI 51-100	RPI 101-150	RPI 150+				
8- 18	0- 0	0- 0	OVERALL	0- 2	1- 3	7- 13				
6- 5	0- 0	0- 0	HOME	0- 0	1- 1	5- 4				
1- 13	0- 0	0- 0	AWAY	0- 2	0- 2	1- 9				
1- 0	0- 0	0- 0	NEUTRAL	0- 0	0- 0	1- 0				
3- 5	0- 0	0- 0	NON-CONFERENCE	0- 1	0- 1	3- 3				
2- 0	0- 0	0- 0	HOME	0- 0	0- 0	2- 0				
0- 5	0- 0	0- 0	AWAY	0- 1	0- 1	0- 3				
1- 0	0- 0	0- 0	NEUTRAL	0- 0	0- 0	1- 0				
5- 13	0- 0	0- 0	CONFERENCE	0- 1	1- 2	4- 10				
4- 5	0- 0	0- 0	HOME	0- 0	1- 1	3- 4				
1- 8	0- 0	0- 0	AWAY	0- 1	0- 1	1- 6				
0- 0	0- 0	0- 0	NEUTRAL	0- 0	0- 0	0- 0				

RPI S	Opponent	Score	RPI S	Opponent	Score	RPI S	Opponent	Score	RPI S	Opponent	Score	Team's RPI: 291
						58	A Belmont	57 98	105	A Northern Ill.	59 78	
						60	A Butler	37 72	123	A UT Martin	66 90	
									123	H UT Martin	77 71	
									131	H Morehead St.	57 67	
									154	A Tennessee Tech	88 99	
									154	H Tennessee Tech	51 68	
									156	A Bradley	64 67	
									160	A Southern Ill.	59 73	
									210	A Jacksonville St.	49 78	
									210	H Jacksonville St.	52 49	
									212	H Indiana St.	63 39	
									228	N Western Ill.	64 62	
									235	A SIUE	62 78	
									235	H SIUE	56 65	
									241	A Southeast Mo. St.	57 72	
									241	H Southeast Mo. St.	54 80	
									258	A Austin Peay	67 57	
									258	H Austin Peay	60 73	
									259	A Murray St.	51 60	
									259	H Murray St.	75 67	
									302	A Tennessee St.	66 70	
									311	A Valparaiso	60 62	
									332	H Eastern Ky.	80 60	
									334	H Purdue Fort Wayne	72 63	
LAST 12 Division I GAMES:												
			154	H Tennessee Tech	51 68		258	A Austin Peay	67 57			
			210	H Jacksonville St.	52 49		259	A Murray St.	51 60			
			302	A Tennessee St.	66 70		131	H Morehead St.	57 67			
			58	A Belmont	57 98		332	H Eastern Ky.	80 60			
			241	H Southeast Mo. St.	54 80		241	A Southeast Mo. St.	57 72			
			235	A SIUE	62 78		123	A UT Martin	66 90			

Non-Div I Games: Lincoln Christian 97 34 Eureka 104 48 Oakland City 102 43

Eastern Ill.

Loss, Non-Conf, S Site, H Home A Away N Neutral

Eastern Ky.

Through Games Of March 5, 2019

Average RPI Win:	0	WON-LOST	WINNING	LAST 10	STRENGTH OF	OPP. STRENGTH	TEAM	ADJ.	CONF.	ADJ CONF.
Average RPI Loss:	174	RECORD	PCT. RANK	GAMES	SCHEDULE	OF SCHEDULE	RPI	RPI	RPI	RPI
DIV. I ONLY	0- 27	351	0- 1	109	270	332	332	22	22	
DIV. I NON-CONF.	0- 9	336	0- 1	27	186	276	276	22	22	
TOTALS	RPI 1-25	RPI 26-50	W-L RECORDS	RPI 51-100	RPI 101-150	RPI 150+				
0- 27	0- 1	0- 2	OVERALL	0- 4	0- 4	0- 16				
0- 11	0- 0	0- 0	HOME	0- 1	0- 2	0- 8				
0- 14	0- 0	0- 2	AWAY	0- 2	0- 2	0- 8				
0- 2	0- 1	0- 0	NEUTRAL	0- 1	0- 0	0- 0				
0- 9	0- 1	0- 2	NON-CONFERENCE	0- 2	0- 1	0- 3				
0- 2	0- 0	0- 0	HOME	0- 0	0- 0	0- 2				
0- 5	0- 0	0- 2	AWAY	0- 1	0- 1	0- 1				
0- 2	0- 1	0- 0	NEUTRAL	0- 1	0- 0	0- 0				
0- 18	0- 0	0- 0	CONFERENCE	0- 2	0- 3	0- 13				
0- 9	0- 0	0- 0	HOME	0- 1	0- 2	0- 6				
0- 9	0- 0	0- 0	AWAY	0- 1	0- 1	0- 7				
0- 0	0- 0	0- 0	NEUTRAL	0- 0	0- 0	0- 0				

RPI S	Opponent	Score	RPI S	Opponent	Score	RPI S	Opponent	Score	RPI S	Opponent	Score	Team's RPI: 332
23 N	Florida St.	45 62	37 A	Ohio	60 100	58 A	Belmont	43 69	123 H	UT Martin	61 87	
			46 A	Miami (OH)	44 60	58 H	Belmont	52 87	131 A	Morehead St.	52 68	
						71 A	West Virginia	29 78	131 H	Morehead St.	61 64	
						71 N	West Virginia	39 81	140 A	Akron	54 63	
									154 A	Tennessee Tech	57 77	
									154 H	Tennessee Tech	68 81	
									177 H	Saint Louis	43 70	
									210 A	Jacksonville St.	64 69	
									210 H	Jacksonville St.	44 53	
									224 H	George Mason	75 91	
									235 A	SIUE	55 74	
									241 H	Southeast Mo. St.	42 52	
									258 A	Austin Peay	65 100	
									258 H	Austin Peay	60 80	
									259 A	Murray St.	63 81	
									259 H	Murray St.	63 76	
									272 A	Western Mich.	53 64	
									291 A	Eastern Ill.	60 80	
									302 A	Tennessee St.	38 60	
									302 H	Tennessee St.	31 57	
LAST 12 Division I GAMES:												
71 N	West Virginia	39 81	259 H	Murray St.	63 76							
131 H	Morehead St.	61 64	302 H	Tennessee St.	31 57							
258 H	Austin Peay	60 80	58 H	Belmont	52 87							
210 A	Jacksonville St.	64 69	235 A	SIUE	55 74							
154 A	Tennessee Tech	57 77	291 A	Eastern Ill.	60 80							
131 A	Morehead St.	52 68	154 H	Tennessee Tech	68 81							

Non-Div I Games: Brescia 70 41 Ky. Christian 90 35

Eastern Ky.

Loss, Non-Conf, S Site, H Home A Away N Neutral

RPI 1-25				RPI 26-50				RPI 51-100				RPI 101+				Team's RPI: 208	
RPI	S	Opponent	Score	RPI	S	Opponent	Score	RPI	S	Opponent	Score	RPI	S	Opponent	Score		
11	N	Iowa St.	59 85	26	A	Central Mich.	61 71	60	N	Butler	63 73	105	A	Northern Ill.	60 70		
				26	H	Central Mich.	60 87	82	A	Toledo	43 63	105	H	Northern Ill.	65 68		
				32	H	Buffalo	84 91	90	A	Kent St.	64 71	140	A	Akron	72 60		
				37	A	Ohio	44 85	90	H	Kent St.	54 67	140	H	Akron	67 60		
				46	A	Miami (OH)	58 63					161	H	Illinois St.	50 41		
												211	A	Illinois	66 72		
												221	H	Bowling Green	81 74		
												223	H	Ball St.	56 53		
												272	A	Western Mich.	68 71		
												272	H	Western Mich.	64 61		
												280	H	Cleveland St.	69 63		
												307	N	UNC Greensboro	44 49		
												333	H	Detroit Mercy	60 53		
												334	A	Purdue Fort Wayne	87 72		
												336	H	UIC	52 38		
												338	A	Longwood	64 45		
LAST 12 Division I GAMES:																	
				26	H	Central Mich.	60 87	82	A	Toledo	43 63						
				105	A	Northern Ill.	60 70	46	A	Miami (OH)	58 63						
				272	A	Western Mich.	68 71	105	H	Northern Ill.	65 68						
				140	H	Akron	67 60	26	A	Central Mich.	61 71						
				223	H	Ball St.	56 53	221	H	Bowling Green	81 74						
				90	H	Kent St.	54 67	37	A	Ohio	44 85						

Non-Div I Games:	Northwood	53	39
------------------	-----------	----	----

Average RPI Win:	218	WON-LOST	WINNING	LAST 10	STRENGTH OF	OPP. STRENGTH	TEAM	ADJ.	CONF.	ADJ CONF.
Average RPI Loss:	122	RECORD	PCT. RANK	GAMES	SCHEDULE	OF SCHEDULE	RPI	RPI	RPI	RPI
DIV. I ONLY	9- 17	258	0- 1	80	172	179	179	16	16	
DIV. I NON-CONF.	0- 8	336	0- 0	12	115	234	234	13	13	
TOTALS	RPI 1-25	RPI 26-50	W-L RECORDS	RPI 51-100	RPI 101-150	RPI 150+				
9- 17	0- 2	0- 2	OVERALL	0- 3	2- 7	7- 3				
3- 8	0- 1	0- 0	HOME	0- 2	0- 4	3- 1				
6- 7	0- 0	0- 2	AWAY	0- 1	2- 2	4- 2				
0- 2	0- 1	0- 0	NEUTRAL	0- 0	0- 1	0- 0				
0- 8	0- 2	0- 2	NON-CONFERENCE	0- 1	0- 2	0- 1				
0- 3	0- 1	0- 0	HOME	0- 1	0- 1	0- 0				
0- 3	0- 0	0- 2	AWAY	0- 0	0- 0	0- 1				
0- 2	0- 1	0- 0	NEUTRAL	0- 0	0- 1	0- 0				
9- 9	0- 0	0- 0	CONFERENCE	0- 2	2- 5	7- 2				
3- 5	0- 0	0- 0	HOME	0- 1	0- 3	3- 1				
6- 4	0- 0	0- 0	AWAY	0- 1	2- 2	4- 1				
0- 0	0- 0	0- 0	NEUTRAL	0- 0	0- 0	0- 0				

RPI 1-25			RPI 26-50			RPI 51-100			RPI 101+			Team's RPI: 179
RPI	S	Opponent	Score	RPI	S	Opponent	Score	RPI	S	Opponent	Score	Score
13	H	Gonzaga	51 63	34	A	BYU	65 80	67	A	Idaho	68 84	107 A Northern Colo. 76 72
19	N	Oregon St.	45 93	47	A	Boise St.	55 67	67	H	Idaho	74 75	107 H Northern Colo. 62 67
								76	H	Utah	51 95	111 H Fresno St. 58 68
												112 A Idaho St. 48 63
												132 A Portland St. 57 76
												132 H Portland St. 64 76
												142 A Montana St. 89 87
												142 H Montana St. 47 61
												147 N UC Riverside 45 57
												188 A Montana 68 62
												188 H Montana 67 64
												242 A Northern Ariz. 64 62
												242 H Northern Ariz. 81 76
												255 A Sacramento St. 71 62
												255 H Sacramento St. 70 73
												283 A Southern Utah 63 73
												283 H Southern Utah 80 66
												319 A Weber St. 64 58
												323 A Cal Poly 55 59
LAST 12 Division I GAMES:												
132	A	Portland St.	57 76	188	H	Montana	67 64					
255	A	Sacramento St.	71 62	142	H	Montana St.	47 61					
242	H	Northern Ariz.	81 76	242	A	Northern Ariz.	64 62					
283	H	Southern Utah	80 66	283	A	Southern Utah	63 73					
67	H	Idaho	74 75	255	H	Sacramento St.	70 73					
107	A	Northern Colo.	76 72	132	H	Portland St.	64 76					

Non-Div I Games: Eastern Ore. 66 45

Eastern Wash.

■ Loss,
■ Non-Conf,
■ S Site,
■ H Home
■ A Away
N Neutral

Average RPI Win:	244	WON-LOST	WINNING	LAST 10	STRENGTH OF	OPP. STRENGTH	TEAM	ADJ.	CONF.	ADJ CONF.
Average RPI Loss:	112	RECORD	PCT. RANK	GAMES	SCHEDULE	OF SCHEDULE	RPI	RPI	RPI	RPI
DIV. I ONLY	7- 19	289	0- 1	84	149	216	216	10	10	
DIV. I NON-CONF.	4- 6	212	0- 0	111	248	184	184	10	10	
TOTALS	RPI 1-25	RPI 26-50	W-L RECORDS	RPI 51-100	RPI 101-150	RPI 150+				
7- 19	0- 0	0- 4	OVERALL	0- 3	0- 9	7- 3				
3- 9	0- 0	0- 3	HOME	0- 1	0- 4	3- 1				
4- 10	0- 0	0- 1	AWAY	0- 2	0- 5	4- 2				
0- 0	0- 0	0- 0	NEUTRAL	0- 0	0- 0	0- 0				
4- 6	0- 0	0- 2	NON-CONFERENCE	0- 1	0- 2	4- 1				
2- 3	0- 0	0- 2	HOME	0- 0	0- 1	2- 0				
2- 3	0- 0	0- 0	AWAY	0- 1	0- 1	2- 1				
0- 0	0- 0	0- 0	NEUTRAL	0- 0	0- 0	0- 0				
3- 13	0- 0	0- 2	CONFERENCE	0- 2	0- 7	3- 2				
1- 6	0- 0	0- 1	HOME	0- 1	0- 3	1- 1				
2- 7	0- 0	0- 1	AWAY	0- 1	0- 4	2- 1				
0- 0	0- 0	0- 0	NEUTRAL	0- 0	0- 0	0- 0				

RPI S	Opponent	Score	RPI S	Opponent	Score	RPI S	Opponent	Score	RPI S	Opponent	Score	Team's RPI: 216
31	A James Madison	30 82	79	A Duke	64 81	109	A Northeastern	71 79				
31	H James Madison	46 74	80	A Drexel	45 68	113	A Towson	58 59				
39	H North Carolina	69 100	80	H Drexel	44 59	113	H Towson	50 59				
48	H Auburn	44 96				119	A UNCW	51 76				
						119	H UNCW	70 75				
						126	H Marist	57 61				
						138	A Delaware	59 71				
						138	H Delaware	63 74				
						149	A Appalachian St.	62 65				
						151	H Davidson	73 72				
						158	A William & Mary	60 65				
						158	H William & Mary	59 64				
						196	H N.C. A&T	73 64				
						207	A Hampton	77 62				
						226	A Hofstra	77 64				
						293	A Col. of Charleston	72 52				
						293	H Col. of Charleston	76 68				
						296	A Winthrop	57 58				
						339	A N.C. Central	83 54				
LAST 12 Division I GAMES:												
80	A Drexel	45 68	119	A UNCW	51 76							
138	A Delaware	59 71	138	H Delaware	63 74							
113	H Towson	50 59	80	H Drexel	44 59							
31	H James Madison	46 74	31	A James Madison	30 82							
158	H William & Mary	59 64	113	A Towson	58 59							
293	A Col. of Charleston	72 52	158	A William & Mary	60 65							

Non-Div I Games: Chowan

88 74

Elon

Evansville

Through Games Of March 5, 2019

Average RPI Win:	283	WON-LOST	WINNING	LAST 10	STRENGTH OF	OPP. STRENGTH	TEAM	ADJ.	CONF.	ADJ CONF.
Average RPI Loss:	180	RECORD	PCT. RANK	GAMES	SCHEDULE	OF SCHEDULE	RPI	RPI	RPI	RPI
DIV. I ONLY	4- 23	334	1- 0	243	251	329	329	13	13	
DIV. I NON-CONF.	2- 9	297	0- 0	331	338	346	346	15	15	
TOTALS	RPI 1-25	RPI 26-50	W-L RECORDS	RPI 51-100	RPI 101-150	RPI 150+				
4- 23	0- 2	0- 0	OVERALL	0- 3	0- 2	4- 16				
2- 10	0- 1	0- 0	HOME	0- 1	0- 0	2- 8				
2- 13	0- 1	0- 0	AWAY	0- 2	0- 2	2- 8				
0- 0	0- 0	0- 0	NEUTRAL	0- 0	0- 0	0- 0				
2- 9	0- 0	0- 0	NON-CONFERENCE	0- 0	0- 2	2- 7				
1- 4	0- 0	0- 0	HOME	0- 0	0- 0	1- 4				
1- 5	0- 0	0- 0	AWAY	0- 0	0- 2	1- 3				
0- 0	0- 0	0- 0	NEUTRAL	0- 0	0- 0	0- 0				
2- 14	0- 2	0- 0	CONFERENCE	0- 3	0- 0	2- 9				
1- 6	0- 1	0- 0	HOME	0- 1	0- 0	1- 4				
1- 8	0- 1	0- 0	AWAY	0- 2	0- 0	1- 5				
0- 0	0- 0	0- 0	NEUTRAL	0- 0	0- 0	0- 0				

RPI 1-25				RPI 26-50				RPI 51-100				RPI 101+ Team's RPI: 329			
RPI	S	Opponent	Score	RPI	S	Opponent	Score	RPI	S	Opponent	Score	RPI	S	Opponent	Score
22	A	Drake	39 66					65	A	Missouri St.	66 88	120	A	Dayton	30 69
22	H	Drake	47 78					87	A	UNI	46 95	131	A	Morehead St.	63 85
								87	H	UNI	46 74	156	A	Bradley	63 81
												156	H	Bradley	68 75
												160	A	Southern Ill.	47 67
												161	A	Illinois St.	59 82
												161	H	Illinois St.	61 72
												190	A	Wisconsin	60 96
												199	A	Marshall	65 72
												212	A	Indiana St.	59 56
												212	H	Indiana St.	69 76
												235	H	SIUE	45 54
												241	H	Southeast Mo. St.	50 54
												243	A	Loyola Chicago	56 61
												243	H	Loyola Chicago	51 71
												258	H	Austin Peay	56 52
												259	A	Murray St.	53 81
												311	A	Valparaiso	49 93
												311	H	Valparaiso	77 65
												334	H	Purdue Fort Wayne	66 72
												336	H	UIC	54 62
												350	A	Chicago St.	67 58
LAST 12 Division I GAMES:															
212	A	Indiana St.	59 56	161	A	Illinois St.	59 82								
87	A	UNI	46 95	212	H	Indiana St.	69 76								
22	A	Drake	39 66	22	H	Drake	47 78								
243	H	Loyola Chicago	51 71	87	H	UNI	46 74								
311	H	Valparaiso	77 65	311	A	Valparaiso	49 93								
156	A	Bradley	63 81	243	A	Loyola Chicago	56 61								

Non-Div I Games:

Evansville

Loss, Non-Conf, S Site, H Home A Away N Neutral

Average RPI Win:	236	WON-LOST	WINNING	LAST 10	STRENGTH OF	OPP. STRENGTH	TEAM	ADJ.	CONF.	ADJ CONF.
Average RPI Loss:	53	RECORD	PCT. RANK	GAMES	SCHEDULE	OF SCHEDULE	RPI	RPI	RPI	RPI
DIV. I ONLY	23- 4	13	1- 0	199	229	59	59	24	24	
DIV. I NON-CONF.	7- 4	108	0- 0	82	85	73	73	26	26	
TOTALS	RPI 1-25	RPI 26-50	W-L RECORDS	RPI 51-100	RPI 101-150	RPI 150+				
23- 4	0- 1	0- 1	OVERALL	2- 1	1- 1	20- 0				
12- 1	0- 0	0- 0	HOME	1- 0	1- 1	10- 0				
10- 2	0- 0	0- 1	AWAY	0- 1	0- 0	10- 0				
1- 1	0- 1	0- 0	NEUTRAL	1- 0	0- 0	0- 0				
7- 4	0- 1	0- 1	NON-CONFERENCE	2- 1	1- 1	4- 0				
4- 1	0- 0	0- 0	HOME	1- 0	1- 1	2- 0				
2- 2	0- 0	0- 1	AWAY	0- 1	0- 0	2- 0				
1- 1	0- 1	0- 0	NEUTRAL	1- 0	0- 0	0- 0				
16- 0	0- 0	0- 0	CONFERENCE	0- 0	0- 0	16- 0				
8- 0	0- 0	0- 0	HOME	0- 0	0- 0	8- 0				
8- 0	0- 0	0- 0	AWAY	0- 0	0- 0	8- 0				
0- 0	0- 0	0- 0	NEUTRAL	0- 0	0- 0	0- 0				

RPI 1-25				RPI 26-50				RPI 51-100				Team's RPI: 59	RPI 101+				
RPI	S	Opponent	Score	RPI	S	Opponent	Score	RPI	S	Opponent	Score		RPI	S	Opponent	Score	
4	N	Stanford	65 88	29	A	South Dakota St.	62 80	78	N	American	90 71		101	H	UAB	60 62	
								79	A	Duke	41 57		150	H	Abilene Christian	81 65	
								98	H	Houston	76 71		182	A	North Ala.	68 52	
													182	H	North Ala.	76 51	
													189	A	Stetson	73 40	
													189	H	Stetson	61 42	
													191	A	Liberty	65 64	
													191	H	Liberty	68 50	
													213	A	Saint Francis (PA)	83 69	
													227	A	Jacksonville	68 62	
													227	H	Jacksonville	82 58	
													236	A	Hawaii	73 67	
													251	A	North Florida	105 66	
													251	H	North Florida	80 48	
													310	A	Kennesaw St.	69 46	
													310	H	Kennesaw St.	79 48	
													313	H	Coppin St.	93 61	
													315	H	FIU	100 58	
													328	A	Lipscomb	80 46	
													328	H	Lipscomb	82 40	
													330	A	NJIT	67 35	
													330	H	NJIT	61 42	
LAST 12 Division I GAMES:																	
				189	H	Stetson	61 42					191	A	Liberty	65 64		
				227	A	Jacksonville	68 62					182	H	North Ala.	76 51		
				310	H	Kennesaw St.	79 48					227	H	Jacksonville	82 58		
				328	A	Lipscomb	80 46					330	A	NJIT	67 35		
				189	A	Stetson	73 40					251	H	North Florida	80 48		
				330	H	NJIT	61 42					328	H	Lipscomb	82 40		

Non-Div I Games: Fla. Memorial 99 68 Johnson & Wales (FI109 64

FGCU

■ Loss,
 ■ Non-Conf,
 ■ S Site,
 ■ H Home
 ■ A Away
 N Neutral

Average RPI Win:	322	WON-LOST	WINNING	LAST 10	STRENGTH OF	OPP. STRENGTH	TEAM	ADJ.	CONF.	ADJ CONF.
Average RPI Loss:	154	RECORD	PCT. RANK	GAMES	SCHEDULE	OF SCHEDULE	RPI	RPI	RPI	RPI
DIV. I ONLY	5- 22	323	0- 1	172	245	315	315	14	14	
DIV. I NON-CONF.	3- 9	271	0- 1	172	345	311	311	17	17	
TOTALS	RPI 1-25	RPI 26-50	W-L RECORDS	RPI 51-100	RPI 101-150	RPI 150+				
5- 22	0- 1	0- 1	OVERALL	0- 3	0- 6	5- 11				
5- 12	0- 1	0- 0	HOME	0- 1	0- 5	5- 5				
0- 10	0- 0	0- 1	AWAY	0- 2	0- 1	0- 6				
0- 0	0- 0	0- 0	NEUTRAL	0- 0	0- 0	0- 0				
3- 9	0- 1	0- 0	NON-CONFERENCE	0- 1	0- 2	3- 5				
3- 6	0- 1	0- 0	HOME	0- 0	0- 2	3- 3				
0- 3	0- 0	0- 0	AWAY	0- 1	0- 0	0- 2				
0- 0	0- 0	0- 0	NEUTRAL	0- 0	0- 0	0- 0				
2- 13	0- 0	0- 1	CONFERENCE	0- 2	0- 4	2- 6				
2- 6	0- 0	0- 0	HOME	0- 1	0- 3	2- 2				
0- 7	0- 0	0- 1	AWAY	0- 1	0- 1	0- 4				
0- 0	0- 0	0- 0	NEUTRAL	0- 0	0- 0	0- 0				

RPI 1-25				RPI 26-50				RPI 51-100				RPI 101+				Team's RPI: 315	
RPI	S	Opponent	Score	RPI	S	Opponent	Score	RPI	S	Opponent	Score	RPI	S	Opponent	Score		
18	H	Miami (FL)	43 94	30	A	Rice	44 76	59	A	FGCU	58 100	101	H	UAB	59 83		
								66	H	Middle Tenn.	43 49	104	H	South Alabama	77 84		
								96	A	Old Dominion	68 95	114	H	Western Ky.	82 94		
												115	A	Charlotte	54 69		
												115	H	Charlotte	53 62		
												133	H	Georgia St.	61 67		
												168	A	Louisiana Tech	72 90		
												178	A	North Texas	50 75		
												185	A	Southern Miss.	57 71		
												199	H	Marshall	58 86		
												209	H	Campbell	54 59		
												220	H	Howard	62 89		
												222	A	Bethune-Cookman	57 68		
												227	H	Jacksonville	62 73		
												251	A	North Florida	53 62		
												276	H	UTEP	55 60		
												304	H	Morgan St.	59 50		
												305	A	Fla. Atlantic	55 77		
												305	H	Fla. Atlantic	56 49		
												306	H	UTSA	51 40		
												346	H	Florida A&M	77 54		
												351	H	Alcorn	75 40		
LAST 12 Division I GAMES:																	
104	H	South Alabama	77 84	276	H	UTEP	55 60										
209	H	Campbell	54 59	306	H	UTSA	51 40										
115	H	Charlotte	53 62	168	A	Louisiana Tech	72 90										
305	H	Fla. Atlantic	56 49	185	A	Southern Miss.	57 71										
178	A	North Texas	50 75	305	A	Fla. Atlantic	55 77										
30	A	Rice	44 76	199	H	Marshall	58 86										

Non-Div I Games: Palm Beach Atl. 63 66

FIU

Loss, Non-Conf, S Site, H Home A Away N Neutral

Fairfield

Through Games Of March 5, 2019

Average RPI Win:	303	WON-LOST	WINNING	LAST 10	STRENGTH OF	OPP. STRENGTH	TEAM	ADJ.	CONF.	ADJ CONF.
Average RPI Loss:	182	RECORD	PCT. RANK	GAMES	SCHEDULE	OF SCHEDULE	RPI	RPI	RPI	RPI
DIV. I ONLY	10- 19	261	0- 1	296	293	297	297	26	26	
DIV. I NON-CONF.	3- 8	267	0- 0	299	294	313	313	27	27	
TOTALS	RPI 1-25	RPI 26-50	W-L RECORDS	RPI 51-100	RPI 101-150	RPI 150+				
10- 19	0- 0	0- 3	OVERALL	0- 0	0- 3	10- 13				
5- 7	0- 0	0- 1	HOME	0- 0	0- 2	5- 4				
4- 9	0- 0	0- 1	AWAY	0- 0	0- 1	4- 7				
1- 3	0- 0	0- 1	NEUTRAL	0- 0	0- 0	1- 2				
3- 8	0- 0	0- 1	NON-CONFERENCE	0- 0	0- 1	3- 6				
1- 2	0- 0	0- 0	HOME	0- 0	0- 1	1- 1				
1- 3	0- 0	0- 0	AWAY	0- 0	0- 0	1- 3				
1- 3	0- 0	0- 1	NEUTRAL	0- 0	0- 0	1- 2				
7- 11	0- 0	0- 2	CONFERENCE	0- 0	0- 2	7- 7				
4- 5	0- 0	0- 1	HOME	0- 0	0- 1	4- 3				
3- 6	0- 0	0- 1	AWAY	0- 0	0- 1	3- 4				
0- 0	0- 0	0- 0	NEUTRAL	0- 0	0- 0	0- 0				

RPI S	Opponent	Score	RPI S	Opponent	Score	RPI S	Opponent	Score	RPI S	Opponent	Score	Team's RPI: 297
40	N Bucknell	54 77	45	A Quinnipiac	36 81	45	H Quinnipiac	40 48	109	H Northeastern	50 59	
									126	A Marist	44 85	
									126	H Marist	46 56	
									158	H William & Mary	54 60	
									171	A Rider	59 62	
									171	H Rider	53 60	
									197	A Dartmouth	46 59	
									200	A Xavier	35 48	
									201	N Massachusetts	49 59	
									202	N Furman	70 77	
									230	H Monmouth	63 73	
									264	A Niagara	68 71	
									264	H Niagara	55 54	
									266	A Siena	66 40	
									266	H Siena	59 55	
									273	A Richmond	58 40	
									274	A Manhattan	41 47	
									279	A Canisius	50 53	
									279	H Canisius	72 65	
									285	A Brown	49 68	
									327	A Iona	55 42	
									327	H Iona	67 56	
									336	N UIC	68 60	
									344	A Saint Peter's	69 61	
									344	H Saint Peter's	65 68	
									349	H LIU Brooklyn	71 43	
LAST 12 Division I GAMES:												
171	H Rider	53 60	264	H Niagara	55 54	279	H Canisius	72 65	336	N UIC	68 60	
327	H Iona	67 56	279	H Canisius	72 65	230	H Monmouth	63 73	344	A Saint Peter's	69 61	
344	A Saint Peter's	69 61	274	A Manhattan	41 47	266	H Siena	59 55	344	H Saint Peter's	65 68	
126	A Marist	44 85	266	H Siena	59 55	327	A Iona	55 42	349	H LIU Brooklyn	71 43	
45	H Quinnipiac	40 48										
266	A Siena	66 40										

Non-Div I Games:

Fairfield

■ Loss,
 ■ Non-Conf,
 ■ S Site,
 ■ Home
 ■ A Away
 N Neutral

Ralphie Bickmon				Through Games of March 9, 1919						
Average RPI Win:	324	WON-LOST	WINNING	LAST 10	STRENGTH OF	OPP. STRENGTH	TEAM	ADJ.	CONF.	ADJ CONF.
Average RPI Loss:	247	RECORD	PCT. RANK	GAMES	SCHEDULE	OF SCHEDULE	RPI	RPI	RPI	RPI
DIV. I ONLY	5- 21	322	1- 0	335	351	343	343	31	31	
DIV. I NON-CONF.	1- 8	322	0- 0	334	350	350	350	31	31	

TOTALS	RPI 1-25		RPI 26-50	W-L RECORDS	RPI 51-100	RPI 101-150		RPI 150+		
5- 21	0- 0		0- 0	OVERALL	0- 0	0- 1		5- 20		
3- 8	0- 0		0- 0	HOME	0- 0	0- 0		3- 8		
2- 13	0- 0		0- 0	AWAY	0- 0	0- 1		2- 12		
0- 0	0- 0		0- 0	NEUTRAL	0- 0	0- 0		0- 0		
1- 8	0- 0		0- 0	NON-CONFERENCE	0- 0	0- 1		1- 7		
1- 2	0- 0		0- 0	HOME	0- 0	0- 0		1- 2		
0- 6	0- 0		0- 0	AWAY	0- 0	0- 1		0- 5		
0- 0	0- 0		0- 0	NEUTRAL	0- 0	0- 0		0- 0		
4- 13	0- 0		0- 0	CONFERENCE	0- 0	0- 0		4- 13		
2- 6	0- 0		0- 0	HOME	0- 0	0- 0		2- 6		
2- 7	0- 0		0- 0	AWAY	0- 0	0- 0		2- 7		
0- 0	0- 0		0- 0	NEUTRAL	0- 0	0- 0		0- 0		

[illegible]

Non-Div I Games:	Georgian Court	70	45	Rutgers-Newark	97	51
------------------	----------------	----	----	----------------	----	----

Fairleigh Dickinson

Loss, Non-Conf, S Site, H Home A Away N Neutral

Average RPI Win:	297	WON-LOST	WINNING	LAST 10	STRENGTH OF	OPP. STRENGTH	TEAM	ADJ.	CONF.	ADJ CONF.
Average RPI Loss:	153	RECORD	PCT. RANK	GAMES	SCHEDULE	OF SCHEDULE	RPI	RPI	RPI	RPI
DIV. I ONLY	5- 23	327	0- 1	149	205	305	305	14	14	
DIV. I NON-CONF.	3- 10	278	0- 1	158	307	287	287	17	17	
TOTALS	RPI 1-25	RPI 26-50	W-L RECORDS	RPI 51-100	RPI 101-150	RPI 150+				
5- 23	0- 0	0- 2	OVERALL	0- 4	0- 4	5- 13				
4- 11	0- 0	0- 0	HOME	0- 1	0- 3	4- 7				
1- 12	0- 0	0- 2	AWAY	0- 3	0- 1	1- 6				
0- 0	0- 0	0- 0	NEUTRAL	0- 0	0- 0	0- 0				
3- 10	0- 0	0- 1	NON-CONFERENCE	0- 1	0- 1	3- 7				
2- 6	0- 0	0- 0	HOME	0- 0	0- 1	2- 5				
1- 4	0- 0	0- 1	AWAY	0- 1	0- 0	1- 2				
0- 0	0- 0	0- 0	NEUTRAL	0- 0	0- 0	0- 0				
2- 13	0- 0	0- 1	CONFERENCE	0- 3	0- 3	2- 6				
2- 5	0- 0	0- 0	HOME	0- 1	0- 2	2- 2				
0- 8	0- 0	0- 1	AWAY	0- 2	0- 1	0- 4				
0- 0	0- 0	0- 0	NEUTRAL	0- 0	0- 0	0- 0				

RPI S	Opponent	Score	RPI S	Opponent	Score	RPI S	Opponent	Score	RPI S	Opponent	Score	Team's RPI: 305
30	A Rice	35 63	41	A Michigan St.	74 89	66	A Middle Tenn.	48 74	101	H UAB	64 89	
						66	H Middle Tenn.	55 74	114	H Western Ky.	50 81	
						69	A Little Rock	38 61	115	A Charlotte	47 68	
						96	A Old Dominion	53 87	133	H Georgia St.	59 75	
									156	H Bradley	59 80	
									165	A Tulane	45 88	
									168	A Louisiana Tech	55 86	
									177	H Saint Louis	61 93	
									178	A North Texas	62 82	
									185	A Southern Miss.	45 67	
									196	H N.C. A&T	65 67	
									199	H Marshall	67 72	
									202	A Furman	57 73	
									207	H Hampton	68 72	
									266	A Siena	70 66	
									272	H Western Mich.	59 69	
									273	H Richmond	69 55	
									276	H UTEP	44 70	
									306	H UTSA	86 70	
									315	A FIU	49 56	
									315	H FIU	77 55	
									325	H Lafayette	53 49	
LAST 12 Division I GAMES:												
177	H Saint Louis	61 93	306	H UTSA	86 70							
156	H Bradley	59 80	276	H UTEP	44 70							
66	A Middle Tenn.	48 74	185	A Southern Miss.	45 67							
315	A FIU	49 56	168	A Louisiana Tech	55 86							
30	A Rice	35 63	315	H FIU	77 55							
178	A North Texas	62 82	114	H Western Ky.	50 81							

Non-Div I Games:

Average RPI Win:	197	WON-LOST	WINNING	LAST 10	STRENGTH OF	OPP. STRENGTH	TEAM	ADJ.	CONF.	ADJ CONF.
Average RPI Loss:	89	RECORD	PCT. RANK	GAMES	SCHEDULE	OF SCHEDULE	RPI	RPI	RPI	RPI
DIV. I ONLY	7- 22	303	0- 1	56	69	218	218	5	5	
DIV. I NON-CONF.	4- 9	252	0- 1	139	163	259	259	5	5	
TOTALS	RPI 1-25	RPI 26-50	W-L RECORDS	RPI 51-100	RPI 101-150	RPI 150+				
7- 22	0- 6	1- 2	OVERALL	0- 5	1- 5	5- 4				
6- 9	0- 3	1- 1	HOME	0- 1	1- 3	4- 1				
1- 12	0- 3	0- 1	AWAY	0- 3	0- 2	1- 3				
0- 1	0- 0	0- 0	NEUTRAL	0- 1	0- 0	0- 0				
4- 9	0- 1	0- 1	NON-CONFERENCE	0- 2	1- 3	3- 2				
4- 3	0- 0	0- 0	HOME	0- 0	1- 2	3- 1				
0- 5	0- 1	0- 1	AWAY	0- 1	0- 1	0- 1				
0- 1	0- 0	0- 0	NEUTRAL	0- 1	0- 0	0- 0				
3- 13	0- 5	1- 1	CONFERENCE	0- 3	0- 2	2- 2				
2- 6	0- 3	1- 1	HOME	0- 1	0- 1	1- 0				
1- 7	0- 2	0- 0	AWAY	0- 2	0- 1	1- 2				
0- 0	0- 0	0- 0	NEUTRAL	0- 0	0- 0	0- 0				

RPI 1-25				RPI 26-50				RPI 51-100				RPI 101+ Team's RPI: 218			
RPI	S	Opponent	Score	RPI	S	Opponent	Score	RPI	S	Opponent	Score	RPI	S	Opponent	Score
8	H	Mississippi St.	42 90	28	H	Missouri	58 56	63	A	Tennessee	50 67	103	A	Georgia	58 93
16	H	Texas A&M	62 80	48	H	Auburn	56 64	70	A	LSU	51 69	103	H	Georgia	57 69
17	A	South Carolina	40 71	49	A	Indiana	64 83	76	N	Utah	58 74	108	H	Northwestern	74 83
17	H	South Carolina	77 96					86	A	Ohio St.	41 46	109	H	Northeastern	66 79
21	A	Kentucky	51 62					94	H	Arkansas	73 83	136	A	Mercer	82 92
23	A	Florida St.	56 63									146	H	Texas Tech	72 67
												153	A	Alabama	67 74
												153	H	Alabama	57 55
												193	A	Vanderbilt	78 66
												194	A	UNLV	53 56
												219	A	Ole Miss	66 76
												222	H	Bethune-Cookman	64 53
												249	H	Gardner-Webb	58 60
												292	H	Charleston So.	70 60
												346	H	Florida A&M	62 38
LAST 12 Division I GAMES:															
194	A	UNLV	53 56	103	A	Georgia	58 93								
193	A	Vanderbilt	78 66	153	H	Alabama	57 55								
103	H	Georgia	57 69	21	A	Kentucky	51 62								
16	H	Texas A&M	62 80	63	A	Tennessee	50 67								
70	A	LSU	51 69	94	H	Arkansas	73 83								
17	H	South Carolina	77 96	8	H	Mississippi St.	42 90								

Non-Div I Games:

Florida

■ Loss,
 ■ Non-Conf, S Site,
 ■ Home
 ■ Away
 N Neutral

Florida A&M

Through Games Of March 5, 2019

Average RPI Win:	244	WON-LOST	WINNING	LAST 10	STRENGTH OF	OPP. STRENGTH	TEAM	ADJ.	CONF.	ADJ CONF.
Average RPI Loss:	237	RECORD	PCT. RANK	GAMES	SCHEDULE	OF SCHEDULE	RPI	RPI	RPI	RPI
DIV. I ONLY	3- 23	343	0- 1	321	339	346	346	32	32	
DIV. I NON-CONF.	1- 10	329	0- 1	259	192	338	338	32	32	
TOTALS	RPI 1-25	RPI 26-50	W-L RECORDS	RPI 51-100	RPI 101-150	RPI 150+				
3- 23	0- 1	1- 0	OVERALL	0- 1	0- 0	2- 21				
2- 8	0- 0	1- 0	HOME	0- 0	0- 0	1- 8				
1- 12	0- 1	0- 0	AWAY	0- 1	0- 0	1- 10				
0- 3	0- 0	0- 0	NEUTRAL	0- 0	0- 0	0- 3				
1- 10	0- 1	1- 0	NON-CONFERENCE	0- 1	0- 0	0- 8				
1- 1	0- 0	1- 0	HOME	0- 0	0- 0	0- 1				
0- 6	0- 1	0- 0	AWAY	0- 1	0- 0	0- 4				
0- 3	0- 0	0- 0	NEUTRAL	0- 0	0- 0	0- 3				
2- 13	0- 0	0- 0	CONFERENCE	0- 0	0- 0	2- 13				
1- 7	0- 0	0- 0	HOME	0- 0	0- 0	1- 7				
1- 6	0- 0	0- 0	AWAY	0- 0	0- 0	1- 6				
0- 0	0- 0	0- 0	NEUTRAL	0- 0	0- 0	0- 0				

RPI S	Opponent	Score	RPI S	Opponent	Score	RPI S	Opponent	Score	RPI S	Opponent	Score	Team's RPI: 346
18 A	Miami (FL)	54 103	46 H	Miami (OH)	57 56	63 A	Tennessee	31 96	165 N	Tulane	34 78	
									189 A	Stetson	44 69	
									196 A	N.C. A&T	53 77	
									196 H	N.C. A&T	48 56	
									206 H	UMES	36 68	
									210 H	Jacksonville St.	31 62	
									218 A	Florida	38 62	
									220 A	Howard	68 74	
									220 H	Howard	59 81	
									222 H	Bethune-Cookman	50 52	
									251 A	North Florida	53 64	
									272 N	Western Mich.	50 69	
									289 A	Norfolk St.	58 60	
									289 H	Norfolk St.	45 69	
									290 A	South Carolina St.	48 61	
									304 A	Morgan St.	71 75	
									313 A	Coppin St.	53 73	
									315 A	FIU	54 77	
									317 N	Omaha	50 57	
									337 H	Delaware St.	57 52	
									339 H	N.C. Central	57 64	
									348 A	Savannah St.	60 55	
									348 H	Savannah St.	50 54	
LAST 12 Division I GAMES:												
317 N	Omaha	50 57	220 H	Howard	59 81							
196 A	N.C. A&T	53 77	339 H	N.C. Central	57 64							
222 H	Bethune-Cookman	50 52	196 H	N.C. A&T	48 56							
290 A	South Carolina St.	48 61	304 A	Morgan St.	71 75							
348 A	Savannah St.	60 55	313 A	Coppin St.	53 73							
289 H	Norfolk St.	45 69	337 H	Delaware St.	57 52							

Non-Div I Games: Edward Waters 70 64

Florida A&M

Loss, Non-Conf, S Site, H Home A Away N Neutral

Average RPI Win:	122	WON-LOST	WINNING	LAST 10	STRENGTH OF	OPP. STRENGTH	TEAM	ADJ.	CONF.	ADJ CONF.
Average RPI Loss:	31	RECORD	PCT. RANK	GAMES	SCHEDULE	OF SCHEDULE	RPI	RPI	RPI	RPI
DIV. I ONLY	22- 7	46	1- 0	37	10	23	23	1	1	
DIV. I NON-CONF.	12- 1	11	1- 0	145	80	33	33	1	1	
TOTALS	RPI 1-25	RPI 26-50	W-L RECORDS	RPI 51-100	RPI 101-150	RPI 150+				
22- 7	3- 4	1- 0	OVERALL	6- 3	7- 0	5- 0				
12- 4	2- 2	0- 0	HOME	3- 2	4- 0	3- 0				
8- 3	0- 2	1- 0	AWAY	3- 1	3- 0	1- 0				
2- 0	1- 0	0- 0	NEUTRAL	0- 0	0- 0	1- 0				
12- 1	1- 0	0- 0	NON-CONFERENCE	2- 1	4- 0	5- 0				
7- 1	0- 0	0- 0	HOME	2- 1	2- 0	3- 0				
3- 0	0- 0	0- 0	AWAY	0- 0	2- 0	1- 0				
2- 0	1- 0	0- 0	NEUTRAL	0- 0	0- 0	1- 0				
10- 6	2- 4	1- 0	CONFERENCE	4- 2	3- 0	0- 0				
5- 3	2- 2	0- 0	HOME	1- 1	2- 0	0- 0				
5- 3	0- 2	1- 0	AWAY	3- 1	1- 0	0- 0				
0- 0	0- 0	0- 0	NEUTRAL	0- 0	0- 0	0- 0				

RPI	S	Opponent	Score
1	A	Notre Dame	70 97
3	H	Louisville	49 68
7	H	NC State	75 70
9	N	Iowa	71 67
10	H	Syracuse	88 94
18	A	Miami (FL)	54 64
18	H	Miami (FL)	62 58

RPI	S	Opponent	Score
39	A	North Carolina	64 63

RPI	S	Opponent	Score
54	A	Georgia Tech	64 55
56	A	Clemson	68 73
56	H	Clemson	45 57
62	A	Virginia Tech	56 54
70	H	LSU	45 58
79	H	Duke	66 62
91	H	Troy	103 67
95	A	Virginia	63 61
99	H	Creighton	71 52

RPI	S	Opponent	Score
118	A	St. John's (NY)	57 53
121	H	Pittsburgh	78 46
124	A	Boston College	91 71
133	H	Georgia St.	79 43
134	H	Penn St.	87 58
136	A	Mercer	57 56
143	H	Wake Forest	85 61
195	A	Milwaukee	87 62
218	H	Florida	63 56
227	H	Jacksonville	79 46
251	H	North Florida	74 53
332	N	Eastern Ky.	62 45

LAST 12 Division I GAMES:

9	N	Iowa	71	67	1	A	Notre Dame	70	97
54	A	Georgia Tech	64	55	7	H	NC State	75	70
10	H	Syracuse	88	94	143	H	Wake Forest	85	61
18	A	Miami (FL)	54	64	18	H	Miami (FL)	62	58
121	H	Pittsburgh	78	46	62	A	Virginia Tech	56	54
56	A	Clemson	68	73	3	H	Louisville	49	68

Non-Div I Games:

Florida St.

■ Loss,
 ■ Non-Conf,
 ■ S Site,
 ■ H Home
 ■ A Away
 N Neutral

Average RPI Win: 204	WON-LOST	WINNING	LAST 10	STRENGTH OF	OPP. STRENGTH	TEAM	ADJ.	CONF.	ADJ CONF.
Average RPI Loss: 104	RECORD	PCT. RANK	GAMES	SCHEDULE	OF SCHEDULE	RPI	RPI	RPI	RPI
DIV. I ONLY	22- 8	52	1- 0	224	106	102	102	17	17
DIV. I NON-CONF.	9- 5	104	1- 0	243	24	132	132	16	16

TOTALS	RPI 1-25	RPI 26-50	W-L RECORDS	RPI 51-100	RPI 101-150	RPI 150+			
22- 8	0- 0	0- 1	OVERALL	2- 2	3- 4	17- 1			
12- 3	0- 0	0- 0	HOME	2- 1	3- 1	7- 1			
8- 4	0- 0	0- 0	AWAY	0- 1	0- 3	8- 0			
2- 1	0- 0	0- 1	NEUTRAL	0- 0	0- 0	2- 0			
9- 5	0- 0	0- 1	NON-CONFERENCE	2- 1	1- 3	6- 0			
6- 1	0- 0	0- 0	HOME	2- 0	1- 1	3- 0			
1- 3	0- 0	0- 0	AWAY	0- 1	0- 2	1- 0			
2- 1	0- 0	0- 1	NEUTRAL	0- 0	0- 0	2- 0			
13- 3	0- 0	0- 0	CONFERENCE	0- 1	2- 1	11- 1			
6- 2	0- 0	0- 0	HOME	0- 1	2- 0	4- 1			
7- 1	0- 0	0- 0	AWAY	0- 0	0- 1	7- 0			
0- 0	0- 0	0- 0	NEUTRAL	0- 0	0- 0	0- 0			

RPI 1-25				RPI 26-50				RPI 51-100				RPI 101+				Team's RPI: 102	
RPI	S	Opponent	Score	RPI	S	Opponent	Score	RPI	S	Opponent	Score	RPI	S	Opponent	Score		
				27	N	Texas	54 72	57	H	Maine	72 64	109	A	Northeastern	54 58		
								66	H	Middle Tenn.	61 49	115	H	Charlotte	71 64		
								73	A	Georgetown	38 58	120	A	Dayton	50 72		
								93	H	VCU	44 47	120	H	Dayton	57 48		
												121	A	Pittsburgh	62 65		
												134	H	Penn St.	55 72		
												135	H	Duquesne	57 46		
												151	A	Davidson	58 42		
												151	H	Davidson	56 60		
												164	N	Washington	65 57		
												177	A	Saint Louis	56 53		
												177	H	Saint Louis	54 51		
												201	H	Massachusetts	76 64		
												215	A	George Washington	50 38		
												223	N	Ball St.	78 70		
												224	H	George Mason	64 53		
												229	A	Saint Joseph's	51 41		
												246	H	Columbia	68 49		
												257	A	Rhode Island	56 38		
												261	A	St. Bonaventure	53 44		
												273	H	Richmond	60 48		
												274	H	Manhattan	65 61		
												281	A	La Salle	65 54		
												312	H	Wagner	80 59		
												327	A	Iona	57 40		
LAST 12 Division I GAMES:																	
				66	H	Middle Tenn.	61 49	261	A	St. Bonaventure	53 44						
				27	N	Texas	54 72	151	A	Davidson	58 42						
				164	N	Washington	65 57	224	H	George Mason	64 53						
				229	A	Saint Joseph's	51 41	177	H	Saint Louis	54 51						
				120	H	Dayton	57 48	135	H	Duquesne	57 46						
				201	H	Massachusetts	76 64	281	A	La Salle	65 54						

Non-Div I Games:

Fordham

■ Loss,
 ■ Non-Conf,
 S Site,
 ■ Home
 ■ Away
 N Neutral

Fresno St.

Through Games Of March 5, 2019

Average RPI Win:	201	WON-LOST	WINNING	LAST 10	STRENGTH OF	OPP. STRENGTH	TEAM	ADJ.	CONF.	ADJ CONF.
Average RPI Loss:	103	RECORD	PCT. RANK	GAMES	SCHEDULE	OF SCHEDULE	RPI	RPI	RPI	RPI
DIV. I ONLY	16- 10	112	0- 1	127	116	111	111	15	15	
DIV. I NON-CONF.	5- 4	139	0- 0	151	40	108	108	12	12	
TOTALS	RPI 1-25	RPI 26-50	W-L RECORDS	RPI 51-100	RPI 101-150	RPI 150+				
16- 10	0- 1	0- 4	OVERALL	3- 2	0- 0	13- 3				
9- 4	0- 0	0- 1	HOME	2- 1	0- 0	7- 2				
7- 6	0- 1	0- 3	AWAY	1- 1	0- 0	6- 1				
0- 0	0- 0	0- 0	NEUTRAL	0- 0	0- 0	0- 0				
5- 4	0- 1	0- 2	NON-CONFERENCE	1- 0	0- 0	4- 1				
4- 0	0- 0	0- 0	HOME	1- 0	0- 0	3- 0				
1- 4	0- 1	0- 2	AWAY	0- 0	0- 0	1- 1				
0- 0	0- 0	0- 0	NEUTRAL	0- 0	0- 0	0- 0				
11- 6	0- 0	0- 2	CONFERENCE	2- 2	0- 0	9- 2				
5- 4	0- 0	0- 1	HOME	1- 1	0- 0	4- 2				
6- 2	0- 0	0- 1	AWAY	1- 1	0- 0	5- 0				
0- 0	0- 0	0- 0	NEUTRAL	0- 0	0- 0	0- 0				

RPI S	Opponent	Score	RPI S	Opponent	Score	RPI S	Opponent	Score	RPI S	Opponent	Score	Team's RPI: 111
20	A Arizona St.	52 68	33	A UCLA	80 89	52	A New Mexico	73 82	163	H Santa Clara	80 53	
			42	A Southern California	61 62	52	H New Mexico	77 70	176	A Utah St.	64 53	
			47	A Boise St.	76 83	64	A Wyoming	66 64	176	H Utah St.	70 59	
			47	H Boise St.	60 72	64	H Wyoming	56 63	179	A Eastern Wash.	68 58	
						77	H UT Arlington	70 61	194	H UNLV	73 55	
									195	H Milwaukee	65 48	
									234	A San Diego St.	87 81	
									234	H San Diego St.	58 59	
									242	A Northern Ariz.	73 86	
									244	A Nevada	79 63	
									244	H Nevada	41 57	
									270	A Colorado St.	66 55	
									270	H Colorado St.	57 54	
									294	A Air Force	77 70	
									299	H San Jose St.	77 48	
									323	H Cal Poly	76 58	
LAST 12 Division I GAMES:												
234	H San Diego St.	58 59	194	H UNLV	73 55							
64	A Wyoming	66 64	176	A Utah St.	64 53							
244	H Nevada	41 57	52	A New Mexico	73 82							
294	A Air Force	77 70	64	H Wyoming	56 63							
52	H New Mexico	77 70	270	H Colorado St.	57 54							
47	A Boise St.	76 83	234	A San Diego St.	87 81							

Non-Div I Games: Stanislaus St. 86 51 Fresno Pacific 90 51

Fresno St.

Loss, Non-Conf, S Site, H Home A Away N Neutral

Average RPI Win:	283	WON-LOST	WINNING	LAST 10	STRENGTH OF	OPP. STRENGTH	TEAM	ADJ.	CONF.	ADJ CONF.
Average RPI Loss:	152	RECORD	PCT. RANK	GAMES	SCHEDULE	OF SCHEDULE	RPI	RPI	RPI	RPI
DIV. I ONLY	16- 11	123	1- 0	330	248	202	202	27	27	
DIV. I NON-CONF.	7- 6	153	0- 0	273	222	208	208	24	24	
TOTALS	RPI 1-25	RPI 26-50	W-L RECORDS	RPI 51-100	RPI 101-150	RPI 150+				
16- 11	0- 2	0- 0	OVERALL	0- 1	0- 3	16- 5				
11- 2	0- 0	0- 0	HOME	0- 1	0- 1	11- 0				
4- 8	0- 2	0- 0	AWAY	0- 0	0- 2	4- 4				
1- 1	0- 0	0- 0	NEUTRAL	0- 0	0- 0	1- 1				
7- 6	0- 2	0- 0	NON-CONFERENCE	0- 1	0- 1	7- 2				
5- 1	0- 0	0- 0	HOME	0- 1	0- 0	5- 0				
1- 4	0- 2	0- 0	AWAY	0- 0	0- 1	1- 1				
1- 1	0- 0	0- 0	NEUTRAL	0- 0	0- 0	1- 1				
9- 5	0- 0	0- 0	CONFERENCE	0- 0	0- 2	9- 3				
6- 1	0- 0	0- 0	HOME	0- 0	0- 1	6- 0				
3- 4	0- 0	0- 0	AWAY	0- 0	0- 1	3- 3				
0- 0	0- 0	0- 0	NEUTRAL	0- 0	0- 0	0- 0				

RPI	S	Opponent	Score	RPI	S	Opponent	Score	RPI	S	Opponent	Score	RPI	S	Opponent	Score	Team's RPI: 202
8	A	Mississippi St.	41 106					66	H	Middle Tenn.	71 78	103	A	Georgia	38 61	
17	A	South Carolina	53 66									136	A	Mercer	62 66	
												136	H	Mercer	60 75	
												169	A	Chattanooga	53 73	
												169	H	Chattanooga	61 54	
												187	H	UNC Asheville	58 47	
												228	N	Western Ill.	78 85	
												231	A	ETSU	70 75	
												231	H	ETSU	57 55	
												249	H	Gardner-Webb	70 57	
												267	A	Wofford	75 84	
												267	H	Wofford	63 50	
												282	A	Samford	74 41	
												282	H	Samford	57 36	
												293	A	Col. of Charleston	70 67	
												297	N	Fairfield	77 70	
												305	H	Fla. Atlantic	73 57	
												307	A	UNC Greensboro	59 49	
												307	H	UNC Greensboro	64 61	
												310	A	Kennesaw St.	63 74	
												331	H	Presbyterian	76 68	
												340	H	USC Upstate	78 67	
												341	A	Western Caro.	53 28	
												341	H	Western Caro.	65 55	
LAST 12 Division I GAMES:																
282	A	Samford	74 41	341	A	Western Caro.	53 28									
136	A	Mercer	62 66	136	H	Mercer	60 75									
267	A	Wofford	75 84	282	H	Samford	57 36									
231	H	ETSU	57 55	267	H	Wofford	63 50									
169	H	Chattanooga	61 54	169	A	Chattanooga	53 73									
307	A	UNC Greensboro	59 49	231	A	ETSU	70 75									

Non-Div I Games: Coker 71 42 North Greenville 74 78

Furman

Loss, Non-Conf, S Site, H Home A Away N Neutral

Ga. Southern

Through Games Of March 5, 2019

Average RPI Win:	270	WON-LOST	WINNING	LAST 10	STRENGTH OF	OPP. STRENGTH	TEAM	ADJ.	CONF.	ADJ CONF.
Average RPI Loss:	157	RECORD	PCT. RANK	GAMES	SCHEDULE	OF SCHEDULE	RPI	RPI	RPI	RPI
DIV. I ONLY	6- 21	306	0- 1	153	268	286	286	12	12	
DIV. I NON-CONF.	4- 6	212	0- 0	202	349	229	229	14	14	
TOTALS	RPI 1-25	RPI 26-50	W-L RECORDS	RPI 51-100	RPI 101-150	RPI 150+				
6- 21	0- 0	0- 0	OVERALL	0- 6	0- 7	6- 8				
3- 10	0- 0	0- 0	HOME	0- 2	0- 4	3- 4				
3- 11	0- 0	0- 0	AWAY	0- 4	0- 3	3- 4				
0- 0	0- 0	0- 0	NEUTRAL	0- 0	0- 0	0- 0				
4- 6	0- 0	0- 0	NON-CONFERENCE	0- 1	0- 3	4- 2				
2- 2	0- 0	0- 0	HOME	0- 0	0- 1	2- 1				
2- 4	0- 0	0- 0	AWAY	0- 1	0- 2	2- 1				
0- 0	0- 0	0- 0	NEUTRAL	0- 0	0- 0	0- 0				
2- 15	0- 0	0- 0	CONFERENCE	0- 5	0- 4	2- 6				
1- 8	0- 0	0- 0	HOME	0- 2	0- 3	1- 3				
1- 7	0- 0	0- 0	AWAY	0- 3	0- 1	1- 3				
0- 0	0- 0	0- 0	NEUTRAL	0- 0	0- 0	0- 0				

RPI S	Opponent	Score	RPI S	Opponent	Score	RPI S	Opponent	Score	RPI S	Opponent	Score	Team's RPI: 286
						62	A Virginia Tech	49 78	103	A Georgia	38 81	
						69	A Little Rock	51 80	104	A South Alabama	60 73	
						77	A UT Arlington	48 81	104	H South Alabama	53 69	
						77	H UT Arlington	53 74	133	H Georgia St.	66 83	
						91	A Troy	78 100	136	H Mercer	72 79	
						91	H Troy	81 97	137	A Stony Brook	43 72	
									149	H Appalachian St.	52 70	
									162	A Texas St.	65 55	
									162	H Texas St.	52 64	
									174	H Coastal Caro.	73 76	
									180	A Arkansas St.	75 86	
									222	H Bethune-Cookman	77 76	
									263	A Louisiana	48 59	
									263	H Louisiana	79 71	
									267	H Wofford	65 81	
									296	H Winthrop	64 55	
									303	A La.-Monroe	57 58	
									303	H La.-Monroe	62 80	
									310	A Kennesaw St.	59 78	
									331	A Presbyterian	69 68	
									348	A Savannah St.	82 71	
LAST 12 Division I GAMES:												
180	A	Arkansas St.	75	86	303	H	La.-Monroe	62	80			
69	A	Little Rock	51	80	263	H	Louisiana	79	71			
149	H	Appalachian St.	52	70	133	H	Georgia St.	66	83			
174	H	Coastal Caro.	73	76	162	A	Texas St.	65	55			
91	A	Troy	78	100	77	A	UT Arlington	48	81			
104	A	South Alabama	60	73	104	H	South Alabama	53	69			

Non-Div I Games: Coastal Ga. 68 46

Ga. Southern

■ Loss,
 ■ Non-Conf,
 ■ S Site,
 ■ Home
 ■ A Away
 N Neutral

Average RPI Win:	265	WON-LOST	WINNING	LAST 10	STRENGTH OF	OPP. STRENGTH	TEAM	ADJ.	CONF.	ADJ CONF.
Average RPI Loss:	194	RECORD	PCT. RANK	GAMES	SCHEDULE	OF SCHEDULE	RPI	RPI	RPI	RPI
DIV. I ONLY	11- 14	209	0- 1	273	316	249	249	28	28	
DIV. I NON-CONF.	3- 6	241	0- 0	204	309	235	235	29	29	
TOTALS	RPI 1-25	RPI 26-50	W-L RECORDS	RPI 51-100	RPI 101-150	RPI 150+				
11- 14	0- 0	0- 0	OVERALL	0- 2	0- 4	11- 8				
6- 5	0- 0	0- 0	HOME	0- 0	0- 2	6- 3				
5- 9	0- 0	0- 0	AWAY	0- 2	0- 2	5- 5				
0- 0	0- 0	0- 0	NEUTRAL	0- 0	0- 0	0- 0				
3- 6	0- 0	0- 0	NON-CONFERENCE	0- 1	0- 2	3- 3				
1- 2	0- 0	0- 0	HOME	0- 0	0- 1	1- 1				
2- 4	0- 0	0- 0	AWAY	0- 1	0- 1	2- 2				
0- 0	0- 0	0- 0	NEUTRAL	0- 0	0- 0	0- 0				
8- 8	0- 0	0- 0	CONFERENCE	0- 1	0- 2	8- 5				
5- 3	0- 0	0- 0	HOME	0- 0	0- 1	5- 2				
3- 5	0- 0	0- 0	AWAY	0- 1	0- 1	3- 3				
0- 0	0- 0	0- 0	NEUTRAL	0- 0	0- 0	0- 0				

RPI 1-25			RPI 26-50			RPI 51-100				RPI 101+			Team's RPI: 249		
RPI	S	Opponent	Score	RPI	S	Opponent	Score	RPI	S	Opponent	Score	RPI	S	Opponent	Score
								80	A	Drexel	48 65	116	A	High Point	70 78
								85	A	Radford	69 79	116	H	High Point	61 78
												131	H	Morehead St.	69 84
												138	A	Delaware	45 69
												151	H	Davidson	54 49
												187	H	UNC Asheville	69 59
												202	A	Furman	57 70
												207	A	Hampton	80 82
												207	H	Hampton	68 46
												209	A	Campbell	52 38
												209	H	Campbell	63 69
												218	A	Florida	60 58
												240	H	Mt. St. Mary's	62 69
												267	A	Wofford	53 59
												292	A	Charleston So.	58 66
												292	H	Charleston So.	75 65
												296	A	Winthrop	65 52
												296	H	Winthrop	62 64
												331	A	Presbyterian	66 58
												338	A	Longwood	79 85
												338	H	Longwood	80 78
												340	H	USC Upstate	92 72
												341	A	Western Caro.	62 52
LAST 12 Division I GAMES:															
				292	A	Charleston So.	58 66					85	A	Radford	69 79
				116	A	High Point	70 78					338	A	Longwood	79 85
				207	H	Hampton	68 46					292	H	Charleston So.	75 65
				209	H	Campbell	63 69					207	A	Hampton	80 82
				296	A	Winthrop	65 52					340	H	USC Upstate	92 72
				338	H	Longwood	80 78					296	H	Winthrop	62 64

Non-Div I Games: Converse 79 51 Pfeiffer 82 46 Warren Wilson 100 37

Gardner-Webb

George Mason

Through Games Of March 5, 2019

Average RPI Win:	239	WON-LOST	WINNING	LAST 10	STRENGTH OF	OPP. STRENGTH	TEAM	ADJ.	CONF.	ADJ CONF.
Average RPI Loss:	170	RECORD	PCT. RANK	GAMES	SCHEDULE	OF SCHEDULE	RPI	RPI	RPI	RPI
DIV. I ONLY	16- 14	157	0- 1	329	156	224	224	17	17	
DIV. I NON-CONF.	8- 5	119	0- 0	318	178	194	194	16	16	
TOTALS	RPI 1-25	RPI 26-50	W-L RECORDS	RPI 51-100	RPI 101-150	RPI 150+				
16- 14	0- 0	0- 0	OVERALL	0- 3	2- 2	14- 9				
10- 5	0- 0	0- 0	HOME	0- 2	2- 1	8- 2				
6- 9	0- 0	0- 0	AWAY	0- 1	0- 1	6- 7				
0- 0	0- 0	0- 0	NEUTRAL	0- 0	0- 0	0- 0				
8- 5	0- 0	0- 0	NON-CONFERENCE	0- 2	1- 0	7- 3				
5- 1	0- 0	0- 0	HOME	0- 1	1- 0	4- 0				
3- 4	0- 0	0- 0	AWAY	0- 1	0- 0	3- 3				
0- 0	0- 0	0- 0	NEUTRAL	0- 0	0- 0	0- 0				
8- 9	0- 0	0- 0	CONFERENCE	0- 1	1- 2	7- 6				
5- 4	0- 0	0- 0	HOME	0- 1	1- 1	4- 2				
3- 5	0- 0	0- 0	AWAY	0- 0	0- 1	3- 4				
0- 0	0- 0	0- 0	NEUTRAL	0- 0	0- 0	0- 0				

RPI 1-25			RPI 26-50			RPI 51-100			RPI 101+ Team's RPI: 224		
RPI	S	Opponent	Score	RPI	S	Opponent	Score	RPI	S	Opponent	Score
								78	A	American	71 86
								93	H	VCU	38 62
								98	H	Houston	56 66
								102	A	Fordham	53 64
								120	H	Dayton	54 51
								135	H	Duquesne	57 60
								138	H	Delaware	72 46
								151	A	Davidson	59 67
								159	A	Kansas	56 77
								164	A	Washington	52 81
								177	A	Saint Louis	53 60
								201	A	Massachusetts	70 52
								201	H	Massachusetts	80 86
								206	H	UMES	70 49
								215	A	George Washington	64 60
								215	H	George Washington	61 46
								220	A	Howard	59 73
								229	H	Saint Joseph's	68 59
								237	A	UMKC	91 84
								253	H	Colgate	64 61
								257	H	Rhode Island	75 69
								261	A	St. Bonaventure	55 64
								261	H	St. Bonaventure	57 68
								273	A	Richmond	67 52
								281	A	La Salle	71 77
								281	H	La Salle	59 42
								287	H	Loyola Maryland	70 38
								293	H	Col. of Charleston	66 52
								294	A	Air Force	78 71
LAST 12 Division I GAMES:											
201	H	Massachusetts	80 86	281	H	La Salle	59 42				
281	A	La Salle	71 77	102	A	Fordham	53 64				
229	H	Saint Joseph's	68 59	215	H	George Washington	61 46				
120	H	Dayton	54 51	261	A	St. Bonaventure	55 64				
273	A	Richmond	67 52	177	A	Saint Louis	53 60				
93	H	VCU	38 62	257	H	Rhode Island	75 69				

Non-Div I Games:

George Mason

■ Loss,
 ■ Non-Conf,
 ■ S Site,
 ■ H Home
 ■ A Away
 N Neutral

RPI	S	Opponent	Score
332	A	Eastern Ky.	91 75

G
e
o
r
g
e
M
a
s
o
n

G
e
o
r
g
e
M
a
s
o
n

George Mason

Average RPI Win:	175	WON-LOST	WINNING	LAST 10	STRENGTH OF	OPP. STRENGTH	TEAM	ADJ.	CONF.	ADJ CONF.
Average RPI Loss:	150	RECORD	PCT. RANK	GAMES	SCHEDULE	OF SCHEDULE	RPI	RPI	RPI	RPI
DIV. I ONLY	10- 20	265	0- 1	103	148	215	215	17	17	
DIV. I NON-CONF.	3- 10	278	0- 0	41	74	215	215	16	16	
TOTALS	RPI 1-25	RPI 26-50	W-L RECORDS	RPI 51-100	RPI 101-150	RPI 150+				
10- 20	0- 2	0- 2	OVERALL	2- 1	3- 5	5- 10				
6- 9	0- 1	0- 1	HOME	2- 0	2- 3	2- 4				
4- 9	0- 0	0- 1	AWAY	0- 0	1- 2	3- 6				
0- 2	0- 1	0- 0	NEUTRAL	0- 1	0- 0	0- 0				
3- 10	0- 2	0- 2	NON-CONFERENCE	1- 1	1- 2	1- 3				
3- 4	0- 1	0- 1	HOME	1- 0	1- 1	1- 1				
0- 4	0- 0	0- 1	AWAY	0- 0	0- 1	0- 2				
0- 2	0- 1	0- 0	NEUTRAL	0- 1	0- 0	0- 0				
7- 10	0- 0	0- 0	CONFERENCE	1- 0	2- 3	4- 7				
3- 5	0- 0	0- 0	HOME	1- 0	1- 2	1- 3				
4- 5	0- 0	0- 0	AWAY	0- 0	1- 1	3- 4				
0- 0	0- 0	0- 0	NEUTRAL	0- 0	0- 0	0- 0				

RPI 1-25			RPI 26-50			RPI 51-100			RPI 101+ Team's RPI: 215		
RPI	S	Opponent	Score	RPI	S	Opponent	Score	RPI	S	Opponent	Score
7	N	NC State	61 69	31	A	James Madison	37 50	54	N	Georgia Tech	55 70
14	H	Maryland	30 69	44	H	Villanova	45 60	55	H	Princeton	64 49
								93	H	VCU	57 48
LAST 12 Division I GAMES:											
229	A	Saint Joseph's	49 61	229	H	Saint Joseph's	38 41	212	H	Fordham	38 50
273	A	Richmond	48 56	224	A	George Mason	46 61	113	H	Towson	76 63
135	H	Duquesne	53 64	177	A	Saint Louis	44 60	120	A	Dayton	53 62
261	H	St. Bonaventure	57 44	151	H	Davidson	42 62	120	H	Dayton	46 45
201	A	Massachusetts	66 59	135	A	Duquesne	55 54	127	A	South Fla.	30 63
120	A	Dayton	53 62	93	H	VCU	57 48	135	H	Duquesne	53 64
								136	H	Mercer	53 61
								151	H	Davidson	42 62
								158	A	William & Mary	59 73
								177	A	Saint Louis	44 60
								201	A	Massachusetts	66 59
								224	A	George Mason	46 61
								224	H	George Mason	60 64
								229	A	Saint Joseph's	49 61
								229	H	Saint Joseph's	38 41
								230	H	Monmouth	51 55
								233	H	Memphis	51 38
								257	A	Rhode Island	64 59
								261	H	St. Bonaventure	57 44
								273	A	Richmond	48 56
								281	A	La Salle	67 59
								327	A	Iona	43 52

Non-Div I Games:

George Washington

■ Loss,
 ■ Non-Conf,
 ■ S Site,
 ■ H Home
 ■ A Away
 N Neutral

Georgetown

Through Games Of March 5, 2019

Average RPI Win: 150		WON-LOST	WINNING	LAST 10	STRENGTH OF		OPP. STRENGTH	TEAM	ADJ.	CONF.	ADJ CONF.
Average RPI Loss: 49		RECORD	PCT. RANK	GAMES	SCHEDULE		OF SCHEDULE	RPI	RPI	RPI	RPI
DIV. I ONLY		15- 14	165	1- 0	18		58	73	73	6	6
DIV. I NON-CONF.		6- 5	143	0- 0	25		57	72	72	4	4
<hr/>											
TOTALS	RPI 1-25	RPI 26-50		W-L RECORDS		RPI 51-100		RPI 101-150		RPI 150+	
15- 14	0- 6	1- 3		OVERALL		2- 3		6- 2		6- 0	
10- 5	0- 3	1- 0		HOME		1- 2		5- 0		3- 0	
5- 7	0- 2	0- 2		AWAY		1- 1		1- 2		3- 0	
0- 2	0- 1	0- 1		NEUTRAL		0- 0		0- 0		0- 0	
6- 5	0- 2	0- 2		NON-CONFERENCE		0- 1		2- 0		4- 0	
4- 2	0- 1	0- 0		HOME		0- 1		2- 0		2- 0	
2- 1	0- 0	0- 1		AWAY		0- 0		0- 0		2- 0	
0- 2	0- 1	0- 1		NEUTRAL		0- 0		0- 0		0- 0	
9- 9	0- 4	1- 1		CONFERENCE		2- 2		4- 2		2- 0	
6- 3	0- 2	1- 0		HOME		1- 1		3- 0		1- 0	
3- 6	0- 2	0- 1		AWAY		1- 1		1- 2		1- 0	
0- 0	0- 0	0- 0		NEUTRAL		0- 0		0- 0		0- 0	

RPI 1-25				RPI 26-50				RPI 51-100				Team's RPI: 73	RPI 101+			
RPI	S	Opponent	Score	RPI	S	Opponent	Score	RPI	S	Opponent	Score		RPI	S	Opponent	Score
2	N	Baylor	46 67	31	A	James Madison	57 69	60	A	Butler	72 42		102	H	Fordham	58 38
7	H	NC State	65 76	32	N	Buffalo	64 73	60	H	Butler	50 59		118	A	St. John's (NY)	51 59
12	A	Marquette	52 59	44	A	Villanova	43 91	93	H	VCU	45 47		118	H	St. John's (NY)	82 80
12	H	Marquette	62 72	44	H	Villanova	68 63	99	A	Creighton	38 65		121	H	Pittsburgh	70 41
24	A	DePaul	71 76					99	H	Creighton	62 53		122	A	Providence	68 52
24	H	DePaul	64 69										122	H	Providence	61 56
													128	A	Seton Hall	63 76
													128	H	Seton Hall	51 43
													171	A	Rider	79 49
													200	A	Xavier	67 64
													200	H	Xavier	68 61
													206	H	UMES	74 55
													273	A	Richmond	73 53
													287	H	Loyola Maryland	45 30
LAST 12 Division I GAMES:																
200	A	Xavier	67 64	12	A	Marquette	52 59									
60	A	Butler	72 42	122	H	Providence	61 56									
118	H	St. John's (NY)	82 80	99	H	Creighton	62 53									
128	H	Seton Hall	51 43	128	A	Seton Hall	63 76									
44	A	Villanova	43 91	118	A	St. John's (NY)	51 59									
24	A	DePaul	71 76	44	H	Villanova	68 63									

Non-Div I Games:

Georgetown

■ Loss,
 ■ Non-Conf,
 ■ S Site,
 ■ H Home
 ■ A Away
 N Neutral

Average RPI Win:	209	WON-LOST	WINNING	LAST 10	STRENGTH OF	OPP. STRENGTH	TEAM	ADJ.	CONF.	ADJ CONF.
Average RPI Loss:	40	RECORD	PCT. RANK	GAMES	SCHEDULE	OF SCHEDULE	RPI	RPI	RPI	RPI
DIV. I ONLY	18- 11	106	0- 1	124	75	103	103	5	5	
DIV. I NON-CONF.	9- 4	85	0- 0	248	225	135	135	5	5	
TOTALS	RPI 1-25	RPI 26-50	W-L RECORDS	RPI 51-100	RPI 101-150	RPI 150+				
18- 11	0- 5	0- 4	OVERALL	4- 1	1- 0	13- 1				
13- 3	0- 2	0- 0	HOME	3- 0	1- 0	9- 1				
4- 7	0- 2	0- 4	AWAY	1- 1	0- 0	3- 0				
1- 1	0- 1	0- 0	NEUTRAL	0- 0	0- 0	1- 0				
9- 4	0- 1	0- 2	NON-CONFERENCE	0- 1	1- 0	8- 0				
8- 0	0- 0	0- 0	HOME	0- 0	1- 0	7- 0				
0- 3	0- 0	0- 2	AWAY	0- 1	0- 0	0- 0				
1- 1	0- 1	0- 0	NEUTRAL	0- 0	0- 0	1- 0				
9- 7	0- 4	0- 2	CONFERENCE	4- 0	0- 0	5- 1				
5- 3	0- 2	0- 0	HOME	3- 0	0- 0	2- 1				
4- 4	0- 2	0- 2	AWAY	1- 0	0- 0	3- 0				
0- 0	0- 0	0- 0	NEUTRAL	0- 0	0- 0	0- 0				

RPI 1-25				RPI 26-50				RPI 51-100				RPI 101+ Team's RPI: 103			
RPI	S	Opponent	Score	RPI	S	Opponent	Score	RPI	S	Opponent	Score	RPI	S	Opponent	Score
8	A	Mississippi St.	71 80	28	A	Missouri	35 61	54	A	Georgia Tech	53 63	136	H	Mercer	67 60
14	N	Maryland	51 58	33	A	UCLA	69 80	63	H	Tennessee	66 62	153	A	Alabama	76 67
16	H	Texas A&M	66 76	44	A	Villanova	56 62	70	H	LSU	63 50	153	H	Alabama	53 58
17	A	South Carolina	57 65	48	A	Auburn	58 59	94	A	Arkansas	80 72	193	A	Vanderbilt	71 64
21	H	Kentucky	53 58					94	H	Arkansas	93 83	202	H	Furman	61 38
												218	A	Florida	69 57
												218	H	Florida	93 58
												219	H	Ole Miss	78 56
												261	H	St. Bonaventure	67 40
												286	H	Ga. Southern	81 38
												292	H	Charleston So.	83 75
												296	H	Winthrop	85 39
												304	N	Morgan St.	60 33
												328	H	Lipscomb	77 45
												331	H	Presbyterian	83 59
LAST 12 Division I GAMES:															
21	H	Kentucky	53 58	218	H	Florida	93 58								
218	A	Florida	69 57	48	A	Auburn	58 59								
153	A	Alabama	76 67	94	A	Arkansas	80 72								
94	H	Arkansas	93 83	153	H	Alabama	53 58								
219	H	Ole Miss	78 56	16	H	Texas A&M	66 76								
17	A	South Carolina	57 65	28	A	Missouri	35 61								

Non-Div I Games:

Georgia

■ Loss,
 ■ Non-Conf,
 ■ S Site,
 ■ H Home
 ■ A Away
 N Neutral

Georgia St.

Through Games Of March 5, 2019

Average RPI Win:	231	WON-LOST	WINNING	LAST 10	STRENGTH OF	OPP. STRENGTH	TEAM	ADJ.	CONF.	ADJ CONF.
Average RPI Loss:	111	RECORD	PCT. RANK	GAMES	SCHEDULE	OF SCHEDULE	RPI	RPI	RPI	RPI
DIV. I ONLY	16- 12	134	0- 1	150	192	133	133	12	12	
DIV. I NON-CONF.	6- 5	143	0- 0	222	250	168	168	14	14	
TOTALS	RPI 1-25	RPI 26-50	W-L RECORDS	RPI 51-100	RPI 101-150	RPI 150+				
16- 12	0- 1	0- 1	OVERALL	3- 4	1- 2	12- 4				
9- 4	0- 0	0- 0	HOME	2- 1	1- 1	6- 2				
7- 8	0- 1	0- 1	AWAY	1- 3	0- 1	6- 2				
0- 0	0- 0	0- 0	NEUTRAL	0- 0	0- 0	0- 0				
6- 5	0- 1	0- 1	NON-CONFERENCE	0- 2	0- 0	6- 1				
4- 1	0- 0	0- 0	HOME	0- 1	0- 0	4- 0				
2- 4	0- 1	0- 1	AWAY	0- 1	0- 0	2- 1				
0- 0	0- 0	0- 0	NEUTRAL	0- 0	0- 0	0- 0				
10- 7	0- 0	0- 0	CONFERENCE	3- 2	1- 2	6- 3				
5- 3	0- 0	0- 0	HOME	2- 0	1- 1	2- 2				
5- 4	0- 0	0- 0	AWAY	1- 2	0- 1	4- 1				
0- 0	0- 0	0- 0	NEUTRAL	0- 0	0- 0	0- 0				

RPI 1-25				RPI 26-50				RPI 51-100				RPI 101+				Team's RPI: 133	
RPI	S	Opponent	Score	RPI	S	Opponent	Score	RPI	S	Opponent	Score	RPI	S	Opponent	Score		
23	A	Florida St.	43 79	30	A	Rice	49 66	54	H	Georgia Tech	71 78	104	A	South Alabama	59 62		
								66	A	Middle Tenn.	54 69	104	H	South Alabama	59 68		
								69	A	Little Rock	50 82	149	H	Appalachian St.	85 75		
								77	A	UT Arlington	45 69	162	A	Texas St.	57 34		
								77	H	UT Arlington	50 48	162	H	Texas St.	60 69		
								91	A	Troy	85 70	174	H	Coastal Caro.	62 67		
								91	H	Troy	84 80	180	A	Arkansas St.	64 62		
												210	A	Jacksonville St.	56 61		
												222	H	Bethune-Cookman	62 57		
												263	A	Louisiana	54 57		
												263	H	Louisiana	74 71		
												286	A	Ga. Southern	83 66		
												303	A	La.-Monroe	56 41		
												303	H	La.-Monroe	68 46		
												305	A	Fla. Atlantic	75 59		
												307	H	UNC Greensboro	70 63		
												310	H	Kennesaw St.	79 73		
												315	A	FIU	67 61		
												339	H	N.C. Central	65 54		
LAST 12 Division I GAMES:																	
				69	A	Little Rock	50 82					263	H	Louisiana	74 71		
				180	A	Arkansas St.	64 62					303	H	La.-Monroe	68 46		
				174	H	Coastal Caro.	62 67					286	A	Ga. Southern	83 66		
				149	H	Appalachian St.	85 75					77	A	UT Arlington	45 69		
				104	A	South Alabama	59 62					162	A	Texas St.	57 34		
				91	A	Troy	85 70					91	H	Troy	84 80		

Non-Div I Games:

Georgia St.

■ Loss,
 ■ Non-Conf,
 S Site,
 ■ Home
 ■ Away
 N Neutral

Average RPI Win:	154	WON-LOST	WINNING	LAST 10	STRENGTH OF	OPP. STRENGTH	TEAM	ADJ.	CONF.	ADJ CONF.
Average RPI Loss:	40	RECORD	PCT. RANK	GAMES	SCHEDULE	OF SCHEDULE	RPI	RPI	RPI	RPI
DIV. I ONLY	17- 12	126	0- 1	34	21	54	54	1	1	
DIV. I NON-CONF.	10- 3	59	0- 0	166	181	67	67	1	1	
TOTALS	RPI 1-25	RPI 26-50	W-L RECORDS	RPI 51-100	RPI 101-150	RPI 150+				
17- 12	1- 7	0- 1	OVERALL	3- 3	8- 1	5- 0				
11- 3	1- 3	0- 0	HOME	3- 0	3- 0	4- 0				
3- 8	0- 4	0- 1	AWAY	0- 3	3- 0	0- 0				
3- 1	0- 0	0- 0	NEUTRAL	0- 0	2- 1	1- 0				
10- 3	0- 1	0- 0	NON-CONFERENCE	0- 1	5- 1	5- 0				
6- 0	0- 0	0- 0	HOME	0- 0	2- 0	4- 0				
1- 2	0- 1	0- 0	AWAY	0- 1	1- 0	0- 0				
3- 1	0- 0	0- 0	NEUTRAL	0- 0	2- 1	1- 0				
7- 9	1- 6	0- 1	CONFERENCE	3- 2	3- 0	0- 0				
5- 3	1- 3	0- 0	HOME	3- 0	1- 0	0- 0				
2- 6	0- 3	0- 1	AWAY	0- 2	2- 0	0- 0				
0- 0	0- 0	0- 0	NEUTRAL	0- 0	0- 0	0- 0				

RPI 1-25				RPI 26-50				RPI 51-100				RPI 101+			
RPI	S	Opponent	Score	RPI	S	Opponent	Score	RPI	S	Opponent	Score	RPI	S	Opponent	Score
1	A	Notre Dame	50 90	39	A	North Carolina	90 91	56	A	Clemson	61 71	103	H	Georgia	63 53
1	H	Notre Dame	55 76					56	H	Clemson	75 53	112	N	Idaho St.	74 51
3	A	Louisville	44 61					62	H	Virginia Tech	76 68	120	N	Dayton	66 85
7	H	NC State	60 68					79	H	Duke	70 64	121	H	Pittsburgh	67 55
10	H	Syracuse	65 55					95	A	Virginia	45 53	124	A	Boston College	81 76
14	A	Maryland	54 67					98	A	Houston	89 95	128	N	Seton Hall	84 73
18	A	Miami (FL)	56 69									133	A	Georgia St.	78 71
23	H	Florida St.	55 64									143	A	Wake Forest	60 46
												149	H	Appalachian St.	71 53
												215	N	George Washington	70 55
												262	H	Alabama St.	69 42
												267	H	Wofford	81 40
												310	H	Kennesaw St.	60 35
												341	H	Western Caro.	84 49
LAST 12 Division I GAMES:															
23	H	Florida St.	55 64	121	H	Pittsburgh	67 55								
18	A	Miami (FL)	56 69	1	A	Notre Dame	50 90								
95	A	Virginia	45 53	39	A	North Carolina	90 91								
56	H	Clemson	75 53	7	H	NC State	60 68								
62	H	Virginia Tech	76 68	10	H	Syracuse	65 55								
143	A	Wake Forest	60 46	56	A	Clemson	61 71								

Non-Div I Games:

Georgia Tech

■ Loss,
 ■ Non-Conf,
 ■ S Site,
 ■ H Home
 ■ A Away
 N Neutral

Gonzaga

Through Games Of March 5, 2019

Average RPI Win:	140	WON-LOST	WINNING	LAST 10	STRENGTH OF	OPP. STRENGTH	TEAM	ADJ.	CONF.	ADJ CONF.
Average RPI Loss:	23	RECORD	PCT. RANK	GAMES	SCHEDULE	OF SCHEDULE	RPI	RPI	RPI	RPI
DIV. I ONLY	27- 3	5	1- 0	70	63	13	13	7	7	
DIV. I NON-CONF.	11- 1	13	1- 0	58	5	12	12	7	7	
TOTALS	RPI 1-25	RPI 26-50	W-L RECORDS	RPI 51-100	RPI 101-150	RPI 150+				
27- 3	2- 1	0- 2	OVERALL	8- 0	4- 0	13- 0				
14- 1	1- 0	0- 1	HOME	4- 0	2- 0	7- 0				
11- 1	0- 0	0- 1	AWAY	4- 0	1- 0	6- 0				
2- 1	1- 1	0- 0	NEUTRAL	0- 0	1- 0	0- 0				
11- 1	2- 1	0- 0	NON-CONFERENCE	2- 0	2- 0	5- 0				
6- 0	1- 0	0- 0	HOME	1- 0	1- 0	3- 0				
3- 0	0- 0	0- 0	AWAY	1- 0	0- 0	2- 0				
2- 1	1- 1	0- 0	NEUTRAL	0- 0	1- 0	0- 0				
16- 2	0- 0	0- 2	CONFERENCE	6- 0	2- 0	8- 0				
8- 1	0- 0	0- 1	HOME	3- 0	1- 0	4- 0				
8- 1	0- 0	0- 1	AWAY	3- 0	1- 0	4- 0				
0- 0	0- 0	0- 0	NEUTRAL	0- 0	0- 0	0- 0				

RPI	S	Opponent	Score	RPI	S	Opponent	Score	RPI	S	Opponent	Score	RPI	S	Opponent	Score
1	N	Notre Dame	65 81	34	A	BYU	68 70	53	A	Saint Mary's (CA)	66 52	106	A	Pepperdine	79 54
4	H	Stanford	79 73	34	H	BYU	64 66	53	H	Saint Mary's (CA)	74 62	106	H	Pepperdine	83 60
25	N	Rutgers	57 40					65	A	Missouri St.	70 67	112	H	Idaho St.	70 51
								67	H	Idaho	88 51	114	N	Western Ky.	76 55
								92	A	Pacific	63 51	152	H	Washington St.	76 53
								92	H	Pacific	88 65	163	A	Santa Clara	74 61
								100	A	Loyola Marymount	78 53	163	H	Santa Clara	78 61
								100	H	Loyola Marymount	68 58	175	A	Portland	93 62
												175	H	Portland	97 71
												179	A	Eastern Wash.	63 51
												188	H	Montana	76 52
												194	A	UNLV	70 59
												252	A	San Francisco	64 44
												252	H	San Francisco	78 51
												269	A	San Diego	86 61
												269	H	San Diego	71 44
												270	H	Colorado St.	50 39
LAST 12 Division I GAMES:															
114	N	Western Ky.	76 55	34	H	BYU	64 66	269	H	San Diego	71 44	175	A	Portland	93 62
25	N	Rutgers	57 40					53	A	Saint Mary's (CA)	66 52	92	A	Pacific	63 51
100	H	Loyola Marymount	68 58					92	A	Pacific	63 51	163	H	Santa Clara	78 61
106	H	Pepperdine	83 60												
252	A	San Francisco	64 44												
163	A	Santa Clara	74 61												

Non-Div I Games:

Gonzaga

■ Loss,
 ■ Non-Conf, S Site,
 ■ Home
 ■ Away
 N Neutral

Grambling

Through Games Of March 5, 2019

Average RPI Win: 248	WON-LOST	WINNING	LAST 10	STRENGTH OF	OPP. STRENGTH	TEAM	ADJ.	CONF.	ADJ CONF.
Average RPI Loss: 180	RECORD	PCT. RANK	GAMES	SCHEDULE	OF SCHEDULE	RPI	RPI	RPI	RPI
DIV. I ONLY	13- 15	196	0- 1	294	287	217	217	29	29
DIV. I NON-CONF.	3- 9	271	0- 0	103	77	201	201	28	28
TOTALS	RPI 1-25	RPI 26-50	W-L RECORDS	RPI 51-100	RPI 101-150	RPI 150+			
13- 15	0- 0	1- 2	OVERALL	1- 1	0- 2	11- 10			
5- 3	0- 0	0- 0	HOME	0- 0	0- 0	5- 3			
6- 11	0- 0	0- 1	AWAY	0- 1	0- 2	6- 7			
2- 1	0- 0	1- 1	NEUTRAL	1- 0	0- 0	0- 0			
3- 9	0- 0	1- 2	NON-CONFERENCE	1- 1	0- 2	1- 4			
1- 0	0- 0	0- 0	HOME	0- 0	0- 0	1- 0			
0- 8	0- 0	0- 1	AWAY	0- 1	0- 2	0- 4			
2- 1	0- 0	1- 1	NEUTRAL	1- 0	0- 0	0- 0			
10- 6	0- 0	0- 0	CONFERENCE	0- 0	0- 0	10- 6			
4- 3	0- 0	0- 0	HOME	0- 0	0- 0	4- 3			
6- 3	0- 0	0- 0	AWAY	0- 0	0- 0	6- 3			
0- 0	0- 0	0- 0	NEUTRAL	0- 0	0- 0	0- 0			

RPI S	Opponent	Score	RPI S	Opponent	Score	RPI S	Opponent	Score	RPI S	Opponent	Score	Team's RPI: 217
36 N	South Dakota	53 67	77 A	UT Arlington	54 78	127 A	South Fla.	50 67				
48 A	Auburn	48 97	100 N	Loyola Marymount	62 61	129 A	Oklahoma St.	40 86				
49 N	Indiana	65 62				153 A	Alabama	55 73				
						159 A	Kansas	45 76				
						173 A	Southern U.	65 71				
						173 H	Southern U.	81 86				
						185 A	Southern Miss.	47 68				
						198 A	Prairie View	64 63				
						198 H	Prairie View	73 57				
						205 A	Texas Southern	75 67				
						205 H	Texas Southern	72 55				
						254 A	Wichita St.	61 70				
						262 A	Alabama St.	80 72				
						268 A	Jackson St.	60 89				
						268 H	Jackson St.	74 77				
						300 A	Alabama A&M	63 51				
						316 H	McNeese	75 51				
						326 A	Mississippi Val.	61 79				
						326 H	Mississippi Val.	52 54				
						347 A	Ark.-Pine Bluff	67 57				
						347 H	Ark.-Pine Bluff	77 57				
						351 A	Alcorn	79 63				
						351 H	Alcorn	61 56				
LAST 12 Division I GAMES:												
326 A	Mississippi Val.	61 79	173 A	Southern U.	65 71							
347 A	Ark.-Pine Bluff	67 57	326 H	Mississippi Val.	52 54							
268 A	Jackson St.	60 89	347 H	Ark.-Pine Bluff	77 57							
198 H	Prairie View	73 57	268 H	Jackson St.	74 77							
205 H	Texas Southern	72 55	198 A	Prairie View	64 63							
351 A	Alcorn	79 63	205 A	Texas Southern	75 67							

Non-Div I Games:

Grambling

■ Loss,
 ■ Non-Conf,
 ■ S Site,
 ■ Home
 ■ A Away
 N Neutral

Grand Canyon

Through Games Of March 5, 2019

Average RPI Win:	287	WON-LOST	WINNING	LAST 10	STRENGTH OF	OPP. STRENGTH	TEAM	ADJ.	CONF.	ADJ CONF.
Average RPI Loss:	225	RECORD	PCT. RANK	GAMES	SCHEDULE	OF SCHEDULE	RPI	RPI	RPI	RPI
DIV. I ONLY	6- 18	298	0- 1	333	330	335	335	30	30	
DIV. I NON-CONF.	2- 8	293	0- 0	322	279	345	345	30	30	
TOTALS	RPI 1-25	RPI 26-50	W-L RECORDS	RPI 51-100	RPI 101-150	RPI 150+				
6- 18	0- 0	0- 0	OVERALL	0- 0	1- 3	5- 15				
5- 6	0- 0	0- 0	HOME	0- 0	1- 1	4- 5				
1- 12	0- 0	0- 0	AWAY	0- 0	0- 2	1- 10				
0- 0	0- 0	0- 0	NEUTRAL	0- 0	0- 0	0- 0				
2- 8	0- 0	0- 0	NON-CONFERENCE	0- 0	0- 2	2- 6				
2- 3	0- 0	0- 0	HOME	0- 0	0- 1	2- 2				
0- 5	0- 0	0- 0	AWAY	0- 0	0- 1	0- 4				
0- 0	0- 0	0- 0	NEUTRAL	0- 0	0- 0	0- 0				
4- 10	0- 0	0- 0	CONFERENCE	0- 0	1- 1	3- 9				
3- 3	0- 0	0- 0	HOME	0- 0	1- 0	2- 3				
1- 7	0- 0	0- 0	AWAY	0- 0	0- 1	1- 6				
0- 0	0- 0	0- 0	NEUTRAL	0- 0	0- 0	0- 0				

RPI 1-25			RPI 26-50			RPI 51-100			RPI 101+ Team's RPI: 335		
RPI	S	Opponent	Score	RPI	S	Opponent	Score	RPI	S	Opponent	Score
								119	A	UNCW	55 77
								132	H	Portland St.	55 60
								144	A	New Mexico St.	52 81
								144	H	New Mexico St.	54 51
								163	A	Santa Clara	55 75
								188	H	Montana	47 69
								204	A	East Carolina	47 59
								212	H	Indiana St.	81 88
								225	A	UTRGV	42 49
								225	H	UTRGV	50 66
								232	A	California Baptist	50 93
								232	H	California Baptist	75 71
								237	A	UMKC	45 73
								237	H	UMKC	56 65
								265	A	CSU Bakersfield	37 51
								265	H	CSU Bakersfield	46 59
								271	A	Long Beach St.	50 57
								277	A	Utah Valley	46 57
								295	A	UC Santa Barbara	55 66
								301	H	Incarnate Word	74 63
								345	A	Seattle U	74 73
								349	H	LIU Brooklyn	65 62
								350	A	Chicago St.	48 50
								350	H	Chicago St.	84 49
LAST 12 Division I GAMES:											
265	A	CSU Bakersfield	37 51	265	H	CSU Bakersfield	46 59				
232	A	California Baptist	50 93	232	H	California Baptist	75 71				
350	H	Chicago St.	84 49	237	A	UMKC	45 73				
237	H	UMKC	56 65	350	A	Chicago St.	48 50				
144	A	New Mexico St.	52 81	225	H	UTRGV	50 66				
225	A	UTRGV	42 49	144	H	New Mexico St.	54 51				

Non-Div I Games:

Grand Canyon

■ Loss,
 ■ Non-Conf, S Site,
 ■ Home
 ■ Away
 N Neutral

Average RPI Win:	216	WON-LOST	WINNING	LAST 10	STRENGTH OF	OPP. STRENGTH	TEAM	ADJ.	CONF.	ADJ CONF.
Average RPI Loss:	66	RECORD	PCT. RANK	GAMES	SCHEDULE	OF SCHEDULE	RPI	RPI	RPI	RPI
DIV. I ONLY	19- 8	63	1- 0	125	167	68	68	20	20	
DIV. I NON-CONF.	4- 5	190	0- 0	3	15	38	38	18	18	
TOTALS	RPI 1-25	RPI 26-50	W-L RECORDS	RPI 51-100	RPI 101-150	RPI 150+				
19- 8	0- 2	1- 2	OVERALL	2- 1	3- 3	13- 0				
11- 2	0- 0	0- 0	HOME	2- 0	2- 2	7- 0				
8- 6	0- 2	1- 2	AWAY	0- 1	1- 1	6- 0				
0- 0	0- 0	0- 0	NEUTRAL	0- 0	0- 0	0- 0				
4- 5	0- 2	1- 2	NON-CONFERENCE	1- 0	1- 1	1- 0				
3- 1	0- 0	0- 0	HOME	1- 0	1- 1	1- 0				
1- 4	0- 2	1- 2	AWAY	0- 0	0- 0	0- 0				
0- 0	0- 0	0- 0	NEUTRAL	0- 0	0- 0	0- 0				
15- 3	0- 0	0- 0	CONFERENCE	1- 1	2- 2	12- 0				
8- 1	0- 0	0- 0	HOME	1- 0	1- 1	6- 0				
7- 2	0- 0	0- 0	AWAY	0- 1	1- 1	6- 0				
0- 0	0- 0	0- 0	NEUTRAL	0- 0	0- 0	0- 0				

RPI 1-25				RPI 26-50				RPI 51-100 Team's RPI: 68				RPI 101+			
RPI	S	Opponent	Score	RPI	S	Opponent	Score	RPI	S	Opponent	Score	RPI	S	Opponent	Score
12	A	Marquette	54 80	28	A	Missouri	56 49	57	H	Maine	70 39	108	H	Northwestern	55 57
24	A	DePaul	64 73	29	A	South Dakota St.	47 77	75	A	Wright St.	67 85	117	A	Youngstown St.	59 70
				36	A	South Dakota	49 55	75	H	Wright St.	56 37	117	H	Youngstown St.	60 42
												120	H	Dayton	51 35
												130	A	IUPUI	45 43
												130	H	IUPUI	63 67
												190	H	Wisconsin	55 46
												195	A	Milwaukee	76 62
												195	H	Milwaukee	59 45
												239	A	Northern Ky.	81 61
												239	H	Northern Ky.	70 42
												280	A	Cleveland St.	76 63
												280	H	Cleveland St.	62 53
												308	A	Oakland	77 53
												308	H	Oakland	72 32
												333	A	Detroit Mercy	65 40
												333	H	Detroit Mercy	82 37
												336	A	UIC	77 53
												336	H	UIC	62 32
LAST 12 Division I GAMES:															
336	A	UIC	77 53	75	H	Wright St.	56 37								
130	A	IUPUI	45 43	239	H	Northern Ky.	70 42								
333	H	Detroit Mercy	82 37	195	H	Milwaukee	59 45								
308	H	Oakland	72 32	130	H	IUPUI	63 67								
280	A	Cleveland St.	76 63	336	H	UIC	62 32								
117	A	Youngstown St.	59 70	308	A	Oakland	77 53								

Non-Div I Games: Wis.-Parkside 81 32

Green Bay

■ Loss,
 ■ Non-Conf, S Site,
 ■ Home
 ■ Away
 N Neutral

Average RPI Win:	258	WON-LOST	WINNING	LAST 10	STRENGTH OF	OPP. STRENGTH	TEAM	ADJ.	CONF.	ADJ CONF.
Average RPI Loss:	179	RECORD	PCT. RANK	GAMES	SCHEDULE	OF SCHEDULE	RPI	RPI	RPI	RPI
DIV. I ONLY	14- 12	152	0- 1	288	277	207	207	28	28	
DIV. I NON-CONF.	3- 7	256	0- 1	218	132	274	274	29	29	
TOTALS	RPI 1-25	RPI 26-50	W-L RECORDS	RPI 51-100	RPI 101-150	RPI 150+				
14- 12	0- 1	1- 0	OVERALL	1- 1	0- 2	12- 8				
8- 4	0- 0	1- 0	HOME	1- 0	0- 1	6- 3				
6- 6	0- 1	0- 0	AWAY	0- 0	0- 1	6- 4				
0- 2	0- 0	0- 0	NEUTRAL	0- 1	0- 0	0- 1				
3- 7	0- 1	1- 0	NON-CONFERENCE	0- 1	0- 0	2- 5				
2- 2	0- 0	1- 0	HOME	0- 0	0- 0	1- 2				
1- 3	0- 1	0- 0	AWAY	0- 0	0- 0	1- 2				
0- 2	0- 0	0- 0	NEUTRAL	0- 1	0- 0	0- 1				
11- 5	0- 0	0- 0	CONFERENCE	1- 0	0- 2	10- 3				
6- 2	0- 0	0- 0	HOME	1- 0	0- 1	5- 1				
5- 3	0- 0	0- 0	AWAY	0- 0	0- 1	5- 2				
0- 0	0- 0	0- 0	NEUTRAL	0- 0	0- 0	0- 0				

RPI 1-25				RPI 26-50				RPI 51-100				RPI 101+ Team's RPI: 207			
RPI	S	Opponent	Score	RPI	S	Opponent	Score	RPI	S	Opponent	Score	RPI	S	Opponent	Score
7	A	NC State	51 83	31	H	James Madison	72 65	74	N	SFA	68 70	116	A	High Point	73 82
								85	H	Radford	68 54	116	H	High Point	98 104
												169	H	Chattanooga	50 58
												187	A	UNC Asheville	61 58
												203	A	Cornell	53 79
												209	A	Campbell	46 52
												209	H	Campbell	61 50
												216	H	Elon	62 77
												246	A	Columbia	63 88
												249	A	Gardner-Webb	46 68
												249	H	Gardner-Webb	82 80
												255	N	Sacramento St.	61 65
												282	H	Samford	64 57
												292	A	Charleston So.	74 66
												292	H	Charleston So.	57 72
												296	A	Winthrop	84 63
												305	A	Fla. Atlantic	72 68
												331	A	Presbyterian	82 68
												331	H	Presbyterian	79 62
												338	A	Longwood	86 70
												338	H	Longwood	66 40
												340	H	USC Upstate	67 43
LAST 12 Division I GAMES:															
255	N	Sacramento St.	61 65	209	H	Campbell	61 50								
116	H	High Point	98 104	331	H	Presbyterian	79 62								
331	A	Presbyterian	82 68	116	A	High Point	73 82								
338	A	Longwood	86 70	340	H	USC Upstate	67 43								
249	A	Gardner-Webb	46 68	249	H	Gardner-Webb	82 80								
292	H	Charleston So.	57 72	296	A	Winthrop	84 63								

Non-Div I Games: Mid-Atlantic Christl15 48

Hampton

■ Loss,
 ■ Non-Conf,
 ■ S Site,
 ■ Home
 ■ A Away
 N Neutral

Average RPI Win: 251		WON-LOST	WINNING	LAST 10	STRENGTH OF	OPP. STRENGTH	TEAM	ADJ.	CONF.	ADJ CONF.
Average RPI Loss: 75		RECORD	PCT. RANK	GAMES	SCHEDULE	OF SCHEDULE	RPI	RPI	RPI	RPI
DIV. I ONLY		21- 9	68	0- 1	198	197	110	110	23	23
DIV. I NON-CONF.		7- 7	162	0- 1	128	83	143	143	25	25
TOTALS		RPI 1-25	RPI 26-50	W-L RECORDS	RPI 51-100	RPI 101-150	RPI 150+			
21- 9	0- 2		0- 2	OVERALL	2- 3	2- 0	17- 2			
12- 2	0- 0		0- 1	HOME	2- 1	1- 0	9- 0			
9- 5	0- 1		0- 1	AWAY	0- 2	1- 0	8- 1			
0- 2	0- 1		0- 0	NEUTRAL	0- 0	0- 0	0- 1			
7- 7	0- 2		0- 2	NON-CONFERENCE	1- 2	0- 0	6- 1			
4- 2	0- 0		0- 1	HOME	1- 1	0- 0	3- 0			
3- 3	0- 1		0- 1	AWAY	0- 1	0- 0	3- 0			
0- 2	0- 1		0- 0	NEUTRAL	0- 0	0- 0	0- 1			
14- 2	0- 0		0- 0	CONFERENCE	1- 1	2- 0	11- 1			
8- 0	0- 0		0- 0	HOME	1- 0	1- 0	6- 0			
6- 2	0- 0		0- 0	AWAY	0- 1	1- 0	5- 1			
0- 0	0- 0		0- 0	NEUTRAL	0- 0	0- 0	0- 0			

RPI 1-25					
RPI	S	Opponent	Score		
3	N	Louisville	69	86	
18	A	Miami (FL)	62	75	
RPI 26-50					
RPI	S	Opponent	Score		
41	H	Michigan St.	66	74	
44	A	Villanova	41	59	
RPI 51-100					
RPI	S	Opponent	Score		
52	A	New Mexico	65	72	
55	H	Princeton	38	75	
57	A	Maine	58	78	
57	H	Maine	49	46	
84	H	Harvard	73	60	
RPI 101+					
RPI	S	Opponent	Score		
137	A	Stony Brook	64	36	
137	H	Stony Brook	73	62	
158	H	William & Mary	50	45	
160	N	Southern Ill.	50	72	
245	A	Albany (NY)	68	56	
245	H	Albany (NY)	82	35	
247	A	Binghamton	62	73	
247	H	Binghamton	63	50	
257	A	Rhode Island	65	51	
278	A	Vermont	76	48	
278	H	Vermont	61	32	
298	H	Bryant	67	57	
304	H	Morgan St.	80	59	
309	A	UMBC	66	52	
309	H	UMBC	92	47	
320	A	UMass Lowell	66	44	
320	H	UMass Lowell	69	45	
321	A	New Hampshire	66	48	
321	H	New Hampshire	56	49	
322	A	Central Conn. St.	54	52	
330	A	NJIT	84	53	
Team's RPI: 110					
LAST 12 Division I GAMES:					
52	A	New Mexico	65	72	
18	A	Miami (FL)	62	75	
245	A	Albany (NY)	68	56	
247	H	Binghamton	63	50	
320	H	UMass Lowell	69	45	
321	H	New Hampshire	56	49	
278	A	Vermont	76	48	
57	A	Maine	58	78	
309	H	UMBC	92	47	
137	H	Stony Brook	73	62	
247	A	Binghamton	62	73	
245	H	Albany (NY)	82	35	

Non-Div I Games:

Hartford

Loss, Non-Conf, S Site, H Home A Away N Neutral

Average RPI Win:	192	WON-LOST	WINNING	LAST 10	STRENGTH OF	OPP. STRENGTH	TEAM	ADJ.	CONF.	ADJ CONF.
Average RPI Loss:	79	RECORD	PCT. RANK	GAMES	SCHEDULE	OF SCHEDULE	RPI	RPI	RPI	RPI
DIV. I ONLY	14- 11	143	1- 0	58	109	84	84	11	11	
DIV. I NON-CONF.	7- 6	153	1- 0	49	53	75	75	11	11	
TOTALS	RPI 1-25	RPI 26-50	W-L RECORDS	RPI 51-100	RPI 101-150	RPI 150+				
14- 11	0- 2	1- 1	OVERALL	1- 5	3- 2	9- 1				
6- 4	0- 1	0- 1	HOME	1- 2	2- 0	3- 0				
7- 7	0- 1	1- 0	AWAY	0- 3	1- 2	5- 1				
1- 0	0- 0	0- 0	NEUTRAL	0- 0	0- 0	1- 0				
7- 6	0- 2	1- 1	NON-CONFERENCE	0- 2	2- 1	4- 0				
2- 3	0- 1	0- 1	HOME	0- 1	1- 0	1- 0				
4- 3	0- 1	1- 0	AWAY	0- 1	1- 1	2- 0				
1- 0	0- 0	0- 0	NEUTRAL	0- 0	0- 0	1- 0				
7- 5	0- 0	0- 0	CONFERENCE	1- 3	1- 1	5- 1				
4- 1	0- 0	0- 0	HOME	1- 1	1- 0	2- 0				
3- 4	0- 0	0- 0	AWAY	0- 2	0- 1	3- 1				
0- 0	0- 0	0- 0	NEUTRAL	0- 0	0- 0	0- 0				

RPI 1-25				RPI 26-50				RPI 51-100				RPI 101+			
RPI	S	Opponent	Score	RPI	S	Opponent	Score	RPI	S	Opponent	Score	RPI	S	Opponent	Score
1	A	Notre Dame	58 103	38	A	California	85 79	55	A	Princeton	58 61	110	A	Hartford	60 73
25	H	Rutgers	49 60	45	H	Quinnipiac	67 72	55	H	Princeton	71 75	125	A	Yale	62 65
								57	H	Maine	60 67	125	H	Yale	83 69
								61	A	Penn	70 75	141	A	CSUN	75 55
								61	H	Penn	80 72	148	H	Boston U.	67 47
								88	A	Purdue	65 66	197	A	Dartmouth	73 57
												197	H	Dartmouth	56 46
												203	A	Cornell	68 61
												210	N	Jacksonville St.	69 62
												246	A	Columbia	65 75
												257	A	Rhode Island	80 47
												266	A	Siena	73 54
												281	H	La Salle	88 43
												285	A	Brown	100 83
												285	H	Brown	98 55
LAST 12 Division I GAMES:															
141	A	CSUN	75 55	55	H	Princeton	71 75								
55	A	Princeton	58 61	203	A	Cornell	68 61								
61	A	Penn	70 75	246	A	Columbia	65 75								
125	H	Yale	83 69	285	A	Brown	100 83								
285	H	Brown	98 55	125	A	Yale	62 65								
61	H	Penn	80 72	197	A	Dartmouth	73 57								

Non-Div I Games:

Harvard

■ Loss,
 ■ Non-Conf, S Site,
 ■ Home
 ■ Away
 N Neutral

Hawaii

Through Games Of March 5, 2019

Average RPI Win:	240	WON-LOST	WINNING	LAST 10	STRENGTH OF	OPP. STRENGTH	TEAM	ADJ.	CONF.	ADJ CONF.
Average RPI Loss:	155	RECORD	PCT. RANK	GAMES	SCHEDULE	OF SCHEDULE	RPI	RPI	RPI	RPI
DIV. I ONLY	11- 15	215	0- 1	188	215	236	236	21	21	
DIV. I NON-CONF.	3- 9	271	0- 1	144	124	271	271	20	20	
TOTALS	RPI 1-25	RPI 26-50	W-L RECORDS	RPI 51-100	RPI 101-150	RPI 150+				
11- 15	0- 1	0- 0	OVERALL	2- 4	0- 3	9- 7				
7- 8	0- 1	0- 0	HOME	2- 2	0- 3	5- 2				
4- 6	0- 0	0- 0	AWAY	0- 1	0- 0	4- 5				
0- 1	0- 0	0- 0	NEUTRAL	0- 1	0- 0	0- 0				
3- 9	0- 1	0- 0	NON-CONFERENCE	1- 3	0- 1	2- 4				
2- 5	0- 1	0- 0	HOME	1- 2	0- 1	1- 1				
1- 3	0- 0	0- 0	AWAY	0- 0	0- 0	1- 3				
0- 1	0- 0	0- 0	NEUTRAL	0- 1	0- 0	0- 0				
8- 6	0- 0	0- 0	CONFERENCE	1- 1	0- 2	7- 3				
5- 3	0- 0	0- 0	HOME	1- 0	0- 2	4- 1				
3- 3	0- 0	0- 0	AWAY	0- 1	0- 0	3- 2				
0- 0	0- 0	0- 0	NEUTRAL	0- 0	0- 0	0- 0				

RPI 1-25				RPI 26-50				RPI 51-100				RPI 101+ Team's RPI: 236			
RPI	S	Opponent	Score	RPI	S	Opponent	Score	RPI	S	Opponent	Score	RPI	S	Opponent	Score
4	H	Stanford	59 81					59	H	FGCU	67 73	106	H	Pepperdine	64 65
								67	H	Idaho	69 61	141	H	CSUN	29 49
								76	N	Utah	48 73	147	H	UC Riverside	55 60
								78	H	American	57 69	175	H	Portland	65 72
								81	A	UC Davis	46 72	181	A	UC Irvine	70 68
								81	H	UC Davis	65 60	181	H	UC Irvine	48 53
												194	A	UNLV	66 61
												234	A	San Diego St.	57 58
												244	A	Nevada	78 79
												260	A	Cal St. Fullerton	68 72
												260	H	Cal St. Fullerton	70 55
												269	A	San Diego	50 58
												271	A	Long Beach St.	40 56
												271	H	Long Beach St.	63 49
												295	A	UC Santa Barbara	47 35
												295	H	UC Santa Barbara	72 49
												323	A	Cal Poly	71 54
												323	H	Cal Poly	70 52
												345	H	Seattle U	67 51
LAST 12 Division I GAMES:															
				76	N	Utah	48 73	271	A	Long Beach St.	40 56				
				260	H	Cal St. Fullerton	70 55	181	A	UC Irvine	70 68				
				81	A	UC Davis	46 72	323	H	Cal Poly	70 52				
				181	H	UC Irvine	48 53	147	H	UC Riverside	55 60				
				271	H	Long Beach St.	63 49	295	A	UC Santa Barbara	47 35				
				295	H	UC Santa Barbara	72 49	323	A	Cal Poly	71 54				

Non-Div I Games: Hawaii Pacific 66 51

Hawaii

■ Loss,
 ■ Non-Conf, S Site,
 ■ Home
 ■ Away
 N Neutral

Average RPI Win:	274	WON-LOST	WINNING	LAST 10	STRENGTH OF	OPP. STRENGTH	TEAM	ADJ.	CONF.	ADJ CONF.
Average RPI Loss:	90	RECORD	PCT. RANK	GAMES	SCHEDULE	OF SCHEDULE	RPI	RPI	RPI	RPI
DIV. I ONLY	18- 7	60	1- 0	248	296	116	116	28	28	
DIV. I NON-CONF.	5- 4	139	0- 0	124	216	107	107	29	29	
TOTALS	RPI 1-25	RPI 26-50	W-L RECORDS	RPI 51-100	RPI 101-150	RPI 150+				
18- 7	0- 1	0- 1	OVERALL	1- 3	0- 0	17- 2				
11- 1	0- 0	0- 0	HOME	1- 1	0- 0	10- 0				
7- 6	0- 1	0- 1	AWAY	0- 2	0- 0	7- 2				
0- 0	0- 0	0- 0	NEUTRAL	0- 0	0- 0	0- 0				
5- 4	0- 1	0- 1	NON-CONFERENCE	1- 1	0- 0	4- 1				
4- 0	0- 0	0- 0	HOME	1- 0	0- 0	3- 0				
1- 4	0- 1	0- 1	AWAY	0- 1	0- 0	1- 1				
0- 0	0- 0	0- 0	NEUTRAL	0- 0	0- 0	0- 0				
13- 3	0- 0	0- 0	CONFERENCE	0- 2	0- 0	13- 1				
7- 1	0- 0	0- 0	HOME	0- 1	0- 0	7- 0				
6- 2	0- 0	0- 0	AWAY	0- 1	0- 0	6- 1				
0- 0	0- 0	0- 0	NEUTRAL	0- 0	0- 0	0- 0				

RPI 1-25				RPI 26-50				RPI 51-100				RPI 101+ Team's RPI: 116			
RPI	S	Opponent	Score	RPI	S	Opponent	Score	RPI	S	Opponent	Score	RPI	S	Opponent	Score
21	A	Kentucky	49 71	46	A	Miami (OH)	55 68	56	A	Clemson	64 83	151	A	Davidson	62 71
								78	H	American	66 61	187	A	UNC Asheville	56 67
								85	A	Radford	58 80	207	A	Hampton	104 98
								85	H	Radford	79 84	207	H	Hampton	82 73
												209	H	Campbell	65 60
												231	A	ETSU	73 65
												249	A	Gardner-Webb	78 61
												249	H	Gardner-Webb	78 70
												289	H	Norfolk St.	83 51
												292	A	Charleston So.	69 62
												292	H	Charleston So.	71 64
												296	H	Winthrop	56 54
												307	H	UNC Greensboro	82 75
												331	A	Presbyterian	70 63
												331	H	Presbyterian	79 40
												338	A	Longwood	65 54
												338	H	Longwood	70 47
												339	H	N.C. Central	80 69
												340	A	USC Upstate	87 61
LAST 12 Division I GAMES:															
207	A	Hampton	104 98	338	A	Longwood	65 54								
338	H	Longwood	70 47	207	H	Hampton	82 73								
249	H	Gardner-Webb	78 70	296	H	Winthrop	56 54								
331	A	Presbyterian	70 63	292	H	Charleston So.	71 64								
292	A	Charleston So.	69 62	209	H	Campbell	65 60								
85	H	Radford	79 84	187	A	UNC Asheville	56 67								

Non-Div I Games: Greensboro 102 50 Mars Hill 86 36

High Point

Loss, Non-Conf, S Site, H Home A Away N Neutral

Hofstra

Through Games Of March 5, 2019

Average RPI Win:	233	WON-LOST	WINNING	LAST 10	STRENGTH OF	OPP. STRENGTH	TEAM	ADJ.	CONF.	ADJ CONF.
Average RPI Loss:	136	RECORD	PCT. RANK	GAMES	SCHEDULE	OF SCHEDULE	RPI	RPI	RPI	RPI
DIV. I ONLY	8- 19	277	0- 1	104	195	226	226	10	10	
DIV. I NON-CONF.	5- 6	177	0- 0	201	337	199	199	10	10	
TOTALS	RPI 1-25	RPI 26-50	W-L RECORDS	RPI 51-100	RPI 101-150	RPI 150+				
8- 19	0- 0	0- 2	OVERALL	0- 3	2- 8	6- 6				
3- 9	0- 0	0- 1	HOME	0- 1	1- 3	2- 4				
4- 8	0- 0	0- 1	AWAY	0- 1	1- 4	3- 2				
1- 2	0- 0	0- 0	NEUTRAL	0- 1	0- 1	1- 0				
5- 6	0- 0	0- 0	NON-CONFERENCE	0- 1	0- 2	5- 3				
1- 2	0- 0	0- 0	HOME	0- 0	0- 0	1- 2				
3- 2	0- 0	0- 0	AWAY	0- 0	0- 1	3- 1				
1- 2	0- 0	0- 0	NEUTRAL	0- 1	0- 1	1- 0				
3- 13	0- 0	0- 2	CONFERENCE	0- 2	2- 6	1- 3				
2- 7	0- 0	0- 1	HOME	0- 1	1- 3	1- 2				
1- 6	0- 0	0- 1	AWAY	0- 1	1- 3	0- 1				
0- 0	0- 0	0- 0	NEUTRAL	0- 0	0- 0	0- 0				

RPI S	Opponent	Score	RPI S	Opponent	Score	RPI S	Opponent	Score	RPI S	Opponent	Score	Team's RPI: 226
31	A James Madison	54 77	75	N Wright St.	64 93	109	A Northeastern	63 62				
31	H James Madison	44 59	80	A Drexel	39 62	109	H Northeastern	78 61				
			80	H Drexel	49 61	113	A Towson	68 92				
						113	H Towson	56 68				
						119	A UNCW	54 89				
						119	H UNCW	51 61				
						126	N Marist	57 71				
						137	A Stony Brook	49 77				
						138	A Delaware	47 57				
						138	H Delaware	59 78				
						158	H William & Mary	55 60				
						184	A Holy Cross	66 72				
						189	N Stetson	53 50				
						192	H Sacred Heart	64 70				
						216	H Elon	64 77				
						246	H Columbia	63 65				
						261	A St. Bonaventure	67 59				
						266	A Siena	57 50				
						293	A Col. of Charleston	62 70				
						293	H Col. of Charleston	68 49				
						309	A UMBC	45 42				
						327	H Iona	74 49				
LAST 12 Division I GAMES:												
119	H UNCW	51 61	113	H Towson	56 68							
293	H Col. of Charleston	68 49	293	A Col. of Charleston	62 70							
109	A Northeastern	63 62	119	A UNCW	54 89							
138	A Delaware	47 57	109	H Northeastern	78 61							
80	A Drexel	39 62	80	H Drexel	49 61							
31	H James Madison	44 59	138	H Delaware	59 78							

Non-Div I Games: Wilmington (DE) 77 56

Hofstra

Loss, Non-Conf, S Site, H Home A Away N Neutral

Holy Cross

Through Games Of March 5, 2019

Average RPI Win:	241	WON-LOST	WINNING	LAST 10	STRENGTH OF	OPP. STRENGTH	TEAM	ADJ.	CONF.	ADJ CONF.
Average RPI Loss:	198	RECORD	PCT. RANK	GAMES	SCHEDULE	OF SCHEDULE	RPI	RPI	RPI	RPI
DIV. I ONLY	17- 11	115	1- 0	315	231	184	184	18	18	
DIV. I NON-CONF.	8- 3	72	0- 0	341	286	203	203	21	21	
TOTALS	RPI 1-25	RPI 26-50	W-L RECORDS	RPI 51-100	RPI 101-150	RPI 150+				
17- 11	0- 0	1- 1	OVERALL	0- 2	2- 2	14- 6				
11- 3	0- 0	1- 0	HOME	0- 1	1- 0	9- 2				
6- 8	0- 0	0- 1	AWAY	0- 1	1- 2	5- 4				
0- 0	0- 0	0- 0	NEUTRAL	0- 0	0- 0	0- 0				
8- 3	0- 0	0- 0	NON-CONFERENCE	0- 0	0- 1	8- 2				
5- 1	0- 0	0- 0	HOME	0- 0	0- 0	5- 1				
3- 2	0- 0	0- 0	AWAY	0- 0	0- 1	3- 1				
0- 0	0- 0	0- 0	NEUTRAL	0- 0	0- 0	0- 0				
9- 8	0- 0	1- 1	CONFERENCE	0- 2	2- 1	6- 4				
6- 2	0- 0	1- 0	HOME	0- 1	1- 0	4- 1				
3- 6	0- 0	0- 1	AWAY	0- 1	1- 1	2- 3				
0- 0	0- 0	0- 0	NEUTRAL	0- 0	0- 0	0- 0				

RPI 1-25	RPI 26-50	RPI 51-100	RPI 101+ Team's RPI: 184
RPI S Opponent Score	RPI S Opponent Score	RPI S Opponent Score	RPI S Opponent Score
	40 Bucknell 71 75	78 American 58 70	124 Boston College 63 89
	40 Bucknell 61 60	78 American 44 71	139 Lehigh 55 64
			148 Boston U. 64 61
			148 Boston U. 75 69
			171 Rider 71 61
			226 Hofstra 72 66
			245 Albany (NY) 56 50
			250 Navy 47 54
			250 Navy 47 44
			253 Colgate 80 67
			253 Colgate 67 70
			257 Rhode Island 73 65
			274 Manhattan 61 53
			278 Vermont 65 40
			284 Army West Point 53 60
			284 Army West Point 58 39
			285 Brown 85 89
			287 Loyola Maryland 58 48
			287 Loyola Maryland 78 60
			298 Bryant 81 62
			320 UMass Lowell 63 54
			321 New Hampshire 62 74
			325 Lafayette 63 73
			325 Lafayette 56 53
LAST 12 Division I GAMES:			
253 Colgate 80 67	287 Loyola Maryland 58 48		
78 American 44 71	325 Lafayette 56 53		
40 Bucknell 61 60	78 American 58 70		
284 Army West Point 53 60	40 Bucknell 71 75		
148 Boston U. 64 61	284 Army West Point 58 39		
250 Navy 47 44	148 Boston U. 75 69		

Non-Div I Games:

Holy Cross

Loss, Non-Conf, S Site, Home Away N Neutral

Average RPI Win: 198		WON-LOST	WINNING	LAST 10	STRENGTH OF	OPP. STRENGTH	TEAM	ADJ.	CONF.	ADJ CONF.
Average RPI Loss: 66		RECORD	PCT. RANK	GAMES	SCHEDULE	OF SCHEDULE	RPI	RPI	RPI	RPI
DIV. I ONLY		15- 14	165	0- 1	54	86	98	98	9	9
DIV. I NON-CONF.		6- 7	172	0- 0	69	101	110	110	8	8
TOTALS		RPI 1-25	RPI 26-50		W-L RECORDS		RPI 51-100	RPI 101-150		RPI 150+
15- 14	0- 5	0- 1		OVERALL		1- 4	1- 2		13- 2	
6- 7	0- 3	0- 0		HOME		1- 2	0- 2		5- 0	
9- 7	0- 2	0- 1		AWAY		0- 2	1- 0		8- 2	
0- 0	0- 0	0- 0		NEUTRAL		0- 0	0- 0		0- 0	
6- 7	0- 1	0- 1		NON-CONFERENCE		1- 3	0- 1		5- 1	
1- 4	0- 1	0- 0		HOME		1- 2	0- 1		0- 0	
5- 3	0- 0	0- 1		AWAY		0- 1	0- 0		5- 1	
0- 0	0- 0	0- 0		NEUTRAL		0- 0	0- 0		0- 0	
9- 7	0- 4	0- 0		CONFERENCE		0- 1	1- 1		8- 1	
5- 3	0- 2	0- 0		HOME		0- 0	0- 1		5- 0	
4- 4	0- 2	0- 0		AWAY		0- 1	1- 0		3- 1	
0- 0	0- 0	0- 0		NEUTRAL		0- 0	0- 0		0- 0	

RPI 1-25				RPI 26-50				RPI 51-100				Team's RPI: 98		RPI 101+			
RPI	S	Opponent	Score	RPI	S	Opponent	Score	RPI	S	Opponent	Score		RPI	S	Opponent	Score	
6	A	UConn	61 83	38	A	California	79 80	52	H	New Mexico	84 89		124	H	Boston College	57 64	
6	H	UConn	61 81					54	H	Georgia Tech	95 89		127	A	South Fla.	54 52	
15	A	UCF	56 58					59	A	FGCU	71 76		127	H	South Fla.	49 59	
15	H	UCF	50 59					72	A	Cincinnati	57 68		155	A	Temple	65 76	
16	H	Texas A&M	52 68					77	H	UT Arlington	61 65		155	H	Temple	78 65	
													165	H	Tulane	83 82	
													167	H	Tulsa	76 44	
													168	A	Louisiana Tech	88 100	
													185	A	Southern Miss.	61 44	
													204	H	East Carolina	63 52	
													214	A	SMU	72 61	
													214	H	SMU	69 68	
													224	A	George Mason	66 56	
													231	A	ETSU	84 77	
													233	A	Memphis	59 57	
													246	A	Columbia	83 72	
													254	A	Wichita St.	66 58	
													301	A	Incarinate Word	79 60	
LAST 12 Division I GAMES:																	
15	H	UCF	50 59	127	A	South Fla.	54 52										
6	A	UConn	61 83	155	A	Temple	65 76										
127	H	South Fla.	49 59	214	H	SMU	69 68										
233	A	Memphis	59 57	15	A	UCF	56 58										
165	H	Tulane	83 82	167	H	Tulsa	76 44										
204	H	East Carolina	63 52	72	A	Cincinnati	57 68										

Non-Div I Games:

Houston

■ Loss,
 ■ Non-Conf, S Site,
 ■ Home
 ■ Away
 N Neutral

Houston Baptist

Through Games Of March 5, 2019

Average RPI Win:	297	WON-LOST	WINNING	LAST 10	STRENGTH OF	OPP. STRENGTH	TEAM	ADJ.	CONF.	ADJ CONF.
Average RPI Loss:	194	RECORD	PCT. RANK	GAMES	SCHEDULE	OF SCHEDULE	RPI	RPI	RPI	RPI
DIV. I ONLY	3- 19	341	0- 0	293	281	342	342	25	25	
DIV. I NON-CONF.	1- 5	311	0- 0	294	175	337	337	23	23	
TOTALS	RPI 1-25	RPI 26-50	W-L RECORDS	RPI 51-100	RPI 101-150	RPI 150+				
3- 19	0- 0	0- 2	OVERALL	0- 1	0- 3	3- 13				
3- 8	0- 0	0- 1	HOME	0- 0	0- 1	3- 6				
0- 11	0- 0	0- 1	AWAY	0- 1	0- 2	0- 7				
0- 0	0- 0	0- 0	NEUTRAL	0- 0	0- 0	0- 0				
1- 5	0- 0	0- 0	NON-CONFERENCE	0- 0	0- 2	1- 3				
1- 1	0- 0	0- 0	HOME	0- 0	0- 0	1- 1				
0- 4	0- 0	0- 0	AWAY	0- 0	0- 2	0- 2				
0- 0	0- 0	0- 0	NEUTRAL	0- 0	0- 0	0- 0				
2- 14	0- 0	0- 2	CONFERENCE	0- 1	0- 1	2- 10				
2- 7	0- 0	0- 1	HOME	0- 0	0- 1	2- 5				
0- 7	0- 0	0- 1	AWAY	0- 1	0- 0	0- 5				
0- 0	0- 0	0- 0	NEUTRAL	0- 0	0- 0	0- 0				

RPI S	Opponent	Score	RPI S	Opponent	Score	RPI S	Opponent	Score	RPI S	Opponent	Score	Team's RPI: 342
50	A Lamar University	63	50	H Lamar University	97	74	A SFA	65	129	A Oklahoma St.	77	
									146	A Texas Tech	82	
									150	H Abilene Christian	72	
									166	A Nicholls St.	77	
									166	H Nicholls St.	58	
									170	H Oral Roberts	74	
									178	A North Texas	100	
									183	A Sam Houston St.	83	
									183	H Sam Houston St.	74	
									254	A Wichita St.	68	
									256	H A&M-Corpus Christi	70	
									275	H Central Ark.	77	
									288	H New Orleans	74	
									301	H Incarnate Word	59	
									303	H La.-Monroe	60	
									314	A Southeastern La.	73	
									316	A McNeese	81	
									316	H McNeese	72	
									318	A Northwestern St.	63	
LAST 12 Division I GAMES:												
316	H McNeese	72	74	A SFA	65	256	H A&M-Corpus Christi	70				
50	H Lamar University	97	301	H Incarnate Word	59	316	A McNeese	81				
183	A Sam Houston St.	83	314	A Southeastern La.	73	183	H Sam Houston St.	74				
318	A Northwestern St.	63										
166	H Nicholls St.	58										
275	H Central Ark.	77										

Non-Div I Games: Howard Payne 93 60 Tex. A&M Int'l 81 48 McMurry 92 41 Southwest (NM) 100 57
Houston Baptist

Loss, Non-Conf, S Site, H Home A Away N Neutral

Average RPI Win: 301	WON-LOST	WINNING	LAST 10	STRENGTH OF	OPP. STRENGTH	TEAM	ADJ.	CONF.	ADJ CONF.
Average RPI Loss: 188	RECORD	PCT. RANK	GAMES	SCHEDULE	OF SCHEDULE	RPI	RPI	RPI	RPI
DIV. I ONLY	17- 11	115	1- 0	342	343	220	220	32	32
DIV. I NON-CONF.	7- 6	153	0- 0	297	300	197	197	32	32
TOTALS	RPI 1-25	RPI 26-50	W-L RECORDS	RPI 51-100	RPI 101-150	RPI 150+			
17- 11	0- 0	0- 1	OVERALL	0- 1	0- 1	17- 8			
8- 4	0- 0	0- 0	HOME	0- 0	0- 1	8- 3			
9- 7	0- 0	0- 1	AWAY	0- 1	0- 0	9- 5			
0- 0	0- 0	0- 0	NEUTRAL	0- 0	0- 0	0- 0			
7- 6	0- 0	0- 1	NON-CONFERENCE	0- 1	0- 1	7- 3			
2- 2	0- 0	0- 0	HOME	0- 0	0- 1	2- 1			
5- 4	0- 0	0- 1	AWAY	0- 1	0- 0	5- 2			
0- 0	0- 0	0- 0	NEUTRAL	0- 0	0- 0	0- 0			
10- 5	0- 0	0- 0	CONFERENCE	0- 0	0- 0	10- 5			
6- 2	0- 0	0- 0	HOME	0- 0	0- 0	6- 2			
4- 3	0- 0	0- 0	AWAY	0- 0	0- 0	4- 3			
0- 0	0- 0	0- 0	NEUTRAL	0- 0	0- 0	0- 0			

RPI S	Opponent	Score	RPI S	Opponent	Score	RPI S	Opponent	Score	RPI S	Opponent	Score	Team's RPI: 220
			39 North Carolina	63 85		72 Cincinnati	51 85		136 Mercer	70 85		
									158 William & Mary	75 88		
									196 N.C. A&T	58 63		
									206 UMES	72 80		
									206 UMES	73 80		
									209 Campbell	69 64		
									222 Bethune-Cookman	63 76		
									222 Bethune-Cookman	61 40		
									224 George Mason	73 59		
									264 Niagara	68 61		
									266 Siena	81 86		
									273 Richmond	60 67		
									281 La Salle	57 54		
									289 Norfolk St.	74 70		
									290 South Carolina St.	63 72		
									304 Morgan St.	74 62		
									304 Morgan St.	79 56		
									313 Coppin St.	88 81		
									315 FIU	89 62		
									330 NJIT	77 57		
									337 Delaware St.	78 62		
									339 N.C. Central	80 70		
									343 Fairleigh Dickinson	79 58		
									346 Florida A&M	81 59		
									346 Florida A&M	74 68		
									348 Savannah St.	106 70		
LAST 12 Division I GAMES:												
			348 Savannah St.	106 70		346 Florida A&M	81 59					
			304 Morgan St.	74 62		289 Norfolk St.	74 70					
			313 Coppin St.	88 81		206 UMES	73 80					
			339 N.C. Central	80 70		337 Delaware St.	78 62					
			196 N.C. A&T	58 63		290 South Carolina St.	63 72					
			222 Bethune-Cookman	63 76		304 Morgan St.	79 56					

Non-Div I Games:

Howard

Loss,
 Non-Conf, S Site, H Home A Away N Neutral

Average RPI Win: 238	WON-LOST	WINNING	LAST 10	STRENGTH OF	OPP. STRENGTH	TEAM	ADJ.	CONF.	ADJ CONF.
Average RPI Loss: 106	RECORD	PCT. RANK	GAMES	SCHEDULE	OF SCHEDULE	RPI	RPI	RPI	RPI
DIV. I ONLY	19- 10	90	1- 0	227	191	130	130	20	20
DIV. I NON-CONF.	5- 5	162	0- 0	87	103	101	101	18	18
TOTALS	RPI 1-25	RPI 26-50	W-L RECORDS	RPI 51-100	RPI 101-150	RPI 150+			
19- 10	0- 1	0- 1	OVERALL	2- 4	2- 1	15- 3			
9- 4	0- 0	0- 1	HOME	0- 3	2- 0	7- 0			
9- 6	0- 1	0- 0	AWAY	1- 1	0- 1	8- 3			
1- 0	0- 0	0- 0	NEUTRAL	1- 0	0- 0	0- 0			
5- 5	0- 1	0- 1	NON-CONFERENCE	1- 1	1- 0	3- 2			
1- 2	0- 0	0- 1	HOME	0- 1	1- 0	0- 0			
3- 3	0- 1	0- 0	AWAY	0- 0	0- 0	3- 2			
1- 0	0- 0	0- 0	NEUTRAL	1- 0	0- 0	0- 0			
14- 5	0- 0	0- 0	CONFERENCE	1- 3	1- 1	12- 1			
8- 2	0- 0	0- 0	HOME	0- 2	1- 0	7- 0			
6- 3	0- 0	0- 0	AWAY	1- 1	0- 1	5- 1			
0- 0	0- 0	0- 0	NEUTRAL	0- 0	0- 0	0- 0			

RPI 1-25				RPI 26-50				RPI 51-100				RPI 101+ Team's RPI: 130			
RPI	S	Opponent	Score	RPI	S	Opponent	Score	RPI	S	Opponent	Score	RPI	S	Opponent	Score
9	A	Iowa	58 72	37	H	Ohio	66 73	68	A	Green Bay	67 63	117	A	Youngstown St.	52 70
								68	H	Green Bay	43 45	117	H	Youngstown St.	64 44
								75	A	Wright St.	59 66	123	H	UT Martin	73 72
								75	H	Wright St.	75 78	160	A	Southern Ill.	73 78
								87	H	UNI	40 53	190	A	Wisconsin	64 65
								93	N	VCU	63 61	195	A	Milwaukee	67 66
												195	H	Milwaukee	76 55
												212	A	Indiana St.	64 59
												219	A	Ole Miss	66 58
												239	A	Northern Ky.	57 60
												239	H	Northern Ky.	60 44
												239	H	Northern Ky.	70 48
												280	A	Cleveland St.	75 50
												280	H	Cleveland St.	64 36
												306	A	UTSA	58 50
												308	A	Oakland	76 70
												308	H	Oakland	82 53
												333	A	Detroit Mercy	58 41
												333	H	Detroit Mercy	82 47
												336	A	UIC	73 44
												336	H	UIC	71 43
LAST 12 Division I GAMES:															
239	H	Northern Ky.	60 44	280	H	Cleveland St.	64 36	117	H	Youngstown St.	64 44				
195	H	Milwaukee	76 55	75	A	Wright St.	59 66	239	A	Northern Ky.	57 60				
68	H	Green Bay	43 45	68	A	Green Bay	67 63								
336	A	UIC	73 44	195	A	Milwaukee	67 66								
333	A	Detroit Mercy	58 41												
308	A	Oakland	76 70												

Non-Div I Games: Purdue Northwest 101 40

IUPUI

■ Loss,
 ■ Non-Conf, S Site,
 ■ Home
 ■ Away
 N Neutral

Average RPI Win:	201	WON-LOST	WINNING	LAST 10	STRENGTH OF	OPP. STRENGTH	TEAM	ADJ.	CONF.	ADJ CONF.
Average RPI Loss:	115	RECORD	PCT. RANK	GAMES	SCHEDULE	OF SCHEDULE	RPI	RPI	RPI	RPI
DIV. I ONLY	18- 9	82	1- 0	126	144	67	67	16	16	
DIV. I NON-CONF.	3- 6	241	0- 0	50	49	136	136	13	13	
TOTALS	RPI 1-25	RPI 26-50	W-L RECORDS	RPI 51-100	RPI 101-150	RPI 150+				
18- 9	0- 2	0- 1	OVERALL	0- 1	7- 2	11- 3				
9- 1	0- 0	0- 0	HOME	0- 0	3- 1	6- 0				
9- 7	0- 2	0- 0	AWAY	0- 1	4- 1	5- 3				
0- 1	0- 0	0- 1	NEUTRAL	0- 0	0- 0	0- 0				
3- 6	0- 2	0- 1	NON-CONFERENCE	0- 1	2- 0	1- 2				
2- 0	0- 0	0- 0	HOME	0- 0	1- 0	1- 0				
1- 5	0- 2	0- 0	AWAY	0- 1	1- 0	0- 2				
0- 1	0- 0	0- 1	NEUTRAL	0- 0	0- 0	0- 0				
15- 3	0- 0	0- 0	CONFERENCE	0- 0	5- 2	10- 1				
7- 1	0- 0	0- 0	HOME	0- 0	2- 1	5- 0				
8- 2	0- 0	0- 0	AWAY	0- 0	3- 1	5- 1				
0- 0	0- 0	0- 0	NEUTRAL	0- 0	0- 0	0- 0				

RPI 1-25				RPI 26-50				RPI 51-100 Team's RPI: 67				RPI 101+			
RPI	S	Opponent	Score	RPI	S	Opponent	Score	RPI	S	Opponent	Score	RPI	S	Opponent	Score
4	A	Stanford	71 115	47	N	Boise St.	85 91	64	A	Wyoming	61 64	107	A	Northern Colo.	72 77
13	A	Gonzaga	51 88									107	H	Northern Colo.	72 86
												112	A	Idaho St.	86 72
												132	A	Portland St.	81 68
												132	H	Portland St.	80 78
												141	H	CSUN	88 73
												142	A	Montana St.	82 66
												142	H	Montana St.	90 65
												146	A	Texas Tech	88 77
												179	A	Eastern Wash.	75 74
												179	H	Eastern Wash.	84 68
												188	A	Montana	79 82
												188	H	Montana	76 68
												236	A	Hawaii	61 69
												242	A	Northern Ariz.	86 69
												242	H	Northern Ariz.	90 72
												252	H	San Francisco	70 63
												255	A	Sacramento St.	69 65
												255	H	Sacramento St.	104 66
												271	A	Long Beach St.	63 70
												283	A	Southern Utah	82 70
												283	H	Southern Utah	77 49
												319	A	Weber St.	79 74
LAST 12 Division I GAMES:															
255	A	Sacramento St.	69 65	142	H	Montana St.	90 65								
132	A	Portland St.	81 68	188	H	Montana	76 68								
283	H	Southern Utah	77 49	283	A	Southern Utah	82 70								
242	H	Northern Ariz.	90 72	242	A	Northern Ariz.	86 69								
179	A	Eastern Wash.	75 74	132	H	Portland St.	80 78								
107	A	Northern Colo.	72 77	255	H	Sacramento St.	104 66								

Non-Div I Games:

Idaho

■ Loss,
■ Non-Conf,
■ S Site,
■ Home
■ A Away
N Neutral

Average RPI Win: 223	WON-LOST	WINNING	LAST 10	STRENGTH OF	OPP. STRENGTH	TEAM	ADJ.	CONF.	ADJ CONF.
Average RPI Loss: 105	RECORD	PCT. RANK	GAMES	SCHEDULE	OF SCHEDULE	RPI	RPI	RPI	RPI
DIV. I ONLY	17- 9	94	0- 1	147	199	112	112	16	16
DIV. I NON-CONF.	4- 4	162	0- 0	44	206	82	82	13	13
TOTALS	RPI 1-25	RPI 26-50	W-L RECORDS	RPI 51-100	RPI 101-150	RPI 150+			
17- 9	0- 1	0- 0	OVERALL	0- 4	5- 2	12- 2			
9- 3	0- 0	0- 0	HOME	0- 1	3- 1	6- 1			
7- 5	0- 1	0- 0	AWAY	0- 2	2- 1	5- 1			
1- 1	0- 0	0- 0	NEUTRAL	0- 1	0- 0	1- 0			
4- 4	0- 1	0- 0	NON-CONFERENCE	0- 3	1- 0	3- 0			
2- 0	0- 0	0- 0	HOME	0- 0	1- 0	1- 0			
1- 3	0- 1	0- 0	AWAY	0- 2	0- 0	1- 0			
1- 1	0- 0	0- 0	NEUTRAL	0- 1	0- 0	1- 0			
13- 5	0- 0	0- 0	CONFERENCE	0- 1	4- 2	9- 2			
7- 3	0- 0	0- 0	HOME	0- 1	2- 1	5- 1			
6- 2	0- 0	0- 0	AWAY	0- 0	2- 1	4- 1			
0- 0	0- 0	0- 0	NEUTRAL	0- 0	0- 0	0- 0			

RPI 1-25				RPI 26-50				RPI 51-100				RPI 101+ Team's RPI: 112			
RPI	S	Opponent	Score	RPI	S	Opponent	Score	RPI	S	Opponent	Score	RPI	S	Opponent	Score
13	A	Gonzaga	51 70					54	N	Georgia Tech	51 74	106	H	Pepperdine	65 63
								67	H	Idaho	72 86	107	A	Northern Colo.	56 60
								76	A	Utah	60 74	107	H	Northern Colo.	59 61
								89	A	Arizona	46 71	132	A	Portland St.	58 57
												132	H	Portland St.	72 54
												142	A	Montana St.	62 49
												142	H	Montana St.	61 43
												179	H	Eastern Wash.	63 48
												188	A	Montana	59 60
												188	H	Montana	50 34
												232	A	California Baptist	72 57
												242	A	Northern Ariz.	80 69
												242	H	Northern Ariz.	77 81
												255	A	Sacramento St.	56 42
												255	H	Sacramento St.	73 43
												277	H	Utah Valley	80 68
												283	A	Southern Utah	69 57
												283	H	Southern Utah	80 47
												310	N	Kennesaw St.	60 49
												319	A	Weber St.	70 57
												319	H	Weber St.	84 57
LAST 12 Division I GAMES:															
107	H	Northern Colo.	59 61	242	H	Northern Ariz.	77 81								
319	H	Weber St.	84 57	132	A	Portland St.	58 57								
132	H	Portland St.	72 54	255	A	Sacramento St.	56 42								
188	A	Montana	59 60	142	H	Montana St.	61 43								
142	A	Montana St.	62 49	188	H	Montana	50 34								
283	H	Southern Utah	80 47	107	A	Northern Colo.	56 60								

Non-Div I Games: Benedictine Mesa 88 51

Idaho St.

■ Loss,
 ■ Non-Conf,
 ■ S Site,
 ■ Home
 ■ A Away
 N Neutral

Illinois

Through Games Of March 5, 2019

Average RPI Win:	238	WON-LOST	WINNING	LAST 10	STRENGTH OF	OPP. STRENGTH	TEAM	ADJ.	CONF.	ADJ CONF.
Average RPI Loss:	78	RECORD	PCT. RANK	GAMES	SCHEDULE	OF SCHEDULE	RPI	RPI	RPI	RPI
DIV. I ONLY	10- 19	261	0- 1	101	77	211	211	4	4	
DIV. I NON-CONF.	8- 3	72	0- 0	301	263	182	182	6	6	
TOTALS	RPI 1-25	RPI 26-50	W-L RECORDS	RPI 51-100	RPI 101-150	RPI 150+				
10- 19	0- 5	0- 4	OVERALL	1- 4	0- 4	9- 2				
8- 9	0- 3	0- 3	HOME	0- 1	0- 2	8- 0				
2- 9	0- 2	0- 1	AWAY	1- 3	0- 2	1- 1				
0- 1	0- 0	0- 0	NEUTRAL	0- 0	0- 0	0- 1				
8- 3	0- 0	0- 1	NON-CONFERENCE	0- 1	0- 0	8- 1				
7- 1	0- 0	0- 1	HOME	0- 0	0- 0	7- 0				
1- 1	0- 0	0- 0	AWAY	0- 1	0- 0	1- 0				
0- 1	0- 0	0- 0	NEUTRAL	0- 0	0- 0	0- 1				
2- 16	0- 5	0- 3	CONFERENCE	1- 3	0- 4	1- 1				
1- 8	0- 3	0- 2	HOME	0- 1	0- 2	1- 0				
1- 8	0- 2	0- 1	AWAY	1- 2	0- 2	0- 1				
0- 0	0- 0	0- 0	NEUTRAL	0- 0	0- 0	0- 0				

RPI 1-25				RPI 26-50				RPI 51-100				RPI 101+ Team's RPI: 211			
RPI	S	Opponent	Score	RPI	S	Opponent	Score	RPI	S	Opponent	Score	RPI	S	Opponent	Score
9	A	Iowa	66 88	28	H	Missouri	45 67	56	A	Clemson	67 69	108	A	Northwestern	45 68
9	H	Iowa	75 94	41	A	Michigan St.	60 77	83	H	Nebraska	67 77	108	H	Northwestern	56 64
14	A	Maryland	62 71	43	H	Michigan	56 70	86	A	Ohio St.	70 78	134	A	Penn St.	48 62
14	H	Maryland	66 80	49	H	Indiana	83 85	88	A	Purdue	50 72	134	H	Penn St.	65 76
25	H	Rutgers	60 71					97	A	Minnesota	66 62	190	A	Wisconsin	67 75
												190	H	Wisconsin	78 68
												208	H	Eastern Mich.	72 66
												212	H	Indiana St.	75 57
												235	H	SIUE	74 57
												246	H	Columbia	76 69
												255	N	Sacramento St.	107 109
												259	H	Murray St.	84 52
												300	H	Alabama A&M	88 60
												311	H	Valparaiso	73 54
												323	A	Cal Poly	74 51
LAST 12 Division I GAMES:															
14	A	Maryland	62 71	88	A	Purdue	50 72								
134	H	Penn St.	65 76	14	H	Maryland	66 80								
190	A	Wisconsin	67 75	86	A	Ohio St.	70 78								
43	H	Michigan	56 70	108	H	Northwestern	56 64								
9	A	Iowa	66 88	41	A	Michigan St.	60 77								
190	H	Wisconsin	78 68	9	H	Iowa	75 94								

Non-Div I Games:

Illinois

Loss, Non-Conf, S Site, H Home A Away N Neutral

Average RPI Win:	229	WON-LOST	WINNING	LAST 10	STRENGTH OF	OPP. STRENGTH	TEAM	ADJ.	CONF.	ADJ CONF.
Average RPI Loss:	164	RECORD	PCT. RANK	GAMES	SCHEDULE	OF SCHEDULE	RPI	RPI	RPI	RPI
DIV. I ONLY	16- 10	112	1- 0	258	213	161	161	13	13	
DIV. I NON-CONF.	6- 4	125	0- 0	300	295	173	173	15	15	
TOTALS	RPI 1-25	RPI 26-50	W-L RECORDS	RPI 51-100	RPI 101-150	RPI 150+				
16- 10	0- 1	0- 0	OVERALL	2- 2	0- 0	14- 7				
10- 3	0- 1	0- 0	HOME	1- 1	0- 0	9- 1				
6- 7	0- 0	0- 0	AWAY	1- 1	0- 0	5- 6				
0- 0	0- 0	0- 0	NEUTRAL	0- 0	0- 0	0- 0				
6- 4	0- 0	0- 0	NON-CONFERENCE	0- 1	0- 0	6- 3				
4- 0	0- 0	0- 0	HOME	0- 0	0- 0	4- 0				
2- 4	0- 0	0- 0	AWAY	0- 1	0- 0	2- 3				
0- 0	0- 0	0- 0	NEUTRAL	0- 0	0- 0	0- 0				
10- 6	0- 1	0- 0	CONFERENCE	2- 1	0- 0	8- 4				
6- 3	0- 1	0- 0	HOME	1- 1	0- 0	5- 1				
4- 3	0- 0	0- 0	AWAY	1- 0	0- 0	3- 3				
0- 0	0- 0	0- 0	NEUTRAL	0- 0	0- 0	0- 0				

RPI 1-25				RPI 26-50				RPI 51-100				RPI 101+				Team's RPI: 161
RPI	S	Opponent	Score	RPI	S	Opponent	Score	RPI	S	Opponent	Score	RPI	S	Opponent	Score	
22	H	Drake	64 82					60	A	Butler	56 58	156	A	Bradley	65 75	
								65	A	Missouri St.	60 56	156	H	Bradley	68 79	
								65	H	Missouri St.	47 59	160	A	Southern Ill.	68 66	
								87	H	UNI	66 64	160	H	Southern Ill.	60 52	
												177	H	Saint Louis	72 67	
												208	A	Eastern Mich.	41 50	
												212	A	Indiana St.	44 59	
												212	H	Indiana St.	78 70	
												235	A	SIUE	61 68	
												237	A	UMKC	62 55	
												238	H	North Dakota	67 55	
												239	A	Northern Ky.	58 53	
												243	A	Loyola Chicago	59 62	
												243	H	Loyola Chicago	65 52	
												258	H	Austin Peay	61 49	
												280	A	Cleveland St.	63 67	
												308	H	Oakland	62 56	
												311	A	Valparaiso	70 67	
												311	H	Valparaiso	74 53	
												329	A	Evansville	72 61	
												329	H	Evansville	82 59	
LAST 12 Division I GAMES:																
311	H	Valparaiso	74 53	329	H	Evansville	82 59	311	A	Valparaiso	70 67					
243	H	Loyola Chicago	65 52					243	A	Loyola Chicago	59 62					
156	A	Bradley	65 75					156	H	Bradley	68 79					
160	A	Southern Ill.	68 66					65	H	Missouri St.	47 59					
								160	H	Southern Ill.	60 52					

Non-Div I Games: Maryville (MO) 61 52

Illinois St.

Average RPI Win:	298	WON-LOST	WINNING	LAST 10	STRENGTH OF	OPP. STRENGTH	TEAM	ADJ.	CONF.	ADJ CONF.
Average RPI Loss:	157	RECORD	PCT. RANK	GAMES	SCHEDULE	OF SCHEDULE	RPI	RPI	RPI	RPI
DIV. I ONLY	5- 22	323	1- 0	148	259	301	301	25	25	
DIV. I NON-CONF.	0- 11	336	0- 0	78	162	304	304	23	23	
TOTALS	RPI 1-25	RPI 26-50	W-L RECORDS	RPI 51-100	RPI 101-150	RPI 150+				
5- 22	0- 1	0- 4	OVERALL	0- 6	0- 1	5- 10				
4- 8	0- 0	0- 2	HOME	0- 3	0- 1	4- 2				
1- 14	0- 1	0- 2	AWAY	0- 3	0- 0	1- 8				
0- 0	0- 0	0- 0	NEUTRAL	0- 0	0- 0	0- 0				
0- 11	0- 1	0- 2	NON-CONFERENCE	0- 4	0- 0	0- 4				
0- 4	0- 0	0- 1	HOME	0- 2	0- 0	0- 1				
0- 7	0- 1	0- 1	AWAY	0- 2	0- 0	0- 3				
0- 0	0- 0	0- 0	NEUTRAL	0- 0	0- 0	0- 0				
5- 11	0- 0	0- 2	CONFERENCE	0- 2	0- 1	5- 6				
4- 4	0- 0	0- 1	HOME	0- 1	0- 1	4- 1				
1- 7	0- 0	0- 1	AWAY	0- 1	0- 0	1- 5				
0- 0	0- 0	0- 0	NEUTRAL	0- 0	0- 0	0- 0				

RPI 1-25			RPI 26-50			RPI 51-100			RPI 101+ Team's RPI: 301		
RPI	S	Opponent	Score	RPI	S	Opponent	Score	RPI	S	Opponent	Score
20	A	Arizona St.	43 81	30	H	Rice	63 74	74	A	SFA	48 65
				36	A	South Dakota	43 96	74	H	SFA	56 66
				50	A	Lamar University	53 79	77	H	UT Arlington	49 97
				50	H	Lamar University	51 77	89	A	Arizona	42 84
								97	A	Minnesota	39 75
								98	H	Houston	60 79
LAST 12 Division I GAMES:											
256	H	A&M-Corpus Christi	77 72	256	A	A&M-Corpus Christi	49 57	150	H	Abilene Christian	50 71
318	H	Northwestern St.	100 91	288	A	New Orleans	55 58	166	A	Nicholls St.	62 86
74	A	SFA	48 65	342	A	Houston Baptist	59 60	183	H	Sam Houston St.	56 76
50	A	Lamar University	53 79	288	H	New Orleans	81 69	201	A	Massachusetts	59 71
150	H	Abilene Christian	50 71	50	H	Lamar University	51 77	234	A	San Diego St.	38 81
314	H	Southeastern La.	76 69	74	H	SFA	56 66	256	A	A&M-Corpus Christi	49 57
								256	H	A&M-Corpus Christi	77 72
								275	A	Central Ark.	43 74
								288	A	New Orleans	55 58
								288	H	New Orleans	81 69
								314	H	Southeastern La.	76 69
								316	A	McNeese	68 66
								318	H	Northwestern St.	100 91
								319	H	Weber St.	64 72
								335	A	Grand Canyon	63 74
								342	A	Houston Baptist	59 60

Non-Div I Games:

Incarnate Word

■ Loss,
 ■ Non-Conf, S Site,
 ■ Home
 ■ Away
 N Neutral

Indiana

Through Games Of March 5, 2019

Average RPI Win:	122	WON-LOST	WINNING	LAST 10	STRENGTH OF	OPP. STRENGTH	TEAM	ADJ.	CONF.	ADJ CONF.
Average RPI Loss:	77	RECORD	PCT. RANK	GAMES	SCHEDULE	OF SCHEDULE	RPI	RPI	RPI	RPI
DIV. I ONLY	19- 11	99	1- 0	47	55	49	49	4	4	
DIV. I NON-CONF.	11- 1	13	0- 0	118	67	22	22	6	6	
TOTALS	RPI 1-25	RPI 26-50	W-L RECORDS	RPI 51-100	RPI 101-150	RPI 150+				
19- 11	1- 3	4- 2	OVERALL	5- 3	3- 2	6- 1				
11- 4	1- 2	2- 0	HOME	3- 1	2- 1	3- 0				
6- 6	0- 1	1- 2	AWAY	1- 2	1- 1	3- 0				
2- 1	0- 0	1- 0	NEUTRAL	1- 0	0- 0	0- 1				
11- 1	0- 0	2- 0	NON-CONFERENCE	3- 0	2- 0	4- 1				
6- 0	0- 0	0- 0	HOME	2- 0	1- 0	3- 0				
3- 0	0- 0	1- 0	AWAY	0- 0	1- 0	1- 0				
2- 1	0- 0	1- 0	NEUTRAL	1- 0	0- 0	0- 1				
8- 10	1- 3	2- 2	CONFERENCE	2- 3	1- 2	2- 0				
5- 4	1- 2	2- 0	HOME	1- 1	1- 1	0- 0				
3- 6	0- 1	0- 2	AWAY	1- 2	0- 1	2- 0				
0- 0	0- 0	0- 0	NEUTRAL	0- 0	0- 0	0- 0				

RPI	S	Opponent	Score	RPI	S	Opponent	Score	Team's RPI: 49	RPI	S	Opponent	Score	RPI	S	Opponent	Score
9	H	Iowa	75 73	33	A	UCLA	67 65		60	H	Butler	66 46	105	H	Northern Ill.	91 73
14	H	Maryland	56 76	36	N	South Dakota	68 60		65	H	Missouri St.	98 74	108	A	Northwestern	49 69
25	A	Rutgers	64 69	41	A	Michigan St.	61 77		83	A	Nebraska	82 78	108	H	Northwestern	69 75
25	H	Rutgers	61 69	41	H	Michigan St.	68 64		86	A	Ohio St.	50 55	134	H	Penn St.	83 75
				43	A	Michigan	58 67		88	A	Purdue	53 56	143	A	Wake Forest	87 73
				43	H	Michigan	70 60		88	H	Purdue	73 51	190	A	Wisconsin	75 68
									97	H	Minnesota	61 65	195	H	Milwaukee	68 66
									100	N	Loyola Marymount	67 43	211	A	Illinois	85 83
													217	N	Grambling	62 65
													218	H	Florida	83 64
													251	H	North Florida	75 52
													308	A	Oakland	59 32
LAST 12 Division I GAMES:																
88	H	Purdue	73 51	97	H	Minnesota	61 65									
108	A	Northwestern	49 69	83	A	Nebraska	82 78									
9	H	Iowa	75 73	25	A	Rutgers	64 69									
25	H	Rutgers	61 69	14	H	Maryland	56 76									
43	A	Michigan	58 67	43	H	Michigan	70 60									
41	A	Michigan St.	61 77	88	A	Purdue	53 56									

Non-Div I Games:

Indiana

■ Loss,
■ Non-Conf,
■ S Site,
■ H Home
■ A Away
N Neutral

Average RPI Win:	256	WON-LOST	WINNING	LAST 10	STRENGTH OF	OPP. STRENGTH	TEAM	ADJ.	CONF.	ADJ CONF.
Average RPI Loss:	153	RECORD	PCT. RANK	GAMES	SCHEDULE	OF SCHEDULE	RPI	RPI	RPI	RPI
DIV. I ONLY	10- 16	238	0- 1	195	241	212	212	13	13	
DIV. I NON-CONF.	5- 5	162	0- 0	268	325	190	190	15	15	
TOTALS	RPI 1-25	RPI 26-50	W-L RECORDS	RPI 51-100	RPI 101-150	RPI 150+				
10- 16	0- 2	0- 0	OVERALL	0- 4	0- 1	10- 9				
3- 6	0- 1	0- 0	HOME	0- 1	0- 1	3- 3				
7- 9	0- 1	0- 0	AWAY	0- 3	0- 0	7- 5				
0- 1	0- 0	0- 0	NEUTRAL	0- 0	0- 0	0- 1				
5- 5	0- 0	0- 0	NON-CONFERENCE	0- 1	0- 1	5- 3				
1- 1	0- 0	0- 0	HOME	0- 0	0- 1	1- 0				
4- 3	0- 0	0- 0	AWAY	0- 1	0- 0	4- 2				
0- 1	0- 0	0- 0	NEUTRAL	0- 0	0- 0	0- 1				
5- 11	0- 2	0- 0	CONFERENCE	0- 3	0- 0	5- 6				
2- 5	0- 1	0- 0	HOME	0- 1	0- 0	2- 3				
3- 6	0- 1	0- 0	AWAY	0- 2	0- 0	3- 3				
0- 0	0- 0	0- 0	NEUTRAL	0- 0	0- 0	0- 0				

RPI	S	Opponent	Score	RPI	S	Opponent	Score	RPI	S	Opponent	Score	RPI	S	Opponent	Score	Team's RPI: 212
22	A	Drake	77 96					60	A	Butler	49 72	130	H	IUPUI	59 64	
22	H	Drake	68 70					65	A	Missouri St.	58 71	156	A	Bradley	80 81	
								87	A	UNI	63 71	156	H	Bradley	45 61	
								87	H	UNI	51 71	160	A	Southern Ill.	61 58	
												161	A	Illinois St.	70 78	
												161	H	Illinois St.	59 44	
												177	A	Saint Louis	60 56	
												181	N	UC Irvine	61 77	
												199	A	Marshall	62 53	
												211	A	Illinois	57 75	
												241	A	Southeast Mo. St.	62 51	
												243	A	Loyola Chicago	54 56	
												243	H	Loyola Chicago	36 44	
												291	A	Eastern Ill.	39 63	
												311	A	Valparaiso	86 82	
												311	H	Valparaiso	67 59	
												329	A	Evansville	76 69	
												329	H	Evansville	56 59	
												335	A	Grand Canyon	88 81	
												336	H	UIC	60 53	
LAST 12 Division I GAMES:																
329	H	Evansville	56 59	156	A	Bradley	80 81									
22	A	Drake	77 96	329	A	Evansville	76 69									
87	A	UNI	63 71	87	H	UNI	51 71									
311	H	Valparaiso	67 59	22	H	Drake	68 70									
243	H	Loyola Chicago	36 44	243	A	Loyola Chicago	54 56									
161	A	Illinois St.	70 78	311	A	Valparaiso	86 82									

Non-Div I Games: Davenport 79 43

Indiana St.

Loss, Non-Conf, S Site, H Home A Away N Neutral

Average RPI Win: 283		WON-LOST	WINNING	LAST 10	STRENGTH OF	OPP. STRENGTH	TEAM	ADJ.	CONF.	ADJ CONF.
Average RPI Loss: 184		RECORD	PCT. RANK	GAMES	SCHEDULE	OF SCHEDULE	RPI	RPI	RPI	RPI
DIV. I ONLY		4- 25	339	1- 0	217	250	327	327	26	26
DIV. I NON-CONF.		1- 10	329	0- 0	60	86	282	282	27	27
TOTALS		RPI 1-25	RPI 26-50	W-L RECORDS	RPI 51-100	RPI 101-150	RPI 150+			
4- 25	0- 0		0- 3	OVERALL	0- 2	0- 4	4- 16			
2- 13	0- 0		0- 2	HOME	0- 1	0- 3	2- 7			
2- 12	0- 0		0- 1	AWAY	0- 1	0- 1	2- 9			
0- 0	0- 0		0- 0	NEUTRAL	0- 0	0- 0	0- 0			
1- 10	0- 0		0- 2	NON-CONFERENCE	0- 2	0- 3	1- 3			
1- 5	0- 0		0- 1	HOME	0- 1	0- 3	1- 0			
0- 5	0- 0		0- 1	AWAY	0- 1	0- 0	0- 3			
0- 0	0- 0		0- 0	NEUTRAL	0- 0	0- 0	0- 0			
3- 15	0- 0		0- 1	CONFERENCE	0- 0	0- 1	3- 13			
1- 8	0- 0		0- 1	HOME	0- 0	0- 0	1- 7			
2- 7	0- 0		0- 0	AWAY	0- 0	0- 1	2- 6			
0- 0	0- 0		0- 0	NEUTRAL	0- 0	0- 0	0- 0			

[illegible]

Non-Div I Games:

Iona

■ Loss, ■ Non-Conf, S Site, H Home A Away N Neutral

Average RPI Win: 111		WON-LOST	WINNING	LAST 10	STRENGTH OF	OPP. STRENGTH	TEAM	ADJ.	CONF.	ADJ CONF.
Average RPI Loss: 41		RECORD	PCT. RANK	GAMES	SCHEDULE	OF SCHEDULE	RPI	RPI	RPI	RPI
DIV. I ONLY		23- 6	27	0- 1	13	48	9	9	4	4
DIV. I NON-CONF.		9- 2	43	0- 1	11	51	9	9	6	6
TOTALS		RPI 1-25	RPI 26-50		W-L RECORDS		RPI 51-100	RPI 101-150	RPI 150+	
23- 6	4- 2	2- 3		OVERALL		7- 1	4- 0	6- 0		
15- 0	3- 0	2- 0		HOME		3- 0	2- 0	5- 0		
7- 5	1- 1	0- 3		AWAY		3- 1	2- 0	1- 0		
1- 1	0- 1	0- 0		NEUTRAL		1- 0	0- 0	0- 0		
9- 2	2- 2	0- 0		NON-CONFERENCE		2- 0	2- 0	3- 0		
6- 0	1- 0	0- 0		HOME		1- 0	1- 0	3- 0		
2- 1	1- 1	0- 0		AWAY		0- 0	1- 0	0- 0		
1- 1	0- 1	0- 0		NEUTRAL		1- 0	0- 0	0- 0		
14- 4	2- 0	2- 3		CONFERENCE		5- 1	2- 0	3- 0		
9- 0	2- 0	2- 0		HOME		2- 0	1- 0	2- 0		
5- 4	0- 0	0- 3		AWAY		3- 1	1- 0	1- 0		
0- 0	0- 0	0- 0		NEUTRAL		0- 0	0- 0	0- 0		

RPI	S	Opponent	Score	RPI	S	Opponent	Score	RPI	S	Opponent	Score	RPI	S	Opponent	Score
1	A	Notre Dame	71 105	41	A	Michigan St.	70 84	71	N	West Virginia	84 81	108	H	Northwestern	74 50
11	H	Iowa St.	73 70	41	H	Michigan St.	86 71	83	A	Nebraska	74 58	114	A	Western Ky.	104 67
14	H	Maryland	86 73	43	A	Michigan	81 90	83	H	Nebraska	77 71	130	H	IUPUI	72 58
22	A	Drake	91 82	43	H	Michigan	75 61	86	A	Ohio St.	78 52	134	A	Penn St.	81 61
23	N	Florida St.	67 71	49	A	Indiana	73 75	87	H	UNI	83 57	170	H	Oral Roberts	90 77
25	H	Rutgers	72 66					88	A	Purdue	57 62	186	H	Robert Morris	92 63
								88	H	Purdue	72 58	190	H	Wisconsin	71 53
								97	A	Minnesota	81 63	211	A	Illinois	94 75
												211	H	Illinois	88 66
												339	H	N.C. Central	106 39
LAST 12 Division I GAMES:															
23	N	Florida St.	67 71	86	A	Ohio St.	78 52	41	H	Michigan St.	86 71				
108	H	Northwestern	74 50	134	A	Penn St.	81 61	43	A	Michigan	81 90				
83	A	Nebraska	74 58	88	H	Purdue	72 58	25	H	Rutgers	72 66				
49	A	Indiana	73 75												
14	H	Maryland	86 73												
211	H	Illinois	88 66												

Non-Div I Games:

Iowa

Average RPI Win:	289	WON-LOST	WINNING	LAST 10	STRENGTH OF	OPP. STRENGTH	TEAM	ADJ.	CONF.	ADJ CONF.
Average RPI Loss:	190	RECORD	PCT. RANK	GAMES	SCHEDULE	OF SCHEDULE	RPI	RPI	RPI	RPI
DIV. I ONLY	12- 13	191	1- 0	341	310	268	268	29	29	
DIV. I NON-CONF.	2- 7	288	0- 0	251	209	297	297	28	28	
TOTALS	RPI 1-25	RPI 26-50	W-L RECORDS	RPI 51-100	RPI 101-150	RPI 150+				
12- 13	0- 1	0- 0	OVERALL	0- 2	0- 1	12- 9				
6- 3	0- 0	0- 0	HOME	0- 0	0- 0	6- 3				
5- 9	0- 1	0- 0	AWAY	0- 2	0- 0	5- 6				
1- 1	0- 0	0- 0	NEUTRAL	0- 0	0- 1	1- 0				
2- 7	0- 1	0- 0	NON-CONFERENCE	0- 2	0- 1	2- 3				
1- 1	0- 0	0- 0	HOME	0- 0	0- 0	1- 1				
0- 5	0- 1	0- 0	AWAY	0- 2	0- 0	0- 2				
1- 1	0- 0	0- 0	NEUTRAL	0- 0	0- 1	1- 0				
10- 6	0- 0	0- 0	CONFERENCE	0- 0	0- 0	10- 6				
5- 2	0- 0	0- 0	HOME	0- 0	0- 0	5- 2				
5- 4	0- 0	0- 0	AWAY	0- 0	0- 0	5- 4				
0- 0	0- 0	0- 0	NEUTRAL	0- 0	0- 0	0- 0				

RPI 1-25				RPI 26-50				RPI 51-100				RPI 101+ Team's RPI: 268			
RPI	S	Opponent	Score	RPI	S	Opponent	Score	RPI	S	Opponent	Score	RPI	S	Opponent	Score
8	A	Mississippi St.	38 105					77	A	UT Arlington	63 99	140	N	Akron	57 74
								94	A	Arkansas	57 76	173	A	Southern U.	59 52
												173	H	Southern U.	74 76
												198	A	Prairie View	57 76
												198	H	Prairie View	80 89
												205	A	Texas Southern	67 76
												205	H	Texas Southern	73 64
												217	A	Grambling	77 74
												217	H	Grambling	89 60
												233	A	Memphis	67 68
												262	A	Alabama St.	67 74
												263	A	Louisiana	61 68
												275	H	Central Ark.	65 56
												300	A	Alabama A&M	55 58
												314	H	Southeastern La.	45 50
												326	A	Mississippi Val.	87 86
												326	H	Mississippi Val.	87 56
												336	N	UIC	72 57
												347	A	Ark.-Pine Bluff	61 41
												347	H	Ark.-Pine Bluff	60 41
												351	A	Alcorn	82 61
												351	H	Alcorn	88 66
LAST 12 Division I GAMES:															
347	A	Ark.-Pine Bluff	61 41	351	A	Alcorn	82 61								
326	A	Mississippi Val.	87 86	347	H	Ark.-Pine Bluff	60 41								
217	H	Grambling	89 60	326	H	Mississippi Val.	87 56								
205	H	Texas Southern	73 64	217	A	Grambling	77 74								
198	H	Prairie View	80 89	205	A	Texas Southern	67 76								
173	A	Southern U.	59 52	198	A	Prairie View	57 76								

Non-Div I Games: Spring Hill 105 57 Millsaps 88 38

Jackson St.

Loss, Non-Conf, S Site, H Home A Away N Neutral

Jacksonville

Through Games Of March 5, 2019

Average RPI Win:	280	WON-LOST	WINNING	LAST 10	STRENGTH OF	OPP. STRENGTH	TEAM	ADJ.	CONF.	ADJ CONF.
Average RPI Loss:	165	RECORD	PCT. RANK	GAMES	SCHEDULE	OF SCHEDULE	RPI	RPI	RPI	RPI
DIV. I ONLY	11- 15	215	0- 1	231	291	227	227	24	24	
DIV. I NON-CONF.	4- 6	212	0- 0	149	282	179	179	26	26	
TOTALS	RPI 1-25	RPI 26-50	W-L RECORDS	RPI 51-100	RPI 101-150	RPI 150+				
11- 15	0- 2	0- 0	OVERALL	0- 3	1- 1	10- 9				
5- 5	0- 0	0- 0	HOME	0- 1	1- 0	4- 4				
6- 8	0- 2	0- 0	AWAY	0- 1	0- 1	6- 4				
0- 2	0- 0	0- 0	NEUTRAL	0- 1	0- 0	0- 1				
4- 6	0- 2	0- 0	NON-CONFERENCE	0- 1	1- 1	3- 2				
1- 1	0- 0	0- 0	HOME	0- 0	1- 0	0- 1				
3- 3	0- 2	0- 0	AWAY	0- 0	0- 1	3- 0				
0- 2	0- 0	0- 0	NEUTRAL	0- 1	0- 0	0- 1				
7- 9	0- 0	0- 0	CONFERENCE	0- 2	0- 0	7- 7				
4- 4	0- 0	0- 0	HOME	0- 1	0- 0	4- 3				
3- 5	0- 0	0- 0	AWAY	0- 1	0- 0	3- 4				
0- 0	0- 0	0- 0	NEUTRAL	0- 0	0- 0	0- 0				

RPI 1-25				RPI 26-50				RPI 51-100				RPI 101+ Team's RPI: 227			
RPI	S	Opponent	Score	RPI	S	Opponent	Score	RPI	S	Opponent	Score	RPI	S	Opponent	Score
16	A	Texas A&M	53 73					59	A	FGCU	58 82	134	A	Penn St.	61 80
23	A	Florida St.	46 79					59	H	FGCU	62 68	136	H	Mercer	71 66
								96	N	Old Dominion	76 78	182	A	North Ala.	59 68
												182	H	North Ala.	59 62
												189	A	Stetson	46 54
												189	H	Stetson	56 69
												191	A	Liberty	64 52
												191	H	Liberty	75 85
												222	H	Bethune-Cookman	56 58
												251	A	North Florida	80 72
												251	H	North Florida	75 63
												292	A	Charleston So.	68 58
												300	N	Alabama A&M	60 65
												310	A	Kennesaw St.	55 75
												310	H	Kennesaw St.	68 53
												315	A	FIU	73 62
												328	A	Lipscomb	58 61
												328	H	Lipscomb	62 47
												330	A	NJIT	61 56
												330	H	NJIT	69 55
												348	A	Savannah St.	68 58
LAST 12 Division I GAMES:															
59	H	FGCU	62 68	310	H	Kennesaw St.	68 53								
182	A	North Ala.	59 68	59	A	FGCU	58 82								
330	H	NJIT	69 55	189	H	Stetson	56 69								
251	H	North Florida	75 63	191	H	Liberty	75 85								
189	A	Stetson	46 54	251	A	North Florida	80 72								
328	A	Lipscomb	58 61	330	A	NJIT	61 56								

Non-Div I Games: Webber Int'l 73 39 Edward Waters 100 48 Warner 105 55

Jacksonville

Loss, Non-Conf, S Site, H Home A Away N Neutral

Jacksonville St.

Through Games Of March 5, 2019

Average RPI Win:	268	WON-LOST	WINNING	LAST 10	STRENGTH OF	OPP. STRENGTH	TEAM	ADJ.	CONF.	ADJ CONF.
Average RPI Loss:	142	RECORD	PCT. RANK	GAMES	SCHEDULE	OF SCHEDULE	RPI	RPI	RPI	RPI
DIV. I ONLY	14- 14	172	0- 1	281	226	210	210	22	22	
DIV. I NON-CONF.	5- 5	162	0- 1	275	160	202	202	22	22	
TOTALS	RPI 1-25	RPI 26-50	W-L RECORDS	RPI 51-100	RPI 101-150	RPI 150+				
14- 14	0- 0	0- 1	OVERALL	0- 4	2- 3	12- 6				
6- 6	0- 0	0- 1	HOME	0- 2	2- 0	4- 3				
8- 6	0- 0	0- 0	AWAY	0- 1	0- 3	8- 2				
0- 2	0- 0	0- 0	NEUTRAL	0- 1	0- 0	0- 1				
5- 5	0- 0	0- 1	NON-CONFERENCE	0- 2	1- 1	4- 1				
1- 2	0- 0	0- 1	HOME	0- 1	1- 0	0- 0				
4- 1	0- 0	0- 0	AWAY	0- 0	0- 1	4- 0				
0- 2	0- 0	0- 0	NEUTRAL	0- 1	0- 0	0- 1				
9- 9	0- 0	0- 0	CONFERENCE	0- 2	1- 2	8- 5				
5- 4	0- 0	0- 0	HOME	0- 1	1- 0	4- 3				
4- 5	0- 0	0- 0	AWAY	0- 1	0- 2	4- 2				
0- 0	0- 0	0- 0	NEUTRAL	0- 0	0- 0	0- 0				

RPI S	Opponent	Score	RPI S	Opponent	Score	RPI S	Opponent	Score	RPI S	Opponent	Score	Team's RPI: 210
46	H Miami (OH)	41 58	58	A Belmont	52 66	123	A UT Martin	72 77				
			58	H Belmont	41 64	131	A Morehead St.	55 66				
			84	N Harvard	62 69	131	H Morehead St.	68 57				
			91	H Troy	63 89	133	H Georgia St.	61 56				
						146	A Texas Tech	58 71				
						152	N Washington St.	51 64				
						154	A Tennessee Tech	59 62				
						154	H Tennessee Tech	49 66				
						219	A Ole Miss	60 49				
						235	A SIUE	68 61				
						235	H SIUE	47 51				
						241	A Southeast Mo. St.	56 39				
						258	H Austin Peay	67 56				
						259	H Murray St.	59 64				
						291	A Eastern Ill.	49 52				
						291	H Eastern Ill.	78 49				
						300	A Alabama A&M	55 48				
						302	A Tennessee St.	62 52				
						302	H Tennessee St.	76 73				
						328	A Lipscomb	58 46				
						332	A Eastern Ky.	53 44				
						332	H Eastern Ky.	69 64				
						346	A Florida A&M	62 31				
LAST 12 Division I GAMES:												
152	N Washington St.	51 64	154	A Tennessee Tech	59 62							
235	A SIUE	68 61	241	A Southeast Mo. St.	56 39							
291	A Eastern Ill.	49 52	123	A UT Martin	72 77							
332	H Eastern Ky.	69 64	258	H Austin Peay	67 56							
131	H Morehead St.	68 57	259	H Murray St.	59 64							
302	H Tennessee St.	76 73	131	A Morehead St.	55 66							

Non-Div I Games: Montevallo 84 52

Jacksonville St.

Loss, Non-Conf, S Site, H Home A Away N Neutral

Average RPI Win:	178	WON-LOST	WINNING	LAST 10	STRENGTH OF	OPP. STRENGTH	TEAM	ADJ.	CONF.	ADJ CONF.
Average RPI Loss:	121	RECORD	PCT. RANK	GAMES	SCHEDULE	OF SCHEDULE	RPI	RPI	RPI	RPI
DIV. I ONLY	23- 4	13	1- 0	160	113	31	31	10	10	
DIV. I NON-CONF.	8- 3	72	0- 0	179	151	63	63	10	10	
TOTALS	RPI 1-25	RPI 26-50	W-L RECORDS	RPI 51-100	RPI 101-150	RPI 150+				
23- 4	0- 1	0- 0	OVERALL	2- 0	8- 2	13- 1				
12- 0	0- 0	0- 0	HOME	1- 0	5- 0	6- 0				
11- 4	0- 1	0- 0	AWAY	1- 0	3- 2	7- 1				
0- 0	0- 0	0- 0	NEUTRAL	0- 0	0- 0	0- 0				
8- 3	0- 1	0- 0	NON-CONFERENCE	1- 0	2- 1	5- 1				
5- 0	0- 0	0- 0	HOME	1- 0	2- 0	2- 0				
3- 3	0- 1	0- 0	AWAY	0- 0	0- 1	3- 1				
0- 0	0- 0	0- 0	NEUTRAL	0- 0	0- 0	0- 0				
15- 1	0- 0	0- 0	CONFERENCE	1- 0	6- 1	8- 0				
7- 0	0- 0	0- 0	HOME	0- 0	3- 0	4- 0				
8- 1	0- 0	0- 0	AWAY	1- 0	3- 1	4- 0				
0- 0	0- 0	0- 0	NEUTRAL	0- 0	0- 0	0- 0				

RPI 1-25				RPI 26-50				Team's RPI: 31				RPI 51-100				RPI 101+			
RPI	S	Opponent	Score	RPI	S	Opponent	Score	RPI	S	Opponent	Score	RPI	S	Opponent	Score	RPI	S	Opponent	Score
14	A	Maryland	63 87									73	H	Georgetown	69 57	109	A	Northeastern	58 51
												80	A	Drexel	51 35	109	H	Northeastern	84 49
																113	A	Towson	63 56
																113	H	Towson	71 59
																118	H	St. John's (NY)	64 51
																119	A	UNCW	63 66
																119	H	UNCW	58 51
																120	H	Dayton	68 55
																138	A	Delaware	68 43
																143	A	Wake Forest	49 50
																158	A	William & Mary	78 65
																158	H	William & Mary	65 48
																186	A	Robert Morris	59 36
																191	A	Liberty	74 53
																207	A	Hampton	65 72
																215	H	George Washington	50 37
																216	A	Elon	74 46
																216	H	Elon	82 30
																226	A	Hofstra	59 44
																226	H	Hofstra	77 54
																293	A	Col. of Charleston	91 50
																293	H	Col. of Charleston	76 35
																296	H	Winthrop	56 39
																337	A	Delaware St.	103 57
LAST 12 Division I GAMES:																			
113	A	Towson	63 56	109	A	Northeastern	58 51												
158	A	William & Mary	78 65	113	H	Towson	71 59												
216	A	Elon	74 46	216	H	Elon	82 30												
119	H	UNCW	58 51	158	H	William & Mary	65 48												
293	H	Col. of Charleston	76 35	293	A	Col. of Charleston	91 50												
226	A	Hofstra	59 44	119	A	UNCW	63 66												

Non-Div I Games:

James Madison

■ Loss,
 ■ Non-Conf, S Site,
 ■ Home
 ■ Away
 N Neutral

Kansas

Through Games Of March 5, 2019

Average RPI Win:	189	WON-LOST	WINNING	LAST 10	STRENGTH OF	OPP. STRENGTH	TEAM	ADJ.	CONF.	ADJ CONF.
Average RPI Loss:	67	RECORD	PCT. RANK	GAMES	SCHEDULE	OF SCHEDULE	RPI	RPI	RPI	RPI
DIV. I ONLY	12- 17	219	1- 0	65	37	159	159	3	3	
DIV. I NON-CONF.	10- 1	17	1- 0	247	226	50	50	3	3	
TOTALS	RPI 1-25	RPI 26-50	W-L RECORDS	RPI 51-100	RPI 101-150	RPI 150+				
12- 17	0- 4	1- 3	OVERALL	1- 5	2- 5	8- 0				
8- 8	0- 2	0- 2	HOME	0- 2	1- 2	7- 0				
2- 9	0- 2	1- 1	AWAY	1- 3	0- 3	0- 0				
2- 0	0- 0	0- 0	NEUTRAL	0- 0	1- 0	1- 0				
10- 1	0- 0	0- 0	NON-CONFERENCE	1- 1	1- 0	8- 0				
7- 0	0- 0	0- 0	HOME	0- 0	0- 0	7- 0				
1- 1	0- 0	0- 0	AWAY	1- 1	0- 0	0- 0				
2- 0	0- 0	0- 0	NEUTRAL	0- 0	1- 0	1- 0				
2- 16	0- 4	1- 3	CONFERENCE	0- 4	1- 5	0- 0				
1- 8	0- 2	0- 2	HOME	0- 2	1- 2	0- 0				
1- 8	0- 2	1- 1	AWAY	0- 2	0- 3	0- 0				
0- 0	0- 0	0- 0	NEUTRAL	0- 0	0- 0	0- 0				

RPI	S	Opponent	Score	RPI	S	Opponent	Score	RPI	S	Opponent	Score	RPI	S	Opponent	Score	Team's RPI: 159
2	A	Baylor	40 80	27	A	Texas	43 62	51	A	TCU	53 58	108	N	Northwestern	66 57	
2	H	Baylor	68 94	27	H	Texas	73 91	51	H	TCU	66 76	129	A	Oklahoma St.	52 72	
11	A	Iowa St.	49 69	35	A	Kansas St.	61 54	70	A	LSU	68 61	129	H	Oklahoma St.	62 72	
11	H	Iowa St.	73 82	35	H	Kansas St.	62 72	71	A	West Virginia	50 71	145	A	Oklahoma	67 78	
								71	H	West Virginia	61 75	145	H	Oklahoma	88 79	
								83	A	Nebraska	52 58	146	A	Texas Tech	66 69	
												146	H	Texas Tech	71 75	
												152	N	Washington St.	71 63	
												170	H	Oral Roberts	70 58	
												217	H	Grambling	76 45	
												224	H	George Mason	77 56	
												237	H	UMKC	67 55	
												278	H	Vermont	77 36	
												300	H	Alabama A&M	65 54	
												327	H	Iona	75 44	
LAST 12 Division I GAMES:																
108	N	Northwestern	66 57	146	H	Texas Tech	71 75									
11	A	Iowa St.	49 69	145	A	Oklahoma	67 78									
71	H	West Virginia	61 75	27	H	Texas	73 91									
51	H	TCU	66 76	35	H	Kansas St.	62 72									
129	A	Oklahoma St.	52 72	71	A	West Virginia	50 71									
2	A	Baylor	40 80	145	H	Oklahoma	88 79									

Non-Div I Games:

Kansas

Loss, Non-Conf, S Site, H Home A Away N Neutral

Average RPI Win:	132	WON-LOST	WINNING	LAST 10	STRENGTH OF	OPP. STRENGTH	TEAM	ADJ.	CONF.	ADJ CONF.
Average RPI Loss:	36	RECORD	PCT. RANK	GAMES	SCHEDULE	OF SCHEDULE	RPI	RPI	RPI	RPI
DIV. I ONLY	20- 10	82	1- 0	23	15	35	35	3	3	
DIV. I NON-CONF.	9- 3	62	0- 0	72	22	45	45	3	3	
TOTALS	RPI 1-25	RPI 26-50	W-L RECORDS	RPI 51-100	RPI 101-150	RPI 150+				
20- 10	0- 7	3- 0	OVERALL	5- 2	6- 0	6- 1				
12- 4	0- 2	2- 0	HOME	2- 1	3- 0	5- 1				
7- 3	0- 2	1- 0	AWAY	2- 1	3- 0	1- 0				
1- 3	0- 3	0- 0	NEUTRAL	1- 0	0- 0	0- 0				
9- 3	0- 3	1- 0	NON-CONFERENCE	3- 0	0- 0	5- 0				
7- 0	0- 0	1- 0	HOME	1- 0	0- 0	5- 0				
1- 0	0- 0	0- 0	AWAY	1- 0	0- 0	0- 0				
1- 3	0- 3	0- 0	NEUTRAL	1- 0	0- 0	0- 0				
11- 7	0- 4	2- 0	CONFERENCE	2- 2	6- 0	1- 1				
5- 4	0- 2	1- 0	HOME	1- 1	3- 0	0- 1				
6- 3	0- 2	1- 0	AWAY	1- 1	3- 0	1- 0				
0- 0	0- 0	0- 0	NEUTRAL	0- 0	0- 0	0- 0				

RPI	S	Opponent	Score	RPI	S	Opponent	Score	RPI	S	Opponent	Score	RPI	S	Opponent	Score
2	A	Baylor	50 65	27	A	Texas	69 60	51	A	TCU	75 72	129	A	Oklahoma St.	68 58
2	H	Baylor	48 71	27	H	Texas	87 69	51	H	TCU	47 61	129	H	Oklahoma St.	59 48
10	N	Syracuse	61 70	50	H	Lamar University	73 55	55	N	Princeton	80 61	145	A	Oklahoma	83 75
11	A	Iowa St.	58 96					69	A	Little Rock	53 47	145	H	Oklahoma	86 56
11	H	Iowa St.	52 81					71	A	West Virginia	30 60	146	A	Texas Tech	66 62
20	N	Arizona St.	51 65					71	H	West Virginia	90 79	146	H	Texas Tech	75 67
24	N	DePaul	59 79					87	H	UNI	72 62	159	A	Kansas	72 62
												159	H	Kansas	54 61
												178	H	North Texas	60 42
												193	H	Vanderbilt	72 61
												237	H	UMKC	61 50
												275	H	Central Ark.	70 54
												317	H	Omaha	61 46
LAST 12 Division I GAMES:															
129	A	Oklahoma St.	68 58	145	A	Oklahoma	83 75								
146	H	Texas Tech	75 67	159	A	Kansas	72 62								
71	H	West Virginia	90 79	11	H	Iowa St.	52 81								
51	A	TCU	75 72	51	H	TCU	47 61								
27	A	Texas	69 60	71	A	West Virginia	30 60								
2	H	Baylor	48 71	129	H	Oklahoma St.	59 48								

Non-Div I Games:

Kansas St.

■ Loss,
■ Non-Conf, S Site,
■ Home
■ Away
N Neutral

Average RPI Win:	271	WON-LOST	WINNING	LAST 10	STRENGTH OF	OPP. STRENGTH	TEAM	ADJ.	CONF.	ADJ CONF.
Average RPI Loss:	180	RECORD	PCT. RANK	GAMES	SCHEDULE	OF SCHEDULE	RPI	RPI	RPI	RPI
DIV. I ONLY	7- 21	298	0- 1	213	292	310	310	24	24	
DIV. I NON-CONF.	3- 9	271	0- 0	156	291	278	278	26	26	
TOTALS	RPI 1-25	RPI 26-50	W-L RECORDS	RPI 51-100	RPI 101-150	RPI 150+				
7- 21	0- 0	0- 1	OVERALL	0- 3	0- 4	7- 13				
6- 4	0- 0	0- 0	HOME	0- 1	0- 0	6- 3				
0- 13	0- 0	0- 0	AWAY	0- 2	0- 3	0- 8				
1- 4	0- 0	0- 1	NEUTRAL	0- 0	0- 1	1- 2				
3- 9	0- 0	0- 1	NON-CONFERENCE	0- 1	0- 4	3- 3				
2- 0	0- 0	0- 0	HOME	0- 0	0- 0	2- 0				
0- 5	0- 0	0- 0	AWAY	0- 1	0- 3	0- 1				
1- 4	0- 0	0- 1	NEUTRAL	0- 0	0- 1	1- 2				
4- 12	0- 0	0- 0	CONFERENCE	0- 2	0- 0	4- 10				
4- 4	0- 0	0- 0	HOME	0- 1	0- 0	4- 3				
0- 8	0- 0	0- 0	AWAY	0- 1	0- 0	0- 7				
0- 0	0- 0	0- 0	NEUTRAL	0- 0	0- 0	0- 0				

RPI S	Opponent	Score	RPI S	Opponent	Score	RPI S	Opponent	Score	RPI S	Opponent	Score	Team's RPI: 310
41 N	Michigan St.	51 75	54 A	Georgia Tech	35 60	112 N	Idaho St.	49 60				
			59 A	FGCU	48 79	128 A	Seton Hall	80 102				
			59 H	FGCU	46 69	133 A	Georgia St.	73 79				
						136 A	Mercer	48 64				
						182 A	North Ala.	55 80				
						182 H	North Ala.	74 72				
						189 A	Stetson	69 76				
						189 H	Stetson	45 58				
						191 A	Liberty	55 68				
						191 H	Liberty	61 67				
						202 H	Furman	74 63				
						204 A	East Carolina	56 68				
						222 N	Bethune-Cookman	61 64				
						227 A	Jacksonville	53 68				
						227 H	Jacksonville	75 55				
						251 A	North Florida	66 74				
						251 H	North Florida	60 71				
						286 H	Ga. Southern	78 59				
						309 N	UMBC	53 57				
						328 A	Lipscomb	69 72				
						328 H	Lipscomb	67 36				
						330 A	NJIT	60 66				
						330 H	NJIT	70 47				
						339 N	N.C. Central	78 54				
LAST 12 Division I GAMES:												
328 A	Lipscomb	69 72	251 A	North Florida	66 74							
189 H	Stetson	45 58	330 H	NJIT	70 47							
191 A	Liberty	55 68	227 A	Jacksonville	53 68							
59 A	FGCU	48 79	189 A	Stetson	69 76							
182 H	North Ala.	74 72	251 H	North Florida	60 71							
328 H	Lipscomb	67 36	182 A	North Ala.	55 80							

Non-Div I Games: Middle Ga. St. 80 70

Kennesaw St.

Average RPI Win:	200	WON-LOST	WINNING	LAST 10	STRENGTH OF	OPP. STRENGTH	TEAM	ADJ.	CONF.	ADJ CONF.
Average RPI Loss:	80	RECORD	PCT. RANK	GAMES	SCHEDULE	OF SCHEDULE	RPI	RPI	RPI	RPI
DIV. I ONLY	15- 11	130	0- 1	79	111	90	90	8	8	
DIV. I NON-CONF.	6- 4	125	0- 0	142	177	97	97	9	9	
TOTALS	RPI 1-25	RPI 26-50	W-L RECORDS	RPI 51-100	RPI 101-150	RPI 150+				
15- 11	0- 1	1- 6	OVERALL	1- 1	3- 1	10- 2				
9- 3	0- 0	1- 2	HOME	0- 0	3- 1	5- 0				
6- 8	0- 1	0- 4	AWAY	1- 1	0- 0	5- 2				
0- 0	0- 0	0- 0	NEUTRAL	0- 0	0- 0	0- 0				
6- 4	0- 1	0- 1	NON-CONFERENCE	0- 1	1- 1	5- 0				
3- 1	0- 0	0- 0	HOME	0- 0	1- 1	2- 0				
3- 3	0- 1	0- 1	AWAY	0- 1	0- 0	3- 0				
0- 0	0- 0	0- 0	NEUTRAL	0- 0	0- 0	0- 0				
9- 7	0- 0	1- 5	CONFERENCE	1- 0	2- 0	5- 2				
6- 2	0- 0	1- 2	HOME	0- 0	2- 0	3- 0				
3- 5	0- 0	0- 3	AWAY	1- 0	0- 0	2- 2				
0- 0	0- 0	0- 0	NEUTRAL	0- 0	0- 0	0- 0				

RPI 1-25				RPI 26-50				RPI 51-100				Team's RPI: 90		RPI 101+			
RPI	S	Opponent	Score	RPI	S	Opponent	Score	RPI	S	Opponent	Score			RPI	S	Opponent	Score
7	A	NC State	61 78	26	H	Central Mich.	75 82	75	A	Wright St.	55 61			105	H	Northern Ill.	87 78
				32	A	Buffalo	66 75	82	A	Toledo	58 47			117	H	Youngstown St.	62 34
				37	A	Ohio	81 83							135	H	Duquesne	72 77
				37	H	Ohio	67 69							140	H	Akron	73 58
				39	A	North Carolina	60 73							186	A	Robert Morris	54 46
				46	A	Miami (OH)	63 79							208	A	Eastern Mich.	67 54
				46	H	Miami (OH)	67 58							208	H	Eastern Mich.	71 64
														221	A	Bowling Green	49 62
														221	H	Bowling Green	77 73
														223	A	Ball St.	44 48
														239	H	Northern Ky.	62 61
														261	A	St. Bonaventure	76 64
														272	A	Western Mich.	56 52
														272	H	Western Mich.	55 51
														308	H	Oakland	75 65
														330	A	NJIT	57 40
LAST 12 Division I GAMES:																	
				221	A	Bowling Green	49 62					32	A	Buffalo	66 75		
				46	H	Miami (OH)	67 58					272	H	Western Mich.	55 51		
				37	H	Ohio	67 69					140	H	Akron	73 58		
				272	A	Western Mich.	56 52					46	A	Miami (OH)	63 79		
				221	H	Bowling Green	77 73					223	A	Ball St.	44 48		
				208	A	Eastern Mich.	67 54					26	H	Central Mich.	75 82		

Non-Div I Games: Clarion 92 38

Kent St.

■ Loss,
 ■ Non-Conf,
 ■ S Site,
 ■ H Home
 ■ A Away
 N Neutral

Kentucky

Through Games Of March 5, 2019

Average RPI Win:	131	WON-LOST	WINNING	LAST 10	STRENGTH OF	OPP. STRENGTH	TEAM	ADJ.	CONF.	ADJ CONF.
Average RPI Loss:	47	RECORD	PCT. RANK	GAMES	SCHEDULE	OF SCHEDULE	RPI	RPI	RPI	RPI
DIV. I ONLY	24- 6	22	1- 0	38	43	21	21	5	5	
DIV. I NON-CONF.	13- 1	9	0- 0	89	91	16	16	5	5	
TOTALS	RPI 1-25	RPI 26-50	W-L RECORDS	RPI 51-100	RPI 101-150	RPI 150+				
24- 6	1- 5	4- 0	OVERALL	6- 0	4- 0	9- 1				
15- 3	0- 2	1- 0	HOME	4- 0	2- 0	8- 1				
6- 3	1- 3	1- 0	AWAY	2- 0	1- 0	1- 0				
3- 0	0- 0	2- 0	NEUTRAL	0- 0	1- 0	0- 0				
13- 1	0- 1	2- 0	NON-CONFERENCE	2- 0	3- 0	6- 0				
10- 0	0- 0	0- 0	HOME	2- 0	2- 0	6- 0				
0- 1	0- 1	0- 0	AWAY	0- 0	0- 0	0- 0				
3- 0	0- 0	2- 0	NEUTRAL	0- 0	1- 0	0- 0				
11- 5	1- 4	2- 0	CONFERENCE	4- 0	1- 0	3- 1				
5- 3	0- 2	1- 0	HOME	2- 0	0- 0	2- 1				
6- 2	1- 2	1- 0	AWAY	2- 0	1- 0	1- 0				
0- 0	0- 0	0- 0	NEUTRAL	0- 0	0- 0	0- 0				

RPI	S	Opponent	Score	RPI	S	Opponent	Score	RPI	S	Opponent	Score	RPI	S	Opponent	Score
3	A	Louisville	75 80	28	H	Missouri	52 41	63	A	Tennessee	73 71	103	A	Georgia	58 53
8	A	Mississippi St.	71 86	33	N	UCLA	75 74	66	H	Middle Tenn.	72 55	116	H	High Point	71 49
16	A	Texas A&M	71 73	39	N	North Carolina	85 75	70	A	LSU	64 60	127	N	South Fla.	85 63
16	H	Texas A&M	55 62	48	A	Auburn	78 68	70	H	LSU	57 52	131	H	Morehead St.	87 57
17	A	South Carolina	65 57					94	H	Arkansas	61 59	153	A	Alabama	68 53
17	H	South Carolina	70 74					95	H	Virginia	63 51	173	H	Southern U.	91 41
												192	H	Sacred Heart	71 43
												193	H	Vanderbilt	77 55
												218	H	Florida	62 51
												219	H	Ole Miss	49 55
												257	H	Rhode Island	75 52
												259	H	Murray St.	88 49
												262	H	Alabama St.	87 35
												341	H	Western Caro.	99 39
LAST 12 Division I GAMES:															
103	A	Georgia	58 53	48	A	Auburn	78 68								
16	H	Texas A&M	55 62	218	H	Florida	62 51								
70	H	LSU	57 52	17	H	South Carolina	70 74								
17	A	South Carolina	65 57	16	A	Texas A&M	71 73								
94	H	Arkansas	61 59	28	H	Missouri	52 41								
153	A	Alabama	68 53	70	A	LSU	64 60								

Non-Div I Games:

Kentucky

■ Loss,
■ Non-Conf, S Site,
■ Home
■ Away
N Neutral

Average RPI Win:	243	WON-LOST	WINNING	LAST 10	STRENGTH OF	OPP. STRENGTH	TEAM	ADJ.	CONF.	ADJ CONF.
Average RPI Loss:	261	RECORD	PCT. RANK	GAMES	SCHEDULE	OF SCHEDULE	RPI	RPI	RPI	RPI
DIV. I ONLY	4- 24	337	0- 1	337	350	349	349	31	31	
DIV. I NON-CONF.	1- 10	329	0- 0	335	347	351	351	31	31	
TOTALS	RPI 1-25	RPI 26-50	W-L RECORDS	RPI 51-100	RPI 101-150	RPI 150+				
4- 24	0- 0	0- 1	OVERALL	0- 0	0- 1	4- 22				
3- 10	0- 0	0- 0	HOME	0- 0	0- 0	3- 10				
1- 13	0- 0	0- 1	AWAY	0- 0	0- 1	1- 11				
0- 1	0- 0	0- 0	NEUTRAL	0- 0	0- 0	0- 1				
1- 10	0- 0	0- 1	NON-CONFERENCE	0- 0	0- 1	1- 8				
1- 3	0- 0	0- 0	HOME	0- 0	0- 0	1- 3				
0- 6	0- 0	0- 1	AWAY	0- 0	0- 1	0- 4				
0- 1	0- 0	0- 0	NEUTRAL	0- 0	0- 0	0- 1				
3- 14	0- 0	0- 0	CONFERENCE	0- 0	0- 0	3- 14				
2- 7	0- 0	0- 0	HOME	0- 0	0- 0	2- 7				
1- 7	0- 0	0- 0	AWAY	0- 0	0- 0	1- 7				
0- 0	0- 0	0- 0	NEUTRAL	0- 0	0- 0	0- 0				

RPI S	Opponent	Score	RPI S	Opponent	Score	RPI S	Opponent	Score	RPI S	Opponent	Score	Team's RPI: 349
43	A Michigan	38 83							139	A Lehigh	38 72	
									181	N UC Irvine	71 84	
									186	A Robert Morris	54 71	
									186	H Robert Morris	37 89	
									192	A Sacred Heart	53 75	
									192	H Sacred Heart	69 64	
									213	A Saint Francis (PA)	75 69	
									213	H Saint Francis (PA)	66 80	
									240	A Mt. St. Mary's	45 61	
									240	H Mt. St. Mary's	71 61	
									247	A St. Francis Brooklyn	64 87	
									247	H St. Francis Brooklyn	67 79	
									274	A Manhattan	46 61	
									284	H Army West Point	42 57	
									297	A Fairfield	43 71	
									298	A Bryant	62 69	
									298	H Bryant	54 69	
									312	A Wagner	62 72	
									312	H Wagner	62 66	
									320	H UMass Lowell	64 69	
									322	A Central Conn. St.	57 63	
									322	H Central Conn. St.	59 72	
									325	H Lafayette	55 50	
									330	H NJIT	51 72	
									335	A Grand Canyon	62 65	
									343	H Fairleigh Dickinson	52 69	
LAST 12 Division I GAMES:												
298	H Bryant	54 69	240	H Mt. St. Mary's	71 61							
322	H Central Conn. St.	59 72	312	H Wagner	62 66							
186	A Robert Morris	54 71	312	A Wagner	62 72							
213	A Saint Francis (PA)	75 69	322	A Central Conn. St.	57 63							
192	H Sacred Heart	69 64	240	A Mt. St. Mary's	45 61							
247	A St. Francis Brooklyn	64 87	247	H St. Francis Brooklyn	67 79							

Non-Div I Games:

LIU Brooklyn

■ Loss,
 ■ Non-Conf,
 ■ S Site,
 ■ H Home
 ■ A Away
 N Neutral

RPI	S	Opponent	Score
344	A	Saint Peter's	59 86

LIU Brooklyn

L
I
U
B
r
o
o
k
l
y
nL
I
U
B
r
o
o
k
l
y
n

Average RPI Win:	156	WON-LOST	WINNING	LAST 10	STRENGTH OF	OPP. STRENGTH	TEAM	ADJ.	CONF.	ADJ CONF.
Average RPI Loss:	55	RECORD	PCT. RANK	GAMES	SCHEDULE	OF SCHEDULE	RPI	RPI	RPI	RPI
DIV. I ONLY	16- 12	134	0- 1	29	61	70	70	5	5	
DIV. I NON-CONF.	9- 3	62	0- 0	129	155	81	81	5	5	
TOTALS	RPI 1-25	RPI 26-50	W-L RECORDS	RPI 51-100	RPI 101-150	RPI 150+				
16- 12	2- 7	1- 1	OVERALL	2- 1	2- 1	9- 2				
11- 6	1- 3	1- 1	HOME	2- 0	2- 0	5- 2				
5- 6	1- 4	0- 0	AWAY	0- 1	0- 1	4- 0				
0- 0	0- 0	0- 0	NEUTRAL	0- 0	0- 0	0- 0				
9- 3	1- 1	0- 0	NON-CONFERENCE	1- 0	2- 0	5- 2				
7- 2	0- 0	0- 0	HOME	1- 0	2- 0	4- 2				
2- 1	1- 1	0- 0	AWAY	0- 0	0- 0	1- 0				
0- 0	0- 0	0- 0	NEUTRAL	0- 0	0- 0	0- 0				
7- 9	1- 6	1- 1	CONFERENCE	1- 1	0- 1	4- 0				
4- 4	1- 3	1- 1	HOME	1- 0	0- 0	1- 0				
3- 5	0- 3	0- 0	AWAY	0- 1	0- 1	3- 0				
0- 0	0- 0	0- 0	NEUTRAL	0- 0	0- 0	0- 0				

RPI	S	Opponent	Score	RPI	S	Opponent	Score	RPI	S	Opponent	Score	RPI	S	Opponent	Score
8	A	Mississippi St.	56 76	28	H	Missouri	61 51	63	A	Tennessee	65 74	103	A	Georgia	50 63
8	H	Mississippi St.	35 68	48	H	Auburn	46 56	69	H	Little Rock	60 45	107	H	Northern Colo.	62 57
16	A	Texas A&M	55 59					94	H	Arkansas	71 34	127	H	South Fla.	78 49
16	H	Texas A&M	63 52									153	A	Alabama	62 56
17	H	South Carolina	53 76									159	H	Kansas	61 68
21	A	Kentucky	52 57									165	H	Tulane	54 56
21	H	Kentucky	60 64									166	H	Nicholls St.	76 44
23	A	Florida St.	58 45									183	H	Sam Houston St.	66 52
25	A	Rutgers	43 57									193	A	Vanderbilt	79 68
												218	H	Florida	69 51
												219	A	Ole Miss	55 41
												263	A	Louisiana	76 54
												314	H	Southeastern La.	72 52
												316	H	McNeese	86 36
LAST 12 Division I GAMES:															
48	H	Auburn	46 56	94	H	Arkansas	71 34								
8	A	Mississippi St.	56 76	28	H	Missouri	61 51								
21	A	Kentucky	52 57	8	H	Mississippi St.	35 68								
218	H	Florida	69 51	63	A	Tennessee	65 74								
193	A	Vanderbilt	79 68	153	A	Alabama	62 56								
16	A	Texas A&M	55 59	21	H	Kentucky	60 64								

Non-Div I Games:

LSU

■ Loss,
 ■ Non-Conf,
 ■ S Site,
 ■ H Home
 ■ A Away
 N Neutral

Average RPI Win:	229	WON-LOST	WINNING	LAST 10	STRENGTH OF	OPP. STRENGTH	TEAM	ADJ.	CONF.	ADJ CONF.
Average RPI Loss:	150	RECORD	PCT. RANK	GAMES	SCHEDULE	OF SCHEDULE	RPI	RPI	RPI	RPI
DIV. I ONLY	6- 25	321	0- 1	130	181	281	281	17	17	
DIV. I NON-CONF.	3- 11	292	0- 0	47	182	212	212	16	16	
TOTALS	RPI 1-25	RPI 26-50	W-L RECORDS	RPI 51-100	RPI 101-150	RPI 150+				
6- 25	0- 1	0- 1	OVERALL	0- 4	1- 7	5- 12				
3- 9	0- 0	0- 0	HOME	0- 1	0- 3	3- 5				
1- 16	0- 1	0- 1	AWAY	0- 3	0- 4	1- 7				
2- 0	0- 0	0- 0	NEUTRAL	0- 0	1- 0	1- 0				
3- 11	0- 1	0- 1	NON-CONFERENCE	0- 3	1- 3	2- 3				
1- 3	0- 0	0- 0	HOME	0- 1	0- 1	1- 1				
0- 8	0- 1	0- 1	AWAY	0- 2	0- 2	0- 2				
2- 0	0- 0	0- 0	NEUTRAL	0- 0	1- 0	1- 0				
3- 14	0- 0	0- 0	CONFERENCE	0- 1	0- 4	3- 9				
2- 6	0- 0	0- 0	HOME	0- 0	0- 2	2- 4				
1- 8	0- 0	0- 0	AWAY	0- 1	0- 2	1- 5				
0- 0	0- 0	0- 0	NEUTRAL	0- 0	0- 0	0- 0				

RPI 1-25				RPI 26-50				RPI 51-100				RPI 101+				Team's RPI: 281
RPI	S	Opponent	Score	RPI	S	Opponent	Score	RPI	S	Opponent	Score	RPI	S	Opponent	Score	
19	A	Oregon St.	46 100	44	A	Villanova	68 81	61	A	Penn	34 65	102	H	Fordham	54 65	
								80	H	Drexel	43 58	106	N	Pepperdine	62 55	
								84	A	Harvard	43 88	113	A	Towson	68 92	
								93	A	VCU	38 68	118	H	St. John's (NY)	57 83	
												120	A	Dayton	45 84	
												120	A	Dayton	38 65	
												122	A	Providence	47 77	
												135	H	Duquesne	62 66	
												151	A	Davidson	61 80	
												155	A	Temple	47 75	
												177	A	Saint Louis	58 69	
												186	A	Robert Morris	39 67	
												201	H	Massachusetts	60 74	
												215	H	George Washington	59 67	
												220	H	Howard	54 57	
												224	A	George Mason	42 59	
												224	H	George Mason	77 71	
												229	A	Saint Joseph's	57 60	
												229	H	Saint Joseph's	63 64	
												239	N	Northern Ky.	74 56	
LAST 12 Division I GAMES:																
				120	A	Dayton	38 65					177	A	Saint Louis	58 69	
				224	H	George Mason	77 71					257	H	Rhode Island	77 71	
				261	A	St. Bonaventure	52 45					151	A	Davidson	61 80	
				273	A	Richmond	51 56					102	H	Fordham	54 65	
				229	H	Saint Joseph's	63 64					273	H	Richmond	60 74	
				224	A	George Mason	42 59					135	H	Duquesne	62 66	
										</						

Non-Div I Games:

La Salle

■ Loss,
■ Non-Conf,
■ S Site,
■ H Home
■ A Away
N Neutral

La.-Monroe

Through Games Of March 5, 2019

Average RPI Win:	285	WON-LOST	WINNING	LAST 10	STRENGTH OF	OPP. STRENGTH	TEAM	ADJ.	CONF.	ADJ CONF.
Average RPI Loss:	174	RECORD	PCT. RANK	GAMES	SCHEDULE	OF SCHEDULE	RPI	RPI	RPI	RPI
DIV. I ONLY	7- 18	285	1- 0	314	212	303	303	12	12	
DIV. I NON-CONF.	4- 5	190	0- 0	349	340	314	314	14	14	
TOTALS	RPI 1-25	RPI 26-50	W-L RECORDS	RPI 51-100	RPI 101-150	RPI 150+				
7- 18	0- 0	0- 0	OVERALL	0- 3	0- 6	7- 9				
3- 7	0- 0	0- 0	HOME	0- 1	0- 2	3- 4				
4- 11	0- 0	0- 0	AWAY	0- 2	0- 4	4- 5				
0- 0	0- 0	0- 0	NEUTRAL	0- 0	0- 0	0- 0				
4- 5	0- 0	0- 0	NON-CONFERENCE	0- 0	0- 1	4- 4				
2- 1	0- 0	0- 0	HOME	0- 0	0- 0	2- 1				
2- 4	0- 0	0- 0	AWAY	0- 0	0- 1	2- 3				
0- 0	0- 0	0- 0	NEUTRAL	0- 0	0- 0	0- 0				
3- 13	0- 0	0- 0	CONFERENCE	0- 3	0- 5	3- 5				
1- 6	0- 0	0- 0	HOME	0- 1	0- 2	1- 3				
2- 7	0- 0	0- 0	AWAY	0- 2	0- 3	2- 2				
0- 0	0- 0	0- 0	NEUTRAL	0- 0	0- 0	0- 0				

RPI 1-25			RPI 26-50			RPI 51-100			RPI 101+			Team's RPI: 303					
RPI	S	Opponent	Score	RPI	S	Opponent	Score	RPI	S	Opponent	Score	RPI	S	Opponent	Score		
								69	A	Little Rock	44	63	104	A	South Alabama	49	77
								77	H	UT Arlington	56	60	133	A	Georgia St.	46	68
								91	A	Troy	56	78	133	H	Georgia St.	41	56
													146	A	Texas Tech	42	86
													149	A	Appalachian St.	51	56
													149	H	Appalachian St.	58	80
													162	H	Texas St.	51	62
													166	H	Nicholls St.	54	55
													174	A	Coastal Caro.	60	57
													174	H	Coastal Caro.	54	79
													180	A	Arkansas St.	54	64
													214	A	SMU	38	49
													263	A	Louisiana	45	52
													263	H	Louisiana	52	55
													286	A	Ga. Southern	80	62
													286	H	Ga. Southern	58	57
													288	A	New Orleans	57	44
													314	A	Southeastern La.	42	49
													316	H	McNeese	69	60
													318	A	Northwestern St.	63	55
													326	H	Mississippi Val.	72	65
													342	A	Houston Baptist	60	68
LAST 12 Division I GAMES:																	
				174	A	Coastal Caro.	60	57		133	A	Georgia St.	46	68			
				149	A	Appalachian St.	51	56		149	H	Appalachian St.	58	80			
				77	H	UT Arlington	56	60		174	H	Coastal Caro.	54	79			
				162	H	Texas St.	51	62		104	A	South Alabama	49	77			
				263	H	Louisiana	52	55		91	A	Troy	56	78			
				286	A	Ga. Southern	80	62		263	A	Louisiana	45	52			

Non-Div I Games: LSU-Alexandria 93 62 Ark.-Monticello 70 39

La.-Monroe

■ Loss,
 ■ Non-Conf, S Site,
 ■ Home
 ■ Away
 N Neutral

Lafayette

Through Games Of March 5, 2019

Average RPI Win:	259	WON-LOST	WINNING	LAST 10	STRENGTH OF	OPP. STRENGTH	TEAM	ADJ.	CONF.	ADJ CONF.
Average RPI Loss:	202	RECORD	PCT. RANK	GAMES	SCHEDULE	OF SCHEDULE	RPI	RPI	RPI	RPI
DIV. I ONLY	7- 21	298	0- 1	300	269	325	325	18	18	
DIV. I NON-CONF.	5- 6	177	0- 1	347	343	325	325	21	21	
TOTALS	RPI 1-25	RPI 26-50	W-L RECORDS	RPI 51-100	RPI 101-150	RPI 150+				
7- 21	0- 0	0- 2	OVERALL	0- 2	0- 5	7- 12				
5- 8	0- 0	0- 1	HOME	0- 1	0- 2	5- 4				
2- 12	0- 0	0- 1	AWAY	0- 1	0- 2	2- 8				
0- 1	0- 0	0- 0	NEUTRAL	0- 0	0- 1	0- 0				
5- 6	0- 0	0- 0	NON-CONFERENCE	0- 0	0- 1	5- 5				
3- 2	0- 0	0- 0	HOME	0- 0	0- 0	3- 2				
2- 3	0- 0	0- 0	AWAY	0- 0	0- 0	2- 3				
0- 1	0- 0	0- 0	NEUTRAL	0- 0	0- 1	0- 0				
2- 15	0- 0	0- 2	CONFERENCE	0- 2	0- 4	2- 7				
2- 6	0- 0	0- 1	HOME	0- 1	0- 2	2- 2				
0- 9	0- 0	0- 1	AWAY	0- 1	0- 2	0- 5				
0- 0	0- 0	0- 0	NEUTRAL	0- 0	0- 0	0- 0				

RPI S	Opponent	Score	RPI S	Opponent	Score	RPI S	Opponent	Score	RPI S	Opponent	Score	Team's RPI: 325
40	A Bucknell	43 75	40	H Bucknell	47 56	78	A American	45 60	138	N Delaware	47 65	
						78	H American	57 67	139	A Lehigh	50 67	
									139	H Lehigh	43 70	
									148	A Boston U.	49 50	
									148	H Boston U.	44 47	
									184	A Holy Cross	53 56	
									184	H Holy Cross	73 63	
									203	H Cornell	59 62	
									230	H Monmouth	73 69	
									245	H Albany (NY)	67 66	
									247	H Binghamton	59 50	
									250	A Navy	53 65	
									250	H Navy	55 42	
									253	A Colgate	49 60	
									274	A Manhattan	49 60	
									284	A Army West Point	50 65	
									284	H Army West Point	40 64	
									287	A Loyola Maryland	50 62	
									287	H Loyola Maryland	52 55	
									305	A Fla. Atlantic	49 53	
									312	A Wagner	66 43	
									343	A Fairleigh Dickinson	63 57	
									344	H Saint Peter's	60 62	
									349	A LIU Brooklyn	50 55	
LAST 12 Division I GAMES:												
138	N Delaware	47 65	284	H Army West Point	40 64							
139	A Lehigh	50 67	40	A Bucknell	43 75							
148	A Boston U.	49 50	184	A Holy Cross	53 56							
78	H American	57 67	148	H Boston U.	44 47							
250	A Navy	53 65	78	A American	45 60							
287	H Loyola Maryland	52 55	250	H Navy	55 42							

Non-Div I Games:

Lafayette

■ Loss,
 ■ Non-Conf,
 ■ S Site,
 ■ H Home
 ■ A Away
 N Neutral

Average RPI Win:	233	WON-LOST	WINNING	LAST 10	STRENGTH OF	OPP. STRENGTH	TEAM	ADJ.	CONF.	ADJ CONF.
Average RPI Loss:	62	RECORD	PCT. RANK	GAMES	SCHEDULE	OF SCHEDULE	RPI	RPI	RPI	RPI
DIV. I ONLY	19- 5	33	0- 0	163	233	50	50	25	25	
DIV. I NON-CONF.	3- 4	199	0- 0	10	17	28	28	23	23	

TOTALS	RPI 1-25	RPI 26-50	W-L RECORDS	RPI 51-100	RPI 101-150	RPI 150+
19- 5	1- 1	0- 2	OVERALL	2- 1	1- 0	15- 1
9- 0	0- 0	0- 0	HOME	2- 0	0- 0	7- 0
10- 4	1- 1	0- 1	AWAY	0- 1	1- 0	8- 1
0- 1	0- 0	0- 1	NEUTRAL	0- 0	0- 0	0- 0
3- 4	1- 1	0- 2	NON-CONFERENCE	1- 0	0- 0	1- 1
1- 0	0- 0	0- 0	HOME	1- 0	0- 0	0- 0
2- 3	1- 1	0- 1	AWAY	0- 0	0- 0	1- 1
0- 1	0- 0	0- 1	NEUTRAL	0- 0	0- 0	0- 0
16- 1	0- 0	0- 0	CONFERENCE	1- 1	1- 0	14- 0
8- 0	0- 0	0- 0	HOME	1- 0	0- 0	7- 0
8- 1	0- 0	0- 0	AWAY	0- 1	1- 0	7- 0
0- 0	0- 0	0- 0	NEUTRAL	0- 0	0- 0	0- 0

RPI 1-25				RPI 26-50				RPI 51-100				RPI 101+			
RPI	S	Opponent	Score	RPI	S	Opponent	Score	RPI	S	Opponent	Score	RPI	S	Opponent	Score
8	A	Mississippi St.	53 104	35	A	Kansas St.	55 73	74	A	SFA	58 70	150	A	Abilene Christian	63 60
16	A	Texas A&M	74 68	37	N	Ohio	62 87	74	H	SFA	62 46	157	A	Denver	110 117
								92	H	Pacific	82 66	166	H	Nicholls St.	78 65
												183	A	Sam Houston St.	83 72
												183	H	Sam Houston St.	81 76
												256	A	A&M-Corpus Christi	72 47
												256	H	A&M-Corpus Christi	76 58
												263	A	Louisiana	79 77
												275	H	Central Ark.	57 37
												288	A	New Orleans	79 57
												301	A	Incarnate Word	77 51
												301	H	Incarnate Word	79 53
												314	H	Southeastern La.	94 54
												316	A	McNeese	64 62
												318	A	Northwestern St.	94 70
												342	A	Houston Baptist	97 49
												342	H	Houston Baptist	63 50
LAST 12 Division I GAMES:															
74	H	SFA	62 46	74	A	SFA	58 70	150	A	Abilene Christian	63 60	316	A	McNeese	64 62
342	A	Houston Baptist	97 49	150	A	Abilene Christian	63 60	166	H	Nicholls St.	78 65	183	A	Sam Houston St.	83 72
256	A	A&M-Corpus Christi	72 47	316	A	McNeese	64 62	183	A	Sam Houston St.	83 72	301	A	Incarnate Word	77 51
301	H	Incarnate Word	79 53	166	H	Nicholls St.	78 65	301	A	Incarnate Word	77 51				
183	H	Sam Houston St.	81 76	183	A	Sam Houston St.	83 72								
318	A	Northwestern St.	94 70	301	A	Incarnate Word	77 51								

Non-Div I Games: LeTourneau 104 27 Louisiana Col. 94 43 McMurry 100 37 Howard Payne 93 37 Lamar University

Loss, Non-Conf, S Site, H Home A Away N Neutral

Average RPI Win:	267	WON-LOST	WINNING	LAST 10	STRENGTH OF	OPP. STRENGTH	TEAM	ADJ.	CONF.	ADJ CONF.
Average RPI Loss:	77	RECORD	PCT. RANK	GAMES	SCHEDULE	OF SCHEDULE	RPI	RPI	RPI	RPI
DIV. I ONLY	18- 9	82	0- 1	200	228	139	139	18	18	
DIV. I NON-CONF.	7- 3	83	0- 1	180	258	129	129	21	21	
TOTALS	RPI 1-25	RPI 26-50	W-L RECORDS	RPI 51-100	RPI 101-150	RPI 150+				
18- 9	0- 1	0- 3	OVERALL	0- 2	0- 3	18- 0				
11- 5	0- 0	0- 2	HOME	0- 1	0- 2	11- 0				
7- 4	0- 1	0- 1	AWAY	0- 1	0- 1	7- 0				
0- 0	0- 0	0- 0	NEUTRAL	0- 0	0- 0	0- 0				
7- 3	0- 1	0- 1	NON-CONFERENCE	0- 0	0- 1	7- 0				
5- 2	0- 0	0- 1	HOME	0- 0	0- 1	5- 0				
2- 1	0- 1	0- 0	AWAY	0- 0	0- 0	2- 0				
0- 0	0- 0	0- 0	NEUTRAL	0- 0	0- 0	0- 0				
11- 6	0- 0	0- 2	CONFERENCE	0- 2	0- 2	11- 0				
6- 3	0- 0	0- 1	HOME	0- 1	0- 1	6- 0				
5- 3	0- 0	0- 1	AWAY	0- 1	0- 1	5- 0				
0- 0	0- 0	0- 0	NEUTRAL	0- 0	0- 0	0- 0				

RPI 1-25				RPI 26-50				RPI 51-100				RPI 101+ Team's RPI: 139			
RPI	S	Opponent	Score	RPI	S	Opponent	Score	RPI	S	Opponent	Score	RPI	S	Opponent	Score
1	A	Notre Dame	68 95	40	A	Bucknell	53 71	78	A	American	47 50	115	H	Charlotte	60 62
				40	H	Bucknell	68 73	78	H	American	53 61	148	A	Boston U.	45 58
				44	H	Villanova	48 70					148	H	Boston U.	48 52
												184	H	Holy Cross	64 55
												192	H	Sacred Heart	70 66
												203	H	Cornell	67 54
												230	H	Monmouth	63 48
												247	A	Binghamton	65 55
												250	A	Navy	56 38
												250	H	Navy	66 55
												253	A	Colgate	75 63
												253	H	Colgate	86 58
												284	A	Army West Point	73 50
												284	H	Army West Point	55 46
												287	A	Loyola Maryland	65 46
												287	H	Loyola Maryland	51 42
												289	H	Norfolk St.	62 41
												322	A	Central Conn. St.	88 62
												325	A	Lafayette	70 43
												325	H	Lafayette	67 50
												349	H	LIU Brooklyn	72 38
LAST 12 Division I GAMES:															
				115	H	Charlotte	60 62	40	H	Bucknell	68 73				
				325	H	Lafayette	67 50	148	H	Boston U.	48 52				
				287	A	Loyola Maryland	65 46	250	H	Navy	66 55				
				284	H	Army West Point	55 46	287	H	Loyola Maryland	51 42				
				253	A	Colgate	75 63	284	A	Army West Point	73 50				
				78	A	American	47 50	253	H	Colgate	86 58				

Non-Div I Games: Kutztown 73 39

Lehigh

■ Loss,
 ■ Non-Conf,
 ■ S Site,
 ■ H Home
 ■ A Away
 N Neutral

Liberty

Through Games Of March 5, 2019

Average RPI Win:	258	WON-LOST	WINNING	LAST 10	STRENGTH OF	OPP. STRENGTH	TEAM	ADJ.	CONF.	ADJ CONF.
Average RPI Loss:	159	RECORD	PCT. RANK	GAMES	SCHEDULE	OF SCHEDULE	RPI	RPI	RPI	RPI
DIV. I ONLY	13- 15	196	0- 1	181	279	191	191	24	24	
DIV. I NON-CONF.	3- 9	271	0- 1	109	242	228	228	26	26	
TOTALS	RPI 1-25	RPI 26-50	W-L RECORDS	RPI 51-100	RPI 101-150	RPI 150+				
13- 15	0- 1	0- 1	OVERALL	0- 3	1- 1	12- 9				
6- 5	0- 0	0- 1	HOME	0- 2	0- 0	6- 2				
6- 7	0- 0	0- 0	AWAY	0- 1	0- 0	6- 6				
1- 3	0- 1	0- 0	NEUTRAL	0- 0	1- 1	0- 1				
3- 9	0- 1	0- 1	NON-CONFERENCE	0- 1	1- 1	2- 5				
1- 2	0- 0	0- 1	HOME	0- 1	0- 0	1- 0				
1- 4	0- 0	0- 0	AWAY	0- 0	0- 0	1- 4				
1- 3	0- 1	0- 0	NEUTRAL	0- 0	1- 1	0- 1				
10- 6	0- 0	0- 0	CONFERENCE	0- 2	0- 0	10- 4				
5- 3	0- 0	0- 0	HOME	0- 1	0- 0	5- 2				
5- 3	0- 0	0- 0	AWAY	0- 1	0- 0	5- 2				
0- 0	0- 0	0- 0	NEUTRAL	0- 0	0- 0	0- 0				

RPI S	Opponent	Score	RPI S	Opponent	Score	RPI S	Opponent	Score	RPI S	Opponent	Score	Team's RPI: 191
15 N	UCF	45 53	31 H	James Madison	53 74	59 A	FGCU	50 68	115 N	Charlotte	61 63	
						59 H	FGCU	64 65	135 N	Duquesne	55 51	
						62 H	Virginia Tech	61 72	169 A	Chattanooga	60 75	
									182 A	North Ala.	61 57	
									182 H	North Ala.	61 48	
									189 A	Stetson	52 69	
									189 H	Stetson	56 68	
									204 A	East Carolina	63 66	
									213 H	Saint Francis (PA)	82 53	
									222 A	Bethune-Cookman	76 81	
									227 A	Jacksonville	85 75	
									227 H	Jacksonville	52 64	
									231 A	ETSU	89 86	
									251 A	North Florida	54 66	
									251 H	North Florida	69 53	
									289 N	Norfolk St.	53 66	
									307 A	UNC Greensboro	45 48	
									310 A	Kennesaw St.	67 61	
									310 H	Kennesaw St.	68 55	
									328 A	Lipscomb	77 60	
									328 H	Lipscomb	74 60	
									330 A	NJIT	58 39	
									330 H	NJIT	58 47	
LAST 12 Division I GAMES:												
289 N	Norfolk St.	53 66	328 H	Lipscomb	74 60							
182 H	North Ala.	61 48	59 H	FGCU	64 65							
330 A	NJIT	58 39	189 H	Stetson	56 68							
310 H	Kennesaw St.	68 55	330 H	NJIT	58 47							
251 A	North Florida	54 66	328 A	Lipscomb	77 60							
182 A	North Ala.	61 57	227 A	Jacksonville	85 75							

Non-Div I Games: West Chester 61 42

Liberty

Loss, Non-Conf, S Site, H Home A Away N Neutral

Average RPI Win: 285	WON-LOST	WINNING	LAST 10	STRENGTH OF	OPP. STRENGTH	TEAM	ADJ.	CONF.	ADJ CONF.
Average RPI Loss: 186	RECORD	PCT. RANK	GAMES	SCHEDULE	OF SCHEDULE	RPI	RPI	RPI	RPI
DIV. I ONLY	4- 25	339	1- 0	186	298	328	328	24	24
DIV. I NON-CONF.	2- 11	316	0- 0	126	308	284	284	26	26
TOTALS	RPI 1-25	RPI 26-50	W-L RECORDS	RPI 51-100	RPI 101-150	RPI 150+			
4- 25	0- 0	0- 0	OVERALL	0- 5	0- 3	4- 17			
3- 10	0- 0	0- 0	HOME	0- 1	0- 1	3- 8			
1- 15	0- 0	0- 0	AWAY	0- 4	0- 2	1- 9			
0- 0	0- 0	0- 0	NEUTRAL	0- 0	0- 0	0- 0			
2- 11	0- 0	0- 0	NON-CONFERENCE	0- 3	0- 3	2- 5			
1- 4	0- 0	0- 0	HOME	0- 0	0- 1	1- 3			
1- 7	0- 0	0- 0	AWAY	0- 3	0- 2	1- 2			
0- 0	0- 0	0- 0	NEUTRAL	0- 0	0- 0	0- 0			
2- 14	0- 0	0- 0	CONFERENCE	0- 2	0- 0	2- 12			
2- 6	0- 0	0- 0	HOME	0- 1	0- 0	2- 5			
0- 8	0- 0	0- 0	AWAY	0- 1	0- 0	0- 7			
0- 0	0- 0	0- 0	NEUTRAL	0- 0	0- 0	0- 0			

RPI S	Opponent	Score	RPI S	Opponent	Score	RPI S	Opponent	Score	RPI S	Opponent	Score	Team's RPI: 328
						56	A Clemson	26 68	103	A Georgia	45 77	
						58	A Belmont	43 83	123	H UT Martin	53 62	
						59	A FGCU	40 82	131	A Morehead St.	44 79	
						59	H FGCU	46 80	154	H Tennessee Tech	52 67	
						72	A Cincinnati	55 71	182	A North Ala.	50 71	
									182	H North Ala.	60 81	
									189	A Stetson	49 76	
									189	H Stetson	65 80	
									191	A Liberty	60 74	
									191	H Liberty	60 77	
									210	H Jacksonville St.	46 58	
									227	A Jacksonville	47 62	
									227	H Jacksonville	61 58	
									251	A North Florida	66 72	
									251	H North Florida	53 68	
									258	A Austin Peay	58 70	
									259	A Murray St.	61 97	
									293	H Col. of Charleston	63 65	
									300	A Alabama A&M	62 58	
									302	H Tennessee St.	64 62	
									310	A Kennesaw St.	36 67	
									310	H Kennesaw St.	72 69	
									330	A NJIT	67 80	
									330	H NJIT	53 69	
LAST 12 Division I GAMES:												
310	H Kennesaw St.	72 69	227	H Jacksonville	61 58							
182	A North Ala.	50 71	251	A North Florida	66 72							
330	H NJIT	53 69	182	H North Ala.	60 81							
59	H FGCU	46 80	191	H Liberty	60 77							
310	A Kennesaw St.	36 67	189	A Stetson	49 76							
191	A Liberty	60 74	59	A FGCU	40 82							

Non-Div I Games:

Lipscomb

■ Loss,
 ■ Non-Conf, S Site,
 ■ Home
 ■ Away
 N Neutral

Little Rock

Through Games Of March 5, 2019

Average RPI Win:	175	WON-LOST	WINNING	LAST 10	STRENGTH OF	OPP. STRENGTH	TEAM	ADJ.	CONF.	ADJ CONF.
Average RPI Loss:	77	RECORD	PCT. RANK	GAMES	SCHEDULE	OF SCHEDULE	RPI	RPI	RPI	RPI
DIV. I ONLY	17- 10	101	1- 0	53	102	69	69	12	12	
DIV. I NON-CONF.	4- 7	228	0- 0	46	12	134	134	14	14	
TOTALS	RPI 1-25	RPI 26-50	W-L RECORDS	RPI 51-100	RPI 101-150	RPI 150+				
17- 10	0- 2	0- 2	OVERALL	3- 3	4- 1	10- 2				
10- 5	0- 2	0- 2	HOME	2- 0	2- 1	6- 0				
7- 5	0- 0	0- 0	AWAY	1- 3	2- 0	4- 2				
0- 0	0- 0	0- 0	NEUTRAL	0- 0	0- 0	0- 0				
4- 7	0- 2	0- 2	NON-CONFERENCE	0- 2	0- 1	4- 0				
1- 5	0- 2	0- 2	HOME	0- 0	0- 1	1- 0				
3- 2	0- 0	0- 0	AWAY	0- 2	0- 0	3- 0				
0- 0	0- 0	0- 0	NEUTRAL	0- 0	0- 0	0- 0				
13- 3	0- 0	0- 0	CONFERENCE	3- 1	4- 0	6- 2				
9- 0	0- 0	0- 0	HOME	2- 0	2- 0	5- 0				
4- 3	0- 0	0- 0	AWAY	1- 1	2- 0	1- 2				
0- 0	0- 0	0- 0	NEUTRAL	0- 0	0- 0	0- 0				

RPI 1-25				RPI 26-50				RPI 51-100				Team's RPI: 69	RPI 101+			
RPI	S	Opponent	Score	RPI	S	Opponent	Score	RPI	S	Opponent	Score		RPI	S	Opponent	Score
8	H	Mississippi St.	63 98	30	H	Rice	65 79	65	A	Missouri St.	44 48		104	A	South Alabama	65 42
16	H	Texas A&M	40 61	35	H	Kansas St.	47 53	70	A	LSU	45 60		104	H	South Alabama	47 44
								77	A	UT Arlington	62 61		114	H	Western Ky.	56 68
								77	H	UT Arlington	68 65		133	H	Georgia St.	82 50
								91	A	Troy	66 71		149	A	Appalachian St.	74 59
								91	H	Troy	76 72		162	A	Texas St.	48 50
													162	H	Texas St.	62 47
													167	A	Tulsa	63 53
													168	A	Louisiana Tech	69 58
													174	A	Coastal Caro.	60 47
													180	A	Arkansas St.	58 62
													180	H	Arkansas St.	68 55
													233	A	Memphis	63 60
													263	H	Louisiana	62 48
													286	H	Ga. Southern	80 51
													303	H	La.-Monroe	63 44
													305	H	Fla. Atlantic	61 38
LAST 12 Division I GAMES:																
133	H	Georgia St.	82 50	91	H	Troy	76 72									
286	H	Ga. Southern	80 51	180	H	Arkansas St.	68 55									
180	A	Arkansas St.	58 62	149	A	Appalachian St.	74 59									
162	A	Texas St.	48 50	174	A	Coastal Caro.	60 47									
77	A	UT Arlington	62 61	77	H	UT Arlington	68 65									
104	H	South Alabama	47 44	162	H	Texas St.	62 47									

Non-Div I Games:

Little Rock

Loss, Non-Conf, S Site, H Home A Away N Neutral

Average RPI Win: 230		WON-LOST	WINNING	LAST 10	STRENGTH OF	OPP. STRENGTH	TEAM	ADJ.	CONF.	ADJ CONF.
Average RPI Loss: 153		RECORD	PCT. RANK	GAMES	SCHEDULE	OF SCHEDULE	RPI	RPI	RPI	RPI
DIV. I ONLY		8- 19	277	0- 1	166	188	271	271	21	21
DIV. I NON-CONF.		3- 10	278	0- 0	116	125	254	254	20	20
TOTALS	RPI 1-25	RPI 26-50		W-L RECORDS		RPI 51-100	RPI 101-150	RPI 150+		
8- 19	0- 1	0- 1		OVERALL		1- 6	1- 4	6- 7		
5- 10	0- 0	0- 1		HOME		1- 3	0- 2	4- 4		
3- 9	0- 1	0- 0		AWAY		0- 3	1- 2	2- 3		
0- 0	0- 0	0- 0		NEUTRAL		0- 0	0- 0	0- 0		
3- 10	0- 1	0- 1		NON-CONFERENCE		1- 4	0- 1	2- 3		
2- 6	0- 0	0- 1		HOME		1- 2	0- 0	1- 3		
1- 4	0- 1	0- 0		AWAY		0- 2	0- 1	1- 0		
0- 0	0- 0	0- 0		NEUTRAL		0- 0	0- 0	0- 0		
5- 9	0- 0	0- 0		CONFERENCE		0- 2	1- 3	4- 4		
3- 4	0- 0	0- 0		HOME		0- 1	0- 2	3- 1		
2- 5	0- 0	0- 0		AWAY		0- 1	1- 1	1- 3		
0- 0	0- 0	0- 0		NEUTRAL		0- 0	0- 0	0- 0		

RPI 1-25				RPI 26-50				RPI 51-100				RPI 101+				Team's RPI: 271	
RPI	S	Opponent	Score	RPI	S	Opponent	Score	RPI	S	Opponent	Score	RPI	S	Opponent	Score		
5	A	Oregon	48 110	42	H	Southern California	50 86	67	H	Idaho	70 63	141	A	CSUN	45 60		
								76	A	Utah	59 82	141	H	CSUN	37 51		
								81	A	UC Davis	50 70	142	A	Montana St.	62 85		
								81	H	UC Davis	49 66	147	A	UC Riverside	63 45		
								87	H	UNI	64 71	147	H	UC Riverside	59 73		
								89	H	Arizona	43 70	176	A	Utah St.	50 48		
								100	A	Loyola Marymount	62 71	181	H	UC Irvine	46 48		
												232	H	California Baptist	83 85		
												236	A	Hawaii	49 63		
												236	H	Hawaii	56 40		
												244	H	Nevada	67 76		
												260	A	Cal St. Fullerton	59 53		
												269	H	San Diego	56 60		
												295	A	UC Santa Barbara	54 60		
												295	H	UC Santa Barbara	62 53		
												323	A	Cal Poly	59 66		
												323	H	Cal Poly	61 58		
												335	H	Grand Canyon	57 50		
LAST 12 Division I GAMES:																	
				81	H	UC Davis	49 66	323	A	Cal Poly	59 66						
				295	H	UC Santa Barbara	62 53	260	A	Cal St. Fullerton	59 53						
				141	A	CSUN	45 60	81	A	UC Davis	50 70						
				236	A	Hawaii	49 63	141	H	CSUN	37 51						
				181	H	UC Irvine	46 48	147	H	UC Riverside	59 73						
				236	H	Hawaii	56 40	295	A	UC Santa Barbara	54 60						

Non-Div I Games:

Long Beach St.

■ Loss, ■ Non-Conf, S Site, H Home A Away N Neutral

Average RPI Win: 265	WON-LOST	WINNING	LAST 10	STRENGTH OF	OPP. STRENGTH	TEAM	ADJ.	CONF.	ADJ CONF.
Average RPI Loss: 204	RECORD	PCT. RANK	GAMES	SCHEDULE	OF SCHEDULE	RPI	RPI	RPI	RPI
DIV. I ONLY	3- 25	344	0- 1	215	326	338	338	28	28
DIV. I NON-CONF.	1- 10	329	0- 1	148	335	328	328	29	29
TOTALS	RPI 1-25	RPI 26-50	W-L RECORDS	RPI 51-100	RPI 101-150	RPI 150+			
3- 25	0- 0	0- 0	OVERALL	0- 5	0- 3	3- 17			
3- 11	0- 0	0- 0	HOME	0- 1	0- 1	3- 9			
0- 13	0- 0	0- 0	AWAY	0- 4	0- 2	0- 7			
0- 1	0- 0	0- 0	NEUTRAL	0- 0	0- 0	0- 1			
1- 10	0- 0	0- 0	NON-CONFERENCE	0- 3	0- 1	1- 6			
1- 4	0- 0	0- 0	HOME	0- 0	0- 0	1- 4			
0- 5	0- 0	0- 0	AWAY	0- 3	0- 1	0- 1			
0- 1	0- 0	0- 0	NEUTRAL	0- 0	0- 0	0- 1			
2- 15	0- 0	0- 0	CONFERENCE	0- 2	0- 2	2- 11			
2- 7	0- 0	0- 0	HOME	0- 1	0- 1	2- 5			
0- 8	0- 0	0- 0	AWAY	0- 1	0- 1	0- 6			
0- 0	0- 0	0- 0	NEUTRAL	0- 0	0- 0	0- 0			

RPI 1-25				RPI 26-50				RPI 51-100				RPI 101+				Team's RPI: 338	
RPI	S	Opponent	Score	RPI	S	Opponent	Score	RPI	S	Opponent	Score	RPI	S	Opponent	Score		
								62	A	Virginia Tech	39	93	116	A	High Point	47	70
								85	A	Radford	52	81	116	H	High Point	54	65
								85	H	Radford	34	68	119	A	UNCW	33	35
								93	A	VCU	55	84	187	A	UNC Asheville	55	80
								96	A	Old Dominion	48	69	187	H	UNC Asheville	57	68
													204	N	East Carolina	52	61
													206	H	UMES	83	71
													207	A	Hampton	40	66
													207	H	Hampton	70	86
													208	H	Eastern Mich.	45	64
													209	H	Campbell	60	66
													213	H	Saint Francis (PA)	88	91
													249	A	Gardner-Webb	78	80
													249	H	Gardner-Webb	85	79
													267	H	Wofford	72	101
													289	A	Norfolk St.	42	74
													292	H	Charleston So.	74	81
													296	A	Winthrop	69	77
													312	H	Wagner	60	86
													331	A	Presbyterian	66	81
													331	H	Presbyterian	60	64
													340	A	USC Upstate	67	72
													340	H	USC Upstate	80	58
LAST 12 Division I GAMES:																	
				96	A	Old Dominion	48	69	340	H	USC Upstate	80	58				
				331	H	Presbyterian	60	64	249	A	Gardner-Webb	78	80				
				116	A	High Point	47	70	116	H	High Point	54	65				
				207	H	Hampton	70	86	249	H	Gardner-Webb	85	79				
				187	H	UNC Asheville	57	68	209	H	Campbell	60	66				
				85	A	Radford	52	81	340	A	USC Upstate	67	72				

Non-Div I Games:

Longwood

■ Loss,
 ■ Non-Conf,
 ■ S Site,
 ■ Home
 ■ A Away
 N Neutral

Average RPI Win: 216		WON-LOST	WINNING	LAST 10	STRENGTH OF	OPP. STRENGTH	TEAM	ADJ.	CONF.	ADJ CONF.
Average RPI Loss: 132		RECORD	PCT. RANK	GAMES	SCHEDULE	OF SCHEDULE	RPI	RPI	RPI	RPI
DIV. I ONLY		13- 14	184	1- 0	165	122	168	168	14	14
DIV. I NON-CONF.		7- 5	132	1- 0	262	73	156	156	17	17
TOTALS	RPI 1-25		RPI 26-50		W-L RECORDS		RPI 51-100		RPI 101-150	RPI 150+
13- 14	0- 1		0- 2		OVERALL		1- 4		2- 1	10- 6
7- 4	0- 0		0- 1		HOME		1- 2		1- 0	5- 1
5- 9	0- 1		0- 1		AWAY		0- 1		1- 1	4- 5
1- 1	0- 0		0- 0		NEUTRAL		0- 1		0- 0	1- 0
7- 5	0- 1		0- 0		NON-CONFERENCE		1- 2		0- 0	6- 2
3- 1	0- 0		0- 0		HOME		1- 1		0- 0	2- 0
3- 3	0- 1		0- 0		AWAY		0- 0		0- 0	3- 2
1- 1	0- 0		0- 0		NEUTRAL		0- 1		0- 0	1- 0
6- 9	0- 0		0- 2		CONFERENCE		0- 2		2- 1	4- 4
4- 3	0- 0		0- 1		HOME		0- 1		1- 0	3- 1
2- 6	0- 0		0- 1		AWAY		0- 1		1- 1	1- 3
0- 0	0- 0		0- 0		NEUTRAL		0- 0		0- 0	0- 0

RPI 1-25				RPI 26-50				RPI 51-100				RPI 101+				Team's RPI: 168	
RPI	S	Opponent	Score	RPI	S	Opponent	Score	RPI	S	Opponent	Score	RPI	S	Opponent	Score		
20	A	Arizona St.	44 80	30	A	Rice	42 78	65	N	Missouri St.	70 82	101	A	UAB	73 68		
				30	H	Rice	51 61	66	A	Middle Tenn.	38 75	114	A	Western Ky.	76 81		
								69	H	Little Rock	58 69	115	H	Charlotte	88 51		
								96	H	Old Dominion	59 70	153	N	Alabama	79 62		
								98	H	Houston	100 88	178	H	North Texas	54 65		
												180	A	Arkansas St.	80 70		
												185	A	Southern Miss.	70 74		
												185	H	Southern Miss.	106 85		
												199	A	Marshall	88 90		
												219	H	Ole Miss	80 71		
												233	A	Memphis	66 50		
												237	A	UMKC	70 80		
												254	A	Wichita St.	56 70		
												276	A	UTEP	74 64		
												305	H	Fla. Atlantic	86 55		
												306	A	UTSA	68 70		
												314	H	Southeastern La.	72 53		
												315	H	FIU	90 72		
												316	A	McNeese	89 48		
LAST 12 Division I GAMES:																	
153	N	Alabama	79 62	315	H	FIU	90 72										
30	A	Rice	42 78	305	H	Fla. Atlantic	86 55										
185	A	Southern Miss.	70 74	114	A	Western Ky.	76 81										
306	A	UTSA	68 70	199	A	Marshall	88 90										
276	A	UTEP	74 64	115	H	Charlotte	88 51										
185	H	Southern Miss.	106 85	96	H	Old Dominion	59 70										

Non-Div I Games: LSU-Alexandria 112 70

Louisiana Tech

Loss, Non-Conf, S Site, H Home A Away N Neutral

Louisville

Through Games Of March 5, 2019

Average RPI Win:	86	WON-LOST	WINNING	LAST 10	STRENGTH OF	OPP. STRENGTH	TEAM	ADJ.	CONF.	ADJ CONF.
Average RPI Loss:	10	RECORD	PCT. RANK	GAMES	SCHEDULE	OF SCHEDULE	RPI	RPI	RPI	RPI
DIV. I ONLY	27- 2	3	1- 0	11	2	3	3	1	1	
DIV. I NON-CONF.	13- 0	1	0- 0	16	26	4	4	1	1	
TOTALS	RPI 1-25	RPI 26-50	W-L RECORDS	RPI 51-100	RPI 101-150	RPI 150+				
27- 2	6- 2	4- 0	OVERALL	7- 0	7- 0	3- 0				
14- 1	4- 1	2- 0	HOME	3- 0	3- 0	2- 0				
11- 1	1- 1	2- 0	AWAY	4- 0	3- 0	1- 0				
2- 0	1- 0	0- 0	NEUTRAL	0- 0	1- 0	0- 0				
13- 0	3- 0	3- 0	NON-CONFERENCE	1- 0	3- 0	3- 0				
7- 0	2- 0	1- 0	HOME	1- 0	1- 0	2- 0				
4- 0	0- 0	2- 0	AWAY	0- 0	1- 0	1- 0				
2- 0	1- 0	0- 0	NEUTRAL	0- 0	1- 0	0- 0				
14- 2	3- 2	1- 0	CONFERENCE	6- 0	4- 0	0- 0				
7- 1	2- 1	1- 0	HOME	2- 0	2- 0	0- 0				
7- 1	1- 1	0- 0	AWAY	4- 0	2- 0	0- 0				
0- 0	0- 0	0- 0	NEUTRAL	0- 0	0- 0	0- 0				

RPI	S	Opponent	Score	RPI	S	Opponent	Score	RPI	S	Opponent	Score	RPI	S	Opponent	Score
1	A	Notre Dame	68 82	26	A	Central Mich.	72 68	54	H	Georgia Tech	61 44	110	N	Hartford	86 69
6	H	UConn	78 69	39	H	North Carolina	73 66	56	A	Clemson	76 44	114	A	Western Ky.	102 80
7	H	NC State	92 62	46	H	Miami (OH)	95 73	62	A	Virginia Tech	72 63	121	A	Pittsburgh	67 40
10	H	Syracuse	76 51	47	A	Boise St.	74 55	79	A	Duke	73 51	121	H	Pittsburgh	70 42
18	H	Miami (FL)	73 79					83	H	Nebraska	85 68	123	H	UT Martin	102 62
20	N	Arizona St.	58 56					95	A	Virginia	71 49	124	H	Boston College	87 51
21	H	Kentucky	80 75					95	H	Virginia	91 43	143	A	Wake Forest	73 49
23	A	Florida St.	68 49									169	A	Chattanooga	75 49
												239	H	Northern Ky.	92 59
												302	H	Tennessee St.	107 52
LAST 12 Division I GAMES:															
121	A	Pittsburgh	67 40	10	H	Syracuse	76 51								
7	H	NC State	92 62	56	A	Clemson	76 44								
124	H	Boston College	87 51	6	H	UConn	78 69								
95	A	Virginia	71 49	121	H	Pittsburgh	70 42								
18	H	Miami (FL)	73 79	23	A	Florida St.	68 49								
62	A	Virginia Tech	72 63	143	A	Wake Forest	73 49								

Non-Div I Games:

Louisville

■ Loss,
■ Non-Conf,
■ S Site,
■ H Home
■ A Away
N Neutral

Average RPI Win:	285	WON-LOST	WINNING	LAST 10	STRENGTH OF	OPP. STRENGTH	TEAM	ADJ.	CONF.	ADJ CONF.
Average RPI Loss:	114	RECORD	PCT. RANK	GAMES	SCHEDULE	OF SCHEDULE	RPI	RPI	RPI	RPI
DIV. I ONLY	12- 16	211	0- 1	238	189	243	243	13	13	
DIV. I NON-CONF.	6- 5	143	0- 0	337	276	279	279	15	15	
TOTALS	RPI 1-25	RPI 26-50	W-L RECORDS	RPI 51-100	RPI 101-150	RPI 150+				
12- 16	0- 3	0- 0	OVERALL	0- 5	0- 1	12- 7				
8- 7	0- 2	0- 0	HOME	0- 2	0- 0	8- 3				
4- 9	0- 1	0- 0	AWAY	0- 3	0- 1	4- 4				
0- 0	0- 0	0- 0	NEUTRAL	0- 0	0- 0	0- 0				
6- 5	0- 1	0- 0	NON-CONFERENCE	0- 1	0- 1	6- 2				
4- 2	0- 1	0- 0	HOME	0- 0	0- 0	4- 1				
2- 3	0- 0	0- 0	AWAY	0- 1	0- 1	2- 1				
0- 0	0- 0	0- 0	NEUTRAL	0- 0	0- 0	0- 0				
6- 11	0- 2	0- 0	CONFERENCE	0- 4	0- 0	6- 5				
4- 5	0- 1	0- 0	HOME	0- 2	0- 0	4- 2				
2- 6	0- 1	0- 0	AWAY	0- 2	0- 0	2- 3				
0- 0	0- 0	0- 0	NEUTRAL	0- 0	0- 0	0- 0				

RPI 1-25				RPI 26-50				RPI 51-100				RPI 101+ Team's RPI: 243			
RPI	S	Opponent	Score	RPI	S	Opponent	Score	RPI	S	Opponent	Score	RPI	S	Opponent	Score
22	A	Drake	60 69					65	A	Missouri St.	49 84	117	A	Youngstown St.	63 74
22	H	Drake	55 83					65	H	Missouri St.	58 85	156	A	Bradley	59 71
24	H	DePaul	76 102					87	A	UNI	52 64	156	H	Bradley	56 69
								87	H	UNI	65 71	160	A	Southern Ill.	63 74
								88	A	Purdue	41 65	160	H	Southern Ill.	41 64
												161	A	Illinois St.	52 65
												161	H	Illinois St.	62 59
												212	A	Indiana St.	44 36
												212	H	Indiana St.	56 54
												221	A	Bowling Green	74 88
												235	H	SIUE	56 43
												237	H	UMKC	74 88
												272	A	Western Mich.	64 53
												311	H	Valparaiso	80 54
												329	A	Evansville	71 51
												329	H	Evansville	61 56
												333	H	Detroit Mercy	52 43
												334	H	Purdue Fort Wayne	81 67
												336	A	UIC	75 60
												350	H	Chicago St.	76 40
LAST 12 Division I GAMES:															
156	A	Bradley	59 71	22	H	Drake	55 83								
161	A	Illinois St.	52 65	87	H	UNI	65 71								
65	H	Missouri St.	58 85	156	H	Bradley	56 69								
160	H	Southern Ill.	41 64	161	H	Illinois St.	62 59								
329	A	Evansville	71 51	160	A	Southern Ill.	63 74								
212	A	Indiana St.	44 36	65	A	Missouri St.	49 84								

Non-Div I Games:

Loyola Chicago

■ Loss,
 ■ Non-Conf,
 ■ S Site,
 ■ H Home
 ■ A Away
 N Neutral

Loyola Maryland

Through Games Of March 5, 2019

Average RPI Win:	283	WON-LOST	WINNING	LAST 10	STRENGTH OF	OPP. STRENGTH	TEAM	ADJ.	CONF.	ADJ CONF.
Average RPI Loss:	160	RECORD	PCT. RANK	GAMES	SCHEDULE	OF SCHEDULE	RPI	RPI	RPI	RPI
DIV. I ONLY	5- 23	327	0- 1	133	243	287	287	18	18	
DIV. I NON-CONF.	1- 10	329	0- 1	136	241	288	288	21	21	
TOTALS	RPI 1-25	RPI 26-50	W-L RECORDS	RPI 51-100	RPI 101-150	RPI 150+				
5- 23	0- 1	0- 2	OVERALL	0- 3	0- 5	5- 12				
2- 10	0- 0	0- 1	HOME	0- 1	0- 2	2- 6				
3- 12	0- 1	0- 1	AWAY	0- 2	0- 2	3- 6				
0- 1	0- 0	0- 0	NEUTRAL	0- 0	0- 1	0- 0				
1- 10	0- 1	0- 0	NON-CONFERENCE	0- 1	0- 2	1- 6				
0- 3	0- 0	0- 0	HOME	0- 0	0- 0	0- 3				
1- 6	0- 1	0- 0	AWAY	0- 1	0- 1	1- 3				
0- 1	0- 0	0- 0	NEUTRAL	0- 0	0- 1	0- 0				
4- 13	0- 0	0- 2	CONFERENCE	0- 2	0- 3	4- 6				
2- 7	0- 0	0- 1	HOME	0- 1	0- 2	2- 3				
2- 6	0- 0	0- 1	AWAY	0- 1	0- 1	2- 3				
0- 0	0- 0	0- 0	NEUTRAL	0- 0	0- 0	0- 0				

RPI 1-25				RPI 26-50				RPI 51-100				RPI 101+ Team's RPI: 287			
RPI	S	Opponent	Score	RPI	S	Opponent	Score	RPI	S	Opponent	Score	RPI	S	Opponent	Score
14	A	Maryland	48 83	40	A	Bucknell	55 87	73	A	Georgetown	30 45	113	A	Towson	57 62
				40	H	Bucknell	57 75	78	A	American	38 82	124	N	Boston College	47 73
								78	H	American	56 67	139	A	Lehigh	42 51
												139	H	Lehigh	46 65
												148	H	Boston U.	62 64
												158	H	William & Mary	49 65
												184	A	Holy Cross	60 78
												184	H	Holy Cross	48 58
												197	A	Dartmouth	41 54
												224	A	George Mason	38 70
												229	A	Saint Joseph's	46 49
												230	A	Monmouth	75 67
												240	H	Mt. St. Mary's	67 77
												247	H	St. Francis Brooklyn	70 75
												250	A	Navy	55 50
												250	H	Navy	46 58
												253	A	Colgate	64 73
												253	H	Colgate	47 58
												284	A	Army West Point	57 69
												284	H	Army West Point	70 51
												325	A	Lafayette	55 52
												325	H	Lafayette	62 50
LAST 12 Division I GAMES:															
229	A	Saint Joseph's	46 49	78	H	American	56 67	184	H	Holy Cross	48 58	139	A	Lehigh	42 51
250	A	Navy	55 50	284	H	Army West Point	70 51	253	A	Colgate	64 73	40	A	Bucknell	55 87
139	H	Lehigh	46 65	40	H	Bucknell	57 75	325	A	Lafayette	55 52				
253	H	Colgate	47 58												

Non-Div I Games:

Loyola Maryland

Loss, Non-Conf, S Site, H Home A Away N Neutral

Loyola Marymount

Through Games Of March 5, 2019

Average RPI Win:	166	WON-LOST	WINNING	LAST 10	STRENGTH OF	OPP. STRENGTH	TEAM	ADJ.	CONF.	ADJ CONF.
Average RPI Loss:	99	RECORD	PCT. RANK	GAMES	SCHEDULE	OF SCHEDULE	RPI	RPI	RPI	RPI
DIV. I ONLY	17- 13	138	1- 0	64	101	100	100	7	7	
DIV. I NON-CONF.	7- 5	132	1- 0	74	197	98	98	7	7	
TOTALS	RPI 1-25	RPI 26-50	W-L RECORDS	RPI 51-100	RPI 101-150	RPI 150+				
17- 13	0- 2	2- 3	OVERALL	4- 2	1- 2	10- 4				
9- 5	0- 1	2- 0	HOME	2- 1	0- 1	5- 2				
8- 5	0- 1	0- 1	AWAY	2- 1	1- 1	5- 1				
0- 3	0- 0	0- 2	NEUTRAL	0- 0	0- 0	0- 1				
7- 5	0- 0	1- 2	NON-CONFERENCE	2- 0	1- 0	3- 3				
4- 1	0- 0	1- 0	HOME	1- 0	0- 0	2- 1				
3- 1	0- 0	0- 0	AWAY	1- 0	1- 0	1- 1				
0- 3	0- 0	0- 2	NEUTRAL	0- 0	0- 0	0- 1				
10- 8	0- 2	1- 1	CONFERENCE	2- 2	0- 2	7- 1				
5- 4	0- 1	1- 0	HOME	1- 1	0- 1	3- 1				
5- 4	0- 1	0- 1	AWAY	1- 1	0- 1	4- 0				
0- 0	0- 0	0- 0	NEUTRAL	0- 0	0- 0	0- 0				

RPI 1-25				RPI 26-50				RPI 51-100 Team's RPI: 100				RPI 101+			
RPI	S	Opponent	Score	RPI	S	Opponent	Score	RPI	S	Opponent	Score	RPI	S	Opponent	Score
13	A	Gonzaga	58 68	33	H	UCLA	69 63	53	A	Saint Mary's (CA)	62 86	106	A	Pepperdine	86 95
13	H	Gonzaga	53 78	34	A	BYU	44 55	53	H	Saint Mary's (CA)	69 56	106	H	Pepperdine	55 73
				34	H	BYU	61 58	81	H	UC Davis	60 53	141	A	CSUN	72 53
				36	N	South Dakota	40 67	89	A	Arizona	66 64	157	A	Denver	75 104
				49	N	Indiana	43 67	92	A	Pacific	72 67	163	A	Santa Clara	69 60
								92	H	Pacific	75 81	163	H	Santa Clara	75 83
												175	A	Portland	70 54
												175	H	Portland	76 58
												186	H	Robert Morris	61 53
												217	N	Grambling	61 62
												242	H	Northern Ariz.	62 63
												252	A	San Francisco	73 66
												252	H	San Francisco	66 58
												269	A	San Diego	69 52
												269	H	San Diego	83 57
												271	H	Long Beach St.	71 62
												295	A	UC Santa Barbara	70 57
LAST 12 Division I GAMES:															
186	H	Robert Morris	61 53	252	A	San Francisco	73 66								
13	A	Gonzaga	58 68	163	A	Santa Clara	69 60								
175	A	Portland	70 54	269	H	San Diego	83 57								
92	H	Pacific	75 81	34	H	BYU	61 58								
53	H	Saint Mary's (CA)	69 56	53	A	Saint Mary's (CA)	62 86								
106	H	Pepperdine	55 73	92	A	Pacific	72 67								

Non-Div I Games:

Loyola Marymount

■ Loss,
 ■ Non-Conf,
 ■ S Site,
 ■ H Home
 ■ A Away
 N Neutral

Maine

Through Games Of March 5, 2019

Average RPI Win:	221	WON-LOST	WINNING	LAST 10	STRENGTH OF	OPP. STRENGTH	TEAM	ADJ.	CONF.	ADJ CONF.
Average RPI Loss:	92	RECORD	PCT. RANK	GAMES	SCHEDULE	OF SCHEDULE	RPI	RPI	RPI	RPI
DIV. I ONLY	22- 7	46	0- 1	136	211	57	57	23	23	
DIV. I NON-CONF.	7- 6	153	0- 1	37	78	53	53	25	25	
TOTALS	RPI 1-25	RPI 26-50	W-L RECORDS	RPI 51-100	RPI 101-150	RPI 150+				
22- 7	0- 1	1- 0	OVERALL	3- 2	3- 3	15- 1				
10- 1	0- 0	0- 0	HOME	1- 1	2- 0	7- 0				
10- 5	0- 1	1- 0	AWAY	1- 1	1- 3	7- 0				
2- 1	0- 0	0- 0	NEUTRAL	1- 0	0- 0	1- 1				
7- 6	0- 1	1- 0	NON-CONFERENCE	3- 2	0- 2	3- 1				
2- 1	0- 0	0- 0	HOME	1- 1	0- 0	1- 0				
3- 4	0- 1	1- 0	AWAY	1- 1	0- 2	1- 0				
2- 1	0- 0	0- 0	NEUTRAL	1- 0	0- 0	1- 1				
15- 1	0- 0	0- 0	CONFERENCE	0- 0	3- 1	12- 0				
8- 0	0- 0	0- 0	HOME	0- 0	2- 0	6- 0				
7- 1	0- 0	0- 0	AWAY	0- 0	1- 1	6- 0				
0- 0	0- 0	0- 0	NEUTRAL	0- 0	0- 0	0- 0				

RPI 1-25				RPI 26-50				RPI 51-100 Team's RPI: 57				RPI 101+			
RPI	S	Opponent	Score	RPI	S	Opponent	Score	RPI	S	Opponent	Score	RPI	S	Opponent	Score
7	A	NC State	46 84	39	A	North Carolina	85 73	61	N	Penn	47 46	102	A	Fordham	64 72
								68	A	Green Bay	39 70	109	A	Northeastern	55 63
								79	H	Duke	63 66	110	A	Hartford	46 49
								82	H	Toledo	73 59	110	H	Hartford	78 58
								84	A	Harvard	67 60	137	A	Stony Brook	68 54
												137	H	Stony Brook	71 61
												169	N	Chattanooga	61 66
												196	N	N.C. A&T	58 52
												245	A	Albany (NY)	67 61
												245	H	Albany (NY)	76 65
												247	A	Binghamton	67 60
												247	H	Binghamton	95 66
												278	A	Vermont	63 51
												278	H	Vermont	66 45
												285	H	Brown	102 96
												298	A	Bryant	74 57
												309	A	UMBC	58 45
												309	H	UMBC	84 44
												320	A	UMass Lowell	60 41
												320	H	UMass Lowell	79 45
												321	A	New Hampshire	69 45
												321	H	New Hampshire	67 46
LAST 12 Division I GAMES:															
169	N	Chattanooga	61 66	309	A	UMBC	58 45								
247	A	Binghamton	67 60	278	H	Vermont	66 45								
320	A	UMass Lowell	60 41	321	A	New Hampshire	69 45								
137	H	Stony Brook	71 61	320	H	UMass Lowell	79 45								
245	A	Albany (NY)	67 61	247	H	Binghamton	95 66								
110	H	Hartford	78 58	137	A	Stony Brook	68 54								

Non-Div I Games:

Maine

■ Loss,
■ Non-Conf, S Site,
■ Home
■ Away
N Neutral

Average RPI Win:	287	WON-LOST	WINNING	LAST 10	STRENGTH OF	OPP. STRENGTH	TEAM	ADJ.	CONF.	ADJ CONF.
Average RPI Loss:	183	RECORD	PCT. RANK	GAMES	SCHEDULE	OF SCHEDULE	RPI	RPI	RPI	RPI
DIV. I ONLY	11- 18	241	1- 0	218	325	274	274	26	26	
DIV. I NON-CONF.	2- 9	297	0- 0	146	348	319	319	27	27	
TOTALS	RPI 1-25	RPI 26-50	W-L RECORDS	RPI 51-100	RPI 101-150	RPI 150+				
11- 18	0- 0	0- 2	OVERALL	0- 2	1- 3	10- 11				
7- 9	0- 0	0- 1	HOME	0- 2	0- 2	7- 4				
4- 9	0- 0	0- 1	AWAY	0- 0	1- 1	3- 7				
0- 0	0- 0	0- 0	NEUTRAL	0- 0	0- 0	0- 0				
2- 9	0- 0	0- 0	NON-CONFERENCE	0- 2	0- 2	2- 5				
2- 5	0- 0	0- 0	HOME	0- 2	0- 1	2- 2				
0- 4	0- 0	0- 0	AWAY	0- 0	0- 1	0- 3				
0- 0	0- 0	0- 0	NEUTRAL	0- 0	0- 0	0- 0				
9- 9	0- 0	0- 2	CONFERENCE	0- 0	1- 1	8- 6				
5- 4	0- 0	0- 1	HOME	0- 0	0- 1	5- 2				
4- 5	0- 0	0- 1	AWAY	0- 0	1- 0	3- 4				
0- 0	0- 0	0- 0	NEUTRAL	0- 0	0- 0	0- 0				

RPI S	Opponent	Score	RPI S	Opponent	Score	RPI S	Opponent	Score	RPI S	Opponent	Score	Team's RPI: 274
45	A Quinnipiac	42 59	45	H Quinnipiac	39 64	75	H Wright St.	44 60	102	A Fordham	61 65	
						80	H Drexel	39 53	126	A Marist	69 51	
									126	H Marist	51 62	
									137	H Stony Brook	48 79	
									171	A Rider	60 57	
									171	H Rider	63 73	
									184	A Holy Cross	53 61	
									192	H Sacred Heart	46 74	
									230	A Monmouth	63 71	
									245	A Albany (NY)	54 60	
									247	A St. Francis Brooklyn	65 73	
									264	A Niagara	51 61	
									264	H Niagara	54 58	
									266	A Siena	56 62	
									266	H Siena	52 48	
									279	A Canisius	44 47	
									279	H Canisius	53 33	
									297	H Fairfield	47 41	
									325	H Lafayette	60 49	
									327	A Iona	54 52	
									327	H Iona	55 33	
									333	H Detroit Mercy	56 58	
									344	A Saint Peter's	62 44	
									344	H Saint Peter's	62 46	
									349	H LIU Brooklyn	61 46	
LAST 12 Division I GAMES:												
279	H Canisius	53 33	230	A Monmouth	63 71							
45	A Quinnipiac	42 59	344	A Saint Peter's	62 44							
344	H Saint Peter's	62 46	126	H Marist	51 62							
327	A Iona	54 52	266	H Siena	52 48							
171	A Rider	60 57	297	H Fairfield	47 41							
45	H Quinnipiac	39 64	126	A Marist	69 51							

Non-Div I Games:

Manhattan

■ Loss,
■ Non-Conf,
■ S Site,
■ H Home
■ A Away
N Neutral

M
a
r
i
s
t

M
a
r
i
s
t

Marist

Page 160

Average RPI Win: 113		WON-LOST	WINNING	LAST 10	STRENGTH OF	OPP. STRENGTH	TEAM	ADJ.	CONF.	ADJ CONF.
Average RPI Loss: 51		RECORD	PCT. RANK	GAMES	SCHEDULE	OF SCHEDULE	RPI	RPI	RPI	RPI
DIV. I ONLY		24- 6	22	1- 0	19	49	12	12	6	6
DIV. I NON-CONF.		9- 3	62	1- 0	18	31	19	19	4	4
TOTALS		RPI 1-25	RPI 26-50		W-L RECORDS		RPI 51-100	RPI 101-150	RPI 150+	
24- 6	2- 3	4- 0		OVERALL		6- 2	7- 1	5- 0		
15- 2	1- 1	3- 0		HOME		4- 1	4- 0	3- 0		
9- 4	1- 2	1- 0		AWAY		2- 1	3- 1	2- 0		
0- 0	0- 0	0- 0		NEUTRAL		0- 0	0- 0	0- 0		
9- 3	0- 3	2- 0		NON-CONFERENCE		2- 0	2- 0	3- 0		
7- 1	0- 1	2- 0		HOME		2- 0	1- 0	2- 0		
2- 2	0- 2	0- 0		AWAY		0- 0	1- 0	1- 0		
0- 0	0- 0	0- 0		NEUTRAL		0- 0	0- 0	0- 0		
15- 3	2- 0	2- 0		CONFERENCE		4- 2	5- 1	2- 0		
8- 1	1- 0	1- 0		HOME		2- 1	3- 0	1- 0		
7- 2	1- 0	1- 0		AWAY		2- 1	2- 1	1- 0		
0- 0	0- 0	0- 0		NEUTRAL		0- 0	0- 0	0- 0		

RPI	S	Opponent	Score	RPI	S	Opponent	Score	RPI	S	Opponent	Score	RPI	S	Opponent	Score
1	H	Notre Dame	63 87	29	H	South Dakota St.	91 52	60	A	Butler	87 58	108	A	Northwestern	76 57
8	A	Mississippi St.	82 87	43	H	Michigan	85 74	60	H	Butler	57 61	118	A	St. John's (NY)	74 81
18	A	Miami (FL)	55 63	44	A	Villanova	91 55	68	H	Green Bay	80 54	118	H	St. John's (NY)	83 73
24	A	DePaul	93 87	44	H	Villanova	93 55	73	A	Georgetown	72 62	122	A	Providence	80 57
24	H	DePaul	96 63					73	H	Georgetown	59 52	122	H	Providence	85 46
								87	H	UNI	102 61	128	A	Seton Hall	109 63
								99	A	Creighton	65 71	128	H	Seton Hall	96 60
								99	H	Creighton	85 67	142	H	Montana St.	100 52
												195	A	Milwaukee	83 74
												200	A	Xavier	90 44
												200	H	Xavier	79 53
												247	H	Binghamton	93 40
												336	H	UIC	96 32
LAST 12 Division I GAMES:															
87	H	UNI	102 61	128	A	Seton Hall	109 63								
18	A	Miami (FL)	55 63	118	A	St. John's (NY)	74 81								
122	A	Providence	80 57	44	H	Villanova	93 55								
99	A	Creighton	65 71	73	H	Georgetown	59 52								
200	H	Xavier	79 53	24	A	DePaul	93 87								
60	H	Butler	57 61	60	A	Butler	87 58								

Non-Div I Games:

Marquette

■ Loss,
 ■ Non-Conf, S Site,
 ■ Home
 ■ Away
 N Neutral

Marshall

Through Games Of March 5, 2019

Average RPI Win:	242	WON-LOST	WINNING	LAST 10	STRENGTH OF	OPP. STRENGTH	TEAM	ADJ.	CONF.	ADJ CONF.
Average RPI Loss:	134	RECORD	PCT. RANK	GAMES	SCHEDULE	OF SCHEDULE	RPI	RPI	RPI	RPI
DIV. I ONLY	14- 13	161	0- 1	277	136	199	199	14	14	
DIV. I NON-CONF.	5- 7	206	0- 0	339	195	326	326	17	17	
TOTALS	RPI 1-25	RPI 26-50	W-L RECORDS	RPI 51-100	RPI 101-150	RPI 150+				
14- 13	0- 0	0- 1	OVERALL	2- 2	1- 5	11- 5				
9- 5	0- 0	0- 1	HOME	1- 0	1- 2	7- 2				
5- 8	0- 0	0- 0	AWAY	1- 2	0- 3	4- 3				
0- 0	0- 0	0- 0	NEUTRAL	0- 0	0- 0	0- 0				
5- 7	0- 0	0- 0	NON-CONFERENCE	0- 1	0- 2	5- 4				
5- 2	0- 0	0- 0	HOME	0- 0	0- 1	5- 1				
0- 5	0- 0	0- 0	AWAY	0- 1	0- 1	0- 3				
0- 0	0- 0	0- 0	NEUTRAL	0- 0	0- 0	0- 0				
9- 6	0- 0	0- 1	CONFERENCE	2- 1	1- 3	6- 1				
4- 3	0- 0	0- 1	HOME	1- 0	1- 1	2- 1				
5- 3	0- 0	0- 0	AWAY	1- 1	0- 2	4- 0				
0- 0	0- 0	0- 0	NEUTRAL	0- 0	0- 0	0- 0				

RPI 1-25				RPI 26-50				RPI 51-100				RPI 101+				Team's RPI: 199
RPI	S	Opponent	Score	RPI	S	Opponent	Score	RPI	S	Opponent	Score	RPI	S	Opponent	Score	
				30	H	Rice	67 79	56	A	Clemson	54 68	101	A	UAB	59 77	
								66	A	Middle Tenn.	59 53	113	H	Towson	69 76	
								96	A	Old Dominion	53 79	114	A	Western Ky.	55 85	
								96	H	Old Dominion	57 48	114	H	Western Ky.	66 69	
												115	H	Charlotte	63 62	
												149	A	Appalachian St.	52 74	
												160	A	Southern Ill.	49 58	
												168	H	Louisiana Tech	90 88	
												178	H	North Texas	67 55	
												185	H	Southern Miss.	52 64	
												190	A	Wisconsin	49 67	
												212	H	Indiana St.	53 62	
												221	A	Bowling Green	76 99	
												276	A	UTEP	63 60	
												280	H	Cleveland St.	86 64	
												302	H	Tennessee St.	80 59	
												305	A	Fla. Atlantic	72 67	
												306	A	UTSA	79 72	
												313	H	Coppin St.	88 67	
												315	A	FIU	86 58	
												329	H	Evansville	72 65	
												337	H	Delaware St.	75 63	
LAST 12 Division I GAMES:																
				96	A	Old Dominion	53 79	306	A	UTSA	79 72					
				114	H	Western Ky.	66 69	276	A	UTEP	63 60					
				66	A	Middle Tenn.	59 53	185	H	Southern Miss.	52 64					
				101	A	UAB	59 77	168	H	Louisiana Tech	90 88					
				30	H	Rice	67 79	315	A	FIU	86 58					
				178	H	North Texas	67 55	305	A	Fla. Atlantic	72 67					

Non-Div I Games: Bluefield St. 82 29

Marshall

Loss, Non-Conf, S Site, H Home A Away N Neutral

Average RPI Win: 135		WON-LOST	WINNING	LAST 10	STRENGTH OF	OPP. STRENGTH	TEAM	ADJ.	CONF.	ADJ CONF.
Average RPI Loss: 25		RECORD	PCT. RANK	GAMES	SCHEDULE	OF SCHEDULE	RPI	RPI	RPI	RPI
DIV. I ONLY		26- 3	7	1- 0	91	41	14	14	4	4
DIV. I NON-CONF.		11- 0	1	0- 0	205	88	25	25	6	6
TOTALS	RPI 1-25	RPI 26-50		W-L RECORDS		RPI 51-100	RPI 101-150	RPI 150+		
26- 3	2- 2	3- 1		OVERALL		7- 0	6- 0	8- 0		
14- 1	0- 1	2- 0		HOME		4- 0	3- 0	5- 0		
10- 2	2- 1	1- 1		AWAY		3- 0	2- 0	2- 0		
2- 0	0- 0	0- 0		NEUTRAL		0- 0	1- 0	1- 0		
11- 0	1- 0	1- 0		NON-CONFERENCE		1- 0	3- 0	5- 0		
6- 0	0- 0	1- 0		HOME		1- 0	1- 0	3- 0		
3- 0	1- 0	0- 0		AWAY		0- 0	1- 0	1- 0		
2- 0	0- 0	0- 0		NEUTRAL		0- 0	1- 0	1- 0		
15- 3	1- 2	2- 1		CONFERENCE		6- 0	3- 0	3- 0		
8- 1	0- 1	1- 0		HOME		3- 0	2- 0	2- 0		
7- 2	1- 1	1- 1		AWAY		3- 0	1- 0	1- 0		
0- 0	0- 0	0- 0		NEUTRAL		0- 0	0- 0	0- 0		

RPI 1-25				Team's RPI: 14		RPI 26-50				RPI 51-100				RPI 101+					
RPI	S	Opponent	Score		RPI	S	Opponent	Score		RPI	S	Opponent	Score		RPI	S	Opponent	Score	
9	A	Iowa	73	86	31	H	James Madison	87	63	54	H	Georgia Tech	67	54	103	N	Georgia	58	51
17	A	South Carolina	85	61	41	A	Michigan St.	60	77	83	A	Nebraska	81	63	108	H	Northwestern	72	57
25	A	Rutgers	62	48	43	H	Michigan	83	69	83	H	Nebraska	89	63	120	H	Dayton	82	71
25	H	Rutgers	65	73	49	A	Indiana	76	56	86	A	Ohio St.	70	57	134	A	Penn St.	77	61
										86	H	Ohio St.	75	69	134	H	Penn St.	79	67
										88	A	Purdue	58	55	138	A	Delaware	77	53
										97	H	Minnesota	71	69	190	H	Wisconsin	75	57
															211	A	Illinois	80	66
															211	H	Illinois	71	62
															215	A	George Washington	69	30
															287	H	Loyola Maryland	83	48
															304	N	Morgan St.	68	44
															309	H	UMBC	92	61
															313	H	Coppin St.	93	36
LAST 12 Division I GAMES:																			
211	H	Illinois	71	62	108	H	Northwestern	72	57										
88	A	Purdue	58	55	211	A	Illinois	80	66										
97	H	Minnesota	71	69	190	H	Wisconsin	75	57										
9	A	Iowa	73	86	49	A	Indiana	76	56										
83	H	Nebraska	89	63	86	A	Ohio St.	70	57										
25	A	Rutgers	62	48	134	H	Penn St.	79	67										

Non-Div I Games:

Maryland

■ Loss, ■ Non-Conf, S Site, H Home A Away N Neutral

Massachusetts

Through Games Of March 5, 2019

Average RPI Win:	228	WON-LOST	WINNING	LAST 10	STRENGTH OF	OPP. STRENGTH	TEAM	ADJ.	CONF.	ADJ CONF.
Average RPI Loss:	184	RECORD	PCT. RANK	GAMES	SCHEDULE	OF SCHEDULE	RPI	RPI	RPI	RPI
DIV. I ONLY	16- 15	171	1- 0	253	249	201	201	17	17	
DIV. I NON-CONF.	8- 6	138	0- 0	230	328	189	189	16	16	
TOTALS	RPI 1-25	RPI 26-50	W-L RECORDS	RPI 51-100	RPI 101-150	RPI 150+				
16- 15	0- 0	0- 1	OVERALL	0- 1	3- 4	13- 9				
9- 6	0- 0	0- 0	HOME	0- 0	2- 0	7- 6				
6- 8	0- 0	0- 0	AWAY	0- 1	1- 4	5- 3				
1- 1	0- 0	0- 1	NEUTRAL	0- 0	0- 0	1- 0				
8- 6	0- 0	0- 1	NON-CONFERENCE	0- 0	2- 2	6- 3				
5- 2	0- 0	0- 0	HOME	0- 0	1- 0	4- 2				
2- 3	0- 0	0- 0	AWAY	0- 0	1- 2	1- 1				
1- 1	0- 0	0- 1	NEUTRAL	0- 0	0- 0	1- 0				
8- 9	0- 0	0- 0	CONFERENCE	0- 1	1- 2	7- 6				
4- 4	0- 0	0- 0	HOME	0- 0	1- 0	3- 4				
4- 5	0- 0	0- 0	AWAY	0- 1	0- 2	4- 2				
0- 0	0- 0	0- 0	NEUTRAL	0- 0	0- 0	0- 0				

RPI S	Opponent	Score	RPI S	Opponent	Score	RPI S	Opponent	Score	RPI S	Opponent	Score	Team's RPI: 201
40 N	Bucknell	58 77	93 A	VCU	48 52	102 A	Fordham	64 76				
						109 A	Northeastern	52 53				
						113 A	Towson	53 78				
						120 A	Dayton	47 75				
						126 A	Marist	70 55				
						135 H	Duquesne	69 66				
						148 H	Boston U.	66 55				
						151 A	Davidson	70 58				
						151 H	Davidson	49 64				
						177 H	Saint Louis	70 66				
						192 H	Sacred Heart	78 61				
						215 H	George Washington	59 66				
						224 A	George Mason	86 80				
						224 H	George Mason	52 70				
						225 H	UTRGV	74 70				
						229 A	Saint Joseph's	54 55				
						238 H	North Dakota	52 59				
						257 A	Rhode Island	57 53				
						257 H	Rhode Island	56 34				
						261 H	St. Bonaventure	63 64				
						266 A	Siena	59 64				
						273 A	Richmond	58 62				
						273 H	Richmond	64 38				
						281 A	La Salle	74 60				
						285 A	Brown	90 61				
						297 N	Fairfield	59 49				
LAST 12 Division I GAMES:												
224 A	George Mason	86 80	229 A	Saint Joseph's	54 55							
257 A	Rhode Island	57 53	257 H	Rhode Island	56 34							
273 H	Richmond	64 38	135 H	Duquesne	69 66							
102 A	Fordham	64 76	273 A	Richmond	58 62							
215 H	George Washington	59 66	93 A	VCU	48 52							
151 H	Davidson	49 64	261 H	St. Bonaventure	63 64							

Non-Div I Games:

Massachusetts

Loss, Non-Conf, S Site, H Home A Away N Neutral

M
a
s
s
a
c
h
u
s
e
t
t
s

Massachusetts
RPI S Opponent Score

Through Games Of March 5, 2019

RPI	S	Opponent	Score	
301	H	Incarnate Word	71	59
320	H	UMass Lowell	59	62
322	H	Central Conn. St.	74	59

M
a
s
s
a
c
h
u
s
e
t
t
s

Massachusetts

Average RPI Win:	296	WON-LOST	WINNING	LAST 10	STRENGTH OF	OPP. STRENGTH	TEAM	ADJ.	CONF.	ADJ CONF.
Average RPI Loss:	189	RECORD	PCT. RANK	GAMES	SCHEDULE	OF SCHEDULE	RPI	RPI	RPI	RPI
DIV. I ONLY	5- 19	313	1- 0	278	300	316	316	25	25	
DIV. I NON-CONF.	0- 8	336	0- 0	101	189	315	315	23	23	
TOTALS	RPI 1-25	RPI 26-50	W-L RECORDS	RPI 51-100	RPI 101-150	RPI 150+				
5- 19	0- 0	0- 3	OVERALL	0- 2	0- 2	5- 12				
2- 9	0- 0	0- 1	HOME	0- 1	0- 0	2- 7				
3- 10	0- 0	0- 2	AWAY	0- 1	0- 2	3- 5				
0- 0	0- 0	0- 0	NEUTRAL	0- 0	0- 0	0- 0				
0- 8	0- 0	0- 2	NON-CONFERENCE	0- 1	0- 1	0- 4				
0- 2	0- 0	0- 0	HOME	0- 0	0- 0	0- 2				
0- 6	0- 0	0- 2	AWAY	0- 1	0- 1	0- 2				
0- 0	0- 0	0- 0	NEUTRAL	0- 0	0- 0	0- 0				
5- 11	0- 0	0- 1	CONFERENCE	0- 1	0- 1	5- 8				
2- 7	0- 0	0- 1	HOME	0- 1	0- 0	2- 5				
3- 4	0- 0	0- 0	AWAY	0- 0	0- 1	3- 3				
0- 0	0- 0	0- 0	NEUTRAL	0- 0	0- 0	0- 0				

RPI S	Opponent	Score	RPI S	Opponent	Score	RPI S	Opponent	Score	RPI S	Opponent	Score	Team's RPI: 316
27	A Texas	40 96	70	A LSU	36 86	101	A UAB	48 91	150	A Abilene Christian	52 109	
30	A Rice	65 93	74	H SFA	48 97	166	A Nicholls St.	69 68	166	H Nicholls St.	55 78	
50	H Lamar University	62 64				168	H Louisiana Tech	48 89	183	H Sam Houston St.	80 93	
						217	A Grambling	51 75	263	H Louisiana	59 70	
						275	A Central Ark.	45 76	288	A New Orleans	76 88	
						288	H New Orleans	60 64	301	H Incarnate Word	66 68	
						303	A La.-Monroe	60 69	314	A Southeastern La.	75 70	
						314	H Southeastern La.	62 56	318	A Northwestern St.	63 82	
						318	H Northwestern St.	73 89	342	A Houston Baptist	72 67	
						342	H Houston Baptist	81 71				
LAST 12 Division I GAMES:												
342	A Houston Baptist	72 67	318	H Northwestern St.	73 89							
166	H Nicholls St.	55 78	183	H Sam Houston St.	80 93							
288	H New Orleans	60 64	50	H Lamar University	62 64							
275	A Central Ark.	45 76	342	H Houston Baptist	81 71							
314	A Southeastern La.	75 70	314	H Southeastern La.	62 56							
74	H SFA	48 97	166	A Nicholls St.	69 68							

Non-Div I Games: LSU-Alexandria 60 68 Southern-N.O. 106 54 Louisiana Col. 86 68

McNeese

Loss, Non-Conf, S Site, H Home A Away N Neutral

Memphis

Through Games Of March 5, 2019

Average RPI Win:	218	WON-LOST	WINNING	LAST 10	STRENGTH OF	OPP. STRENGTH	TEAM	ADJ.	CONF.	ADJ CONF.
Average RPI Loss:	142	RECORD	PCT. RANK	GAMES	SCHEDULE	OF SCHEDULE	RPI	RPI	RPI	RPI
DIV. I ONLY	10- 19	261	0- 1	129	153	233	233	9	9	
DIV. I NON-CONF.	5- 8	224	0- 0	193	311	270	270	8	8	
TOTALS	RPI 1-25	RPI 26-50	W-L RECORDS	RPI 51-100	RPI 101-150	RPI 150+				
10- 19	0- 2	0- 0	OVERALL	0- 5	2- 1	8- 11				
6- 10	0- 1	0- 0	HOME	0- 4	0- 0	6- 5				
3- 9	0- 1	0- 0	AWAY	0- 1	1- 1	2- 6				
1- 0	0- 0	0- 0	NEUTRAL	0- 0	1- 0	0- 0				
5- 8	0- 0	0- 0	NON-CONFERENCE	0- 2	1- 1	4- 5				
4- 4	0- 0	0- 0	HOME	0- 2	0- 0	4- 2				
0- 4	0- 0	0- 0	AWAY	0- 0	0- 1	0- 3				
1- 0	0- 0	0- 0	NEUTRAL	0- 0	1- 0	0- 0				
5- 11	0- 2	0- 0	CONFERENCE	0- 3	1- 0	4- 6				
2- 6	0- 1	0- 0	HOME	0- 2	0- 0	2- 3				
3- 5	0- 1	0- 0	AWAY	0- 1	1- 0	2- 3				
0- 0	0- 0	0- 0	NEUTRAL	0- 0	0- 0	0- 0				

RPI	S	Opponent	Score	RPI	S	Opponent	Score	RPI	S	Opponent	Score	RPI	S	Opponent	Score	Team's RPI: 233
6	A	UConn	45 102					69	H	Little Rock	60 63	101	A	UAB	54 85	
15	H	UCF	55 68					72	A	Cincinnati	56 80	127	A	South Fla.	47 40	
								72	H	Cincinnati	69 89	136	N	Mercer	59 53	
								82	H	Toledo	48 58	155	H	Temple	53 84	
								98	H	Houston	57 59	165	A	Tulane	65 59	
												165	H	Tulane	61 62	
												167	A	Tulsa	39 46	
												167	H	Tulsa	59 56	
												168	H	Louisiana Tech	50 66	
												174	A	Coastal Caro.	71 90	
												180	A	Arkansas St.	66 77	
												204	A	East Carolina	59 68	
												204	H	East Carolina	58 46	
												214	A	SMU	48 71	
												215	A	George Washington	38 51	
												241	H	Southeast Mo. St.	69 57	
												254	A	Wichita St.	71 50	
												254	H	Wichita St.	48 57	
												268	H	Jackson St.	68 67	
												282	H	Samford	53 48	
												288	H	New Orleans	59 66	
												339	H	N.C. Central	77 56	
LAST 12 Division I GAMES:																
155	H	Temple	53 84	204	A	East Carolina	59 68									
214	A	SMU	48 71	254	H	Wichita St.	48 57									
98	H	Houston	57 59	167	H	Tulsa	59 56									
6	A	UConn	45 102	165	H	Tulane	61 62									
165	A	Tulane	65 59	72	A	Cincinnati	56 80									
72	H	Cincinnati	69 89	127	A	South Fla.	47 40									

Non-Div I Games:

Memphis

Loss, Non-Conf, S Site, H Home A Away N Neutral

Average RPI Win: 244	WON-LOST	WINNING	LAST 10	STRENGTH OF	OPP. STRENGTH	TEAM	ADJ.	CONF.	ADJ CONF.
Average RPI Loss: 141	RECORD	PCT. RANK	GAMES	SCHEDULE	OF SCHEDULE	RPI	RPI	RPI	RPI
DIV. I ONLY	22- 7	46	1- 0	324	183	136	136	27	27
DIV. I NON-CONF.	8- 7	160	0- 0	264	94	196	196	24	24
TOTALS	RPI 1-25	RPI 26-50	W-L RECORDS	RPI 51-100	RPI 101-150	RPI 150+			
22- 7	0- 2	0- 0	OVERALL	0- 0	1- 2	21- 3			
11- 3	0- 2	0- 0	HOME	0- 0	1- 0	10- 1			
10- 3	0- 0	0- 0	AWAY	0- 0	0- 2	10- 1			
1- 1	0- 0	0- 0	NEUTRAL	0- 0	0- 0	1- 1			
8- 7	0- 2	0- 0	NON-CONFERENCE	0- 0	1- 2	7- 3			
4- 3	0- 2	0- 0	HOME	0- 0	1- 0	3- 1			
3- 3	0- 0	0- 0	AWAY	0- 0	0- 2	3- 1			
1- 1	0- 0	0- 0	NEUTRAL	0- 0	0- 0	1- 1			
14- 0	0- 0	0- 0	CONFERENCE	0- 0	0- 0	14- 0			
7- 0	0- 0	0- 0	HOME	0- 0	0- 0	7- 0			
7- 0	0- 0	0- 0	AWAY	0- 0	0- 0	7- 0			
0- 0	0- 0	0- 0	NEUTRAL	0- 0	0- 0	0- 0			

RPI 1-25				RPI 26-50				RPI 51-100				RPI 101+ Team's RPI: 136			
RPI	S	Opponent	Score	RPI	S	Opponent	Score	RPI	S	Opponent	Score	RPI	S	Opponent	Score
15	H	UCF	42 76									103	A	Georgia	60 67
23	H	Florida St.	56 57									115	H	Charlotte	57 40
												143	A	Wake Forest	54 69
												169	A	Chattanooga	62 56
												169	H	Chattanooga	65 58
												187	H	UNC Asheville	61 47
												202	A	Furman	75 60
												202	H	Furman	66 62
												215	A	George Washington	61 53
												218	H	Florida	92 82
												220	A	Howard	85 70
												221	N	Bowling Green	76 63
												227	A	Jacksonville	66 71
												231	A	ETSU	83 77
												231	H	ETSU	64 41
												233	N	Memphis	53 59
												246	H	Columbia	68 72
												267	A	Wofford	81 79
												267	H	Wofford	65 59
												282	A	Samford	68 52
												282	H	Samford	76 68
												286	A	Ga. Southern	79 72
												307	A	UNC Greensboro	71 58
												307	H	UNC Greensboro	85 73
												310	H	Kennesaw St.	64 48
												341	A	Western Caro.	69 67
LAST 12 Division I GAMES:															
267	H	Wofford	65 59	282	A	Samford	68 52								
202	H	Furman	66 62	202	A	Furman	75 60								
169	A	Chattanooga	62 56	267	A	Wofford	81 79								
231	A	ETSU	83 77	231	H	ETSU	64 41								
341	H	Western Caro.	71 55	169	H	Chattanooga	65 58								
307	H	UNC Greensboro	85 73	307	A	UNC Greensboro	71 58								

Non-Div I Games:

Mercer

■ Loss,
 ■ Non-Conf,
 ■ S Site,
 ■ H Home
 ■ A Away
 N Neutral

RPI	S	Opponent	Score
341	H	Western Caro.	71 55

M
e
r
c
e
r

M
e
r
c
e
r

Mercer

Average RPI Win:	119	WON-LOST	WINNING	LAST 10	STRENGTH OF	OPP. STRENGTH	TEAM	ADJ.	CONF.	ADJ CONF.
Average RPI Loss:	39	RECORD	PCT. RANK	GAMES	SCHEDULE	OF SCHEDULE	RPI	RPI	RPI	RPI
DIV. I ONLY	24- 7	38	2- 1	42	11	18	18	1	1	
DIV. I NON-CONF.	12- 3	52	2- 1	147	54	54	54	1	1	
TOTALS	RPI 1-25	RPI 26-50	W-L RECORDS	RPI 51-100	RPI 101-150	RPI 150+				
24- 7	5- 3	1- 1	OVERALL	6- 3	4- 0	8- 0				
16- 2	3- 0	1- 1	HOME	5- 1	2- 0	5- 0				
6- 5	2- 3	0- 0	AWAY	1- 2	2- 0	1- 0				
2- 0	0- 0	0- 0	NEUTRAL	0- 0	0- 0	2- 0				
12- 3	1- 1	0- 1	NON-CONFERENCE	2- 1	1- 0	8- 0				
9- 1	1- 0	0- 1	HOME	2- 0	1- 0	5- 0				
1- 2	0- 1	0- 0	AWAY	0- 1	0- 0	1- 0				
2- 0	0- 0	0- 0	NEUTRAL	0- 0	0- 0	2- 0				
12- 4	4- 2	1- 0	CONFERENCE	4- 2	3- 0	0- 0				
7- 1	2- 0	1- 0	HOME	3- 1	1- 0	0- 0				
5- 3	2- 2	0- 0	AWAY	1- 1	2- 0	0- 0				
0- 0	0- 0	0- 0	NEUTRAL	0- 0	0- 0	0- 0				

RPI S	Opponent	Score	RPI S	Opponent	Score	RPI S	Opponent	Score	RPI S	Opponent	Score
1	H Notre Dame	72 65	26	H Central Mich.	80 90	54	H Georgia Tech	69 56	110	H Hartford	75 62
3	A Louisville	79 73	39	H North Carolina	76 68	56	H Clemson	67 76	121	A Pittsburgh	65 51
7	A NC State	68 70				62	A Virginia Tech	65 73	124	H Boston College	76 73
10	A Syracuse	84 71				62	H Virginia Tech	68 61	143	A Wake Forest	72 57
11	A Iowa St.	52 75				74	H SFA	81 60	153	N Alabama	101 74
12	H Marquette	63 55				79	A Duke	58 50	155	H Temple	73 61
23	A Florida St.	58 62				83	H Nebraska	82 68	172	H Colorado	73 58
23	H Florida St.	64 54				88	A Purdue	63 74	193	N Vanderbilt	90 65
						95	H Virginia	72 59	206	H UMES	71 53
									288	H New Orleans	78 38
									315	A FIU	94 43
									346	H Florida A&M	103 54
LAST 12 Division I GAMES:											
110	H Hartford	75 62	62	A Virginia Tech	65 73						
12	H Marquette	63 55	3	A Louisville	79 73						
11	A Iowa St.	52 75	121	A Pittsburgh	65 51						
7	A NC State	68 70	1	H Notre Dame	72 65						
54	H Georgia Tech	69 56	95	H Virginia	72 59						
23	H Florida St.	64 54	23	A Florida St.	58 62						

Non-Div I Games:

Miami (FL)

■ Loss,
 ■ Non-Conf, S Site,
 ■ Home
 ■ Away
 N Neutral

Average RPI Win: 185		WON-LOST	WINNING	LAST 10	STRENGTH OF	OPP. STRENGTH	TEAM	ADJ.	CONF.	ADJ CONF.
Average RPI Loss: 101		RECORD	PCT. RANK	GAMES	SCHEDULE	OF SCHEDULE	RPI	RPI	RPI	RPI
DIV. I ONLY		20- 6	39	0- 1	156	108	46	46	8	8
DIV. I NON-CONF.		8- 2	52	0- 0	327	274	121	121	9	9
TOTALS		RPI 1-25	RPI 26-50		W-L RECORDS		RPI 51-100	RPI 101-150	RPI 150+	
20- 6	0- 1	2- 2		OVERALL		4- 1	3- 1	11- 1		
9- 1	0- 0	0- 1		HOME		3- 0	2- 0	4- 0		
11- 5	0- 1	2- 1		AWAY		1- 1	1- 1	7- 1		
0- 0	0- 0	0- 0		NEUTRAL		0- 0	0- 0	0- 0		
8- 2	0- 1	0- 0		NON-CONFERENCE		1- 0	1- 0	6- 1		
3- 0	0- 0	0- 0		HOME		1- 0	1- 0	1- 0		
5- 2	0- 1	0- 0		AWAY		0- 0	0- 0	5- 1		
0- 0	0- 0	0- 0		NEUTRAL		0- 0	0- 0	0- 0		
12- 4	0- 0	2- 2		CONFERENCE		3- 1	2- 1	5- 0		
6- 1	0- 0	0- 1		HOME		2- 0	1- 0	3- 0		
6- 3	0- 0	2- 1		AWAY		1- 1	1- 1	2- 0		
0- 0	0- 0	0- 0		NEUTRAL		0- 0	0- 0	0- 0		

RPI 1-25				RPI 26-50				Team's RPI: 46	RPI 51-100				RPI 101+			
RPI	S	Opponent	Score	RPI	S	Opponent	Score		RPI	S	Opponent	Score	RPI	S	Opponent	Score
3	A	Louisville	73 95	26	A	Central Mich.	70 67		72	H	Cincinnati	78 65	105	A	Northern Ill.	71 82
				32	A	Buffalo	61 86		82	A	Toledo	65 56	105	H	Northern Ill.	70 45
				32	H	Buffalo	59 66		82	H	Toledo	65 64	116	H	High Point	68 55
				37	A	Ohio	67 61		90	A	Kent St.	58 67	140	A	Akron	67 61
									90	H	Kent St.	79 63	208	H	Eastern Mich.	63 58
													210	A	Jacksonville St.	58 41
													221	A	Bowling Green	82 75
													221	H	Bowling Green	75 62
													223	H	Ball St.	60 57
													272	A	Western Mich.	81 62
													279	A	Canisius	62 59
													311	A	Valparaiso	68 47
													332	H	Eastern Ky.	60 44
													333	A	Detroit Mercy	78 59
													336	A	UIC	65 56
													346	A	Florida A&M	56 57
LAST 12 Division I GAMES:																
				32	A	Buffalo	61 86		221	A	Bowling Green	82 75				
				90	A	Kent St.	58 67		208	H	Eastern Mich.	63 58				
				221	H	Bowling Green	75 62		272	A	Western Mich.	81 62				
				82	A	Toledo	65 56		37	A	Ohio	67 61				
				140	A	Akron	67 61		90	H	Kent St.	79 63				
				105	H	Northern Ill.	70 45		223	H	Ball St.	60 57				

Non-Div I Games: Ohio Dominican 74 29

Miami (OH)

■ Loss,
 ■ Non-Conf, S Site,
 ■ Home
 ■ Away
 N Neutral

Michigan

Through Games Of March 5, 2019

Average RPI Win:	168	WON-LOST	WINNING	LAST 10	STRENGTH OF	OPP. STRENGTH	TEAM	ADJ.	CONF.	ADJ CONF.
Average RPI Loss:	37	RECORD	PCT. RANK	GAMES	SCHEDULE	OF SCHEDULE	RPI	RPI	RPI	RPI
DIV. I ONLY	20- 10	82	1- 1	81	59	43	43	4	4	
DIV. I NON-CONF.	9- 3	62	1- 1	237	121	91	91	6	6	
TOTALS	RPI 1-25	RPI 26-50	W-L RECORDS	RPI 51-100	RPI 101-150	RPI 150+				
20- 10	2- 4	2- 4	OVERALL	3- 2	2- 0	11- 0				
13- 1	2- 0	1- 1	HOME	3- 0	1- 0	6- 0				
5- 8	0- 4	0- 2	AWAY	0- 2	1- 0	4- 0				
2- 1	0- 0	1- 1	NEUTRAL	0- 0	0- 0	1- 0				
9- 3	0- 2	1- 1	NON-CONFERENCE	0- 0	0- 0	8- 0				
5- 0	0- 0	0- 0	HOME	0- 0	0- 0	5- 0				
2- 2	0- 2	0- 0	AWAY	0- 0	0- 0	2- 0				
2- 1	0- 0	1- 1	NEUTRAL	0- 0	0- 0	1- 0				
11- 7	2- 2	1- 3	CONFERENCE	3- 2	2- 0	3- 0				
8- 1	2- 0	1- 1	HOME	3- 0	1- 0	1- 0				
3- 6	0- 2	0- 2	AWAY	0- 2	1- 0	2- 0				
0- 0	0- 0	0- 0	NEUTRAL	0- 0	0- 0	0- 0				

RPI	S	Opponent	Score	RPI	S	Opponent	Score	Team's RPI: 43	RPI	S	Opponent	Score	RPI	S	Opponent	Score
7	A	NC State	55 66	27	N	Texas	52 69		83	A	Nebraska	56 70	108	H	Northwestern	79 78
9	A	Iowa	61 75	28	N	Missouri	70 54		83	H	Nebraska	67 61	134	A	Penn St.	66 62
9	H	Iowa	90 81	41	A	Michigan St.	64 74		86	H	Ohio St.	62 58	164	N	Washington	80 73
12	A	Marquette	74 85	41	H	Michigan St.	73 77		88	A	Purdue	70 71	173	H	Southern U.	76 35
14	A	Maryland	69 83	49	A	Indiana	60 70		97	H	Minnesota	76 60	190	A	Wisconsin	76 70
25	H	Rutgers	86 76	49	H	Indiana	67 58						190	H	Wisconsin	59 49
LAST 12 Division I GAMES:																
164	N	Washington	80 73	49	H	Indiana	67 58						211	A	Illinois	70 56
27	N	Texas	52 69	134	A	Penn St.	66 62						240	H	Mt. St. Mary's	88 40
190	H	Wisconsin	59 49	83	H	Nebraska	67 61						272	A	Western Mich.	79 42
41	A	Michigan St.	64 74	190	A	Wisconsin	76 70						304	H	Morgan St.	70 47
25	H	Rutgers	86 76	9	H	Iowa	90 81						308	A	Oakland	85 59
211	A	Illinois	70 56	41	H	Michigan St.	73 77						333	H	Detroit Mercy	95 62

Non-Div I Games:

Michigan

■ Loss,
■ Non-Conf,
■ S Site,
■ H Home
■ A Away
N Neutral

Michigan St.

Through Games Of March 5, 2019

Average RPI Win:	134	WON-LOST	WINNING	LAST 10	STRENGTH OF	OPP. STRENGTH	TEAM	ADJ.	CONF.	ADJ CONF.
Average RPI Loss:	74	RECORD	PCT. RANK	GAMES	SCHEDULE	OF SCHEDULE	RPI	RPI	RPI	RPI
DIV. I ONLY	19- 10	90	0- 1	50	40	41	41	4	4	
DIV. I NON-CONF.	10- 1	17	0- 0	174	46	35	35	6	6	
TOTALS	RPI 1-25	RPI 26-50	W-L RECORDS	RPI 51-100	RPI 101-150	RPI 150+				
19- 10	3- 3	3- 1	OVERALL	4- 4	2- 1	7- 1				
15- 1	3- 0	2- 0	HOME	4- 1	1- 0	5- 0				
3- 8	0- 2	1- 1	AWAY	0- 3	1- 1	1- 1				
1- 1	0- 1	0- 0	NEUTRAL	0- 0	0- 0	1- 0				
10- 1	1- 1	0- 0	NON-CONFERENCE	2- 0	1- 0	6- 0				
7- 0	1- 0	0- 0	HOME	2- 0	0- 0	4- 0				
2- 0	0- 0	0- 0	AWAY	0- 0	1- 0	1- 0				
1- 1	0- 1	0- 0	NEUTRAL	0- 0	0- 0	1- 0				
9- 9	2- 2	3- 1	CONFERENCE	2- 4	1- 1	1- 1				
8- 1	2- 0	2- 0	HOME	2- 1	1- 0	1- 0				
1- 8	0- 2	1- 1	AWAY	0- 3	0- 1	0- 1				
0- 0	0- 0	0- 0	NEUTRAL	0- 0	0- 0	0- 0				

RPI 1-25				RPI 26-50				Team's RPI: 41	RPI 51-100				RPI 101+			
RPI	S	Opponent	Score	RPI	S	Opponent	Score		RPI	S	Opponent	Score	RPI	S	Opponent	Score
5	H	Oregon	88 82	43	A	Michigan	77 73		75	H	Wright St.	84 68	108	A	Northwestern	62 70
7	N	NC State	74 78	43	H	Michigan	74 64		83	A	Nebraska	71 82	110	A	Hartford	74 66
9	A	Iowa	71 86	49	A	Indiana	64 68		86	A	Ohio St.	55 65	134	H	Penn St.	57 48
9	H	Iowa	84 70	49	H	Indiana	77 61		86	H	Ohio St.	70 77	190	A	Wisconsin	62 79
14	H	Maryland	77 60						88	H	Purdue	74 66	205	H	Texas Southern	91 45
25	A	Rutgers	62 76						95	H	Virginia	91 66	211	H	Illinois	77 60
									97	A	Minnesota	63 81	221	H	Bowling Green	99 69
									97	H	Minnesota	86 68	231	H	ETSU	75 53
													305	H	Fla. Atlantic	89 74
													308	A	Oakland	102 58
													310	N	Kennesaw St.	75 51
LAST 12 Division I GAMES:																
97	A	Minnesota	63 81	9	A	Iowa	71 86									
43	H	Michigan	74 64	88	H	Purdue	74 66									
86	H	Ohio St.	70 77	134	H	Penn St.	57 48									
83	A	Nebraska	71 82	43	A	Michigan	77 73									
190	A	Wisconsin	62 79	211	H	Illinois	77 60									
49	H	Indiana	77 61	25	A	Rutgers	62 76									

Non-Div I Games:

Michigan St.

■ Loss,
 ■ Non-Conf,
 ■ S Site,
 ■ H Home
 ■ A Away
 N Neutral

Middle Tenn.

Through Games Of March 5, 2019

Average RPI Win:	203	WON-LOST	WINNING	LAST 10	STRENGTH OF	OPP. STRENGTH	TEAM	ADJ.	CONF.	ADJ CONF.
Average RPI Loss:	95	RECORD	PCT. RANK	GAMES	SCHEDULE	OF SCHEDULE	RPI	RPI	RPI	RPI
DIV. I ONLY	20- 8	61	0- 1	106	176	66	66	14	14	
DIV. I NON-CONF.	9- 4	85	0- 1	75	213	49	49	17	17	
TOTALS	RPI 1-25	RPI 26-50	W-L RECORDS	RPI 51-100	RPI 101-150	RPI 150+				
20- 8	0- 1	0- 1	OVERALL	1- 2	4- 2	15- 2				
10- 3	0- 0	0- 1	HOME	0- 1	3- 0	7- 1				
8- 5	0- 1	0- 0	AWAY	1- 1	1- 2	6- 1				
2- 0	0- 0	0- 0	NEUTRAL	0- 0	0- 0	2- 0				
9- 4	0- 1	0- 0	NON-CONFERENCE	1- 1	1- 1	7- 1				
4- 1	0- 0	0- 0	HOME	0- 1	1- 0	3- 0				
3- 3	0- 1	0- 0	AWAY	1- 0	0- 1	2- 1				
2- 0	0- 0	0- 0	NEUTRAL	0- 0	0- 0	2- 0				
11- 4	0- 0	0- 1	CONFERENCE	0- 1	3- 1	8- 1				
6- 2	0- 0	0- 1	HOME	0- 0	2- 0	4- 1				
5- 2	0- 0	0- 0	AWAY	0- 1	1- 1	4- 0				
0- 0	0- 0	0- 0	NEUTRAL	0- 0	0- 0	0- 0				

RPI 1-25				RPI 26-50				RPI 51-100 Team's RPI: 66				RPI 101+			
RPI	S	Opponent	Score	RPI	S	Opponent	Score	RPI	S	Opponent	Score	RPI	S	Opponent	Score
21	A	Kentucky	55 72	30	H	Rice	47 60	58	H	Belmont	38 45	101	A	UAB	72 77
								91	A	Troy	67 64	101	H	UAB	60 44
								96	A	Old Dominion	65 70	102	A	Fordham	49 61
												114	H	Western Ky.	81 69
												115	A	Charlotte	62 55
												133	H	Georgia St.	69 54
												154	A	Tennessee Tech	64 68
												168	H	Louisiana Tech	75 38
												169	N	Chattanooga	58 47
												178	H	North Texas	61 46
												185	H	Southern Miss.	66 49
												187	H	UNC Asheville	67 46
												193	H	Vanderbilt	65 58
												194	A	UNLV	66 62
												197	N	Dartmouth	70 58
												199	H	Marshall	53 59
												202	A	Furman	78 71
												276	A	UTEP	79 49
												305	A	Fla. Atlantic	74 55
												305	H	Fla. Atlantic	74 48
												306	A	UTSA	72 52
												315	A	FIU	49 43
												326	H	Mississippi Val.	101 51
LAST 12 Division I GAMES:															
102	A	Fordham	49 61	96	A	Old Dominion	65 70								
194	A	UNLV	66 62	115	A	Charlotte	62 55								
305	H	Fla. Atlantic	74 48	101	H	UAB	60 44								
101	A	UAB	72 77	178	H	North Texas	61 46								
199	H	Marshall	53 59	30	H	Rice	47 60								
114	H	Western Ky.	81 69	276	A	UTEP	79 49								

Non-Div I Games:

Middle Tenn.

■ Loss,
 ■ Non-Conf, S Site,
 ■ Home
 ■ Away
 N Neutral

Midweek				Through Games of March 9, 1919						
Average RPI Win:	277	WON-LOST	WINNING	LAST 10	STRENGTH OF	OPP. STRENGTH	TEAM	ADJ.	CONF.	ADJ CONF.
Average RPI Loss:	96	RECORD	PCT. RANK	GAMES	SCHEDULE	OF SCHEDULE	RPI	RPI	RPI	RPI
DIV. I ONLY	15- 14	165	0- 1	257	180	195	195	20	20	
DIV. I NON-CONF.	5- 6	177	0- 0	177	92	183	183	18	18	
TOTALS	RPI 1-25	RPI 26-50	W-L RECORDS	RPI 51-100	RPI 101-150	RPI 150+				
15- 14	0- 2	0- 1	OVERALL	0- 5	2- 4	13- 2				
8- 6	0- 2	0- 0	HOME	0- 2	1- 1	7- 1				
6- 8	0- 0	0- 1	AWAY	0- 3	0- 3	6- 1				
1- 0	0- 0	0- 0	NEUTRAL	0- 0	1- 0	0- 0				
5- 6	0- 2	0- 1	NON-CONFERENCE	0- 1	1- 1	4- 1				
2- 3	0- 2	0- 0	HOME	0- 0	0- 0	2- 1				
2- 3	0- 0	0- 1	AWAY	0- 1	0- 1	2- 0				
1- 0	0- 0	0- 0	NEUTRAL	0- 0	1- 0	0- 0				
10- 8	0- 0	0- 0	CONFERENCE	0- 4	1- 3	9- 1				
6- 3	0- 0	0- 0	HOME	0- 2	1- 1	5- 0				
4- 5	0- 0	0- 0	AWAY	0- 2	0- 2	4- 1				
0- 0	0- 0	0- 0	NEUTRAL	0- 0	0- 0	0- 0				

RPI 1-25				RPI 26-50				RPI 51-100				RPI 101+ Team's RPI: 195			
RPI	S	Opponent	Score	RPI	S	Opponent	Score	RPI	S	Opponent	Score	RPI	S	Opponent	Score
12	H	Marquette	74 83	49	A	Indiana	66 68	53	A	Saint Mary's (CA)	71 73	111	A	Fresno St.	48 65
23	H	Florida St.	62 87					68	A	Green Bay	45 59	117	A	Youngstown St.	47 67
								68	H	Green Bay	62 76	117	H	Youngstown St.	71 68
								75	A	Wright St.	57 61	130	A	IUPUI	55 76
								75	H	Wright St.	69 73	130	H	IUPUI	66 67
												147	N	UC Riverside	56 54
												190	H	Wisconsin	57 68
												238	A	North Dakota	64 46
												239	A	Northern Ky.	54 55
												239	H	Northern Ky.	59 38
												246	H	Columbia	78 65
												280	A	Cleveland St.	78 60
												280	H	Cleveland St.	59 53
												308	A	Oakland	79 52
												308	H	Oakland	83 53
												324	A	North Dakota St.	57 55
												333	A	Detroit Mercy	62 44
												333	H	Detroit Mercy	59 34
												334	H	Purdue Fort Wayne	70 48
												336	A	UIC	48 37
												336	H	UIC	72 53
LAST 12 Division I GAMES:															
130	A	IUPUI	55 76	239	H	Northern Ky.	59 38								
336	A	UIC	48 37	75	H	Wright St.	69 73								
308	H	Oakland	83 53	68	A	Green Bay	45 59								
333	H	Detroit Mercy	59 34	336	H	UIC	72 53								
117	A	Youngstown St.	47 67	130	H	IUPUI	66 67								
280	A	Cleveland St.	78 60	333	A	Detroit Mercy	62 44								

Non-Div I Games:

Milwaukee

■ Loss, ■ Non-Conf, S Site, H Home A Away N Neutral

Minnesota

Through Games Of March 5, 2019

Average RPI Win:	179	WON-LOST	WINNING	LAST 10	STRENGTH OF	OPP. STRENGTH	TEAM	ADJ.	CONF.	ADJ CONF.
Average RPI Loss:	67	RECORD	PCT. RANK	GAMES	SCHEDULE	OF SCHEDULE	RPI	RPI	RPI	RPI
DIV. I ONLY	20- 9	71	1- 0	164	62	97	97	4	4	
DIV. I NON-CONF.	11- 0	1	0- 0	345	150	105	105	6	6	
TOTALS	RPI 1-25	RPI 26-50	W-L RECORDS	RPI 51-100	RPI 101-150	RPI 150+				
20- 9	2- 3	2- 2	OVERALL	1- 3	4- 0	11- 1				
14- 4	2- 1	1- 0	HOME	0- 2	2- 0	9- 1				
6- 5	0- 2	1- 2	AWAY	1- 1	2- 0	2- 0				
0- 0	0- 0	0- 0	NEUTRAL	0- 0	0- 0	0- 0				
11- 0	1- 0	0- 0	NON-CONFERENCE	0- 0	1- 0	9- 0				
9- 0	1- 0	0- 0	HOME	0- 0	0- 0	8- 0				
2- 0	0- 0	0- 0	AWAY	0- 0	1- 0	1- 0				
0- 0	0- 0	0- 0	NEUTRAL	0- 0	0- 0	0- 0				
9- 9	1- 3	2- 2	CONFERENCE	1- 3	3- 0	2- 1				
5- 4	1- 1	1- 0	HOME	0- 2	2- 0	1- 1				
4- 5	0- 2	1- 2	AWAY	1- 1	1- 0	1- 0				
0- 0	0- 0	0- 0	NEUTRAL	0- 0	0- 0	0- 0				

RPI S	Opponent	Score	RPI S	Opponent	Score	RPI S	Opponent	Score	RPI S	Opponent	Score
9	H Iowa	63 81	41	A Michigan St.	68 86	83	A Nebraska	57 63	108	A Northwestern	61 54
10	H Syracuse	72 68	41	H Michigan St.	81 63	86	H Ohio St.	55 65	108	H Northwestern	73 64
14	A Maryland	69 71	43	A Michigan	60 76	88	A Purdue	65 45	124	A Boston College	77 69
25	A Rutgers	54 60	49	A Indiana	65 61	88	H Purdue	53 64	134	H Penn St.	97 67
25	H Rutgers	60 46							190	A Wisconsin	78 50
									190	H Wisconsin	74 56
									200	A Xavier	78 53
									203	H Cornell	65 45
									211	H Illinois	62 66
									257	H Rhode Island	91 71
									269	H San Diego	53 48
									294	H Air Force	67 50
									301	H Incarnate Word	75 39
									313	H Coppin St.	84 52
									321	H New Hampshire	70 47
									347	H Ark.-Pine Bluff	84 42
LAST 12 Division I GAMES:											
41	H Michigan St.	81 63	49	A Indiana	65 61						
25	A Rutgers	54 60	25	H Rutgers	60 46						
14	A Maryland	69 71	108	A Northwestern	61 54						
134	H Penn St.	97 67	86	H Ohio St.	55 65						
88	A Purdue	65 45	88	H Purdue	53 64						
108	H Northwestern	73 64	83	A Nebraska	57 63						

Non-Div I Games:

Minnesota

Loss, Non-Conf, S Site, H Home A Away N Neutral

Mississippi St.

Through Games Of March 5, 2019

Average RPI Win:	126	WON-LOST	WINNING	LAST 10	STRENGTH OF	OPP. STRENGTH	TEAM	ADJ.	CONF.	ADJ CONF.
Average RPI Loss:	17	RECORD	PCT. RANK	GAMES	SCHEDULE	OF SCHEDULE	RPI	RPI	RPI	RPI
DIV. I ONLY	27- 2	3	1- 0	51	33	8	8	5	5	
DIV. I NON-CONF.	12- 1	11	0- 0	79	55	14	14	5	5	
TOTALS	RPI 1-25	RPI 26-50	W-L RECORDS	RPI 51-100	RPI 101-150	RPI 150+				
27- 2	5- 1	3- 1	OVERALL	6- 0	1- 0	12- 0				
14- 1	3- 0	1- 1	HOME	2- 0	1- 0	7- 0				
13- 1	2- 1	2- 0	AWAY	4- 0	0- 0	5- 0				
0- 0	0- 0	0- 0	NEUTRAL	0- 0	0- 0	0- 0				
12- 1	1- 1	2- 0	NON-CONFERENCE	2- 0	0- 0	7- 0				
7- 0	1- 0	1- 0	HOME	0- 0	0- 0	5- 0				
5- 1	0- 1	1- 0	AWAY	2- 0	0- 0	2- 0				
0- 0	0- 0	0- 0	NEUTRAL	0- 0	0- 0	0- 0				
15- 1	4- 0	1- 1	CONFERENCE	4- 0	1- 0	5- 0				
7- 1	2- 0	0- 1	HOME	2- 0	1- 0	2- 0				
8- 0	2- 0	1- 0	AWAY	2- 0	0- 0	3- 0				
0- 0	0- 0	0- 0	NEUTRAL	0- 0	0- 0	0- 0				

RPI	S	Opponent	Score	RPI	S	Opponent	Score	RPI	S	Opponent	Score	RPI	S	Opponent	Score
5	A	Oregon	74 82	27	A	Texas	67 49	63	H	Tennessee	91 63	103	H	Georgia	80 71
12	H	Marquette	87 82	28	H	Missouri	67 75	69	A	Little Rock	98 63	153	A	Alabama	65 49
16	A	Texas A&M	92 64	48	A	Auburn	85 59	70	A	LSU	68 35	164	A	Washington	103 56
17	A	South Carolina	68 64	50	H	Lamar University	104 53	70	H	LSU	76 56	185	A	Southern Miss.	86 42
17	H	South Carolina	89 74					94	A	Arkansas	93 69	193	H	Vanderbilt	86 70
21	H	Kentucky	86 71					95	A	Virginia	72 44	202	H	Furman	106 41
												218	A	Florida	90 42
												219	A	Ole Miss	80 66
												219	H	Ole Miss	80 49
												241	H	Southeast Mo. St.	88 53
												263	H	Louisiana	104 36
												268	H	Jackson St.	105 38
												313	H	Coppin St.	110 38
LAST 12 Division I GAMES:															
17	A	South Carolina	68 64	63	H	Tennessee	91 63								
70	H	LSU	76 56	153	A	Alabama	65 49								
193	H	Vanderbilt	86 70	70	A	LSU	68 35								
219	A	Ole Miss	80 66	219	H	Ole Miss	80 49								
16	A	Texas A&M	92 64	218	A	Florida	90 42								
28	H	Missouri	67 75	17	H	South Carolina	89 74								

Non-Div I Games:

Mississippi St.

■ Loss,
 ■ Non-Conf, S Site,
 ■ Home
 ■ Away
 N Neutral

Average RPI Win:	260	WON-LOST	WINNING	LAST 10	STRENGTH OF	OPP. STRENGTH	TEAM	ADJ.	CONF.	ADJ CONF.
Average RPI Loss:	209	RECORD	PCT. RANK	GAMES	SCHEDULE	OF SCHEDULE	RPI	RPI	RPI	RPI
DIV. I ONLY	5- 23	327	1- 0	269	340	326	326	29	29	
DIV. I NON-CONF.	1- 10	329	0- 0	83	315	273	273	28	28	
TOTALS	RPI 1-25	RPI 26-50	W-L RECORDS	RPI 51-100	RPI 101-150	RPI 150+				
5- 23	0- 0	0- 0	OVERALL	0- 3	0- 1	5- 19				
2- 7	0- 0	0- 0	HOME	0- 0	0- 0	2- 7				
3- 15	0- 0	0- 0	AWAY	0- 2	0- 1	3- 12				
0- 1	0- 0	0- 0	NEUTRAL	0- 1	0- 0	0- 0				
1- 10	0- 0	0- 0	NON-CONFERENCE	0- 3	0- 1	1- 6				
0- 1	0- 0	0- 0	HOME	0- 0	0- 0	0- 1				
1- 8	0- 0	0- 0	AWAY	0- 2	0- 1	1- 5				
0- 1	0- 0	0- 0	NEUTRAL	0- 1	0- 0	0- 0				
4- 13	0- 0	0- 0	CONFERENCE	0- 0	0- 0	4- 13				
2- 6	0- 0	0- 0	HOME	0- 0	0- 0	2- 6				
2- 7	0- 0	0- 0	AWAY	0- 0	0- 0	2- 7				
0- 0	0- 0	0- 0	NEUTRAL	0- 0	0- 0	0- 0				

RPI S	Opponent	Score	RPI S	Opponent	Score	RPI S	Opponent	Score	RPI S	Opponent	Score	Team's RPI: 326
						51 A	TCU	47 96	123 A	UT Martin	51 110	
						66 A	Middle Tenn.	51 101	166 A	Nicholls St.	47 72	
						91 N	Troy	54 75	173 A	Southern U.	67 74	
									173 H	Southern U.	46 67	
									180 A	Arkansas St.	57 60	
									182 H	North Ala.	72 86	
									185 A	Southern Miss.	60 67	
									198 A	Prairie View	55 91	
									198 H	Prairie View	65 75	
									205 A	Texas Southern	45 73	
									205 H	Texas Southern	50 68	
									214 A	SMU	47 62	
									217 A	Grambling	54 52	
									217 H	Grambling	79 61	
									258 A	Austin Peay	95 89	
									262 A	Alabama St.	67 73	
									262 H	Alabama St.	64 62	
									268 A	Jackson St.	56 87	
									268 H	Jackson St.	86 87	
									300 A	Alabama A&M	70 78	
									300 H	Alabama A&M	60 80	
									303 A	La.-Monroe	65 72	
									347 A	Ark.-Pine Bluff	62 56	
									351 A	Alcorn	63 73	
									351 H	Alcorn	80 81	
LAST 12 Division I GAMES:												
217 H	Grambling	79 61	262 A	Alabama St.	67 73							
268 H	Jackson St.	86 87	300 A	Alabama A&M	70 78							
205 A	Texas Southern	45 73	217 A	Grambling	54 52							
198 A	Prairie View	55 91	268 A	Jackson St.	56 87							
173 H	Southern U.	46 67	205 H	Texas Southern	50 68							
351 H	Alcorn	80 81	198 H	Prairie View	65 75							

Non-Div I Games:

Mississippi Val.

■ Loss,
 ■ Non-Conf, S Site,
 ■ Home
 ■ Away
 N Neutral

Average RPI Win:	128	WON-LOST	WINNING	LAST 10	STRENGTH OF	OPP. STRENGTH	TEAM	ADJ.	CONF.	ADJ CONF.
Average RPI Loss:	65	RECORD	PCT. RANK	GAMES	SCHEDULE	OF SCHEDULE	RPI	RPI	RPI	RPI
DIV. I ONLY	21- 9	68	1- 0	33	60	28	28	5	5	
DIV. I NON-CONF.	11- 3	56	1- 0	63	100	39	39	5	5	
TOTALS	RPI 1-25	RPI 26-50	W-L RECORDS	RPI 51-100	RPI 101-150	RPI 150+				
21- 9	2- 2	2- 3	OVERALL	6- 3	1- 0	10- 1				
12- 3	1- 0	1- 1	HOME	2- 2	1- 0	7- 0				
7- 5	1- 2	0- 1	AWAY	3- 1	0- 0	3- 1				
2- 1	0- 0	1- 1	NEUTRAL	1- 0	0- 0	0- 0				
11- 3	0- 0	1- 2	NON-CONFERENCE	3- 1	0- 0	7- 0				
5- 2	0- 0	0- 1	HOME	1- 1	0- 0	4- 0				
4- 0	0- 0	0- 0	AWAY	1- 0	0- 0	3- 0				
2- 1	0- 0	1- 1	NEUTRAL	1- 0	0- 0	0- 0				
10- 6	2- 2	1- 1	CONFERENCE	3- 2	1- 0	3- 1				
7- 1	1- 0	1- 0	HOME	1- 1	1- 0	3- 0				
3- 5	1- 2	0- 1	AWAY	2- 1	0- 0	0- 1				
0- 0	0- 0	0- 0	NEUTRAL	0- 0	0- 0	0- 0				

RPI	S	Opponent	Score	RPI	S	Opponent	Score	Team's RPI: 28	RPI	S	Opponent	Score	RPI	S	Opponent	Score
8	A	Mississippi St.	75 67	36	H	South Dakota	61 74		63	A	Tennessee	66 64	103	H	Georgia	61 35
16	H	Texas A&M	70 65	43	N	Michigan	54 70		63	H	Tennessee	60 62	153	H	Alabama	82 47
17	A	South Carolina	65 79	45	N	Quinnipiac	65 51		65	H	Missouri St.	65 61	162	H	Texas St.	69 50
21	A	Kentucky	41 52	48	A	Auburn	54 58		68	H	Green Bay	49 56	177	A	Saint Louis	74 62
				48	H	Auburn	74 65		70	A	LSU	51 61	180	H	Arkansas St.	70 50
									71	A	West Virginia	68 51	193	H	Vanderbilt	69 46
									79	N	Duke	62 54	211	A	Illinois	67 45
									94	A	Arkansas	73 67	218	A	Florida	56 58
									94	H	Arkansas	71 53	219	H	Ole Miss	78 55
													228	A	Western Ill.	89 64
													235	H	SIUE	59 36
													237	H	UMKC	66 59
LAST 12 Division I GAMES:																
79	N	Duke	62 54	8	A	Mississippi St.	75 67		193	H	Vanderbilt	69 46				
45	N	Quinnipiac	65 51	16	H	Texas A&M	70 65		70	A	LSU	51 61				
153	H	Alabama	82 47	48	H	Auburn	74 65		21	A	Kentucky	41 52				
94	A	Arkansas	73 67	63	H	Tennessee	60 62									

Non-Div I Games:

Missouri

■ Loss,
■ Non-Conf,
■ S Site,
■ H Home
■ A Away
N Neutral

Average RPI Win:	185	WON-LOST	WINNING	LAST 10	STRENGTH OF	OPP. STRENGTH	TEAM	ADJ.	CONF.	ADJ CONF.
Average RPI Loss:	100	RECORD	PCT. RANK	GAMES	SCHEDULE	OF SCHEDULE	RPI	RPI	RPI	RPI
DIV. I ONLY	18- 9	82	0- 1	72	131	65	65	13	13	
DIV. I NON-CONF.	4- 7	228	0- 0	81	43	171	171	15	15	
TOTALS	RPI 1-25	RPI 26-50	W-L RECORDS	RPI 51-100	RPI 101-150	RPI 150+				
18- 9	1- 2	0- 3	OVERALL	3- 0	0- 0	14- 4				
9- 4	0- 2	0- 1	HOME	2- 0	0- 0	7- 1				
7- 5	1- 0	0- 2	AWAY	1- 0	0- 0	5- 3				
2- 0	0- 0	0- 0	NEUTRAL	0- 0	0- 0	2- 0				
4- 7	0- 1	0- 3	NON-CONFERENCE	1- 0	0- 0	3- 3				
2- 2	0- 1	0- 1	HOME	1- 0	0- 0	1- 0				
0- 5	0- 0	0- 2	AWAY	0- 0	0- 0	0- 3				
2- 0	0- 0	0- 0	NEUTRAL	0- 0	0- 0	2- 0				
14- 2	1- 1	0- 0	CONFERENCE	2- 0	0- 0	11- 1				
7- 2	0- 1	0- 0	HOME	1- 0	0- 0	6- 1				
7- 0	1- 0	0- 0	AWAY	1- 0	0- 0	5- 0				
0- 0	0- 0	0- 0	NEUTRAL	0- 0	0- 0	0- 0				

RPI 1-25				RPI 26-50				RPI 51-100				Team's RPI: 65	RPI 101+			
RPI	S	Opponent	Score	RPI	S	Opponent	Score	RPI	S	Opponent	Score		RPI	S	Opponent	Score
13	H	Gonzaga	67 70	28	A	Missouri	61 65	69	H	Little Rock	48 44		156	A	Bradley	68 56
22	A	Drake	85 79	36	H	South Dakota	74 85	87	A	UNI	63 58		156	H	Bradley	82 60
22	H	Drake	61 70	49	A	Indiana	74 98	87	H	UNI	58 48		160	A	Southern Ill.	70 58
													160	H	Southern Ill.	66 51
													161	A	Illinois St.	59 47
													161	H	Illinois St.	56 60
													163	A	Santa Clara	73 77
													168	N	Louisiana Tech	82 70
													178	A	North Texas	76 83
													212	H	Indiana St.	71 58
													223	H	Ball St.	74 54
													235	N	SIUE	68 65
													243	A	Loyola Chicago	85 58
													243	H	Loyola Chicago	84 49
													254	A	Wichita St.	60 63
													311	A	Valparaiso	77 58
													311	H	Valparaiso	108 63
													329	H	Evansville	88 66
LAST 12 Division I GAMES:																
22	H	Drake	61 70	160	A	Southern Ill.	70 58									
87	H	UNI	58 48	87	A	UNI	63 58									
243	A	Loyola Chicago	85 58	22	A	Drake	85 79									
311	A	Valparaiso	77 58	311	H	Valparaiso	108 63									
156	H	Bradley	82 60	243	H	Loyola Chicago	84 49									
161	H	Illinois St.	56 60	161	A	Illinois St.	59 47									

Non-Div I Games:

Missouri St.

■ Loss,
■ Non-Conf,
■ S Site,
■ H Home
■ A Away
N Neutral

Average RPI Win:	274	WON-LOST	WINNING	LAST 10	STRENGTH OF	OPP. STRENGTH	TEAM	ADJ.	CONF.	ADJ CONF.
Average RPI Loss:	167	RECORD	PCT. RANK	GAMES	SCHEDULE	OF SCHEDULE	RPI	RPI	RPI	RPI
DIV. I ONLY	13- 16	205	1- 0	247	274	230	230	26	26	
DIV. I NON-CONF.	4- 7	228	0- 0	191	218	223	223	27	27	
TOTALS	RPI 1-25	RPI 26-50	W-L RECORDS	RPI 51-100	RPI 101-150	RPI 150+				
13- 16	0- 0	0- 3	OVERALL	0- 2	0- 3	13- 8				
6- 8	0- 0	0- 2	HOME	0- 1	0- 1	6- 4				
7- 8	0- 0	0- 1	AWAY	0- 1	0- 2	7- 4				
0- 0	0- 0	0- 0	NEUTRAL	0- 0	0- 0	0- 0				
4- 7	0- 0	0- 1	NON-CONFERENCE	0- 2	0- 1	4- 3				
2- 3	0- 0	0- 1	HOME	0- 1	0- 0	2- 1				
2- 4	0- 0	0- 0	AWAY	0- 1	0- 1	2- 2				
0- 0	0- 0	0- 0	NEUTRAL	0- 0	0- 0	0- 0				
9- 9	0- 0	0- 2	CONFERENCE	0- 0	0- 2	9- 5				
4- 5	0- 0	0- 1	HOME	0- 0	0- 1	4- 3				
5- 4	0- 0	0- 1	AWAY	0- 0	0- 1	5- 2				
0- 0	0- 0	0- 0	NEUTRAL	0- 0	0- 0	0- 0				

RPI 1-25				RPI 26-50				RPI 51-100				RPI 101+				Team's RPI: 230	
RPI	S	Opponent	Score	RPI	S	Opponent	Score	RPI	S	Opponent	Score	RPI	S	Opponent	Score		
				40	H	Bucknell	32 70	55	H	Princeton	47 79	126	A	Marist	45 69		
				45	A	Quinnipiac	38 67	62	A	Virginia Tech	49 82	126	H	Marist	45 69		
				45	H	Quinnipiac	46 58					139	A	Lehigh	48 63		
												171	A	Rider	50 65		
												171	H	Rider	43 55		
												192	A	Sacred Heart	55 50		
												204	A	East Carolina	67 73		
												215	A	George Washington	55 51		
												245	H	Albany (NY)	64 56		
												250	H	Navy	68 67		
												264	A	Niagara	88 81		
												264	H	Niagara	76 54		
												266	A	Siena	56 54		
												266	H	Siena	68 77		
												274	H	Manhattan	71 63		
												279	A	Canisius	56 65		
												279	H	Canisius	67 61		
												287	H	Loyola Maryland	67 75		
												297	A	Fairfield	73 63		
												325	A	Lafayette	69 73		
												327	A	Iona	55 38		
												327	H	Iona	51 52		
												344	A	Saint Peter's	76 59		
												344	H	Saint Peter's	70 50		
LAST 12 Division I GAMES:																	
				344	A	Saint Peter's	76 59					274	H	Manhattan	71 63		
				126	H	Marist	45 69					266	A	Siena	56 54		
				279	A	Canisius	56 65					171	A	Rider	50 65		
				264	A	Niagara	88 81					297	A	Fairfield	73 63		
				344	H	Saint Peter's	70 50					45	H	Quinnipiac	46 58		
				327	H	Iona	51 52					264	H	Niagara	76 54		

Non-Div I Games:

Monmouth

■ Loss,
 ■ Non-Conf,
 ■ S Site,
 ■ H Home
 ■ A Away
 N Neutral

Montana

Through Games Of March 5, 2019

Average RPI Win:	212	WON-LOST	WINNING	LAST 10	STRENGTH OF	OPP. STRENGTH	TEAM	ADJ.	CONF.	ADJ CONF.
Average RPI Loss:	133	RECORD	PCT. RANK	GAMES	SCHEDULE	OF SCHEDULE	RPI	RPI	RPI	RPI
DIV. I ONLY	11- 15	215	1- 0	151	157	188	188	16	16	
DIV. I NON-CONF.	4- 4	162	1- 0	39	139	84	84	13	13	
TOTALS	RPI 1-25	RPI 26-50	W-L RECORDS	RPI 51-100	RPI 101-150	RPI 150+				
11- 15	0- 1	0- 1	OVERALL	2- 2	2- 6	7- 5				
7- 4	0- 0	0- 1	HOME	2- 0	2- 2	3- 1				
3- 11	0- 1	0- 0	AWAY	0- 2	0- 4	3- 4				
1- 0	0- 0	0- 0	NEUTRAL	0- 0	0- 0	1- 0				
4- 4	0- 1	0- 1	NON-CONFERENCE	1- 1	1- 0	2- 1				
2- 1	0- 0	0- 1	HOME	1- 0	1- 0	0- 0				
1- 3	0- 1	0- 0	AWAY	0- 1	0- 0	1- 1				
1- 0	0- 0	0- 0	NEUTRAL	0- 0	0- 0	1- 0				
7- 11	0- 0	0- 0	CONFERENCE	1- 1	1- 6	5- 4				
5- 3	0- 0	0- 0	HOME	1- 0	1- 2	3- 1				
2- 8	0- 0	0- 0	AWAY	0- 1	0- 4	2- 3				
0- 0	0- 0	0- 0	NEUTRAL	0- 0	0- 0	2- 0				

RPI 1-25				RPI 26-50				RPI 51-100				RPI 101+ Team's RPI: 188			
RPI	S	Opponent	Score	RPI	S	Opponent	Score	RPI	S	Opponent	Score	RPI	S	Opponent	Score
13	A	Gonzaga	52 76	36	H	South Dakota	41 64	67	A	Idaho	68 76	105	H	Northern Ill.	86 70
								67	H	Idaho	82 79	107	A	Northern Colo.	61 79
								81	H	UC Davis	62 56	107	H	Northern Colo.	62 73
								89	A	Arizona	51 100	112	A	Idaho St.	34 50
												112	H	Idaho St.	60 59
												132	A	Portland St.	60 78
												142	A	Montana St.	52 74
												142	H	Montana St.	71 75
												164	A	Washington	54 69
												179	A	Eastern Wash.	64 67
												179	H	Eastern Wash.	62 68
												213	N	Saint Francis (PA)	79 77
												242	A	Northern Ariz.	65 82
												242	H	Northern Ariz.	78 62
												255	A	Sacramento St.	88 86
												283	A	Southern Utah	56 71
												283	H	Southern Utah	79 57
												319	A	Weber St.	72 60
												319	H	Weber St.	64 56
												335	A	Grand Canyon	69 47
LAST 12 Division I GAMES:															
213	N	Saint Francis (PA)	79 77	112	H	Idaho St.	60 59								
81	H	UC Davis	62 56	319	H	Weber St.	64 56								
242	A	Northern Ariz.	65 82	179	A	Eastern Wash.	64 67								
283	A	Southern Utah	56 71	67	A	Idaho	68 76								
107	A	Northern Colo.	61 79	142	A	Montana St.	52 74								
142	H	Montana St.	71 75	319	A	Weber St.	72 60								

Non-Div I Games: Providence (MT) 90 45

Montana

Loss, Non-Conf, S Site, H Home A Away N Neutral

Montana St.

Through Games Of March 5, 2019

Average RPI Win:	232	WON-LOST	WINNING	LAST 10	STRENGTH OF	OPP. STRENGTH	TEAM	ADJ.	CONF.	ADJ CONF.
Average RPI Loss:	96	RECORD	PCT. RANK	GAMES	SCHEDULE	OF SCHEDULE	RPI	RPI	RPI	RPI
DIV. I ONLY	14- 13	161	1- 0	144	139	142	142	16	16	
DIV. I NON-CONF.	4- 5	190	1- 0	42	76	95	95	13	13	
TOTALS	RPI 1-25	RPI 26-50	W-L RECORDS	RPI 51-100	RPI 101-150	RPI 150+				
14- 13	0- 1	0- 1	OVERALL	0- 5	2- 4	12- 2				
6- 5	0- 0	0- 1	HOME	0- 1	0- 2	6- 1				
7- 8	0- 1	0- 0	AWAY	0- 4	1- 2	6- 1				
1- 0	0- 0	0- 0	NEUTRAL	0- 0	1- 0	0- 0				
4- 5	0- 1	0- 1	NON-CONFERENCE	0- 3	1- 0	3- 0				
2- 1	0- 0	0- 1	HOME	0- 0	0- 0	2- 0				
1- 4	0- 1	0- 0	AWAY	0- 3	0- 0	1- 0				
1- 0	0- 0	0- 0	NEUTRAL	0- 0	1- 0	0- 0				
10- 8	0- 0	0- 0	CONFERENCE	0- 2	1- 4	9- 2				
4- 4	0- 0	0- 0	HOME	0- 1	0- 2	4- 1				
6- 4	0- 0	0- 0	AWAY	0- 1	1- 2	5- 1				
0- 0	0- 0	0- 0	NEUTRAL	0- 0	0- 0	0- 0				

RPI 1-25				RPI 26-50				RPI 51-100				RPI 101+ Team's RPI: 142			
RPI	S	Opponent	Score	RPI	S	Opponent	Score	RPI	S	Opponent	Score	RPI	S	Opponent	Score
12	A	Marquette	52 100	29	H	South Dakota St.	67 88	51	A	TCU	49 71	107	A	Northern Colo.	79 66
								64	A	Wyoming	58 66	107	H	Northern Colo.	73 84
								67	A	Idaho	65 90	112	A	Idaho St.	43 61
								67	H	Idaho	66 82	112	H	Idaho St.	49 62
								74	A	SFA	53 60	132	A	Portland St.	53 55
												138	N	Delaware	69 60
												162	A	Texas St.	67 59
												179	A	Eastern Wash.	61 47
												179	H	Eastern Wash.	87 89
												188	A	Montana	75 71
												188	H	Montana	74 52
												242	A	Northern Ariz.	72 76
												242	H	Northern Ariz.	80 70
												255	A	Sacramento St.	69 53
												271	H	Long Beach St.	85 62
												283	A	Southern Utah	70 55
												283	H	Southern Utah	69 64
												317	H	Omaha	59 56
												319	A	Weber St.	66 59
												319	H	Weber St.	72 59
LAST 12 Division I GAMES:															
162	A	Texas St.	67 59	67	A	Idaho	65 90								
283	A	Southern Utah	70 55	179	A	Eastern Wash.	61 47								
242	A	Northern Ariz.	72 76	107	H	Northern Colo.	73 84								
188	A	Montana	75 71	188	H	Montana	74 52								
319	H	Weber St.	72 59	112	A	Idaho St.	43 61								
112	H	Idaho St.	49 62	319	A	Weber St.	66 59								

Non-Div I Games: Carroll (MT) 64 48

Montana St.

Loss, Non-Conf, S Site, H Home A Away N Neutral

Average RPI Win:	252	WON-LOST	WINNING	LAST 10	STRENGTH OF	OPP. STRENGTH	TEAM	ADJ.	CONF.	ADJ CONF.
Average RPI Loss:	147	RECORD	PCT. RANK	GAMES	SCHEDULE	OF SCHEDULE	RPI	RPI	RPI	RPI
DIV. I ONLY	20- 9	71	1- 0	249	273	131	131	22	22	
DIV. I NON-CONF.	7- 4	108	0- 0	208	278	124	124	22	22	
TOTALS	RPI 1-25	RPI 26-50	W-L RECORDS	RPI 51-100	RPI 101-150	RPI 150+				
20- 9	0- 2	0- 0	OVERALL	1- 2	1- 0	18- 5				
11- 3	0- 0	0- 0	HOME	0- 1	1- 0	10- 2				
9- 6	0- 2	0- 0	AWAY	1- 1	0- 0	8- 3				
0- 0	0- 0	0- 0	NEUTRAL	0- 0	0- 0	0- 0				
7- 4	0- 2	0- 0	NON-CONFERENCE	1- 0	0- 0	6- 2				
4- 1	0- 0	0- 0	HOME	0- 0	0- 0	4- 1				
3- 3	0- 2	0- 0	AWAY	1- 0	0- 0	2- 1				
0- 0	0- 0	0- 0	NEUTRAL	0- 0	0- 0	0- 0				
13- 5	0- 0	0- 0	CONFERENCE	0- 2	1- 0	12- 3				
7- 2	0- 0	0- 0	HOME	0- 1	1- 0	6- 1				
6- 3	0- 0	0- 0	AWAY	0- 1	0- 0	6- 2				
0- 0	0- 0	0- 0	NEUTRAL	0- 0	0- 0	0- 0				

RPI 1-25				RPI 26-50				RPI 51-100				RPI 101+ Team's RPI: 131			
RPI	S	Opponent	Score	RPI	S	Opponent	Score	RPI	S	Opponent	Score	RPI	S	Opponent	Score
2	A	Baylor	58 96					58	A	Belmont	50 77	123	H	UT Martin	85 75
21	A	Kentucky	57 87					58	H	Belmont	57 77	154	A	Tennessee Tech	73 70
								85	A	Radford	79 72	154	H	Tennessee Tech	77 56
												196	A	N.C. A&T	72 67
												210	A	Jacksonville St.	57 68
												210	H	Jacksonville St.	66 55
												213	A	Saint Francis (PA)	83 89
												235	A	SIUE	73 67
												241	H	Southeast Mo. St.	82 54
												247	H	St. Francis Brooklyn	94 101
												249	A	Gardner-Webb	84 69
												258	A	Austin Peay	80 81
												258	H	Austin Peay	75 84
												259	A	Murray St.	83 61
												259	H	Murray St.	80 71
												291	A	Eastern Ill.	67 57
												302	A	Tennessee St.	85 62
												302	H	Tennessee St.	71 55
												311	H	Valparaiso	68 62
												328	H	Lipscomb	79 44
												329	H	Evansville	85 63
												332	A	Eastern Ky.	64 61
												332	H	Eastern Ky.	68 52
												350	H	Chicago St.	104 68
LAST 12 Division I GAMES:															
332	A	Eastern Ky.	64 61	58	H	Belmont	57 77								
259	H	Murray St.	80 71	302	H	Tennessee St.	71 55								
154	A	Tennessee Tech	73 70	291	A	Eastern Ill.	67 57								
210	A	Jacksonville St.	57 68	235	A	SIUE	73 67								
332	H	Eastern Ky.	68 52	210	H	Jacksonville St.	66 55								
258	H	Austin Peay	75 84	154	H	Tennessee Tech	77 56								

Non-Div I Games: Alice Lloyd 121 56 Ky. Christian 119 28

Morehead St.

■ Loss,
 ■ Non-Conf,
 ■ S Site,
 ■ Home
 ■ A Away
 N Neutral

Average RPI Win:	307	WON-LOST	WINNING	LAST 10	STRENGTH OF	OPP. STRENGTH	TEAM	ADJ.	CONF.	ADJ CONF.
Average RPI Loss:	199	RECORD	PCT. RANK	GAMES	SCHEDULE	OF SCHEDULE	RPI	RPI	RPI	RPI
DIV. I ONLY	8- 19	277	0- 1	286	345	304	304	32	32	
DIV. I NON-CONF.	1- 11	335	0- 1	163	232	324	324	32	32	
TOTALS	RPI 1-25	RPI 26-50	W-L RECORDS	RPI 51-100	RPI 101-150	RPI 150+				
8- 19	0- 1	0- 1	OVERALL	0- 2	0- 3	8- 12				
4- 6	0- 0	0- 0	HOME	0- 0	0- 0	4- 6				
4- 10	0- 0	0- 1	AWAY	0- 2	0- 2	4- 5				
0- 3	0- 1	0- 0	NEUTRAL	0- 0	0- 1	0- 1				
1- 11	0- 1	0- 1	NON-CONFERENCE	0- 2	0- 3	1- 4				
1- 2	0- 0	0- 0	HOME	0- 0	0- 0	1- 2				
0- 6	0- 0	0- 1	AWAY	0- 2	0- 2	0- 1				
0- 3	0- 1	0- 0	NEUTRAL	0- 0	0- 1	0- 1				
7- 8	0- 0	0- 0	CONFERENCE	0- 0	0- 0	7- 8				
3- 4	0- 0	0- 0	HOME	0- 0	0- 0	3- 4				
4- 4	0- 0	0- 0	AWAY	0- 0	0- 0	4- 4				
0- 0	0- 0	0- 0	NEUTRAL	0- 0	0- 0	0- 0				

RPI 1-25			RPI 26-50			RPI 51-100			RPI 101+			Team's RPI: 304
RPI	S	Opponent	Score	RPI	S	Opponent	Score	RPI	S	Opponent	Score	
14	N	Maryland	44 68	43	A	Michigan	47 70	71	A	West Virginia	37 72	103 N Georgia 33 60
								74	A	SFA	42 69	110 A Hartford 59 80
												114 A Western Ky. 43 90
												196 A N.C. A&T 29 62
												206 A UMES 57 53
												206 H UMES 68 73
												220 A Howard 56 79
												220 H Howard 62 74
												222 H Bethune-Cookman 69 73
												264 N Niagara 57 67
												289 H Norfolk St. 49 64
												290 A South Carolina St. 63 61
												290 H South Carolina St. 62 51
												309 H UMBC 68 73
												313 A Coppin St. 74 57
												315 A FIU 50 59
												320 H UMass Lowell 61 49
												322 H Central Conn. St. 36 60
												337 A Delaware St. 57 62
												339 A N.C. Central 65 62
												346 H Florida A&M 75 71
												348 A Savannah St. 35 53
												348 H Savannah St. 63 47
LAST 12 Division I GAMES:												
264	N	Niagara	57 67	290	A	South Carolina St.	63 61					
206	A	UMES	57 53	313	A	Coppin St.	74 57					
337	A	Delaware St.	57 62	346	H	Florida A&M	75 71					
220	H	Howard	62 74	222	H	Bethune-Cookman	69 73					
289	H	Norfolk St.	49 64	339	A	N.C. Central	65 62					
348	A	Savannah St.	35 53	196	A	N.C. A&T	29 62					

Non-Div I Games: Lincoln (PA) 46 51 Washington Adventis60 43

Morgan St.

Loss, Non-Conf, S Site, H Home A Away N Neutral

Average RPI Win: 267		WON-LOST	WINNING	LAST 10	STRENGTH OF	OPP. STRENGTH	TEAM	ADJ.	CONF.	ADJ CONF.
Average RPI Loss: 209		RECORD	PCT. RANK	GAMES	SCHEDULE	OF SCHEDULE	RPI	RPI	RPI	RPI
DIV. I ONLY		13- 14	184	0- 1	297	337	240	240	31	31
DIV. I NON-CONF.		5- 5	162	0- 0	120	265	115	115	31	31
TOTALS		RPI 1-25	RPI 26-50	W-L RECORDS	RPI 51-100	RPI 101-150	RPI 150+			
13- 14	0- 0		0- 1	OVERALL	1- 1	1- 1	11- 11			
8- 3	0- 0		0- 0	HOME	1- 0	1- 0	6- 3			
5- 11	0- 0		0- 1	AWAY	0- 1	0- 1	5- 8			
0- 0	0- 0		0- 0	NEUTRAL	0- 0	0- 0	0- 0			
5- 5	0- 0		0- 1	NON-CONFERENCE	1- 1	1- 1	3- 2			
2- 1	0- 0		0- 0	HOME	1- 0	1- 0	0- 1			
3- 4	0- 0		0- 1	AWAY	0- 1	0- 1	3- 1			
0- 0	0- 0		0- 0	NEUTRAL	0- 0	0- 0	0- 0			
8- 9	0- 0		0- 0	CONFERENCE	0- 0	0- 0	8- 9			
6- 2	0- 0		0- 0	HOME	0- 0	0- 0	6- 2			
2- 7	0- 0		0- 0	AWAY	0- 0	0- 0	2- 7			
0- 0	0- 0		0- 0	NEUTRAL	0- 0	0- 0	0- 0			

RPI 1-25			
RPI	S	Opponent	Score
RPI 26-50			
RPI	S	Opponent	Score
43	A	Michigan	40 88
RPI 51-100			
RPI	S	Opponent	Score
62	A	Virginia Tech	51 83
85	H	Radford	89 77
RPI 101+			
RPI	S	Opponent	Team's RPI: Score
113	H	Towson	87 78
135	A	Duquesne	64 73
171	A	Rider	67 85
186	A	Robert Morris	58 70
186	H	Robert Morris	61 55
192	A	Sacred Heart	41 76
206	H	UMES	73 86
213	A	Saint Francis (PA)	66 68
213	H	Saint Francis (PA)	72 83
247	A	St. Francis Brooklyn	65 69
247	H	St. Francis Brooklyn	78 75
249	A	Gardner-Webb	69 62
287	A	Loyola Maryland	77 67
298	A	Bryant	59 77
298	H	Bryant	68 73
309	A	UMBC	65 52
312	A	Wagner	76 92
312	H	Wagner	81 66
322	A	Central Conn. St.	61 44
322	H	Central Conn. St.	84 53
343	A	Fairleigh Dickinson	63 47
343	H	Fairleigh Dickinson	62 57
349	A	LIU Brooklyn	61 71
349	H	LIU Brooklyn	61 45
LAST 12 Division I GAMES:			
247	A	St. Francis Brooklyn	65 69
343	H	Fairleigh Dickinson	62 57
322	A	Central Conn. St.	61 44
298	A	Bryant	59 77
312	H	Wagner	81 66
186	H	Robert Morris	61 55
349	A	LIU Brooklyn	61 71
192	A	Sacred Heart	41 76
213	H	Saint Francis (PA)	72 83
247	H	St. Francis Brooklyn	78 75
349	H	LIU Brooklyn	61 45
343	A	Fairleigh Dickinson	63 47

Non-Div I Games: Washington Col. 74 50

Mt. St. Mary's

Loss, Non-Conf, S Site, H Home A Away N Neutral

Average RPI Win: 265	WON-LOST	WINNING	LAST 10	STRENGTH OF	OPP. STRENGTH	TEAM	ADJ.	CONF.	ADJ CONF.
Average RPI Loss: 167	RECORD	PCT. RANK	GAMES	SCHEDULE	OF SCHEDULE	RPI	RPI	RPI	RPI
DIV. I ONLY	11- 16	226	1- 0	270	235	259	259	22	22
DIV. I NON-CONF.	2- 7	288	0- 0	265	114	318	318	22	22
TOTALS	RPI 1-25	RPI 26-50	W-L RECORDS	RPI 51-100	RPI 101-150	RPI 150+			
11- 16	0- 1	0- 0	OVERALL	0- 3	1- 3	10- 9			
8- 5	0- 0	0- 0	HOME	0- 1	1- 1	7- 3			
3- 11	0- 1	0- 0	AWAY	0- 2	0- 2	3- 6			
0- 0	0- 0	0- 0	NEUTRAL	0- 0	0- 0	0- 0			
2- 7	0- 1	0- 0	NON-CONFERENCE	0- 2	0- 0	2- 4			
2- 2	0- 0	0- 0	HOME	0- 0	0- 0	2- 2			
0- 5	0- 1	0- 0	AWAY	0- 2	0- 0	0- 2			
0- 0	0- 0	0- 0	NEUTRAL	0- 0	0- 0	0- 0			
9- 9	0- 0	0- 0	CONFERENCE	0- 1	1- 3	8- 5			
6- 3	0- 0	0- 0	HOME	0- 1	1- 1	5- 1			
3- 6	0- 0	0- 0	AWAY	0- 0	0- 2	3- 4			
0- 0	0- 0	0- 0	NEUTRAL	0- 0	0- 0	0- 0			

RPI 1-25				RPI 26-50				RPI 51-100				RPI 101+ Team's RPI: 259			
RPI	S	Opponent	Score	RPI	S	Opponent	Score	RPI	S	Opponent	Score	RPI	S	Opponent	Score
21	A	Kentucky	49 88					58	H	Belmont	58 65	123	A	UT Martin	67 75
								60	A	Butler	65 86	123	H	UT Martin	76 73
								63	A	Tennessee	77 98	131	A	Morehead St.	71 80
												131	H	Morehead St.	61 83
												154	A	Tennessee Tech	65 74
												160	H	Southern Ill.	59 65
												180	A	Arkansas St.	63 74
												210	A	Jacksonville St.	64 59
												211	A	Illinois	52 84
												235	A	SIUE	54 71
												235	H	SIUE	81 75
												241	A	Southeast Mo. St.	64 59
												241	H	Southeast Mo. St.	82 74
												258	A	Austin Peay	56 59
												258	H	Austin Peay	77 72
												291	A	Eastern Ill.	67 75
												291	H	Eastern Ill.	60 51
												300	H	Alabama A&M	53 59
												302	H	Tennessee St.	61 65
												328	H	Lipscomb	97 61
												329	H	Evansville	81 53
												332	A	Eastern Ky.	76 63
												332	H	Eastern Ky.	81 63
LAST 12 Division I GAMES:															
258	H	Austin Peay	77 72	235	H	SIUE	81 75								
131	A	Morehead St.	71 80	291	H	Eastern Ill.	60 51								
241	H	Southeast Mo. St.	82 74	154	A	Tennessee Tech	65 74								
123	H	UT Martin	76 73	210	A	Jacksonville St.	64 59								
258	A	Austin Peay	56 59	302	H	Tennessee St.	61 65								
332	A	Eastern Ky.	76 63	58	H	Belmont	58 65								

Non-Div I Games: Oakland City 113 55 Bethel (TN) 86 50

Murray St.

Loss, Non-Conf, S Site, H Home A Away N Neutral

Average RPI Win:	296	WON-LOST	WINNING	LAST 10	STRENGTH OF	OPP. STRENGTH	TEAM	ADJ.	CONF.	ADJ CONF.
Average RPI Loss:	149	RECORD	PCT. RANK	GAMES	SCHEDULE	OF SCHEDULE	RPI	RPI	RPI	RPI
DIV. I ONLY	17- 9	94	0- 1	339	318	196	196	32	32	
DIV. I NON-CONF.	2- 9	297	0- 1	282	133	303	303	32	32	
TOTALS	RPI 1-25	RPI 26-50	W-L RECORDS	RPI 51-100	RPI 101-150	RPI 150+				
17- 9	0- 0	0- 0	OVERALL	0- 3	0- 3	17- 3				
7- 3	0- 0	0- 0	HOME	0- 1	0- 2	7- 0				
10- 4	0- 0	0- 0	AWAY	0- 1	0- 0	10- 3				
0- 2	0- 0	0- 0	NEUTRAL	0- 1	0- 1	0- 0				
2- 9	0- 0	0- 0	NON-CONFERENCE	0- 3	0- 3	2- 3				
0- 3	0- 0	0- 0	HOME	0- 1	0- 2	0- 0				
2- 4	0- 0	0- 0	AWAY	0- 1	0- 0	2- 3				
0- 2	0- 0	0- 0	NEUTRAL	0- 1	0- 1	0- 0				
15- 0	0- 0	0- 0	CONFERENCE	0- 0	0- 0	15- 0				
7- 0	0- 0	0- 0	HOME	0- 0	0- 0	7- 0				
8- 0	0- 0	0- 0	AWAY	0- 0	0- 0	8- 0				
0- 0	0- 0	0- 0	NEUTRAL	0- 0	0- 0	0- 0				

RPI S	Opponent	Score	RPI S	Opponent	Score	RPI S	Opponent	Score	RPI S	Opponent	Score	Team's RPI: 196
						57 N	Maine	52 58	125 N	Yale	49 59	
						93 H	VCU	48 54	131 H	Morehead St.	67 72	
						95 A	Virginia	57 67	140 H	Akron	36 49	
									206 A	UMES	51 49	
									206 H	UMES	70 58	
									216 A	Elon	64 73	
									220 A	Howard	63 58	
									222 A	Bethune-Cookman	72 48	
									231 A	ETSU	56 61	
									250 A	Navy	49 72	
									289 A	Norfolk St.	49 44	
									290 A	South Carolina St.	58 44	
									290 H	South Carolina St.	59 52	
									304 H	Morgan St.	62 29	
									305 A	Fla. Atlantic	67 65	
									313 H	Coppin St.	66 42	
									337 A	Delaware St.	67 47	
									337 H	Delaware St.	72 49	
									339 A	N.C. Central	52 49	
									341 A	Western Caro.	69 51	
									346 A	Florida A&M	56 48	
									346 H	Florida A&M	77 53	
									348 H	Savannah St.	73 69	
LAST 12 Division I GAMES:												
			125 N	Yale	49 59	206 H	UMES	70 58				
			346 H	Florida A&M	77 53	337 H	Delaware St.	72 49				
			348 H	Savannah St.	73 69	222 A	Bethune-Cookman	72 48				
			290 H	South Carolina St.	59 52	346 A	Florida A&M	56 48				
			289 A	Norfolk St.	49 44	339 A	N.C. Central	52 49				
			220 A	Howard	63 58	313 H	Coppin St.	66 42				

Non-Div I Games: Winston-Salem 60 56 Johnson C. Smith 50 53

N.C. A&T

Loss, Non-Conf, S Site, H Home A Away N Neutral

Average RPI Win:	324	WON-LOST	WINNING	LAST 10	STRENGTH OF	OPP. STRENGTH	TEAM	ADJ.	CONF.	ADJ CONF.
Average RPI Loss:	222	RECORD	PCT. RANK	GAMES	SCHEDULE	OF SCHEDULE	RPI	RPI	RPI	RPI
DIV. I ONLY	7- 20	295	0- 1	338	347	339	339	32	32	
DIV. I NON-CONF.	2- 10	311	0- 0	284	275	341	341	32	32	
TOTALS	RPI 1-25	RPI 26-50	W-L RECORDS	RPI 51-100	RPI 101-150	RPI 150+				
7- 20	0- 1	0- 0	OVERALL	0- 0	0- 3	7- 16				
5- 9	0- 0	0- 0	HOME	0- 0	0- 1	5- 8				
2- 10	0- 1	0- 0	AWAY	0- 0	0- 2	2- 7				
0- 1	0- 0	0- 0	NEUTRAL	0- 0	0- 0	0- 1				
2- 10	0- 1	0- 0	NON-CONFERENCE	0- 0	0- 3	2- 6				
2- 4	0- 0	0- 0	HOME	0- 0	0- 1	2- 3				
0- 5	0- 1	0- 0	AWAY	0- 0	0- 2	0- 2				
0- 1	0- 0	0- 0	NEUTRAL	0- 0	0- 0	0- 1				
5- 10	0- 0	0- 0	CONFERENCE	0- 0	0- 0	5- 10				
3- 5	0- 0	0- 0	HOME	0- 0	0- 0	3- 5				
2- 5	0- 0	0- 0	AWAY	0- 0	0- 0	2- 5				
0- 0	0- 0	0- 0	NEUTRAL	0- 0	0- 0	0- 0				

RPI 1-25				RPI 26-50				RPI 51-100				RPI 101+ Team's RPI: 339			
RPI	S	Opponent	Score	RPI	S	Opponent	Score	RPI	S	Opponent	Score	RPI	S	Opponent	Score
9	A	Iowa	39 106									116	A	High Point	69 80
												119	H	UNCW	82 89
												133	A	Georgia St.	54 65
												174	H	Coastal Caro.	66 89
												196	H	N.C. A&T	49 52
												206	A	UMES	49 59
												206	H	UMES	61 69
												216	H	Elon	54 83
												220	A	Howard	70 80
												222	A	Bethune-Cookman	54 72
												222	H	Bethune-Cookman	50 67
												233	A	Memphis	56 77
												267	H	Wofford	66 59
												289	A	Norfolk St.	48 62
												290	H	South Carolina St.	60 72
												296	A	Winthrop	41 66
												304	H	Morgan St.	62 65
												307	H	UNC Greensboro	66 57
												310	N	Kennesaw St.	54 78
												313	H	Coppin St.	62 57
												337	A	Delaware St.	61 71
												337	H	Delaware St.	65 64
												340	H	USC Upstate	63 82
												346	A	Florida A&M	64 57
												348	A	Savannah St.	71 67
												348	H	Savannah St.	77 65
LAST 12 Division I GAMES:															
290	H	South Carolina St.	60 72	346	A	Florida A&M	64 57								
348	H	Savannah St.	77 65	222	A	Bethune-Cookman	54 72								
220	A	Howard	70 80	348	A	Savannah St.	71 67								
289	A	Norfolk St.	48 62	196	H	N.C. A&T	49 52								
337	H	Delaware St.	65 64	304	H	Morgan St.	62 65								
206	H	UMES	61 69	313	H	Coppin St.	62 57								

Non-Div I Games: Wilberforce 55 49

N.C. Central

■ Loss,
 ■ Non-Conf,
 ■ S Site,
 ■ Home
 ■ Away
 N Neutral

Average RPI Win: 97		WON-LOST	WINNING	LAST 10	STRENGTH OF	OPP. STRENGTH	TEAM	ADJ.	CONF.	ADJ CONF.
Average RPI Loss: 17		RECORD	PCT. RANK	GAMES	SCHEDULE	OF SCHEDULE	RPI	RPI	RPI	RPI
DIV. I ONLY		25- 4	10	1- 0	20	6	7	7	1	1
DIV. I NON-CONF.		13- 0	1	0- 0	38	48	7	7	1	1
TOTALS		RPI 1-25	RPI 26-50		W-L RECORDS		RPI 51-100	RPI 101-150	RPI 150+	
25- 4		2- 3	3- 1		OVERALL		11- 0	4- 0	5- 0	
15- 2		1- 1	1- 1		HOME		8- 0	2- 0	3- 0	
8- 2		1- 2	1- 0		AWAY		3- 0	2- 0	1- 0	
2- 0		0- 0	1- 0		NEUTRAL		0- 0	0- 0	1- 0	
13- 0		0- 0	2- 0		NON-CONFERENCE		6- 0	0- 0	5- 0	
9- 0		0- 0	1- 0		HOME		5- 0	0- 0	3- 0	
2- 0		0- 0	0- 0		AWAY		1- 0	0- 0	1- 0	
2- 0		0- 0	1- 0		NEUTRAL		0- 0	0- 0	1- 0	
12- 4		2- 3	1- 1		CONFERENCE		5- 0	4- 0	0- 0	
6- 2		1- 1	0- 1		HOME		3- 0	2- 0	0- 0	
6- 2		1- 2	1- 0		AWAY		2- 0	2- 0	0- 0	
0- 0		0- 0	0- 0		NEUTRAL		0- 0	0- 0	0- 0	

RPI S	Opponent	Score	RPI S	Opponent	Score	RPI S	Opponent	Score	RPI S	Opponent	Score
1	H Notre Dame	72 95	39	A North Carolina	74 69	54	A Georgia Tech	68 60	121	H Pittsburgh	63 34
3	A Louisville	62 92	39	H North Carolina	51 64	56	H Clemson	54 51	124	A Boston College	85 69
10	A Syracuse	77 73	41	N Michigan St.	78 74	57	H Maine	84 46	143	A Wake Forest	59 50
18	H Miami (FL)	70 68	43	H Michigan	66 55	58	H Belmont	77 62	143	H Wake Forest	80 46
23	A Florida St.	70 75				62	H Virginia Tech	70 61	151	H Davidson	75 45
						73	A Georgetown	76 65	169	A Chattanooga	78 58
						79	H Duke	63 51	193	H Vanderbilt	74 54
						85	H Radford	75 58	207	H Hampton	83 51
						90	H Kent St.	78 61	215	N George Washington	69 61
						95	A Virginia	66 38			
						96	H Old Dominion	85 56			
LAST 12 Division I GAMES:											
18	H Miami (FL)	70 68	23	A Florida St.	70 75						
3	A Louisville	62 92	39	H North Carolina	51 64						
39	A North Carolina	74 69	143	A Wake Forest	59 50						
143	H Wake Forest	80 46	54	A Georgia Tech	68 60						
1	H Notre Dame	72 95	56	H Clemson	54 51						
10	A Syracuse	77 73	62	H Virginia Tech	70 61						

Non-Div I Games:

NC State

■ Loss,
 ■ Non-Conf, S Site,
 ■ Home
 ■ Away
 N Neutral

Average RPI Win:	318	WON-LOST	WINNING	LAST 10	STRENGTH OF	OPP. STRENGTH	TEAM	ADJ.	CONF.	ADJ CONF.
Average RPI Loss:	193	RECORD	PCT. RANK	GAMES	SCHEDULE	OF SCHEDULE	RPI	RPI	RPI	RPI
DIV. I ONLY	6- 23	315	0- 1	289	304	330	330	24	24	
DIV. I NON-CONF.	3- 10	278	0- 0	285	342	316	316	26	26	
TOTALS	RPI 1-25	RPI 26-50	W-L RECORDS	RPI 51-100	RPI 101-150	RPI 150+				
6- 23	0- 0	0- 0	OVERALL	0- 5	0- 1	6- 17				
3- 10	0- 0	0- 0	HOME	0- 2	0- 1	3- 7				
3- 13	0- 0	0- 0	AWAY	0- 3	0- 0	3- 10				
0- 0	0- 0	0- 0	NEUTRAL	0- 0	0- 0	0- 0				
3- 10	0- 0	0- 0	NON-CONFERENCE	0- 3	0- 1	3- 6				
1- 4	0- 0	0- 0	HOME	0- 1	0- 1	1- 2				
2- 6	0- 0	0- 0	AWAY	0- 2	0- 0	2- 4				
0- 0	0- 0	0- 0	NEUTRAL	0- 0	0- 0	0- 0				
3- 13	0- 0	0- 0	CONFERENCE	0- 2	0- 0	3- 11				
2- 6	0- 0	0- 0	HOME	0- 1	0- 0	2- 5				
1- 7	0- 0	0- 0	AWAY	0- 1	0- 0	1- 6				
0- 0	0- 0	0- 0	NEUTRAL	0- 0	0- 0	0- 0				

RPI S	Opponent	Score	RPI S	Opponent	Score	RPI S	Opponent	Score	RPI S	Opponent	Score	Team's RPI: 330
						59	A FGCU	42 61	110	H Hartford	53 84	
						59	H FGCU	35 67	171	A Rider	46 67	
						61	A Penn	42 85	182	A North Ala.	60 72	
						71	A West Virginia	50 95	182	H North Ala.	54 77	
						90	H Kent St.	40 57	189	A Stetson	48 74	
									189	H Stetson	47 56	
									191	A Liberty	47 58	
									191	H Liberty	39 58	
									220	A Howard	57 77	
									227	A Jacksonville	55 69	
									227	H Jacksonville	56 61	
									241	H Southeast Mo. St.	58 68	
									251	A North Florida	46 54	
									251	H North Florida	59 78	
									253	A Colgate	71 53	
									278	H Vermont	63 71	
									310	A Kennesaw St.	47 70	
									310	H Kennesaw St.	66 60	
									328	A Lipscomb	69 53	
									328	H Lipscomb	80 67	
									341	H Western Caro.	79 71	
									343	A Fairleigh Dickinson	43 64	
									344	A Saint Peter's	57 70	
									349	A LIU Brooklyn	72 51	
LAST 12 Division I GAMES:												
251	A	North Florida	46	54	59	A	FGCU	42	61			
191	H	Liberty	39	58	310	A	Kennesaw St.	47	70			
328	A	Lipscomb	69	53	191	A	Liberty	47	58			
227	A	Jacksonville	55	69	59	H	FGCU	35	67			
189	H	Stetson	47	56	182	H	North Ala.	54	77			
251	H	North Florida	59	78	189	A	Stetson	48	74			

Non-Div I Games:

NJIT

■ Loss,
 ■ Non-Conf,
 ■ S Site,
 ■ Home
 ■ A Away
 N Neutral

Navy

Through Games Of March 5, 2019

Average RPI Win:	244	WON-LOST	WINNING	LAST 10	STRENGTH OF	OPP. STRENGTH	TEAM	ADJ.	CONF.	ADJ CONF.
Average RPI Loss:	175	RECORD	PCT. RANK	GAMES	SCHEDULE	OF SCHEDULE	RPI	RPI	RPI	RPI
DIV. I ONLY	9- 17	258	0- 1	174	280	250	250	18	18	
DIV. I NON-CONF.	4- 5	190	0- 0	134	332	177	177	21	21	
TOTALS	RPI 1-25	RPI 26-50	W-L RECORDS	RPI 51-100	RPI 101-150	RPI 150+				
9- 17	0- 0	0- 2	OVERALL	0- 2	0- 5	9- 8				
5- 8	0- 0	0- 1	HOME	0- 2	0- 3	5- 2				
4- 9	0- 0	0- 1	AWAY	0- 0	0- 2	4- 6				
0- 0	0- 0	0- 0	NEUTRAL	0- 0	0- 0	0- 0				
4- 5	0- 0	0- 0	NON-CONFERENCE	0- 1	0- 1	4- 3				
2- 2	0- 0	0- 0	HOME	0- 1	0- 1	2- 0				
2- 3	0- 0	0- 0	AWAY	0- 0	0- 0	2- 3				
0- 0	0- 0	0- 0	NEUTRAL	0- 0	0- 0	0- 0				
5- 12	0- 0	0- 2	CONFERENCE	0- 1	0- 4	5- 5				
3- 6	0- 0	0- 1	HOME	0- 1	0- 2	3- 2				
2- 6	0- 0	0- 1	AWAY	0- 0	0- 2	2- 3				
0- 0	0- 0	0- 0	NEUTRAL	0- 0	0- 0	0- 0				

RPI 1-25				RPI 26-50				RPI 51-100				RPI 101+				Team's RPI: 250	
RPI	S	Opponent	Score	RPI	S	Opponent	Score	RPI	S	Opponent	Score	RPI	S	Opponent	Score		
				40	A	Bucknell	48 90	61	H	Penn	61 65	126	H	Marist	48 72		
				40	H	Bucknell	43 77	78	H	American	45 58	139	A	Lehigh	55 66		
												139	H	Lehigh	38 56		
												148	A	Boston U.	55 66		
												148	H	Boston U.	35 49		
												171	A	Rider	66 60		
												172	A	Colorado	43 59		
												184	A	Holy Cross	44 47		
												184	H	Holy Cross	54 47		
												196	H	N.C. A&T	72 49		
												229	H	Saint Joseph's	49 48		
												230	A	Monmouth	67 68		
												253	A	Colgate	62 49		
												253	H	Colgate	67 52		
												284	A	Army West Point	52 55		
												284	H	Army West Point	48 60		
												287	A	Loyola Maryland	58 46		
												287	H	Loyola Maryland	50 55		
												289	A	Norfolk St.	58 65		
												294	A	Air Force	54 47		
												325	A	Lafayette	42 55		
												325	H	Lafayette	65 53		
LAST 12 Division I GAMES:																	
				287	H	Loyola Maryland	50 55	253	H	Colgate	67 52						
				40	A	Bucknell	48 90	139	A	Lehigh	55 66						
				148	A	Boston U.	55 66	40	H	Bucknell	43 77						
				325	H	Lafayette	65 53	148	H	Boston U.	35 49						
				284	H	Army West Point	48 60	325	A	Lafayette	42 55						
				184	A	Holy Cross	44 47	284	A	Army West Point	52 55						

Non-Div I Games: Catholic 81 36

Navy

■ Loss,
 ■ Non-Conf,
 ■ S Site,
 ■ H Home
 ■ A Away
 N Neutral

Average RPI Win: 138		WON-LOST	WINNING	LAST 10	STRENGTH OF	OPP. STRENGTH	TEAM	ADJ.	CONF.	ADJ CONF.
Average RPI Loss: 57		RECORD	PCT. RANK	GAMES	SCHEDULE	OF SCHEDULE	RPI	RPI	RPI	RPI
DIV. I ONLY		14- 15	179	1- 0	22	35	83	83	4	4
DIV. I NON-CONF.		5- 6	177	0- 0	100	23	146	146	6	6
TOTALS		RPI 1-25	RPI 26-50		W-L RECORDS		RPI 51-100	RPI 101-150	RPI 150+	
14- 15	0- 8	2- 2		OVERALL		5- 2	2- 1		5- 2	
8- 6	0- 4	2- 1		HOME		2- 0	0- 1		4- 0	
5- 9	0- 4	0- 1		AWAY		2- 2	2- 0		1- 2	
1- 0	0- 0	0- 0		NEUTRAL		1- 0	0- 0		0- 0	
5- 6	0- 3	0- 0		NON-CONFERENCE		1- 2	0- 0		4- 1	
4- 1	0- 1	0- 0		HOME		0- 0	0- 0		4- 0	
0- 5	0- 2	0- 0		AWAY		0- 2	0- 0		0- 1	
1- 0	0- 0	0- 0		NEUTRAL		1- 0	0- 0		0- 0	
9- 9	0- 5	2- 2		CONFERENCE		4- 0	2- 1		1- 1	
4- 5	0- 3	2- 1		HOME		2- 0	0- 1		0- 0	
5- 4	0- 2	0- 1		AWAY		2- 0	2- 0		1- 1	
0- 0	0- 0	0- 0		NEUTRAL		0- 0	0- 0		0- 0	

RPI	S	Opponent	Score	RPI	S	Opponent	Score	RPI	S	Opponent	Score	RPI	S	Opponent	Score
3	A	Louisville	68 85	41	H	Michigan St.	82 71	85	N	Radford	77 39	108	A	Northwestern	71 64
9	A	Iowa	71 77	43	A	Michigan	61 67	86	A	Ohio St.	78 69	108	H	Northwestern	54 58
9	H	Iowa	58 74	43	H	Michigan	70 56	88	A	Purdue	84 64	134	A	Penn St.	79 74
14	A	Maryland	63 89	49	H	Indiana	78 82	88	H	Purdue	67 61	152	A	Washington St.	84 87
14	H	Maryland	63 81					94	A	Arkansas	80 84	157	H	Denver	96 71
18	A	Miami (FL)	68 82					97	H	Minnesota	63 57	159	H	Kansas	58 52
22	H	Drake	77 83					99	A	Creighton	65 74	190	A	Wisconsin	69 70
25	H	Rutgers	56 62									211	A	Illinois	77 67
												299	H	San Jose St.	96 63
												340	H	USC Upstate	87 64
LAST 12 Division I GAMES:															
134	A	Penn St.	79 74	43	A	Michigan	61 67								
9	H	Iowa	58 74	49	H	Indiana	78 82								
108	A	Northwestern	71 64	88	A	Purdue	84 64								
41	H	Michigan St.	82 71	190	A	Wisconsin	69 70								
14	A	Maryland	63 89	108	H	Northwestern	54 58								
88	H	Purdue	67 61	97	H	Minnesota	63 57								

Non-Div I Games:

Nebraska

Nevada

Through Games Of March 5, 2019

Average RPI Win:	252	WON-LOST	WINNING	LAST 10	STRENGTH OF	OPP. STRENGTH	TEAM	ADJ.	CONF.	ADJ CONF.
Average RPI Loss:	118	RECORD	PCT. RANK	GAMES	SCHEDULE	OF SCHEDULE	RPI	RPI	RPI	RPI
DIV. I ONLY	10- 17	247	0- 1	185	119	244	244	15	15	
DIV. I NON-CONF.	3- 7	256	0- 1	245	93	285	285	12	12	
TOTALS	RPI 1-25	RPI 26-50	W-L RECORDS	RPI 51-100	RPI 101-150	RPI 150+				
10- 17	0- 0	0- 3	OVERALL	0- 5	1- 3	9- 6				
6- 9	0- 0	0- 2	HOME	0- 3	0- 2	6- 2				
4- 6	0- 0	0- 1	AWAY	0- 1	1- 0	3- 4				
0- 2	0- 0	0- 0	NEUTRAL	0- 1	0- 1	0- 0				
3- 7	0- 0	0- 1	NON-CONFERENCE	0- 2	0- 2	3- 2				
2- 4	0- 0	0- 1	HOME	0- 1	0- 1	2- 1				
1- 1	0- 0	0- 0	AWAY	0- 0	0- 0	1- 1				
0- 2	0- 0	0- 0	NEUTRAL	0- 1	0- 1	0- 0				
7- 10	0- 0	0- 2	CONFERENCE	0- 3	1- 1	6- 4				
4- 5	0- 0	0- 1	HOME	0- 2	0- 1	4- 1				
3- 5	0- 0	0- 1	AWAY	0- 1	1- 0	2- 3				
0- 0	0- 0	0- 0	NEUTRAL	0- 0	0- 0	0- 0				

RPI S	Opponent	Score	RPI S	Opponent	Score	RPI S	Opponent	Score	RPI S	Opponent	Score	Team's RPI: 244
42	H Southern California	51 72	52	A New Mexico	74 85	105	N Northern Ill.	69 98				
47	A Boise St.	65 80	52	H New Mexico	64 66	111	A Fresno St.	57 41				
47	H Boise St.	74 75	64	H Wyoming	51 55	111	H Fresno St.	63 79				
			76	H Utah	52 74	146	H Texas Tech	67 86				
			81	N UC Davis	68 84	163	A Santa Clara	48 56				
						172	H Colorado	52 65				
						176	A Utah St.	76 79				
						176	H Utah St.	59 71				
						194	A UNLV	58 67				
						194	H UNLV	70 62				
						234	H San Diego St.	74 69				
						236	H Hawaii	79 78				
						270	A Colorado St.	62 38				
						270	H Colorado St.	68 57				
						271	A Long Beach St.	76 67				
						294	A Air Force	74 79				
						294	H Air Force	79 54				
						299	A San Jose St.	52 49				
						345	H Seattle U	67 54				
LAST 12 Division I GAMES:												
105	N Northern Ill.	69 98	64	H Wyoming	51 55							
294	H Air Force	79 54	52	A New Mexico	74 85							
176	H Utah St.	59 71	270	H Colorado St.	68 57							
194	A UNLV	58 67	47	A Boise St.	65 80							
111	A Fresno St.	57 41	194	H UNLV	70 62							
234	H San Diego St.	74 69	270	A Colorado St.	62 38							

Non-Div I Games: Stanislaus St. 75 52

Nevada

Loss, Non-Conf, S Site, H Home A Away N Neutral

New Hampshire

Through Games Of March 5, 2019

Average RPI Win:	274	WON-LOST	WINNING	LAST 10	STRENGTH OF	OPP. STRENGTH	TEAM	ADJ.	CONF.	ADJ CONF.
Average RPI Loss:	190	RECORD	PCT. RANK	GAMES	SCHEDULE	OF SCHEDULE	RPI	RPI	RPI	RPI
DIV. I ONLY	5- 23	327	0- 1	235	285	321	321	23	23	
DIV. I NON-CONF.	2- 10	311	0- 0	216	299	327	327	25	25	
TOTALS	RPI 1-25	RPI 26-50	W-L RECORDS	RPI 51-100	RPI 101-150	RPI 150+				
5- 23	0- 0	0- 0	OVERALL	0- 4	0- 7	5- 12				
3- 10	0- 0	0- 0	HOME	0- 2	0- 2	3- 6				
2- 13	0- 0	0- 0	AWAY	0- 2	0- 5	2- 6				
0- 0	0- 0	0- 0	NEUTRAL	0- 0	0- 0	0- 0				
2- 10	0- 0	0- 0	NON-CONFERENCE	0- 2	0- 3	2- 5				
2- 3	0- 0	0- 0	HOME	0- 1	0- 0	2- 2				
0- 7	0- 0	0- 0	AWAY	0- 1	0- 3	0- 3				
0- 0	0- 0	0- 0	NEUTRAL	0- 0	0- 0	0- 0				
3- 13	0- 0	0- 0	CONFERENCE	0- 2	0- 4	3- 7				
1- 7	0- 0	0- 0	HOME	0- 1	0- 2	1- 4				
2- 6	0- 0	0- 0	AWAY	0- 1	0- 2	2- 3				
0- 0	0- 0	0- 0	NEUTRAL	0- 0	0- 0	0- 0				

RPI S	Opponent	Score	RPI S	Opponent	Score	RPI S	Opponent	Score	RPI S	Opponent	Score	Team's RPI: 321
						55	H Princeton	42 90	109	A Northeastern	54 69	
						57	A Maine	46 67	110	A Hartford	49 56	
						57	H Maine	45 69	110	H Hartford	48 66	
						97	A Minnesota	47 70	127	A South Fla.	36 79	
									137	A Stony Brook	37 67	
									137	H Stony Brook	63 82	
									148	A Boston U.	39 60	
									184	H Holy Cross	74 62	
									192	H Sacred Heart	60 71	
									197	H Dartmouth	42 62	
									245	A Albany (NY)	41 59	
									245	H Albany (NY)	53 78	
									247	A Binghamton	54 53	
									247	H Binghamton	62 71	
									278	A Vermont	60 69	
									278	H Vermont	50 51	
									285	A Brown	70 76	
									298	H Bryant	79 74	
									309	A UMBC	62 64	
									309	H UMBC	47 55	
									320	A UMass Lowell	56 53	
									320	H UMass Lowell	54 46	
									322	A Central Conn. St.	47 56	
									324	A North Dakota St.	51 56	
LAST 12 Division I GAMES:												
309	H	UMBC	47	55	320	H	UMass Lowell	54	46			
245	H	Albany (NY)	53	78	57	H	Maine	45	69			
110	A	Hartford	49	56	245	A	Albany (NY)	41	59			
137	A	Stony Brook	37	67	309	A	UMBC	62	64			
278	H	Vermont	50	51	110	H	Hartford	48	66			
247	A	Binghamton	54	53	278	A	Vermont	60	69			

Non-Div I Games: U New England 68 44

New Hampshire

Loss, Non-Conf, S Site, H Home A Away N Neutral

Average RPI Win:	197	WON-LOST	WINNING	LAST 10	STRENGTH OF	OPP. STRENGTH	TEAM	ADJ.	CONF.	ADJ CONF.
Average RPI Loss:	127	RECORD	PCT. RANK	GAMES	SCHEDULE	OF SCHEDULE	RPI	RPI	RPI	RPI
DIV. I ONLY	23- 5	19	1- 0	180	142	52	52	15	15	
DIV. I NON-CONF.	10- 1	17	1- 0	67	188	23	23	12	12	
TOTALS	RPI 1-25	RPI 26-50	W-L RECORDS	RPI 51-100	RPI 101-150	RPI 150+				
23- 5	0- 0	0- 2	OVERALL	3- 0	5- 1	15- 2				
15- 1	0- 0	0- 1	HOME	1- 0	4- 0	10- 0				
8- 4	0- 0	0- 1	AWAY	2- 0	1- 1	5- 2				
0- 0	0- 0	0- 0	NEUTRAL	0- 0	0- 0	0- 0				
10- 1	0- 0	0- 1	NON-CONFERENCE	2- 0	4- 0	4- 0				
7- 1	0- 0	0- 1	HOME	1- 0	3- 0	3- 0				
3- 0	0- 0	0- 0	AWAY	1- 0	1- 0	1- 0				
0- 0	0- 0	0- 0	NEUTRAL	0- 0	0- 0	0- 0				
13- 4	0- 0	0- 1	CONFERENCE	1- 0	1- 1	11- 2				
8- 0	0- 0	0- 0	HOME	0- 0	1- 0	7- 0				
5- 4	0- 0	0- 1	AWAY	1- 0	0- 1	4- 2				
0- 0	0- 0	0- 0	NEUTRAL	0- 0	0- 0	0- 0				

RPI S	Opponent	Score	RPI S	Opponent	Score	RPI S	Opponent	Score	RPI S	Opponent	Score
47	A Boise St.	66 70	48	H Auburn	76 79	64	A Wyoming	78 75	110	H Hartford	72 65
						74	H SFA	74 33	111	A Fresno St.	70 77
						98	A Houston	89 84	111	H Fresno St.	82 73
									144	A New Mexico St.	75 50
									144	H New Mexico St.	83 58
									145	H Oklahoma	84 80
									162	H Texas St.	82 51
									176	A Utah St.	68 64
									176	H Utah St.	74 56
									194	A UNLV	57 66
									194	H UNLV	80 77
									234	A San Diego St.	59 61
									234	H San Diego St.	70 62
									242	A Northern Ariz.	84 55
									244	A Nevada	66 64
									244	H Nevada	85 74
									255	H Sacramento St.	85 53
									270	A Colorado St.	79 56
									270	H Colorado St.	70 58
									276	H UTEP	69 51
									294	H Air Force	78 57
									299	A San Jose St.	79 60
									299	H San Jose St.	110 72
LAST 12 Division I GAMES:											
74	H SFA	74 33	176	H Utah St.	74 56						
110	H Hartford	72 65	111	A Fresno St.	70 77						
48	H Auburn	76 79	299	A San Jose St.	79 60						
47	A Boise St.	66 70	244	H Nevada	85 74						
270	A Colorado St.	79 56	234	A San Diego St.	59 61						
299	H San Jose St.	110 72	111	H Fresno St.	82 73						

Non-Div I Games:

New Mexico

■ Loss,
 ■ Non-Conf, S Site,
 ■ Home
 ■ Away
 N Neutral

New Mexico St.

Through Games Of March 5, 2019

Average RPI Win:	279	WON-LOST	WINNING	LAST 10	STRENGTH OF	OPP. STRENGTH	TEAM	ADJ.	CONF.	ADJ CONF.
Average RPI Loss:	140	RECORD	PCT. RANK	GAMES	SCHEDULE	OF SCHEDULE	RPI	RPI	RPI	RPI
DIV. I ONLY	20- 6	39	1- 0	325	333	144	144	30	30	
DIV. I NON-CONF.	6- 5	143	1- 0	173	310	153	153	30	30	
TOTALS	RPI 1-25	RPI 26-50	W-L RECORDS	RPI 51-100	RPI 101-150	RPI 150+				
20- 6	0- 0	0- 0	OVERALL	0- 2	0- 3	20- 1				
9- 2	0- 0	0- 0	HOME	0- 1	0- 1	9- 0				
10- 3	0- 0	0- 0	AWAY	0- 1	0- 1	10- 1				
1- 1	0- 0	0- 0	NEUTRAL	0- 0	0- 1	1- 0				
6- 5	0- 0	0- 0	NON-CONFERENCE	0- 2	0- 3	6- 0				
1- 2	0- 0	0- 0	HOME	0- 1	0- 1	1- 0				
4- 2	0- 0	0- 0	AWAY	0- 1	0- 1	4- 0				
1- 1	0- 0	0- 0	NEUTRAL	0- 0	0- 1	1- 0				
14- 1	0- 0	0- 0	CONFERENCE	0- 0	0- 0	14- 1				
8- 0	0- 0	0- 0	HOME	0- 0	0- 0	8- 0				
6- 1	0- 0	0- 0	AWAY	0- 0	0- 0	6- 1				
0- 0	0- 0	0- 0	NEUTRAL	0- 0	0- 0	0- 0				

RPI 1-25				RPI 26-50				RPI 51-100				RPI 101+ Team's RPI: 144			
RPI	S	Opponent	Score	RPI	S	Opponent	Score	RPI	S	Opponent	Score	RPI	S	Opponent	Score
								52	A	New Mexico	58 83	104	N	South Alabama	67 68
								52	H	New Mexico	50 75	147	A	UC Riverside	64 65
												150	H	Abilene Christian	46 58
												157	H	Denver	66 64
												225	A	UTRGV	70 67
												225	H	UTRGV	71 63
												232	H	California Baptist	76 69
												237	A	UMKC	90 86
												237	H	UMKC	68 61
												256	A	A&M-Corpus Christi	67 65
												265	A	CSU Bakersfield	61 59
												265	H	CSU Bakersfield	61 48
												272	A	Western Mich.	66 54
												276	A	UTEP	69 65
												277	A	Utah Valley	72 63
												277	H	Utah Valley	58 52
												295	A	UC Santa Barbara	81 73
												335	A	Grand Canyon	51 54
												335	H	Grand Canyon	81 52
												345	A	Seattle U	83 72
												345	H	Seattle U	75 55
												350	A	Chicago St.	87 66
												350	H	Chicago St.	77 54
												351	N	Alcorn	82 64
LAST 12 Division I GAMES:															
				351	N	Alcorn	82 64					335	H	Grand Canyon	81 52
				350	H	Chicago St.	77 54					265	H	CSU Bakersfield	61 48
				237	H	UMKC	68 61					350	A	Chicago St.	87 66
				225	A	UTRGV	70 67					237	A	UMKC	90 86
				345	A	Seattle U	83 72					225	H	UTRGV	71 63
				277	A	Utah Valley	72 63					277	H	Utah Valley	58 52

Non-Div I Games: Tex. Permian Basin 70 38 Northern N.M. 101 51

New Mexico St.

Loss, Non-Conf, S Site, H Home A Away N Neutral

Average RPI Win:	297	WON-LOST	WINNING	LAST 10	STRENGTH OF	OPP. STRENGTH	TEAM	ADJ.	CONF.	ADJ CONF.
Average RPI Loss:	176	RECORD	PCT. RANK	GAMES	SCHEDULE	OF SCHEDULE	RPI	RPI	RPI	RPI
DIV. I ONLY	8- 15	257	0- 0	318	257	288	288	25	25	
DIV. I NON-CONF.	1- 5	311	0- 0	186	50	253	253	23	23	
TOTALS	RPI 1-25	RPI 26-50	W-L RECORDS	RPI 51-100	RPI 101-150	RPI 150+				
8- 15	0- 1	0- 2	OVERALL	0- 1	0- 2	8- 9				
4- 5	0- 0	0- 1	HOME	0- 0	0- 1	4- 3				
4- 10	0- 1	0- 1	AWAY	0- 1	0- 1	4- 6				
0- 0	0- 0	0- 0	NEUTRAL	0- 0	0- 0	0- 0				
1- 5	0- 1	0- 1	NON-CONFERENCE	0- 0	0- 1	1- 2				
0- 1	0- 0	0- 0	HOME	0- 0	0- 0	0- 1				
1- 4	0- 1	0- 1	AWAY	0- 0	0- 1	1- 1				
0- 0	0- 0	0- 0	NEUTRAL	0- 0	0- 0	0- 0				
7- 10	0- 0	0- 1	CONFERENCE	0- 1	0- 1	7- 7				
4- 4	0- 0	0- 1	HOME	0- 0	0- 1	4- 2				
3- 6	0- 0	0- 0	AWAY	0- 1	0- 0	3- 5				
0- 0	0- 0	0- 0	NEUTRAL	0- 0	0- 0	0- 0				

RPI S	Opponent	Score	RPI S	Opponent	Score	RPI S	Opponent	Score	RPI S	Opponent	Score	Team's RPI: 288
18	A Miami (FL)	38 78	30	A Rice	56 67	74	A SFA	38 97	121	A Pittsburgh	38 90	
			50	H Lamar University	57 79				150	H Abilene Christian	52 59	
									166	A Nicholls St.	58 66	
									166	H Nicholls St.	62 76	
									183	A Sam Houston St.	62 86	
									200	A Xavier	45 61	
									233	A Memphis	66 59	
									256	A A&M-Corpus Christi	51 57	
									256	H A&M-Corpus Christi	56 54	
									275	H Central Ark.	60 62	
									301	A Incarnate Word	69 81	
									301	H Incarnate Word	58 55	
									303	H La.-Monroe	44 57	
									314	A Southeastern La.	61 58	
									316	A McNeese	64 60	
									316	H McNeese	88 76	
									318	A Northwestern St.	67 62	
									318	H Northwestern St.	84 73	
									342	A Houston Baptist	74 83	
LAST 12 Division I GAMES:												
166	A Nicholls St.	58 66	318	H Northwestern St.	84 73							
183	A Sam Houston St.	62 86	301	H Incarnate Word	58 55							
316	A McNeese	64 60	318	A Northwestern St.	67 62							
314	A Southeastern La.	61 58	301	A Incarnate Word	69 81							
256	H A&M-Corpus Christi	56 54	275	H Central Ark.	60 62							
166	H Nicholls St.	62 76	256	A A&M-Corpus Christi	51 57							

Non-Div I Games: Dillard 68 59 Centenary (LA) 104 42 Trinity Baptist 93 38

New Orleans

Loss, Non-Conf, S Site, H Home A Away N Neutral

Niagara

Through Games Of March 5, 2019

Average RPI Win:	299	WON-LOST	WINNING	LAST 10	STRENGTH OF	OPP. STRENGTH	TEAM	ADJ.	CONF.	ADJ CONF.
Average RPI Loss:	154	RECORD	PCT. RANK	GAMES	SCHEDULE	OF SCHEDULE	RPI	RPI	RPI	RPI
DIV. I ONLY	12- 18	231	1- 0	259	244	264	264	26	26	
DIV. I NON-CONF.	4- 8	241	1- 0	184	129	248	248	27	27	
TOTALS	RPI 1-25	RPI 26-50	W-L RECORDS	RPI 51-100	RPI 101-150	RPI 150+				
12- 18	0- 2	0- 3	OVERALL	0- 1	0- 3	12- 9				
8- 6	0- 0	0- 1	HOME	0- 0	0- 1	8- 4				
3- 11	0- 2	0- 2	AWAY	0- 1	0- 1	3- 5				
1- 1	0- 0	0- 0	NEUTRAL	0- 0	0- 1	1- 0				
4- 8	0- 2	0- 1	NON-CONFERENCE	0- 1	0- 1	4- 3				
3- 2	0- 0	0- 0	HOME	0- 0	0- 0	3- 2				
0- 5	0- 2	0- 1	AWAY	0- 1	0- 0	0- 1				
1- 1	0- 0	0- 0	NEUTRAL	0- 0	0- 1	1- 0				
8- 10	0- 0	0- 2	CONFERENCE	0- 0	0- 2	8- 6				
5- 4	0- 0	0- 1	HOME	0- 0	0- 1	5- 2				
3- 6	0- 0	0- 1	AWAY	0- 0	0- 1	3- 4				
0- 0	0- 0	0- 0	NEUTRAL	0- 0	0- 0	0- 0				

RPI 1-25					RPI 26-50					RPI 51-100					RPI 101+					Team's RPI: 264
RPI	S	Opponent	Score		RPI	S	Opponent	Score		RPI	S	Opponent	Score		RPI	S	Opponent	Score		
10	A	Syracuse	45	94	32	A	Buffalo	61	88	71	A	West Virginia	32	84	125	N	Yale	64	67	
11	A	Iowa St.	35	95	45	A	Quinnipiac	42	62						126	A	Marist	69	82	
					45	H	Quinnipiac	55	96						126	H	Marist	58	87	
															171	H	Rider	64	79	
															220	H	Howard	61	68	
															229	A	Saint Joseph's	54	68	
															230	A	Monmouth	54	76	
															230	H	Monmouth	81	88	
															247	H	Binghamton	79	72	
															253	H	Colgate	74	69	
															261	H	St. Bonaventure	48	76	
															266	A	Siena	61	67	
															274	A	Manhattan	58	54	
															274	H	Manhattan	61	51	
															279	A	Canisius	51	52	
															279	H	Canisius	74	52	
															297	A	Fairfield	54	55	
															297	H	Fairfield	71	68	
															304	N	Morgan St.	67	57	
															313	H	Coppin St.	71	69	
															327	A	Iona	58	46	
															327	H	Iona	72	53	
															344	A	Saint Peter's	75	66	
															344	H	Saint Peter's	81	57	
LAST 12 Division I GAMES:																				
304	N	Morgan St.	67	57	266	A	Siena	61	67											
125	N	Yale	64	67	279	H	Canisius	74	52											
126	A	Marist	69	82	297	A	Fairfield	54	55											
279	A	Canisius	51	52	45	A	Quinnipiac	42	62											
171	H	Rider	64	79	327	H	Iona	72	53											
230	H	Monmouth	81	88	344	H	Saint Peter's	81	57											

Non-Div I Games:

Niagara

Loss, Non-Conf, S Site, H Home A Away N Neutral

Average RPI Win: 288		WON-LOST	WINNING	LAST 10	STRENGTH OF	OPP. STRENGTH	TEAM	ADJ.	CONF.	ADJ CONF.
Average RPI Loss: 118		RECORD	PCT. RANK	GAMES	SCHEDULE	OF SCHEDULE	RPI	RPI	RPI	RPI
DIV. I ONLY		16- 10	112	0- 1	312	247	166	166	25	25
DIV. I NON-CONF.		4- 6	212	0- 1	195	97	163	163	23	23
TOTALS		RPI 1-25	RPI 26-50	W-L RECORDS	RPI 51-100	RPI 101-150	RPI 150+			
16- 10	0- 1		0- 2	OVERALL	0- 2	0- 2	16- 3			
8- 1	0- 0		0- 0	HOME	0- 0	0- 0	8- 1			
7- 8	0- 1		0- 2	AWAY	0- 2	0- 1	7- 2			
1- 1	0- 0		0- 0	NEUTRAL	0- 0	0- 1	1- 0			
4- 6	0- 1		0- 1	NON-CONFERENCE	0- 1	0- 1	4- 2			
1- 0	0- 0		0- 0	HOME	0- 0	0- 0	1- 0			
2- 5	0- 1		0- 1	AWAY	0- 1	0- 0	2- 2			
1- 1	0- 0		0- 0	NEUTRAL	0- 0	0- 1	1- 0			
12- 4	0- 0		0- 1	CONFERENCE	0- 1	0- 1	12- 1			
7- 1	0- 0		0- 0	HOME	0- 0	0- 0	7- 1			
5- 3	0- 0		0- 1	AWAY	0- 1	0- 1	5- 0			
0- 0	0- 0		0- 0	NEUTRAL	0- 0	0- 0	0- 0			

RPI 1-25				RPI 26-50				RPI 51-100				RPI 101+ Team's RPI: 166			
RPI	S	Opponent	Score	RPI	S	Opponent	Score	RPI	S	Opponent	Score	RPI	S	Opponent	Score
2	A	Baylor	39 100	48	A	Auburn	59 80	70	A	LSU	44 76	138	N	Delaware	56 71
				50	A	Lamar University	65 78	74	A	SFA	62 70	150	A	Abilene Christian	66 76
												162	A	Texas St.	67 72
												165	A	Tulane	46 71
												183	H	Sam Houston St.	84 81
												205	N	Texas Southern	58 57
												256	H	A&M-Corpus Christi	85 55
												275	A	Central Ark.	64 60
												275	H	Central Ark.	68 52
												276	A	UTEP	58 56
												288	A	New Orleans	76 62
												288	H	New Orleans	66 58
												301	H	Incarnate Word	86 62
												303	A	La.-Monroe	55 54
												314	A	Southeastern La.	73 66
												316	A	McNeese	78 55
												316	H	McNeese	68 69
												318	H	Northwestern St.	97 86
												326	H	Mississippi Val.	72 47
												342	A	Houston Baptist	58 55
												342	H	Houston Baptist	77 54
LAST 12 Division I GAMES:															
138	N	Delaware	56 71	342	A	Houston Baptist	58 55								
162	A	Texas St.	67 72	150	A	Abilene Christian	66 76								
288	H	New Orleans	66 58	288	A	New Orleans	76 62								
316	A	McNeese	78 55	314	A	Southeastern La.	73 66								
275	H	Central Ark.	68 52	50	A	Lamar University	65 78								
183	H	Sam Houston St.	84 81	256	H	A&M-Corpus Christi	85 55								

Non-Div I Games:	Southern-N.O.	86	49	William Carey	86	45
------------------	---------------	----	----	---------------	----	----

Nicholls St.

Loss, Non-Conf, S Site, H Home A Away N Neutral

Average RPI Win:	302	WON-LOST	WINNING	LAST 10	STRENGTH OF	OPP. STRENGTH	TEAM	ADJ.	CONF.	ADJ CONF.
Average RPI Loss:	204	RECORD	PCT. RANK	GAMES	SCHEDULE	OF SCHEDULE	RPI	RPI	RPI	RPI
DIV. I ONLY	12- 14	199	1- 0	347	314	289	289	32	32	
DIV. I NON-CONF.	3- 8	267	1- 0	281	167	299	299	32	32	
TOTALS	RPI 1-25	RPI 26-50	W-L RECORDS	RPI 51-100	RPI 101-150	RPI 150+				
12- 14	0- 0	0- 0	OVERALL	0- 1	0- 3	12- 10				
6- 5	0- 0	0- 0	HOME	0- 0	0- 0	6- 5				
5- 9	0- 0	0- 0	AWAY	0- 1	0- 3	5- 5				
1- 0	0- 0	0- 0	NEUTRAL	0- 0	0- 0	1- 0				
3- 8	0- 0	0- 0	NON-CONFERENCE	0- 1	0- 3	3- 4				
2- 2	0- 0	0- 0	HOME	0- 0	0- 0	2- 2				
0- 6	0- 0	0- 0	AWAY	0- 1	0- 3	0- 2				
1- 0	0- 0	0- 0	NEUTRAL	0- 0	0- 0	1- 0				
9- 6	0- 0	0- 0	CONFERENCE	0- 0	0- 0	9- 6				
4- 3	0- 0	0- 0	HOME	0- 0	0- 0	4- 3				
5- 3	0- 0	0- 0	AWAY	0- 0	0- 0	5- 3				
0- 0	0- 0	0- 0	NEUTRAL	0- 0	0- 0	0- 0				

RPI 1-25				RPI 26-50				RPI 51-100				RPI 101+ Team's RPI: 289					
RPI	S	Opponent	Score	RPI	S	Opponent	Score	RPI	S	Opponent	Score	RPI	S	Opponent	Score		
								96	A	Old Dominion	53	69	116	A	High Point	51	83
													139	A	Lehigh	41	62
													143	A	Wake Forest	61	63
													158	H	William & Mary	44	55
													191	N	Liberty	66	53
													196	H	N.C. A&T	44	49
													206	H	UMES	43	59
													209	H	Campbell	49	57
													219	A	Ole Miss	42	60
													220	A	Howard	70	74
													222	A	Bethune-Cookman	58	65
													222	H	Bethune-Cookman	57	50
													250	H	Navy	65	58
													281	A	La Salle	52	62
													290	A	South Carolina St.	57	50
													304	A	Morgan St.	64	49
													313	A	Coppin St.	68	63
													313	H	Coppin St.	51	54
													337	A	Delaware St.	56	59
													337	H	Delaware St.	63	50
													338	H	Longwood	74	42
													339	H	N.C. Central	62	48
													346	A	Florida A&M	69	45
													346	H	Florida A&M	60	58
													348	A	Savannah St.	78	42
LAST 12 Division I GAMES:																	

Non-Div I Games: Cheyney 93 40 Saint Augustine's 71 38

Norfolk St.

■ Loss,
 ■ Non-Conf,
 ■ S Site,
 ■ Home
 ■ A Away
 N Neutral

Average RPI Win:	276	WON-LOST	WINNING	LAST 10	STRENGTH OF	OPP. STRENGTH	TEAM	ADJ.	CONF.	ADJ CONF.
Average RPI Loss:	171	RECORD	PCT. RANK	GAMES	SCHEDULE	OF SCHEDULE	RPI	RPI	RPI	RPI
DIV. I ONLY	15- 7	77	0- 0	346	256	182	182	24	24	
DIV. I NON-CONF.	5- 1	37	0- 0	351	221	187	187	26	26	
TOTALS	RPI 1-25	RPI 26-50	W-L RECORDS	RPI 51-100	RPI 101-150	RPI 150+				
15- 7	0- 0	0- 0	OVERALL	0- 2	0- 0	15- 5				
7- 2	0- 0	0- 0	HOME	0- 1	0- 0	7- 1				
6- 5	0- 0	0- 0	AWAY	0- 1	0- 0	6- 4				
2- 0	0- 0	0- 0	NEUTRAL	0- 0	0- 0	2- 0				
5- 1	0- 0	0- 0	NON-CONFERENCE	0- 0	0- 0	5- 1				
1- 0	0- 0	0- 0	HOME	0- 0	0- 0	1- 0				
2- 1	0- 0	0- 0	AWAY	0- 0	0- 0	2- 1				
2- 0	0- 0	0- 0	NEUTRAL	0- 0	0- 0	2- 0				
10- 6	0- 0	0- 0	CONFERENCE	0- 2	0- 0	10- 4				
6- 2	0- 0	0- 0	HOME	0- 1	0- 0	6- 1				
4- 4	0- 0	0- 0	AWAY	0- 1	0- 0	4- 3				
0- 0	0- 0	0- 0	NEUTRAL	0- 0	0- 0	0- 0				

RPI S	Opponent	Score	RPI S	Opponent	Score	RPI S	Opponent	Score	RPI S	Opponent	Score	Team's RPI: 182
						59	A FGCU	51 76	189	A Stetson	59 69	
						59	H FGCU	52 68	189	H Stetson	71 55	
									191	A Liberty	48 61	
									191	H Liberty	57 61	
									193	A Vanderbilt	74 71	
									200	A Xavier	81 94	
									227	A Jacksonville	62 59	
									227	H Jacksonville	68 59	
									241	N Southeast Mo. St.	80 67	
									251	A North Florida	70 64	
									251	H North Florida	77 62	
									262	H Alabama St.	68 42	
									310	A Kennesaw St.	72 74	
									310	H Kennesaw St.	80 55	
									326	A Mississippi Val.	86 72	
									328	A Lipscomb	81 60	
									328	H Lipscomb	71 50	
									330	A NJIT	77 54	
									330	H NJIT	72 60	
									341	N Western Caro.	89 66	
LAST 12 Division I GAMES:												
191	A	Liberty	48	61	251	H	North Florida	77	62			
328	H	Lipscomb	71	50	59	A	FGCU	51	76			
227	H	Jacksonville	68	59	328	A	Lipscomb	81	60			
189	A	Stetson	59	69	330	A	NJIT	77	54			
310	A	Kennesaw St.	72	74	310	H	Kennesaw St.	80	55			
191	H	Liberty	57	61	189	H	Stetson	71	55			

Non-Div I Games: Stillman 99 43 Martin Methodist 79 48 Lane 98 57 Blue Mountain (MS) 70 42 North Ala.

North Carolina

Through Games Of March 5, 2019

Average RPI Win:	105	WON-LOST	WINNING	LAST 10	STRENGTH OF	OPP. STRENGTH	TEAM	ADJ.	CONF.	ADJ CONF.
Average RPI Loss:	56	RECORD	PCT. RANK	GAMES	SCHEDULE	OF SCHEDULE	RPI	RPI	RPI	RPI
DIV. I ONLY	17- 13	138	0- 1	10	12	39	39	1	1	
DIV. I NON-CONF.	9- 5	104	0- 0	36	65	48	48	1	1	
TOTALS	RPI 1-25	RPI 26-50	W-L RECORDS	RPI 51-100	RPI 101-150	RPI 150+				
17- 13	2- 6	2- 1	OVERALL	6- 4	4- 1	3- 1				
10- 4	1- 2	0- 0	HOME	4- 2	3- 0	2- 0				
4- 7	1- 3	0- 0	AWAY	2- 2	0- 1	1- 1				
3- 2	0- 1	2- 1	NEUTRAL	0- 0	1- 0	0- 0				
9- 5	0- 1	2- 1	NON-CONFERENCE	2- 2	2- 0	3- 1				
5- 1	0- 0	0- 0	HOME	2- 1	1- 0	2- 0				
1- 2	0- 0	0- 0	AWAY	0- 1	0- 0	1- 1				
3- 2	0- 1	2- 1	NEUTRAL	0- 0	1- 0	0- 0				
8- 8	2- 5	0- 0	CONFERENCE	4- 2	2- 1	0- 0				
5- 3	1- 2	0- 0	HOME	2- 1	2- 0	0- 0				
3- 5	1- 3	0- 0	AWAY	2- 1	0- 1	0- 0				
0- 0	0- 0	0- 0	NEUTRAL	0- 0	0- 0	0- 0				

RPI S	Opponent	Score	RPI S	Opponent	Score	RPI S	Opponent	Score	RPI S	Opponent	Score
1	H Notre Dame	78 73	30	N Rice	71 50	54	H Georgia Tech	91 90	119	H UNCW	82 55
3	A Louisville	66 73	33	N UCLA	83 49	56	A Clemson	70 64	121	A Pittsburgh	78 91
7	A NC State	64 51	48	N Auburn	81 86	57	H Maine	73 85	124	H Boston College	93 78
7	H NC State	69 74				62	A Virginia Tech	81 69	127	N South Fla.	71 69
10	A Syracuse	77 90				79	A Duke	44 62	143	H Wake Forest	84 61
18	A Miami (FL)	68 76				79	H Duke	69 85	172	A Colorado	74 86
21	N Kentucky	75 85				86	A Ohio St.	69 76	216	A Elon	100 69
23	H Florida St.	63 64				90	H Kent St.	73 60	220	H Howard	85 63
						93	H VCU	59 47	307	H UNC Greensboro	83 62
						95	H Virginia	70 53			
LAST 12 Division I GAMES:											
79	A Duke	44 62	79	H Duke	69 85						
7	H NC State	69 74	7	A NC State	64 51						
124	H Boston College	93 78	54	H Georgia Tech	91 90						
95	H Virginia	70 53	1	H Notre Dame	78 73						
121	A Pittsburgh	78 91	62	A Virginia Tech	81 69						
56	A Clemson	70 64	18	A Miami (FL)	68 76						

Non-Div I Games:

North Carolina

Loss, Non-Conf, S Site, H Home A Away N Neutral

North Dakota

Through Games Of March 5, 2019

Average RPI Win:	283	WON-LOST	WINNING	LAST 10	STRENGTH OF	OPP. STRENGTH	TEAM	ADJ.	CONF.	ADJ CONF.
Average RPI Loss:	135	RECORD	PCT. RANK	GAMES	SCHEDULE	OF SCHEDULE	RPI	RPI	RPI	RPI
DIV. I ONLY	10- 18	254	0- 1	233	173	238	238	19	19	
DIV. I NON-CONF.	4- 8	241	0- 0	226	102	200	200	19	19	
TOTALS	RPI 1-25	RPI 26-50	W-L RECORDS	RPI 51-100	RPI 101-150	RPI 150+				
10- 18	0- 2	0- 4	OVERALL	0- 1	0- 1	10- 10				
3- 6	0- 0	0- 2	HOME	0- 0	0- 0	3- 4				
5- 12	0- 2	0- 2	AWAY	0- 1	0- 1	5- 6				
2- 0	0- 0	0- 0	NEUTRAL	0- 0	0- 0	2- 0				
4- 8	0- 2	0- 0	NON-CONFERENCE	0- 1	0- 1	4- 4				
0- 1	0- 0	0- 0	HOME	0- 0	0- 0	0- 1				
2- 7	0- 2	0- 0	AWAY	0- 1	0- 1	2- 3				
2- 0	0- 0	0- 0	NEUTRAL	0- 0	0- 0	2- 0				
6- 10	0- 0	0- 4	CONFERENCE	0- 0	0- 0	6- 6				
3- 5	0- 0	0- 2	HOME	0- 0	0- 0	3- 3				
3- 5	0- 0	0- 2	AWAY	0- 0	0- 0	3- 3				
0- 0	0- 0	0- 0	NEUTRAL	0- 0	0- 0	0- 0				

RPI 1-25			RPI 26-50			RPI 51-100			RPI 101+ Team's RPI: 238		
RPI	S	Opponent	Score	RPI	S	Opponent	Score	RPI	S	Opponent	Score
10	A	Syracuse	49 85	29	A	South Dakota St.	58 81	87	A	UNI	60 64
11	A	Iowa St.	35 87	29	H	South Dakota St.	48 66	134	A	Penn St.	68 75
				36	A	South Dakota	54 87	157	A	Denver	66 87
				36	H	South Dakota	50 80	157	H	Denver	91 92
								161	A	Illinois St.	55 67
								170	A	Oral Roberts	75 67
								170	H	Oral Roberts	58 80
								189	A	Stetson	63 74
								195	H	Milwaukee	46 64
								201	A	Massachusetts	59 52
								228	A	Western Ill.	90 111
								228	H	Western Ill.	80 92
								252	N	San Francisco	100 97
								257	A	Rhode Island	63 77
								272	N	Western Mich.	62 50
								311	A	Valparaiso	62 56
								317	A	Omaha	69 68
								317	H	Omaha	68 57
								324	A	North Dakota St.	57 69
								324	H	North Dakota St.	70 58
								334	A	Purdue Fort Wayne	74 58
								334	H	Purdue Fort Wayne	79 60
LAST 12 Division I GAMES:											
36	A	South Dakota	54 87	317	A	Omaha	69 68				
334	A	Purdue Fort Wayne	74 58	228	A	Western Ill.	90 111				
157	H	Denver	91 92	36	H	South Dakota	50 80				
170	H	Oral Roberts	58 80	324	A	North Dakota St.	57 69				
29	A	South Dakota St.	58 81	29	H	South Dakota St.	48 66				
324	H	North Dakota St.	70 58	228	H	Western Ill.	80 92				

Non-Div I Games: Mayville St. 84 50

North Dakota

Loss, Non-Conf, S Site, H Home A Away N Neutral

North Dakota St.				Through Games of March 9, 1919						
Average RPI Win:	292	WON-LOST	WINNING	LAST 10	STRENGTH OF	OPP. STRENGTH	TEAM	ADJ.	CONF.	ADJ CONF.
Average RPI Loss:	164	RECORD	PCT. RANK	GAMES	SCHEDULE	OF SCHEDULE	RPI	RPI	RPI	RPI
DIV. I ONLY	6- 21	306	0- 1	282	200	324	324	19	19	
DIV. I NON-CONF.	2- 9	297	0- 0	306	184	332	332	19	19	

TOTALS	RPI 1-25	RPI 26-50		W-L RECORDS		RPI 51-100	RPI 101-150	RPI 150+		
6- 21	0- 0	0- 4		OVERALL		0- 2	0- 1	6- 14		
5- 7	0- 0	0- 2		HOME		0- 1	0- 0	5- 4		
1- 12	0- 0	0- 2		AWAY		0- 1	0- 1	1- 8		
0- 2	0- 0	0- 0		NEUTRAL		0- 0	0- 0	0- 2		
2- 9	0- 0	0- 0		NON-CONFERENCE		0- 2	0- 1	2- 6		
1- 3	0- 0	0- 0		HOME		0- 1	0- 0	1- 2		
1- 4	0- 0	0- 0		AWAY		0- 1	0- 1	1- 2		
0- 2	0- 0	0- 0		NEUTRAL		0- 0	0- 0	0- 2		
4- 12	0- 0	0- 4		CONFERENCE		0- 0	0- 0	4- 8		
4- 4	0- 0	0- 2		HOME		0- 0	0- 0	4- 2		
0- 8	0- 0	0- 2		AWAY		0- 0	0- 0	0- 6		
0- 0	0- 0	0- 0		NEUTRAL		0- 0	0- 0	0- 0		

RPI 1-25				RPI 26-50				RPI 51-100				RPI 101+				Team's RPI: 324	
RPI	S	Opponent	Score	RPI	S	Opponent	Score	RPI	S	Opponent	Score	RPI	S	Opponent	Score		
				29	A	South Dakota St.	33 86	92	A	Pacific	68 75	105	A	Northern Ill.	63 81		
				29	H	South Dakota St.	48 88	99	H	Creighton	51 86	157	A	Denver	54 81		
				36	A	South Dakota	57 76					157	H	Denver	67 87		
				36	H	South Dakota	41 67					170	A	Oral Roberts	72 101		
												170	H	Oral Roberts	54 65		
												178	N	North Texas	78 92		
												189	A	Stetson	59 60		
												190	A	Wisconsin	53 64		
												195	H	Milwaukee	55 57		
												228	A	Western Ill.	70 82		
												228	H	Western Ill.	68 60		
												237	H	UMKC	59 69		
												238	A	North Dakota	58 70		
												238	H	North Dakota	69 57		
												252	N	San Francisco	42 75		
												311	A	Valparaiso	51 48		
												317	A	Omaha	61 78		
												317	H	Omaha	55 48		
												321	H	New Hampshire	56 51		
												334	A	Purdue Fort Wayne	46 66		
												334	H	Purdue Fort Wayne	70 54		
LAST 12 Division I GAMES:																	
				334	A	Purdue Fort Wayne	46 66	238	A	North Dakota	58 70						
				36	A	South Dakota	57 76	228	A	Western Ill.	70 82						
				317	H	Omaha	55 48	170	A	Oral Roberts	72 101						
				29	H	South Dakota St.	48 88	29	A	South Dakota St.	33 86						
				170	H	Oral Roberts	54 65	238	H	North Dakota	69 57						
				157	H	Denver	67 87	157	A	Denver	54 81						

Non-Div I Games:	Mayville St.	49	43
------------------	--------------	----	----

North Dakota St.

Loss, Non-Conf, S Site, H Home A Away N Neutral

North Florida

Through Games Of March 5, 2019

Average RPI Win:	288	WON-LOST	WINNING	LAST 10	STRENGTH OF	OPP. STRENGTH	TEAM	ADJ.	CONF.	ADJ CONF.
Average RPI Loss:	170	RECORD	PCT. RANK	GAMES	SCHEDULE	OF SCHEDULE	RPI	RPI	RPI	RPI
DIV. I ONLY	12- 13	191	1- 0	317	267	251	251	24	24	
DIV. I NON-CONF.	3- 6	241	0- 0	320	243	323	323	26	26	
TOTALS	RPI 1-25	RPI 26-50	W-L RECORDS	RPI 51-100	RPI 101-150	RPI 150+				
12- 13	0- 1	0- 1	OVERALL	0- 2	0- 0	12- 9				
8- 4	0- 0	0- 0	HOME	0- 1	0- 0	8- 3				
4- 9	0- 1	0- 1	AWAY	0- 1	0- 0	4- 6				
0- 0	0- 0	0- 0	NEUTRAL	0- 0	0- 0	0- 0				
3- 6	0- 1	0- 1	NON-CONFERENCE	0- 0	0- 0	3- 4				
3- 1	0- 0	0- 0	HOME	0- 0	0- 0	3- 1				
0- 5	0- 1	0- 1	AWAY	0- 0	0- 0	0- 3				
0- 0	0- 0	0- 0	NEUTRAL	0- 0	0- 0	0- 0				
9- 7	0- 0	0- 0	CONFERENCE	0- 2	0- 0	9- 5				
5- 3	0- 0	0- 0	HOME	0- 1	0- 0	5- 2				
4- 4	0- 0	0- 0	AWAY	0- 1	0- 0	4- 3				
0- 0	0- 0	0- 0	NEUTRAL	0- 0	0- 0	0- 0				

RPI 1-25				RPI 26-50				RPI 51-100				RPI 101+ Team's RPI: 251			
RPI	S	Opponent	Score	RPI	S	Opponent	Score	RPI	S	Opponent	Score	RPI	S	Opponent	Score
23	A	Florida St.	53 74	49	A	Indiana	52 75	59	A	FGCU	48 80	182	A	North Ala.	62 77
								59	H	FGCU	66 105	182	H	North Ala.	64 70
												189	A	Stetson	75 62
												189	H	Stetson	71 57
												191	A	Liberty	53 69
												191	H	Liberty	66 54
												219	A	Ole Miss	69 82
												222	A	Bethune-Cookman	60 76
												227	A	Jacksonville	63 75
												227	H	Jacksonville	72 80
												270	A	Colorado St.	59 61
												292	H	Charleston So.	82 76
												300	H	Alabama A&M	62 63
												310	A	Kennesaw St.	71 60
												310	H	Kennesaw St.	74 66
												315	H	FIU	62 53
												328	A	Lipscomb	68 53
												328	H	Lipscomb	72 66
												330	A	NJIT	78 59
												330	H	NJIT	54 46
												346	H	Florida A&M	64 53
LAST 12 Division I GAMES:															
330	H	NJIT	54 46	182	A	North Ala.	62 77								
189	A	Stetson	75 62	328	H	Lipscomb	72 66								
191	H	Liberty	66 54	310	A	Kennesaw St.	71 60								
227	A	Jacksonville	63 75	59	A	FGCU	48 80								
330	A	NJIT	78 59	227	H	Jacksonville	72 80								
310	H	Kennesaw St.	74 66	191	A	Liberty	53 69								

Non-Div I Games: Warner 67 36 Trinity Baptist 99 40

North Florida

Loss, Non-Conf, S Site, H Home A Away N Neutral

North Texas

Through Games Of March 5, 2019

Average RPI Win:	225	WON-LOST	WINNING	LAST 10	STRENGTH OF	OPP. STRENGTH	TEAM	ADJ.	CONF.	ADJ CONF.
Average RPI Loss:	112	RECORD	PCT. RANK	GAMES	SCHEDULE	OF SCHEDULE	RPI	RPI	RPI	RPI
DIV. I ONLY	11- 13	203	0- 1	123	133	178	178	14	14	
DIV. I NON-CONF.	4- 5	190	0- 0	188	141	221	221	17	17	
TOTALS	RPI 1-25	RPI 26-50	W-L RECORDS	RPI 51-100	RPI 101-150	RPI 150+				
11- 13	0- 0	0- 4	OVERALL	1- 3	2- 2	8- 4				
7- 6	0- 0	0- 2	HOME	1- 1	1- 1	5- 2				
3- 6	0- 0	0- 2	AWAY	0- 1	1- 1	2- 2				
1- 1	0- 0	0- 0	NEUTRAL	0- 1	0- 0	1- 0				
4- 5	0- 0	0- 2	NON-CONFERENCE	1- 1	0- 0	3- 2				
3- 2	0- 0	0- 1	HOME	1- 0	0- 0	2- 1				
0- 2	0- 0	0- 1	AWAY	0- 0	0- 0	0- 1				
1- 1	0- 0	0- 0	NEUTRAL	0- 1	0- 0	1- 0				
7- 8	0- 0	0- 2	CONFERENCE	0- 2	2- 2	5- 2				
4- 4	0- 0	0- 1	HOME	0- 1	1- 1	3- 1				
3- 4	0- 0	0- 1	AWAY	0- 1	1- 1	2- 1				
0- 0	0- 0	0- 0	NEUTRAL	0- 0	0- 0	0- 0				

RPI 1-25				RPI 26-50				RPI 51-100				RPI 101+				Team's RPI: 178
RPI	S	Opponent	Score	RPI	S	Opponent	Score	RPI	S	Opponent	Score	RPI	S	Opponent	Score	
				27	H	Texas	54 64	64	N	Wyoming	49 53	101	A	UAB	60 70	
				30	A	Rice	52 64	65	H	Missouri St.	83 76	114	A	Western Ky.	76 67	
				30	H	Rice	47 59	66	A	Middle Tenn.	46 61	114	H	Western Ky.	66 71	
				35	A	Kansas St.	42 60	96	H	Old Dominion	71 72	115	H	Charlotte	68 63	
												168	A	Louisiana Tech	65 54	
												176	H	Utah St.	41 57	
												185	A	Southern Miss.	62 48	
												199	A	Marshall	55 67	
												214	A	SMU	66 73	
												265	H	CSU Bakersfield	71 59	
												276	H	UTEP	70 51	
												305	H	Fla. Atlantic	82 62	
												306	H	UTSA	54 57	
												315	H	FIU	75 50	
												324	N	North Dakota St.	92 78	
												342	H	Houston Baptist	100 75	
LAST 12 Division I GAMES:																
				114	H	Western Ky.	66 71	115	H	Charlotte	68 63					
				30	H	Rice	47 59	96	H	Old Dominion	71 72					
				315	H	FIU	75 50	66	A	Middle Tenn.	46 61					
				305	H	Fla. Atlantic	82 62	101	A	UAB	60 70					
				114	A	Western Ky.	76 67	30	A	Rice	52 64					
				199	A	Marshall	55 67	306	H	UTSA	54 57					

Non-Div I Games: Mid-Amer. Christian82 35 Xavier (LA) 59 46 Okla. Panhandle 93 52

North Texas

Loss, Non-Conf, S Site, H Home A Away N Neutral

Northeastern

Through Games Of March 5, 2019

Average RPI Win:	189	WON-LOST	WINNING	LAST 10	STRENGTH OF	OPP. STRENGTH	TEAM	ADJ.	CONF.	ADJ CONF.
Average RPI Loss:	117	RECORD	PCT. RANK	GAMES	SCHEDULE	OF SCHEDULE	RPI	RPI	RPI	RPI
DIV. I ONLY	17- 10	101	1- 0	120	140	109	109	10	10	
DIV. I NON-CONF.	10- 1	17	0- 0	161	217	30	30	10	10	
TOTALS	RPI 1-25	RPI 26-50	W-L RECORDS	RPI 51-100	RPI 101-150	RPI 150+				
17- 10	0- 0	0- 2	OVERALL	1- 2	7- 4	9- 2				
12- 3	0- 0	0- 1	HOME	1- 1	5- 0	6- 1				
5- 7	0- 0	0- 1	AWAY	0- 1	2- 4	3- 1				
0- 0	0- 0	0- 0	NEUTRAL	0- 0	0- 0	0- 0				
10- 1	0- 0	0- 0	NON-CONFERENCE	1- 0	4- 1	5- 0				
6- 0	0- 0	0- 0	HOME	1- 0	2- 0	3- 0				
4- 1	0- 0	0- 0	AWAY	0- 0	2- 1	2- 0				
0- 0	0- 0	0- 0	NEUTRAL	0- 0	0- 0	0- 0				
7- 9	0- 0	0- 2	CONFERENCE	0- 2	3- 3	4- 2				
6- 3	0- 0	0- 1	HOME	0- 1	3- 0	3- 1				
1- 6	0- 0	0- 1	AWAY	0- 1	0- 3	1- 1				
0- 0	0- 0	0- 0	NEUTRAL	0- 0	0- 0	0- 0				

RPI S	Opponent	Score	RPI S	Opponent	Score	RPI S	Opponent	Score	RPI S	Opponent	Score	Team's RPI: 109
31	A James Madison	49 84	31	H James Madison	51 58	57	H Maine	63 55	102	H Fordham	58 54	
						80	A Drexel	45 76	113	A Towson	83 88	
						80	H Drexel	59 61	113	H Towson	77 68	
									119	A UNCW	70 83	
									119	H UNCW	83 54	
									120	A Dayton	84 79	
									122	A Providence	65 59	
									126	A Marist	84 90	
									138	A Delaware	63 77	
									138	H Delaware	75 62	
									148	H Boston U.	81 51	
									158	H William & Mary	88 74	
									201	H Massachusetts	53 52	
									216	H Elon	79 71	
									218	A Florida	79 66	
									226	A Hofstra	61 78	
									226	H Hofstra	62 63	
									293	A Col. of Charleston	87 56	
									293	H Col. of Charleston	81 69	
									294	H Air Force	54 41	
									297	A Fairfield	59 50	
									321	H New Hampshire	69 54	
LAST 12 Division I GAMES:												
293	H Col. of Charleston	81 69	31	H James Madison	51 58							
119	H UNCW	83 54	119	A UNCW	70 83							
226	H Hofstra	62 63	293	A Col. of Charleston	87 56							
80	A Drexel	45 76	226	A Hofstra	61 78							
138	A Delaware	63 77	138	H Delaware	75 62							
113	H Towson	77 68	80	H Drexel	59 61							

Non-Div I Games:

Northeastern

■ Loss,
 ■ Non-Conf, S Site,
 ■ Home
 ■ Away
 N Neutral

Average RPI Win:	219	WON-LOST	WINNING	LAST 10	STRENGTH OF	OPP. STRENGTH	TEAM	ADJ.	CONF.	ADJ CONF.
Average RPI Loss:	155	RECORD	PCT. RANK	GAMES	SCHEDULE	OF SCHEDULE	RPI	RPI	RPI	RPI
DIV. I ONLY	11- 17	234	0- 1	251	137	242	242	16	16	
DIV. I NON-CONF.	4- 5	190	0- 1	257	99	205	205	13	13	
TOTALS	RPI 1-25	RPI 26-50	W-L RECORDS	RPI 51-100	RPI 101-150	RPI 150+				
11- 17	0- 0	0- 0	OVERALL	1- 4	3- 5	7- 8				
6- 6	0- 0	0- 0	HOME	0- 2	2- 2	4- 2				
5- 10	0- 0	0- 0	AWAY	1- 2	1- 3	3- 5				
0- 1	0- 0	0- 0	NEUTRAL	0- 0	0- 0	0- 1				
4- 5	0- 0	0- 0	NON-CONFERENCE	1- 2	1- 0	2- 3				
2- 1	0- 0	0- 0	HOME	0- 1	1- 0	1- 0				
2- 3	0- 0	0- 0	AWAY	1- 1	0- 0	1- 2				
0- 1	0- 0	0- 0	NEUTRAL	0- 0	0- 0	0- 1				
7- 12	0- 0	0- 0	CONFERENCE	0- 2	2- 5	5- 5				
4- 5	0- 0	0- 0	HOME	0- 1	1- 2	3- 2				
3- 7	0- 0	0- 0	AWAY	0- 1	1- 3	2- 3				
0- 0	0- 0	0- 0	NEUTRAL	0- 0	0- 0	0- 0				

RPI S	Opponent	Score	RPI S	Opponent	Score	RPI S	Opponent	Score	RPI S	Opponent	Score	Team's RPI: 242
						52	H New Mexico	55 84	107	A Northern Colo.	53 63	
						67	A Idaho	72 90	111	H Fresno St.	86 73	
						67	H Idaho	69 86	112	A Idaho St.	81 77	
						89	A Arizona	47 71	112	H Idaho St.	69 80	
						100	A Loyola Marymount	63 62	132	A Portland St.	55 72	
									132	H Portland St.	59 74	
									142	A Montana St.	70 80	
									142	H Montana St.	76 72	
									164	A Washington	59 81	
									179	A Eastern Wash.	76 81	
									179	H Eastern Wash.	62 64	
									188	A Montana	62 78	
									188	H Montana	82 65	
									214	N SMU	48 55	
									232	H California Baptist	91 88	
									255	A Sacramento St.	61 65	
									255	H Sacramento St.	71 69	
									270	A Colorado St.	54 65	
									283	A Southern Utah	78 69	
									283	H Southern Utah	76 82	
									319	A Weber St.	75 64	
									319	H Weber St.	74 64	
									345	A Seattle U	65 58	
LAST 12 Division I GAMES:												
			214	N SMU	48 55		132	H Portland St.	59 74			
			188	H Montana	82 65		319	A Weber St.	75 64			
			142	H Montana St.	76 72		112	A Idaho St.	81 77			
			179	A Eastern Wash.	76 81		179	H Eastern Wash.	62 64			
			67	A Idaho	72 90		67	H Idaho	69 86			
			255	H Sacramento St.	71 69		283	A Southern Utah	78 69			

Non-Div I Games:

Northern Ariz.

■ Loss,
■ Non-Conf,
■ S Site,
■ Home
■ A Away
N Neutral

Average RPI Win:	190	WON-LOST	WINNING	LAST 10	STRENGTH OF	OPP. STRENGTH	TEAM	ADJ.	CONF.	ADJ CONF.
Average RPI Loss:	168	RECORD	PCT. RANK	GAMES	SCHEDULE	OF SCHEDULE	RPI	RPI	RPI	RPI
DIV. I ONLY	19- 8	63	1- 0	228	123	107	107	16	16	
DIV. I NON-CONF.	5- 4	139	0- 0	290	39	157	157	13	13	
TOTALS	RPI 1-25	RPI 26-50	W-L RECORDS	RPI 51-100	RPI 101-150	RPI 150+				
19- 8	0- 0	0- 1	OVERALL	2- 1	4- 2	13- 4				
9- 3	0- 0	0- 0	HOME	1- 0	2- 1	6- 2				
10- 5	0- 0	0- 1	AWAY	1- 1	2- 1	7- 2				
0- 0	0- 0	0- 0	NEUTRAL	0- 0	0- 0	0- 0				
5- 4	0- 0	0- 1	NON-CONFERENCE	0- 1	0- 0	5- 2				
3- 0	0- 0	0- 0	HOME	0- 0	0- 0	3- 0				
2- 4	0- 0	0- 1	AWAY	0- 1	0- 0	2- 2				
0- 0	0- 0	0- 0	NEUTRAL	0- 0	0- 0	0- 0				
14- 4	0- 0	0- 0	CONFERENCE	2- 0	4- 2	8- 2				
6- 3	0- 0	0- 0	HOME	1- 0	2- 1	3- 2				
8- 1	0- 0	0- 0	AWAY	1- 0	2- 1	5- 0				
0- 0	0- 0	0- 0	NEUTRAL	0- 0	0- 0	0- 0				

RPI S	Opponent	Score	RPI S	Opponent	Score	RPI S	Opponent	Score	RPI S	Opponent	Score	Team's RPI: 107
34	A BYU	50 70	67	A Idaho	86 72	112	A Idaho St.	61 59				
			67	H Idaho	77 72	112	H Idaho St.	60 56				
			70	A LSU	57 62	132	A Portland St.	66 85				
						132	H Portland St.	79 63				
						142	A Montana St.	84 73				
						142	H Montana St.	66 79				
						157	H Denver	74 66				
						169	H Chattanooga	68 65				
						172	A Colorado	69 77				
						179	A Eastern Wash.	67 62				
						179	H Eastern Wash.	72 76				
						188	A Montana	73 62				
						188	H Montana	79 61				
						214	H SMU	58 57				
						242	H Northern Ariz.	63 53				
						252	A San Francisco	68 63				
						255	A Sacramento St.	71 61				
						255	H Sacramento St.	82 69				
						270	A Colorado St.	53 47				
						283	A Southern Utah	71 44				
						294	A Air Force	57 69				
						319	A Weber St.	75 61				
						319	H Weber St.	54 55				
LAST 12 Division I GAMES:												
319	A Weber St.	75 61	132	A Portland St.	66 85							
112	A Idaho St.	61 59	142	A Montana St.	84 73							
188	H Montana	79 61	242	H Northern Ariz.	63 53							
67	H Idaho	77 72	283	A Southern Utah	71 44							
179	H Eastern Wash.	72 76	112	H Idaho St.	60 56							
255	A Sacramento St.	71 61	319	H Weber St.	54 55							

Non-Div I Games:

Northern Colo.

■ Loss,
 ■ Non-Conf, S Site,
 ■ Home
 ■ Away
 N Neutral

NORTHSHORE HAWAII				THROUGH GAMES OF MARCH 9, 2019						
Average RPI Win:	209	WON-LOST	WINNING	LAST 10	STRENGTH OF	OPP. STRENGTH	TEAM	ADJ.	CONF.	ADJ CONF.
Average RPI Loss:	68	RECORD	PCT. RANK	GAMES	SCHEDULE	OF SCHEDULE	RPI	RPI	RPI	RPI
DIV. I ONLY	17- 11	115	1- 0	119	99	105	105	8	8	
DIV. I NON-CONF.	8- 4	91	1- 0	286	156	145	145	9	9	

TOTALS	RPI 1-25		RPI 26-50		W-L RECORDS		RPI 51-100		RPI 101-150	RPI 150+
17- 11	0- 1		1- 6		OVERALL		2- 2		2- 0	12- 2
12- 2	0- 0		1- 2		HOME		2- 0		2- 0	7- 0
3- 9	0- 1		0- 4		AWAY		0- 2		0- 0	3- 2
2- 0	0- 0		0- 0		NEUTRAL		0- 0		0- 0	2- 0
8- 4	0- 1		0- 1		NON-CONFERENCE		1- 0		1- 0	6- 2
6- 0	0- 0		0- 0		HOME		1- 0		1- 0	4- 0
0- 4	0- 1		0- 1		AWAY		0- 0		0- 0	0- 2
2- 0	0- 0		0- 0		NEUTRAL		0- 0		0- 0	2- 0
9- 7	0- 0		1- 5		CONFERENCE		1- 2		1- 0	6- 0
6- 2	0- 0		1- 2		HOME		1- 0		1- 0	3- 0
3- 5	0- 0		0- 3		AWAY		0- 2		0- 0	3- 0
0- 0	0- 0		0- 0		NEUTRAL		0- 0		0- 0	0- 0

RPI 1-25				RPI 26-50				RPI 51-100				RPI 101+				Team's RPI: 105	
RPI	S	Opponent	Score	RPI	S	Opponent	Score	RPI	S	Opponent	Score	RPI	S	Opponent	Score		
11	A	Iowa St.	60 70	26	A	Central Mich.	52 76	82	A	Toledo	53 64	125	H	Yale	89 80		
				26	H	Central Mich.	66 89	82	H	Toledo	54 52	140	H	Akron	70 59		
				32	A	Buffalo	64 93	87	H	UNI	70 59	160	A	Southern Ill.	73 82		
				37	H	Ohio	53 69	90	A	Kent St.	78 87	188	A	Montana	70 86		
				46	A	Miami (OH)	45 70					208	A	Eastern Mich.	68 65		
				46	H	Miami (OH)	82 71					208	H	Eastern Mich.	70 60		
				49	A	Indiana	73 91					221	A	Bowling Green	66 52		
												221	H	Bowling Green	88 47		
												223	A	Ball St.	93 83		
												228	N	Western Ill.	86 61		
												244	N	Nevada	98 69		
												272	H	Western Mich.	77 64		
												285	H	Brown	109 102		
												291	H	Eastern Ill.	78 59		
												324	H	North Dakota St.	81 63		
												350	H	Chicago St.	114 52		
LAST 12 Division I GAMES:																	
				244	N	Nevada	98 69	82	H	Toledo	54 52						
				87	H	UNI	70 59	46	A	Miami (OH)	45 70						
				11	A	Iowa St.	60 70	223	A	Ball St.	93 83						
				82	A	Toledo	53 64	221	H	Bowling Green	88 47						
				208	H	Eastern Mich.	70 60	208	A	Eastern Mich.	68 65						
				26	A	Central Mich.	52 76	272	H	Western Mich.	77 64						

Non-Div I Games:

Northern Ill.

Loss, Non-Conf, S Site, H Home A Away N Neutral

Northern Ky.

Through Games Of March 5, 2019

Average RPI Win:	268	WON-LOST	WINNING	LAST 10	STRENGTH OF	OPP. STRENGTH	TEAM	ADJ.	CONF.	ADJ CONF.
Average RPI Loss:	131	RECORD	PCT. RANK	GAMES	SCHEDULE	OF SCHEDULE	RPI	RPI	RPI	RPI
DIV. I ONLY	10- 18	254	0- 1	167	221	239	239	20	20	
DIV. I NON-CONF.	0- 9	336	0- 0	55	143	290	290	18	18	
TOTALS	RPI 1-25	RPI 26-50	W-L RECORDS	RPI 51-100	RPI 101-150	RPI 150+				
10- 18	0- 1	0- 0	OVERALL	0- 6	2- 6	8- 5				
7- 4	0- 0	0- 0	HOME	0- 3	2- 0	5- 1				
3- 11	0- 1	0- 0	AWAY	0- 3	0- 4	3- 3				
0- 3	0- 0	0- 0	NEUTRAL	0- 0	0- 2	0- 1				
0- 9	0- 1	0- 0	NON-CONFERENCE	0- 2	0- 3	0- 3				
0- 2	0- 0	0- 0	HOME	0- 1	0- 0	0- 1				
0- 4	0- 1	0- 0	AWAY	0- 1	0- 1	0- 1				
0- 3	0- 0	0- 0	NEUTRAL	0- 0	0- 2	0- 1				
10- 9	0- 0	0- 0	CONFERENCE	0- 4	2- 3	8- 2				
7- 2	0- 0	0- 0	HOME	0- 2	2- 0	5- 0				
3- 7	0- 0	0- 0	AWAY	0- 2	0- 3	3- 2				
0- 0	0- 0	0- 0	NEUTRAL	0- 0	0- 0	0- 0				

RPI 1-25				RPI 26-50				RPI 51-100				RPI 101+ Team's RPI: 239			
RPI	S	Opponent	Score	RPI	S	Opponent	Score	RPI	S	Opponent	Score	RPI	S	Opponent	Score
3	A	Louisville	59 92					58	H	Belmont	53 71	106	N	Pepperdine	46 51
								68	A	Green Bay	42 70	117	A	Youngstown St.	66 77
								68	H	Green Bay	61 81	117	H	Youngstown St.	65 62
								75	A	Wright St.	56 78	122	A	Providence	43 48
								75	H	Wright St.	55 61	130	A	IUPUI	44 60
								90	A	Kent St.	61 62	130	A	IUPUI	48 70
												130	H	IUPUI	60 57
												140	N	Akron	60 77
												161	H	Illinois St.	53 58
												195	A	Milwaukee	38 59
												195	H	Milwaukee	55 54
												258	A	Austin Peay	48 52
												280	A	Cleveland St.	47 76
												280	H	Cleveland St.	74 55
												281	N	La Salle	56 74
												308	A	Oakland	74 63
												308	H	Oakland	72 50
												333	A	Detroit Mercy	81 63
												333	H	Detroit Mercy	68 56
												336	A	UIC	67 49
												336	H	UIC	78 44
LAST 12 Division I GAMES:															
130	A	IUPUI	44 60	195	A	Milwaukee	38 59								
333	A	Detroit Mercy	81 63	68	A	Green Bay	42 70								
308	A	Oakland	74 63	336	H	UIC	78 44								
280	H	Cleveland St.	74 55	130	H	IUPUI	60 57								
117	H	Youngstown St.	65 62	308	H	Oakland	72 50								
75	A	Wright St.	56 78	333	H	Detroit Mercy	68 56								

Non-Div I Games: Alderson Broadus 73 32

Northern Ky.

■ Loss,
 ■ Non-Conf,
 ■ S Site,
 ■ Home
 ■ A Away
 N Neutral

Northwestern

Through Games Of March 5, 2019

Average RPI Win:	155	WON-LOST	WINNING	LAST 10	STRENGTH OF	OPP. STRENGTH	TEAM	ADJ.	CONF.	ADJ CONF.
Average RPI Loss:	66	RECORD	PCT. RANK	GAMES	SCHEDULE	OF SCHEDULE	RPI	RPI	RPI	RPI
DIV. I ONLY	16- 13	149	0- 1	89	38	108	108	4	4	
DIV. I NON-CONF.	7- 4	108	0- 1	232	41	155	155	6	6	
TOTALS	RPI 1-25	RPI 26-50	W-L RECORDS	RPI 51-100	RPI 101-150	RPI 150+				
16- 13	0- 5	3- 1	OVERALL	4- 5	2- 1	7- 1				
10- 5	0- 1	2- 0	HOME	2- 3	2- 1	4- 0				
5- 7	0- 4	1- 1	AWAY	2- 2	0- 0	2- 0				
1- 1	0- 0	0- 0	NEUTRAL	0- 0	0- 0	1- 1				
7- 4	0- 2	0- 0	NON-CONFERENCE	2- 0	1- 1	4- 1				
4- 2	0- 1	0- 0	HOME	1- 0	1- 1	2- 0				
2- 1	0- 1	0- 0	AWAY	1- 0	0- 0	1- 0				
1- 1	0- 0	0- 0	NEUTRAL	0- 0	0- 0	1- 1				
9- 9	0- 3	3- 1	CONFERENCE	2- 5	1- 0	3- 0				
6- 3	0- 0	2- 0	HOME	1- 3	1- 0	2- 0				
3- 6	0- 3	1- 1	AWAY	1- 2	0- 0	1- 0				
0- 0	0- 0	0- 0	NEUTRAL	0- 0	0- 0	0- 0				

RPI 1-25				RPI 26-50				RPI 51-100				RPI 101+ Team's RPI: 108			
RPI	S	Opponent	Score	RPI	S	Opponent	Score	RPI	S	Opponent	Score	RPI	S	Opponent	Score
9	A	Iowa	50 74	41	H	Michigan St.	70 62	68	A	Green Bay	57 55	121	H	Pittsburgh	49 52
12	H	Marquette	57 76	43	A	Michigan	78 79	79	H	Duke	84 58	123	H	UT Martin	90 64
14	A	Maryland	57 72	49	A	Indiana	75 69	83	A	Nebraska	58 54	134	H	Penn St.	78 63
24	A	DePaul	60 76	49	H	Indiana	69 49	83	H	Nebraska	64 71	159	N	Kansas	57 66
25	A	Rutgers	41 45					86	H	Ohio St.	76 59	190	H	Wisconsin	72 46
								88	A	Purdue	58 61	211	A	Illinois	64 56
								88	H	Purdue	54 57	211	H	Illinois	68 45
								97	A	Minnesota	64 73	218	A	Florida	83 74
								97	H	Minnesota	54 61	254	N	Wichita St.	65 43
												336	H	UIC	87 44
												350	H	Chicago St.	97 35
LAST 12 Division I GAMES:															
159	N	Kansas	57 66	97	A	Minnesota	64 73								
9	A	Iowa	50 74	14	A	Maryland	57 72								
49	H	Indiana	69 49	86	H	Ohio St.	76 59								
83	H	Nebraska	64 71	97	H	Minnesota	54 61								
88	A	Purdue	58 61	211	A	Illinois	64 56								
134	H	Penn St.	78 63	83	A	Nebraska	58 54								

Non-Div I Games:

Northwestern

■ Loss,
 ■ Non-Conf,
 ■ S Site,
 ■ H Home
 ■ A Away
 N Neutral

Average RPI Win:	326	WON-LOST	WINNING	LAST 10	STRENGTH OF	OPP. STRENGTH	TEAM	ADJ.	CONF.	ADJ CONF.
Average RPI Loss:	177	RECORD	PCT. RANK	GAMES	SCHEDULE	OF SCHEDULE	RPI	RPI	RPI	RPI
DIV. I ONLY	6- 17	294	0- 0	319	278	318	318	25	25	
DIV. I NON-CONF.	1- 6	318	0- 0	305	111	340	340	23	23	
TOTALS	RPI 1-25	RPI 26-50	W-L RECORDS	RPI 51-100	RPI 101-150	RPI 150+				
6- 17	0- 0	0- 2	OVERALL	0- 3	0- 2	6- 10				
4- 5	0- 0	0- 1	HOME	0- 1	0- 1	4- 2				
2- 12	0- 0	0- 1	AWAY	0- 2	0- 1	2- 8				
0- 0	0- 0	0- 0	NEUTRAL	0- 0	0- 0	0- 0				
1- 6	0- 0	0- 1	NON-CONFERENCE	0- 1	0- 1	1- 3				
1- 1	0- 0	0- 0	HOME	0- 0	0- 0	1- 1				
0- 5	0- 0	0- 1	AWAY	0- 1	0- 1	0- 2				
0- 0	0- 0	0- 0	NEUTRAL	0- 0	0- 0	0- 0				
5- 11	0- 0	0- 1	CONFERENCE	0- 2	0- 1	5- 7				
3- 4	0- 0	0- 1	HOME	0- 1	0- 1	3- 1				
2- 7	0- 0	0- 0	AWAY	0- 1	0- 0	2- 6				
0- 0	0- 0	0- 0	NEUTRAL	0- 0	0- 0	0- 0				

RPI 1-25				RPI 26-50				RPI 51-100				RPI 101+ Team's RPI: 318			
RPI	S	Opponent	Score	RPI	S	Opponent	Score	RPI	S	Opponent	Score	RPI	S	Opponent	Score
				27	A	Texas	66 104	74	A	SFA	56 84	145	A	Oklahoma	56 93
				50	H	Lamar University	70 94	74	H	SFA	67 87	150	H	Abilene Christian	63 72
								94	A	Arkansas	53 98	153	A	Alabama	73 87
												166	A	Nicholls St.	86 97
												183	A	Sam Houston St.	55 66
												185	A	Southern Miss.	54 69
												256	A	A&M-Corpus Christi	55 79
												275	A	Central Ark.	52 74
												288	A	New Orleans	73 84
												288	H	New Orleans	62 67
												301	A	Incarnate Word	91 100
												303	H	La.-Monroe	55 63
												314	A	Southeastern La.	60 56
												314	H	Southeastern La.	58 47
												316	A	McNeese	89 73
												316	H	McNeese	82 63
												342	H	Houston Baptist	63 46
												351	H	Alcorn	78 65
LAST 12 Division I GAMES:															
				314	A	Southeastern La.	60 56	288	A	New Orleans	73 84				
				301	A	Incarnate Word	91 100	275	A	Central Ark.	52 74				
				342	H	Houston Baptist	63 46	288	H	New Orleans	62 67				
				74	H	SFA	67 87	314	H	Southeastern La.	58 47				
				50	H	Lamar University	70 94	183	A	Sam Houston St.	55 66				
				316	A	McNeese	89 73	150	H	Abilene Christian	63 72				

Non-Div I Games: Loyola (LA) 71 66 Central Baptist 82 56 LeTourneau 100 40 Centenary (LA) 94 51 Northwestern St.

Loss, Non-Conf, S Site, H Home A Away N Neutral

Notre Dame

Through Games Of March 5, 2019

Average RPI Win:	68	WON-LOST	WINNING	LAST 10	STRENGTH OF	OPP. STRENGTH	TEAM	ADJ.	CONF.	ADJ CONF.
Average RPI Loss:	21	RECORD	PCT. RANK	GAMES	SCHEDULE	OF SCHEDULE	RPI	RPI	RPI	RPI
DIV. I ONLY	27- 3	5	1- 0	1	1	1	1	1	1	1
DIV. I NON-CONF.	13- 1	9	1- 0	1	7	1	1	1	1	1
TOTALS	RPI 1-25	RPI 26-50	W-L RECORDS	RPI 51-100	RPI 101-150	RPI 150+				
27- 3	10- 2	0- 1	OVERALL	10- 0	6- 0	1- 0				
14- 1	3- 1	0- 0	HOME	5- 0	5- 0	1- 0				
10- 2	4- 1	0- 1	AWAY	5- 0	1- 0	0- 0				
3- 0	3- 0	0- 0	NEUTRAL	0- 0	0- 0	0- 0				
13- 1	6- 1	0- 0	NON-CONFERENCE	4- 0	2- 0	1- 0				
6- 1	1- 1	0- 0	HOME	2- 0	2- 0	1- 0				
4- 0	2- 0	0- 0	AWAY	2- 0	0- 0	0- 0				
3- 0	3- 0	0- 0	NEUTRAL	0- 0	0- 0	0- 0				
14- 2	4- 1	0- 1	CONFERENCE	6- 0	4- 0	0- 0				
8- 0	2- 0	0- 0	HOME	3- 0	3- 0	0- 0				
6- 2	2- 1	0- 1	AWAY	3- 0	1- 0	0- 0				
0- 0	0- 0	0- 0	NEUTRAL	0- 0	0- 0	0- 0				

RPI S	Opponent	Score	RPI S	Opponent	Score	RPI S	Opponent	Score	RPI S	Opponent	Score
3	H Louisville	82 68	39	A North Carolina	73 78	54	A Georgia Tech	76 55	114	H Western Ky.	94 53
6	H UConn	71 89				54	H Georgia Tech	90 50	121	H Pittsburgh	100 44
7	A NC State	95 72				56	A Clemson	101 63	124	A Boston College	97 47
9	H Iowa	105 71				61	H Penn	75 55	124	H Boston College	92 63
10	A Syracuse	98 68				62	A Virginia Tech	80 51	139	H Lehigh	95 68
12	A Marquette	87 63				63	A Tennessee	77 62	143	H Wake Forest	78 48
13	N Gonzaga	81 65				79	H Duke	89 61	247	H Binghamton	103 53
18	A Miami (FL)	65 72				82	A Toledo	72 56			
19	N Oregon St.	91 81				84	H Harvard	103 58			
22	N Drake	82 64				95	H Virginia	103 66			
23	H Florida St.	97 70									
24	A DePaul	101 77									
LAST 12 Division I GAMES:											
19	N Oregon St.	91 81	124	A Boston College	97 47						
22	N Drake	82 64	23	H Florida St.	97 70						
95	H Virginia	103 66	18	A Miami (FL)	65 72						
10	A Syracuse	98 68	54	H Georgia Tech	90 50						
79	H Duke	89 61	56	A Clemson	101 63						
7	A NC State	95 72	39	A North Carolina	73 78						

Non-Div I Games:

Notre Dame

Loss, Non-Conf, S Site, H Home A Away N Neutral

Oakland

Through Games Of March 5, 2019

Average RPI Win:	320	WON-LOST	WINNING	LAST 10	STRENGTH OF	OPP. STRENGTH	TEAM	ADJ.	CONF.	ADJ CONF.
Average RPI Loss:	139	RECORD	PCT. RANK	GAMES	SCHEDULE	OF SCHEDULE	RPI	RPI	RPI	RPI
DIV. I ONLY	4- 24	337	0- 1	135	218	308	308	20	20	
DIV. I NON-CONF.	1- 8	322	0- 0	28	116	241	241	18	18	
TOTALS	RPI 1-25	RPI 26-50	W-L RECORDS	RPI 51-100	RPI 101-150	RPI 150+				
4- 24	0- 0	0- 4	OVERALL	0- 6	0- 5	4- 9				
3- 10	0- 0	0- 3	HOME	0- 2	0- 2	3- 3				
1- 13	0- 0	0- 1	AWAY	0- 4	0- 2	1- 6				
0- 1	0- 0	0- 0	NEUTRAL	0- 0	0- 1	0- 0				
1- 8	0- 0	0- 4	NON-CONFERENCE	0- 1	0- 1	1- 2				
1- 3	0- 0	0- 3	HOME	0- 0	0- 0	1- 0				
0- 4	0- 0	0- 1	AWAY	0- 1	0- 0	0- 2				
0- 1	0- 0	0- 0	NEUTRAL	0- 0	0- 1	0- 0				
3- 16	0- 0	0- 0	CONFERENCE	0- 5	0- 4	3- 7				
2- 7	0- 0	0- 0	HOME	0- 2	0- 2	2- 3				
1- 9	0- 0	0- 0	AWAY	0- 3	0- 2	1- 4				
0- 0	0- 0	0- 0	NEUTRAL	0- 0	0- 0	0- 0				

RPI 1-25				RPI 26-50				RPI 51-100				RPI 101+				Team's RPI: 308	
RPI	S	Opponent	Score	RPI	S	Opponent	Score	RPI	S	Opponent	Score	RPI	S	Opponent	Score		
				26	A	Central Mich.	61 104	68	A	Green Bay	32 72	117	A	Youngstown St.	61 76		
				41	H	Michigan St.	58 102	68	H	Green Bay	53 77	117	H	Youngstown St.	55 69		
				43	H	Michigan	59 85	75	A	Wright St.	58 69	130	A	IUPUI	53 82		
				49	H	Indiana	32 59	75	A	Wright St.	60 83	130	H	IUPUI	70 76		
								75	H	Wright St.	64 73	140	N	Akron	65 85		
								90	A	Kent St.	65 75	156	A	Bradley	64 73		
												161	A	Illinois St.	56 62		
												195	A	Milwaukee	53 83		
												195	H	Milwaukee	52 79		
												239	A	Northern Ky.	50 72		
												239	H	Northern Ky.	63 74		
												279	H	Canisius	71 60		
												280	A	Cleveland St.	90 98		
												280	H	Cleveland St.	62 64		
												333	A	Detroit Mercy	76 65		
												333	H	Detroit Mercy	74 67		
												336	A	UIC	65 69		
												336	H	UIC	74 57		
LAST 12 Division I GAMES:																	
				75	A	Wright St.	60 83	130	H	IUPUI	70 76						
				75	H	Wright St.	64 73	333	A	Detroit Mercy	76 65						
				239	H	Northern Ky.	63 74	280	A	Cleveland St.	90 98						
				195	A	Milwaukee	53 83	117	A	Youngstown St.	61 76						
				68	A	Green Bay	32 72	239	A	Northern Ky.	50 72						
				336	H	UIC	74 57	75	A	Wright St.	58 69						

Non-Div I Games: Grace Bible (MI) 94 48 Rochester College 64 46

Oakland

Loss, Non-Conf, S Site, H Home A Away N Neutral

Average RPI Win:	171	WON-LOST	WINNING	LAST 10	STRENGTH OF	OPP. STRENGTH	TEAM	ADJ.	CONF.	ADJ CONF.
Average RPI Loss:	47	RECORD	PCT. RANK	GAMES	SCHEDULE	OF SCHEDULE	RPI	RPI	RPI	RPI
DIV. I ONLY	23- 4	13	1- 0	121	87	37	37	8	8	
DIV. I NON-CONF.	11- 0	1	0- 0	278	154	43	43	9	9	
TOTALS	RPI 1-25	RPI 26-50	W-L RECORDS	RPI 51-100	RPI 101-150	RPI 150+				
23- 4	0- 0	3- 3	OVERALL	4- 1	5- 0	11- 0				
11- 3	0- 0	0- 3	HOME	2- 0	2- 0	7- 0				
10- 1	0- 0	2- 0	AWAY	2- 1	3- 0	3- 0				
2- 0	0- 0	1- 0	NEUTRAL	0- 0	0- 0	1- 0				
11- 0	0- 0	1- 0	NON-CONFERENCE	2- 0	2- 0	6- 0				
6- 0	0- 0	0- 0	HOME	1- 0	1- 0	4- 0				
3- 0	0- 0	0- 0	AWAY	1- 0	1- 0	1- 0				
2- 0	0- 0	1- 0	NEUTRAL	0- 0	0- 0	1- 0				
12- 4	0- 0	2- 3	CONFERENCE	2- 1	3- 0	5- 0				
5- 3	0- 0	0- 3	HOME	1- 0	1- 0	3- 0				
7- 1	0- 0	2- 0	AWAY	1- 1	2- 0	2- 0				
0- 0	0- 0	0- 0	NEUTRAL	0- 0	0- 0	0- 0				

RPI S	Opponent	Score	RPI S	Opponent	Score	RPI S	Opponent	Score	RPI S	Opponent	Score
26	A Central Mich.	78 75	26	H Central Mich.	70 88	78	A American	77 67	105	A Northern Ill.	69 53
32	A Buffalo	74 71	32	H Buffalo	43 73	82	A Toledo	50 76	119	H UNCW	95 72
46	H Miami (OH)	61 67	46	H Miami (OH)	61 67	88	H Purdue	80 73	130	A IUPUI	73 66
50	N Lamar University	87 62	50	N Lamar University	87 62	90	A Kent St.	69 67	140	A Akron	81 71
						90	H Kent St.	83 81	140	H Akron	92 70
									208	H Eastern Mich.	85 44
									221	A Bowling Green	82 79
									223	A Ball St.	90 75
									223	H Ball St.	94 62
									247	H Binghamton	86 49
									261	N St. Bonaventure	70 53
									272	H Western Mich.	70 56
									273	A Richmond	109 58
									280	H Cleveland St.	72 54
									313	H Coppin St.	87 62
									332	H Eastern Ky.	100 60
LAST 12 Division I GAMES:											
140	A Akron	81 71	140	H Akron	92 70						
32	H Buffalo	43 73	223	H Ball St.	94 62						
90	A Kent St.	69 67	46	H Miami (OH)	61 67						
272	H Western Mich.	70 56	221	A Bowling Green	82 79						
82	A Toledo	50 76	105	A Northern Ill.	69 53						
26	A Central Mich.	78 75	208	H Eastern Mich.	85 44						

Non-Div I Games:

Ohio

■ Loss,
■ Non-Conf,
■ S Site,
■ H Home
■ A Away
N Neutral

RPI 1-25				RPI 26-50				RPI 51-100				RPI 101+				Team's RPI: 145	
RPI	S	Opponent	Score	RPI	S	Opponent	Score	RPI	S	Opponent	Score	RPI	S	Opponent	Score		
2	A	Baylor	53 87	27	A	Texas	63 73	51	A	TCU	71 86	101	N	UAB	84 89		
2	H	Baylor	53 74	27	H	Texas	67 76	51	H	TCU	63 76	114	H	Western Ky.	90 83		
6	H	UConn	63 72	35	A	Kansas St.	56 86	52	A	New Mexico	80 84	127	A	South Fla.	70 87		
11	A	Iowa St.	78 104	35	H	Kansas St.	75 83	56	N	Clemson	62 74	129	A	Oklahoma St.	74 84		
11	H	Iowa St.	70 91	48	A	Auburn	79 95	71	A	West Virginia	80 69	129	H	Oklahoma St.	75 66		
24	H	DePaul	76 87					71	H	West Virginia	55 66	146	A	Texas Tech	82 88		
												146	H	Texas Tech	66 61		
												159	A	Kansas	79 88		
												159	H	Kansas	78 67		
												214	A	SMU	77 61		
												275	H	Central Ark.	65 52		
												318	H	Northwestern St.	93 56		
LAST 12 Division I GAMES:																	
				56	N	Clemson	62 74	2	A	Baylor	53 87						
				146	A	Texas Tech	82 88	159	H	Kansas	78 67						
				51	H	TCU	63 76	35	H	Kansas St.	75 83						
				129	H	Oklahoma St.	75 66	129	A	Oklahoma St.	74 84						
				71	A	West Virginia	80 69	27	H	Texas	67 76						
				11	H	Iowa St.	70 91	159	A	Kansas	79 88						

Non-Div I Games:

Average RPI Win:	187	WON-LOST	WINNING	LAST 10	STRENGTH OF	OPP. STRENGTH	TEAM	ADJ.	CONF.	ADJ CONF.
Average RPI Loss:	49	RECORD	PCT. RANK	GAMES	SCHEDULE	OF SCHEDULE	RPI	RPI	RPI	RPI
DIV. I ONLY	14- 15	179	0- 1	63	34	129	129	3	3	
DIV. I NON-CONF.	9- 2	43	0- 0	234	198	100	100	3	3	
TOTALS	RPI 1-25	RPI 26-50	W-L RECORDS	RPI 51-100	RPI 101-150	RPI 150+				
14- 15	0- 4	0- 5	OVERALL	1- 4	3- 2	10- 0				
12- 6	0- 2	0- 2	HOME	1- 2	3- 0	8- 0				
2- 9	0- 2	0- 3	AWAY	0- 2	0- 2	2- 0				
0- 0	0- 0	0- 0	NEUTRAL	0- 0	0- 0	0- 0				
9- 2	0- 0	0- 1	NON-CONFERENCE	0- 1	1- 0	8- 0				
8- 1	0- 0	0- 0	HOME	0- 1	1- 0	7- 0				
1- 1	0- 0	0- 1	AWAY	0- 0	0- 0	1- 0				
0- 0	0- 0	0- 0	NEUTRAL	0- 0	0- 0	0- 0				
5- 13	0- 4	0- 4	CONFERENCE	1- 3	2- 2	2- 0				
4- 5	0- 2	0- 2	HOME	1- 1	2- 0	1- 0				
1- 8	0- 2	0- 2	AWAY	0- 2	0- 2	1- 0				
0- 0	0- 0	0- 0	NEUTRAL	0- 0	0- 0	0- 0				

RPI 1-25				RPI 26-50				RPI 51-100				RPI 101+ Team's RPI: 129			
RPI	S	Opponent	Score	RPI	S	Opponent	Score	RPI	S	Opponent	Score	RPI	S	Opponent	Score
2	A	Baylor	44 76	27	A	Texas	51 60	51	A	TCU	55 69	145	A	Oklahoma	66 75
2	H	Baylor	58 66	27	H	Texas	55 61	51	H	TCU	75 71	145	H	Oklahoma	84 74
11	A	Iowa St.	67 89	33	A	UCLA	59 71	63	H	Tennessee	63 76	146	A	Texas Tech	78 90
11	H	Iowa St.	71 84	35	A	Kansas St.	48 59	71	A	West Virginia	58 67	146	H	Texas Tech	65 57
				35	H	Kansas St.	58 68	71	H	West Virginia	54 77	147	H	UC Riverside	76 51
LAST 12 Division I GAMES:															
35	H	Kansas St.	58 68	27	H	Texas	55 61	145	A	Texas Tech	78 90	159	A	Kansas	72 62
2	A	Baylor	44 76	146	A	Texas Tech	78 90	145	H	Oklahoma	84 74	159	H	Kansas	72 52
145	A	Oklahoma	66 75	51	A	TCU	55 69	2	H	Baylor	58 66	162	H	Texas St.	66 55
159	H	Kansas	72 52	11	A	Iowa St.	67 89	11	H	Iowa St.	71 84	170	H	Oral Roberts	89 69
71	H	West Virginia	54 77									180	H	Arkansas St.	62 60
												198	H	Prairie View	70 50
												217	H	Grambling	86 40
												254	A	Wichita St.	60 47
												282	H	Samford	82 62
												342	H	Houston Baptist	77 44

Non-Div I Games:

Oklahoma St.

■ Loss,
 ■ Non-Conf,
 S Site,
 ■ Home
 ■ Away
 N Neutral

Average RPI Win:	211	WON-LOST	WINNING	LAST 10	STRENGTH OF	OPP. STRENGTH	TEAM	ADJ.	CONF.	ADJ CONF.
Average RPI Loss:	92	RECORD	PCT. RANK	GAMES	SCHEDULE	OF SCHEDULE	RPI	RPI	RPI	RPI
DIV. I ONLY	19- 9	79	1- 0	131	155	96	96	14	14	
DIV. I NON-CONF.	10- 3	59	1- 0	132	185	60	60	17	17	
TOTALS	RPI 1-25	RPI 26-50	W-L RECORDS	RPI 51-100	RPI 101-150	RPI 150+				
19- 9	0- 1	0- 1	OVERALL	3- 2	0- 4	16- 1				
11- 3	0- 0	0- 0	HOME	2- 1	0- 2	9- 0				
6- 5	0- 1	0- 1	AWAY	1- 0	0- 2	5- 1				
2- 1	0- 0	0- 0	NEUTRAL	0- 1	0- 0	2- 0				
10- 3	0- 1	0- 0	NON-CONFERENCE	2- 2	0- 0	8- 0				
5- 1	0- 0	0- 0	HOME	1- 1	0- 0	4- 0				
3- 1	0- 1	0- 0	AWAY	1- 0	0- 0	2- 0				
2- 1	0- 0	0- 0	NEUTRAL	0- 1	0- 0	2- 0				
9- 6	0- 0	0- 1	CONFERENCE	1- 0	0- 4	8- 1				
6- 2	0- 0	0- 0	HOME	1- 0	0- 2	5- 0				
3- 4	0- 0	0- 1	AWAY	0- 0	0- 2	3- 1				
0- 0	0- 0	0- 0	NEUTRAL	0- 0	0- 0	0- 0				

RPI 1-25			RPI 26-50			RPI 51-100			Team's RPI: 96	RPI 101+		
RPI	S	Opponent	Score	RPI	S	Opponent	Score	RPI	S	Opponent	Score	RPI
7	A	NC State	56 85	30	A	Rice	42 48	53	N	Saint Mary's (CA)	65 83	101
								66	H	Middle Tenn.	70 65	114
								72	A	Cincinnati	76 72	115
								93	H	VCU	60 57	115
								95	H	Virginia	67 73	115
										Tennessee Tech	80 73	154
										William & Mary	83 69	158
										Tulane	56 48	165
										Louisiana Tech	70 59	168
										North Texas	72 71	178
										Southern Miss.	53 50	185
										Marshall	48 57	199
										Marshall	79 53	199
										Campbell	83 59	209
										Jacksonville	78 76	227
										UTEP	78 59	276
										Norfolk St.	69 53	289
										Fla. Atlantic	87 53	305
										UTSA	72 47	306
										Coppin St.	81 51	313
										FIU	95 68	315
										Longwood	69 48	338
LAST 12 Division I GAMES:												
338	H	Longwood	69 48	101	H	UAB	61 69	30	A	Rice	42 48	178
53	N	Saint Mary's (CA)	65 83	306	H	UTSA	72 47	276	H	UTEP	78 59	185
199	H	Marshall	79 53	185	A	Southern Miss.	53 50					
115	H	Charlotte	53 60									
115	A	Charlotte	59 69									
66	H	Middle Tenn.	70 65									

Non-Div I Games:

Old Dominion

Average RPI Win:	223	WON-LOST	WINNING	LAST 10	STRENGTH OF	OPP. STRENGTH	TEAM	ADJ.	CONF.	ADJ CONF.
Average RPI Loss:	84	RECORD	PCT. RANK	GAMES	SCHEDULE	OF SCHEDULE	RPI	RPI	RPI	RPI
DIV. I ONLY	9- 21	275	0- 1	68	78	219	219	5	5	
DIV. I NON-CONF.	6- 8	199	0- 0	155	240	252	252	5	5	
TOTALS	RPI 1-25	RPI 26-50	W-L RECORDS	RPI 51-100	RPI 101-150	RPI 150+				
9- 21	1- 5	0- 2	OVERALL	0- 7	0- 3	8- 4				
8- 10	0- 2	0- 1	HOME	0- 5	0- 1	8- 1				
1- 8	1- 2	0- 1	AWAY	0- 1	0- 1	0- 3				
0- 3	0- 1	0- 0	NEUTRAL	0- 1	0- 1	0- 0				
6- 8	0- 1	0- 0	NON-CONFERENCE	0- 3	0- 2	6- 2				
6- 4	0- 0	0- 0	HOME	0- 2	0- 1	6- 1				
0- 1	0- 0	0- 0	AWAY	0- 0	0- 0	0- 1				
0- 3	0- 1	0- 0	NEUTRAL	0- 1	0- 1	0- 0				
3- 13	1- 4	0- 2	CONFERENCE	0- 4	0- 1	2- 2				
2- 6	0- 2	0- 1	HOME	0- 3	0- 0	2- 0				
1- 7	1- 2	0- 1	AWAY	0- 1	0- 1	0- 2				
0- 0	0- 0	0- 0	NEUTRAL	0- 0	0- 0	0- 0				

RPI 1-25				RPI 26-50				RPI 51-100				RPI 101+ Team's RPI: 219			
RPI	S	Opponent	Score	RPI	S	Opponent	Score	RPI	S	Opponent	Score	RPI	S	Opponent	Score
6	N	UConn	50 90	28	A	Missouri	55 78	51	H	TCU	50 55	103	A	Georgia	56 78
8	A	Mississippi St.	49 80	48	H	Auburn	51 64	63	H	Tennessee	56 81	118	N	St. John's (NY)	59 64
8	H	Mississippi St.	66 80					70	H	LSU	41 55	130	H	IUPUI	58 66
16	H	Texas A&M	60 72					88	N	Purdue	59 70	153	A	Alabama	43 46
17	A	South Carolina	42 76					91	H	Troy	54 71	155	H	Temple	62 55
21	A	Kentucky	55 49					94	A	Arkansas	61 73	168	A	Louisiana Tech	71 80
								94	H	Arkansas	55 85	193	A	Vanderbilt	68 80
												193	H	Vanderbilt	65 60
												210	H	Jacksonville St.	49 60
												218	H	Florida	76 66
												251	H	North Florida	82 69
												263	H	Louisiana	79 57
												272	H	Western Mich.	69 66
												289	H	Norfolk St.	60 42
												348	H	Savannah St.	74 51
LAST 12 Division I GAMES:															
63	H	Tennessee	56 81	17	A	South Carolina	42 76								
153	A	Alabama	43 46	16	H	Texas A&M	60 72								
94	A	Arkansas	61 73	48	H	Auburn	51 64								
8	H	Mississippi St.	66 80	8	A	Mississippi St.	49 80								
103	A	Georgia	56 78	193	A	Vanderbilt	68 80								
193	H	Vanderbilt	65 60	218	H	Florida	76 66								

Non-Div I Games:

Ole Miss

■ Loss,
■ Non-Conf,
■ S Site,
■ H Home
■ A Away
N Neutral

Average RPI Win:	324	WON-LOST	WINNING	LAST 10	STRENGTH OF	OPP. STRENGTH	TEAM	ADJ.	CONF.	ADJ CONF.
Average RPI Loss:	154	RECORD	PCT. RANK	GAMES	SCHEDULE	OF SCHEDULE	RPI	RPI	RPI	RPI
DIV. I ONLY	6- 21	306	1- 0	268	246	317	317	19	19	
DIV. I NON-CONF.	4- 7	228	1- 0	267	296	280	280	19	19	
TOTALS	RPI 1-25	RPI 26-50	W-L RECORDS	RPI 51-100	RPI 101-150	RPI 150+				
6- 21	0- 0	0- 5	OVERALL	0- 2	0- 2	6- 12				
4- 8	0- 0	0- 2	HOME	0- 0	0- 1	4- 5				
1- 12	0- 0	0- 3	AWAY	0- 2	0- 1	1- 6				
1- 1	0- 0	0- 0	NEUTRAL	0- 0	0- 0	1- 1				
4- 7	0- 0	0- 1	NON-CONFERENCE	0- 2	0- 2	4- 2				
2- 2	0- 0	0- 0	HOME	0- 0	0- 1	2- 1				
1- 4	0- 0	0- 1	AWAY	0- 2	0- 1	1- 0				
1- 1	0- 0	0- 0	NEUTRAL	0- 0	0- 0	1- 1				
2- 14	0- 0	0- 4	CONFERENCE	0- 0	0- 0	2- 10				
2- 6	0- 0	0- 2	HOME	0- 0	0- 0	2- 4				
0- 8	0- 0	0- 2	AWAY	0- 0	0- 0	0- 6				
0- 0	0- 0	0- 0	NEUTRAL	0- 0	0- 0	0- 0				

RPI S	Opponent	Score	RPI S	Opponent	Score	RPI S	Opponent	Score	RPI S	Opponent	Score	Team's RPI: 317
29	A South Dakota St.	47 81	29	H South Dakota St.	38 82	87	A UNI	50 79	141	H CSUN	52 64	
35	A Kansas St.	46 61	36	A South Dakota	33 78	99	A Creighton	51 66	142	A Montana St.	56 59	
36	H South Dakota	49 80							156	H Bradley	60 80	
									157	A Denver	76 82	
									157	H Denver	68 95	
									170	A Oral Roberts	64 65	
									170	H Oral Roberts	56 71	
									209	N Campbell	52 65	
									228	A Western Ill.	70 78	
									228	H Western Ill.	67 79	
									238	A North Dakota	57 68	
									238	H North Dakota	68 69	
									265	H CSU Bakersfield	53 46	
									324	A North Dakota St.	48 55	
									324	H North Dakota St.	78 61	
									333	A Detroit Mercy	51 42	
									334	A Purdue Fort Wayne	48 56	
									334	H Purdue Fort Wayne	70 61	
									340	H USC Upstate	96 69	
									346	N Florida A&M	57 50	
LAST 12 Division I GAMES:												
346	N Florida A&M	57 50	228	H Western Ill.	67 79							
157	A Denver	76 82	36	A South Dakota	33 78							
170	A Oral Roberts	64 65	238	H North Dakota	68 69							
324	A North Dakota St.	48 55	29	A South Dakota St.	47 81							
334	H Purdue Fort Wayne	70 61	334	A Purdue Fort Wayne	48 56							
29	H South Dakota St.	38 82	36	H South Dakota	49 80							

Non-Div I Games: Peru St. 91 44 Graceland (IA) 81 39

Omaha

Loss, Non-Conf, S Site, H Home A Away N Neutral

Oral Roberts

Through Games Of March 5, 2019

Average RPI Win:	267	WON-LOST	WINNING	LAST 10	STRENGTH OF	OPP. STRENGTH	TEAM	ADJ.	CONF.	ADJ CONF.
Average RPI Loss:	97	RECORD	PCT. RANK	GAMES	SCHEDULE	OF SCHEDULE	RPI	RPI	RPI	RPI
DIV. I ONLY	15- 12	145	1- 0	241	169	170	170	19	19	
DIV. I NON-CONF.	5- 6	177	0- 0	214	87	175	175	19	19	
TOTALS	RPI 1-25	RPI 26-50	W-L RECORDS	RPI 51-100	RPI 101-150	RPI 150+				
15- 12	0- 1	0- 4	OVERALL	0- 2	0- 1	15- 4				
7- 5	0- 0	0- 2	HOME	0- 1	0- 0	7- 2				
8- 7	0- 1	0- 2	AWAY	0- 1	0- 1	8- 2				
0- 0	0- 0	0- 0	NEUTRAL	0- 0	0- 0	0- 0				
5- 6	0- 1	0- 0	NON-CONFERENCE	0- 2	0- 1	5- 2				
2- 2	0- 0	0- 0	HOME	0- 1	0- 0	2- 1				
3- 4	0- 1	0- 0	AWAY	0- 1	0- 1	3- 1				
0- 0	0- 0	0- 0	NEUTRAL	0- 0	0- 0	0- 0				
10- 6	0- 0	0- 4	CONFERENCE	0- 0	0- 0	10- 2				
5- 3	0- 0	0- 2	HOME	0- 0	0- 0	5- 1				
5- 3	0- 0	0- 2	AWAY	0- 0	0- 0	5- 1				
0- 0	0- 0	0- 0	NEUTRAL	0- 0	0- 0	0- 0				

RPI 1-25				RPI 26-50				RPI 51-100				RPI 101+ Team's RPI: 170			
RPI	S	Opponent	Score	RPI	S	Opponent	Score	RPI	S	Opponent	Score	RPI	S	Opponent	Score
9	A	Iowa	77 90	29	A	South Dakota St.	55 68	77	H	UT Arlington	62 80	129	A	Oklahoma St.	69 89
				29	H	South Dakota St.	65 74	94	A	Arkansas	61 74	157	A	Denver	76 93
				36	A	South Dakota	64 75					157	H	Denver	74 66
				36	H	South Dakota	72 76					159	A	Kansas	58 70
												162	A	Texas St.	81 64
												167	H	Tulsa	68 76
												183	A	Sam Houston St.	73 62
												228	A	Western Ill.	92 85
												228	H	Western Ill.	68 64
												237	H	UMKC	75 64
												238	A	North Dakota	80 58
												238	H	North Dakota	67 75
												283	H	Southern Utah	64 59
												317	A	Omaha	71 56
												317	H	Omaha	65 64
												324	A	North Dakota St.	65 54
												324	H	North Dakota St.	101 72
												334	A	Purdue Fort Wayne	72 61
												334	H	Purdue Fort Wayne	66 56
												342	A	Houston Baptist	74 56
LAST 12 Division I GAMES:															
				317	H	Omaha	65 64					29	H	South Dakota St.	65 74
				228	A	Western Ill.	92 85					334	H	Purdue Fort Wayne	66 56
				238	A	North Dakota	80 58					324	H	North Dakota St.	101 72
				324	A	North Dakota St.	65 54					157	A	Denver	76 93
				36	A	South Dakota	64 75					36	H	South Dakota	72 76
				157	H	Denver	74 66					29	A	South Dakota St.	55 68

Non-Div I Games: Harris-Stowe 74 46 Cent. Christian (KS94 47

Oral Roberts

Loss, Non-Conf, S Site, H Home A Away N Neutral

Oregon

Through Games Of March 5, 2019

Average RPI Win:	95	WON-LOST	WINNING	LAST 10	STRENGTH OF	OPP. STRENGTH	TEAM	ADJ.	CONF.	ADJ CONF.
Average RPI Loss:	31	RECORD	PCT. RANK	GAMES	SCHEDULE	OF SCHEDULE	RPI	RPI	RPI	RPI
DIV. I ONLY	26- 3	7	1- 0	15	9	5	5	2	2	
DIV. I NON-CONF.	10- 1	17	0- 0	21	38	6	6	2	2	
TOTALS	RPI 1-25	RPI 26-50	W-L RECORDS	RPI 51-100	RPI 101-150	RPI 150+				
26- 3	6- 1	6- 2	OVERALL	4- 0	1- 0	9- 0				
14- 1	4- 0	2- 1	HOME	2- 0	0- 0	6- 0				
11- 2	2- 1	4- 1	AWAY	2- 0	0- 0	3- 0				
1- 0	0- 0	0- 0	NEUTRAL	0- 0	1- 0	0- 0				
10- 1	2- 0	2- 1	NON-CONFERENCE	1- 0	1- 0	4- 0				
6- 0	2- 0	1- 0	HOME	0- 0	0- 0	3- 0				
3- 1	0- 0	1- 1	AWAY	1- 0	0- 0	1- 0				
1- 0	0- 0	0- 0	NEUTRAL	0- 0	1- 0	0- 0				
16- 2	4- 1	4- 1	CONFERENCE	3- 0	0- 0	5- 0				
8- 1	2- 0	1- 1	HOME	2- 0	0- 0	3- 0				
8- 1	2- 1	3- 0	AWAY	1- 0	0- 0	2- 0				
0- 0	0- 0	0- 0	NEUTRAL	0- 0	0- 0	0- 0				

RPI 1-25				Team's RPI: 5		RPI 26-50				RPI 51-100				RPI 101+					
RPI	S	Opponent	Score		RPI	S	Opponent	Score		RPI	S	Opponent	Score		RPI	S	Opponent	Score	
4	A	Stanford	88	48	29	A	South Dakota St.	87	79	53	A	Saint Mary's (CA)	79	55	147	N	UC Riverside	94	44
8	H	Mississippi St.	82	74	32	H	Buffalo	102	82	76	H	Utah	87	65	152	A	Washington St.	79	64
10	H	Syracuse	75	73	33	A	UCLA	72	52	89	A	Arizona	83	54	152	H	Washington St.	98	58
19	A	Oregon St.	62	67	33	H	UCLA	69	74	89	H	Arizona	93	60	164	A	Washington	76	57
19	H	Oregon St.	77	68	38	A	California	105	82						164	H	Washington	84	71
20	A	Arizona St.	66	59	41	A	Michigan St.	82	88						172	H	Colorado	102	43
20	H	Arizona St.	77	71	42	A	Southern California	93	53						176	A	Utah St.	88	58
					42	H	Southern California	96	78						181	H	UC Irvine	115	69
															271	H	Long Beach St.	110	48
															294	H	Air Force	82	36
LAST 12 Division I GAMES:																			
20	A	Arizona St.	66	59	4	A	Stanford	88	48										
89	A	Arizona	83	54	38	A	California	105	82										
42	H	Southern California	96	78	172	H	Colorado	102	43										
33	H	UCLA	69	74	76	H	Utah	87	65										
19	A	Oregon St.	62	67	164	A	Washington	76	57										
19	H	Oregon St.	77	68	152	A	Washington St.	79	64										

Non-Div I Games: Alas. Fairbanks 115 36

Oregon

Loss, Non-Conf, S Site, H Home A Away N Neutral

Average RPI Win: 128		WON-LOST	WINNING	LAST 10	STRENGTH OF	OPP. STRENGTH	TEAM	ADJ.	CONF.	ADJ CONF.
Average RPI Loss: 11		RECORD	PCT. RANK	GAMES	SCHEDULE	OF SCHEDULE	RPI	RPI	RPI	RPI
DIV. I ONLY		24- 6	22	0- 1	60	4	19	19	2	2
DIV. I NON-CONF.		10- 2	37	0- 1	189	19	61	61	2	2
TOTALS		RPI 1-25	RPI 26-50		W-L RECORDS		RPI 51-100	RPI 101-150	RPI 150+	
24- 6		2- 6	5- 0		OVERALL		5- 0	1- 0	11- 0	
15- 1		1- 1	2- 0		HOME		4- 0	0- 0	8- 0	
6- 3		0- 3	3- 0		AWAY		1- 0	0- 0	2- 0	
3- 2		1- 2	0- 0		NEUTRAL		0- 0	1- 0	1- 0	
10- 2		1- 2	0- 0		NON-CONFERENCE		2- 0	1- 0	6- 0	
7- 0		0- 0	0- 0		HOME		2- 0	0- 0	5- 0	
0- 0		0- 0	0- 0		AWAY		0- 0	0- 0	0- 0	
3- 2		1- 2	0- 0		NEUTRAL		0- 0	1- 0	1- 0	
14- 4		1- 4	5- 0		CONFERENCE		3- 0	0- 0	5- 0	
8- 1		1- 1	2- 0		HOME		2- 0	0- 0	3- 0	
6- 3		0- 3	3- 0		AWAY		1- 0	0- 0	2- 0	
0- 0		0- 0	0- 0		NEUTRAL		0- 0	0- 0	0- 0	

RPI	S	Opponent	Score	RPI	S	Opponent	Score	RPI	S	Opponent	Score	RPI	S	Opponent	Score
1	N	Notre Dame	81 91	33	A	UCLA	83 73	53	H	Saint Mary's (CA)	89 56	114	N	Western Ky.	74 60
4	A	Stanford	44 61	33	H	UCLA	75 72	76	H	Utah	71 63	152	A	Washington St.	52 35
5	A	Oregon	68 77	38	A	California	82 74	79	H	Duke	71 57	152	H	Washington St.	76 69
5	H	Oregon	67 62	42	A	Southern California	76 52	89	A	Arizona	65 60	163	H	Santa Clara	82 31
16	N	Texas A&M	70 76	42	H	Southern California	68 61	89	H	Arizona	86 64	164	A	Washington	86 39
17	N	South Carolina	70 68									164	H	Washington	78 67
20	A	Arizona St.	54 66									172	H	Colorado	89 65
20	H	Arizona St.	76 79									179	N	Eastern Wash.	93 45
												265	H	CSU Bakersfield	92 52
												281	H	La Salle	100 46
												323	H	Cal Poly	79 54
												347	H	Ark.-Pine Bluff	89 33
LAST 12 Division I GAMES:															
1	N	Notre Dame	81 91	5	H	Oregon	67 62								
17	N	South Carolina	70 68	5	A	Oregon	68 77								
89	A	Arizona	65 60	38	A	California	82 74								
20	A	Arizona St.	54 66	4	A	Stanford	44 61								
33	H	UCLA	75 72	76	H	Utah	71 63								
42	H	Southern California	68 61	172	H	Colorado	89 65								

Non-Div I Games:

Oregon St.

Average RPI Win:	205	WON-LOST	WINNING	LAST 10	STRENGTH OF	OPP. STRENGTH	TEAM	ADJ.	CONF.	ADJ CONF.
Average RPI Loss:	56	RECORD	PCT. RANK	GAMES	SCHEDULE	OF SCHEDULE	RPI	RPI	RPI	RPI
DIV. I ONLY	17- 11	115	0- 1	97	98	92	92	7	7	
DIV. I NON-CONF.	7- 3	83	0- 0	164	210	79	79	7	7	
<hr/>										
TOTALS	RPI 1-25	RPI 26-50	W-L RECORDS	RPI 51-100	RPI 101-150	RPI 150+				
17- 11	0- 3	0- 4	OVERALL	4- 2	1- 1	12- 1				
9- 4	0- 1	0- 1	HOME	2- 1	1- 0	6- 1				
8- 6	0- 2	0- 2	AWAY	2- 1	0- 1	6- 0				
0- 1	0- 0	0- 1	NEUTRAL	0- 0	0- 0	0- 0				
7- 3	0- 1	0- 2	NON-CONFERENCE	2- 0	0- 0	5- 0				
4- 0	0- 0	0- 0	HOME	1- 0	0- 0	3- 0				
3- 2	0- 1	0- 1	AWAY	1- 0	0- 0	2- 0				
0- 1	0- 0	0- 1	NEUTRAL	0- 0	0- 0	0- 0				
10- 8	0- 2	0- 2	CONFERENCE	2- 2	1- 1	7- 1				
5- 4	0- 1	0- 1	HOME	1- 1	1- 0	3- 1				
5- 4	0- 1	0- 1	AWAY	1- 1	0- 1	4- 0				
0- 0	0- 0	0- 0	NEUTRAL	0- 0	0- 0	0- 0				

RPI 1-25				RPI 26-50				RPI 51-100 Team's RPI: 92				RPI 101+			
RPI	S	Opponent	Score	RPI	S	Opponent	Score	RPI	S	Opponent	Score	RPI	S	Opponent	Score
13	A	Gonzaga	65 88	34	A	BYU	49 75	53	A	Saint Mary's (CA)	62 75	106	A	Pepperdine	76 96
13	H	Gonzaga	51 63	34	H	BYU	74 77	53	H	Saint Mary's (CA)	76 67	106	H	Pepperdine	78 67
15	A	UCF	57 64	38	N	California	69 81	64	H	Wyoming	70 64	163	A	Santa Clara	74 70
				50	A	Lamar University	66 82	81	A	UC Davis	83 80	163	H	Santa Clara	83 88
								100	A	Loyola Marymount	81 75	175	A	Portland	76 66
								100	H	Loyola Marymount	67 72	175	H	Portland	87 77
												252	A	San Francisco	85 75
												252	H	San Francisco	74 48
												260	A	Cal St. Fullerton	72 64
												269	A	San Diego	70 53
												269	H	San Diego	79 47
												295	H	UC Santa Barbara	69 53
												299	A	San Jose St.	91 67
												324	H	North Dakota St.	75 68
												345	H	Seattle U	75 61
<hr/>															
LAST 12 Division I GAMES:															
53	A	Saint Mary's (CA)	62 75	269	A	San Diego	70 53								
100	A	Loyola Marymount	81 75	175	H	Portland	87 77								
106	A	Pepperdine	76 96	13	H	Gonzaga	51 63								
163	H	Santa Clara	83 88	106	H	Pepperdine	78 67								
252	H	San Francisco	74 48	100	H	Loyola Marymount	67 72								
34	A	BYU	49 75	252	A	San Francisco	85 75								

Non-Div I Games:

Pacific

■ Loss,
■ Non-Conf,
■ S Site,
■ Home
■ A Away
N Neutral

Average RPI Win:	208	WON-LOST	WINNING	LAST 10	STRENGTH OF	OPP. STRENGTH	TEAM	ADJ.	CONF.	ADJ CONF.
Average RPI Loss:	48	RECORD	PCT. RANK	GAMES	SCHEDULE	OF SCHEDULE	RPI	RPI	RPI	RPI
DIV. I ONLY	19- 5	33	1- 0	171	110	61	61	11	11	
DIV. I NON-CONF.	9- 3	62	0- 0	213	104	86	86	11	11	
TOTALS	RPI 1-25	RPI 26-50	W-L RECORDS	RPI 51-100	RPI 101-150	RPI 150+				
19- 5	0- 1	0- 1	OVERALL	3- 3	1- 0	15- 0				
10- 2	0- 0	0- 1	HOME	1- 1	1- 0	8- 0				
9- 2	0- 1	0- 0	AWAY	2- 1	0- 0	7- 0				
0- 1	0- 0	0- 0	NEUTRAL	0- 1	0- 0	0- 0				
9- 3	0- 1	0- 1	NON-CONFERENCE	1- 1	0- 0	8- 0				
4- 1	0- 0	0- 1	HOME	0- 0	0- 0	4- 0				
5- 1	0- 1	0- 0	AWAY	1- 0	0- 0	4- 0				
0- 1	0- 0	0- 0	NEUTRAL	0- 1	0- 0	0- 0				
10- 2	0- 0	0- 0	CONFERENCE	2- 2	1- 0	7- 0				
6- 1	0- 0	0- 0	HOME	1- 1	1- 0	4- 0				
4- 1	0- 0	0- 0	AWAY	1- 1	0- 0	3- 0				
0- 0	0- 0	0- 0	NEUTRAL	0- 0	0- 0	0- 0				

RPI 1-25				RPI 26-50				RPI 51-100				RPI 101+			
RPI	S	Opponent	Score	RPI	S	Opponent	Score	RPI	S	Opponent	Score	RPI	S	Opponent	Score
1	A	Notre Dame	55 75	44	H	Villanova	50 58	55	A	Princeton	66 60	125	H	Yale	54 48
								55	H	Princeton	53 68	155	H	Temple	71 62
								57	N	Maine	46 47	189	A	Stetson	75 53
								80	A	Drexel	55 39	197	A	Dartmouth	60 44
								84	A	Harvard	72 80	197	H	Dartmouth	56 52
								84	H	Harvard	75 70	203	A	Cornell	59 46
												203	H	Cornell	69 58
												229	H	Saint Joseph's	65 45
												246	A	Columbia	72 60
												246	H	Columbia	79 56
												250	A	Navy	65 61
												266	A	Siena	58 51
												281	H	La Salle	65 34
												285	H	Brown	83 43
												327	A	Iona	66 43
												330	H	NJIT	85 42
LAST 12 Division I GAMES:															
197	H	Dartmouth	56 52	197	A	Dartmouth	60 44								
84	H	Harvard	75 70	125	H	Yale	54 48								
55	H	Princeton	53 68	285	H	Brown	83 43								
203	H	Cornell	69 58	246	A	Columbia	72 60								
246	H	Columbia	79 56	203	A	Cornell	59 46								
84	A	Harvard	72 80	155	H	Temple	71 62								

Non-Div I Games: Haverford 81 46

Penn

Average RPI Win:	164	WON-LOST	WINNING	LAST 10	STRENGTH OF	OPP. STRENGTH	TEAM	ADJ.	CONF.	ADJ CONF.
Average RPI Loss:	60	RECORD	PCT. RANK	GAMES	SCHEDULE	OF SCHEDULE	RPI	RPI	RPI	RPI
DIV. I ONLY	12- 17	219	0- 1	26	70	134	134	4	4	
DIV. I NON-CONF.	7- 4	108	0- 0	45	122	94	94	6	6	
TOTALS	RPI 1-25	RPI 26-50	W-L RECORDS	RPI 51-100	RPI 101-150	RPI 150+				
12- 17	0- 6	0- 4	OVERALL	3- 4	2- 3	7- 0				
9- 9	0- 3	0- 2	HOME	3- 2	1- 2	5- 0				
3- 8	0- 3	0- 2	AWAY	0- 2	1- 1	2- 0				
0- 0	0- 0	0- 0	NEUTRAL	0- 0	0- 0	0- 0				
7- 4	0- 1	0- 1	NON-CONFERENCE	2- 0	2- 2	3- 0				
6- 3	0- 0	0- 1	HOME	2- 0	1- 2	3- 0				
1- 1	0- 1	0- 0	AWAY	0- 0	1- 0	0- 0				
0- 0	0- 0	0- 0	NEUTRAL	0- 0	0- 0	0- 0				
5- 13	0- 5	0- 3	CONFERENCE	1- 4	0- 1	4- 0				
3- 6	0- 3	0- 1	HOME	1- 2	0- 0	2- 0				
2- 7	0- 2	0- 2	AWAY	0- 2	0- 1	2- 0				
0- 0	0- 0	0- 0	NEUTRAL	0- 0	0- 0	0- 0				

RPI	S	Opponent	Score	RPI	S	Opponent	Score	RPI	S	Opponent	Score	RPI	S	Opponent	Score	Team's RPI: 134
9	H	Iowa	61 81	38	H	California	58 75	55	H	Princeton	79 71	102	A	Fordham	72 55	
14	A	Maryland	67 79	41	A	Michigan St.	48 57	78	H	American	80 59	108	A	Northwestern	63 78	
14	H	Maryland	61 77	43	H	Michigan	62 66	83	H	Nebraska	74 79	122	H	Providence	74 72	
23	A	Florida St.	58 87	49	A	Indiana	75 83	86	A	Ohio St.	73 78	135	H	Duquesne	58 64	
25	A	Rutgers	61 74					86	H	Ohio St.	71 76	137	H	Stony Brook	70 81	
25	H	Rutgers	61 69					88	H	Purdue	72 61	190	A	Wisconsin	65 59	
								97	A	Minnesota	67 97	190	H	Wisconsin	71 64	
												211	A	Illinois	76 65	
												211	H	Illinois	62 48	
												227	H	Jacksonville	80 61	
												238	H	North Dakota	75 68	
												261	H	St. Bonaventure	80 65	
LAST 12 Division I GAMES:																
83	H	Nebraska	74 79	86	A	Ohio St.	73 78									
211	A	Illinois	76 65	9	H	Iowa	61 81									
88	H	Purdue	72 61	41	A	Michigan St.	48 57									
97	A	Minnesota	67 97	25	H	Rutgers	61 69									
108	A	Northwestern	63 78	190	A	Wisconsin	65 59									
43	H	Michigan	62 66	14	A	Maryland	67 79									

Non-Div I Games:

Penn St.

■ Loss,
 ■ Non-Conf, S Site,
 ■ Home
 ■ Away
 N Neutral

Pepperdine

Through Games Of March 5, 2019

Average RPI Win:	202	WON-LOST	WINNING	LAST 10	STRENGTH OF	OPP. STRENGTH	TEAM	ADJ.	CONF.	ADJ CONF.
Average RPI Loss:	107	RECORD	PCT. RANK	GAMES	SCHEDULE	OF SCHEDULE	RPI	RPI	RPI	RPI
DIV. I ONLY	18- 10	97	0- 0	209	89	106	106	7	7	
DIV. I NON-CONF.	6- 4	125	0- 0	346	208	216	216	7	7	
TOTALS	RPI 1-25	RPI 26-50	W-L RECORDS	RPI 51-100	RPI 101-150	RPI 150+				
18- 10	0- 2	1- 1	OVERALL	4- 2	0- 2	13- 3				
9- 1	0- 1	1- 0	HOME	3- 0	0- 0	5- 0				
7- 8	0- 1	0- 1	AWAY	1- 2	0- 2	6- 2				
2- 1	0- 0	0- 0	NEUTRAL	0- 0	0- 0	2- 1				
6- 4	0- 0	0- 0	NON-CONFERENCE	0- 0	0- 2	6- 2				
1- 0	0- 0	0- 0	HOME	0- 0	0- 0	1- 0				
3- 3	0- 0	0- 0	AWAY	0- 0	0- 2	3- 1				
2- 1	0- 0	0- 0	NEUTRAL	0- 0	0- 0	2- 1				
12- 6	0- 2	1- 1	CONFERENCE	4- 2	0- 0	7- 1				
8- 1	0- 1	1- 0	HOME	3- 0	0- 0	4- 0				
4- 5	0- 1	0- 1	AWAY	1- 2	0- 0	3- 1				
0- 0	0- 0	0- 0	NEUTRAL	0- 0	0- 0	0- 0				

RPI 1-25				RPI 26-50				RPI 51-100				RPI 101+ Team's RPI: 106			
RPI	S	Opponent	Score	RPI	S	Opponent	Score	RPI	S	Opponent	Score	RPI	S	Opponent	Score
13	A	Gonzaga	60 83	34	A	BYU	58 83	53	A	Saint Mary's (CA)	68 79	112	A	Idaho St.	63 65
13	H	Gonzaga	54 79	34	H	BYU	79 65	53	H	Saint Mary's (CA)	77 72	122	A	Providence	47 66
								92	A	Pacific	67 78	163	A	Santa Clara	76 74
								92	H	Pacific	96 76	163	H	Santa Clara	74 48
								100	A	Loyola Marymount	73 55	172	A	Colorado	65 80
								100	H	Loyola Marymount	95 86	175	A	Portland	63 85
												175	H	Portland	82 68
												236	A	Hawaii	65 64
												239	N	Northern Ky.	51 46
												252	A	San Francisco	72 66
												252	H	San Francisco	69 50
												255	N	Sacramento St.	113 97
												269	A	San Diego	74 55
												269	H	San Diego	88 65
												281	N	La Salle	55 62
												319	H	Weber St.	68 47
												323	A	Cal Poly	70 63
												345	A	Seattle U	78 64
LAST 12 Division I GAMES:															
175	A	Portland	63 85	252	A	San Francisco	72 66								
13	A	Gonzaga	60 83	34	H	BYU	79 65								
53	H	Saint Mary's (CA)	77 72	269	H	San Diego	88 65								
92	H	Pacific	96 76	92	A	Pacific	67 78								
100	A	Loyola Marymount	73 55	53	A	Saint Mary's (CA)	68 79								
163	A	Santa Clara	76 74	100	H	Loyola Marymount	95 86								

Non-Div I Games: Cal St. L.A. 80 56

Pepperdine

Loss, Non-Conf, S Site, H Home A Away N Neutral

Pittsburgh

Through Games Of March 5, 2019

Average RPI Win:	147	WON-LOST	WINNING	LAST 10	STRENGTH OF	OPP. STRENGTH	TEAM	ADJ.	CONF.	ADJ CONF.
Average RPI Loss:	53	RECORD	PCT. RANK	GAMES	SCHEDULE	OF SCHEDULE	RPI	RPI	RPI	RPI
DIV. I ONLY	11- 19	252	0- 1	12	19	121	121	1	1	
DIV. I NON-CONF.	9- 5	104	0- 0	65	134	92	92	1	1	
TOTALS	RPI 1-25	RPI 26-50	W-L RECORDS	RPI 51-100	RPI 101-150	RPI 150+				
11- 19	0- 9	1- 0	OVERALL	2- 7	5- 2	3- 1				
6- 10	0- 4	1- 0	HOME	1- 4	2- 2	2- 0				
3- 8	0- 5	0- 0	AWAY	0- 3	3- 0	0- 0				
2- 1	0- 0	0- 0	NEUTRAL	1- 0	0- 0	1- 1				
9- 5	0- 1	0- 0	NON-CONFERENCE	2- 2	4- 1	3- 1				
5- 3	0- 1	0- 0	HOME	1- 1	2- 1	2- 0				
2- 1	0- 0	0- 0	AWAY	0- 1	2- 0	0- 0				
2- 1	0- 0	0- 0	NEUTRAL	1- 0	0- 0	1- 1				
2- 14	0- 8	1- 0	CONFERENCE	0- 5	1- 1	0- 0				
1- 7	0- 3	1- 0	HOME	0- 3	0- 1	0- 0				
1- 7	0- 5	0- 0	AWAY	0- 2	1- 0	0- 0				
0- 0	0- 0	0- 0	NEUTRAL	0- 0	0- 0	0- 0				

RPI S	Opponent	Score	RPI S	Opponent	Score	RPI S	Opponent	Score	RPI S	Opponent	Score	Team's RPI: 121
1	A Notre Dame	44 100	39	H North Carolina	91 78	54	A Georgia Tech	55 67	102	H Fordham	65 62	
3	A Louisville	42 70				56	H Clemson	59 65	108	A Northwestern	52 49	
3	H Louisville	40 67				62	H Virginia Tech	58 74	117	H Youngstown St.	55 64	
7	A NC State	34 63				71	H West Virginia	43 77	119	H UNCW	60 56	
10	A Syracuse	63 90				72	H Cincinnati	65 48	124	H Boston College	55 59	
10	H Syracuse	50 82				73	A Georgetown	41 70	135	A Duquesne	66 58	
15	H UCF	58 61				79	A Duke	55 74	143	A Wake Forest	70 64	
18	H Miami (FL)	51 65				94	N Arkansas	61 54	190	N Wisconsin	42 57	
23	A Florida St.	46 78				95	H Virginia	57 74	213	H Saint Francis (PA)	78 75	
									288	H New Orleans	90 38	
									302	N Tennessee St.	78 56	
LAST 12 Division I GAMES:												
3	H Louisville	40 67	54	A Georgia Tech	55 67							
143	A Wake Forest	70 64	79	A Duke	55 74							
10	A Syracuse	63 90	62	H Virginia Tech	58 74							
23	A Florida St.	46 78	3	A Louisville	42 70							
39	H North Carolina	91 78	95	H Virginia	57 74							
18	H Miami (FL)	51 65	56	H Clemson	59 65							

Non-Div I Games:

Pittsburgh

■ Loss,
■ Non-Conf, S Site,
■ Home
■ Away
N Neutral

Portland

Through Games Of March 5, 2019

Average RPI Win:	246	WON-LOST	WINNING	LAST 10	STRENGTH OF	OPP. STRENGTH	TEAM	ADJ.	CONF.	ADJ CONF.
Average RPI Loss:	89	RECORD	PCT. RANK	GAMES	SCHEDULE	OF SCHEDULE	RPI	RPI	RPI	RPI
DIV. I ONLY	11- 16	226	0- 0	107	118	175	175	7	7	
DIV. I NON-CONF.	6- 3	91	0- 0	215	334	139	139	7	7	
TOTALS	RPI 1-25	RPI 26-50	W-L RECORDS	RPI 51-100	RPI 101-150	RPI 150+				
11- 16	0- 2	0- 2	OVERALL	0- 7	1- 2	10- 3				
6- 7	0- 1	0- 1	HOME	0- 3	1- 0	5- 2				
5- 8	0- 1	0- 1	AWAY	0- 3	0- 2	5- 1				
0- 1	0- 0	0- 0	NEUTRAL	0- 1	0- 0	0- 0				
6- 3	0- 0	0- 0	NON-CONFERENCE	0- 1	0- 1	6- 1				
3- 1	0- 0	0- 0	HOME	0- 0	0- 0	3- 1				
3- 1	0- 0	0- 0	AWAY	0- 0	0- 1	3- 0				
0- 1	0- 0	0- 0	NEUTRAL	0- 1	0- 0	0- 0				
5- 13	0- 2	0- 2	CONFERENCE	0- 6	1- 1	4- 2				
3- 6	0- 1	0- 1	HOME	0- 3	1- 0	2- 1				
2- 7	0- 1	0- 1	AWAY	0- 3	0- 1	2- 1				
0- 0	0- 0	0- 0	NEUTRAL	0- 0	0- 0	0- 0				

RPI 1-25				RPI 26-50				RPI 51-100				RPI 101+ Team's RPI: 175			
RPI	S	Opponent	Score	RPI	S	Opponent	Score	RPI	S	Opponent	Score	RPI	S	Opponent	Score
13	A	Gonzaga	71 97	34	A	BYU	71 79	53	A	Saint Mary's (CA)	85 113	106	A	Pepperdine	68 82
13	H	Gonzaga	62 93	34	H	BYU	69 70	53	H	Saint Mary's (CA)	91 98	106	H	Pepperdine	85 63
								89	N	Arizona	70 92	132	A	Portland St.	79 92
								92	A	Pacific	77 87	163	A	Santa Clara	68 106
								92	H	Pacific	66 76	163	H	Santa Clara	66 72
								100	A	Loyola Marymount	58 76	176	H	Utah St.	61 54
								100	H	Loyola Marymount	54 70	181	H	UC Irvine	69 84
												236	A	Hawaii	72 65
												252	A	San Francisco	69 66
												252	H	San Francisco	78 73
												260	H	Cal St. Fullerton	83 74
												269	A	San Diego	69 60
												269	H	San Diego	96 74
												277	A	Utah Valley	65 60
												294	H	Air Force	79 60
												319	A	Weber St.	89 73
LAST 12 Division I GAMES:															
106	H	Pepperdine	85 63	13	H	Gonzaga	62 93	92	A	Pacific	77 87	53	A	Saint Mary's (CA)	85 113
100	H	Loyola Marymount	54 70	252	H	San Francisco	78 73	163	H	Santa Clara	66 72	34	A	BYU	71 79
163	A	Santa Clara	68 106	269	H	San Diego	96 74	34	H	BYU	69 70				

Non-Div I Games: Warner Pacific 98 63 Willamette 82 27

Portland

Loss, Non-Conf, S Site, H Home A Away N Neutral

Average RPI Win:	235	WON-LOST	WINNING	LAST 10	STRENGTH OF	OPP. STRENGTH	TEAM	ADJ.	CONF.	ADJ CONF.
Average RPI Loss:	108	RECORD	PCT. RANK	GAMES	SCHEDULE	OF SCHEDULE	RPI	RPI	RPI	RPI
DIV. I ONLY	20- 6	39	1- 0	299	186	132	132	16	16	
DIV. I NON-CONF.	7- 1	30	0- 0	328	285	160	160	13	13	
TOTALS	RPI 1-25	RPI 26-50	W-L RECORDS	RPI 51-100	RPI 101-150	RPI 150+				
20- 6	0- 0	0- 0	OVERALL	1- 2	2- 3	17- 1				
13- 3	0- 0	0- 0	HOME	1- 1	2- 1	10- 1				
7- 3	0- 0	0- 0	AWAY	0- 1	0- 2	7- 0				
0- 0	0- 0	0- 0	NEUTRAL	0- 0	0- 0	0- 0				
7- 1	0- 0	0- 0	NON-CONFERENCE	1- 0	0- 0	6- 1				
5- 1	0- 0	0- 0	HOME	1- 0	0- 0	4- 1				
2- 0	0- 0	0- 0	AWAY	0- 0	0- 0	2- 0				
0- 0	0- 0	0- 0	NEUTRAL	0- 0	0- 0	0- 0				
13- 5	0- 0	0- 0	CONFERENCE	0- 2	2- 3	11- 0				
8- 2	0- 0	0- 0	HOME	0- 1	2- 1	6- 0				
5- 3	0- 0	0- 0	AWAY	0- 1	0- 2	5- 0				
0- 0	0- 0	0- 0	NEUTRAL	0- 0	0- 0	0- 0				

RPI 1-25				RPI 26-50				RPI 51-100				RPI 101+				Team's RPI: 132	
RPI	S	Opponent	Score	RPI	S	Opponent	Score	RPI	S	Opponent	Score	RPI	S	Opponent	Score		
								67	A	Idaho	78	80	107	A	Northern Colo.	63	79
								67	H	Idaho	68	81	107	H	Northern Colo.	85	66
								81	H	UC Davis	65	50	112	A	Idaho St.	54	72
													112	H	Idaho St.	57	58
													142	H	Montana St.	55	53
													175	H	Portland	92	79
													179	A	Eastern Wash.	76	64
													179	H	Eastern Wash.	76	57
													181	H	UC Irvine	68	73
													188	H	Montana	78	60
													194	H	UNLV	58	49
													242	A	Northern Ariz.	74	59
													242	H	Northern Ariz.	72	55
													255	A	Sacramento St.	75	57
													255	H	Sacramento St.	74	58
													276	A	UTEP	89	61
													283	A	Southern Utah	81	56
													283	H	Southern Utah	63	49
													299	H	San Jose St.	80	51
													319	A	Weber St.	77	59
													319	H	Weber St.	65	38
													335	A	Grand Canyon	60	55
													345	H	Seattle U	68	43
LAST 12 Division I GAMES:																	
179	H	Eastern Wash.	76	57	107	H	Northern Colo.	85	66								
67	H	Idaho	68	81	255	H	Sacramento St.	74	58								
255	A	Sacramento St.	75	57	112	H	Idaho St.	57	58								
112	A	Idaho St.	54	72	319	H	Weber St.	65	38								
283	A	Southern Utah	81	56	67	A	Idaho	78	80								
242	A	Northern Ariz.	74	59	179	A	Eastern Wash.	76	64								

Non-Div I Games: Warner Pacific 102 49

Portland St.

Loss, Non-Conf, S Site, H Home A Away N Neutral

Prairie View

Through Games Of March 5, 2019

Average RPI Win:	294	WON-LOST	WINNING	LAST 10	STRENGTH OF	OPP. STRENGTH	TEAM	ADJ.	CONF.	ADJ CONF.
Average RPI Loss:	149	RECORD	PCT. RANK	GAMES	SCHEDULE	OF SCHEDULE	RPI	RPI	RPI	RPI
DIV. I ONLY	12- 12	172	0- 1	283	299	198	198	29	29	
DIV. I NON-CONF.	1- 7	319	0- 0	40	29	210	210	28	28	
TOTALS	RPI 1-25	RPI 26-50	W-L RECORDS	RPI 51-100	RPI 101-150	RPI 150+				
12- 12	0- 2	0- 1	OVERALL	0- 1	0- 1	12- 7				
5- 3	0- 0	0- 1	HOME	0- 0	0- 0	5- 2				
6- 9	0- 2	0- 0	AWAY	0- 1	0- 1	6- 5				
1- 0	0- 0	0- 0	NEUTRAL	0- 0	0- 0	1- 0				
1- 7	0- 2	0- 1	NON-CONFERENCE	0- 1	0- 1	1- 2				
0- 1	0- 0	0- 1	HOME	0- 0	0- 0	0- 0				
0- 6	0- 2	0- 0	AWAY	0- 1	0- 1	0- 2				
1- 0	0- 0	0- 0	NEUTRAL	0- 0	0- 0	1- 0				
11- 5	0- 0	0- 0	CONFERENCE	0- 0	0- 0	11- 5				
5- 2	0- 0	0- 0	HOME	0- 0	0- 0	5- 2				
6- 3	0- 0	0- 0	AWAY	0- 0	0- 0	6- 3				
0- 0	0- 0	0- 0	NEUTRAL	0- 0	0- 0	0- 0				

RPI 1-25				RPI 26-50				RPI 51-100				RPI 101+ Team's RPI: 198			
RPI	S	Opponent	Score	RPI	S	Opponent	Score	RPI	S	Opponent	Score	RPI	S	Opponent	Score
11	A	Iowa St.	46 94	30	H	Rice	58 68	94	A	Arkansas	44 71	129	A	Oklahoma St.	50 70
16	A	Texas A&M	57 70									172	A	Colorado	38 79
												173	A	Southern U.	55 54
												205	A	Texas Southern	67 73
												205	H	Texas Southern	44 52
												217	A	Grambling	57 73
												217	H	Grambling	63 64
												225	A	UTRGV	50 57
												256	N	A&M-Corpus Christi	67 59
												262	A	Alabama St.	59 67
												262	H	Alabama St.	71 59
												268	A	Jackson St.	89 80
												268	H	Jackson St.	76 57
												300	A	Alabama A&M	72 69
												300	H	Alabama A&M	77 65
												326	A	Mississippi Val.	75 65
												326	H	Mississippi Val.	91 55
												347	A	Ark.-Pine Bluff	80 41
												347	H	Ark.-Pine Bluff	79 46
												351	A	Alcorn	82 61
LAST 12 Division I GAMES:															
262	A	Alabama St.	59 67	205	A	Texas Southern	67 73								
300	A	Alabama A&M	72 69	262	H	Alabama St.	71 59								
347	H	Ark.-Pine Bluff	79 46	300	H	Alabama A&M	77 65								
326	H	Mississippi Val.	91 55	347	A	Ark.-Pine Bluff	80 41								
217	A	Grambling	57 73	326	A	Mississippi Val.	75 65								
268	A	Jackson St.	89 80	217	H	Grambling	63 64								

Non-Div I Games: Jarvis Christian 117 32 Arlington Baptist 105 31

Prairie View

Loss, Non-Conf, S Site, H Home A Away N Neutral

Average RPI Win:	319	WON-LOST	WINNING	LAST 10	STRENGTH OF	OPP. STRENGTH	TEAM	ADJ.	CONF.	ADJ CONF.
Average RPI Loss:	197	RECORD	PCT. RANK	GAMES	SCHEDULE	OF SCHEDULE	RPI	RPI	RPI	RPI
DIV. I ONLY	6- 21	306	1- 0	309	302	331	331	28	28	
DIV. I NON-CONF.	2- 9	297	0- 0	288	267	322	322	29	29	
TOTALS	RPI 1-25	RPI 26-50	W-L RECORDS	RPI 51-100	RPI 101-150	RPI 150+				
6- 21	0- 0	0- 0	OVERALL	0- 2	0- 4	6- 15				
3- 8	0- 0	0- 0	HOME	0- 0	0- 1	3- 7				
3- 13	0- 0	0- 0	AWAY	0- 2	0- 3	3- 8				
0- 0	0- 0	0- 0	NEUTRAL	0- 0	0- 0	0- 0				
2- 9	0- 0	0- 0	NON-CONFERENCE	0- 1	0- 2	2- 6				
1- 2	0- 0	0- 0	HOME	0- 0	0- 0	1- 2				
1- 7	0- 0	0- 0	AWAY	0- 1	0- 2	1- 4				
0- 0	0- 0	0- 0	NEUTRAL	0- 0	0- 0	0- 0				
4- 12	0- 0	0- 0	CONFERENCE	0- 1	0- 2	4- 9				
2- 6	0- 0	0- 0	HOME	0- 0	0- 1	2- 5				
2- 6	0- 0	0- 0	AWAY	0- 1	0- 1	2- 4				
0- 0	0- 0	0- 0	NEUTRAL	0- 0	0- 0	0- 0				

[illegible]

Non-Div I Games:

Presbyterian

■ Loss, ■ Non-Conf, S Site, H Home A Away N Neutral

Average RPI Win:	178	WON-LOST	WINNING	LAST 10	STRENGTH OF	OPP. STRENGTH	TEAM	ADJ.	CONF.	ADJ CONF.
Average RPI Loss:	86	RECORD	PCT. RANK	GAMES	SCHEDULE	OF SCHEDULE	RPI	RPI	RPI	RPI
DIV. I ONLY	18- 9	82	1- 0	61	115	55	55	11	11	
DIV. I NON-CONF.	8- 7	160	0- 0	53	82	71	71	11	11	
TOTALS	RPI 1-25	RPI 26-50	W-L RECORDS	RPI 51-100	RPI 101-150	RPI 150+				
18- 9	0- 2	1- 2	OVERALL	3- 1	2- 3	12- 1				
8- 3	0- 0	1- 0	HOME	1- 1	1- 2	5- 0				
10- 3	0- 0	0- 1	AWAY	2- 0	1- 1	7- 1				
0- 3	0- 2	0- 1	NEUTRAL	0- 0	0- 0	0- 0				
8- 7	0- 2	1- 2	NON-CONFERENCE	0- 0	2- 2	5- 1				
3- 1	0- 0	1- 0	HOME	0- 0	1- 1	1- 0				
5- 3	0- 0	0- 1	AWAY	0- 0	1- 1	4- 1				
0- 3	0- 2	0- 1	NEUTRAL	0- 0	0- 0	0- 0				
10- 2	0- 0	0- 0	CONFERENCE	3- 1	0- 1	7- 0				
5- 2	0- 0	0- 0	HOME	1- 1	0- 1	4- 0				
5- 0	0- 0	0- 0	AWAY	2- 0	0- 0	3- 0				
0- 0	0- 0	0- 0	NEUTRAL	0- 0	0- 0	0- 0				

RPI 1-25				RPI 26-50				RPI 51-100				Team's RPI: 55				RPI 101+			
RPI	S	Opponent	Score	RPI	S	Opponent	Score	RPI	S	Opponent	Score	RPI	S	Opponent	Score	RPI	S	Opponent	Score
10	N	Syracuse	61 92	35	N	Kansas St.	61 80	61	A	Penn	68 53	110	A	Hartford	75 38				
24	N	DePaul	67 82	44	A	Villanova	46 67	61	H	Penn	60 66	125	H	Yale	86 96				
				45	H	Quinnipiac	54 42	84	A	Harvard	75 71	126	H	Marist	60 57				
								84	H	Harvard	61 58	128	H	Seton Hall	66 70				
												134	A	Penn St.	71 79				
												151	H	Davidson	65 57				
												171	A	Rider	89 65				
												197	A	Dartmouth	82 75				
												197	H	Dartmouth	64 47				
												203	A	Cornell	75 46				
												203	H	Cornell	68 64				
												215	A	George Washington	49 64				
												230	A	Monmouth	79 47				
												246	A	Columbia	79 64				
												246	H	Columbia	65 59				
												247	A	St. Francis Brooklyn	83 64				
												285	H	Brown	93 74				
												321	A	New Hampshire	90 42				
LAST 12 Division I GAMES:																			
				84	H	Harvard	61 58	84	A	Harvard	75 71								
				197	H	Dartmouth	64 47	285	H	Brown	93 74								
				61	A	Penn	68 53	125	H	Yale	86 96								
				246	H	Columbia	65 59	203	A	Cornell	75 46								
				203	H	Cornell	68 64	246	A	Columbia	79 64								
				197	A	Dartmouth	82 75	61	H	Penn	60 66								

Non-Div I Games:

Princeton

Providence

Through Games Of March 5, 2019

Average RPI Win:	162	WON-LOST	WINNING	LAST 10	STRENGTH OF	OPP. STRENGTH	TEAM	ADJ.	CONF.	ADJ CONF.
Average RPI Loss:	82	RECORD	PCT. RANK	GAMES	SCHEDULE	OF SCHEDULE	RPI	RPI	RPI	RPI
DIV. I ONLY	16- 14	157	1- 0	88	72	122	122	6	6	
DIV. I NON-CONF.	8- 4	91	1- 0	229	194	148	148	4	4	
TOTALS	RPI 1-25	RPI 26-50	W-L RECORDS	RPI 51-100	RPI 101-150	RPI 150+				
16- 14	0- 4	1- 2	OVERALL	3- 3	5- 4	7- 1				
9- 7	0- 2	1- 1	HOME	1- 2	3- 2	4- 0				
6- 7	0- 2	0- 1	AWAY	2- 1	2- 2	2- 1				
1- 0	0- 0	0- 0	NEUTRAL	0- 0	0- 0	1- 0				
8- 4	0- 0	0- 1	NON-CONFERENCE	0- 0	3- 2	5- 1				
5- 2	0- 0	0- 1	HOME	0- 0	2- 1	3- 0				
2- 2	0- 0	0- 0	AWAY	0- 0	1- 1	1- 1				
1- 0	0- 0	0- 0	NEUTRAL	0- 0	0- 0	1- 0				
8- 10	0- 4	1- 1	CONFERENCE	3- 3	2- 2	2- 0				
4- 5	0- 2	1- 0	HOME	1- 2	1- 1	1- 0				
4- 5	0- 2	0- 1	AWAY	2- 1	1- 1	1- 0				
0- 0	0- 0	0- 0	NEUTRAL	0- 0	0- 0	0- 0				

RPI S	Opponent	Score	RPI S	Opponent	Score	RPI S	Opponent	Score	RPI S	Opponent	Score	Team's RPI: 122
12	A Marquette	46 85	44	A Villanova	33 53	60	A Butler	66 63	106	H Pepperdine	66 47	
12	H Marquette	57 80	44	H Villanova	67 61	60	H Butler	74 68	109	H Northeastern	59 65	
24	A DePaul	62 88	45	H Quinnipiac	44 48	73	A Georgetown	56 61	118	A St. John's (NY)	67 66	
24	H DePaul	61 76				73	H Georgetown	52 68	118	H St. John's (NY)	57 60	
						99	A Creighton	77 63	124	A Boston College	61 57	
						99	H Creighton	64 73	125	H Yale	59 42	
									128	A Seton Hall	73 79	
									128	H Seton Hall	82 75	
									134	A Penn St.	72 74	
									192	H Sacred Heart	62 52	
									200	A Xavier	63 55	
									200	H Xavier	71 58	
									239	H Northern Ky.	48 43	
									257	A Rhode Island	65 72	
									281	H La Salle	77 47	
									298	N Bryant	72 64	
									320	A UMass Lowell	71 47	
LAST 12 Division I GAMES:												
298	N Bryant	72 64	118	H St. John's (NY)	57 60							
12	H Marquette	57 80	128	H Seton Hall	82 75							
24	H DePaul	61 76	73	A Georgetown	56 61							
99	H Creighton	64 73	44	A Villanova	33 53							
60	A Butler	66 63	99	A Creighton	77 63							
200	A Xavier	63 55	200	H Xavier	71 58							

Non-Div I Games:

Providence

■ Loss,
■ Non-Conf,
■ S Site,
■ H Home
■ A Away
N Neutral

Through Games of March 5, 1919

Average RPI Win:	145	WON-LOST	WINNING	LAST 10	STRENGTH OF	OPP. STRENGTH	TEAM	ADJ.	CONF.	ADJ CONF.
Average RPI Loss:	65	RECORD	PCT. RANK	GAMES	SCHEDULE	OF SCHEDULE	RPI	RPI	RPI	RPI
DIV. I ONLY	17- 14	151	0- 1	36	56	88	88	4	4	
DIV. I NON-CONF.	9- 4	85	0- 0	107	60	83	83	6	6	
TOTALS	RPI 1-25	RPI 26-50	W-L RECORDS	RPI 51-100	RPI 101-150	RPI 150+				
17- 14	2- 5	2- 3	OVERALL	3- 3	2- 2	8- 1				
13- 4	2- 2	2- 0	HOME	2- 2	1- 0	6- 0				
3- 8	0- 2	0- 3	AWAY	1- 1	1- 1	1- 1				
1- 2	0- 1	0- 0	NEUTRAL	0- 0	0- 1	1- 0				
9- 4	1- 2	0- 1	NON-CONFERENCE	1- 0	0- 1	7- 0				
7- 1	1- 1	0- 0	HOME	1- 0	0- 0	5- 0				
1- 1	0- 0	0- 1	AWAY	0- 0	0- 0	1- 0				
1- 2	0- 1	0- 0	NEUTRAL	0- 0	0- 1	1- 0				
8- 10	1- 3	2- 2	CONFERENCE	2- 3	2- 1	1- 1				
6- 3	1- 1	2- 0	HOME	1- 2	1- 0	1- 0				
2- 7	0- 2	0- 2	AWAY	1- 1	1- 1	0- 1				
0- 0	0- 0	0- 0	NEUTRAL	0- 0	0- 0	0- 0				

RPI S	Opponent	Score	RPI S	Opponent	Score	RPI S	Opponent	Score	RPI S	Opponent	Score
6 N	UConn	40 86	37 A	Ohio	73 80	83 A	Nebraska	61 67	108 A	Northwestern	57 54
9 A	Iowa	58 72	41 A	Michigan St.	66 74	83 H	Nebraska	64 84	108 H	Northwestern	61 58
9 H	Iowa	62 57	43 H	Michigan	71 70	84 H	Harvard	66 65	118 N	St. John's (NY)	62 68
14 H	Maryland	55 58	49 A	Indiana	51 73	86 H	Ohio St.	60 42	134 A	Penn St.	61 72
17 H	South Carolina	73 82	49 H	Indiana	56 53	97 A	Minnesota	64 53	156 H	Bradley	74 61
18 H	Miami (FL)	74 63				97 H	Minnesota	45 65	190 A	Wisconsin	69 76
25 A	Rutgers	63 65							211 H	Illinois	72 50
									219 N	Ole Miss	70 59
									223 A	Ball St.	80 38
									228 H	Western Ill.	81 60
									243 H	Loyola Chicago	65 41
									245 H	Albany (NY)	53 41
									334 H	Purdue Fort Wayne	78 44
LAST 12 Division I GAMES:											
49 A	Indiana	51 73	211 H	Illinois	72 50						
14 H	Maryland	55 58	41 A	Michigan St.	66 74						
134 A	Penn St.	61 72	83 H	Nebraska	64 84						
108 H	Northwestern	61 58	9 A	Iowa	58 72						
97 H	Minnesota	45 65	97 A	Minnesota	64 53						
83 A	Nebraska	61 67	49 H	Indiana	56 53						

Non-Div I Games:

Purdue

■ Loss,
■ Non-Conf,
■ S Site,
■ H Home
■ A Away
N Neutral

Average RPI Win:	282	WON-LOST	WINNING	LAST 10	STRENGTH OF	OPP. STRENGTH	TEAM	ADJ.	CONF.	ADJ CONF.
Average RPI Loss:	193	RECORD	PCT. RANK	GAMES	SCHEDULE	OF SCHEDULE	RPI	RPI	RPI	RPI
DIV. I ONLY	4- 21	333	1- 0	301	237	334	334	19	19	
DIV. I NON-CONF.	1- 8	322	0- 0	342	290	349	349	19	19	
TOTALS	RPI 1-25	RPI 26-50	W-L RECORDS	RPI 51-100	RPI 101-150	RPI 150+				
4- 21	0- 0	0- 4	OVERALL	0- 1	0- 0	4- 16				
3- 8	0- 0	0- 2	HOME	0- 0	0- 0	3- 6				
1- 13	0- 0	0- 2	AWAY	0- 1	0- 0	1- 10				
0- 0	0- 0	0- 0	NEUTRAL	0- 0	0- 0	0- 0				
1- 8	0- 0	0- 0	NON-CONFERENCE	0- 1	0- 0	1- 7				
0- 3	0- 0	0- 0	HOME	0- 0	0- 0	0- 3				
1- 5	0- 0	0- 0	AWAY	0- 1	0- 0	1- 4				
0- 0	0- 0	0- 0	NEUTRAL	0- 0	0- 0	0- 0				
3- 13	0- 0	0- 4	CONFERENCE	0- 0	0- 0	3- 9				
3- 5	0- 0	0- 2	HOME	0- 0	0- 0	3- 3				
0- 8	0- 0	0- 2	AWAY	0- 0	0- 0	0- 6				
0- 0	0- 0	0- 0	NEUTRAL	0- 0	0- 0	0- 0				

RPI S	Opponent	Score	RPI S	Opponent	Score	RPI S	Opponent	Score	RPI S	Opponent	Score	Team's RPI: 334
			29 South Dakota St.	68 92		88 Purdue	44 78		157 Denver	62 82		
			29 South Dakota St.	52 85					157 Denver	70 55		
			36 South Dakota	51 69					170 Oral Roberts	56 66		
			36 South Dakota	49 71					170 Oral Roberts	61 72		
									195 Milwaukee	48 70		
									208 Eastern Mich.	72 87		
									228 Western Ill.	59 73		
									228 Western Ill.	61 90		
									235 SIUE	49 57		
									238 North Dakota	60 79		
									238 North Dakota	58 74		
									243 Loyola Chicago	67 81		
									272 Western Mich.	61 69		
									291 Eastern Ill.	63 72		
									311 Valparaiso	64 68		
									317 Omaha	61 70		
									317 Omaha	56 48		
									324 North Dakota St.	54 70		
									324 North Dakota St.	66 46		
									329 Evansville	72 66		
LAST 12 Division I GAMES:												
			324 North Dakota St.	66 46		36 South Dakota	49 71					
			238 North Dakota	58 74		170 Oral Roberts	56 66					
			29 South Dakota St.	68 92		157 Denver	70 55					
			317 Omaha	61 70		317 Omaha	56 48					
			157 Denver	62 82		228 Western Ill.	59 73					
			228 Western Ill.	61 90		36 South Dakota	51 69					

Non-Div I Games: Taylor (IN) 84 74 Goshen 86 45 Ind.-Kokomo 87 50

Purdue Fort Wayne

Loss, Non-Conf, S Site, Home Away N Neutral

Quinnipiac

Through Games Of March 5, 2019

Average RPI Win:	229	WON-LOST	WINNING	LAST 10	STRENGTH OF	OPP. STRENGTH	TEAM	ADJ.	CONF.	ADJ CONF.
Average RPI Loss:	32	RECORD	PCT. RANK	GAMES	SCHEDULE	OF SCHEDULE	RPI	RPI	RPI	RPI
DIV. I ONLY	23- 6	27	1- 0	113	187	45	45	26	26	
DIV. I NON-CONF.	5- 6	177	1- 0	19	8	57	57	27	27	
TOTALS	RPI 1-25	RPI 26-50	W-L RECORDS	RPI 51-100	RPI 101-150	RPI 150+				
23- 6	0- 1	0- 4	OVERALL	2- 1	3- 0	18- 0				
10- 2	0- 1	0- 1	HOME	0- 0	1- 0	9- 0				
12- 2	0- 0	0- 1	AWAY	2- 1	2- 0	8- 0				
1- 2	0- 0	0- 2	NEUTRAL	0- 0	0- 0	1- 0				
5- 6	0- 1	0- 4	NON-CONFERENCE	2- 1	1- 0	2- 0				
1- 2	0- 1	0- 1	HOME	0- 0	0- 0	1- 0				
3- 2	0- 0	0- 1	AWAY	2- 1	1- 0	0- 0				
1- 2	0- 0	0- 2	NEUTRAL	0- 0	0- 0	1- 0				
18- 0	0- 0	0- 0	CONFERENCE	0- 0	2- 0	16- 0				
9- 0	0- 0	0- 0	HOME	0- 0	1- 0	8- 0				
9- 0	0- 0	0- 0	AWAY	0- 0	1- 0	8- 0				
0- 0	0- 0	0- 0	NEUTRAL	0- 0	0- 0	0- 0				

RPI 1-25				RPI 26-50				RPI 51-100				RPI 101+			
RPI	S	Opponent	Score	RPI	S	Opponent	Score	RPI	S	Opponent	Score	RPI	S	Opponent	Score
15	H	UCF	45 47	26	H	Central Mich.	52 67	55	A	Princeton	42 54	122	A	Providence	48 44
				27	N	Texas	55 56	80	A	Drexel	56 52	126	A	Marist	76 69
				28	N	Missouri	51 65	84	A	Harvard	72 67	126	H	Marist	78 66
				40	A	Bucknell	58 75					171	A	Rider	66 60
												171	H	Rider	72 56
												223	N	Ball St.	69 66
												230	A	Monmouth	58 46
												230	H	Monmouth	67 38
												264	A	Niagara	96 55
												264	H	Niagara	62 42
												266	A	Siena	67 38
												266	H	Siena	68 31
												273	H	Richmond	65 48
												274	A	Manhattan	64 39
												274	H	Manhattan	59 42
												279	A	Canisius	55 42
												279	H	Canisius	68 51
												297	A	Fairfield	48 40
												297	H	Fairfield	81 36
												327	A	Iona	76 39
												344	H	Saint Peter's	90 45
LAST 12 Division I GAMES:															
				223	N	Ball St.	69 66					297	A	Fairfield	48 40
				28	N	Missouri	51 65					274	A	Manhattan	64 39
				266	A	Siena	67 38					279	H	Canisius	68 51
				274	H	Manhattan	59 42					264	H	Niagara	62 42
				126	H	Marist	78 66					171	H	Rider	72 56
				171	A	Rider	66 60					230	A	Monmouth	58 46

Non-Div I Games:

Quinnipiac

Loss, Non-Conf, S Site, H Home A Away N Neutral

Radford

Through Games Of March 5, 2019

Average RPI Win:	235	WON-LOST	WINNING	LAST 10	STRENGTH OF	OPP. STRENGTH	TEAM	ADJ.	CONF.	ADJ CONF.
Average RPI Loss:	122	RECORD	PCT. RANK	GAMES	SCHEDULE	OF SCHEDULE	RPI	RPI	RPI	RPI
DIV. I ONLY	20- 6	39	1- 0	197	271	85	85	28	28	
DIV. I NON-CONF.	5- 5	162	0- 0	99	68	109	109	29	29	
TOTALS	RPI 1-25	RPI 26-50	W-L RECORDS	RPI 51-100	RPI 101-150	RPI 150+				
20- 6	0- 1	0- 0	OVERALL	2- 2	2- 1	16- 2				
10- 1	0- 0	0- 0	HOME	0- 0	1- 1	9- 0				
9- 4	0- 1	0- 0	AWAY	2- 1	1- 0	6- 2				
1- 1	0- 0	0- 0	NEUTRAL	0- 1	0- 0	1- 0				
5- 5	0- 1	0- 0	NON-CONFERENCE	2- 2	0- 1	3- 1				
2- 1	0- 0	0- 0	HOME	0- 0	0- 1	2- 0				
2- 3	0- 1	0- 0	AWAY	2- 1	0- 0	0- 1				
1- 1	0- 0	0- 0	NEUTRAL	0- 1	0- 0	1- 0				
15- 1	0- 0	0- 0	CONFERENCE	0- 0	2- 0	13- 1				
8- 0	0- 0	0- 0	HOME	0- 0	1- 0	7- 0				
7- 1	0- 0	0- 0	AWAY	0- 0	1- 0	6- 1				
0- 0	0- 0	0- 0	NEUTRAL	0- 0	0- 0	0- 0				

RPI 1-25				RPI 26-50				RPI 51-100 Team's RPI: 85				RPI 101+			
RPI	S	Opponent	Score	RPI	S	Opponent	Score	RPI	S	Opponent	Score	RPI	S	Opponent	Score
7	A	NC State	58 75					62	A	Virginia Tech	44 55	116	A	High Point	84 79
								83	N	Nebraska	39 77	116	H	High Point	80 58
								93	A	VCU	54 49	131	H	Morehead St.	72 79
								95	A	Virginia	57 44	155	N	Temple	56 50
												187	A	UNC Asheville	45 44
												187	H	UNC Asheville	60 46
												207	A	Hampton	54 68
												209	A	Campbell	56 52
												209	H	Campbell	61 57
												231	H	ETSU	79 64
												240	A	Mt. St. Mary's	77 89
												249	H	Gardner-Webb	79 69
												290	H	South Carolina St.	61 31
												292	A	Charleston So.	67 41
												296	A	Winthrop	79 57
												296	H	Winthrop	70 49
												331	H	Presbyterian	59 49
												338	A	Longwood	68 34
												338	H	Longwood	81 52
												340	A	USC Upstate	82 41
												340	H	USC Upstate	55 43
LAST 12 Division I GAMES:															
340	H	USC Upstate	55 43	249	H	Gardner-Webb	79 69								
187	A	UNC Asheville	45 44	340	A	USC Upstate	82 41								
209	H	Campbell	61 57	209	A	Campbell	56 52								
296	A	Winthrop	79 57	331	H	Presbyterian	59 49								
338	H	Longwood	81 52	338	A	Longwood	68 34								
116	A	High Point	84 79	292	A	Charleston So.	67 41								

Non-Div I Games: Shepherd 60 46

Radford

Loss, Non-Conf, S Site, H Home A Away N Neutral

Rhode Island

Through Games Of March 5, 2019

Average RPI Win:	214	WON-LOST	WINNING	LAST 10	STRENGTH OF	OPP. STRENGTH	TEAM	ADJ.	CONF.	ADJ CONF.
Average RPI Loss:	156	RECORD	PCT. RANK	GAMES	SCHEDULE	OF SCHEDULE	RPI	RPI	RPI	RPI
DIV. I ONLY	8- 21	287	0- 1	159	171	257	257	17	17	
DIV. I NON-CONF.	5- 7	206	0- 0	94	157	165	165	16	16	
TOTALS	RPI 1-25	RPI 26-50	W-L RECORDS	RPI 51-100	RPI 101-150	RPI 150+				
8- 21	0- 1	0- 0	OVERALL	0- 4	1- 6	7- 10				
3- 11	0- 0	0- 0	HOME	0- 1	1- 5	2- 5				
5- 10	0- 1	0- 0	AWAY	0- 3	0- 1	5- 5				
0- 0	0- 0	0- 0	NEUTRAL	0- 0	0- 0	0- 0				
5- 7	0- 1	0- 0	NON-CONFERENCE	0- 3	1- 2	4- 1				
3- 3	0- 0	0- 0	HOME	0- 1	1- 2	2- 0				
2- 4	0- 1	0- 0	AWAY	0- 2	0- 0	2- 1				
0- 0	0- 0	0- 0	NEUTRAL	0- 0	0- 0	0- 0				
3- 14	0- 0	0- 0	CONFERENCE	0- 1	0- 4	3- 9				
0- 8	0- 0	0- 0	HOME	0- 0	0- 3	0- 5				
3- 6	0- 0	0- 0	AWAY	0- 1	0- 1	3- 4				
0- 0	0- 0	0- 0	NEUTRAL	0- 0	0- 0	0- 0				

RPI	S	Opponent	Score	RPI	S	Opponent	Score	RPI	S	Opponent	Score	RPI	S	Opponent	Score	Team's RPI: 257
21	A	Kentucky	52 75					56	A	Clemson	67 80	102	H	Fordham	38 56	
								84	H	Harvard	47 80	110	H	Hartford	51 65	
								93	A	VCU	39 74	120	H	Dayton	62 74	
								97	A	Minnesota	71 91	122	H	Providence	72 65	
												124	H	Boston College	64 88	
												135	A	Duquesne	69 106	
												135	H	Duquesne	58 75	
												151	A	Davidson	64 58	
												151	H	Davidson	67 77	
												177	A	Saint Louis	68 56	
												184	A	Holy Cross	65 73	
												186	A	Robert Morris	46 41	
												201	A	Massachusetts	34 56	
												201	H	Massachusetts	53 57	
												215	H	George Washington	59 64	
												224	A	George Mason	69 75	
												229	H	Saint Joseph's	48 55	
												238	H	North Dakota	77 63	
												261	A	St. Bonaventure	61 62	
												261	H	St. Bonaventure	68 84	
												273	A	Richmond	66 60	
												278	A	Vermont	61 58	
												281	A	La Salle	71 77	
												285	H	Brown	72 67	
LAST 12 Division I GAMES:																
135	A	Duquesne	69 106	135	H	Duquesne	58 75	201	A	Massachusetts	34 56	281	A	La Salle	71 77	
285	H	Brown	72 67	201	A	Massachusetts	34 56	120	H	Dayton	62 74	261	H	St. Bonaventure	68 84	
201	H	Massachusetts	53 57	281	A	La Salle	71 77	261	A	George Mason	69 75					
151	A	Davidson	64 58	120	H	Dayton	62 74									
229	H	Saint Joseph's	48 55													
261	A	St. Bonaventure	61 62													

Non-Div I Games:

Rhode Island

■ Loss,
 ■ Non-Conf,
 ■ S Site,
 ■ H Home
 ■ A Away
 N Neutral

Average RPI Win:	195	WON-LOST	WINNING	LAST 10	STRENGTH OF	OPP. STRENGTH	TEAM	ADJ.	CONF.	ADJ CONF.
Average RPI Loss:	29	RECORD	PCT. RANK	GAMES	SCHEDULE	OF SCHEDULE	RPI	RPI	RPI	RPI
DIV. I ONLY	24- 3	9	1- 0	161	125	30	30	14	14	
DIV. I NON-CONF.	9- 3	62	0- 0	176	109	64	64	17	17	
TOTALS	RPI 1-25	RPI 26-50	W-L RECORDS	RPI 51-100	RPI 101-150	RPI 150+				
24- 3	0- 1	0- 2	OVERALL	3- 0	4- 0	17- 0				
13- 0	0- 0	0- 0	HOME	1- 0	2- 0	10- 0				
10- 2	0- 1	0- 1	AWAY	2- 0	2- 0	6- 0				
1- 1	0- 0	0- 1	NEUTRAL	0- 0	0- 0	1- 0				
9- 3	0- 1	0- 2	NON-CONFERENCE	1- 0	1- 0	7- 0				
5- 0	0- 0	0- 0	HOME	0- 0	1- 0	4- 0				
3- 2	0- 1	0- 1	AWAY	1- 0	0- 0	2- 0				
1- 1	0- 0	0- 1	NEUTRAL	0- 0	0- 0	1- 0				
15- 0	0- 0	0- 0	CONFERENCE	2- 0	3- 0	10- 0				
8- 0	0- 0	0- 0	HOME	1- 0	1- 0	6- 0				
7- 0	0- 0	0- 0	AWAY	1- 0	2- 0	4- 0				
0- 0	0- 0	0- 0	NEUTRAL	0- 0	0- 0	0- 0				

RPI 1-25				RPI 26-50				Team's RPI: 30				RPI 51-100				RPI 101+			
RPI	S	Opponent	Score	RPI	S	Opponent	Score	RPI	S	Opponent	Score	RPI	S	Opponent	Score	RPI	S	Opponent	Score
16	A	Texas A&M	54 65	33	A	UCLA	50 59	66	A	Middle Tenn.	60 47	101	A	UAB	55 43				
				39	N	North Carolina	50 71	69	A	Little Rock	79 65	114	A	Western Ky.	68 46				
								96	H	Old Dominion	48 42	115	H	Charlotte	61 51				
												133	H	Georgia St.	66 49				
												168	A	Louisiana Tech	61 51				
												168	H	Louisiana Tech	78 42				
												174	N	Coastal Caro.	56 52				
												178	A	North Texas	59 47				
												178	H	North Texas	64 52				
												185	A	Southern Miss.	58 47				
												198	A	Prairie View	68 58				
												199	A	Marshall	79 67				
												205	H	Texas Southern	76 71				
												214	H	SMU	66 52				
												276	H	UTEP	76 42				
												288	H	New Orleans	67 56				
												301	A	Incarinate Word	74 63				
												305	H	Fla. Atlantic	63 35				
												306	H	UTSA	85 54				
												315	H	FIU	76 44				
												316	H	McNeese	93 65				
LAST 12 Division I GAMES:																			
168	H	Louisiana Tech	78 42	96	H	Old Dominion	48 42												
178	A	North Texas	59 47	115	H	Charlotte	61 51												
305	H	Fla. Atlantic	63 35	101	A	UAB	55 43												
315	H	FIU	76 44	66	A	Middle Tenn.	60 47												
199	A	Marshall	79 67	178	H	North Texas	64 52												
114	A	Western Ky.	68 46	276	H	UTEP	76 42												

Non-Div I Games:

Rice

■ Loss,
 ■ Non-Conf, S Site,
 ■ Home
 ■ Away
 N Neutral

Average RPI Win: 245	WON-LOST	WINNING	LAST 10	STRENGTH OF	OPP. STRENGTH	TEAM	ADJ.	CONF.	ADJ CONF.
Average RPI Loss: 140	RECORD	PCT. RANK	GAMES	SCHEDULE	OF SCHEDULE	RPI	RPI	RPI	RPI
DIV. I ONLY	9- 21	275	0- 1	154	163	273	273	17	17
DIV. I NON-CONF.	3- 10	278	0- 0	108	136	267	267	16	16
TOTALS	RPI 1-25	RPI 26-50	W-L RECORDS	RPI 51-100	RPI 101-150	RPI 150+			
9- 21	0- 1	0- 2	OVERALL	0- 5	0- 4	9- 9			
8- 7	0- 0	0- 1	HOME	0- 3	0- 0	8- 3			
1- 13	0- 1	0- 1	AWAY	0- 1	0- 4	1- 6			
0- 1	0- 0	0- 0	NEUTRAL	0- 1	0- 0	0- 0			
3- 10	0- 1	0- 2	NON-CONFERENCE	0- 3	0- 1	3- 3			
3- 4	0- 0	0- 1	HOME	0- 2	0- 0	3- 1			
0- 5	0- 1	0- 1	AWAY	0- 0	0- 1	0- 2			
0- 1	0- 0	0- 0	NEUTRAL	0- 1	0- 0	0- 0			
6- 11	0- 0	0- 0	CONFERENCE	0- 2	0- 3	6- 6			
5- 3	0- 0	0- 0	HOME	0- 1	0- 0	5- 2			
1- 8	0- 0	0- 0	AWAY	0- 1	0- 3	1- 4			
0- 0	0- 0	0- 0	NEUTRAL	0- 0	0- 0	0- 0			

RPI 1-25				RPI 26-50				RPI 51-100				RPI 101+ Team's RPI: 273			
RPI	S	Opponent	Score	RPI	S	Opponent	Score	RPI	S	Opponent	Score	RPI	S	Opponent	Score
15	A	UCF	48 70	37	H	Ohio	58 109	62	N	Virginia Tech	57 85	102	A	Fordham	48 60
				45	A	Quinnipiac	48 65	73	H	Georgetown	53 73	120	A	Dayton	50 71
								80	H	Drexel	35 58	135	A	Duquesne	54 80
								93	A	VCU	37 58	143	A	Wake Forest	48 62
								93	H	VCU	43 68	151	A	Davidson	55 78
												158	A	William & Mary	55 65
												177	A	Saint Louis	49 58
												177	A	Saint Louis	48 78
												201	A	Massachusetts	38 64
												201	H	Massachusetts	62 58
												206	H	UMES	57 55
												215	H	George Washington	56 48
												220	H	Howard	67 60
												224	H	George Mason	52 67
												229	H	Saint Joseph's	46 45
												257	H	Rhode Island	60 66
												261	H	St. Bonaventure	57 49
												281	A	La Salle	74 60
												281	H	La Salle	56 51
												297	H	Fairfield	40 58
												305	A	Fla. Atlantic	55 69
												307	H	UNC Greensboro	59 48
LAST 12 Division I GAMES:															
177	A	Saint Louis	49 58	261	H	St. Bonaventure	57 49								
215	H	George Washington	56 48	93	A	VCU	37 58	120	A	Dayton	50 71				
201	A	Massachusetts	38 64	201	H	Massachusetts	62 58	281	A	La Salle	74 60				
281	H	La Salle	56 51	229	H	Saint Joseph's	46 45								
224	H	George Mason	52 67												
177	A	Saint Louis	48 78												

Non-Div I Games:

Richmond

■ Loss,
 ■ Non-Conf,
 S Site,
 ■ Home
 ■ Away
 N Neutral

Average RPI Win:	265	WON-LOST	WINNING	LAST 10	STRENGTH OF	OPP. STRENGTH	TEAM	ADJ.	CONF.	ADJ CONF.
Average RPI Loss:	150	RECORD	PCT. RANK	GAMES	SCHEDULE	OF SCHEDULE	RPI	RPI	RPI	RPI
DIV. I ONLY	18- 11	106	0- 1	265	260	171	171	26	26	
DIV. I NON-CONF.	4- 7	228	0- 1	224	195	246	246	27	27	
TOTALS	RPI 1-25	RPI 26-50	W-L RECORDS	RPI 51-100	RPI 101-150	RPI 150+				
18- 11	0- 0	0- 3	OVERALL	0- 2	2- 1	16- 5				
8- 6	0- 0	0- 1	HOME	0- 2	1- 0	7- 3				
10- 4	0- 0	0- 2	AWAY	0- 0	1- 0	9- 2				
0- 1	0- 0	0- 0	NEUTRAL	0- 0	0- 1	0- 0				
4- 7	0- 0	0- 1	NON-CONFERENCE	0- 2	0- 1	4- 3				
2- 3	0- 0	0- 0	HOME	0- 2	0- 0	2- 1				
2- 3	0- 0	0- 1	AWAY	0- 0	0- 0	2- 2				
0- 1	0- 0	0- 0	NEUTRAL	0- 0	0- 1	0- 0				
14- 4	0- 0	0- 2	CONFERENCE	0- 0	2- 0	12- 2				
6- 3	0- 0	0- 1	HOME	0- 0	1- 0	5- 2				
8- 1	0- 0	0- 1	AWAY	0- 0	1- 0	7- 0				
0- 0	0- 0	0- 0	NEUTRAL	0- 0	0- 0	0- 0				

RPI 1-25				RPI 26-50				RPI 51-100				RPI 101+				Team's RPI: 171	
RPI	S	Opponent	Score	RPI	S	Opponent	Score	RPI	S	Opponent	Score	RPI	S	Opponent	Score		
				40	A	Bucknell	59 80	55	H	Princeton	65 89	124	N	Boston College	61 112		
				45	A	Quinnipiac	56 72	73	H	Georgetown	49 79	126	A	Marist	68 58		
				45	H	Quinnipiac	60 66					126	H	Marist	70 64		
												184	A	Holy Cross	61 71		
												229	A	Saint Joseph's	56 54		
												230	A	Monmouth	55 43		
												230	H	Monmouth	65 50		
												240	H	Mt. St. Mary's	85 67		
												247	A	Binghamton	62 57		
												250	H	Navy	60 66		
												264	A	Niagara	79 64		
												266	A	Siena	55 52		
												266	H	Siena	77 54		
												274	A	Manhattan	73 63		
												274	H	Manhattan	57 60		
												278	A	Vermont	49 54		
												279	H	Canisius	49 62		
												297	A	Fairfield	60 53		
												297	H	Fairfield	62 59		
												327	A	Iona	66 58		
												327	H	Iona	75 64		
												330	H	NJIT	67 46		
												344	A	Saint Peter's	78 43		
												344	H	Saint Peter's	60 38		
LAST 12 Division I GAMES:																	
				124	N	Boston College	61 112	344	A	Saint Peter's	78 43						
				297	A	Fairfield	60 53	327	H	Iona	75 64						
				266	H	Siena	77 54	126	H	Marist	70 64						
				264	A	Niagara	79 64	230	H	Monmouth	65 50						
				45	H	Quinnipiac	60 66	45	A	Quinnipiac	56 72						
				274	H	Manhattan	57 60	126	A	Marist	68 58						

Non-Div I Games:

Rider

■ Loss,
 ■ Non-Conf,
 ■ S Site,
 ■ Home
 ■ A Away
 N Neutral

Average RPI Win:	294	WON-LOST	WINNING	LAST 10	STRENGTH OF	OPP. STRENGTH	TEAM	ADJ.	CONF.	ADJ CONF.
Average RPI Loss:	147	RECORD	PCT. RANK	GAMES	SCHEDULE	OF SCHEDULE	RPI	RPI	RPI	RPI
DIV. I ONLY	17- 10	101	0- 1	311	306	186	186	31	31	
DIV. I NON-CONF.	2- 8	293	0- 1	221	84	310	310	31	31	
TOTALS	RPI 1-25	RPI 26-50	W-L RECORDS	RPI 51-100	RPI 101-150	RPI 150+				
17- 10	0- 1	0- 1	OVERALL	0- 2	0- 1	17- 5				
10- 3	0- 0	0- 1	HOME	0- 1	0- 0	10- 1				
7- 6	0- 1	0- 0	AWAY	0- 1	0- 1	7- 3				
0- 1	0- 0	0- 0	NEUTRAL	0- 0	0- 0	0- 1				
2- 8	0- 1	0- 1	NON-CONFERENCE	0- 2	0- 1	2- 3				
2- 3	0- 0	0- 1	HOME	0- 1	0- 0	2- 1				
0- 4	0- 1	0- 0	AWAY	0- 1	0- 1	0- 1				
0- 1	0- 0	0- 0	NEUTRAL	0- 0	0- 0	0- 1				
15- 2	0- 0	0- 0	CONFERENCE	0- 0	0- 0	15- 2				
8- 0	0- 0	0- 0	HOME	0- 0	0- 0	8- 0				
7- 2	0- 0	0- 0	AWAY	0- 0	0- 0	7- 2				
0- 0	0- 0	0- 0	NEUTRAL	0- 0	0- 0	0- 0				

RPI	S	Opponent	Score	RPI	S	Opponent	Score	RPI	S	Opponent	Score	RPI	S	Opponent	Score	Team's RPI: 186
9	A	Iowa	63 92	31	H	James Madison	36 59	90	H	Kent St.	46 54	117	A	Youngstown St.	59 69	
								100	A	Loyola Marymount	53 61	192	A	Sacred Heart	45 54	
												192	H	Sacred Heart	64 46	
												213	A	Saint Francis (PA)	66 60	
												214	N	SMU	55 60	
												221	A	Bowling Green	60 61	
												240	A	Mt. St. Mary's	55 61	
												240	H	Mt. St. Mary's	70 58	
												247	A	St. Francis Brooklyn	75 56	
												247	H	St. Francis Brooklyn	74 57	
												257	H	Rhode Island	41 46	
												281	H	La Salle	67 39	
												298	A	Bryant	60 57	
												298	H	Bryant	59 56	
												312	A	Wagner	77 57	
												312	H	Wagner	69 46	
												322	A	Central Conn. St.	64 57	
												322	H	Central Conn. St.	60 40	
												337	H	Delaware St.	64 63	
												343	A	Fairleigh Dickinson	63 43	
												343	H	Fairleigh Dickinson	71 49	
												349	A	LIU Brooklyn	89 37	
												349	H	LIU Brooklyn	71 54	
LAST 12 Division I GAMES:																
100	A	Loyola Marymount	53 61	240	A	Mt. St. Mary's	55 61									
192	A	Sacred Heart	45 54	322	H	Central Conn. St.	60 40									
312	A	Wagner	77 57	298	H	Bryant	59 56									
349	H	LIU Brooklyn	71 54	343	A	Fairleigh Dickinson	63 43									
247	H	St. Francis Brooklyn	74 57	192	H	Sacred Heart	64 46									
213	A	Saint Francis (PA)	66 60	312	H	Wagner	69 46									

Non-Div I Games: Pitt.-Johnstown 73 53

Robert Morris

■ Loss,
 ■ Non-Conf,
 ■ S Site,
 ■ H Home
 ■ A Away
 N Neutral

Average RPI Win: 137		WON-LOST	WINNING	LAST 10	STRENGTH OF	OPP. STRENGTH	TEAM	ADJ.	CONF.	ADJ CONF.
Average RPI Loss: 43		RECORD	PCT. RANK	GAMES	SCHEDULE	OF SCHEDULE	RPI	RPI	RPI	RPI
DIV. I ONLY		21- 8	56	1- 0	28	66	25	25	4	4
DIV. I NON-CONF.		8- 3	72	1- 1	84	128	56	56	6	6
TOTALS		RPI 1-25	RPI 26-50		W-L RECORDS		RPI 51-100	RPI 101-150	RPI 150+	
21- 8	1- 4	3- 1		OVERALL		6- 3	4- 0	7- 0		
13- 2	0- 1	2- 0		HOME		3- 1	3- 0	5- 0		
7- 4	1- 1	1- 1		AWAY		3- 2	1- 0	1- 0		
1- 2	0- 2	0- 0		NEUTRAL		0- 0	0- 0	1- 0		
8- 3	0- 2	0- 0		NON-CONFERENCE		2- 1	1- 0	5- 0		
6- 0	0- 0	0- 0		HOME		1- 0	1- 0	4- 0		
1- 1	0- 0	0- 0		AWAY		1- 1	0- 0	0- 0		
1- 2	0- 2	0- 0		NEUTRAL		0- 0	0- 0	1- 0		
13- 5	1- 2	3- 1		CONFERENCE		4- 2	3- 0	2- 0		
7- 2	0- 1	2- 0		HOME		2- 1	2- 0	1- 0		
6- 3	1- 1	1- 1		AWAY		2- 1	1- 0	1- 0		
0- 0	0- 0	0- 0		NEUTRAL		0- 0	0- 0	0- 0		

RPI	S	Opponent	Score	RPI	S	Opponent	Score	RPI	S	Opponent	Score	RPI	S	Opponent	Score
9	A	Iowa	66 72	41	H	Michigan St.	76 62	62	A	Virginia Tech	51 67	108	H	Northwestern	45 41
13	N	Gonzaga	40 57	43	A	Michigan	76 86	70	H	LSU	57 43	134	A	Penn St.	69 61
14	A	Maryland	73 65	49	A	Indiana	69 61	83	A	Nebraska	62 56	134	H	Penn St.	74 61
14	H	Maryland	48 62	49	H	Indiana	69 64	84	A	Harvard	60 49	137	H	Stony Brook	61 47
22	N	Drake	59 69					86	A	Ohio St.	66 56	190	H	Wisconsin	73 53
								86	H	Ohio St.	39 59	211	A	Illinois	71 60
								88	H	Purdue	65 63	213	H	Saint Francis (PA)	96 52
								97	A	Minnesota	46 60	231	N	ETSU	68 44
								97	H	Minnesota	60 54	245	H	Albany (NY)	65 39
												285	H	Brown	73 52
												322	H	Central Conn. St.	73 44
LAST 12 Division I GAMES:															
231	N	ETSU	68 44	49	A	Indiana	69 61								
13	N	Gonzaga	40 57	86	H	Ohio St.	39 59								
86	A	Ohio St.	66 56	14	H	Maryland	48 62								
97	H	Minnesota	60 54	97	A	Minnesota	46 60								
190	H	Wisconsin	73 53	49	H	Indiana	69 64								
43	A	Michigan	76 86	134	A	Penn St.	69 61								

Non-Div I Games:

Rutgers

■ Loss,
■ Non-Conf, S Site,
■ Home
■ Away
N Neutral

Average RPI Win:	237	WON-LOST	WINNING	LAST 10	STRENGTH OF	OPP. STRENGTH	TEAM	ADJ.	CONF.	ADJ CONF.
Average RPI Loss:	104	RECORD	PCT. RANK	GAMES	SCHEDULE	OF SCHEDULE	RPI	RPI	RPI	RPI
DIV. I ONLY	20- 5	22	0- 1	244	261	74	74	25	25	
DIV. I NON-CONF.	6- 3	91	0- 1	91	183	66	66	23	23	
TOTALS	RPI 1-25	RPI 26-50	W-L RECORDS	RPI 51-100	RPI 101-150	RPI 150+				
20- 5	0- 1	1- 1	OVERALL	0- 1	3- 1	16- 1				
12- 0	0- 0	1- 0	HOME	0- 0	2- 0	9- 0				
7- 5	0- 1	0- 1	AWAY	0- 1	1- 1	6- 1				
1- 0	0- 0	0- 0	NEUTRAL	0- 0	0- 0	1- 0				
6- 3	0- 1	0- 0	NON-CONFERENCE	0- 1	2- 1	4- 0				
5- 0	0- 0	0- 0	HOME	0- 0	2- 0	3- 0				
0- 3	0- 1	0- 0	AWAY	0- 1	0- 1	0- 0				
1- 0	0- 0	0- 0	NEUTRAL	0- 0	0- 0	1- 0				
14- 2	0- 0	1- 1	CONFERENCE	0- 0	1- 0	12- 1				
7- 0	0- 0	1- 0	HOME	0- 0	0- 0	6- 0				
7- 2	0- 0	0- 1	AWAY	0- 0	1- 0	6- 1				
0- 0	0- 0	0- 0	NEUTRAL	0- 0	0- 0	0- 0				

RPI 1-25				RPI 26-50				RPI 51-100				Team's RPI: 74	RPI 101+			
RPI	S	Opponent	Score	RPI	S	Opponent	Score	RPI	S	Opponent	Score		RPI	S	Opponent	Score
18	A	Miami (FL)	60 81	50	A	Lamar University	46 62	52	A	New Mexico	33 74		125	H	Yale	67 57
				50	H	Lamar University	70 58						142	H	Montana St.	60 53
													146	A	Texas Tech	69 77
													150	A	Abilene Christian	71 55
													166	H	Nicholls St.	70 62
													167	H	Tulsa	76 34
													183	A	Sam Houston St.	78 68
													205	H	Texas Southern	74 55
													207	N	Hampton	70 68
													256	A	A&M-Corpus Christi	44 46
													275	A	Central Ark.	59 53
													275	H	Central Ark.	79 43
													288	H	New Orleans	97 38
													301	A	Incarinate Word	66 56
													301	H	Incarinate Word	65 48
													304	H	Morgan St.	69 42
													314	A	Southeastern La.	62 51
													316	A	McNeese	97 48
													318	A	Northwestern St.	87 67
													318	H	Northwestern St.	84 56
													342	H	Houston Baptist	65 53
LAST 12 Division I GAMES:																
52	A	New Mexico	33 74	318	A	Northwestern St.	87 67									
125	H	Yale	67 57	316	A	McNeese	97 48									
50	A	Lamar University	46 62	50	H	Lamar University	70 58									
275	H	Central Ark.	79 43	342	H	Houston Baptist	65 53									
301	H	Incarinate Word	65 48	183	A	Sam Houston St.	78 68									
256	A	A&M-Corpus Christi	44 46	275	A	Central Ark.	59 53									

Non-Div I Games: Wiley 97 38 Cameron 86 59 Our Lady of the Lak93 77

SFA

Loss, Non-Conf, S Site, H Home A Away N Neutral

SIUE										
Average RPI Win:	273	WON-LOST	WINNING	LAST 10	STRENGTH OF	OPP. STRENGTH	TEAM	ADJ.	CONF.	ADJ CONF.
Average RPI Loss:	172	RECORD	PCT. RANK	GAMES	SCHEDULE	OF SCHEDULE	RPI	RPI	RPI	RPI
DIV. I ONLY	12- 16	211	0- 1	275	286	235	235	22	22	
DIV. I NON-CONF.	4- 6	212	0- 0	310	253	233	233	22	22	

TOTALS	RPI 1-25	RPI 26-50	W-L RECORDS	RPI 51-100	RPI 101-150	RPI 150+				
12- 16	0- 0	0- 1	OVERALL	0- 2	0- 3	12- 10				
6- 4	0- 0	0- 0	HOME	0- 0	0- 2	6- 2				
6- 11	0- 0	0- 1	AWAY	0- 1	0- 1	6- 8				
0- 1	0- 0	0- 0	NEUTRAL	0- 1	0- 0	0- 0				
4- 6	0- 0	0- 1	NON-CONFERENCE	0- 1	0- 0	4- 4				
1- 0	0- 0	0- 0	HOME	0- 0	0- 0	1- 0				
3- 5	0- 0	0- 1	AWAY	0- 0	0- 0	3- 4				
0- 1	0- 0	0- 0	NEUTRAL	0- 1	0- 0	0- 0				
8- 10	0- 0	0- 0	CONFERENCE	0- 1	0- 3	8- 6				
5- 4	0- 0	0- 0	HOME	0- 0	0- 2	5- 2				
3- 6	0- 0	0- 0	AWAY	0- 1	0- 1	3- 4				
0- 0	0- 0	0- 0	NEUTRAL	0- 0	0- 0	0- 0				

RPI 1-25			RPI 26-50			RPI 51-100			RPI 101+			Team's RPI: 235
RPI	S	Opponent	Score	RPI	S	Opponent	Score	RPI	S	Opponent	Score	
28	A	Missouri	36 59	58	A	Belmont	54 87	123	A	UT Martin	55 68	
				65	N	Missouri St.	65 68	123	H	UT Martin	48 75	
								131	H	Morehead St.	67 73	
								154	A	Tennessee Tech	55 79	
								154	H	Tennessee Tech	63 61	
								161	H	Illinois St.	68 61	
								177	A	Saint Louis	56 63	
								210	A	Jacksonville St.	51 47	
								210	H	Jacksonville St.	61 68	
								211	A	Illinois	57 74	
								237	A	UMKC	75 80	
								241	A	Southeast Mo. St.	58 63	
								241	H	Southeast Mo. St.	52 62	
								243	A	Loyola Chicago	43 56	
								258	A	Austin Peay	65 77	
								258	H	Austin Peay	69 68	
								259	A	Murray St.	75 81	
								259	H	Murray St.	71 54	
								291	A	Eastern Ill.	65 56	
								291	H	Eastern Ill.	78 62	
								302	A	Tennessee St.	66 55	
								329	A	Evansville	54 45	
								332	H	Eastern Ky.	74 55	
								334	A	Purdue Fort Wayne	57 49	
								350	A	Chicago St.	82 66	
LAST 12 Division I GAMES:												
210	H	Jacksonville St.	61 68	259	A	Murray St.	75 81					
154	H	Tennessee Tech	63 61	258	A	Austin Peay	65 77					
58	A	Belmont	54 87	332	H	Eastern Ky.	74 55					
302	A	Tennessee St.	66 55	131	H	Morehead St.	67 73					
123	H	UT Martin	48 75	123	A	UT Martin	55 68					
291	H	Eastern Ill.	78 62	241	A	Southeast Mo. St.	58 63					

Non-Div I Games: McKendree 64 63

SIUE

■ Loss,
 ■ Non-Conf,
 ■ S Site,
 ■ Home
 ■ A Away
 N Neutral

SMU				Through Games Of March 5, 2019						
Average RPI Win:	221	WON-LOST	WINNING	LAST 10	STRENGTH OF	OPP. STRENGTH	TEAM	ADJ.	CONF.	ADJ CONF.
Average RPI Loss:	121	RECORD	PCT. RANK	GAMES	SCHEDULE	OF SCHEDULE	RPI	RPI	RPI	RPI
DIV. I ONLY	11- 18	241	1- 0	116	127	214	214	9	9	
DIV. I NON-CONF.	6- 7	172	1- 0	183	262	225	225	8	8	
TOTALS	RPI 1-25	RPI 26-50	W-L RECORDS	RPI 51-100	RPI 101-150	RPI 150+				
11- 18	0- 3	0- 1	OVERALL	0- 5	1- 2	10- 7				
8- 8	0- 1	0- 0	HOME	0- 2	1- 1	7- 4				
1- 10	0- 2	0- 1	AWAY	0- 3	0- 1	1- 3				
2- 0	0- 0	0- 0	NEUTRAL	0- 0	0- 0	2- 0				
6- 7	0- 0	0- 1	NON-CONFERENCE	0- 2	0- 2	6- 2				
4- 4	0- 0	0- 0	HOME	0- 1	0- 1	4- 2				
0- 3	0- 0	0- 1	AWAY	0- 1	0- 1	0- 0				
2- 0	0- 0	0- 0	NEUTRAL	0- 0	0- 0	2- 0				
5- 11	0- 3	0- 0	CONFERENCE	0- 3	1- 0	4- 5				
4- 4	0- 1	0- 0	HOME	0- 1	1- 0	3- 2				
1- 7	0- 2	0- 0	AWAY	0- 2	0- 0	1- 3				
0- 0	0- 0	0- 0	NEUTRAL	0- 0	0- 0	0- 0				

S
M
U

RPI 1-25				RPI 26-50				RPI 51-100				RPI 101+ Team's RPI: 214			
RPI	S	Opponent	Score	RPI	S	Opponent	Score	RPI	S	Opponent	Score	RPI	S	Opponent	Score
6	A	UConn	39 79	30	A	Rice	52 66	51	A	TCU	63 65	107	A	Northern Colo.	57 58
15	A	UCF	43 55					72	A	Cincinnati	57 69	127	H	South Fla.	46 44
15	H	UCF	54 66					77	H	UT Arlington	41 66	145	H	Oklahoma	61 77
								98	A	Houston	68 69	153	H	Alabama	61 62
								98	H	Houston	61 72	155	H	Temple	53 52
												165	A	Tulane	64 60
												165	H	Tulane	43 61
												167	A	Tulsa	35 49
												178	H	North Texas	73 66
												186	N	Robert Morris	60 55
												204	A	East Carolina	61 67
												204	H	East Carolina	54 64
												233	H	Memphis	71 48
												242	N	Northern Ariz.	55 48
												254	A	Wichita St.	42 53
												254	H	Wichita St.	78 50
												265	H	CSU Bakersfield	49 43
												303	H	La.-Monroe	49 38
												314	H	Southeastern La.	62 63
												326	H	Mississippi Val.	62 47
LAST 12 Division I GAMES:															
242	N	Northern Ariz.	55 48	204	H	East Carolina	54 64	15	H	UCF	54 66				
204	A	East Carolina	61 67	167	A	Tulsa	35 49	98	A	Houston	68 69				
233	H	Memphis	71 48	127	H	South Fla.	46 44	6	A	UConn	39 79				
165	A	Tulane	64 60												
155	H	Temple	53 52												
254	A	Wichita St.	42 53												

Non-Div I Games:

SMU

Average RPI Win: 263		WON-LOST	WINNING	LAST 10	STRENGTH OF	OPP. STRENGTH	TEAM	ADJ.	CONF.	ADJ CONF.
Average RPI Loss: 130		RECORD	PCT. RANK	GAMES	SCHEDULE	OF SCHEDULE	RPI	RPI	RPI	RPI
DIV. I ONLY		9- 16	253	1- 0	191	194	255	255	16	16
DIV. I NON-CONF.		3- 4	199	1- 0	171	256	218	218	13	13
TOTALS	RPI 1-25		RPI 26-50		W-L RECORDS		RPI 51-100		RPI 101-150	RPI 150+
9- 16	0- 0		0- 0		OVERALL		0- 4		0- 8	9- 4
4- 9	0- 0		0- 0		HOME		0- 2		0- 4	4- 3
3- 6	0- 0		0- 0		AWAY		0- 2		0- 3	3- 1
2- 1	0- 0		0- 0		NEUTRAL		0- 0		0- 1	2- 0
3- 4	0- 0		0- 0		NON-CONFERENCE		0- 2		0- 1	3- 1
1- 2	0- 0		0- 0		HOME		0- 1		0- 0	1- 1
0- 1	0- 0		0- 0		AWAY		0- 1		0- 0	0- 0
2- 1	0- 0		0- 0		NEUTRAL		0- 0		0- 1	2- 0
6- 12	0- 0		0- 0		CONFERENCE		0- 2		0- 7	6- 3
3- 7	0- 0		0- 0		HOME		0- 1		0- 4	3- 2
3- 5	0- 0		0- 0		AWAY		0- 1		0- 3	3- 1
0- 0	0- 0		0- 0		NEUTRAL		0- 0		0- 0	0- 0

RPI 1-25				RPI 26-50				RPI 51-100				RPI 101+				Team's RPI: 255	
RPI	S	Opponent	Score	RPI	S	Opponent	Score	RPI	S	Opponent	Score	RPI	S	Opponent	Score		
								52	A	New Mexico	53	85	106	N	Pepperdine	97	113
								67	A	Idaho	66	104	107	A	Northern Colo.	69	82
								67	H	Idaho	65	69	107	H	Northern Colo.	61	71
								81	H	UC Davis	60	109	112	A	Idaho St.	43	73
													112	H	Idaho St.	42	56
													132	A	Portland St.	58	74
													132	H	Portland St.	57	75
													142	H	Montana St.	53	69
													179	A	Eastern Wash.	73	70
													179	H	Eastern Wash.	62	71
													188	H	Montana	86	88
													207	N	Hampton	65	61
													211	N	Illinois	109	107
													242	A	Northern Ariz.	69	71
													242	H	Northern Ariz.	65	61
													252	H	San Francisco	75	86
													283	A	Southern Utah	75	69
													283	H	Southern Utah	77	76
													319	A	Weber St.	78	69
													319	H	Weber St.	77	62
													323	H	Cal Poly	88	85
LAST 12 Division I GAMES:																	
				207	N	Hampton	65	61	283	A	Southern Utah	75	69				
				67	H	Idaho	65	69	107	H	Northern Colo.	61	71				
				179	H	Eastern Wash.	62	71	132	A	Portland St.	58	74				
				132	H	Portland St.	57	75	319	H	Weber St.	77	62				
				319	A	Weber St.	78	69	112	H	Idaho St.	42	56				
				242	A	Northern Ariz.	69	71	179	A	Eastern Wash.	73	70				

Non-Div I Games:	Antelope Valley	86	80
------------------	-----------------	----	----

Sacramento St.

Loss, Non-Conf, S Site, H Home A Away N Neutral

RPI	S	Opponent	Score
349	H	LIU Brooklyn	75 53

Sacred Heart

Average RPI Win:	282	WON-LOST	WINNING	LAST 10	STRENGTH OF	OPP. STRENGTH	TEAM	ADJ.	CONF.	ADJ CONF.
Average RPI Loss:	165	RECORD	PCT. RANK	GAMES	SCHEDULE	OF SCHEDULE	RPI	RPI	RPI	RPI
DIV. I ONLY	13- 15	196	0- 1	214	308	213	213	31	31	
DIV. I NON-CONF.	2- 9	297	0- 1	35	96	198	198	31	31	
TOTALS	RPI 1-25	RPI 26-50	W-L RECORDS	RPI 51-100	RPI 101-150	RPI 150+				
13- 15	0- 2	0- 1	OVERALL	0- 1	1- 3	12- 8				
8- 4	0- 0	0- 0	HOME	0- 1	1- 1	7- 2				
5- 9	0- 2	0- 0	AWAY	0- 0	0- 2	5- 5				
0- 2	0- 0	0- 1	NEUTRAL	0- 0	0- 0	0- 1				
2- 9	0- 2	0- 1	NON-CONFERENCE	0- 1	1- 3	1- 2				
1- 2	0- 0	0- 0	HOME	0- 1	1- 1	0- 0				
1- 5	0- 2	0- 0	AWAY	0- 0	0- 2	1- 1				
0- 2	0- 0	0- 1	NEUTRAL	0- 0	0- 0	0- 1				
11- 6	0- 0	0- 0	CONFERENCE	0- 0	0- 0	11- 6				
7- 2	0- 0	0- 0	HOME	0- 0	0- 0	7- 2				
4- 4	0- 0	0- 0	AWAY	0- 0	0- 0	4- 4				
0- 0	0- 0	0- 0	NEUTRAL	0- 0	0- 0	0- 0				

RPI	S	Opponent	Score	RPI	S	Opponent	Score	RPI	S	Opponent	Score	RPI	S	Opponent	Score	Team's RPI: 213
2	A	Baylor	58 116	47	N	Boise St.	64 78	59	H	FGCU	69 83	117	A	Youngstown St.	56 80	
25	A	Rutgers	52 96									121	A	Pittsburgh	75 78	
												131	H	Morehead St.	89 83	
												135	H	Duquesne	73 93	
												186	H	Robert Morris	60 66	
												188	N	Montana	77 79	
												191	A	Liberty	53 82	
												192	A	Sacred Heart	51 77	
												192	H	Sacred Heart	85 68	
												240	A	Mt. St. Mary's	83 72	
												240	H	Mt. St. Mary's	68 66	
												247	A	St. Francis Brooklyn	65 78	
												247	H	St. Francis Brooklyn	86 84	
												298	A	Bryant	63 66	
												298	H	Bryant	78 66	
												312	A	Wagner	67 58	
												312	H	Wagner	107 70	
												322	A	Central Conn. St.	62 73	
												322	H	Central Conn. St.	83 68	
												338	A	Longwood	91 88	
												343	A	Fairleigh Dickinson	77 65	
												343	H	Fairleigh Dickinson	75 64	
												349	A	LIU Brooklyn	80 66	
												349	H	LIU Brooklyn	69 75	
LAST 12 Division I GAMES:																
		188	N	Montana	77	79			343	A	Fairleigh Dickinson	77	65			
		312	A	Wagner	67	58			298	H	Bryant	78	66			
		192	A	Sacred Heart	51	77			322	H	Central Conn. St.	83	68			
		247	H	St. Francis Brooklyn	86	84			240	A	Mt. St. Mary's	83	72			
		349	H	LIU Brooklyn	69	75			312	H	Wagner	107	70			
		186	H	Robert Morris	60	66			192	H	Sacred Heart	85	68			

Non-Div I Games: Seton Hill 86 74

Saint Francis (PA)

■ Loss,
 ■ Non-Conf,
 ■ S Site,
 ■ Home
 ■ A Away
 N Neutral

Saint Joseph's

Through Games Of March 5, 2019

Average RPI Win:	238	WON-LOST	WINNING	LAST 10	STRENGTH OF	OPP. STRENGTH	TEAM	ADJ.	CONF.	ADJ CONF.
Average RPI Loss:	134	RECORD	PCT. RANK	GAMES	SCHEDULE	OF SCHEDULE	RPI	RPI	RPI	RPI
DIV. I ONLY	12- 18	231	1- 0	178	162	229	229	17	17	
DIV. I NON-CONF.	4- 9	252	0- 0	135	166	245	245	16	16	
TOTALS	RPI 1-25	RPI 26-50	W-L RECORDS	RPI 51-100	RPI 101-150	RPI 150+				
12- 18	0- 0	0- 2	OVERALL	0- 4	0- 6	12- 6				
8- 9	0- 0	0- 2	HOME	0- 1	0- 3	8- 3				
4- 9	0- 0	0- 0	AWAY	0- 3	0- 3	4- 3				
0- 0	0- 0	0- 0	NEUTRAL	0- 0	0- 0	0- 0				
4- 9	0- 0	0- 2	NON-CONFERENCE	0- 2	0- 2	4- 3				
3- 5	0- 0	0- 2	HOME	0- 0	0- 1	3- 2				
1- 4	0- 0	0- 0	AWAY	0- 2	0- 1	1- 1				
0- 0	0- 0	0- 0	NEUTRAL	0- 0	0- 0	0- 0				
8- 9	0- 0	0- 0	CONFERENCE	0- 2	0- 4	8- 3				
5- 4	0- 0	0- 0	HOME	0- 1	0- 2	5- 1				
3- 5	0- 0	0- 0	AWAY	0- 1	0- 2	3- 2				
0- 0	0- 0	0- 0	NEUTRAL	0- 0	0- 0	0- 0				

RPI 1-25				RPI 26-50				RPI 51-100				RPI 101+				Team's RPI: 229
RPI	S	Opponent	Score	RPI	S	Opponent	Score	RPI	S	Opponent	Score	RPI	S	Opponent	Score	
				44	H	Villanova	35 47	61	A	Penn	45 65	102	H	Fordham	41 51	
				48	H	Auburn	70 81	80	A	Drexel	34 51	113	H	Towson	52 73	
								93	A	VCU	40 59	120	A	Dayton	65 72	
								93	H	VCU	47 65	135	A	Duquesne	73 81	
												135	H	Duquesne	56 67	
												138	A	Delaware	39 48	
												151	H	Davidson	66 54	
												155	H	Temple	52 58	
												171	H	Rider	54 56	
												177	H	Saint Louis	49 62	
												192	A	Sacred Heart	61 44	
												201	H	Massachusetts	55 54	
												215	A	George Washington	41 38	
												215	H	George Washington	61 49	
												224	A	George Mason	59 68	
												246	H	Columbia	68 61	
												250	A	Navy	48 49	
												257	A	Rhode Island	55 48	
												261	H	St. Bonaventure	66 41	
												264	H	Niagara	68 54	
												273	A	Richmond	45 46	
												281	A	La Salle	64 63	
												281	H	La Salle	60 57	
												287	H	Loyola Maryland	49 46	
LAST 12 Division I GAMES:																
				215	H	George Washington	61 49	281	A	La Salle	64 63					
				287	H	Loyola Maryland	49 46	201	H	Massachusetts	55 54					
				102	H	Fordham	41 51	215	A	George Washington	41 38					
				224	A	George Mason	59 68	151	H	Davidson	66 54					
				257	A	Rhode Island	55 48	93	H	VCU	47 65					
				135	H	Duquesne	56 67	120	A	Dayton	65 72					

Non-Div I Games:

Saint Joseph's

■ Loss,
 ■ Non-Conf,
 ■ S Site,
 ■ H Home
 ■ A Away
 N Neutral

Saint Louis

Through Games Of March 5, 2019

Average RPI Win:	215	WON-LOST	WINNING	LAST 10	STRENGTH OF	OPP. STRENGTH	TEAM	ADJ.	CONF.	ADJ CONF.
Average RPI Loss:	131	RECORD	PCT. RANK	GAMES	SCHEDULE	OF SCHEDULE	RPI	RPI	RPI	RPI
DIV. I ONLY	15- 15	172	1- 0	189	124	177	177	17	17	
DIV. I NON-CONF.	5- 8	224	0- 0	223	45	219	219	16	16	
TOTALS	RPI 1-25	RPI 26-50	W-L RECORDS	RPI 51-100	RPI 101-150	RPI 150+				
15- 15	0- 1	0- 1	OVERALL	2- 2	2- 4	11- 7				
9- 6	0- 1	0- 1	HOME	1- 1	1- 1	7- 2				
6- 7	0- 0	0- 0	AWAY	1- 1	1- 2	4- 4				
0- 2	0- 0	0- 0	NEUTRAL	0- 0	0- 1	0- 1				
5- 8	0- 1	0- 1	NON-CONFERENCE	1- 1	0- 1	4- 4				
2- 4	0- 1	0- 1	HOME	0- 1	0- 0	2- 1				
3- 2	0- 0	0- 0	AWAY	1- 0	0- 0	2- 2				
0- 2	0- 0	0- 0	NEUTRAL	0- 0	0- 1	0- 1				
10- 7	0- 0	0- 0	CONFERENCE	1- 1	2- 3	7- 3				
7- 2	0- 0	0- 0	HOME	1- 0	1- 1	5- 1				
3- 5	0- 0	0- 0	AWAY	0- 1	1- 2	2- 2				
0- 0	0- 0	0- 0	NEUTRAL	0- 0	0- 0	0- 0				

RPI 1-25				RPI 26-50				RPI 51-100				RPI 101+ Team's RPI: 177			
RPI	S	Opponent	Score	RPI	S	Opponent	Score	RPI	S	Opponent	Score	RPI	S	Opponent	Score
6	H	UConn	42 98	28	H	Missouri	62 74	72	H	Cincinnati	50 51	102	A	Fordham	51 54
								93	A	VCU	47 57	102	H	Fordham	53 56
								93	H	VCU	76 60	120	A	Dayton	57 73
								95	A	Virginia	67 65	120	H	Dayton	68 65
												125	N	Yale	52 58
												135	A	Duquesne	67 63
												151	A	Davidson	57 60
												160	H	Southern Ill.	62 58
												161	A	Illinois St.	67 72
												167	A	Tulsa	75 86
												169	N	Chattanooga	61 71
												201	A	Massachusetts	66 70
												212	H	Indiana St.	56 60
												215	H	George Washington	60 44
												224	H	George Mason	60 53
												229	A	Saint Joseph's	62 49
												235	H	SIUE	63 56
												257	H	Rhode Island	56 68
												261	A	St. Bonaventure	62 45
												273	H	Richmond	58 49
												273	H	Richmond	78 48
												281	H	La Salle	69 58
												305	A	Fla. Atlantic	93 61
												332	A	Eastern Ky.	70 43
LAST 12 Division I GAMES:															
273	H	Richmond	58 49	135	A	Duquesne	67 63								
305	A	Fla. Atlantic	93 61	281	H	La Salle	69 58								
120	A	Dayton	57 73	102	A	Fordham	51 54								
93	H	VCU	76 60	215	H	George Washington	60 44								
151	A	Davidson	57 60	224	H	George Mason	60 53								
273	H	Richmond	78 48	93	A	VCU	47 57								

Non-Div I Games:

Saint Louis

■ Loss,
 ■ Non-Conf,
 ■ S Site,
 ■ H Home
 ■ A Away
 N Neutral

Saint Mary's (CA)

Through Games Of March 5, 2019

Average RPI Win:	176	WON-LOST	WINNING	LAST 10	STRENGTH OF	OPP. STRENGTH	TEAM	ADJ.	CONF.	ADJ CONF.
Average RPI Loss:	50	RECORD	PCT. RANK	GAMES	SCHEDULE	OF SCHEDULE	RPI	RPI	RPI	RPI
DIV. I ONLY	19- 10	90	1- 0	62	84	53	53	7	7	
DIV. I NON-CONF.	7- 4	108	1- 0	57	59	51	51	7	7	
TOTALS	RPI 1-25	RPI 26-50	W-L RECORDS	RPI 51-100	RPI 101-150	RPI 150+				
19- 10	0- 4	1- 2	OVERALL	4- 3	1- 1	13- 0				
9- 4	0- 2	0- 2	HOME	3- 0	1- 0	5- 0				
8- 6	0- 2	1- 0	AWAY	0- 3	0- 1	7- 0				
2- 0	0- 0	0- 0	NEUTRAL	1- 0	0- 0	1- 0				
7- 4	0- 2	0- 1	NON-CONFERENCE	2- 1	0- 0	5- 0				
2- 2	0- 1	0- 1	HOME	1- 0	0- 0	1- 0				
3- 2	0- 1	0- 0	AWAY	0- 1	0- 0	3- 0				
2- 0	0- 0	0- 0	NEUTRAL	1- 0	0- 0	1- 0				
12- 6	0- 2	1- 1	CONFERENCE	2- 2	1- 1	8- 0				
7- 2	0- 1	0- 1	HOME	2- 0	1- 0	4- 0				
5- 4	0- 1	1- 0	AWAY	0- 2	0- 1	4- 0				
0- 0	0- 0	0- 0	NEUTRAL	0- 0	0- 0	0- 0				

RPI 1-25				RPI 26-50				RPI 51-100 Team's RPI: 53				RPI 101+			
RPI	S	Opponent	Score	RPI	S	Opponent	Score	RPI	S	Opponent	Score	RPI	S	Opponent	Score
5	H	Oregon	55 79	34	A	BYU	78 75	64	H	Wyoming	90 84	106	A	Pepperdine	72 77
13	A	Gonzaga	62 74	34	H	BYU	73 74	81	A	UC Davis	74 76	106	H	Pepperdine	79 68
13	H	Gonzaga	52 66	38	H	California	78 81	92	A	Pacific	67 76	152	A	Washington St.	70 64
19	A	Oregon St.	56 89					92	H	Pacific	75 62	162	N	Texas St.	89 62
								96	N	Old Dominion	83 65	163	A	Santa Clara	83 59
								100	A	Loyola Marymount	56 69	163	H	Santa Clara	81 68
								100	H	Loyola Marymount	86 62	175	A	Portland	98 91
												175	H	Portland	113 85
												195	H	Milwaukee	73 71
												252	A	San Francisco	80 65
												252	H	San Francisco	88 63
												269	A	San Diego	80 49
												269	H	San Diego	74 60
												295	A	UC Santa Barbara	80 55
												323	A	Cal Poly	69 51
LAST 12 Division I GAMES:															
				96	N	Old Dominion	83 65	269	A	San Diego	80 49				
				92	H	Pacific	75 62	34	A	BYU	78 75				
				106	A	Pepperdine	72 77	13	H	Gonzaga	52 66				
				100	A	Loyola Marymount	56 69	175	H	Portland	113 85				
				252	H	San Francisco	88 63	100	H	Loyola Marymount	86 62				
				163	H	Santa Clara	81 68	106	H	Pepperdine	79 68				

Non-Div I Games:

Saint Mary's (CA)

■ Loss,
 ■ Non-Conf,
 ■ S Site,
 ■ H Home
 ■ A Away
 N Neutral

Saint Peter's

Through Games Of March 5, 2019

Average RPI Win:	326	WON-LOST	WINNING	LAST 10	STRENGTH OF	OPP. STRENGTH	TEAM	ADJ.	CONF.	ADJ CONF.
Average RPI Loss:	230	RECORD	PCT. RANK	GAMES	SCHEDULE	OF SCHEDULE	RPI	RPI	RPI	RPI
DIV. I ONLY	6- 23	315	0- 1	348	307	344	344	26	26	
DIV. I NON-CONF.	5- 6	177	0- 0	340	344	305	305	27	27	
TOTALS	RPI 1-25	RPI 26-50	W-L RECORDS	RPI 51-100	RPI 101-150	RPI 150+				
6- 23	0- 0	0- 1	OVERALL	0- 0	0- 4	6- 18				
4- 10	0- 0	0- 0	HOME	0- 0	0- 1	4- 9				
2- 13	0- 0	0- 1	AWAY	0- 0	0- 3	2- 9				
0- 0	0- 0	0- 0	NEUTRAL	0- 0	0- 0	0- 0				
5- 6	0- 0	0- 0	NON-CONFERENCE	0- 0	0- 3	5- 3				
4- 1	0- 0	0- 0	HOME	0- 0	0- 0	4- 1				
1- 5	0- 0	0- 0	AWAY	0- 0	0- 3	1- 2				
0- 0	0- 0	0- 0	NEUTRAL	0- 0	0- 0	0- 0				
1- 17	0- 0	0- 1	CONFERENCE	0- 0	0- 1	1- 15				
0- 9	0- 0	0- 0	HOME	0- 0	0- 1	0- 8				
1- 8	0- 0	0- 1	AWAY	0- 0	0- 0	1- 7				
0- 0	0- 0	0- 0	NEUTRAL	0- 0	0- 0	0- 0				

RPI S	Opponent	Score	RPI S	Opponent	Score	RPI S	Opponent	Score	RPI S	Opponent	Score	Team's RPI: 344
			45	A Quinnipiac	45	90			124	A Boston College	57	89
									125	A Yale	56	72
									126	H Marist	42	62
									128	A Seton Hall	47	90
									171	A Rider	38	60
									171	H Rider	43	78
									230	A Monmouth	50	70
									230	H Monmouth	59	76
									247	A St. Francis Brooklyn	70	74
									260	H Cal St. Fullerton	45	69
									264	A Niagara	57	81
									264	H Niagara	66	75
									266	A Siena	46	50
									266	H Siena	57	84
									274	A Manhattan	46	62
									274	H Manhattan	44	62
									279	A Canisius	59	78
									279	H Canisius	62	75
									297	A Fairfield	68	65
									297	H Fairfield	61	69
									312	H Wagner	69	57
									320	A UMass Lowell	57	59
									325	A Lafayette	62	60
									327	A Iona	57	61
									327	H Iona	53	58
									330	H NJIT	70	57
LAST 12 Division I GAMES:												
230	H Monmouth	59	76	171	H Rider	43	78					
327	H Iona	53	58	274	H Manhattan	44	62					
274	A Manhattan	46	62	279	A Canisius	59	78					
297	H Fairfield	61	69	264	A Niagara	57	81					
230	A Monmouth	50	70	266	A Siena	46	50					
327	A Iona	57	61	126	H Marist	42	62					

Non-Div I Games:

Saint Peter's

■ Loss,
 ■ Non-Conf,
 ■ S Site,
 ■ Home
 ■ A Away
 N Neutral

RPI	S	Opponent	Score	
343	H	Fairleigh Dickinson	75	58
349	H	LIU Brooklyn	86	59

Saint Peter's

Average RPI Win:	279	WON-LOST	WINNING	LAST 10	STRENGTH OF	OPP. STRENGTH	TEAM	ADJ.	CONF.	ADJ CONF.
Average RPI Loss:	126	RECORD	PCT. RANK	GAMES	SCHEDULE	OF SCHEDULE	RPI	RPI	RPI	RPI
DIV. I ONLY	12- 11	160	1- 0	221	276	183	183	25	25	
DIV. I NON-CONF.	2- 5	264	0- 0	117	161	178	178	23	23	
TOTALS	RPI 1-25	RPI 26-50	W-L RECORDS	RPI 51-100	RPI 101-150	RPI 150+				
12- 11	0- 0	0- 2	OVERALL	0- 4	1- 1	11- 4				
6- 4	0- 0	0- 1	HOME	0- 1	0- 1	6- 1				
6- 6	0- 0	0- 1	AWAY	0- 2	1- 0	5- 3				
0- 1	0- 0	0- 0	NEUTRAL	0- 1	0- 0	0- 0				
2- 5	0- 0	0- 0	NON-CONFERENCE	0- 3	0- 0	2- 2				
0- 1	0- 0	0- 0	HOME	0- 0	0- 0	0- 1				
2- 3	0- 0	0- 0	AWAY	0- 2	0- 0	2- 1				
0- 1	0- 0	0- 0	NEUTRAL	0- 1	0- 0	0- 0				
10- 6	0- 0	0- 2	CONFERENCE	0- 1	1- 1	9- 2				
6- 3	0- 0	0- 1	HOME	0- 1	0- 1	6- 0				
4- 3	0- 0	0- 1	AWAY	0- 0	1- 0	3- 2				
0- 0	0- 0	0- 0	NEUTRAL	0- 0	0- 0	0- 0				

RPI 1-25				RPI 26-50				RPI 51-100				RPI 101+ Team's RPI: 183			
RPI	S	Opponent	Score	RPI	S	Opponent	Score	RPI	S	Opponent	Score	RPI	S	Opponent	Score
				50	A	Lamar University	76 81	51	A	TCU	59 72	150	A	Abilene Christian	72 63
				50	H	Lamar University	72 83	70	A	LSU	52 66	150	H	Abilene Christian	79 91
								74	H	SFA	68 78	166	A	Nicholls St.	81 84
								91	N	Troy	79 84	170	H	Oral Roberts	62 73
												185	A	Southern Miss.	65 61
												254	A	Wichita St.	55 63
												256	A	A&M-Corpus Christi	61 76
												256	H	A&M-Corpus Christi	61 59
												263	A	Louisiana	68 62
												275	H	Central Ark.	66 62
												288	H	New Orleans	86 62
												301	A	Incarinate Word	76 56
												314	H	Southeastern La.	94 63
												316	A	McNeese	93 80
												318	H	Northwestern St.	66 55
												342	A	Houston Baptist	74 63
												342	H	Houston Baptist	83 64
LAST 12 Division I GAMES:															
				288	H	New Orleans	86 62					316	A	McNeese	93 80
				342	H	Houston Baptist	83 64					74	H	SFA	68 78
				166	A	Nicholls St.	81 84					314	H	Southeastern La.	94 63
				50	A	Lamar University	76 81					50	H	Lamar University	72 83
				256	H	A&M-Corpus Christi	61 59					318	H	Northwestern St.	66 55
				150	A	Abilene Christian	72 63					342	A	Houston Baptist	74 63

Non-Div I Games: UNKNOWN 94 46 Wiley 101 63 Jarvis Christian 100 55

Sam Houston St.

Loss, Non-Conf, S Site, H Home A Away N Neutral

Average RPI Win:	280	WON-LOST	WINNING	LAST 10	STRENGTH OF	OPP. STRENGTH	TEAM	ADJ.	CONF.	ADJ CONF.
Average RPI Loss:	174	RECORD	PCT. RANK	GAMES	SCHEDULE	OF SCHEDULE	RPI	RPI	RPI	RPI
DIV. I ONLY	8- 19	277	0- 1	262	258	282	282	27	27	
DIV. I NON-CONF.	3- 10	278	0- 0	150	231	226	226	24	24	
TOTALS	RPI 1-25	RPI 26-50	W-L RECORDS	RPI 51-100	RPI 101-150	RPI 150+				
8- 19	0- 0	0- 1	OVERALL	0- 1	0- 5	8- 12				
5- 4	0- 0	0- 0	HOME	0- 0	0- 2	5- 2				
3- 15	0- 0	0- 1	AWAY	0- 1	0- 3	3- 10				
0- 0	0- 0	0- 0	NEUTRAL	0- 0	0- 0	0- 0				
3- 10	0- 0	0- 1	NON-CONFERENCE	0- 1	0- 3	3- 5				
1- 1	0- 0	0- 0	HOME	0- 0	0- 1	1- 0				
2- 9	0- 0	0- 1	AWAY	0- 1	0- 2	2- 5				
0- 0	0- 0	0- 0	NEUTRAL	0- 0	0- 0	0- 0				
5- 9	0- 0	0- 0	CONFERENCE	0- 0	0- 2	5- 7				
4- 3	0- 0	0- 0	HOME	0- 0	0- 1	4- 2				
1- 6	0- 0	0- 0	AWAY	0- 0	0- 1	1- 5				
0- 0	0- 0	0- 0	NEUTRAL	0- 0	0- 0	0- 0				

RPI S	Opponent	Score	RPI S	Opponent	Score	RPI S	Opponent	Score	RPI S	Opponent	Score	Team's RPI: 282
48	A Auburn	46 73	91	A Troy	52 72	101	H UAB	41 66	123	A UT Martin	68 89	
						129	A Oklahoma St.	62 82	136	A Mercer	68 76	
						136	H Mercer	52 68	157	A Denver	87 83	
						169	A Chattanooga	56 61	169	H Chattanooga	63 73	
						172	A Colorado	39 81	185	A Southern Miss.	40 76	
						193	A Vanderbilt	52 77	202	A Furman	36 57	
						202	H Furman	41 74	207	A Hampton	57 64	
						231	A ETSU	50 71	231	H ETSU	79 58	
						233	A Memphis	48 53	262	A Alabama St.	60 51	
						267	A Wofford	62 71	267	H Wofford	79 62	
						307	A UNC Greensboro	54 55	307	H UNC Greensboro	57 53	
						331	H Presbyterian	75 54	341	A Western Caro.	75 42	
						341	H Western Caro.	58 43				
LAST 12 Division I GAMES:												
202	H Furman	41 74	136	H Mercer	52 68							
267	H Wofford	79 62	267	A Wofford	62 71							
231	A ETSU	50 71	202	A Furman	36 57							
169	A Chattanooga	56 61	169	H Chattanooga	63 73							
307	H UNC Greensboro	57 53	231	H ETSU	79 58							
341	H Western Caro.	58 43	341	A Western Caro.	75 42							

Non-Div I Games: Rhodes 71 54 Montevallo 73 47

Samford

Loss, Non-Conf, S Site, H Home A Away N Neutral

San Diego

Through Games Of March 5, 2019

Average RPI Win:	242	WON-LOST	WINNING	LAST 10	STRENGTH OF	OPP. STRENGTH	TEAM	ADJ.	CONF.	ADJ CONF.
Average RPI Loss:	114	RECORD	PCT. RANK	GAMES	SCHEDULE	OF SCHEDULE	RPI	RPI	RPI	RPI
DIV. I ONLY	8- 20	283	1- 0	177	90	269	269	7	7	
DIV. I NON-CONF.	6- 4	125	0- 0	324	193	227	227	7	7	
TOTALS	RPI 1-25	RPI 26-50	W-L RECORDS	RPI 51-100	RPI 101-150	RPI 150+				
8- 20	0- 2	0- 3	OVERALL	0- 7	0- 2	8- 6				
6- 9	0- 1	0- 2	HOME	0- 3	0- 1	6- 2				
2- 11	0- 1	0- 1	AWAY	0- 4	0- 1	2- 4				
0- 0	0- 0	0- 0	NEUTRAL	0- 0	0- 0	0- 0				
6- 4	0- 0	0- 1	NON-CONFERENCE	0- 1	0- 0	6- 2				
5- 1	0- 0	0- 1	HOME	0- 0	0- 0	5- 0				
1- 3	0- 0	0- 0	AWAY	0- 1	0- 0	1- 2				
0- 0	0- 0	0- 0	NEUTRAL	0- 0	0- 0	0- 0				
2- 16	0- 2	0- 2	CONFERENCE	0- 6	0- 2	2- 4				
1- 8	0- 1	0- 1	HOME	0- 3	0- 1	1- 2				
1- 8	0- 1	0- 1	AWAY	0- 3	0- 1	1- 2				
0- 0	0- 0	0- 0	NEUTRAL	0- 0	0- 0	0- 0				

RPI 1-25				RPI 26-50				RPI 51-100				RPI 101+ Team's RPI: 269			
RPI	S	Opponent	Score	RPI	S	Opponent	Score	RPI	S	Opponent	Score	RPI	S	Opponent	Score
13	A	Gonzaga	44 71	34	A	BYU	68 80	53	A	Saint Mary's (CA)	60 74	106	A	Pepperdine	65 88
13	H	Gonzaga	61 86	34	H	BYU	56 65	53	H	Saint Mary's (CA)	49 80	106	H	Pepperdine	55 74
				38	H	California	53 70	92	A	Pacific	47 79	163	A	Santa Clara	57 49
								92	H	Pacific	53 70	163	H	Santa Clara	68 77
								97	A	Minnesota	48 53	175	A	Portland	74 96
								100	A	Loyola Marymount	57 83	175	H	Portland	60 69
								100	H	Loyola Marymount	52 69	197	H	Dartmouth	78 76
												234	H	San Diego St.	72 71
												236	H	Hawaii	58 50
												252	A	San Francisco	57 68
												252	H	San Francisco	66 59
												271	A	Long Beach St.	60 56
												280	H	Cleveland St.	83 82
												283	A	Southern Utah	59 69
												299	H	San Jose St.	83 79
												306	A	UTSA	77 87
LAST 12 Division I GAMES:															
252	H	San Francisco	66 59	92	H	Pacific	53 70								
163	H	Santa Clara	68 77	100	A	Loyola Marymount	57 83								
34	A	BYU	68 80	106	A	Pepperdine	65 88								
175	A	Portland	74 96	34	H	BYU	56 65								
13	A	Gonzaga	44 71	13	H	Gonzaga	61 86								
53	H	Saint Mary's (CA)	49 80	175	H	Portland	60 69								

Non-Div I Games: Cal St. San B'dino 76 58

San Diego

■ Loss,
 ■ Non-Conf,
 ■ S Site,
 ■ Home
 ■ A Away
 N Neutral

Average RPI Win:	219	WON-LOST	WINNING	LAST 10	STRENGTH OF	OPP. STRENGTH	TEAM	ADJ.	CONF.	ADJ CONF.
Average RPI Loss:	161	RECORD	PCT. RANK	GAMES	SCHEDULE	OF SCHEDULE	RPI	RPI	RPI	RPI
DIV. I ONLY	11- 17	234	1- 0	194	174	234	234	15	15	
DIV. I NON-CONF.	5- 6	177	0- 0	249	255	231	231	12	12	
TOTALS	RPI 1-25	RPI 26-50	W-L RECORDS	RPI 51-100	RPI 101-150	RPI 150+				
11- 17	0- 0	0- 2	OVERALL	1- 4	1- 2	9- 9				
7- 7	0- 0	0- 1	HOME	1- 2	0- 1	6- 3				
4- 10	0- 0	0- 1	AWAY	0- 2	1- 1	3- 6				
0- 0	0- 0	0- 0	NEUTRAL	0- 0	0- 0	0- 0				
5- 6	0- 0	0- 0	NON-CONFERENCE	0- 2	0- 1	5- 3				
3- 3	0- 0	0- 0	HOME	0- 2	0- 0	3- 1				
2- 3	0- 0	0- 0	AWAY	0- 0	0- 1	2- 2				
0- 0	0- 0	0- 0	NEUTRAL	0- 0	0- 0	0- 0				
6- 11	0- 0	0- 2	CONFERENCE	1- 2	1- 1	4- 6				
4- 4	0- 0	0- 1	HOME	1- 0	0- 1	3- 2				
2- 7	0- 0	0- 1	AWAY	0- 2	1- 0	1- 4				
0- 0	0- 0	0- 0	NEUTRAL	0- 0	0- 0	0- 0				

RPI 1-25				RPI 26-50				RPI 51-100				RPI 101+				Team's RPI: 234	
RPI	S	Opponent	Score	RPI	S	Opponent	Score	RPI	S	Opponent	Score	RPI	S	Opponent	Score		
				47	A	Boise St.	67 91	51	H	TCU	64 81	111	A	Fresno St.	59 58		
				47	H	Boise St.	66 69	52	A	New Mexico	62 70	111	H	Fresno St.	81 87		
								52	H	New Mexico	61 59	141	A	CSUN	74 77		
								64	A	Wyoming	45 87	163	A	Santa Clara	43 60		
								89	H	Arizona	60 69	176	A	Utah St.	56 54		
												176	H	Utah St.	52 65		
												181	A	UC Irvine	78 70		
												194	A	UNLV	57 71		
												194	H	UNLV	49 62		
												232	H	California Baptist	83 67		
												236	H	Hawaii	58 57		
												244	A	Nevada	69 74		
												260	A	Cal St. Fullerton	83 72		
												269	A	San Diego	71 72		
												270	H	Colorado St.	54 45		
												294	A	Air Force	66 75		
												294	H	Air Force	70 61		
												295	H	UC Santa Barbara	58 63		
												299	A	San Jose St.	76 84		
												299	H	San Jose St.	69 68		
												301	H	Incarinate Word	81 38		
LAST 12 Division I GAMES:																	
				111	A	Fresno St.	59 58					270	H	Colorado St.	54 45		
				299	A	San Jose St.	76 84					176	A	Utah St.	56 54		
				176	H	Utah St.	52 65					52	H	New Mexico	61 59		
				194	H	UNLV	49 62					299	H	San Jose St.	69 68		
				244	A	Nevada	69 74					294	A	Air Force	66 75		
				47	A	Boise St.	67 91					194	A	UNLV	57 71		

Non-Div I Games:

San Diego St.

■ Loss,
 ■ Non-Conf,
 ■ S Site,
 ■ Home
 ■ A Away
 N Neutral

San Francisco

Through Games Of March 5, 2019

Average RPI Win:	272	WON-LOST	WINNING	LAST 10	STRENGTH OF	OPP. STRENGTH	TEAM	ADJ.	CONF.	ADJ CONF.
Average RPI Loss:	100	RECORD	PCT. RANK	GAMES	SCHEDULE	OF SCHEDULE	RPI	RPI	RPI	RPI
DIV. I ONLY	6- 23	315	0- 1	96	94	252	252	7	7	
DIV. I NON-CONF.	4- 7	228	0- 0	200	173	230	230	7	7	
TOTALS	RPI 1-25	RPI 26-50	W-L RECORDS	RPI 51-100	RPI 101-150	RPI 150+				
6- 23	0- 3	0- 2	OVERALL	0- 9	0- 3	6- 6				
2- 11	0- 1	0- 1	HOME	0- 5	0- 2	2- 2				
2- 11	0- 2	0- 1	AWAY	0- 4	0- 1	2- 3				
2- 1	0- 0	0- 0	NEUTRAL	0- 0	0- 0	2- 1				
4- 7	0- 1	0- 0	NON-CONFERENCE	0- 3	0- 1	4- 2				
1- 3	0- 0	0- 0	HOME	0- 2	0- 1	1- 0				
1- 3	0- 1	0- 0	AWAY	0- 1	0- 0	1- 1				
2- 1	0- 0	0- 0	NEUTRAL	0- 0	0- 0	2- 1				
2- 16	0- 2	0- 2	CONFERENCE	0- 6	0- 2	2- 4				
1- 8	0- 1	0- 1	HOME	0- 3	0- 1	1- 2				
1- 8	0- 1	0- 1	AWAY	0- 3	0- 1	1- 2				
0- 0	0- 0	0- 0	NEUTRAL	0- 0	0- 0	0- 0				

RPI 1-25				RPI 26-50				RPI 51-100				RPI 101+ Team's RPI: 252			
RPI	S	Opponent	Score	RPI	S	Opponent	Score	RPI	S	Opponent	Score	RPI	S	Opponent	Score
4	A	Stanford	62 96	34	A	BYU	59 82	53	A	Saint Mary's (CA)	63 88	106	A	Pepperdine	50 69
13	A	Gonzaga	51 78	34	H	BYU	59 67	53	H	Saint Mary's (CA)	65 80	106	H	Pepperdine	66 72
13	H	Gonzaga	44 64					67	A	Idaho	63 70	107	H	Northern Colo.	63 68
								77	H	UT Arlington	73 80	152	A	Washington St.	61 91
								81	H	UC Davis	68 70	163	A	Santa Clara	57 49
								92	A	Pacific	48 74	163	H	Santa Clara	66 71
								92	H	Pacific	75 85	175	A	Portland	73 78
								100	A	Loyola Marymount	58 66	175	H	Portland	66 69
								100	H	Loyola Marymount	66 73	238	N	North Dakota	97 100
												255	A	Sacramento St.	86 75
												269	A	San Diego	59 66
												269	H	San Diego	68 57
												299	H	San Jose St.	85 63
												323	N	Cal Poly	65 62
												324	N	North Dakota St.	75 42
LAST 12 Division I GAMES:															
269	A	San Diego	59 66	100	H	Loyola Marymount	66 73								
34	A	BYU	59 82	106	H	Pepperdine	66 72								
13	H	Gonzaga	44 64	163	A	Santa Clara	57 49								
175	H	Portland	66 69	175	A	Portland	73 78								
53	A	Saint Mary's (CA)	63 88	13	A	Gonzaga	51 78								
92	A	Pacific	48 74	92	H	Pacific	75 85								

Non-Div I Games:

San Francisco

■ Loss,
■ Non-Conf,
■ S Site,
■ Home
■ A Away
N Neutral

San Jose St.

Through Games Of March 5, 2019

Average RPI Win:	248	WON-LOST	WINNING	LAST 10	STRENGTH OF	OPP. STRENGTH	TEAM	ADJ.	CONF.	ADJ CONF.
Average RPI Loss:	148	RECORD	PCT. RANK	GAMES	SCHEDULE	OF SCHEDULE	RPI	RPI	RPI	RPI
DIV. I ONLY	5- 22	323	0- 1	157	150	299	299	15	15	
DIV. I NON-CONF.	1- 9	326	0- 0	246	180	336	336	12	12	
TOTALS	RPI 1-25	RPI 26-50	W-L RECORDS	RPI 51-100	RPI 101-150	RPI 150+				
5- 22	0- 0	0- 2	OVERALL	0- 6	0- 3	5- 11				
4- 8	0- 0	0- 1	HOME	0- 3	0- 0	4- 4				
1- 14	0- 0	0- 1	AWAY	0- 3	0- 3	1- 7				
0- 0	0- 0	0- 0	NEUTRAL	0- 0	0- 0	0- 0				
1- 9	0- 0	0- 0	NON-CONFERENCE	0- 2	0- 2	1- 5				
1- 3	0- 0	0- 0	HOME	0- 1	0- 0	1- 2				
0- 6	0- 0	0- 0	AWAY	0- 1	0- 2	0- 3				
0- 0	0- 0	0- 0	NEUTRAL	0- 0	0- 0	0- 0				
4- 13	0- 0	0- 2	CONFERENCE	0- 4	0- 1	4- 6				
3- 5	0- 0	0- 1	HOME	0- 2	0- 0	3- 2				
1- 8	0- 0	0- 1	AWAY	0- 2	0- 1	1- 4				
0- 0	0- 0	0- 0	NEUTRAL	0- 0	0- 0	0- 0				

RPI S	Opponent	Score	RPI S	Opponent	Score	RPI S	Opponent	Score	RPI S	Opponent	Score	Team's RPI: 299
47	A Boise St.	68 99	47	H Boise St.	69 83	52	A New Mexico	72 110	111	A Fresno St.	48 77	
						52	H New Mexico	60 79	132	A Portland St.	51 80	
						64	A Wyoming	56 85	141	A CSUN	40 76	
						64	H Wyoming	56 70	163	H Santa Clara	56 62	
						83	A Nebraska	63 96	172	A Colorado	64 76	
						92	H Pacific	67 91	176	A Utah St.	49 82	
									176	H Utah St.	68 59	
									181	H UC Irvine	66 74	
									194	A UNLV	70 74	
									194	H UNLV	43 53	
									234	A San Diego St.	68 69	
									234	H San Diego St.	84 76	
									244	H Nevada	49 52	
									252	A San Francisco	63 85	
									265	H CSU Bakersfield	82 72	
									269	A San Diego	79 83	
									270	A Colorado St.	78 70	
									294	A Air Force	77 88	
									294	H Air Force	73 60	
LAST 12 Division I GAMES:												
64	A Wyoming	56 85	52	H New Mexico	60 79							
234	H San Diego St.	84 76	47	H Boise St.	69 83							
52	A New Mexico	72 110	234	A San Diego St.	68 69							
294	H Air Force	73 60	176	H Utah St.	68 59							
270	A Colorado St.	78 70	294	A Air Force	77 88							
194	A UNLV	70 74	64	H Wyoming	56 70							

Non-Div I Games: San Fran. St. 66 73

San Jose St.

Loss, Non-Conf, S Site, H Home A Away N Neutral

Santa Clara

Through Games Of March 5, 2019

Average RPI Win:	208	WON-LOST	WINNING	LAST 10	STRENGTH OF	OPP. STRENGTH	TEAM	ADJ.	CONF.	ADJ CONF.
Average RPI Loss:	90	RECORD	PCT. RANK	GAMES	SCHEDULE	OF SCHEDULE	RPI	RPI	RPI	RPI
DIV. I ONLY	12- 16	211	0- 1	99	91	163	163	7	7	
DIV. I NON-CONF.	6- 4	125	0- 0	196	165	131	131	7	7	
TOTALS	RPI 1-25	RPI 26-50	W-L RECORDS	RPI 51-100	RPI 101-150	RPI 150+				
12- 16	0- 3	0- 3	OVERALL	3- 4	0- 4	9- 2				
5- 9	0- 1	0- 1	HOME	1- 3	0- 2	4- 2				
7- 7	0- 2	0- 2	AWAY	2- 1	0- 2	5- 0				
0- 0	0- 0	0- 0	NEUTRAL	0- 0	0- 0	0- 0				
6- 4	0- 1	0- 1	NON-CONFERENCE	1- 0	0- 2	5- 0				
4- 1	0- 0	0- 0	HOME	1- 0	0- 1	3- 0				
2- 3	0- 1	0- 1	AWAY	0- 0	0- 1	2- 0				
0- 0	0- 0	0- 0	NEUTRAL	0- 0	0- 0	0- 0				
6- 12	0- 2	0- 2	CONFERENCE	2- 4	0- 2	4- 2				
1- 8	0- 1	0- 1	HOME	0- 3	0- 1	1- 2				
5- 4	0- 1	0- 1	AWAY	2- 1	0- 1	3- 0				
0- 0	0- 0	0- 0	NEUTRAL	0- 0	0- 0	0- 0				

RPI 1-25				RPI 26-50				RPI 51-100				RPI 101+ Team's RPI: 163			
RPI	S	Opponent	Score	RPI	S	Opponent	Score	RPI	S	Opponent	Score	RPI	S	Opponent	Score
13	A	Gonzaga	61 78	34	A	BYU	64 69	53	A	Saint Mary's (CA)	68 81	106	A	Pepperdine	48 74
13	H	Gonzaga	61 74	34	H	BYU	44 54	53	H	Saint Mary's (CA)	59 83	106	H	Pepperdine	74 76
19	A	Oregon St.	31 82	42	A	Southern California	46 77	65	H	Missouri St.	77 73	111	A	Fresno St.	53 80
								92	A	Pacific	88 83	141	H	CSUN	38 53
								92	H	Pacific	70 74	175	A	Portland	72 66
								100	A	Loyola Marymount	83 75	175	H	Portland	106 68
								100	H	Loyola Marymount	60 69	234	H	San Diego St.	60 43
												244	H	Nevada	56 48
												252	A	San Francisco	71 66
												252	H	San Francisco	49 57
												260	A	Cal St. Fullerton	64 60
												269	A	San Diego	77 68
												269	H	San Diego	49 57
												299	A	San Jose St.	62 56
												335	H	Grand Canyon	75 55
LAST 12 Division I GAMES:															
34	A	BYU	64 69	106	H	Pepperdine	74 76								
269	A	San Diego	77 68	100	H	Loyola Marymount	60 69								
175	H	Portland	106 68	252	H	San Francisco	49 57								
13	H	Gonzaga	61 74	13	A	Gonzaga	61 78								
92	A	Pacific	88 83	175	A	Portland	72 66								
53	A	Saint Mary's (CA)	68 81	53	H	Saint Mary's (CA)	59 83								

Non-Div I Games: Sonoma St. 98 38

Santa Clara

Loss, Non-Conf, S Site, H Home A Away N Neutral

Average RPI Win:	319	WON-LOST	WINNING	LAST 10	STRENGTH OF	OPP. STRENGTH	TEAM	ADJ.	CONF.	ADJ CONF.
Average RPI Loss:	241	RECORD	PCT. RANK	GAMES	SCHEDULE	OF SCHEDULE	RPI	RPI	RPI	RPI
DIV. I ONLY	4- 18	326	0- 1	350	328	348	348	32	32	
DIV. I NON-CONF.	0- 7	336	0- 0	233	120	342	342	32	32	
TOTALS	RPI 1-25	RPI 26-50	W-L RECORDS	RPI 51-100	RPI 101-150	RPI 150+				
4- 18	0- 1	0- 1	OVERALL	0- 0	0- 0	4- 16				
2- 9	0- 0	0- 0	HOME	0- 0	0- 0	2- 9				
2- 9	0- 1	0- 1	AWAY	0- 0	0- 0	2- 7				
0- 0	0- 0	0- 0	NEUTRAL	0- 0	0- 0	0- 0				
0- 7	0- 1	0- 1	NON-CONFERENCE	0- 0	0- 0	0- 5				
0- 3	0- 0	0- 0	HOME	0- 0	0- 0	0- 3				
0- 4	0- 1	0- 1	AWAY	0- 0	0- 0	0- 2				
0- 0	0- 0	0- 0	NEUTRAL	0- 0	0- 0	0- 0				
4- 11	0- 0	0- 0	CONFERENCE	0- 0	0- 0	4- 11				
2- 6	0- 0	0- 0	HOME	0- 0	0- 0	2- 6				
2- 5	0- 0	0- 0	AWAY	0- 0	0- 0	2- 5				
0- 0	0- 0	0- 0	NEUTRAL	0- 0	0- 0	0- 0				

RPI 1-25				RPI 26-50				RPI 51-100				RPI 101+ Team's RPI: 348			
RPI	S	Opponent	Score	RPI	S	Opponent	Score	RPI	S	Opponent	Score	RPI	S	Opponent	Score
24	A	DePaul	61 124	29	A	South Dakota St.	49 97					196	A	N.C. A&T	69 73
												205	H	Texas Southern	41 65
												206	A	UMES	46 78
												219	A	Ole Miss	51 74
												220	H	Howard	70 106
												222	H	Bethune-Cookman	47 68
												227	H	Jacksonville	58 68
												254	A	Wichita St.	50 66
												286	H	Ga. Southern	71 82
												289	H	Norfolk St.	42 78
												290	H	South Carolina St.	60 71
												304	A	Morgan St.	47 63
												304	H	Morgan St.	53 35
												313	A	Coppin St.	76 70
												313	H	Coppin St.	68 57
												337	A	Delaware St.	58 66
												339	A	N.C. Central	65 77
												339	H	N.C. Central	67 71
												346	A	Florida A&M	54 50
												346	H	Florida A&M	55 60
LAST 12 Division I GAMES:															
220	H	Howard	70 106	313	H	Coppin St.	68 57								
196	A	N.C. A&T	69 73	206	A	UMES	46 78								
339	A	N.C. Central	65 77	337	A	Delaware St.	58 66								
222	H	Bethune-Cookman	47 68	339	H	N.C. Central	67 71								
346	H	Florida A&M	55 60	290	H	South Carolina St.	60 71								
304	H	Morgan St.	53 35	289	H	Norfolk St.	42 78								

Non-Div I Games: Carver 101 49 Wesleyan (GA) 155 26

Savannah St.

■ Loss,
 ■ Non-Conf,
 ■ S Site,
 ■ Home
 ■ A Away
 N Neutral

[illegible]

Non-Div I Games:

Average RPI Win:	188	WON-LOST	WINNING	LAST 10	STRENGTH OF	OPP. STRENGTH	TEAM	ADJ.	CONF.	ADJ CONF.
Average RPI Loss:	70	RECORD	PCT. RANK	GAMES	SCHEDULE	OF SCHEDULE	RPI	RPI	RPI	RPI
DIV. I ONLY	15- 14	165	1- 0	95	74	128	128	6	6	
DIV. I NON-CONF.	8- 3	72	0- 0	263	237	122	122	4	4	
TOTALS	RPI 1-25	RPI 26-50	W-L RECORDS	RPI 51-100	RPI 101-150	RPI 150+				
15- 14	1- 4	0- 3	OVERALL	4- 4	3- 1	7- 2				
11- 4	0- 2	0- 1	HOME	3- 0	2- 0	6- 1				
3- 9	1- 2	0- 2	AWAY	1- 3	1- 1	0- 1				
1- 1	0- 0	0- 0	NEUTRAL	0- 1	0- 0	1- 0				
8- 3	0- 1	0- 1	NON-CONFERENCE	1- 1	0- 0	7- 0				
6- 0	0- 0	0- 0	HOME	0- 0	0- 0	6- 0				
1- 2	0- 1	0- 1	AWAY	1- 0	0- 0	0- 0				
1- 1	0- 0	0- 0	NEUTRAL	0- 1	0- 0	1- 0				
7- 11	1- 3	0- 2	CONFERENCE	3- 3	3- 1	0- 2				
5- 4	0- 2	0- 1	HOME	3- 0	2- 0	0- 1				
2- 7	1- 1	0- 1	AWAY	0- 3	1- 1	0- 1				
0- 0	0- 0	0- 0	NEUTRAL	0- 0	0- 0	0- 0				

RPI 1-25				RPI 26-50				RPI 51-100				RPI 101+ Team's RPI: 128			
RPI	S	Opponent	Score	RPI	S	Opponent	Score	RPI	S	Opponent	Score	RPI	S	Opponent	Score
6	A	UConn	61 99	33	A	UCLA	62 78	54	N	Georgia Tech	73 84	118	A	St. John's (NY)	76 72
12	A	Marquette	60 96	44	A	Villanova	68 73	55	A	Princeton	70 66	118	H	St. John's (NY)	77 67
12	H	Marquette	63 109	44	H	Villanova	66 70	60	A	Butler	59 62	122	A	Providence	75 82
24	A	DePaul	84 73					60	H	Butler	83 62	122	H	Providence	79 73
24	H	DePaul	85 94					73	A	Georgetown	43 51	200	A	Xavier	62 63
								73	H	Georgetown	76 63	200	H	Xavier	76 80
								99	A	Creighton	71 80	247	H	St. Francis Brooklyn	100 77
								99	H	Creighton	82 75	306	H	UTSA	84 53
												307	N	UNC Greensboro	71 64
												310	H	Kennesaw St.	102 80
												312	H	Wagner	95 40
												320	H	UMass Lowell	90 57
												344	H	Saint Peter's	90 47
LAST 12 Division I GAMES:															
118	A	St. John's (NY)	76 72	122	A	Providence	75 82								
44	A	Villanova	68 73	60	H	Butler	83 62								
73	A	Georgetown	43 51	200	H	Xavier	76 80								
12	H	Marquette	63 109	73	H	Georgetown	76 63								
24	H	DePaul	85 94	44	H	Villanova	66 70								
99	A	Creighton	71 80	24	A	DePaul	84 73								

Non-Div I Games:

Seton Hall

■ Loss,
■ Non-Conf,
■ S Site,
■ H Home
■ A Away
N Neutral

Average RPI Win: 281	WON-LOST	WINNING	LAST 10	STRENGTH OF	OPP. STRENGTH	TEAM	ADJ.	CONF.	ADJ CONF.
Average RPI Loss: 176	RECORD	PCT. RANK	GAMES	SCHEDULE	OF SCHEDULE	RPI	RPI	RPI	RPI
DIV. I ONLY	12- 17	219	1- 0	263	290	266	266	26	26
DIV. I NON-CONF.	4- 7	228	1- 0	210	287	268	268	27	27
TOTALS	RPI 1-25	RPI 26-50	W-L RECORDS	RPI 51-100	RPI 101-150	RPI 150+			
12- 17	0- 0	0- 2	OVERALL	0- 3	0- 2	12- 10			
6- 9	0- 0	0- 1	HOME	0- 2	0- 1	6- 5			
5- 7	0- 0	0- 1	AWAY	0- 0	0- 1	5- 5			
1- 1	0- 0	0- 0	NEUTRAL	0- 1	0- 0	1- 0			
4- 7	0- 0	0- 0	NON-CONFERENCE	0- 3	0- 0	4- 4			
2- 4	0- 0	0- 0	HOME	0- 2	0- 0	2- 2			
1- 2	0- 0	0- 0	AWAY	0- 0	0- 0	1- 2			
1- 1	0- 0	0- 0	NEUTRAL	0- 1	0- 0	1- 0			
8- 10	0- 0	0- 2	CONFERENCE	0- 0	0- 2	8- 6			
4- 5	0- 0	0- 1	HOME	0- 0	0- 1	4- 3			
4- 5	0- 0	0- 1	AWAY	0- 0	0- 1	4- 3			
0- 0	0- 0	0- 0	NEUTRAL	0- 0	0- 0	0- 0			

RPI 1-25				RPI 26-50				RPI 51-100				RPI 101+				Team's RPI: 266	
RPI	S	Opponent	Score	RPI	S	Opponent	Score	RPI	S	Opponent	Score	RPI	S	Opponent	Score		
				45	A	Quinnipiac	31 68	61	H	Penn	51 58	126	A	Marist	59 88		
				45	H	Quinnipiac	38 67	80	N	Drexel	39 51	126	H	Marist	58 73		
								84	H	Harvard	54 73	171	A	Rider	54 77		
												171	H	Rider	52 55		
												192	A	Sacred Heart	50 72		
												201	H	Massachusetts	64 59		
												220	A	Howard	86 81		
												226	H	Hofstra	50 57		
												230	A	Monmouth	77 68		
												230	H	Monmouth	54 56		
												253	H	Colgate	55 53		
												261	A	St. Bonaventure	58 74		
												264	H	Niagara	67 61		
												274	A	Manhattan	48 52		
												274	H	Manhattan	62 56		
												279	A	Canisius	78 66		
												297	A	Fairfield	55 59		
												297	H	Fairfield	40 66		
												305	H	Fla. Atlantic	66 70		
												312	N	Wagner	74 71		
												327	A	Iona	66 45		
												327	H	Iona	59 47		
												344	A	Saint Peter's	84 57		
												344	H	Saint Peter's	50 46		
LAST 12 Division I GAMES:																	
				312	N	Wagner	74 71	230	H	Monmouth	54 56						
				45	H	Quinnipiac	38 67	327	A	Iona	66 45						
				171	A	Rider	54 77	274	A	Manhattan	48 52						
				279	A	Canisius	78 66	126	H	Marist	58 73						
				264	H	Niagara	67 61	297	A	Fairfield	55 59						
				297	H	Fairfield	40 66	344	H	Saint Peter's	50 46						

Non-Div I Games:

Siena

South Alabama

Through Games Of March 5, 2019

Average RPI Win:	218	WON-LOST	WINNING	LAST 10	STRENGTH OF	OPP. STRENGTH	TEAM	ADJ.	CONF.	ADJ CONF.
Average RPI Loss:	122	RECORD	PCT. RANK	GAMES	SCHEDULE	OF SCHEDULE	RPI	RPI	RPI	RPI
DIV. I ONLY	17- 8	78	1- 0	203	160	104	104	12	12	
DIV. I NON-CONF.	9- 0	1	1- 0	283	269	46	46	14	14	
TOTALS	RPI 1-25	RPI 26-50	W-L RECORDS	RPI 51-100	RPI 101-150	RPI 150+				
17- 8	0- 0	0- 0	OVERALL	1- 4	3- 1	13- 3				
8- 2	0- 0	0- 0	HOME	1- 1	1- 0	6- 1				
8- 6	0- 0	0- 0	AWAY	0- 3	1- 1	7- 2				
1- 0	0- 0	0- 0	NEUTRAL	0- 0	1- 0	0- 0				
9- 0	0- 0	0- 0	NON-CONFERENCE	0- 0	1- 0	8- 0				
3- 0	0- 0	0- 0	HOME	0- 0	0- 0	3- 0				
5- 0	0- 0	0- 0	AWAY	0- 0	0- 0	5- 0				
1- 0	0- 0	0- 0	NEUTRAL	0- 0	1- 0	0- 0				
8- 8	0- 0	0- 0	CONFERENCE	1- 4	2- 1	5- 3				
5- 2	0- 0	0- 0	HOME	1- 1	1- 0	3- 1				
3- 6	0- 0	0- 0	AWAY	0- 3	1- 1	2- 2				
0- 0	0- 0	0- 0	NEUTRAL	0- 0	0- 0	0- 0				

RPI S	Opponent	Score	RPI S	Opponent	Score	RPI S	Opponent	Score	RPI S	Opponent	Score	Team's RPI: 104
						69	A Little Rock	44 47	133	A Georgia St.	68 59	
						69	H Little Rock	42 65	133	H Georgia St.	62 59	
						77	A UT Arlington	51 72	144	N New Mexico St.	68 67	
						91	A Troy	58 66	149	A Appalachian St.	63 71	
						91	H Troy	80 77	153	A Alabama	72 67	
									162	A Texas St.	45 77	
									173	A Southern U.	53 49	
									174	A Coastal Caro.	88 78	
									180	A Arkansas St.	58 69	
									180	H Arkansas St.	64 77	
									185	H Southern Miss.	77 68	
									231	H ETSU	81 74	
									262	H Alabama St.	77 65	
									263	H Louisiana	83 60	
									275	A Central Ark.	58 50	
									286	A Ga. Southern	69 53	
									286	H Ga. Southern	73 60	
									302	A Tennessee St.	78 56	
									303	H La.-Monroe	77 49	
									315	A FIU	84 77	
LAST 12 Division I GAMES:												
315	A	FIU	84	77	69	A	Little Rock	44	47			
162	A	Texas St.	45	77	180	A	Arkansas St.	58	69			
77	A	UT Arlington	51	72	91	H	Troy	80	77			
91	A	Troy	58	66	303	H	La.-Monroe	77	49			
133	H	Georgia St.	62	59	263	H	Louisiana	83	60			
286	H	Ga. Southern	73	60	286	A	Ga. Southern	69	53			

Non-Div I Games: Faulkner 97 40 Spring Hill 75 57

South Alabama

Loss, Non-Conf, S Site, H Home A Away N Neutral

South Carolina

Through Games Of March 5, 2019

Average RPI Win:	129	WON-LOST	WINNING	LAST 10	STRENGTH OF	OPP. STRENGTH	TEAM	ADJ.	CONF.	ADJ CONF.
Average RPI Loss:	13	RECORD	PCT. RANK	GAMES	SCHEDULE	OF SCHEDULE	RPI	RPI	RPI	RPI
DIV. I ONLY	21- 8	56	0- 1	8	30	17	17	5	5	
DIV. I NON-CONF.	8- 5	119	0- 1	13	20	36	36	5	5	
TOTALS	RPI 1-25	RPI 26-50	W-L RECORDS	RPI 51-100	RPI 101-150	RPI 150+				
21- 8	2- 8	2- 0	OVERALL	5- 0	3- 0	9- 0				
11- 4	0- 4	1- 0	HOME	1- 0	3- 0	6- 0				
9- 2	2- 2	1- 0	AWAY	4- 0	0- 0	2- 0				
1- 2	0- 2	0- 0	NEUTRAL	0- 0	0- 0	1- 0				
8- 5	0- 5	0- 0	NON-CONFERENCE	2- 0	2- 0	4- 0				
5- 2	0- 2	0- 0	HOME	1- 0	2- 0	2- 0				
2- 1	0- 1	0- 0	AWAY	1- 0	0- 0	1- 0				
1- 2	0- 2	0- 0	NEUTRAL	0- 0	0- 0	1- 0				
13- 3	2- 3	2- 0	CONFERENCE	3- 0	1- 0	5- 0				
6- 2	0- 2	1- 0	HOME	0- 0	1- 0	4- 0				
7- 1	2- 1	1- 0	AWAY	3- 0	0- 0	1- 0				
0- 0	0- 0	0- 0	NEUTRAL	0- 0	0- 0	0- 0				

RPI	S	Opponent	Score	RPI	S	Opponent	Score	RPI	S	Opponent	Score	RPI	S	Opponent	Score
2	H	Baylor	69 94	28	H	Missouri	79 65	56	H	Clemson	69 57	103	H	Georgia	65 57
6	A	UConn	79 97	48	A	Auburn	73 66	63	A	Tennessee	82 67	120	H	Dayton	65 55
8	A	Mississippi St.	74 89					70	A	LSU	76 53	149	H	Appalachian St.	80 50
8	H	Mississippi St.	64 68					88	A	Purdue	82 73	153	H	Alabama	62 59
14	H	Maryland	61 85					94	A	Arkansas	87 79	155	H	Temple	88 60
16	A	Texas A&M	60 57									193	H	Vanderbilt	80 69
19	N	Oregon St.	68 70									202	H	Furman	66 53
21	A	Kentucky	74 70									218	A	Florida	96 77
21	H	Kentucky	57 65									218	H	Florida	71 40
22	N	Drake	85 90									219	H	Ole Miss	76 42
												231	N	ETSU	101 55
												262	A	Alabama St.	94 38
LAST 12 Division I GAMES:															
22	N	Drake	85 90	218	A	Florida	96 77								
19	N	Oregon St.	68 70	103	H	Georgia	65 57								
8	H	Mississippi St.	64 68	6	A	UConn	79 97								
48	A	Auburn	73 66	219	H	Ole Miss	76 42								
63	A	Tennessee	82 67	94	A	Arkansas	87 79								
21	H	Kentucky	57 65	21	A	Kentucky	74 70								

Non-Div I Games:

South Carolina

Loss, Non-Conf, S Site, H Home A Away N Neutral

Average RPI Win:	303	WON-LOST	WINNING	LAST 10	STRENGTH OF	OPP. STRENGTH	TEAM	ADJ.	CONF.	ADJ CONF.
Average RPI Loss:	214	RECORD	PCT. RANK	GAMES	SCHEDULE	OF SCHEDULE	RPI	RPI	RPI	RPI
DIV. I ONLY	13- 14	184	1- 0	349	336	290	290	32	32	
DIV. I NON-CONF.	5- 7	206	1- 0	333	272	291	291	32	32	
TOTALS	RPI 1-25	RPI 26-50	W-L RECORDS	RPI 51-100	RPI 101-150	RPI 150+				
13- 14	0- 0	0- 0	OVERALL	0- 2	0- 1	13- 11				
6- 5	0- 0	0- 0	HOME	0- 0	0- 0	6- 5				
7- 7	0- 0	0- 0	AWAY	0- 2	0- 0	7- 5				
0- 2	0- 0	0- 0	NEUTRAL	0- 0	0- 1	0- 1				
5- 7	0- 0	0- 0	NON-CONFERENCE	0- 2	0- 1	5- 4				
3- 1	0- 0	0- 0	HOME	0- 0	0- 0	3- 1				
2- 4	0- 0	0- 0	AWAY	0- 2	0- 0	2- 2				
0- 2	0- 0	0- 0	NEUTRAL	0- 0	0- 1	0- 1				
8- 7	0- 0	0- 0	CONFERENCE	0- 0	0- 0	8- 7				
3- 4	0- 0	0- 0	HOME	0- 0	0- 0	3- 4				
5- 3	0- 0	0- 0	AWAY	0- 0	0- 0	5- 3				
0- 0	0- 0	0- 0	NEUTRAL	0- 0	0- 0	0- 0				

RPI 1-25			RPI 26-50			RPI 51-100			RPI 101+ Team's RPI: 290		
RPI	S	Opponent	Score	RPI	S	Opponent	Score	RPI	S	Opponent	Score
								85	A	Radford	31 61
								89	A	Arizona	32 73
								143	N	Wake Forest	44 58
								174	A	Coastal Caro.	44 57
								194	H	UNLV	58 49
								196	A	N.C. A&T	52 59
								196	H	N.C. A&T	44 58
								204	N	East Carolina	63 71
								206	A	UMES	43 63
								220	H	Howard	72 63
								222	A	Bethune-Cookman	57 51
								222	H	Bethune-Cookman	64 69
								289	H	Norfolk St.	50 57
								292	H	Charleston So.	67 58
								293	A	Col. of Charleston	51 75
								296	H	Winthrop	50 58
								304	A	Morgan St.	51 62
								304	H	Morgan St.	61 63
								313	A	Coppin St.	75 59
								313	H	Coppin St.	60 55
								331	A	Presbyterian	57 48
								337	A	Delaware St.	63 60
								339	A	N.C. Central	72 60
								340	H	USC Upstate	71 66
								341	A	Western Caro.	54 39
								346	H	Florida A&M	61 48
								348	A	Savannah St.	71 60
LAST 12 Division I GAMES:											
194	H	UNLV	58 49	313	H	Coppin St.	60 55				
222	A	Bethune-Cookman	57 51	304	H	Morgan St.	61 63				
339	A	N.C. Central	72 60	337	A	Delaware St.	63 60				
196	A	N.C. A&T	52 59	206	A	UMES	43 63				
346	H	Florida A&M	61 48	348	A	Savannah St.	71 60				
222	H	Bethune-Cookman	64 69	289	H	Norfolk St.	50 57				

Non-Div I Games: Voorhees 88 61 UNKNOWN 67 51

South Carolina St.

Loss, Non-Conf, S Site, H Home A Away N Neutral

South Dakota

Through Games Of March 5, 2019

Average RPI Win:	197	WON-LOST	WINNING	LAST 10	STRENGTH OF	OPP. STRENGTH	TEAM	ADJ.	CONF.	ADJ CONF.
Average RPI Loss:	64	RECORD	PCT. RANK	GAMES	SCHEDULE	OF SCHEDULE	RPI	RPI	RPI	RPI
DIV. I ONLY	24- 4	12	1- 0	170	137	36	36	19	19	
DIV. I NON-CONF.	10- 2	37	0- 0	48	21	15	15	19	19	
TOTALS	RPI 1-25	RPI 26-50	W-L RECORDS	RPI 51-100	RPI 101-150	RPI 150+				
24- 4	1- 1	2- 2	OVERALL	4- 0	0- 0	17- 1				
11- 0	1- 0	1- 0	HOME	1- 0	0- 0	8- 0				
10- 3	0- 1	1- 1	AWAY	2- 0	0- 0	7- 1				
3- 1	0- 0	0- 1	NEUTRAL	1- 0	0- 0	2- 0				
10- 2	1- 1	1- 1	NON-CONFERENCE	4- 0	0- 0	4- 0				
3- 0	1- 0	0- 0	HOME	1- 0	0- 0	1- 0				
4- 1	0- 1	1- 0	AWAY	2- 0	0- 0	1- 0				
3- 1	0- 0	0- 1	NEUTRAL	1- 0	0- 0	2- 0				
14- 2	0- 0	1- 1	CONFERENCE	0- 0	0- 0	13- 1				
8- 0	0- 0	1- 0	HOME	0- 0	0- 0	7- 0				
6- 2	0- 0	0- 1	AWAY	0- 0	0- 0	6- 1				
0- 0	0- 0	0- 0	NEUTRAL	0- 0	0- 0	0- 0				

RPI 1-25				RPI 26-50				Team's RPI: 36		RPI 51-100				RPI 101+			
RPI	S	Opponent	Score	RPI	S	Opponent	Score		RPI	S	Opponent	Score	RPI	S	Opponent	Score	
11	H	Iowa St.	64 59	28	A	Missouri	74 61		65	A	Missouri St.	85 74	157	A	Denver	99 104	
22	A	Drake	64 76	29	A	South Dakota St.	78 82		68	H	Green Bay	55 49	157	H	Denver	73 58	
				29	H	South Dakota St.	105 98		99	A	Creighton	77 65	170	A	Oral Roberts	76 72	
				49	N	Indiana	60 68		100	N	Loyola Marymount	67 40	170	H	Oral Roberts	75 64	
													188	A	Montana	64 41	
													217	N	Grambling	67 53	
													228	A	Western Ill.	83 61	
													228	H	Western Ill.	92 49	
													238	A	North Dakota	80 50	
													238	H	North Dakota	87 54	
													254	N	Wichita St.	73 64	
													301	H	Incarinate Word	96 43	
													317	A	Omaha	80 49	
													317	H	Omaha	78 33	
													324	A	North Dakota St.	67 41	
													324	H	North Dakota St.	76 57	
													334	A	Purdue Fort Wayne	71 49	
													334	H	Purdue Fort Wayne	69 51	
LAST 12 Division I GAMES:																	
				238	H	North Dakota	87 54		317	H	Omaha	78 33					
				324	H	North Dakota St.	76 57		334	A	Purdue Fort Wayne	71 49					
				29	A	South Dakota St.	78 82		228	H	Western Ill.	92 49					
				157	H	Denver	73 58		238	A	North Dakota	80 50					
				228	A	Western Ill.	83 61		317	A	Omaha	80 49					
				170	H	Oral Roberts	75 64		170	A	Oral Roberts	76 72					

Non-Div I Games: St. Mary (NE) 112 52 Bellevue 79 40

South Dakota

Loss, Non-Conf, S Site, H Home A Away N Neutral

Average RPI Win:	196	WON-LOST	WINNING	LAST 10	STRENGTH OF	OPP. STRENGTH	TEAM	ADJ.	CONF.	ADJ CONF.
Average RPI Loss:	25	RECORD	PCT. RANK	GAMES	SCHEDULE	OF SCHEDULE	RPI	RPI	RPI	RPI
DIV. I ONLY	23- 6	27	1- 0	67	145	29	29	19	19	
DIV. I NON-CONF.	8- 5	119	0- 0	4	14	18	18	19	19	
TOTALS	RPI 1-25	RPI 26-50	W-L RECORDS	RPI 51-100	RPI 101-150	RPI 150+				
23- 6	1- 3	2- 2	OVERALL	3- 1	1- 0	16- 0				
13- 1	1- 1	1- 0	HOME	3- 0	0- 0	8- 0				
10- 3	0- 1	1- 1	AWAY	0- 1	1- 0	8- 0				
0- 2	0- 1	0- 1	NEUTRAL	0- 0	0- 0	0- 0				
8- 5	1- 3	1- 1	NON-CONFERENCE	3- 1	1- 0	2- 0				
5- 1	1- 1	0- 0	HOME	3- 0	0- 0	1- 0				
3- 2	0- 1	1- 0	AWAY	0- 1	1- 0	1- 0				
0- 2	0- 1	0- 1	NEUTRAL	0- 0	0- 0	0- 0				
15- 1	0- 0	1- 1	CONFERENCE	0- 0	0- 0	14- 0				
8- 0	0- 0	1- 0	HOME	0- 0	0- 0	7- 0				
7- 1	0- 0	0- 1	AWAY	0- 0	0- 0	7- 0				
0- 0	0- 0	0- 0	NEUTRAL	0- 0	0- 0	0- 0				

RPI 1-25					
RPI	S	Opponent	Score		
2	N	Baylor	66	72	
5	H	Oregon	79	87	
12	A	Marquette	52	91	
22	H	Drake	80	71	

RPI 26-50					
RPI	S	Opponent	Score		
26	A	Central Mich.	80	71	
32	N	Buffalo	55	61	
36	A	South Dakota	98	105	
36	H	South Dakota	82	78	

Team's RPI: 29					
RPI	S	Opponent	Score		
59	H	FGCU	80	62	
64	A	Wyoming	70	77	
68	H	Green Bay	77	47	
99	H	Creighton	74	48	

RPI 51-100					
RPI	S	Opponent	Score		
142	A	Montana St.	88	67	
157	A	Denver	83	67	
157	H	Denver	76	59	
169	A	Chattanooga	71	54	
170	A	Oral Roberts	74	65	
170	H	Oral Roberts	68	55	
228	A	Western Ill.	93	84	
228	H	Western Ill.	100	62	
238	A	North Dakota	66	48	
238	H	North Dakota	81	58	
317	A	Omaha	82	38	
317	H	Omaha	81	47	
324	A	North Dakota St.	88	48	
324	H	North Dakota St.	86	33	
334	A	Purdue Fort Wayne	85	52	
334	H	Purdue Fort Wayne	92	68	
348	H	Savannah St.	97	49	

RPI 101+					
RPI	S	Opponent	Score		
142	A	Montana St.	88	67	
157	A	Denver	83	67	
157	H	Denver	76	59	
169	A	Chattanooga	71	54	
170	A	Oral Roberts	74	65	
170	H	Oral Roberts	68	55	
228	A	Western Ill.	93	84	
228	H	Western Ill.	100	62	
238	A	North Dakota	66	48	
238	H	North Dakota	81	58	
317	A	Omaha	82	38	
317	H	Omaha	81	47	
324	A	North Dakota St.	88	48	
324	H	North Dakota St.	86	33	
334	A	Purdue Fort Wayne	85	52	
334	H	Purdue Fort Wayne	92	68	
348	H	Savannah St.	97	49	

LAST 12 Division I GAMES:					
228	H	Western Ill.	100	62	
36	H	South Dakota	82	78	
334	H	Purdue Fort Wayne	92	68	
324	A	North Dakota St.	88	48	
317	A	Omaha	82	38	
238	H	North Dakota	81	58	
170	A	Oral Roberts	74	65	
157	A	Denver	83	67	
317	H	Omaha	81	47	
324	H	North Dakota St.	86	33	
238	A	North Dakota	66	48	
170	H	Oral Roberts	68	55	

Non-Div I Games:

South Dakota St.

Loss, Non-Conf, S Site, H Home A Away N Neutral

Average RPI Win:	186	WON-LOST	WINNING	LAST 10	STRENGTH OF	OPP. STRENGTH	TEAM	ADJ.	CONF.	ADJ CONF.
Average RPI Loss:	75	RECORD	PCT. RANK	GAMES	SCHEDULE	OF SCHEDULE	RPI	RPI	RPI	RPI
DIV. I ONLY	16- 14	157	0- 1	94	72	127	127	9	9	
DIV. I NON-CONF.	9- 5	104	0- 0	219	18	138	138	8	8	
TOTALS	RPI 1-25	RPI 26-50	W-L RECORDS	RPI 51-100	RPI 101-150	RPI 150+				
16- 14	0- 5	1- 1	OVERALL	2- 6	1- 0	12- 2				
10- 5	0- 2	0- 0	HOME	0- 2	1- 0	9- 1				
5- 5	0- 2	0- 0	AWAY	2- 2	0- 0	3- 1				
1- 4	0- 1	1- 1	NEUTRAL	0- 2	0- 0	0- 0				
9- 5	0- 1	1- 1	NON-CONFERENCE	1- 3	1- 0	6- 0				
7- 0	0- 0	0- 0	HOME	0- 0	1- 0	6- 0				
1- 1	0- 0	0- 0	AWAY	1- 1	0- 0	0- 0				
1- 4	0- 1	1- 1	NEUTRAL	0- 2	0- 0	0- 0				
7- 9	0- 4	0- 0	CONFERENCE	1- 3	0- 0	6- 2				
3- 5	0- 2	0- 0	HOME	0- 2	0- 0	3- 1				
4- 4	0- 2	0- 0	AWAY	1- 1	0- 0	3- 1				
0- 0	0- 0	0- 0	NEUTRAL	0- 0	0- 0	0- 0				

RPI	S	Opponent	Score	RPI	S	Opponent	Score	RPI	S	Opponent	Score	RPI	S	Opponent	Score	Team's RPI: 127
6	A	UConn	46 63	33	N	UCLA	60 56	70	A	LSU	49 78	145	H	Oklahoma	87 70	
6	H	UConn	47 57	39	N	North Carolina	69 71	72	A	Cincinnati	43 57	155	A	Temple	63 53	
15	A	UCF	63 66					72	H	Cincinnati	56 57	165	A	Tulane	50 45	
15	H	UCF	49 62					86	A	Ohio St.	71 47	165	H	Tulane	73 46	
21	N	Kentucky	63 85					95	N	Virginia	67 74	167	H	Tulsa	59 48	
								98	A	Houston	59 49	204	A	East Carolina	63 50	
								98	H	Houston	52 54	214	A	SMU	44 46	
								99	N	Creighton	76 83	215	H	George Washington	63 30	
												217	H	Grambling	67 50	
												222	H	Bethune-Cookman	88 39	
												233	H	Memphis	40 47	
												245	H	Albany (NY)	74 37	
												254	H	Wichita St.	55 46	
												278	H	Vermont	102 55	
												321	H	New Hampshire	79 36	
LAST 12 Division I GAMES:																
6	H	UConn	47 57	98	H	Houston	52 54									
72	A	Cincinnati	43 57	165	A	Tulane	50 45									
98	A	Houston	59 49	15	A	UCF	63 66									
254	H	Wichita St.	55 46	72	H	Cincinnati	56 57									
204	A	East Carolina	63 50	214	A	SMU	44 46									
167	H	Tulsa	59 48	233	H	Memphis	40 47									

Non-Div I Games:

South Fla.

■ Loss,
 ■ Non-Conf,
 ■ S Site,
 ■ Home
 ■ A Away
 N Neutral

Average RPI Win:	271	WON-LOST	WINNING	LAST 10	STRENGTH OF	OPP. STRENGTH	TEAM	ADJ.	CONF.	ADJ CONF.
Average RPI Loss:	171	RECORD	PCT. RANK	GAMES	SCHEDULE	OF SCHEDULE	RPI	RPI	RPI	RPI
DIV. I ONLY	11- 16	226	0- 1	234	284	241	241	22	22	
DIV. I NON-CONF.	3- 6	241	0- 0	231	277	236	236	22	22	
TOTALS	RPI 1-25	RPI 26-50	W-L RECORDS	RPI 51-100	RPI 101-150	RPI 150+				
11- 16	0- 1	0- 0	OVERALL	0- 2	0- 3	11- 10				
6- 5	0- 0	0- 0	HOME	0- 1	0- 1	6- 3				
5- 10	0- 1	0- 0	AWAY	0- 1	0- 2	5- 6				
0- 1	0- 0	0- 0	NEUTRAL	0- 0	0- 0	0- 1				
3- 6	0- 1	0- 0	NON-CONFERENCE	0- 0	0- 0	3- 5				
1- 1	0- 0	0- 0	HOME	0- 0	0- 0	1- 1				
2- 4	0- 1	0- 0	AWAY	0- 0	0- 0	2- 3				
0- 1	0- 0	0- 0	NEUTRAL	0- 0	0- 0	0- 1				
8- 10	0- 0	0- 0	CONFERENCE	0- 2	0- 3	8- 5				
5- 4	0- 0	0- 0	HOME	0- 1	0- 1	5- 2				
3- 6	0- 0	0- 0	AWAY	0- 1	0- 2	3- 3				
0- 0	0- 0	0- 0	NEUTRAL	0- 0	0- 0	0- 0				

RPI 1-25				RPI 26-50				RPI 51-100				RPI 101+ Team's RPI: 241			
RPI	S	Opponent	Score	RPI	S	Opponent	Score	RPI	S	Opponent	Score	RPI	S	Opponent	Score
8	A	Mississippi St.	53 88					58	A	Belmont	57 91	123	A	UT Martin	50 61
								58	H	Belmont	86 92	123	H	UT Martin	73 80
												131	A	Morehead St.	54 82
												154	H	Tennessee Tech	62 53
												156	A	Bradley	79 85
												160	A	Southern Ill.	40 60
												182	N	North Ala.	67 80
												210	H	Jacksonville St.	39 56
												212	H	Indiana St.	51 62
												228	H	Western Ill.	81 71
												233	A	Memphis	57 69
												235	A	SIUE	62 52
												235	H	SIUE	63 58
												258	A	Austin Peay	54 56
												258	H	Austin Peay	64 54
												259	A	Murray St.	74 82
												259	H	Murray St.	59 64
												291	A	Eastern Ill.	80 54
												291	H	Eastern Ill.	72 57
												302	A	Tennessee St.	59 62
												302	H	Tennessee St.	81 57
												329	A	Evansville	54 50
												330	A	NJIT	68 58
												332	A	Eastern Ky.	52 42
LAST 12 Division I GAMES:															
58	H	Belmont	86 92	210	H	Jacksonville St.	39 56								
302	H	Tennessee St.	81 57	154	H	Tennessee Tech	62 53								
259	A	Murray St.	74 82	302	A	Tennessee St.	59 62								
258	A	Austin Peay	54 56	58	A	Belmont	57 91								
291	A	Eastern Ill.	80 54	291	H	Eastern Ill.	72 57								
123	A	UT Martin	50 61	235	H	SIUE	63 58								

Non-Div I Games: Ill.-Springfield 82 46 Harris-Stowe 80 65

Southeast Mo. St.

Loss, Non-Conf, S Site, H Home A Away N Neutral

Average RPI Win:	270	WON-LOST	WINNING	LAST 10	STRENGTH OF	OPP. STRENGTH	TEAM	ADJ.	CONF.	ADJ CONF.
Average RPI Loss:	214	RECORD	PCT. RANK	GAMES	SCHEDULE	OF SCHEDULE	RPI	RPI	RPI	RPI
DIV. I ONLY	8- 17	268	0- 1	334	303	314	314	25	25	
DIV. I NON-CONF.	4- 5	190	0- 0	298	327	217	217	23	23	
TOTALS	RPI 1-25	RPI 26-50	W-L RECORDS	RPI 51-100	RPI 101-150	RPI 150+				
8- 17	0- 0	0- 1	OVERALL	0- 2	1- 1	7- 13				
5- 6	0- 0	0- 0	HOME	0- 1	1- 0	4- 5				
3- 11	0- 0	0- 1	AWAY	0- 1	0- 1	3- 8				
0- 0	0- 0	0- 0	NEUTRAL	0- 0	0- 0	0- 0				
4- 5	0- 0	0- 0	NON-CONFERENCE	0- 1	0- 0	4- 4				
1- 1	0- 0	0- 0	HOME	0- 0	0- 0	1- 1				
3- 4	0- 0	0- 0	AWAY	0- 1	0- 0	3- 3				
0- 0	0- 0	0- 0	NEUTRAL	0- 0	0- 0	0- 0				
4- 12	0- 0	0- 1	CONFERENCE	0- 1	1- 1	3- 9				
4- 5	0- 0	0- 0	HOME	0- 1	1- 0	3- 4				
0- 7	0- 0	0- 1	AWAY	0- 0	0- 1	0- 5				
0- 0	0- 0	0- 0	NEUTRAL	0- 0	0- 0	0- 0				

RPI S	Opponent	Score	RPI S	Opponent	Score	RPI S	Opponent	Score	RPI S	Opponent	Score	Team's RPI: 314
50	A Lamar University	54 94	70	A LSU	52 72	150	A Abilene Christian	66 86	150	H Abilene Christian	74 71	
			74	H SFA	51 62	153	A Alabama	40 88	166	H Nicholls St.	66 73	
						168	A Louisiana Tech	53 72	183	A Sam Houston St.	63 94	
						185	H Southern Miss.	52 59	214	A SMU	63 62	
						256	H A&M-Corpus Christi	56 45	268	A Jackson St.	50 45	
						275	A Central Ark.	33 75	275	H Central Ark.	62 53	
						288	H New Orleans	58 61	300	A Alabama A&M	48 51	
						301	A Incarnate Word	69 76	303	H La.-Monroe	49 42	
						316	A McNeese	56 62	316	H McNeese	70 75	
						318	A Northwestern St.	47 58	318	H Northwestern St.	56 60	
						342	H Houston Baptist	73 65	351	A Alcorn	77 59	
LAST 12 Division I GAMES:												
318	H Northwestern St.	56 60	256	H A&M-Corpus Christi	56 45							
150	A Abilene Christian	66 86	166	H Nicholls St.	66 73							
288	H New Orleans	58 61	183	A Sam Houston St.	63 94							
316	H McNeese	70 75	318	A Northwestern St.	47 58							
301	A Incarnate Word	69 76	342	H Houston Baptist	73 65							
275	A Central Ark.	33 75	316	A McNeese	56 62							

Non-Div I Games: Mobile 70 57 Xavier (LA) 47 59

Southeastern La.

Southern California

Through Games Of March 5, 2019

Average RPI Win:	149	WON-LOST	WINNING	LAST 10	STRENGTH OF	OPP. STRENGTH	TEAM	ADJ.	CONF.	ADJ CONF.
Average RPI Loss:	35	RECORD	PCT. RANK	GAMES	SCHEDULE	OF SCHEDULE	RPI	RPI	RPI	RPI
DIV. I ONLY	17- 12	126	1- 0	21	32	42	42	2	2	
DIV. I NON-CONF.	10- 1	17	0- 0	141	138	24	24	2	2	
TOTALS	RPI 1-25	RPI 26-50	W-L RECORDS	RPI 51-100	RPI 101-150	RPI 150+				
17- 12	0- 8	2- 2	OVERALL	3- 1	3- 0	9- 1				
10- 4	0- 3	1- 1	HOME	1- 0	3- 0	5- 0				
6- 8	0- 5	1- 1	AWAY	2- 1	0- 0	3- 1				
1- 0	0- 0	0- 0	NEUTRAL	0- 0	0- 0	1- 0				
10- 1	0- 1	0- 0	NON-CONFERENCE	1- 0	3- 0	6- 0				
5- 0	0- 0	0- 0	HOME	0- 0	3- 0	2- 0				
4- 1	0- 1	0- 0	AWAY	1- 0	0- 0	3- 0				
1- 0	0- 0	0- 0	NEUTRAL	0- 0	0- 0	1- 0				
7- 11	0- 7	2- 2	CONFERENCE	2- 1	0- 0	3- 1				
5- 4	0- 3	1- 1	HOME	1- 0	0- 0	3- 0				
2- 7	0- 4	1- 1	AWAY	1- 1	0- 0	0- 1				
0- 0	0- 0	0- 0	NEUTRAL	0- 0	0- 0	0- 0				

RPI	S	Opponent	Score	RPI	S	Opponent	Score	Team's RPI: 42	RPI	S	Opponent	Score	RPI	S	Opponent	Score
4	A	Stanford	64 72	33	A	UCLA	72 67		76	A	Utah	84 80	111	H	Fresno St.	62 61
4	H	Stanford	67 69	33	H	UCLA	65 72		76	H	Utah	83 77	141	H	CSUN	58 42
5	A	Oregon	78 96	38	A	California	59 66		77	A	UT Arlington	73 61	147	H	UC Riverside	73 55
5	H	Oregon	53 93	38	H	California	86 76		89	A	Arizona	68 71	152	H	Washington St.	81 73
16	A	Texas A&M	51 71										163	H	Santa Clara	77 46
19	A	Oregon St.	61 68										164	H	Washington	82 57
19	H	Oregon St.	52 76										172	A	Colorado	76 81
20	A	Arizona St.	59 68										172	H	Colorado	84 77
													176	N	Utah St.	55 46
													194	A	UNLV	86 72
													244	A	Nevada	72 51
													271	A	Long Beach St.	86 50
													295	H	UC Santa Barbara	82 39
LAST 12 Division I GAMES:																
76	H	Utah	83 77	172	A	Colorado	76 81									
172	H	Colorado	84 77	76	A	Utah	84 80									
5	A	Oregon	78 96	152	H	Washington St.	81 73									
19	A	Oregon St.	61 68	164	H	Washington	82 57									
4	H	Stanford	67 69	20	A	Arizona St.	59 68									
38	H	California	86 76	89	A	Arizona	68 71									

Non-Div I Games:

Southern California

■ Loss,
 ■ Non-Conf,
 ■ S Site,
 ■ H Home
 ■ A Away
 N Neutral

Average RPI Win:	225	WON-LOST	WINNING	LAST 10	STRENGTH OF	OPP. STRENGTH	TEAM	ADJ.	CONF.	ADJ CONF.
Average RPI Loss:	105	RECORD	PCT. RANK	GAMES	SCHEDULE	OF SCHEDULE	RPI	RPI	RPI	RPI
DIV. I ONLY	13- 14	184	0- 1	85	185	160	160	13	13	
DIV. I NON-CONF.	7- 4	108	0- 0	86	212	76	76	15	15	
TOTALS	RPI 1-25	RPI 26-50	W-L RECORDS	RPI 51-100	RPI 101-150	RPI 150+				
13- 14	0- 3	0- 0	OVERALL	0- 4	3- 2	10- 5				
9- 5	0- 1	0- 0	HOME	0- 2	2- 0	7- 2				
3- 8	0- 1	0- 0	AWAY	0- 2	0- 2	3- 3				
1- 1	0- 1	0- 0	NEUTRAL	0- 0	1- 0	0- 0				
7- 4	0- 1	0- 0	NON-CONFERENCE	0- 0	3- 2	4- 1				
5- 0	0- 0	0- 0	HOME	0- 0	2- 0	3- 0				
1- 3	0- 0	0- 0	AWAY	0- 0	0- 2	1- 1				
1- 1	0- 1	0- 0	NEUTRAL	0- 0	1- 0	0- 0				
6- 10	0- 2	0- 0	CONFERENCE	0- 4	0- 0	6- 4				
4- 5	0- 1	0- 0	HOME	0- 2	0- 0	4- 2				
2- 5	0- 1	0- 0	AWAY	0- 2	0- 0	2- 2				
0- 0	0- 0	0- 0	NEUTRAL	0- 0	0- 0	0- 0				

RPI 1-25				RPI 26-50				RPI 51-100				RPI 101+ Team's RPI: 160			
RPI	S	Opponent	Score	RPI	S	Opponent	Score	RPI	S	Opponent	Score	RPI	S	Opponent	Score
20	N	Arizona St.	38 82					65	A	Missouri St.	51 66	105	H	Northern Ill.	82 73
22	A	Drake	66 94					65	H	Missouri St.	58 70	110	N	Hartford	72 50
22	H	Drake	64 71					87	A	UNI	53 65	114	A	Western Ky.	76 83
								87	H	UNI	67 76	123	A	UT Martin	94 95
												130	H	IUPUI	78 73
												156	A	Bradley	53 58
												156	H	Bradley	62 55
												161	A	Illinois St.	52 60
												161	H	Illinois St.	66 68
												177	A	Saint Louis	58 62
												199	H	Marshall	58 49
												212	H	Indiana St.	58 61
												241	H	Southeast Mo. St.	60 40
												243	A	Loyola Chicago	64 41
												243	H	Loyola Chicago	74 63
												259	A	Murray St.	65 59
												291	H	Eastern Ill.	73 59
												311	A	Valparaiso	58 47
												311	H	Valparaiso	87 65
												329	H	Evansville	67 47
LAST 12 Division I GAMES:															
87	H	UNI	67 76	65	H	Missouri St.	58 70								
22	H	Drake	64 71	22	A	Drake	66 94								
311	A	Valparaiso	58 47	87	A	UNI	53 65								
243	A	Loyola Chicago	64 41	243	H	Loyola Chicago	74 63								
161	H	Illinois St.	66 68	311	H	Valparaiso	87 65								
156	H	Bradley	62 55	156	A	Bradley	53 58								

Non-Div I Games:

Southern Ill.

Average RPI Win:	261	WON-LOST	WINNING	LAST 10	STRENGTH OF	OPP. STRENGTH	TEAM	ADJ.	CONF.	ADJ CONF.
Average RPI Loss:	109	RECORD	PCT. RANK	GAMES	SCHEDULE	OF SCHEDULE	RPI	RPI	RPI	RPI
DIV. I ONLY	15- 11	130	1- 0	242	206	185	185	14	14	
DIV. I NON-CONF.	6- 5	143	0- 0	279	321	250	250	17	17	
TOTALS	RPI 1-25	RPI 26-50	W-L RECORDS	RPI 51-100	RPI 101-150	RPI 150+				
15- 11	0- 1	0- 1	OVERALL	0- 3	2- 2	13- 4				
10- 6	0- 1	0- 1	HOME	0- 2	1- 0	9- 2				
5- 5	0- 0	0- 0	AWAY	0- 1	1- 2	4- 2				
0- 0	0- 0	0- 0	NEUTRAL	0- 0	0- 0	0- 0				
6- 5	0- 1	0- 0	NON-CONFERENCE	0- 1	0- 1	6- 2				
5- 3	0- 1	0- 0	HOME	0- 1	0- 0	5- 1				
1- 2	0- 0	0- 0	AWAY	0- 0	0- 1	1- 1				
0- 0	0- 0	0- 0	NEUTRAL	0- 0	0- 0	0- 0				
9- 6	0- 0	0- 1	CONFERENCE	0- 2	2- 1	7- 2				
5- 3	0- 0	0- 1	HOME	0- 1	1- 0	4- 1				
4- 3	0- 0	0- 0	AWAY	0- 1	1- 1	3- 1				
0- 0	0- 0	0- 0	NEUTRAL	0- 0	0- 0	0- 0				

RPI	S	Opponent	Score	RPI	S	Opponent	Score	RPI	S	Opponent	Score	RPI	S	Opponent	Score	Team's RPI: 185
8	H	Mississippi St.	42 86	30	H	Rice	47 58	66	A	Middle Tenn.	49 66	101	A	UAB	60 71	
								96	H	Old Dominion	50 53	104	A	South Alabama	68 77	
								98	H	Houston	44 61	114	A	Western Ky.	69 56	
												115	H	Charlotte	65 54	
												165	A	Tulane	54 71	
												168	A	Louisiana Tech	85 106	
												168	H	Louisiana Tech	74 70	
												178	H	North Texas	48 62	
												183	H	Sam Houston St.	61 65	
												199	A	Marshall	64 52	
												217	H	Grambling	68 47	
												276	A	UTEP	64 63	
												282	H	Samford	76 40	
												305	H	Fla. Atlantic	67 45	
												306	A	UTSA	70 45	
												306	H	UTSA	72 39	
												314	A	Southeastern La.	59 52	
												315	H	FIU	71 57	
												318	H	Northwestern St.	69 54	
												326	H	Mississippi Val.	67 60	
												351	H	Alcorn	66 47	
LAST 12 Division I GAMES:																
306	H	UTSA	72 39	315	H	FIU	71 57									
168	H	Louisiana Tech	74 70	199	A	Marshall	64 52									
276	A	UTEP	64 63	114	A	Western Ky.	69 56									
306	A	UTSA	70 45	96	H	Old Dominion	50 53									
168	A	Louisiana Tech	85 106	115	H	Charlotte	65 54									
305	H	Fla. Atlantic	67 45	101	A	UAB	60 71									

Non-Div I Games: Blue Mountain (MS) 84 38 William Carey 74 48

Southern Miss.

Loss, Non-Conf, S Site, H Home A Away N Neutral

Average RPI Win:	294	WON-LOST	WINNING	LAST 10	STRENGTH OF	OPP. STRENGTH	TEAM	ADJ.	CONF.	ADJ CONF.
Average RPI Loss:	112	RECORD	PCT. RANK	GAMES	SCHEDULE	OF SCHEDULE	RPI	RPI	RPI	RPI
DIV. I ONLY	13- 10	141	0- 0	260	288	173	173	29	29	
DIV. I NON-CONF.	0- 7	336	0- 0	5	4	186	186	28	28	
TOTALS	RPI 1-25	RPI 26-50	W-L RECORDS	RPI 51-100	RPI 101-150	RPI 150+				
13- 10	0- 3	0- 1	OVERALL	0- 1	0- 2	13- 3				
7- 3	0- 0	0- 0	HOME	0- 0	0- 1	7- 2				
6- 7	0- 3	0- 1	AWAY	0- 1	0- 1	6- 1				
0- 0	0- 0	0- 0	NEUTRAL	0- 0	0- 0	0- 0				
0- 7	0- 3	0- 1	NON-CONFERENCE	0- 1	0- 2	0- 0				
0- 1	0- 0	0- 0	HOME	0- 0	0- 1	0- 0				
0- 6	0- 3	0- 1	AWAY	0- 1	0- 1	0- 0				
0- 0	0- 0	0- 0	NEUTRAL	0- 0	0- 0	0- 0				
13- 3	0- 0	0- 0	CONFERENCE	0- 0	0- 0	13- 3				
7- 2	0- 0	0- 0	HOME	0- 0	0- 0	7- 2				
6- 1	0- 0	0- 0	AWAY	0- 0	0- 0	6- 1				
0- 0	0- 0	0- 0	NEUTRAL	0- 0	0- 0	0- 0				

RPI 1-25				RPI 26-50				RPI 51-100				RPI 101+ Team's RPI: 173			
RPI	S	Opponent	Score	RPI	S	Opponent	Score	RPI	S	Opponent	Score	RPI	S	Opponent	Score
2	A	Baylor	49 94	43	A	Michigan	35 76	51	A	TCU	40 69	104	H	South Alabama	49 53
20	A	Arizona St.	47 69									146	A	Texas Tech	58 76
21	A	Kentucky	41 91									198	H	Prairie View	54 55
												205	H	Texas Southern	63 61
												217	A	Grambling	86 81
												217	H	Grambling	71 65
												262	A	Alabama St.	61 78
												262	H	Alabama St.	62 52
												268	A	Jackson St.	76 74
												268	H	Jackson St.	52 59
												300	A	Alabama A&M	54 50
												300	H	Alabama A&M	68 60
												326	A	Mississippi Val.	67 46
												326	H	Mississippi Val.	74 67
												347	A	Ark.-Pine Bluff	56 45
												347	H	Ark.-Pine Bluff	73 41
												351	A	Alcorn	75 54
												351	H	Alcorn	51 39
LAST 12 Division I GAMES:															
351	H	Alcorn	51 39	217	H	Grambling	71 65								
262	H	Alabama St.	62 52	351	A	Alcorn	75 54								
300	H	Alabama A&M	68 60	262	A	Alabama St.	61 78								
326	A	Mississippi Val.	67 46	300	A	Alabama A&M	54 50								
347	A	Ark.-Pine Bluff	56 45	326	H	Mississippi Val.	74 67								
268	H	Jackson St.	52 59	347	H	Ark.-Pine Bluff	73 41								

Non-Div I Games: Dillard 61 63 Wiley 89 58 Louisiana Col. 77 53 Millsaps 71 36 Southern U.

Southern Utah

Through Games Of March 5, 2019

Average RPI Win:	215	WON-LOST	WINNING	LAST 10	STRENGTH OF	OPP. STRENGTH	TEAM	ADJ.	CONF.	ADJ CONF.
Average RPI Loss:	154	RECORD	PCT. RANK	GAMES	SCHEDULE	OF SCHEDULE	RPI	RPI	RPI	RPI
DIV. I ONLY	7- 21	298	0- 1	136	214	283	283	16	16	
DIV. I NON-CONF.	3- 6	241	0- 1	33	305	180	180	13	13	
TOTALS	RPI 1-25	RPI 26-50	W-L RECORDS	RPI 51-100	RPI 101-150	RPI 150+				
7- 21	0- 0	1- 1	OVERALL	0- 3	0- 8	6- 9				
6- 8	0- 0	1- 0	HOME	0- 1	0- 4	5- 3				
1- 13	0- 0	0- 1	AWAY	0- 2	0- 4	1- 6				
0- 0	0- 0	0- 0	NEUTRAL	0- 0	0- 0	0- 0				
3- 6	0- 0	1- 1	NON-CONFERENCE	0- 1	0- 1	2- 3				
3- 1	0- 0	1- 0	HOME	0- 0	0- 0	2- 1				
0- 5	0- 0	0- 1	AWAY	0- 1	0- 1	0- 2				
0- 0	0- 0	0- 0	NEUTRAL	0- 0	0- 0	0- 0				
4- 15	0- 0	0- 0	CONFERENCE	0- 2	0- 7	4- 6				
3- 7	0- 0	0- 0	HOME	0- 1	0- 4	3- 2				
1- 8	0- 0	0- 0	AWAY	0- 1	0- 3	1- 4				
0- 0	0- 0	0- 0	NEUTRAL	0- 0	0- 0	0- 0				

RPI S	Opponent	Score	RPI S	Opponent	Score	RPI S	Opponent	Score	RPI S	Opponent	Score	Team's RPI: 283
34	H BYU	67 64	67	A Idaho	49 77	107	H Northern Colo.	44 71				
47	A Boise St.	53 88	67	H Idaho	70 82	112	A Idaho St.	47 80				
			81	A UC Davis	45 68	112	H Idaho St.	57 69				
						132	A Portland St.	49 63				
						132	H Portland St.	56 81				
						142	A Montana St.	64 69				
						142	H Montana St.	55 70				
						147	A UC Riverside	50 56				
						157	H Denver	70 71				
						170	A Oral Roberts	59 64				
						179	A Eastern Wash.	66 80				
						179	H Eastern Wash.	73 63				
						181	A UC Irvine	58 75				
						188	A Montana	57 79				
						188	H Montana	71 56				
						242	A Northern Ariz.	82 76				
						242	H Northern Ariz.	69 78				
						255	A Sacramento St.	76 77				
						255	H Sacramento St.	69 75				
						269	H San Diego	69 59				
						277	H Utah Valley	60 59				
						319	A Weber St.	66 67				
						319	H Weber St.	84 79				
LAST 12 Division I GAMES:												
147	A UC Riverside	50 56	255	H Sacramento St.	69 75							
142	H Montana St.	55 70	112	A Idaho St.	47 80							
188	H Montana	71 56	319	A Weber St.	66 67							
67	A Idaho	49 77	67	H Idaho	70 82							
179	A Eastern Wash.	66 80	179	H Eastern Wash.	73 63							
132	H Portland St.	56 81	242	H Northern Ariz.	69 78							

Non-Div I Games:

Southern Utah

■ Loss,
 ■ Non-Conf,
 ■ S Site,
 ■ Home
 ■ A Away
 N Neutral

St. Bonaventure

Through Games Of March 5, 2019

Average RPI Win:	247	WON-LOST	WINNING	LAST 10	STRENGTH OF	OPP. STRENGTH	TEAM	ADJ.	CONF.	ADJ CONF.
Average RPI Loss:	147	RECORD	PCT. RANK	GAMES	SCHEDULE	OF SCHEDULE	RPI	RPI	RPI	RPI
DIV. I ONLY	8- 22	293	0- 1	152	177	261	261	17	17	
DIV. I NON-CONF.	3- 10	278	0- 0	115	145	242	242	16	16	
TOTALS	RPI 1-25	RPI 26-50	W-L RECORDS	RPI 51-100	RPI 101-150	RPI 150+				
8- 22	0- 0	0- 3	OVERALL	0- 2	0- 7	8- 10				
4- 9	0- 0	0- 1	HOME	0- 2	0- 3	4- 3				
4- 12	0- 0	0- 1	AWAY	0- 0	0- 4	4- 7				
0- 1	0- 0	0- 1	NEUTRAL	0- 0	0- 0	0- 0				
3- 10	0- 0	0- 3	NON-CONFERENCE	0- 1	0- 3	3- 3				
2- 3	0- 0	0- 1	HOME	0- 1	0- 0	2- 1				
1- 6	0- 0	0- 1	AWAY	0- 0	0- 3	1- 2				
0- 1	0- 0	0- 1	NEUTRAL	0- 0	0- 0	0- 0				
5- 12	0- 0	0- 0	CONFERENCE	0- 1	0- 4	5- 7				
2- 6	0- 0	0- 0	HOME	0- 1	0- 3	2- 2				
3- 6	0- 0	0- 0	AWAY	0- 0	0- 1	3- 5				
0- 0	0- 0	0- 0	NEUTRAL	0- 0	0- 0	0- 0				

RPI	S	Opponent	Score	RPI	S	Opponent	Score	RPI	S	Opponent	Score	RPI	S	Opponent	Score	Team's RPI: 261
32	A	Buffalo	43 90	90	H	Kent St.	64 76	102	H	Fordham	44 53	103	A	Georgia	40 67	
37	N	Ohio	53 70	93	H	VCU	50 59	120	H	Dayton	49 62	134	A	Penn St.	65 80	
40	H	Bucknell	46 77					135	A	Duquesne	64 80	135	H	Duquesne	54 60	
								140	A	Akron	58 67	151	A	Davidson	49 74	
								151	A	Davidson	55 67	157	A	Denver	62 76	
								177	H	Saint Louis	45 62	201	A	Massachusetts	64 63	
								203	A	Cornell	44 58	215	A	George Washington	44 57	
								224	A	George Mason	68 57	224	H	George Mason	64 55	
								226	H	Hofstra	59 67	229	A	Saint Joseph's	41 66	
								257	A	Rhode Island	84 68	257	H	Rhode Island	62 61	
								264	A	Niagara	76 48	266	H	Siena	74 58	
								273	A	Richmond	49 57	279	H	Canisius	100 94	
								281	H	La Salle	45 52					
LAST 12 Division I GAMES:																
151	A	Davidson	49 74	273	A	Richmond	49 57									
135	A	Duquesne	64 80	151	A	Davidson	55 67									
281	H	La Salle	45 52	93	H	VCU	50 59									
215	A	George Washington	44 57	224	H	George Mason	64 55									
257	H	Rhode Island	62 61	257	A	Rhode Island	84 68									
102	H	Fordham	44 53	201	A	Massachusetts	64 63									

Non-Div I Games:

St. Bonaventure

■ Loss,
■ Non-Conf,
■ S Site,
■ H Home
■ A Away
N Neutral

St. Francis Brooklyn

Through Games Of March 5, 2019

Average RPI Win:	290	WON-LOST	WINNING	LAST 10	STRENGTH OF	OPP. STRENGTH	TEAM	ADJ.	CONF.	ADJ CONF.
Average RPI Loss:	207	RECORD	PCT. RANK	GAMES	SCHEDULE	OF SCHEDULE	RPI	RPI	RPI	RPI
DIV. I ONLY	16- 12	134	1- 0	336	346	247	247	31	31	
DIV. I NON-CONF.	5- 6	177	0- 0	312	324	276	276	31	31	
TOTALS	RPI 1-25	RPI 26-50	W-L RECORDS	RPI 51-100	RPI 101-150	RPI 150+				
16- 12	0- 0	0- 0	OVERALL	0- 1	1- 2	15- 9				
9- 4	0- 0	0- 0	HOME	0- 1	0- 0	9- 3				
6- 7	0- 0	0- 0	AWAY	0- 0	1- 2	5- 5				
1- 1	0- 0	0- 0	NEUTRAL	0- 0	0- 0	1- 1				
5- 6	0- 0	0- 0	NON-CONFERENCE	0- 1	1- 2	4- 3				
2- 2	0- 0	0- 0	HOME	0- 1	0- 0	2- 1				
2- 3	0- 0	0- 0	AWAY	0- 0	1- 2	1- 1				
1- 1	0- 0	0- 0	NEUTRAL	0- 0	0- 0	1- 1				
11- 6	0- 0	0- 0	CONFERENCE	0- 0	0- 0	11- 6				
7- 2	0- 0	0- 0	HOME	0- 0	0- 0	7- 2				
4- 4	0- 0	0- 0	AWAY	0- 0	0- 0	4- 4				
0- 0	0- 0	0- 0	NEUTRAL	0- 0	0- 0	0- 0				

RPI 1-25			RPI 26-50			RPI 51-100			RPI 101+			Team's RPI: 247
RPI	S	Opponent	Score	RPI	S	Opponent	Score	RPI	S	Opponent	Score	
						55 H Princeton	64 83			128 A Seton Hall	77 100	
										131 A Morehead St.	101 94	
										137 A Stony Brook	67 74	
										186 A Robert Morris	57 74	
										186 H Robert Morris	56 75	
										192 A Sacred Heart	56 53	
										192 H Sacred Heart	66 68	
										213 A Saint Francis (PA)	84 86	
										213 H Saint Francis (PA)	78 65	
										240 A Mt. St. Mary's	75 78	
										240 H Mt. St. Mary's	69 65	
										245 H Albany (NY)	60 67	
										274 H Manhattan	73 65	
										284 A Army West Point	57 69	
										287 A Loyola Maryland	75 70	
										298 A Bryant	60 55	
										298 H Bryant	101 77	
										311 N Valparaiso	76 78	
										312 A Wagner	85 87	
										312 H Wagner	76 61	
										322 H Central Conn. St.	70 58	
										343 A Fairleigh Dickinson	64 53	
										343 H Fairleigh Dickinson	73 61	
										344 H Saint Peter's	74 70	
										349 A LIU Brooklyn	79 67	
										349 H LIU Brooklyn	87 64	
LAST 12 Division I GAMES:												
						240 H Mt. St. Mary's	69 65			312 A Wagner	85 87	
						298 H Bryant	101 77			343 H Fairleigh Dickinson	73 61	
						213 A Saint Francis (PA)	84 86			192 A Sacred Heart	56 53	
						186 A Robert Morris	57 74			240 A Mt. St. Mary's	75 78	
						322 H Central Conn. St.	70 58			343 A Fairleigh Dickinson	64 53	
						349 H LIU Brooklyn	87 64			349 A LIU Brooklyn	79 67	

Non-Div I Games: Mercy 102 51

St. Francis Brooklyn

Loss, Non-Conf, S Site, H Home A Away N Neutral

S
t
.
F
r
a
n
c
i
s
B
r
o
o
k
l
y
n

St. Francis Brooklyn
RPI S Opponent Score

Through Games Of March 5, 2019

RPI	S	Opponent	Score
350	N	Chicago St.	110 73

St. Francis Brooklyn

S
t
.
F
r
a
n
c
i
s
B
r
o
o
k
l
y
n

St. John's (NY)

Through Games Of March 5, 2019

Average RPI Win:	172	WON-LOST	WINNING	LAST 10	STRENGTH OF	OPP. STRENGTH	TEAM	ADJ.	CONF.	ADJ CONF.
Average RPI Loss:	65	RECORD	PCT. RANK	GAMES	SCHEDULE	OF SCHEDULE	RPI	RPI	RPI	RPI
DIV. I ONLY	14- 15	179	0- 1	78	47	118	118	6	6	
DIV. I NON-CONF.	7- 4	108	0- 0	206	64	111	111	4	4	
TOTALS	RPI 1-25	RPI 26-50	W-L RECORDS	RPI 51-100	RPI 101-150	RPI 150+				
14- 15	1- 5	1- 2	OVERALL	3- 4	2- 4	7- 0				
5- 7	1- 2	0- 1	HOME	1- 2	1- 2	2- 0				
7- 7	0- 2	1- 1	AWAY	1- 2	1- 2	4- 0				
2- 1	0- 1	0- 0	NEUTRAL	1- 0	0- 0	1- 0				
7- 4	0- 2	0- 1	NON-CONFERENCE	1- 0	1- 1	5- 0				
2- 1	0- 1	0- 0	HOME	0- 0	1- 0	1- 0				
3- 2	0- 0	0- 1	AWAY	0- 0	0- 1	3- 0				
2- 1	0- 1	0- 0	NEUTRAL	1- 0	0- 0	1- 0				
7- 11	1- 3	1- 1	CONFERENCE	2- 4	1- 3	2- 0				
3- 6	1- 1	0- 1	HOME	1- 2	0- 2	1- 0				
4- 5	0- 2	1- 0	AWAY	1- 2	1- 1	1- 0				
0- 0	0- 0	0- 0	NEUTRAL	0- 0	0- 0	0- 0				

RPI	S	Opponent	Score	RPI	S	Opponent	Score	RPI	S	Opponent	Score	RPI	S	Opponent	Score	Team's RPI: 118
6	N	UConn	55 65	31	A	James Madison	51 64	60	A	Butler	45 66	122	A	Providence	60 57	
12	A	Marquette	73 83	44	A	Villanova	66 62	60	H	Butler	68 73	122	H	Providence	66 67	
12	H	Marquette	81 74	44	H	Villanova	57 73	73	A	Georgetown	80 82	125	H	Yale	56 52	
23	H	Florida St.	53 57					73	H	Georgetown	59 51	128	A	Seton Hall	67 77	
24	A	DePaul	64 73					88	N	Purdue	68 62	128	H	Seton Hall	72 76	
24	H	DePaul	62 70					99	A	Creighton	51 45	143	A	Wake Forest	59 64	
								99	H	Creighton	63 65	200	A	Xavier	76 57	
												200	H	Xavier	70 41	
												219	N	Ole Miss	64 59	
												281	A	La Salle	83 57	
												284	A	Army West Point	60 49	
												327	A	Iona	61 35	
												337	H	Delaware St.	82 44	
LAST 12 Division I GAMES:																
128	H	Seton Hall	72 76	99	A	Creighton	51 45									
73	A	Georgetown	80 82	200	H	Xavier	70 41									
44	A	Villanova	66 62	60	H	Butler	68 73									
24	H	DePaul	62 70	44	H	Villanova	57 73									
12	H	Marquette	81 74	73	H	Georgetown	59 51									
122	A	Providence	60 57	12	A	Marquette	73 83									

Non-Div I Games:

St. John's (NY)

■ Loss,
■ Non-Conf,
■ S Site,
■ H Home
■ A Away
N Neutral

Stanford

Through Games Of March 5, 2019

Average RPI Win:	90	WON-LOST	WINNING	LAST 10	STRENGTH OF	OPP. STRENGTH	TEAM	ADJ.	CONF.	ADJ CONF.
Average RPI Loss:	33	RECORD	PCT. RANK	GAMES	SCHEDULE	OF SCHEDULE	RPI	RPI	RPI	RPI
DIV. I ONLY	25- 4	10	1- 0	7	7	4	4	2	2	
DIV. I NON-CONF.	10- 1	17	0- 0	7	34	3	3	2	2	
TOTALS	RPI 1-25	RPI 26-50	W-L RECORDS	RPI 51-100	RPI 101-150	RPI 150+				
25- 4	4- 2	6- 1	OVERALL	7- 1	1- 0	7- 0				
13- 1	3- 1	3- 0	HOME	3- 0	1- 0	3- 0				
10- 3	1- 1	3- 1	AWAY	2- 1	0- 0	4- 0				
2- 0	0- 0	0- 0	NEUTRAL	2- 0	0- 0	0- 0				
10- 1	1- 1	1- 0	NON-CONFERENCE	5- 0	1- 0	2- 0				
5- 0	1- 0	0- 0	HOME	2- 0	1- 0	1- 0				
3- 1	0- 1	1- 0	AWAY	1- 0	0- 0	1- 0				
2- 0	0- 0	0- 0	NEUTRAL	2- 0	0- 0	0- 0				
15- 3	3- 1	5- 1	CONFERENCE	2- 1	0- 0	5- 0				
8- 1	2- 1	3- 0	HOME	1- 0	0- 0	2- 0				
7- 2	1- 0	2- 1	AWAY	1- 1	0- 0	3- 0				
0- 0	0- 0	0- 0	NEUTRAL	0- 0	0- 0	0- 0				

RPI	S	Opponent	Score	RPI	S	Opponent	Score	RPI	S	Opponent	Score	RPI	S	Opponent	Score
2	H	Baylor	68 63	32	A	Buffalo	62 55	59	N	FGCU	88 65	141	H	CSUN	69 43
5	H	Oregon	48 88	33	A	UCLA	65 51	63	A	Tennessee	95 85	152	A	Washington St.	67 42
13	A	Gonzaga	73 79	33	H	UCLA	86 80	67	H	Idaho	115 71	152	H	Washington St.	85 64
19	H	Oregon St.	61 44	38	A	California	80 81	76	A	Utah	68 75	164	A	Washington	72 53
20	A	Arizona St.	72 65	38	H	California	75 50	78	N	American	71 49	164	H	Washington	91 54
20	H	Arizona St.	71 50	42	A	Southern California	69 67	81	H	UC Davis	71 43	172	A	Colorado	80 69
				42	H	Southern California	72 64	89	A	Arizona	78 48	236	A	Hawaii	81 59
								89	H	Arizona	56 54	252	H	San Francisco	96 62
LAST 12 Division I GAMES:															
164	A	Washington	72 53	5	H	Oregon	48 88								
152	A	Washington St.	67 42	19	H	Oregon St.	61 44								
20	H	Arizona St.	71 50	38	H	California	75 50								
89	H	Arizona	56 54	38	A	California	80 81								
42	A	Southern California	69 67	76	A	Utah	68 75								
33	A	UCLA	65 51	172	A	Colorado	80 69								

Non-Div I Games:

Stanford

■ Loss,
■ Non-Conf,
■ S Site,
■ H Home
■ A Away
N Neutral

Average RPI Win: 276	WON-LOST	WINNING	LAST 10	STRENGTH OF	OPP. STRENGTH	TEAM	ADJ.	CONF.	ADJ CONF.
Average RPI Loss: 123	RECORD	PCT. RANK	GAMES	SCHEDULE	OF SCHEDULE	RPI	RPI	RPI	RPI
DIV. I ONLY	14- 14	172	0- 1	201	239	189	189	24	24
DIV. I NON-CONF.	3- 9	271	0- 0	140	126	281	281	26	26
TOTALS	RPI 1-25	RPI 26-50	W-L RECORDS	RPI 51-100	RPI 101-150	RPI 150+			
14- 14	0- 1	0- 1	OVERALL	0- 5	0- 1	14- 6			
9- 4	0- 1	0- 0	HOME	0- 2	0- 0	9- 1			
5- 7	0- 0	0- 1	AWAY	0- 2	0- 0	5- 4			
0- 3	0- 0	0- 0	NEUTRAL	0- 1	0- 1	0- 1			
3- 9	0- 1	0- 1	NON-CONFERENCE	0- 3	0- 1	3- 3			
3- 2	0- 1	0- 0	HOME	0- 1	0- 0	3- 0			
0- 4	0- 0	0- 1	AWAY	0- 1	0- 0	0- 2			
0- 3	0- 0	0- 0	NEUTRAL	0- 1	0- 1	0- 1			
11- 5	0- 0	0- 0	CONFERENCE	0- 2	0- 0	11- 3			
6- 2	0- 0	0- 0	HOME	0- 1	0- 0	6- 1			
5- 3	0- 0	0- 0	AWAY	0- 1	0- 0	5- 2			
0- 0	0- 0	0- 0	NEUTRAL	0- 0	0- 0	0- 0			

RPI 1-25				RPI 26-50				RPI 51-100				RPI 101+ Team's RPI: 189			
RPI	S	Opponent	Score	RPI	S	Opponent	Score	RPI	S	Opponent	Score	RPI	S	Opponent	Score
15	H	UCF	55 78	27	A	Texas	46 65	59	A	FGCU	42 61	126	N	Marist	69 76
								59	H	FGCU	40 73	153	A	Alabama	47 59
								61	H	Penn	53 75	167	A	Tulsa	54 55
								63	A	Tennessee	55 65	182	A	North Ala.	55 71
								75	N	Wright St.	44 57	182	H	North Ala.	69 59
												191	A	Liberty	68 56
												191	H	Liberty	69 52
												226	N	Hofstra	50 53
												227	A	Jacksonville	69 56
												227	H	Jacksonville	54 46
												238	H	North Dakota	74 63
												251	A	North Florida	57 71
												251	H	North Florida	62 75
												310	A	Kennesaw St.	58 45
												310	H	Kennesaw St.	76 69
												324	H	North Dakota St.	60 59
												328	A	Lipscomb	80 65
												328	H	Lipscomb	76 49
												330	A	NJIT	56 47
												330	H	NJIT	74 48
												346	H	Florida A&M	69 44
LAST 12 Division I GAMES:															
				59	A	FGCU	42 61					227	H	Jacksonville	54 46
				310	A	Kennesaw St.	58 45					191	A	Liberty	68 56
				251	H	North Florida	62 75					310	H	Kennesaw St.	76 69
				182	H	North Ala.	69 59					227	A	Jacksonville	69 56
				330	A	NJIT	56 47					328	H	Lipscomb	76 49
				59	H	FGCU	40 73					330	H	NJIT	74 48

Non-Div I Games: Central St. (OH) 81 51 Webber Int'l 80 52

Stetson

Loss, Non-Conf, S Site, H Home A Away N Neutral

Average RPI Win:	273	WON-LOST	WINNING	LAST 10	STRENGTH OF	OPP. STRENGTH	TEAM	ADJ.	CONF.	ADJ CONF.
Average RPI Loss:	98	RECORD	PCT. RANK	GAMES	SCHEDULE	OF SCHEDULE	RPI	RPI	RPI	RPI
DIV. I ONLY	21- 7	50	1- 0	313	254	137	137	23	23	
DIV. I NON-CONF.	10- 2	37	0- 0	291	261	89	89	25	25	
TOTALS	RPI 1-25	RPI 26-50	W-L RECORDS	RPI 51-100	RPI 101-150	RPI 150+				
21- 7	0- 1	0- 0	OVERALL	0- 3	1- 2	20- 1				
11- 3	0- 0	0- 0	HOME	0- 1	0- 1	11- 1				
10- 4	0- 1	0- 0	AWAY	0- 2	1- 1	9- 0				
0- 0	0- 0	0- 0	NEUTRAL	0- 0	0- 0	0- 0				
10- 2	0- 1	0- 0	NON-CONFERENCE	0- 1	1- 0	9- 0				
6- 0	0- 0	0- 0	HOME	0- 0	0- 0	6- 0				
4- 2	0- 1	0- 0	AWAY	0- 1	1- 0	3- 0				
0- 0	0- 0	0- 0	NEUTRAL	0- 0	0- 0	0- 0				
11- 5	0- 0	0- 0	CONFERENCE	0- 2	0- 2	11- 1				
5- 3	0- 0	0- 0	HOME	0- 1	0- 1	5- 1				
6- 2	0- 0	0- 0	AWAY	0- 1	0- 1	6- 0				
0- 0	0- 0	0- 0	NEUTRAL	0- 0	0- 0	0- 0				

RPI 1-25				RPI 26-50				RPI 51-100				RPI 101+ Team's RPI: 137			
RPI	S	Opponent	Score	RPI	S	Opponent	Score	RPI	S	Opponent	Score	RPI	S	Opponent	Score
25	A	Rutgers	47 61					57	A	Maine	61 71	110	A	Hartford	62 73
								57	H	Maine	54 68	110	H	Hartford	36 64
								82	A	Toledo	48 80	134	A	Penn St.	81 70
												192	A	Sacred Heart	73 58
												203	H	Cornell	63 61
												226	H	Hofstra	77 49
												245	A	Albany (NY)	68 52
												245	H	Albany (NY)	49 54
												247	A	Binghamton	65 56
												247	H	Binghamton	68 53
												247	H	St. Francis Brooklyn	74 67
												274	A	Manhattan	79 48
												278	A	Vermont	67 61
												278	H	Vermont	58 48
												286	H	Ga. Southern	72 43
												309	A	UMBC	70 59
												309	H	UMBC	57 44
												312	H	Wagner	70 45
												320	A	UMass Lowell	64 47
												320	H	UMass Lowell	76 56
												321	A	New Hampshire	82 63
												321	H	New Hampshire	67 37
												327	A	Iona	53 51
												343	H	Fairleigh Dickinson	63 49
LAST 12 Division I GAMES:															
278	H	Vermont	58 48	247	H	Binghamton	68 53								
309	A	UMBC	70 59	110	A	Hartford	62 73								
57	A	Maine	61 71	309	H	UMBC	57 44								
245	A	Albany (NY)	68 52	278	A	Vermont	67 61								
321	H	New Hampshire	67 37	245	H	Albany (NY)	49 54								
320	A	UMass Lowell	64 47	57	H	Maine	54 68								

Non-Div I Games: SUNY New Paltz 87 50

Stony Brook

■ Loss,
 ■ Non-Conf,
 ■ S Site,
 ■ Home
 ■ A Away
 N Neutral

Syracuse

Through Games Of March 5, 2019

Average RPI Win:	97	WON-LOST	WINNING	LAST 10	STRENGTH OF	OPP. STRENGTH	TEAM	ADJ.	CONF.	ADJ CONF.
Average RPI Loss:	26	RECORD	PCT. RANK	GAMES	SCHEDULE	OF SCHEDULE	RPI	RPI	RPI	RPI
DIV. I ONLY	22- 7	46	1- 0	4	8	10	10	1	1	
DIV. I NON-CONF.	11- 2	32	0- 0	9	58	5	5	1	1	
TOTALS	RPI 1-25	RPI 26-50	W-L RECORDS	RPI 51-100	RPI 101-150	RPI 150+				
22- 7	4- 5	3- 0	OVERALL	5- 2	7- 0	3- 0				
11- 3	1- 3	2- 0	HOME	1- 0	4- 0	3- 0				
6- 4	1- 2	0- 0	AWAY	3- 2	2- 0	0- 0				
5- 0	2- 0	1- 0	NEUTRAL	1- 0	1- 0	0- 0				
11- 2	3- 1	2- 0	NON-CONFERENCE	1- 1	2- 0	3- 0				
6- 0	1- 0	1- 0	HOME	0- 0	1- 0	3- 0				
0- 2	0- 1	0- 0	AWAY	0- 1	0- 0	0- 0				
5- 0	2- 0	1- 0	NEUTRAL	1- 0	1- 0	0- 0				
11- 5	1- 4	1- 0	CONFERENCE	4- 1	5- 0	0- 0				
5- 3	0- 3	1- 0	HOME	1- 0	3- 0	0- 0				
6- 2	1- 1	0- 0	AWAY	3- 1	2- 0	0- 0				
0- 0	0- 0	0- 0	NEUTRAL	0- 0	0- 0	0- 0				

RPI	S	Opponent	Score	RPI	S	Opponent	Score	RPI	S	Opponent	Score	RPI	S	Opponent	Score
1	H	Notre Dame	68 98	35	N	Kansas St.	70 61	54	A	Georgia Tech	55 65	113	H	Towson	98 55
3	A	Louisville	51 76	39	H	North Carolina	90 77	55	N	Princeton	92 61	121	A	Pittsburgh	82 50
5	A	Oregon	73 75	40	H	Bucknell	70 56	56	A	Clemson	84 75	121	H	Pittsburgh	90 63
7	H	NC State	73 77					62	A	Virginia Tech	75 73	124	A	Boston College	76 59
15	N	UCF	57 52					79	A	Duke	64 55	124	H	Boston College	96 69
16	H	Texas A&M	75 65					95	H	Virginia	72 68	135	N	Duquesne	87 71
18	H	Miami (FL)	71 84					97	A	Minnesota	68 72	143	H	Wake Forest	77 57
23	A	Florida St.	94 88									206	H	UMES	96 51
24	N	DePaul	83 81									238	H	North Dakota	85 49
												264	H	Niagara	94 45
LAST 12 Division I GAMES:															
124	A	Boston College	76 59	124	H	Boston College	96 69								
23	A	Florida St.	94 88	3	A	Louisville	51 76								
1	H	Notre Dame	68 98	95	H	Virginia	72 68								
121	H	Pittsburgh	90 63	79	A	Duke	64 55								
143	H	Wake Forest	77 57	18	H	Miami (FL)	71 84								
7	H	NC State	73 77	54	A	Georgia Tech	55 65								

Non-Div I Games:

Syracuse

■ Loss,
■ Non-Conf,
■ S Site,
■ H Home
■ A Away
N Neutral

TCU				Through Games Of March 5, 2019						
Average RPI Win:	170	WON-LOST	WINNING	LAST 10	STRENGTH OF	OPP. STRENGTH	TEAM	ADJ.	CONF.	ADJ CONF.
Average RPI Loss:	38	RECORD	PCT. RANK	GAMES	SCHEDULE	OF SCHEDULE	RPI	RPI	RPI	RPI
DIV. I ONLY	20- 9	71	0- 1	76	52	51	51	3	3	
DIV. I NON-CONF.	10- 1	17	0- 0	266	270	78	78	3	3	

TOTALS	RPI 1-25	RPI 26-50		W-L RECORDS		RPI 51-100	RPI 101-150		RPI 150+	
20- 9	1- 3	1- 4		OVERALL		1- 1	7- 1		10- 0	
14- 3	1- 1	0- 2		HOME		1- 0	5- 0		7- 0	
6- 5	0- 2	1- 1		AWAY		0- 1	2- 1		3- 0	
0- 1	0- 0	0- 1		NEUTRAL		0- 0	0- 0		0- 0	
10- 1	0- 0	0- 1		NON-CONFERENCE		0- 0	2- 0		8- 0	
8- 0	0- 0	0- 0		HOME		0- 0	2- 0		6- 0	
2- 0	0- 0	0- 0		AWAY		0- 0	0- 0		2- 0	
0- 1	0- 0	0- 1		NEUTRAL		0- 0	0- 0		0- 0	
10- 8	1- 3	1- 3		CONFERENCE		1- 1	5- 1		2- 0	
6- 3	1- 1	0- 2		HOME		1- 0	3- 0		1- 0	
4- 5	0- 2	1- 1		AWAY		0- 1	2- 1		1- 0	
0- 0	0- 0	0- 0		NEUTRAL		0- 0	0- 0		0- 0	

T
C
U

RPI 1-25				RPI 26-50				RPI 51-100				Team's RPI: 51				RPI 101+			
RPI	S	Opponent	Score	RPI	S	Opponent	Score	RPI	S	Opponent	Score	RPI	S	Opponent	Score	RPI	S	Opponent	Score
2	A	Baylor	71 89	27	A	Texas	67 73	71	A	West Virginia	65 79	129	A	Oklahoma St.	71 75				
2	H	Baylor	55 79	27	H	Texas	48 62	71	H	West Virginia	62 48	129	H	Oklahoma St.	69 55				
11	A	Iowa St.	54 92	34	N	BYU	58 61					135	H	Duquesne	61 48				
11	H	Iowa St.	76 69	35	A	Kansas St.	61 47					142	H	Montana St.	71 49				
				35	H	Kansas St.	72 75					145	A	Oklahoma	76 63				
												145	H	Oklahoma	86 71				
												146	A	Texas Tech	70 63				
												146	H	Texas Tech	78 70				
												159	A	Kansas	76 66				
												159	H	Kansas	58 53				
												173	H	Southern U.	69 40				
												183	H	Sam Houston St.	72 59				
												214	H	SMU	65 63				
												219	A	Ole Miss	55 50				
												234	A	San Diego St.	81 64				
												284	H	Army West Point	63 38				
												326	H	Mississippi Val.	96 47				
												351	H	Alcorn	88 31				
LAST 12 Division I GAMES:																			
27	H	Texas	48 62	2	A	Baylor	71 89												
145	A	Oklahoma	76 63	146	A	Texas Tech	70 63												
159	A	Kansas	76 66	129	H	Oklahoma St.	69 55												
35	H	Kansas St.	72 75	35	A	Kansas St.	61 47												
71	A	West Virginia	65 79	159	H	Kansas	58 53												
11	H	Iowa St.	76 69	145	H	Oklahoma	86 71												

Non-Div I Games:

TCU

Average RPI Win:	223	WON-LOST	WINNING	LAST 10	STRENGTH OF	OPP. STRENGTH	TEAM	ADJ.	CONF.	ADJ CONF.
Average RPI Loss:	89	RECORD	PCT. RANK	GAMES	SCHEDULE	OF SCHEDULE	RPI	RPI	RPI	RPI
DIV. I ONLY	11- 18	241	1- 0	75	85	155	155	9	9	
DIV. I NON-CONF.	4- 9	252	0- 0	123	75	195	195	8	8	
TOTALS	RPI 1-25	RPI 26-50	W-L RECORDS	RPI 51-100	RPI 101-150	RPI 150+				
11- 18	0- 6	0- 1	OVERALL	2- 4	0- 3	9- 4				
7- 4	0- 1	0- 0	HOME	2- 0	0- 1	5- 2				
4- 13	0- 5	0- 1	AWAY	0- 3	0- 2	4- 2				
0- 1	0- 0	0- 0	NEUTRAL	0- 1	0- 0	0- 0				
4- 9	0- 3	0- 1	NON-CONFERENCE	0- 2	0- 2	4- 1				
3- 0	0- 0	0- 0	HOME	0- 0	0- 0	3- 0				
1- 8	0- 3	0- 1	AWAY	0- 1	0- 2	1- 1				
0- 1	0- 0	0- 0	NEUTRAL	0- 1	0- 0	0- 0				
7- 9	0- 3	0- 0	CONFERENCE	2- 2	0- 1	5- 3				
4- 4	0- 1	0- 0	HOME	2- 0	0- 1	2- 2				
3- 5	0- 2	0- 0	AWAY	0- 2	0- 0	3- 1				
0- 0	0- 0	0- 0	NEUTRAL	0- 0	0- 0	0- 0				

RPI	S	Opponent	Score	RPI	S	Opponent	Score	RPI	S	Opponent	Score	RPI	S	Opponent	Score	Team's RPI: 155
6	A	UConn	74 109	44	A	Villanova	68 76	61	A	Penn	62 71	126	A	Marist	68 74	
6	H	UConn	67 88					72	A	Cincinnati	52 72	127	H	South Fla.	53 63	
15	A	UCF	54 62					72	H	Cincinnati	78 70	135	A	Duquesne	53 54	
17	A	South Carolina	60 88					85	N	Radford	50 56	165	H	Tulane	57 66	
18	A	Miami (FL)	61 73					98	A	Houston	65 78	167	A	Tulsa	75 61	
24	A	DePaul	88 102					98	H	Houston	76 65	167	H	Tulsa	61 64	
												204	H	East Carolina	84 62	
												214	A	SMU	52 53	
												219	A	Ole Miss	55 62	
												229	A	Saint Joseph's	58 52	
												233	A	Memphis	84 53	
												254	A	Wichita St.	65 40	
												254	H	Wichita St.	68 52	
												281	H	La Salle	75 47	
												327	H	Iona	59 39	
												337	H	Delaware St.	75 61	
LAST 12 Division I GAMES:																
233	A	Memphis	84 53	6	A	UConn	74 109									
254	H	Wichita St.	68 52	98	H	Houston	76 65									
167	H	Tulsa	61 64	254	A	Wichita St.	65 40									
15	A	UCF	54 62	167	A	Tulsa	75 61									
214	A	SMU	52 53	204	H	East Carolina	84 62									
72	H	Cincinnati	78 70	61	A	Penn	62 71									

Non-Div I Games:

Temple

Loss, Non-Conf, S Site, H Home A Away N Neutral

Tennessee

Through Games Of March 5, 2019

Average RPI Win:	152	WON-LOST	WINNING	LAST 10	STRENGTH OF	OPP. STRENGTH	TEAM	ADJ.	CONF.	ADJ CONF.
Average RPI Loss:	58	RECORD	PCT. RANK	GAMES	SCHEDULE	OF SCHEDULE	RPI	RPI	RPI	RPI
DIV. I ONLY	18- 11	106	1- 0	40	53	63	63	5	5	
DIV. I NON-CONF.	11- 2	32	1- 0	54	89	29	29	5	5	
TOTALS	RPI 1-25	RPI 26-50	W-L RECORDS	RPI 51-100	RPI 101-150	RPI 150+				
18- 11	0- 6	4- 1	OVERALL	3- 1	2- 1	9- 2				
10- 7	0- 4	1- 1	HOME	2- 1	0- 0	7- 1				
6- 4	0- 2	3- 0	AWAY	0- 0	1- 1	2- 1				
2- 0	0- 0	0- 0	NEUTRAL	1- 0	1- 0	0- 0				
11- 2	0- 2	1- 0	NON-CONFERENCE	2- 0	2- 0	6- 0				
7- 2	0- 2	0- 0	HOME	1- 0	0- 0	6- 0				
2- 0	0- 0	1- 0	AWAY	0- 0	1- 0	0- 0				
2- 0	0- 0	0- 0	NEUTRAL	1- 0	1- 0	0- 0				
7- 9	0- 4	3- 1	CONFERENCE	1- 1	0- 1	3- 2				
3- 5	0- 2	1- 1	HOME	1- 1	0- 0	1- 1				
4- 4	0- 2	2- 0	AWAY	0- 0	0- 1	2- 1				
0- 0	0- 0	0- 0	NEUTRAL	0- 0	0- 0	0- 0				

RPI 1-25				RPI 26-50				RPI 51-100 Team's RPI: 63				RPI 101+			
RPI	S	Opponent	Score	RPI	S	Opponent	Score	RPI	S	Opponent	Score	RPI	S	Opponent	Score
1	H	Notre Dame	62 77	27	A	Texas	88 82	56	N	Clemson	78 66	101	N	UAB	73 69
4	H	Stanford	85 95	28	A	Missouri	62 60	58	H	Belmont	84 76	103	A	Georgia	62 66
8	A	Mississippi St.	63 91	28	H	Missouri	64 66	70	H	LSU	74 65	129	A	Oklahoma St.	76 63
16	A	Texas A&M	62 79	48	A	Auburn	78 69	94	H	Arkansas	79 80	153	A	Alabama	65 86
17	H	South Carolina	67 82	48	H	Auburn	73 62					187	H	UNC Asheville	73 46
21	H	Kentucky	71 73									189	H	Stetson	65 55
												193	A	Vanderbilt	82 65
												193	H	Vanderbilt	69 76
												218	H	Florida	67 50
												219	A	Ole Miss	81 56
												231	H	ETSU	80 61
												259	H	Murray St.	98 77
												331	H	Presbyterian	97 49
												346	H	Florida A&M	96 31
LAST 12 Division I GAMES:															
101	N	UAB	73 69	48	H	Auburn	73 62								
219	A	Ole Miss	81 56	8	A	Mississippi St.	63 91								
193	H	Vanderbilt	69 76	193	A	Vanderbilt	82 65								
17	H	South Carolina	67 82	218	H	Florida	67 50								
16	A	Texas A&M	62 79	70	H	LSU	74 65								
28	A	Missouri	62 60	1	H	Notre Dame	62 77								

Non-Div I Games:

Tennessee

■ Loss,
■ Non-Conf,
■ S Site,
■ H Home
■ A Away
N Neutral

Tennessee St.

Through Games Of March 5, 2019

Average RPI Win:	291	WON-LOST	WINNING	LAST 10	STRENGTH OF	OPP. STRENGTH	TEAM	ADJ.	CONF.	ADJ CONF.
Average RPI Loss:	158	RECORD	PCT. RANK	GAMES	SCHEDULE	OF SCHEDULE	RPI	RPI	RPI	RPI
DIV. I ONLY	5- 25	331	0- 1	179	201	302	302	22	22	
DIV. I NON-CONF.	0- 12	336	0- 0	199	62	334	334	22	22	
TOTALS	RPI 1-25	RPI 26-50	W-L RECORDS	RPI 51-100	RPI 101-150	RPI 150+				
5- 25	0- 2	0- 0	OVERALL	0- 4	0- 6	5- 13				
3- 7	0- 0	0- 0	HOME	0- 1	0- 3	3- 3				
2- 15	0- 2	0- 0	AWAY	0- 2	0- 2	2- 9				
0- 3	0- 0	0- 0	NEUTRAL	0- 1	0- 1	0- 1				
0- 12	0- 2	0- 0	NON-CONFERENCE	0- 2	0- 2	0- 6				
0- 1	0- 0	0- 0	HOME	0- 0	0- 1	0- 0				
0- 8	0- 2	0- 0	AWAY	0- 1	0- 0	0- 5				
0- 3	0- 0	0- 0	NEUTRAL	0- 1	0- 1	0- 1				
5- 13	0- 0	0- 0	CONFERENCE	0- 2	0- 4	5- 7				
3- 6	0- 0	0- 0	HOME	0- 1	0- 2	3- 3				
2- 7	0- 0	0- 0	AWAY	0- 1	0- 2	2- 4				
0- 0	0- 0	0- 0	NEUTRAL	0- 0	0- 0	0- 0				

RPI 1-25				RPI 26-50				RPI 51-100				RPI 101+ Team's RPI: 302			
RPI	S	Opponent	Score	RPI	S	Opponent	Score	RPI	S	Opponent	Score	RPI	S	Opponent	Score
3	A	Louisville	52 107					58	A	Belmont	46 80	104	H	South Alabama	56 78
24	A	DePaul	73 95					58	H	Belmont	65 89	121	N	Pittsburgh	56 78
								91	A	Troy	67 92	123	A	UT Martin	60 83
								94	N	Arkansas	55 79	123	H	UT Martin	61 73
												131	A	Morehead St.	55 71
												131	H	Morehead St.	62 85
												154	A	Tennessee Tech	65 76
												154	H	Tennessee Tech	59 69
												190	N	Wisconsin	53 58
												193	A	Vanderbilt	63 89
												199	A	Marshall	59 80
												210	A	Jacksonville St.	73 76
												210	H	Jacksonville St.	52 62
												223	A	Ball St.	51 90
												235	H	SIUE	55 66
												241	A	Southeast Mo. St.	57 81
												241	H	Southeast Mo. St.	62 59
												258	A	Austin Peay	47 74
												259	A	Murray St.	65 61
												291	H	Eastern Ill.	70 66
												300	A	Alabama A&M	57 67
												328	A	Lipscomb	62 64
												332	A	Eastern Ky.	57 31
												332	H	Eastern Ky.	60 38
LAST 12 Division I GAMES:															
123	A	UT Martin	60 83	332	A	Eastern Ky.	57 31								
241	A	Southeast Mo. St.	57 81	131	A	Morehead St.	55 71								
291	H	Eastern Ill.	70 66	241	H	Southeast Mo. St.	62 59								
235	H	SIUE	55 66	123	H	UT Martin	61 73								
210	A	Jacksonville St.	73 76	259	A	Murray St.	65 61								
58	H	Belmont	65 89	258	A	Austin Peay	47 74								

Non-Div I Games:

Tennessee St.

■ Loss,
■ Non-Conf,
■ S Site,
■ Home
■ A Away
N Neutral

Tennessee Tech

Through Games Of March 5, 2019

Average RPI Win:	245	WON-LOST	WINNING	LAST 10	STRENGTH OF	OPP. STRENGTH	TEAM	ADJ.	CONF.	ADJ CONF.
Average RPI Loss:	160	RECORD	PCT. RANK	GAMES	SCHEDULE	OF SCHEDULE	RPI	RPI	RPI	RPI
DIV. I ONLY	18- 9	82	1- 0	295	242	154	154	22	22	
DIV. I NON-CONF.	6- 3	91	0- 0	292	207	140	140	22	22	
TOTALS	RPI 1-25	RPI 26-50	W-L RECORDS	RPI 51-100	RPI 101-150	RPI 150+				
18- 9	0- 0	0- 0	OVERALL	2- 3	1- 2	15- 4				
9- 3	0- 0	0- 0	HOME	1- 1	0- 1	8- 1				
9- 5	0- 0	0- 0	AWAY	1- 1	1- 1	7- 3				
0- 1	0- 0	0- 0	NEUTRAL	0- 1	0- 0	0- 0				
6- 3	0- 0	0- 0	NON-CONFERENCE	1- 2	0- 0	5- 1				
3- 0	0- 0	0- 0	HOME	1- 0	0- 0	2- 0				
3- 2	0- 0	0- 0	AWAY	0- 1	0- 0	3- 1				
0- 1	0- 0	0- 0	NEUTRAL	0- 1	0- 0	0- 0				
12- 6	0- 0	0- 0	CONFERENCE	1- 1	1- 2	10- 3				
6- 3	0- 0	0- 0	HOME	0- 1	0- 1	6- 1				
6- 3	0- 0	0- 0	AWAY	1- 0	1- 1	4- 2				
0- 0	0- 0	0- 0	NEUTRAL	0- 0	0- 0	0- 0				

RPI 1-25			RPI 26-50			RPI 51-100			RPI 101+			Team's RPI: 154
RPI	S	Opponent	Score	RPI	S	Opponent	Score	RPI	S	Opponent	Score	
						58 A Belmont	77 72	123 A UT Martin			80 76	
						58 H Belmont	67 99	131 A Morehead St.			56 77	
						66 H Middle Tenn.	68 64	131 H Morehead St.			70 73	
						94 A Arkansas	42 65	187 H UNC Asheville			60 53	
						96 N Old Dominion	73 80	200 A Xavier			60 70	
								210 A Jacksonville St.			66 49	
								210 H Jacksonville St.			62 59	
								235 A SIUE			61 63	
								235 H SIUE			79 55	
								241 A Southeast Mo. St.			53 62	
								254 A Wichita St.			55 45	
								258 H Austin Peay			65 72	
								259 H Murray St.			74 65	
								291 A Eastern Ill.			68 51	
								291 H Eastern Ill.			99 88	
								292 A Charleston So.			77 55	
								302 A Tennessee St.			69 59	
								302 H Tennessee St.			76 65	
								328 A Lipscomb			67 52	
								332 A Eastern Ky.			81 68	
								332 H Eastern Ky.			77 57	
								341 H Western Caro.			77 58	
LAST 12 Division I GAMES:												
291	A	Eastern Ill.	68 51	123	A	UT Martin	80 76					
235	A	SIUE	61 63	241	A	Southeast Mo. St.	53 62					
131	H	Morehead St.	70 73	259	H	Murray St.	74 65					
332	H	Eastern Ky.	77 57	258	H	Austin Peay	65 72					
58	H	Belmont	67 99	332	A	Eastern Ky.	81 68					
210	H	Jacksonville St.	62 59	131	A	Morehead St.	56 77					

Non-Div I Games: Tenn. Wesleyan 100 58 Cumberland (TN) 88 55

Tennessee Tech

Loss, Non-Conf, S Site, H Home A Away N Neutral

Average RPI Win: 145		WON-LOST	WINNING	LAST 10	STRENGTH OF	OPP. STRENGTH	TEAM	ADJ.	CONF.	ADJ CONF.
Average RPI Loss: 28		RECORD	PCT. RANK	GAMES	SCHEDULE	OF SCHEDULE	RPI	RPI	RPI	RPI
DIV. I ONLY		22- 8	52	2- 0	27	45	27	27	3	3
DIV. I NON-CONF.		10- 2	37	2- 0	80	202	44	44	3	3
TOTALS	RPI 1-25	RPI 26-50		W-L RECORDS		RPI 51-100	RPI 101-150		RPI 150+	
22- 8	1- 4	2- 2		OVERALL		3- 2	8- 0		8- 0	
10- 6	0- 3	0- 1		HOME		1- 2	4- 0		5- 0	
9- 2	1- 1	0- 1		AWAY		2- 0	3- 0		3- 0	
3- 0	0- 0	2- 0		NEUTRAL		0- 0	1- 0		0- 0	
10- 2	0- 1	2- 0		NON-CONFERENCE		0- 1	2- 0		6- 0	
5- 2	0- 1	0- 0		HOME		0- 1	1- 0		4- 0	
2- 0	0- 0	0- 0		AWAY		0- 0	0- 0		2- 0	
3- 0	0- 0	2- 0		NEUTRAL		0- 0	1- 0		0- 0	
12- 6	1- 3	0- 2		CONFERENCE		3- 1	6- 0		2- 0	
5- 4	0- 2	0- 1		HOME		1- 1	3- 0		1- 0	
7- 2	1- 1	0- 1		AWAY		2- 0	3- 0		1- 0	
0- 0	0- 0	0- 0		NEUTRAL		0- 0	0- 0		0- 0	

RPI 1-25					
RPI	S	Opponent	Score		
2	A	Baylor	35 64		
2	H	Baylor	68 74		
8	H	Mississippi St.	49 67		
11	A	Iowa St.	64 62		
11	H	Iowa St.	73 82		

Team's RPI: 27			
RPI	S	Opponent	Score
35	A	Kansas St.	69 87
35	H	Kansas St.	60 69
43	N	Michigan	69 52
45	N	Quinnipiac	56 55

RPI 51-100			
RPI	S	Opponent	Score
51	A	TCU	62 48
51	H	TCU	73 67
63	H	Tennessee	82 88
71	A	West Virginia	70 58
71	H	West Virginia	58 64

RPI 101+			
RPI	S	Opponent	Score
102	N	Fordham	72 54
129	A	Oklahoma St.	61 55
129	H	Oklahoma St.	60 51
135	H	Duquesne	78 41
145	A	Oklahoma	76 67
145	H	Oklahoma	73 63
146	A	Texas Tech	78 71
146	H	Texas Tech	81 57
159	A	Kansas	91 73
159	H	Kansas	62 43
178	A	North Texas	64 54
189	H	Stetson	65 46
225	A	UTRGV	81 66
306	H	UTSA	98 54
316	H	McNeese	96 40
318	H	Northwestern St.	104 66

LAST 12 Division I GAMES:					
102	N	Fordham	72	54	
43	N	Michigan	69	52	
51	A	TCU	62	48	
11	H	Iowa St.	73	82	
2	A	Baylor	35	64	
146	H	Texas Tech	81	57	
35	H	Kansas St.	60	69	
129	A	Oklahoma St.	61	55	
159	A	Kansas	91	73	
2	H	Baylor	68	74	
145	A	Oklahoma	76	67	
71	H	West Virginia	58	64	

Non-Div I Games:

Texas

Loss, Non-Conf, S Site, H Home A Away N Neutral

Average RPI Win:	126	WON-LOST	WINNING	LAST 10	STRENGTH OF	OPP. STRENGTH	TEAM	ADJ.	CONF.	ADJ CONF.
Average RPI Loss:	31	RECORD	PCT. RANK	GAMES	SCHEDULE	OF SCHEDULE	RPI	RPI	RPI	RPI
DIV. I ONLY	23- 6	27	1- 0	25	42	16	16	5	5	
DIV. I NON-CONF.	11- 2	32	0- 0	30	70	17	17	5	5	
TOTALS	RPI 1-25	RPI 26-50	W-L RECORDS	RPI 51-100	RPI 101-150	RPI 150+				
23- 6	3- 3	3- 2	OVERALL	5- 1	2- 0	10- 0				
13- 3	1- 2	2- 1	HOME	3- 0	0- 0	7- 0				
8- 3	1- 1	1- 1	AWAY	2- 1	1- 0	3- 0				
2- 0	1- 0	0- 0	NEUTRAL	0- 0	1- 0	0- 0				
11- 2	1- 1	2- 1	NON-CONFERENCE	2- 0	1- 0	5- 0				
7- 1	0- 0	2- 1	HOME	0- 0	0- 0	5- 0				
2- 1	0- 1	0- 0	AWAY	2- 0	0- 0	0- 0				
2- 0	1- 0	0- 0	NEUTRAL	0- 0	1- 0	0- 0				
12- 4	2- 2	1- 1	CONFERENCE	3- 1	1- 0	5- 0				
6- 2	1- 2	0- 0	HOME	3- 0	0- 0	2- 0				
6- 2	1- 0	1- 1	AWAY	0- 1	1- 0	3- 0				
0- 0	0- 0	0- 0	NEUTRAL	0- 0	0- 0	0- 0				

RPI	S	Opponent	Score	RPI	S	Opponent	Score	RPI	S	Opponent	Score	RPI	S	Opponent	Score
8	H	Mississippi St.	64 92	28	A	Missouri	65 70	63	H	Tennessee	79 62	103	A	Georgia	76 66
10	A	Syracuse	65 75	30	H	Rice	65 54	69	A	Little Rock	61 40	147	N	UC Riverside	70 63
17	H	South Carolina	57 60	42	H	Southern California	71 51	70	A	LSU	52 63	153	H	Alabama	70 43
19	N	Oregon St.	76 70	48	A	Auburn	69 67	70	H	LSU	59 55	180	H	Arkansas St.	97 56
21	A	Kentucky	62 55	50	H	Lamar University	68 74	94	H	Arkansas	66 53	193	A	Vanderbilt	50 43
21	H	Kentucky	73 71					98	A	Houston	68 52	193	H	Vanderbilt	69 53
												198	H	Prairie View	70 57
												218	A	Florida	80 62
												219	A	Ole Miss	72 60
												225	H	UTRGV	84 61
												227	H	Jacksonville	73 53
												275	H	Central Ark.	84 27
LAST 12 Division I GAMES:															
94	H	Arkansas	66 53	28	A	Missouri	65 70								
21	A	Kentucky	62 55	219	A	Ole Miss	72 60								
218	A	Florida	80 62	193	H	Vanderbilt	69 53								
63	H	Tennessee	79 62	21	H	Kentucky	73 71								
8	H	Mississippi St.	64 92	48	A	Auburn	69 67								
70	H	LSU	59 55	103	A	Georgia	76 66								

Non-Div I Games:

Texas A&M

■ Loss,
■ Non-Conf, S Site,
■ Home
■ Away
N Neutral

Through Games of March 31, 2019				Through Games of March 31, 2019						
Average RPI Win: 287		WON-LOST	WINNING	LAST 10	STRENGTH OF	OPP. STRENGTH	TEAM	ADJ.	CONF.	ADJ CONF.
Average RPI Loss: 174		RECORD	PCT. RANK	GAMES	SCHEDULE	OF SCHEDULE	RPI	RPI	RPI	RPI
DIV. I ONLY		12- 13	191	1- 0	280	338	205	205	29	29
DIV. I NON-CONF.		2- 7	288	0- 0	51	297	172	172	28	28
TOTALS		RPI 1-25	RPI 26-50	W-L RECORDS	RPI 51-100	RPI 101-150	RPI 150+			
12- 13	0- 0		0- 2	OVERALL	0- 1	0- 2	12- 8			
5- 2	0- 0		0- 0	HOME	0- 0	0- 0	5- 2			
7- 9	0- 0		0- 2	AWAY	0- 1	0- 1	7- 5			
0- 2	0- 0		0- 0	NEUTRAL	0- 0	0- 1	0- 1			
2- 7	0- 0		0- 2	NON-CONFERENCE	0- 1	0- 2	2- 2			
0- 0	0- 0		0- 0	HOME	0- 0	0- 0	0- 0			
2- 5	0- 0		0- 2	AWAY	0- 1	0- 1	2- 1			
0- 2	0- 0		0- 0	NEUTRAL	0- 0	0- 1	0- 1			
10- 6	0- 0		0- 0	CONFERENCE	0- 0	0- 0	10- 6			
5- 2	0- 0		0- 0	HOME	0- 0	0- 0	5- 2			
5- 4	0- 0		0- 0	AWAY	0- 0	0- 0	5- 4			
0- 0	0- 0		0- 0	NEUTRAL	0- 0	0- 0	0- 0			

RPI 1-25				RPI 26-50				RPI 51-100				RPI 101+ Team's RPI: 205			
RPI	S	Opponent	Score	RPI	S	Opponent	Score	RPI	S	Opponent	Score	RPI	S	Opponent	Score
				30	A	Rice	71 76	74	A	SFA	55 74	146	A	Texas Tech	55 75
				41	A	Michigan St.	45 91					150	N	Abilene Christian	39 81
												165	A	Tulane	56 62
												166	N	Nicholls St.	57 58
												173	A	Southern U.	61 63
												198	A	Prairie View	52 44
												198	H	Prairie View	73 67
												217	A	Grambling	55 72
												217	H	Grambling	67 75
												225	A	UTRGV	69 55
												262	A	Alabama St.	51 44
												262	H	Alabama St.	51 58
												268	A	Jackson St.	64 73
												268	H	Jackson St.	76 67
												300	A	Alabama A&M	56 45
												300	H	Alabama A&M	53 45
												326	A	Mississippi Val.	68 50
												326	H	Mississippi Val.	73 45
												347	A	Ark.-Pine Bluff	59 58
												347	H	Ark.-Pine Bluff	62 49
												348	A	Savannah St.	65 41
												351	A	Alcorn	52 53
LAST 12 Division I GAMES:															
				300	A	Alabama A&M	56 45	198	H	Prairie View	73 67				
				262	A	Alabama St.	51 44	300	H	Alabama A&M	53 45				
				326	H	Mississippi Val.	73 45	262	H	Alabama St.	51 58				
				347	H	Ark.-Pine Bluff	62 49	326	A	Mississippi Val.	68 50				
				268	A	Jackson St.	64 73	347	A	Ark.-Pine Bluff	59 58				
				217	A	Grambling	55 72	268	H	Jackson St.	76 67				

Non-Div I Games:	Huston-Tillotson	72	36	Paul Quinn	83	54
------------------	------------------	----	----	------------	----	----

Texas Southern

Loss, Non-Conf, S Site, H Home A Away N Neutral

Average RPI Win:	202	WON-LOST	WINNING	LAST 10	STRENGTH OF	OPP. STRENGTH	TEAM	ADJ.	CONF.	ADJ CONF.
Average RPI Loss:	124	RECORD	PCT. RANK	GAMES	SCHEDULE	OF SCHEDULE	RPI	RPI	RPI	RPI
DIV. I ONLY	12- 15	208	0- 1	118	135	162	162	12	12	
DIV. I NON-CONF.	3- 7	256	0- 1	110	153	193	193	14	14	
TOTALS	RPI 1-25	RPI 26-50	W-L RECORDS	RPI 51-100	RPI 101-150	RPI 150+				
12- 15	0- 0	0- 1	OVERALL	1- 5	2- 5	9- 4				
5- 6	0- 0	0- 0	HOME	1- 1	1- 3	3- 2				
7- 8	0- 0	0- 1	AWAY	0- 3	1- 2	6- 2				
0- 1	0- 0	0- 0	NEUTRAL	0- 1	0- 0	0- 0				
3- 7	0- 0	0- 1	NON-CONFERENCE	0- 2	0- 2	3- 2				
1- 2	0- 0	0- 0	HOME	0- 0	0- 1	1- 1				
2- 4	0- 0	0- 1	AWAY	0- 1	0- 1	2- 1				
0- 1	0- 0	0- 0	NEUTRAL	0- 1	0- 0	0- 0				
9- 8	0- 0	0- 0	CONFERENCE	1- 3	2- 3	6- 2				
4- 4	0- 0	0- 0	HOME	1- 1	1- 2	2- 1				
5- 4	0- 0	0- 0	AWAY	0- 2	1- 1	4- 1				
0- 0	0- 0	0- 0	NEUTRAL	0- 0	0- 0	0- 0				

RPI S	Opponent	Score	RPI S	Opponent	Score	RPI S	Opponent	Score	RPI S	Opponent	Score	Team's RPI: 162
28	A Missouri	50 69	52	A New Mexico	51 82	104	H South Alabama	77 45				
			53	N Saint Mary's (CA)	62 89	129	A Oklahoma St.	55 66				
			69	A Little Rock	47 62	133	A Georgia St.	69 60				
			69	H Little Rock	50 48	133	H Georgia St.	34 57				
			77	A UT Arlington	53 68	142	H Montana St.	59 67				
			91	H Troy	63 82	149	A Appalachian St.	56 77				
						149	H Appalachian St.	49 62				
						165	A Tulane	61 67				
						166	H Nicholls St.	72 67				
						170	H Oral Roberts	64 81				
						174	A Coastal Caro.	70 77				
						174	H Coastal Caro.	73 58				
						180	A Arkansas St.	85 62				
						180	H Arkansas St.	68 54				
						256	A A&M-Corpus Christi	60 53				
						263	A Louisiana	71 65				
						286	A Ga. Southern	64 52				
						286	H Ga. Southern	55 65				
						303	A La.-Monroe	62 51				
						306	A UTSA	68 60				
LAST 12 Division I GAMES:												
165	A Tulane	61 67	303	A La.-Monroe	62 51							
142	H Montana St.	59 67	69	H Little Rock	50 48							
166	H Nicholls St.	72 67	180	H Arkansas St.	68 54							
104	H South Alabama	77 45	174	A Coastal Caro.	70 77							
91	H Troy	63 82	149	A Appalachian St.	56 77							
263	A Louisiana	71 65	77	A UT Arlington	53 68							

Non-Div I Games: UNKNOWN 92 39 Tex. A&M Int'l 89 25

Texas St.

Loss, Non-Conf, S Site, H Home A Away N Neutral

Average RPI Win:	196	WON-LOST	WINNING	LAST 10	STRENGTH OF	OPP. STRENGTH	TEAM	ADJ.	CONF.	ADJ CONF.
Average RPI Loss:	60	RECORD	PCT. RANK	GAMES	SCHEDULE	OF SCHEDULE	RPI	RPI	RPI	RPI
DIV. I ONLY	13- 16	205	1- 0	57	64	146	146	3	3	
DIV. I NON-CONF.	9- 2	43	0- 0	220	317	104	104	3	3	
TOTALS	RPI 1-25	RPI 26-50	W-L RECORDS	RPI 51-100	RPI 101-150	RPI 150+				
13- 16	0- 4	0- 4	OVERALL	1- 5	3- 2	9- 1				
11- 7	0- 2	0- 2	HOME	1- 3	3- 0	7- 0				
2- 9	0- 2	0- 2	AWAY	0- 2	0- 2	2- 1				
0- 0	0- 0	0- 0	NEUTRAL	0- 0	0- 0	0- 0				
9- 2	0- 0	0- 0	NON-CONFERENCE	1- 1	1- 0	7- 1				
8- 1	0- 0	0- 0	HOME	1- 1	1- 0	6- 0				
1- 1	0- 0	0- 0	AWAY	0- 0	0- 0	1- 1				
0- 0	0- 0	0- 0	NEUTRAL	0- 0	0- 0	0- 0				
4- 14	0- 4	0- 4	CONFERENCE	0- 4	2- 2	2- 0				
3- 6	0- 2	0- 2	HOME	0- 2	2- 0	1- 0				
1- 8	0- 2	0- 2	AWAY	0- 2	0- 2	1- 0				
0- 0	0- 0	0- 0	NEUTRAL	0- 0	0- 0	0- 0				

RPI 1-25				RPI 26-50				RPI 51-100				RPI 101+ Team's RPI: 146			
RPI	S	Opponent	Score	RPI	S	Opponent	Score	RPI	S	Opponent	Score	RPI	S	Opponent	Score
2	A	Baylor	37 96	27	A	Texas	57 81	51	A	TCU	70 78	129	A	Oklahoma St.	57 65
2	H	Baylor	56 73	27	H	Texas	71 78	51	H	TCU	63 70	129	H	Oklahoma St.	90 78
11	A	Iowa St.	66 105	35	A	Kansas St.	67 75	67	H	Idaho	77 88	145	A	Oklahoma	61 66
11	H	Iowa St.	62 64	35	H	Kansas St.	62 66	71	A	West Virginia	65 68	145	H	Oklahoma	88 82
								71	H	West Virginia	72 75	150	H	Abilene Christian	105 54
								74	H	SFA	77 69	159	A	Kansas	75 71
												159	H	Kansas	69 66
												173	H	Southern U.	76 58
												205	H	Texas Southern	75 55
												210	H	Jacksonville St.	71 58
												218	A	Florida	67 72
												244	A	Nevada	86 67
												256	H	A&M-Corpus Christi	78 61
												303	H	La.-Monroe	86 42
												342	H	Houston Baptist	82 76
LAST 12 Division I GAMES:															
145	H	Oklahoma	88 82	129	H	Oklahoma St.	90 78								
35	A	Kansas St.	67 75	51	H	TCU	63 70								
11	H	Iowa St.	62 64	2	A	Baylor	37 96								
27	A	Texas	57 81	11	A	Iowa St.	66 105								
159	A	Kansas	75 71	27	H	Texas	71 78								
71	H	West Virginia	72 75	71	A	West Virginia	65 68								

Non-Div I Games:

Texas Tech

■ Loss,
 ■ Non-Conf, S Site,
 ■ Home
 ■ Away
 N Neutral

Average RPI Win:	201	WON-LOST	WINNING	LAST 10	STRENGTH OF	OPP. STRENGTH	TEAM	ADJ.	CONF.	ADJ CONF.
Average RPI Loss:	71	RECORD	PCT. RANK	GAMES	SCHEDULE	OF SCHEDULE	RPI	RPI	RPI	RPI
DIV. I ONLY	18- 9	82	1- 0	114	104	82	82	8	8	
DIV. I NON-CONF.	8- 3	72	0- 0	160	190	74	74	9	9	
TOTALS	RPI 1-25	RPI 26-50	W-L RECORDS	RPI 51-100	RPI 101-150	RPI 150+				
18- 9	0- 1	2- 3	OVERALL	1- 2	3- 3	12- 0				
11- 3	0- 1	2- 1	HOME	0- 1	3- 0	6- 0				
7- 6	0- 0	0- 2	AWAY	1- 1	0- 3	6- 0				
0- 0	0- 0	0- 0	NEUTRAL	0- 0	0- 0	0- 0				
8- 3	0- 1	0- 0	NON-CONFERENCE	1- 1	2- 1	5- 0				
4- 1	0- 1	0- 0	HOME	0- 0	2- 0	2- 0				
4- 2	0- 0	0- 0	AWAY	1- 1	0- 1	3- 0				
0- 0	0- 0	0- 0	NEUTRAL	0- 0	0- 0	0- 0				
10- 6	0- 0	2- 3	CONFERENCE	0- 1	1- 2	7- 0				
7- 2	0- 0	2- 1	HOME	0- 1	1- 0	4- 0				
3- 4	0- 0	0- 2	AWAY	0- 0	0- 2	3- 0				
0- 0	0- 0	0- 0	NEUTRAL	0- 0	0- 0	0- 0				

RPI 1-25				RPI 26-50				RPI 51-100 Team's RPI: 82				RPI 101+			
RPI	S	Opponent	Score	RPI	S	Opponent	Score	RPI	S	Opponent	Score	RPI	S	Opponent	Score
1	H	Notre Dame	56 72	26	H	Central Mich.	62 59	57	A	Maine	59 73	105	A	Northern Ill.	52 54
				32	A	Buffalo	63 73	58	A	Belmont	78 69	105	H	Northern Ill.	64 53
				37	H	Ohio	76 50	90	H	Kent St.	47 58	120	A	Dayton	49 70
				46	A	Miami (OH)	64 65					135	H	Duquesne	65 52
				46	H	Miami (OH)	56 65					137	H	Stony Brook	80 48
												140	A	Akron	64 70
												208	H	Eastern Mich.	63 43
												221	A	Bowling Green	79 65
												221	H	Bowling Green	76 56
												223	A	Ball St.	63 62
												223	H	Ball St.	65 58
												233	A	Memphis	58 48
												272	A	Western Mich.	80 57
												272	H	Western Mich.	73 63
												280	A	Cleveland St.	65 60
												311	A	Valparaiso	65 59
												327	H	Iona	84 38
												333	H	Detroit Mercy	77 60
LAST 12 Division I GAMES:															
105	H	Northern Ill.	64 53	208	H	Eastern Mich.	63 43	32	A	Buffalo	63 73	221	H	Bowling Green	76 56
272	H	Western Mich.	73 63	221	H	Bowling Green	76 56	140	A	Akron	64 70	26	H	Central Mich.	62 59
223	A	Ball St.	63 62	46	H	Miami (OH)	56 65	221	A	Bowling Green	79 65				
46	H	Miami (OH)	56 65	105	A	Northern Ill.	52 54								
37	H	Ohio	76 50												

Non-Div I Games:

Toledo

■ Loss,
■ Non-Conf, S Site,
■ Home
■ Away
N Neutral

T
O
W
S
O
N

Towson				Through Games Of March 5, 2019						
Average RPI Win:	211	WON-LOST	WINNING	LAST 10	STRENGTH OF	OPP. STRENGTH	TEAM	ADJ.	CONF.	ADJ CONF.
Average RPI Loss:	113	RECORD	PCT. RANK	GAMES	SCHEDULE	OF SCHEDULE	RPI	RPI	RPI	RPI
DIV. I ONLY		17- 10	101	0- 1	208	105	113	113	10	10
DIV. I NON-CONF.		6- 5	143	0- 0	295	130	162	162	10	10

TOTALS	RPI 1-25	RPI 26-50		W-L RECORDS		RPI 51-100	RPI 101-150		RPI 150+	
17- 10	0- 1	0- 2		OVERALL		1- 1	3- 3		13- 3	
8- 2	0- 0	0- 1		HOME		0- 0	2- 0		6- 1	
9- 8	0- 1	0- 1		AWAY		1- 1	1- 3		7- 2	
0- 0	0- 0	0- 0		NEUTRAL		0- 0	0- 0		0- 0	
6- 5	0- 1	0- 0		NON-CONFERENCE		0- 1	0- 1		6- 2	
3- 0	0- 0	0- 0		HOME		0- 0	0- 0		3- 0	
3- 5	0- 1	0- 0		AWAY		0- 1	0- 1		3- 2	
0- 0	0- 0	0- 0		NEUTRAL		0- 0	0- 0		0- 0	
11- 5	0- 0	0- 2		CONFERENCE		1- 0	3- 2		7- 1	
5- 2	0- 0	0- 1		HOME		0- 0	2- 0		3- 1	
6- 3	0- 0	0- 1		AWAY		1- 0	1- 2		4- 0	
0- 0	0- 0	0- 0		NEUTRAL		0- 0	0- 0		0- 0	

T
O
W
S
O
N

RPI 1-25				RPI 26-50				RPI 51-100				RPI 101+ Team's RPI: 113			
RPI	S	Opponent	Score	RPI	S	Opponent	Score	RPI	S	Opponent	Score	RPI	S	Opponent	Score
10	A	Syracuse	55 98	31	A	James Madison	59 71	71	A	West Virginia	43 90	109	A	Northeastern	68 77
				31	H	James Madison	56 63	80	A	Drexel	55 54	109	H	Northeastern	88 83
												119	A	UNCW	73 77
												119	H	UNCW	82 61
												138	A	Delaware	56 48
												143	A	Wake Forest	53 60
												158	A	William & Mary	82 75
												158	H	William & Mary	69 80
												199	A	Marshall	76 69
												201	H	Massachusetts	78 53
												215	A	George Washington	63 76
												216	A	Elon	59 50
												216	H	Elon	59 58
												226	A	Hofstra	68 56
												226	H	Hofstra	92 68
												229	A	Saint Joseph's	73 52
												240	A	Mt. St. Mary's	78 87
												281	H	La Salle	92 68
												287	H	Loyola Maryland	62 57
												293	A	Col. of Charleston	77 61
												293	H	Col. of Charleston	87 61
												309	A	UMBC	71 62

LAST 12 Division I GAMES:															
				31	H	James Madison	56 63	226	A	Hofstra	68 56				
				216	A	Elon	59 50	31	A	James Madison	59 71				
				158	A	William & Mary	82 75	158	H	William & Mary	69 80				
				293	H	Col. of Charleston	87 61	216	H	Elon	59 58				
				119	H	UNCW	82 61	119	A	UNCW	73 77				
				109	A	Northeastern	68 77	293	A	Col. of Charleston	77 61				

Non-Div I Games:

Towson

Average RPI Win:	220	WON-LOST	WINNING	LAST 10	STRENGTH OF	OPP. STRENGTH	TEAM	ADJ.	CONF.	ADJ CONF.
Average RPI Loss:	86	RECORD	PCT. RANK	GAMES	SCHEDULE	OF SCHEDULE	RPI	RPI	RPI	RPI
DIV. I ONLY	19- 7	54	0- 1	210	141	91	91	12	12	
DIV. I NON-CONF.	8- 2	52	0- 0	296	199	113	113	14	14	
TOTALS	RPI 1-25	RPI 26-50	W-L RECORDS	RPI 51-100	RPI 101-150	RPI 150+				
19- 7	0- 1	0- 0	OVERALL	1- 3	2- 3	16- 0				
9- 2	0- 0	0- 0	HOME	1- 1	1- 1	7- 0				
8- 5	0- 1	0- 0	AWAY	0- 2	1- 2	7- 0				
2- 0	0- 0	0- 0	NEUTRAL	0- 0	0- 0	2- 0				
8- 2	0- 1	0- 0	NON-CONFERENCE	0- 1	0- 0	8- 0				
3- 1	0- 0	0- 0	HOME	0- 1	0- 0	3- 0				
3- 1	0- 1	0- 0	AWAY	0- 0	0- 0	3- 0				
2- 0	0- 0	0- 0	NEUTRAL	0- 0	0- 0	2- 0				
11- 5	0- 0	0- 0	CONFERENCE	1- 2	2- 3	8- 0				
6- 1	0- 0	0- 0	HOME	1- 0	1- 1	4- 0				
5- 4	0- 0	0- 0	AWAY	0- 2	1- 2	4- 0				
0- 0	0- 0	0- 0	NEUTRAL	0- 0	0- 0	0- 0				

RPI 1-25				RPI 26-50				RPI 51-100				Team's RPI: 91	RPI 101+			
RPI	S	Opponent	Score	RPI	S	Opponent	Score	RPI	S	Opponent	Score		RPI	S	Opponent	Score
23	A	Florida St.	67 103					66	H	Middle Tenn.	64 67		104	A	South Alabama	77 80
								69	A	Little Rock	72 76		104	H	South Alabama	66 58
								69	H	Little Rock	71 66		133	A	Georgia St.	80 84
								77	A	UT Arlington	65 88		133	H	Georgia St.	70 85
													149	A	Appalachian St.	83 72
													162	A	Texas St.	82 63
													174	A	Coastal Caro.	82 81
													180	A	Arkansas St.	100 89
													180	H	Arkansas St.	87 79
													183	N	Sam Houston St.	84 79
													210	A	Jacksonville St.	89 63
													219	A	Ole Miss	71 54
													231	A	ETSU	84 66
													262	H	Alabama St.	116 46
													263	H	Louisiana	90 64
													282	H	Samford	72 52
													286	A	Ga. Southern	97 81
													286	H	Ga. Southern	100 78
													302	H	Tennessee St.	92 67
													303	H	La.-Monroe	78 56
													326	N	Mississippi Val.	75 54
LAST 12 Division I GAMES:																
				77	A	UT Arlington	65 88					69	A	Little Rock	72 76	
				162	A	Texas St.	82 63					104	A	South Alabama	77 80	
				104	H	South Alabama	66 58					263	H	Louisiana	90 64	
				286	H	Ga. Southern	100 78					303	H	La.-Monroe	78 56	
				133	H	Georgia St.	70 85					133	A	Georgia St.	80 84	
				180	A	Arkansas St.	100 89					286	A	Ga. Southern	97 81	

Non-Div I Games: Talladega 91 70

Troy

RPI 1-25				RPI 26-50				RPI 51-100				RPI 101+				Team's RPI: 165	
RPI	S	Opponent	Score	RPI	S	Opponent	Score	RPI	S	Opponent	Score	RPI	S	Opponent	Score		
6	H	UConn	33 75	26	N	Central Mich.	68 57	70	A	LSU	56 54	127	A	South Fla.	46 73		
15	A	UCF	42 52	38	N	California	57 65	72	H	Cincinnati	65 80	127	H	South Fla.	45 50		
15	H	UCF	61 59					96	H	Old Dominion	48 56	153	A	Alabama	58 69		
								98	A	Houston	82 83	155	A	Temple	66 57		
												162	H	Texas St.	67 61		
												164	H	Washington	63 51		
												166	H	Nicholls St.	71 46		
												167	A	Tulsa	67 72		
												185	H	Southern Miss.	71 54		
												204	A	East Carolina	61 63		
												204	H	East Carolina	68 57		
												205	H	Texas Southern	62 56		
												214	A	SMU	61 43		
												214	H	SMU	60 64		
												233	A	Memphis	62 61		
												233	H	Memphis	59 65		
												254	H	Wichita St.	44 62		
												280	N	Cleveland St.	81 72		
												305	H	Fla. Atlantic	88 45		
												346	N	Florida A&M	78 34		
LAST 12 Division I GAMES:																	
				162	H	Texas St.	67 61	15	H	UCF	61 59						
				72	H	Cincinnati	65 80	167	A	Tulsa	67 72						
				15	A	UCF	42 52	127	H	South Fla.	45 50						
				214	H	SMU	60 64	204	A	East Carolina	61 63						
				98	A	Houston	82 83	233	A	Memphis	62 61						
				233	H	Memphis	59 65	254	H	Wichita St.	44 62						

Non-Div I Games:

Average RPI Win:	195	WON-LOST	WINNING	LAST 10	STRENGTH OF	OPP. STRENGTH	TEAM	ADJ.	CONF.	ADJ CONF.
Average RPI Loss:	106	RECORD	PCT. RANK	GAMES	SCHEDULE	OF SCHEDULE	RPI	RPI	RPI	RPI
DIV. I ONLY	12- 17	219	0- 1	86	97	167	167	9	9	
DIV. I NON-CONF.	6- 7	172	0- 1	59	98	123	123	8	8	
TOTALS	RPI 1-25	RPI 26-50	W-L RECORDS	RPI 51-100	RPI 101-150	RPI 150+				
12- 17	0- 3	0- 0	OVERALL	0- 8	1- 1	11- 5				
8- 6	0- 1	0- 0	HOME	0- 3	1- 0	7- 2				
3- 11	0- 2	0- 0	AWAY	0- 5	0- 1	3- 3				
1- 0	0- 0	0- 0	NEUTRAL	0- 0	0- 0	1- 0				
6- 7	0- 1	0- 0	NON-CONFERENCE	0- 5	1- 0	5- 1				
4- 2	0- 0	0- 0	HOME	0- 2	1- 0	3- 0				
1- 5	0- 1	0- 0	AWAY	0- 3	0- 0	1- 1				
1- 0	0- 0	0- 0	NEUTRAL	0- 0	0- 0	1- 0				
6- 10	0- 2	0- 0	CONFERENCE	0- 3	0- 1	6- 4				
4- 4	0- 1	0- 0	HOME	0- 1	0- 0	4- 2				
2- 6	0- 1	0- 0	AWAY	0- 2	0- 1	2- 2				
0- 0	0- 0	0- 0	NEUTRAL	0- 0	0- 0	0- 0				

RPI 1-25				RPI 26-50				RPI 51-100				RPI 101+ Team's RPI: 167			
RPI	S	Opponent	Score	RPI	S	Opponent	Score	RPI	S	Opponent	Score	RPI	S	Opponent	Score
6	H	UConn	49 68					58	A	Belmont	53 78	127	A	South Fla.	48 59
15	A	UCF	44 60					69	H	Little Rock	53 63	150	H	Abilene Christian	75 63
20	A	Arizona St.	52 70					72	A	Cincinnati	47 74	153	N	Alabama	80 73
								72	H	Cincinnati	50 70	155	A	Temple	64 61
								74	A	SFA	34 76	155	H	Temple	61 75
								78	A	American	52 68	165	H	Tulane	72 67
								94	H	Arkansas	59 61	170	A	Oral Roberts	76 68
								98	A	Houston	44 76	177	H	Saint Louis	86 75
												180	A	Arkansas St.	60 73
												189	H	Stetson	55 54
												204	A	East Carolina	75 55
												204	H	East Carolina	60 64
												214	H	SMU	49 35
												233	A	Memphis	56 59
												233	H	Memphis	46 39
												254	A	Wichita St.	49 71
												254	H	Wichita St.	63 49
												276	H	UTEP	66 45
LAST 12 Division I GAMES:															
20	A	Arizona St.	52 70	127	A	South Fla.	48 59								
254	A	Wichita St.	49 71	165	H	Tulane	72 67								
204	H	East Carolina	60 64	214	H	SMU	49 35								
155	A	Temple	64 61	233	A	Memphis	56 59								
6	H	UConn	49 68	155	H	Temple	61 75								
72	A	Cincinnati	47 74	98	A	Houston	44 76								

Non-Div I Games:

Tulsa

■ Loss,
 ■ Non-Conf,
 ■ S Site,
 ■ Home
 ■ Away
 N Neutral

Average RPI Win:	231	WON-LOST	WINNING	LAST 10	STRENGTH OF	OPP. STRENGTH	TEAM	ADJ.	CONF.	ADJ CONF.
Average RPI Loss:	88	RECORD	PCT. RANK	GAMES	SCHEDULE	OF SCHEDULE	RPI	RPI	RPI	RPI
DIV. I ONLY	22- 5	20	0- 1	291	175	101	101	14	14	
DIV. I NON-CONF.	11- 1	13	0- 1	330	280	114	114	17	17	
TOTALS	RPI 1-25	RPI 26-50	W-L RECORDS	RPI 51-100	RPI 101-150	RPI 150+				
22- 5	0- 0	0- 1	OVERALL	3- 2	3- 1	16- 1				
11- 2	0- 0	0- 1	HOME	1- 0	2- 0	8- 1				
9- 2	0- 0	0- 0	AWAY	2- 1	0- 1	7- 0				
2- 1	0- 0	0- 0	NEUTRAL	0- 1	1- 0	1- 0				
11- 1	0- 0	0- 0	NON-CONFERENCE	1- 1	2- 0	8- 0				
5- 0	0- 0	0- 0	HOME	0- 0	1- 0	4- 0				
4- 0	0- 0	0- 0	AWAY	1- 0	0- 0	3- 0				
2- 1	0- 0	0- 0	NEUTRAL	0- 1	1- 0	1- 0				
11- 4	0- 0	0- 1	CONFERENCE	2- 1	1- 1	8- 1				
6- 2	0- 0	0- 1	HOME	1- 0	1- 0	4- 1				
5- 2	0- 0	0- 0	AWAY	1- 1	0- 1	4- 0				
0- 0	0- 0	0- 0	NEUTRAL	0- 0	0- 0	0- 0				

RPI S	Opponent	Score	RPI S	Opponent	Score	RPI S	Opponent	Score	RPI S	Opponent	Score	Team's RPI: 101
30	H Rice	43 55	59	A FGCU	62 60	114	H Western Ky.	70 63				
			63	N Tennessee	69 73	115	A Charlotte	56 60				
			66	A Middle Tenn.	44 60	145	N Oklahoma	89 84				
			66	H Middle Tenn.	77 72	149	H Appalachian St.	80 61				
			96	A Old Dominion	69 61	168	H Louisiana Tech	68 73				
						178	H North Texas	70 60				
						185	H Southern Miss.	71 60				
						199	H Marshall	77 59				
						233	H Memphis	85 54				
						262	A Alabama St.	62 47				
						276	A UTEP	74 48				
						276	H UTEP	68 45				
						282	A Samford	66 41				
						300	H Alabama A&M	82 47				
						305	A Fla. Atlantic	89 64				
						306	A UTSA	59 42				
						313	N Coppin St.	86 61				
						315	A FIU	83 59				
						316	H McNeese	91 48				
						350	A Chicago St.	90 45				
						351	H Alcorn	80 53				
LAST 12 Division I GAMES:												
63	N Tennessee	69 73	96	A Old Dominion	69 61							
276	H UTEP	68 45	66	A Middle Tenn.	44 60							
66	H Middle Tenn.	77 72	30	H Rice	43 55							
114	H Western Ky.	70 63	178	H North Texas	70 60							
199	H Marshall	77 59	306	A UTSA	59 42							
115	A Charlotte	56 60	276	A UTEP	74 48							

Non-Div I Games: Ala.-Huntsville 83 58

UAB

■ Loss,
 ■ Non-Conf,
 ■ S Site,
 ■ H Home
 ■ A Away
 N Neutral

Average RPI Win:	222	WON-LOST	WINNING	LAST 10	STRENGTH OF	OPP. STRENGTH	TEAM	ADJ.	CONF.	ADJ CONF.
Average RPI Loss:	125	RECORD	PCT. RANK	GAMES	SCHEDULE	OF SCHEDULE	RPI	RPI	RPI	RPI
DIV. I ONLY	20- 6	39	0- 1	232	164	81	81	21	21	
DIV. I NON-CONF.	7- 5	132	0- 1	258	56	142	142	20	20	
TOTALS	RPI 1-25	RPI 26-50	W-L RECORDS	RPI 51-100	RPI 101-150	RPI 150+				
20- 6	0- 1	0- 0	OVERALL	1- 2	4- 1	15- 2				
9- 1	0- 0	0- 0	HOME	1- 1	2- 0	6- 0				
10- 5	0- 1	0- 0	AWAY	0- 1	2- 1	8- 2				
1- 0	0- 0	0- 0	NEUTRAL	0- 0	0- 0	1- 0				
7- 5	0- 1	0- 0	NON-CONFERENCE	1- 2	0- 1	6- 1				
3- 1	0- 0	0- 0	HOME	1- 1	0- 0	2- 0				
3- 4	0- 1	0- 0	AWAY	0- 1	0- 1	3- 1				
1- 0	0- 0	0- 0	NEUTRAL	0- 0	0- 0	1- 0				
13- 1	0- 0	0- 0	CONFERENCE	0- 0	4- 0	9- 1				
6- 0	0- 0	0- 0	HOME	0- 0	2- 0	4- 0				
7- 1	0- 0	0- 0	AWAY	0- 0	2- 0	5- 1				
0- 0	0- 0	0- 0	NEUTRAL	0- 0	0- 0	0- 0				

RPI 1-25				RPI 26-50				RPI 51-100				Team's RPI: 81		RPI 101+			
RPI	S	Opponent	Score	RPI	S	Opponent	Score	RPI	S	Opponent	Score			RPI	S	Opponent	Score
4	A	Stanford	43 71					53	H	Saint Mary's (CA)	76 74			132	A	Portland St.	50 65
								92	H	Pacific	80 83			141	A	CSUN	60 49
								100	A	Loyola Marymount	53 60			141	H	CSUN	70 54
														147	A	UC Riverside	67 59
														147	H	UC Riverside	72 59
														152	A	Washington St.	75 62
														181	A	UC Irvine	63 44
														181	H	UC Irvine	80 57
														188	A	Montana	56 62
														236	A	Hawaii	60 65
														236	H	Hawaii	72 46
														244	N	Nevada	84 68
														252	A	San Francisco	70 68
														255	A	Sacramento St.	109 60
														260	A	Cal St. Fullerton	75 39
														260	H	Cal St. Fullerton	75 51
														271	A	Long Beach St.	66 49
														271	H	Long Beach St.	70 50
														283	H	Southern Utah	68 45
														295	A	UC Santa Barbara	70 44
														323	A	Cal Poly	85 61
														345	H	Seattle U	76 59
LAST 12 Division I GAMES:																	
				188	A	Montana	56 62					295	A	UC Santa Barbara	70 44		
				181	A	UC Irvine	63 44					141	H	CSUN	70 54		
				271	A	Long Beach St.	66 49					271	H	Long Beach St.	70 50		
				236	H	Hawaii	72 46					260	A	Cal St. Fullerton	75 39		
				147	H	UC Riverside	72 59					141	A	CSUN	60 49		
				323	A	Cal Poly	85 61					181	H	UC Irvine	80 57		

Non-Div I Games: Dominican (CA) 92 42

UC Davis

■ Loss,
 ■ Non-Conf,
 ■ S Site,
 ■ Home
 ■ A Away
 N Neutral

Average RPI Win:	256	WON-LOST	WINNING	LAST 10	STRENGTH OF	OPP. STRENGTH	TEAM	ADJ.	CONF.	ADJ CONF.
Average RPI Loss:	165	RECORD	PCT. RANK	GAMES	SCHEDULE	OF SCHEDULE	RPI	RPI	RPI	RPI
DIV. I ONLY	16- 9	98	0- 1	322	238	181	181	21	21	
DIV. I NON-CONF.	9- 2	43	0- 0	314	244	133	133	20	20	
TOTALS	RPI 1-25	RPI 26-50	W-L RECORDS	RPI 51-100	RPI 101-150	RPI 150+				
16- 9	0- 1	0- 0	OVERALL	0- 2	2- 2	14- 4				
8- 4	0- 0	0- 0	HOME	0- 1	1- 1	7- 2				
6- 5	0- 1	0- 0	AWAY	0- 1	1- 1	5- 2				
2- 0	0- 0	0- 0	NEUTRAL	0- 0	0- 0	2- 0				
9- 2	0- 1	0- 0	NON-CONFERENCE	0- 0	1- 0	8- 1				
4- 1	0- 0	0- 0	HOME	0- 0	0- 0	4- 1				
3- 1	0- 1	0- 0	AWAY	0- 0	1- 0	2- 0				
2- 0	0- 0	0- 0	NEUTRAL	0- 0	0- 0	2- 0				
7- 7	0- 0	0- 0	CONFERENCE	0- 2	1- 2	6- 3				
4- 3	0- 0	0- 0	HOME	0- 1	1- 1	3- 1				
3- 4	0- 0	0- 0	AWAY	0- 1	0- 1	3- 2				
0- 0	0- 0	0- 0	NEUTRAL	0- 0	0- 0	0- 0				

RPI 1-25				RPI 26-50				RPI 51-100				RPI 101+				Team's RPI: 181	
RPI	S	Opponent	Score	RPI	S	Opponent	Score	RPI	S	Opponent	Score	RPI	S	Opponent	Score		
5	A	Oregon	69 115					81	A	UC Davis	57 80	132	A	Portland St.	73 68		
								81	H	UC Davis	44 63	141	H	CSUN	65 61		
												147	A	UC Riverside	72 88		
												147	H	UC Riverside	65 66		
												175	A	Portland	84 69		
												194	H	UNLV	57 55		
												212	N	Indiana St.	77 61		
												234	H	San Diego St.	70 78		
												236	A	Hawaii	53 48		
												236	H	Hawaii	68 70		
												260	A	Cal St. Fullerton	58 67		
												260	H	Cal St. Fullerton	65 61		
												265	H	CSU Bakersfield	85 78		
												271	A	Long Beach St.	48 46		
												283	H	Southern Utah	75 58		
												295	A	UC Santa Barbara	52 71		
												295	H	UC Santa Barbara	74 68		
												299	A	San Jose St.	74 66		
												323	A	Cal Poly	75 59		
												323	H	Cal Poly	73 57		
												345	H	Seattle U	65 60		
												349	N	LIU Brooklyn	84 71		
LAST 12 Division I GAMES:																	
				81	H	UC Davis	44 63					260	H	Cal St. Fullerton	65 61		
				260	A	Cal St. Fullerton	58 67					236	H	Hawaii	68 70		
				147	H	UC Riverside	65 66					295	H	UC Santa Barbara	74 68		
				236	A	Hawaii	53 48					323	H	Cal Poly	73 57		
				295	A	UC Santa Barbara	52 71					81	A	UC Davis	57 80		
				271	A	Long Beach St.	48 46					147	A	UC Riverside	72 88		

Non-Div I Games: LIFE Pacific 105 31

UC Irvine

■ Loss,
 ■ Non-Conf,
 ■ S Site,
 ■ Home
 ■ A Away
 N Neutral

UC Riverside

Through Games Of March 5, 2019

Average RPI Win:	238	WON-LOST	WINNING	LAST 10	STRENGTH OF	OPP. STRENGTH	TEAM	ADJ.	CONF.	ADJ CONF.
Average RPI Loss:	138	RECORD	PCT. RANK	GAMES	SCHEDULE	OF SCHEDULE	RPI	RPI	RPI	RPI
DIV. I ONLY	15- 13	154	1- 0	158	217	147	147	21	21	
DIV. I NON-CONF.	6- 8	199	1- 0	114	172	149	149	20	20	
TOTALS	RPI 1-25	RPI 26-50	W-L RECORDS	RPI 51-100	RPI 101-150	RPI 150+				
15- 13	0- 2	0- 2	OVERALL	0- 2	2- 2	13- 5				
8- 2	0- 0	0- 0	HOME	0- 1	2- 0	6- 1				
6- 8	0- 0	0- 2	AWAY	0- 1	0- 2	6- 3				
1- 3	0- 2	0- 0	NEUTRAL	0- 0	0- 0	1- 1				
6- 8	0- 2	0- 2	NON-CONFERENCE	0- 0	1- 1	5- 3				
3- 0	0- 0	0- 0	HOME	0- 0	1- 0	2- 0				
2- 5	0- 0	0- 2	AWAY	0- 0	0- 1	2- 2				
1- 3	0- 2	0- 0	NEUTRAL	0- 0	0- 0	1- 1				
9- 5	0- 0	0- 0	CONFERENCE	0- 2	1- 1	8- 2				
5- 2	0- 0	0- 0	HOME	0- 1	1- 0	4- 1				
4- 3	0- 0	0- 0	AWAY	0- 1	0- 1	4- 1				
0- 0	0- 0	0- 0	NEUTRAL	0- 0	0- 0	0- 0				

RPI 1-25				RPI 26-50				RPI 51-100				RPI 101+ Team's RPI: 147			
RPI	S	Opponent	Score	RPI	S	Opponent	Score	RPI	S	Opponent	Score	RPI	S	Opponent	Score
5	N	Oregon	44 94	34	A	BYU	70 72	81	A	UC Davis	59 72	129	A	Oklahoma St.	51 76
16	N	Texas A&M	63 70	42	A	Southern California	55 73	81	H	UC Davis	59 67	141	A	CSUN	56 69
												141	H	CSUN	63 51
												144	H	New Mexico St.	65 64
												174	H	Coastal Caro.	62 43
												179	N	Eastern Wash.	57 45
												181	A	UC Irvine	66 65
												181	H	UC Irvine	88 72
												195	N	Milwaukee	54 56
												232	A	California Baptist	57 65
												236	A	Hawaii	60 55
												260	H	Cal St. Fullerton	62 59
												265	A	CSU Bakersfield	79 67
												271	A	Long Beach St.	73 59
												271	H	Long Beach St.	45 63
												277	A	Utah Valley	53 56
												283	H	Southern Utah	56 50
												295	A	UC Santa Barbara	44 61
												295	H	UC Santa Barbara	73 60
												319	A	Weber St.	71 39
												323	A	Cal Poly	75 68
												323	H	Cal Poly	80 66
LAST 12 Division I GAMES:															
283	H	Southern Utah	56 50	81	A	UC Davis	59 72	260	H	Cal St. Fullerton	62 59	295	H	UC Santa Barbara	73 60
295	A	UC Santa Barbara	44 61	236	A	Hawaii	60 55	271	A	Long Beach St.	73 59	141	H	CSUN	63 51
141	H	CSUN	63 51	271	A	Long Beach St.	73 59	181	A	UC Irvine	66 65	181	H	UC Irvine	88 72
181	A	UC Irvine	66 65	141	A	CSUN	56 69	323	A	Cal Poly	75 68	295	A	UC Santa Barbara	44 61
323	A	Cal Poly	75 68	283	H	Southern Utah	56 50	260	H	Cal St. Fullerton	62 59	277	A	Utah Valley	53 56
323	H	Cal Poly	80 66	295	A	UC Santa Barbara	73 60	271	A	Long Beach St.	73 59	283	H	Southern Utah	56 50
				236	A	Hawaii	60 55	181	A	UC Irvine	66 65	295	H	UC Santa Barbara	73 60
				271	A	Long Beach St.	73 59	141	A	CSUN	56 69	323	A	Cal Poly	75 68
				181	A	UC Irvine	66 65	181	H	UC Irvine	88 72	323	H	Cal Poly	80 66

Non-Div I Games:

UC Riverside

■ Loss,
 ■ Non-Conf,
 ■ S Site,
 ■ Home
 ■ Away
 N Neutral

Average RPI Win:	229	WON-LOST	WINNING	LAST 10	STRENGTH OF	OPP. STRENGTH	TEAM	ADJ.	CONF.	ADJ CONF.
Average RPI Loss:	179	RECORD	PCT. RANK	GAMES	SCHEDULE	OF SCHEDULE	RPI	RPI	RPI	RPI
DIV. I ONLY	8- 20	283	1- 0	205	240	295	295	21	21	
DIV. I NON-CONF.	3- 10	278	1- 0	153	219	275	275	20	20	
TOTALS	RPI 1-25	RPI 26-50	W-L RECORDS	RPI 51-100	RPI 101-150	RPI 150+				
8- 20	0- 0	0- 2	OVERALL	0- 4	2- 3	6- 11				
6- 8	0- 0	0- 0	HOME	0- 3	2- 1	4- 4				
1- 12	0- 0	0- 2	AWAY	0- 1	0- 2	1- 7				
1- 0	0- 0	0- 0	NEUTRAL	0- 0	0- 0	1- 0				
3- 10	0- 0	0- 2	NON-CONFERENCE	0- 3	0- 1	3- 4				
1- 5	0- 0	0- 0	HOME	0- 2	0- 1	1- 2				
1- 5	0- 0	0- 2	AWAY	0- 1	0- 0	1- 2				
1- 0	0- 0	0- 0	NEUTRAL	0- 0	0- 0	1- 0				
5- 10	0- 0	0- 0	CONFERENCE	0- 1	2- 2	3- 7				
5- 3	0- 0	0- 0	HOME	0- 1	2- 0	3- 2				
0- 7	0- 0	0- 0	AWAY	0- 0	0- 2	0- 5				
0- 0	0- 0	0- 0	NEUTRAL	0- 0	0- 0	0- 0				

RPI S	Opponent	Score	RPI S	Opponent	Score	RPI S	Opponent	Score	RPI S	Opponent	Score	Team's RPI: 295
38	A California	45 69	53	H Saint Mary's (CA)	55 80	141	A CSUN	65 73				
42	A Southern California	39 82	81	H UC Davis	44 70	141	H CSUN	61 60				
			92	A Pacific	53 69	144	H New Mexico St.	73 81				
			100	H Loyola Marymount	57 70	147	A UC Riverside	60 73				
						147	H UC Riverside	61 44				
						181	A UC Irvine	68 74				
						181	H UC Irvine	71 52				
						194	A UNLV	51 69				
						197	N Dartmouth	62 56				
						232	H California Baptist	64 76				
						234	A San Diego St.	63 58				
						236	A Hawaii	49 72				
						236	H Hawaii	35 47				
						260	A Cal St. Fullerton	62 74				
						260	H Cal St. Fullerton	52 59				
						265	H CSU Bakersfield	48 56				
						271	A Long Beach St.	53 62				
						271	H Long Beach St.	60 54				
						277	A Utah Valley	54 63				
						323	A Cal Poly	67 75				
						323	H Cal Poly	44 42				
						335	H Grand Canyon	66 55				
LAST 12 Division I GAMES:												
197	N Dartmouth	62 56	236	A Hawaii	49 72							
147	H UC Riverside	61 44	141	H CSUN	61 60							
323	H Cal Poly	44 42	81	H UC Davis	44 70							
271	A Long Beach St.	53 62	147	A UC Riverside	60 73							
260	A Cal St. Fullerton	62 74	181	A UC Irvine	68 74							
181	H UC Irvine	71 52	236	H Hawaii	35 47							

Non-Div I Games:

UC Santa Barbara

■ Loss,
■ Non-Conf,
■ S Site,
■ H Home
■ A Away
N Neutral

Average RPI Win:	153	WON-LOST	WINNING	LAST 10	STRENGTH OF	OPP. STRENGTH	TEAM	ADJ.	CONF.	ADJ CONF.
Average RPI Loss:	43	RECORD	PCT. RANK	GAMES	SCHEDULE	OF SCHEDULE	RPI	RPI	RPI	RPI
DIV. I ONLY	24- 5	17	1- 0	52	79	15	15	9	9	
DIV. I NON-CONF.	11- 2	32	0- 0	43	37	13	13	8	8	
TOTALS	RPI 1-25	RPI 26-50	W-L RECORDS	RPI 51-100	RPI 101-150	RPI 150+				
24- 5	0- 3	2- 1	OVERALL	4- 0	6- 0	12- 1				
11- 1	0- 1	1- 0	HOME	3- 0	1- 0	6- 0				
12- 3	0- 1	1- 1	AWAY	1- 0	5- 0	5- 1				
1- 1	0- 1	0- 0	NEUTRAL	0- 0	0- 0	1- 0				
11- 2	0- 1	2- 1	NON-CONFERENCE	1- 0	4- 0	4- 0				
4- 0	0- 0	1- 0	HOME	1- 0	0- 0	2- 0				
6- 1	0- 0	1- 1	AWAY	0- 0	4- 0	1- 0				
1- 1	0- 1	0- 0	NEUTRAL	0- 0	0- 0	1- 0				
13- 3	0- 2	0- 0	CONFERENCE	3- 0	2- 0	8- 1				
7- 1	0- 1	0- 0	HOME	2- 0	1- 0	4- 0				
6- 2	0- 1	0- 0	AWAY	1- 0	1- 0	4- 1				
0- 0	0- 0	0- 0	NEUTRAL	0- 0	0- 0	0- 0				

RPI	S	Opponent	Score	RPI	S	Opponent	Score	RPI	S	Opponent	Score	RPI	S	Opponent	Score
6	A	UConn	57 93	26	A	Central Mich.	68 75	72	H	Cincinnati	56 55	121	A	Pittsburgh	61 58
6	H	UConn	41 78	44	H	Villanova	71 56	92	H	Pacific	64 57	127	A	South Fla.	62 49
10	N	Syracuse	52 57	45	A	Quinnipiac	47 45	98	A	Houston	59 50	127	H	South Fla.	66 63
								98	H	Houston	58 56	135	A	Duquesne	71 63
												136	A	Mercer	76 42
												138	A	Delaware	71 60
												155	H	Temple	62 54
												165	A	Tulane	59 61
												165	H	Tulane	52 42
												167	H	Tulsa	60 44
												169	H	Chattanooga	75 37
												189	A	Stetson	78 55
												191	N	Liberty	53 45
												204	A	East Carolina	61 58
												214	A	SMU	66 54
												214	H	SMU	55 43
												233	A	Memphis	68 55
												254	A	Wichita St.	57 49
												273	H	Richmond	70 48
LAST 12 Division I GAMES:															
				98	A	Houston	59 50					214	A	SMU	66 54
				165	H	Tulane	52 42					127	H	South Fla.	66 63
				155	H	Temple	62 54					98	H	Houston	58 56
				254	A	Wichita St.	57 49					6	A	UConn	57 93
				6	H	UConn	41 78					204	A	East Carolina	61 58
				165	A	Tulane	59 61					214	H	SMU	55 43

Non-Div I Games:

UCF

■ Loss,
■ Non-Conf,
■ S Site,
■ H Home
■ A Away
N Neutral

U
C
L
AU
C
L
A

UCLA

Page 313

U
C
o
n
n

U
C
o
n
n

UConn

Page 314

Average RPI Win:	316	WON-LOST	WINNING	LAST 10	STRENGTH OF	OPP. STRENGTH	TEAM	ADJ.	CONF.	ADJ CONF.
Average RPI Loss:	177	RECORD	PCT. RANK	GAMES	SCHEDULE	OF SCHEDULE	RPI	RPI	RPI	RPI
DIV. I ONLY	3- 26	346	0- 1	279	216	336	336	20	20	
DIV. I NON-CONF.	2- 9	297	0- 0	252	205	312	312	18	18	
TOTALS	RPI 1-25	RPI 26-50	W-L RECORDS	RPI 51-100	RPI 101-150	RPI 150+				
3- 26	0- 1	0- 2	OVERALL	0- 4	0- 5	3- 14				
2- 11	0- 0	0- 2	HOME	0- 2	0- 2	2- 5				
1- 13	0- 1	0- 0	AWAY	0- 2	0- 3	1- 7				
0- 2	0- 0	0- 0	NEUTRAL	0- 0	0- 0	0- 2				
2- 9	0- 1	0- 2	NON-CONFERENCE	0- 0	0- 1	2- 5				
1- 3	0- 0	0- 2	HOME	0- 0	0- 0	1- 1				
1- 4	0- 1	0- 0	AWAY	0- 0	0- 1	1- 2				
0- 2	0- 0	0- 0	NEUTRAL	0- 0	0- 0	0- 2				
1- 17	0- 0	0- 0	CONFERENCE	0- 4	0- 4	1- 9				
1- 8	0- 0	0- 0	HOME	0- 2	0- 2	1- 4				
0- 9	0- 0	0- 0	AWAY	0- 2	0- 2	0- 5				
0- 0	0- 0	0- 0	NEUTRAL	0- 0	0- 0	0- 0				

RPI 1-25				RPI 26-50				RPI 51-100				RPI 101+ Team's RPI: 336			
RPI	S	Opponent	Score	RPI	S	Opponent	Score	RPI	S	Opponent	Score	RPI	S	Opponent	Score
12	A	Marquette	32 96	33	H	UCLA	47 78	68	A	Green Bay	32 62	108	A	Northwestern	44 87
				46	H	Miami (OH)	56 65	68	H	Green Bay	53 77	117	A	Youngstown St.	29 81
								75	A	Wright St.	47 72	117	H	Youngstown St.	59 83
								75	H	Wright St.	46 79	130	A	IUPUI	43 71
												130	H	IUPUI	44 73
												195	A	Milwaukee	53 72
												195	H	Milwaukee	37 48
												208	A	Eastern Mich.	38 52
												212	A	Indiana St.	53 60
												239	A	Northern Ky.	44 78
												239	H	Northern Ky.	49 67
												243	H	Loyola Chicago	60 75
												268	N	Jackson St.	57 72
												280	A	Cleveland St.	53 71
												280	H	Cleveland St.	48 74
												297	N	Fairfield	60 68
												308	A	Oakland	57 74
												308	H	Oakland	69 65
												311	H	Valparaiso	75 65
												329	A	Evansville	62 54
												333	A	Detroit Mercy	45 62
												333	H	Detroit Mercy	36 42
LAST 12 Division I GAMES:															
				68	H	Green Bay	53 77	280	H	Cleveland St.	48 74				
				195	H	Milwaukee	37 48	239	A	Northern Ky.	44 78				
				130	H	IUPUI	44 73	75	A	Wright St.	47 72				
				308	A	Oakland	57 74	195	A	Milwaukee	53 72				
				333	A	Detroit Mercy	45 62	68	A	Green Bay	32 62				
				117	H	Youngstown St.	59 83	130	A	IUPUI	43 71				

Non-Div I Games:

UIC

■ Loss,
■ Non-Conf,
■ S Site,
■ H Home
■ A Away
N Neutral

Average RPI Win:	303	WON-LOST	WINNING	LAST 10	STRENGTH OF	OPP. STRENGTH	TEAM	ADJ.	CONF.	ADJ CONF.
Average RPI Loss:	180	RECORD	PCT. RANK	GAMES	SCHEDULE	OF SCHEDULE	RPI	RPI	RPI	RPI
DIV. I ONLY	7- 19	289	1- 0	292	265	309	309	23	23	
DIV. I NON-CONF.	4- 6	212	0- 0	287	264	265	265	25	25	
TOTALS	RPI 1-25	RPI 26-50	W-L RECORDS	RPI 51-100	RPI 101-150	RPI 150+				
7- 19	0- 1	0- 0	OVERALL	0- 3	0- 5	7- 10				
2- 10	0- 0	0- 0	HOME	0- 1	0- 3	2- 6				
3- 9	0- 1	0- 0	AWAY	0- 2	0- 2	3- 4				
2- 0	0- 0	0- 0	NEUTRAL	0- 0	0- 0	2- 0				
4- 6	0- 1	0- 0	NON-CONFERENCE	0- 1	0- 1	4- 3				
0- 4	0- 0	0- 0	HOME	0- 0	0- 1	0- 3				
2- 2	0- 1	0- 0	AWAY	0- 1	0- 0	2- 0				
2- 0	0- 0	0- 0	NEUTRAL	0- 0	0- 0	2- 0				
3- 13	0- 0	0- 0	CONFERENCE	0- 2	0- 4	3- 7				
2- 6	0- 0	0- 0	HOME	0- 1	0- 2	2- 3				
1- 7	0- 0	0- 0	AWAY	0- 1	0- 2	1- 4				
0- 0	0- 0	0- 0	NEUTRAL	0- 0	0- 0	0- 0				

RPI	S	Opponent	Score	RPI	S	Opponent	Score	RPI	S	Opponent	Score	RPI	S	Opponent	Score	Team's RPI: 309
14	A	Maryland	61 92					57	A	Maine	44 84	110	A	Hartford	47 92	
								57	H	Maine	45 58	110	H	Hartford	52 66	
								78	A	American	42 64	113	H	Towson	62 71	
												137	A	Stony Brook	44 57	
												137	H	Stony Brook	59 70	
												206	H	UMES	67 73	
												226	H	Hofstra	42 45	
												240	H	Mt. St. Mary's	52 65	
												245	A	Albany (NY)	44 64	
												245	H	Albany (NY)	69 60	
												247	A	Binghamton	45 67	
												247	H	Binghamton	46 58	
												278	A	Vermont	50 58	
												278	H	Vermont	44 58	
												304	A	Morgan St.	73 68	
												306	N	UTSA	72 58	
												310	N	Kennesaw St.	57 53	
												313	A	Coppin St.	57 52	
												320	A	UMass Lowell	41 62	
												320	H	UMass Lowell	55 67	
												321	A	New Hampshire	55 47	
												321	H	New Hampshire	64 62	
LAST 12 Division I GAMES:																
321	A	New Hampshire	55 47	57	H	Maine	45 58									
137	H	Stony Brook	59 70	110	A	Hartford	47 92									
245	H	Albany (NY)	69 60	137	A	Stony Brook	44 57									
278	A	Vermont	50 58	321	H	New Hampshire	64 62									
320	A	UMass Lowell	41 62	278	H	Vermont	44 58									
247	H	Binghamton	46 58	245	A	Albany (NY)	44 64									

Non-Div I Games: Notre Dame (MD) 81 43 Eastern 81 42 Gettysburg 65 51

UMBC

Loss, Non-Conf, S Site, H Home A Away N Neutral

Average RPI Win:	291	WON-LOST	WINNING	LAST 10	STRENGTH OF	OPP. STRENGTH	TEAM	ADJ.	CONF.	ADJ CONF.
Average RPI Loss:	181	RECORD	PCT. RANK	GAMES	SCHEDULE	OF SCHEDULE	RPI	RPI	RPI	RPI
DIV. I ONLY	13- 13	172	0- 1	304	309	206	206	32	32	
DIV. I NON-CONF.	2- 9	297	0- 0	227	72	257	257	32	32	
TOTALS	RPI 1-25	RPI 26-50	W-L RECORDS	RPI 51-100	RPI 101-150	RPI 150+				
13- 13	0- 2	0- 1	OVERALL	0- 1	0- 1	13- 8				
5- 3	0- 0	0- 1	HOME	0- 0	0- 0	5- 2				
8- 10	0- 2	0- 0	AWAY	0- 1	0- 1	8- 6				
0- 0	0- 0	0- 0	NEUTRAL	0- 0	0- 0	0- 0				
2- 9	0- 2	0- 1	NON-CONFERENCE	0- 1	0- 1	2- 4				
0- 1	0- 0	0- 1	HOME	0- 0	0- 0	0- 0				
2- 8	0- 2	0- 0	AWAY	0- 1	0- 1	2- 4				
0- 0	0- 0	0- 0	NEUTRAL	0- 0	0- 0	0- 0				
11- 4	0- 0	0- 0	CONFERENCE	0- 0	0- 0	11- 4				
5- 2	0- 0	0- 0	HOME	0- 0	0- 0	5- 2				
6- 2	0- 0	0- 0	AWAY	0- 0	0- 0	6- 2				
0- 0	0- 0	0- 0	NEUTRAL	0- 0	0- 0	0- 0				

RPI 1-25				RPI 26-50				RPI 51-100				RPI 101+ Team's RPI: 206			
RPI	S	Opponent	Score	RPI	S	Opponent	Score	RPI	S	Opponent	Score	RPI	S	Opponent	Score
10	A	Syracuse	51 96	32	H	Buffalo	63 69	73	A	Georgetown	55 74	143	A	Wake Forest	67 78
18	A	Miami (FL)	53 71									196	A	N.C. A&T	58 70
												196	H	N.C. A&T	49 51
												204	A	East Carolina	69 84
												220	A	Howard	80 73
												220	H	Howard	80 72
												222	A	Bethune-Cookman	64 52
												224	A	George Mason	49 70
												240	A	Mt. St. Mary's	86 73
												273	A	Richmond	55 57
												289	A	Norfolk St.	59 43
												290	H	South Carolina St.	63 43
												304	A	Morgan St.	73 68
												304	H	Morgan St.	53 57
												309	A	UMBC	73 67
												313	H	Coppin St.	74 54
												337	A	Delaware St.	62 65
												338	A	Longwood	71 83
												339	A	N.C. Central	69 61
												339	H	N.C. Central	59 49
												346	A	Florida A&M	68 36
												348	H	Savannah St.	78 46
LAST 12 Division I GAMES:															
304	H	Morgan St.	53 57	290	H	South Carolina St.	63 43								
337	A	Delaware St.	62 65	220	A	Howard	80 73								
313	H	Coppin St.	74 54	289	A	Norfolk St.	59 43								
196	A	N.C. A&T	58 70	222	A	Bethune-Cookman	64 52								
339	A	N.C. Central	69 61	346	A	Florida A&M	68 36								
348	H	Savannah St.	78 46	196	H	N.C. A&T	49 51								

Non-Div I Games: Regent 72 16 Cheyney 88 39

UMES

Loss, Non-Conf, S Site, H Home A Away N Neutral

Average RPI Win:	289	WON-LOST	WINNING	LAST 10	STRENGTH OF	OPP. STRENGTH	TEAM	ADJ.	CONF.	ADJ CONF.
Average RPI Loss:	174	RECORD	PCT. RANK	GAMES	SCHEDULE	OF SCHEDULE	RPI	RPI	RPI	RPI
DIV. I ONLY	12- 14	199	0- 1	276	322	237	237	30	30	
DIV. I NON-CONF.	4- 7	228	0- 0	157	227	204	204	30	30	
TOTALS	RPI 1-25	RPI 26-50	W-L RECORDS	RPI 51-100	RPI 101-150	RPI 150+				
12- 14	0- 0	0- 2	OVERALL	0- 0	0- 2	12- 10				
5- 6	0- 0	0- 0	HOME	0- 0	0- 1	5- 5				
7- 8	0- 0	0- 2	AWAY	0- 0	0- 1	7- 5				
0- 0	0- 0	0- 0	NEUTRAL	0- 0	0- 0	0- 0				
4- 7	0- 0	0- 2	NON-CONFERENCE	0- 0	0- 0	4- 5				
2- 2	0- 0	0- 0	HOME	0- 0	0- 0	2- 2				
2- 5	0- 0	0- 2	AWAY	0- 0	0- 0	2- 3				
0- 0	0- 0	0- 0	NEUTRAL	0- 0	0- 0	0- 0				
8- 7	0- 0	0- 0	CONFERENCE	0- 0	0- 2	8- 5				
3- 4	0- 0	0- 0	HOME	0- 0	0- 1	3- 3				
5- 3	0- 0	0- 0	AWAY	0- 0	0- 1	5- 2				
0- 0	0- 0	0- 0	NEUTRAL	0- 0	0- 0	0- 0				

RPI S	Opponent	Score	RPI S	Opponent	Score	RPI S	Opponent	Score	RPI S	Opponent	Score	Team's RPI: 237
28	A Missouri	59 66	35	A Kansas St.	50 61				144	A New Mexico St.	61 68	
									144	H New Mexico St.	86 90	
									157	A Denver	75 92	
									159	A Kansas	55 67	
									161	H Illinois St.	55 62	
									168	H Louisiana Tech	80 70	
									170	A Oral Roberts	64 75	
									224	H George Mason	84 91	
									225	A UTRGV	64 67	
									225	H UTRGV	56 75	
									232	A California Baptist	78 74	
									232	H California Baptist	92 95	
									235	H SIUE	80 75	
									243	A Loyola Chicago	88 74	
									265	A CSU Bakersfield	71 85	
									265	H CSU Bakersfield	57 67	
									277	A Utah Valley	68 64	
									277	H Utah Valley	97 64	
									324	A North Dakota St.	69 59	
									335	A Grand Canyon	65 56	
									335	H Grand Canyon	73 45	
									345	A Seattle U	86 62	
									345	H Seattle U	83 66	
									350	A Chicago St.	111 58	
LAST 12 Division I GAMES:												
225	A UTRGV	64 67	232	H California Baptist	92 95							
144	A New Mexico St.	61 68	225	H UTRGV	56 75							
277	H Utah Valley	97 64	144	H New Mexico St.	86 90							
345	H Seattle U	83 66	345	A Seattle U	86 62							
265	A CSU Bakersfield	71 85	277	A Utah Valley	68 64							
335	A Grand Canyon	65 56	335	H Grand Canyon	73 45							

Non-Div I Games: Peru St. 98 62 Mo.-St. Louis 92 63

UMKC






Loss, Non-Conf, S Site, H Home A Away N Neutral

Average RPI Win: 298	WON-LOST	WINNING	LAST 10	STRENGTH OF	OPP. STRENGTH	TEAM	ADJ.	CONF.	ADJ CONF.
Average RPI Loss: 194	RECORD	PCT. RANK	GAMES	SCHEDULE	OF SCHEDULE	RPI	RPI	RPI	RPI
DIV. I ONLY	6- 22	312	0- 1	287	295	320	320	23	23
DIV. I NON-CONF.	3- 9	271	0- 0	293	336	307	307	25	25
TOTALS	RPI 1-25	RPI 26-50	W-L RECORDS	RPI 51-100	RPI 101-150	RPI 150+			
6- 22	0- 0	0- 0	OVERALL	0- 3	0- 6	6- 13			
3- 9	0- 0	0- 0	HOME	0- 1	0- 3	3- 5			
3- 13	0- 0	0- 0	AWAY	0- 2	0- 3	3- 8			
0- 0	0- 0	0- 0	NEUTRAL	0- 0	0- 0	0- 0			
3- 9	0- 0	0- 0	NON-CONFERENCE	0- 1	0- 2	3- 6			
1- 3	0- 0	0- 0	HOME	0- 0	0- 1	1- 2			
2- 6	0- 0	0- 0	AWAY	0- 1	0- 1	2- 4			
0- 0	0- 0	0- 0	NEUTRAL	0- 0	0- 0	0- 0			
3- 13	0- 0	0- 0	CONFERENCE	0- 2	0- 4	3- 7			
2- 6	0- 0	0- 0	HOME	0- 1	0- 2	2- 3			
1- 7	0- 0	0- 0	AWAY	0- 1	0- 2	1- 4			
0- 0	0- 0	0- 0	NEUTRAL	0- 0	0- 0	0- 0			

RPI 1-25				RPI 26-50				RPI 51-100				RPI 101+ Team's RPI: 320					
RPI	S	Opponent	Score	RPI	S	Opponent	Score	RPI	S	Opponent	Score	RPI	S	Opponent	Score		
								57	A	Maine	45	79	110	A	Hartford	45	69
								57	H	Maine	41	60	110	H	Hartford	44	66
								60	A	Butler	36	89	122	H	Providence	47	71
												128	A	Seton Hall	57	90	
												137	A	Stony Brook	56	76	
												137	H	Stony Brook	47	64	
												184	A	Holy Cross	54	63	
												197	A	Dartmouth	54	70	
												201	A	Massachusetts	62	59	
												203	A	Cornell	54	63	
												245	A	Albany (NY)	56	63	
												245	H	Albany (NY)	53	56	
												247	A	Binghamton	53	58	
												247	H	Binghamton	50	70	
												253	H	Colgate	52	61	
												278	A	Vermont	42	52	
												278	H	Vermont	54	51	
												298	H	Bryant	57	58	
												304	A	Morgan St.	49	61	
												309	A	UMBC	67	55	
												309	H	UMBC	62	41	
												321	A	New Hampshire	46	54	
												321	H	New Hampshire	53	56	
												344	H	Saint Peter's	59	57	
												349	A	LIU Brooklyn	69	64	
LAST 12 Division I GAMES:																	
				57	H	Maine	41	60				321	A	New Hampshire	46	54	
				110	A	Hartford	45	69				278	A	Vermont	42	52	
				247	A	Binghamton	53	58				57	A	Maine	45	79	
				309	H	UMBC	62	41				247	H	Binghamton	50	70	
				245	H	Albany (NY)	53	56				110	H	Hartford	44	66	
				137	H	Stony Brook	47	64				245	A	Albany (NY)	56	63	

Non-Div I Games: Fisher 79 45

UMass Lowell

 Loss,
  Non-Conf,
  S Site,
  H Home
  A Away
 N Neutral

UNC Asheville

Through Games Of March 5, 2019

Average RPI Win:	281	WON-LOST	WINNING	LAST 10	STRENGTH OF	OPP. STRENGTH	TEAM	ADJ.	CONF.	ADJ CONF.
Average RPI Loss:	155	RECORD	PCT. RANK	GAMES	SCHEDULE	OF SCHEDULE	RPI	RPI	RPI	RPI
DIV. I ONLY	15- 12	145	1- 0	267	313	187	187	28	28	
DIV. I NON-CONF.	4- 6	212	0- 0	122	289	191	191	29	29	
TOTALS	RPI 1-25	RPI 26-50	W-L RECORDS	RPI 51-100	RPI 101-150	RPI 150+				
15- 12	0- 0	0- 0	OVERALL	0- 4	1- 2	14- 6				
11- 2	0- 0	0- 0	HOME	0- 1	1- 0	10- 1				
4- 10	0- 0	0- 0	AWAY	0- 3	0- 2	4- 5				
0- 0	0- 0	0- 0	NEUTRAL	0- 0	0- 0	0- 0				
4- 6	0- 0	0- 0	NON-CONFERENCE	0- 2	0- 2	4- 2				
4- 0	0- 0	0- 0	HOME	0- 0	0- 0	4- 0				
0- 6	0- 0	0- 0	AWAY	0- 2	0- 2	0- 2				
0- 0	0- 0	0- 0	NEUTRAL	0- 0	0- 0	0- 0				
11- 6	0- 0	0- 0	CONFERENCE	0- 2	1- 0	10- 4				
7- 2	0- 0	0- 0	HOME	0- 1	1- 0	6- 1				
4- 4	0- 0	0- 0	AWAY	0- 1	0- 0	4- 3				
0- 0	0- 0	0- 0	NEUTRAL	0- 0	0- 0	0- 0				

RPI 1-25				RPI 26-50				RPI 51-100				RPI 101+ Team's RPI: 187					
RPI	S	Opponent	Score	RPI	S	Opponent	Score	RPI	S	Opponent	Score	RPI	S	Opponent	Score		
								63	A	Tennessee	46	73	115	A	Charlotte	53	70
								66	A	Middle Tenn.	46	67	116	H	High Point	67	56
								85	A	Radford	46	60	136	A	Mercer	47	61
								85	H	Radford	44	45	151	H	Davidson	69	56
													154	A	Tennessee Tech	53	60
													202	A	Furman	47	58
													207	H	Hampton	58	61
													209	A	Campbell	48	49
													209	H	Campbell	60	52
													231	H	ETSU	56	55
													249	A	Gardner-Webb	59	69
													267	H	Wofford	60	46
													292	A	Charleston So.	59	70
													292	H	Charleston So.	62	45
													296	A	Winthrop	55	43
													296	H	Winthrop	70	36
													331	A	Presbyterian	52	43
													331	H	Presbyterian	51	45
													338	A	Longwood	68	57
													338	H	Longwood	80	55
													340	A	USC Upstate	93	86
													340	H	USC Upstate	56	53
													341	H	Western Caro.	74	49
LAST 12 Division I GAMES:																	
				292	H	Charleston So.	62	45	209	A	Campbell	48	49				
				85	H	Radford	44	45	292	A	Charleston So.	59	70				
				340	H	USC Upstate	56	53	296	H	Winthrop	70	36				
				338	A	Longwood	68	57	331	A	Presbyterian	52	43				
				296	A	Winthrop	55	43	338	H	Longwood	80	55				
				331	H	Presbyterian	51	45	116	H	High Point	67	56				

Non-Div I Games: Warren Wilson 92 31

UNC Asheville

■ Loss,
 ■ Non-Conf,
 ■ S Site,
 ■ H Home
 ■ A Away
 N Neutral

UNC Greensboro

Through Games Of March 5, 2019

Average RPI Win:	257	WON-LOST	WINNING	LAST 10	STRENGTH OF	OPP. STRENGTH	TEAM	ADJ.	CONF.	ADJ CONF.
Average RPI Loss:	190	RECORD	PCT. RANK	GAMES	SCHEDULE	OF SCHEDULE	RPI	RPI	RPI	RPI
DIV. I ONLY	7- 18	285	0- 1	284	262	307	307	27	27	
DIV. I NON-CONF.	2- 9	297	0- 0	190	235	289	289	24	24	
TOTALS	RPI 1-25	RPI 26-50	W-L RECORDS	RPI 51-100	RPI 101-150	RPI 150+				
7- 18	0- 0	0- 1	OVERALL	0- 0	0- 6	7- 11				
5- 4	0- 0	0- 0	HOME	0- 0	0- 1	5- 3				
1- 13	0- 0	0- 1	AWAY	0- 0	0- 4	1- 8				
1- 1	0- 0	0- 0	NEUTRAL	0- 0	0- 1	1- 0				
2- 9	0- 0	0- 1	NON-CONFERENCE	0- 0	0- 4	2- 4				
1- 1	0- 0	0- 0	HOME	0- 0	0- 0	1- 1				
0- 7	0- 0	0- 1	AWAY	0- 0	0- 3	0- 3				
1- 1	0- 0	0- 0	NEUTRAL	0- 0	0- 1	1- 0				
5- 9	0- 0	0- 0	CONFERENCE	0- 0	0- 2	5- 7				
4- 3	0- 0	0- 0	HOME	0- 0	0- 1	4- 2				
1- 6	0- 0	0- 0	AWAY	0- 0	0- 1	1- 5				
0- 0	0- 0	0- 0	NEUTRAL	0- 0	0- 0	0- 0				

RPI 1-25				RPI 26-50				RPI 51-100				RPI 101+				Team's RPI: 307	
RPI	S	Opponent	Score	RPI	S	Opponent	Score	RPI	S	Opponent	Score	RPI	S	Opponent	Score		
39	A	North Carolina	62 83									116	A	High Point	75 82		
												128	N	Seton Hall	64 71		
												133	A	Georgia St.	63 70		
												136	A	Mercer	73 85		
												136	H	Mercer	58 71		
												149	A	Appalachian St.	65 68		
												169	A	Chattanooga	54 64		
												169	H	Chattanooga	53 49		
												174	H	Coastal Caro.	71 78		
												191	H	Liberty	48 45		
												202	A	Furman	61 64		
												202	H	Furman	49 59		
												208	N	Eastern Mich.	49 44		
												209	A	Campbell	49 53		
												231	A	ETSU	76 85		
												231	H	ETSU	67 72		
												267	A	Wofford	66 93		
												267	H	Wofford	77 61		
												273	A	Richmond	48 59		
LAST 12 Division I GAMES:																	
231	H	ETSU	67 72	267	H	Wofford	77 61	282	H	Samford	55 54	339	A	N.C. Central	57 66		
169	H	Chattanooga	53 49	169	A	Chattanooga	54 64					341	A	Western Caro.	66 42		
341	A	Western Caro.	66 42	231	A	ETSU	76 85					341	H	Western Caro.	71 59		
282	A	Samford	53 57	341	H	Western Caro.	71 59										
136	A	Mercer	73 85	136	H	Mercer	58 71										
202	H	Furman	49 59	282	H	Samford	55 54										

Non-Div I Games: Pfeiffer 92 23 UNC Pembroke 72 32 Lees-McRae 92 36 Young Harris 62 29
 UNC Greensboro

Average RPI Win:	218	WON-LOST	WINNING	LAST 10	STRENGTH OF	OPP. STRENGTH	TEAM	ADJ.	CONF.	ADJ CONF.
Average RPI Loss:	91	RECORD	PCT. RANK	GAMES	SCHEDULE	OF SCHEDULE	RPI	RPI	RPI	RPI
DIV. I ONLY	15- 11	130	1- 0	139	130	119	119	10	10	
DIV. I NON-CONF.	5- 4	139	0- 0	289	245	170	170	10	10	
TOTALS	RPI 1-25	RPI 26-50	W-L RECORDS	RPI 51-100	RPI 101-150	RPI 150+				
15- 11	0- 0	1- 3	OVERALL	0- 3	3- 4	11- 1				
11- 1	0- 0	1- 0	HOME	0- 1	3- 0	7- 0				
4- 10	0- 0	0- 3	AWAY	0- 2	0- 4	4- 1				
0- 0	0- 0	0- 0	NEUTRAL	0- 0	0- 0	0- 0				
5- 4	0- 0	0- 2	NON-CONFERENCE	0- 1	0- 1	5- 0				
3- 0	0- 0	0- 0	HOME	0- 0	0- 0	3- 0				
2- 4	0- 0	0- 2	AWAY	0- 1	0- 1	2- 0				
0- 0	0- 0	0- 0	NEUTRAL	0- 0	0- 0	0- 0				
10- 7	0- 0	1- 1	CONFERENCE	0- 2	3- 3	6- 1				
8- 1	0- 0	1- 0	HOME	0- 1	3- 0	4- 0				
2- 6	0- 0	0- 1	AWAY	0- 1	0- 3	2- 1				
0- 0	0- 0	0- 0	NEUTRAL	0- 0	0- 0	0- 0				

RPI S	Opponent	Score	RPI S	Opponent	Score	RPI S	Opponent	Score	RPI S	Opponent	Score	Team's RPI: 119
31	A James Madison	51 58	80	A Drexel	55 67	109	A Northeastern	54 83				
31	H James Madison	66 63	80	H Drexel	53 65	109	H Northeastern	83 70				
37	A Ohio	72 95	93	A VCU	47 58	113	A Towson	61 82				
39	A North Carolina	55 82				113	H Towson	77 73				
						121	A Pittsburgh	56 60				
						138	A Delaware	53 65				
						138	H Delaware	72 64				
						158	A William & Mary	64 70				
						158	H William & Mary	66 58				
						204	A East Carolina	71 68				
						216	A Elon	75 70				
						216	H Elon	76 51				
						226	A Hofstra	61 51				
						226	H Hofstra	89 54				
						293	H Col. of Charleston	71 49				
						331	H Presbyterian	63 48				
						335	H Grand Canyon	77 55				
						338	H Longwood	35 33				
						339	A N.C. Central	89 82				
LAST 12 Division I GAMES:												
226	A Hofstra	61 51	158	H William & Mary	66 58							
109	A Northeastern	54 83	216	H Elon	76 51							
138	H Delaware	72 64	109	H Northeastern	83 70							
80	H Drexel	53 65	226	H Hofstra	89 54							
31	A James Madison	51 58	80	A Drexel	55 67							
113	A Towson	61 82	138	A Delaware	53 65							

Non-Div I Games: Fayetteville St. 72 54 Belmont Abbey 74 58

UNCW

Loss, Non-Conf, S Site, H Home A Away N Neutral

Average RPI Win:	227	WON-LOST	WINNING	LAST 10	STRENGTH OF	OPP. STRENGTH	TEAM	ADJ.	CONF.	ADJ CONF.
Average RPI Loss:	54	RECORD	PCT. RANK	GAMES	SCHEDULE	OF SCHEDULE	RPI	RPI	RPI	RPI
DIV. I ONLY	17- 10	101	0- 1	115	117	87	87	13	13	
DIV. I NON-CONF.	6- 5	143	0- 1	61	52	69	69	15	15	
TOTALS	RPI 1-25	RPI 26-50	W-L RECORDS	RPI 51-100	RPI 101-150	RPI 150+				
17- 10	0- 4	0- 2	OVERALL	1- 2	2- 1	14- 1				
9- 2	0- 1	0- 0	HOME	1- 1	1- 0	7- 0				
8- 7	0- 3	0- 1	AWAY	0- 1	1- 1	7- 1				
0- 1	0- 0	0- 1	NEUTRAL	0- 0	0- 0	0- 0				
6- 5	0- 2	0- 2	NON-CONFERENCE	1- 0	2- 1	3- 0				
4- 0	0- 0	0- 0	HOME	1- 0	1- 0	2- 0				
2- 4	0- 2	0- 1	AWAY	0- 0	1- 1	1- 0				
0- 1	0- 0	0- 1	NEUTRAL	0- 0	0- 0	0- 0				
11- 5	0- 2	0- 0	CONFERENCE	0- 2	0- 0	11- 1				
5- 2	0- 1	0- 0	HOME	0- 1	0- 0	5- 0				
6- 3	0- 1	0- 0	AWAY	0- 1	0- 0	6- 1				
0- 0	0- 0	0- 0	NEUTRAL	0- 0	0- 0	0- 0				

RPI S	Opponent	Score	RPI S	Opponent	Score	RPI S	Opponent	Score	RPI S	Opponent	Score
9	A Iowa	57 83	35	A Kansas St.	62 72	65	A Missouri St.	48 58	105	A Northern Ill.	59 70
12	A Marquette	61 102	47	N Boise St.	60 61	65	H Missouri St.	58 63	130	A IUPUI	53 40
22	A Drake	61 76				99	H Creighton	65 55	138	H Delaware	79 67
22	H Drake	64 88							156	A Bradley	81 78
									160	A Southern Ill.	76 67
									160	H Southern Ill.	65 53
									161	A Illinois St.	64 66
									212	A Indiana St.	71 51
									212	H Indiana St.	71 63
									238	H North Dakota	64 60
									243	A Loyola Chicago	71 65
									243	H Loyola Chicago	64 52
									271	A Long Beach St.	71 64
									311	A Valparaiso	64 56
									311	H Valparaiso	71 52
									317	H Omaha	79 50
									329	A Evansville	74 46
									329	H Evansville	95 46
LAST 12 Division I GAMES:											
105	A Northern Ill.	59 70	22	A Drake	61 76						
12	A Marquette	61 102	311	A Valparaiso	64 56						
160	A Southern Ill.	76 67	243	A Loyola Chicago	71 65						
65	A Missouri St.	48 58	65	H Missouri St.	58 63						
329	H Evansville	95 46	160	H Southern Ill.	65 53						
212	H Indiana St.	71 63	212	A Indiana St.	71 51						

Non-Div I Games: Minnesota St. 73 56

UNI

Average RPI Win: 240	WON-LOST	WINNING	LAST 10	STRENGTH OF	OPP. STRENGTH	TEAM	ADJ.	CONF.	ADJ CONF.
Average RPI Loss: 118	RECORD	PCT. RANK	GAMES	SCHEDULE	OF SCHEDULE	RPI	RPI	RPI	RPI
DIV. I ONLY	11- 17	234	0- 1	98	161	194	194	15	15
DIV. I NON-CONF.	2- 9	297	0- 1	70	187	272	272	12	12
TOTALS	RPI 1-25	RPI 26-50	W-L RECORDS	RPI 51-100	RPI 101-150	RPI 150+			
11- 17	0- 1	0- 3	OVERALL	1- 6	0- 2	10- 5			
8- 7	0- 1	0- 2	HOME	1- 3	0- 0	7- 1			
3- 10	0- 0	0- 1	AWAY	0- 3	0- 2	3- 4			
0- 0	0- 0	0- 0	NEUTRAL	0- 0	0- 0	0- 0			
2- 9	0- 1	0- 1	NON-CONFERENCE	0- 3	0- 1	2- 3			
2- 5	0- 1	0- 1	HOME	0- 2	0- 0	2- 1			
0- 4	0- 0	0- 0	AWAY	0- 1	0- 1	0- 2			
0- 0	0- 0	0- 0	NEUTRAL	0- 0	0- 0	0- 0			
9- 8	0- 0	0- 2	CONFERENCE	1- 3	0- 1	8- 2			
6- 2	0- 0	0- 1	HOME	1- 1	0- 0	5- 0			
3- 6	0- 0	0- 1	AWAY	0- 2	0- 1	3- 2			
0- 0	0- 0	0- 0	NEUTRAL	0- 0	0- 0	0- 0			

RPI	S	Opponent	Score	RPI	S	Opponent	Score	RPI	S	Opponent	Score	RPI	S	Opponent	Score	Team's RPI: 194
13	H	Gonzaga	59 70	42	H	Southern California	72 86	52	A	New Mexico	77 80	111	A	Fresno St.	55 73	
				47	A	Boise St.	38 53	52	H	New Mexico	66 57	132	A	Portland St.	49 58	
				47	H	Boise St.	57 64	64	A	Wyoming	62 90	176	H	Utah St.	77 56	
								64	H	Wyoming	49 64	181	A	UC Irvine	55 57	
								66	H	Middle Tenn.	62 66	218	H	Florida	56 53	
								75	H	Wright St.	52 68	234	A	San Diego St.	62 49	
								79	A	Duke	38 66	234	H	San Diego St.	71 57	
												236	H	Hawaii	61 66	
												244	A	Nevada	62 70	
												244	H	Nevada	67 58	
												270	A	Colorado St.	49 52	
												290	A	South Carolina St.	49 58	
												294	A	Air Force	62 47	
												294	H	Air Force	66 56	
												295	H	UC Santa Barbara	69 51	
												299	A	San Jose St.	53 43	
												299	H	San Jose St.	74 70	
LAST 12 Division I GAMES:																
290	A	South Carolina St.	49 58	64	H	Wyoming	49 64									
218	H	Florida	56 53	299	H	San Jose St.	74 70									
66	H	Middle Tenn.	62 66	294	A	Air Force	62 47									
47	A	Boise St.	38 53	111	A	Fresno St.	55 73									
244	H	Nevada	67 58	47	H	Boise St.	57 64									
234	A	San Diego St.	62 49	176	H	Utah St.	77 56									

Non-Div I Games:

UNLV

■ Loss,
 ■ Non-Conf,
 ■ S Site,
 ■ Home
 ■ Away
 N Neutral

Average RPI Win:	317	WON-LOST	WINNING	LAST 10	STRENGTH OF	OPP. STRENGTH	TEAM	ADJ.	CONF.	ADJ CONF.
Average RPI Loss:	220	RECORD	PCT. RANK	GAMES	SCHEDULE	OF SCHEDULE	RPI	RPI	RPI	RPI
DIV. I ONLY	4- 20	331	0- 1	332	315	340	340	28	28	
DIV. I NON-CONF.	1- 7	319	0- 0	316	333	335	335	29	29	
TOTALS	RPI 1-25	RPI 26-50	W-L RECORDS	RPI 51-100	RPI 101-150	RPI 150+				
4- 20	0- 0	0- 0	OVERALL	0- 4	0- 1	4- 15				
2- 5	0- 0	0- 0	HOME	0- 1	0- 1	2- 3				
2- 15	0- 0	0- 0	AWAY	0- 3	0- 0	2- 12				
0- 0	0- 0	0- 0	NEUTRAL	0- 0	0- 0	0- 0				
1- 7	0- 0	0- 0	NON-CONFERENCE	0- 2	0- 0	1- 5				
0- 0	0- 0	0- 0	HOME	0- 0	0- 0	0- 0				
1- 7	0- 0	0- 0	AWAY	0- 2	0- 0	1- 5				
0- 0	0- 0	0- 0	NEUTRAL	0- 0	0- 0	0- 0				
3- 13	0- 0	0- 0	CONFERENCE	0- 2	0- 1	3- 10				
2- 5	0- 0	0- 0	HOME	0- 1	0- 1	2- 3				
1- 8	0- 0	0- 0	AWAY	0- 1	0- 0	1- 7				
0- 0	0- 0	0- 0	NEUTRAL	0- 0	0- 0	0- 0				

RPI S	Opponent	Score	RPI S	Opponent	Score	RPI S	Opponent	Score	RPI S	Opponent	Score	Team's RPI: 340
						62	A Virginia Tech	45 96	116	H High Point	61 87	
						83	A Nebraska	64 87	187	A UNC Asheville	53 56	
						85	A Radford	43 55	187	H UNC Asheville	86 93	
						85	H Radford	41 82	202	A Furman	67 78	
									204	A East Carolina	53 63	
									207	A Hampton	43 67	
									209	A Campbell	41 61	
									249	A Gardner-Webb	72 92	
									290	A South Carolina St.	66 71	
									292	A Charleston So.	62 74	
									292	H Charleston So.	75 78	
									296	A Winthrop	76 50	
									296	H Winthrop	58 49	
									317	A Omaha	69 96	
									331	A Presbyterian	54 70	
									331	H Presbyterian	58 66	
									338	A Longwood	58 80	
									338	H Longwood	72 67	
									339	A N.C. Central	82 63	
									341	A Western Caro.	64 68	
LAST 12 Division I GAMES:												
			85	A Radford	43 55		209	A Campbell	41 61			
			296	H Winthrop	58 49		85	H Radford	41 82			
			187	A UNC Asheville	53 56		207	A Hampton	43 67			
			331	H Presbyterian	58 66		338	H Longwood	72 67			
			338	A Longwood	58 80		249	A Gardner-Webb	72 92			
			292	A Charleston So.	62 74		292	H Charleston So.	75 78			

Non-Div I Games: Brevard 71 53 Converse 69 51 UNKNOWN 101 53

USC Upstate

Loss, Non-Conf, S Site, H Home A Away N Neutral

Average RPI Win:	203	WON-LOST	WINNING	LAST 10	STRENGTH OF	OPP. STRENGTH	TEAM	ADJ.	CONF.	ADJ CONF.
Average RPI Loss:	86	RECORD	PCT. RANK	GAMES	SCHEDULE	OF SCHEDULE	RPI	RPI	RPI	RPI
DIV. I ONLY	22- 6	35	1- 0	196	129	77	77	12	12	
DIV. I NON-CONF.	8- 3	72	0- 0	276	140	127	127	14	14	
TOTALS	RPI 1-25	RPI 26-50	W-L RECORDS	RPI 51-100	RPI 101-150	RPI 150+				
22- 6	0- 0	0- 1	OVERALL	2- 3	4- 2	16- 0				
11- 3	0- 0	0- 1	HOME	1- 2	3- 0	7- 0				
11- 3	0- 0	0- 0	AWAY	1- 1	1- 2	9- 0				
0- 0	0- 0	0- 0	NEUTRAL	0- 0	0- 0	0- 0				
8- 3	0- 0	0- 1	NON-CONFERENCE	1- 1	0- 1	7- 0				
3- 2	0- 0	0- 1	HOME	0- 1	0- 0	3- 0				
5- 1	0- 0	0- 0	AWAY	1- 0	0- 1	4- 0				
0- 0	0- 0	0- 0	NEUTRAL	0- 0	0- 0	0- 0				
14- 3	0- 0	0- 0	CONFERENCE	1- 2	4- 1	9- 0				
8- 1	0- 0	0- 0	HOME	1- 1	3- 0	4- 0				
6- 2	0- 0	0- 0	AWAY	0- 1	1- 1	5- 0				
0- 0	0- 0	0- 0	NEUTRAL	0- 0	0- 0	0- 0				

RPI S	Opponent	Score	RPI S	Opponent	Score	RPI S	Opponent	Score	RPI S	Opponent	Score
42	H Southern California	61 73	69	A Little Rock	65 68	104	H South Alabama	72 51			
			69	H Little Rock	61 62	111	A Fresno St.	61 70			
			91	H Troy	88 65	133	A Georgia St.	48 50			
			94	H Arkansas	65 66	133	H Georgia St.	69 45			
			98	A Houston	65 61	149	A Appalachian St.	72 65			
						149	H Appalachian St.	99 94			
						162	H Texas St.	68 53			
						170	A Oral Roberts	80 62			
						174	A Coastal Caro.	67 64			
						174	H Coastal Caro.	79 53			
						180	A Arkansas St.	100 73			
						180	H Arkansas St.	67 62			
						214	A SMU	66 41			
						217	H Grambling	78 54			
						252	A San Francisco	80 73			
						263	A Louisiana	76 61			
						268	H Jackson St.	99 63			
						286	A Ga. Southern	74 53			
						286	H Ga. Southern	81 48			
						301	A Incarnate Word	97 49			
						303	A La.-Monroe	60 56			
						306	H UTSA	53 48			
LAST 12 Division I GAMES:											
91	H Troy	88 65	174	A Coastal Caro.	67 64						
104	H South Alabama	72 51	162	H Texas St.	68 53						
303	A La.-Monroe	60 56	263	A Louisiana	76 61						
180	H Arkansas St.	67 62	133	H Georgia St.	69 45						
69	H Little Rock	61 62	286	H Ga. Southern	81 48						
149	A Appalachian St.	72 65	69	A Little Rock	65 68						

Non-Div I Games:

UT Arlington

■ Loss,
 ■ Non-Conf,
 ■ S Site,
 ■ H Home
 ■ A Away
 N Neutral

Average RPI Win:	246	WON-LOST	WINNING	LAST 10	STRENGTH OF	OPP. STRENGTH	TEAM	ADJ.	CONF.	ADJ CONF.
Average RPI Loss:	142	RECORD	PCT. RANK	GAMES	SCHEDULE	OF SCHEDULE	RPI	RPI	RPI	RPI
DIV. I ONLY	19- 8	63	1- 0	271	227	123	123	22	22	
DIV. I NON-CONF.	6- 3	91	0- 0	253	90	103	103	22	22	
TOTALS	RPI 1-25	RPI 26-50	W-L RECORDS	RPI 51-100	RPI 101-150	RPI 150+				
19- 8	0- 1	0- 0	OVERALL	1- 1	0- 3	18- 3				
12- 1	0- 0	0- 0	HOME	1- 0	0- 0	11- 1				
7- 7	0- 1	0- 0	AWAY	0- 1	0- 3	7- 2				
0- 0	0- 0	0- 0	NEUTRAL	0- 0	0- 0	0- 0				
6- 3	0- 1	0- 0	NON-CONFERENCE	0- 0	0- 2	6- 0				
4- 0	0- 0	0- 0	HOME	0- 0	0- 0	4- 0				
2- 3	0- 1	0- 0	AWAY	0- 0	0- 2	2- 0				
0- 0	0- 0	0- 0	NEUTRAL	0- 0	0- 0	0- 0				
13- 5	0- 0	0- 0	CONFERENCE	1- 1	0- 1	12- 3				
8- 1	0- 0	0- 0	HOME	1- 0	0- 0	7- 1				
5- 4	0- 0	0- 0	AWAY	0- 1	0- 1	5- 2				
0- 0	0- 0	0- 0	NEUTRAL	0- 0	0- 0	0- 0				

RPI 1-25				RPI 26-50				RPI 51-100				RPI 101+ Team's RPI: 123			
RPI	S	Opponent	Score	RPI	S	Opponent	Score	RPI	S	Opponent	Score	RPI	S	Opponent	Score
3	A	Louisville	62 102					58	A	Belmont	86 100	108	A	Northwestern	64 90
								58	H	Belmont	71 68	130	A	IUPUI	72 73
												131	A	Morehead St.	75 85
												154	H	Tennessee Tech	76 80
												160	H	Southern Ill.	95 94
												169	A	Chattanooga	81 79
												180	H	Arkansas St.	97 91
												210	H	Jacksonville St.	77 72
												235	A	SIUE	75 48
												235	H	SIUE	68 55
												241	A	Southeast Mo. St.	80 73
												241	H	Southeast Mo. St.	61 50
												258	A	Austin Peay	59 58
												258	H	Austin Peay	74 65
												259	A	Murray St.	73 76
												259	H	Murray St.	75 67
												282	H	Samford	89 68
												291	A	Eastern Ill.	71 77
												291	H	Eastern Ill.	90 66
												302	A	Tennessee St.	73 61
												302	H	Tennessee St.	83 60
												326	H	Mississippi Val.	110 51
												328	A	Lipscomb	62 53
												332	A	Eastern Ky.	87 61
LAST 12 Division I GAMES:															
302	H	Tennessee St.	83 60	154	H	Tennessee Tech	76 80								
58	H	Belmont	71 68	210	H	Jacksonville St.	77 72								
258	A	Austin Peay	59 58	58	A	Belmont	86 100								
259	A	Murray St.	73 76	302	A	Tennessee St.	73 61								
235	A	SIUE	75 48	235	H	SIUE	68 55								
241	H	Southeast Mo. St.	61 50	291	H	Eastern Ill.	90 66								

Non-Div I Games: Ala.-Huntsville 100 69 Christian Bros. 108 82

UT Martin

Loss, Non-Conf, S Site, H Home A Away N Neutral

Average RPI Win:	297	WON-LOST	WINNING	LAST 10	STRENGTH OF	OPP. STRENGTH	TEAM	ADJ.	CONF.	ADJ CONF.
Average RPI Loss:	138	RECORD	PCT. RANK	GAMES	SCHEDULE	OF SCHEDULE	RPI	RPI	RPI	RPI
DIV. I ONLY	7- 21	298	0- 1	138	220	276	276	14	14	
DIV. I NON-CONF.	3- 10	278	0- 0	170	306	294	294	17	17	
TOTALS	RPI 1-25	RPI 26-50	W-L RECORDS	RPI 51-100	RPI 101-150	RPI 150+				
7- 21	0- 0	0- 1	OVERALL	0- 4	0- 8	7- 8				
3- 11	0- 0	0- 0	HOME	0- 1	0- 5	3- 5				
3- 9	0- 0	0- 1	AWAY	0- 3	0- 2	3- 3				
1- 1	0- 0	0- 0	NEUTRAL	0- 0	0- 1	1- 0				
3- 10	0- 0	0- 0	NON-CONFERENCE	0- 2	0- 4	3- 4				
2- 5	0- 0	0- 0	HOME	0- 0	0- 3	2- 2				
0- 4	0- 0	0- 0	AWAY	0- 2	0- 0	0- 2				
1- 1	0- 0	0- 0	NEUTRAL	0- 0	0- 1	1- 0				
4- 11	0- 0	0- 1	CONFERENCE	0- 2	0- 4	4- 4				
1- 6	0- 0	0- 0	HOME	0- 1	0- 2	1- 3				
3- 5	0- 0	0- 1	AWAY	0- 1	0- 2	3- 1				
0- 0	0- 0	0- 0	NEUTRAL	0- 0	0- 0	0- 0				

U
T
E
PU
T
E
P

RPI 1-25				RPI 26-50				RPI 51-100				RPI 101+				Team's RPI: 276	
RPI	S	Opponent	Score	RPI	S	Opponent	Score	RPI	S	Opponent	Score	RPI	S	Opponent	Score		
				30	A	Rice	42 76	52	A	New Mexico	51 69	101	A	UAB	45 68		
								66	H	Middle Tenn.	49 79	101	H	UAB	48 74		
								89	A	Arizona	40 62	114	H	Western Ky.	61 64		
								96	A	Old Dominion	59 78	115	A	Charlotte	39 62		
												132	H	Portland St.	61 89		
												140	N	Akron	57 64		
												144	H	New Mexico St.	65 69		
												150	H	Abilene Christian	69 70		
												166	H	Nicholls St.	56 58		
												167	A	Tulsa	45 66		
												168	H	Louisiana Tech	64 74		
												178	A	North Texas	51 70		
												180	H	Arkansas St.	66 67		
												185	H	Southern Miss.	63 64		
												199	H	Marshall	60 63		
												228	N	Western Ill.	84 72		
												265	H	CSU Bakersfield	53 47		
												305	A	Fla. Atlantic	70 44		
												306	A	UTSA	73 60		
												306	H	UTSA	77 73		
												315	A	FIU	60 55		
												319	A	Weber St.	63 68		
												351	H	Alcorn	77 51		
LAST 12 Division I GAMES:																	
				101	A	UAB	45 68	114	H	Western Ky.	61 64						
				306	H	UTSA	77 73	199	H	Marshall	60 63						
				185	H	Southern Miss.	63 64	115	A	Charlotte	39 62						
				168	H	Louisiana Tech	64 74	96	A	Old Dominion	59 78						
				315	A	FIU	60 55	66	H	Middle Tenn.	49 79						
				305	A	Fla. Atlantic	70 44	101	H	UAB	48 74						

Non-Div I Games:

UTEP

■ Loss,
 ■ Non-Conf,
 ■ S Site,
 ■ H Home
 ■ A Away
 N Neutral

Average RPI Win: 288	WON-LOST	WINNING	LAST 10	STRENGTH OF	OPP. STRENGTH	TEAM	ADJ.	CONF.	ADJ CONF.
Average RPI Loss: 177	RECORD	PCT. RANK	GAMES	SCHEDULE	OF SCHEDULE	RPI	RPI	RPI	RPI
DIV. I ONLY	14- 12	152	1- 0	308	301	225	225	30	30
DIV. I NON-CONF.	4- 7	228	0- 0	159	158	211	211	30	30
TOTALS	RPI 1-25	RPI 26-50	W-L RECORDS	RPI 51-100	RPI 101-150	RPI 150+			
14- 12	0- 2	0- 1	OVERALL	0- 0	0- 2	14- 7			
8- 5	0- 0	0- 1	HOME	0- 0	0- 1	8- 3			
6- 7	0- 2	0- 0	AWAY	0- 0	0- 1	6- 4			
0- 0	0- 0	0- 0	NEUTRAL	0- 0	0- 0	0- 0			
4- 7	0- 2	0- 1	NON-CONFERENCE	0- 0	0- 0	4- 4			
2- 3	0- 0	0- 1	HOME	0- 0	0- 0	2- 2			
2- 4	0- 2	0- 0	AWAY	0- 0	0- 0	2- 2			
0- 0	0- 0	0- 0	NEUTRAL	0- 0	0- 0	0- 0			
10- 5	0- 0	0- 0	CONFERENCE	0- 0	0- 2	10- 3			
6- 2	0- 0	0- 0	HOME	0- 0	0- 1	6- 1			
4- 3	0- 0	0- 0	AWAY	0- 0	0- 1	4- 2			
0- 0	0- 0	0- 0	NEUTRAL	0- 0	0- 0	0- 0			

RPI 1-25				RPI 26-50				RPI 51-100				RPI 101+ Team's RPI: 225			
RPI	S	Opponent	Score	RPI	S	Opponent	Score	RPI	S	Opponent	Score	RPI	S	Opponent	Score
2	A	Baylor	37 98	27	H	Texas	66 81					144	A	New Mexico St.	63 71
16	A	Texas A&M	61 84									144	H	New Mexico St.	67 70
												198	H	Prairie View	57 50
												201	A	Massachusetts	70 74
												205	H	Texas Southern	55 69
												232	H	California Baptist	60 56
												237	A	UMKC	75 56
												237	H	UMKC	67 64
												256	A	A&M-Corpus Christi	70 57
												256	H	A&M-Corpus Christi	49 59
												263	H	Louisiana	75 60
												265	A	CSU Bakersfield	63 68
												265	H	CSU Bakersfield	64 56
												277	A	Utah Valley	57 72
												277	H	Utah Valley	55 57
												279	A	Canisius	57 53
												306	A	UTSA	58 61
												335	A	Grand Canyon	66 50
												335	H	Grand Canyon	49 42
												345	A	Seattle U	74 70
												345	H	Seattle U	69 56
												350	A	Chicago St.	71 55
												350	H	Chicago St.	84 38
LAST 12 Division I GAMES:															
				237	H	UMKC	67 64					335	H	Grand Canyon	49 42
				350	H	Chicago St.	84 38					237	A	UMKC	75 56
				144	H	New Mexico St.	67 70					350	A	Chicago St.	71 55
				277	A	Utah Valley	57 72					144	A	New Mexico St.	63 71
				345	A	Seattle U	74 70					345	H	Seattle U	69 56
				265	H	CSU Bakersfield	64 56					277	H	Utah Valley	55 57

Non-Div I Games: Texas Lutheran 82 38 UNKNOWN 74 43

UTRGV

Loss, Non-Conf, S Site, H Home A Away N Neutral

Average RPI Win:	232	WON-LOST	WINNING	LAST 10	STRENGTH OF	OPP. STRENGTH	TEAM	ADJ.	CONF.	ADJ CONF.
Average RPI Loss:	164	RECORD	PCT. RANK	GAMES	SCHEDULE	OF SCHEDULE	RPI	RPI	RPI	RPI
DIV. I ONLY	5- 20	319	0- 1	184	166	306	306	14	14	
DIV. I NON-CONF.	3- 7	256	0- 0	209	234	293	293	17	17	
TOTALS	RPI 1-25	RPI 26-50	W-L RECORDS	RPI 51-100	RPI 101-150	RPI 150+				
5- 20	0- 0	0- 2	OVERALL	0- 3	0- 5	5- 10				
4- 9	0- 0	0- 0	HOME	0- 1	0- 3	4- 5				
1- 10	0- 0	0- 2	AWAY	0- 2	0- 2	1- 4				
0- 1	0- 0	0- 0	NEUTRAL	0- 0	0- 0	0- 1				
3- 7	0- 0	0- 1	NON-CONFERENCE	0- 1	0- 2	3- 3				
3- 3	0- 0	0- 0	HOME	0- 0	0- 1	3- 2				
0- 3	0- 0	0- 1	AWAY	0- 1	0- 1	0- 0				
0- 1	0- 0	0- 0	NEUTRAL	0- 0	0- 0	0- 1				
2- 13	0- 0	0- 1	CONFERENCE	0- 2	0- 3	2- 7				
1- 6	0- 0	0- 0	HOME	0- 1	0- 2	1- 3				
1- 7	0- 0	0- 1	AWAY	0- 1	0- 1	1- 4				
0- 0	0- 0	0- 0	NEUTRAL	0- 0	0- 0	0- 0				

RPI S	Opponent	Score	RPI S	Opponent	Score	RPI S	Opponent	Score	RPI S	Opponent	Score	Team's RPI: 306
27	A Texas	54 98	66	H Middle Tenn.	52 72	101	H UAB	42 59	114	H Western Ky.	62 81	
30	A Rice	54 85	77	A UT Arlington	48 53	115	A Charlotte	54 66	128	A Seton Hall	53 84	
			96	A Old Dominion	47 72	130	H IUPUI	50 58	162	H Texas St.	60 68	
						168	H Louisiana Tech	70 68	176	H Utah St.	56 62	
						178	A North Texas	57 54	185	A Southern Miss.	39 72	
						185	H Southern Miss.	45 70	199	H Marshall	72 79	
						225	H UTRGV	61 58	269	H San Diego	87 77	
						276	A UTEP	73 77	276	H UTEP	60 73	
						305	A Fla. Atlantic	70 86	309	N UMBC	58 72	
						315	A FIU	40 51	319	H Weber St.	66 59	
LAST 12 Division I GAMES:												
185	A Southern Miss.	39 72	199	H Marshall	72 79	114	H Western Ky.	62 81	96	A Old Dominion	47 72	
276	A UTEP	73 77	115	A Charlotte	54 66	101	H UAB	42 59	66	H Middle Tenn.	52 72	
168	H Louisiana Tech	70 68	101	H UAB	42 59	66	H Middle Tenn.	52 72				
185	H Southern Miss.	45 70										
305	A Fla. Atlantic	70 86										
315	A FIU	40 51										

Non-Div I Games: Concordia (TX) 78 51 Tex. A&M-Kingsville 86 55

UTSA

Loss, Non-Conf, S Site, H Home A Away N Neutral

Utah

Through Games Of March 5, 2019

Average RPI Win:	175	WON-LOST	WINNING	LAST 10	STRENGTH OF	OPP. STRENGTH	TEAM	ADJ.	CONF.	ADJ CONF.
Average RPI Loss:	34	RECORD	PCT. RANK	GAMES	SCHEDULE	OF SCHEDULE	RPI	RPI	RPI	RPI
DIV. I ONLY	20- 9	71	1- 0	146	23	76	76	2	2	
DIV. I NON-CONF.	11- 0	1	1- 0	313	169	65	65	2	2	
TOTALS	RPI 1-25	RPI 26-50	W-L RECORDS	RPI 51-100	RPI 101-150	RPI 150+				
20- 9	1- 4	2- 4	OVERALL	1- 1	1- 0	15- 0				
13- 3	1- 1	2- 2	HOME	1- 0	1- 0	8- 0				
5- 6	0- 3	0- 2	AWAY	0- 1	0- 0	5- 0				
2- 0	0- 0	0- 0	NEUTRAL	0- 0	0- 0	2- 0				
11- 0	0- 0	1- 0	NON-CONFERENCE	0- 0	1- 0	9- 0				
7- 0	0- 0	1- 0	HOME	0- 0	1- 0	5- 0				
2- 0	0- 0	0- 0	AWAY	0- 0	0- 0	2- 0				
2- 0	0- 0	0- 0	NEUTRAL	0- 0	0- 0	2- 0				
9- 9	1- 4	1- 4	CONFERENCE	1- 1	0- 0	6- 0				
6- 3	1- 1	1- 2	HOME	1- 0	0- 0	3- 0				
3- 6	0- 3	0- 2	AWAY	0- 1	0- 0	3- 0				
0- 0	0- 0	0- 0	NEUTRAL	0- 0	0- 0	0- 0				

RPI	S	Opponent	Score	RPI	S	Opponent	Score	RPI	S	Opponent	Score	RPI	S	Opponent	Score
4	H	Stanford	75 68	33	A	UCLA	60 76	89	A	Arizona	55 66	112	H	Idaho St.	74 60
5	A	Oregon	65 87	33	H	UCLA	90 100	89	H	Arizona	80 64	152	A	Washington St.	72 68
19	A	Oregon St.	63 71	34	H	BYU	78 67					152	H	Washington St.	75 67
20	A	Arizona St.	58 60	38	H	California	87 74					153	H	Alabama	72 62
20	H	Arizona St.	63 65	42	A	Southern California	77 83					164	A	Washington	58 43
				42	H	Southern California	80 84					164	H	Washington	88 56
												172	A	Colorado	76 61
												172	H	Colorado	78 59
												179	A	Eastern Wash.	95 51
												218	N	Florida	74 58
												236	N	Hawaii	73 48
												244	A	Nevada	74 52
												271	H	Long Beach St.	82 59
												277	H	Utah Valley	85 47
												319	H	Weber St.	77 56
												345	H	Seattle U	89 62
LAST 12 Division I GAMES:															
236	N	Hawaii	73 48	89	A	Arizona	55 66	33	H	UCLA	90 100	42	H	Southern California	80 84
42	A	Southern California	77 83	19	A	Oregon St.	63 71	5	A	Oregon	65 87	4	H	Stanford	75 68
33	A	UCLA	60 76												
152	H	Washington St.	75 67												
164	H	Washington	88 56												
20	A	Arizona St.	58 60												

Non-Div I Games:

Utah

■ Loss,
 ■ Non-Conf,
 ■ S Site,
 ■ H Home
 ■ A Away
 N Neutral

Average RPI Win:	227	WON-LOST	WINNING	LAST 10	STRENGTH OF	OPP. STRENGTH	TEAM	ADJ.	CONF.	ADJ CONF.
Average RPI Loss:	130	RECORD	PCT. RANK	GAMES	SCHEDULE	OF SCHEDULE	RPI	RPI	RPI	RPI
DIV. I ONLY	14- 14	172	1- 0	207	103	176	176	15	15	
DIV. I NON-CONF.	4- 6	212	0- 0	212	28	207	207	12	12	
TOTALS	RPI 1-25	RPI 26-50	W-L RECORDS	RPI 51-100	RPI 101-150	RPI 150+				
14- 14	0- 1	1- 2	OVERALL	1- 3	0- 2	12- 6				
7- 6	0- 1	1- 1	HOME	1- 1	0- 1	5- 2				
7- 6	0- 0	0- 0	AWAY	0- 2	0- 1	7- 3				
0- 2	0- 0	0- 1	NEUTRAL	0- 0	0- 0	0- 1				
4- 6	0- 1	0- 2	NON-CONFERENCE	0- 0	0- 0	4- 3				
1- 3	0- 1	0- 1	HOME	0- 0	0- 0	1- 1				
3- 1	0- 0	0- 0	AWAY	0- 0	0- 0	3- 1				
0- 2	0- 0	0- 1	NEUTRAL	0- 0	0- 0	0- 1				
10- 8	0- 0	1- 0	CONFERENCE	1- 3	0- 2	8- 3				
6- 3	0- 0	1- 0	HOME	1- 1	0- 1	4- 1				
4- 5	0- 0	0- 0	AWAY	0- 2	0- 1	4- 2				
0- 0	0- 0	0- 0	NEUTRAL	0- 0	0- 0	0- 0				

RPI	S	Opponent	Score	RPI	S	Opponent	Score	RPI	S	Opponent	Score	RPI	S	Opponent	Score	Team's RPI: 176
5	H	Oregon	58 88	34	H	BYU	57 62	52	A	New Mexico	56 74	111	A	Fresno St.	59 70	
				42	N	Southern California	46 55	52	H	New Mexico	64 68	111	H	Fresno St.	53 64	
				47	H	Boise St.	81 68	64	A	Wyoming	35 53	152	A	Washington St.	72 61	
								64	H	Wyoming	50 42	172	N	Colorado	68 78	
												175	A	Portland	54 61	
												178	A	North Texas	57 41	
												194	A	UNLV	56 77	
												234	A	San Diego St.	65 52	
												234	H	San Diego St.	54 56	
												244	A	Nevada	71 59	
												244	H	Nevada	79 76	
												270	A	Colorado St.	72 53	
												270	H	Colorado St.	70 59	
												271	H	Long Beach St.	48 50	
												277	H	Utah Valley	67 62	
												294	A	Air Force	48 44	
												294	H	Air Force	64 55	
												299	A	San Jose St.	59 68	
												299	H	San Jose St.	82 49	
												306	A	UTSA	62 56	
LAST 12 Division I GAMES:																
				270	H	Colorado St.	70 59	64	A	Wyoming	35 53					
				244	A	Nevada	71 59	234	H	San Diego St.	54 56					
				234	A	San Diego St.	65 52	111	H	Fresno St.	53 64					
				47	H	Boise St.	81 68	194	A	UNLV	56 77					
				52	A	New Mexico	56 74	299	A	San Jose St.	59 68					
				294	H	Air Force	64 55	52	H	New Mexico	64 68					

Non-Div I Games: Northern N.M. 106 35

Utah St.

■ Loss,
 ■ Non-Conf, S Site,
 ■ Home
 ■ Away
 N Neutral

Utah Valley

Through Games Of March 5, 2019

Average RPI Win:	291	WON-LOST	WINNING	LAST 10	STRENGTH OF	OPP. STRENGTH	TEAM	ADJ.	CONF.	ADJ CONF.
Average RPI Loss:	180	RECORD	PCT. RANK	GAMES	SCHEDULE	OF SCHEDULE	RPI	RPI	RPI	RPI
DIV. I ONLY	11- 13	203	0- 1	316	311	277	277	30	30	
DIV. I NON-CONF.	3- 7	256	0- 0	241	215	292	292	30	30	
TOTALS	RPI 1-25	RPI 26-50	W-L RECORDS	RPI 51-100	RPI 101-150	RPI 150+				
11- 13	0- 0	0- 1	OVERALL	0- 1	1- 3	10- 8				
8- 5	0- 0	0- 1	HOME	0- 0	1- 1	7- 3				
3- 8	0- 0	0- 0	AWAY	0- 1	0- 2	3- 5				
0- 0	0- 0	0- 0	NEUTRAL	0- 0	0- 0	0- 0				
3- 7	0- 0	0- 1	NON-CONFERENCE	0- 1	1- 1	2- 4				
3- 2	0- 0	0- 1	HOME	0- 0	1- 0	2- 1				
0- 5	0- 0	0- 0	AWAY	0- 1	0- 1	0- 3				
0- 0	0- 0	0- 0	NEUTRAL	0- 0	0- 0	0- 0				
8- 6	0- 0	0- 0	CONFERENCE	0- 0	0- 2	8- 4				
5- 3	0- 0	0- 0	HOME	0- 0	0- 1	5- 2				
3- 3	0- 0	0- 0	AWAY	0- 0	0- 1	3- 2				
0- 0	0- 0	0- 0	NEUTRAL	0- 0	0- 0	0- 0				

RPI 1-25			RPI 26-50			RPI 51-100			RPI 101+ Team's RPI: 277		
RPI	S	Opponent	Score	RPI	S	Opponent	Score	RPI	S	Opponent	Score
				34	H	BYU	51 77	76	A	Utah	47 85
								112	A	Idaho St.	68 80
								144	A	New Mexico St.	52 58
								144	H	New Mexico St.	63 72
								147	H	UC Riverside	56 53
								175	H	Portland	60 65
								176	A	Utah St.	62 67
								225	A	UTRGV	57 55
								225	H	UTRGV	72 57
								232	A	California Baptist	54 83
								232	H	California Baptist	74 92
								237	A	UMKC	64 97
								237	H	UMKC	64 68
								260	A	Cal St. Fullerton	55 56
								265	H	CSU Bakersfield	78 70
								283	A	Southern Utah	59 60
								295	H	UC Santa Barbara	63 54
								319	H	Weber St.	65 59
								335	H	Grand Canyon	57 46
								345	A	Seattle U	58 55
								345	H	Seattle U	63 56
								350	A	Chicago St.	70 65
								350	H	Chicago St.	76 61
LAST 12 Division I GAMES:											
232	H	California Baptist	74 92	232	A	California Baptist	54 83				
237	A	UMKC	64 97	350	H	Chicago St.	76 61				
350	A	Chicago St.	70 65	237	H	UMKC	64 68				
225	H	UTRGV	72 57	144	A	New Mexico St.	52 58				
144	H	New Mexico St.	63 72	225	A	UTRGV	57 55				
345	H	Seattle U	63 56	345	A	Seattle U	58 55				

Non-Div I Games: Ottawa (AZ) 90 61 La Verne 86 79 Arizona Christian 76 68

Utah Valley

Loss, Non-Conf, S Site, H Home A Away N Neutral

V
C
U

V
C
U

VCU

Page 334

Valparaiso

Through Games Of March 5, 2019

Average RPI Win:	285	WON-LOST	WINNING	LAST 10	STRENGTH OF	OPP. STRENGTH	TEAM	ADJ.	CONF.	ADJ CONF.
Average RPI Loss:	162	RECORD	PCT. RANK	GAMES	SCHEDULE	OF SCHEDULE	RPI	RPI	RPI	RPI
DIV. I ONLY	6- 23	315	0- 1	245	210	311	311	13	13	
DIV. I NON-CONF.	4- 8	241	0- 0	332	314	329	329	15	15	
TOTALS	RPI 1-25	RPI 26-50	W-L RECORDS	RPI 51-100	RPI 101-150	RPI 150+				
6- 23	0- 2	0- 1	OVERALL	0- 5	0- 1	6- 14				
3- 11	0- 1	0- 1	HOME	0- 3	0- 0	3- 6				
2- 12	0- 1	0- 0	AWAY	0- 2	0- 1	2- 8				
1- 0	0- 0	0- 0	NEUTRAL	0- 0	0- 0	1- 0				
4- 8	0- 0	0- 1	NON-CONFERENCE	0- 1	0- 1	4- 5				
1- 5	0- 0	0- 1	HOME	0- 1	0- 0	1- 3				
2- 3	0- 0	0- 0	AWAY	0- 0	0- 1	2- 2				
1- 0	0- 0	0- 0	NEUTRAL	0- 0	0- 0	1- 0				
2- 15	0- 2	0- 0	CONFERENCE	0- 4	0- 0	2- 9				
2- 6	0- 1	0- 0	HOME	0- 2	0- 0	2- 3				
0- 9	0- 1	0- 0	AWAY	0- 2	0- 0	0- 6				
0- 0	0- 0	0- 0	NEUTRAL	0- 0	0- 0	0- 0				

RPI	S	Opponent	Score	RPI	S	Opponent	Score	RPI	S	Opponent	Score	RPI	S	Opponent	Score	Team's RPI: 311
22	A	Drake	53 84	46	H	Miami (OH)	47 68	65	A	Missouri St.	63 108	131	A	Morehead St.	62 68	
22	H	Drake	62 88					65	H	Missouri St.	58 77	156	A	Bradley	76 87	
								82	H	Toledo	59 65	156	H	Bradley	76 73	
								87	A	UNI	52 71	160	A	Southern Ill.	65 87	
								87	H	UNI	56 64	160	H	Southern Ill.	47 58	
												161	A	Illinois St.	53 74	
												161	H	Illinois St.	67 70	
												211	A	Illinois	54 73	
												212	A	Indiana St.	59 67	
												212	H	Indiana St.	82 86	
												221	H	Bowling Green	72 79	
												238	H	North Dakota	56 62	
												243	A	Loyola Chicago	54 80	
												247	N	St. Francis Brooklyn	78 76	
												291	H	Eastern Ill.	62 60	
												324	H	North Dakota St.	48 51	
												329	A	Evansville	65 77	
												329	H	Evansville	93 49	
												334	A	Purdue Fort Wayne	68 64	
												336	A	UIC	65 75	
												350	A	Chicago St.	76 70	
LAST 12 Division I GAMES:																
161	A	Illinois St.	53 74	87	H	UNI	56 64	22	H	Drake	62 88	161	H	Illinois St.	67 70	
156	A	Bradley	76 87	156	H	Bradley	76 73	65	A	Missouri St.	63 108	156	H	Bradley	76 73	
160	H	Southern Ill.	47 58	160	A	Southern Ill.	65 87	65	A	Missouri St.	63 108	160	A	Southern Ill.	65 87	
65	H	Missouri St.	58 77	160	A	Southern Ill.	65 87	65	A	Missouri St.	63 108	160	A	Southern Ill.	65 87	
212	A	Indiana St.	59 67	160	A	Southern Ill.	65 87	65	A	Missouri St.	63 108	160	A	Southern Ill.	65 87	
329	A	Evansville	65 77	160	A	Southern Ill.	65 87	65	A	Missouri St.	63 108	160	A	Southern Ill.	65 87	

Non-Div I Games:

Valparaiso

■ Loss,
 ■ Non-Conf,
 ■ S Site,
 ■ Home
 ■ A Away
 N Neutral

Vanderbilt

Through Games Of March 5, 2019

Average RPI Win:	240	WON-LOST	WINNING	LAST 10	STRENGTH OF	OPP. STRENGTH	TEAM	ADJ.	CONF.	ADJ CONF.
Average RPI Loss:	69	RECORD	PCT. RANK	GAMES	SCHEDULE	OF SCHEDULE	RPI	RPI	RPI	RPI
DIV. I ONLY	7- 22	303	0- 1	43	44	193	193	5	5	
DIV. I NON-CONF.	5- 8	224	0- 0	76	71	181	181	5	5	
TOTALS	RPI 1-25	RPI 26-50	W-L RECORDS	RPI 51-100	RPI 101-150	RPI 150+				
7- 22	0- 8	0- 4	OVERALL	1- 5	0- 1	6- 4				
5- 9	0- 1	0- 2	HOME	0- 2	0- 1	5- 3				
2- 10	0- 5	0- 2	AWAY	1- 2	0- 0	1- 1				
0- 3	0- 2	0- 0	NEUTRAL	0- 1	0- 0	0- 0				
5- 8	0- 3	0- 2	NON-CONFERENCE	0- 2	0- 0	5- 1				
4- 2	0- 0	0- 1	HOME	0- 0	0- 0	4- 1				
1- 3	0- 1	0- 1	AWAY	0- 1	0- 0	1- 0				
0- 3	0- 2	0- 0	NEUTRAL	0- 1	0- 0	0- 0				
2- 14	0- 5	0- 2	CONFERENCE	1- 3	0- 1	1- 3				
1- 7	0- 1	0- 1	HOME	0- 2	0- 1	1- 2				
1- 7	0- 4	0- 1	AWAY	1- 1	0- 0	0- 1				
0- 0	0- 0	0- 0	NEUTRAL	0- 0	0- 0	0- 0				

RPI 1-25				RPI 26-50				RPI 51-100				RPI 101+ Team's RPI: 193			
RPI	S	Opponent	Score	RPI	S	Opponent	Score	RPI	S	Opponent	Score	RPI	S	Opponent	Score
6	N	UConn	42 80	26	H	Central Mich.	57 66	63	A	Tennessee	76 69	103	H	Georgia	64 71
7	A	NC State	54 74	28	A	Missouri	46 69	63	H	Tennessee	65 82	153	H	Alabama	65 84
8	A	Mississippi St.	70 86	35	A	Kansas St.	61 72	66	A	Middle Tenn.	58 65	182	H	North Ala.	71 74
16	A	Texas A&M	53 69	48	H	Auburn	70 72	70	H	LSU	68 79	218	H	Florida	66 78
16	H	Texas A&M	43 50					94	A	Arkansas	62 83	219	A	Ole Miss	60 65
17	A	South Carolina	69 80					99	N	Creighton	55 75	219	H	Ole Miss	80 68
18	N	Miami (FL)	65 90									223	A	Ball St.	60 43
21	A	Kentucky	55 77									258	H	Austin Peay	99 70
LAST 12 Division I GAMES:															
218	H	Florida	66 78	28	A	Missouri	46 69	63	H	Tennessee	65 82	16	A	Texas A&M	53 69
63	A	Tennessee	76 69	8	A	Mississippi St.	70 86	17	A	South Carolina	69 80	17	A	South Carolina	69 80
153	H	Alabama	65 84	70	H	LSU	68 79	219	H	Ole Miss	80 68	219	H	Ole Miss	80 68
70	H	LSU	68 79	219	A	Ole Miss	60 65	48	H	Auburn	70 72	48	H	Auburn	70 72

Non-Div I Games:

Vanderbilt

Loss, Non-Conf, S Site, H Home A Away N Neutral

Vermont

Through Games Of March 5, 2019

Average RPI Win: 289	WON-LOST	WINNING	LAST 10	STRENGTH OF	OPP. STRENGTH	TEAM	ADJ.	CONF.	ADJ CONF.
Average RPI Loss: 166	RECORD	PCT. RANK	GAMES	SCHEDULE	OF SCHEDULE	RPI	RPI	RPI	RPI
DIV. I ONLY	10- 17	247	0- 1	256	283	278	278	23	23
DIV. I NON-CONF.	3- 8	267	0- 1	238	301	298	298	25	25
TOTALS	RPI 1-25	RPI 26-50	W-L RECORDS	RPI 51-100	RPI 101-150	RPI 150+			
10- 17	0- 0	0- 0	OVERALL	0- 3	0- 6	10- 8			
6- 9	0- 0	0- 0	HOME	0- 2	0- 3	6- 4			
4- 8	0- 0	0- 0	AWAY	0- 1	0- 3	4- 4			
0- 0	0- 0	0- 0	NEUTRAL	0- 0	0- 0	0- 0			
3- 8	0- 0	0- 0	NON-CONFERENCE	0- 1	0- 2	3- 5			
2- 5	0- 0	0- 0	HOME	0- 1	0- 1	2- 3			
1- 3	0- 0	0- 0	AWAY	0- 0	0- 1	1- 2			
0- 0	0- 0	0- 0	NEUTRAL	0- 0	0- 0	0- 0			
7- 9	0- 0	0- 0	CONFERENCE	0- 2	0- 4	7- 3			
4- 4	0- 0	0- 0	HOME	0- 1	0- 2	4- 1			
3- 5	0- 0	0- 0	AWAY	0- 1	0- 2	3- 2			
0- 0	0- 0	0- 0	NEUTRAL	0- 0	0- 0	0- 0			

RPI S	Opponent	Score	RPI S	Opponent	Score	RPI S	Opponent	Score	RPI S	Opponent	Score	Team's RPI: 278
57	A Maine	45 66	57	H Maine	51 63	80	H Drexel	44 60	110	A Hartford	32 61	
									110	H Hartford	48 76	
									125	H Yale	55 58	
									127	A South Fla.	55 102	
									137	A Stony Brook	48 58	
									137	H Stony Brook	61 67	
									159	A Kansas	36 77	
									171	H Rider	54 49	
									184	H Holy Cross	40 65	
									197	H Dartmouth	42 66	
									245	A Albany (NY)	40 65	
									245	H Albany (NY)	52 39	
									247	A Binghamton	58 57	
									247	H Binghamton	50 59	
									257	H Rhode Island	58 61	
									279	A Canisius	46 67	
									309	A UMBC	58 44	
									309	H UMBC	58 50	
									312	H Wagner	56 54	
									320	A UMass Lowell	51 54	
									320	H UMass Lowell	52 42	
									321	A New Hampshire	51 50	
									321	H New Hampshire	69 60	
									330	A NJIT	71 63	
LAST 12 Division I GAMES:												
80	H Drexel	44 60	245	A Albany (NY)	40 65							
137	A Stony Brook	48 58	57	A Maine	45 66							
247	H Binghamton	50 59	320	H UMass Lowell	52 42							
309	H UMBC	58 50	137	H Stony Brook	61 67							
110	H Hartford	48 76	309	A UMBC	58 44							
321	A New Hampshire	51 50	247	A Binghamton	58 57							

Non-Div I Games: Norwich 78 28

Vermont

Loss, Non-Conf, S Site, H Home A Away N Neutral

Average RPI Win: 140	WON-LOST	WINNING	LAST 10	STRENGTH OF	OPP. STRENGTH	TEAM	ADJ.	CONF.	ADJ CONF.
Average RPI Loss: 53	RECORD	PCT. RANK	GAMES	SCHEDULE	OF SCHEDULE	RPI	RPI	RPI	RPI
DIV. I ONLY	18- 11	106	0- 1	41	57	44	44	6	6
DIV. I NON-CONF.	9- 2	43	0- 0	52	69	20	20	4	4
TOTALS	RPI 1-25	RPI 26-50	W-L RECORDS	RPI 51-100	RPI 101-150	RPI 150+			
18- 11	0- 5	0- 0	OVERALL	5- 4	7- 2	6- 0			
10- 4	0- 2	0- 0	HOME	3- 1	4- 1	3- 0			
8- 6	0- 3	0- 0	AWAY	2- 2	3- 1	3- 0			
0- 1	0- 0	0- 0	NEUTRAL	0- 1	0- 0	0- 0			
9- 2	0- 1	0- 0	NON-CONFERENCE	2- 1	3- 0	4- 0			
5- 0	0- 0	0- 0	HOME	1- 0	2- 0	2- 0			
4- 1	0- 1	0- 0	AWAY	1- 0	1- 0	2- 0			
0- 1	0- 0	0- 0	NEUTRAL	0- 1	0- 0	0- 0			
9- 9	0- 4	0- 0	CONFERENCE	3- 3	4- 2	2- 0			
5- 4	0- 2	0- 0	HOME	2- 1	2- 1	1- 0			
4- 5	0- 2	0- 0	AWAY	1- 2	2- 1	1- 0			
0- 0	0- 0	0- 0	NEUTRAL	0- 0	0- 0	0- 0			

RPI S	Opponent	Score	RPI S	Opponent	Score	RPI S	Opponent	Score	RPI S	Opponent	Score
12	A Marquette	55 93				55	H Princeton	67 46	103	H Georgia	62 56
12	H Marquette	55 91				60	A Butler	60 62	110	H Hartford	59 41
15	A UCF	56 71				60	H Butler	55 63	118	A St. John's (NY)	73 57
24	A DePaul	70 93				61	A Penn	58 50	118	H St. John's (NY)	62 66
24	H DePaul	59 66				62	N Virginia Tech	59 61	122	A Providence	61 67
						73	A Georgetown	63 68	122	H Providence	53 33
						73	H Georgetown	91 43	128	A Seton Hall	70 66
						99	A Creighton	54 52	128	H Seton Hall	73 68
						99	H Creighton	67 62	139	A Lehigh	70 48
									155	H Temple	76 68
									200	A Xavier	68 63
									200	H Xavier	75 71
									215	A George Washington	60 45
									229	A Saint Joseph's	47 35
									281	H La Salle	81 68
LAST 12 Division I GAMES:											
60	A Butler	60 62	24	A DePaul	70 93						
200	A Xavier	68 63	99	H Creighton	67 62						
128	H Seton Hall	73 68	122	H Providence	53 33						
118	H St. John's (NY)	62 66	118	A St. John's (NY)	73 57						
73	H Georgetown	91 43	128	A Seton Hall	70 66						
12	A Marquette	55 93	73	A Georgetown	63 68						

Non-Div I Games:

Villanova

■ Loss,
 ■ Non-Conf,
 ■ S Site,
 ■ H Home
 ■ A Away
 N Neutral

Virginia

Through Games Of March 5, 2019

Average RPI Win:	124	WON-LOST	WINNING	LAST 10	STRENGTH OF	OPP. STRENGTH	TEAM	ADJ.	CONF.	ADJ CONF.
Average RPI Loss:	49	RECORD	PCT. RANK	GAMES	SCHEDULE	OF SCHEDULE	RPI	RPI	RPI	RPI
DIV. I ONLY	11- 18	241	0- 1	2	13	95	95	1	1	
DIV. I NON-CONF.	6- 7	172	0- 0	20	66	106	106	1	1	
TOTALS	RPI 1-25	RPI 26-50	W-L RECORDS	RPI 51-100	RPI 101-150	RPI 150+				
11- 18	0- 9	0- 3	OVERALL	5- 3	4- 1	2- 2				
8- 8	0- 4	0- 1	HOME	4- 1	2- 1	2- 1				
2- 9	0- 5	0- 2	AWAY	1- 2	1- 0	0- 0				
1- 1	0- 0	0- 0	NEUTRAL	0- 0	1- 0	0- 1				
6- 7	0- 2	0- 2	NON-CONFERENCE	2- 1	2- 0	2- 2				
4- 4	0- 1	0- 1	HOME	1- 1	1- 0	2- 1				
1- 2	0- 1	0- 1	AWAY	1- 0	0- 0	0- 0				
1- 1	0- 0	0- 0	NEUTRAL	0- 0	1- 0	0- 1				
5- 11	0- 7	0- 1	CONFERENCE	3- 2	2- 1	0- 0				
4- 4	0- 3	0- 0	HOME	3- 0	1- 1	0- 0				
1- 7	0- 4	0- 1	AWAY	0- 2	1- 0	0- 0				
0- 0	0- 0	0- 0	NEUTRAL	0- 0	0- 0	0- 0				

RPI 1-25				RPI 26-50				RPI 51-100				RPI 101+			
RPI	S	Opponent	Score	RPI	S	Opponent	Score	RPI	S	Opponent	Score	RPI	S	Opponent	Score
1	A	Notre Dame	66 103	26	H	Central Mich.	61 74	54	H	Georgia Tech	53 45	115	H	Charlotte	65 61
3	A	Louisville	43 91	39	A	North Carolina	53 70	56	A	Clemson	65 71	121	A	Pittsburgh	74 57
3	H	Louisville	49 71	41	A	Michigan St.	66 91	62	A	Virginia Tech	45 63	124	H	Boston College	79 77
7	H	NC State	38 66					62	H	Virginia Tech	62 58	127	N	South Fla.	74 67
8	H	Mississippi St.	44 72					78	H	American	57 54	143	H	Wake Forest	42 52
10	A	Syracuse	68 72					79	H	Duke	53 47	153	N	Alabama	52 64
18	A	Miami (FL)	59 72					85	H	Radford	44 57	177	H	Saint Louis	65 67
21	A	Kentucky	51 63					96	A	Old Dominion	73 67	196	H	N.C. A&T	67 57
23	H	Florida St.	61 63									313	H	Coppin St.	55 41
LAST 12 Division I GAMES:															
				1	A	Notre Dame	66 103	124	H	Boston College	79 77				
				62	A	Virginia Tech	45 63	18	A	Miami (FL)	59 72				
				54	H	Georgia Tech	53 45	10	A	Syracuse	68 72				
				3	H	Louisville	49 71	143	H	Wake Forest	42 52				
				39	A	North Carolina	53 70	121	A	Pittsburgh	74 57				
				79	H	Duke	53 47	3	A	Louisville	43 91				

Non-Div I Games:

Virginia

■ Loss,
■ Non-Conf,
■ S Site,
■ H Home
■ A Away
N Neutral

Average RPI Win: 158		WON-LOST	WINNING	LAST 10	STRENGTH OF	OPP. STRENGTH	TEAM	ADJ.	CONF.	ADJ CONF.
Average RPI Loss: 31		RECORD	PCT. RANK	GAMES	SCHEDULE	OF SCHEDULE	RPI	RPI	RPI	RPI
DIV. I ONLY		19- 10	90	1- 0	74	16	62	62	1	1
DIV. I NON-CONF.		13- 0	1	0- 0	240	142	31	31	1	1
TOTALS		RPI 1-25	RPI 26-50		W-L RECORDS		RPI 51-100	RPI 101-150	RPI 150+	
19- 10	2- 6	1- 1		OVERALL		4- 3	4- 0		8- 0	
11- 5	2- 4	0- 1		HOME		2- 0	1- 0		6- 0	
4- 5	0- 2	0- 0		AWAY		1- 3	2- 0		1- 0	
4- 0	0- 0	1- 0		NEUTRAL		1- 0	1- 0		1- 0	
13- 0	1- 0	1- 0		NON-CONFERENCE		2- 0	1- 0		8- 0	
8- 0	1- 0	0- 0		HOME		1- 0	0- 0		6- 0	
1- 0	0- 0	0- 0		AWAY		0- 0	0- 0		1- 0	
4- 0	0- 0	1- 0		NEUTRAL		1- 0	1- 0		1- 0	
6- 10	1- 6	0- 1		CONFERENCE		2- 3	3- 0		0- 0	
3- 5	1- 4	0- 1		HOME		1- 0	1- 0		0- 0	
3- 5	0- 2	0- 0		AWAY		1- 3	2- 0		0- 0	
0- 0	0- 0	0- 0		NEUTRAL		0- 0	0- 0		0- 0	

RPI 1-25				RPI 26-50				RPI 51-100				Team's RPI: 62				RPI 101+			
RPI	S	Opponent	Score	RPI	S	Opponent	Score	RPI	S	Opponent	Score	RPI	S	Opponent	Score	RPI	S	Opponent	Score
1	H	Notre Dame	51 80	39	H	North Carolina	69 81	54	A	Georgia Tech	68 76	120	N	Dayton	69 57				
3	H	Louisville	63 72	44	N	Villanova	61 59	56	A	Clemson	66 73	121	A	Pittsburgh	74 58				
7	A	NC State	61 70					79	A	Duke	64 57	124	A	Boston College	95 86				
10	H	Syracuse	73 75					85	H	Radford	55 44	143	H	Wake Forest	69 57				
18	A	Miami (FL)	61 68					86	N	Ohio St.	81 73	169	H	Chattanooga	74 59				
18	H	Miami (FL)	73 65					95	A	Virginia	58 62	191	A	Liberty	72 61				
23	H	Florida St.	54 56					95	H	Virginia	63 45	230	H	Monmouth	82 49				
25	H	Rutgers	67 51									240	H	Mt. St. Mary's	83 51				
												273	N	Richmond	85 57				
												286	H	Ga. Southern	78 49				
												338	H	Longwood	93 39				
												340	H	USC Upstate	96 45				
LAST 12 Division I GAMES:																			
143	H	Wake Forest	69 57	3	H	Louisville	63 72												
95	H	Virginia	63 45	124	A	Boston College	95 86												
56	A	Clemson	66 73	121	A	Pittsburgh	74 58												
18	H	Miami (FL)	73 65	23	H	Florida St.	54 56												
54	A	Georgia Tech	68 76	39	H	North Carolina	69 81												
79	A	Duke	64 57	7	A	NC State	61 70												

Non-Div I Games:

Virginia Tech

Loss, Non-Conf, S Site, H Home A Away N Neutral

W
a
g
n
e
rW
a
g
n
e
r

Wagner

Page 341

W
a
g
n
e
r

Wagner
RPI S Opponent Score

Through Games Of March 5, 2019

RPI	S	Opponent	Score
349	H	LIU Brooklyn	72 62

W
a
g
n
e
r

Wagner

Wake Forest

Through Games Of March 5, 2019

Average RPI Win:	167	WON-LOST	WINNING	LAST 10	STRENGTH OF	OPP. STRENGTH	TEAM	ADJ.	CONF.	ADJ CONF.
Average RPI Loss:	65	RECORD	PCT. RANK	GAMES	SCHEDULE	OF SCHEDULE	RPI	RPI	RPI	RPI
DIV. I ONLY	10- 19	261	0- 1	17	54	143	143	1	1	
DIV. I NON-CONF.	9- 4	85	0- 0	62	292	80	80	1	1	
TOTALS	RPI 1-25	RPI 26-50	W-L RECORDS	RPI 51-100	RPI 101-150	RPI 150+				
10- 19	0- 7	1- 2	OVERALL	1- 6	4- 2	4- 2				
7- 10	0- 3	1- 1	HOME	0- 3	3- 2	3- 1				
2- 9	0- 4	0- 1	AWAY	1- 3	1- 0	0- 1				
1- 0	0- 0	0- 0	NEUTRAL	0- 0	0- 0	1- 0				
9- 4	0- 0	1- 1	NON-CONFERENCE	0- 1	4- 0	4- 2				
7- 2	0- 0	1- 1	HOME	0- 0	3- 0	3- 1				
1- 2	0- 0	0- 0	AWAY	0- 1	1- 0	0- 1				
1- 0	0- 0	0- 0	NEUTRAL	0- 0	0- 0	1- 0				
1- 15	0- 7	0- 1	CONFERENCE	1- 5	0- 2	0- 0				
0- 8	0- 3	0- 0	HOME	0- 3	0- 2	0- 0				
1- 7	0- 4	0- 1	AWAY	1- 2	0- 0	0- 0				
0- 0	0- 0	0- 0	NEUTRAL	0- 0	0- 0	0- 0				

RPI S Opponent	Score	RPI S Opponent	Score	RPI S Opponent	Score	RPI S Opponent	Score	Team's RPI: 143
1 A Notre Dame	48 78	31 H James Madison	50 49	54 H Georgia Tech	46 60	113 H Towson	60 53	
3 H Louisville	49 73	39 A North Carolina	61 84	56 H Clemson	53 69	115 A Charlotte	69 43	
7 A NC State	46 80	49 H Indiana	73 87	62 A Virginia Tech	57 69	118 H St. John's (NY)	64 59	
7 H NC State	50 59			79 A Duke	52 66	121 H Pittsburgh	64 70	
10 A Syracuse	57 77			79 H Duke	44 55	124 H Boston College	64 65	
18 H Miami (FL)	57 72			93 A VCU	40 53	136 H Mercer	69 54	
23 A Florida St.	61 85			95 A Virginia	52 42	200 H Xavier	50 62	
						204 A East Carolina	61 70	
						206 H UMES	78 67	
						273 H Richmond	62 48	
						289 H Norfolk St.	63 61	
						290 N South Carolina St.	58 44	
LAST 12 Division I GAMES:								
62 A Virginia Tech	57 69	56 H Clemson	53 69					
121 H Pittsburgh	64 70	23 A Florida St.	61 85					
79 H Duke	44 55	7 H NC State	50 59					
7 A NC State	46 80	95 A Virginia	52 42					
10 A Syracuse	57 77	79 A Duke	52 66					
54 H Georgia Tech	46 60	3 H Louisville	49 73					

Non-Div I Games:

Wake Forest

■ Loss,
 ■ Non-Conf,
 ■ S Site,
 ■ H Home
 ■ A Away
 N Neutral

Washington

Through Games Of March 5, 2019

Average RPI Win:	196	WON-LOST	WINNING	LAST 10	STRENGTH OF	OPP. STRENGTH	TEAM	ADJ.	CONF.	ADJ CONF.
Average RPI Loss:	56	RECORD	PCT. RANK	GAMES	SCHEDULE	OF SCHEDULE	RPI	RPI	RPI	RPI
DIV. I ONLY	9- 20	271	0- 1	24	51	164	164	2	2	
DIV. I NON-CONF.	7- 5	132	0- 1	88	179	130	130	2	2	
TOTALS	RPI 1-25	RPI 26-50	W-L RECORDS	RPI 51-100	RPI 101-150	RPI 150+				
9- 20	0- 7	0- 6	OVERALL	2- 3	0- 1	7- 3				
6- 9	0- 4	0- 2	HOME	1- 2	0- 0	5- 1				
2- 9	0- 3	0- 3	AWAY	0- 1	0- 0	2- 2				
1- 2	0- 0	0- 1	NEUTRAL	1- 0	0- 1	0- 0				
7- 5	0- 1	0- 2	NON-CONFERENCE	2- 0	0- 1	5- 1				
5- 2	0- 1	0- 1	HOME	1- 0	0- 0	4- 0				
1- 1	0- 0	0- 0	AWAY	0- 0	0- 0	1- 1				
1- 2	0- 0	0- 1	NEUTRAL	1- 0	0- 1	0- 0				
2- 15	0- 6	0- 4	CONFERENCE	0- 3	0- 0	2- 2				
1- 7	0- 3	0- 1	HOME	0- 2	0- 0	1- 1				
1- 8	0- 3	0- 3	AWAY	0- 1	0- 0	1- 1				
0- 0	0- 0	0- 0	NEUTRAL	0- 0	0- 0	0- 0				

RPI	S	Opponent	Score	RPI	S	Opponent	Score	RPI	S	Opponent	Score	RPI	S	Opponent	Score	Team's RPI: 164
4	A	Stanford	54 91	33	A	UCLA	60 76	76	A	Utah	56 88	102	N	Fordham	57 65	
4	H	Stanford	53 72	38	A	California	70 79	76	H	Utah	43 58	152	A	Washington St.	61 94	
5	A	Oregon	71 84	38	H	California	65 71	79	N	Duke	71 64	152	H	Washington St.	76 79	
5	H	Oregon	57 76	42	A	Southern California	57 82	86	H	Ohio St.	69 59	165	A	Tulane	51 63	
8	H	Mississippi St.	56 103	43	N	Michigan	73 80	89	H	Arizona	59 69	172	A	Colorado	60 46	
19	A	Oregon St.	67 78	47	H	Boise St.	69 73					172	H	Colorado	68 58	
19	H	Oregon St.	39 86									188	H	Montana	69 54	
												224	H	George Mason	81 52	
												242	H	Northern Ariz.	81 59	
												260	H	Cal St. Fullerton	83 74	
												345	A	Seattle U	69 58	
LAST 12 Division I GAMES:																
47	H	Boise St.	69 73	76	A	Utah	56 88									
43	N	Michigan	73 80	152	A	Washington St.	61 94									
102	N	Fordham	57 65	89	H	Arizona	59 69									
4	H	Stanford	53 72	33	A	UCLA	60 76									
38	H	California	65 71	42	A	Southern California	57 82									
172	A	Colorado	60 46	5	H	Oregon	57 76									

Non-Div I Games:

Washington

■ Loss,
 ■ Non-Conf,
 ■ S Site,
 ■ H Home
 ■ A Away
 N Neutral

Average RPI Win:	159	WON-LOST	WINNING	LAST 10	STRENGTH OF	OPP. STRENGTH	TEAM	ADJ.	CONF.	ADJ CONF.
Average RPI Loss:	59	RECORD	PCT. RANK	GAMES	SCHEDULE	OF SCHEDULE	RPI	RPI	RPI	RPI
DIV. I ONLY	9- 20	271	1- 0	16	29	152	152	2	2	
DIV. I NON-CONF.	5- 6	177	1- 0	71	112	164	164	2	2	
TOTALS	RPI 1-25	RPI 26-50	W-L RECORDS	RPI 51-100	RPI 101-150	RPI 150+				
9- 20	0- 8	1- 4	OVERALL	2- 4	0- 1	6- 3				
6- 9	0- 4	1- 1	HOME	2- 3	0- 0	3- 1				
1- 10	0- 4	0- 3	AWAY	0- 1	0- 1	1- 1				
2- 1	0- 0	0- 0	NEUTRAL	0- 0	0- 0	2- 1				
5- 6	0- 1	1- 0	NON-CONFERENCE	1- 2	0- 1	3- 2				
3- 3	0- 0	1- 0	HOME	1- 2	0- 0	1- 1				
0- 2	0- 1	0- 0	AWAY	0- 0	0- 1	0- 0				
2- 1	0- 0	0- 0	NEUTRAL	0- 0	0- 0	2- 1				
4- 14	0- 7	0- 4	CONFERENCE	1- 2	0- 0	3- 1				
3- 6	0- 4	0- 1	HOME	1- 1	0- 0	2- 0				
1- 8	0- 3	0- 3	AWAY	0- 1	0- 0	1- 1				
0- 0	0- 0	0- 0	NEUTRAL	0- 0	0- 0	0- 0				

RPI 1-25				RPI 26-50				RPI 51-100				RPI 101+ Team's RPI: 152			
RPI	S	Opponent	Score	RPI	S	Opponent	Score	RPI	S	Opponent	Score	RPI	S	Opponent	Score
4	A	Stanford	64 85	33	A	UCLA	56 83	53	H	Saint Mary's (CA)	64 70	141	A	CSUN	52 65
4	H	Stanford	42 67	38	A	California	63 77	76	A	Utah	67 75	159	N	Kansas	63 71
5	A	Oregon	58 98	38	H	California	58 80	76	H	Utah	68 72	164	A	Washington	79 76
5	H	Oregon	64 79	42	A	Southern California	73 81	81	H	UC Davis	62 75	164	H	Washington	94 61
13	A	Gonzaga	53 76	47	H	Boise St.	95 71	83	H	Nebraska	87 84	172	A	Colorado	61 72
19	A	Oregon St.	69 76					89	H	Arizona	90 88	172	H	Colorado	74 48
19	H	Oregon St.	35 52									176	H	Utah St.	61 72
20	H	Arizona St.	46 61									210	N	Jacksonville St.	64 51
												252	H	San Francisco	91 61
												254	N	Wichita St.	85 59
LAST 12 Division I GAMES:															
254	N	Wichita St.	85 59	164	H	Washington	94 61								
210	N	Jacksonville St.	64 51	89	H	Arizona	90 88								
38	H	California	58 80	20	H	Arizona St.	46 61								
4	H	Stanford	42 67	42	A	Southern California	73 81								
76	A	Utah	67 75	33	A	UCLA	56 83								
172	A	Colorado	61 72	19	H	Oregon St.	35 52								

Non-Div I Games:

Washington St.

■ Loss,
 ■ Non-Conf,
 ■ S Site,
 ■ H Home
 ■ A Away
 N Neutral

Average RPI Win:	242	WON-LOST	WINNING	LAST 10	STRENGTH OF	OPP. STRENGTH	TEAM	ADJ.	CONF.	ADJ CONF.
Average RPI Loss:	172	RECORD	PCT. RANK	GAMES	SCHEDULE	OF SCHEDULE	RPI	RPI	RPI	RPI
DIV. I ONLY	4- 23	334	0- 0	229	193	319	319	16	16	
DIV. I NON-CONF.	2- 7	288	0- 0	270	239	308	308	13	13	
TOTALS	RPI 1-25	RPI 26-50	W-L RECORDS	RPI 51-100	RPI 101-150	RPI 150+				
4- 23	0- 0	0- 0	OVERALL	0- 3	1- 9	3- 11				
2- 11	0- 0	0- 0	HOME	0- 1	0- 5	2- 5				
2- 11	0- 0	0- 0	AWAY	0- 1	1- 4	1- 6				
0- 1	0- 0	0- 0	NEUTRAL	0- 1	0- 0	0- 0				
2- 7	0- 0	0- 0	NON-CONFERENCE	0- 2	0- 2	2- 3				
1- 2	0- 0	0- 0	HOME	0- 0	0- 1	1- 1				
1- 4	0- 0	0- 0	AWAY	0- 1	0- 1	1- 2				
0- 1	0- 0	0- 0	NEUTRAL	0- 1	0- 0	0- 0				
2- 16	0- 0	0- 0	CONFERENCE	0- 1	1- 7	1- 8				
1- 9	0- 0	0- 0	HOME	0- 1	0- 4	1- 4				
1- 7	0- 0	0- 0	AWAY	0- 0	1- 3	0- 4				
0- 0	0- 0	0- 0	NEUTRAL	0- 0	0- 0	0- 0				

RPI 1-25			RPI 26-50			RPI 51-100				RPI 101+			Team's RPI: 319				
RPI	S	Opponent	Score	RPI	S	Opponent	Score	RPI	S	Opponent	Score	RPI	S	Opponent	Score		
								67	H	Idaho	74	79	106	A	Pepperdine	47	68
								76	A	Utah	56	77	107	A	Northern Colo.	55	54
								93	N	VCU	36	64	107	H	Northern Colo.	61	75
													112	A	Idaho St.	57	84
													112	H	Idaho St.	57	70
													132	A	Portland St.	38	65
													132	H	Portland St.	59	77
													142	A	Montana St.	59	72
													142	H	Montana St.	59	66
													147	H	UC Riverside	39	71
													175	H	Portland	73	89
													179	H	Eastern Wash.	58	64
													188	A	Montana	56	64
													188	H	Montana	60	72
													242	A	Northern Ariz.	64	74
													242	H	Northern Ariz.	64	75
													255	A	Sacramento St.	62	77
													255	H	Sacramento St.	69	78
													276	H	UTEP	68	63
													277	A	Utah Valley	59	65
													283	A	Southern Utah	79	84
													283	H	Southern Utah	67	66
													301	A	Incarnate Word	72	64
													306	A	UTSA	59	66
LAST 12 Division I GAMES:																	
				107	H	Northern Colo.	61	75		283	H	Southern Utah	67	66			
				112	A	Idaho St.	57	84		255	A	Sacramento St.	62	77			
				255	H	Sacramento St.	69	78		132	A	Portland St.	38	65			
				142	A	Montana St.	59	72		188	H	Montana	60	72			
				188	A	Montana	56	64		142	H	Montana St.	59	66			
				242	H	Northern Ariz.	64	75		107	A	Northern Colo.	55	54			

Non-Div I Games: La Verne 105 43

Weber St.

West Virginia

Through Games Of March 5, 2019

Average RPI Win:	177	WON-LOST	WINNING	LAST 10	STRENGTH OF	OPP. STRENGTH	TEAM	ADJ.	CONF.	ADJ CONF.
Average RPI Loss:	34	RECORD	PCT. RANK	GAMES	SCHEDULE	OF SCHEDULE	RPI	RPI	RPI	RPI
DIV. I ONLY	20- 9	71	1- 0	117	22	71	71	3	3	
DIV. I NON-CONF.	9- 2	43	1- 0	336	127	185	185	3	3	
TOTALS	RPI 1-25	RPI 26-50	W-L RECORDS	RPI 51-100	RPI 101-150	RPI 150+				
20- 9	1- 4	2- 3	OVERALL	1- 1	7- 1	9- 0				
13- 4	1- 1	1- 2	HOME	1- 0	3- 1	7- 0				
6- 4	0- 2	1- 1	AWAY	0- 1	4- 0	1- 0				
1- 1	0- 1	0- 0	NEUTRAL	0- 0	0- 0	1- 0				
9- 2	0- 1	0- 1	NON-CONFERENCE	0- 0	2- 0	7- 0				
7- 1	0- 0	0- 1	HOME	0- 0	1- 0	6- 0				
1- 0	0- 0	0- 0	AWAY	0- 0	1- 0	0- 0				
1- 1	0- 1	0- 0	NEUTRAL	0- 0	0- 0	1- 0				
11- 7	1- 3	2- 2	CONFERENCE	1- 1	5- 1	2- 0				
6- 3	1- 1	1- 1	HOME	1- 0	2- 1	1- 0				
5- 4	0- 2	1- 1	AWAY	0- 1	3- 0	1- 0				
0- 0	0- 0	0- 0	NEUTRAL	0- 0	0- 0	0- 0				

RPI	S	Opponent	Score	RPI	S	Opponent	Score	RPI	S	Opponent	Score	RPI	S	Opponent	Score
2	A	Baylor	47 79	27	A	Texas	64 58	51	A	TCU	48 62	113	H	Towson	90 43
2	H	Baylor	57 63	27	H	Texas	58 70	51	H	TCU	79 65	121	A	Pittsburgh	77 43
9	N	Iowa	81 84	28	H	Missouri	51 68					129	A	Oklahoma St.	77 54
11	A	Iowa St.	61 77	35	A	Kansas St.	79 90					129	H	Oklahoma St.	67 58
11	H	Iowa St.	73 64	35	H	Kansas St.	60 30					145	A	Oklahoma	66 55
												145	H	Oklahoma	69 80
												146	A	Texas Tech	75 72
												146	H	Texas Tech	68 65
												159	A	Kansas	75 61
												159	H	Kansas	71 50
												264	H	Niagara	84 32
												298	H	Bryant	94 48
												304	H	Morgan St.	72 37
												313	H	Coppin St.	78 37
												330	H	NJIT	95 50
												332	H	Eastern Ky.	78 29
												332	N	Eastern Ky.	81 39
LAST 12 Division I GAMES:															
332	N	Eastern Ky.	81 39	51	H	TCU	79 65								
2	H	Baylor	57 63	146	A	Texas Tech	75 72								
159	A	Kansas	75 61	11	A	Iowa St.	61 77								
35	A	Kansas St.	79 90	159	H	Kansas	71 50								
145	H	Oklahoma	69 80	27	A	Texas	64 58								
129	A	Oklahoma St.	77 54	35	H	Kansas St.	60 30								

Non-Div I Games:

West Virginia

■ Loss,
 ■ Non-Conf,
 ■ S Site,
 ■ H Home
 ■ A Away
 N Neutral

Average RPI Win:	318	WON-LOST	WINNING	LAST 10	STRENGTH OF	OPP. STRENGTH	TEAM	ADJ.	CONF.	ADJ CONF.
Average RPI Loss:	209	RECORD	PCT. RANK	GAMES	SCHEDULE	OF SCHEDULE	RPI	RPI	RPI	RPI
DIV. I ONLY	2- 25	348	0- 1	255	320	341	341	27	27	
DIV. I NON-CONF.	2- 11	316	0- 0	154	346	300	300	24	24	
TOTALS	RPI 1-25	RPI 26-50	W-L RECORDS	RPI 51-100	RPI 101-150	RPI 150+				
2- 25	0- 1	0- 0	OVERALL	0- 1	0- 2	2- 21				
1- 11	0- 0	0- 0	HOME	0- 0	0- 1	1- 10				
1- 13	0- 1	0- 0	AWAY	0- 1	0- 1	1- 10				
0- 1	0- 0	0- 0	NEUTRAL	0- 0	0- 0	0- 1				
2- 11	0- 1	0- 0	NON-CONFERENCE	0- 1	0- 0	2- 9				
1- 4	0- 0	0- 0	HOME	0- 0	0- 0	1- 4				
1- 6	0- 1	0- 0	AWAY	0- 1	0- 0	1- 4				
0- 1	0- 0	0- 0	NEUTRAL	0- 0	0- 0	0- 1				
0- 14	0- 0	0- 0	CONFERENCE	0- 0	0- 2	0- 12				
0- 7	0- 0	0- 0	HOME	0- 0	0- 1	0- 6				
0- 7	0- 0	0- 0	AWAY	0- 0	0- 1	0- 6				
0- 0	0- 0	0- 0	NEUTRAL	0- 0	0- 0	0- 0				

RPI 1-25				RPI 26-50				RPI 51-100				RPI 101+ Team's RPI: 341			
RPI	S	Opponent	Score	RPI	S	Opponent	Score	RPI	S	Opponent	Score	RPI	S	Opponent	Score
21	A	Kentucky	39 99					54	A	Georgia Tech	49 84	136	A	Mercer	55 71
												136	H	Mercer	67 69
												154	A	Tennessee Tech	58 77
												169	A	Chattanooga	58 72
												169	H	Chattanooga	50 65
												174	A	Coastal Caro.	59 77
												182	N	North Ala.	66 89
												187	A	UNC Asheville	49 74
												196	H	N.C. A&T	51 69
												202	A	Furman	55 65
												202	H	Furman	28 53
												209	H	Campbell	37 63
												231	A	ETSU	80 88
												231	H	ETSU	41 72
												249	H	Gardner-Webb	52 62
												267	A	Wofford	65 91
												267	H	Wofford	55 63
												282	A	Samford	43 58
												282	H	Samford	42 75
												290	H	South Carolina St.	39 54
												296	A	Winthrop	65 57
												307	A	UNC Greensboro	59 71
												307	H	UNC Greensboro	42 66
												330	A	NJIT	71 79
												340	H	USC Upstate	68 64
LAST 12 Division I GAMES:															
169	H	Chattanooga	50 65	202	H	Furman	28 53								
231	H	ETSU	41 72	231	A	ETSU	80 88								
307	H	UNC Greensboro	42 66	169	A	Chattanooga	58 72								
136	A	Mercer	55 71	307	A	UNC Greensboro	59 71								
282	A	Samford	43 58	282	H	Samford	42 75								
267	H	Wofford	55 63	136	H	Mercer	67 69								

Non-Div I Games: North Greenville 71 44 Young Harris 63 54

Western Caro.

Loss, Non-Conf, S Site, H Home A Away N Neutral

Average RPI Win:	272	WON-LOST	WINNING	LAST 10	STRENGTH OF	OPP. STRENGTH	TEAM	ADJ.	CONF.	ADJ CONF.
Average RPI Loss:	130	RECORD	PCT. RANK	GAMES	SCHEDULE	OF SCHEDULE	RPI	RPI	RPI	RPI
DIV. I ONLY	10- 17	247	0- 1	155	225	228	228	19	19	
DIV. I NON-CONF.	2- 9	297	0- 0	92	203	264	264	19	19	
TOTALS	RPI 1-25	RPI 26-50	W-L RECORDS	RPI 51-100	RPI 101-150	RPI 150+				
10- 17	0- 1	0- 5	OVERALL	0- 2	0- 1	10- 8				
6- 5	0- 1	0- 3	HOME	0- 0	0- 0	6- 1				
3- 9	0- 0	0- 2	AWAY	0- 2	0- 0	3- 5				
1- 3	0- 0	0- 0	NEUTRAL	0- 0	0- 1	1- 2				
2- 9	0- 1	0- 1	NON-CONFERENCE	0- 2	0- 1	2- 4				
1- 2	0- 1	0- 1	HOME	0- 0	0- 0	1- 0				
0- 4	0- 0	0- 0	AWAY	0- 2	0- 0	0- 2				
1- 3	0- 0	0- 0	NEUTRAL	0- 0	0- 1	1- 2				
8- 8	0- 0	0- 4	CONFERENCE	0- 0	0- 0	8- 4				
5- 3	0- 0	0- 2	HOME	0- 0	0- 0	5- 1				
3- 5	0- 0	0- 2	AWAY	0- 0	0- 0	3- 3				
0- 0	0- 0	0- 0	NEUTRAL	0- 0	0- 0	0- 0				

RPI 1-25				RPI 26-50				RPI 51-100				RPI 101+ Team's RPI: 228			
RPI	S	Opponent	Score	RPI	S	Opponent	Score	RPI	S	Opponent	Score	RPI	S	Opponent	Score
22	H	Drake	71 98	28	H	Missouri	64 89	60	A	Butler	51 92	105	N	Northern Ill.	61 86
				29	A	South Dakota St.	62 100	88	A	Purdue	60 81	156	A	Bradley	68 82
				29	H	South Dakota St.	84 93					157	A	Denver	85 94
				36	A	South Dakota	49 92					157	H	Denver	87 78
				36	H	South Dakota	61 83					170	A	Oral Roberts	64 68
												170	H	Oral Roberts	85 92
												202	N	Furman	85 78
												238	A	North Dakota	92 80
												238	H	North Dakota	111 90
												241	A	Southeast Mo. St.	71 81
												258	H	Austin Peay	77 72
												276	N	UTEP	72 84
												291	N	Eastern Ill.	62 64
												317	A	Omaha	79 67
												317	H	Omaha	78 70
												324	A	North Dakota St.	60 68
												324	H	North Dakota St.	82 70
												334	A	Purdue Fort Wayne	90 61
												334	H	Purdue Fort Wayne	73 59
LAST 12 Division I GAMES:															
				29	A	South Dakota St.	62 100	324	H	North Dakota St.	82 70				
				157	A	Denver	85 94	238	H	North Dakota	111 90				
				170	H	Oral Roberts	85 92	36	A	South Dakota	49 92				
				36	H	South Dakota	61 83	334	H	Purdue Fort Wayne	73 59				
				317	A	Omaha	79 67	317	H	Omaha	78 70				
				334	A	Purdue Fort Wayne	90 61	238	A	North Dakota	92 80				

Non-Div I Games: MacMurray 136 39 William Woods 81 73

Western Ill.

Loss, Non-Conf, S Site, H Home A Away N Neutral

Average RPI Win:	209	WON-LOST	WINNING	LAST 10	STRENGTH OF	OPP. STRENGTH	TEAM	ADJ.	CONF.	ADJ CONF.
Average RPI Loss:	77	RECORD	PCT. RANK	GAMES	SCHEDULE	OF SCHEDULE	RPI	RPI	RPI	RPI
DIV. I ONLY	14- 13	161	0- 1	71	81	114	114	14	14	
DIV. I NON-CONF.	4- 8	241	0- 1	29	3	128	128	17	17	
TOTALS	RPI 1-25	RPI 26-50	W-L RECORDS	RPI 51-100	RPI 101-150	RPI 150+				
14- 13	0- 5	0- 2	OVERALL	2- 1	1- 2	11- 3				
6- 6	0- 2	0- 1	HOME	1- 0	1- 0	4- 3				
7- 5	0- 1	0- 1	AWAY	1- 1	0- 2	6- 0				
1- 2	0- 2	0- 0	NEUTRAL	0- 0	0- 0	1- 0				
4- 8	0- 5	0- 1	NON-CONFERENCE	1- 0	0- 1	3- 1				
2- 3	0- 2	0- 0	HOME	0- 0	0- 0	2- 1				
1- 3	0- 1	0- 1	AWAY	1- 0	0- 1	0- 0				
1- 2	0- 2	0- 0	NEUTRAL	0- 0	0- 0	1- 0				
10- 5	0- 0	0- 1	CONFERENCE	1- 1	1- 1	8- 2				
4- 3	0- 0	0- 1	HOME	1- 0	1- 0	2- 2				
6- 2	0- 0	0- 0	AWAY	0- 1	0- 1	6- 0				
0- 0	0- 0	0- 0	NEUTRAL	0- 0	0- 0	0- 0				

RPI	S	Opponent	Score
1	A	Notre Dame	53 94
3	H	Louisville	80 102
9	H	Iowa	67 104
13	N	Gonzaga	55 76
19	N	Oregon St.	60 74

RPI	S	Opponent	Score
26	A	Central Mich.	90 108
30	H	Rice	46 68

RPI	S	Opponent	Score
66	A	Middle Tenn.	69 81
69	A	Little Rock	68 56
96	H	Old Dominion	75 60

RPI	S	Opponent	Score	Team's RPI:	114
101	A	UAB	63 70		
115	H	Charlotte	76 58		
145	A	Oklahoma	83 90		
160	H	Southern Ill.	83 76		
168	H	Louisiana Tech	81 76		
178	A	North Texas	71 66		
178	H	North Texas	67 76		
185	H	Southern Miss.	56 69		
199	A	Marshall	69 66		
199	H	Marshall	85 55		
223	H	Ball St.	83 86		
231	N	ETSU	82 68		
276	A	UTEP	64 61		
304	H	Morgan St.	90 43		
305	A	Fla. Atlantic	81 50		
306	A	UTSA	81 62		
315	A	FIU	94 82		

LAST 12 Division I GAMES:

13	N	Gonzaga	55 76	178	H	North Texas	67 76
231	N	ETSU	82 68	30	H	Rice	46 68
178	A	North Texas	71 66	276	A	UTEP	64 61
199	A	Marshall	69 66	306	A	UTSA	81 62
101	A	UAB	63 70	168	H	Louisiana Tech	81 76
66	A	Middle Tenn.	69 81	185	H	Southern Miss.	56 69

Non-Div I Games: Union (TN) 77 65 Bellarmine 95 57

Western Ky.

Loss, Non-Conf, S Site, H Home A Away N Neutral

Average RPI Win:	281	WON-LOST	WINNING	LAST 10	STRENGTH OF	OPP. STRENGTH	TEAM	ADJ.	CONF.	ADJ CONF.
Average RPI Loss:	116	RECORD	PCT. RANK	GAMES	SCHEDULE	OF SCHEDULE	RPI	RPI	RPI	RPI
DIV. I ONLY	9- 17	258	1- 0	264	112	272	272	8	8	
DIV. I NON-CONF.	5- 5	162	0- 0	350	283	330	330	9	9	
TOTALS	RPI 1-25	RPI 26-50	W-L RECORDS	RPI 51-100	RPI 101-150	RPI 150+				
9- 17	0- 0	0- 5	OVERALL	0- 4	0- 4	9- 4				
4- 9	0- 0	0- 4	HOME	0- 2	0- 2	4- 1				
4- 7	0- 0	0- 1	AWAY	0- 2	0- 2	4- 2				
1- 1	0- 0	0- 0	NEUTRAL	0- 0	0- 0	1- 1				
5- 5	0- 0	0- 1	NON-CONFERENCE	0- 0	0- 1	5- 3				
2- 3	0- 0	0- 1	HOME	0- 0	0- 1	2- 1				
2- 1	0- 0	0- 0	AWAY	0- 0	0- 0	2- 1				
1- 1	0- 0	0- 0	NEUTRAL	0- 0	0- 0	1- 1				
4- 12	0- 0	0- 4	CONFERENCE	0- 4	0- 3	4- 1				
2- 6	0- 0	0- 3	HOME	0- 2	0- 1	2- 0				
2- 6	0- 0	0- 1	AWAY	0- 2	0- 2	2- 1				
0- 0	0- 0	0- 0	NEUTRAL	0- 0	0- 0	0- 0				

RPI S	Opponent	Score	RPI S	Opponent	Score	RPI S	Opponent	Score	RPI S	Opponent	Score	Team's RPI: 272
			26	H Central Mich.	53 87	82	A Toledo	63 73	105	A Northern Ill.	64 77	
			32	H Buffalo	59 61	82	H Toledo	57 80	140	A Akron	62 69	
			37	A Ohio	56 70	90	A Kent St.	51 55	140	H Akron	59 72	
			43	H Michigan	42 79	90	H Kent St.	52 56	144	H New Mexico St.	54 66	
			46	H Miami (OH)	62 81				208	A Eastern Mich.	61 64	
									208	H Eastern Mich.	71 68	
									219	A Ole Miss	66 69	
									221	A Bowling Green	84 82	
									223	A Ball St.	65 62	
									223	H Ball St.	72 54	
									238	N North Dakota	50 62	
									243	H Loyola Chicago	53 64	
									305	A Fla. Atlantic	69 59	
									332	H Eastern Ky.	64 53	
									333	A Detroit Mercy	54 44	
									334	H Purdue Fort Wayne	69 61	
									346	N Florida A&M	69 50	
LAST 12 Division I GAMES:												
			223	H Ball St.	72 54	140	A Akron	62 69				
			82	A Toledo	63 73	90	A Kent St.	51 55				
			208	H Eastern Mich.	71 68	46	H Miami (OH)	62 81				
			90	H Kent St.	52 56	105	A Northern Ill.	64 77				
			37	A Ohio	56 70	223	A Ball St.	65 62				
			26	H Central Mich.	53 87	32	H Buffalo	59 61				

Non-Div I Games: Saginaw Valley 75 51

Western Mich.

Average RPI Win:	221	WON-LOST	WINNING	LAST 10	STRENGTH OF	OPP. STRENGTH	TEAM	ADJ.	CONF.	ADJ CONF.
Average RPI Loss:	125	RECORD	PCT. RANK	GAMES	SCHEDULE	OF SCHEDULE	RPI	RPI	RPI	RPI
DIV. I ONLY	12- 17	219	0- 1	204	107	254	254	9	9	
DIV. I NON-CONF.	7- 6	153	0- 1	256	214	258	258	8	8	
TOTALS	RPI 1-25	RPI 26-50	W-L RECORDS	RPI 51-100	RPI 101-150	RPI 150+				
12- 17	0- 2	0- 1	OVERALL	1- 3	0- 3	11- 8				
10- 8	0- 2	0- 0	HOME	1- 2	0- 1	9- 3				
2- 6	0- 0	0- 0	AWAY	0- 1	0- 1	2- 4				
0- 3	0- 0	0- 1	NEUTRAL	0- 0	0- 1	0- 1				
7- 6	0- 0	0- 1	NON-CONFERENCE	1- 1	0- 2	6- 2				
7- 3	0- 0	0- 0	HOME	1- 1	0- 1	6- 1				
0- 0	0- 0	0- 0	AWAY	0- 0	0- 0	0- 0				
0- 3	0- 0	0- 1	NEUTRAL	0- 0	0- 1	0- 1				
5- 11	0- 2	0- 0	CONFERENCE	0- 2	0- 1	5- 6				
3- 5	0- 2	0- 0	HOME	0- 1	0- 0	3- 2				
2- 6	0- 0	0- 0	AWAY	0- 1	0- 1	2- 4				
0- 0	0- 0	0- 0	NEUTRAL	0- 0	0- 0	0- 0				

RPI	S	Opponent	Score	RPI	S	Opponent	Score	RPI	S	Opponent	Score	RPI	S	Opponent	Score	Team's RPI: 254
6	H	UConn	47 84	36	N	South Dakota	64 73	65	H	Missouri St.	63 60	108	N	Northwestern	43 65	
15	H	UCF	49 57					72	A	Cincinnati	54 82	127	A	South Fla.	46 55	
								98	H	Houston	58 66	129	H	Oklahoma St.	47 60	
								99	H	Creighton	71 83	152	N	Washington St.	59 85	
												154	H	Tennessee Tech	45 55	
												155	A	Temple	52 68	
												155	H	Temple	40 65	
												165	A	Tulane	62 44	
												167	A	Tulsa	49 63	
												167	H	Tulsa	71 49	
												168	H	Louisiana Tech	70 56	
												183	H	Sam Houston St.	63 55	
												204	A	East Carolina	56 78	
												204	H	East Carolina	57 47	
												214	A	SMU	50 78	
												214	H	SMU	53 42	
												217	H	Grambling	70 61	
												233	A	Memphis	57 48	
												233	H	Memphis	50 71	
												342	H	Houston Baptist	68 50	
												347	H	Ark.-Pine Bluff	76 39	
												348	H	Savannah St.	66 50	
LAST 12 Division I GAMES:																
152	N	Washington St.	59 85	214	H	SMU	53 42									
167	H	Tulsa	71 49	72	A	Cincinnati	54 82									
155	A	Temple	52 68	233	A	Memphis	57 48									
6	H	UConn	47 84	155	H	Temple	40 65									
127	A	South Fla.	46 55	204	H	East Carolina	57 47									
15	H	UCF	49 57	165	A	Tulane	62 44									

Non-Div I Games:

Wichita St.

■ Loss,
 ■ Non-Conf,
 ■ S Site,
 ■ Home
 ■ A Away
 N Neutral

William & Mary

Through Games Of March 5, 2019

Average RPI Win:	212	WON-LOST	WINNING	LAST 10	STRENGTH OF	OPP. STRENGTH	TEAM	ADJ.	CONF.	ADJ CONF.
Average RPI Loss:	128	RECORD	PCT. RANK	GAMES	SCHEDULE	OF SCHEDULE	RPI	RPI	RPI	RPI
DIV. I ONLY	13- 14	184	0- 1	122	179	158	158	10	10	
DIV. I NON-CONF.	7- 4	108	0- 0	182	318	118	118	10	10	
TOTALS	RPI 1-25	RPI 26-50	W-L RECORDS	RPI 51-100	RPI 101-150	RPI 150+				
13- 14	0- 0	0- 2	OVERALL	1- 3	2- 6	10- 3				
6- 6	0- 0	0- 1	HOME	0- 2	1- 2	5- 1				
7- 8	0- 0	0- 1	AWAY	1- 1	1- 4	5- 2				
0- 0	0- 0	0- 0	NEUTRAL	0- 0	0- 0	0- 0				
7- 4	0- 0	0- 0	NON-CONFERENCE	0- 2	0- 1	7- 1				
4- 1	0- 0	0- 0	HOME	0- 1	0- 0	4- 0				
3- 3	0- 0	0- 0	AWAY	0- 1	0- 1	3- 1				
0- 0	0- 0	0- 0	NEUTRAL	0- 0	0- 0	0- 0				
6- 10	0- 0	0- 2	CONFERENCE	1- 1	2- 5	3- 2				
2- 5	0- 0	0- 1	HOME	0- 1	1- 2	1- 1				
4- 5	0- 0	0- 1	AWAY	1- 0	1- 3	2- 1				
0- 0	0- 0	0- 0	NEUTRAL	0- 0	0- 0	0- 0				

RPI S	Opponent	Score	RPI S	Opponent	Score	RPI S	Opponent	Score	RPI S	Opponent	Score	Team's RPI: 158
31	A James Madison	48 65	31	H James Madison	65 78	80	A Drexel	77 72	109	A Northeastern	74 88	
						80	H Drexel	58 62	110	A Hartford	45 50	
						93	H VCU	55 72	113	A Towson	80 69	
						96	A Old Dominion	69 83	113	H Towson	75 82	
									119	A UNCW	58 66	
									119	H UNCW	70 64	
									138	A Delaware	52 68	
									138	H Delaware	59 70	
									151	A Davidson	65 76	
									204	H East Carolina	63 43	
									215	H George Washington	73 59	
									216	A Elon	64 59	
									216	H Elon	65 60	
									220	H Howard	88 75	
									226	A Hofstra	60 55	
									273	H Richmond	65 55	
									287	A Loyola Maryland	65 49	
									289	A Norfolk St.	55 44	
									293	A Col. of Charleston	77 79	
									293	H Col. of Charleston	54 66	
									297	A Fairfield	60 54	
LAST 12 Division I GAMES:												
138	A Delaware	52 68	293	A Col. of Charleston	77 79							
80	A Drexel	77 72	80	H Drexel	58 62							
31	H James Madison	65 78	138	H Delaware	59 70							
113	H Towson	75 82	113	A Towson	80 69							
216	A Elon	64 59	31	A James Madison	48 65							
119	A UNCW	58 66	216	H Elon	65 60							

Non-Div I Games:

William & Mary

Loss, Non-Conf, S Site, H Home A Away N Neutral

Winthrop

Through Games Of March 5, 2019

Average RPI Win:	289	WON-LOST	WINNING	LAST 10	STRENGTH OF	OPP. STRENGTH	TEAM	ADJ.	CONF.	ADJ CONF.
Average RPI Loss:	201	RECORD	PCT. RANK	GAMES	SCHEDULE	OF SCHEDULE	RPI	RPI	RPI	RPI
DIV. I ONLY	10- 16	238	0- 1	326	317	296	296	28	28	
DIV. I NON-CONF.	4- 6	212	0- 0	326	320	283	283	29	29	
TOTALS	RPI 1-25	RPI 26-50	W-L RECORDS	RPI 51-100	RPI 101-150	RPI 150+				
10- 16	0- 0	0- 1	OVERALL	0- 2	0- 2	10- 11				
5- 7	0- 0	0- 0	HOME	0- 1	0- 0	5- 6				
5- 9	0- 0	0- 1	AWAY	0- 1	0- 2	5- 5				
0- 0	0- 0	0- 0	NEUTRAL	0- 0	0- 0	0- 0				
4- 6	0- 0	0- 1	NON-CONFERENCE	0- 0	0- 1	4- 4				
2- 1	0- 0	0- 0	HOME	0- 0	0- 0	2- 1				
2- 5	0- 0	0- 1	AWAY	0- 0	0- 1	2- 3				
0- 0	0- 0	0- 0	NEUTRAL	0- 0	0- 0	0- 0				
6- 10	0- 0	0- 0	CONFERENCE	0- 2	0- 1	6- 7				
3- 6	0- 0	0- 0	HOME	0- 1	0- 0	3- 5				
3- 4	0- 0	0- 0	AWAY	0- 1	0- 1	3- 2				
0- 0	0- 0	0- 0	NEUTRAL	0- 0	0- 0	0- 0				

RPI S	Opponent	Score	RPI S	Opponent	Score	RPI S	Opponent	Score	RPI S	Opponent	Score	Team's RPI: 296
31	A James Madison	39 56	85	A Radford	49 70	103	A Georgia	39 85				
			85	H Radford	57 79	116	A High Point	54 56				
						187	A UNC Asheville	36 70				
						187	H UNC Asheville	43 55				
						190	A Wisconsin	41 76				
						207	H Hampton	63 84				
						209	A Campbell	59 46				
						209	H Campbell	67 76				
						216	H Elon	58 57				
						249	A Gardner-Webb	64 62				
						249	H Gardner-Webb	52 65				
						267	A Wofford	53 70				
						286	A Ga. Southern	55 64				
						290	A South Carolina St.	58 50				
						292	H Charleston So.	57 52				
						293	A Col. of Charleston	71 64				
						331	A Presbyterian	62 54				
						331	H Presbyterian	55 52				
						338	H Longwood	77 69				
						339	H N.C. Central	66 41				
						340	A USC Upstate	49 58				
						340	H USC Upstate	50 76				
						341	H Western Caro.	57 65				
LAST 12 Division I GAMES:												
209	H Campbell	67 76	187	A UNC Asheville	36 70							
340	A USC Upstate	49 58	116	A High Point	54 56							
85	H Radford	57 79	331	H Presbyterian	55 52							
187	H UNC Asheville	43 55	207	H Hampton	63 84							
249	H Gardner-Webb	52 65	249	A Gardner-Webb	64 62							
331	A Presbyterian	62 54	209	A Campbell	59 46							

Non-Div I Games: Newberry

63 67

Winthrop

L Loss,
 N Non-Conf,
 S Site,
 H Home
 A Away
 N Neutral

Average RPI Win:	205	WON-LOST	WINNING	LAST 10	STRENGTH OF	OPP. STRENGTH	TEAM	ADJ.	CONF.	ADJ CONF.
Average RPI Loss:	81	RECORD	PCT. RANK	GAMES	SCHEDULE	OF SCHEDULE	RPI	RPI	RPI	RPI
DIV. I ONLY	13- 17	210	0- 1	145	76	190	190	4	4	
DIV. I NON-CONF.	9- 3	62	0- 0	307	220	169	169	6	6	
TOTALS	RPI 1-25	RPI 26-50	W-L RECORDS	RPI 51-100	RPI 101-150	RPI 150+				
13- 17	0- 3	1- 3	OVERALL	2- 7	2- 3	8- 1				
10- 6	0- 0	1- 2	HOME	2- 3	1- 1	6- 0				
1- 10	0- 3	0- 1	AWAY	0- 3	0- 2	1- 1				
2- 1	0- 0	0- 0	NEUTRAL	0- 1	1- 0	1- 0				
9- 3	0- 0	0- 0	NON-CONFERENCE	0- 3	2- 0	7- 0				
6- 1	0- 0	0- 0	HOME	0- 1	1- 0	5- 0				
1- 1	0- 0	0- 0	AWAY	0- 1	0- 0	1- 0				
2- 1	0- 0	0- 0	NEUTRAL	0- 1	1- 0	1- 0				
4- 14	0- 3	1- 3	CONFERENCE	2- 4	0- 3	1- 1				
4- 5	0- 0	1- 2	HOME	2- 2	0- 1	1- 0				
0- 9	0- 3	0- 1	AWAY	0- 2	0- 2	0- 1				
0- 0	0- 0	0- 0	NEUTRAL	0- 0	0- 0	0- 0				

RPI 1-25			RPI 26-50			RPI 51-100			RPI 101+			Team's RPI: 190
RPI	S	Opponent	Score	RPI	S	Opponent	Score	RPI	S	Opponent	Score	
9	A	Iowa	53 71	41	H	Michigan St.	79 62	68	A	Green Bay	46 55	108 A Northwestern 46 72
14	A	Maryland	57 75	43	A	Michigan	49 59	79	H	Duke	53 60	121 N Pittsburgh 57 42
25	A	Rutgers	53 73	43	H	Michigan	70 76	83	H	Nebraska	70 69	130 H IUPUI 65 64
				49	H	Indiana	68 75	86	A	Ohio St.	68 70	134 A Penn St. 64 71
								86	H	Ohio St.	50 61	134 H Penn St. 59 65
								88	H	Purdue	76 69	195 A Milwaukee 68 57
								94	N	Arkansas	68 69	199 H Marshall 67 49
								97	A	Minnesota	56 74	211 A Illinois 68 78
								97	H	Minnesota	50 78	211 H Illinois 75 67
												296 H Winthrop 76 41
												302 N Tennessee St. 58 53
												324 H North Dakota St. 64 53
												329 H Evansville 96 60
												350 H Chicago St. 85 38
LAST 12 Division I GAMES:												
43	A	Michigan	49 59	211	A	Illinois	68 78					
86	H	Ohio St.	50 61	43	H	Michigan	70 76					
25	A	Rutgers	53 73	14	A	Maryland	57 75					
211	H	Illinois	75 67	83	H	Nebraska	70 69					
86	A	Ohio St.	68 70	134	H	Penn St.	59 65					
41	H	Michigan St.	79 62	108	A	Northwestern	46 72					

Non-Div I Games:

Wisconsin

■ Loss,
■ Non-Conf,
■ S Site,
■ H Home
■ A Away
N Neutral

Wofford

Through Games Of March 5, 2019

Average RPI Win: 278	WON-LOST	WINNING	LAST 10	STRENGTH OF	OPP. STRENGTH	TEAM	ADJ.	CONF.	ADJ CONF.
Average RPI Loss: 192	RECORD	PCT. RANK	GAMES	SCHEDULE	OF SCHEDULE	RPI	RPI	RPI	RPI
DIV. I ONLY	12- 14	199	0- 1	343	252	267	267	27	27
DIV. I NON-CONF.	5- 7	206	0- 0	319	259	251	251	24	24
TOTALS	RPI 1-25	RPI 26-50	W-L RECORDS	RPI 51-100	RPI 101-150	RPI 150+			
12- 14	0- 0	0- 0	OVERALL	0- 2	0- 4	12- 8			
9- 1	0- 0	0- 0	HOME	0- 0	0- 1	9- 0			
3- 13	0- 0	0- 0	AWAY	0- 2	0- 3	3- 8			
0- 0	0- 0	0- 0	NEUTRAL	0- 0	0- 0	0- 0			
5- 7	0- 0	0- 0	NON-CONFERENCE	0- 2	0- 2	5- 3			
3- 0	0- 0	0- 0	HOME	0- 0	0- 0	3- 0			
2- 7	0- 0	0- 0	AWAY	0- 2	0- 2	2- 3			
0- 0	0- 0	0- 0	NEUTRAL	0- 0	0- 0	0- 0			
7- 7	0- 0	0- 0	CONFERENCE	0- 0	0- 2	7- 5			
6- 1	0- 0	0- 0	HOME	0- 0	0- 1	6- 0			
1- 6	0- 0	0- 0	AWAY	0- 0	0- 1	1- 5			
0- 0	0- 0	0- 0	NEUTRAL	0- 0	0- 0	0- 0			

RPI 1-25				RPI 26-50				RPI 51-100				RPI 101+ Team's RPI: 267			
RPI	S	Opponent	Score	RPI	S	Opponent	Score	RPI	S	Opponent	Score	RPI	S	Opponent	Score
								54	A	Georgia Tech	40 81	115	A	Charlotte	63 85
								56	A	Clemson	77 85	136	A	Mercer	59 65
												136	H	Mercer	79 81
												149	A	Appalachian St.	70 94
												169	A	Chattanooga	82 89
												169	H	Chattanooga	64 60
												187	A	UNC Asheville	46 60
												202	A	Furman	50 63
												202	H	Furman	84 75
												231	A	ETSU	79 92
												231	H	ETSU	77 74
												249	H	Gardner-Webb	59 53
												282	A	Samford	62 79
												282	H	Samford	71 62
												286	A	Ga. Southern	81 65
												293	H	Col. of Charleston	78 58
												296	H	Winthrop	70 53
												307	A	UNC Greensboro	61 77
												307	H	UNC Greensboro	93 66
												331	A	Presbyterian	50 61
												338	A	Longwood	101 72
												339	A	N.C. Central	59 66
												341	A	Western Caro.	63 55
												341	H	Western Caro.	91 65
LAST 12 Division I GAMES:															
				136	A	Mercer	59 65					307	A	UNC Greensboro	61 77
				282	A	Samford	62 79					282	H	Samford	71 62
				202	H	Furman	84 75					136	H	Mercer	79 81
				169	H	Chattanooga	64 60					202	A	Furman	50 63
				231	H	ETSU	77 74					231	A	ETSU	79 92
				341	A	Western Caro.	63 55					169	A	Chattanooga	82 89

Non-Div I Games: Warren Wilson 107 30 Southern Wesleyan 110 47 Brevard 106 52

Wofford

Loss, Non-Conf, S Site, H Home A Away N Neutral

Average RPI Win: 221	WON-LOST	WINNING	LAST 10	STRENGTH OF	OPP. STRENGTH	TEAM	ADJ.	CONF.	ADJ CONF.
Average RPI Loss: 111	RECORD	PCT. RANK	GAMES	SCHEDULE	OF SCHEDULE	RPI	RPI	RPI	RPI
DIV. I ONLY	24- 6	22	1- 0	240	203	75	75	20	20
DIV. I NON-CONF.	7- 4	108	0- 0	77	151	55	55	18	18
TOTALS	RPI 1-25	RPI 26-50	W-L RECORDS	RPI 51-100	RPI 101-150	RPI 150+			
24- 6	0- 0	0- 1	OVERALL	3- 2	4- 2	17- 1			
11- 1	0- 0	0- 0	HOME	2- 1	2- 0	7- 0			
9- 5	0- 0	0- 1	AWAY	0- 1	1- 2	8- 1			
4- 0	0- 0	0- 0	NEUTRAL	1- 0	1- 0	2- 0			
7- 4	0- 0	0- 1	NON-CONFERENCE	2- 1	1- 1	4- 1			
1- 1	0- 0	0- 0	HOME	1- 1	0- 0	0- 0			
2- 3	0- 0	0- 1	AWAY	0- 0	0- 1	2- 1			
4- 0	0- 0	0- 0	NEUTRAL	1- 0	1- 0	2- 0			
17- 2	0- 0	0- 0	CONFERENCE	1- 1	3- 1	13- 0			
10- 0	0- 0	0- 0	HOME	1- 0	2- 0	7- 0			
7- 2	0- 0	0- 0	AWAY	0- 1	1- 1	6- 0			
0- 0	0- 0	0- 0	NEUTRAL	0- 0	0- 0	0- 0			

RPI 1-25			RPI 26-50			RPI 51-100			Team's RPI: 75			RPI 101+			
RPI	S	Opponent	Score	RPI	S	Opponent	Score	RPI	S	Opponent	Score	RPI	S	Opponent	Score
				41	A	Michigan St.	68 84					115	A	Charlotte	85 88
								58	H	Belmont	63 79	117	A	Youngstown St.	68 83
								68	A	Green Bay	37 56	117	H	Youngstown St.	70 65
								68	H	Green Bay	85 67	126	N	Marist	76 60
								80	N	Drexel	71 63	130	A	IUPUI	78 75
								90	H	Kent St.	61 55	130	H	IUPUI	66 59
												189	N	Stetson	57 44
												194	A	UNLV	68 52
												195	A	Milwaukee	73 69
												195	H	Milwaukee	61 57
												226	N	Hofstra	93 64
												239	A	Northern Ky.	61 55
												239	H	Northern Ky.	78 56
												265	A	CSU Bakersfield	74 76
												274	A	Manhattan	60 44
												280	A	Cleveland St.	70 65
												280	H	Cleveland St.	78 52
												308	A	Oakland	73 64
												308	H	Oakland	83 60
												308	H	Oakland	69 58
												333	A	Detroit Mercy	76 73
												333	H	Detroit Mercy	78 59
												336	A	UIC	79 46
												336	H	UIC	72 47
LAST 12 Division I GAMES:															
				308	H	Oakland	83 60					68	A	Green Bay	37 56
				308	A	Oakland	73 64					195	A	Milwaukee	73 69
				333	A	Detroit Mercy	76 73					130	H	IUPUI	66 59
				117	H	Youngstown St.	70 65					336	H	UIC	72 47
				280	H	Cleveland St.	78 52					333	H	Detroit Mercy	78 59
				239	H	Northern Ky.	78 56					308	H	Oakland	69 58

Non-Div I Games: Kentucky St. 83 53

Wright St.

Wyoming

Through Games Of March 5, 2019

Average RPI Win:	194	WON-LOST	WINNING	LAST 10	STRENGTH OF	OPP. STRENGTH	TEAM	ADJ.	CONF.	ADJ CONF.
Average RPI Loss:	89	RECORD	PCT. RANK	GAMES	SCHEDULE	OF SCHEDULE	RPI	RPI	RPI	RPI
DIV. I ONLY	18- 6	50	1- 0	132	120	64	64	15	15	
DIV. I NON-CONF.	5- 2	82	0- 0	24	63	21	21	12	12	
TOTALS	RPI 1-25	RPI 26-50	W-L RECORDS	RPI 51-100	RPI 101-150	RPI 150+				
18- 6	0- 0	2- 1	OVERALL	1- 3	2- 1	13- 1				
11- 2	0- 0	2- 0	HOME	1- 1	1- 1	7- 0				
6- 4	0- 0	0- 1	AWAY	0- 2	1- 0	5- 1				
1- 0	0- 0	0- 0	NEUTRAL	0- 0	0- 0	1- 0				
5- 2	0- 0	1- 0	NON-CONFERENCE	1- 2	1- 0	2- 0				
4- 0	0- 0	1- 0	HOME	1- 0	1- 0	1- 0				
0- 2	0- 0	0- 0	AWAY	0- 2	0- 0	0- 0				
1- 0	0- 0	0- 0	NEUTRAL	0- 0	0- 0	1- 0				
13- 4	0- 0	1- 1	CONFERENCE	0- 1	1- 1	11- 1				
7- 2	0- 0	1- 0	HOME	0- 1	0- 1	6- 0				
6- 2	0- 0	0- 1	AWAY	0- 0	1- 0	5- 1				
0- 0	0- 0	0- 0	NEUTRAL	0- 0	0- 0	0- 0				

RPI 1-25			RPI 26-50			RPI 51-100			Team's RPI: 64			RPI 101+			
RPI	S	Opponent	Score	RPI	S	Opponent	Score	RPI	S	Opponent	Score	RPI	S	Opponent	Score
				29	H	South Dakota St.	77 70	52	H	New Mexico	75 78	111	A	Fresno St.	63 56
				47	A	Boise St.	64 72	53	A	Saint Mary's (CA)	84 90	111	H	Fresno St.	64 66
				47	H	Boise St.	64 52	67	H	Idaho	64 61	142	H	Montana St.	66 58
								92	A	Pacific	64 70	157	H	Denver	78 74
												176	A	Utah St.	42 50
												176	H	Utah St.	53 35
												178	N	North Texas	53 49
												194	A	UNLV	64 49
												194	H	UNLV	90 62
												234	H	San Diego St.	87 45
												244	A	Nevada	55 51
												270	A	Colorado St.	60 49
												270	H	Colorado St.	56 32
												294	A	Air Force	59 56
												294	H	Air Force	80 60
												299	A	San Jose St.	70 56
												299	H	San Jose St.	85 56
LAST 12 Division I GAMES:															
				299	H	San Jose St.	85 56	176	H	Utah St.	53 35				
				294	A	Air Force	59 56	270	A	Colorado St.	60 49				
				111	H	Fresno St.	64 66	294	H	Air Force	80 60				
				270	H	Colorado St.	56 32	111	A	Fresno St.	63 56				
				194	A	UNLV	64 49	47	H	Boise St.	64 52				
				244	A	Nevada	55 51	299	A	San Jose St.	70 56				

Non-Div I Games: Chadron St. 80 33 UC-Colo. Springs 98 37

Wyoming

Loss, Non-Conf, S Site, H Home A Away N Neutral

Average RPI Win:	226	WON-LOST	WINNING	LAST 10	STRENGTH OF	OPP. STRENGTH	TEAM	ADJ.	CONF.	ADJ CONF.
Average RPI Loss:	71	RECORD	PCT. RANK	GAMES	SCHEDULE	OF SCHEDULE	RPI	RPI	RPI	RPI
DIV. I ONLY	11- 18	241	0- 1	102	80	200	200	6	6	
DIV. I NON-CONF.	9- 2	43	0- 0	272	316	126	126	4	4	
TOTALS	RPI 1-25	RPI 26-50	W-L RECORDS	RPI 51-100	RPI 101-150	RPI 150+				
11- 18	0- 4	0- 2	OVERALL	0- 8	3- 4	8- 0				
9- 9	0- 2	0- 1	HOME	0- 4	1- 2	8- 0				
2- 9	0- 2	0- 1	AWAY	0- 4	2- 2	0- 0				
0- 0	0- 0	0- 0	NEUTRAL	0- 0	0- 0	0- 0				
9- 2	0- 0	0- 0	NON-CONFERENCE	0- 2	1- 0	8- 0				
8- 1	0- 0	0- 0	HOME	0- 1	0- 0	8- 0				
1- 1	0- 0	0- 0	AWAY	0- 1	1- 0	0- 0				
0- 0	0- 0	0- 0	NEUTRAL	0- 0	0- 0	0- 0				
2- 16	0- 4	0- 2	CONFERENCE	0- 6	2- 4	0- 0				
1- 8	0- 2	0- 1	HOME	0- 3	1- 2	0- 0				
1- 8	0- 2	0- 1	AWAY	0- 3	1- 2	0- 0				
0- 0	0- 0	0- 0	NEUTRAL	0- 0	0- 0	0- 0				

RPI 1-25				RPI 26-50				RPI 51-100				RPI 101+ Team's RPI: 200			
RPI	S	Opponent	Score	RPI	S	Opponent	Score	RPI	S	Opponent	Score	RPI	S	Opponent	Score
12	A	Marquette	53 79	44	A	Villanova	71 75	60	A	Butler	38 63	118	A	St. John's (NY)	41 70
12	H	Marquette	44 90	44	H	Villanova	63 68	60	H	Butler	41 63	118	H	St. John's (NY)	57 76
24	A	DePaul	48 81					72	A	Cincinnati	61 79	122	A	Providence	58 71
24	H	DePaul	71 73					73	A	Georgetown	61 68	122	H	Providence	55 63
								73	H	Georgetown	64 67	128	A	Seton Hall	80 76
								97	H	Minnesota	53 78	128	H	Seton Hall	63 62
								99	A	Creighton	62 66	143	A	Wake Forest	62 50
								99	H	Creighton	52 53	154	H	Tennessee Tech	70 60
												182	H	North Ala.	94 81
												221	H	Bowling Green	65 49
												262	H	Alabama St.	87 58
												288	H	New Orleans	61 45
												297	H	Fairfield	48 35
												337	H	Delaware St.	80 59
												350	H	Chicago St.	91 57
LAST 12 Division I GAMES:															
73	H	Georgetown	64 67	60	A	Butler	38 63								
44	H	Villanova	63 68	118	A	St. John's (NY)	41 70								
12	A	Marquette	53 79	128	A	Seton Hall	80 76								
24	A	DePaul	48 81	24	H	DePaul	71 73								
99	H	Creighton	52 53	12	H	Marquette	44 90								
122	H	Providence	55 63	122	A	Providence	58 71								

Non-Div I Games:

Xavier

Average RPI Win: 229	WON-LOST	WINNING	LAST 10	STRENGTH OF	OPP. STRENGTH	TEAM	ADJ.	CONF.	ADJ CONF.
Average RPI Loss: 139	RECORD	PCT. RANK	GAMES	SCHEDULE	OF SCHEDULE	RPI	RPI	RPI	RPI
DIV. I ONLY	16- 11	123	1- 0	193	230	125	125	11	11
DIV. I NON-CONF.	10- 5	91	1- 0	185	330	88	88	11	11
TOTALS	RPI 1-25	RPI 26-50	W-L RECORDS	RPI 51-100	RPI 101-150	RPI 150+			
16- 11	0- 0	0- 0	OVERALL	2- 4	1- 3	13- 4			
7- 1	0- 0	0- 0	HOME	1- 0	0- 0	6- 1			
6- 10	0- 0	0- 0	AWAY	1- 4	1- 3	4- 3			
3- 0	0- 0	0- 0	NEUTRAL	0- 0	0- 0	3- 0			
10- 5	0- 0	0- 0	NON-CONFERENCE	0- 2	1- 3	9- 0			
3- 0	0- 0	0- 0	HOME	0- 0	0- 0	3- 0			
4- 5	0- 0	0- 0	AWAY	0- 2	1- 3	3- 0			
3- 0	0- 0	0- 0	NEUTRAL	0- 0	0- 0	3- 0			
6- 6	0- 0	0- 0	CONFERENCE	2- 2	0- 0	4- 4			
4- 1	0- 0	0- 0	HOME	1- 0	0- 0	3- 1			
2- 5	0- 0	0- 0	AWAY	1- 2	0- 0	1- 3			
0- 0	0- 0	0- 0	NEUTRAL	0- 0	0- 0	0- 0			

RPI S	Opponent	Score	RPI S	Opponent	Score	RPI S	Opponent	Score	RPI S	Opponent	Score	Team's RPI: 125
						55	A Princeton	96 86	105	A Northern Ill.	80 89	
						61	A Penn	48 54	117	A Youngstown St.	58 56	
						72	A Cincinnati	52 66	118	A St. John's (NY)	52 56	
						74	A SFA	57 67	122	A Providence	42 59	
						84	A Harvard	69 83	177	N Saint Louis	58 52	
						84	H Harvard	65 62	196	N N.C. A&T	59 49	
									197	A Dartmouth	54 56	
									197	H Dartmouth	64 49	
									203	A Cornell	56 66	
									203	H Cornell	41 43	
									246	A Columbia	67 54	
									246	H Columbia	69 61	
									253	H Colgate	80 61	
									264	N Niagara	67 64	
									278	A Vermont	58 55	
									284	A Army West Point	62 51	
									285	A Brown	71 86	
									285	H Brown	84 72	
									312	A Wagner	74 41	
									322	H Central Conn. St.	58 46	
									344	H Saint Peter's	72 56	
LAST 12 Division I GAMES:												
196	N	N.C. A&T	59	49	197	A	Dartmouth	54	56			
74	A	SFA	57	67	203	H	Cornell	41	43			
264	N	Niagara	67	64	246	H	Columbia	69	61			
246	A	Columbia	67	54	61	A	Penn	48	54			
203	A	Cornell	56	66	55	A	Princeton	96	86			
84	A	Harvard	69	83	197	H	Dartmouth	64	49			

Non-Div I Games:

Yale

■ Loss,
■ Non-Conf,
■ S Site,
■ H Home
■ A Away
N Neutral

Average RPI Win:	232	WON-LOST	WINNING	LAST 10	STRENGTH OF	OPP. STRENGTH	TEAM	ADJ.	CONF.	ADJ CONF.
Average RPI Loss:	120	RECORD	PCT. RANK	GAMES	SCHEDULE	OF SCHEDULE	RPI	RPI	RPI	RPI
DIV. I ONLY	19- 8	63	1- 0	246	224	117	117	20	20	
DIV. I NON-CONF.	6- 3	91	0- 0	104	204	77	77	18	18	
TOTALS	RPI 1-25	RPI 26-50	W-L RECORDS	RPI 51-100	RPI 101-150	RPI 150+				
19- 8	0- 0	0- 1	OVERALL	2- 3	3- 2	14- 2				
13- 1	0- 0	0- 0	HOME	2- 0	2- 1	9- 0				
6- 7	0- 0	0- 1	AWAY	0- 3	1- 1	5- 2				
0- 0	0- 0	0- 0	NEUTRAL	0- 0	0- 0	0- 0				
6- 3	0- 0	0- 1	NON-CONFERENCE	0- 1	2- 1	4- 0				
4- 1	0- 0	0- 0	HOME	0- 0	1- 1	3- 0				
2- 2	0- 0	0- 1	AWAY	0- 1	1- 0	1- 0				
0- 0	0- 0	0- 0	NEUTRAL	0- 0	0- 0	0- 0				
13- 5	0- 0	0- 0	CONFERENCE	2- 2	1- 1	10- 2				
9- 0	0- 0	0- 0	HOME	2- 0	1- 0	6- 0				
4- 5	0- 0	0- 0	AWAY	0- 2	0- 1	4- 2				
0- 0	0- 0	0- 0	NEUTRAL	0- 0	0- 0	0- 0				

RPI 1-25				RPI 26-50				RPI 51-100				RPI 101+ Team's RPI: 117			
RPI	S	Opponent	Score	RPI	S	Opponent	Score	RPI	S	Opponent	Score	RPI	S	Opponent	Score
				40	A	Bucknell	68 73	68	A	Green Bay	42 60	121	A	Pittsburgh	64 55
								68	H	Green Bay	70 59	125	H	Yale	56 58
								75	A	Wright St.	65 70	130	A	IUPUI	44 64
								75	H	Wright St.	83 68	130	H	IUPUI	70 52
								90	A	Kent St.	34 62	140	H	Akron	72 61
												186	H	Robert Morris	69 59
												195	A	Milwaukee	68 71
												195	H	Milwaukee	67 47
												213	H	Saint Francis (PA)	80 56
												239	A	Northern Ky.	62 65
												239	H	Northern Ky.	77 66
												243	H	Loyola Chicago	74 63
												279	A	Canisius	62 36
												280	A	Cleveland St.	74 61
												280	H	Cleveland St.	73 55
												308	A	Oakland	69 55
												308	H	Oakland	76 61
												333	A	Detroit Mercy	85 59
												333	H	Detroit Mercy	91 45
												336	A	UIC	83 59
												336	H	UIC	81 29
LAST 12 Division I GAMES:															
				280	A	Cleveland St.	74 61	130	A	IUPUI	44 64				
				75	A	Wright St.	65 70	333	H	Detroit Mercy	91 45				
				239	A	Northern Ky.	62 65	308	H	Oakland	76 61				
				195	H	Milwaukee	67 47	280	H	Cleveland St.	73 55				
				68	H	Green Bay	70 59	239	H	Northern Ky.	77 66				
				336	A	UIC	83 59	75	H	Wright St.	83 68				

Non-Div I Games: Thiel 76 53 Carlow 90 31

Youngstown St.

Loss, Non-Conf, S Site, H Home A Away N Neutral