

Average RPI Win:	296
Average RPI Loss:	180

DIV. I ONLY	14- 11	134	7- 3	326	339	223	223	26	26
DIV. I NON-CONF.	3- 4	209	0- 0	227	349	239	239	26	26
TOTALS	RPI 1-25	RPI 26-50	W-L RECORDS	RPI 51-100	RPI 101-999	RPI 201+			
14- 11	0- 0	0- 0	OVERALL	0- 2	14- 9	14- 5			
8- 3	0- 0	0- 0	HOME	0- 1	8- 2	8- 0			
4- 8	0- 0	0- 0	AWAY	0- 0	4- 1	4- 1			
2- 0	0- 0	0- 0	NEUTRAL	0- 0	2- 0	2- 0			
3- 4	0- 0	0- 0	NON-CONFERENCE	0- 0	3- 4	3- 2			
1- 1	0- 0	0- 0	HOME	0- 0	1- 1	1- 0			
0- 3	0- 0	0- 0	AWAY	0- 0	0- 3	0- 2			
2- 0	0- 0	0- 0	NEUTRAL	0- 0	2- 0	2- 0			
11- 7	0- 0	0- 0	CONFERENCE	0- 2	11- 5	11- 3			
7- 2	0- 0	0- 0	HOME	0- 1	7- 1	7- 0			
4- 5	0- 0	0- 0	AWAY	0- 1	4- 4	4- 3			
0- 0	0- 0	0- 0	NEUTRAL	0- 0	0- 0	0- 0			

RPI 1-25				RPI 26-50				RPI 51-100				RPI 101+				Team's RPI: 223	
RPI	S	Opponent	Score	RPI	S	Opponent	Score	RPI	S	Opponent	Score	RPI	S	Opponent	Score		
								91	A	Lamar University	59	65	107	H	Rice	56	67
								91	H	Lamar University	31	70	113	A	SFA	58	59
													127	H	Central Ark.	50	58
													176	A	UTEP	49	69
													210	A	New Mexico St.	61	70
													222	A	New Orleans	49	66
													222	H	New Orleans	75	68
													229	H	Nicholls St.	76	55
													244	N	Prairie View	72	62
													255	A	Abilene Christian	59	61
													255	H	Abilene Christian	70	51
													278	A	McNeese	64	70
													299	H	Southeastern La.	56	52
													308	A	UTRGV	53	56
													308	H	UTRGV	71	41
													309	A	Houston Baptist	73	68
													309	H	Houston Baptist	50	49
													311	A	Incarnate Word	62	58
													311	H	Incarnate Word	75	59
													335	A	Sam Houston St.	67	57
													335	H	Sam Houston St.	62	48
													336	A	Northwestern St.	62	56
													337	N	Florida A&M	58	55
LAST 12 Division I GAMES:																	
				309	A	Houston Baptist	73	68	222	H	New Orleans	75	68				
				278	A	McNeese	64	70	335	H	Sam Houston St.	62	48				
				311	H	Incarnate Word	75	59	311	A	Incarnate Word	62	58				
				255	H	Abilene Christian	70	51	299	H	Southeastern La.	56	52				
				91	A	Lamar University	59	65	309	H	Houston Baptist	50	49				
				113	A	SFA	58	59	255	A	Abilene Christian	59	61				

A&M-Corpus Christi

Average RPI Win:	280	WON-LOST	WINNING	LAST 10	STRENGTH OF	OPP. STRENGTH	TEAM	ADJ.	CONF.	ADJ CONF.
Average RPI Loss:	168	RECORD	PCT. RANK	GAMES	SCHEDULE	OF SCHEDULE	RPI	RPI	RPI	RPI

DIV. I ONLY	11- 13	205	3- 7	290	302	255	255	26	26
DIV. I NON-CONF.	2- 4	239	0- 0	119	229	229	229	26	26

TOTALS	RPI 1-25	RPI 26-50	W-L RECORDS	RPI 51-100	RPI 101-999	RPI 201+			
11- 13	0- 0	0- 0	OVERALL	0- 2	11- 11	10- 5			
8- 3	0- 0	0- 0	HOME	0- 1	8- 2	7- 0			
2- 9	0- 0	0- 0	AWAY	0- 1	2- 8	2- 5			
1- 1	0- 0	0- 0	NEUTRAL	0- 0	1- 1	1- 0			
2- 4	0- 0	0- 0	NON-CONFERENCE	0- 1	2- 3	1- 1			
1- 1	0- 0	0- 0	HOME	0- 1	1- 0	0- 0			
0- 2	0- 0	0- 0	AWAY	0- 0	0- 2	0- 1			
1- 1	0- 0	0- 0	NEUTRAL	0- 0	1- 1	1- 0			
9- 9	0- 0	0- 0	CONFERENCE	0- 1	9- 8	9- 4			
7- 2	0- 0	0- 0	HOME	0- 0	7- 2	7- 0			
2- 7	0- 0	0- 0	AWAY	0- 1	2- 6	2- 4			
0- 0	0- 0	0- 0	NEUTRAL	0- 0	0- 0	0- 0			

RPI 1-25	RPI 26-50	RPI 51-100	RPI 101+	Team's RPI: 255
RPI S Opponent Score	RPI S Opponent Score	RPI S Opponent Score	RPI S Opponent Score	
		52 H FGCU 55 94	113 A SFA 55 66	
		91 A Lamar University 71 77	113 H SFA 52 78	
			127 A Central Ark. 45 63	
			127 H Central Ark. 61 73	
			136 N Radford 65 71	
			146 A Arkansas 65 79	
			151 H Idaho 82 72	
			213 A SMU 44 65	
			222 H New Orleans 80 70	
			223 A A&M-Corpus Christi 51 70	
			223 H A&M-Corpus Christi 61 59	
			229 A Nicholls St. 60 81	
			278 A McNeese 80 75	
			282 N Old Dominion 74 60	
			299 A Southeastern La. 76 78	
			299 H Southeastern La. 86 80	
			309 H Houston Baptist 80 68	
			311 A Incarnate Word 46 58	
			311 H Incarnate Word 58 56	
			335 A Sam Houston St. 75 72	
			335 H Sam Houston St. 83 65	
			336 H Northwestern St. 80 41	
LAST 12 Division I GAMES:				
311 A Incarnate Word 46 58	229 A Nicholls St. 60 81			
113 H SFA 52 78	335 A Sam Houston St. 75 72			
127 H Central Ark. 61 73	91 A Lamar University 71 77			
223 A A&M-Corpus Christi 51 70	223 H A&M-Corpus Christi 61 59			
299 A Southeastern La. 76 78	127 A Central Ark. 45 63			
311 H Incarnate Word 58 56	113 A SFA 55 66			

Non-Div I Games: Southwest (NM) 91 47 Schreiner 97 48 Howard Payne 88 46 Midwestern St. 88 67 Abilene Christian

Average RPI Win:	253	WON-LOST	WINNING	LAST 10	STRENGTH OF	OPP. STRENGTH	TEAM	ADJ.	CONF.	ADJ CONF.
Average RPI Loss:	153	RECORD	PCT. RANK	GAMES	SCHEDULE	OF SCHEDULE	RPI	RPI	RPI	RPI
DIV. I ONLY	6- 23	315	5- 5	152	170	287	287	16	16	
DIV. I NON-CONF.	0- 10	337	0- 0	87	257	311	311	14	14	

TOTALS	RPI 1-25	RPI 26-50	W-L RECORDS	RPI 51-100	RPI 101-999	RPI 201+				
6- 23	0- 1	0- 0	OVERALL	1- 5	5- 17	5- 4				
3- 11	0- 1	0- 0	HOME	1- 2	2- 8	2- 1				
2- 12	0- 0	0- 0	AWAY	0- 3	2- 9	2- 3				
1- 0	0- 0	0- 0	NEUTRAL	0- 0	1- 0	1- 0				
0- 10	0- 1	0- 0	NON-CONFERENCE	0- 1	0- 8	0- 2				
0- 5	0- 1	0- 0	HOME	0- 0	0- 4	0- 0				
0- 5	0- 0	0- 0	AWAY	0- 1	0- 4	0- 2				
0- 0	0- 0	0- 0	NEUTRAL	0- 0	0- 0	0- 0				
6- 13	0- 0	0- 0	CONFERENCE	1- 4	5- 9	5- 2				
3- 6	0- 0	0- 0	HOME	1- 2	2- 4	2- 1				
2- 7	0- 0	0- 0	AWAY	0- 2	2- 5	2- 1				
1- 0	0- 0	0- 0	NEUTRAL	0- 0	1- 0	1- 0				

RPI 1-25				RPI 26-50				RPI 51-100				RPI 101+				Team's RPI: 287
RPI	S	Opponent	Score	RPI	S	Opponent	Score	RPI	S	Opponent	Score	RPI	S	Opponent	Score	
3	H	Louisville	50 62					74	H	Wyoming	57 47	115	A	Colorado St.	50 61	
								76	A	Navy	64 71	115	H	Colorado St.	39 40	
								82	A	New Mexico	49 57	132	A	Boise St.	46 49	
								82	H	New Mexico	59 88	132	H	Boise St.	47 58	
								87	A	UNLV	57 69	139	A	Fresno St.	48 64	
								87	H	UNLV	59 67	139	H	Fresno St.	58 64	
												141	H	Eastern Wash.	63 65	
												143	H	Colorado	43 68	
												145	A	Weber St.	52 62	
												152	H	Army West Point	59 65	
												163	A	SIUE	40 76	
												177	H	Denver	54 75	
												198	A	Nevada	60 70	
												270	A	San Diego St.	56 48	
												270	H	San Diego St.	61 51	
												280	A	San Jose St.	66 60	
												280	H	San Jose St.	74 75	
												300	A	FIU	69 70	
												313	A	Utah St.	55 57	
												313	H	Utah St.	57 50	
												313	N	Utah St.	68 54	
												321	A	Utah Valley	56 59	

LAST 12 Division I GAMES:																
313	N	Utah St.	68 54	87	H	UNLV	59 67									
280	A	San Jose St.	66 60	82	A	New Mexico	49 57									
74	H	Wyoming	57 47	115	A	Colorado St.	50 61									
313	A	Utah St.	55 57	270	H	San Diego St.	61 51									
270	A	San Diego St.	56 48	139	A	Fresno St.	48 64									
132	H	Boise St.	47 58	132	A	Boise St.	46 49									

Non-Div I Games: Colo. Christian 66 68

Air Force

Loss,
Non-Conf,
S Site,
H Home
A Away
N Neutral

Average RPI Win:	214	WON-LOST	WINNING	LAST 10	STRENGTH OF	OPP. STRENGTH	TEAM	ADJ.	CONF.	ADJ CONF.
Average RPI Loss:	85	RECORD	PCT. RANK	GAMES	SCHEDULE	OF SCHEDULE	RPI	RPI	RPI	RPI
DIV. I ONLY	8- 21	280	2- 8	62	95	220	220	8	8	
DIV. I NON-CONF.	5- 5	170	0- 0	91	207	168	168	8	8	

TOTALS	RPI 1-25	RPI 26-50	W-L RECORDS	RPI 51-100	RPI 101-999	RPI 201+				
8- 21	0- 4	0- 2	OVERALL	0- 7	8- 8	3- 2				
6- 9	0- 3	0- 1	HOME	0- 2	6- 3	3- 1				
1- 11	0- 1	0- 1	AWAY	0- 4	1- 5	0- 1				
1- 1	0- 0	0- 0	NEUTRAL	0- 1	1- 0	0- 0				
5- 5	0- 1	0- 0	NON-CONFERENCE	0- 4	5- 0	3- 0				
4- 2	0- 1	0- 0	HOME	0- 1	4- 0	3- 0				
0- 2	0- 0	0- 0	AWAY	0- 2	0- 0	0- 0				
1- 1	0- 0	0- 0	NEUTRAL	0- 1	1- 0	0- 0				
3- 16	0- 3	0- 2	CONFERENCE	0- 3	3- 8	0- 2				
2- 7	0- 2	0- 1	HOME	0- 1	2- 3	0- 1				
1- 9	0- 1	0- 1	AWAY	0- 2	1- 5	0- 1				
0- 0	0- 0	0- 0	NEUTRAL	0- 0	0- 0	0- 0				

RPI 1-25				RPI 26-50				RPI 51-100				RPI 101+				Team's RPI: 220
RPI	S	Opponent	Score	RPI	S	Opponent	Score	RPI	S	Opponent	Score	RPI	S	Opponent	Score	
16	H	Maryland	54 75	37	A	Ball St.	65 97	51	N	Harvard	63 76	101	A	Ohio	73 85	
19	A	Buffalo	71 85	37	H	Ball St.	61 74	52	H	FGCU	63 82	101	A	Ohio	67 70	
19	H	Buffalo	66 89					72	A	Duquesne	60 66	101	H	Ohio	62 59	
20	H	Central Mich.	86 95					81	A	Miami (OH)	67 75	105	A	Western Mich.	60 76	
								81	H	Miami (OH)	50 77	105	H	Western Mich.	51 59	
								84	A	Tol edo	54 60	142	H	Youngstown St.	75 58	
								90	A	Bucknell	52 63	147	H	Northern Ill.	61 84	
												149	A	Kent St.	55 60	
												149	H	Kent St.	75 60	
												163	N	SIUE	59 58	
												201	A	Eastern Mich.	77 65	
												206	A	Bowling Green	63 84	
												206	H	Bowling Green	64 66	
												299	H	Southeastern La.	66 54	
												315	H	Eastern Ky.	62 45	
												344	H	Winthrop	69 43	

LAST 12 Division I GAMES:																
101	A	Ohio	73 85	201	A	Eastern Mich.	77 65	147	H	Northern Ill.	61 84	105	A	Western Mich.	60 76	
101	H	Ohio	62 59	37	A	Ball St.	65 97	149	H	Kent St.	75 60	105	H	Western Mich.	51 59	
206	A	Bowling Green	63 84	149	A	Miami (OH)	50 77	105	H	Western Mich.	51 59					
149	A	Kent St.	55 60	19	A	Buffalo	71 85									

Non-Div I Games: Ohio Christian 93 33

Akron

Average RPI Win:	179	WON-LOST	WINNING	LAST 10	STRENGTH OF	OPP. STRENGTH	TEAM	ADJ.	CONF.	ADJ CONF.
Average RPI Loss:	51	RECORD	PCT. RANK	GAMES	SCHEDULE	OF SCHEDULE	RPI	RPI	RPI	RPI
DIV. I ONLY	17- 13	130	3- 7	75	71	94	94	2	2	
DIV. I NON-CONF.	10- 3	52	0- 0	168	280	80	80	2	2	

TOTALS	RPI 1-25	RPI 26-50	W-L RECORDS	RPI 51-100	RPI 101-999	RPI 201+				
17- 13	1- 5	1- 3	OVERALL	3- 4	12- 1	7- 0				
11- 5	0- 3	1- 1	HOME	3- 0	7- 1	5- 0				
6- 5	1- 1	0- 1	AWAY	0- 3	5- 0	2- 0				
0- 3	0- 1	0- 1	NEUTRAL	0- 1	0- 0	0- 0				
10- 3	0- 1	0- 1	NON-CONFERENCE	2- 1	8- 0	7- 0				
8- 0	0- 0	0- 0	HOME	2- 0	6- 0	5- 0				
2- 1	0- 0	0- 0	AWAY	0- 1	2- 0	2- 0				
0- 2	0- 1	0- 1	NEUTRAL	0- 0	0- 0	0- 0				
7- 10	1- 4	1- 2	CONFERENCE	1- 3	4- 1	0- 0				
3- 5	0- 3	1- 1	HOME	1- 0	1- 1	0- 0				
4- 4	1- 1	0- 1	AWAY	0- 2	3- 0	0- 0				
0- 1	0- 0	0- 0	NEUTRAL	0- 1	0- 0	0- 0				

RPI 1-25				RPI 26-50				RPI 51-100				Team's RPI : 94				RPI 101+			
RPI	S	Opponent	Score	RPI	S	Opponent	Score	RPI	S	Opponent	Score	RPI	S	Opponent	Score	RPI	S	Opponent	Score
5	A	Mississippi St.	61 75	26	H	Georgia	43 49	69	A	TCU	67 88	111	H	Utah	65 60				
9	A	Tennessee	72 63	27	A	LSU	78 79	88	A	Kentucky	54 79	146	A	Arkansas	83 76				
11	H	South Carolina	66 79	27	H	LSU	65 51	88	N	Kentucky	64 71	146	H	Arkansas	66 74				
15	H	Texas A&M	54 73	46	N	Elon	55 60	97	H	Missouri St.	65 61	150	H	Vanderbilt	77 75				
17	N	NC State	49 68					98	H	Jacksonville	75 60	161	A	Ole Miss	82 79				
23	H	Missouri	56 62					100	A	Auburn	60 69	175	A	Florida	63 54				
								100	H	Auburn	70 60	213	H	SMU	59 44				
												230	H	Grambling	73 49				
												260	A	Lipscomb	73 51				
												292	H	Murray St.	68 47				
												314	H	Alabama A&M	90 32				
												327	A	Ga. Southern	84 36				
												337	H	Florida A&M	91 55				

LAST 12 Division I GAMES:																			
88	N	Kentucky	64 71	11	H	South Carolina	66 79												
27	A	LSU	78 79	146	H	Arkansas	66 74												
26	H	Georgia	43 49	100	A	Auburn	60 69												
100	H	Auburn	70 60	88	A	Kentucky	54 79												
9	A	Tennessee	72 63	150	H	Vanderbilt	77 75												
161	A	Ole Miss	82 79	15	H	Texas A&M	54 73												

Non-Div I Games:

Alabama

Average RPI Win:	311	WON-LOST	WINNING	LAST 10	STRENGTH OF	OPP. STRENGTH	TEAM	ADJ.	CONF.	ADJ CONF.
Average RPI Loss:	224	RECORD	PCT. RANK	GAMES	SCHEDULE	OF SCHEDULE	RPI	RPI	RPI	RPI
DIV. I ONLY	11- 18	237	3- 7	344	347	314	314	32	32	
DIV. I NON-CONF.	5- 6	187	0- 0	303	337	238	238	32	32	

TOTALS	RPI 1-25	RPI 26-50	W-L RECORDS	RPI 51-100	RPI 101-999	RPI 201+				
11- 18	0- 0	0- 0	OVERALL	0- 2	11- 16	11- 12				
6- 6	0- 0	0- 0	HOME	0- 0	6- 6	6- 5				
5- 11	0- 0	0- 0	AWAY	0- 0	5- 6	5- 5				
0- 1	0- 0	0- 0	NEUTRAL	0- 0	0- 1	0- 0				
5- 6	0- 0	0- 0	NON-CONFERENCE	0- 2	5- 4	5- 2				
2- 1	0- 0	0- 0	HOME	0- 0	2- 1	2- 1				
3- 4	0- 0	0- 0	AWAY	0- 2	3- 2	3- 1				
0- 1	0- 0	0- 0	NEUTRAL	0- 0	0- 1	0- 0				
6- 12	0- 0	0- 0	CONFERENCE	0- 0	6- 12	6- 10				
4- 5	0- 0	0- 0	HOME	0- 0	4- 5	4- 4				
2- 7	0- 0	0- 0	AWAY	0- 0	2- 7	2- 6				
0- 0	0- 0	0- 0	NEUTRAL	0- 0	0- 0	0- 0				

RPI 1-25				RPI 26-50				RPI 51-100				RPI 101+				Team's RPI: 314	
RPI	S	Opponent	Score	RPI	S	Opponent	Score	RPI	S	Opponent	Score	RPI	S	Opponent	Score		
								80	A	UAB	58	85	131	N	Hartford	47	56
								94	A	Al abama	32	90	162	A	Jacksonville St.	33	49
													179	A	Southern U.	62	77
													179	H	Southern U.	46	58
													221	A	Texas Southern	43	60
													221	H	Texas Southern	49	55
													230	A	Grambl ing	49	78
													230	H	Grambl ing	71	64
													244	A	Prai rie View	73	84
													244	H	Prai rie View	48	55
													249	H	Austin Peay	52	55
													260	A	Lipscomb	50	66
													290	A	Al corn	52	57
													290	H	Al corn	74	63
													292	H	Murray St.	71	54
													297	A	Jackson St.	43	59
													297	H	Jackson St.	58	68
													299	A	Southeastern La.	76	74
													300	A	FIU	58	51
													316	A	Al abama St.	78	69
													316	H	Al abama St.	44	55
													330	A	Tennessee St.	77	75
													333	A	Ark. -Pi ne Bl uff	48	57
													333	H	Ark. -Pi ne Bl uff	52	49
													342	A	Mi ssi ssi ppi Val .	57	49
													342	H	Mi ssi ssi ppi Val .	65	48
													349	H	Evansville	70	56
LAST 12 Di vi si on I GAMES:																	
297	H	Jackson St.	58	68	316	H	Al abama St.	44	55								
230	H	Grambl ing	71	64	342	A	Mi ssi ssi ppi Val .	57	49								
244	A	Prai rie View	73	84	333	A	Ark. -Pi ne Bl uff	48	57								
221	A	Texas Southern	43	60	244	H	Prai rie Vi ew	48	55								
179	H	Southern U.	46	58	221	H	Texas Southern	49	55								
290	H	Al corn	74	63	179	A	Southern U.	62	77								

Non-Div I Games:

Alabama A&M

Average RPI Win: 299	WON-LOST RECORD	WINNING PCT. RANK	LAST 10 GAMES	STRENGTH OF SCHEDULE	OPP. STRENGTH OF SCHEDULE	TEAM RPI	ADJ. RPI	CONF. RPI	ADJ CONF. RPI
Average RPI Loss: 196									
DIV. I ONLY	7- 21	296	3- 7	246	342	316	316	32	32
DIV. I NON-CONF.	1- 9	318	0- 0	29	161	256	256	32	32

TOTALS	RPI 1-25	RPI 26-50	W-L RECORDS	RPI 51-100	RPI 101-999	RPI 201+			
7- 21	0- 2	0- 1	OVERALL	0- 1	7- 17	6- 12			
5- 7	0- 0	0- 0	HOME	0- 0	5- 7	4- 5			
2- 13	0- 2	0- 1	AWAY	0- 1	2- 9	2- 7			
0- 1	0- 0	0- 0	NEUTRAL	0- 0	0- 1	0- 0			
1- 9	0- 2	0- 1	NON-CONFERENCE	0- 1	1- 5	1- 1			
1- 2	0- 0	0- 0	HOME	0- 0	1- 2	1- 0			
0- 6	0- 2	0- 1	AWAY	0- 1	0- 2	0- 1			
0- 1	0- 0	0- 0	NEUTRAL	0- 0	0- 1	0- 0			
6- 12	0- 0	0- 0	CONFERENCE	0- 0	6- 12	5- 11			
4- 5	0- 0	0- 0	HOME	0- 0	4- 5	3- 5			
2- 7	0- 0	0- 0	AWAY	0- 0	2- 7	2- 6			
0- 0	0- 0	0- 0	NEUTRAL	0- 0	0- 0	0- 0			

RPI 1-25				RPI 26-50				RPI 51-100				RPI 101+ Team's RPI: 316			
RPI	S	Opponent	Score	RPI	S	Opponent	Score	RPI	S	Opponent	Score	RPI	S	Opponent	Score
9	A	Tennessee	51 104	50	A	Miami (FL)	31 79	80	A	UAB	44 61	113	N	SFA	50 77
11	A	South Carolina	31 99									160	A	Samford	39 58
												165	H	South Ala.	47 59
												179	A	Southern U.	58 66
												179	H	Southern U.	58 56
												180	H	Troy	63 93
												205	A	Southern Miss.	35 72
												221	A	Texas Southern	48 76
												221	H	Texas Southern	39 71
												230	A	Grambling	71 93
												230	H	Grambling	52 73
												244	A	Prairie View	63 69
												244	H	Prairie View	70 68
												290	A	Alcorn	41 73
												290	H	Alcorn	57 65
												297	A	Jackson St.	61 70
												297	H	Jackson St.	50 69
												314	A	Alabama A&M	55 44
												314	H	Alabama A&M	69 78
												333	A	Ark.-Pine Bluff	53 55
												333	H	Ark.-Pine Bluff	63 54
												340	H	Savannah St.	81 61
												342	A	Mississippi Val.	70 62
												342	H	Mississippi Val.	76 41
LAST 12 Division I GAMES:															
230	H	Grambling	52 73	314	A	Alabama A&M	55 44								
297	H	Jackson St.	50 69	333	A	Ark.-Pine Bluff	53 55								
221	A	Texas Southern	48 76	342	A	Mississippi Val.	70 62								
244	A	Prairie View	63 69	221	H	Texas Southern	39 71								
290	H	Alcorn	57 65	244	H	Prairie View	70 68								
179	H	Southern U.	58 56	290	A	Alcorn	41 73								

Non-Div I Games: Mobile 61 50

Alabama St.

Loss,
Non-Conf, S Site,
H Home
A Away
N Neutral

Average RPI Win:	224	WON-LOST	WINNING	LAST 10	STRENGTH OF	OPP. STRENGTH	TEAM	ADJ.	CONF.	ADJ CONF.
Average RPI Loss:	127	RECORD	PCT. RANK	GAMES	SCHEDULE	OF SCHEDULE	RPI	RPI	RPI	RPI
DIV. I ONLY	24- 7	37	6- 4	242	223	83	83	20	20	
DIV. I NON-CONF.	11- 2	22	0- 0	226	172	63	63	24	24	

TOTALS	RPI 1-25	RPI 26-50	W-L RECORDS	RPI 51-100	RPI 101-999	RPI 201+				
24- 7	0- 1	0- 0	OVERALL	2- 2	22- 4	12- 1				
12- 1	0- 0	0- 0	HOME	2- 1	10- 0	5- 0				
9- 5	0- 1	0- 0	AWAY	0- 1	9- 3	6- 1				
3- 1	0- 0	0- 0	NEUTRAL	0- 0	3- 1	1- 0				
11- 2	0- 1	0- 0	NON-CONFERENCE	1- 1	10- 0	6- 0				
4- 1	0- 0	0- 0	HOME	1- 1	3- 0	2- 0				
5- 1	0- 1	0- 0	AWAY	0- 0	5- 0	4- 0				
2- 0	0- 0	0- 0	NEUTRAL	0- 0	2- 0	0- 0				
13- 5	0- 0	0- 0	CONFERENCE	1- 1	12- 4	6- 1				
8- 0	0- 0	0- 0	HOME	1- 0	7- 0	3- 0				
4- 4	0- 0	0- 0	AWAY	0- 1	4- 3	2- 1				
1- 1	0- 0	0- 0	NEUTRAL	0- 0	1- 1	1- 0				

RPI 1-25				RPI 26-50				RPI 51-100				Team's RPI: 83				RPI 101+			
RPI	S	Opponent	Score	RPI	S	Opponent	Score	RPI	S	Opponent	Score	RPI	S	Opponent	Score	RPI	S	Opponent	Score
16	A	Maryland	58 91					71	H	St. John's (NY)	66 71	116	H	Dartmouth	76 61				
								73	A	Maine	69 74	131	A	Hartford	55 70				
								73	H	Maine	68 54	131	H	Hartford	66 53				
								85	H	Fordham	59 52	131	N	Hartford	56 58				
												147	N	Northern Ill.	97 91				
												159	A	Binghamton	57 53				
												159	H	Binghamton	63 46				
												172	N	Southern Ill.	68 57				
												173	A	New Hampshire	68 74				
												173	H	New Hampshire	66 53				
												186	A	Stony Brook	72 68				
												186	H	Stony Brook	64 58				
												196	A	Siena	78 63				
												238	A	Holy Cross	65 56				
												257	H	St. Bonaventure	69 52				
												261	A	Manhattan	62 56				
												283	A	Monmouth	68 44				
												291	A	Central Conn. St.	72 60				
												294	A	Vermont	57 62				
												294	H	Vermont	67 55				
												294	N	Vermont	60 42				
												323	A	UMBC	78 75				
												323	H	UMBC	79 45				
												329	H	Wagner	89 44				
												348	A	UMass Lowell	61 52				
												348	H	UMass Lowell	93 60				
LAST 12 Division I GAMES:																			
				131	N	Hartford	56 58					294	A	Vermont	57 62				
				294	N	Vermont	60 42					348	H	UMass Lowell	93 60				
				73	A	Maine	69 74					173	A	New Hampshire	68 74				
				159	A	Binghamton	57 53					186	H	Stony Brook	64 58				
				323	H	UMBC	79 45					294	H	Vermont	67 55				
				131	H	Hartford	66 53					323	A	UMBC	78 75				

Non-Div I Games:

Albany (NY)

Loss,
Non-Conf,
S Site,
H Home
A Away
N Neutral

A l c o r n

A
l
c
o
r
n

■ Loss, ■ Non-Conf, S Site, H Home A Away N Neutral

American

A
m
e
r
i
c
a
n

Ameri can

Average RPI Win:	274	WON-LOST	WINNING	LAST 10	STRENGTH OF	OPP. STRENGTH	TEAM	ADJ.	CONF.	ADJ CONF.
Average RPI Loss:	153	RECORD	PCT. RANK	GAMES	SCHEDULE	OF SCHEDULE	RPI	RPI	RPI	RPI
DIV. I ONLY	7- 22	299	2- 8	138	267	274	274	22	22	
DIV. I NON-CONF.	2- 9	295	0- 0	151	200	260	260	23	23	

TOTALS	RPI 1-25	RPI 26-50	W-L RECORDS	RPI 51-100	RPI 101-999	RPI 201+				
7- 22	0- 0	0- 0	OVERALL	0- 4	7- 18	6- 4				
4- 9	0- 0	0- 0	HOME	0- 3	4- 6	3- 1				
3- 13	0- 0	0- 0	AWAY	0- 0	3- 6	3- 2				
0- 0	0- 0	0- 0	NEUTRAL	0- 0	0- 0	0- 0				
2- 9	0- 0	0- 0	NON-CONFERENCE	0- 2	2- 7	2- 1				
0- 4	0- 0	0- 0	HOME	0- 2	0- 2	0- 0				
2- 5	0- 0	0- 0	AWAY	0- 0	2- 5	2- 1				
0- 0	0- 0	0- 0	NEUTRAL	0- 0	0- 0	0- 0				
5- 13	0- 0	0- 0	CONFERENCE	0- 2	5- 11	4- 3				
4- 5	0- 0	0- 0	HOME	0- 1	4- 4	3- 1				
1- 8	0- 0	0- 0	AWAY	0- 1	1- 7	1- 2				
0- 0	0- 0	0- 0	NEUTRAL	0- 0	0- 0	0- 0				

RPI 1-25				RPI 26-50				RPI 51-100				RPI 101+				Team's RPI: 274	
RPI	S	Opponent	Score	RPI	S	Opponent	Score	RPI	S	Opponent	Score	RPI	S	Opponent	Score		
								68	H	Georgia Tech	41 75	109	A	Wake Forest	49 78		
								80	H	UAB	59 70	110	H	ETSU	57 70		
								95	A	Little Rock	35 61	117	A	North Carolina	43 56		
								95	H	Little Rock	40 52	136	A	Radford	40 61		
												137	A	Texas St.	50 92		
												137	H	Texas St.	54 69		
												164	A	Louisiana	45 61		
												165	A	South Ala.	52 54		
												165	H	South Ala.	57 56		
												168	A	N. C. A&T	56 81		
												170	A	UT Arlington	48 49		
												170	H	UT Arlington	60 64		
												180	A	Troy	74 81		
												180	H	Troy	64 93		
												187	H	Davidson	57 59		
												209	A	Arkansas St.	52 69		
												209	H	Arkansas St.	68 66		
												225	A	UNC Asheville	60 69		
												227	A	Coastal Caro.	68 73		
												227	H	Coastal Caro.	51 66		
												262	A	Col. of Charleston	76 70		
												305	H	Georgia St.	77 62		
												310	A	Marshall	56 54		
												327	H	Ga. Southern	87 56		
												338	A	La. -Monroe	71 67		
LAST 12 Division I GAMES:																	
227	H	Coastal Caro.	51 66	137	A	Texas St.	50 92										
95	A	Little Rock	35 61	170	A	UT Arlington	48 49										
209	A	Arkansas St.	52 69	209	H	Arkansas St.	68 66										
180	H	Troy	64 93	95	H	Little Rock	40 52										
165	H	South Ala.	57 56	180	A	Troy	74 81										
227	A	Coastal Caro.	68 73	165	A	South Ala.	52 54										

Non-Div I Games:

Appalachian St.

Average RPI Win:	256	WON-LOST	WINNING	LAST 10	STRENGTH OF	OPP. STRENGTH	TEAM	ADJ.	CONF.	ADJ CONF.
Average RPI Loss:	102	RECORD	PCT. RANK	GAMES	SCHEDULE	OF SCHEDULE	RPI	RPI	RPI	RPI
DIV. I ONLY	6- 24	324	1- 9	132	77	277	277	5	5	
DIV. I NON-CONF.	4- 7	226	0- 0	341	301	336	336	3	3	

TOTALS	RPI 1-25	RPI 26-50	W-L RECORDS	RPI 51-100	RPI 101-999	RPI 201+				
6- 24	0- 5	0- 5	OVERALL	0- 4	6- 10	4- 5				
5- 10	0- 2	0- 2	HOME	0- 1	5- 5	3- 3				
1- 12	0- 3	0- 3	AWAY	0- 1	1- 5	1- 2				
0- 2	0- 0	0- 0	NEUTRAL	0- 2	0- 0	0- 0				
4- 7	0- 0	0- 0	NON-CONFERENCE	0- 1	4- 6	4- 5				
3- 3	0- 0	0- 0	HOME	0- 0	3- 3	3- 3				
1- 3	0- 0	0- 0	AWAY	0- 0	1- 3	1- 2				
0- 1	0- 0	0- 0	NEUTRAL	0- 1	0- 0	0- 0				
2- 17	0- 5	0- 5	CONFERENCE	0- 3	2- 4	0- 0				
2- 7	0- 2	0- 2	HOME	0- 1	2- 2	0- 0				
0- 9	0- 3	0- 3	AWAY	0- 1	0- 2	0- 0				
0- 1	0- 0	0- 0	NEUTRAL	0- 1	0- 0	0- 0				

RPI 1-25				RPI 26-50				RPI 51-100				RPI 101+ Team's RPI: 277			
RPI	S	Opponent	Score	RPI	S	Opponent	Score	RPI	S	Opponent	Score	RPI	S	Opponent	Score
7	A	Oregon	44 62	42	A	Oregon St.	48 88	54	A	Ari zona St.	50 75	111	A	Utah	55 89
7	H	Oregon	61 74	42	H	Oregon St.	40 65	54	H	Ari zona St.	45 69	111	H	Utah	56 80
10	A	UCLA	46 69	43	A	Cal i forni a	39 63	54	N	Ari zona St.	47 76	112	H	Washi ngton St.	60 78
13	A	Stanford	42 79	43	H	Cal i forni a	51 53	69	N	TCU	59 68	143	A	Col orado	60 79
13	H	Stanford	46 61	49	A	Southern Cal i forni a	52 78					143	H	Col orado	72 63
												144	A	Loyola Marymount	70 84
												201	H	Washington	72 70
												210	H	New Mexi co St.	83 44
												216	A	CSUN	63 66
												250	H	Hawai i	60 65
												270	H	San Diego St.	67 78
												296	H	Long Beach St.	72 80
												306	A	Northern Ari z.	66 84
												313	A	Utah St.	65 49
												328	H	Southern Utah	76 74
												341	H	Iona	71 58
LAST 12 Division I GAMES:															
54	N	Ari zona St.	47 76	10	A	UCLA	46 69								
7	H	Oregon	61 74	201	H	Washi ngton	72 70								
42	H	Oregon St.	40 65	112	H	Washi ngton St.	60 78								
54	H	Ari zona St.	45 69	13	A	Stanford	42 79								
54	A	Ari zona St.	50 75	43	A	Cal i forni a	39 63								
49	A	Southern Cal i forni a	52 78	111	H	Utah	56 80								

Non-Di v I Games:

Ari zona

Average RPI Win:	305	WON-LOST	WINNING	LAST 10	STRENGTH OF	OPP. STRENGTH	TEAM	ADJ.	CONF.	ADJ CONF.
Average RPI Loss:	215	RECORD	PCT. RANK	GAMES	SCHEDULE	OF SCHEDULE	RPI	RPI	RPI	RPI
DIV. I ONLY	6- 20	309	5- 5	319	337	333	333	32	32	
DIV. I NON-CONF.	0- 8	337	0- 0	186	79	333	333	32	32	

TOTALS	RPI 1-25	RPI 26-50	W-L RECORDS	RPI 51-100	RPI 101-999	RPI 201+				
6- 20	0- 1	0- 1	OVERALL	0- 1	6- 17	6- 13				
4- 5	0- 0	0- 0	HOME	0- 0	4- 5	4- 4				
2- 13	0- 0	0- 0	AWAY	0- 0	2- 0	2- 0				
0- 2	0- 0	0- 0	NEUTRAL	0- 0	0- 2	0- 1				
0- 8	0- 1	0- 1	NON-CONFERENCE	0- 1	0- 5	0- 3				
0- 0	0- 0	0- 0	HOME	0- 0	0- 0	0- 0				
0- 6	0- 1	0- 1	AWAY	0- 1	0- 3	0- 2				
0- 2	0- 0	0- 0	NEUTRAL	0- 0	0- 2	0- 1				
6- 12	0- 0	0- 0	CONFERENCE	0- 0	6- 12	6- 10				
4- 5	0- 0	0- 0	HOME	0- 0	4- 5	4- 4				
2- 7	0- 0	0- 0	AWAY	0- 0	2- 7	2- 6				
0- 0	0- 0	0- 0	NEUTRAL	0- 0	0- 0	0- 0				

RPI 1-25				RPI 26-50				RPI 51-100				RPI 101+				Team's RPI: 333
RPI	S	Opponent	Score	RPI	S	Opponent	Score	RPI	S	Opponent	Score	RPI	S	Opponent	Score	
21	A	Iowa	45 85	33	A	Dayton	43 81	60	A	Nebraska	52 73	179	A	Southern U.	46 59	
												179	H	Southern U.	52 71	
												188	N	Oakland	37 69	
												194	A	Tulsa	37 87	
												221	A	Texas Southern	52 58	
												221	H	Texas Southern	61 59	
												230	A	Grambling	63 73	
												230	H	Grambling	57 66	
												244	A	Prairie View	52 64	
												244	H	Prairie View	72 89	
												249	A	Austin Peay	61 97	
												251	A	Texas Tech	47 74	
												269	N	Towson	44 70	
												290	A	Alcorn	58 76	
												290	H	Alcorn	77 80	
												297	A	Jackson St.	66 60	
												297	H	Jackson St.	54 60	
												314	A	Alabama A&M	49 52	
												314	H	Alabama A&M	57 48	
												316	A	Alabama St.	54 63	
												316	H	Alabama St.	55 53	
												342	A	Mississippi Val.	64 59	
												342	H	Mississippi Val.	79 64	
LAST 12 Division I GAMES:																
342	H	Mississippi Val.	79 64	179	A	Southern U.	46 59									
297	A	Jackson St.	66 60	316	H	Alabama St.	55 53									
230	A	Grambling	63 73	314	H	Alabama A&M	57 48									
221	H	Texas Southern	61 59	297	H	Jackson St.	54 60									
244	H	Prairie View	72 89	230	H	Grambling	57 66									
290	A	Alcorn	58 76	221	A	Texas Southern	52 58									

Non-Div I Games: Tougalo 71 51 Philander Smith 81 73

Ark. -Pine Bluff

Loss,
Non-Conf,
S Site,
H Home
A Away
N Neutral

Arkansas			Through Games Of March 31, 2018								
Average RPI	Win:	183	WON-LOST	WINNING	LAST 10	STRENGTH OF	OPP. STRENGTH	TEAM	ADJ.	CONF.	ADJ CONF.
Average RPI	Loss:	68	RECORD	PCT. RANK	GAMES	SCHEDULE	OF SCHEDULE	RPI	RPI	RPI	RPI
DIV. I ONLY		13- 18	221	2- 8	68	50	146	146	2	2	
DIV. I NON-CONF.		9- 4	82	0- 0	174	213	81	81	2	2	

TOTALS	RPI 1-25		RPI 26-50		W-L RECORDS		RPI 51-100		RPI 101-999		RPI 201+
13- 18	0- 7		0- 2		OVERALL		2- 5		11- 4		4- 0
8- 7	0- 3		0- 1		HOME		0- 2		8- 1		3- 0
3- 10	0- 3		0- 1		AWAY		2- 3		1- 3		0- 0
2- 1	0- 1		0- 0		NEUTRAL		0- 0		2- 0		1- 0
9- 4	0- 0		0- 0		NON-CONFERENCE		0- 2		9- 2		4- 0
7- 0	0- 0		0- 0		HOME		0- 0		7- 0		3- 0
1- 4	0- 0		0- 0		AWAY		0- 2		1- 2		0- 0
1- 0	0- 0		0- 0		NEUTRAL		0- 0		1- 0		1- 0
4- 14	0- 7		0- 2		CONFERENCE		2- 3		2- 2		0- 0
1- 7	0- 3		0- 1		HOME		0- 2		1- 1		0- 0
2- 6	0- 3		0- 1		AWAY		2- 1		0- 1		0- 0
1- 1	0- 1		0- 0		NEUTRAL		0- 0		1- 0		0- 0

RPI 1-25				RPI 26-50				RPI 51-100				RPI 101+ Team's RPI: 146			
RPI	S	Opponent	Score	RPI	S	Opponent	Score	RPI	S	Opponent	Score	RPI	S	Opponent	Score
5	A	Mississippi St.	69 111	26	A	Georgia	65 78	54	A	Arizona St.	43 89	150	A	Vanderbilt	73 78
9	H	Tennessee	85 90	27	H	LSU	57 62	60	A	Nebraska	69 80	150	N	Vanderbilt	88 76
11	A	South Carolina	42 90					88	A	Kentucky	57 78	155	H	Charlotte	73 72
15	H	Texas A&M	60 104					88	H	Kentucky	65 76	160	H	Samford	84 63
15	N	Texas A&M	52 82					94	A	Alabama	74 66	161	H	Ole Miss	73 72
23	A	Missouri	54 88					94	H	Alabama	76 83	169	A	Oral Roberts	77 66
23	H	Missouri	58 84					100	A	Auburn	68 58	170	H	UT Arlington	91 57
												175	H	Florida	51 65
												176	A	UTEP	61 64
												183	A	Kansas	60 71
												194	H	Tulsa	67 41
												210	N	New Mexico St.	69 60
												230	H	Grambling	79 62
												255	H	Abilene Christian	79 65
												335	H	Sam Houston St.	65 54

LAST 12 Division I GAMES:															
15	N	Texas A&M	52 82	23	H	Missouri	58 84								
150	N	Vanderbilt	88 76	9	H	Tennessee	85 90								
150	A	Vanderbilt	73 78	94	A	Alabama	74 66								
15	H	Texas A&M	60 104	88	H	Kentucky	65 76								
27	H	LSU	57 62	11	A	South Carolina	42 90								
88	A	Kentucky	57 78	23	A	Missouri	54 88								

Non-Div I Games:

Arkansas

Average RPI Win:	256	WON-LOST	WINNING	LAST 10	STRENGTH OF	OPP. STRENGTH	TEAM	ADJ.	CONF.	ADJ CONF.
Average RPI Loss:	143	RECORD	PCT. RANK	GAMES	SCHEDULE	OF SCHEDULE	RPI	RPI	RPI	RPI
DIV. I ONLY	15- 14	166	5- 5	298	177	209	209	22	22	
DIV. I NON-CONF.	5- 6	187	0- 0	166	71	171	171	23	23	

TOTALS	RPI 1-25	RPI 26-50	W-L RECORDS	RPI 51-100	RPI 101-999	RPI 201+				
15- 14	0- 1	0- 0	OVERALL	0- 4	15- 9	10- 2				
9- 5	0- 0	0- 0	HOME	0- 2	9- 3	6- 1				
6- 9	0- 1	0- 0	AWAY	0- 2	6- 6	4- 1				
0- 0	0- 0	0- 0	NEUTRAL	0- 0	0- 0	0- 0				
5- 6	0- 1	0- 0	NON-CONFERENCE	0- 2	5- 3	2- 0				
4- 1	0- 0	0- 0	HOME	0- 1	4- 0	2- 0				
1- 5	0- 1	0- 0	AWAY	0- 1	1- 3	0- 0				
0- 0	0- 0	0- 0	NEUTRAL	0- 0	0- 0	0- 0				
10- 8	0- 0	0- 0	CONFERENCE	0- 2	10- 6	8- 2				
5- 4	0- 0	0- 0	HOME	0- 1	5- 3	4- 1				
5- 4	0- 0	0- 0	AWAY	0- 1	5- 3	4- 1				
0- 0	0- 0	0- 0	NEUTRAL	0- 0	0- 0	0- 0				

RPI 1-25				RPI 26-50				RPI 51-100				RPI 101+ Team's RPI: 209			
RPI	S	Opponent	Score	RPI	S	Opponent	Score	RPI	S	Opponent	Score	RPI	S	Opponent	Score
14	A	South Fla.	55 98					53	A	Indiana	51 93	137	H	Texas St.	55 67
								57	H	Belmont	52 83	156	H	UT Martin	84 73
								95	A	Little Rock	43 53	161	A	Ole Miss	48 74
								95	H	Little Rock	58 64	164	A	Louisiana	53 60
												164	H	Louisiana	75 77
												165	A	South Ala.	75 60
												170	H	UT Arlington	85 80
												175	A	Florida	70 69
												176	H	UTEP	76 73
												180	A	Troy	78 95
												181	A	Pittsburgh	47 87
												194	A	Tulsa	58 68
												227	A	Coastal Caro.	70 63
												227	H	Coastal Caro.	65 73
												230	H	Grambling	76 56
												274	A	Appalachian St.	66 68
												274	H	Appalachian St.	69 52
												305	A	Georgia St.	75 58
												305	H	Georgia St.	76 63
												327	A	Ga. Southern	71 62
												327	H	Ga. Southern	69 48
												330	H	Tennessee St.	68 62
												338	A	La.-Monroe	80 73
												338	H	La.-Monroe	76 62
LAST 12 Division I GAMES:															
338	A	La.-Monroe	80 73	180	A	Troy	78 95								
164	A	Louisiana	53 60	327	H	Ga. Southern	69 48								
227	H	Coastal Caro.	65 73	305	H	Georgia St.	76 63								
274	H	Appalachian St.	69 52	274	A	Appalachian St.	66 68								
95	H	Little Rock	58 64	227	A	Coastal Caro.	70 63								
165	A	South Ala.	75 60	95	A	Little Rock	43 53								

Non-Div I Games:

Arkansas St.

Loss,
Non-Conf,
S Site,
H Home
A Away
N Neutral

Average RPI Win:	231	WON-LOST	WINNING	LAST 10	STRENGTH OF	OPP. STRENGTH	TEAM	ADJ.	CONF.	ADJ CONF.
Average RPI Loss:	139	RECORD	PCT. RANK	GAMES	SCHEDULE	OF SCHEDULE	RPI	RPI	RPI	RPI
DIV. I ONLY	16- 13	139	7- 3	176	222	152	152	15	15	
DIV. I NON-CONF.	6- 4	122	0- 0	210	303	143	143	18	18	

TOTALS	RPI 1-25	RPI 26-50	W-L RECORDS	RPI 51-100	RPI 101-999	RPI 201+				
16- 13	0- 1	0- 0	OVERALL	0- 6	16- 6	13- 5				
8- 6	0- 0	0- 0	HOME	0- 3	8- 3	6- 2				
8- 7	0- 1	0- 0	AWAY	0- 3	8- 3	7- 3				
0- 0	0- 0	0- 0	NEUTRAL	0- 0	0- 0	0- 0				
6- 4	0- 1	0- 0	NON-CONFERENCE	0- 0	6- 3	3- 2				
4- 1	0- 0	0- 0	HOME	0- 0	4- 1	2- 0				
2- 3	0- 1	0- 0	AWAY	0- 0	2- 2	1- 2				
0- 0	0- 0	0- 0	NEUTRAL	0- 0	0- 0	0- 0				
10- 9	0- 0	0- 0	CONFERENCE	0- 6	10- 3	10- 3				
4- 5	0- 0	0- 0	HOME	0- 3	4- 2	4- 2				
6- 4	0- 0	0- 0	AWAY	0- 3	6- 1	6- 1				
0- 0	0- 0	0- 0	NEUTRAL	0- 0	0- 0	0- 0				

RPI 1-25				RPI 26-50				RPI 51-100				RPI 101+				Team's RPI: 152
RPI	S	Opponent	Score	RPI	S	Opponent	Score	RPI	S	Opponent	Score	RPI	S	Opponent	Score	
22	A	Marquette	53 83					55	A	American	63 71	114	H	Delaware	59 70	
								55	H	American	46 64	116	H	Dartmouth	71 56	
								76	A	Navy	44 70	125	A	Yale	82 65	
								76	H	Navy	46 55	159	H	Binghamton	73 61	
								90	A	Bucknell	36 60	207	A	Lehigh	62 60	
								90	H	Bucknell	55 75	207	A	Lehigh	55 59	
												207	H	Lehigh	55 50	
												231	A	Boston U.	48 47	
												231	H	Boston U.	59 60	
												234	A	Loyola Maryland	69 62	
												234	H	Loyola Maryland	62 47	
												235	A	Lafayette	65 60	
												235	H	Lafayette	48 39	
												238	A	Holy Cross	66 57	
												238	H	Holy Cross	62 70	
												265	A	St. Francis Brooklyn	52 73	
												271	H	LIU Brooklyn	71 37	
												286	A	Fairleigh Dickinson	56 58	
												287	A	Air Force	65 59	
												288	A	Colgate	62 54	
												288	H	Colgate	69 49	
												339	H	NJIT	79 49	

LAST 12 Division I GAMES:																
207	A	Lehigh	62 60	76	H	Navy	46 55									
90	H	Bucknell	55 75	235	H	Lafayette	48 39									
231	A	Boston U.	48 47	55	A	American	63 71									
288	H	Colgate	69 49	234	H	Loyola Maryland	62 47									
207	H	Lehigh	55 50	288	A	Colgate	62 54									
238	A	Holy Cross	66 57	207	A	Lehigh	55 59									

Non-Div I Games: St. Joseph's (Brklyn) 107 46

Army West Point

Average RPI Win: 156

Average RPI Loss: 54

WON-LOST
RECORDWINNING
PCT. RANKLAST 10
GAMESSTRENGTH OF
SCHEDULEOPP. STRENGTH
OF SCHEDULETEAM
RPIADJ.
RPICONF.
RPIADJ CONF.
RPI

DIV. I ONLY	13- 15	204	4- 6	39	23	100	100	2	2
DIV. I NON-CONF.	8- 3	65	0- 0	189	107	82	82	2	2
<hr/>									
TOTALS	RPI 1-25	RPI 26-50	W-L RECORDS	RPI 51-100	RPI 101-999	RPI 201+			
13- 15	0- 7	1- 2	OVERALL	3- 3	9- 3	2- 0			
10- 3	0- 2	1- 0	HOME	1- 0	8- 1	2- 0			
2- 9	0- 4	0- 2	AWAY	1- 3	1- 0	0- 0			
1- 3	0- 1	0- 0	NEUTRAL	1- 0	0- 2	0- 0			
8- 3	0- 0	0- 0	NON-CONFERENCE	2- 1	6- 2	2- 0			
5- 0	0- 0	0- 0	HOME	0- 0	5- 0	2- 0			
2- 1	0- 0	0- 0	AWAY	1- 1	1- 0	0- 0			
1- 2	0- 0	0- 0	NEUTRAL	1- 0	0- 2	0- 0			
5- 12	0- 7	1- 2	CONFERENCE	1- 2	3- 1	0- 0			
5- 3	0- 2	1- 0	HOME	1- 0	3- 1	0- 0			
0- 8	0- 4	0- 2	AWAY	0- 2	0- 0	0- 0			
0- 1	0- 1	0- 0	NEUTRAL	0- 0	0- 0	0- 0			

RPI 1-25				RPI 26-50				RPI 51-100				RPI 101+			
RPI	S	Opponent	Score	RPI	S	Opponent	Score	RPI	S	Opponent	Score	RPI	S	Opponent	Score
5	A	Mississippi St.	61 82	26	A	Georgia	48 60	53	A	Indiana	65 53	106	N	Chattanooga	41 50
9	A	Tennessee	59 70	27	A	LSU	56 59	67	A	Virginia Tech	63 72	124	H	Louisiana Tech	75 59
9	N	Tennessee	61 64	27	H	LSU	70 62	88	A	Kentucky	48 65	146	H	Arkansas	58 68
11	A	South Carolina	63 71					94	A	Alabama	60 70	150	H	Vanderbilt	63 60
15	A	Texas A&M	59 78					94	H	Alabama	69 60	161	H	Ole Miss	60 55
15	H	Texas A&M	73 82					96	N	Georgetown	60 40	164	A	Louisiana	70 60
23	H	Missouri	51 59									168	H	N.C. A&T	63 53
												174	N	Northwestern	48 49
												175	H	Florida	84 55
												179	H	Southern U.	65 47
												299	H	Southeastern La.	80 46
												338	H	La.-Monroe	67 41
<hr/>															
LAST 12 Division I GAMES:															
		9 N Tennessee	61 64			27 H LSU	70 62								
		161 H Ole Miss	60 55			15 A Texas A&M	59 78								
		5 A Mississippi St.	61 82			88 A Kentucky	48 65								
		94 A Alabama	60 70			94 H Alabama	69 60								
		23 H Missouri	51 59			26 A Georgia	48 60								
		150 H Vanderbilt	63 60			27 A LSU	56 59								

Non-Div I Games: Xavier (LA) 70 44

Auburn

■ Loss,
 ■ Non-Conf,
 ■ S Site,
 ■ Home
 ■ Away
 N Neutral

Average RPI Win:	291	WON-LOST	WINNING	LAST 10	STRENGTH OF	OPP. STRENGTH	TEAM	ADJ.	CONF.	ADJ CONF.
Average RPI Loss:	165	RECORD	PCT. RANK	GAMES	SCHEDULE	OF SCHEDULE	RPI	RPI	RPI	RPI
DIV. I ONLY	14- 14	177	4- 6	335	275	249	249	25	25	
DIV. I NON-CONF.	5- 4	146	0- 0	324	312	212	212	27	27	

TOTALS	RPI 1-25	RPI 26-50	W-L RECORDS	RPI 51-100	RPI 101-999	RPI 201+				
14- 14	0- 0	0- 1	OVERALL	0- 2	14- 11	13- 3				
8- 4	0- 0	0- 0	HOME	0- 1	8- 3	7- 0				
6- 9	0- 0	0- 0	AWAY	0- 1	6- 1	6- 0				
0- 1	0- 0	0- 0	NEUTRAL	0- 0	0- 1	0- 0				
5- 4	0- 0	0- 1	NON-CONFERENCE	0- 1	5- 2	5- 1				
2- 1	0- 0	0- 0	HOME	0- 1	2- 0	2- 0				
3- 3	0- 0	0- 1	AWAY	0- 0	3- 2	3- 1				
0- 0	0- 0	0- 0	NEUTRAL	0- 0	0- 0	0- 0				
9- 10	0- 0	0- 0	CONFERENCE	0- 1	9- 9	8- 2				
6- 3	0- 0	0- 0	HOME	0- 0	6- 3	5- 0				
3- 6	0- 0	0- 0	AWAY	0- 1	3- 5	3- 2				
0- 1	0- 0	0- 0	NEUTRAL	0- 0	0- 1	0- 0				

RPI 1-25	RPI 26-50	RPI 51-100	RPI 101+	Team's RPI: 249
RPI S Opponent Score	RPI S Opponent Score	RPI S Opponent Score	RPI S Opponent Score	RPI S Opponent Score
	37 Ball St. 57 89	57 Belmont 75 78	123 Butler 54 75	
		99 Western Ill. 68 81	156 UT Martin 66 100	
			156 UT Martin 69 62	
			162 Jacksonville St. 47 65	
			162 Jacksonville St. 50 51	
			163 SIUE 55 67	
			163 SIUE 38 61	
			163 N SIUE 43 76	
			190 Morehead St. 59 66	
			232 Southeast Mo. St. 61 50	
			232 Southeast Mo. St. 66 65	
			237 Illinois 47 59	
			254 Northern Ky. 53 52	
			260 Lipscomb 71 63	
			292 Murray St. 65 91	
			292 Murray St. 75 69	
			311 Tennessee Tech 59 63	
			311 Tennessee Tech 53 52	
			314 Alabama A&M 55 52	
			315 Eastern Ky. 59 45	
			330 Tennessee St. 75 59	
			333 Ark. -Pine Bluff 97 61	
			345 Eastern Ill. 75 66	
			345 Eastern Ill. 69 59	
			349 Evansville 82 73	
LAST 12 Division I GAMES:				
	163 N SIUE 43 76	292 Murray St. 65 91		
	292 Murray St. 75 69	232 Southeast Mo. St. 61 50		
	163 SIUE 55 67	156 UT Martin 66 100		
	162 Jacksonville St. 50 51	190 Morehead St. 59 66		
	311 Tennessee Tech 53 52	315 Eastern Ky. 59 45		
	345 Eastern Ill. 75 66	57 Belmont 75 78		

Non-Div I Games: Christian Bros. 73 50 Trevecca Nazarene 80 72

Austin Peay

Loss, Non-Conf, S Site, H Home A Away N Neutral

Average RPI Win:	217	WON-LOST	WINNING	LAST 10	STRENGTH OF	OPP. STRENGTH	TEAM	ADJ.	CONF.	ADJ CONF.
Average RPI Loss:	121	RECORD	PCT. RANK	GAMES	SCHEDULE	OF SCHEDULE	RPI	RPI	RPI	RPI
DIV. I ONLY	16- 14	157	4- 6	173	125	154	154	14	14	
DIV. I NON-CONF.	5- 6	187	0- 0	195	128	207	207	11	11	

TOTALS	RPI 1-25	RPI 26-50	W-L RECORDS	RPI 51-100	RPI 101-999	RPI 201+				
16- 14	0- 0	0- 5	OVERALL	1- 1	15- 8	9- 1				
11- 4	0- 0	0- 2	HOME	1- 0	10- 2	6- 1				
5- 9	0- 0	0- 3	AWAY	0- 1	5- 5	3- 0				
0- 1	0- 0	0- 0	NEUTRAL	0- 0	0- 1	0- 0				
5- 6	0- 0	0- 3	NON-CONFERENCE	0- 0	5- 3	3- 1				
4- 2	0- 0	0- 1	HOME	0- 0	4- 1	3- 1				
1- 4	0- 0	0- 2	AWAY	0- 0	1- 2	0- 0				
0- 0	0- 0	0- 0	NEUTRAL	0- 0	0- 0	0- 0				
11- 8	0- 0	0- 2	CONFERENCE	1- 1	10- 5	6- 0				
7- 2	0- 0	0- 1	HOME	1- 0	6- 1	3- 0				
4- 5	0- 0	0- 1	AWAY	0- 1	4- 3	3- 0				
0- 1	0- 0	0- 0	NEUTRAL	0- 0	0- 1	0- 0				

RPI	S	Opponent	Score	RPI	S	Opponent	Score	RPI	S	Opponent	Score	RPI	S	Opponent	Score
26	H	Georgi a	63 79	77	A	Saint Mary's (CA)	49 57	111	H	Utah	77 68	115	A	Colorado St.	54 56
32	A	Gonzaga	37 62	77	H	Saint Mary's (CA)	63 54	128	A	San Franci sco	73 76	128	H	San Franci sco	70 66
32	H	Gonzaga	70 84					141	A	Eastern Wash.	73 69	144	A	Loyol a Marymount	67 55
38	A	Northern Colo.	74 79					144	H	Loyol a Marymount	62 52	167	A	San Di ego	69 70
43	A	Cal i forni a	45 70					167	H	San Di ego	60 66	167	N	San Di ego	56 61
								183	A	Paci fi c	76 83	183	H	Paci fi c	77 65
								201	A	Washing ton	72 80	204	H	Montana St.	75 54
								239	A	Pepperdi ne	73 67	239	H	Pepperdi ne	78 43
								289	A	Santa Clara	55 34	289	H	Santa Clara	65 47
								313	H	Utah St.	69 76	318	A	Portland	72 58
								318	H	Portland	73 35	321	H	Utah Valley	75 54
								328	H	Southern Utah	75 67				
LAST 12 Di vi si on I GAMES:															
167	N	San Di ego	56 61	289	A	Santa Clara	55 34								
32	A	Gonzaga	37 62	32	H	Gonzaga	70 84								
318	H	Portl and	73 35	144	H	Loyol a Marymount	62 52								
167	H	San Di ego	60 66	183	A	Paci fi c	76 83								
239	H	Pepperdi ne	78 43	77	H	Saint Mary's (CA)	63 54								
128	A	San Franci sco	73 76	167	A	San Di ego	69 70								

Non-Di v I Games:

BYU

■ Loss,
 ■ Non-Conf,
 S Site,
 ■ Home
 ■ Away
 N Neutral

Average RPI Win: **163**Average RPI Loss: **49**WON-LOST
RECORDWINNING
PCT. RANKLAST 10
GAMESSTRENGTH OF
SCHEDULEOPP. STRENGTH
OF SCHEDULETEAM
RPIADJ.
RPICONF.
RPIADJ CONF.
RPI

DIV. I ONLY	23- 5	16	8- 2	125	88	37	37	8	8
DIV. I NON-CONF.	10- 0	1	0- 0	185	122	20	20	8	8
<hr/>									
TOTALS	RPI 1-25	RPI 26-50	W-L RECORDS	RPI 51-100	RPI 101-999	RPI 201+			
23- 5	0- 3	0- 0	OVERALL	5- 1	18- 1	8- 0			
13- 2	0- 2	0- 0	HOME	4- 0	9- 0	5- 0			
10- 3	0- 1	0- 0	AWAY	1- 1	9- 1	3- 0			
0- 0	0- 0	0- 0	NEUTRAL	0- 0	0- 0	0- 0			
10- 0	0- 0	0- 0	NON-CONFERENCE	3- 0	7- 0	4- 0			
6- 0	0- 0	0- 0	HOME	2- 0	4- 0	3- 0			
4- 0	0- 0	0- 0	AWAY	1- 0	3- 0	1- 0			
0- 0	0- 0	0- 0	NEUTRAL	0- 0	0- 0	0- 0			
13- 5	0- 3	0- 0	CONFERENCE	2- 1	11- 1	4- 0			
7- 2	0- 2	0- 0	HOME	2- 0	5- 0	2- 0			
6- 3	0- 1	0- 0	AWAY	0- 1	6- 1	2- 0			
0- 0	0- 0	0- 0	NEUTRAL	0- 0	0- 0	0- 0			

RPI 1-25				RPI 26-50				Team's RPI: 37				RPI 51-100				RPI 101+			
RPI	S	Opponent	Score	RPI	S	Opponent	Score					RPI	S	Opponent	Score	RPI	S	Opponent	Score
19	H	Buffalo	80 84									56	H	Western Ky.	93 81	101	A	Ohio	76 80
20	A	Central Mich.	80 88									61	A	Purdue	66 60	105	A	Western Mich.	81 71
20	H	Central Mich.	65 69									81	H	Miami (OH)	86 61	105	H	Western Mich.	85 58
												84	A	Toledo	66 72	118	A	Cleveland St.	76 64
												84	H	Toledo	78 73	123	H	Butler	87 75
												97	H	Missouri St.	70 58	147	A	Northern Ill.	72 50
																147	H	Northern Ill.	81 72
																149	A	Kent St.	79 58
																150	A	Vanderbilt	88 79
																201	A	Eastern Mich.	88 63
																201	H	Eastern Mich.	91 85
																206	A	Bowling Green	84 73
																206	H	Bowling Green	82 41
																220	A	Akron	74 61
																220	H	Akron	97 65
																232	H	Southeast Mo. St.	69 56
																249	H	Austin Peay	89 57
																260	H	Lipscomb	84 46
																330	A	Tennessee St.	85 65
<hr/>																			
LAST 12 Division I GAMES:																			
201	A	Eastern Mich.	88 63	201	H	Eastern Mich.	91 85												
20	A	Central Mich.	80 88	101	A	Ohio	76 80												
84	H	Toledo	78 73	220	H	Akron	97 65												
105	H	Western Mich.	85 58	147	H	Northern Ill.	81 72												
147	A	Northern Ill.	72 50	206	H	Bowling Green	82 41												
105	A	Western Mich.	81 71	149	A	Kent St.	79 58												

Non-Div I Games: Oakland City 126 55

Ball St.

Loss,
Non-Conf,
S Site,
H Home
A Away
N Neutral

Average RPI	Win: 110	WON-LOST	WINNING	LAST 10	STRENGTH OF	OPP. STRENGTH	TEAM	ADJ.	CONF.	ADJ CONF.
Average RPI	Loss: 10	RECORD	PCT. RANK	GAMES	SCHEDULE	OF SCHEDULE	RPI	RPI	RPI	RPI
DIV. I ONLY	31- 1	3	10- 0	26	24	4	4	4	4	
DIV. I NON-CONF.	10- 1	15	0- 0	75	58	13	13	5	5	

TOTALS	RPI 1-25	RPI 26-50	W-L RECORDS	RPI 51-100	RPI 101-999	RPI 201+				
31- 1	4- 1	2- 0	OVERALL	14- 0	11- 0	5- 0				
16- 0	2- 0	1- 0	HOME	6- 0	7- 0	3- 0				
10- 1	1- 1	1- 0	AWAY	4- 0	4- 0	2- 0				
5- 0	1- 0	0- 0	NEUTRAL	4- 0	0- 0	0- 0				
10- 1	1- 1	0- 0	NON-CONFERENCE	4- 0	5- 0	3- 0				
7- 0	1- 0	0- 0	HOME	2- 0	4- 0	2- 0				
1- 1	0- 1	0- 0	AWAY	0- 0	1- 0	1- 0				
2- 0	0- 0	0- 0	NEUTRAL	2- 0	0- 0	0- 0				
21- 0	3- 0	2- 0	CONFERENCE	10- 0	6- 0	2- 0				
9- 0	1- 0	1- 0	HOME	4- 0	3- 0	1- 0				
9- 0	1- 0	1- 0	AWAY	4- 0	3- 0	1- 0				
3- 0	1- 0	0- 0	NEUTRAL	2- 0	0- 0	0- 0				

RPI	S	Opponent	Score	RPI	S	Opponent	Score	RPI	S	Opponent	Score	RPI	S	Opponent	Score
10	A	UCLA	68 82	34	A	Okl ahoma	74 52	58	A	Okl ahoma St.	87 45	104	A	Iowa St.	79 50
12	A	Texas	93 87	34	H	Okl ahoma	74 65	58	H	Okl ahoma St.	77 64	104	H	Iowa St.	89 49
12	H	Texas	81 56					64	A	West Vi rgi ni a	83 72	127	H	Central Ark.	86 55
12	N	Texas	77 69					64	H	West Vi rgi ni a	80 54	183	A	Kansas	83 48
13	H	Stanford	81 57					68	N	Georgi a Tech	80 57	183	H	Kansas	88 51
								69	A	TCU	85 53	199	H	North Dakota	105 43
								69	H	TCU	83 63	229	A	Ni choll s St.	85 43
								69	N	TCU	94 48	251	A	Texas Tech	90 44
								88	H	Kentucky	90 63	251	H	Texas Tech	97 49
								91	H	Lamar Uni versi ty	121 62	278	H	McNeese	95 34
								92	A	Kansas St.	88 58	320	H	Coppin St.	100 54
								92	H	Kansas St.	75 50				
								92	N	Kansas St.	83 54				
								97	N	Missouri St.	100 58				
LAST 12 Di vi si on I GAMES:															
12	N	Texas	77 69	183	H	Kansas	88 51								
69	N	TCU	94 48	58	A	Okl ahoma St.	87 45								
92	N	Kansas St.	83 54	69	H	TCU	83 63								
64	H	West Vi rgi ni a	80 54	34	H	Okl ahoma	74 65								
69	A	TCU	85 53	251	A	Texas Tech	90 44								
12	A	Texas	93 87	58	H	Okl ahoma St.	77 64								

Non-Di v I Games:

Bayl or

Average RPI Win:	267	WON-LOST	WINNING	LAST 10	STRENGTH OF	OPP. STRENGTH	TEAM	ADJ.	CONF.	ADJ CONF.
Average RPI Loss:	171	RECORD	PCT. RANK	GAMES	SCHEDULE	OF SCHEDULE	RPI	RPI	RPI	RPI
DIV. I ONLY	21- 5	24	9- 1	313	344	129	129	30	30	
DIV. I NON-CONF.	6- 4	122	0- 0	162	336	149	149	30	30	

TOTALS	RPI 1-25	RPI 26-50	W-L RECORDS	RPI 51-100	RPI 101-999	RPI 201+				
21- 5	0- 0	0- 1	OVERALL	0- 1	21- 3	17- 2				
10- 3	0- 0	0- 0	HOME	0- 1	10- 2	9- 1				
9- 2	0- 0	0- 1	AWAY	0- 0	9- 1	8- 1				
2- 0	0- 0	0- 0	NEUTRAL	0- 0	2- 0	0- 0				
6- 4	0- 0	0- 1	NON-CONFERENCE	0- 1	6- 2	3- 2				
3- 2	0- 0	0- 0	HOME	0- 1	3- 1	2- 1				
1- 2	0- 0	0- 1	AWAY	0- 0	1- 1	1- 1				
2- 0	0- 0	0- 0	NEUTRAL	0- 0	2- 0	0- 0				
15- 1	0- 0	0- 0	CONFERENCE	0- 0	15- 1	14- 0				
7- 1	0- 0	0- 0	HOME	0- 0	7- 1	7- 0				
8- 0	0- 0	0- 0	AWAY	0- 0	8- 0	7- 0				
0- 0	0- 0	0- 0	NEUTRAL	0- 0	0- 0	0- 0				

RPI	S	Opponent	Score	RPI	S	Opponent	Score	RPI	S	Opponent	Score	RPI	S	Opponent	Score	Team's RPI: 129
50	A	Miami (FL)	39 85	98	H	Jacksonville	58 68	137	N	Texas St.	62 56	168	H	N. C. A&T	55 62	
								178	A	Hampton	61 56	179	H	Southern U.	68 56	
								195	N	Richmond	63 50	215	A	Norfolk St.	58 51	
								215	H	Norfolk St.	60 45	240	A	North Florida	63 70	
								244	H	Prairie View	77 52	248	H	Grand Canyon	69 60	
								267	A	Howard	59 55	268	A	Morgan St.	64 57	
								272	A	UMES	55 48	272	H	UMES	73 61	
								299	H	Southeastern La.	58 60	300	A	FIU	77 59	
								317	H	N. C. Central	57 47	320	A	Coppin St.	75 63	
								320	H	Coppin St.	64 38	322	H	South Carolina St.	68 50	
								331	A	Delaware St.	68 60	337	A	Florida A&M	62 42	
								337	H	Florida A&M	44 42	340	H	Savannah St.	75 54	
								340	H	Savannah St.	75 54					
LAST 12 Division I GAMES:																
337	A	Florida A&M	62 42	272	H	UMES	73 61									
168	H	N. C. A&T	55 62	215	H	Norfolk St.	60 45									
340	H	Savannah St.	75 54	320	H	Coppin St.	64 38									
268	A	Morgan St.	64 57	178	A	Hampton	61 56									
320	A	Coppin St.	75 63	215	A	Norfolk St.	58 51									
317	H	N. C. Central	57 47	331	A	Delaware St.	68 60									

Non-Div I Games: Edward Waters 101 60 Palm Beach Atl. 61 48

Bethune-Cookman

Average RPI Win: 246	WON-LOST RECORD	WINNING PCT. RANK	LAST 10 GAMES	STRENGTH OF SCHEDULE	OPP. STRENGTH OF SCHEDULE	TEAM RPI	ADJ. RPI	CONF. RPI	ADJ CONF. RPI
Average RPI Loss: 129									
DIV. I ONLY	18- 11	101	6- 4	260	241	159	159	20	20
DIV. I NON-CONF.	8- 4	87	0- 0	296	232	152	152	24	24

TOTALS	RPI 1-25	RPI 26-50	W-L RECORDS	RPI 51-100	RPI 101-999	RPI 201+			
18- 11	0- 0	0- 0	OVERALL	2- 4	16- 7	12- 0			
7- 5	0- 0	0- 0	HOME	1- 2	6- 3	4- 0			
10- 4	0- 0	0- 0	AWAY	1- 2	9- 2	7- 0			
1- 2	0- 0	0- 0	NEUTRAL	0- 0	1- 2	1- 0			
8- 4	0- 0	0- 0	NON-CONFERENCE	1- 1	7- 3	6- 0			
3- 1	0- 0	0- 0	HOME	1- 0	2- 1	1- 0			
4- 2	0- 0	0- 0	AWAY	0- 1	4- 1	4- 0			
1- 1	0- 0	0- 0	NEUTRAL	0- 0	1- 1	1- 0			
10- 7	0- 0	0- 0	CONFERENCE	1- 3	9- 4	6- 0			
4- 4	0- 0	0- 0	HOME	0- 2	4- 2	3- 0			
6- 2	0- 0	0- 0	AWAY	1- 1	5- 1	3- 0			
0- 1	0- 0	0- 0	NEUTRAL	0- 0	0- 1	0- 0			

RPI S Opponent	Score	RPI S Opponent	Score	RPI S Opponent	Score	RPI S Opponent	Score	Team's RPI: 159
				62 H Penn	77 72	116 H Dartmouth	80 64	
				73 A Mai ne	66 62	125 H Yale	69 73	
				73 H Mai ne	38 61	131 A Hartford	45 61	
				83 A Al bany (NY)	46 63	131 H Hartford	64 59	
				83 H Al bany (NY)	53 57	131 N Hartford	68 72	
				90 A Bucknel l	59 64	152 A Army West Point	61 73	
						173 A New Hampshi re	54 52	
						173 H New Hampshi re	61 63	
						186 A Stony Brook	69 64	
						186 H Stony Brook	59 67	
						194 N Tul sa	55 60	
						252 A Ri der	76 54	
						263 A Cornel l	66 58	
						272 N UMES	68 51	
						294 A Vermont	62 48	
						294 H Vermont	52 38	
						295 A Bryant	55 47	
						323 A UMBC	68 53	
						323 H UMBC	81 51	
						328 A Southern Utah	72 66	
						339 H NJIT	67 36	
						348 A UMass Lowell l	76 46	
						348 H UMass Lowell l	52 38	
LAST 12 Division I GAMES:								
131 N Hartford	68 72	186 A Stony Brook	69 64					
131 A Hartford	45 61	73 H Mai ne	38 61					
83 H Al bany (NY)	53 57	294 A Vermont	62 48					
348 H UMass Lowell l	52 38	173 A New Hampshi re	54 52					
294 H Vermont	52 38	323 H UMBC	81 51					
323 A UMBC	68 53	348 A UMass Lowell l	76 46					

Non-Div I Games: SUNY Cortland 90 36

Binghamton

Average RPI Win: 201

Average RPI Loss: 146

WON-LOST
RECORDWINNING
PCT. RANKLAST 10
GAMESSTRENGTH OF
SCHEDULEOPP. STRENGTH
OF SCHEDULETEAM
RPIADJ.
RPICONF.
RPIADJ CONF.
RPI

DIV. I ONLY	18- 9	82	9- 1	219	133	132	132	16	16
DIV. I NON-CONF.	4- 5	202	0- 0	288	136	262	262	14	14

TOTALS	RPI 1-25	RPI 26-50	W-L RECORDS	RPI 51-100	RPI 101-999	RPI 201+			
18- 9	0- 0	0- 0	OVERALL	3- 4	15- 5	8- 2			
9- 5	0- 0	0- 0	HOME	2- 2	7- 3	3- 1			
9- 2	0- 0	0- 0	AWAY	1- 2	8- 0	5- 0			
0- 2	0- 0	0- 0	NEUTRAL	0- 0	0- 2	0- 1			
4- 5	0- 0	0- 0	NON-CONFERENCE	0- 1	4- 4	1- 2			
2- 3	0- 0	0- 0	HOME	0- 1	2- 2	0- 1			
2- 0	0- 0	0- 0	AWAY	0- 0	2- 0	1- 0			
0- 2	0- 0	0- 0	NEUTRAL	0- 0	0- 2	0- 1			
14- 4	0- 0	0- 0	CONFERENCE	3- 3	11- 1	7- 0			
7- 2	0- 0	0- 0	HOME	2- 1	5- 1	3- 0			
7- 2	0- 0	0- 0	AWAY	1- 2	6- 0	4- 0			
0- 0	0- 0	0- 0	NEUTRAL	0- 0	0- 0	0- 0			

RPI 1-25				RPI 26-50				RPI 51-100				RPI 101+ Team's RPI: 132			
RPI	S	Opponent	Score	RPI	S	Opponent	Score	RPI	S	Opponent	Score	RPI	S	Opponent	Score
								74	A	Wyomi ng	67 63	112	H	Washi ngton St.	53 61
								74	H	Wyomi ng	51 66	115	A	Col orado St.	62 58
								77	H	Sai nt Mary' s (CA)	72 74	115	H	Col orado St.	55 49
								82	A	New Mexi co	83 100	119	H	Sai nt Francis (PA)	87 59
								82	H	New Mexi co	91 85	139	H	Fresno St.	75 66
								87	A	UNLV	54 77	141	A	Eastern Wash.	61 57
								87	H	UNLV	69 60	167	N	San Diego	52 72
												198	A	Nevada	63 55
												198	H	Nevada	68 72
												201	H	Washi ngton	85 62
												211	H	CSU Bakersfi el d	59 65
												270	A	San Diego St.	86 70
												270	H	San Diego St.	64 53
												280	A	San Jose St.	112 80
												287	A	Air Force	58 47
												287	H	Air Force	49 46
												306	N	Northern Ari z.	60 62
												313	A	Utah St.	64 42
												313	H	Utah St.	68 60
												318	A	Portland	73 47
LAST 12 Division I GAMES:															
				74	A	Wyomi ng	67 63					82	H	New Mexi co	91 85
				270	H	San Diego St.	64 53					87	A	UNLV	54 77
				115	H	Col orado St.	55 49					287	H	Air Force	49 46
				287	A	Air Force	58 47					280	A	San Jose St.	112 80
				198	A	Nevada	63 55					198	H	Nevada	68 72
				313	H	Utah St.	68 60					313	A	Utah St.	64 42

Non-Di v I Games: Corban 94 50 Northwest Chrst. 83 51

Boi se St.

Average RPI Win:	167	WON-LOST	WINNING	LAST 10	STRENGTH OF	OPP. STRENGTH	TEAM	ADJ.	CONF.	ADJ CONF.
Average RPI Loss:	87	RECORD	PCT. RANK	GAMES	SCHEDULE	OF SCHEDULE	RPI	RPI	RPI	RPI
DIV. I ONLY	7- 23	305	1- 9	34	43	208	208	1	1	
DIV. I NON-CONF.	5- 8	220	0- 0	170	206	234	234	1	1	

TOTALS	RPI 1-25	RPI 26-50	W-L RECORDS	RPI 51-100	RPI 101-999	RPI 201+				
7- 23	0- 6	0- 5	OVERALL	2- 3	5- 9	2- 4				
6- 9	0- 2	0- 3	HOME	2- 1	4- 3	1- 1				
1- 13	0- 4	0- 2	AWAY	0- 2	1- 4	1- 2				
0- 1	0- 0	0- 0	NEUTRAL	0- 0	0- 1	0- 0				
5- 8	0- 0	0- 1	NON-CONFERENCE	2- 1	3- 6	2- 4				
4- 3	0- 0	0- 0	HOME	2- 1	2- 2	1- 1				
1- 5	0- 0	0- 1	AWAY	0- 0	1- 4	1- 3				
0- 0	0- 0	0- 0	NEUTRAL	0- 0	0- 0	0- 0				
2- 15	0- 6	0- 4	CONFERENCE	0- 2	2- 3	0- 0				
2- 6	0- 2	0- 3	HOME	0- 0	2- 1	0- 0				
0- 8	0- 4	0- 1	AWAY	0- 2	0- 1	0- 0				
0- 1	0- 0	0- 0	NEUTRAL	0- 0	0- 1	0- 0				

RPI 1-25				RPI 26-50				RPI 51-100				RPI 101+ Team's RPI: 208			
RPI	S	Opponent	Score	RPI	S	Opponent	Score	RPI	S	Opponent	Score	RPI	S	Opponent	Score
1	A	Notre Dame	60 89	31	H	Virginia	57 68	67	A	Virginia Tech	58 89	109	H	Wake Forest	59 67
1	H	Notre Dame	55 89	35	A	Syracuse	63 69	68	A	Georgia Tech	43 67	116	A	Dartmouth	57 68
3	H	Louisville	52 87	35	H	Syracuse	57 75	73	H	Maine	40 61	117	H	North Carolina	77 64
8	A	Florida St.	39 67	41	A	Minnesota	68 78	78	H	Houston	79 74	117	N	North Carolina	64 69
17	A	NC State	54 72	50	H	Miami (FL)	43 65	85	H	Fordham	55 52	121	H	Seton Hall	53 73
18	A	Duke	50 75									166	A	Clemson	61 65
												173	H	New Hampshire	64 55
												181	H	Pittsburgh	72 61
												212	A	Columbia	60 68
												214	A	Providence	55 63
												231	A	Boston U.	57 61
												238	A	Holy Cross	70 61
												273	H	Fairfield	58 66
												295	H	Bryant	65 42
LAST 12 Division I GAMES:															
117	N	North Carolina	64 69	68	A	Georgia Tech	43 67								
35	A	Syracuse	63 69	17	A	NC State	54 72								
8	A	Florida St.	39 67	109	H	Wake Forest	59 67								
1	H	Notre Dame	55 89	35	H	Syracuse	57 75								
3	H	Louisville	52 87	18	A	Duke	50 75								
181	H	Pittsburgh	72 61	50	H	Miami (FL)	43 65								

Non-Div I Games:

Boston College

Average RPI Win:	225	WON-LOST	WINNING	LAST 10	STRENGTH OF	OPP. STRENGTH	TEAM	ADJ.	CONF.	ADJ CONF.
Average RPI Loss:	146	RECORD	PCT. RANK	GAMES	SCHEDULE	OF SCHEDULE	RPI	RPI	RPI	RPI
DIV. I ONLY	10- 19	252	2- 8	164	185	231	231	15	15	
DIV. I NON-CONF.	5- 5	170	0- 0	161	156	145	145	18	18	

TOTALS	RPI 1-25	RPI 26-50	W-L RECORDS	RPI 51-100	RPI 101-999	RPI 201+				
10- 19	0- 0	0- 1	OVERALL	0- 7	10- 11	7- 7				
4- 9	0- 0	0- 1	HOME	0- 3	4- 5	3- 3				
6- 10	0- 0	0- 0	AWAY	0- 4	6- 6	4- 4				
0- 0	0- 0	0- 0	NEUTRAL	0- 0	0- 0	0- 0				
5- 5	0- 0	0- 1	NON-CONFERENCE	0- 1	5- 3	3- 0				
2- 2	0- 0	0- 1	HOME	0- 0	2- 1	1- 0				
3- 3	0- 0	0- 0	AWAY	0- 1	3- 2	2- 0				
0- 0	0- 0	0- 0	NEUTRAL	0- 0	0- 0	0- 0				
5- 14	0- 0	0- 0	CONFERENCE	0- 6	5- 8	4- 7				
2- 7	0- 0	0- 0	HOME	0- 3	2- 4	2- 3				
3- 7	0- 0	0- 0	AWAY	0- 3	3- 4	2- 4				
0- 0	0- 0	0- 0	NEUTRAL	0- 0	0- 0	0- 0				

RPI	S	Opponent	Score	RPI	S	Opponent	Score	RPI	S	Opponent	Score	RPI	S	Opponent	Score	Team's RPI: 231
45	H	UCF	32 47	51	A	Harvard	70 80	114	A	Delaware	85 79	138	H	Northeastern	74 73	
				55	A	Ameri can	50 66	152	A	Army West Point	60 59	152	H	Army West Point	47 48	
				55	H	Ameri can	54 61	152	H	Marist	52 80	171	A	Brown	68 92	
				76	A	Navy	48 59	157	H	Brown	68 92	173	A	New Hampshi re	57 72	
				76	H	Navy	59 64	173	A	Lehi gh	58 74	207	A	Lehi gh	56 65	
				90	A	Bucknel I	57 67	207	H	Lehi gh	56 65	208	H	Boston Col lege	61 57	
				90	H	Bucknel I	58 63	234	A	Loyol a Maryl and	52 65	234	H	Loyol a Maryl and	75 56	
								235	A	Lafayette	41 44	235	A	Lafayette	61 66	
								235	A	Lafayette	45 47	235	H	Lafayette	64 58	
								238	A	Hol y Cross	57 60	238	H	Hol y Cross	62 49	
								288	A	Col gate	66 64	288	H	Col gate	57 41	
								288	H	Col gate	66 64	294	A	Vermont	78 61	
								294	A	Bryant		295	A	Bryant		
LAST 12 Di v i s i o n I GAMES:																
235	A	Lafayette	61 66	238	A	Hol y Cross	64 58									
234	A	Loyol a Maryl and	52 65	288	H	Col gate	66 64									
152	H	Army West Point	47 48	207	H	Lehi gh	56 65									
235	A	Lafayette	41 44	90	A	Bucknel I	57 67									
76	A	Navy	48 59	235	H	Lafayette	45 47									
55	H	Ameri can	54 61	76	H	Navy	59 64									

Non-Di v I Games:

Boston U.

Bowling Green

Through Games Of March 5, 2018

Average RPI Win:	232	WON-LOST	WINNING	LAST 10	STRENGTH OF	OPP. STRENGTH	TEAM	ADJ.	CONF.	ADJ CONF.
Average RPI Loss:	95	RECORD	PCT. RANK	GAMES	SCHEDULE	OF SCHEDULE	RPI	RPI	RPI	RPI
DIV. I ONLY	10- 19	252	1- 9	102	112	206	206	8	8	
DIV. I NON-CONF.	7- 3	74	0- 0	229	335	112	112	8	8	

TOTALS	RPI 1-25	RPI 26-50	W-L RECORDS	RPI 51-100	RPI 101-999	RPI 201+				
10- 19	0- 3	0- 3	OVERALL	0- 3	10- 10	8- 1				
5- 8	0- 1	0- 1	HOME	0- 2	5- 4	4- 1				
3- 11	0- 2	0- 2	AWAY	0- 1	3- 6	2- 0				
2- 0	0- 0	0- 0	NEUTRAL	0- 0	2- 0	2- 0				
7- 3	0- 0	0- 1	NON-CONFERENCE	0- 0	7- 2	6- 1				
3- 1	0- 0	0- 0	HOME	0- 0	3- 1	3- 1				
2- 2	0- 0	0- 1	AWAY	0- 0	2- 1	1- 0				
2- 0	0- 0	0- 0	NEUTRAL	0- 0	2- 0	2- 0				
3- 16	0- 3	0- 2	CONFERENCE	0- 3	3- 8	2- 0				
2- 7	0- 1	0- 1	HOME	0- 2	2- 3	1- 0				
1- 9	0- 2	0- 1	AWAY	0- 1	1- 5	1- 0				
0- 0	0- 0	0- 0	NEUTRAL	0- 0	0- 0	0- 0				

RPI 1-25				RPI 26-50				RPI 51-100				RPI 101+				Team's RPI: 206
RPI	S	Opponent	Score	RPI	S	Opponent	Score	RPI	S	Opponent	Score	RPI	S	Opponent	Score	
19	A	Buffalo	38 74	30	A	South Dakota St.	44 76	81	A	Miami (OH)	64 92	101	A	Ohio	58 69	
19	H	Buffalo	67 88	37	A	Ball St.	41 82	81	H	Miami (OH)	62 66	101	H	Ohio	63 70	
20	A	Central Mich.	54 90	37	H	Ball St.	73 84	84	H	Toledo	67 77	102	A	Cincinnati	51 75	
												105	A	Western Mich.	71 85	
												105	A	Western Mich.	58 67	
												105	H	Western Mich.	67 81	
												133	A	Robert Morris	64 62	
												147	A	Northern Ill.	68 73	
												149	A	Kent St.	57 81	
												149	H	Kent St.	60 50	
												201	H	Eastern Mich.	52 54	
												215	N	Norfolk St.	59 50	
												219	N	Fla. Atlantic	66 55	
												220	A	Akron	66 64	
												220	H	Akron	84 63	
												226	H	Xavier	63 53	
												285	H	Cani si us	57 71	
												298	H	Valparaiso	90 77	
												315	H	Eastern Ky.	77 60	
												326	A	Detroit Mercy	85 81	

LAST 12 Division I GAMES:																
105	A	Western Mich.	71 85	147	A	Northern Ill.	68 73									
19	A	Buffalo	38 74	105	H	Western Mich.	67 81									
220	H	Akron	84 63	81	H	Miami (OH)	62 66									
81	A	Miami (OH)	64 92	149	A	Kent St.	57 81									
19	H	Buffalo	67 88	84	H	Toledo	67 77									
101	A	Ohio	58 69	37	A	Ball St.	41 82									

Non-Div I Games: Ferris St. 82 73

Bowling Green

Loss,
Non-Conf, S Site,
H Home
A Away
N Neutral

Average RPI Win: 281	WON-LOST RECORD	WINNING PCT. RANK	LAST 10 GAMES	STRENGTH OF SCHEDULE	OPP. STRENGTH OF SCHEDULE	TEAM RPI	ADJ. RPI	CONF. RPI	ADJ CONF. RPI
Average RPI Loss: 163									
DIV. I ONLY	11- 17	233	2- 8	296	264	266	266	24	24
DIV. I NON-CONF.	5- 5	170	0- 0	248	281	201	201	21	21

TOTALS	RPI 1-25	RPI 26-50	W-L RECORDS	RPI 51-100	RPI 101-999	RPI 201+			
11- 17	0- 1	0- 0	OVERALL	1- 4	10- 12	10- 6			
5- 8	0- 0	0- 0	HOME	1- 2	4- 6	4- 3			
5- 9	0- 1	0- 0	AWAY	0- 2	5- 6	5- 3			
1- 0	0- 0	0- 0	NEUTRAL	0- 0	1- 0	1- 0			
5- 5	0- 1	0- 0	NON-CONFERENCE	1- 0	4- 4	4- 2			
3- 1	0- 0	0- 0	HOME	1- 0	2- 1	2- 0			
1- 4	0- 1	0- 0	AWAY	0- 0	1- 3	1- 2			
1- 0	0- 0	0- 0	NEUTRAL	0- 0	1- 0	1- 0			
6- 12	0- 0	0- 0	CONFERENCE	0- 4	6- 8	6- 4			
2- 7	0- 0	0- 0	HOME	0- 2	2- 5	2- 3			
4- 5	0- 0	0- 0	AWAY	0- 2	4- 3	4- 1			
0- 0	0- 0	0- 0	NEUTRAL	0- 0	0- 0	0- 0			

RPI 1-25				RPI 26-50				RPI 51-100				RPI 101+ Team's RPI: 266			
RPI	S	Opponent	Score	RPI	S	Opponent	Score	RPI	S	Opponent	Score	RPI	S	Opponent	Score
25	A	Green Bay	40 72					70	A	Drake	71 77	118	H	Cleveland St.	65 67
								70	H	Drake	75 84	135	A	UNI	50 63
								97	A	Missouri St.	54 74	135	H	UNI	40 51
								97	H	Missouri St.	65 71	147	A	Northern Ill.	52 76
								99	H	Western Ill.	87 80	172	A	Southern Ill.	53 62
												172	H	Southern Ill.	62 63
												229	N	Nicholls St.	75 65
												232	A	Southeast Mo. St.	53 57
												237	A	Illinois	62 74
												241	A	Illinois St.	62 42
												241	H	Illinois St.	41 53
												243	H	Omaha	69 56
												259	A	Indiana St.	50 65
												259	H	Indiana St.	70 74
												298	A	Valparaiso	88 69
												298	H	Valparaiso	69 58
												304	A	Loyola Chicago	59 57
												304	H	Loyola Chicago	61 71
												332	H	Ill.-Chicago	58 48
												345	A	Eastern Ill.	67 52
												349	A	Evansville	117 59
												349	H	Evansville	92 47

LAST 12 Division I GAMES:															
241	H	Illinois St.	41 53	97	A	Missouri St.	54 74								
135	A	UNI	50 63	304	H	Loyola Chicago	61 71								
70	A	Drake	71 77	298	H	Valparaiso	69 58								
259	H	Indiana St.	70 74	70	H	Drake	75 84								
349	H	Evansville	92 47	135	H	UNI	40 51								
172	A	Southern Ill.	53 62	349	A	Evansville	117 59								

Non-Div I Games: Lincoln (MO) 88 44

Bradley

Loss,
Non-Conf, S Site,
H Home
A Away
N Neutral

Average RPI Win:	238	WON-LOST	WINNING	LAST 10	STRENGTH OF	OPP. STRENGTH	TEAM	ADJ.	CONF.	ADJ CONF.
Average RPI Loss:	97	RECORD	PCT. RANK	GAMES	SCHEDULE	OF SCHEDULE	RPI	RPI	RPI	RPI
DIV. I ONLY	14- 12	152	2- 8	220	131	171	171	9	9	
DIV. I NON-CONF.	11- 1	13	0- 0	315	287	98	98	9	9	

TOTALS	RPI 1-25	RPI 26-50	W-L RECORDS	RPI 51-100	RPI 101-999	RPI 201+				
14- 12	0- 0	0- 3	OVERALL	0- 4	14- 5	11- 2				
6- 6	0- 0	0- 2	HOME	0- 2	6- 2	5- 1				
6- 6	0- 0	0- 1	AWAY	0- 2	6- 3	5- 1				
2- 0	0- 0	0- 0	NEUTRAL	0- 0	2- 0	1- 0				
11- 1	0- 0	0- 1	NON-CONFERENCE	0- 0	11- 0	9- 0				
4- 1	0- 0	0- 1	HOME	0- 0	4- 0	4- 0				
5- 0	0- 0	0- 0	AWAY	0- 0	5- 0	4- 0				
2- 0	0- 0	0- 0	NEUTRAL	0- 0	2- 0	1- 0				
3- 11	0- 0	0- 2	CONFERENCE	0- 4	3- 5	2- 2				
2- 5	0- 0	0- 1	HOME	0- 2	2- 2	1- 1				
1- 6	0- 0	0- 1	AWAY	0- 2	1- 3	1- 1				
0- 0	0- 0	0- 0	NEUTRAL	0- 0	0- 0	0- 0				

Brown

Brown

RPI 1-25				RPI 26-50				RPI 51-100				RPI 101+				Team's RPI: 171	
RPI	S	Opponent	Score	RPI	S	Opponent	Score	RPI	S	Opponent	Score	RPI	S	Opponent	Score		
29	A	Princeton	44 79	29	H	Princeton	62 77	51	A	Harvard	85 87	116	A	Dartmouth	73 78		
29	H	Princeton	62 77					51	H	Harvard	74 86	116	H	Dartmouth	60 77		
43	H	Cal i forni a	79 89					62	A	Penn	56 67	125	A	Yal e	63 77		
								62	H	Penn	55 88	125	H	Yal e	81 71		
												178	N	Hampton	73 66		
												183	A	Paci fic	74 57		
												212	A	Col umbi a	84 80		
												212	H	Col umbi a	74 90		
												214	A	Provi dence	64 59		
												231	H	Boston U.	92 68		
												238	H	Holy Cross	82 78		
												253	H	Sacred Heart	102 77		
												263	A	Cornel I	68 70		
												263	H	Cornel I	85 59		
												267	A	Howard	85 81		
												288	A	Col gate	83 73		
												291	A	Central Conn. St.	78 55		
												295	H	Bryant	85 62		
												295	N	Bryant	72 60		
LAST 12 Di vi si on I GAMES:																	
62	A	Penn	56 67	212	A	Col umbi a	84 80										
29	A	Princeton	44 79	263	A	Cornel I	68 70										
263	H	Cornel I	85 59	29	H	Princeton	62 77										
212	H	Col umbi a	74 90	62	H	Penn	55 88										
116	H	Dartmouth	60 77	51	A	Harvard	85 87										
51	H	Harvard	74 86	116	A	Dartmouth	73 78										

Non-Di v I Games: Johnson & Wales (RI) 100 79

Brown

Average RPI Win:	286	WON-LOST	WINNING	LAST 10	STRENGTH OF	OPP. STRENGTH	TEAM	ADJ.	CONF.	ADJ CONF.
Average RPI Loss:	193	RECORD	PCT. RANK	GAMES	SCHEDULE	OF SCHEDULE	RPI	RPI	RPI	RPI
DIV. I ONLY	9- 20	270	3- 7	272	311	295	295	29	29	
DIV. I NON-CONF.	1- 10	327	0- 0	231	219	330	330	29	29	

TOTALS	RPI 1-25	RPI 26-50	W-L RECORDS	RPI 51-100	RPI 101-999	RPI 201+				
9- 20	0- 0	0- 0	OVERALL	0- 2	9- 18	9- 9				
4- 9	0- 0	0- 0	HOME	0- 0	4- 9	4- 4				
4- 10	0- 0	0- 0	AWAY	0- 2	4- 8	4- 5				
1- 1	0- 0	0- 0	NEUTRAL	0- 0	1- 1	1- 0				
1- 10	0- 0	0- 0	NON-CONFERENCE	0- 2	1- 8	1- 3				
0- 4	0- 0	0- 0	HOME	0- 0	0- 4	0- 1				
0- 5	0- 0	0- 0	AWAY	0- 2	0- 3	0- 2				
1- 1	0- 0	0- 0	NEUTRAL	0- 0	1- 1	1- 0				
8- 10	0- 0	0- 0	CONFERENCE	0- 0	8- 10	8- 6				
4- 5	0- 0	0- 0	HOME	0- 0	4- 5	4- 3				
4- 5	0- 0	0- 0	AWAY	0- 0	4- 5	4- 3				
0- 0	0- 0	0- 0	NEUTRAL	0- 0	0- 0	0- 0				

RPI 1-25				RPI 26-50				RPI 51-100				RPI 101+				Team's RPI: 295
RPI	S	Opponent	Score	RPI	S	Opponent	Score	RPI	S	Opponent	Score	RPI	S	Opponent	Score	
								63	A	James Madison	36 67	119	A	Saint Francis (PA)	69 87	
								73	A	Maine	68 70	119	H	Saint Francis (PA)	78 94	
												131	H	Hartford	47 59	
												133	A	Robert Morris	49 72	
												133	H	Robert Morris	61 67	
												159	H	Binghamton	47 55	
												171	A	Brown	62 85	
												171	N	Brown	60 72	
												173	H	New Hampshire	65 74	
												208	A	Boston College	42 65	
												231	H	Boston U.	61 78	
												238	A	Holy Cross	57 59	
												253	A	Sacred Heart	81 73	
												253	H	Sacred Heart	60 56	
												265	A	St. Francis Brooklyn	60 66	
												265	H	St. Francis Brooklyn	73 63	
												271	A	LIU Brooklyn	61 69	
												271	H	LIU Brooklyn	75 56	
												286	A	Fairleigh Dickinson	65 48	
												286	H	Fairleigh Dickinson	69 77	
												291	A	Central Conn. St.	59 66	
												291	H	Central Conn. St.	66 50	
												293	A	Mt. St. Mary's	67 64	
												293	H	Mt. St. Mary's	63 68	
												329	A	Wagner	70 60	
												329	H	Wagner	66 75	
												334	N	Rhode Island	58 52	
LAST 12 Division I GAMES:																
265	A	St. Francis Brooklyn	60 66	291	A	Central Conn. St.	59 66									
271	A	LIU Brooklyn	61 69	253	H	Sacred Heart	60 56									
119	H	Saint Francis (PA)	78 94	286	H	Fairleigh Dickinson	69 77									
133	H	Robert Morris	61 67	119	A	Saint Francis (PA)	69 87									
329	A	Wagner	70 60	133	A	Robert Morris	49 72									
293	A	Mt. St. Mary's	67 64	265	H	St. Francis Brooklyn	73 63									

Non-Div I Games:

Bryant

Average RPI Win:	208	WON-LOST	WINNING	LAST 10	STRENGTH OF	OPP. STRENGTH	TEAM	ADJ.	CONF.	ADJ CONF.
Average RPI Loss:	150	RECORD	PCT. RANK	GAMES	SCHEDULE	OF SCHEDULE	RPI	RPI	RPI	RPI
DIV. I ONLY	22- 8	52	10- 0	201	188	90	90	15	15	
DIV. I NON-CONF.	6- 5	153	0- 0	274	181	188	188	18	18	

TOTALS	RPI 1-25	RPI 26-50	W-L RECORDS	RPI 51-100	RPI 101-999	RPI 201+				
22- 8	0- 0	0- 1	OVERALL	3- 2	19- 5	15- 3				
12- 3	0- 0	0- 0	HOME	2- 0	10- 3	8- 2				
10- 5	0- 0	0- 1	AWAY	1- 2	9- 2	7- 1				
0- 0	0- 0	0- 0	NEUTRAL	0- 0	0- 0	0- 0				
6- 5	0- 0	0- 1	NON-CONFERENCE	0- 1	6- 3	4- 1				
3- 2	0- 0	0- 0	HOME	0- 0	3- 2	2- 1				
3- 3	0- 0	0- 1	AWAY	0- 1	3- 1	2- 0				
0- 0	0- 0	0- 0	NEUTRAL	0- 0	0- 0	0- 0				
16- 3	0- 0	0- 0	CONFERENCE	3- 1	13- 2	11- 2				
9- 1	0- 0	0- 0	HOME	2- 0	7- 1	6- 1				
7- 2	0- 0	0- 0	AWAY	1- 1	6- 1	5- 1				
0- 0	0- 0	0- 0	NEUTRAL	0- 0	0- 0	0- 0				

RPI 1-25				RPI 26-50				RPI 51-100				Team's RPI: 90				RPI 101+			
RPI	S	Opponent	Score	RPI	S	Opponent	Score	RPI	S	Opponent	Score	RPI	S	Opponent	Score	RPI	S	Opponent	Score
				44	A	Drexel	54 63					55	A	American	58 68	134	H	Saint Joseph's	53 77
												55	H	American	57 52	142	A	Youngstown St.	66 60
												76	A	Navy	49 40	152	A	Army West Point	75 55
												76	H	Navy	47 39	152	H	Army West Point	60 36
												85	A	Fordham	62 71	159	H	Binghamton	64 59
																181	A	Pittsburgh	39 57
																207	A	Lehigh	62 66
																207	H	Lehigh	59 52
																220	H	Akron	63 52
																231	A	Boston U.	63 58
																231	H	Boston U.	67 57
																234	A	Loyola Maryl and	74 69
																234	H	Loyola Maryl and	65 68
																235	A	Lafayette	80 57
																235	H	Lafayette	83 53
																238	A	Holy Cross	71 47
																238	H	Holy Cross	67 53
																238	H	Holy Cross	72 63
																252	A	Rider	76 71
																257	H	St. Bonaventure	48 59
																285	H	Canisius	76 57
																288	A	Colgate	63 42
																288	H	Colgate	77 57
																341	A	Iona	60 53
LAST 12 Division I GAMES:																			
				238	H	Holy Cross	67 53					288	A	Colgate	63 42				
				152	A	Army West Point	75 55					207	H	Lehigh	59 52				
				55	H	American	57 52					235	A	Lafayette	80 57				
				76	A	Navy	49 40					231	H	Boston U.	67 57				
				238	H	Holy Cross	72 63					76	H	Navy	47 39				
				234	A	Loyola Maryl and	74 69					238	A	Holy Cross	71 47				

Non-Div I Games:

Bucknell I

Average RPI Win:	143	WON-LOST	WINNING	LAST 10	STRENGTH OF	OPP. STRENGTH	TEAM	ADJ.	CONF.	ADJ CONF.
Average RPI Loss:	114	RECORD	PCT. RANK	GAMES	SCHEDULE	OF SCHEDULE	RPI	RPI	RPI	RPI
DIV. I ONLY	25- 4	10	9- 1	108	81	19	19	8	8	
DIV. I NON-CONF.	9- 2	33	0- 0	224	52	46	46	8	8	

TOTALS	RPI 1-25	RPI 26-50	W-L RECORDS	RPI 51-100	RPI 101-999	RPI 201+				
25- 4	1- 1	1- 0	OVERALL	7- 1	16- 2	8- 1				
12- 0	1- 0	0- 0	HOME	2- 0	9- 0	4- 0				
10- 4	0- 1	1- 0	AWAY	3- 1	6- 2	4- 1				
3- 0	0- 0	0- 0	NEUTRAL	2- 0	1- 0	0- 0				
9- 2	0- 0	0- 0	NON-CONFERENCE	3- 1	6- 1	4- 1				
3- 0	0- 0	0- 0	HOME	0- 0	3- 0	2- 0				
3- 2	0- 0	0- 0	AWAY	1- 1	2- 1	2- 1				
3- 0	0- 0	0- 0	NEUTRAL	2- 0	1- 0	0- 0				
16- 2	1- 1	1- 0	CONFERENCE	4- 0	10- 1	4- 0				
9- 0	1- 0	0- 0	HOME	2- 0	6- 0	2- 0				
7- 2	0- 1	1- 0	AWAY	2- 0	4- 1	2- 0				
0- 0	0- 0	0- 0	NEUTRAL	0- 0	0- 0	0- 0				

RPI	S	Opponent	Score	RPI	S	Opponent	Score	RPI	S	Opponent	Score	RPI	S	Opponent	Score
20	A	Central Mich.	79 86	37	A	Ball St.	84 80	54	A	Arizona St.	57 76	101	A	Ohio	67 63
20	H	Central Mich.	85 82					60	N	Nebraska	82 72	101	H	Ohio	70 53
								71	A	St. John's (NY)	73 72	105	H	Western Mich.	71 49
								81	A	Miami (OH)	64 49	114	H	Delaware	87 73
								81	H	Miami (OH)	72 67	147	A	Northern Ill.	84 86
								84	A	Toledo	84 73	149	A	Kent St.	81 51
								84	H	Toledo	87 69	149	H	Kent St.	80 42
								87	N	UNLV	80 53	166	N	Clemson	61 41
												201	H	Eastern Mich.	97 92
												206	A	Bowling Green	88 67
												206	H	Bowling Green	74 38
												212	A	Columbia	65 63
												220	A	Akron	89 66
												220	H	Akron	85 71
												233	A	Niagara	62 75
												257	A	St. Bonaventure	76 59
												272	H	UMES	76 41
												285	H	Canisius	73 47
LAST 12 Division I GAMES:															
206	H	Bowling Green	74 38	81	A	Miami (OH)	64 49								
149	A	Kent St.	81 51	149	H	Kent St.	80 42								
101	H	Ohio	70 53	84	A	Toledo	84 73								
206	A	Bowling Green	88 67	20	A	Central Mich.	79 86								
220	H	Akron	85 71	201	H	Eastern Mich.	97 92								
20	H	Central Mich.	85 82	84	H	Toledo	87 69								

Non-Div I Games:

Buffalo

Average RPI Win:	280	WON-LOST	WINNING	LAST 10	STRENGTH OF	OPP. STRENGTH	TEAM	ADJ.	CONF.	ADJ CONF.
Average RPI Loss:	189	RECORD	PCT. RANK	GAMES	SCHEDULE	OF SCHEDULE	RPI	RPI	RPI	RPI
DIV. I ONLY	14- 12	152	8- 2	323	305	211	211	31	31	
DIV. I NON-CONF.	4- 8	239	0- 0	270	186	240	240	31	31	

TOTALS	RPI 1-25	RPI 26-50	W-L RECORDS	RPI 51-100	RPI 101-999	RPI 201+				
14- 12	0- 1	0- 0	OVERALL	0- 1	14- 10	13- 7				
7- 3	0- 0	0- 0	HOME	0- 0	7- 3	7- 2				
7- 9	0- 1	0- 0	AWAY	0- 1	7- 7	6- 5				
0- 0	0- 0	0- 0	NEUTRAL	0- 0	0- 0	0- 0				
4- 8	0- 1	0- 0	NON-CONFERENCE	0- 1	4- 6	3- 3				
2- 1	0- 0	0- 0	HOME	0- 0	2- 1	2- 0				
2- 7	0- 1	0- 0	AWAY	0- 1	2- 5	1- 3				
0- 0	0- 0	0- 0	NEUTRAL	0- 0	0- 0	0- 0				
10- 4	0- 0	0- 0	CONFERENCE	0- 0	10- 4	10- 4				
5- 2	0- 0	0- 0	HOME	0- 0	5- 2	5- 2				
5- 2	0- 0	0- 0	AWAY	0- 0	5- 2	5- 2				
0- 0	0- 0	0- 0	NEUTRAL	0- 0	0- 0	0- 0				

RPI 1-25				RPI 26-50				RPI 51-100				RPI 101+ Team's RPI: 211			
RPI	S	Opponent	Score	RPI	S	Opponent	Score	RPI	S	Opponent	Score	RPI	S	Opponent	Score
13	A	Stanford	34 57					59	A	South Dakota	50 66	132	A	Boise St.	65 59
												140	A	Cal Poly	57 59
												176	A	UTEP	56 67
												185	H	UC Irvine	59 72
												210	A	New Mexico St.	48 56
												210	H	New Mexico St.	62 52
												213	A	SMU	29 41
												217	A	Seattle U	56 64
												217	H	Seattle U	75 68
												243	H	Omaha	52 43
												247	A	UC Riverside	65 68
												248	A	Grand Canyon	69 40
												248	H	Grand Canyon	76 77
												279	A	UMKC	76 62
												279	H	UMKC	58 60
												280	A	San Jose St.	57 67
												308	A	UTRGV	67 64
												308	H	UTRGV	71 30
												319	H	Cal St. Fullerton	55 43
												321	A	Utah Valley	64 60
												321	H	Utah Valley	63 58
												328	A	Southern Utah	46 45
												346	A	Chicago St.	63 36
												346	H	Chicago St.	63 49

LAST 12 Division I GAMES:															
248	H	Grand Canyon	76 77	279	A	UMKC	76 62								
217	A	Seattle U	56 64	346	A	Chicago St.	63 36								
321	A	Utah Valley	64 60	217	H	Seattle U	75 68								
248	A	Grand Canyon	69 40	346	H	Chicago St.	63 49								
308	H	UTRGV	71 30	279	H	UMKC	58 60								
210	H	New Mexico St.	62 52	210	A	New Mexico St.	48 56								

Non-Div I Games: Fresno Pacific 74 63 Whittier 72 35

Average RPI Win:	221	WON-LOST	WINNING	LAST 10	STRENGTH OF	OPP. STRENGTH	TEAM	ADJ.	CONF.	ADJ CONF.
Average RPI Loss:	190	RECORD	PCT. RANK	GAMES	SCHEDULE	OF SCHEDULE	RPI	RPI	RPI	RPI
DIV. I ONLY	14- 15	189	4- 6	239	237	216	216	21	21	
DIV. I NON-CONF.	6- 7	184	0- 0	208	267	223	223	19	19	

TOTALS	RPI 1-25	RPI 26-50	W-L RECORDS	RPI 51-100	RPI 101-999	RPI 201+				
14- 15	0- 1	0- 0	OVERALL	1- 1	13- 13	8- 7				
9- 6	0- 0	0- 0	HOME	1- 0	8- 6	5- 3				
5- 8	0- 1	0- 0	AWAY	0- 1	5- 6	3- 4				
0- 1	0- 0	0- 0	NEUTRAL	0- 0	0- 1	0- 0				
6- 7	0- 1	0- 0	NON-CONFERENCE	0- 0	6- 6	4- 3				
4- 3	0- 0	0- 0	HOME	0- 0	4- 3	3- 1				
2- 3	0- 1	0- 0	AWAY	0- 0	2- 2	1- 2				
0- 1	0- 0	0- 0	NEUTRAL	0- 0	0- 1	0- 0				
8- 8	0- 0	0- 0	CONFERENCE	1- 1	7- 7	4- 4				
5- 3	0- 0	0- 0	HOME	1- 0	4- 3	2- 2				
3- 5	0- 0	0- 0	AWAY	0- 1	3- 4	2- 2				
0- 0	0- 0	0- 0	NEUTRAL	0- 0	0- 0	0- 0				

RPI 1-25				RPI 26-50				RPI 51-100				RPI 101+ Team's RPI: 216			
RPI	S	Opponent	Score	RPI	S	Opponent	Score	RPI	S	Opponent	Score	RPI	S	Opponent	Score
7	A	Oregon	43 91					66	A	UC Davis	46 72	130	N	Milwaukee	50 58
								66	H	UC Davis	75 71	139	H	Fresno St.	85 72
												140	A	Cal Poly	71 84
												140	H	Cal Poly	86 66
												144	A	Loyola Marymount	75 68
												145	H	Weber St.	61 64
												151	H	Idaho	75 80
												185	A	UC Irvine	47 56
												185	H	UC Irvine	71 67
												200	A	UC Santa Barbara	48 30
												200	H	UC Santa Barbara	73 74
												217	H	Seattle U	67 62
												222	A	New Orleans	73 76
												243	H	Omaha	60 68
												247	A	UC Riverside	58 69
												247	H	UC Riverside	60 55
												250	A	Hawaii	70 58
												250	H	Hawaii	54 56
												270	A	San Diego St.	55 58
												277	H	Arizona	66 63
												280	A	San Jose St.	76 59
												296	A	Long Beach St.	54 67
												296	H	Long Beach St.	51 59
												306	H	Northern Ariz.	78 69
												319	A	Cal St. Fullerton	70 68
												319	H	Cal St. Fullerton	65 41

				LAST 12 Division I GAMES:											
296	A	Long Beach St.	54 67	296	H	Long Beach St.	51 59	66	H	UC Davis	75 71				
185	H	UC Irvine	71 67	66	H	UC Davis	75 71	200	A	UC Santa Barbara	48 30				
250	H	Hawaii	54 56	200	A	UC Santa Barbara	48 30	185	A	UC Irvine	47 56				
140	H	Cal Poly	86 66	185	A	UC Irvine	47 56	250	A	Hawaii	70 58				
247	A	UC Riverside	58 69	250	A	Hawaii	70 58	247	H	UC Riverside	60 55				
66	A	UC Davis	46 72	247	H	UC Riverside	60 55								

Non-Div I Games: Biola 68 51

CSUN

Average RPI Win:	250	WON-LOST	WINNING	LAST 10	STRENGTH OF	OPP. STRENGTH	TEAM	ADJ.	CONF.	ADJ CONF.
Average RPI Loss:	143	RECORD	PCT. RANK	GAMES	SCHEDULE	OF SCHEDULE	RPI	RPI	RPI	RPI
DIV. I ONLY	16- 11	116	7- 3	218	255	140	140	21	21	
DIV. I NON-CONF.	5- 6	187	0- 0	157	295	163	163	19	19	

TOTALS	RPI 1-25	RPI 26-50	W-L RECORDS	RPI 51-100	RPI 101-999	RPI 201+				
16- 11	0- 0	0- 1	OVERALL	0- 3	16- 7	13- 2				
10- 2	0- 0	0- 0	HOME	0- 1	10- 1	7- 0				
6- 9	0- 0	0- 1	AWAY	0- 2	6- 6	6- 2				
0- 0	0- 0	0- 0	NEUTRAL	0- 0	0- 0	0- 0				
5- 6	0- 0	0- 1	NON-CONFERENCE	0- 1	5- 4	4- 1				
3- 1	0- 0	0- 0	HOME	0- 0	3- 1	2- 0				
2- 5	0- 0	0- 1	AWAY	0- 1	2- 3	2- 1				
0- 0	0- 0	0- 0	NEUTRAL	0- 0	0- 0	0- 0				
11- 5	0- 0	0- 0	CONFERENCE	0- 2	11- 3	9- 1				
7- 1	0- 0	0- 0	HOME	0- 1	7- 0	5- 0				
4- 4	0- 0	0- 0	AWAY	0- 1	4- 3	4- 1				
0- 0	0- 0	0- 0	NEUTRAL	0- 0	0- 0	0- 0				

RPI 1-25				RPI 26-50				RPI 51-100				RPI 101+ Team's RPI: 140			
RPI	S	Opponent	Score	RPI	S	Opponent	Score	RPI	S	Opponent	Score	RPI	S	Opponent	Score
				41	A	Minnesota	68 112					128	A	San Francisco	71 83
								66	A	UC Davis	77 85	128	H	San Francisco	88 83
								66	H	UC Davis	76 80	133	H	Robert Morris	50 66
								77	A	Saint Mary's (CA)	64 82	141	A	Eastern Wash.	72 75
												185	A	UC Irvine	66 107
												185	H	UC Irvine	79 76
												200	A	UC Santa Barbara	68 73
												200	H	UC Santa Barbara	73 72
												211	H	CSU Bakersfield	59 57
												216	A	CSUN	66 86
												216	H	CSUN	84 71
												247	A	UC Riverside	87 82
												247	H	UC Riverside	91 73
												248	H	Grand Canyon	75 69
												250	A	Hawaii	67 61
												250	H	Hawaii	52 50
												284	A	North Dakota St.	73 69
												296	A	Long Beach St.	75 64
												296	H	Long Beach St.	70 61
												306	A	Northern Ariz.	89 73
												319	A	Cal St. Fullerton	72 63
												319	H	Cal St. Fullerton	63 56
												321	A	Utah Valley	70 89
LAST 12 Division I GAMES:															
				250	A	Hawaii	67 61					66	A	UC Davis	77 85
				319	H	Cal St. Fullerton	63 56					247	H	UC Riverside	91 73
				200	H	UC Santa Barbara	73 72					250	H	Hawaii	52 50
				216	A	CSUN	66 86					319	A	Cal St. Fullerton	72 63
				185	A	UC Irvine	66 107					296	A	Long Beach St.	75 64
				296	H	Long Beach St.	70 61					66	H	UC Davis	76 80

Non-Div I Games: Cal St. Monterey Bay 77 44

Cal Poly

Average RPI Win: 284
Average RPI Loss: 190

WON-LOST
RECORD

WINNING
PCT. RANK

LAST 10
GAMES

STRENGTH OF
SCHEDULE

OPP. STRENGTH
OF SCHEDULE

TEAM
RPI

ADJ.
RPI

CONF.
RPI

ADJ CONF.
RPI

DIV. I ONLY	7- 21	296	1- 9	299	257	319	319	21	21
DIV. I NON-CONF.	4- 8	239	0- 0	308	326	289	289	19	19
<hr/>									
TOTALS	RPI 1-25	RPI 26-50	W-L RECORDS	RPI 51-100	RPI 101-999	RPI 201+			
7- 21	0- 0	0- 0	OVERALL	0- 2	7- 19	7- 8			
5- 7	0- 0	0- 0	HOME	0- 1	5- 6	5- 1			
2- 13	0- 0	0- 0	AWAY	0- 1	2- 12	2- 7			
0- 1	0- 0	0- 0	NEUTRAL	0- 0	0- 1	0- 0			
4- 8	0- 0	0- 0	NON-CONFERENCE	0- 0	4- 8	4- 3			
2- 2	0- 0	0- 0	HOME	0- 0	2- 2	2- 0			
2- 5	0- 0	0- 0	AWAY	0- 0	2- 5	2- 3			
0- 1	0- 0	0- 0	NEUTRAL	0- 0	0- 1	0- 0			
3- 13	0- 0	0- 0	CONFERENCE	0- 2	3- 11	3- 5			
3- 5	0- 0	0- 0	HOME	0- 1	3- 4	3- 1			
0- 8	0- 0	0- 0	AWAY	0- 1	0- 7	0- 4			
0- 0	0- 0	0- 0	NEUTRAL	0- 0	0- 0	0- 0			

RPI 1-25				RPI 26-50				RPI 51-100				RPI 101+ Team's RPI: 319			
RPI	S	Opponent	Score	RPI	S	Opponent	Score	RPI	S	Opponent	Score	RPI	S	Opponent	Score
								66	A	UC Davis	53 67	140	A	Cal Poly	56 63
								66	H	UC Davis	55 67	140	H	Cal Poly	63 72
												151	A	Idaho	60 80
												169	N	Oral Roberts	50 60
												176	H	UTEP	91 92
												177	H	Denver	58 83
												183	A	Pacific	65 81
												185	A	UC Irvine	58 78
												185	H	UC Irvine	60 76
												200	A	UC Santa Barbara	59 78
												200	H	UC Santa Barbara	52 59
												211	A	CSU Bakersfield	43 55
												216	A	CSUN	41 65
												216	H	CSUN	68 70
												236	A	Montana	47 68
												247	A	UC Riverside	50 63
												247	H	UC Riverside	71 62
												250	A	Hawaii	54 59
												250	H	Hawaii	69 57
												264	H	UTSA	55 46
												270	A	San Diego St.	58 59
												289	A	Santa Clara	73 69
												296	A	Long Beach St.	47 67
												296	H	Long Beach St.	67 61
												318	H	Portland	66 61
												321	A	Utah Valley	73 36
<hr/>															
LAST 12 Division I GAMES:															
				185	A	UC Irvine	58 78	200	H	UC Santa Barbara	52 59				
				66	H	UC Davis	55 67	250	A	Hawaii	54 59				
				140	A	Cal Poly	56 63	185	H	UC Irvine	60 76				
				247	H	UC Riverside	71 62	140	H	Cal Poly	63 72				
				296	A	Long Beach St.	47 67	66	A	UC Davis	53 67				
				200	A	UC Santa Barbara	59 78	216	A	CSUN	41 65				

Non-Div I Games: Antelope Valley 74 48

Cal St. Fullerton

Loss, Non-Conf, S Site, H Home A Away N Neutral

Average RPI		Win: 160	WON-LOST RECORD	WINNING PCT. RANK	LAST 10 GAMES	STRENGTH OF SCHEDULE	OPP. STRENGTH OF SCHEDULE	TEAM RPI	ADJ. RPI	CONF. RPI	ADJ. CONF. RPI
Loss: 23											
DIV. I ONLY			21- 10	78	6- 4	65	26	43	43	5	5
DIV. I NON-CONF.			9- 2	33	0- 0	55	102	27	27	3	3
TOTALS		RPI 1-25		RPI 26-50		W-L RECORDS	RPI 51-100	RPI 101-999		RPI 201+	
21- 10	1- 7			2- 1		OVERALL	2- 2	16- 0		5- 0	
12- 3	1- 2			1- 0		HOME	1- 1	9- 0		3- 0	
8- 6	0- 4			1- 1		AWAY	1- 1	6- 0		2- 0	
1- 1	0- 1			0- 0		NEUTRAL	0- 0	1- 0		0- 0	
9- 2	0- 2			0- 0		NON-CONFERENCE	2- 0	7- 0		3- 0	
5- 1	0- 1			0- 0		HOME	1- 0	4- 0		2- 0	
4- 1	0- 1			0- 0		AWAY	1- 0	3- 0		1- 0	
0- 0	0- 0			0- 0		NEUTRAL	0- 0	0- 0		0- 0	
12- 8	1- 5			2- 1		CONFERENCE	0- 2	9- 0		2- 0	
7- 2	1- 1			1- 0		HOME	0- 1	5- 0		1- 0	
4- 5	0- 3			1- 1		AWAY	0- 1	3- 0		1- 0	
1- 1	0- 1			0- 0		NEUTRAL	0- 0	1- 0		0- 0	

RPI 1-25					
RPI	S	Opponent	Score		
2	A	UConn	47	82	
7	A	Oregon	54	91	
10	A	UCLA	52	60	
10	H	UCLA	46	82	
10	N	UCLA	74	77	
13	A	Stanford	69	74	
13	H	Stanford	78	66	
23	H	Missouri	52	55	

RPI 26-50 Team's RPI : 43					
RPI	S	Opponent	Score		
42	A	Oregon St.	48	68	
49	A	Southern California	62	59	
49	H	Southern California	76	64	

RPI 51-100					
RPI	S	Opponent	Score		
54	A	Arizona St.	71	80	
54	H	Arizona St.	42	57	
77	H	Saint Mary's (CA)	87	80	
88	A	Kentucky	62	52	

RPI 101+					
RPI	S	Opponent	Score		
111	H	Utah	84	73	
112	A	Washington St.	67	54	
112	H	Washington St.	66	60	
143	H	Colorado	78	76	
154	H	BYU	70	45	
167	H	San Diego	89	64	
171	A	Brown	89	79	
183	A	Pacific	92	85	
201	A	Washington	83	67	
201	H	Washington	69	60	
201	N	Washington	71	68	
217	H	Seattle U	87	67	
261	H	Manhattan	87	66	
277	A	Arizona	53	51	
277	H	Arizona	63	39	
289	A	Santa Clara	79	41	

LAST 12 Division I GAMES:					
10	N	UCLA	74	77	
201	N	Washington	71	68	
201	A	Washington	83	67	
112	A	Washington St.	67	54	
13	H	Stanford	78	66	
13	A	Stanford	69	74	
111	H	Utah	84	73	
143	H	Colorado	78	76	
42	A	Oregon St.	48	68	
7	A	Oregon	54	91	
54	H	Arizona St.	42	57	
277	H	Arizona	63	39	

Non-Div I Games:

Cal i forni a

Loss, Non-Conf, S Site, H Home A Away N Neutral

Average RPI Win: 281	WON-LOST RECORD	WINNING PCT. RANK	LAST 10 GAMES	STRENGTH OF SCHEDULE	OPP. STRENGTH OF SCHEDULE	TEAM RPI	ADJ. RPI	CONF. RPI	ADJ CONF. RPI
Average RPI Loss: 194									
DIV. I ONLY	13- 14	195	4- 6	317	326	256	256	27	27
DIV. I NON-CONF.	5- 4	146	0- 0	320	313	230	230	28	28

TOTALS	RPI 1-25	RPI 26-50	W-L RECORDS	RPI 51-100	RPI 101-999	RPI 201+			
13- 14	0- 0	0- 1	OVERALL	0- 2	13- 11	12- 7			
7- 6	0- 0	0- 1	HOME	0- 1	7- 4	7- 2			
6- 8	0- 0	0- 0	AWAY	0- 0	6- 5	5- 4			
0- 0	0- 0	0- 0	NEUTRAL	0- 0	0- 0	0- 0			
5- 4	0- 0	0- 1	NON-CONFERENCE	0- 0	5- 3	5- 2			
2- 2	0- 0	0- 1	HOME	0- 0	2- 1	2- 1			
3- 2	0- 0	0- 0	AWAY	0- 0	3- 2	3- 1			
0- 0	0- 0	0- 0	NEUTRAL	0- 0	0- 0	0- 0			
8- 10	0- 0	0- 0	CONFERENCE	0- 2	8- 8	7- 5			
5- 4	0- 0	0- 0	HOME	0- 1	5- 3	5- 1			
3- 6	0- 0	0- 0	AWAY	0- 1	3- 5	2- 4			
0- 0	0- 0	0- 0	NEUTRAL	0- 0	0- 0	0- 0			

RPI S Opponent	Score	RPI S Opponent	Score	RPI S Opponent	Score	RPI S Opponent	Score
		48 H Mercer	57 58	89 A Liberty	42 60	136 A Radford	36 56
				89 H Liberty	33 46	136 H Radford	50 51
						183 A Kansas	48 66
						193 A High Point	51 44
						193 H High Point	53 62
						215 H Norfolk St.	27 53
						218 A UNCG	72 61
						225 A UNC Asheville	33 38
						225 H UNC Asheville	52 60
						228 A Gardner-Webb	73 44
						228 H Gardner-Webb	63 55
						245 A Presbyterian	59 65
						245 H Presbyterian	53 40
						262 A Col. of Charleston	53 45
						267 A Howard	61 63
						302 H USC Upstate	69 49
						307 H Western Caro.	58 51
						317 A N.C. Central	58 51
						324 A Charleston So.	59 63
						324 H Charleston So.	58 49
						343 A Longwood	50 57
						343 H Longwood	58 48
						344 A Wintthrop	72 48
						344 H Wintthrop	57 45
LAST 12 Division I GAMES:							
136 A Radford	36 56	89 H Liberty	33 46				
228 H Gardner-Webb	63 55	324 A Charleston So.	59 63				
344 H Wintthrop	57 45	193 A High Point	51 44				
225 A UNC Asheville	33 38	136 H Radford	50 51				
343 A Longwood	50 57	343 H Longwood	58 48				
245 H Presbyterian	53 40	228 A Gardner-Webb	73 44				

Non-Div I Games: William Peace 94 42 Columbia Int'l 78 39

Campbell

Average RPI Win: 273	WON-LOST RECORD	WINNING PCT. RANK	LAST 10 GAMES	STRENGTH OF SCHEDULE	OPP. STRENGTH OF SCHEDULE	TEAM RPI	ADJ. RPI	CONF. RPI	ADJ CONF. RPI
Average RPI Loss: 185									
DIV. I ONLY	10- 20	257	4- 6	268	285	285	285	28	28
DIV. I NON-CONF.	2- 9	295	0- 0	190	274	292	292	25	25

TOTALS	RPI 1-25	RPI 26-50	W-L RECORDS	RPI 51-100	RPI 101-999	RPI 201+			
10- 20	0- 1	0- 2	OVERALL	0- 2	10- 15	9- 9			
5- 9	0- 0	0- 1	HOME	0- 0	5- 8	4- 5			
5- 9	0- 0	0- 0	AWAY	0- 1	5- 0	5- 0			
0- 2	0- 0	0- 0	NEUTRAL	0- 0	0- 2	0- 1			
2- 9	0- 1	0- 0	NON-CONFERENCE	0- 2	2- 6	2- 3			
1- 4	0- 0	0- 0	HOME	0- 0	1- 4	1- 2			
1- 4	0- 1	0- 0	AWAY	0- 2	1- 1	1- 1			
0- 1	0- 0	0- 0	NEUTRAL	0- 0	0- 1	0- 0			
8- 11	0- 0	0- 2	CONFERENCE	0- 0	8- 9	7- 6			
4- 5	0- 0	0- 1	HOME	0- 0	4- 4	3- 3			
4- 5	0- 0	0- 1	AWAY	0- 0	4- 4	4- 2			
0- 1	0- 0	0- 0	NEUTRAL	0- 0	0- 1	0- 1			

RPI 1-25				RPI 26-50				RPI 51-100				RPI 101+ Team's RPI: 285			
RPI	S	Opponent	Score	RPI	S	Opponent	Score	RPI	S	Opponent	Score	RPI	S	Opponent	Score
19	A	Buffalo	47 73	36	A	Quinnipiac	39 64	81	A	Miami (OH)	47 72	103	N	Middle Tenn.	45 55
				36	H	Quinnipiac	55 84	90	A	Bucknell	57 76	157	A	Marist	47 58
												157	H	Marist	53 78
												188	H	Oakland	48 83
												190	H	Morehead St.	52 76
												196	A	Siena	59 68
												196	H	Siena	65 57
												206	A	Bowling Green	71 57
												233	A	Niagara	72 66
												233	H	Niagara	64 60
												252	A	Rider	54 70
												252	H	Rider	54 62
												257	H	St. Bonaventure	71 69
												261	A	Manhattan	39 58
												261	H	Manhattan	56 59
												263	H	Cornell	59 67
												273	H	Fairfield	52 56
												283	A	Monmouth	60 48
												283	H	Monmouth	62 50
												283	N	Monmouth	58 61
												288	H	Colgate	63 70
												308	A	UTRGV	46 63
												341	A	Iona	53 49
												347	A	Saint Peter's	66 53
												347	H	Saint Peter's	52 49
LAST 12 Division I GAMES:															
283	N	Monmouth	58 61	36	A	Quinnipiac	39 64								
196	A	Siena	59 68	347	H	Saint Peter's	52 49								
233	A	Niagara	72 66	233	H	Niagara	64 60								
252	H	Rider	54 62	157	H	Marist	53 78								
283	H	Monmouth	62 50	36	H	Quinnipiac	55 84								
157	A	Marist	47 58	283	A	Monmouth	60 48								

Non-Div I Games:

Canisius

Average RPI Win:	268	WON-LOST	WINNING	LAST 10	STRENGTH OF	OPP. STRENGTH	TEAM	ADJ.	CONF.	ADJ CONF.
Average RPI Loss:	118	RECORD	PCT. RANK	GAMES	SCHEDULE	OF SCHEDULE	RPI	RPI	RPI	RPI
DIV. I ONLY	17- 8	74	7- 3	274	249	127	127	26	26	
DIV. I NON-CONF.	3- 4	209	0- 0	55	24	85	85	26	26	

TOTALS	RPI 1-25	RPI 26-50	W-L RECORDS	RPI 51-100	RPI 101-999	RPI 201+				
17- 8	0- 3	0- 0	OVERALL	1- 0	16- 5	15- 2				
8- 2	0- 0	0- 0	HOME	1- 0	7- 2	7- 1				
7- 6	0- 0	0- 0	AWAY	0- 0	7- 0	7- 0				
2- 0	0- 0	0- 0	NEUTRAL	0- 0	2- 0	1- 0				
3- 4	0- 3	0- 0	NON-CONFERENCE	0- 0	3- 1	2- 0				
1- 0	0- 0	0- 0	HOME	0- 0	1- 0	1- 0				
0- 4	0- 3	0- 0	AWAY	0- 0	0- 1	0- 0				
2- 0	0- 0	0- 0	NEUTRAL	0- 0	2- 0	1- 0				
14- 4	0- 0	0- 0	CONFERENCE	1- 0	13- 4	13- 2				
7- 2	0- 0	0- 0	HOME	1- 0	6- 2	6- 1				
7- 2	0- 0	0- 0	AWAY	0- 0	7- 2	7- 1				
0- 0	0- 0	0- 0	NEUTRAL	0- 0	0- 0	0- 0				

RPI 1-25				RPI 26-50				RPI 51-100				RPI 101+ Team's RPI: 127			
RPI	S	Opponent	Score	RPI	S	Opponent	Score	RPI	S	Opponent	Score	RPI	S	Opponent	Score
4	A	Baylor	55 86					91	H	Lamar Uni versi ty	51 39	113	A	SFA	46 59
9	A	Tennessee	34 77									113	H	SFA	50 55
15	A	Texas A&M	61 72									165	A	South Ala.	43 64
												166	N	Clemson	53 47
												222	H	New Orleans	48 52
												223	A	A&M-Corpus Christi	58 50
												229	A	Ni chol ls St.	69 48
												229	H	Ni chol ls St.	60 42
												255	A	Abilene Christian	73 61
												255	H	Abilene Christian	63 45
												278	A	McNeese	51 45
												284	N	North Dakota St.	68 45
												290	H	Alcorn	75 52
												299	A	Southeastern La.	70 78
												299	H	Southeastern La.	63 47
												309	H	Houston Baptist	64 56
												311	A	Incarinate Word	57 35
												335	A	Sam Houston St.	73 53
												335	H	Sam Houston St.	69 44
												336	A	Northwestern St.	61 53
												336	H	Northwestern St.	59 39
LAST 12 Division I GAMES:															
336	H	Northwestern St.	59 39	309	H	Houston Baptist	64 56								
335	A	Sam Houston St.	73 53	299	A	Southeastern La.	70 78								
255	A	Abilene Christian	73 61	336	A	Northwestern St.	61 53								
113	H	SFA	50 55	113	A	SFA	46 59								
229	H	Ni chol ls St.	60 42	255	H	Abilene Christian	63 45								
278	A	McNeese	51 45	222	H	New Orleans	48 52								

Non-Div I Games: Central Baptist 75 34 Williams Baptist 77 31 Crowley's Ridge 106 23 Hendrix 79 22 Central Ark.

C
e
n
t
r
a
l
C
o
n
n
.
S
t
.

Central Conn. St.			Through Games Of March 5, 2018								
Average RPI	Win:	287	WON-LOST	WINNING	LAST 10	STRENGTH OF	OPP. STRENGTH	TEAM	ADJ.	CONF.	ADJ CONF.
Average RPI	Loss:	182	RECORD	PCT. RANK	GAMES	SCHEDULE	OF SCHEDULE	RPI	RPI	RPI	RPI
DIV. I ONLY			7- 22	299	5- 5	185	310	291	291	29	29
DIV. I NON-CONF.			0- 11	337	0- 0	76	164	297	297	29	29

TOTALS		RPI 1-25		RPI 26-50		W-L RECORDS		RPI 51-100	RPI 101-999	RPI 201+	
7- 22		0- 0		0- 1		OVERALL		0- 4	7- 17	7- 9	
4- 9		0- 0		0- 0		HOME		0- 1	4- 8	4- 4	
3- 13		0- 0		0- 1		AWAY		0- 3	3- 9	3- 5	
0- 0		0- 0		0- 0		NEUTRAL		0- 0	0- 0	0- 0	
0- 11		0- 0		0- 1		NON-CONFERENCE		0- 4	0- 6	0- 2	
0- 4		0- 0		0- 0		HOME		0- 1	0- 3	0- 1	
0- 7		0- 0		0- 1		AWAY		0- 3	0- 3	0- 1	
0- 0		0- 0		0- 0		NEUTRAL		0- 0	0- 0	0- 0	
7- 11		0- 0		0- 0		CONFERENCE		0- 0	7- 11	7- 7	
4- 5		0- 0		0- 0		HOME		0- 0	4- 5	4- 3	
3- 6		0- 0		0- 0		AWAY		0- 0	3- 6	3- 4	
0- 0		0- 0		0- 0		NEUTRAL		0- 0	0- 0	0- 0	

RPI 1-25				RPI 26-50				RPI 51-100				RPI 101+ Team's RPI: 291			
RPI	S	Opponent	Score	RPI	S	Opponent	Score	RPI	S	Opponent	Score	RPI	S	Opponent	Score
				31	A	Virginia	59 103	64	A	West Virginia	52 102	119	A	Saint Francis (PA)	59 87
								72	A	Duquesne	58 83	119	H	Saint Francis (PA)	75 85
								83	H	Albany (NY)	60 72	125	H	Yale	62 75
								93	A	Penn St.	66 83	131	A	Hartford	52 68
												133	A	Robert Morris	47 66
												133	H	Robert Morris	51 67
												171	H	Brown	55 78
												186	A	Stony Brook	55 60
												253	A	Sacred Heart	73 71
												253	H	Sacred Heart	69 59
												265	A	St. Francis Brooklyn	83 77
												265	H	St. Francis Brooklyn	70 78
												268	H	Morgan St.	41 61
												271	A	LIU Brooklyn	57 63
												271	H	LIU Brooklyn	54 61
												286	A	Fairleigh Dickinson	49 78
												286	H	Fairleigh Dickinson	76 56
												293	A	Mt. St. Mary's	56 76
												293	H	Mt. St. Mary's	56 68
												294	A	Vermont	48 62
												295	A	Bryant	50 66
												295	H	Bryant	66 59
												329	A	Wagner	66 64
												329	H	Wagner	59 56
LAST 12 Division I GAMES:															
				271	A	LIU Brooklyn	57 63	295	H	Bryant	66 59				
				265	A	St. Francis Brooklyn	83 77	286	H	Fairleigh Dickinson	76 56				
				133	H	Robert Morris	51 67	253	A	Sacred Heart	73 71				
				119	H	Saint Francis (PA)	75 85	133	A	Robert Morris	47 66				
				293	A	Mt. St. Mary's	56 76	119	A	Saint Francis (PA)	59 87				
				329	A	Wagner	66 64	271	H	LIU Brooklyn	54 61				

Non-Div I Games:

Central Conn. St.

Average RPI Win:	143	WON-LOST	WINNING	LAST 10	STRENGTH OF	OPP. STRENGTH	TEAM	ADJ.	CONF.	ADJ CONF.
Average RPI Loss:	47	RECORD	PCT. RANK	GAMES	SCHEDULE	OF SCHEDULE	RPI	RPI	RPI	RPI
DIV. I ONLY	24- 4	12	9- 1	72	86	20	20	8	8	
DIV. I NON-CONF.	7- 3	74	0- 0	202	63	99	99	8	8	

TOTALS	RPI 1-25	RPI 26-50	W-L RECORDS	RPI 51-100	RPI 101-999	RPI 201+				
24- 4	1- 1	2- 1	OVERALL	3- 2	18- 0	5- 0				
11- 2	1- 0	1- 1	HOME	1- 1	8- 0	2- 0				
11- 2	0- 1	1- 0	AWAY	2- 1	8- 0	2- 0				
2- 0	0- 0	0- 0	NEUTRAL	0- 0	2- 0	1- 0				
7- 3	0- 0	0- 1	NON-CONFERENCE	0- 2	7- 0	3- 0				
2- 2	0- 0	0- 1	HOME	0- 1	2- 0	1- 0				
3- 1	0- 0	0- 0	AWAY	0- 1	3- 0	1- 0				
2- 0	0- 0	0- 0	NEUTRAL	0- 0	2- 0	1- 0				
17- 1	1- 1	2- 0	CONFERENCE	3- 0	11- 0	2- 0				
9- 0	1- 0	1- 0	HOME	1- 0	6- 0	1- 0				
8- 1	0- 1	1- 0	AWAY	2- 0	5- 0	1- 0				
0- 0	0- 0	0- 0	NEUTRAL	0- 0	0- 0	0- 0				

RPI	S	Opponent	Score	RPI	S	Opponent	Score	RPI	S	Opponent	Score	RPI	S	Opponent	Score
19	A	Buffalo	82 85	36	H	Quinnipiac	70 84	61	H	Purdue	69 79	101	A	Ohio	74 72
19	H	Buffalo	86 79	37	A	Ball St.	69 65	72	A	Duquesne	61 64	101	H	Ohio	82 58
				37	H	Ball St.	88 80	81	A	Miami (OH)	84 66	104	N	Iowa St.	81 60
								84	A	Toledo	72 67	105	A	Western Mich.	78 62
								84	H	Toledo	85 47	105	H	Western Mich.	74 70
												147	A	Northern Ill.	81 78
												147	H	Northern Ill.	91 77
												149	H	Kent St.	88 84
												150	H	Vanderbilt	92 75
												163	A	SIUE	94 56
												188	A	Oakland	103 85
												201	A	Eastern Mich.	95 72
												201	H	Eastern Mich.	95 82
												206	H	Bowling Green	90 54
												220	A	Akron	95 86
												259	A	Indiana St.	77 67
												262	H	Col. of Charleston	79 58
												270	N	San Diego St.	85 76

LAST 12 Division I GAMES:															
84	A	Toledo	72 67	84	H	Toledo	85 47	101	A	Ohio	74 72	201	A	Eastern Mich.	95 72
37	H	Ball St.	88 80	101	A	Ohio	74 72	201	A	Eastern Mich.	95 72	19	H	Buffalo	86 79
105	A	Western Mich.	78 62	201	A	Eastern Mich.	95 72	105	H	Western Mich.	74 70	220	A	Akron	95 86
147	H	Northern Ill.	91 77	19	H	Buffalo	86 79	105	H	Western Mich.	74 70				
201	H	Eastern Mich.	95 82	220	A	Akron	95 86								
19	A	Buffalo	82 85												

Non-Div I Games: Aquinas 96 47

Central Mich.

Average RPI Win:	308	WON-LOST	WINNING	LAST 10	STRENGTH OF	OPP. STRENGTH	TEAM	ADJ.	CONF.	ADJ CONF.
Average RPI Loss:	202	RECORD	PCT. RANK	GAMES	SCHEDULE	OF SCHEDULE	RPI	RPI	RPI	RPI
DIV. I ONLY	7- 19	285	3- 7	321	316	324	324	27	27	
DIV. I NON-CONF.	2- 6	280	0- 0	337	264	334	334	28	28	

TOTALS	RPI 1-25	RPI 26-50	W-L RECORDS	RPI 51-100	RPI 101-999	RPI 201+				
7- 19	0- 0	0- 0	OVERALL	0- 3	7- 16	7- 10				
4- 8	0- 0	0- 0	HOME	0- 1	4- 7	4- 5				
3- 10	0- 0	0- 0	AWAY	0- 0	3- 4	3- 2				
0- 1	0- 0	0- 0	NEUTRAL	0- 0	0- 1	0- 0				
2- 6	0- 0	0- 0	NON-CONFERENCE	0- 1	2- 5	2- 3				
1- 2	0- 0	0- 0	HOME	0- 0	1- 2	1- 2				
1- 3	0- 0	0- 0	AWAY	0- 1	1- 2	1- 1				
0- 1	0- 0	0- 0	NEUTRAL	0- 0	0- 1	0- 0				
5- 13	0- 0	0- 0	CONFERENCE	0- 2	5- 11	5- 7				
3- 6	0- 0	0- 0	HOME	0- 1	3- 5	3- 3				
2- 7	0- 0	0- 0	AWAY	0- 1	2- 6	2- 4				
0- 0	0- 0	0- 0	NEUTRAL	0- 0	0- 0	0- 0				

RPI 1-25				RPI 26-50				RPI 51-100				RPI 101+				Team's RPI : 324	
RPI	S	Opponent	Score	RPI	S	Opponent	Score	RPI	S	Opponent	Score	RPI	S	Opponent	Score		
								68	A	Georgia Tech	51	78	131	N	Hartford	43	62
								89	A	Liberty	53	63	136	A	Radford	57	74
								89	H	Liberty	57	95	136	H	Radford	56	61
													166	A	Clemson	30	66
													193	A	High Point	49	52
													193	H	High Point	74	75
													225	A	UNC Asheville	69	71
													225	H	UNC Asheville	61	78
													228	A	Gardner-Webb	52	68
													228	H	Gardner-Webb	59	75
													245	A	Presbyterian	64	61
													245	H	Presbyterian	58	81
													256	A	Campbell	49	58
													256	H	Campbell	63	59
													260	H	Lipscomb	54	58
													300	A	FIU	70	77
													303	A	Wofford	68	45
													320	H	Coppin St.	72	58
													322	H	South Carolina St.	58	60
													343	A	Longwood	78	61
													343	H	Longwood	73	57
													344	A	Winthrop	56	62
													344	H	Winthrop	81	45
LAST 12 Division I GAMES:																	
				245	H	Presbyterian	58	81					136	A	Radford	57	74
				344	A	Winthrop	56	62					256	H	Campbell	63	59
				89	H	Liberty	57	95					343	A	Longwood	78	61
				193	A	High Point	49	52					245	A	Presbyterian	64	61
				228	H	Gardner-Webb	59	75					193	H	High Point	74	75
				225	A	UNC Asheville	69	71					225	H	UNC Asheville	61	78

Non-Div I Games: Southern Wesleyan 94 56 Erskine 79 43

Charleston So.

Average RPI Win:	229	WON-LOST	WINNING	LAST 10	STRENGTH OF	OPP. STRENGTH	TEAM	ADJ.	CONF.	ADJ CONF.
Average RPI Loss:	116	RECORD	PCT. RANK	GAMES	SCHEDULE	OF SCHEDULE	RPI	RPI	RPI	RPI
DIV. I ONLY	14- 15	189	7- 3	121	169	155	155	18	18	
DIV. I NON-CONF.	4- 9	249	0- 0	103	120	222	222	20	20	

TOTALS	RPI 1-25	RPI 26-50	W-L RECORDS	RPI 51-100	RPI 101-999	RPI 201+				
14- 15	0- 1	0- 3	OVERALL	2- 1	12- 10	11- 2				
9- 4	0- 0	0- 2	HOME	1- 0	8- 2	8- 0				
5- 9	0- 0	0- 0	AWAY	1- 1	4- 8	3- 2				
0- 2	0- 1	0- 1	NEUTRAL	0- 0	0- 0	0- 0				
4- 9	0- 1	0- 3	NON-CONFERENCE	1- 0	3- 5	3- 1				
3- 2	0- 0	0- 2	HOME	1- 0	2- 0	2- 0				
1- 5	0- 0	0- 0	AWAY	0- 0	1- 5	1- 1				
0- 2	0- 1	0- 1	NEUTRAL	0- 0	0- 0	0- 0				
10- 6	0- 0	0- 0	CONFERENCE	1- 1	9- 5	8- 1				
6- 2	0- 0	0- 0	HOME	0- 0	6- 2	6- 0				
4- 4	0- 0	0- 0	AWAY	1- 1	3- 3	2- 1				
0- 0	0- 0	0- 0	NEUTRAL	0- 0	0- 0	0- 0				

RPI 1-25				RPI 26-50				RPI 51-100				RPI 101+				Team's RPI: 155
RPI	S	Opponent	Score	RPI	S	Opponent	Score	RPI	S	Opponent	Score	RPI	S	Opponent	Score	
21	N	Iowa	64 77	30	N	South Dakota St.	70 71	56	A	Western Ky.	61 83	103	A	Middle Tenn.	45 64	
				40	H	Rutgers	54 77	72	H	Duquesne	75 72	103	H	Middle Tenn.	53 54	
				48	H	Mercer	74 90	80	A	UAB	80 71	107	H	Rice	55 62	
												109	A	Wake Forest	69 71	
												124	A	Louisiana Tech	64 51	
												146	A	Arkansas	72 73	
												176	A	UTEP	58 67	
												187	A	Davidson	66 68	
												192	A	East Carolina	55 58	
												203	A	Wisconsin	66 80	
												205	A	Southern Miss.	85 79	
												205	H	Southern Miss.	66 56	
												219	H	Fla. Atlantic	83 69	
												224	A	North Texas	68 73	
												225	A	UNC Asheville	51 47	
												264	H	UTSA	88 75	
												282	A	Old Dominion	63 60	
												282	H	Old Dominion	51 43	
												300	H	FIU	80 57	
												310	H	Marshall	67 61	
												320	H	Coppin St.	78 49	
												322	H	South Carolina St.	64 49	

LAST 12 Division I GAMES:																
219	H	Fla. Atlantic	83 69	264	H	UTSA	88 75									
282	H	Old Dominion	51 43	300	H	FIU	80 57									
103	H	Middle Tenn.	53 54	310	H	Marshall	67 61									
56	A	Western Ky.	61 83	103	A	Middle Tenn.	45 64									
80	A	UAB	80 71	205	A	Southern Miss.	85 79									
124	A	Louisiana Tech	64 51	107	H	Rice	55 62									

Non-Div I Games:

Charlotte

Chattanooga

Through Games Of March 5, 2018

Average RPI Win:	189	WON-LOST	WINNING	LAST 10	STRENGTH OF	OPP. STRENGTH	TEAM	ADJ.	CONF.	ADJ CONF.
Average RPI Loss:	106	RECORD	PCT. RANK	GAMES	SCHEDULE	OF SCHEDULE	RPI	RPI	RPI	RPI
DIV. I ONLY	17- 12	118	5- 5	109	114	106	106	17	17	
DIV. I NON-CONF.	9- 5	99	0- 0	36	44	58	58	17	17	

TOTALS	RPI 1-25	RPI 26-50	W-L RECORDS	RPI 51-100	RPI 101-999	RPI 201+				
17- 12	0- 1	0- 4	OVERALL	4- 1	13- 6	7- 1				
8- 5	0- 0	0- 2	HOME	1- 1	7- 2	4- 0				
6- 5	0- 1	0- 1	AWAY	1- 0	5- 3	3- 0				
3- 2	0- 0	0- 1	NEUTRAL	2- 0	1- 1	0- 1				
9- 5	0- 1	0- 2	NON-CONFERENCE	4- 1	5- 1	1- 0				
4- 2	0- 0	0- 1	HOME	1- 1	3- 0	1- 0				
2- 2	0- 1	0- 0	AWAY	1- 0	1- 1	0- 0				
3- 1	0- 0	0- 1	NEUTRAL	2- 0	1- 0	0- 0				
8- 7	0- 0	0- 2	CONFERENCE	0- 0	8- 5	6- 1				
4- 3	0- 0	0- 1	HOME	0- 0	4- 2	3- 0				
4- 3	0- 0	0- 1	AWAY	0- 0	4- 2	3- 0				
0- 1	0- 0	0- 0	NEUTRAL	0- 0	0- 1	0- 1				

RPI 1-25				RPI 26-50				RPI 51-100				RPI 101+				Team's RPI: 106
RPI	S	Opponent	Score	RPI	S	Opponent	Score	RPI	S	Opponent	Score	RPI	S	Opponent	Score	
25	A	Green Bay	30 60	29	N	Princeton	49 59	52	H	FGCU	68 61	110	A	ETSU	58 65	
				45	H	UCF	57 58	53	A	Indiana	64 61	110	H	ETSU	55 61	
				48	A	Mercer	56 65	67	H	Virginia Tech	44 64	156	H	UT Martin	87 82	
				48	H	Mercer	50 71	96	N	Georgetown	54 41	160	A	Samford	71 65	
								100	N	Auburn	50 41	160	H	Samford	68 58	
												174	N	Northwestern	61 44	
												175	A	Florida	65 60	
												178	H	Hampton	64 52	
												189	A	Furman	57 58	
												189	H	Furman	45 50	
												197	A	Stetson	67 78	
												218	A	UNCG	73 57	
												218	H	UNCG	49 42	
												218	N	UNCG	66 70	
												245	H	Presbyteria n	71 51	
												303	A	Wofford	54 47	
												303	H	Wofford	76 46	
												307	A	Western Caro.	58 41	
												307	H	Western Caro.	47 32	

LAST 12 Division I GAMES:																
				218	N	UNCG	66 70	218	A	UNCG	73 57					
				160	A	Samford	71 65	307	A	Western Caro.	58 41					
				48	A	Mercer	56 65	48	H	Mercer	50 71					
				303	H	Wofford	76 46	160	H	Samford	68 58					
				189	H	Furman	45 50	189	A	Furman	57 58					
				110	H	ETSU	55 61	303	A	Wofford	54 47					

Non-Div I Games:

Chattanooga

■ Loss,
 ■ Non-Conf,
 S Site,
 ■ Home
 ■ Away
 N Neutral

Average RPI Win:	321	WON-LOST	WINNING	LAST 10	STRENGTH OF	OPP. STRENGTH	TEAM	ADJ.	CONF.	ADJ CONF.
Average RPI Loss:	211	RECORD	PCT. RANK	GAMES	SCHEDULE	OF SCHEDULE	RPI	RPI	RPI	RPI
DIV. I ONLY	1- 28	349	1- 9	275	322	346	346	31	31	
DIV. I NON-CONF.	0- 15	337	0- 0	215	266	341	341	31	31	

TOTALS	RPI 1-25	RPI 26-50	W-L RECORDS	RPI 51-100	RPI 101-999	RPI 201+				
1- 28	0- 0	0- 0	OVERALL	0- 4	1- 24	1- 17				
0- 14	0- 0	0- 0	HOME	0- 1	0- 13	0- 9				
1- 13	0- 0	0- 0	AWAY	0- 3	1- 10	1- 8				
0- 1	0- 0	0- 0	NEUTRAL	0- 0	0- 1	0- 0				
0- 15	0- 0	0- 0	NON-CONFERENCE	0- 4	0- 11	0- 4				
0- 7	0- 0	0- 0	HOME	0- 1	0- 6	0- 2				
0- 7	0- 0	0- 0	AWAY	0- 3	0- 4	0- 2				
0- 1	0- 0	0- 0	NEUTRAL	0- 0	0- 1	0- 0				
1- 13	0- 0	0- 0	CONFERENCE	0- 0	1- 13	1- 13				
0- 7	0- 0	0- 0	HOME	0- 0	0- 7	0- 7				
1- 6	0- 0	0- 0	AWAY	0- 0	1- 6	1- 6				
0- 0	0- 0	0- 0	NEUTRAL	0- 0	0- 0	0- 0				

RPI 1-25				RPI 26-50				RPI 51-100				RPI 101+ Team's RPI: 346			
RPI	S	Opponent	Score	RPI	S	Opponent	Score	RPI	S	Opponent	Score	RPI	S	Opponent	Score
								86	A	Wright St.	39 84	130	H	Milwaukee	59 84
								92	A	Kansas St.	51 99	147	H	Northern Ill.	59 80
								99	A	Western Ill.	54 71	148	A	Wichita St.	63 66
								99	H	Western Ill.	45 83	169	N	Oral Roberts	43 73
												174	H	Northwestern	36 63
												181	A	Pittsburgh	49 87
												190	H	Morehead St.	40 79
												210	A	New Mexico St.	59 74
												210	H	New Mexico St.	55 63
												211	A	CSU Bakersfield	49 63
												211	H	CSU Bakersfield	36 63
												217	A	Seattle U	60 72
												217	H	Seattle U	56 63
												237	A	Illinois	56 66
												248	A	Grand Canyon	36 64
												248	H	Grand Canyon	43 59
												279	A	UMKC	47 106
												279	H	UMKC	47 59
												297	H	Jackson St.	69 87
												298	A	Valparaiso	60 71
												304	H	Loyola Chicago	28 46
												308	A	UTRGV	44 81
												308	H	UTRGV	62 69
												321	A	Utah Valley	84 74
												321	H	Utah Valley	30 68

				LAST 12 Division I GAMES:											
				279	H	UMKC	47 59	248	H	Grand Canyon	43 59				
				308	H	UTRGV	62 69	211	H	CSU Bakersfield	36 63				
				210	H	New Mexico St.	55 63	308	A	UTRGV	44 81				
				279	A	UMKC	47 106	211	A	CSU Bakersfield	49 63				
				217	A	Seattle U	60 72	248	A	Grand Canyon	36 64				
				321	A	Utah Valley	84 74	321	H	Utah Valley	30 68				

Non-Div I Games:

Chicago St.

Average RPI Win:	192	WON-LOST	WINNING	LAST 10	STRENGTH OF	OPP. STRENGTH	TEAM	ADJ.	CONF.	ADJ CONF.
Average RPI Loss:	92	RECORD	PCT. RANK	GAMES	SCHEDULE	OF SCHEDULE	RPI	RPI	RPI	RPI
DIV. I ONLY	18- 12	112	6- 4	114	83	102	102	7	7	
DIV. I NON-CONF.	7- 5	132	0- 0	253	151	211	211	7	7	

TOTALS	RPI 1-25	RPI 26-50	W-L RECORDS	RPI 51-100	RPI 101-999	RPI 201+				
18- 12	0- 5	0- 1	OVERALL	3- 0	15- 6	7- 1				
11- 6	0- 2	0- 1	HOME	2- 0	9- 3	5- 0				
6- 5	0- 2	0- 0	AWAY	1- 0	5- 3	2- 1				
1- 1	0- 1	0- 0	NEUTRAL	0- 0	1- 0	0- 0				
7- 5	0- 1	0- 0	NON-CONFERENCE	1- 0	6- 4	6- 1				
6- 3	0- 1	0- 0	HOME	1- 0	5- 2	5- 0				
1- 2	0- 0	0- 0	AWAY	0- 0	1- 2	1- 1				
0- 0	0- 0	0- 0	NEUTRAL	0- 0	0- 0	0- 0				
11- 7	0- 4	0- 1	CONFERENCE	2- 0	9- 2	1- 0				
5- 3	0- 1	0- 1	HOME	1- 0	4- 1	0- 0				
5- 3	0- 2	0- 0	AWAY	1- 0	4- 1	1- 0				
1- 1	0- 1	0- 0	NEUTRAL	0- 0	1- 0	0- 0				

RPI 1-25				RPI 26-50				RPI 51-100				RPI 101+				Team's RPI: 102
RPI	S	Opponent	Score	RPI	S	Opponent	Score	RPI	S	Opponent	Score	RPI	S	Opponent	Score	
2	A	UConn	65 106	45	H	UCF	38 50	78	A	Houston	88 82	110	A	ETSU	77 87	
2	N	UConn	21 75					78	H	Houston	61 57	119	H	Saint Francis (PA)	73 77	
6	H	Ohio St.	76 87					81	H	Miami (OH)	73 62	122	H	Tulane	83 52	
14	A	South Fla.	65 84									148	A	Wichita St.	75 69	
14	H	South Fla.	46 69									181	H	Pittsburgh	46 66	
												182	A	Temple	70 52	
												182	H	Temple	80 72	
												191	H	Memphis	64 53	
												192	A	East Carolina	66 54	
												192	H	East Carolina	70 79	
												194	A	Tulsa	51 64	
												194	H	Tulsa	78 41	
												194	N	Tulsa	66 65	
												206	H	Bowling Green	75 51	
												213	A	SMU	58 40	
												226	A	Xavier	50 53	
												232	H	Southeast Mo. St.	65 52	
												267	H	Howard	87 53	
												282	A	Old Dominion	54 33	
												299	H	Southeastern La.	82 43	
												315	H	Eastern Ky.	64 53	

LAST 12 Division I GAMES:																
		2 N UConn	21 75			122 H Tulane	83 52									
		194 N Tulsa	66 65			148 A Wichita St.	75 69									
		78 H Houston	61 57			2 A UConn	65 106									
		14 A South Fla.	65 84			45 H UCF	38 50									
		182 A Temple	70 52			192 H East Carolina	70 79									
		194 H Tulsa	78 41			213 A SMU	58 40									

Non-Div I Games: Slippery Rock 85 52

Cincinnati

C
l
e
m
s
o
n

Through Games Of March 5, 2018											
Clemson		Average RPI Win: 241	WON-LOST RECORD	WINNING PCT. RANK	LAST 10 GAMES	STRENGTH OF SCHEDULE	OPP. STRENGTH OF SCHEDULE	TEAM RPI	ADJ. RPI	CONF. RPI	ADJ CONF. RPI
Average RPI Loss: 53											
DIV. I ONLY		11- 19	243	0- 10	55	63	166	166	1	1	
DIV. I NON-CONF.		10- 3	52	0- 0	198	284	101	101	1	1	

TOTALS		RPI 1-25	RPI 26-50	W-L RECORDS	RPI 51-100	RPI 101-999	RPI 201+				
11- 19		0- 8	0- 3	OVERALL	1- 4	10- 4	8- 0				
7- 8		0- 4	0- 1	HOME	0- 1	7- 2	6- 0				
3- 8		0- 3	0- 2	AWAY	1- 2	2- 1	1- 0				
1- 3		0- 1	0- 0	NEUTRAL	0- 1	1- 1	1- 0				
10- 3		0- 2	0- 0	NON-CONFERENCE	1- 0	9- 1	7- 0				
6- 1		0- 1	0- 0	HOME	0- 0	6- 0	5- 0				
3- 0		0- 0	0- 0	AWAY	1- 0	2- 0	1- 0				
1- 2		0- 1	0- 0	NEUTRAL	0- 0	1- 1	1- 0				
1- 16		0- 6	0- 3	CONFERENCE	0- 4	1- 3	1- 0				
1- 7		0- 3	0- 1	HOME	0- 1	1- 2	1- 0				
0- 8		0- 3	0- 2	AWAY	0- 2	0- 1	0- 0				
0- 1		0- 0	0- 0	NEUTRAL	0- 1	0- 0	0- 0				

RPI 1-25				RPI 26-50				RPI 51-100				RPI 101+ Team's RPI: 166			
RPI	S	Opponent	Score	RPI	S	Opponent	Score	RPI	S	Opponent	Score	RPI	S	Opponent	Score
1	A	Notre Dame	37 90	31	A	Virginia	41 70	60	A	Nebraska	67 66	109	H	Wake Forest	55 61
3	A	Louisville	46 65	35	A	Syracuse	51 86	67	A	Virginia Tech	45 53	117	A	North Carolina	52 59
8	A	Florida St.	43 91	50	H	Miami (FL)	60 72	68	A	Georgia Tech	33 66	124	A	Louisiana Tech	55 47
8	H	Florida St.	47 69					68	H	Georgia Tech	48 60	127	N	Central Ark.	47 53
11	H	South Carolina	36 66					68	N	Georgia Tech	52 61	162	H	Jacksonville St.	53 45
17	H	NC State	41 62									181	H	Pittsburgh	42 58
18	H	Duke	35 60									208	H	Boston College	65 61
19	N	Buffalo	41 61									244	H	Prairie View	64 58
LAST 12 Division I GAMES:															
68	N	Georgia Tech	52 61	68	H	Georgia Tech	48 60								
109	H	Wake Forest	55 61	181	H	Pittsburgh	42 58								
67	A	Virginia Tech	45 53	17	H	NC State	41 62								
8	A	Florida St.	43 91	35	A	Syracuse	51 86								
18	H	Duke	35 60	1	A	Notre Dame	37 90								
3	A	Louisville	46 65	208	H	Boston College	65 61								

Non-Div I Games:

Clemson

C
l
e
m
s
o
n

RPI 1-25				RPI 26-50				RPI 51-100				RPI 101+				Team's RPI: 118	
RPI	S	Opponent	Score	RPI	S	Opponent	Score	RPI	S	Opponent	Score	RPI	S	Opponent	Score		
25	A	Green Bay	43 69	37	H	Ball St.	64 76	79	A	IUPUI	56 94	101	H	Ohio	71 64		
25	H	Green Bay	71 60					79	H	IUPUI	64 77	120	N	Saint Louis	64 80		
								84	A	Toledo	56 65	130	A	Milwaukee	72 79		
								86	A	Wright St.	70 63	130	H	Milwaukee	63 69		
								86	H	Wright St.	71 70	142	A	Youngstown St.	69 76		
								86	N	Wright St.	61 83	142	H	Youngstown St.	52 66		
												164	N	Louisiana	54 45		
												188	A	Oakland	86 66		
												188	H	Oakland	70 62		
												201	H	Eastern Mich.	77 65		
												233	A	Niagara	70 61		
												241	A	Illinois St.	56 47		
												254	A	Northern Ky.	70 65		
												254	H	Northern Ky.	72 49		
												266	A	Bradley	67 65		
												310	H	Marshall	85 76		
												326	A	Detroit Mercy	90 76		
												326	H	Detroit Mercy	75 50		
												332	A	Ill.-Chicago	64 42		
												332	H	Ill.-Chicago	70 67		
												345	H	Eastern Ill.	77 69		
				LAST 12 Division I GAMES:													
				86	N	Wright St.	61 83	332	A	Ill.-Chicago	64 42						
				142	A	Youngstown St.	69 76	188	A	Oakland	86 66						
				86	A	Wright St.	70 63	326	A	Detroit Mercy	90 76						
				130	H	Milwaukee	63 69	254	H	Northern Ky.	72 49						
				25	H	Green Bay	71 60	86	H	Wright St.	71 70						
				79	A	IUPUI	56 94	142	H	Youngstown St.	52 66						

Cleveland and St.

Average RPI Win:	245	WON-LOST	WINNING	LAST 10	STRENGTH OF	OPP. STRENGTH	TEAM	ADJ.	CONF.	ADJ CONF.
Average RPI Loss:	167	RECORD	PCT. RANK	GAMES	SCHEDULE	OF SCHEDULE	RPI	RPI	RPI	RPI
DIV. I ONLY	14- 13	163	5- 5	258	266	227	227	22	22	
DIV. I NON-CONF.	4- 5	202	0- 0	331	217	327	327	23	23	

TOTALS	RPI 1-25	RPI 26-50	W-L RECORDS	RPI 51-100	RPI 101-999	RPI 201+				
14- 13	0- 0	0- 1	OVERALL	0- 3	14- 9	9- 5				
11- 4	0- 0	0- 0	HOME	0- 1	11- 3	7- 3				
3- 6	0- 0	0- 0	AWAY	0- 1	3- 5	2- 1				
0- 3	0- 0	0- 1	NEUTRAL	0- 1	0- 1	0- 1				
4- 5	0- 0	0- 1	NON-CONFERENCE	0- 1	4- 3	4- 3				
4- 2	0- 0	0- 0	HOME	0- 0	4- 2	4- 2				
0- 0	0- 0	0- 0	AWAY	0- 0	0- 0	0- 0				
0- 3	0- 0	0- 1	NEUTRAL	0- 1	0- 1	0- 1				
10- 8	0- 0	0- 0	CONFERENCE	0- 2	10- 6	5- 2				
7- 2	0- 0	0- 0	HOME	0- 1	7- 1	3- 1				
3- 6	0- 0	0- 0	AWAY	0- 1	3- 5	2- 1				
0- 0	0- 0	0- 0	NEUTRAL	0- 0	0- 0	0- 0				

RPI	S	Opponent	Score	RPI	S	Opponent	Score	RPI	S	Opponent	Score	RPI	S	Opponent	Score	Team's RPI: 227
35	N	Syracuse	57 69	60	N	Nebraska	47 55	137	A	Texas St.	69 78	137	H	Texas St.	65 64	
				95	A	Little Rock	44 53	164	A	Louisiana	55 59	165	A	South Ala.	62 68	
				95	H	Little Rock	49 51	165	H	South Ala.	71 56	170	A	UT Arlington	63 65	
								170	H	UT Arlington	89 76	180	A	Troy	97 92	
								180	H	Troy	84 71	209	A	Arkansas St.	73 65	
								209	H	Arkansas St.	63 70	218	H	UNCG	54 60	
								224	N	North Texas	34 50	258	H	UNCW	57 41	
								262	H	Col. of Charleston	70 72	274	A	Appalachian St.	66 51	
								274	H	Appalachian St.	73 68	303	H	Wofford	67 51	
								305	H	Georgia St.	64 49	317	H	N.C. Central	68 65	
								325	H	Fort Wayne	67 58	327	H	Ga. Southern	54 51	
								338	A	La.-Monroe	56 62					
LAST 12 Division I GAMES:																
274	A	Appalachian St.	66 51	170	A	UT Arlington	63 65									
209	A	Arkansas St.	73 65	137	A	Texas St.	69 78									
95	A	Little Rock	44 53	95	H	Little Rock	49 51									
165	H	South Ala.	71 56	209	H	Arkansas St.	63 70									
180	H	Troy	84 71	180	A	Troy	97 92									
274	H	Appalachian St.	73 68	165	A	South Ala.	62 68									

Non-Div I Games: Lees-McRae 73 47 Allen 93 49

Coastal Caro.

Average RPI Win:	260	WON-LOST	WINNING	LAST 10	STRENGTH OF	OPP. STRENGTH	TEAM	ADJ.	CONF.	ADJ CONF.
Average RPI Loss:	133	RECORD	PCT. RANK	GAMES	SCHEDULE	OF SCHEDULE	RPI	RPI	RPI	RPI
DIV. I ONLY	6- 23	315	1- 9	127	144	262	262	10	10	
DIV. I NON-CONF.	4- 7	226	0- 0	188	163	226	226	12	12	

TOTALS	RPI 1-25	RPI 26-50	W-L RECORDS	RPI 51-100	RPI 101-999	RPI 201+				
6- 23	0- 2	0- 4	OVERALL	0- 3	6- 14	6- 6				
2- 12	0- 0	0- 2	HOME	0- 1	2- 9	2- 5				
4- 11	0- 2	0- 2	AWAY	0- 2	4- 5	4- 1				
0- 0	0- 0	0- 0	NEUTRAL	0- 0	0- 0	0- 0				
4- 7	0- 2	0- 0	NON-CONFERENCE	0- 1	4- 4	4- 2				
2- 3	0- 0	0- 0	HOME	0- 0	2- 3	2- 2				
2- 4	0- 2	0- 0	AWAY	0- 1	2- 1	2- 0				
0- 0	0- 0	0- 0	NEUTRAL	0- 0	0- 0	0- 0				
2- 16	0- 0	0- 4	CONFERENCE	0- 2	2- 10	2- 4				
0- 9	0- 0	0- 2	HOME	0- 1	0- 6	0- 3				
2- 7	0- 0	0- 2	AWAY	0- 1	2- 4	2- 1				
0- 0	0- 0	0- 0	NEUTRAL	0- 0	0- 0	0- 0				

RPI 1-25				RPI 26-50				RPI 51-100				RPI 101+ Team's RPI: 262			
RPI	S	Opponent	Score	RPI	S	Opponent	Score	RPI	S	Opponent	Score	RPI	S	Opponent	Score
11	A	South Carolina	43 69	44	A	Drexel	57 71	63	A	James Madison	53 67	109	H	Wake Forest	40 77
20	A	Central Mich.	58 79	44	H	Drexel	53 80	63	H	James Madison	45 67	114	A	Delaware	51 79
				46	A	Elon	44 97	65	A	Michigan St.	43 107	114	H	Delaware	59 68
				46	H	Elon	55 77					138	A	Northeastern	37 59
												138	H	Northeastern	48 67
												158	A	William & Mary	66 79
												158	H	William & Mary	54 68
												189	A	Furman	58 72
												227	A	Coastal Caro.	72 70
												240	A	North Florida	73 69
												242	A	Hofstra	60 65
												242	H	Hofstra	60 75
												256	H	Campbell	45 53
												258	A	UNCW	72 63
												258	H	UNCW	60 76
												260	H	Lipscomb	85 69
												269	A	Towson	80 67
												269	H	Towson	58 83
												274	H	Appalachian St.	70 76
												303	H	Wofford	59 51

LAST 12 Division I GAMES:															
				44	A	Drexel	57 71	44	H	Drexel	53 80				
				138	H	Northeastern	48 67	46	H	Elon	55 77				
				258	H	UNCW	60 76	63	A	James Madison	53 67				
				114	A	Delaware	51 79	158	A	William & Mary	66 79				
				46	A	Elon	44 97	269	H	Towson	58 83				
				258	A	UNCW	72 63	63	H	James Madison	45 67				

Non-Div I Games:

Col. of Charleston

■ Loss,
 ■ Non-Conf,
 ■ S Site,
 ■ H Home
 ■ A Away
 N Neutral

Average RPI Win: 263		WON-LOST	WINNING	LAST 10	STRENGTH OF		OPP. STRENGTH	TEAM	ADJ.	CONF.	ADJ CONF.
Loss: 161		RECORD	PCT. RANK	GAMES	SCHEDULE		OF SCHEDULE	RPI	RPI	RPI	RPI
DIV. I ONLY		7- 23	305	3- 7	203		221	288	288	15	15
DIV. I NON-CONF.		4- 7	226	0- 0	277		302	253	253	18	18
TOTALS		RPI 1-25	RPI 26-50	W-L RECORDS		RPI 51-100	RPI 101-999	RPI 201+			
7- 23	0- 0		0- 1	OVERALL		0- 7	7- 15	7- 10			
3- 10	0- 0		0- 0	HOME		0- 3	3- 7	3- 4			
4- 13	0- 0		0- 1	AWAY		0- 4	4- 8	4- 6			
0- 0	0- 0		0- 0	NEUTRAL		0- 0	0- 0	0- 0			
4- 7	0- 0		0- 1	NON-CONFERENCE		0- 1	4- 5	4- 2			
1- 3	0- 0		0- 0	HOME		0- 0	1- 3	1- 1			
3- 4	0- 0		0- 1	AWAY		0- 1	3- 2	3- 1			
0- 0	0- 0		0- 0	NEUTRAL		0- 0	0- 0	0- 0			
3- 16	0- 0		0- 0	CONFERENCE		0- 6	3- 10	3- 8			
2- 7	0- 0		0- 0	HOME		0- 3	2- 4	2- 3			
1- 9	0- 0		0- 0	AWAY		0- 3	1- 6	1- 5			
0- 0	0- 0		0- 0	NEUTRAL		0- 0	0- 0	0- 0			

RPI 1-25				RPI 26-50				RPI 51-100				RPI 101+				Team's RPI : 288	
RPI	S	Opponent	Score	RPI	S	Opponent	Score	RPI	S	Opponent	Score	RPI	S	Opponent	Score		
				35	A	Syracuse	39 79	54	A	Arizona St.	54 65	125	A	Yale	56 82		
								55	A	American	44 67	152	A	Army West Point	49 69		
								55	H	American	55 77	152	H	Army West Point	54 62		
								76	A	Navy	54 70	171	H	Brown	73 83		
								76	H	Navy	42 69	196	H	Siena	70 73		
								90	A	Bucknell	57 77	207	A	Lehigh	54 48		
								90	H	Bucknell	42 63	207	H	Lehigh	51 59		
												231	A	Boston U.	64 66		
												231	H	Boston U.	49 62		
												233	H	Niagara	44 81		
												234	A	Loyola Maryland	55 70		
												234	H	Loyola Maryland	71 60		
												235	A	Lafayette	48 63		
												235	H	Lafayette	60 55		
												238	A	Holy Cross	52 61		
												238	A	Holy Cross	47 66		
												238	H	Holy Cross	64 71		
												263	A	Cornell	74 70		
												269	A	Towson	65 61		
												285	A	Canisius	70 63		
												286	A	Fairleigh Dickinson	51 61		
												348	H	UMass Lowell	84 64		
LAST 12 Division I GAMES:																	
				238	A	Holy Cross	47 66	90	H	Bucknell	42 63						
				235	H	Lafayette	60 55	231	A	Boston U.	64 66						
				238	A	Holy Cross	52 61	76	H	Navy	42 69						
				152	A	Army West Point	49 69	55	A	American	44 67						
				234	H	Loyola Maryland	71 60	152	H	Army West Point	54 62						
				207	A	Lehigh	54 48	234	A	Loyola Maryland	55 70						

Non-Div I Games:

Col gate

■ Loss, ■ Non-Conf, S Site, H Home A Away N Neutral

Average RPI Win:	209	WON-LOST	WINNING	LAST 10	STRENGTH OF	OPP. STRENGTH	TEAM	ADJ.	CONF.	ADJ CONF.
Average RPI Loss:	111	RECORD	PCT. RANK	GAMES	SCHEDULE	OF SCHEDULE	RPI	RPI	RPI	RPI
DIV. I ONLY	18- 10	93	7- 3	140	154	115	115	16	16	
DIV. I NON-CONF.	7- 3	74	0- 0	81	208	92	92	14	14	

TOTALS	RPI 1-25	RPI 26-50	W-L RECORDS	RPI 51-100	RPI 101-999	RPI 201+				
18- 10	0- 0	2- 1	OVERALL	2- 3	14- 6	10- 0				
11- 6	0- 0	1- 1	HOME	1- 1	9- 4	7- 0				
7- 4	0- 0	1- 0	AWAY	1- 2	5- 2	3- 0				
0- 0	0- 0	0- 0	NEUTRAL	0- 0	0- 0	0- 0				
7- 3	0- 0	2- 1	NON-CONFERENCE	0- 0	5- 2	3- 0				
5- 3	0- 0	1- 1	HOME	0- 0	4- 2	3- 0				
2- 0	0- 0	1- 0	AWAY	0- 0	1- 0	0- 0				
0- 0	0- 0	0- 0	NEUTRAL	0- 0	0- 0	0- 0				
11- 7	0- 0	0- 0	CONFERENCE	2- 3	9- 4	7- 0				
6- 3	0- 0	0- 0	HOME	1- 1	5- 2	4- 0				
5- 4	0- 0	0- 0	AWAY	1- 2	4- 2	3- 0				
0- 0	0- 0	0- 0	NEUTRAL	0- 0	0- 0	0- 0				

RPI	S	Opponent	Score	RPI	S	Opponent	Score	RPI	S	Opponent	Score	RPI	S	Opponent	Score	Team's RPI: 115
32	H	Gonzaga	65 49	74	A	Wyoming	64 53	132	A	Boise St.	49 55					
34	H	Oklahoma	46 78	74	H	Wyoming	49 53	132	H	Boise St.	58 62					
38	A	Northern Colo.	55 44	82	A	New Mexico	48 54	139	A	Fresno St.	45 56					
				82	H	New Mexico	74 71	139	H	Fresno St.	64 75					
				87	A	UNLV	52 56	143	H	Colorado	67 70					
								151	H	Idaho	69 83					
								154	H	BYU	56 54					
								177	A	Denver	61 56					
								198	A	Nevada	65 59					
								198	H	Nevada	75 64					
								244	H	Prairie View	71 59					
								268	H	Morgan St.	60 44					
								270	A	San Diego St.	65 63					
								270	H	San Diego St.	72 43					
								280	A	San Jose St.	73 66					
								280	H	San Jose St.	63 48					
								287	A	Air Force	40 39					
								287	H	Air Force	61 50					
								313	H	Utah St.	56 45					
								317	H	N.C. Central	85 48					

LAST 12 Division I GAMES:																
82	A	New Mexico	48 54	198	A	Nevada	65 59									
198	H	Nevada	75 64	74	A	Wyoming	64 53									
132	A	Boise St.	49 55	82	H	New Mexico	74 71									
139	H	Fresno St.	64 75	270	H	San Diego St.	72 43									
280	A	San Jose St.	73 66	87	A	UNLV	52 56									
287	H	Air Force	61 50	287	A	Air Force	40 39									

Non-Div I Games: Eastern N.M. 75 35

Colorado St.

■ Loss,
 ■ Non-Conf, S Site,
 ■ Home
 ■ Away
 N Neutral

Average RPI Win:	229	WON-LOST	WINNING	LAST 10	STRENGTH OF	OPP. STRENGTH	TEAM	ADJ.	CONF.	ADJ CONF.
Average RPI Loss:	105	RECORD	PCT. RANK	GAMES	SCHEDULE	OF SCHEDULE	RPI	RPI	RPI	RPI
DIV. I ONLY	8- 21	280	1- 9	81	119	212	212	9	9	
DIV. I NON-CONF.	6- 9	214	0- 0	136	170	186	186	9	9	

TOTALS	RPI 1-25	RPI 26-50	W-L RECORDS	RPI 51-100	RPI 101-999	RPI 201+				
8- 21	0- 3	0- 2	OVERALL	0- 6	8- 10	6- 2				
3- 9	0- 1	0- 1	HOME	0- 2	3- 5	2- 1				
5- 9	0- 0	0- 1	AWAY	0- 3	5- 5	4- 1				
0- 3	0- 2	0- 0	NEUTRAL	0- 1	0- 0	0- 0				
6- 9	0- 3	0- 0	NON-CONFERENCE	0- 2	6- 4	5- 1				
3- 2	0- 1	0- 0	HOME	0- 0	3- 1	2- 0				
3- 4	0- 0	0- 0	AWAY	0- 1	3- 3	3- 1				
0- 3	0- 2	0- 0	NEUTRAL	0- 1	0- 0	0- 0				
2- 12	0- 0	0- 2	CONFERENCE	0- 4	2- 6	1- 1				
0- 7	0- 0	0- 1	HOME	0- 2	0- 4	0- 1				
2- 5	0- 0	0- 1	AWAY	0- 2	2- 2	1- 0				
0- 0	0- 0	0- 0	NEUTRAL	0- 0	0- 0	0- 0				

RPI 1-25				RPI 26-50				RPI 51-100				RPI 101+ Team's RPI: 212			
RPI	S	Opponent	Score	RPI	S	Opponent	Score	RPI	S	Opponent	Score	RPI	S	Opponent	Score
5	N	Mississippi St.	54 90	29	A	Princeton	47 69	51	A	Harvard	67 85	107	A	Rice	44 67
19	H	Buffalo	63 65	29	H	Princeton	46 74	51	H	Harvard	59 78	116	A	Dartmouth	65 88
25	N	Green Bay	43 61					54	N	Arizona St.	48 72	116	H	Dartmouth	77 88
								62	A	Penn	51 70	119	H	Saint Francis (PA)	94 81
								62	H	Penn	39 75	125	A	Yale	59 66
								78	A	Houston	53 77	125	H	Yale	50 73
												171	A	Brown	90 74
												171	H	Brown	80 84
												178	A	Hampton	58 60
												195	H	Richmond	79 85
												208	H	Boston College	68 60
												214	A	Providence	73 64
												242	H	Hofstra	75 53
												263	A	Cornell	72 54
												263	H	Cornell	47 57
												294	A	Vermont	73 66
												323	A	UMBC	60 44
												348	A	UMass Lowell	70 77

LAST 12 Division I GAMES:															
51	H	Harvard	59 78	171	H	Brown	80 84	116	H	Yale	50 73	125	A	Dartmouth	65 88
116	H	Dartmouth	77 88	51	A	Harvard	67 85	263	A	Cornell	72 54	263	H	Cornell	47 57
125	A	Yale	59 66	263	H	Cornell	47 57								
171	A	Brown	90 74												
29	H	Princeton	46 74												
62	H	Penn	39 75												

Non-Div I Games:

Columbia

Average RPI Win: **305**
 Average RPI Loss: **191**

WON-LOST
RECORD

WINNING
PCT. RANK

LAST 10
GAMES

STRENGTH OF
SCHEDULE

OPP. STRENGTH
OF SCHEDULE

TEAM
RPI

ADJ.
RPI

CONF.
RPI

ADJ CONF.
RPI

DIV. I ONLY	6- 23	315	1- 9	199	334	320	320	30	30
DIV. I NON-CONF.	1- 11	331	0- 0	106	144	294	294	30	30
<hr/>									
TOTALS	RPI 1-25	RPI 26-50	W-L RECORDS	RPI 51-100	RPI 101-999	RPI 201+			
6- 23	0- 3	0- 0	OVERALL	0- 1	6- 19	6- 11			
6- 4	0- 1	0- 0	HOME	0- 0	6- 3	6- 1			
0- 16	0- 0	0- 0	AWAY	0- 0	0- 5	0- 5			
0- 3	0- 1	0- 0	NEUTRAL	0- 0	0- 2	0- 2			
1- 11	0- 3	0- 0	NON-CONFERENCE	0- 1	1- 7	1- 4			
1- 1	0- 1	0- 0	HOME	0- 0	1- 0	1- 0			
0- 8	0- 1	0- 0	AWAY	0- 1	0- 6	0- 3			
0- 2	0- 1	0- 0	NEUTRAL	0- 0	0- 1	0- 1			
5- 12	0- 0	0- 0	CONFERENCE	0- 0	5- 12	5- 7			
5- 3	0- 0	0- 0	HOME	0- 0	5- 3	5- 1			
0- 8	0- 0	0- 0	AWAY	0- 0	0- 8	0- 5			
0- 1	0- 0	0- 0	NEUTRAL	0- 0	0- 1	0- 1			

RPI 1-25				RPI 26-50				RPI 51-100				RPI 101+				Team's RPI: 320
RPI	S	Opponent	Score	RPI	S	Opponent	Score	RPI	S	Opponent	Score	RPI	S	Opponent	Score	
4	A	Baylor	54 100					64	A	West Virginia	43 101	103	A	Middle Tenn.	39 69	
16	H	Maryland	49 113									113	A	SFA	59 72	
23	N	Missouri	50 73									129	A	Bethune-Cookman	38 64	
												129	H	Bethune-Cookman	63 75	
												155	A	Charlotte	49 78	
												168	A	N.C. A&T	63 64	
												178	A	Hampton	35 67	
												178	H	Hampton	48 83	
												215	A	Norfolk St.	57 71	
												261	N	Manhattan	56 74	
												267	H	Howard	69 87	
												268	A	Morgan St.	59 73	
												268	H	Morgan St.	55 53	
												268	N	Morgan St.	51 58	
												272	H	UMES	69 63	
												281	A	VCU	47 62	
												282	A	Old Dominion	67 75	
												293	H	Mt. St. Mary's	68 54	
												317	A	N.C. Central	52 60	
												322	A	South Carolina St.	65 67	
												322	H	South Carolina St.	56 39	
												324	A	Charleston So.	58 72	
												331	A	Delaware St.	66 70	
												337	H	Florida A&M	62 56	
												340	H	Savannah St.	66 57	
<hr/>																
LAST 12 Division I GAMES:																
268	N	Morgan St.	51 58	322	A	South Carolina St.	65 67									
267	H	Howard	69 87	129	A	Bethune-Cookman	38 64									
268	A	Morgan St.	59 73	178	A	Hampton	35 67									
331	A	Delaware St.	66 70	272	H	UMES	69 63									
129	H	Bethune-Cookman	63 75	322	H	South Carolina St.	56 39									
178	H	Hampton	48 83	268	H	Morgan St.	55 53									

Non-Div I Games:

Coppin St.

Loss, **Non-Conf**, **S Site**, **H Home** **A Away** **N Neutral**

Average RPI Win: 237	WON-LOST RECORD	WINNING PCT. RANK	LAST 10 GAMES	STRENGTH OF SCHEDULE	OPP. STRENGTH OF SCHEDULE	TEAM RPI	ADJ. RPI	CONF. RPI	ADJ CONF. RPI
Average RPI Loss: 137									
DIV. I ONLY	7- 20	293	2- 8	178	142	263	263	9	9
DIV. I NON-CONF.	4- 9	249	0- 0	322	304	302	302	9	9

TOTALS	RPI 1-25	RPI 26-50	W-L RECORDS	RPI 51-100	RPI 101-999	RPI 201+			
7- 20	0- 0	0- 3	OVERALL	0- 4	7- 13	4- 5			
3- 10	0- 0	0- 1	HOME	0- 2	3- 7	0- 4			
4- 10	0- 0	0- 2	AWAY	0- 2	4- 6	4- 1			
0- 0	0- 0	0- 0	NEUTRAL	0- 0	0- 0	0- 0			
4- 9	0- 0	0- 1	NON-CONFERENCE	0- 0	4- 8	3- 4			
1- 5	0- 0	0- 0	HOME	0- 0	1- 5	0- 3			
3- 4	0- 0	0- 1	AWAY	0- 0	3- 3	3- 1			
0- 0	0- 0	0- 0	NEUTRAL	0- 0	0- 0	0- 0			
3- 11	0- 0	0- 2	CONFERENCE	0- 4	3- 5	1- 1			
2- 5	0- 0	0- 1	HOME	0- 2	2- 2	0- 1			
1- 6	0- 0	0- 1	AWAY	0- 2	1- 3	1- 0			
0- 0	0- 0	0- 0	NEUTRAL	0- 0	0- 0	0- 0			

RPI S Opponent	Score	RPI S Opponent	Score	RPI S Opponent	Score	RPI S Opponent	Score	Team's RPI: 263
29 A Princeton	54 75	51 A Harvard	58 80	116 A Dartmouth	40 55			
29 H Princeton	40 72	51 H Harvard	57 91	116 H Dartmouth	51 49			
44 A Drexel	39 61	62 A Penn	48 68	125 A Yale	56 69			
		62 H Penn	39 53	125 H Yale	55 65			
				159 H Binghamton	58 66			
				171 A Brown	59 85			
				171 H Brown	70 68			
				173 A New Hampshire	45 48			
				181 A Pittsburgh	39 51			
				186 H Stony Brook	48 40			
				188 H Oakland	77 79			
				207 H Lehigh	57 62			
				212 A Col umbi a	57 47			
				212 H Col umbi a	54 72			
				234 A Loyol a Maryl and	63 78			
				235 H Lafayette	58 59			
				285 A Cani si us	67 59			
				288 H Col gate	70 74			
				339 A NJIT	61 46			
				348 A UMass Lowell	71 53			
LAST 12 Division I GAMES:								
116 H Dartmouth	51 49	125 H Yale	55 65					
51 H Harvard	57 91	171 H Brown	70 68					
171 A Brown	59 85	51 A Harvard	58 80					
125 A Yale	56 69	116 A Dartmouth	40 55					
62 H Penn	39 53	212 H Col umbi a	54 72					
29 H Princeton	40 72	212 A Col umbi a	57 47					

Non-Div I Games:

Cornell

Creighton					Through Games Of March 5, 2018						
Average RPI	Win:	123	WON-LOST	WINNING	LAST 10	STRENGTH OF	OPP. STRENGTH	TEAM	ADJ.	CONF.	ADJ CONF.
Average RPI	Loss:	57	RECORD	PCT. RANK	GAMES	SCHEDULE	OF SCHEDULE	RPI	RPI	RPI	RPI
DIV. I ONLY		18- 12	112	6- 4	27	35	47	47	6	6	
DIV. I NON-CONF.		6- 4	122	0- 0	12	16	39	39	6	6	

TOTALS	RPI 1-25		RPI 26-50		W-L RECORDS	RPI 51-100		RPI 101-999		RPI 201+	
18- 12	1- 6		2- 1		OVERALL	5- 3		10- 2		5- 0	
10- 3	0- 3		2- 0		HOME	2- 0		6- 0		2- 0	
7- 6	1- 1		0- 1		AWAY	2- 3		4- 1		3- 0	
1- 3	0- 2		0- 0		NEUTRAL	1- 0		0- 1		0- 0	
6- 4	0- 2		1- 0		NON-CONFERENCE	2- 1		3- 1		1- 0	
3- 1	0- 1		1- 0		HOME	0- 0		2- 0		0- 0	
3- 1	0- 0		0- 0		AWAY	2- 1		1- 0		1- 0	
0- 2	0- 1		0- 0		NEUTRAL	0- 0		0- 1		0- 0	
12- 8	1- 4		1- 1		CONFERENCE	3- 2		7- 1		4- 0	
7- 2	0- 2		1- 0		HOME	2- 0		4- 0		2- 0	
4- 5	1- 1		0- 1		AWAY	0- 2		3- 1		2- 0	
1- 1	0- 1		0- 0		NEUTRAL	1- 0		0- 0		0- 0	

RPI 1-25				RPI 26-50				Team's RPI: 47				RPI 51-100				RPI 101+			
RPI	S	Opponent	Score	RPI	S	Opponent	Score	RPI	S	Opponent	Score	RPI	S	Opponent	Score	RPI	S	Opponent	Score
8	H	Florida St.	82 92	28	A	Villanova	48 55	59	A	South Dakota	68 73	121	A	Seton Hall	68 51				
10	N	UCLA	63 72	28	H	Villanova	69 54	60	A	Nebraska	64 49	121	H	Seton Hall	81 64				
22	A	Marquette	74 73	30	H	South Dakota St.	72 65	70	A	Drake	108 100	123	A	Butler	53 59				
22	H	Marquette	77 92					71	A	St. John's (NY)	65 72	123	H	Butler	64 55				
22	N	Marquette	70 76					71	H	St. John's (NY)	53 39	135	H	UNI	89 78				
24	A	DePaul	67 77					71	N	St. John's (NY)	66 58	148	H	Wichita St.	66 61				
24	H	DePaul	54 82					96	A	Georgetown	67 70	201	N	Washington	64 67				
								96	H	Georgetown	69 58	214	A	Providence	87 84				
												214	H	Providence	73 56				
												226	A	Xavier	71 64				
												226	H	Xavier	65 54				
												243	A	Omaha	72 51				
LAST 12 Division I GAMES:																			
22	N	Marquette	70 76	214	A	Providence	87 84												
71	N	St. John's (NY)	66 58	22	A	Marquette	74 73												
28	A	Villanova	48 55	24	A	DePaul	67 77												
96	A	Georgetown	67 70	121	H	Seton Hall	81 64												
123	H	Butler	64 55	71	H	St. John's (NY)	53 39												
226	H	Xavier	65 54	226	A	Xavier	71 64												

Non-Div I Games:

Creighton

Average RPI Win:	206	WON-LOST	WINNING	LAST 10	STRENGTH OF	OPP. STRENGTH	TEAM	ADJ.	CONF.	ADJ CONF.
Average RPI Loss:	91	RECORD	PCT. RANK	GAMES	SCHEDULE	OF SCHEDULE	RPI	RPI	RPI	RPI
DIV. I ONLY	15- 12	135	5- 5	119	116	116	116	9	9	
DIV. I NON-CONF.	8- 5	111	0- 0	205	192	118	118	9	9	

TOTALS	RPI 1-25	RPI 26-50	W-L RECORDS	RPI 51-100	RPI 101-999	RPI 201+				
15- 12	0- 1	0- 2	OVERALL	1- 5	14- 4	8- 1				
9- 4	0- 0	0- 1	HOME	1- 2	8- 1	6- 0				
6- 8	0- 1	0- 1	AWAY	0- 3	6- 3	2- 1				
0- 0	0- 0	0- 0	NEUTRAL	0- 0	0- 0	0- 0				
8- 5	0- 1	0- 0	NON-CONFERENCE	0- 2	8- 2	5- 0				
5- 1	0- 0	0- 0	HOME	0- 1	5- 0	4- 0				
3- 4	0- 1	0- 0	AWAY	0- 1	3- 2	1- 0				
0- 0	0- 0	0- 0	NEUTRAL	0- 0	0- 0	0- 0				
7- 7	0- 0	0- 2	CONFERENCE	1- 3	6- 2	3- 1				
4- 3	0- 0	0- 1	HOME	1- 1	3- 1	2- 0				
3- 4	0- 0	0- 1	AWAY	0- 2	3- 1	1- 1				
0- 0	0- 0	0- 0	NEUTRAL	0- 0	0- 0	0- 0				

RPI 1-25				RPI 26-50				RPI 51-100				RPI 101+				Team's RPI: 116
RPI	S	Opponent	Score	RPI	S	Opponent	Score	RPI	S	Opponent	Score	RPI	S	Opponent	Score	
6	A	Ohio St.	70 103	29	A	Princeton	63 82	51	A	Harvard	65 76	125	A	Yale	64 62	
				29	H	Princeton	67 79	51	H	Harvard	63 56	125	H	Yale	39 57	
								62	A	Penn	47 65	143	A	Colorado	81 75	
								62	H	Penn	50 79	152	A	Army West Point	56 71	
								73	H	Maine	51 64	157	A	Marist	60 51	
								83	A	Albany (NY)	61 76	159	A	Binghamton	64 80	
												171	A	Brown	77 60	
												171	H	Brown	78 73	
												173	H	New Hampshire	57 49	
												208	H	Boston College	68 57	
												212	A	Columbia	88 77	
												212	H	Columbia	88 65	
												238	A	Holy Cross	76 74	
												263	A	Cornell	49 51	
												263	H	Cornell	55 40	
												294	H	Vermont	66 56	
												334	H	Rhode Island	70 54	
												339	H	NJIT	81 50	

LAST 12 Division I GAMES:																
263	A	Cornell	49 51	29	A	Princeton	63 82	62	A	Penn	47 65	212	H	Columbia	88 65	
212	A	Columbia	88 77	62	H	Penn	50 79	263	H	Cornell	55 40	125	H	Yale	39 57	
62	H	Penn	67 79	171	A	Brown	77 60	171	H	Brown	78 73					
29	H	Princeton	64 62													
171	A	Brown														
125	A	Yale														

Non-Div I Games:

Dartmouth

■ Loss,
 ■ Non-Conf, S Site,
 ■ Home
 ■ Away
 N Neutral

Average RPI Win:	256	WON-LOST	WINNING	LAST 10	STRENGTH OF	OPP. STRENGTH	TEAM	ADJ.	CONF.	ADJ CONF.
Average RPI Loss:	108	RECORD	PCT. RANK	GAMES	SCHEDULE	OF SCHEDULE	RPI	RPI	RPI	RPI
DIV. I ONLY	12- 18	229	4- 6	131	161	187	187	13	13	
DIV. I NON-CONF.	5- 8	220	0- 0	66	165	137	137	10	10	

TOTALS	RPI 1-25	RPI 26-50	W-L RECORDS	RPI 51-100	RPI 101-999	RPI 201+				
12- 18	0- 1	0- 5	OVERALL	0- 4	12- 8	9- 2				
5- 8	0- 0	0- 3	HOME	0- 3	5- 2	4- 1				
7- 10	0- 1	0- 2	AWAY	0- 1	7- 6	5- 1				
0- 0	0- 0	0- 0	NEUTRAL	0- 0	0- 0	0- 0				
5- 8	0- 1	0- 4	NON-CONFERENCE	0- 0	5- 3	3- 1				
2- 3	0- 0	0- 2	HOME	0- 0	2- 1	1- 1				
3- 5	0- 1	0- 2	AWAY	0- 0	3- 2	2- 0				
0- 0	0- 0	0- 0	NEUTRAL	0- 0	0- 0	0- 0				
7- 10	0- 0	0- 1	CONFERENCE	0- 4	7- 5	6- 1				
3- 5	0- 0	0- 1	HOME	0- 3	3- 1	3- 0				
4- 5	0- 0	0- 0	AWAY	0- 1	4- 4	3- 1				
0- 0	0- 0	0- 0	NEUTRAL	0- 0	0- 0	0- 0				

RPI 1-25				RPI 26-50				RPI 51-100				RPI 101+				Team's RPI: 187
RPI	S	Opponent	Score	RPI	S	Opponent	Score	RPI	S	Opponent	Score	RPI	S	Opponent	Score	
17	A	NC State	49 73	29	H	Princeton	57 63	72	H	Duquesne	54 79	108	A	George Mason	61 74	
				33	H	Dayton	68 85	75	H	George Washington	48 53	120	A	Saint Louis	72 88	
				45	A	UCF	54 62	85	A	Fordham	58 66	134	H	Saint Joseph's	62 64	
				46	H	Elon	58 75	85	H	Fordham	45 58	155	H	Charlotte	68 66	
				48	A	Mercer	54 69					158	A	William & Mary	55 73	
												189	A	Furman	62 65	
												193	A	High Point	82 74	
												195	A	Richmond	53 62	
												195	A	Richmond	68 65	
												225	H	UNC Asheville	58 50	
												228	H	Gardner-Webb	65 70	
												246	A	La Salle	58 51	
												257	A	St. Bonaventure	75 68	
												274	A	Appalachian St.	59 57	
												276	A	Massachusetts	68 70	
												276	H	Massachusetts	87 81	
												281	H	VCU	69 63	
												307	A	Western Caro.	70 57	
												334	A	Rhode Island	79 67	
												334	H	Rhode Island	77 67	

LAST 12 Division I GAMES:																
				195	A	Richmond	53 62	120	A	Saint Louis	72 88					
				281	H	VCU	69 63	334	A	Rhode Island	79 67					
				246	A	La Salle	58 51	33	H	Dayton	68 85					
				276	A	Massachusetts	68 70	276	H	Massachusetts	87 81					
				134	H	Saint Joseph's	62 64	257	A	St. Bonaventure	75 68					
				85	H	Fordham	45 58	75	H	George Washington	48 53					

Non-Div I Games:

Davidson

Average RPI Win:	171	WON-LOST	WINNING	LAST 10	STRENGTH OF	OPP. STRENGTH	TEAM	ADJ.	CONF.	ADJ CONF.
Average RPI Loss:	59	RECORD	PCT. RANK	GAMES	SCHEDULE	OF SCHEDULE	RPI	RPI	RPI	RPI
DIV. I ONLY	23- 6	31	8- 2	85	100	33	33	13	13	
DIV. I NON-CONF.	7- 4	102	0- 0	47	66	66	66	10	10	

TOTALS	RPI 1-25	RPI 26-50	W-L RECORDS	RPI 51-100	RPI 101-999	RPI 201+				
23- 6	0- 2	1- 1	OVERALL	7- 2	15- 1	8- 0				
12- 1	0- 1	1- 0	HOME	4- 0	7- 0	5- 0				
7- 3	0- 0	0- 1	AWAY	2- 1	5- 1	2- 0				
4- 2	0- 1	0- 0	NEUTRAL	1- 1	3- 0	1- 0				
7- 4	0- 2	1- 1	NON-CONFERENCE	2- 1	4- 0	3- 0				
4- 1	0- 1	1- 0	HOME	1- 0	2- 0	2- 0				
0- 2	0- 0	0- 1	AWAY	0- 1	0- 0	0- 0				
3- 1	0- 1	0- 0	NEUTRAL	1- 0	2- 0	1- 0				
16- 2	0- 0	0- 0	CONFERENCE	5- 1	11- 1	5- 0				
8- 0	0- 0	0- 0	HOME	3- 0	5- 0	3- 0				
7- 1	0- 0	0- 0	AWAY	2- 0	5- 1	2- 0				
1- 1	0- 0	0- 0	NEUTRAL	0- 1	1- 0	0- 0				

RPI 1-25				RPI 26-50				Team's RPI: 33				RPI 51-100				RPI 101+			
RPI	S	Opponent	Score	RPI	S	Opponent	Score	RPI	S	Opponent	Score	RPI	S	Opponent	Score	RPI	S	Opponent	Score
14	N	South Fla.	87 93	31	H	Vi rgi ni a	61 46	51	N	Harvard	72 66	108	H	George Mason	71 66				
25	H	Green Bay	64 75	36	A	Qui nni pi ac	66 72	63	H	James Madi son	82 54	120	A	Saint Loui s	72 85				
								72	H	Duquesne	79 70	120	H	Saint Loui s	101 76				
								75	A	George Washi ngton	57 53	122	N	Tul ane	71 65				
								75	H	George Washi ngton	66 55	134	A	Sai nt Joseph' s	65 59				
								75	N	George Washi ngton	53 58	187	A	Davi dson	85 68				
								84	A	Tol edo	50 68	195	A	Ri chmond	66 59				
								85	A	Fordham	63 62	195	N	Ri chmond	67 58				
								85	H	Fordham	79 54	246	A	La Sal le	76 47				
												257	H	St. Bonaventure	80 59				
												268	H	Morgan St.	88 52				
												276	A	Massachusetts	78 49				
												281	H	VCU	74 64				
												333	H	Ark. -Pi ne Bl uff	81 43				
												334	H	Rhode Isl and	116 58				
												342	N	Mi ssi ssi ppi Val .	65 46				
LAST 12 Di vi si on I GAMES:																			
				75	N	George Washi ngton	53 58					276	A	Massachusetts	78 49				
				195	N	Ri chmond	67 58					281	H	VCU	74 64				
				120	A	Sai nt Loui s	72 85					72	H	Duquesne	79 70				
				108	H	George Mason	71 66					187	A	Davi dson	85 68				
				85	H	Fordham	79 54					195	A	Ri chmond	66 59				
				75	A	George Washi ngton	57 53					75	H	George Washi ngton	66 55				

Non-Div I Games:

Dayton

DePaul

Non-Div I Games:

DePaul

DePaul				Through Games Of March 5, 2018																			
Average RPI Win:		129		WON-LOST RECORD		WINNING PCT. RANK		LAST 10 GAMES		STRENGTH OF SCHEDULE		OPP. STRENGTH OF SCHEDULE		TEAM RPI		ADJ. RPI		CONF. RPI		ADJ CONF. RPI			
Average RPI Loss:		34																					
DIV. I ONLY				25- 7		35		9- 1		35		38		24		24		6		6			
DIV. I NON-CONF.				8- 4		87		0- 0		17		11		42		42		6		6			

TOTALS		RPI 1-25		RPI 26-50		W-L RECORDS		RPI 51-100		RPI 101-999		RPI 201+											
25- 7		1- 3		5- 2		OVERALL		5- 2		14- 0		6- 0											
15- 3		1- 1		3- 1		HOME		3- 1		8- 0		4- 0											
8- 3		0- 2		1- 1		AWAY		2- 0		5- 0		2- 0											
2- 1		0- 0		1- 0		NEUTRAL		0- 1		1- 0		0- 0											
8- 4		0- 2		2- 1		NON-CONFERENCE		1- 1		5- 0		2- 0											
5- 2		0- 1		1- 1		HOME		1- 0		3- 0		2- 0											
1- 1		0- 1		0- 0		AWAY		0- 0		1- 0		0- 0											
2- 1		0- 0		1- 0		NEUTRAL		0- 1		1- 0		0- 0											
17- 3		1- 1		3- 1		CONFERENCE		4- 1		9- 0		4- 0											
10- 1		1- 0		2- 0		HOME		2- 1		5- 0		2- 0											
7- 2		0- 1		1- 1		AWAY		2- 0		4- 0		2- 0											
0- 0		0- 0		0- 0		NEUTRAL		0- 0		0- 0		0- 0											

RPI 1-25		Team's RPI: 24		RPI 26-50				RPI 51-100				RPI 101+											
RPI	S	Opponent	Score	RPI	S	Opponent	Score	RPI	S	Opponent	Score	RPI	S	Opponent	Score								
1	A	Notre Dame	82 91	28	A	Villanova	58 84	52	N	FGCU	84 89	120	H	Saint Louis	86 78								
2	H	UConn	69 103	28	H	Villanova	71 66	71	A	St. John's (NY)	67 54	121	A	Seton Hall	72 68								
22	A	Marquette	81 93	32	N	Gonzaga	88 71	71	H	St. John's (NY)	76 67	121	H	Seton Hall	89 66								
22	H	Marquette	95 83	34	H	Oklahoma	111 108	79	H	IUPUI	85 71	121	H	Seton Hall	78 52								
				38	H	Northern Colo.	88 94	96	A	Georgetown	78 62	123	A	Butler	86 68								
				47	A	Creighton	82 54	96	H	Georgetown	85 86	123	H	Butler	87 65								
				47	H	Creighton	77 67	96	H	Georgetown	85 53	174	A	Northwestern	92 63								
												191	N	Memphis	81 67								
												214	A	Providence	71 48								
												214	H	Providence	81 47								
												226	A	Xavier	73 72								
												226	H	Xavier	79 48								
												304	H	Loyola Chi cago	88 47								
												331	H	Del aware St.	110 71								

LAST 12 Division I GAMES:																							
				96	H	Georgetown	85 53	226	A	Xavier	73 72												
				121	H	Seton Hall	78 52	123	A	Butler	86 68												
				121	A	Seton Hall	72 68	214	H	Provi dence	81 47												
				71	A	St. John's (NY)	67 54	47	H	Creighton	77 67												
				28	H	Villanova	71 66	22	H	Marquette	95 83												
				96	H	Georgetown	85 86	96	A	Georgetown	78 62												

Average RPI Win:	218	WON-LOST	WINNING	LAST 10	STRENGTH OF	OPP. STRENGTH	TEAM	ADJ.	CONF.	ADJ CONF.
Average RPI Loss:	106	RECORD	PCT. RANK	GAMES	SCHEDULE	OF SCHEDULE	RPI	RPI	RPI	RPI
DIV. I ONLY	18- 11	101	6- 4	169	160	114	114	10	10	
DIV. I NON-CONF.	7- 4	102	0- 0	251	249	138	138	12	12	

TOTALS	RPI 1-25	RPI 26-50	W-L RECORDS	RPI 51-100	RPI 101-999	RPI 201+				
18- 11	0- 1	1- 4	OVERALL	1- 2	16- 4	12- 2				
9- 4	0- 0	1- 1	HOME	1- 1	7- 2	6- 1				
8- 6	0- 1	0- 3	AWAY	0- 1	8- 1	5- 0				
1- 1	0- 0	0- 0	NEUTRAL	0- 0	1- 1	1- 1				
7- 4	0- 1	0- 1	NON-CONFERENCE	1- 0	6- 2	4- 2				
3- 1	0- 0	0- 0	HOME	1- 0	2- 1	2- 1				
3- 2	0- 1	0- 1	AWAY	0- 0	3- 0	1- 0				
1- 1	0- 0	0- 0	NEUTRAL	0- 0	1- 1	1- 1				
11- 7	0- 0	1- 3	CONFERENCE	0- 2	10- 2	8- 0				
6- 3	0- 0	1- 1	HOME	0- 1	5- 1	4- 0				
5- 4	0- 0	0- 2	AWAY	0- 1	5- 1	4- 0				
0- 0	0- 0	0- 0	NEUTRAL	0- 0	0- 0	0- 0				

RPI 1-25				RPI 26-50				RPI 51-100				RPI 101+ Team's RPI: 114			
RPI	S	Opponent	Score	RPI	S	Opponent	Score	RPI	S	Opponent	Score	RPI	S	Opponent	Score
19	A	Buffalo	73 87	29	A	Princeton	60 78	55	H	American	72 56	131	A	Hartford	72 63
				44	A	Drexel	53 74	63	A	James Madison	56 67	138	A	Northeastern	59 73
				44	H	Drexel	53 72	63	H	James Madison	53 56	138	H	Northeastern	53 64
				46	A	Elon	51 64					152	A	Army West Point	70 59
				46	H	Elon	80 66					158	A	William & Mary	61 52
												158	H	William & Mary	68 59
												231	H	Boston U.	79 85
												234	H	Loyola Maryland	71 38
												242	A	Hofstra	58 51
												242	H	Hofstra	61 41
												257	A	St. Bonaventure	53 52
												258	A	UNCW	82 49
												258	H	UNCW	80 62
												262	A	Col. of Charleston	68 59
												262	H	Col. of Charleston	79 51
												269	A	Towson	81 55
												269	H	Towson	51 49
												331	H	Delaware St.	84 49
												345	N	Eastern Ill.	66 37
												347	N	Saint Peter's	87 90

LAST 12 Division I GAMES:															
269	A	Towson	81 55	242	H	Hofstra	61 41	158	H	William & Mary	68 59	138	A	Northeastern	59 73
44	H	Drexel	53 72	158	H	William & Mary	68 59	258	H	UNCW	80 62	138	H	Northeastern	53 64
63	A	James Madison	56 67	138	A	Northeastern	59 73	46	A	Elon	51 64				
158	A	William & Mary	61 52												
262	H	Col. of Charleston	79 51												
63	H	James Madison	53 56												

Non-Div I Games:

Delaware

Average RPI Win:	310	WON-LOST	WINNING	LAST 10	STRENGTH OF	OPP. STRENGTH	TEAM	ADJ.	CONF.	ADJ CONF.
Average RPI Loss:	192	RECORD	PCT. RANK	GAMES	SCHEDULE	OF SCHEDULE	RPI	RPI	RPI	RPI
DIV. I ONLY	6- 23	315	4- 6	276	304	331	331	30	30	
DIV. I NON-CONF.	1- 12	335	0- 0	164	116	316	316	30	30	

TOTALS	RPI 1-25	RPI 26-50	W-L RECORDS	RPI 51-100	RPI 101-999	RPI 201+				
6- 23	0- 1	0- 2	OVERALL	0- 0	6- 20	6- 9				
5- 7	0- 0	0- 1	HOME	0- 0	5- 6	5- 3				
1- 14	0- 0	0- 0	AWAY	0- 0	1- 6	1- 3				
0- 2	0- 0	0- 0	NEUTRAL	0- 0	0- 2	0- 0				
1- 12	0- 1	0- 2	NON-CONFERENCE	0- 0	1- 9	1- 2				
1- 3	0- 0	0- 1	HOME	0- 0	1- 2	1- 1				
0- 7	0- 1	0- 1	AWAY	0- 0	0- 5	0- 1				
0- 2	0- 0	0- 0	NEUTRAL	0- 0	0- 2	0- 0				
5- 11	0- 0	0- 0	CONFERENCE	0- 0	5- 11	5- 7				
4- 4	0- 0	0- 0	HOME	0- 0	4- 4	4- 2				
1- 7	0- 0	0- 0	AWAY	0- 0	1- 7	1- 5				
0- 0	0- 0	0- 0	NEUTRAL	0- 0	0- 0	0- 0				

RPI 1-25				RPI 26-50				RPI 51-100				RPI 101+				Team's RPI: 331
RPI	S	Opponent	Score	RPI	S	Opponent	Score	RPI	S	Opponent	Score	RPI	S	Opponent	Score	
24	A	DePaul	71 110	39	A	Michigan	36 105					114	A	Delaware	49 84	
				44	H	Drexel	52 73					129	H	Bethune-Cookman	60 68	
												133	H	Robert Morris	42 65	
												161	N	Ole Miss	58 110	
												168	A	N.C. A&T	55 75	
												168	H	N.C. A&T	48 66	
												175	A	Florida	51 85	
												178	A	Hampton	62 66	
												182	A	Temple	72 96	
												183	A	Kansas	49 81	
												197	N	Stetson	43 58	
												215	A	Norfolk St.	50 72	
												219	A	Fla. Atlantic	67 90	
												246	H	La Salle	48 71	
												267	A	Howard	70 78	
												268	A	Morgan St.	62 54	
												268	H	Morgan St.	60 56	
												272	A	UMES	56 76	
												317	A	N.C. Central	60 76	
												317	H	N.C. Central	67 74	
												320	H	Coppin St.	70 66	
												322	H	South Carolina St.	58 44	
												337	A	Florida A&M	54 59	
												337	H	Florida A&M	65 73	
												340	H	Savannah St.	93 79	
												343	H	Longwood	60 56	
LAST 12 Division I GAMES:																
268	H	Morgan St.	60 56	168	A	N.C. A&T	55 75									
272	A	UMES	56 76	317	A	N.C. Central	60 76									
267	A	Howard	70 78	340	H	Savannah St.	93 79									
320	H	Coppin St.	70 66	268	A	Morgan St.	62 54									
337	H	Florida A&M	65 73	129	H	Bethune-Cookman	60 68									
215	A	Norfolk St.	50 72	337	A	Florida A&M	54 59									

Non-Div I Games:

Delaware St.

■ Loss,
■ Non-Conf,
■ S Site,
■ H Home
■ A Away
N Neutral

Average RPI Win:	281	WON-LOST	WINNING	LAST 10	STRENGTH OF	OPP. STRENGTH	TEAM	ADJ.	CONF.	ADJ CONF.
Average RPI Loss:	83	RECORD	PCT. RANK	GAMES	SCHEDULE	OF SCHEDULE	RPI	RPI	RPI	RPI
DIV. I ONLY	15- 14	166	4- 6	205	194	177	177	12	12	
DIV. I NON-CONF.	8- 6	143	0- 0	269	255	187	187	16	16	

TOTALS	RPI 1-25	RPI 26-50	W-L RECORDS	RPI 51-100	RPI 101-999	RPI 201+				
15- 14	0- 0	0- 3	OVERALL	0- 8	15- 3	13- 0				
6- 6	0- 0	0- 2	HOME	0- 3	6- 1	5- 0				
8- 5	0- 0	0- 1	AWAY	0- 3	8- 1	8- 0				
1- 3	0- 0	0- 0	NEUTRAL	0- 2	1- 1	0- 0				
8- 6	0- 0	0- 1	NON-CONFERENCE	0- 4	8- 1	7- 0				
2- 3	0- 0	0- 1	HOME	0- 1	2- 1	2- 0				
5- 1	0- 0	0- 0	AWAY	0- 1	5- 0	5- 0				
1- 2	0- 0	0- 0	NEUTRAL	0- 2	1- 0	0- 0				
7- 8	0- 0	0- 2	CONFERENCE	0- 4	7- 2	6- 0				
4- 3	0- 0	0- 1	HOME	0- 2	4- 0	3- 0				
3- 4	0- 0	0- 1	AWAY	0- 2	3- 1	3- 0				
0- 1	0- 0	0- 0	NEUTRAL	0- 0	0- 1	0- 0				

RPI S Opponent	Score	RPI S Opponent	Score	RPI S Opponent	Score	RPI S Opponent	Score	Team's RPI: 177
30 A South Dakota St.	59 95	55 A American	53 66	115 H Colorado St.	56 61			
30 H South Dakota St.	58 69	59 A South Dakota	51 79	169 A Oral Roberts	60 90			
38 H Northern Colo.	63 71	59 H South Dakota	60 82	169 H Oral Roberts	70 54			
		74 H Wyoming	51 61	169 N Oral Roberts	71 76			
		81 N Miami (OH)	52 69	201 N Eastern Mi ch.	60 54			
		89 N Liberty	69 82	243 A Omaha	85 74			
		99 A Western Ill.	93 118	243 H Omaha	81 60			
		99 H Western Ill.	61 77	279 A UMKC	77 68			
				284 A North Dakota St.	78 73			
				284 H North Dakota St.	98 79			
				287 A Air Force	75 54			
				306 H Northern Ariz.	80 73			
				313 A Utah St.	74 72			
				319 A Cal St. Fullerton	83 58			
				321 H Utah Valley	72 53			
				323 A UMBC	70 48			
				325 A Fort Wayne	73 55			
				325 H Fort Wayne	86 65			
LAST 12 Division I GAMES:								
169 N Oral Roberts	71 76	325 H Fort Wayne	86 65					
99 H Western Ill.	61 77	59 H South Dakota	60 82					
243 H Omaha	81 60	99 A Western Ill.	93 118					
169 H Oral Roberts	70 54	169 A Oral Roberts	60 90					
284 A North Dakota St.	78 73	243 A Omaha	85 74					
30 A South Dakota St.	59 95	284 H North Dakota St.	98 79					

Non-Div I Games: Chadron St. 99 55

Denver

Average RPI Win:	332	WON-LOST	WINNING	LAST 10	STRENGTH OF	OPP. STRENGTH	TEAM	ADJ.	CONF.	ADJ CONF.
Average RPI Loss:	138	RECORD	PCT. RANK	GAMES	SCHEDULE	OF SCHEDULE	RPI	RPI	RPI	RPI
DIV. I ONLY	2- 28	345	1- 9	175	108	326	326	11	11	
DIV. I NON-CONF.	0- 11	337	0- 0	246	31	340	340	15	15	

TOTALS	RPI 1-25	RPI 26-50	W-L RECORDS	RPI 51-100	RPI 101-999	RPI 201+				
2- 28	0- 2	0- 1	OVERALL	0- 7	2- 18	2- 6				
1- 13	0- 1	0- 1	HOME	0- 4	1- 7	1- 2				
1- 12	0- 1	0- 0	AWAY	0- 3	1- 8	1- 2				
0- 3	0- 0	0- 0	NEUTRAL	0- 0	0- 3	0- 2				
0- 11	0- 0	0- 1	NON-CONFERENCE	0- 3	0- 7	0- 3				
0- 5	0- 0	0- 1	HOME	0- 2	0- 2	0- 1				
0- 4	0- 0	0- 0	AWAY	0- 1	0- 3	0- 1				
0- 2	0- 0	0- 0	NEUTRAL	0- 0	0- 2	0- 1				
2- 17	0- 2	0- 0	CONFERENCE	0- 4	2- 11	2- 3				
1- 8	0- 1	0- 0	HOME	0- 2	1- 5	1- 1				
1- 8	0- 1	0- 0	AWAY	0- 2	1- 5	1- 1				
0- 1	0- 0	0- 0	NEUTRAL	0- 0	0- 1	0- 1				

RPI	S	Opponent	Score	RPI	S	Opponent	Score	RPI	S	Opponent	Score	RPI	S	Opponent	Score	Team's RPI: 326
25	A	Green Bay	45 88	39	H	Michigan	50 86	65	H	Michigan St.	60 97	105	A	Western Mich.	62 74	
25	H	Green Bay	27 85					79	A	IUPUI	62 90	118	A	Cleveland St.	50 75	
								79	H	IUPUI	59 91	118	H	Cleveland St.	76 90	
								81	A	Miami (OH)	64 91	130	A	Milwaukee	45 90	
								84	H	Toledo	64 81	130	H	Milwaukee	61 70	
								86	A	Wright St.	55 85	142	A	Youngstown St.	59 76	
								86	H	Wright St.	60 88	142	H	Youngstown St.	52 72	
												149	A	Kent St.	74 82	
												166	N	Clemson	44 72	
												188	A	Oakland	50 83	
												188	H	Oakland	74 85	
												201	H	Eastern Mich.	76 78	
												206	H	Bowling Green	81 85	
												224	N	North Texas	57 63	
												237	A	Illinois	65 73	
												254	A	Northern Ky.	60 64	
												254	H	Northern Ky.	67 78	
												254	N	Northern Ky.	61 76	
												332	A	Ill. -Chicago	61 58	
												332	H	Ill. -Chicago	73 60	

LAST 12 Division I GAMES:																
254	N	Northern Ky.	61 76	254	A	Northern Ky.	60 64									
25	A	Green Bay	45 88	86	A	Wright St.	55 85									
130	A	Milwaukee	45 90	142	H	Youngstown St.	52 72									
188	H	Oakland	74 85	118	H	Cleveland St.	76 90									
79	H	IUPUI	59 91	188	A	Oakland	50 83									
332	H	Ill. -Chicago	73 60	130	H	Milwaukee	61 70									

Non-Div I Games:

Detroit Mercy

Average RPI Win:	223	WON-LOST	WINNING	LAST 10	STRENGTH OF	OPP. STRENGTH	TEAM	ADJ.	CONF.	ADJ CONF.
Average RPI Loss:	50	RECORD	PCT. RANK	GAMES	SCHEDULE	OF SCHEDULE	RPI	RPI	RPI	RPI
DIV. I ONLY	22- 7	44	10- 0	136	198	70	70	24	24	
DIV. I NON-CONF.	4- 7	226	0- 0	13	32	127	127	21	21	

TOTALS	RPI 1-25	RPI 26-50	W-L RECORDS	RPI 51-100	RPI 101-999	RPI 201+				
22- 7	0- 2	0- 2	OVERALL	3- 2	19- 1	13- 0				
12- 3	0- 0	0- 2	HOME	2- 1	10- 0	6- 0				
9- 3	0- 2	0- 0	AWAY	1- 1	8- 0	6- 0				
1- 1	0- 0	0- 0	NEUTRAL	0- 0	1- 1	1- 0				
4- 7	0- 2	0- 2	NON-CONFERENCE	1- 2	3- 1	1- 0				
3- 3	0- 0	0- 2	HOME	1- 1	2- 0	0- 0				
0- 3	0- 2	0- 0	AWAY	0- 1	0- 0	0- 0				
1- 1	0- 0	0- 0	NEUTRAL	0- 0	1- 1	1- 0				
18- 0	0- 0	0- 0	CONFERENCE	2- 0	16- 0	12- 0				
9- 0	0- 0	0- 0	HOME	1- 0	8- 0	6- 0				
9- 0	0- 0	0- 0	AWAY	1- 0	8- 0	6- 0				
0- 0	0- 0	0- 0	NEUTRAL	0- 0	0- 0	0- 0				

RPI 1-25				RPI 26-50				RPI 51-100 Team's RPI: 70				RPI 101+			
RPI	S	Opponent	Score	RPI	S	Opponent	Score	RPI	S	Opponent	Score	RPI	S	Opponent	Score
7	A	Oregon	77 110	30	H	South Dakota St.	78 85	60	H	Nebraska	84 89	104	H	Iowa St.	83 80
21	A	Iowa	66 79	47	H	Creighton	100 108	74	A	Wyomi ng	61 75	108	N	George Mason	75 87
								89	H	Li berty	96 68	130	H	Mi lwaukee	77 73
								97	A	Missouri St.	80 68	135	A	UNI	72 67
								97	H	Missouri St.	84 65	135	H	UNI	81 64
												172	A	Southern Ill.	75 64
												172	H	Southern Ill.	84 73
												241	A	Illinoi s St.	65 58
												241	H	Illinoi s St.	80 64
												259	A	Indi ana St.	84 51
												259	H	Indi ana St.	85 64
												266	A	Bradl ey	84 75
												266	H	Bradl ey	77 71
												298	A	Val parai so	85 53
												298	H	Val parai so	86 50
												304	A	Loyol a Chi cago	97 53
												304	H	Loyol a Chi cago	72 46
												342	N	Mi ssi ssi ppi Val .	96 60
												349	A	Evansvi lle	101 50
												349	H	Evansvi lle	107 66
LAST 12 Division I GAMES:															
298	A	Val parai so	85 53	349	A	Evansvi lle	101 50								
304	A	Loyol a Chi cago	97 53	97	H	Missouri St.	84 65								
241	H	Illinoi s St.	80 64	172	H	Southern Ill.	84 73								
266	H	Bradl ey	77 71	266	A	Bradl ey	84 75								
135	A	UNI	72 67	241	A	Illinoi s St.	65 58								
259	A	Indi ana St.	84 51	135	H	UNI	81 64								

Non-Div I Games: Iowa Wesleyan 102 25

Drake

Average RPI Win: **194**
 Average RPI Loss: **61**

WON-LOST
RECORD

WINNING
PCT. RANK

LAST 10
GAMES

STRENGTH OF
SCHEDULE

OPP. STRENGTH
OF SCHEDULE

TEAM
RPI

ADJ.
RPI

CONF.
RPI

ADJ CONF.
RPI

DIV. I ONLY	24- 6	27	9- 1	145	117	44	44	10	10
DIV. I NON-CONF.	8- 4	87	0- 0	201	81	90	90	12	12

TOTALS	RPI 1-25	RPI 26-50	W-L RECORDS	RPI 51-100	RPI 101-999	RPI 201+			
24- 6	0- 0	1- 2	OVERALL	2- 4	21- 0	13- 0			
13- 0	0- 0	1- 0	HOME	2- 0	10- 0	7- 0			
10- 4	0- 0	0- 2	AWAY	0- 2	10- 0	6- 0			
1- 2	0- 0	0- 0	NEUTRAL	0- 2	1- 0	0- 0			
8- 4	0- 0	0- 1	NON-CONFERENCE	1- 3	7- 0	5- 0			
4- 0	0- 0	0- 0	HOME	1- 0	3- 0	3- 0			
3- 2	0- 0	0- 1	AWAY	0- 1	3- 0	2- 0			
1- 2	0- 0	0- 0	NEUTRAL	0- 2	1- 0	0- 0			
16- 2	0- 0	1- 1	CONFERENCE	1- 1	14- 0	8- 0			
9- 0	0- 0	1- 0	HOME	1- 0	7- 0	4- 0			
7- 2	0- 0	0- 1	AWAY	0- 1	7- 0	4- 0			
0- 0	0- 0	0- 0	NEUTRAL	0- 0	0- 0	0- 0			

RPI 1-25				RPI 26-50				Team's RPI: 44				RPI 51-100				RPI 101+			
RPI	S	Opponent	Score	RPI	S	Opponent	Score	RPI	S	Opponent	Score	RPI	S	Opponent	Score	RPI	S	Opponent	Score
35	A	Syracuse	62 72	63	A	James Madi son	48 56	63	A	James Madi son	73 71	114	A	Del aware	72 53				
46	A	El on	58 70	63	H	James Madi son	73 71	63	H	James Madi son	73 71	114	H	Del aware	74 53				
46	H	El on	58 56	64	N	West Vi rgin i a	42 75	64	N	West Vi rgin i a	42 75	123	N	Butler	76 62				
				67	N	Vi rgin i a Tech	67 79	67	N	Vi rgin i a Tech	67 79	134	A	Saint Joseph's	65 58				
				90	H	Bucknel l	63 54	90	H	Bucknel l	63 54	138	A	Northeastern	69 58				
				93	A	Penn St.	70 84	93	A	Penn St.	70 84	138	H	Northeastern	58 50				
												158	A	William & Mary	65 58				
												158	H	William & Mary	54 34				
												233	A	Ni agara	66 65				
												235	H	Lafayette	52 37				
												242	A	Hofstra	58 47				
												242	H	Hofstra	47 38				
												246	H	La Salle	79 54				
												258	A	UNCW	58 40				
												258	H	UNCW	68 42				
												262	A	Col . of Charleston	80 53				
												262	H	Col . of Charleston	71 57				
												263	H	Cornel l	61 39				
												269	A	Towson	62 54				
												269	H	Towson	78 53				
												331	A	Del aware St.	73 52				
LAST 12 Division I GAMES:																			
262	H	Col . of Charleston	71 57	46	A	El on	58 70	46	A	El on	58 70								
114	A	Del aware	72 53	262	A	Col . of Charleston	80 53	262	A	Col . of Charleston	80 53								
269	A	Towson	62 54	269	H	Towson	78 53	269	H	Towson	78 53								
63	H	James Madi son	73 71	138	H	Northeastern	58 50	138	H	Northeastern	58 50								
158	H	William & Mary	54 34	46	H	El on	58 56	46	H	El on	58 56								
258	A	UNCW	58 40	242	A	Hofstra	58 47	242	A	Hofstra	58 47								

Non-Div I Games:

Drexel

Loss, Non-Conf, S Site, H Home A Away N Neutral

Average RPI	Win:	198	WON-LOST	WINNING	LAST 10	STRENGTH OF	OPP. STRENGTH	TEAM	ADJ.	CONF.	ADJ CONF.
Average RPI	Loss:	91	RECORD	PCT. RANK	GAMES	SCHEDULE	OF SCHEDULE	RPI	RPI	RPI	RPI
DIV. I ONLY		23- 7	42	6- 4	196	96	72	72	13	13	
DIV. I NON-CONF.		10- 3	52	0- 0	160	55	53	53	10	10	

TOTALS	RPI 1-25		RPI 26-50		W-L RECORDS	RPI 51-100	RPI 101-999		RPI 201+		
23- 7	1- 1		1- 1		OVERALL	2- 1	19- 4		11- 0		
12- 2	1- 0		0- 0		HOME	1- 1	10- 1		8- 0		
10- 3	0- 0		1- 1		AWAY	1- 0	8- 2		3- 0		
1- 2	0- 1		0- 0		NEUTRAL	0- 0	1- 1		0- 0		
10- 3	1- 1		1- 0		NON-CONFERENCE	1- 0	7- 2		4- 0		
6- 0	1- 0		0- 0		HOME	1- 0	4- 0		3- 0		
3- 2	0- 0		1- 0		AWAY	0- 0	2- 2		1- 0		
1- 1	0- 1		0- 0		NEUTRAL	0- 0	1- 0		0- 0		
13- 4	0- 0		0- 1		CONFERENCE	1- 1	12- 2		7- 0		
6- 2	0- 0		0- 0		HOME	0- 1	6- 1		5- 0		
7- 1	0- 0		0- 1		AWAY	1- 0	6- 0		2- 0		
0- 1	0- 0		0- 0		NEUTRAL	0- 0	0- 1		0- 0		

RPI	S	Opponent	Score	RPI	S	Opponent	Score	RPI	S	Opponent	Score	RPI	S	Opponent	Score
2	N	UConn	52 104	31	A	Virginia	74 63	75	A	George Washington	54 53	108	H	George Mason	71 64
20	H	Central Mich.	64 61	33	A	Dayton	70 79	84	H	Tol edo	73 54	110	A	ETSU	77 81
								85	H	Fordham	43 51	119	H	Saint Francis (PA)	87 68
												120	A	Saint Louis	76 66
												120	N	Saint Louis	65 71
												134	A	Saint Joseph's	61 42
												134	H	Saint Joseph's	50 69
												155	A	Charlotte	72 75
												168	N	N. C. A&T	73 60
												181	A	Pittsburgh	66 53
												187	A	Davison	79 54
												195	A	Richmond	78 70
												220	H	Akron	66 60
												246	H	La Salle	78 50
												257	A	St. Bonaventure	76 73
												257	H	St. Bonaventure	73 59
												276	H	Massachusetts	60 57
												281	A	VCU	70 51
												281	H	VCU	80 71
												291	H	Central Conn. St.	83 58
												334	H	Rhode Island	80 71
												341	H	Iona	80 59
												344	A	Winthrop	81 54

LAST 12 Division I GAMES:															
120	N	Saint Louis	65 71	281	H	VCU	80 71	195	A	Richmond	78 70	33	A	Dayton	70 79
257	A	St. Bonaventure	76 73	134	A	Saint Joseph's	61 42	108	H	George Mason	71 64	257	H	St. Bonaventure	73 59
85	H	Fordham	43 51	108	H	George Mason	71 64					134	A	Saint Joseph's	61 42
334	H	Rhode Island	80 71									108	H	George Mason	71 64
120	A	Saint Louis	76 66												
134	H	Saint Joseph's	50 69												

Non-Div I Games:

Duquesne

Average RPI Win: 224		WON-LOST RECORD	WINNING PCT. RANK	LAST 10 GAMES	STRENGTH OF SCHEDULE	OPP. STRENGTH OF SCHEDULE	TEAM RPI	ADJ. RPI	CONF. RPI	ADJ. CONF. RPI
Average RPI Loss: 84										
DIV. I ONLY		19- 12	107	7- 3	171	101	110	110	17	17
DIV. I NON-CONF.		6- 8	209	0- 0	184	25	181	181	17	17
TOTALS		RPI 1-25	RPI 26-50	W-L RECORDS		RPI 51-100	RPI 101-999	RPI 201+		
19- 12	0- 3		0- 3	OVERALL		1- 2	18- 4	11- 2		
9- 3	0- 0		0- 1	HOME		1- 1	8- 1	4- 1		
8- 5	0- 2		0- 1	AWAY		0- 1	8- 1	5- 1		
2- 4	0- 1		0- 1	NEUTRAL		0- 0	2- 2	2- 0		
6- 8	0- 3		0- 0	NON-CONFERENCE		1- 2	5- 3	4- 1		
3- 2	0- 0		0- 0	HOME		1- 1	2- 1	1- 1		
3- 3	0- 2		0- 0	AWAY		0- 1	3- 0	3- 0		
0- 3	0- 1		0- 0	NEUTRAL		0- 0	0- 2	0- 0		
13- 4	0- 0		0- 3	CONFERENCE		0- 0	13- 1	7- 1		
6- 1	0- 0		0- 1	HOME		0- 0	6- 0	3- 0		
5- 2	0- 0		0- 1	AWAY		0- 0	5- 1	2- 1		
2- 1	0- 0		0- 1	NEUTRAL		0- 0	2- 0	2- 0		

RPI 1-25				RPI 26-50				RPI 51-100				RPI 101+				Team's RPI: 110	
RPI	S	Opponent	Score	RPI	S	Opponent	Score	RPI	S	Opponent	Score	RPI	S	Opponent	Score		
1	N	Notre Dame	46 77	48	A	Mercer	48 63	65	H	Michigan St.	74 83	102	H	Cincinnati	87 77		
9	A	Tennessee	49 87	48	H	Mercer	65 85	72	H	Duquesne	81 77	105	N	Western Mich.	79 87		
17	A	NC State	58 70	48	N	Mercer	53 68	78	A	Houston	69 88	106	A	Chattanooga	61 55		
												106	H	Chattanooga	65 58		
												112	N	Washington St.	76 80		
												160	A	Samford	64 52		
												160	H	Samford	76 48		
												189	A	Furman	69 57		
												189	H	Furman	56 46		
												218	A	UNCG	61 65		
												218	H	UNCG	60 52		
												218	N	UNCG	54 52		
												254	H	Northern Ky.	45 57		
												274	A	Appalachian St.	70 57		
												292	A	Murray St.	96 68		
												303	A	Wofford	61 58		
												303	H	Wofford	82 53		
												303	N	Wofford	78 64		
												307	A	Western Caro.	76 46		
												307	H	Western Caro.	66 50		
												311	H	Tennessee Tech	74 55		
												344	A	Winthrop	74 63		
LAST 12 Division I GAMES:																	
				48	N	Mercer	53 68	303	H	Wofford	82 53						
				218	N	UNCG	54 52	106	A	Chattanooga	61 55						
				303	N	Wofford	78 64	307	A	Western Caro.	76 46						
				48	A	Mercer	48 63	218	A	UNCG	61 65						
				160	A	Samford	64 52	160	H	Samford	76 48						
				189	H	Furman	56 46	48	H	Mercer	65 85						

Non-Div I Games:	North Greenville	90	67
------------------	------------------	----	----

ETSU

■ Loss, ■ Non-Conf, S Site, H Home A Away N Neutral

Average RPI Win:	218	WON-LOST	WINNING	LAST 10	STRENGTH OF	OPP. STRENGTH	TEAM	ADJ.	CONF.	ADJ CONF.
Average RPI Loss:	127	RECORD	PCT. RANK	GAMES	SCHEDULE	OF SCHEDULE	RPI	RPI	RPI	RPI
DIV. I ONLY	16- 15	172	5- 5	216	104	192	192	7	7	
DIV. I NON-CONF.	8- 5	111	0- 0	312	338	244	244	7	7	

TOTALS	RPI 1-25	RPI 26-50	W-L RECORDS	RPI 51-100	RPI 101-999	RPI 201+				
16- 15	0- 3	0- 1	OVERALL	1- 1	15- 10	9- 2				
11- 5	0- 1	0- 0	HOME	1- 0	10- 4	6- 0				
3- 7	0- 0	0- 0	AWAY	0- 1	3- 1	1- 0				
2- 3	0- 1	0- 0	NEUTRAL	0- 0	2- 2	2- 0				
8- 5	0- 0	0- 0	NON-CONFERENCE	0- 0	8- 5	7- 1				
6- 2	0- 0	0- 0	HOME	0- 0	6- 2	5- 0				
1- 1	0- 0	0- 0	AWAY	0- 0	1- 1	1- 1				
1- 2	0- 0	0- 0	NEUTRAL	0- 0	1- 2	1- 0				
8- 10	0- 3	0- 1	CONFERENCE	1- 1	7- 5	2- 1				
5- 3	0- 1	0- 0	HOME	1- 0	4- 2	1- 0				
2- 6	0- 1	0- 1	AWAY	0- 1	2- 3	0- 1				
1- 1	0- 1	0- 0	NEUTRAL	0- 0	1- 0	1- 0				

RPI 1-25				RPI 26-50				RPI 51-100				RPI 101+				Team's RPI: 192
RPI	S	Opponent	Score	RPI	S	Opponent	Score	RPI	S	Opponent	Score	RPI	S	Opponent	Score	
2	H	UConn	35 96	45	A	UCF	54 75	78	A	Houston	81 97	102	A	Cincinnati	79 70	
14	A	South Fla.	47 88					78	H	Houston	80 78	102	H	Cincinnati	54 66	
14	N	South Fla.	44 80									122	A	Tulane	58 64	
												148	H	Wichita St.	77 67	
												155	H	Charlotte	58 55	
												158	H	William & Mary	65 71	
												162	N	Jacksonville St.	73 82	
												176	N	UTEP	79 93	
												182	H	Temple	64 65	
												191	A	Memphis	36 72	
												191	H	Memphis	75 62	
												194	A	Tulsa	59 57	
												194	H	Tulsa	73 67	
												195	H	Richmond	64 65	
												213	A	SMU	51 65	
												213	H	SMU	76 47	
												213	N	SMU	85 74	
												215	H	Norfolk St.	51 46	
												252	N	Rider	66 63	
												258	A	UNCW	62 66	
												272	H	UMES	64 54	
												301	A	Kennesaw St.	66 56	
												302	H	USC Upstate	66 53	
												317	H	N.C. Central	73 61	
												340	H	Savannah St.	103 37	
LAST 12 Division I GAMES:																
14	N	South Fla.	44 80	191	H	Memphis	75 62									
213	N	SMU	85 74	14	A	South Fla.	47 88									
45	A	UCF	54 75	213	H	SMU	76 47									
182	H	Temple	64 65	148	H	Wichita St.	77 67									
194	A	Tulsa	59 57	102	A	Cincinnati	79 70									
78	A	Houston	81 97	122	A	Tulane	58 64									

Non-Div I Games:

East Carolina

Average RPI Win:	281	WON-LOST	WINNING	LAST 10	STRENGTH OF	OPP. STRENGTH	TEAM	ADJ.	CONF.	ADJ CONF.
Average RPI Loss:	205	RECORD	PCT. RANK	GAMES	SCHEDULE	OF SCHEDULE	RPI	RPI	RPI	RPI
DIV. I ONLY	3- 26	337	1- 9	297	280	345	345	25	25	
DIV. I NON-CONF.	1- 10	327	0- 0	298	293	346	346	27	27	

TOTALS	RPI 1-25	RPI 26-50	W-L RECORDS	RPI 51-100	RPI 101-999	RPI 201+				
3- 26	0- 0	0- 0	OVERALL	0- 3	3- 23	2- 13				
3- 11	0- 0	0- 0	HOME	0- 1	3- 10	2- 7				
0- 14	0- 0	0- 0	AWAY	0- 2	0- 12	0- 6				
0- 1	0- 0	0- 0	NEUTRAL	0- 0	0- 1	0- 0				
1- 10	0- 0	0- 0	NON-CONFERENCE	0- 1	1- 9	1- 4				
1- 4	0- 0	0- 0	HOME	0- 0	1- 4	1- 3				
0- 5	0- 0	0- 0	AWAY	0- 1	0- 4	0- 1				
0- 1	0- 0	0- 0	NEUTRAL	0- 0	0- 1	0- 0				
2- 16	0- 0	0- 0	CONFERENCE	0- 2	2- 14	1- 9				
2- 7	0- 0	0- 0	HOME	0- 1	2- 6	1- 4				
0- 9	0- 0	0- 0	AWAY	0- 1	0- 8	0- 5				
0- 0	0- 0	0- 0	NEUTRAL	0- 0	0- 0	0- 0				

RPI 1-25				RPI 26-50				RPI 51-100				RPI 101+ Team's RPI: 345					
RPI	S	Opponent	Score	RPI	S	Opponent	Score	RPI	S	Opponent	Score	RPI	S	Opponent	Score		
								57	A	Belmont	37	59	114	N	Delaware	37	66
								57	H	Belmont	58	86	118	A	Cleveland St.	69	77
								86	A	Wright St.	46	81	134	A	Saint Joseph's	62	80
												147	H	Northern Ill.	64	93	
												156	A	UT Martin	57	85	
												156	H	UT Martin	44	72	
												162	H	Jacksonville St.	50	59	
												163	A	SIUE	52	62	
												163	H	SIUE	76	72	
												174	A	Northwestern	40	74	
												190	A	Morehead St.	81	89	
												224	H	North Texas	61	63	
												232	A	Southeast Mo. St.	48	51	
												232	H	Southeast Mo. St.	54	77	
												249	A	Austin Peay	59	69	
												249	H	Austin Peay	66	75	
												266	H	Bradley	52	67	
												292	A	Murray St.	61	72	
												292	H	Murray St.	63	70	
												298	H	Valparaiso	67	76	
												311	H	Tennessee Tech	57	60	
												315	A	Eastern Ky.	51	67	
												325	A	Fort Wayne	77	93	
												330	A	Tennessee St.	68	86	
												330	H	Tennessee St.	66	59	
												349	H	Evansville	79	52	

LAST 12 Division I GAMES:																	
				163	H	SIUE	76	72	311	H	Tennessee Tech	57	60				
				292	H	Murray St.	63	70	162	H	Jacksonville St.	50	59				
				156	A	UT Martin	57	85	330	A	Tennessee St.	68	86				
				232	A	Southeast Mo. St.	48	51	57	A	Belmont	37	59				
				249	H	Austin Peay	66	75	232	H	Southeast Mo. St.	54	77				
				163	A	SIUE	52	62	156	H	UT Martin	44	72				

Non-Div I Games:

Eastern III.

Average RPI Win:	263	WON-LOST	WINNING	LAST 10	STRENGTH OF	OPP. STRENGTH	TEAM	ADJ.	CONF.	ADJ CONF.
Average RPI Loss:	184	RECORD	PCT. RANK	GAMES	SCHEDULE	OF SCHEDULE	RPI	RPI	RPI	RPI
DIV. I ONLY	7- 19	285	1- 9	295	234	315	315	25	25	
DIV. I NON-CONF.	2- 6	280	0- 0	311	69	301	301	27	27	

TOTALS	RPI 1-25	RPI 26-50	W-L RECORDS	RPI 51-100	RPI 101-999	RPI 201+				
7- 19	0- 0	0- 0	OVERALL	0- 2	7- 17	5- 8				
5- 7	0- 0	0- 0	HOME	0- 1	5- 6	3- 2				
2- 12	0- 0	0- 0	AWAY	0- 1	2- 11	2- 6				
0- 0	0- 0	0- 0	NEUTRAL	0- 0	0- 0	0- 0				
2- 6	0- 0	0- 0	NON-CONFERENCE	0- 0	2- 6	2- 2				
1- 2	0- 0	0- 0	HOME	0- 0	1- 2	1- 0				
1- 4	0- 0	0- 0	AWAY	0- 0	1- 4	1- 2				
0- 0	0- 0	0- 0	NEUTRAL	0- 0	0- 0	0- 0				
5- 13	0- 0	0- 0	CONFERENCE	0- 2	5- 11	3- 6				
4- 5	0- 0	0- 0	HOME	0- 1	4- 4	2- 2				
1- 8	0- 0	0- 0	AWAY	0- 1	1- 7	1- 4				
0- 0	0- 0	0- 0	NEUTRAL	0- 0	0- 0	0- 0				

RPI 1-25				RPI 26-50				RPI 51-100				RPI 101+ Team's RPI: 315			
RPI	S	Opponent	Score	RPI	S	Opponent	Score	RPI	S	Opponent	Score	RPI	S	Opponent	Score
								57	A	Bel mont	62 95	101	H	Ohio	57 69
								57	H	Bel mont	55 77	102	A	Cincinnati	53 64
												108	A	George Mason	41 64
												149	H	Kent St.	57 65
												156	A	UT Martin	49 77
												156	H	UT Martin	54 72
												162	A	Jacksonville St.	51 65
												162	H	Jacksonville St.	48 44
												163	H	SIUE	60 62
												190	A	Morehead St.	51 62
												190	H	Morehead St.	59 56
												206	A	Bowling Green	60 77
												218	H	UNCG	70 59
												220	A	Akron	45 62
												232	A	Southeast Mo. St.	55 69
												232	H	Southeast Mo. St.	52 66
												249	A	Austin Peay	45 59
												292	A	Murray St.	68 75
												307	A	Western Caro.	62 59
												311	A	Tennessee Tech	76 68
												311	H	Tennessee Tech	55 53
												330	A	Tennessee St.	58 69
												330	H	Tennessee St.	58 59
												345	H	Eastern Ill.	67 51

LAST 12 Division I GAMES:															
190	A	Morehead St.	51 62	330	H	Tennessee St.	58 59								
232	H	Southeast Mo. St.	52 66	57	H	Bel mont	55 77								
330	A	Tennessee St.	58 69	292	A	Murray St.	68 75								
57	A	Bel mont	62 95	249	A	Austin Peay	45 59								
190	H	Morehead St.	59 56	162	H	Jacksonville St.	48 44								
156	H	UT Martin	54 72	311	H	Tennessee Tech	55 53								

Non-Div I Games: Ohio Christian 69 45

Eastern Ky.

Average RPI Win:	188	WON-LOST	WINNING	LAST 10	STRENGTH OF	OPP. STRENGTH	TEAM	ADJ.	CONF.	ADJ CONF.
Average RPI Loss:	125	RECORD	PCT. RANK	GAMES	SCHEDULE	OF SCHEDULE	RPI	RPI	RPI	RPI
DIV. I ONLY	10- 19	252	2- 8	123	110	201	201	8	8	
DIV. I NON-CONF.	3- 7	254	0- 0	329	329	308	308	8	8	

TOTALS	RPI 1-25	RPI 26-50	W-L RECORDS	RPI 51-100	RPI 101-999	RPI 201+				
10- 19	0- 3	0- 3	OVERALL	2- 2	8- 11	4- 4				
5- 6	0- 1	0- 1	HOME	1- 1	4- 3	2- 1				
5- 12	0- 2	0- 2	AWAY	1- 1	4- 7	2- 3				
0- 1	0- 0	0- 0	NEUTRAL	0- 0	0- 1	0- 0				
3- 7	0- 0	0- 1	NON-CONFERENCE	0- 0	3- 6	3- 3				
2- 0	0- 0	0- 0	HOME	0- 0	2- 0	2- 0				
1- 6	0- 0	0- 1	AWAY	0- 0	1- 5	1- 3				
0- 1	0- 0	0- 0	NEUTRAL	0- 0	0- 1	0- 0				
7- 12	0- 3	0- 2	CONFERENCE	2- 2	5- 5	1- 1				
3- 6	0- 1	0- 1	HOME	1- 1	2- 3	0- 1				
4- 6	0- 2	0- 1	AWAY	1- 1	3- 2	1- 0				
0- 0	0- 0	0- 0	NEUTRAL	0- 0	0- 0	0- 0				

RPI 1-25				RPI 26-50				RPI 51-100				RPI 101+				Team's RPI: 201
RPI	S	Opponent	Score	RPI	S	Opponent	Score	RPI	S	Opponent	Score	RPI	S	Opponent	Score	
19	A	Buffalo	92 97	37	A	Ball St.	85 91	81	A	Miami (OH)	74 59	101	H	Ohio	73 58	
20	A	Central Mich.	82 95	37	H	Ball St.	63 88	81	H	Miami (OH)	69 73	105	A	Western Mich.	66 74	
20	H	Central Mich.	72 95	41	A	Minnesota	56 80	84	A	Toledo	69 80	105	H	Western Mich.	69 67	
								84	H	Toledo	70 57	118	A	Cleveland St.	65 77	
												144	A	Loyola Marymount	64 73	
												147	A	Northern Ill.	84 77	
												147	A	Northern Ill.	83 76	
												147	H	Northern Ill.	75 84	
												149	A	Kent St.	69 76	
												149	H	Kent St.	60 67	
												177	N	Denver	54 60	
												206	A	Bowling Green	54 52	
												220	H	Akron	65 77	
												241	A	Illinois St.	56 65	
												257	A	St. Bonaventure	51 70	
												326	A	Detroit Mercy	78 76	
												332	A	Ill. -Chicago	70 73	
												337	H	Florida A&M	83 61	
												343	H	Longwood	73 44	

LAST 12 Division I GAMES:																
147	A	Northern Ill.	84 77	101	H	Ohio	73 58									
37	H	Ball St.	63 88	220	H	Akron	65 77									
105	A	Western Mich.	66 74	37	A	Ball St.	85 91									
147	H	Northern Ill.	75 84	20	H	Central Mich.	72 95									
84	A	Toledo	69 80	19	A	Buffalo	92 97									
20	A	Central Mich.	82 95	81	H	Miami (OH)	69 73									

Non-Div I Games: Rochester College 62 29

Eastern Mich.

Average RPI Win:	233	WON-LOST	WINNING	LAST 10	STRENGTH OF	OPP. STRENGTH	TEAM	ADJ.	CONF.	ADJ CONF.
Average RPI Loss:	104	RECORD	PCT. RANK	GAMES	SCHEDULE	OF SCHEDULE	RPI	RPI	RPI	RPI
DIV. I ONLY	16- 13	139	7- 3	168	150	141	141	19	19	
DIV. I NON-CONF.	4- 7	226	0- 0	45	125	150	150	13	13	

TOTALS	RPI 1-25	RPI 26-50	W-L RECORDS	RPI 51-100	RPI 101-999	RPI 201+				
16- 13	0- 1	0- 3	OVERALL	0- 2	16- 7	9- 1				
10- 3	0- 0	0- 1	HOME	0- 0	10- 2	4- 0				
5- 9	0- 1	0- 2	AWAY	0- 1	5- 5	5- 1				
1- 1	0- 0	0- 0	NEUTRAL	0- 1	1- 0	0- 0				
4- 7	0- 1	0- 1	NON-CONFERENCE	0- 2	4- 3	2- 0				
2- 2	0- 0	0- 0	HOME	0- 0	2- 2	1- 0				
1- 4	0- 1	0- 1	AWAY	0- 1	1- 1	1- 0				
1- 1	0- 0	0- 0	NEUTRAL	0- 1	1- 0	0- 0				
12- 6	0- 0	0- 2	CONFERENCE	0- 0	12- 4	7- 1				
8- 1	0- 0	0- 1	HOME	0- 0	8- 0	3- 0				
4- 5	0- 0	0- 1	AWAY	0- 0	4- 4	4- 1				
0- 0	0- 0	0- 0	NEUTRAL	0- 0	0- 0	0- 0				

RPI 1-25				RPI 26-50				RPI 51-100				RPI 101+				Team's RPI: 141
RPI	S	Opponent	Score	RPI	S	Opponent	Score	RPI	S	Opponent	Score	RPI	S	Opponent	Score	
7	A	Oregon	40 81	32	A	Gonzaga	45 69	61	A	Purdue	40 65	126	A	Portland St.	60 75	
				38	A	Northern Colo.	62 68	77	N	Saint Mary's (CA)	56 76	126	H	Portland St.	64 57	
				38	H	Northern Colo.	65 70					132	H	Boise St.	57 61	
												139	A	Fresno St.	56 81	
												140	H	Cal Poly	75 72	
												145	H	Weber St.	77 68	
												151	A	Idaho	71 85	
												151	H	Idaho	71 64	
												153	H	Idaho St.	66 64	
												154	H	BYU	69 73	
												156	N	UT Martin	61 58	
												199	A	North Dakota	79 81	
												199	H	North Dakota	74 70	
												204	A	Montana St.	74 77	
												236	A	Montana	75 72	
												275	A	Sacramento St.	83 72	
												275	H	Sacramento St.	83 76	
												287	A	Air Force	65 63	
												306	A	Northern Ariz.	98 83	
												306	H	Northern Ariz.	82 62	
												321	H	Utah Valley	61 41	
												328	A	Southern Utah	70 49	
												328	H	Southern Utah	58 41	

LAST 12 Division I GAMES:																
				306	A	Northern Ariz.	98 83	151	A	Idaho	71 85					
				328	A	Southern Utah	70 49	126	H	Portland St.	64 57					
				153	H	Idaho St.	66 64	275	H	Sacramento St.	83 76					
				145	H	Weber St.	77 68	38	A	Northern Colo.	62 68					
				204	A	Montana St.	74 77	199	A	North Dakota	79 81					
				236	A	Montana	75 72	328	H	Southern Utah	58 41					

Non-Div I Games: Multnomah 88 42

Eastern Wash.

Average RPI Win: 193	WON-LOST RECORD	WINNING PCT. RANK	LAST 10 GAMES	STRENGTH OF SCHEDULE	OPP. STRENGTH OF SCHEDULE	TEAM RPI	ADJ. RPI	CONF. RPI	ADJ CONF. RPI
Average RPI Loss: 75									
DIV. I ONLY	21- 7	45	10- 0	115	127	46	46	10	10
DIV. I NON-CONF.	7- 3	74	0- 0	116	97	55	55	12	12

TOTALS	RPI 1-25	RPI 26-50	W-L RECORDS	RPI 51-100	RPI 101-999	RPI 201+			
21- 7	0- 2	2- 1	OVERALL	2- 1	17- 3	10- 0			
12- 0	0- 0	1- 0	HOME	1- 0	10- 0	6- 0			
8- 6	0- 0	1- 0	AWAY	0- 0	7- 0	4- 0			
1- 1	0- 1	0- 0	NEUTRAL	1- 0	0- 0	0- 0			
7- 3	0- 2	1- 0	NON-CONFERENCE	1- 0	5- 1	2- 0			
3- 0	0- 0	0- 0	HOME	0- 0	3- 0	2- 0			
3- 2	0- 1	1- 0	AWAY	0- 0	2- 1	0- 0			
1- 1	0- 1	0- 0	NEUTRAL	1- 0	0- 0	0- 0			
14- 4	0- 0	1- 1	CONFERENCE	1- 1	12- 2	8- 0			
9- 0	0- 0	1- 0	HOME	1- 0	7- 0	4- 0			
5- 4	0- 0	0- 1	AWAY	0- 1	5- 2	4- 0			
0- 0	0- 0	0- 0	NEUTRAL	0- 0	0- 0	0- 0			

E
l
o
n

RPI 1-25				RPI 26-50				Team's RPI: 46				RPI 51-100				RPI 101+			
RPI	S	Opponent	Score	RPI	S	Opponent	Score	RPI	S	Opponent	Score	RPI	S	Opponent	Score	RPI	S	Opponent	Score
17	A	NC State	57 70	44	A	Drexel	56 58	63	A	James Madison	67 70	109	A	Wake Forest	51 53				
21	N	Iowa	61 74	44	H	Drexel	70 58	63	H	James Madison	50 43	114	A	Delaware	66 80				
				45	A	UCF	71 57	94	N	Alabama	60 55	114	H	Delaware	64 51				
												138	A	Northeastern	65 46				
												138	H	Northeastern	78 71				
												158	A	William & Mary	75 81				
												158	H	William & Mary	82 61				
												168	A	N. C. A&T	90 59				
												178	H	Hampton	82 59				
												187	A	Davidson	75 58				
												242	A	Hofstra	72 65				
												242	H	Hofstra	80 55				
												258	A	UNCW	58 49				
												258	H	UNCW	75 67				
												262	A	Col. of Charleston	77 55				
												262	H	Col. of Charleston	97 44				
												269	A	Towson	71 45				
												269	H	Towson	84 61				
												317	H	N. C. Central	78 50				
												344	H	Winthrop	98 37				
LAST 12 Division I GAMES:																			
258	A	UNCW	58 49	44	H	Drexel	70 58	63	H	James Madison	50 43	262	A	Col. of Charleston	77 55				
158	H	William & Mary	82 61	63	H	James Madison	50 43	269	A	Towson	71 45	44	A	Drexel	56 58				
242	H	Hofstra	80 55	262	A	Col. of Charleston	77 55	114	H	Delaware	64 51								
138	A	Northeastern	65 46	269	A	Towson	71 45												
242	A	Hofstra	72 65	44	A	Drexel	56 58												
262	H	Col. of Charleston	97 44	114	H	Delaware	64 51												

E
l
o
n

Non-Div I Games: Coker 106 54

El on

Average RPI Win:	292	WON-LOST	WINNING	LAST 10	STRENGTH OF	OPP. STRENGTH	TEAM	ADJ.	CONF.	ADJ CONF.
Average RPI Loss:	211	RECORD	PCT. RANK	GAMES	SCHEDULE	OF SCHEDULE	RPI	RPI	RPI	RPI
DIV. I ONLY	1- 26	348	0- 10	310	282	349	349	24	24	
DIV. I NON-CONF.	1- 8	313	0- 0	318	343	347	347	21	21	

TOTALS	RPI 1-25	RPI 26-50	W-L RECORDS	RPI 51-100	RPI 101-999	RPI 201+				
1- 26	0- 0	0- 0	OVERALL	0- 6	1- 20	1- 15				
1- 10	0- 0	0- 0	HOME	0- 2	1- 8	1- 5				
0- 16	0- 0	0- 0	AWAY	0- 1	0- 4	0- 3				
0- 0	0- 0	0- 0	NEUTRAL	0- 0	0- 0	0- 0				
1- 8	0- 0	0- 0	NON-CONFERENCE	0- 2	1- 6	1- 5				
1- 1	0- 0	0- 0	HOME	0- 0	1- 1	1- 0				
0- 7	0- 0	0- 0	AWAY	0- 2	0- 5	0- 5				
0- 0	0- 0	0- 0	NEUTRAL	0- 0	0- 0	0- 0				
0- 18	0- 0	0- 0	CONFERENCE	0- 4	0- 14	0- 10				
0- 9	0- 0	0- 0	HOME	0- 2	0- 7	0- 5				
0- 9	0- 0	0- 0	AWAY	0- 2	0- 7	0- 5				
0- 0	0- 0	0- 0	NEUTRAL	0- 0	0- 0	0- 0				

RPI 1-25				RPI 26-50				RPI 51-100				RPI 101+				Team's RPI: 349
RPI	S	Opponent	Score	RPI	S	Opponent	Score	RPI	S	Opponent	Score	RPI	S	Opponent	Score	
								56	A	Western Ky.	54 92	135	A	UNI	41 65	
								70	A	Drake	66 107	135	H	UNI	60 85	
								70	H	Drake	50 101	172	A	Southern Ill.	41 66	
								88	A	Kentucky	62 100	172	H	Southern Ill.	62 74	
								97	A	Missouri St.	51 97	190	H	Morehead St.	75 82	
								97	H	Missouri St.	65 95	232	A	Southeast Mo. St.	65 74	
												241	A	Illinois St.	44 70	
												241	H	Illinois St.	43 67	
												249	A	Austin Peay	73 82	
												259	A	Indiana St.	48 56	
												259	H	Indiana St.	57 66	
												266	A	Bradley	47 92	
												266	H	Bradley	59 117	
												292	H	Murray St.	89 81	
												298	A	Valparaiso	59 101	
												298	H	Valparaiso	54 67	
												304	A	Loyola Chicago	63 82	
												304	H	Loyola Chicago	47 60	
												314	A	Alabama A&M	56 70	
												332	A	Ill. -Chicago	77 96	
												345	A	Eastern Ill.	52 79	

LAST 12 Division I GAMES:																
				172	A	Southern Ill.	41 66	135	H	UNI	60 85					
				97	A	Missouri St.	51 97	70	H	Drake	50 101					
				298	H	Valparaiso	54 67	259	H	Indiana St.	57 66					
				304	H	Loyola Chicago	47 60	304	A	Loyola Chicago	63 82					
				241	A	Illinois St.	44 70	298	A	Valparaiso	59 101					
				266	A	Bradley	47 92	266	H	Bradley	59 117					

Non-Div I Games: Oakland City 96 59 Westminster (MO) 79 53

Average RPI Win:	211	WON-LOST	WINNING	LAST 10	STRENGTH OF	OPP. STRENGTH	TEAM	ADJ.	CONF.	ADJ CONF.
Average RPI Loss:	102	RECORD	PCT. RANK	GAMES	SCHEDULE	OF SCHEDULE	RPI	RPI	RPI	RPI
DIV. I ONLY	25- 4	10	9- 1	210	181	52	52	23	23	
DIV. I NON-CONF.	11- 3	45	0- 0	58	48	25	25	22	22	

TOTALS	RPI 1-25	RPI 26-50	W-L RECORDS	RPI 51-100	RPI 101-999	RPI 201+				
25- 4	1- 1	1- 0	OVERALL	4- 1	19- 2	14- 1				
13- 0	0- 0	1- 0	HOME	3- 0	9- 0	7- 0				
10- 2	0- 0	0- 0	AWAY	1- 0	9- 0	7- 0				
2- 2	1- 1	0- 0	NEUTRAL	0- 1	1- 0	0- 0				
11- 3	1- 1	1- 0	NON-CONFERENCE	2- 1	7- 1	4- 0				
5- 0	0- 0	1- 0	HOME	2- 0	2- 0	1- 0				
4- 1	0- 0	0- 0	AWAY	0- 0	4- 1	3- 0				
2- 2	1- 1	0- 0	NEUTRAL	0- 1	1- 0	0- 0				
14- 1	0- 0	0- 0	CONFERENCE	2- 0	12- 1	10- 1				
8- 0	0- 0	0- 0	HOME	1- 0	7- 0	6- 0				
6- 1	0- 0	0- 0	AWAY	1- 0	5- 1	4- 1				
0- 0	0- 0	0- 0	NEUTRAL	0- 0	0- 0	0- 0				

F
G
C
U

RPI 1-25				RPI 26-50				RPI 51-100				Team's RPI: 52				RPI 101+			
RPI	S	Opponent	Score	RPI	S	Opponent	Score	RPI	S	Opponent	Score	RPI	S	Opponent	Score	RPI	S	Opponent	Score
6	N	Ohio St.	62 104	30	H	South Dakota St.	87 78	51	H	Harvard	65 56	106	A	Chattanooga	61 68				
24	N	DePaul	89 84					57	N	Belmont	65 75	149	N	Kent St.	80 62				
								88	H	Kentucky	70 64	163	H	SIUE	66 49				
								98	A	Jacksonville	65 63	196	A	Siena	63 50				
								98	H	Jacksonville	63 58	197	A	Stetson	74 60				
												197	H	Stetson	80 40				
												220	A	Akron	82 63				
												237	H	Illinois	85 61				
												240	A	North Florida	73 75				
												240	H	North Florida	67 52				
												255	A	Abilene Christian	94 55				
												260	A	Lipscomb	68 54				
												260	H	Lipscomb	88 52				
												300	A	FIU	88 52				
												301	A	Kennesaw St.	78 57				
												301	H	Kennesaw St.	78 51				
												302	A	USC Upstate	88 44				
												302	H	USC Upstate	93 60				
												339	A	NJIT	89 43				
												339	H	NJIT	83 62				
												339	H	NJIT	90 66				
LAST 12 Division I GAMES:																			
339	H	NJIT	83 62	240	H	North Florida	67 52	98	A	Jacksonville	65 63								
197	A	Stetson	74 60					240	A	North Florida	73 75								
301	H	Kennesaw St.	78 51					98	H	Jacksonville	63 58								
260	H	Lipscomb	88 52					260	A	Lipscomb	68 54								
339	A	NJIT	89 43					301	A	Kennesaw St.	78 57								
302	A	USC Upstate	88 44																

F
G
C
U

Non-Div I Games: Southeastern (FL) 76 66 Ave Maria 99 35 Fla. Memorial 82 43

FGCU

Average RPI Win:	234	WON-LOST	WINNING	LAST 10	STRENGTH OF	OPP. STRENGTH	TEAM	ADJ.	CONF.	ADJ CONF.
Average RPI Loss:	175	RECORD	PCT. RANK	GAMES	SCHEDULE	OF SCHEDULE	RPI	RPI	RPI	RPI
DIV. I ONLY	8- 21	280	2- 8	194	227	300	300	18	18	
DIV. I NON-CONF.	3- 10	285	0- 0	232	271	318	318	20	20	

TOTALS	RPI 1-25	RPI 26-50	W-L RECORDS	RPI 51-100	RPI 101-999	RPI 201+				
8- 21	0- 1	0- 1	OVERALL	0- 4	8- 15	6- 9				
7- 10	0- 1	0- 0	HOME	0- 2	7- 7	5- 3				
1- 11	0- 0	0- 1	AWAY	0- 2	1- 8	1- 6				
0- 0	0- 0	0- 0	NEUTRAL	0- 0	0- 0	0- 0				
3- 10	0- 1	0- 1	NON-CONFERENCE	0- 2	3- 6	3- 4				
3- 6	0- 1	0- 0	HOME	0- 1	3- 4	3- 2				
0- 4	0- 0	0- 1	AWAY	0- 1	0- 2	0- 2				
0- 0	0- 0	0- 0	NEUTRAL	0- 0	0- 0	0- 0				
5- 11	0- 0	0- 0	CONFERENCE	0- 2	5- 9	3- 5				
4- 4	0- 0	0- 0	HOME	0- 1	4- 3	2- 1				
1- 7	0- 0	0- 0	AWAY	0- 1	1- 6	1- 4				
0- 0	0- 0	0- 0	NEUTRAL	0- 0	0- 0	0- 0				

RPI	S	Opponent	Score	RPI	S	Opponent	Score	RPI	S	Opponent	Score	RPI	S	Opponent	Score	Team's RPI: 300
14	H	South Fla.	52 82	50	A	Miami (FL)	69 77	52	H	FGCU	52 88	103	H	Middle Tenn.	59 63	
								56	A	Western Ky.	47 101	107	H	Rice	68 58	
								80	H	UAB	61 71	124	H	Louisiana Tech	57 54	
								96	A	Georgetown	56 77	129	H	Bethune-Cookman	59 77	
												155	A	Charlotte	57 80	
												166	H	Clemson	65 67	
												176	A	UTEP	70 86	
												176	H	UTEP	76 77	
												205	A	Southern Miss.	74 70	
												219	A	Fla. Atlantic	63 67	
												219	H	Fla. Atlantic	86 65	
												224	H	North Texas	46 92	
												264	A	UTSA	66 69	
												267	A	Howard	62 69	
												268	A	Morgan St.	51 62	
												282	A	Old Dominion	60 68	
												284	H	North Dakota St.	68 71	
												287	H	Air Force	70 69	
												294	H	Vermont	80 70	
												310	A	Marshall	75 78	
												310	H	Marshall	67 54	
												314	H	Alabama A&M	51 58	
												324	H	Charleston So.	77 70	
LAST 12 Division I GAMES:																
205	A	Southern Miss.	74 70	224	H	North Texas	46 92									
176	A	UTEP	70 86	155	A	Charlotte	57 80									
219	A	Fla. Atlantic	63 67	282	A	Old Dominion	60 68									
219	H	Fla. Atlantic	86 65	310	A	Marshall	75 78									
264	A	UTSA	66 69	80	H	UAB	61 71									
103	H	Middle Tenn.	59 63	124	H	Louisiana Tech	57 54									

Non-Div I Games:

FIU

Average RPI Win:	287	WON-LOST	WINNING	LAST 10	STRENGTH OF	OPP. STRENGTH	TEAM	ADJ.	CONF.	ADJ CONF.
Average RPI Loss:	176	RECORD	PCT. RANK	GAMES	SCHEDULE	OF SCHEDULE	RPI	RPI	RPI	RPI
DIV. I ONLY	13- 17	217	5- 5	328	276	273	273	28	28	
DIV. I NON-CONF.	3- 8	268	0- 0	307	224	310	310	25	25	

TOTALS	RPI 1-25	RPI 26-50	W-L RECORDS	RPI 51-100	RPI 101-999	RPI 201+				
13- 17	0- 0	0- 3	OVERALL	0- 0	13- 14	12- 6				
8- 5	0- 0	0- 2	HOME	0- 0	8- 3	7- 1				
5- 10	0- 0	0- 1	AWAY	0- 0	5- 9	5- 4				
0- 2	0- 0	0- 0	NEUTRAL	0- 0	0- 2	0- 1				
3- 8	0- 0	0- 1	NON-CONFERENCE	0- 0	3- 7	3- 2				
2- 2	0- 0	0- 1	HOME	0- 0	2- 1	2- 0				
1- 5	0- 0	0- 0	AWAY	0- 0	1- 5	1- 2				
0- 1	0- 0	0- 0	NEUTRAL	0- 0	0- 1	0- 0				
10- 9	0- 0	0- 2	CONFERENCE	0- 0	10- 7	9- 4				
6- 3	0- 0	0- 1	HOME	0- 0	6- 2	5- 1				
4- 5	0- 0	0- 1	AWAY	0- 0	4- 4	4- 2				
0- 1	0- 0	0- 0	NEUTRAL	0- 0	0- 1	0- 1				

RPI 1-25				RPI 26-50				RPI 51-100				RPI 101+				Team's RPI: 273
RPI	S	Opponent	Score	RPI	S	Opponent	Score	RPI	S	Opponent	Score	RPI	S	Opponent	Score	
				28	H	Villanova	44 73					121	A	Seton Hall	61 80	
				36	A	Quinnipiac	45 77					138	A	Northeastern	43 63	
				36	H	Quinnipiac	39 58					157	A	Marist	63 71	
												157	H	Marist	34 48	
												158	A	William & Mary	47 57	
												173	N	New Hampshire	61 71	
												195	H	Richmond	67 72	
												196	A	Siena	40 51	
												196	H	Siena	44 43	
												207	A	Lehigh	53 56	
												208	A	Boston College	66 58	
												233	H	Niagara	59 53	
												252	A	Rider	68 57	
												252	H	Rider	45 61	
												252	N	Rider	64 71	
												261	A	Manhattan	44 55	
												261	H	Manhattan	55 52	
												283	A	Monmouth	65 73	
												283	H	Monmouth	61 55	
												285	A	Canisius	56 52	
												293	H	Mt. St. Mary's	76 65	
												334	A	Rhode Island	47 62	
												341	A	Iona	78 68	
												341	H	Iona	59 39	
												347	A	Saint Peter's	62 40	
												347	H	Saint Peter's	62 41	
												348	H	UMass Lowell	78 67	

				LAST 12 Division I GAMES:												
				252	N	Rider	64 71	261	A	Manhattan	44 55					
				341	H	Iona	59 39	341	A	Iona	78 68					
				283	A	Monmouth	65 73	261	H	Manhattan	55 52					
				347	A	Saint Peter's	62 40	36	H	Quinnipiac	39 58					
				196	H	Siena	44 43	252	A	Rider	68 57					
				157	H	Marist	34 48	196	A	Siena	40 51					

Non-Div I Games:

Fairfield

Average RPI Win: 295	WON-LOST RECORD	WINNING PCT. RANK	LAST 10 GAMES	STRENGTH OF SCHEDULE	OPP. STRENGTH OF SCHEDULE	TEAM RPI	ADJ. RPI	CONF. RPI	ADJ CONF. RPI
Average RPI Loss: 211									
DIV. I ONLY	14- 14	177	3- 7	346	336	286	286	29	29
DIV. I NON-CONF.	7- 3	74	0- 0	344	341	242	242	29	29

TOTALS	RPI 1-25	RPI 26-50	W-L RECORDS	RPI 51-100	RPI 101-999	RPI 201+			
14- 14	0- 0	0- 1	OVERALL	0- 0	14- 13	13- 8			
8- 7	0- 0	0- 0	HOME	0- 0	8- 7	7- 4			
6- 7	0- 0	0- 1	AWAY	0- 0	6- 6	6- 4			
0- 0	0- 0	0- 0	NEUTRAL	0- 0	0- 0	0- 0			
7- 3	0- 0	0- 1	NON-CONFERENCE	0- 0	7- 2	6- 1			
5- 1	0- 0	0- 0	HOME	0- 0	5- 1	4- 0			
2- 2	0- 0	0- 1	AWAY	0- 0	2- 1	2- 1			
0- 0	0- 0	0- 0	NEUTRAL	0- 0	0- 0	0- 0			
7- 11	0- 0	0- 0	CONFERENCE	0- 0	7- 11	7- 7			
3- 6	0- 0	0- 0	HOME	0- 0	3- 6	3- 4			
4- 5	0- 0	0- 0	AWAY	0- 0	4- 5	4- 3			
0- 0	0- 0	0- 0	NEUTRAL	0- 0	0- 0	0- 0			

RPI	S	Opponent	Score	RPI	S	Opponent	Score	RPI	S	Opponent	Score	RPI	S	Opponent	Score	RPI	S	Opponent	Score
40	A	Rutgers	35	101															
LAST 12 Division I GAMES:																			
253	A	Sacred Heart	48	61	293	H	Mt. St. Mary's	53	55	291	A	Central Conn. St.	56	76	295	A	Bryant	77	69
265	H	St. Francis Brooklyn	45	58	291	A	Central Conn. St.	56	76	295	A	Bryant	77	69	271	A	LIU Brooklyn	61	49
271	H	LIU Brooklyn	53	62	295	A	Bryant	77	69	271	A	LIU Brooklyn	61	49	265	A	St. Francis Brooklyn	70	62
119	A	Saint Francis (PA)	61	80	271	A	LIU Brooklyn	61	49	265	A	St. Francis Brooklyn	70	62	295	A	Bryant	77	69
133	A	Robert Morris	49	62	265	A	St. Francis Brooklyn	70	62	295	H	Bryant	48	65	329	H	Wagner	74	64
329	H	Wagner	62	61	253	H	Sacred Heart	69	59	329	H	Wagner	74	64	329	H	Wagner	62	61
										339	A	NJIT	74	70	343	A	Longwood	72	52
										347	H	Saint Peter's	69	59	348	H	UMass Lowell	60	51

Non-Div I Games: Rutgers-Newark 76 40

Fairleigh Dickinson

Average RPI Win:	259	WON-LOST	WINNING	LAST 10	STRENGTH OF	OPP. STRENGTH	TEAM	ADJ.	CONF.	ADJ CONF.
Average RPI Loss:	156	RECORD	PCT. RANK	GAMES	SCHEDULE	OF SCHEDULE	RPI	RPI	RPI	RPI
DIV. I ONLY	13- 14	195	3- 7	247	231	219	219	18	18	
DIV. I NON-CONF.	6- 5	153	0- 0	282	298	225	225	20	20	

TOTALS	RPI 1-25	RPI 26-50	W-L RECORDS	RPI 51-100	RPI 101-999	RPI 201+				
13- 14	0- 0	0- 1	OVERALL	0- 3	13- 10	11- 5				
9- 5	0- 0	0- 1	HOME	0- 0	9- 4	7- 2				
4- 8	0- 0	0- 0	AWAY	0- 3	4- 5	4- 2				
0- 1	0- 0	0- 0	NEUTRAL	0- 0	0- 1	0- 1				
6- 5	0- 0	0- 1	NON-CONFERENCE	0- 1	6- 3	6- 2				
4- 2	0- 0	0- 1	HOME	0- 0	4- 1	4- 1				
2- 2	0- 0	0- 0	AWAY	0- 1	2- 1	2- 0				
0- 1	0- 0	0- 0	NEUTRAL	0- 0	0- 1	0- 1				
7- 9	0- 0	0- 0	CONFERENCE	0- 2	7- 7	5- 3				
5- 3	0- 0	0- 0	HOME	0- 0	5- 3	3- 1				
2- 6	0- 0	0- 0	AWAY	0- 2	2- 4	2- 2				
0- 0	0- 0	0- 0	NEUTRAL	0- 0	0- 0	0- 0				

RPI	S	Opponent	Score	RPI	S	Opponent	Score	RPI	S	Opponent	Score	RPI	S	Opponent	Score
48	H	Mercer	55 66	56	A	Western Ky.	63 82	103	H	Middle Tenn.	65 69	107	H	Rice	53 67
				60	A	Nebraska	69 86	124	H	Louisiana Tech	86 72	143	A	Colorado	69 76
				80	A	UAB	57 90	155	A	Charlotte	69 83	176	A	UTEP	70 75
								176	H	UTEP	72 66	205	H	Southern Miss.	89 74
								206	N	Bowling Green	55 66	224	H	North Texas	51 65
								240	H	North Florida	83 75	248	H	Grand Canyon	73 77
								259	A	Indiana St.	66 58	264	A	UTSA	99 65
								265	H	St. Francis Brooklyn	80 60	279	H	UMKC	65 55
								282	A	Old Dominion	54 59	300	A	FIU	65 86
								300	H	FIU	67 63	305	A	Georgia St.	82 50
								310	A	Marshall	62 55	310	H	Marshall	79 59
								331	H	Delaware St.	90 67				
LAST 12 Division I GAMES:															
155	A	Charlotte	69 83	224	H	North Texas	51 65								
310	A	Marshall	62 55	103	H	Middle Tenn.	65 69								
300	H	FIU	67 63	56	A	Western Ky.	63 82								
205	H	Southern Miss.	89 74	80	A	UAB	57 90								
300	A	FIU	65 86	264	A	UTSA	99 65								
282	A	Old Dominion	54 59	124	H	Louisiana Tech	86 72								

Non-Div I Games:

Fla. Atlantic

Through Games of March 5, 2018											
Average RPI Win: 303		WON-LOST	WINNING	LAST 10	STRENGTH OF	OPP. STRENGTH	TEAM	ADJ.	CONF.	ADJ. CONF.	
Average RPI Loss: 221		RECORD	PCT. RANK	GAMES	SCHEDULE	OF SCHEDULE	RPI	RPI	RPI	RPI	
DIV. I ONLY		6- 23	315	3- 7	333	318	337	337	30	30	
DIV. I NON-CONF.		1- 11	331	0- 0	325	198	343	343	30	30	

TOTALS		RPI 1-25	RPI 26-50	W-L RECORDS		RPI 51-100	RPI 101-999	RPI 201+			
6- 23	0- 0		0- 0	OVERALL		0- 3	6- 20	6- 15			
3- 7	0- 0		0- 0	HOME		0- 0	3- 7	3- 5			
2- 15	0- 0		0- 0	AWAY		0- 3	2- 12	2- 9			
1- 1	0- 0		0- 0	NEUTRAL		0- 0	1- 1	1- 1			
1- 11	0- 0		0- 0	NON-CONFERENCE		0- 3	1- 8	1- 7			
0- 2	0- 0		0- 0	HOME		0- 0	0- 2	0- 2			
1- 8	0- 0		0- 0	AWAY		0- 3	1- 5	1- 4			
0- 1	0- 0		0- 0	NEUTRAL		0- 0	0- 1	0- 1			
5- 12	0- 0		0- 0	CONFERENCE		0- 0	5- 12	5- 8			
3- 5	0- 0		0- 0	HOME		0- 0	3- 5	3- 3			
1- 7	0- 0		0- 0	AWAY		0- 0	1- 7	1- 5			
1- 0	0- 0		0- 0	NEUTRAL		0- 0	1- 0	1- 0			

RPI 1-25				RPI 26-50				RPI 51-100				RPI 101+				Team's RPI: 337	
RPI	S	Opponent	Score	RPI	S	Opponent	Score	RPI	S	Opponent	Score	RPI	S	Opponent	Score		
								81	A	Miami (OH)	33	73	129	A	Bethune-Cookman	42	44
								92	A	Kansas St.	57	81	129	H	Bethune-Cookman	42	62
								94	A	Alabama	55	91	168	H	N.C. A&T	52	73
													178	A	Hampton	65	66
													201	A	Eastern Mich.	61	83
													215	A	Norfolk St.	49	70
													223	N	A&M-Corpus Christi	55	58
													226	A	Xavier	52	70
													240	H	North Florida	68	77
													243	A	Omaha	73	78
													251	A	Texas Tech	63	82
													253	H	Sacred Heart	68	73
													267	A	Howard	65	76
													267	H	Howard	74	59
													267	N	Howard	69	64
													268	A	Morgan St.	56	61
													268	H	Morgan St.	44	59
													272	A	UMES	70	87
													307	A	Western Caro.	80	63
													308	A	UTRGV	38	51
													317	H	N.C. Central	84	81
													320	A	Coppin St.	56	62
													322	H	South Carolina St.	49	82
													331	A	Delaware St.	73	65
													331	H	Delaware St.	59	54
													340	H	Savannah St.	47	65
LAST 12 Division I GAMES:																	
267	N	Howard	69	64	317	H	N.C. Central	84	81								
129	H	Bethune-Cookman	42	62	272	A	UMES	70	87								
322	H	South Carolina St.	49	82	267	A	Howard	65	76								
168	H	N.C. A&T	52	73	340	H	Savannah St.	47	65								
331	A	Delaware St.	73	65	215	A	Norfolk St.	49	70								
268	H	Morgan St.	44	59	178	A	Hampton	65	66								

Non-Div I Games:	Lynn	74	37
------------------	------	----	----

Florida A&M

■ Loss, ■ Non-Conf, S Site, H Home A Away N Neutral

Average RPI Win:	119	WON-LOST	WINNING	LAST 10	STRENGTH OF	OPP. STRENGTH	TEAM	ADJ.	CONF.	ADJ CONF.
Average RPI Loss:	14	RECORD	PCT. RANK	GAMES	SCHEDULE	OF SCHEDULE	RPI	RPI	RPI	RPI
DIV. I ONLY	25- 6	25	7- 3	12	18	8	8	1	1	
DIV. I NON-CONF.	12- 1	6	0- 0	30	89	5	5	1	1	

TOTALS	RPI 1-25	RPI 26-50	W-L RECORDS	RPI 51-100	RPI 101-999	RPI 201+				
25- 6	2- 5	5- 1	OVERALL	5- 0	13- 0	4- 0				
13- 1	0- 1	2- 0	HOME	4- 0	7- 0	3- 0				
11- 4	2- 3	2- 1	AWAY	1- 0	6- 0	1- 0				
1- 1	0- 1	1- 0	NEUTRAL	0- 0	0- 0	0- 0				
12- 1	1- 1	1- 0	NON-CONFERENCE	3- 0	7- 0	3- 0				
6- 0	0- 0	0- 0	HOME	2- 0	4- 0	2- 0				
6- 1	1- 1	1- 0	AWAY	1- 0	3- 0	1- 0				
0- 0	0- 0	0- 0	NEUTRAL	0- 0	0- 0	0- 0				
13- 5	1- 4	4- 1	CONFERENCE	2- 0	6- 0	1- 0				
7- 1	0- 1	2- 0	HOME	2- 0	3- 0	1- 0				
5- 3	1- 2	1- 1	AWAY	0- 0	3- 0	0- 0				
1- 1	0- 1	1- 0	NEUTRAL	0- 0	0- 0	0- 0				

RPI	S	Opponent	Score
1	H	Notre Dame	69 100
1	N	Notre Dame	80 90
3	A	Louisville	50 49
12	A	Texas	72 87
17	A	NC State	56 65
18	A	Duke	66 79
21	A	Iowa	94 93

RPI	S	Opponent	Score
31	H	Virginia	77 62
35	A	Syracuse	69 76
47	A	Creighton	92 82
50	A	Miami (FL)	91 71
50	H	Miami (FL)	105 67
50	N	Miami (FL)	73 69

RPI	S	Opponent	Score
54	H	Arizona St.	77 66
63	A	James Madison	79 63
67	H	Virginia Tech	107 62
68	H	Georgia Tech	64 61
98	H	Jacksonville	82 50

RPI	S	Opponent	Score
109	A	Wake Forest	81 79
117	H	North Carolina	103 65
160	H	Samford	87 62
162	A	Jacksonville St.	75 51
166	A	Clemson	69 47
166	H	Clemson	91 43
175	A	Florida	84 54
181	A	Pittsburgh	66 59
197	H	Stetson	84 39
208	H	Boston College	67 39
230	A	Grambling	96 53
240	H	North Florida	109 51
253	H	Sacred Heart	101 52

LAST 12 Division I GAMES:

1 N Notre Dame	80 90	50 A Miami (FL)	91 71
50 N Miami (FL)	73 69	31 H Virginia	77 62
68 H Georgia Tech	64 61	181 A Pittsburgh	66 59
208 H Boston College	67 39	17 A NC State	56 65
18 A Duke	66 79	1 H Notre Dame	69 100
166 H Clemson	91 43	3 A Louisville	50 49

Non-Div I Games:

Florida St.

Average RPI Win:	190	WON-LOST	WINNING	LAST 10	STRENGTH OF	OPP. STRENGTH	TEAM	ADJ.	CONF.	ADJ CONF.
Average RPI Loss:	94	RECORD	PCT. RANK	GAMES	SCHEDULE	OF SCHEDULE	RPI	RPI	RPI	RPI
DIV. I ONLY	22- 9	62	6- 4	159	109	85	85	13	13	
DIV. I NON-CONF.	9- 4	82	0- 0	124	73	71	71	10	10	

TOTALS	RPI 1-25	RPI 26-50	W-L RECORDS	RPI 51-100	RPI 101-999	RPI 201+				
22- 9	0- 1	1- 2	OVERALL	5- 2	16- 4	9- 1				
14- 3	0- 1	1- 1	HOME	3- 0	10- 1	6- 0				
8- 5	0- 0	0- 1	AWAY	2- 2	6- 2	3- 1				
0- 1	0- 0	0- 0	NEUTRAL	0- 0	0- 1	0- 0				
9- 4	0- 1	1- 0	NON-CONFERENCE	3- 2	5- 1	3- 1				
7- 1	0- 1	1- 0	HOME	2- 0	4- 0	2- 0				
2- 3	0- 0	0- 0	AWAY	1- 2	1- 1	1- 1				
0- 0	0- 0	0- 0	NEUTRAL	0- 0	0- 0	0- 0				
13- 5	0- 0	0- 2	CONFERENCE	2- 0	11- 3	6- 0				
7- 2	0- 0	0- 1	HOME	1- 0	6- 1	4- 0				
6- 2	0- 0	0- 1	AWAY	1- 0	5- 1	2- 0				
0- 1	0- 0	0- 0	NEUTRAL	0- 0	0- 1	0- 0				

RPI S Opponent Score	RPI S Opponent Score	RPI S Opponent Score	RPI S Opponent Score
10 H UCLA 30 67	33 A Dayton 54 79	66 H UC Davis 70 62	108 A George Mason 67 62
	33 H Dayton 62 63	71 A St. John's (NY) 67 64	120 A Saint Louis 85 91
	38 H Northern Colo. 48 33	72 A Duquesne 51 43	120 H Saint Louis 66 63
		75 H George Washington 61 50	131 H Hartford 69 44
		83 A Albany (NY) 52 59	134 H Saint Joseph's 50 52
		90 H Bucknell 71 62	134 N Saint Joseph's 49 52
		93 A Penn St. 60 65	181 H Pittsburgh 58 55
			187 A Davidson 58 45
			187 H Davidson 66 58
			195 A Richmond 43 38
			208 A Boston College 52 55
			246 H La Salle 66 45
			257 H St. Bonaventure 72 48
			261 A Manhattan 54 48
			276 A Massachusetts 62 51
			281 A VCU 64 54
			323 H UMBC 55 46
			334 H Rhode Island 75 53
			334 H Rhode Island 76 64
			341 H Iona 78 48
LAST 12 Division I GAMES:			
134 N Saint Joseph's 49 52	187 A Davidson 58 45		
334 H Rhode Island 75 53	334 H Rhode Island 76 64		
134 H Saint Joseph's 50 52	120 A Saint Louis 85 91		
72 A Duquesne 51 43	108 A George Mason 67 62		
33 A Dayton 54 79	257 H St. Bonaventure 72 48		
246 H La Salle 66 45	195 A Richmond 43 38		

Non-Div I Games:

Fordham

Average RPI Win:	297	WON-LOST	WINNING	LAST 10	STRENGTH OF	OPP. STRENGTH	TEAM	ADJ.	CONF.	ADJ CONF.
Average RPI Loss:	158	RECORD	PCT. RANK	GAMES	SCHEDULE	OF SCHEDULE	RPI	RPI	RPI	RPI
DIV. I ONLY	3- 22	332	0- 10	160	208	325	325	12	12	
DIV. I NON-CONF.	2- 8	290	0- 0	297	311	337	337	16	16	

TOTALS	RPI 1-25	RPI 26-50	W-L RECORDS	RPI 51-100	RPI 101-999	RPI 201+				
3- 22	0- 0	0- 3	OVERALL	0- 6	3- 13	3- 8				
3- 8	0- 0	0- 1	HOME	0- 2	3- 5	3- 2				
0- 13	0- 0	0- 2	AWAY	0- 3	0- 8	0- 6				
0- 1	0- 0	0- 0	NEUTRAL	0- 1	0- 0	0- 0				
2- 8	0- 0	0- 1	NON-CONFERENCE	0- 1	2- 6	2- 5				
2- 2	0- 0	0- 0	HOME	0- 0	2- 2	2- 1				
0- 6	0- 0	0- 1	AWAY	0- 1	0- 4	0- 4				
0- 0	0- 0	0- 0	NEUTRAL	0- 0	0- 0	0- 0				
1- 14	0- 0	0- 2	CONFERENCE	0- 5	1- 7	1- 3				
1- 6	0- 0	0- 1	HOME	0- 2	1- 3	1- 1				
0- 7	0- 0	0- 1	AWAY	0- 2	0- 4	0- 2				
0- 1	0- 0	0- 0	NEUTRAL	0- 1	0- 0	0- 0				

RPI 1-25				RPI 26-50				RPI 51-100				RPI 101+				Team's RPI: 325	
RPI	S	Opponent	Score	RPI	S	Opponent	Score	RPI	S	Opponent	Score	RPI	S	Opponent	Score		
				30	A	South Dakota St.	49 105	57	A	Belmont	42 74	130	H	Milwaukee	48 60		
				30	H	South Dakota St.	55 77	59	A	South Dakota	43 85	169	A	Oral Roberts	45 66		
				39	A	Michigan	45 77	59	H	South Dakota	60 79	169	H	Oral Roberts	48 73		
								59	N	South Dakota	32 83	177	A	Denver	65 86		
								99	A	Western Ill.	44 91	177	H	Denver	55 73		
								99	H	Western Ill.	64 100	226	A	Xavier	50 62		
												227	A	Coastal Caro.	58 67		
												237	A	Illinois	50 64		
												243	A	Omaha	61 77		
												243	H	Omaha	76 65		
												284	A	North Dakota St.	56 72		
												284	H	North Dakota St.	52 66		
												298	A	Valparaiso	50 68		
												304	H	Loyola Chicago	79 70		
												332	H	Ill.-Chicago	51 67		
												345	H	Eastern Ill.	93 77		
LAST 12 Division I GAMES:																	
				59	N	South Dakota	32 83	169	A	Oral Roberts	45 66						
				30	H	South Dakota St.	55 77	30	A	South Dakota St.	49 105						
				284	H	North Dakota St.	52 66	284	A	North Dakota St.	56 72						
				243	A	Omaha	61 77	99	A	Western Ill.	44 91						
				59	H	South Dakota	60 79	59	A	South Dakota	43 85						
				177	A	Denver	65 86	243	H	Omaha	76 65						

Non-Div I Games: Quincy 73 72 Maryville (MO) 70 76 Findlay 55 75

Fort Wayne

Average RPI Win: 200		WON-LOST	WINNING	LAST 10	STRENGTH OF		OPP. STRENGTH	TEAM	ADJ.	CONF.	ADJ CONF.
Loss: 148		RECORD	PCT. RANK	GAMES	SCHEDULE		OF SCHEDULE	RPI	RPI	RPI	RPI
DIV. I ONLY		16- 13	139	6- 4	144		165	139	139	16	16
DIV. I NON-CONF.		5- 6	187	0- 0	118		259	183	183	14	14
TOTALS		RPI 1-25	RPI 26-50	W-L RECORDS		RPI 51-100	RPI 101-999	RPI 201+			
16- 13	0- 0		0- 0	OVERALL		2- 5	14- 8	7- 3			
11- 4	0- 0		0- 0	HOME		1- 3	10- 1	5- 1			
5- 9	0- 0		0- 0	AWAY		1- 2	4- 7	2- 2			
0- 0	0- 0		0- 0	NEUTRAL		0- 0	0- 0	0- 0			
5- 6	0- 0		0- 0	NON-CONFERENCE		0- 1	5- 5	1- 2			
4- 2	0- 0		0- 0	HOME		0- 1	4- 1	1- 1			
1- 4	0- 0		0- 0	AWAY		0- 0	1- 4	0- 1			
0- 0	0- 0		0- 0	NEUTRAL		0- 0	0- 0	0- 0			
11- 7	0- 0		0- 0	CONFERENCE		2- 4	9- 3	6- 1			
7- 2	0- 0		0- 0	HOME		1- 2	6- 0	4- 0			
4- 5	0- 0		0- 0	AWAY		1- 2	3- 3	2- 1			
0- 0	0- 0		0- 0	NEUTRAL		0- 0	0- 0	0- 0			

RPI 1-25				RPI 26-50				RPI 51-100				RPI 101+ Team's RPI: 139			
RPI	S	Opponent	Score	RPI	S	Opponent	Score	RPI	S	Opponent	Score	RPI	S	Opponent	Score
								54	H	Ari zona St.	49 81	115	A	Col orado St.	75 64
								74	A	Wyomi ng	57 74	115	H	Col orado St.	56 45
								74	H	Wyomi ng	60 47	128	A	San Franci sco	62 70
								82	A	New Mexi co	75 88	132	A	Boise St.	66 75
								82	H	New Mexi co	89 93	137	A	Texas St.	59 76
								87	A	UNLV	74 72	141	H	Eastern Wash.	81 56
								87	H	UNLV	58 73	145	H	Weber St.	81 78
												170	A	UT Arling ton	54 67
												183	H	Paci fic	81 70
												198	A	Nevada	73 90
												198	H	Nevada	68 55
												200	A	UC Santa Barbara	64 57
												216	A	CSUN	72 85
												236	H	Montana	61 58
												247	H	UC Ri versi de	56 68
												270	A	San Di ego St.	66 60
												270	H	San Di ego St.	64 53
												280	H	San Jose St.	81 71
												287	A	Air Force	64 58
												287	H	Air Force	64 48
												313	A	Utah St.	52 60
												313	H	Utah St.	57 56
LAST 12 Division I GAMES:															
				82	H	New Mexico	89 93	74	H	Wyomi ng	60 47				
				74	A	Wyomi ng	57 74	198	H	Nevada	68 55				
				87	H	UNLV	58 73	287	H	Air Force	64 48				
				115	A	Col orado St.	75 64	313	A	Utah St.	52 60				
				280	H	San Jose St.	81 71	87	A	UNLV	74 72				
				270	A	San Di ego St.	66 60	270	H	San Di ego St.	64 53				

Non-Div I Games:

Fresno St.

Loss, Non-Conf, S Site, H Home A Away N Neutral

Average RPI Win: 225
Average RPI Loss: 154

WON-LOST
RECORD

WINNING
PCT. RANK

LAST 10
GAMES

STRENGTH OF
SCHEDULE

OPP. STRENGTH
OF SCHEDULE

TEAM
RPI

ADJ.
RPI

CONF.
RPI

ADJ CONF.
RPI

DIV. I ONLY	14- 13	163	4- 5	273	138	189	189	17	17
DIV. I NON-CONF.	7- 5	132	0- 0	295	188	169	169	17	17
<hr/>									
TOTALS	RPI 1-25	RPI 26-50	W-L RECORDS	RPI 51-100	RPI 101-999	RPI 201+			
14- 13	0- 0	0- 3	OVERALL	0- 0	14- 10	9- 5			
9- 2	0- 0	0- 1	HOME	0- 0	9- 1	6- 0			
4- 9	0- 0	0- 0	AWAY	0- 0	4- 3	3- 2			
1- 2	0- 0	0- 0	NEUTRAL	0- 0	1- 2	0- 1			
7- 5	0- 0	0- 1	NON-CONFERENCE	0- 0	7- 4	5- 3			
4- 0	0- 0	0- 0	HOME	0- 0	4- 0	3- 0			
2- 4	0- 0	0- 1	AWAY	0- 0	2- 3	2- 2			
1- 1	0- 0	0- 0	NEUTRAL	0- 0	1- 1	0- 1			
7- 8	0- 0	0- 2	CONFERENCE	0- 0	7- 6	4- 2			
5- 2	0- 0	0- 1	HOME	0- 0	5- 1	3- 0			
2- 5	0- 0	0- 1	AWAY	0- 0	2- 4	1- 2			
0- 1	0- 0	0- 0	NEUTRAL	0- 0	0- 1	0- 0			

RPI S Opponent	Score	RPI S Opponent	Score	RPI S Opponent	Score	RPI S Opponent	Score	Team's RPI: 189
26 A Georgi a	44 79	101 N Ohio	70 68			106 A Chattanooga	50 45	
48 A Mercer	53 65	106 H Chattanooga	58 57			110 A ETSU	46 56	
48 H Mercer	64 86	110 H ETSU	57 69			117 A North Carolina	56 84	
		160 A Samford	58 62			160 H Samford	45 41	
		160 N Samford	58 59			160 H Samford	58 59	
		187 H Davidson	65 62			218 A UNCG	74 76	
		218 H UNCG	55 54			218 H UNCG	71 63	
		225 A UNC Asheville	71 63			226 N Xavier	62 75	
		228 A Gardner-Webb	57 71			245 A Presbyterian	75 76	
		258 H UNCW	76 71			262 H Col. of Charleston	72 58	
		301 H Kennesaw St.	78 59			302 A USC Upstate	80 59	
		303 A Wofford	48 79			303 H Wofford	63 57	
		307 H Western Caro.	68 59			307 A Western Caro.	66 46	
		307 H Western Caro.	66 46					
LAST 12 Division I GAMES:								
160 N Samford	58 59	160 A Samford	58 62					
303 H Wofford	63 57	48 A Mercer	53 65					
110 A ETSU	46 56	303 A Wofford	48 79					
106 A Chattanooga	50 45	106 H Chattanooga	58 57					
307 H Western Caro.	66 46	110 H ETSU	57 69					
218 H UNCG	55 54	218 A UNCG	74 76					

Non-Div I Games:

Pfeiffer

102 51

Bob Jones

93 46

Converse

80 41

Furman

Average RPI Win:	277	WON-LOST	WINNING	LAST 10	STRENGTH OF	OPP. STRENGTH	TEAM	ADJ.	CONF.	ADJ CONF.
Average RPI Loss:	178	RECORD	PCT. RANK	GAMES	SCHEDULE	OF SCHEDULE	RPI	RPI	RPI	RPI
DIV. I ONLY	3- 24	334	2- 8	154	308	327	327	22	22	
DIV. I NON-CONF.	1- 8	313	0- 0	125	331	290	290	23	23	

TOTALS	RPI 1-25	RPI 26-50	W-L RECORDS	RPI 51-100	RPI 101-999	RPI 201+				
3- 24	0- 0	0- 2	OVERALL	0- 4	3- 18	2- 8				
2- 12	0- 0	0- 0	HOME	0- 3	2- 9	1- 4				
1- 12	0- 0	0- 2	AWAY	0- 1	1- 9	1- 4				
0- 0	0- 0	0- 0	NEUTRAL	0- 0	0- 0	0- 0				
1- 8	0- 0	0- 2	NON-CONFERENCE	0- 2	1- 4	1- 2				
0- 5	0- 0	0- 0	HOME	0- 2	0- 3	0- 2				
1- 3	0- 0	0- 2	AWAY	0- 0	1- 1	1- 0				
0- 0	0- 0	0- 0	NEUTRAL	0- 0	0- 0	0- 0				
2- 16	0- 0	0- 0	CONFERENCE	0- 2	2- 14	1- 6				
2- 7	0- 0	0- 0	HOME	0- 1	2- 6	1- 2				
0- 9	0- 0	0- 0	AWAY	0- 1	0- 8	0- 4				
0- 0	0- 0	0- 0	NEUTRAL	0- 0	0- 0	0- 0				

RPI	S	Opponent	Score	RPI	S	Opponent	Score	RPI	S	Opponent	Score	RPI	S	Opponent	Score	Team's RPI: 327
45	A	UCF	38 62	79	H	IUPUI	52 72	137	A	Texas St.	51 60					
48	A	Mercer	45 72	94	H	Alabama	36 84	137	H	Texas St.	56 81					
				95	A	Little Rock	52 92	164	H	Louisiana	48 58					
				95	H	Little Rock	34 64	165	A	South Ala.	52 79					
								165	H	South Ala.	74 81					
								168	A	N.C. A&T	49 60					
								170	A	UT Arlington	49 70					
								170	H	UT Arlington	73 68					
								180	A	Troy	47 88					
								180	H	Troy	80 95					
								186	H	Stony Brook	49 68					
								209	A	Arkansas St.	48 69					
								209	H	Arkansas St.	62 71					
								227	A	Coastal Caro.	51 54					
								274	A	Appalachian St.	56 87					
								301	H	Kennesaw St.	58 60					
								305	A	Georgia St.	56 71					
								305	H	Georgia St.	58 66					
								322	A	South Carolina St.	61 58					
								338	H	La.-Monroe	75 45					
								340	H	Savannah St.	67 71					
LAST 12 Division I GAMES:																
180	H	Troy	80 95	338	H	La.-Monroe	75 45									
165	H	South Ala.	74 81	209	A	Arkansas St.	48 69									
137	A	Texas St.	51 60	95	A	Little Rock	52 92									
170	A	UT Arlington	49 70	170	H	UT Arlington	73 68									
305	H	Georgia St.	58 66	137	H	Texas St.	56 81									
164	H	Louisiana	48 58	305	A	Georgia St.	56 71									

Non-Div I Games: Coastal Ga. 68 63 Thomas (GA) 79 51

Ga. Southern

Average RPI Win:	275	WON-LOST	WINNING	LAST 10	STRENGTH OF	OPP. STRENGTH	TEAM	ADJ.	CONF.	ADJ CONF.
Average RPI Loss:	174	RECORD	PCT. RANK	GAMES	SCHEDULE	OF SCHEDULE	RPI	RPI	RPI	RPI
DIV. I ONLY	15- 12	135	4- 6	322	306	228	228	27	27	
DIV. I NON-CONF.	7- 2	51	0- 0	301	216	125	125	28	28	

TOTALS	RPI 1-25	RPI 26-50	W-L RECORDS	RPI 51-100	RPI 101-999	RPI 201+				
15- 12	0- 0	0- 1	OVERALL	0- 3	15- 8	10- 6				
9- 5	0- 0	0- 1	HOME	0- 1	9- 3	6- 3				
6- 7	0- 0	0- 0	AWAY	0- 0	6- 3	4- 1				
0- 0	0- 0	0- 0	NEUTRAL	0- 0	0- 0	0- 0				
7- 2	0- 0	0- 1	NON-CONFERENCE	0- 1	7- 0	4- 0				
4- 1	0- 0	0- 1	HOME	0- 0	4- 0	3- 0				
3- 1	0- 0	0- 0	AWAY	0- 1	3- 0	1- 0				
0- 0	0- 0	0- 0	NEUTRAL	0- 0	0- 0	0- 0				
8- 10	0- 0	0- 0	CONFERENCE	0- 2	8- 8	6- 6				
5- 4	0- 0	0- 0	HOME	0- 1	5- 3	3- 3				
3- 6	0- 0	0- 0	AWAY	0- 1	3- 5	3- 3				
0- 0	0- 0	0- 0	NEUTRAL	0- 0	0- 0	0- 0				

RPI 1-25				RPI 26-50				RPI 51-100				RPI 101+				Team's RPI: 228
RPI	S	Opponent	Score	RPI	S	Opponent	Score	RPI	S	Opponent	Score	RPI	S	Opponent	Score	
				45	H	UCF	30 65	88	A	Kentucky	34 72	136	A	Radford	46 66	
								89	A	Liberty	41 59	136	H	Radford	69 53	
								89	H	Liberty	60 85	187	A	Davi dson	70 65	
												189	H	Furman	71 57	
												190	A	Morehead St.	68 60	
												193	A	High Point	80 83	
												193	H	High Point	54 47	
												225	A	UNC Asheville	60 62	
												225	H	UNC Asheville	60 61	
												245	A	Presbyteri an	69 72	
												245	H	Presbyteri an	50 60	
												256	A	Campbel l	55 63	
												256	H	Campbel l	44 73	
												293	A	Mt. St. Mary's	75 67	
												302	H	USC Upstate	60 39	
												303	H	Wofford	73 55	
												307	H	Western Caro.	70 67	
												324	A	Charleston So.	75 59	
												324	H	Charleston So.	68 52	
												343	A	Longwood	61 54	
												343	H	Longwood	52 41	
												344	A	Wi nthrop	66 59	
												344	H	Wi nthrop	68 55	
LAST 12 Division I GAMES:																
				225	A	UNC Asheville	60 62	344	H	Wi nthrop	68 55					
				256	A	Campbel l	55 63	89	A	Liberty	41 59					
				193	H	High Point	54 47	136	A	Radford	46 66					
				245	H	Presbyteri an	50 60	225	H	UNC Asheville	60 61					
				324	A	Charleston So.	75 59	344	A	Wi nthrop	66 59					
				343	H	Longwood	52 41	256	H	Campbel l	44 73					

Non-Div I Games: Montreat 83 26 Pfei ffer 72 53 Converse 82 59

Gardner-Webb

Loss, Non-Conf, S Site, H Home A Away N Neutral

Average RPI Loss: 75

DIV. I ONLY	23- 9	59	7- 3	266	135	108	108	13	13
DIV. I NON-CONF.	11- 3	45	0- 0	262	262	87	87	10	10
TOTALS	RPI 1-25	RPI 26-50	W-L RECORDS	RPI 51-100	RPI 101-999	RPI 201+			
23- 9	0- 0	0- 2	OVERALL	2- 6	21- 1	17- 0			
16- 2	0- 0	0- 0	HOME	1- 2	15- 0	12- 0			
6- 6	0- 0	0- 0	AWAY	0- 1	6- 1	5- 0			
1- 1	0- 0	0- 0	NEUTRAL	1- 1	0- 0	0- 0			
11- 3	0- 0	0- 1	NON-CONFERENCE	2- 1	9- 1	9- 0			
9- 0	0- 0	0- 0	HOME	1- 0	8- 0	8- 0			
1- 3	0- 0	0- 1	AWAY	0- 1	1- 1	1- 0			
1- 0	0- 0	0- 0	NEUTRAL	1- 0	0- 0	0- 0			
12- 6	0- 0	0- 1	CONFERENCE	0- 5	12- 0	8- 0			
7- 2	0- 0	0- 0	HOME	0- 2	7- 0	4- 0			
5- 3	0- 0	0- 1	AWAY	0- 2	5- 0	4- 0			
0- 1	0- 0	0- 0	NEUTRAL	0- 1	0- 0	0- 0			

RPI 1-25				RPI 26-50				RPI 51-100				RPI 101+				Team's RPI: 108	
RPI	S	Opponent	Score	RPI	S	Opponent	Score	RPI	S	Opponent	Score	RPI	S	Opponent	Score		
				33	A	Dayton	66 71	55	H	Ameri can	71 53	120	H	Saint Loui s	81 72		
				39	A	Mi chi gan	61 75	70	N	Drake	87 75	134	A	Saint Joseph's	65 57		
								72	A	Duquesne	64 71	143	A	Colorado	61 76		
								75	A	George Washi ngton	52 62	187	H	Davi dson	74 61		
								75	H	George Washi ngton	61 65	195	H	Ri chmond	77 56		
								75	N	George Washi ngton	59 64	232	H	Southeast Mo. St.	57 38		
								78	A	Houston	73 82	234	A	Loyola Maryl and	80 72		
								85	H	Fordham	62 67	241	H	Illinoi s St.	56 37		
												246	A	La Salle	69 56		
												246	H	La Salle	65 55		
												257	A	St. Bonaventure	76 63		
												257	H	St. Bonaventure	78 63		
												257	H	St. Bonaventure	89 79		
												271	H	LIU Brookl yn	73 70		
												272	H	UMES	82 68		
												276	H	Massachusetts	71 60		
												281	A	VCU	65 42		
												282	H	Old Dominion	66 53		
												315	H	Eastern Ky.	64 41		
												323	H	UMBC	58 38		
												334	A	Rhode Isl and	92 53		
												343	H	Longwood	60 41		
LAST 12 Division I GAMES:																	
				75	N	George Washington	59 64	276	H	Massachusetts	71 60						
				257	H	St. Bonaventure	89 79	75	H	George Washington	61 65						
				246	H	La Salle	65 55	134	A	Saint Joseph's	65 57						
				33	A	Dayton	66 71	257	A	St. Bonaventure	76 63						
				257	H	St. Bonaventure	78 63	85	H	Fordham	62 67						
				281	A	VCU	65 42	120	H	Sai nt Loui s	81 72						

Non-Div I Games:

George Mason

Average RPI Win:	183	WON-LOST	WINNING	LAST 10	STRENGTH OF	OPP. STRENGTH	TEAM	ADJ.	CONF.	ADJ CONF.
Average RPI Loss:	66	RECORD	PCT. RANK	GAMES	SCHEDULE	OF SCHEDULE	RPI	RPI	RPI	RPI
DIV. I ONLY	19- 13	115	8- 2	42	105	75	75	13	13	
DIV. I NON-CONF.	5- 7	212	0- 0	23	27	110	110	10	10	

TOTALS	RPI 1-25	RPI 26-50	W-L RECORDS	RPI 51-100	RPI 101-999	RPI 201+				
19- 13	0- 2	1- 6	OVERALL	2- 2	16- 3	9- 0				
8- 8	0- 1	0- 3	HOME	2- 1	6- 3	5- 0				
8- 5	0- 0	0- 0	AWAY	0- 0	8- 0	4- 0				
3- 0	0- 0	1- 0	NEUTRAL	0- 0	2- 0	0- 0				
5- 7	0- 2	0- 4	NON-CONFERENCE	2- 0	3- 1	3- 0				
3- 4	0- 1	0- 2	HOME	2- 0	1- 1	1- 0				
2- 3	0- 1	0- 2	AWAY	0- 0	2- 0	2- 0				
0- 0	0- 0	0- 0	NEUTRAL	0- 0	0- 0	0- 0				
14- 6	0- 0	1- 2	CONFERENCE	0- 2	13- 2	6- 0				
5- 4	0- 0	0- 1	HOME	0- 1	5- 2	4- 0				
6- 2	0- 0	0- 1	AWAY	0- 1	6- 0	2- 0				
3- 0	0- 0	1- 0	NEUTRAL	0- 0	2- 0	0- 0				

RPI 1-25				RPI 26-50				RPI 51-100				Team's RPI : 75				RPI 101+			
RPI	S	Opponent	Score	RPI	S	Opponent	Score	RPI	S	Opponent	Score	RPI	S	Opponent	Score	RPI	S	Opponent	Score
14	H	South Fla.	78 83	29	A	Princeton	52 72	55	H	American	61 44	108	A	George Mason	65 61				
16	A	Maryland	54 80	30	H	South Dakota St.	88 97	72	H	Duquesne	53 54	108	H	George Mason	62 52				
				33	A	Dayton	55 66	85	A	Fordham	50 61	108	N	George Mason	64 59				
				33	H	Dayton	53 57	96	H	Georgetown	65 54	120	A	Saint Louis	71 58				
				33	N	Dayton	58 53					120	H	Saint Louis	69 72				
				35	H	Syracuse	62 74					134	A	Saint Joseph's	49 46				
				48	A	Mercer	44 61					134	N	Saint Joseph's	65 49				
												150	H	Vanderbilt	59 69				
												187	A	Davidson	53 48				
												195	H	Richmond	36 49				
												203	H	Wisconsin	61 46				
												246	H	La Salle	69 49				
												246	H	La Salle	60 45				
												257	A	St. Bonaventure	63 56				
												269	A	Towson	66 43				
												276	H	Massachusetts	55 49				
												281	A	VCU	61 39				
												283	A	Monmouth	59 45				
												334	H	Rhode Island	65 52				
LAST 12 Division I GAMES:																			
				134	N	Saint Joseph's	65 49	120	A	Saint Louis	71 58								
				33	N	Dayton	58 53	276	H	Massachusetts	55 49								
				108	N	George Mason	64 59	33	H	Dayton	53 57								
				246	H	La Salle	69 49	108	A	George Mason	65 61								
				195	H	Richmond	36 49	257	A	St. Bonaventure	63 56								
				134	A	Saint Joseph's	49 46	246	H	La Salle	60 45								

Non-Div I Games:

George Washington

Average RPI Win:	145	WON-LOST	WINNING	LAST 10	STRENGTH OF	OPP. STRENGTH	TEAM	ADJ.	CONF.	ADJ CONF.
Average RPI Loss:	13	RECORD	PCT. RANK	GAMES	SCHEDULE	OF SCHEDULE	RPI	RPI	RPI	RPI
DIV. I ONLY	25- 6	25	6- 4	59	39	26	26	2	2	
DIV. I NON-CONF.	12- 1	6	0- 0	120	145	30	30	2	2	

TOTALS	RPI 1-25	RPI 26-50	W-L RECORDS	RPI 51-100	RPI 101-999	RPI 201+				
25- 6	3- 5	2- 1	OVERALL	5- 0	15- 0	5- 0				
14- 3	1- 3	0- 0	HOME	3- 0	10- 0	5- 0				
10- 2	1- 1	2- 1	AWAY	2- 0	5- 0	0- 0				
1- 1	1- 1	0- 0	NEUTRAL	0- 0	0- 0	0- 0				
12- 1	0- 1	2- 0	NON-CONFERENCE	2- 0	8- 0	5- 0				
8- 1	0- 1	0- 0	HOME	2- 0	6- 0	5- 0				
4- 0	0- 0	2- 0	AWAY	0- 0	2- 0	0- 0				
0- 0	0- 0	0- 0	NEUTRAL	0- 0	0- 0	0- 0				
13- 5	3- 4	0- 1	CONFERENCE	3- 0	7- 0	0- 0				
6- 2	1- 2	0- 0	HOME	1- 0	4- 0	0- 0				
6- 2	1- 1	0- 1	AWAY	2- 0	3- 0	0- 0				
1- 1	1- 1	0- 0	NEUTRAL	0- 0	0- 0	0- 0				

RPI 1-25				RPI 26-50				RPI 51-100				RPI 101+			
RPI	S	Opponent	Score	RPI	S	Opponent	Score	RPI	S	Opponent	Score	RPI	S	Opponent	Score
5	H	Mississippi St.	62 86	27	A	LSU	60 71	68	H	Georgia Tech	60 53	146	H	Arkansas	78 65
9	A	Tennessee	46 62	31	A	Virginia	64 61	86	H	Wright St.	87 71	150	A	Vanderbilt	81 52
11	H	South Carolina	65 77	48	A	Mercer	72 54	88	A	Kentucky	56 42	150	H	Vanderbilt	67 55
11	N	South Carolina	49 71					94	A	Alabama	49 43	154	A	BYU	79 63
12	H	Texas	53 81					100	H	Auburn	60 48	161	A	Ole Miss	66 52
15	A	Texas A&M	92 84									161	H	Ole Miss	69 45
23	H	Missouri	62 50									168	A	N.C. A&T	73 63
23	N	Missouri	55 41									175	A	Florida	66 57
LAST 12 Division I GAMES:															
11	N	South Carolina	49 71	9	A	Tennessee	46 62								
23	N	Missouri	55 41	150	H	Vanderbilt	67 55								
175	H	Florida	63 43	161	H	Ole Miss	69 45								
94	A	Alabama	49 43	27	A	LSU	60 71								
161	A	Ole Miss	66 52	175	A	Florida	66 57								
11	H	South Carolina	65 77	23	H	Missouri	62 50								

Non-Div I Games:

Georgia

Average RPI Win: 269	WON-LOST RECORD	WINNING PCT. RANK	LAST 10 GAMES	STRENGTH OF SCHEDULE	OPP. STRENGTH OF SCHEDULE	TEAM RPI	ADJ. RPI	CONF. RPI	ADJ CONF. RPI
Average RPI Loss: 166									
DIV. I ONLY	6- 21	312	3- 7	189	243	305	305	22	22
DIV. I NON-CONF.	2- 7	286	0- 0	192	100	284	284	23	23

TOTALS	RPI 1-25	RPI 26-50	W-L RECORDS	RPI 51-100	RPI 101-999	RPI 201+			
6- 21	0- 1	0- 0	OVERALL	0- 4	6- 16	4- 7			
5- 8	0- 0	0- 0	HOME	0- 2	5- 6	3- 2			
1- 13	0- 0	0- 0	AWAY	0- 0	1- 1	1- 0			
0- 0	0- 0	0- 0	NEUTRAL	0- 0	0- 0	0- 0			
2- 7	0- 1	0- 0	NON-CONFERENCE	0- 2	2- 4	1- 3			
2- 2	0- 0	0- 0	HOME	0- 1	2- 1	1- 1			
0- 5	0- 1	0- 0	AWAY	0- 1	0- 3	0- 2			
0- 0	0- 0	0- 0	NEUTRAL	0- 0	0- 0	0- 0			
4- 14	0- 0	0- 0	CONFERENCE	0- 2	4- 12	3- 4			
3- 6	0- 0	0- 0	HOME	0- 1	3- 5	2- 1			
1- 8	0- 0	0- 0	AWAY	0- 1	1- 7	1- 3			
0- 0	0- 0	0- 0	NEUTRAL	0- 0	0- 0	0- 0			

RPI	S	Opponent	Score	RPI	S	Opponent	Score	RPI	S	Opponent	Score	RPI	S	Opponent	Score	Team's RPI: 305
5	A	Mississippi St.	50 106					56	H	Western Ky.	63 74	137	A	Texas St.	40 62	
								68	A	Georgia Tech	51 75	137	H	Texas St.	63 83	
								95	A	Little Rock	47 54	162	H	Jacksonville St.	55 41	
								95	H	Little Rock	50 65	164	H	Louisiana	60 75	
												165	A	South Ala.	52 88	
												165	H	South Ala.	69 70	
												170	A	UT Arlington	57 62	
												170	H	UT Arlington	76 81	
												175	A	Florida	66 82	
												180	A	Troy	86 90	
												180	H	Troy	85 78	
												209	A	Arkansas St.	63 76	
												209	H	Arkansas St.	58 75	
												219	H	Fla. Atlantic	50 82	
												227	A	Coastal Caro.	49 64	
												258	A	UNCW	62 74	
												274	A	Appalachian St.	62 77	
												281	H	VCU	61 56	
												301	A	Kennesaw St.	61 71	
												327	A	Ga. Southern	66 58	
												327	H	Ga. Southern	71 56	
												338	H	La. -Monroe	70 57	
LAST 12 Division I GAMES:																
165	H	South Ala.	69 70	164	H	Louisiana	60 75									
180	H	Troy	85 78	95	A	Little Rock	47 54									
170	A	UT Arlington	57 62	209	A	Arkansas St.	63 76									
137	A	Texas St.	40 62	137	H	Texas St.	63 83									
327	A	Ga. Southern	66 58	170	H	UT Arlington	76 81									
338	H	La. -Monroe	70 57	327	H	Ga. Southern	71 56									

Non-Div I Games: Allen 101 56 North Greenville 91 89

Georgia St.

Average RPI Win: 180	WON-LOST RECORD	WINNING PCT. RANK	LAST 10 GAMES	STRENGTH OF SCHEDULE	OPP. STRENGTH OF SCHEDULE	TEAM RPI	ADJ. RPI	CONF. RPI	ADJ. CONF. RPI
Average RPI Loss: 72									
DIV. I ONLY	26- 5	14	9- 1	93	120	32	32	14	14
DIV. I NON-CONF.	7- 4	102	0- 0	21	114	47	47	11	11

TOTALS	RPI 1-25	RPI 26-50	W-L RECORDS	RPI 51-100	RPI 101-999	RPI 201+			
26- 5	0- 1	0- 0	OVERALL	2- 3	24- 1	8- 0			
12- 2	0- 0	0- 0	HOME	1- 2	11- 0	3- 0			
11- 1	0- 0	0- 0	AWAY	1- 0	10- 1	4- 0			
3- 2	0- 1	0- 0	NEUTRAL	0- 1	3- 0	1- 0			
7- 4	0- 1	0- 0	NON-CONFERENCE	1- 2	6- 1	1- 0			
4- 1	0- 0	0- 0	HOME	1- 1	3- 0	0- 0			
2- 1	0- 0	0- 0	AWAY	0- 0	2- 1	1- 0			
1- 2	0- 1	0- 0	NEUTRAL	0- 1	1- 0	0- 0			
19- 1	0- 0	0- 0	CONFERENCE	1- 1	18- 0	7- 0			
8- 1	0- 0	0- 0	HOME	0- 1	8- 0	3- 0			
9- 0	0- 0	0- 0	AWAY	1- 0	8- 0	3- 0			
2- 0	0- 0	0- 0	NEUTRAL	0- 0	2- 0	1- 0			

RPI 1-25				RPI 26-50				Team's RPI: 32				RPI 51-100				RPI 101+			
RPI	S	Opponent	Score	RPI	S	Opponent	Score	RPI	S	Opponent	Score	RPI	S	Opponent	Score	RPI	S	Opponent	Score
24	N	DePaul	71 88									57	N	Belmont	63 71	112	A	Washington St.	64 56
												77	A	Saint Mary's (CA)	73 65	115	A	Colorado St.	49 65
												77	H	Saint Mary's (CA)	56 72	119	H	Saint Francis (PA)	97 74
												87	H	UNLV	50 52	126	H	Portland St.	91 52
												99	H	Western Ill.	80 65	128	A	San Francisco	81 57
																128	H	San Francisco	74 47
																128	N	San Francisco	65 53
																141	H	Eastern Wash.	69 45
																144	A	Loyola Marymount	75 69
																144	H	Loyola Marymount	77 67
																149	N	Kent St.	77 57
																154	A	BYU	84 70
																154	H	BYU	62 37
																167	A	San Diego	63 44
																167	H	San Diego	58 54
																183	A	Pacific	99 72
																183	H	Pacific	90 66
																236	A	Montana	70 55
																239	A	Pepperdine	67 48
																239	H	Pepperdine	73 51
																239	N	Pepperdine	81 70
																289	A	Santa Clara	63 51
																289	H	Santa Clara	71 44
																318	A	Portland	70 56
																318	H	Portland	75 36
LAST 12 Division I GAMES:																			
128	N	San Francisco	65 53	77	H	Saint Mary's (CA)	56 72					77	H	Saint Mary's (CA)	56 72				
239	N	Pepperdine	81 70	183	H	Pacific	90 66					183	H	Pacific	90 66				
154	H	BYU	62 37	154	A	BYU	84 70					154	A	BYU	84 70				
167	H	San Diego	58 54	167	A	San Diego	63 44					167	A	San Diego	63 44				
239	A	Pepperdine	67 48	128	A	San Francisco	81 57					128	A	San Francisco	81 57				
144	A	Loyola Marymount	75 69	318	H	Portland	75 36					318	H	Portland	75 36				

Non-Div I Games:

Gonzaga

Average RPI Win:	297	WON-LOST	WINNING	LAST 10	STRENGTH OF	OPP. STRENGTH	TEAM	ADJ.	CONF.	ADJ CONF.
Average RPI Loss:	181	RECORD	PCT. RANK	GAMES	SCHEDULE	OF SCHEDULE	RPI	RPI	RPI	RPI
DIV. I ONLY	16- 13	139	8- 2	340	312	230	230	32	32	
DIV. I NON-CONF.	3- 8	268	0- 0	292	82	279	279	32	32	

TOTALS	RPI 1-25	RPI 26-50	W-L RECORDS	RPI 51-100	RPI 101-999	RPI 201+				
16- 13	0- 1	0- 0	OVERALL	0- 1	16- 11	15- 6				
10- 2	0- 1	0- 0	HOME	0- 0	10- 1	9- 1				
6- 10	0- 0	0- 0	AWAY	0- 0	6- 1	6- 1				
0- 1	0- 0	0- 0	NEUTRAL	0- 0	0- 1	0- 0				
3- 8	0- 1	0- 0	NON-CONFERENCE	0- 1	3- 6	3- 2				
2- 1	0- 1	0- 0	HOME	0- 0	2- 0	2- 0				
1- 6	0- 0	0- 0	AWAY	0- 1	1- 5	1- 2				
0- 1	0- 0	0- 0	NEUTRAL	0- 0	0- 1	0- 0				
13- 5	0- 0	0- 0	CONFERENCE	0- 0	13- 5	12- 4				
8- 1	0- 0	0- 0	HOME	0- 0	8- 1	7- 1				
5- 4	0- 0	0- 0	AWAY	0- 0	5- 4	5- 3				
0- 0	0- 0	0- 0	NEUTRAL	0- 0	0- 0	0- 0				

RPI 1-25				RPI 26-50				RPI 51-100				RPI 101+				Team's RPI: 230
RPI	S	Opponent	Score	RPI	S	Opponent	Score	RPI	S	Opponent	Score	RPI	S	Opponent	Score	
8	H	Florida St.	53 96					94	A	Alabama	49 73	117	N	North Carolina	63 79	
												124	A	Louisiana Tech	53 64	
												146	A	Arkansas	62 79	
												179	A	Southern U.	44 63	
												179	H	Southern U.	79 71	
												191	A	Memphis	48 57	
												209	A	Arkansas St.	56 76	
												221	A	Texas Southern	56 66	
												221	H	Texas Southern	63 73	
												226	A	Xavier	67 72	
												244	A	Prairie View	75 68	
												244	H	Prairie View	81 79	
												278	A	McNeese	75 60	
												290	A	Alcorn	75 68	
												290	H	Alcorn	68 51	
												297	A	Jackson St.	70 82	
												297	H	Jackson St.	93 89	
												299	H	Southeastern La.	61 52	
												314	A	Alabama A&M	64 71	
												314	H	Alabama A&M	78 49	
												316	A	Alabama St.	73 52	
												316	H	Alabama St.	93 71	
												333	A	Ark. -Pine Bluff	66 57	
												333	H	Ark. -Pine Bluff	73 63	
												338	H	La. -Monroe	61 52	
												342	A	Mississippi Val.	64 62	
												342	H	Mississippi Val.	64 55	

LAST 12 Division I GAMES:																
				316	A	Alabama St.	73 52					244	A	Prairie View	75 68	
				314	A	Alabama A&M	64 71					290	H	Alcorn	68 51	
				342	H	Mississippi Val.	64 55					179	H	Southern U.	79 71	
				333	H	Ark. -Pine Bluff	73 63					342	A	Mississippi Val.	64 62	
				297	H	Jackson St.	93 89					333	A	Ark. -Pine Bluff	66 57	
				221	A	Texas Southern	56 66					297	A	Jackson St.	70 82	

Non-Div I Games:

Grambling

■ Loss,
 ■ Non-Conf, S Site,
 ■ Home
 ■ Away
 N Neutral

Grand Canyon

Through Games Of March 5, 2018

Average RPI Win:	279	WON-LOST	WINNING	LAST 10	STRENGTH OF	OPP. STRENGTH	TEAM	ADJ.	CONF.	ADJ CONF.
Average RPI Loss:	198	RECORD	PCT. RANK	GAMES	SCHEDULE	OF SCHEDULE	RPI	RPI	RPI	RPI
DIV. I ONLY	13- 13	177	6- 4	325	323	248	248	31	31	
DIV. I NON-CONF.	4- 8	239	0- 0	275	263	268	268	31	31	

TOTALS	RPI 1-25	RPI 26-50	W-L RECORDS	RPI 51-100	RPI 101-999	RPI 201+				
13- 13	0- 1	0- 0	OVERALL	0- 1	13- 11	13- 7				
7- 5	0- 1	0- 0	HOME	0- 0	7- 4	7- 3				
6- 8	0- 0	0- 0	AWAY	0- 1	6- 7	6- 4				
0- 0	0- 0	0- 0	NEUTRAL	0- 0	0- 0	0- 0				
4- 8	0- 1	0- 0	NON-CONFERENCE	0- 1	4- 6	4- 2				
2- 3	0- 1	0- 0	HOME	0- 0	2- 2	2- 1				
2- 5	0- 0	0- 0	AWAY	0- 1	2- 4	2- 1				
0- 0	0- 0	0- 0	NEUTRAL	0- 0	0- 0	0- 0				
9- 5	0- 0	0- 0	CONFERENCE	0- 0	9- 5	9- 5				
5- 2	0- 0	0- 0	HOME	0- 0	5- 2	5- 2				
4- 3	0- 0	0- 0	AWAY	0- 0	4- 3	4- 3				
0- 0	0- 0	0- 0	NEUTRAL	0- 0	0- 0	0- 0				

RPI 1-25				RPI 26-50				RPI 51-100				RPI 101+ Team's RPI: 248			
RPI	S	Opponent	Score	RPI	S	Opponent	Score	RPI	S	Opponent	Score	RPI	S	Opponent	Score
18	H	Duke	61 74					87	A	UNLV	47 76	107	H	Ri ce	59 69
												129	A	Bethune-Cookman	60 69
												140	A	Cal Poly	69 75
												201	A	Washington	65 79
												210	A	New Mexico St.	60 64
												210	H	New Mexico St.	50 34
												211	A	CSU Bakersfi eld	77 76
												211	H	CSU Bakersfi eld	40 69
												217	A	Seattle U	64 57
												217	H	Seattle U	74 63
												219	A	Fla. Atlantic	77 73
												279	A	UMKC	82 84
												279	H	UMKC	59 62
												289	H	Santa Clara	39 38
												296	H	Long Beach St.	63 65
												298	A	Valparaiso	75 80
												306	A	Northern Ariz.	72 54
												308	A	UTRGV	65 59
												308	H	UTRGV	59 58
												321	A	Utah Valley	64 84
												321	H	Utah Valley	81 61
												328	H	Southern Utah	59 54
												346	A	Chi cago St.	59 43
												346	H	Chi cago St.	64 36

LAST 12 Division I GAMES:															
				211	A	CSU Bakersfi eld	77 76	346	A	Chi cago St.	59 43				
				321	A	Utah Valley	64 84	279	A	UMKC	82 84				
				217	A	Seattle U	64 57	321	H	Utah Valley	81 61				
				211	H	CSU Bakersfi eld	40 69	279	H	UMKC	59 62				
				210	H	New Mexico St.	50 34	346	H	Chi cago St.	64 36				
				308	H	UTRGV	59 58	308	A	UTRGV	65 59				

Non-Div I Games: Arizona Christian 75 51 Benedictine Mesa 67 53

Grand Canyon

Loss,
Non-Conf,
S Site,
H Home
A Away
N Neutral

Average RPI		Win: 169	WON-LOST RECORD	WINNING PCT. RANK	LAST 10 GAMES	STRENGTH OF SCHEDULE	OPP. STRENGTH OF SCHEDULE	TEAM RPI	ADJ. RPI	CONF. RPI	ADJ. CONF. RPI
Loss: 126											
DIV. I ONLY			28- 3	8	9- 1	130	111	25	25	11	11
DIV. I NON-CONF.			10- 1	15	0- 0	59	28	11	11	15	15
TOTALS		RPI 1-25		RPI 26-50		W-L RECORDS		RPI 51-100		RPI 101-999	RPI 201+
28- 3	1- 1			2- 0		OVERALL		5- 0		20- 2	10- 1
13- 0	1- 0			1- 0		HOME		2- 0		9- 0	4- 0
11- 2	0- 0			1- 0		AWAY		2- 0		8- 2	4- 1
4- 1	0- 1			0- 0		NEUTRAL		1- 0		3- 0	2- 0
10- 1	1- 1			2- 0		NON-CONFERENCE		1- 0		6- 0	4- 0
4- 0	1- 0			1- 0		HOME		0- 0		2- 0	1- 0
4- 0	0- 0			1- 0		AWAY		0- 0		3- 0	2- 0
2- 1	0- 1			0- 0		NEUTRAL		1- 0		1- 0	1- 0
18- 2	0- 0			0- 0		CONFERENCE		4- 0		14- 2	6- 1
9- 0	0- 0			0- 0		HOME		2- 0		7- 0	3- 0
7- 2	0- 0			0- 0		AWAY		2- 0		5- 2	2- 1
2- 0	0- 0			0- 0		NEUTRAL		0- 0		2- 0	1- 0

RPI 1-25				Team's RPI: 25	
RPI	S	Opponent	Score		
5	N	Mississippi St.	46	67	
22	H	Marquette	63	55	

RPI 26-50					
RPI	S	Opponent	Score		
30	H	South Dakota St.	55	41	
33	A	Dayton	75	64	

RPI 51-100					
RPI	S	Opponent	Score		
54	N	Arizona St.	61	48	
79	A	IUPUI	60	34	
79	H	IUPUI	52	45	
86	A	Wright St.	58	51	
86	H	Wright St.	75	68	

RPI 101+					
RPI	S	Opponent	Score		
106	H	Chattanooga	60	30	
118	A	Cleveland St.	60	71	
118	H	Cleveland St.	69	43	
130	A	Milwaukee	65	36	
130	H	Milwaukee	52	29	
142	A	Youngstown St.	67	42	
142	H	Youngstown St.	65	56	
142	N	Youngstown St.	66	45	
174	A	Northwestern	63	57	
188	A	Oakland	81	48	
188	H	Oakland	78	48	
203	A	Wisconsin	67	34	
212	N	Columbia	61	43	
254	A	Northern Ky.	54	62	
254	H	Northern Ky.	58	41	
254	N	Northern Ky.	62	49	
266	H	Bradley	72	40	
304	A	Loyola Chicago	76	39	
326	A	Detroit Mercy	85	27	
326	H	Detroit Mercy	88	45	
332	A	Ill.-Chicago	66	37	
332	H	Ill.-Chicago	65	36	

LAST 12 Division I GAMES:					
142	N	Youngstown St.	66	45	
254	N	Northern Ky.	62	49	
326	H	Detroit Mercy	88	45	
188	H	Oakland	78	48	
332	A	Ill.-Chicago	66	37	
142	A	Youngstown St.	67	42	
118	A	Cleveland St.	60	71	
130	A	Milwaukee	65	36	
86	H	Wright St.	75	68	
254	H	Northern Ky.	58	41	
79	H	IUPUI	52	45	
332	H	Ill.-Chicago	65	36	

Non-Div I Games:

Green Bay

■ Loss, ■ Non-Conf, S Site, H Home A Away N Neutral

Average RPI Win:	278	WON-LOST	WINNING	LAST 10	STRENGTH OF	OPP. STRENGTH	TEAM	ADJ.	CONF.	ADJ CONF.
Average RPI Loss:	134	RECORD	PCT. RANK	GAMES	SCHEDULE	OF SCHEDULE	RPI	RPI	RPI	RPI
DIV. I ONLY	16- 13	139	8- 2	285	235	178	178	30	30	
DIV. I NON-CONF.	4- 9	249	0- 0	129	15	194	194	30	30	

TOTALS	RPI 1-25	RPI 26-50	W-L RECORDS	RPI 51-100	RPI 101-999	RPI 201+				
16- 13	0- 1	0- 3	OVERALL	0- 1	16- 8	14- 3				
8- 3	0- 0	0- 1	HOME	0- 0	8- 2	8- 1				
7- 9	0- 1	0- 2	AWAY	0- 1	7- 5	5- 2				
1- 1	0- 0	0- 0	NEUTRAL	0- 0	1- 1	1- 0				
4- 9	0- 1	0- 3	NON-CONFERENCE	0- 1	4- 4	3- 0				
2- 1	0- 0	0- 1	HOME	0- 0	2- 0	2- 0				
1- 7	0- 1	0- 2	AWAY	0- 1	1- 3	0- 0				
1- 1	0- 0	0- 0	NEUTRAL	0- 0	1- 1	1- 0				
12- 4	0- 0	0- 0	CONFERENCE	0- 0	12- 4	11- 3				
6- 2	0- 0	0- 0	HOME	0- 0	6- 2	6- 1				
6- 2	0- 0	0- 0	AWAY	0- 0	6- 2	5- 2				
0- 0	0- 0	0- 0	NEUTRAL	0- 0	0- 0	0- 0				

RPI 1-25				RPI 26-50				RPI 51-100				RPI 101+ Team's RPI: 178			
RPI	S	Opponent	Score	RPI	S	Opponent	Score	RPI	S	Opponent	Score	RPI	S	Opponent	Score
7	A	Oregon	45 87	31	A	Virginia	62 66	69	A	TCU	68 90	106	A	Chattanooga	52 64
				36	H	Quinnipiac	58 64					117	A	North Carolina	70 66
				46	A	Elon	59 82					129	H	Bethune-Cookman	56 61
												160	A	Samford	61 66
												168	A	N.C. A&T	63 51
												171	N	Brown	66 73
												182	A	Temple	56 65
												212	H	Columbia	60 58
												215	A	Norfolk St.	70 56
												215	H	Norfolk St.	48 63
												267	A	Howard	63 68
												268	H	Morgan St.	63 60
												272	A	UMES	70 65
												280	N	San Jose St.	81 73
												282	H	Old Dominion	50 42
												317	A	N.C. Central	62 53
												320	A	Coppin St.	83 48
												320	H	Coppin St.	67 35
												322	A	South Carolina St.	70 78
												322	H	South Carolina St.	60 42
												331	H	Delaware St.	66 62
												337	H	Florida A&M	66 65
												340	A	Savannah St.	81 53
												340	H	Savannah St.	88 41

LAST 12 Division I GAMES:															
				215	A	Norfolk St.	70 56	267	A	Howard	63 68				
				268	H	Morgan St.	63 60	317	A	N.C. Central	62 53				
				340	H	Savannah St.	88 41	168	A	N.C. A&T	63 51				
				322	H	South Carolina St.	60 42	320	H	Coppin St.	67 35				
				320	A	Coppin St.	83 48	129	H	Bethune-Cookman	56 61				
				215	H	Norfolk St.	48 63	337	H	Florida A&M	66 65				

Non-Div I Games:

Hampton

Average RPI Win:	237	WON-LOST	WINNING	LAST 10	STRENGTH OF	OPP. STRENGTH	TEAM	ADJ.	CONF.	ADJ CONF.
Average RPI Loss:	118	RECORD	PCT. RANK	GAMES	SCHEDULE	OF SCHEDULE	RPI	RPI	RPI	RPI
DIV. I ONLY	19- 12	107	6- 4	151	260	131	131	20	20	
DIV. I NON-CONF.	8- 5	111	0- 0	182	233	130	130	24	24	

TOTALS	RPI 1-25	RPI 26-50	W-L RECORDS	RPI 51-100	RPI 101-999	RPI 201+				
19- 12	0- 0	0- 2	OVERALL	2- 4	17- 6	11- 1				
10- 4	0- 0	0- 1	HOME	1- 1	9- 2	6- 0				
4- 8	0- 0	0- 0	AWAY	0- 0	4- 1	3- 1				
5- 0	0- 0	0- 0	NEUTRAL	1- 0	4- 0	2- 0				
8- 5	0- 0	0- 2	NON-CONFERENCE	0- 1	8- 2	6- 0				
4- 2	0- 0	0- 1	HOME	0- 0	4- 1	3- 0				
1- 3	0- 0	0- 1	AWAY	0- 1	1- 1	1- 0				
3- 0	0- 0	0- 0	NEUTRAL	0- 0	3- 0	2- 0				
11- 7	0- 0	0- 0	CONFERENCE	2- 3	9- 4	5- 1				
6- 2	0- 0	0- 0	HOME	1- 1	5- 1	3- 0				
3- 5	0- 0	0- 0	AWAY	0- 2	3- 3	2- 1				
2- 0	0- 0	0- 0	NEUTRAL	1- 0	1- 0	0- 0				

RPI 1-25				RPI 26-50				RPI 51-100				RPI 101+				Team's RPI: 131	
RPI	S	Opponent	Score	RPI	S	Opponent	Score	RPI	S	Opponent	Score	RPI	S	Opponent	Score		
				28	H	Villanova	53 71	73	A	Maine	56 59	114	H	Delaware	63 72		
				35	A	Syracuse	63 75	73	H	Maine	44 59	117	A	North Carolina	70 90		
								83	A	Albany (NY)	53 66	125	N	Yale	78 70		
								83	H	Albany (NY)	70 55	159	A	Binghamton	59 64		
								83	N	Albany (NY)	58 56	159	H	Binghamton	61 45		
								85	A	Fordham	44 69	159	N	Binghamton	72 68		
												173	A	New Hampshire	58 76		
												173	H	New Hampshire	85 49		
												186	A	Stony Brook	75 68		
												186	H	Stony Brook	58 66		
												196	H	Siena	71 62		
												233	H	Niagara	83 65		
												242	H	Hofstra	60 49		
												291	H	Central Conn. St.	68 52		
												294	A	Vermont	47 53		
												294	H	Vermont	91 52		
												295	A	Bryant	59 47		
												314	N	Alabama A&M	56 47		
												323	A	UMBC	61 54		
												323	H	UMBC	65 54		
												324	N	Charleston So.	62 43		
												348	A	UMass Lowell	81 42		
												348	H	UMass Lowell	78 56		
LAST 12 Division I GAMES:																	
				83	N	Albany (NY)	58 56	83	A	Albany (NY)	53 66						
				159	N	Binghamton	72 68	73	A	Maine	56 59						
				159	H	Binghamton	61 45	186	H	Stony Brook	58 66						
				323	A	UMBC	61 54	173	H	New Hampshire	85 49						
				294	H	Vermont	91 52	348	H	UMass Lowell	78 56						
				173	A	New Hampshire	58 76	294	A	Vermont	47 53						

Non-Div I Games:

Hartford

Average RPI Win:	181	WON-LOST	WINNING	LAST 10	STRENGTH OF	OPP. STRENGTH	TEAM	ADJ.	CONF.	ADJ CONF.
Average RPI Loss:	78	RECORD	PCT. RANK	GAMES	SCHEDULE	OF SCHEDULE	RPI	RPI	RPI	RPI
DIV. I ONLY	18- 9	82	7- 3	70	115	51	51	9	9	
DIV. I NON-CONF.	8- 5	111	0- 0	93	137	72	72	9	9	

TOTALS	RPI 1-25	RPI 26-50	W-L RECORDS	RPI 51-100	RPI 101-999	RPI 201+				
18- 9	0- 0	1- 3	OVERALL	1- 3	16- 3	8- 0				
12- 0	0- 0	1- 0	HOME	1- 0	10- 0	5- 0				
4- 8	0- 0	0- 2	AWAY	0- 3	4- 3	2- 0				
2- 1	0- 0	0- 1	NEUTRAL	0- 0	2- 0	1- 0				
8- 5	0- 0	0- 2	NON-CONFERENCE	0- 2	8- 1	4- 0				
5- 0	0- 0	0- 0	HOME	0- 0	5- 0	3- 0				
1- 4	0- 0	0- 1	AWAY	0- 2	1- 1	0- 0				
2- 1	0- 0	0- 1	NEUTRAL	0- 0	2- 0	1- 0				
10- 4	0- 0	1- 1	CONFERENCE	1- 1	8- 2	4- 0				
7- 0	0- 0	1- 0	HOME	1- 0	5- 0	2- 0				
3- 4	0- 0	0- 1	AWAY	0- 1	3- 2	2- 0				
0- 0	0- 0	0- 0	NEUTRAL	0- 0	0- 0	0- 0				

RPI 1-25				RPI 26-50				RPI 51-100				Team's RPI: 51				RPI 101+			
RPI	S	Opponent	Score	RPI	S	Opponent	Score	RPI	S	Opponent	Score	RPI	S	Opponent	Score	RPI	S	Opponent	Score
				29	A	Princeton	47 80	52	A	FGCU	56 65	116	A	Dartmouth	56 63				
				29	H	Princeton	72 58	62	A	Penn	49 69	116	H	Dartmouth	76 65				
				31	A	Virginia	48 50	62	H	Penn	55 52	125	A	Yale	63 69				
				33	N	Dayton	66 72	73	A	Maine	51 76	125	H	Yale	97 73				
												138	A	Northeastern	79 69				
												168	N	N.C. A&T	64 60				
												171	A	Brown	86 74				
												171	H	Brown	87 85				
												182	A	Temple	64 86				
												186	H	Stony Brook	60 53				
												196	H	Siena	75 67				
												212	A	Col umbi a	78 59				
												212	H	Col umbi a	85 67				
												220	N	Akron	76 63				
												231	H	Boston U.	80 70				
												246	H	La Salle	70 61				
												253	H	Sacred Heart	70 62				
												263	A	Cornel I	91 57				
												263	H	Cornel I	80 58				
LAST 12 Division I GAMES:																			
				212	A	Col umbi a	78 59	62	A	Penn	49 69								
				263	A	Cornel I	91 57	29	A	Princeton	47 80								
				29	H	Princeton	72 58	263	H	Cornel I	80 58								
				62	H	Penn	55 52	212	H	Col umbi a	85 67								
				125	A	Yale	63 69	171	H	Brown	87 85								
				171	A	Brown	86 74	125	H	Yale	97 73								

Non-Div I Games:

Harvard

Average RPI Win:	237	WON-LOST	WINNING	LAST 10	STRENGTH OF	OPP. STRENGTH	TEAM	ADJ.	CONF.	ADJ CONF.
Average RPI Loss:	157	RECORD	PCT. RANK	GAMES	SCHEDULE	OF SCHEDULE	RPI	RPI	RPI	RPI
DIV. I ONLY	11- 17	233	4- 6	200	197	250	250	21	21	
DIV. I NON-CONF.	6- 6	170	0- 0	140	118	176	176	19	19	

TOTALS	RPI 1-25	RPI 26-50	W-L RECORDS	RPI 51-100	RPI 101-999	RPI 201+				
11- 17	0- 2	0- 1	OVERALL	0- 3	11- 11	8- 5				
8- 7	0- 0	0- 1	HOME	0- 2	8- 4	5- 1				
3- 8	0- 0	0- 0	AWAY	0- 1	3- 7	3- 4				
0- 2	0- 2	0- 0	NEUTRAL	0- 0	0- 0	0- 0				
6- 6	0- 2	0- 1	NON-CONFERENCE	0- 1	6- 2	4- 1				
4- 3	0- 0	0- 1	HOME	0- 1	4- 1	2- 0				
2- 1	0- 0	0- 0	AWAY	0- 0	2- 1	2- 1				
0- 2	0- 2	0- 0	NEUTRAL	0- 0	0- 0	0- 0				
5- 11	0- 0	0- 0	CONFERENCE	0- 2	5- 9	4- 4				
4- 4	0- 0	0- 0	HOME	0- 1	4- 3	3- 1				
1- 7	0- 0	0- 0	AWAY	0- 1	1- 6	1- 3				
0- 0	0- 0	0- 0	NEUTRAL	0- 0	0- 0	0- 0				

H
a
w
a
i
iH
a
w
a
i
i

RPI 1-25				RPI 26-50				RPI 51-100				RPI 101+ Team's RPI: 250			
RPI	S	Opponent	Score	RPI	S	Opponent	Score	RPI	S	Opponent	Score	RPI	S	Opponent	Score
7	N	Oregon	44 85	49	H	Southern Cal i forn i a	60 71	61	H	Purdue	67 79	140	A	Cal Poly	50 52
15	N	Texas A&M	59 103					66	A	UC Davis	52 76	140	H	Cal Poly	61 67
								66	H	UC Davis	56 68	153	H	Idaho St.	62 64
												157	H	Marist	70 63
												167	H	San Diego	64 63
												185	A	UC Irvine	66 70
												185	H	UC Irvine	67 74
												200	A	UC Santa Barbara	61 71
												200	H	UC Santa Barbara	73 64
												204	H	Montana St.	81 75
												216	A	CSUN	56 54
												216	H	CSUN	58 70
												217	A	Seattle U	73 58
												247	A	UC Riverside	57 79
												247	H	UC Riverside	63 57
												277	A	Arizona	65 60
												296	A	Long Beach St.	80 85
												296	H	Long Beach St.	74 66
												306	H	Northern Ariz.	84 68
												318	A	Portland	47 76
												319	A	Cal St. Fullerton	57 69
												319	H	Cal St. Fullerton	59 54
LAST 12 Division I GAMES:															
140	H	Cal Poly	61 67	200	A	UC Santa Barbara	61 71	140	A	Cal Poly	50 52	247	H	UC Riverside	63 57
200	H	UC Santa Barbara	73 64	140	A	Cal Poly	50 52	216	H	CSUN	58 70	185	A	UC Irvine	66 70
296	A	Long Beach St.	80 85	247	H	UC Riverside	63 57	185	A	UC Irvine	66 70	247	A	UC Riverside	57 79
216	A	CSUN	56 54	216	H	CSUN	58 70								
66	H	UC Davis	56 68												
319	H	Cal St. Fullerton	59 54												

Non-Div I Games: Hawai i Paci fic 67 57

Hawai i

Average RPI Win:	280	WON-LOST	WINNING	LAST 10	STRENGTH OF	OPP. STRENGTH	TEAM	ADJ.	CONF.	ADJ CONF.
Average RPI Loss:	143	RECORD	PCT. RANK	GAMES	SCHEDULE	OF SCHEDULE	RPI	RPI	RPI	RPI
DIV. I ONLY	14- 13	163	3- 7	244	286	193	193	27	27	
DIV. I NON-CONF.	4- 5	202	0- 0	146	101	141	141	28	28	

TOTALS	RPI 1-25	RPI 26-50	W-L RECORDS	RPI 51-100	RPI 101-999	RPI 201+				
14- 13	0- 1	0- 0	OVERALL	0- 4	14- 8	13- 4				
6- 6	0- 0	0- 0	HOME	0- 2	6- 4	6- 2				
8- 7	0- 0	0- 0	AWAY	0- 0	8- 3	7- 1				
0- 0	0- 0	0- 0	NEUTRAL	0- 0	0- 0	0- 0				
4- 5	0- 1	0- 0	NON-CONFERENCE	0- 2	4- 2	3- 0				
1- 2	0- 0	0- 0	HOME	0- 1	1- 1	1- 0				
3- 3	0- 1	0- 0	AWAY	0- 1	3- 1	2- 0				
0- 0	0- 0	0- 0	NEUTRAL	0- 0	0- 0	0- 0				
10- 8	0- 0	0- 0	CONFERENCE	0- 2	10- 6	10- 4				
5- 4	0- 0	0- 0	HOME	0- 1	5- 3	5- 2				
5- 4	0- 0	0- 0	AWAY	0- 1	5- 3	5- 2				
0- 0	0- 0	0- 0	NEUTRAL	0- 0	0- 0	0- 0				

RPI 1-25				RPI 26-50				RPI 51-100				RPI 101+ Team's RPI: 193			
RPI	S	Opponent	Score	RPI	S	Opponent	Score	RPI	S	Opponent	Score	RPI	S	Opponent	Score
18	A	Duke	50 77					67	A	Virginia Tech	63 86	101	A	Ohio	61 64
								80	H	UAB	61 77	136	A	Radford	47 50
								89	A	Liberty	49 57	136	H	Radford	48 63
								89	H	Liberty	42 65	187	H	Davidson	74 82
												197	A	Stetson	69 64
												215	A	Norfolk St.	59 56
												218	A	UNCG	81 72
												225	A	UNC Asheville	58 45
												225	H	UNC Asheville	59 78
												228	A	Gardner-Webb	47 54
												228	H	Gardner-Webb	83 80
												245	A	Presbyterian	55 62
												245	H	Presbyterian	81 55
												256	A	Campbell	62 53
												256	H	Campbell	44 51
												307	H	Western Caro.	75 69
												324	A	Charleston So.	75 74
												324	H	Charleston So.	52 49
												343	A	Longwood	75 39
												343	H	Longwood	62 41
												344	A	Winthrop	79 58
												344	H	Winthrop	77 40

LAST 12 Division I GAMES:															
				89	A	Liberty	49 57					225	H	UNC Asheville	59 78
				136	H	Radford	48 63					343	A	Longwood	75 39
				228	A	Gardner-Webb	47 54					256	H	Campbell	44 51
				324	H	Charleston So.	52 49					89	H	Liberty	42 65
				245	A	Presbyterian	55 62					324	A	Charleston So.	75 74
				344	H	Winthrop	77 40					136	A	Radford	47 50

Non-Div I Games: N. C. Wesleyan 111 54 Barton 82 69

High Point

Loss, Non-Conf, S Site, H Home A Away N Neutral

Average RPI Win:	248	WON-LOST	WINNING	LAST 10	STRENGTH OF	OPP. STRENGTH	TEAM	ADJ.	CONF.	ADJ CONF.
Average RPI Loss:	128	RECORD	PCT. RANK	GAMES	SCHEDULE	OF SCHEDULE	RPI	RPI	RPI	RPI
DIV. I ONLY	11- 18	237	1- 9	208	149	242	242	10	10	
DIV. I NON-CONF.	6- 5	153	0- 0	316	227	233	233	12	12	

TOTALS	RPI 1-25	RPI 26-50	W-L RECORDS	RPI 51-100	RPI 101-999	RPI 201+				
11- 18	0- 0	0- 4	OVERALL	0- 3	11- 11	9- 3				
6- 8	0- 0	0- 2	HOME	0- 1	6- 5	5- 1				
4- 10	0- 0	0- 2	AWAY	0- 2	4- 6	4- 2				
1- 0	0- 0	0- 0	NEUTRAL	0- 0	1- 0	0- 0				
6- 5	0- 0	0- 0	NON-CONFERENCE	0- 1	6- 4	5- 1				
3- 2	0- 0	0- 0	HOME	0- 0	3- 2	3- 0				
2- 3	0- 0	0- 0	AWAY	0- 1	2- 2	2- 1				
1- 0	0- 0	0- 0	NEUTRAL	0- 0	1- 0	0- 0				
5- 13	0- 0	0- 4	CONFERENCE	0- 2	5- 7	4- 2				
3- 6	0- 0	0- 2	HOME	0- 1	3- 3	2- 1				
2- 7	0- 0	0- 2	AWAY	0- 1	2- 4	2- 1				
0- 0	0- 0	0- 0	NEUTRAL	0- 0	0- 0	0- 0				

RPI S Opponent	Score	RPI S Opponent	Score	RPI S Opponent	Score	RPI S Opponent	Score	Team's RPI: 242
44 A Drexel	38 47	63 A James Madison	56 73	109 N Wake Forest	69 66			
44 H Drexel	47 58	63 H James Madison	42 55	114 A Delaware	41 61			
46 A El on	55 80	87 A UNLV	52 68	114 H Delaware	51 58			
46 H El on	65 72			131 A Hartford	49 60			
				138 A Northeastern	54 58			
				138 H Northeastern	50 55			
				158 A William & Mary	53 63			
				158 H William & Mary	65 54			
				186 H Stony Brook	49 73			
				196 H Siena	60 70			
				212 A Col umbi a	53 75			
				238 H Holy Cross	69 63			
				253 A Sacred Heart	86 81			
				257 H St. Bonaventure	71 68			
				258 A UNCW	69 61			
				258 H UNCW	55 59			
				262 A Col . of Charleston	75 60			
				262 H Col . of Charleston	65 60			
				269 A Towson	72 73			
				269 H Towson	83 72			
				323 H UMBC	71 55			
				341 A Iona	68 43			
LAST 12 Division I GAMES:								
138 A Northeastern	54 58	269 A Towson	72 73					
46 A El on	55 80	258 H UNCW	55 59					
138 H Northeastern	50 55	158 A William & Mary	53 63					
269 H Towson	83 72	63 A James Madison	56 73					
46 H El on	65 72	44 H Drexel	47 58					
114 A Delaware	41 61	158 H William & Mary	65 54					

Non-Div I Games:

Hofstra

Average RPI Win:	263	WON-LOST	WINNING	LAST 10	STRENGTH OF	OPP. STRENGTH	TEAM	ADJ.	CONF.	ADJ CONF.
Average RPI Loss:	144	RECORD	PCT. RANK	GAMES	SCHEDULE	OF SCHEDULE	RPI	RPI	RPI	RPI
DIV. I ONLY	13- 18	221	3- 7	249	215	238	238	15	15	
DIV. I NON-CONF.	5- 6	187	0- 0	330	307	271	271	18	18	

TOTALS	RPI 1-25	RPI 26-50	W-L RECORDS	RPI 51-100	RPI 101-999	RPI 201+				
13- 18	0- 0	0- 0	OVERALL	0- 8	13- 10	12- 6				
5- 10	0- 0	0- 0	HOME	0- 4	5- 6	5- 4				
8- 8	0- 0	0- 0	AWAY	0- 4	8- 4	7- 2				
0- 0	0- 0	0- 0	NEUTRAL	0- 0	0- 0	0- 0				
5- 6	0- 0	0- 0	NON-CONFERENCE	0- 1	5- 5	5- 2				
2- 3	0- 0	0- 0	HOME	0- 1	2- 2	2- 1				
3- 3	0- 0	0- 0	AWAY	0- 0	3- 3	3- 1				
0- 0	0- 0	0- 0	NEUTRAL	0- 0	0- 0	0- 0				
8- 12	0- 0	0- 0	CONFERENCE	0- 7	8- 5	7- 4				
3- 7	0- 0	0- 0	HOME	0- 3	3- 4	3- 3				
5- 5	0- 0	0- 0	AWAY	0- 4	5- 1	4- 1				
0- 0	0- 0	0- 0	NEUTRAL	0- 0	0- 0	0- 0				

RPI	S	Opponent	Score	RPI	S	Opponent	Score	RPI	S	Opponent	Score	RPI	S	Opponent	Score
RPI 1-25				RPI 26-50				RPI 51-100				RPI 101+ Team's RPI: 238			
55	A	American	57 72	55	H	American	63 68	55	A	American	63 68	116	H	Dartmouth	74 76
76	A	Navy	54 62	76	H	Navy	58 65	76	H	Navy	58 65	152	A	Army West Point	70 62
83	H	Albany (NY)	56 65	90	A	Bucknell	53 67	90	A	Bucknell	63 72	152	H	Army West Point	57 66
90	A	Bucknell	47 71	90	A	Bucknell	63 72	90	H	Bucknell	47 71	157	A	Marist	74 85
												171	A	Brown	78 82
												207	A	Lehigh	65 62
												207	H	Lehigh	54 49
												208	H	Boston College	61 70
												231	A	Boston U.	60 57
												231	H	Boston U.	58 64
												234	A	Loyola Maryland	60 77
												234	H	Loyola Maryland	58 65
												235	A	Lafayette	69 56
												235	H	Lafayette	65 69
												242	A	Hofstra	63 69
												252	A	Rider	83 56
												288	A	Colgate	71 64
												288	H	Colgate	66 47
												288	H	Colgate	61 52
												294	H	Vermont	64 53
												295	H	Bryant	59 57
												334	A	Rhode Island	69 63
												348	A	UMass Lowell	84 56
LAST 12 Division I GAMES:															
90	A	Bucknell	53 67	152	H	Army West Point	57 66								
288	H	Colgate	66 47	231	H	Boston U.	58 64								
207	A	Lehigh	65 62	76	A	Navy	54 62								
288	H	Colgate	61 52	234	H	Loyola Maryland	58 65								
55	A	American	57 72	235	A	Lafayette	69 56								
90	A	Bucknell	63 72	55	H	American	63 68								

Non-Div I Games:

Holy Cross

Average RPI Win:	170	WON-LOST	WINNING	LAST 10	STRENGTH OF	OPP. STRENGTH	TEAM	ADJ.	CONF.	ADJ CONF.
Average RPI Loss:	101	RECORD	PCT. RANK	GAMES	SCHEDULE	OF SCHEDULE	RPI	RPI	RPI	RPI
DIV. I ONLY	20- 11	90	5- 5	122	87	78	78	7	7	
DIV. I NON-CONF.	11- 3	45	0- 0	115	130	38	38	7	7	

TOTALS	RPI 1-25	RPI 26-50	W-L RECORDS	RPI 51-100	RPI 101-999	RPI 201+				
20- 11	0- 3	0- 2	OVERALL	1- 0	19- 6	6- 1				
10- 3	0- 1	0- 1	HOME	0- 0	10- 1	4- 0				
7- 7	0- 2	0- 1	AWAY	0- 0	7- 4	2- 1				
3- 1	0- 0	0- 0	NEUTRAL	1- 0	2- 1	0- 0				
11- 3	0- 1	0- 1	NON-CONFERENCE	1- 0	10- 1	4- 1				
5- 0	0- 0	0- 0	HOME	0- 0	5- 0	3- 0				
3- 3	0- 1	0- 1	AWAY	0- 0	3- 1	1- 1				
3- 0	0- 0	0- 0	NEUTRAL	1- 0	2- 0	0- 0				
9- 8	0- 2	0- 1	CONFERENCE	0- 0	9- 5	2- 0				
5- 3	0- 1	0- 1	HOME	0- 0	5- 1	1- 0				
4- 4	0- 1	0- 0	AWAY	0- 0	4- 3	1- 0				
0- 1	0- 0	0- 0	NEUTRAL	0- 0	0- 1	0- 0				

RPI 1-25				RPI 26-50				RPI 51-100 Team's RPI: 78				RPI 101+			
RPI	S	Opponent	Score	RPI	S	Opponent	Score	RPI	S	Opponent	Score	RPI	S	Opponent	Score
2	H	UConn	35 95	40	A	Rutgers	57 75	89	N	Liberty	75 68	102	A	Cincinnati	57 61
14	A	South Fla.	65 81	45	H	UCF	59 64					102	H	Cincinnati	82 88
15	A	Texas A&M	65 83									108	H	George Mason	82 73
												110	H	ETSU	88 69
												122	A	Tulane	98 92
												122	H	Tulane	72 48
												130	N	Milwaukee	74 59
												137	A	Texas St.	72 67
												138	N	Northeastern	72 64
												148	A	Wichita St.	73 62
												148	H	Wichita St.	73 55
												170	A	UT Arlington	62 58
												182	A	Temple	99 75
												191	H	Memphis	66 55
												192	A	East Carolina	78 80
												192	H	East Carolina	97 81
												194	A	Tulsa	77 83
												194	N	Tulsa	72 98
												208	A	Boston College	74 79
												212	H	Columbia	77 53
												213	A	SMU	85 75
												213	H	SMU	60 56
												222	A	New Orleans	78 66
												251	H	Texas Tech	79 75
												311	H	Incarnate Word	98 67
LAST 12 Division I GAMES:															
194	N	Tulsa	72 98	191	H	Memphis	66 55								
102	A	Cincinnati	57 61	148	A	Wichita St.	73 62								
45	H	UCF	59 64	122	H	Tulane	72 48								
14	A	South Fla.	65 81	213	H	SMU	60 56								
192	H	East Carolina	97 81	192	A	East Carolina	78 80								
194	A	Tulsa	77 83	182	A	Temple	99 75								

Non-Div I Games:

Houston

Average RPI Win:	318	WON-LOST	WINNING	LAST 10	STRENGTH OF	OPP. STRENGTH	TEAM	ADJ.	CONF.	ADJ CONF.
Average RPI Loss:	184	RECORD	PCT. RANK	GAMES	SCHEDULE	OF SCHEDULE	RPI	RPI	RPI	RPI
DIV. I ONLY	6- 18	296	4- 6	292	297	309	309	26	26	
DIV. I NON-CONF.	0- 6	337	0- 0	100	234	319	319	26	26	

TOTALS	RPI 1-25	RPI 26-50	W-L RECORDS	RPI 51-100	RPI 101-999	RPI 201+				
6- 18	0- 1	0- 0	OVERALL	0- 2	6- 15	6- 9				
3- 6	0- 0	0- 0	HOME	0- 1	3- 5	3- 4				
3- 12	0- 1	0- 0	AWAY	0- 1	3- 10	3- 5				
0- 0	0- 0	0- 0	NEUTRAL	0- 0	0- 0	0- 0				
0- 6	0- 1	0- 0	NON-CONFERENCE	0- 0	0- 5	0- 1				
0- 0	0- 0	0- 0	HOME	0- 0	0- 0	0- 0				
0- 6	0- 1	0- 0	AWAY	0- 0	0- 5	0- 1				
0- 0	0- 0	0- 0	NEUTRAL	0- 0	0- 0	0- 0				
6- 12	0- 0	0- 0	CONFERENCE	0- 2	6- 10	6- 8				
3- 6	0- 0	0- 0	HOME	0- 1	3- 5	3- 4				
3- 6	0- 0	0- 0	AWAY	0- 1	3- 5	3- 4				
0- 0	0- 0	0- 0	NEUTRAL	0- 0	0- 0	0- 0				

RPI 1-25				RPI 26-50				RPI 51-100				RPI 101+ Team's RPI: 309			
RPI	S	Opponent	Score	RPI	S	Opponent	Score	RPI	S	Opponent	Score	RPI	S	Opponent	Score
14	A	South Fla.	43 90					91	A	Lamar Uni versi ty	55 90	107	A	Ri ce	45 67
								91	H	Lamar Uni versi ty	51 79	113	H	SFA	54 76
												124	A	Loui si ana Tech	62 85
												127	A	Central Ark.	56 64
												169	A	Oral Roberts	56 78
												176	A	UTEP	62 69
												222	A	New Orleans	52 70
												223	A	A&M-Corpus Christi	49 50
												223	H	A&M-Corpus Christi	68 73
												229	A	Ni choll s St.	45 63
												229	H	Ni choll s St.	61 73
												255	A	Abilene Christian	68 80
												278	A	McNeese	67 61
												278	H	McNeese	74 86
												299	H	Southeastern La.	61 76
												311	A	Incarnate Word	58 56
												311	H	Incarnate Word	67 56
												335	A	Sam Houston St.	69 61
												335	H	Sam Houston St.	65 62
												336	H	Northwestern St.	57 51
												338	A	La. -Monroe	73 77

LAST 12 Division I GAMES:															
223	H	A&M-Corpus Christi	68 73	229	A	Ni choll s St.	45 63								
311	H	Incarnate Word	67 56	127	A	Central Ark.	56 64								
278	A	McNeese	67 61	113	H	SFA	54 76								
91	A	Lamar University	55 90	223	A	A&M-Corpus Christi	49 50								
335	H	Sam Houston St.	65 62	311	A	Incarnate Word	58 56								
336	H	Northwestern St.	57 51	278	H	McNeese	74 86								

Non-Div I Games: LeTourneau 88 43 Paul Quinn 74 54 Huston-Tillotson 76 72 Jarvis Christian 78 30
Houston Baptist

Average RPI Win: 293
Average RPI Loss: 185

WON-LOST
RECORD

WINNING
PCT. RANK

LAST 10
GAMES

STRENGTH OF
SCHEDULE

OPP. STRENGTH
OF SCHEDULE

TEAM
RPI

ADJ.
RPI

CONF.
RPI

ADJ CONF.
RPI

DIV. I ONLY	12- 18	229	5- 5	281	335	267	267	30	30
DIV. I NON-CONF.	4- 9	249	0- 0	86	268	235	235	30	30
TOTALS	RPI 1-25	RPI 26-50	W-L RECORDS	RPI 51-100	RPI 101-999	RPI 201+			
12- 18	0- 1	0- 2	OVERALL	0- 1	12- 14	11- 7			
8- 6	0- 0	0- 0	HOME	0- 0	8- 6	7- 2			
4- 11	0- 0	0- 0	AWAY	0- 0	4- 1	4- 1			
0- 1	0- 0	0- 0	NEUTRAL	0- 0	0- 1	0- 1			
4- 9	0- 1	0- 2	NON-CONFERENCE	0- 1	4- 5	4- 1			
4- 2	0- 0	0- 0	HOME	0- 0	4- 2	4- 0			
0- 7	0- 1	0- 2	AWAY	0- 1	0- 3	0- 1			
0- 0	0- 0	0- 0	NEUTRAL	0- 0	0- 0	0- 0			
8- 9	0- 0	0- 0	CONFERENCE	0- 0	8- 9	7- 6			
4- 4	0- 0	0- 0	HOME	0- 0	4- 4	3- 2			
4- 4	0- 0	0- 0	AWAY	0- 0	4- 4	4- 3			
0- 1	0- 0	0- 0	NEUTRAL	0- 0	0- 1	0- 1			

RPI 1-25				RPI 26-50				RPI 51-100				RPI 101+				Team's RPI: 267
RPI	S	Opponent	Score	RPI	S	Opponent	Score	RPI	S	Opponent	Score	RPI	S	Opponent	Score	
16	A	Maryland	49 111	26	A	Georgia	47 87	96	A	Georgetown	41 93	102	A	Cincinnati	53 87	
				48	A	Mercer	44 70					129	H	Bethune-Cookman	55 59	
												158	H	William & Mary	71 83	
												168	A	N. C. A&T	53 91	
												168	H	N. C. A&T	68 76	
												171	H	Brown	81 85	
												178	H	Hampton	68 63	
												196	A	Siena	61 72	
												215	H	Norfolk St.	53 59	
												256	H	Campbell	63 61	
												265	H	St. Francis Brooklyn	72 69	
												268	A	Morgan St.	68 61	
												272	A	UMES	52 58	
												272	H	UMES	79 83	
												286	H	Fairleigh Dickinson	68 65	
												294	A	Vermont	65 88	
												300	H	FIU	69 62	
												317	A	N. C. Central	77 78	
												317	H	N. C. Central	69 54	
												320	A	Coppin St.	87 69	
												322	A	South Carolina St.	68 58	
												331	H	Delaware St.	78 70	
												337	A	Florida A&M	59 74	
												337	H	Florida A&M	76 65	
												337 N		Florida A&M	64 69	
												340	A	Savannah St.	87 59	
LAST 12 Division I GAMES:																
				337 N		Florida A&M	64 69	272	H	UMES	79 83					
				320	A	Coppin St.	87 69	178	H	Hampton	68 63					
				215	H	Norfolk St.	53 59	268	A	Morgan St.	68 61					
				331	H	Delaware St.	78 70	337	H	Florida A&M	76 65					
				317	A	N. C. Central	77 78	272	A	UMES	52 58					
				168	A	N. C. A&T	53 91	168	H	N. C. A&T	68 76					

Howard

Howard

Non-Div I Games:

Howard

Loss, Non-Conf, S Site, H Home A Away N Neutral

I
U
P
U
I

I
U
P
U
I

I UPU

Page 116

Average RPI Win:	216	WON-LOST	WINNING	LAST 10	STRENGTH OF	OPP. STRENGTH	TEAM	ADJ.	CONF.	ADJ CONF.
Average RPI Loss:	136	RECORD	PCT. RANK	GAMES	SCHEDULE	OF SCHEDULE	RPI	RPI	RPI	RPI
DIV. I ONLY	16- 12	127	8- 2	215	130	151	151	19	19	
DIV. I NON-CONF.	3- 7	254	0- 0	126	75	210	210	13	13	

TOTALS	RPI 1-25	RPI 26-50	W-L RECORDS	RPI 51-100	RPI 101-999	RPI 201+				
16- 12	0- 1	1- 1	OVERALL	0- 3	15- 7	9- 3				
7- 6	0- 0	0- 1	HOME	0- 1	7- 4	4- 1				
9- 5	0- 0	1- 0	AWAY	0- 0	8- 0	5- 0				
0- 1	0- 0	0- 0	NEUTRAL	0- 1	0- 0	0- 0				
3- 7	0- 1	0- 0	NON-CONFERENCE	0- 3	3- 3	2- 2				
1- 3	0- 0	0- 0	HOME	0- 1	1- 2	1- 1				
2- 3	0- 1	0- 0	AWAY	0- 1	2- 1	1- 1				
0- 1	0- 0	0- 0	NEUTRAL	0- 1	0- 0	0- 0				
13- 5	0- 0	1- 1	CONFERENCE	0- 0	12- 4	7- 1				
6- 3	0- 0	0- 1	HOME	0- 0	6- 2	3- 0				
7- 2	0- 0	1- 0	AWAY	0- 0	6- 2	4- 1				
0- 0	0- 0	0- 0	NEUTRAL	0- 0	0- 0	0- 0				

RPI 1-25				RPI 26-50				RPI 51-100				RPI 101+				Team's RPI: 151
RPI	S	Opponent	Score	RPI	S	Opponent	Score	RPI	S	Opponent	Score	RPI	S	Opponent	Score	
6	A	Ohio St.	56 99	38	A	Northern Colo.	79 71	54	A	Arizona St.	33 77	115	A	Colorado St.	83 69	
				38	H	Northern Colo.	72 78	69	N	TCU	76 86	126	A	Portland St.	101 90	
								74	H	Wyoming	64 70	126	H	Portland St.	61 60	
												141	A	Eastern Wash.	64 71	
												141	H	Eastern Wash.	85 71	
												145	H	Weber St.	88 105	
												153	H	Idaho St.	52 62	
												199	A	North Dakota	78 64	
												199	H	North Dakota	80 75	
												201	H	Washington	69 81	
												204	A	Montana St.	95 77	
												216	A	CSUN	80 75	
												217	H	Seattle U	60 68	
												236	A	Montana	67 56	
												255	A	Abilene Christian	72 82	
												275	A	Sacramento St.	64 79	
												275	H	Sacramento St.	101 66	
												306	A	Northern Ari z.	93 83	
												306	H	Northern Ari z.	83 68	
												319	H	Cal St. Fullerton	80 60	
												328	A	Southern Utah	65 57	
												328	H	Southern Utah	74 51	

LAST 12 Division I GAMES:																
328	A	Southern Utah	65 57	141	H	Eastern Wash.	85 71									
306	A	Northern Ari z.	93 83	275	H	Sacramento St.	101 66									
145	H	Weber St.	88 105	126	H	Portland St.	61 60									
153	H	Idaho St.	52 62	199	A	North Dakota	78 64									
236	A	Montana	67 56	38	A	Northern Colo.	79 71									
204	A	Montana St.	95 77	306	H	Northern Ari z.	83 68									

Non-Div I Games: Eastern Ore. 84 70

Idaho

Average RPI Win: 241

Average RPI Loss: 146

WON-LOST
RECORDWINNING
PCT. RANKLAST 10
GAMESSTRENGTH OF
SCHEDULEOPP. STRENGTH
OF SCHEDULETEAM
RPIADJ.
RPICONF.
RPIADJ CONF.
RPI

DIV. I ONLY	18- 10	93	7- 3	327	157	153	153	19	19
DIV. I NON-CONF.	6- 3	87	0- 0	317	167	119	119	13	13

TOTALS	RPI 1-25	RPI 26-50	W-L RECORDS	RPI 51-100	RPI 101-999	RPI 201+			
18- 10	0- 0	0- 2	OVERALL	0- 1	18- 7	11- 3			
7- 3	0- 0	0- 1	HOME	0- 0	7- 2	5- 1			
10- 7	0- 0	0- 0	AWAY	0- 0	10- 0	5- 0			
1- 0	0- 0	0- 0	NEUTRAL	0- 0	1- 0	1- 0			
6- 3	0- 0	0- 0	NON-CONFERENCE	0- 1	6- 2	4- 1			
1- 0	0- 0	0- 0	HOME	0- 0	1- 0	1- 0			
5- 3	0- 0	0- 0	AWAY	0- 1	5- 2	3- 1			
0- 0	0- 0	0- 0	NEUTRAL	0- 0	0- 0	0- 0			
12- 7	0- 0	0- 2	CONFERENCE	0- 0	12- 5	7- 2			
6- 3	0- 0	0- 1	HOME	0- 0	6- 2	4- 1			
5- 4	0- 0	0- 1	AWAY	0- 0	5- 3	2- 1			
1- 0	0- 0	0- 0	NEUTRAL	0- 0	1- 0	1- 0			

RPI 1-25				RPI 26-50				RPI 51-100				RPI 101+				Team's RPI: 153
RPI	S	Opponent	Score	RPI	S	Opponent	Score	RPI	S	Opponent	Score	RPI	S	Opponent	Score	
				38	A	Northern Colo.	52 75	74	A	Wyoming	53 61	112	A	Washington St.	55 72	
				38	H	Northern Colo.	57 63					126	A	Portland St.	88 59	
												126	H	Portland St.	72 64	
												141	A	Eastern Wash.	64 66	
												145	A	Weber St.	73 84	
												145	H	Weber St.	70 76	
												151	A	Idaho	62 52	
												185	A	UC Irvine	78 72	
												199	A	North Dakota	68 55	
												199	H	North Dakota	57 46	
												201	A	Washington	79 59	
												204	H	Montana St.	60 61	
												217	A	Seattle U	74 69	
												236	H	Montana	72 60	
												239	A	Pepperdine	74 80	
												250	A	Hawaii	64 62	
												275	A	Sacramento St.	85 71	
												275	H	Sacramento St.	83 71	
												306	A	Northern Ariz.	75 55	
												306	H	Northern Ariz.	76 59	
												313	H	Utah St.	64 44	
												321	A	Utah Valley	70 58	
												328	A	Southern Utah	70 76	
												328	H	Southern Utah	66 39	
												328	N	Southern Utah	59 49	
LAST 12 Division I GAMES:																
				328	N	Southern Utah	59 49	275	H	Sacramento St.	83 71					
				236	H	Montana	72 60	199	A	North Dakota	68 55					
				204	H	Montana St.	60 61	38	A	Northern Colo.	52 75					
				141	A	Eastern Wash.	64 66	328	H	Southern Utah	66 39					
				151	A	Idaho	62 52	306	H	Northern Ariz.	76 59					
				126	H	Portland St.	72 64	145	A	Weber St.	73 84					

Non-Div I Games: Westminster (UT) 83 45 Col. of Idaho 89 32

Idaho St.

■ Loss,
 ■ Non-Conf,
 ■ S Site,
 ■ Home
 ■ A Away
 N Neutral

Average RPI Win:	269	WON-LOST	WINNING	LAST 10	STRENGTH OF	OPP. STRENGTH	TEAM	ADJ.	CONF.	ADJ CONF.
Average RPI Loss:	172	RECORD	PCT. RANK	GAMES	SCHEDULE	OF SCHEDULE	RPI	RPI	RPI	RPI
DIV. I ONLY	6- 22	313	1- 9	293	205	332	332	11	11	
DIV. I NON-CONF.	5- 4	146	0- 0	347	345	326	326	15	15	

TOTALS	RPI 1-25	RPI 26-50	W-L RECORDS	RPI 51-100	RPI 101-999	RPI 201+				
6- 22	0- 2	0- 0	OVERALL	0- 4	6- 16	5- 7				
5- 10	0- 1	0- 0	HOME	0- 2	5- 7	4- 3				
1- 11	0- 1	0- 0	AWAY	0- 2	1- 8	1- 4				
0- 1	0- 0	0- 0	NEUTRAL	0- 0	0- 1	0- 0				
5- 4	0- 0	0- 0	NON-CONFERENCE	0- 0	5- 4	4- 4				
4- 2	0- 0	0- 0	HOME	0- 0	4- 2	3- 2				
1- 2	0- 0	0- 0	AWAY	0- 0	1- 2	1- 2				
0- 0	0- 0	0- 0	NEUTRAL	0- 0	0- 0	0- 0				
1- 18	0- 2	0- 0	CONFERENCE	0- 4	1- 12	1- 3				
1- 8	0- 1	0- 0	HOME	0- 2	1- 5	1- 1				
0- 9	0- 1	0- 0	AWAY	0- 2	0- 6	0- 2				
0- 1	0- 0	0- 0	NEUTRAL	0- 0	0- 1	0- 0				

RPI 1-25				RPI 26-50				RPI 51-100				RPI 101+				Team's RPI: 332
RPI	S	Opponent	Score	RPI	S	Opponent	Score	RPI	S	Opponent	Score	RPI	S	Opponent	Score	
25	A	Green Bay	36 65					79	A	IUPUI	43 68	118	A	Cleveland St.	67 70	
25	H	Green Bay	37 66					79	H	IUPUI	46 82	118	H	Cleveland St.	42 64	
								86	A	Wright St.	50 60	130	A	Milwaukee	44 59	
								86	H	Wright St.	53 80	130	H	Milwaukee	53 76	
												142	A	Youngstown St.	63 76	
												142	H	Youngstown St.	52 71	
												188	A	Oakland	78 95	
												188	H	Oakland	63 67	
												188	N	Oakland	46 80	
												201	H	Eastern Mich.	73 70	
												224	H	North Texas	70 67	
												254	A	Northern Ky.	53 61	
												254	H	Northern Ky.	73 55	
												259	H	Indiana St.	55 46	
												266	A	Bradley	48 58	
												289	H	Santa Clara	36 45	
												297	H	Jackson St.	63 76	
												304	A	Loyola Chicago	55 57	
												325	A	Fort Wayne	67 51	
												326	A	Detroit Mercy	60 73	
												326	H	Detroit Mercy	58 61	
												349	H	Evansville	96 77	
LAST 12 Division I GAMES:																
				188	N	Oakland	46 80					142	H	Youngstown St.	52 71	
				86	H	Wright St.	53 80					118	H	Cleveland St.	42 64	
				254	H	Northern Ky.	73 55					79	A	IUPUI	43 68	
				25	H	Green Bay	37 66					130	A	Milwaukee	44 59	
				188	A	Oakland	78 95					25	A	Green Bay	36 65	
				326	A	Detroit Mercy	60 73					254	A	Northern Ky.	53 61	

Non-Div I Games: Bethel (IN) 66 46 Ind.-Northwest 74 56

Ill. -Chi cago

Average RPI Win:	255	WON-LOST	WINNING	LAST 10	STRENGTH OF	OPP. STRENGTH	TEAM	ADJ.	CONF.	ADJ CONF.
Average RPI Loss:	72	RECORD	PCT. RANK	GAMES	SCHEDULE	OF SCHEDULE	RPI	RPI	RPI	RPI
DIV. I ONLY	9- 22	278	0- 10	104	72	237	237	3	3	
DIV. I NON-CONF.	9- 5	99	0- 0	238	215	154	154	4	4	

TOTALS	RPI 1-25	RPI 26-50	W-L RECORDS	RPI 51-100	RPI 101-999	RPI 201+				
9- 22	0- 4	0- 3	OVERALL	0- 12	9- 3	6- 1				
6- 10	0- 2	0- 1	HOME	0- 5	6- 2	6- 1				
1- 11	0- 2	0- 2	AWAY	0- 6	1- 1	0- 0				
2- 1	0- 0	0- 0	NEUTRAL	0- 1	2- 0	0- 0				
9- 5	0- 1	0- 0	NON-CONFERENCE	0- 4	9- 0	6- 0				
6- 2	0- 0	0- 0	HOME	0- 2	6- 0	6- 0				
1- 3	0- 1	0- 0	AWAY	0- 2	1- 0	0- 0				
2- 0	0- 0	0- 0	NEUTRAL	0- 0	2- 0	0- 0				
0- 17	0- 3	0- 3	CONFERENCE	0- 8	0- 3	0- 1				
0- 8	0- 2	0- 1	HOME	0- 3	0- 2	0- 1				
0- 8	0- 1	0- 2	AWAY	0- 4	0- 1	0- 0				
0- 1	0- 0	0- 0	NEUTRAL	0- 1	0- 0	0- 0				

RPI 1-25				RPI 26-50				RPI 51-100				RPI 101+ Team's RPI: 237			
RPI	S	Opponent	Score	RPI	S	Opponent	Score	RPI	S	Opponent	Score	RPI	S	Opponent	Score
6	H	Ohio St.	69 88	39	A	Michigan	42 86	52	A	FGCU	61 85	148	N	Wichita St.	68 67
16	A	Maryland	65 100	40	A	Rutgers	37 76	53	A	Indiana	54 70	174	A	Northwestern	61 68
21	H	Iowa	71 84	41	H	Minnesota	75 84	60	A	Nebraska	47 62	174	H	Northwestern	59 74
23	A	Missouri	55 72					60	H	Nebraska	72 80	185	N	UC Irvine	65 59
								61	A	Purdue	51 64	191	A	Memphis	63 47
								61	H	Purdue	54 73	203	H	Wisconsin	61 70
								65	H	Michigan St.	55 67	249	H	Austin Peay	59 47
								67	H	Virginia Tech	49 96	259	H	Indiana St.	81 52
								82	A	New Mexico	68 97	266	H	Bradley	74 62
								93	A	Penn St.	59 68	325	H	Fort Wayne	64 50
								93	N	Penn St.	57 83	326	H	Detroit Mercy	73 65
								99	H	Western Ill.	67 77	346	H	Chicago St.	66 56

LAST 12 Division I GAMES:															
				93	N	Penn St.	57 83	61	H	Purdue	54 73				
				41	H	Minnesota	75 84	60	A	Nebraska	47 62				
				61	A	Purdue	51 64	203	H	Wisconsin	61 70				
				174	A	Northwestern	61 68	93	A	Penn St.	59 68				
				6	H	Ohio St.	69 88	39	A	Michigan	42 86				
				53	A	Indiana	54 70	65	H	Michigan St.	55 67				

Non-Div I Games:

Illinois

Average RPI Win: 250	WON-LOST RECORD	WINNING PCT. RANK	LAST 10 GAMES	STRENGTH OF SCHEDULE	OPP. STRENGTH OF SCHEDULE	TEAM RPI	ADJ. RPI	CONF. RPI	ADJ CONF. RPI
Average RPI Loss: 160									
DIV. I ONLY	14- 15	189	6- 4	286	247	241	241	24	24
DIV. I NON-CONF.	6- 5	153	0- 0	222	226	189	189	21	21

TOTALS	RPI 1-25	RPI 26-50	W-L RECORDS	RPI 51-100	RPI 101-999	RPI 201+			
14- 15	0- 0	0- 0	OVERALL	0- 4	14- 11	9- 4			
9- 6	0- 0	0- 0	HOME	0- 2	9- 4	6- 1			
4- 9	0- 0	0- 0	AWAY	0- 0	4- 1	3- 1			
1- 0	0- 0	0- 0	NEUTRAL	0- 0	1- 0	0- 0			
6- 5	0- 0	0- 0	NON-CONFERENCE	0- 0	6- 5	3- 0			
4- 2	0- 0	0- 0	HOME	0- 0	4- 2	2- 0			
1- 3	0- 0	0- 0	AWAY	0- 0	1- 3	1- 0			
1- 0	0- 0	0- 0	NEUTRAL	0- 0	1- 0	0- 0			
8- 10	0- 0	0- 0	CONFERENCE	0- 4	8- 6	6- 4			
5- 4	0- 0	0- 0	HOME	0- 2	5- 2	4- 1			
3- 6	0- 0	0- 0	AWAY	0- 2	3- 4	2- 3			
0- 0	0- 0	0- 0	NEUTRAL	0- 0	0- 0	0- 0			

RPI S Opponent	Score	RPI S Opponent	Score	RPI S Opponent	Score	RPI S Opponent	Score	Team's RPI: 241
				70 A Drake	64 80	108 A George Mason	37 56	
				70 H Drake	58 65	118 H Cleveland St.	47 56	
				97 A Missouri St.	58 75	123 H Butler	45 56	
				97 H Missouri St.	50 56	130 A Milwaukee	59 61	
						135 A UNI	48 66	
						135 H UNI	36 58	
						138 N Northeastern	65 55	
						163 H SIUE	62 47	
						172 A Southern Ill.	39 36	
						172 H Southern Ill.	49 46	
						188 A Oakland	43 64	
						201 H Eastern Mich.	65 56	
						254 H Northern Ky.	49 37	
						259 A Indiana St.	49 52	
						259 H Indiana St.	63 53	
						266 A Bradley	53 41	
						266 H Bradley	42 62	
						279 H UMKC	64 53	
						296 A Long Beach St.	59 51	
						298 A Valparaiso	50 56	
						298 H Valparaiso	63 55	
						304 A Loyola Chicago	59 62	
						304 H Loyola Chicago	57 49	
						349 A Evansville	67 43	
						349 H Evansville	70 44	
LAST 12 Division I GAMES:								
266 A Bradley	53 41	172 A Southern Ill.	39 36	298 H Valparaiso	63 55			
70 A Drake	64 80	304 H Loyola Chicago	57 49	135 H UNI	36 58			
135 A UNI	48 66	70 H Drake	58 65	70 H Drake	58 65			
349 H Evansville	70 44	259 A Indiana St.	49 52					
259 H Indiana St.	63 53							
97 A Missouri St.	58 75							

Non-Div I Games:

Illinois St.

Average RPI Win:	289	WON-LOST	WINNING	LAST 10	STRENGTH OF	OPP. STRENGTH	TEAM	ADJ.	CONF.	ADJ CONF.
Average RPI Loss:	178	RECORD	PCT. RANK	GAMES	SCHEDULE	OF SCHEDULE	RPI	RPI	RPI	RPI
DIV. I ONLY	4- 24	329	2- 8	143	332	311	311	26	26	
DIV. I NON-CONF.	0- 10	337	0- 0	32	316	286	286	26	26	

TOTALS	RPI 1-25	RPI 26-50	W-L RECORDS	RPI 51-100	RPI 101-999	RPI 201+				
4- 24	0- 0	0- 0	OVERALL	0- 5	4- 19	4- 11				
2- 10	0- 0	0- 0	HOME	0- 2	2- 8	2- 5				
2- 14	0- 0	0- 0	AWAY	0- 1	2- 1	2- 1				
0- 0	0- 0	0- 0	NEUTRAL	0- 0	0- 0	0- 0				
0- 10	0- 0	0- 0	NON-CONFERENCE	0- 3	0- 7	0- 2				
0- 3	0- 0	0- 0	HOME	0- 1	0- 2	0- 1				
0- 7	0- 0	0- 0	AWAY	0- 2	0- 5	0- 1				
0- 0	0- 0	0- 0	NEUTRAL	0- 0	0- 0	0- 0				
4- 14	0- 0	0- 0	CONFERENCE	0- 2	4- 12	4- 9				
2- 7	0- 0	0- 0	HOME	0- 1	2- 6	2- 4				
2- 7	0- 0	0- 0	AWAY	0- 1	2- 6	2- 5				
0- 0	0- 0	0- 0	NEUTRAL	0- 0	0- 0	0- 0				

RPI 1-25				RPI 26-50				RPI 51-100				RPI 101+ Team's RPI: 311			
RPI	S	Opponent	Score	RPI	S	Opponent	Score	RPI	S	Opponent	Score	RPI	S	Opponent	Score
								58	A	Oklahoma St.	35 86	107	A	Rice	43 60
								59	H	South Dakota	51 81	111	A	Utah	31 90
								78	A	Houston	67 98	113	A	SFA	49 60
								91	A	Lamar University	54 77	113	H	SFA	50 75
								91	H	Lamar University	47 71	127	H	Central Ark.	35 57
												137	H	Texas St.	33 74
												145	A	Weber St.	55 79
												170	A	UT Arlington	48 61
												222	A	New Orleans	50 52
												222	H	New Orleans	45 72
												223	A	A&M-Corpus Christi	59 75
												223	H	A&M-Corpus Christi	58 62
												229	H	Nicholls St.	64 62
												251	A	Texas Tech	54 80
												255	A	Abilene Christian	56 58
												255	H	Abilene Christian	58 46
												276	H	Massachusetts	45 64
												278	H	McNeese	57 66
												299	A	Southeastern La.	54 65
												309	A	Houston Baptist	56 67
												309	H	Houston Baptist	56 58
												335	A	Sam Houston St.	56 49
												336	A	Northwestern St.	57 53

								LAST 12 Division I GAMES:							
								255	H	Abilene Christian	58 46	255	A	Abilene Christian	56 58
								309	A	Houston Baptist	56 67	299	A	Southeastern La.	54 65
								223	A	A&M-Corpus Christi	59 75	223	H	A&M-Corpus Christi	58 62
								336	A	Northwestern St.	57 53	222	H	New Orleans	45 72
								113	H	SFA	50 75	309	H	Houston Baptist	56 58
								91	H	Lamar University	47 71	222	A	New Orleans	50 52

Non-Div I Games: Mary Hardin-Baylor 76 58

Incarnate Word

Average RPI	Win:	126	WON-LOST	WINNING	LAST 10	STRENGTH OF	OPP. STRENGTH	TEAM	ADJ.	CONF.	ADJ CONF.
Average RPI	Loss:	43	RECORD	PCT. RANK	GAMES	SCHEDULE	OF SCHEDULE	RPI	RPI	RPI	RPI
DIV. I ONLY		17- 14		147	8- 2	11	29	53	53	3	3
DIV. I NON-CONF.		7- 6		165	0- 0	22	61	79	79	4	4

TOTALS	RPI 1-25		RPI 26-50		W-L RECORDS		RPI 51-100		RPI 101-999		RPI 201+
17- 14	0- 7		2- 2		OVERALL		7- 4		8- 1		5- 0
10- 5	0- 2		1- 0		HOME		3- 2		6- 1		4- 0
5- 6	0- 3		1- 1		AWAY		2- 2		2- 0		1- 0
2- 3	0- 2		0- 1		NEUTRAL		2- 0		0- 0		0- 0
7- 6	0- 2		0- 1		NON-CONFERENCE		2- 2		5- 1		3- 0
4- 3	0- 1		0- 0		HOME		1- 1		3- 1		2- 0
2- 1	0- 0		0- 0		AWAY		0- 1		2- 0		1- 0
1- 2	0- 1		0- 1		NEUTRAL		1- 0		0- 0		0- 0
10- 8	0- 5		2- 1		CONFERENCE		5- 2		3- 0		2- 0
6- 2	0- 1		1- 0		HOME		2- 1		3- 0		2- 0
3- 5	0- 3		1- 1		AWAY		2- 1		0- 0		0- 0
1- 1	0- 1		0- 0		NEUTRAL		1- 0		0- 0		0- 0

RPI	S	Opponent	Score	RPI	S	Opponent	Score	RPI	S	Opponent	Score	RPI	S	Opponent	Score
3	H	Louisville	59 72	31	N	Virginia	72 82	56	H	Western Ky.	73 71	106	H	Chattanooga	61 64
6	A	Ohio St.	70 85	39	A	Michigan	79 84	60	H	Nebraska	83 75	125	A	Yale	72 68
6	H	Ohio St.	62 77	40	H	Rutgers	64 58	61	A	Purdue	52 44	174	H	Northwestern	78 73
16	A	Maryland	70 74	41	A	Minnesota	82 70	61	H	Purdue	72 54	179	H	Southern U.	64 49
16	N	Maryland	54 67					65	A	Michigan St.	69 65	203	H	Wisconsin	69 55
21	A	Iowa	62 75					65	H	Michigan St.	46 68	209	H	Arkansas St.	93 51
23	N	Missouri	55 75					65	N	Michigan St.	111 109	224	H	North Texas	68 63
								77	A	Saint Mary's (CA)	82 88	237	H	Illinois	70 54
								80	N	UAB	71 63	254	A	Northern Ky.	67 56
								93	A	Penn St.	74 77				
								100	H	Auburn	53 65				
LAST 12 Division I GAMES:															
16	N	Maryland	54 67	237	H	Illinois	70 54								
65	N	Michigan St.	111 109	174	H	Northwestern	78 73								
21	A	Iowa	62 75	40	H	Rutgers	64 58								
41	A	Minnesota	82 70	203	H	Wisconsin	69 55								
60	H	Nebraska	83 75	65	A	Michigan St.	69 65								
61	A	Purdue	52 44	16	A	Maryland	70 74								

Non-Div I Games:

Indiana

Average RPI Win: 291	WON-LOST RECORD	WINNING PCT. RANK	LAST 10 GAMES	STRENGTH OF SCHEDULE	OPP. STRENGTH OF SCHEDULE	TEAM RPI	ADJ. RPI	CONF. RPI	ADJ CONF. RPI
Average RPI Loss: 137									
DIV. I ONLY	10- 18	247	5- 5	206	244	259	259	24	24
DIV. I NON-CONF.	1- 9	318	0- 0	101	158	282	282	21	21

TOTALS	RPI 1-25	RPI 26-50	W-L RECORDS	RPI 51-100	RPI 101-999	RPI 201+			
10- 18	0- 1	0- 0	OVERALL	0- 7	10- 10	10- 4			
5- 9	0- 1	0- 0	HOME	0- 3	5- 5	5- 1			
4- 8	0- 0	0- 0	AWAY	0- 3	4- 5	4- 3			
1- 1	0- 0	0- 0	NEUTRAL	0- 1	1- 0	1- 0			
1- 9	0- 1	0- 0	NON-CONFERENCE	0- 3	1- 5	1- 3			
0- 5	0- 1	0- 0	HOME	0- 1	0- 3	0- 1			
0- 3	0- 0	0- 0	AWAY	0- 1	0- 2	0- 2			
1- 1	0- 0	0- 0	NEUTRAL	0- 1	1- 0	1- 0			
9- 9	0- 0	0- 0	CONFERENCE	0- 4	9- 5	9- 1			
5- 4	0- 0	0- 0	HOME	0- 2	5- 2	5- 0			
4- 5	0- 0	0- 0	AWAY	0- 2	4- 3	4- 1			
0- 0	0- 0	0- 0	NEUTRAL	0- 0	0- 0	0- 0			

RPI 1-25				RPI 26-50				RPI 51-100				RPI 101+ Team's RPI: 259			
RPI	S	Opponent	Score	RPI	S	Opponent	Score	RPI	S	Opponent	Score	RPI	S	Opponent	Score
20	H	Central Mich.	67 77					59	N	South Dakota	59 71	120	H	Saint Louis	59 60
								70	A	Drake	64 85	123	H	Butler	51 60
								70	H	Drake	51 84	135	A	UNI	53 59
								79	A	IUPUI	57 86	135	H	UNI	46 56
								81	H	Miami (OH)	56 68	172	A	Southern Ill.	43 54
								97	A	Missouri St.	56 69	172	H	Southern Ill.	45 64
								97	H	Missouri St.	63 77	219	H	Fla. Atlantic	58 66
												236	N	Montana	57 45
												237	A	Illinois	52 81
												241	A	Illinois St.	53 63
												241	H	Illinois St.	52 49
												266	A	Bradley	74 70
												266	H	Bradley	65 50
												298	A	Valparaiso	67 54
												298	H	Valparaiso	64 46
												304	A	Loyola Chicago	73 65
												304	H	Loyola Chicago	74 67
												332	A	Ill.-Chicago	46 55
												349	A	Evansville	66 57
												349	H	Evansville	56 48
LAST 12 Division I GAMES:															
97	A	Missouri St.	56 69	70	H	Drake	51 84								
172	A	Southern Ill.	43 54	135	H	UNI	46 56								
304	H	Loyola Chicago	74 67	349	A	Evansville	66 57								
298	H	Valparaiso	64 46	298	A	Valparaiso	67 54								
266	A	Bradley	74 70	304	A	Loyola Chicago	73 65								
241	A	Illinois St.	53 63	241	H	Illinois St.	52 49								

Non-Div I Games: Missouri S&T 84 51

Indiana St.

Average RPI Win:	347	WON-LOST	WINNING	LAST 10	STRENGTH OF	OPP. STRENGTH	TEAM	ADJ.	CONF.	ADJ CONF.
Average RPI Loss:	195	RECORD	PCT. RANK	GAMES	SCHEDULE	OF SCHEDULE	RPI	RPI	RPI	RPI
DIV. I ONLY	2- 28	345	2- 8	251	289	341	341	28	28	
DIV. I NON-CONF.	0- 11	337	0- 0	134	221	328	328	25	25	

TOTALS	RPI 1-25	RPI 26-50	W-L RECORDS	RPI 51-100	RPI 101-999	RPI 201+				
2- 28	0- 0	0- 2	OVERALL	0- 5	2- 21	2- 14				
1- 13	0- 0	0- 1	HOME	0- 2	1- 10	1- 6				
1- 14	0- 0	0- 1	AWAY	0- 3	1- 10	1- 7				
0- 1	0- 0	0- 0	NEUTRAL	0- 0	0- 1	0- 1				
0- 11	0- 0	0- 0	NON-CONFERENCE	0- 5	0- 6	0- 3				
0- 5	0- 0	0- 0	HOME	0- 2	0- 3	0- 1				
0- 6	0- 0	0- 0	AWAY	0- 3	0- 3	0- 2				
0- 0	0- 0	0- 0	NEUTRAL	0- 0	0- 0	0- 0				
2- 17	0- 0	0- 2	CONFERENCE	0- 0	2- 15	2- 11				
1- 8	0- 0	0- 1	HOME	0- 0	1- 7	1- 5				
1- 8	0- 0	0- 1	AWAY	0- 0	1- 7	1- 5				
0- 1	0- 0	0- 0	NEUTRAL	0- 0	0- 1	0- 1				

RPI 1-25				RPI 26-50				RPI 51-100				RPI 101+				Team's RPI: 341	
RPI	S	Opponent	Score	RPI	S	Opponent	Score	RPI	S	Opponent	Score	RPI	S	Opponent	Score		
36	A	Qui nni pi ac	47 90	72	A	Duquesne	59 80	157	A	Marist	55 75				55	75	
36	H	Qui nni pi ac	38 74	84	H	Tol edo	57 74	157	H	Marist	45 55				45	55	
				85	A	Fordham	48 78	182	H	Templ e	54 59				54	59	
				90	H	Bucknel l	53 60	183	H	Kansas	58 72				58	72	
				98	A	Jacksonvi l l e	62 71	186	A	Stony Brook	46 63				46	63	
								196	A	Si ena	51 64				51	64	
								196	H	Si ena	48 70				48	70	
								233	A	Ni agara	59 73				59	73	
								242	H	Hofstra	43 68				43	68	
								252	A	Ri der	53 80				53	80	
								252	H	Ri der	49 62				49	62	
								261	A	Manhattan	63 67				63	67	
								261	H	Manhattan	48 57				48	57	
								261	N	Manhattan	39 55				39	55	
								265	A	St. Franci s Brookl yn	63 72				63	72	
								273	A	Fai rfi el d	39 59				39	59	
								273	H	Fai rfi el d	68 78				68	78	
								277	A	Ari zona	58 71				58	71	
								283	A	Monmouth	56 68				56	68	
								283	H	Monmouth	56 62				56	62	
								285	H	Cani si us	49 53				49	53	
								347	A	Sai nt Peter' s	55 31				55	31	
								347	H	Sai nt Peter' s	52 42				52	42	
LAST 12 Division I GAMES:																	
261	N	Manhattan	39 55	273	H	Fai rfi el d	68 78										
273	A	Fai rfi el d	39 59	36	A	Qui nni pi ac	47 90										
157	H	Marist	45 55	157	A	Marist	55 75										
261	H	Manhattan	48 57	347	H	Sai nt Peter' s	52 42										
347	A	Sai nt Peter' s	55 31	252	H	Ri der	49 62										
252	A	Ri der	53 80	283	A	Monmouth	56 68										

Non-Div I Games:

Iona

Average RPI Win:	123	WON-LOST	WINNING	LAST 10	STRENGTH OF	OPP. STRENGTH	TEAM	ADJ.	CONF.	ADJ CONF.
Average RPI Loss:	41	RECORD	PCT. RANK	GAMES	SCHEDULE	OF SCHEDULE	RPI	RPI	RPI	RPI
DIV. I ONLY	24- 7	37	8- 2	24	66	21	21	3	3	
DIV. I NON-CONF.	12- 1	6	0- 0	27	105	10	10	4	4	

TOTALS	RPI 1-25	RPI 26-50	W-L RECORDS	RPI 51-100	RPI 101-999	RPI 201+				
24- 7	1- 2	5- 2	OVERALL	5- 3	13- 0	5- 0				
13- 3	1- 1	3- 0	HOME	4- 2	5- 0	2- 0				
7- 3	0- 1	1- 1	AWAY	1- 1	5- 0	2- 0				
4- 1	0- 0	1- 1	NEUTRAL	0- 0	3- 0	1- 0				
12- 1	0- 1	2- 0	NON-CONFERENCE	2- 0	8- 0	2- 0				
7- 1	0- 1	1- 0	HOME	2- 0	4- 0	1- 0				
2- 0	0- 0	0- 0	AWAY	0- 0	2- 0	0- 0				
3- 0	0- 0	1- 0	NEUTRAL	0- 0	2- 0	1- 0				
12- 6	1- 1	3- 2	CONFERENCE	3- 3	5- 0	3- 0				
6- 2	1- 0	2- 0	HOME	2- 2	1- 0	1- 0				
5- 3	0- 1	1- 1	AWAY	1- 1	3- 0	2- 0				
1- 1	0- 0	0- 1	NEUTRAL	0- 0	1- 0	0- 0				

RPI	S	Opponent	Score	RPI	S	Opponent	Score	RPI	S	Opponent	Score	RPI	S	Opponent	Score
6	H	Ohio St.	103 89	36	H	Quinnipiac	83 67	53	H	Indiana	75 62	104	A	Iowa St.	61 55
8	H	Florida St.	93 94	39	H	Michigan	82 72	56	H	Western Ky.	104 97	105	H	Western Mich.	79 56
16	A	Maryland	64 80	40	A	Rutgers	77 67	60	A	Nebraska	65 74	135	A	UNI	71 47
				41	A	Minnesota	72 77	60	H	Nebraska	74 92	147	H	Northern Ill.	105 80
				41	H	Minnesota	92 84	61	H	Purdue	70 76	155	N	Charlotte	77 64
				41	N	Minnesota	89 90	65	A	Michigan St.	71 68	160	H	Samford	80 59
				46	N	Elon	74 61	70	H	Drake	79 66	174	A	Northwestern	70 61
								93	H	Penn St.	80 76	174	N	Northwestern	55 45

LAST 12 Division I GAMES:															
				41	N	Minnesota	89 90	93	H	Penn St.	80 76				
				174	N	Northwestern	55 45	41	H	Minnesota	92 84				
				53	H	Indiana	75 62	65	A	Michigan St.	71 68				
				40	A	Rutgers	77 67	60	H	Nebraska	74 92				
				203	H	Wisconsin	88 61	6	H	Ohio St.	103 89				
				174	A	Northwestern	70 61	41	A	Minnesota	72 77				

Non-Div I Games:

Iowa

Average RPI Win: 185

Average RPI Loss: 50

WON-LOST
RECORDWINNING
PCT. RANKLAST 10
GAMESSTRENGTH OF
SCHEDULEOPP. STRENGTH
OF SCHEDULETEAM
RPIADJ.
RPICONF.
RPIADJ CONF.
RPI

DIV. I ONLY	14- 17	206	5- 5	45	33	104	104	4	4
DIV. I NON-CONF.	6- 5	153	0- 0	111	94	133	133	5	5
TOTALS	RPI 1-25	RPI 26-50	W-L RECORDS	RPI 51-100	RPI 101-999	RPI 201+			
14- 17	0- 7	0- 2	OVERALL	4- 6	10- 2	7- 0			
7- 8	0- 3	0- 1	HOME	1- 4	6- 0	5- 0			
5- 7	0- 2	0- 1	AWAY	3- 2	2- 2	1- 0			
2- 2	0- 2	0- 0	NEUTRAL	0- 0	2- 0	1- 0			
6- 5	0- 2	0- 0	NON-CONFERENCE	1- 1	5- 2	4- 0			
5- 1	0- 1	0- 0	HOME	1- 0	4- 0	4- 0			
0- 3	0- 0	0- 0	AWAY	0- 1	0- 2	0- 0			
1- 1	0- 1	0- 0	NEUTRAL	0- 0	1- 0	0- 0			
8- 12	0- 5	0- 2	CONFERENCE	3- 5	5- 0	3- 0			
2- 7	0- 2	0- 1	HOME	0- 4	2- 0	1- 0			
5- 4	0- 2	0- 1	AWAY	3- 1	2- 0	1- 0			
1- 1	0- 1	0- 0	NEUTRAL	0- 0	1- 0	1- 0			

RPI	S	Opponent	Score	RPI	S	Opponent	Score	RPI	S	Opponent	Score	RPI	S	Opponent	Score	Team's RPI: 104
4	A	Bayl or	49 89	34	A	Okl ahoma	71 80	58	A	Okl ahoma St.	78 69	122	N	Tul ane	67 64	
4	H	Bayl or	50 79	34	H	Okl ahoma	69 74	58	H	Okl ahoma St.	73 81	135	A	UNI	53 57	
12	A	Texas	55 87					59	H	South Dakota	81 76	150	A	Vanderbi l t	74 77	
12	H	Texas	59 72					64	A	West Vi rgi ni a	49 57	183	A	Kansas	65 56	
12	N	Texas	69 81					64	H	West Vi rgi ni a	59 69	183	H	Kansas	71 69	
20	N	Central Mi ch.	60 81					69	A	TCU	66 63	229	H	Ni chol l s St.	75 47	
21	H	Iowa	55 61					69	H	TCU	52 75	247	H	UC Ri versi de	89 66	
								70	A	Drake	80 83	251	A	Texas Tech	66 54	
								92	A	Kansas St.	80 45	251	H	Texas Tech	69 57	
								92	H	Kansas St.	60 67	251	N	Texas Tech	74 49	
												279	H	UMKC	61 45	
												317	H	N. C. Central	99 58	
LAST 12 Division I GAMES:																
12	N	Texas	69 81	69	A	TCU	66 63									
251	N	Texas Tech	74 49	58	H	Okl ahoma St.	73 81									
183	A	Kansas	65 56	92	A	Kansas St.	80 45									
12	H	Texas	59 72	69	H	TCU	52 75									
34	A	Okl ahoma	71 80	12	A	Texas	55 87									
251	H	Texas Tech	69 57	58	A	Okl ahoma St.	78 69									

Non-Div I Games:

Iowa St.

Loss,
Non-Conf,
S Site,
H Home
A Away
N Neutral

Average RPI Win: 306

Average RPI Loss: 246

WON-LOST
RECORDWINNING
PCT. RANKLAST 10
GAMESSTRENGTH OF
SCHEDULEOPP. STRENGTH
OF SCHEDULETEAM
RPIADJ.
RPICONF.
RPIADJ CONF.
RPI

DIV. I ONLY	12- 11	162	5- 5	349	346	297	297	32	32
DIV. I NON-CONF.	2- 3	214	0- 0	349	308	342	342	32	32

TOTALS	RPI 1-25	RPI 26-50	W-L RECORDS	RPI 51-100	RPI 101-999	RPI 201+			
12- 11	0- 0	0- 0	OVERALL	0- 0	12- 11	12- 8			
6- 4	0- 0	0- 0	HOME	0- 0	6- 4	6- 3			
6- 7	0- 0	0- 0	AWAY	0- 0	6- 0	6- 0			
0- 0	0- 0	0- 0	NEUTRAL	0- 0	0- 0	0- 0			
2- 3	0- 0	0- 0	NON-CONFERENCE	0- 0	2- 3	2- 2			
0- 1	0- 0	0- 0	HOME	0- 0	0- 1	0- 1			
2- 2	0- 0	0- 0	AWAY	0- 0	2- 2	2- 1			
0- 0	0- 0	0- 0	NEUTRAL	0- 0	0- 0	0- 0			
10- 8	0- 0	0- 0	CONFERENCE	0- 0	10- 8	10- 6			
6- 3	0- 0	0- 0	HOME	0- 0	6- 3	6- 2			
4- 5	0- 0	0- 0	AWAY	0- 0	4- 5	4- 4			
0- 0	0- 0	0- 0	NEUTRAL	0- 0	0- 0	0- 0			

RPI 1-25				RPI 26-50				RPI 51-100				RPI 101+				Team's RPI: 297
RPI	S	Opponent	Score	RPI	S	Opponent	Score	RPI	S	Opponent	Score	RPI	S	Opponent	Score	
												179	A	Southern U.	76	86
												179	H	Southern U.	58	68
												191	A	Memphis	53	64
												221	A	Texas Southern	66	71
												221	H	Texas Southern	74	77
												229	H	Nicholls St.	64	90
												230	A	Grambling	89	93
												230	H	Grambling	82	70
												244	A	Prairie View	73	85
												244	H	Prairie View	70	61
												290	A	Alcorn	74	51
												290	H	Alcorn	94	69
												314	A	Alabama A&M	68	58
												314	H	Alabama A&M	59	43
												316	A	Alabama St.	69	50
												316	H	Alabama St.	70	61
												332	A	Ill. -Chicago	76	63
												333	A	Ark. -Pine Bluff	60	54
												333	H	Ark. -Pine Bluff	60	66
												335	A	Sam Houston St.	68	74
												342	A	Mississippi Val.	61	72
												342	H	Mississippi Val.	68	67
												346	A	Chicago St.	87	69
LAST 12 Division I GAMES:																
314	A	Alabama A&M	68	58	221	A	Texas Southern	66	71							
316	A	Alabama St.	69	50	179	H	Southern U.	58	68							
333	H	Ark. -Pine Bluff	60	66	290	H	Alcorn	94	69							
342	H	Mississippi Val.	68	67	333	A	Ark. -Pine Bluff	60	54							
230	A	Grambling	89	93	342	A	Mississippi Val.	61	72							
244	A	Prairie View	73	85	230	H	Grambling	82	70							

Non-Div I Games: Philander Smith 88 56 Millsaps 79 41 LSU-Shreveport 85 86 Spring Hill 77 50 Jackson St.

Loss, Non-Conf, S Site, H Home A Away N Neutral

Average RPI Win:	266	WON-LOST	WINNING	LAST 10	STRENGTH OF	OPP. STRENGTH	TEAM	ADJ.	CONF.	ADJ CONF.
Average RPI Loss:	83	RECORD	PCT. RANK	GAMES	SCHEDULE	OF SCHEDULE	RPI	RPI	RPI	RPI
DIV. I ONLY	20- 7	51	8- 2	289	236	98	98	23	23	
DIV. I NON-CONF.	7- 5	132	0- 0	209	195	107	107	22	22	

TOTALS	RPI 1-25	RPI 26-50	W-L RECORDS	RPI 51-100	RPI 101-999	RPI 201+				
20- 7	0- 2	0- 0	OVERALL	0- 3	20- 2	16- 0				
10- 1	0- 0	0- 0	HOME	0- 1	10- 0	9- 0				
9- 6	0- 2	0- 0	AWAY	0- 2	9- 2	6- 0				
1- 0	0- 0	0- 0	NEUTRAL	0- 0	1- 0	1- 0				
7- 5	0- 2	0- 0	NON-CONFERENCE	0- 1	7- 2	5- 0				
3- 0	0- 0	0- 0	HOME	0- 0	3- 0	3- 0				
3- 5	0- 2	0- 0	AWAY	0- 1	3- 2	1- 0				
1- 0	0- 0	0- 0	NEUTRAL	0- 0	1- 0	1- 0				
13- 2	0- 0	0- 0	CONFERENCE	0- 2	13- 0	11- 0				
7- 1	0- 0	0- 0	HOME	0- 1	7- 0	6- 0				
6- 1	0- 0	0- 0	AWAY	0- 1	6- 0	5- 0				
0- 0	0- 0	0- 0	NEUTRAL	0- 0	0- 0	0- 0				

RPI 1-25				RPI 26-50				RPI 51-100 Team's RPI: 98				RPI 101+			
RPI	S	Opponent	Score	RPI	S	Opponent	Score	RPI	S	Opponent	Score	RPI	S	Opponent	Score
8	A	Florida St.	50 82					52	A	FGCU	58 63	129	A	Bethune-Cookman	68 58
17	A	NC State	44 64					52	H	FGCU	63 65	165	A	South Ala.	60 58
								94	A	Alabama	60 75	175	A	Florida	59 69
												180	A	Troy	88 89
												197	A	Stetson	61 54
												197	H	Stetson	73 63
												229	A	Nicholls St.	69 61
												240	A	North Florida	66 48
												240	H	North Florida	64 43
												254	N	Northern Ky.	61 49
												260	A	Lipscomb	70 63
												260	H	Lipscomb	70 48
												283	H	Monmouth	74 65
												301	A	Kennesaw St.	67 49
												301	H	Kennesaw St.	79 52
												301	H	Kennesaw St.	84 49
												302	A	USC Upstate	71 45
												302	H	USC Upstate	65 49
												339	A	NJIT	88 58
												339	H	NJIT	73 53
												340	H	Savannah St.	74 46
												341	H	Iona	71 62
LAST 12 Division I GAMES:															
301	H	Kennesaw St.	79 52	197	A	Stetson	61 54								
240	H	North Florida	64 43	52	H	FGCU	63 65								
339	H	NJIT	73 53	197	H	Stetson	73 63								
302	H	USC Upstate	65 49	52	A	FGCU	58 63								
260	A	Lipscomb	70 63	302	A	USC Upstate	71 45								
301	A	Kennesaw St.	67 49	339	A	NJIT	88 58								

Non-Div I Games: Flagler 79 52 Edward Waters 79 58 Webber Int'l 64 43

Jacksonville

Loss, Non-Conf, S Site, H Home A Away N Neutral

Average RPI Win: 269		WON-LOST RECORD	WINNING PCT. RANK	LAST 10 GAMES	STRENGTH OF SCHEDULE	OPP. STRENGTH OF SCHEDULE	TEAM RPI	ADJ. RPI	CONF. RPI	ADJ. CONF. RPI
Average RPI Loss: 150										
DIV. I ONLY		17- 12	118	6- 4	234	288	162	162	25	25
DIV. I NON-CONF.		4- 5	202	0- 0	261	182	217	217	27	27
TOTALS		RPI 1-25	RPI 26-50	W-L RECORDS		RPI 51-100	RPI 101-999	RPI 201+		
17- 12	0- 1		0- 0	OVERALL		0- 4	17- 7	13- 3		
8- 4	0- 1		0- 0	HOME		0- 1	8- 2	7- 1		
7- 7	0- 0		0- 0	AWAY		0- 2	7- 1	6- 0		
2- 1	0- 0		0- 0	NEUTRAL		0- 1	2- 0	0- 0		
4- 5	0- 1		0- 0	NON-CONFERENCE		0- 1	4- 3	3- 1		
2- 1	0- 1		0- 0	HOME		0- 0	2- 0	2- 0		
1- 4	0- 0		0- 0	AWAY		0- 1	1- 3	1- 1		
1- 0	0- 0		0- 0	NEUTRAL		0- 0	1- 0	0- 0		
13- 7	0- 0		0- 0	CONFERENCE		0- 3	13- 4	10- 2		
6- 3	0- 0		0- 0	HOME		0- 1	6- 2	5- 1		
6- 3	0- 0		0- 0	AWAY		0- 1	6- 2	5- 1		
1- 1	0- 0		0- 0	NEUTRAL		0- 1	1- 0	0- 0		

RPI 1-25					RPI 26-50					RPI 51-100					RPI 101+					Team's RPI: 162	
RPI	S	Opponent	Score		RPI	S	Opponent	Score		RPI	S	Opponent	Score		RPI	S	Opponent	Score			
8	H	Florida St.	51	75						57	A	Bel mont	55	71	121	A	Seton Hall	54	73		
										57	H	Bel mont	35	66	156	H	UT Martin	57	61		
										57	N	Bel mont	53	63	163	A	SIUE	41	65		
										81	A	Mi ami (OH)	55	58	166	A	Cl emson	45	53		
															190	A	Morehead St.	67	65		
															190	H	Morehead St.	70	64		
															190	N	Morehead St.	69	56		
															192	N	East Carolina	82	73		
															222	A	New Orleans	59	54		
															232	H	Southeast Mo. St.	55	48		
															249	A	Austin Peay	51	50		
															249	H	Austin Peay	65	47		
															292	A	Murray St.	59	55		
															292	H	Murray St.	97	65		
															305	A	Georgi a St.	41	55		
															311	A	Tennessee Tech	73	59		
															311	H	Tennessee Tech	58	60		
															314	H	Al abama A&M	49	33		
															315	A	Eastern Ky.	44	48		
															315	H	Eastern Ky.	65	51		
															330	A	Tennessee St.	75	56		
															330	H	Tennessee St.	62	61		
															334	H	Rhode Isl and	63	53		
															345	A	Eastern Ill.	59	50		
LAST 12 Division I GAMES:																					
					57	N	Belmont	53	63	330	H	Tennessee St.	62	61							
					190	N	Morehead St.	69	56	311	H	Tennessee Tech	58	60							
					311	A	Tennessee Tech	73	59	163	A	SIUE	41	65							
					57	H	Belmont	35	66	345	A	Eastern Ill.	59	50							
					249	A	Austin Peay	51	50	232	H	Southeast Mo. St.	55	48							
					292	A	Murray St.	59	55	156	H	UT Martin	57	61							

Non-Div I Games: Stillman 93 38 Brewton-Parker 103 44

Jacksonville St.

■ Loss, ■ Non-Conf, S Site, H Home A Away N Neutral

Average RPI	Win:	199	WON-LOST	WINNING	LAST 10	STRENGTH OF	OPP. STRENGTH	TEAM	ADJ.	CONF.	ADJ CONF.
Average RPI	Loss:	46	RECORD	PCT. RANK	GAMES	SCHEDULE	OF SCHEDULE	RPI	RPI	RPI	RPI
DIV. I ONLY		20- 9		68	8- 2	80	102	63	63	10	10
DIV. I NON-CONF.		4- 7		226	0- 0	72	22	174	174	12	12

TOTALS	RPI 1-25		RPI 26-50		W-L RECORDS	RPI 51-100		RPI 101-999		RPI 201+	
20- 9	0- 2		2- 5		OVERALL	1- 1		17- 1		11- 0	
12- 3	0- 1		2- 1		HOME	1- 0		9- 1		6- 0	
8- 5	0- 1		0- 3		AWAY	0- 1		8- 0		5- 0	
0- 1	0- 0		0- 1		NEUTRAL	0- 0		0- 0		0- 0	
4- 7	0- 2		0- 3		NON-CONFERENCE	1- 1		3- 1		3- 0	
3- 3	0- 1		0- 1		HOME	1- 0		2- 1		2- 0	
1- 3	0- 1		0- 1		AWAY	0- 1		1- 0		1- 0	
0- 1	0- 0		0- 1		NEUTRAL	0- 0		0- 0		0- 0	
16- 2	0- 0		2- 2		CONFERENCE	0- 0		14- 0		8- 0	
9- 0	0- 0		2- 0		HOME	0- 0		7- 0		4- 0	
7- 2	0- 0		0- 2		AWAY	0- 0		7- 0		4- 0	
0- 0	0- 0		0- 0		NEUTRAL	0- 0		0- 0		0- 0	

RPI 1-25				RPI 26-50				RPI 51-100				Team's RPI: 63	RPI 101+			
RPI	S	Opponent	Score	RPI	S	Opponent	Score	RPI	S	Opponent	Score		RPI	S	Opponent	Score
8	H	Florida St.	63 79	28	N	Villanova	57 60	71	A	St. John's (NY)	64 81		114	A	Delaware	56 53
9	A	Tennessee	60 89	33	A	Dayton	54 82	89	H	Liberty	58 47		114	H	Delaware	67 56
				40	H	Rutgers	63 76						134	H	Saint Joseph's	66 73
				44	A	Drexel	71 73						138	A	Northeastern	60 57
				44	H	Drexel	56 48						138	H	Northeastern	72 43
				46	A	Elon	43 50						158	A	William & Mary	86 41
				46	H	Elon	70 67						158	H	William & Mary	70 64
													242	A	Hofstra	55 42
													242	H	Hofstra	73 56
													258	A	UNCW	63 48
													258	H	UNCW	65 48
													262	A	Col. of Charleston	67 45
													262	H	Col. of Charleston	67 53
													269	A	Towson	64 55
													269	H	Towson	69 45
													294	A	Vermont	68 56
													295	H	Bryant	67 36
													329	H	Wagner	68 45

LAST 12 Division I GAMES:																
158	H	William & Mary	70 64	138	H	Northeastern	72 43									
114	H	Delaware	67 56	46	A	Elon	43 50									
44	A	Drexel	71 73	158	A	William & Mary	86 41									
258	H	UNCW	65 48	262	H	Col. of Charleston	67 53									
114	A	Delaware	56 53	242	H	Hofstra	73 56									
269	A	Towson	64 55	258	A	UNCW	63 48									

Non-Div I Games:

James Madison

Loss,
Non-Conf, S Site,
H Home
A Away
N Neutral

Average RPI Win: 201
Average RPI Loss: 68

WON-LOST
RECORD

WINNING
PCT. RANK

LAST 10
GAMES

STRENGTH OF
SCHEDULE

OPP. STRENGTH
OF SCHEDULE

TEAM
RPI

ADJ.
RPI

CONF.
RPI

ADJ CONF.
RPI

DIV. I ONLY	12- 18	229	1- 9	87	60	183	183	4	4
DIV. I NON-CONF.	9- 2	33	0- 0	242	269	104	104	5	5
TOTALS	RPI 1-25	RPI 26-50	W-L RECORDS	RPI 51-100	RPI 101-999	RPI 201+			
12- 18	0- 4	0- 2	OVERALL	2- 9	10- 3	7- 1			
10- 8	0- 2	0- 1	HOME	2- 3	8- 2	5- 1			
2- 9	0- 2	0- 1	AWAY	0- 5	2- 1	2- 0			
0- 1	0- 0	0- 0	NEUTRAL	0- 1	0- 0	0- 0			
9- 2	0- 0	0- 0	NON-CONFERENCE	0- 2	9- 0	6- 0			
8- 1	0- 0	0- 0	HOME	0- 1	8- 0	5- 0			
1- 1	0- 0	0- 0	AWAY	0- 1	1- 0	1- 0			
0- 0	0- 0	0- 0	NEUTRAL	0- 0	0- 0	0- 0			
3- 16	0- 4	0- 2	CONFERENCE	2- 7	1- 3	1- 1			
2- 7	0- 2	0- 1	HOME	2- 2	0- 2	0- 1			
1- 8	0- 2	0- 1	AWAY	0- 4	1- 1	1- 0			
0- 1	0- 0	0- 0	NEUTRAL	0- 1	0- 0	0- 0			

RPI 1-25				RPI 26-50				RPI 51-100				RPI 101+ Team's RPI: 183			
RPI	S	Opponent	Score	RPI	S	Opponent	Score	RPI	S	Opponent	Score	RPI	S	Opponent	Score
4	A	Bayl or	51 88	34	A	Okl ahoma	64 97	58	A	Okl ahoma St.	63 92	104	A	Iowa St.	69 71
4	H	Bayl or	48 83	34	H	Okl ahoma	52 72	58	H	Okl ahoma St.	66 59	104	H	Iowa St.	56 65
12	A	Texas	62 79					60	H	Nebraska	49 66	107	H	Ri ce	73 65
12	H	Texas	41 55					64	A	West Vi rgi ni a	46 76	125	H	Yale	81 75
								64	H	West Vi rgi ni a	54 74	146	H	Arkansas	71 60
								69	A	TCU	66 76	221	H	Texas Southern	72 37
								69	H	TCU	86 77	232	H	Southeast Mo. St.	51 50
								71	A	St. John's (NY)	53 65	251	A	Texas Tech	60 47
								92	A	Kansas St.	67 91	251	H	Texas Tech	56 68
								92	H	Kansas St.	59 63	256	H	Campbel l	66 48
								92	N	Kansas St.	63 72	279	H	UMKC	63 48
												331	H	Del aware St.	81 49
												341	A	Iona	72 58
LAST 12 Di vi si on I GAMES:															
				92	N	Kansas St.	63 72	34	H	Okl ahoma	52 72				
				104	H	Iowa St.	56 65	58	A	Okl ahoma St.	63 92				
				92	A	Kansas St.	67 91	12	H	Texas	41 55				
				58	H	Okl ahoma St.	66 59	92	H	Kansas St.	59 63				
				4	A	Bayl or	51 88	34	A	Okl ahoma	64 97				
				64	A	West Vi rgi ni a	46 76	69	A	TCU	66 76				

Non-Di v I Games:

Kansas

Loss, Non-Conf, S Site, H Home A Away N Neutral

Average RPI Win:	181	WON-LOST	WINNING	LAST 10	STRENGTH OF	OPP. STRENGTH	TEAM	ADJ.	CONF.	ADJ CONF.
Average RPI Loss:	42	RECORD	PCT. RANK	GAMES	SCHEDULE	OF SCHEDULE	RPI	RPI	RPI	RPI
DIV. I ONLY	16- 15	172	4- 6	32	65	92	92	4	4	
DIV. I NON-CONF.	8- 3	65	0- 0	99	251	76	76	5	5	

TOTALS	RPI 1-25	RPI 26-50	W-L RECORDS	RPI 51-100	RPI 101-999	RPI 201+				
16- 15	0- 7	0- 2	OVERALL	4- 4	12- 2	6- 0				
9- 7	0- 2	0- 1	HOME	2- 2	7- 2	4- 0				
5- 6	0- 3	0- 1	AWAY	1- 2	4- 0	2- 0				
2- 2	0- 2	0- 0	NEUTRAL	1- 0	1- 0	0- 0				
8- 3	0- 2	0- 0	NON-CONFERENCE	2- 0	6- 1	4- 0				
6- 1	0- 0	0- 0	HOME	1- 0	5- 1	3- 0				
1- 1	0- 1	0- 0	AWAY	0- 0	1- 0	1- 0				
1- 1	0- 1	0- 0	NEUTRAL	1- 0	0- 0	0- 0				
8- 12	0- 5	0- 2	CONFERENCE	2- 4	6- 1	2- 0				
3- 6	0- 2	0- 1	HOME	1- 2	2- 1	1- 0				
4- 5	0- 2	0- 1	AWAY	1- 2	3- 0	1- 0				
1- 1	0- 1	0- 0	NEUTRAL	0- 0	1- 0	0- 0				

RPI 1-25				RPI 26-50				RPI 51-100				RPI 101+			
RPI	S	Opponent	Score	RPI	S	Opponent	Score	RPI	S	Opponent	Score	RPI	S	Opponent	Score
4	A	Bayl or	50 75	34	A	Okl ahoma	49 68	58	A	Okl ahoma St.	68 76	104	A	Iowa St.	67 60
4	H	Bayl or	58 88	34	H	Okl ahoma	71 76	58	H	Okl ahoma St.	80 64	104	H	Iowa St.	45 80
4	N	Bayl or	54 83					64	A	West Vi rgi ni a	60 52	113	H	SFA	74 49
10	N	UCLA	55 64					64	H	West Vi rgi ni a	66 75	135	H	UNI	71 72
12	A	Texas	54 76					69	A	TCU	70 87	170	H	UT Ar lington	70 56
12	H	Texas	64 75					69	H	TCU	63 68	183	A	Kansas	63 59
23	A	Mi ssouri	59 73					93	N	Penn St.	70 65	183	H	Kansas	91 67
								95	H	Little Rock	66 51	183	N	Kansas	72 63
												224	A	North Texas	55 54
												243	H	Omaha	81 60
												251	A	Texas Tech	86 63
												251	H	Texas Tech	83 69
												337	H	Flori da A&M	81 57
												346	H	Chi cago St.	99 51

LAST 12 Di vi si on I GAMES:															
		4 N Bayl or	54 83			12 A Texas	54 76								
		183 N Kansas	72 63			251 H Texas Tech	83 69								
		251 A Texas Tech	86 63			104 H Iowa St.	45 80								
		183 H Kansas	91 67			34 A Okl ahoma	49 68								
		64 H West Vi rgi ni a	66 75			183 A Kansas	63 59								
		69 A TCU	70 87			69 H TCU	63 68								

Non-Di v I Games:

Kansas St.

Average RPI Win:	292	WON-LOST	WINNING	LAST 10	STRENGTH OF	OPP. STRENGTH	TEAM	ADJ.	CONF.	ADJ CONF.
Average RPI Loss:	161	RECORD	PCT. RANK	GAMES	SCHEDULE	OF SCHEDULE	RPI	RPI	RPI	RPI
DIV. I ONLY	6- 19	304	2- 8	259	219	301	301	23	23	
DIV. I NON-CONF.	3- 7	254	0- 0	264	83	251	251	22	22	

TOTALS	RPI 1-25	RPI 26-50	W-L RECORDS	RPI 51-100	RPI 101-999	RPI 201+				
6- 19	0- 1	0- 0	OVERALL	0- 7	6- 11	5- 6				
3- 6	0- 0	0- 0	HOME	0- 2	3- 4	2- 3				
3- 11	0- 0	0- 0	AWAY	0- 4	3- 7	3- 3				
0- 2	0- 1	0- 0	NEUTRAL	0- 1	0- 0	0- 0				
3- 7	0- 1	0- 0	NON-CONFERENCE	0- 2	3- 4	3- 0				
1- 1	0- 0	0- 0	HOME	0- 0	1- 1	1- 0				
2- 4	0- 0	0- 0	AWAY	0- 1	2- 3	2- 0				
0- 2	0- 1	0- 0	NEUTRAL	0- 1	0- 0	0- 0				
3- 12	0- 0	0- 0	CONFERENCE	0- 5	3- 7	2- 6				
2- 5	0- 0	0- 0	HOME	0- 2	2- 3	1- 3				
1- 7	0- 0	0- 0	AWAY	0- 3	1- 4	1- 3				
0- 0	0- 0	0- 0	NEUTRAL	0- 0	0- 0	0- 0				

RPI 1-25				RPI 26-50				RPI 51-100				RPI 101+ Team's RPI: 301			
RPI	S	Opponent	Score	RPI	S	Opponent	Score	RPI	S	Opponent	Score	RPI	S	Opponent	Score
16	N	Maryland	35 89					52	A	FGCU	51 78	161	A	Ole Miss	63 92
								52	H	FGCU	57 78	166	A	Clemson	28 41
								68	A	Georgi a Tech	48 86	189	A	Furman	59 78
								73	N	Maine	39 75	192	H	East Carolina	56 66
								98	A	Jacksonville	49 84	197	A	Stetson	53 96
								98	A	Jacksonville	52 79	197	H	Stetson	66 49
								98	H	Jacksonville	49 67	240	A	North Florida	72 77
												240	H	North Florida	44 68
												245	A	Presbyterian	60 51
												260	A	Lipscomb	52 69
												260	H	Lipscomb	62 64
												302	A	USC Upstate	61 65
												302	H	USC Upstate	64 70
												305	H	Georgia St.	71 61
												327	A	Ga. Southern	60 58
												339	A	NJIT	61 58
												339	H	NJIT	80 65

LAST 12 Division I GAMES:															
				98	A	Jacksonville	52 79	339	A	NJIT	61 58				
				260	A	Lipscomb	52 69	302	H	USC Upstate	64 70				
				52	A	FGCU	51 78	339	H	NJIT	80 65				
				197	A	Stetson	53 96	302	A	USC Upstate	61 65				
				240	H	North Florida	44 68	197	H	Stetson	66 49				
				98	H	Jacksonville	49 67	52	H	FGCU	57 78				

Non-Div I Games: Middle Ga. St. 81 65

Kennesaw St.

Average RPI Win:	204	WON-LOST	WINNING	LAST 10	STRENGTH OF	OPP. STRENGTH	TEAM	ADJ.	CONF.	ADJ CONF.
Average RPI Loss:	84	RECORD	PCT. RANK	GAMES	SCHEDULE	OF SCHEDULE	RPI	RPI	RPI	RPI
DIV. I ONLY	13- 18	221	3- 7	95	90	149	149	8	8	
DIV. I NON-CONF.	7- 5	132	0- 0	122	117	95	95	8	8	

TOTALS	RPI 1-25	RPI 26-50	W-L RECORDS	RPI 51-100	RPI 101-999	RPI 201+				
13- 18	0- 4	0- 3	OVERALL	2- 4	11- 7	6- 2				
4- 7	0- 1	0- 1	HOME	0- 2	4- 3	3- 0				
7- 8	0- 0	0- 0	AWAY	2- 0	5- 2	2- 0				
2- 3	0- 1	0- 1	NEUTRAL	0- 1	2- 0	1- 0				
7- 5	0- 1	0- 2	NON-CONFERENCE	0- 2	7- 0	4- 0				
1- 1	0- 0	0- 0	HOME	0- 1	1- 0	1- 0				
4- 1	0- 0	0- 1	AWAY	0- 0	4- 0	2- 0				
2- 3	0- 1	0- 1	NEUTRAL	0- 1	2- 0	1- 0				
6- 13	0- 3	0- 1	CONFERENCE	2- 2	4- 7	2- 2				
3- 6	0- 1	0- 1	HOME	0- 1	3- 3	2- 0				
3- 7	0- 2	0- 0	AWAY	2- 1	1- 4	0- 2				
0- 0	0- 0	0- 0	NEUTRAL	0- 0	0- 0	0- 0				

RPI 1-25				RPI 26-50				RPI 51-100				RPI 101+ Team's RPI: 149			
RPI	S	Opponent	Score	RPI	S	Opponent	Score	RPI	S	Opponent	Score	RPI	S	Opponent	Score
13	N	Stanford	54 79	32	N	Gonzaga	57 77	52	N	FGCU	62 80	101	A	Ohio	78 79
19	A	Buffalo	42 80	37	H	Bail St.	58 79	81	A	Miami (OH)	35 58	101	H	Ohio	65 78
19	H	Buffalo	51 81	39	A	Mi chi gan	41 54	81	H	Miami (OH)	59 65	105	H	Western Mi ch.	61 66
20	A	Central Mich.	84 88					84	A	Tol edo	80 76	133	A	Robert Morris	46 31
								84	A	Tol edo	62 55	142	A	Youngstown St.	55 44
								86	H	Wright St.	60 72	147	A	Northern Ill.	79 81
												147	H	Northern Ill.	62 72
												191	N	Memphi s	70 55
												201	A	Eastern Mi ch.	67 60
												201	H	Eastern Mi ch.	76 69
												206	A	Bowl ing Green	50 60
												206	H	Bowl ing Green	81 57
												220	A	Akron	60 75
												220	H	Akron	60 55
												254	A	Northern Ky.	59 54
												299	N	Southeastern La.	81 60
												315	A	Eastern Ky.	65 57
												326	H	Detroit Mercy	82 74

LAST 12 Division I GAMES:															
84	A	Tol edo	80 76	101	H	Ohio	65 78								
81	A	Miami (OH)	35 58	19	A	Buffalo	42 80								
19	H	Buffalo	51 81	147	H	Northern Ill.	62 72								
220	H	Akron	60 55	206	H	Bowl ing Green	81 57								
101	A	Ohio	78 79	220	A	Akron	60 75								
81	H	Miami (OH)	59 65	84	A	Tol edo	62 55								

Non-Div I Games:

Kent St.

Average RPI	Win: 195	WON-LOST RECORD	WINNING PCT. RANK	LAST 10 GAMES	STRENGTH OF SCHEDULE	OPP. STRENGTH OF SCHEDULE	TEAM RPI	ADJ. RPI	CONF. RPI	ADJ CONF. RPI
Average RPI	Loss: 32									
DIV. I ONLY	15- 17	199	4- 6	15	52	88	88	2	2	
DIV. I NON-CONF.	8- 6	143	0- 0	112	131	114	114	2	2	

TOTALS	RPI 1-25	RPI 26-50	W-L RECORDS	RPI 51-100	RPI 101-999	RPI 201+				
15- 17	0- 10	0- 4	OVERALL	3- 1	12- 2	6- 0				
9- 7	0- 4	0- 3	HOME	2- 0	7- 0	5- 0				
5- 9	0- 5	0- 1	AWAY	0- 1	5- 2	1- 0				
1- 1	0- 1	0- 0	NEUTRAL	1- 0	0- 0	0- 0				
8- 6	0- 2	0- 2	NON-CONFERENCE	0- 1	8- 1	6- 0				
6- 2	0- 1	0- 1	HOME	0- 0	6- 0	5- 0				
2- 4	0- 1	0- 1	AWAY	0- 1	2- 1	1- 0				
0- 0	0- 0	0- 0	NEUTRAL	0- 0	0- 0	0- 0				
7- 11	0- 8	0- 2	CONFERENCE	3- 0	4- 1	0- 0				
3- 5	0- 3	0- 2	HOME	2- 0	1- 0	0- 0				
3- 5	0- 4	0- 0	AWAY	0- 0	3- 1	0- 0				
1- 1	0- 1	0- 0	NEUTRAL	1- 0	0- 0	0- 0				

RPI 1-25				RPI 26-50				RPI 51-100				RPI 101+			
RPI	S	Opponent	Score	RPI	S	Opponent	Score	RPI	S	Opponent	Score	RPI	S	Opponent	Score
3	H	Louisville	63 87	26	H	Georgia	42 56	52	A	FGCU	64 70	103	A	Middle Tenn.	57 62
4	A	Baylor	63 90	27	H	LSU	70 72	94	H	Alabama	79 54	112	A	Washington St.	73 68
5	A	Mississippi St.	55 74	43	H	California	52 62	94	N	Alabama	71 64	146	A	Arkansas	76 65
5	H	Mississippi St.	63 85	50	A	Miami (FL)	54 65	100	H	Auburn	65 48	146	H	Arkansas	78 57
5	N	Mississippi St.	58 81									150	A	Vanderbilt	55 70
9	H	Tennessee	49 63									161	A	Ole Miss	79 71
11	A	South Carolina	63 81									175	A	Florida	56 53
11	H	South Carolina	64 81									190	H	Morehead St.	86 53
15	A	Texas A&M	70 74									228	H	Gardner-Webb	72 34
23	A	Missouri	78 83									236	A	Montana	71 54

Team's RPI: 88															
LAST 12 Division I GAMES:															
5	N	Mississippi St.	58 81	5	A	Mississippi St.	55 74	23	A	Missouri	78 83	27	H	LSU	70 72
94	N	Alabama	71 64	23	A	Missouri	78 83	27	H	LSU	70 72	100	H	Auburn	65 48
5	H	Mississippi St.	63 85	27	H	LSU	70 72	100	H	Auburn	65 48	146	A	Arkansas	76 65
161	A	Ole Miss	79 71	100	H	Auburn	65 48	146	A	Arkansas	76 65	94	H	Alabama	79 54
11	A	South Carolina	63 81	146	A	Arkansas	76 65	94	H	Alabama	79 54				
146	H	Arkansas	78 57												

Non-Div I Games:

Kentucky

Average RPI Win:	297	WON-LOST	WINNING	LAST 10	STRENGTH OF	OPP. STRENGTH	TEAM	ADJ.	CONF.	ADJ CONF.
Average RPI Loss:	187	RECORD	PCT. RANK	GAMES	SCHEDULE	OF SCHEDULE	RPI	RPI	RPI	RPI
DIV. I ONLY	12- 17	226	4- 6	306	328	271	271	29	29	
DIV. I NON-CONF.	4- 7	226	0- 0	276	309	266	266	29	29	

TOTALS	RPI 1-25	RPI 26-50	W-L RECORDS	RPI 51-100	RPI 101-999	RPI 201+				
12- 17	0- 0	0- 1	OVERALL	0- 1	12- 15	12- 8				
7- 7	0- 0	0- 1	HOME	0- 1	7- 5	7- 3				
5- 10	0- 0	0- 0	AWAY	0- 0	5- 1	5- 1				
0- 0	0- 0	0- 0	NEUTRAL	0- 0	0- 0	0- 0				
4- 7	0- 0	0- 1	NON-CONFERENCE	0- 1	4- 5	4- 2				
2- 3	0- 0	0- 1	HOME	0- 1	2- 1	2- 1				
2- 4	0- 0	0- 0	AWAY	0- 0	2- 4	2- 1				
0- 0	0- 0	0- 0	NEUTRAL	0- 0	0- 0	0- 0				
8- 10	0- 0	0- 0	CONFERENCE	0- 0	8- 10	8- 6				
5- 4	0- 0	0- 0	HOME	0- 0	5- 4	5- 2				
3- 6	0- 0	0- 0	AWAY	0- 0	3- 6	3- 4				
0- 0	0- 0	0- 0	NEUTRAL	0- 0	0- 0	0- 0				

RPI 1-25				RPI 26-50				RPI 51-100				RPI 101+ Team's RPI: 271			
RPI	S	Opponent	Score	RPI	S	Opponent	Score	RPI	S	Opponent	Score	RPI	S	Opponent	Score
				39	H	Michigan	49 86	76	H	Navy	47 79	108	A	George Mason	70 73
												119	A	Saint Francis (PA)	71 101
												119	H	Saint Francis (PA)	54 85
												125	A	Yale	51 62
												133	A	Robert Morris	53 60
												133	H	Robert Morris	44 55
												152	A	Army West Point	37 71
												207	H	Lehigh	72 69
												235	A	Lafayette	53 69
												253	A	Sacred Heart	43 63
												253	H	Sacred Heart	46 50
												261	H	Manhattan	38 72
												265	A	St. Francis Brooklyn	54 64
												265	H	St. Francis Brooklyn	61 59
												286	A	Fairleigh Dickinson	62 53
												286	H	Fairleigh Dickinson	49 61
												291	A	Central Conn. St.	61 54
												291	H	Central Conn. St.	63 57
												293	A	Mt. St. Mary's	61 59
												293	H	Mt. St. Mary's	53 48
												295	A	Bryant	56 75
												295	H	Bryant	69 61
												323	A	UMBC	66 52
												329	A	Wagner	44 52
												329	H	Wagner	74 69
												339	A	NJIT	67 49
												347	H	Saint Peter's	57 46
LAST 12 Division I GAMES:															
291	H	Central Conn. St.	63 57	133	H	Robert Morris	44 55								
295	H	Bryant	69 61	329	A	Wagner	44 52								
253	A	Sacred Heart	43 63	293	A	Mt. St. Mary's	61 59								
286	A	Fairleigh Dickinson	62 53	286	H	Fairleigh Dickinson	49 61								
265	A	St. Francis Brooklyn	54 64	253	H	Sacred Heart	46 50								
119	H	Saint Francis (PA)	54 85	291	A	Central Conn. St.	61 54								

Non-Div I Games:

LIU Brooklyn

Average RPI Win:	137	WON-LOST	WINNING	LAST 10	STRENGTH OF	OPP. STRENGTH	TEAM	ADJ.	CONF.	ADJ CONF.
Average RPI Loss:	34	RECORD	PCT. RANK	GAMES	SCHEDULE	OF SCHEDULE	RPI	RPI	RPI	RPI
DIV. I ONLY	19- 9	75	7- 3	38	14	27	27	2	2	
DIV. I NON-CONF.	8- 3	65	0- 0	123	70	48	48	2	2	

TOTALS	RPI 1-25	RPI 26-50	W-L RECORDS	RPI 51-100	RPI 101-999	RPI 201+				
19- 9	3- 6	1- 1	OVERALL	4- 2	11- 0	4- 0				
11- 1	2- 1	1- 0	HOME	2- 0	6- 0	3- 0				
7- 6	1- 3	0- 1	AWAY	2- 2	4- 0	1- 0				
1- 2	0- 2	0- 0	NEUTRAL	0- 0	1- 0	0- 0				
8- 3	0- 2	0- 1	NON-CONFERENCE	1- 0	7- 0	4- 0				
4- 0	0- 0	0- 0	HOME	0- 0	4- 0	3- 0				
3- 2	0- 1	0- 1	AWAY	1- 0	2- 0	1- 0				
1- 1	0- 1	0- 0	NEUTRAL	0- 0	1- 0	0- 0				
11- 6	3- 4	1- 0	CONFERENCE	3- 2	4- 0	0- 0				
7- 1	2- 1	1- 0	HOME	2- 0	2- 0	0- 0				
4- 4	1- 2	0- 0	AWAY	1- 2	2- 0	0- 0				
0- 1	0- 1	0- 0	NEUTRAL	0- 0	0- 0	0- 0				

RPI 1-25				RPI 26-50				RPI 51-100				RPI 101+			
RPI	S	Opponent	Score	RPI	S	Opponent	Score	RPI	S	Opponent	Score	RPI	S	Opponent	Score
5	H	Mississippi St.	70 83	26	H	Georgia	71 60	88	A	Kentucky	72 70	120	N	Saint Louis	71 59
9	H	Tennessee	70 59	38	A	Northern Colo.	50 58	94	A	Alabama	51 65	122	A	Tulane	73 50
11	A	South Carolina	48 57					94	H	Alabama	79 78	146	A	Arkansas	62 57
12	N	Texas	66 75					95	A	Little Rock	56 37	150	H	Vanderbilt	85 65
14	A	South Fla.	55 61					100	A	Auburn	62 70	161	H	Ole Miss	84 55
15	A	Texas A&M	59 69					100	H	Auburn	59 56	164	H	Louisiana	60 45
15	H	Texas A&M	80 78									175	A	Florida	66 59
15	N	Texas A&M	69 75									229	H	Nicholls St.	65 50
23	A	Missouri	69 65									251	A	Texas Tech	48 40
												299	H	Southeastern La.	84 56
												335	H	Sam Houston St.	71 58

LAST 12 Division I GAMES:															
15	N	Texas A&M	69 75	100	A	Auburn	62 70								
94	H	Alabama	79 78	88	A	Kentucky	72 70								
11	A	South Carolina	48 57	26	H	Georgia	71 60								
146	A	Arkansas	62 57	9	H	Tennessee	70 59								
161	H	Ole Miss	84 55	15	A	Texas A&M	59 69								
15	H	Texas A&M	80 78	100	H	Auburn	59 56								

Non-Div I Games:

LSU

Average RPI Win:	208	WON-LOST	WINNING	LAST 10	STRENGTH OF	OPP. STRENGTH	TEAM	ADJ.	CONF.	ADJ CONF.
Average RPI Loss:	139	RECORD	PCT. RANK	GAMES	SCHEDULE	OF SCHEDULE	RPI	RPI	RPI	RPI
DIV. I ONLY	8- 22	288	1- 9	117	147	246	246	13	13	
DIV. I NON-CONF.	5- 8	220	0- 0	104	196	158	158	10	10	

TOTALS	RPI 1-25	RPI 26-50	W-L RECORDS	RPI 51-100	RPI 101-999	RPI 201+				
8- 22	0- 0	0- 3	OVERALL	1- 6	7- 13	5- 5				
4- 8	0- 0	0- 2	HOME	1- 0	3- 6	2- 1				
3- 14	0- 0	0- 1	AWAY	0- 6	3- 7	3- 4				
1- 0	0- 0	0- 0	NEUTRAL	0- 0	1- 0	0- 0				
5- 8	0- 0	0- 2	NON-CONFERENCE	1- 2	4- 4	3- 3				
1- 3	0- 0	0- 1	HOME	1- 0	0- 2	0- 1				
3- 5	0- 0	0- 1	AWAY	0- 2	3- 2	3- 2				
1- 0	0- 0	0- 0	NEUTRAL	0- 0	1- 0	0- 0				
3- 14	0- 0	0- 1	CONFERENCE	0- 4	3- 9	2- 2				
3- 5	0- 0	0- 1	HOME	0- 0	3- 4	2- 0				
0- 9	0- 0	0- 0	AWAY	0- 4	0- 5	0- 2				
0- 0	0- 0	0- 0	NEUTRAL	0- 0	0- 0	0- 0				

RPI 1-25				RPI 26-50				RPI 51-100				RPI 101+				Team's RPI: 246
RPI	S	Opponent	Score	RPI	S	Opponent	Score	RPI	S	Opponent	Score	RPI	S	Opponent	Score	
28	H	Villanova	49 76	51	A	Harvard	61 70	108	A	George Mason	55 65					
33	H	Dayton	47 76	55	A	American	48 66	108	H	George Mason	56 69					
44	A	Drexel	54 79	62	H	Penn	66 59	120	H	Saint Louis	87 76					
				72	A	Duquesne	50 78	134	A	Saint Joseph's	49 70					
				75	A	George Washington	49 69	134	H	Saint Joseph's	64 75					
				75	A	George Washington	45 60	173	N	New Hampshire	59 51					
				85	A	Fordham	45 66	182	H	Temple	52 69					
								187	H	Davidson	51 58					
								195	A	Richmond	51 77					
								195	H	Richmond	57 60					
								203	A	Wisconsin	60 71					
								207	A	Lehigh	69 61					
								224	A	North Texas	44 70					
								235	A	Lafayette	74 47					
								252	H	Rider	55 76					
								257	H	St. Bonaventure	66 63					
								276	A	Massachusetts	66 69					
								281	H	VCU	62 57					
								331	A	Delaware St.	71 48					
								334	A	Rhode Island	63 72					
LAST 12 Division I GAMES:																
75	A	George Washington	49 69	120	H	Saint Louis	87 76									
108	A	George Mason	55 65	276	A	Massachusetts	66 69									
187	H	Davidson	51 58	75	A	George Washington	45 60									
134	A	Saint Joseph's	49 70	134	H	Saint Joseph's	64 75									
85	A	Fordham	45 66	281	H	VCU	62 57									
195	H	Richmond	57 60	334	A	Rhode Island	63 72									

Non-Div I Games:

La Salle

Average RPI Win:	268	WON-LOST	WINNING	LAST 10	STRENGTH OF	OPP. STRENGTH	TEAM	ADJ.	CONF.	ADJ CONF.
Average RPI Loss:	184	RECORD	PCT. RANK	GAMES	SCHEDULE	OF SCHEDULE	RPI	RPI	RPI	RPI
DIV. I ONLY	2- 25	343	0- 10	182	293	338	338	22	22	
DIV. I NON-CONF.	1- 8	313	0- 0	252	321	338	338	23	23	

TOTALS	RPI 1-25	RPI 26-50	W-L RECORDS	RPI 51-100	RPI 101-999	RPI 201+				
2- 25	0- 0	0- 0	OVERALL	0- 4	2- 21	2- 9				
2- 10	0- 0	0- 0	HOME	0- 1	2- 9	2- 4				
0- 15	0- 0	0- 0	AWAY	0- 1	0- 4	0- 1				
0- 0	0- 0	0- 0	NEUTRAL	0- 0	0- 0	0- 0				
1- 8	0- 0	0- 0	NON-CONFERENCE	0- 2	1- 6	1- 4				
1- 2	0- 0	0- 0	HOME	0- 0	1- 2	1- 2				
0- 6	0- 0	0- 0	AWAY	0- 2	0- 4	0- 2				
0- 0	0- 0	0- 0	NEUTRAL	0- 0	0- 0	0- 0				
1- 17	0- 0	0- 0	CONFERENCE	0- 2	1- 15	1- 5				
1- 8	0- 0	0- 0	HOME	0- 1	1- 7	1- 2				
0- 9	0- 0	0- 0	AWAY	0- 1	0- 8	0- 3				
0- 0	0- 0	0- 0	NEUTRAL	0- 0	0- 0	0- 0				

RPI 1-25				RPI 26-50				RPI 51-100				RPI 101+ Team's RPI : 338					
RPI	S	Opponent	Score	RPI	S	Opponent	Score	RPI	S	Opponent	Score	RPI	S	Opponent	Score		
								58	A	Oklahoma St.	58	112	107	A	Rice	47	63
								95	A	Little Rock	37	57	124	A	Louisiana Tech	49	71
								95	H	Little Rock	47	71	137	A	Texas St.	52	86
								100	A	Auburn	41	67	137	H	Texas St.	45	81
													164	A	Louisiana	55	63
													164	H	Louisiana	48	76
													165	A	South Ala.	55	72
													165	H	South Ala.	60	67
													170	A	UT Arlington	61	70
													170	H	UT Arlington	53	80
													180	A	Troy	62	94
													180	H	Troy	79	86
													209	A	Arkansas St.	62	76
													209	H	Arkansas St.	73	80
													222	H	New Orleans	51	89
													227	H	Coastal Caro.	62	56
													230	A	Grambling	52	61
													274	H	Appalachian St.	67	71
													278	A	McNeese	61	65
													305	A	Georgia St.	57	70
													309	H	Houston Baptist	77	73
													327	A	Ga. Southern	45	75
													336	H	Northwestern St.	48	70
LAST 12 Division I GAMES:																	
209	H	Arkansas St.	73	80	305	A	Georgia St.	57	70								
95	H	Little Rock	47	71	327	A	Ga. Southern	45	75								
180	A	Troy	62	94	164	H	Louisiana	48	76								
165	A	South Ala.	55	72	165	H	South Ala.	60	67								
137	H	Texas St.	45	81	180	H	Troy	79	86								
170	H	UT Arlington	53	80	170	A	UT Arlington	61	70								

Non-Div I Games: Millsaps 73 41 Centenary (LA) 90 53

La. -Monroe

Average RPI Win: 255	WON-LOST RECORD	WINNING PCT. RANK	LAST 10 GAMES	STRENGTH OF SCHEDULE	OPP. STRENGTH OF SCHEDULE	TEAM RPI	ADJ. RPI	CONF. RPI	ADJ CONF. RPI
Average RPI Loss: 137									
DIV. I ONLY	11- 19	243	3- 7	148	230	235	235	15	15
DIV. I NON-CONF.	4- 6	214	0- 0	213	325	241	241	18	18

TOTALS	RPI 1-25	RPI 26-50	W-L RECORDS	RPI 51-100	RPI 101-999	RPI 201+			
11- 19	0- 0	0- 2	OVERALL	0- 8	11- 9	11- 6			
7- 8	0- 0	0- 1	HOME	0- 3	7- 4	7- 3			
4- 11	0- 0	0- 1	AWAY	0- 5	4- 5	4- 3			
0- 0	0- 0	0- 0	NEUTRAL	0- 0	0- 0	0- 0			
4- 6	0- 0	0- 2	NON-CONFERENCE	0- 1	4- 3	4- 2			
3- 2	0- 0	0- 1	HOME	0- 0	3- 1	3- 1			
1- 4	0- 0	0- 1	AWAY	0- 1	1- 2	1- 1			
0- 0	0- 0	0- 0	NEUTRAL	0- 0	0- 0	0- 0			
7- 13	0- 0	0- 0	CONFERENCE	0- 7	7- 6	7- 4			
4- 6	0- 0	0- 0	HOME	0- 3	4- 3	4- 2			
3- 7	0- 0	0- 0	AWAY	0- 4	3- 3	3- 2			
0- 0	0- 0	0- 0	NEUTRAL	0- 0	0- 0	0- 0			

RPI	S	Opponent	Score	RPI	S	Opponent	Score	RPI	S	Opponent	Score	RPI	S	Opponent	Score	Team's RPI: 235
29	H	Princeton	45 53	55	A	American	35 55	133	A	Robert Morris	42 63					
44	A	Drexel	37 52	55	A	American	66 74	152	A	Army West Point	39 48					
				55	H	American	67 74	152	H	Army West Point	60 65					
				62	A	Penn	42 55	207	A	Lehigh	45 70					
				76	A	Navy	59 65	207	H	Lehigh	62 72					
				76	H	Navy	43 59	231	A	Boston U.	47 45					
				90	A	Bucknell I	53 83	231	H	Boston U.	44 41					
				90	H	Bucknell I	57 80	231	H	Boston U.	66 61					
								234	A	Loyol a Maryland	73 64					
								234	H	Loyol a Maryland	65 54					
								238	A	Hol y Cross	69 65					
								238	H	Hol y Cross	56 69					
								246	H	La Sal l e	47 74					
								252	H	Ri der	60 45					
								263	A	Cornel l	59 58					
								271	H	LIU Brookl yn	69 53					
								288	A	Col gate	55 60					
								288	H	Col gate	63 48					
								329	H	Wagner	70 52					
								347	A	Saint Peter's	61 64					
LAST 12 Division I GAMES:																
55	A	American	35 55	76	H	Navy	43 59									
231	H	Boston U.	66 61	234	A	Loyol a Maryland	73 64									
288	A	Col gate	55 60	152	A	Army West Point	39 48									
207	H	Lehigh	62 72	90	H	Bucknell I	57 80									
231	H	Boston U.	44 41	238	H	Hol y Cross	56 69									
55	A	American	66 74	231	A	Boston U.	47 45									

Non-Div I Games:

Lafayette

Average RPI Win:	257	WON-LOST	WINNING	LAST 10	STRENGTH OF	OPP. STRENGTH	TEAM	ADJ.	CONF.	ADJ CONF.
Average RPI Loss:	109	RECORD	PCT. RANK	GAMES	SCHEDULE	OF SCHEDULE	RPI	RPI	RPI	RPI
DIV. I ONLY	18- 6	45	10- 0	267	254	91	91	26	26	
DIV. I NON-CONF.	1- 5	300	0- 0	39	14	193	193	26	26	

TOTALS	RPI 1-25	RPI 26-50	W-L RECORDS	RPI 51-100	RPI 101-999	RPI 201+				
18- 6	0- 1	0- 0	OVERALL	0- 2	18- 3	15- 0				
9- 0	0- 0	0- 0	HOME	0- 0	9- 0	8- 0				
8- 5	0- 1	0- 0	AWAY	0- 2	8- 2	7- 0				
1- 1	0- 0	0- 0	NEUTRAL	0- 0	1- 1	0- 0				
1- 5	0- 1	0- 0	NON-CONFERENCE	0- 2	1- 2	0- 0				
0- 0	0- 0	0- 0	HOME	0- 0	0- 0	0- 0				
0- 4	0- 1	0- 0	AWAY	0- 2	0- 1	0- 0				
1- 1	0- 0	0- 0	NEUTRAL	0- 0	1- 1	0- 0				
17- 1	0- 0	0- 0	CONFERENCE	0- 0	17- 1	15- 0				
9- 0	0- 0	0- 0	HOME	0- 0	9- 0	8- 0				
8- 1	0- 0	0- 0	AWAY	0- 0	8- 1	7- 0				
0- 0	0- 0	0- 0	NEUTRAL	0- 0	0- 0	0- 0				

RPI 1-25				RPI 26-50				RPI 51-100 Team's RPI: 91				RPI 101+			
RPI	S	Opponent	Score	RPI	S	Opponent	Score	RPI	S	Opponent	Score	RPI	S	Opponent	Score
4	A	Baylor	62 121					61	A	Purdue	64 79	113	A	SFA	75 58
								82	A	New Mexico	58 90	113	H	SFA	79 65
												127	A	Central Ark.	39 51
												147	N	Northern Ill.	90 80
												183	A	Pacific	75 80
												199	N	North Dakota	70 73
												222	H	New Orleans	100 77
												223	A	A&M-Corpus Christi	70 31
												223	H	A&M-Corpus Christi	65 59
												229	A	Nicholls St.	76 61
												255	H	Abilene Christian	77 71
												278	A	McNeese	81 72
												278	H	McNeese	83 58
												299	A	Southeastern La.	75 58
												309	A	Houston Baptist	79 51
												309	H	Houston Baptist	90 55
												311	A	Incarnate Word	71 47
												311	H	Incarnate Word	77 54
												335	A	Sam Houston St.	68 44
												335	H	Sam Houston St.	91 44
												336	H	Northwestern St.	71 44
LAST 12 Division I GAMES:															
278	A	McNeese	81 72	336	H	Northwestern St.	71 44								
113	A	SFA	75 58	113	H	SFA	79 65								
309	H	Houston Baptist	90 55	255	H	Abilene Christian	77 71								
223	H	A&M-Corpus Christi	65 59	278	H	McNeese	83 58								
311	A	Incarnate Word	71 47	229	A	Nicholls St.	76 61								
335	A	Sam Houston St.	68 44	335	H	Sam Houston St.	91 44								

Non-Div I Games: Howard Payne 101 37 Schreiner 116 37 Louisiana Col. 93 62 S' western Assemblies 92 49 Lamar University

Average RPI Win: 230

Average RPI Loss: 161

WON-LOST
RECORDWINNING
PCT. RANKLAST 10
GAMESSTRENGTH OF
SCHEDULEOPP. STRENGTH
OF SCHEDULETEAM
RPIADJ.
RPICONF.
RPIADJ CONF.
RPI

DIV. I ONLY	14- 15	189	3- 7	231	206	207	207	15	15
DIV. I NON-CONF.	5- 5	170	0- 0	323	288	246	246	18	18
TOTALS	RPI 1-25	RPI 26-50	W-L RECORDS	RPI 51-100	RPI 101-999	RPI 201+			
14- 15	0- 0	0- 2	OVERALL	2- 4	12- 9	11- 7			
9- 5	0- 0	0- 0	HOME	2- 1	7- 4	6- 3			
5- 9	0- 0	0- 1	AWAY	0- 3	5- 5	5- 4			
0- 1	0- 0	0- 1	NEUTRAL	0- 0	0- 0	0- 0			
5- 5	0- 0	0- 2	NON-CONFERENCE	0- 0	5- 3	5- 3			
3- 1	0- 0	0- 0	HOME	0- 0	3- 1	3- 1			
2- 3	0- 0	0- 1	AWAY	0- 0	2- 2	2- 2			
0- 1	0- 0	0- 1	NEUTRAL	0- 0	0- 0	0- 0			
9- 10	0- 0	0- 0	CONFERENCE	2- 4	7- 6	6- 4			
6- 4	0- 0	0- 0	HOME	2- 1	4- 3	3- 2			
3- 6	0- 0	0- 0	AWAY	0- 3	3- 3	3- 2			
0- 0	0- 0	0- 0	NEUTRAL	0- 0	0- 0	0- 0			

RPI	S	Opponent	Score	RPI	S	Opponent	Score	RPI	S	Opponent	Score	RPI	S	Opponent	Score	Team's RPI: 207
28	N	Villanova	42 62	55	A	American	64 82	152	A	Army West Point	50 55					
41	A	Minnesota	73 107	55	H	American	44 60	152	H	Army West Point	60 62					
				76	A	Navy	50 53	152	H	Army West Point	59 55					
				76	H	Navy	66 63	231	A	Boston U.	65 56					
				90	A	Bucknell I	52 59	231	H	Boston U.	74 58					
				90	H	Bucknell I	66 62	234	A	Loyola Maryland	64 67					
								234	H	Loyola Maryland	64 55					
								235	A	Lafayette	72 62					
								235	H	Lafayette	70 45					
								238	A	Holy Cross	49 54					
								238	H	Holy Cross	62 65					
								246	H	La Salle	61 69					
								253	A	Sacred Heart	55 65					
								263	A	Cornell	62 57					
								271	A	LIU Brooklyn	69 72					
								273	H	Fairfield	56 53					
								283	A	Monmouth	75 57					
								288	A	Colgate	59 51					
								288	H	Colgate	48 54					
								293	H	Mt. St. Mary's	75 71					
								339	H	NJIT	64 50					
LAST 12 Division I GAMES:																
152	H	Army West Point	60 62	55	H	American	44 60									
238	H	Holy Cross	62 65	90	A	Bucknell I	52 59									
235	A	Lafayette	72 62	231	A	Boston U.	65 56									
234	H	Loyola Maryland	64 55	76	A	Navy	50 53									
152	A	Army West Point	50 55	234	A	Loyola Maryland	64 67									
288	H	Colgate	48 54	152	H	Army West Point	59 55									

Non-Div I Games: Mansfield 77 47

Lehigh

Average RPI Win: 262	WON-LOST RECORD	WINNING PCT. RANK	LAST 10 GAMES	STRENGTH OF SCHEDULE	OPP. STRENGTH OF SCHEDULE	TEAM RPI	ADJ. RPI	CONF. RPI	ADJ. CONF. RPI
Average RPI Loss: 105									
DIV. I ONLY	19- 9	75	9- 1	167	303	89	89	27	27
DIV. I NON-CONF.	3- 7	254	0- 0	37	133	142	142	28	28

TOTALS	RPI 1-25	RPI 26-50	W-L RECORDS	RPI 51-100	RPI 101-999	RPI 201+			
19- 9	0- 1	0- 2	OVERALL	0- 3	19- 3	15- 2			
10- 0	0- 0	0- 0	HOME	0- 0	10- 0	8- 0			
8- 7	0- 1	0- 1	AWAY	0- 2	8- 3	7- 2			
1- 2	0- 0	0- 1	NEUTRAL	0- 1	1- 0	0- 0			
3- 7	0- 1	0- 2	NON-CONFERENCE	0- 3	3- 1	2- 1			
1- 0	0- 0	0- 0	HOME	0- 0	1- 0	1- 0			
1- 5	0- 1	0- 1	AWAY	0- 2	1- 1	1- 1			
1- 2	0- 0	0- 1	NEUTRAL	0- 1	1- 0	0- 0			
16- 2	0- 0	0- 0	CONFERENCE	0- 0	16- 2	13- 1			
9- 0	0- 0	0- 0	HOME	0- 0	9- 0	7- 0			
7- 2	0- 0	0- 0	AWAY	0- 0	7- 2	6- 1			
0- 0	0- 0	0- 0	NEUTRAL	0- 0	0- 0	0- 0			

RPI S Opponent Score	RPI S Opponent Score	RPI S Opponent Score	RPI S Opponent Score
18 A Duke 51 68	38 N Northern Colo. 57 65	63 A James Madison 47 58	136 A Radford 45 52
	39 A Michigan 50 74	70 A Drake 68 96	136 H Radford 61 56
		78 N Houston 68 75	177 N Denver 82 69
			193 A High Point 65 42
			193 H High Point 57 49
			225 A UNC Asheville 41 48
			225 H UNC Asheville 53 48
			228 A Gardner-Webb 85 60
			228 H Gardner-Webb 59 41
			245 A Presbyterian 76 64
			245 H Presbyterian 63 55
			256 A Campbell 46 33
			256 H Campbell 60 42
			276 A Massachusetts 61 64
			282 A Old Dominion 63 55
			298 H Valparaiso 61 40
			324 A Charleston So. 95 57
			324 H Charleston So. 63 53
			343 A Longwood 63 51
			343 H Longwood 73 36
			344 A Winthrop 73 53
			344 H Winthrop 63 37
LAST 12 Division I GAMES:			
193 H High Point 57 49	256 A Campbell 46 33		
343 H Longwood 73 36	228 H Gardner-Webb 59 41		
324 A Charleston So. 95 57	245 H Presbyterian 63 55		
344 A Winthrop 73 53	193 A High Point 65 42		
225 H UNC Asheville 53 48	136 H Radford 61 56		
136 A Radford 45 52	343 A Longwood 63 51		

Non-Div I Games: Limestone 68 38 Shippensburg 105 43

Liberty

Average RPI Win: 300	WON-LOST RECORD	WINNING PCT. RANK	LAST 10 GAMES	STRENGTH OF SCHEDULE	OPP. STRENGTH OF SCHEDULE	TEAM RPI	ADJ. RPI	CONF. RPI	ADJ CONF. RPI
Average RPI Loss: 151									
DIV. I ONLY	12- 18	229	6- 4	288	256	260	260	23	23
DIV. I NON-CONF.	4- 11	279	0- 0	271	270	283	283	22	22

TOTALS	RPI 1-25	RPI 26-50	W-L RECORDS	RPI 51-100	RPI 101-999	RPI 201+			
12- 18	0- 0	0- 1	OVERALL	0- 6	12- 11	12- 4			
7- 7	0- 0	0- 0	HOME	0- 4	7- 3	7- 1			
5- 11	0- 0	0- 1	AWAY	0- 2	5- 8	5- 3			
0- 0	0- 0	0- 0	NEUTRAL	0- 0	0- 0	0- 0			
4- 11	0- 0	0- 1	NON-CONFERENCE	0- 2	4- 8	4- 3			
2- 4	0- 0	0- 0	HOME	0- 2	2- 2	2- 1			
2- 7	0- 0	0- 1	AWAY	0- 0	2- 6	2- 2			
0- 0	0- 0	0- 0	NEUTRAL	0- 0	0- 0	0- 0			
8- 7	0- 0	0- 0	CONFERENCE	0- 4	8- 3	8- 1			
5- 3	0- 0	0- 0	HOME	0- 2	5- 1	5- 0			
3- 4	0- 0	0- 0	AWAY	0- 2	3- 2	3- 1			
0- 0	0- 0	0- 0	NEUTRAL	0- 0	0- 0	0- 0			

RPI S Opponent Score	RPI S Opponent Score	RPI S Opponent Score	RPI S Opponent Score
	37 A Ball St. 46 84	52 A FGCU 52 88	103 A Middle Tenn. 48 72
		52 H FGCU 54 68	120 A Saint Louis 57 101
		57 H Belmont 59 91	123 A Butler 58 70
		94 H Alabama 51 73	150 A Vanderbilt 82 92
		98 A Jacksonville 48 70	190 H Morehead St. 55 75
		98 H Jacksonville 63 70	197 A Stetson 71 91
			197 H Stetson 55 59
			240 A North Florida 73 69
			240 H North Florida 78 57
			249 H Austin Peay 63 71
			262 A Col. of Charleston 69 85
			292 H Murray St. 65 64
			301 A Kennesaw St. 64 62
			301 H Kennesaw St. 69 52
			302 A USC Upstate 64 80
			302 H USC Upstate 97 78
			302 H USC Upstate 95 53
			311 A Tennessee Tech 61 57
			314 H Alabama A&M 66 50
			324 A Charleston So. 58 54
			330 A Tennessee St. 64 71
			339 A NJIT 74 58
			339 H NJIT 66 58
LAST 12 Division I GAMES:			
302 H USC Upstate 95 53	302 A USC Upstate 64 80		
301 H Kennesaw St. 69 52	339 H NJIT 66 58		
197 A Stetson 71 91	302 H USC Upstate 97 78		
52 A FGCU 52 88	339 A NJIT 74 58		
98 H Jacksonville 63 70	52 H FGCU 54 68		
240 H North Florida 78 57	197 H Stetson 55 59		

Non-Div I Games:

Lipscomb

Average RPI Win: 224	WON-LOST RECORD	WINNING PCT. RANK	LAST 10 GAMES	STRENGTH OF SCHEDULE	OPP. STRENGTH OF SCHEDULE	TEAM RPI	ADJ. RPI	CONF. RPI	ADJ CONF. RPI
Average RPI Loss: 96									
DIV. I ONLY	20- 9	68	9- 1	204	129	95	95	22	22
DIV. I NON-CONF.	3- 8	268	0- 0	31	5	191	191	23	23

TOTALS	RPI 1-25	RPI 26-50	W-L RECORDS	RPI 51-100	RPI 101-999	RPI 201+			
20- 9	0- 2	1- 1	OVERALL	1- 1	18- 5	12- 0			
12- 3	0- 0	1- 1	HOME	1- 0	10- 2	6- 0			
8- 6	0- 2	0- 0	AWAY	0- 1	8- 3	6- 0			
0- 0	0- 0	0- 0	NEUTRAL	0- 0	0- 0	0- 0			
3- 8	0- 2	1- 1	NON-CONFERENCE	1- 1	1- 4	0- 0			
3- 3	0- 0	1- 1	HOME	1- 0	1- 2	0- 0			
0- 5	0- 2	0- 0	AWAY	0- 1	0- 2	0- 0			
0- 0	0- 0	0- 0	NEUTRAL	0- 0	0- 0	0- 0			
17- 1	0- 0	0- 0	CONFERENCE	0- 0	17- 1	12- 0			
9- 0	0- 0	0- 0	HOME	0- 0	9- 0	6- 0			
8- 1	0- 0	0- 0	AWAY	0- 0	8- 1	6- 0			
0- 0	0- 0	0- 0	NEUTRAL	0- 0	0- 0	0- 0			

RPI 1-25				RPI 26-50				RPI 51-100				Team's RPI: 95				RPI 101+			
RPI	S	Opponent	Score	RPI	S	Opponent	Score	RPI	S	Opponent	Score	RPI	S	Opponent	Score	RPI	S	Opponent	Score
5	A	Mississippi St.	48 86	27	H	LSU	37 56	92	A	Kansas St.	51 66	107	A	Rice	51 58				
15	A	Texas A&M	49 66	34	H	Oklahoma	68 56	97	H	Missouri St.	63 51	120	A	Saint Louis	45 48				
																124	H	Louisiana Tech	49 58
																137	H	Texas St.	63 48
																164	A	Louisiana	72 63
																164	H	Louisiana	78 43
																165	A	South Ala.	47 35
																170	H	UT Arlington	59 57
																180	A	Troy	70 76
																191	H	Memphis	86 57
																194	H	Tulsa	61 74
																209	A	Arkansas St.	64 58
																209	H	Arkansas St.	53 43
																227	A	Coastal Caro.	51 49
																227	H	Coastal Caro.	53 44
																274	A	Appalachian St.	52 40
																274	H	Appalachian St.	61 35
																305	A	Georgia St.	65 50
																305	H	Georgia St.	54 47
																327	A	Ga. Southern	64 34
																327	H	Ga. Southern	92 52
																338	A	La.-Monroe	71 47
																338	H	La.-Monroe	57 37
LAST 12 Division I GAMES:																			
164	A	Louisiana	72 63	165	A	South Ala.	47 35												
338	A	La.-Monroe	71 47	305	H	Georgia St.	54 47												
274	H	Appalachian St.	61 35	327	H	Ga. Southern	92 52												
227	H	Coastal Caro.	53 44	227	A	Coastal Caro.	51 49												
209	A	Arkansas St.	64 58	274	A	Appalachian St.	52 40												
180	A	Troy	70 76	209	H	Arkansas St.	53 43												

Non-Div I Games:

Little Rock

Average RPI Win:	245	WON-LOST	WINNING	LAST 10	STRENGTH OF	OPP. STRENGTH	TEAM	ADJ.	CONF.	ADJ CONF.
Average RPI Loss:	186	RECORD	PCT. RANK	GAMES	SCHEDULE	OF SCHEDULE	RPI	RPI	RPI	RPI
DIV. I ONLY	8- 22	288	6- 4	247	232	296	296	21	21	
DIV. I NON-CONF.	2- 12	306	0- 0	265	260	321	321	19	19	

TOTALS	RPI 1-25	RPI 26-50	W-L RECORDS	RPI 51-100	RPI 101-999	RPI 201+				
8- 22	0- 1	0- 1	OVERALL	0- 2	8- 18	7- 10				
4- 10	0- 1	0- 0	HOME	0- 1	4- 8	4- 4				
4- 10	0- 0	0- 0	AWAY	0- 0	4- 0	3- 0				
0- 2	0- 0	0- 0	NEUTRAL	0- 0	0- 2	0- 1				
2- 12	0- 1	0- 1	NON-CONFERENCE	0- 0	2- 10	2- 7				
0- 6	0- 1	0- 0	HOME	0- 0	0- 5	0- 4				
2- 4	0- 0	0- 1	AWAY	0- 0	2- 3	2- 2				
0- 2	0- 0	0- 0	NEUTRAL	0- 0	0- 2	0- 1				
6- 10	0- 0	0- 0	CONFERENCE	0- 2	6- 8	5- 3				
4- 4	0- 0	0- 0	HOME	0- 1	4- 3	4- 0				
2- 6	0- 0	0- 0	AWAY	0- 1	2- 5	1- 3				
0- 0	0- 0	0- 0	NEUTRAL	0- 0	0- 0	0- 0				

RPI 1-25				RPI 26-50				RPI 51-100				RPI 101+				Team's RPI: 296
RPI	S	Opponent	Score	RPI	S	Opponent	Score	RPI	S	Opponent	Score	RPI	S	Opponent	Score	
9	H	Tennessee	61 90	49	A	Southern California	60 75	66	A	UC Davis	49 79	140	A	Cal Poly	61 70	
								66	H	UC Davis	71 83	140	H	Cal Poly	64 75	
												144	H	Loyola Marymount	69 84	
												167	A	San Diego	40 74	
												169	N	Oral Roberts	58 64	
												185	A	UC Irvine	80 73	
												185	H	UC Irvine	81 100	
												200	A	UC Santa Barbara	44 51	
												200	H	UC Santa Barbara	74 90	
												204	H	Montana St.	51 62	
												210	H	New Mexico St.	63 72	
												216	A	CSUN	59 51	
												216	H	CSUN	67 54	
												236	A	Montana	60 67	
												239	H	Pepperdine	71 83	
												241	H	Illinois St.	51 59	
												247	A	UC Riverside	53 77	
												247	H	UC Riverside	70 58	
												248	A	Grand Canyon	65 63	
												250	A	Hawaii	66 74	
												250	H	Hawaii	85 80	
												277	A	Arizona	80 72	
												281	N	VCU	59 69	
												319	A	Cal St. Fullerton	61 67	
												319	H	Cal St. Fullerton	67 47	
												339	A	NJIT	57 73	

LAST 12 Division I GAMES:																
216	H	CSUN	67 54	140	A	Cal Poly	61 70	216	A	CSUN	59 51	185	H	UC Irvine	81 100	
247	H	UC Riverside	70 58	66	H	UC Davis	71 83	140	H	Cal Poly	64 75	200	H	UC Santa Barbara	74 90	
250	H	Hawaii	85 80	49	A	UC Davis	49 79									
185	A	UC Irvine	80 73													
319	H	Cal St. Fullerton	67 47													
66	A	UC Davis	49 79													

Non-Div I Games:

Long Beach St.

Loss,
Non-Conf, S Site,
H Home
A Away
N Neutral

Average RPI Win:	277	WON-LOST	WINNING	LAST 10	STRENGTH OF	OPP. STRENGTH	TEAM	ADJ.	CONF.	ADJ CONF.
Average RPI Loss:	235	RECORD	PCT. RANK	GAMES	SCHEDULE	OF SCHEDULE	RPI	RPI	RPI	RPI
DIV. I ONLY	6- 22	313	4- 6	332	345	343	343	27	27	
DIV. I NON-CONF.	1- 9	318	0- 0	342	348	349	349	28	28	

TOTALS	RPI 1-25	RPI 26-50	W-L RECORDS	RPI 51-100	RPI 101-999	RPI 201+				
6- 22	0- 0	0- 0	OVERALL	0- 2	6- 20	6- 14				
5- 8	0- 0	0- 0	HOME	0- 1	5- 7	5- 5				
1- 14	0- 0	0- 0	AWAY	0- 0	1- 1	1- 0				
0- 0	0- 0	0- 0	NEUTRAL	0- 0	0- 0	0- 0				
1- 9	0- 0	0- 0	NON-CONFERENCE	0- 0	1- 9	1- 7				
1- 3	0- 0	0- 0	HOME	0- 0	1- 3	1- 3				
0- 6	0- 0	0- 0	AWAY	0- 0	0- 6	0- 4				
0- 0	0- 0	0- 0	NEUTRAL	0- 0	0- 0	0- 0				
5- 13	0- 0	0- 0	CONFERENCE	0- 2	5- 11	5- 7				
4- 5	0- 0	0- 0	HOME	0- 1	4- 4	4- 2				
1- 8	0- 0	0- 0	AWAY	0- 1	1- 7	1- 5				
0- 0	0- 0	0- 0	NEUTRAL	0- 0	0- 0	0- 0				

RPI 1-25				RPI 26-50				RPI 51-100				RPI 101+ Team's RPI: 343			
RPI	S	Opponent	Score	RPI	S	Opponent	Score	RPI	S	Opponent	Score	RPI	S	Opponent	Score
								89	A	Liberty	36 73	108	A	George Mason	41 60
								89	H	Liberty	51 63	136	A	Radford	39 81
												136	H	Radford	33 52
												193	A	High Point	41 62
												193	H	High Point	39 75
												201	A	Eastern Mich.	44 73
												215	H	Norfolk St.	45 64
												225	A	UNC Asheville	52 82
												225	H	UNC Asheville	67 54
												228	A	Gardner-Webb	41 52
												228	H	Gardner-Webb	54 61
												245	A	Presbyterian	75 60
												245	H	Presbyterian	66 56
												256	A	Campbell	48 58
												256	H	Campbell	57 50
												286	H	Fairleigh Dickinson	52 72
												298	H	Valparaiso	68 81
												310	A	Marshall	45 90
												317	A	N.C. Central	75 87
												324	A	Charleston So.	57 73
												324	H	Charleston So.	61 78
												329	A	Wagner	43 60
												331	A	Delaware St.	56 60
												344	A	Winthrop	60 69
												344	H	Winthrop	90 60
												348	H	UMass Lowell	84 82
LAST 12 Division I GAMES:															
344	H	Winthrop	90 60	245	A	Presbyterian	75 60								
89	A	Liberty	36 73	193	H	High Point	39 75								
225	H	UNC Asheville	67 54	324	H	Charleston So.	61 78								
136	A	Radford	39 81	344	A	Winthrop	60 69								
256	H	Campbell	57 50	256	A	Campbell	48 58								
228	A	Gardner-Webb	41 52	89	H	Liberty	51 63								

Non-Div I Games: Milligan 66 56

Longwood

Average RPI Win:	257	WON-LOST	WINNING	LAST 10	STRENGTH OF	OPP. STRENGTH	TEAM	ADJ.	CONF.	ADJ CONF.
Average RPI Loss:	110	RECORD	PCT. RANK	GAMES	SCHEDULE	OF SCHEDULE	RPI	RPI	RPI	RPI
DIV. I ONLY	15- 14	166	5- 5	147	232	164	164	22	22	
DIV. I NON-CONF.	5- 6	187	0- 0	102	87	148	148	23	23	

TOTALS	RPI 1-25	RPI 26-50	W-L RECORDS	RPI 51-100	RPI 101-999	RPI 201+				
15- 14	0- 2	0- 1	OVERALL	0- 4	15- 7	13- 0				
7- 6	0- 0	0- 0	HOME	0- 2	7- 4	7- 0				
7- 6	0- 1	0- 0	AWAY	0- 1	7- 1	5- 0				
1- 2	0- 1	0- 0	NEUTRAL	0- 0	1- 1	1- 0				
5- 6	0- 2	0- 1	NON-CONFERENCE	0- 2	5- 1	5- 0				
3- 1	0- 0	0- 0	HOME	0- 1	3- 0	3- 0				
1- 3	0- 1	0- 1	AWAY	0- 1	1- 0	1- 0				
1- 2	0- 1	0- 0	NEUTRAL	0- 0	1- 1	1- 0				
10- 8	0- 0	0- 0	CONFERENCE	0- 2	10- 6	8- 0				
4- 5	0- 0	0- 0	HOME	0- 1	4- 4	4- 0				
6- 3	0- 0	0- 0	AWAY	0- 1	6- 2	4- 0				
0- 0	0- 0	0- 0	NEUTRAL	0- 0	0- 0	0- 0				

RPI 1-25				RPI 26-50				RPI 51-100				RPI 101+ Team's RPI: 164			
RPI	S	Opponent	Score	RPI	S	Opponent	Score	RPI	S	Opponent	Score	RPI	S	Opponent	Score
5	N	Mississippi St.	37 94	27	A	LSU	45 60	84	A	Toledo	55 79	118	N	Cleveland St.	45 54
15	A	Texas A&M	62 83					95	A	Little Rock	43 78	137	A	Texas St.	65 58
								95	H	Little Rock	63 72	137	H	Texas St.	53 56
								100	H	Auburn	60 70	165	A	South Ala.	59 56
												165	H	South Ala.	57 72
												170	A	UT Arlington	61 63
												170	H	UT Arlington	34 38
												180	A	Troy	53 72
												180	H	Troy	55 62
												209	A	Arkansas St.	77 75
												209	H	Arkansas St.	60 53
												222	H	New Orleans	66 57
												227	H	Coastal Caro.	59 55
												233	N	Niagara	68 52
												274	H	Appalachian St.	61 45
												278	H	McNeese	98 86
												290	H	Alcorn	67 47
												299	A	Southeastern La.	68 56
												305	A	Georgia St.	75 60
												327	A	Ga. Southern	58 48
												338	A	La.-Monroe	76 48
												338	H	La.-Monroe	63 55

LAST 12 Division I GAMES:															
				95	H	Little Rock	63 72	327	A	Ga. Southern	58 48				
				209	H	Arkansas St.	60 53	305	A	Georgia St.	75 60				
				165	A	South Ala.	59 56	338	A	La.-Monroe	76 48				
				180	A	Troy	53 72	180	H	Troy	55 62				
				170	H	UT Arlington	34 38	165	H	South Ala.	57 72				
				137	H	Texas St.	53 56	137	A	Texas St.	65 58				

Non-Div I Games: Dillard

53 60

Louisiana

Average RPI Win: 205	WON-LOST RECORD	WINNING PCT. RANK	LAST 10 GAMES	STRENGTH OF SCHEDULE	OPP. STRENGTH OF SCHEDULE	TEAM RPI	ADJ. RPI	CONF. RPI	ADJ CONF. RPI
Average RPI Loss: 153									
DIV. I ONLY	18- 10	93	7- 3	174	201	124	124	18	18
DIV. I NON-CONF.	8- 4	87	0- 0	286	159	166	166	20	20

TOTALS	RPI 1-25	RPI 26-50	W-L RECORDS	RPI 51-100	RPI 101-999	RPI 201+			
18- 10	0- 1	0- 0	OVERALL	3- 3	15- 6	10- 4			
11- 4	0- 0	0- 0	HOME	0- 2	11- 2	9- 0			
6- 5	0- 1	0- 0	AWAY	2- 1	4- 3	1- 3			
1- 1	0- 0	0- 0	NEUTRAL	1- 0	0- 1	0- 1			
8- 4	0- 1	0- 0	NON-CONFERENCE	2- 1	6- 2	5- 1			
6- 1	0- 0	0- 0	HOME	0- 0	6- 1	5- 0			
1- 2	0- 1	0- 0	AWAY	1- 1	0- 0	0- 0			
1- 1	0- 0	0- 0	NEUTRAL	1- 0	0- 1	0- 1			
10- 6	0- 0	0- 0	CONFERENCE	1- 2	9- 4	5- 3			
5- 3	0- 0	0- 0	HOME	0- 2	5- 1	4- 0			
5- 3	0- 0	0- 0	AWAY	1- 0	4- 3	1- 3			
0- 0	0- 0	0- 0	NEUTRAL	0- 0	0- 0	0- 0			

RPI 1-25				RPI 26-50				RPI 51-100				RPI 101+ Team's RPI: 124			
RPI	S	Opponent	Score	RPI	S	Opponent	Score	RPI	S	Opponent	Score	RPI	S	Opponent	Score
12	A	Texas	54 88					56	H	Western Ky.	64 74	103	A	Middle Tenn.	66 49
								80	A	UAB	70 60	107	A	Rice	70 62
								80	H	UAB	61 66	107	H	Rice	75 55
								93	N	Penn St.	71 59	155	H	Charlotte	51 64
								95	A	Little Rock	58 49	166	H	Clemson	47 55
								100	A	Auburn	59 75	176	A	UTEP	65 62
												191	H	Memphis	65 40
												205	A	Southern Miss.	50 65
												205	H	Southern Miss.	89 57
												219	A	Fla. Atlantic	72 86
												224	H	North Texas	61 53
												230	H	Grambling	64 53
												233	N	Niagara	67 73
												264	H	UTSA	63 55
												278	H	McNeese	78 62
												282	H	Old Dominion	59 45
												290	H	Alcorn	87 50
												300	A	FIU	54 57
												309	H	Houston Baptist	85 62
												310	A	Marshall	74 65
												338	H	La.-Monroe	71 49

LAST 12 Division I GAMES:															
107	A	Rice	70 62	80	H	UAB	61 66	103	A	Middle Tenn.	66 49	56	H	Western Ky.	64 74
80	A	UAB	70 60	103	A	Middle Tenn.	66 49	282	H	Old Dominion	59 45	219	A	Fla. Atlantic	72 86
205	H	Southern Miss.	89 57	56	H	Western Ky.	64 74	300	A	FIU	54 57				
155	H	Charlotte	51 64												
176	A	UTEP	65 62												
107	H	Rice	75 55												

Non-Div I Games: LSU-Alexandria 87 47

Louisiana Tech

Average RPI	Win:	101	WON-LOST	WINNING	LAST 10	STRENGTH OF	OPP. STRENGTH	TEAM	ADJ.	CONF.	ADJ CONF.
Average RPI	Loss:	5	RECORD	PCT. RANK	GAMES	SCHEDULE	OF SCHEDULE	RPI	RPI	RPI	RPI
DIV. I ONLY			32- 2	4	9- 1	14	2	3	3	1	1
DIV. I NON-CONF.			14- 1	5	0- 1	61	9	7	7	1	1

TOTALS	RPI 1-25		RPI 26-50		W-L RECORDS	RPI 51-100		RPI 101-999		RPI 201+	
32- 2	7- 2		6- 0		OVERALL	6- 0		13- 0		5- 0	
16- 1	3- 1		2- 0		HOME	2- 0		9- 0		3- 0	
13- 1	2- 1		4- 0		AWAY	3- 0		4- 0		2- 0	
3- 0	2- 0		0- 0		NEUTRAL	1- 0		0- 0		0- 0	
14- 1	2- 1		2- 0		NON-CONFERENCE	3- 0		7- 0		4- 0	
9- 0	1- 0		1- 0		HOME	1- 0		6- 0		3- 0	
5- 1	1- 1		1- 0		AWAY	2- 0		1- 0		1- 0	
0- 0	0- 0		0- 0		NEUTRAL	0- 0		0- 0		0- 0	
18- 1	5- 1		4- 0		CONFERENCE	3- 0		6- 0		1- 0	
7- 1	2- 1		1- 0		HOME	1- 0		3- 0		0- 0	
8- 0	1- 0		3- 0		AWAY	1- 0		3- 0		1- 0	
3- 0	2- 0		0- 0		NEUTRAL	1- 0		0- 0		0- 0	

RPI	S	Opponent	Score	RPI	S	Opponent	Score	RPI	S	Opponent	Score	RPI	S	Opponent	Score
1	H	Notre Dame	100 67	30	A	South Dakota St.	68 64	53	A	Indiana	72 59	103	H	Middle Tenn.	80 26
1	N	Notre Dame	74 72	31	A	Virginia	77 41	67	H	Virginia Tech	67 56	109	H	Wake Forest	89 52
2	A	UConn	58 69	31	H	Virginia	51 39	67	N	Virginia Tech	73 70	117	A	North Carolina	67 57
6	A	Ohio St.	95 90	35	A	Syracuse	84 77	68	A	Georgia Tech	74 71	150	H	Vanderbilt	79 57
7	H	Oregon	74 61	39	H	Michigan	74 49	84	H	Tolledo	90 55	156	H	UT Martin	91 56
8	H	Florida St.	49 50	50	A	Miami (FL)	84 74	88	A	Kentucky	87 63	166	H	Clemson	65 46
17	A	NC State	55 47									181	A	Pittsburgh	77 51
17	N	NC State	64 59									181	H	Pittsburgh	81 49
18	H	Duke	66 60									208	A	Boston College	87 52
												232	H	Southeast Mo. St.	80 40
												287	A	Air Force	62 50
												292	H	Murray St.	115 51
												330	H	Tennessee St.	95 56

LAST 12 Division I GAMES:															
1	N	Notre Dame	74 72	208	A	Boston College	87 52	2	A	UConn	58 69	166	H	Clemson	65 46
17	N	NC State	64 59	35	A	Syracuse	84 77	31	A	Virginia	77 41	31	A	Virginia	77 41
67	N	Virginia Tech	73 70	109	H	Wake Forest	89 52								
181	H	Pittsburgh	81 49												
31	H	Virginia	51 39												
117	A	North Carolina	67 57												

Non-Div I Games:

Louisville

Average RPI	Win: 294	WON-LOST	WINNING	LAST 10	STRENGTH OF	OPP. STRENGTH	TEAM	ADJ.	CONF.	ADJ CONF.
Average RPI	Loss: 156	RECORD	PCT. RANK	GAMES	SCHEDULE	OF SCHEDULE	RPI	RPI	RPI	RPI
DIV. I ONLY	7- 22	299	4- 6	264	213	304	304	24	24	
DIV. I NON-CONF.	2- 9	295	0- 0	216	96	278	278	21	21	

TOTALS	RPI 1-25	RPI 26-50	W-L RECORDS	RPI 51-100	RPI 101-999	RPI 201+				
7- 22	0- 3	0- 0	OVERALL	0- 4	7- 15	6- 7				
4- 9	0- 1	0- 0	HOME	0- 2	4- 6	3- 3				
3- 13	0- 2	0- 0	AWAY	0- 2	3- 9	3- 4				
0- 0	0- 0	0- 0	NEUTRAL	0- 0	0- 0	0- 0				
2- 9	0- 3	0- 0	NON-CONFERENCE	0- 0	2- 6	2- 1				
1- 3	0- 1	0- 0	HOME	0- 0	1- 2	1- 0				
1- 6	0- 2	0- 0	AWAY	0- 0	1- 4	1- 1				
0- 0	0- 0	0- 0	NEUTRAL	0- 0	0- 0	0- 0				
5- 13	0- 0	0- 0	CONFERENCE	0- 4	5- 9	4- 6				
3- 6	0- 0	0- 0	HOME	0- 2	3- 4	2- 3				
2- 7	0- 0	0- 0	AWAY	0- 2	2- 5	2- 3				
0- 0	0- 0	0- 0	NEUTRAL	0- 0	0- 0	0- 0				

RPI 1-25				RPI 26-50				RPI 51-100				RPI 101+				Team's RPI: 304
RPI	S	Opponent	Score	RPI	S	Opponent	Score	RPI	S	Opponent	Score	RPI	S	Opponent	Score	
22	A	Marquette	30 92					70	A	Drake	46 72	105	H	Western Mi ch.	47 65	
24	A	DePaul	47 88					70	H	Drake	53 97	123	A	Butler	52 64	
25	H	Green Bay	39 76					97	A	Missouri St.	36 75	130	A	Milwaukee	41 63	
								97	H	Missouri St.	58 69	135	A	UNI	41 70	
												135	H	UNI	39 64	
												142	H	Youngstown St.	49 73	
												147	A	Northern Ill.	71 80	
												172	A	Southern Ill.	46 62	
												172	H	Southern Ill.	62 53	
												241	A	Illinois St.	49 57	
												241	H	Illinois St.	62 59	
												259	A	Indiana St.	67 74	
												259	H	Indiana St.	65 73	
												266	A	Bradley	71 61	
												266	H	Bradley	57 59	
												298	A	Valparaiso	60 76	
												298	H	Valparaiso	53 63	
												325	A	Fort Wayne	70 79	
												332	H	Ill.-Chicago	57 55	
												346	A	Chicago St.	46 28	
												349	A	Evansville	60 47	
												349	H	Evansville	82 63	

LAST 12 Division I GAMES:																
135	H	UNI	39 64	298	H	Valparaiso	53 63									
70	H	Drake	53 97	266	A	Bradley	71 61									
259	A	Indiana St.	67 74	241	A	Illinois St.	49 57									
349	A	Evansville	60 47	349	H	Evansville	82 63									
172	H	Southern Ill.	62 53	259	H	Indiana St.	65 73									
97	H	Missouri St.	58 69	97	A	Missouri St.	36 75									

Non-Div I Games:

Loyol a Chi cago

Average RPI Win: 205		WON-LOST RECORD	WINNING PCT. RANK	LAST 10 GAMES	STRENGTH OF SCHEDULE	OPP. STRENGTH OF SCHEDULE	TEAM RPI	ADJ. RPI	CONF. RPI	ADJ CONF. RPI
DIV. I ONLY		9- 21	274	3- 7	99	216	234	234	15	15
DIV. I NON-CONF.		2- 9	295	0- 0	130	242	267	267	18	18
TOTALS	RPI 1-25		RPI 26-50		W-L RECORDS		RPI 51-100		RPI 101-999	
9- 21	0- 2		0- 0		OVERALL		2- 6		7- 13	
6- 7	0- 0		0- 0		HOME		1- 3		5- 4	
3- 14	0- 2		0- 0		AWAY		1- 3		2- 9	
0- 0	0- 0		0- 0		NEUTRAL		0- 0		0- 0	
2- 9	0- 2		0- 0		NON-CONFERENCE		0- 1		2- 6	
1- 3	0- 0		0- 0		HOME		0- 1		1- 2	
1- 6	0- 2		0- 0		AWAY		0- 0		1- 4	
0- 0	0- 0		0- 0		NEUTRAL		0- 0		0- 0	
7- 12	0- 0		0- 0		CONFERENCE		2- 5		5- 7	
5- 4	0- 0		0- 0		HOME		1- 2		4- 2	
2- 8	0- 0		0- 0		AWAY		1- 3		1- 5	
0- 0	0- 0		0- 0		NEUTRAL		0- 0		0- 0	

RPI 1-25				RPI 26-50				RPI 51-100				RPI 101+ Team's RPI: 234			
RPI	S	Opponent	Score	RPI	S	Opponent	Score	RPI	S	Opponent	Score	RPI	S	Opponent	Score
16	A	Maryland	45 114					55	A	American	56 69	108	H	George Mason	72 80
22	A	Marquette	63 83					55	H	American	58 71	114	A	Delaware	38 71
								76	A	Navy	55 63	152	A	Army West Point	47 62
								76	A	Navy	44 73	152	H	Army West Point	62 69
								76	H	Navy	58 40	158	A	William & Mary	49 70
								90	A	Bucknell I	68 65	207	A	Lehigh	55 64
								90	H	Bucknell I	69 74	207	H	Lehigh	67 64
								96	H	Georgetown	54 72	215	A	Norfolk St.	61 58
												231	A	Boston U.	56 75
												231	H	Boston U.	65 52
												235	A	Lafayette	54 65
												235	H	Lafayette	64 73
												238	A	Holy Cross	65 58
												238	H	Holy Cross	77 60
												263	H	Cornell I	78 63
												265	A	St. Francis Brooklyn	47 64
												269	H	Towson	67 76
												288	A	Colgate	60 71
												288	H	Colgate	70 55
												293	A	Mt. St. Mary's	63 71
LAST 12 Division I GAMES:															
76	A	Navy	55 63	235	H	Lafayette	64 73								
231	H	Boston U.	65 52	55	A	American	56 69								
76	H	Navy	58 40	238	A	Holy Cross	65 58								
207	A	Lehigh	55 64	152	A	Army West Point	47 62								
288	A	Colgate	60 71	207	H	Lehigh	67 64								
90	H	Bucknell I	69 74	288	H	Colgate	70 55								

Non-Div I Games:

Loyola Maryl and

Average RPI Win: 205	WON-LOST RECORD	WINNING PCT. RANK	LAST 10 GAMES	STRENGTH OF SCHEDULE	OPP. STRENGTH OF SCHEDULE	TEAM RPI	ADJ. RPI	CONF. RPI	ADJ CONF. RPI
Average RPI Loss: 137									
DIV. I ONLY	18- 11	101	6- 4	237	113	144	144	14	14
DIV. I NON-CONF.	7- 3	74	0- 0	291	108	156	156	11	11

TOTALS	RPI 1-25	RPI 26-50	W-L RECORDS	RPI 51-100	RPI 101-999	RPI 201+			
18- 11	0- 0	0- 3	OVERALL	3- 0	15- 8	8- 3			
10- 5	0- 0	0- 2	HOME	2- 0	8- 3	4- 1			
8- 5	0- 0	0- 1	AWAY	1- 0	7- 4	4- 2			
0- 1	0- 0	0- 0	NEUTRAL	0- 0	0- 1	0- 0			
7- 3	0- 0	0- 1	NON-CONFERENCE	1- 0	6- 2	3- 2			
4- 2	0- 0	0- 1	HOME	1- 0	3- 1	1- 1			
3- 1	0- 0	0- 0	AWAY	0- 0	3- 1	2- 1			
0- 0	0- 0	0- 0	NEUTRAL	0- 0	0- 0	0- 0			
11- 8	0- 0	0- 2	CONFERENCE	2- 0	9- 6	5- 1			
6- 3	0- 0	0- 1	HOME	1- 0	5- 2	3- 0			
5- 4	0- 0	0- 1	AWAY	1- 0	4- 3	2- 1			
0- 1	0- 0	0- 0	NEUTRAL	0- 0	0- 1	0- 0			

RPI S Opponent	Score	RPI S Opponent	Score	RPI S Opponent	Score	RPI S Opponent	Score
		32 A Gonzaga	67 77	77 A Saint Mary's (CA)	75 65	120 A Saint Louis	62 60
		32 H Gonzaga	69 75	77 H Saint Mary's (CA)	69 57	128 A San Francisco	60 78
		49 H Southern Cal i forni a	70 80	81 H Mi ami (OH)	84 71	128 H San Francisco	65 60
						128 N San Francisco	76 89
						154 A BYU	52 62
						154 H BYU	55 67
						167 A San Di ego	67 53
						167 H San Di ego	54 60
						183 A Paci fi c	79 77
						183 H Paci fi c	75 60
						200 H UC Santa Barbara	67 61
						201 H Eastern Mi ch.	73 64
						213 A SMU	60 63
						216 H CSUN	68 75
						239 A Pepperdi ne	74 85
						239 H Pepperdi ne	75 60
						247 A UC Ri versi de	67 59
						277 H Ari zona	84 70
						289 A Santa Clara	65 51
						289 H Santa Clara	64 45
						296 A Long Beach St.	84 69
						318 A Portl and	63 60
						318 H Portl and	76 55
LAST 12 Di vi si on I GAMES:							
		128 N San Franci sco	76 89	77 A Saint Mary's (CA)	75 65		
		183 A Paci fi c	79 77	318 H Portl and	76 55		
		289 H Santa Clara	64 45	154 A BYU	52 62		
		128 H San Franci sco	65 60	167 A San Di ego	67 53		
		32 H Gonzaga	69 75	239 H Pepperdi ne	75 60		
		239 A Pepperdi ne	74 85	318 A Portl and	63 60		

Non-Div I Games: Cal St. Dom. Hills 84 52

Average RPI Win:	222	WON-LOST	WINNING	LAST 10	STRENGTH OF	OPP. STRENGTH	TEAM	ADJ.	CONF.	ADJ CONF.
Average RPI Loss:	79	RECORD	PCT. RANK	GAMES	SCHEDULE	OF SCHEDULE	RPI	RPI	RPI	RPI
DIV. I ONLY	20- 9	68	9- 1	139	162	73	73	20	20	
DIV. I NON-CONF.	5- 6	187	0- 0	69	6	83	83	24	24	

TOTALS	RPI 1-25	RPI 26-50	W-L RECORDS	RPI 51-100	RPI 101-999	RPI 201+				
20- 9	0- 3	0- 1	OVERALL	2- 2	18- 3	10- 0				
11- 2	0- 0	0- 0	HOME	2- 0	9- 2	5- 0				
8- 7	0- 3	0- 1	AWAY	0- 2	8- 1	4- 0				
1- 0	0- 0	0- 0	NEUTRAL	0- 0	1- 0	1- 0				
5- 6	0- 3	0- 1	NON-CONFERENCE	1- 1	4- 1	3- 0				
2- 1	0- 0	0- 0	HOME	1- 0	1- 1	1- 0				
2- 5	0- 3	0- 1	AWAY	0- 1	2- 0	1- 0				
1- 0	0- 0	0- 0	NEUTRAL	0- 0	1- 0	1- 0				
15- 3	0- 0	0- 0	CONFERENCE	1- 1	14- 2	7- 0				
9- 1	0- 0	0- 0	HOME	1- 0	8- 1	4- 0				
6- 2	0- 0	0- 0	AWAY	0- 1	6- 1	3- 0				
0- 0	0- 0	0- 0	NEUTRAL	0- 0	0- 0	0- 0				

Maine

RPI 1-25				RPI 26-50				RPI 51-100 Team's RPI: 73				RPI 101+			
RPI	S	Opponent	Score	RPI	S	Opponent	Score	RPI	S	Opponent	Score	RPI	S	Opponent	Score
5	A	Mississippi St.	43 83	50	A	Miami (FL)	70 80	51	H	Harvard	76 51	116	A	Dartmouth	64 51
6	A	Ohio St.	70 83					83	A	Albany (NY)	54 68	122	H	Tulane	34 42
18	A	Duke	39 69					83	H	Albany (NY)	74 69	131	A	Hartford	59 44
								84	A	Toledo	64 65	131	H	Hartford	59 56
												159	A	Binghamton	61 38
												159	H	Binghamton	62 66
												173	A	New Hampshire	56 46
												173	H	New Hampshire	64 48
												173	H	New Hampshire	77 46
												186	A	Stony Brook	68 76
												186	H	Stony Brook	64 56
												208	A	Boston College	61 40
												294	A	Vermont	79 47
												294	H	Vermont	64 55
												295	H	Bryant	70 68
												301	N	Kennesaw St.	75 39
												323	A	UMBC	64 50
												323	H	UMBC	65 43
												323	H	UMBC	69 36
												348	A	UMass Lowell	69 51
												348	H	UMass Lowell	70 65
LAST 12 Division I GAMES:															
173	H	New Hampshire	64 48	173	H	New Hampshire	77 46	131	H	Hartford	59 56				
323	H	UMBC	65 43					159	A	Binghamton	61 38				
83	H	Albany (NY)	74 69					348	A	UMass Lowell	69 51				
294	A	Vermont	79 47					323	H	UMBC	69 36				
348	H	UMass Lowell	70 65					173	A	New Hampshire	56 46				
186	A	Stony Brook	68 76												

Maine

Non-Div I Games: Maine Maritime 89 49 Me.-Fort Kent 100 40

Maine

Average RPI Win:	302	WON-LOST	WINNING	LAST 10	STRENGTH OF	OPP. STRENGTH	TEAM	ADJ.	CONF.	ADJ CONF.
Average RPI Loss:	166	RECORD	PCT. RANK	GAMES	SCHEDULE	OF SCHEDULE	RPI	RPI	RPI	RPI
DIV. I ONLY	13- 18	221	5- 5	312	287	261	261	28	28	
DIV. I NON-CONF.	3- 8	268	0- 0	108	240	220	220	25	25	

TOTALS	RPI 1-25	RPI 26-50	W-L RECORDS	RPI 51-100	RPI 101-999	RPI 201+				
13- 18	0- 0	0- 3	OVERALL	0- 3	13- 12	13- 6				
7- 5	0- 0	0- 1	HOME	0- 2	7- 2	7- 1				
4- 12	0- 0	0- 2	AWAY	0- 1	4- 9	4- 5				
2- 1	0- 0	0- 0	NEUTRAL	0- 0	2- 1	2- 0				
3- 8	0- 0	0- 2	NON-CONFERENCE	0- 3	3- 3	3- 1				
1- 2	0- 0	0- 0	HOME	0- 2	1- 0	1- 0				
1- 6	0- 0	0- 2	AWAY	0- 1	1- 3	1- 1				
1- 0	0- 0	0- 0	NEUTRAL	0- 0	1- 0	1- 0				
10- 10	0- 0	0- 1	CONFERENCE	0- 0	10- 9	10- 5				
6- 3	0- 0	0- 1	HOME	0- 0	6- 2	6- 1				
3- 6	0- 0	0- 0	AWAY	0- 0	3- 6	3- 4				
1- 1	0- 0	0- 0	NEUTRAL	0- 0	1- 1	1- 0				

RPI 1-25				RPI 26-50				RPI 51-100				RPI 101+				Team's RPI: 261	
RPI	S	Opponent	Score	RPI	S	Opponent	Score	RPI	S	Opponent	Score	RPI	S	Opponent	Score		
				31	A	Vi rgi ni a	47 69	83	H	Al bany (NY)	56 62	157	A	Marist	40 65		
				36	H	Qui nni pi ac	64 80	85	H	Fordham	48 54	157	N	Marist	60 84		
				43	A	Cal i forni a	66 87	93	A	Penn St.	46 78	173	A	New Hampshi re	55 68		
												186	A	Stony Brook	59 74		
												196	A	Si ena	51 56		
												196	H	Si ena	54 56		
												233	A	Niagara	64 65		
												233	H	Niagara	82 64		
												252	A	Ri der	51 67		
												252	H	Ri der	50 53		
												253	A	Sacred Heart	61 65		
												265	H	St. Franci s Brookl yn	57 54		
												271	A	LIU Brookl yn	72 38		
												273	A	Fai rfi el d	52 55		
												273	H	Fai rfi el d	55 44		
												283	A	Monmouth	59 63		
												283	H	Monmouth	63 53		
												285	A	Can i si us	59 56		
												285	H	Can i si us	58 39		
												320	N	Copp i n St.	74 56		
												341	A	I ona	57 48		
												341	H	I ona	67 63		
												341	N	I ona	55 39		
												347	A	Saint Peter' s	60 39		
												347	H	Saint Peter' s	76 64		
LAST 12 Division I GAMES:																	
				157	N	Marist	60 84	283	A	Monmouth	59 63						
				341	N	Iona	55 39	273	H	Fai rfi el d	55 44						
				252	H	Ri der	50 53	233	H	Niagara	82 64						
				347	A	Saint Peter' s	60 39	273	A	Fai rfi el d	52 55						
				341	A	Iona	57 48	252	A	Ri der	51 67						
				196	H	Si ena	54 56	283	H	Monmouth	63 53						

Non-Div I Games:

Manhattan

■ Loss,
 Non-Conf,
 S Site,
 H Home
 A Away
 N Neutral

Average RPI Win:	272	WON-LOST	WINNING	LAST 10	STRENGTH OF	OPP. STRENGTH	TEAM	ADJ.	CONF.	ADJ CONF.
Average RPI Loss:	118	RECORD	PCT. RANK	GAMES	SCHEDULE	OF SCHEDULE	RPI	RPI	RPI	RPI
DIV. I ONLY	20- 13	111	7- 3	255	251	157	157	28	28	
DIV. I NON-CONF.	4- 8	239	0- 0	236	135	243	243	25	25	

TOTALS	RPI 1-25	RPI 26-50	W-L RECORDS	RPI 51-100	RPI 101-999	RPI 201+				
20- 13	0- 0	0- 4	OVERALL	0- 2	20- 7	18- 2				
9- 4	0- 0	0- 1	HOME	0- 1	9- 2	8- 1				
10- 6	0- 0	0- 1	AWAY	0- 0	10- 5	9- 1				
1- 3	0- 0	0- 2	NEUTRAL	0- 1	1- 0	1- 0				
4- 8	0- 0	0- 1	NON-CONFERENCE	0- 2	4- 5	4- 1				
2- 2	0- 0	0- 0	HOME	0- 1	2- 1	2- 0				
2- 4	0- 0	0- 0	AWAY	0- 0	2- 4	2- 1				
0- 2	0- 0	0- 1	NEUTRAL	0- 1	0- 0	0- 0				
16- 5	0- 0	0- 3	CONFERENCE	0- 0	16- 2	14- 1				
7- 2	0- 0	0- 1	HOME	0- 0	7- 1	6- 1				
8- 2	0- 0	0- 1	AWAY	0- 0	8- 1	7- 0				
1- 1	0- 0	0- 1	NEUTRAL	0- 0	1- 0	1- 0				

RPI	S	Opponent	Score	RPI	S	Opponent	Score	RPI	S	Opponent	Score	RPI	S	Opponent	Score
36	A	Qui nni pi ac	56 62	61	N	Purdue	47 61	116	H	Dartmouth	51 60	121	A	Seton Hall	60 85
36	H	Qui nni pi ac	74 80	76	H	Navy	70 77	138	A	Northeastern	72 78	182	A	Temple	77 83
36	N	Qui nni pi ac	58 67					196	A	Si ena	67 51	196	A	Si ena	53 58
49	N	Southern Cali forni a	57 78					196	H	Si ena	73 54	231	A	Boston U.	80 52
								233	A	Ni agara	84 78	233	H	Ni agara	61 68
								238	H	Holy Cross	85 74	250	A	Hawai i	63 70
								252	A	Ri der	80 69	252	H	Ri der	68 67
								261	H	Manhattan	65 40	261	N	Manhattan	84 60
								273	A	Fai rfi eld	48 34	273	H	Fai rfi eld	71 63
								276	A	Massachusetts	88 60	283	A	Monmouth	85 57
								283	H	Monmouth	69 46	285	A	Can i si us	78 53
								285	H	Can i si us	58 47	334	H	Rhode Island	64 42
								341	A	I ona	55 45	341	H	I ona	75 55
								347	A	Saint Peter's	86 53				
LAST 12 Di vi si on I GAMES:															
36	N	Qui nni pi ac	58 67	273	A	Fai rfi eld	48 34	285	H	Can i si us	58 47	283	A	Monmouth	85 57
196	A	Si ena	67 51	285	H	Can i si us	58 47	196	H	Si ena	73 54	341	H	I ona	75 55
261	N	Manhattan	84 60	283	A	Monmouth	85 57	341	H	I ona	75 55	285	A	Can i si us	78 53
233	H	Ni agara	61 68	196	H	Si ena	73 54								
341	A	I ona	55 45	341	H	I ona	75 55								
36	H	Qui nni pi ac	74 80	285	A	Can i si us	78 53								

Non-Di v I Games:

Marist

Average RPI Win:	137	WON-LOST	WINNING	LAST 10	STRENGTH OF	OPP. STRENGTH	TEAM	ADJ.	CONF.	ADJ CONF.
Average RPI Loss:	40	RECORD	PCT. RANK	GAMES	SCHEDULE	OF SCHEDULE	RPI	RPI	RPI	RPI
DIV. I ONLY	23- 8	49	9- 1	40	53	22	22	6	6	
DIV. I NON-CONF.	6- 5	153	0- 0	33	34	61	61	6	6	

TOTALS	RPI 1-25	RPI 26-50	W-L RECORDS	RPI 51-100	RPI 101-999	RPI 201+				
23- 8	1- 4	4- 2	OVERALL	3- 2	15- 0	8- 0				
12- 1	1- 0	1- 1	HOME	2- 0	8- 0	5- 0				
8- 6	0- 3	2- 1	AWAY	1- 2	5- 0	2- 0				
3- 1	0- 1	1- 0	NEUTRAL	0- 0	2- 0	1- 0				
6- 5	0- 3	0- 1	NON-CONFERENCE	0- 1	6- 0	4- 0				
4- 0	0- 0	0- 0	HOME	0- 0	4- 0	3- 0				
1- 4	0- 2	0- 1	AWAY	0- 1	1- 0	0- 0				
1- 1	0- 1	0- 0	NEUTRAL	0- 0	1- 0	1- 0				
17- 3	1- 1	4- 1	CONFERENCE	3- 1	9- 0	4- 0				
8- 1	1- 0	1- 1	HOME	2- 0	4- 0	2- 0				
7- 2	0- 1	2- 0	AWAY	1- 1	4- 0	2- 0				
2- 0	0- 0	1- 0	NEUTRAL	0- 0	1- 0	0- 0				

RPI 1-25				RPI 26-50				RPI 51-100				RPI 101+			
RPI	S	Opponent	Score	RPI	S	Opponent	Score	RPI	S	Opponent	Score	RPI	S	Opponent	Score
1	A	Notre Dame	85 91	28	A	Villanova	67 57	71	A	St. John's (NY)	76 57	121	A	Seton Hall	81 54
9	N	Tennessee	99 101	28	H	Villanova	90 69	71	H	St. John's (NY)	74 72	121	H	Seton Hall	97 84
24	A	DePaul	83 95	39	A	Michigan	76 82	82	A	New Mexico	87 88	123	A	Butler	78 59
24	H	DePaul	93 81	47	A	Creighton	92 77	96	A	Georgetown	58 85	123	H	Butler	69 67
25	A	Green Bay	55 63	47	H	Creighton	73 74	96	H	Georgetown	71 68	123	N	Butler	73 61
				47	N	Creighton	76 70					130	A	Milwaukee	83 68
												152	H	Army West Point	83 53
												203	H	Wisconsin	88 65
												214	A	Providence	77 60
												214	H	Providence	94 61
												226	A	Xavier	80 63
												226	H	Xavier	88 67
												234	H	Loyola Maryland	83 63
												236	N	Montana	87 68
												304	H	Loyola Chicago	92 30

LAST 12 Division I GAMES:															
				47	N	Creighton	76 70	123	A	Butler	78 59				
				123	N	Butler	73 61	226	A	Xavier	80 63				
				71	A	St. John's (NY)	76 57	47	H	Creighton	73 74				
				121	A	Seton Hall	81 54	214	H	Providence	94 61				
				96	H	Georgetown	71 68	24	A	DePaul	83 95				
				28	H	Villanova	90 69	28	A	Villanova	67 57				

Non-Div I Games:

Marquette

[illegible]

Marshall I

Average RPI	Win:	131	WON-LOST	WINNING	LAST 10	STRENGTH OF	OPP. STRENGTH	TEAM	ADJ.	CONF.	ADJ CONF.
Average RPI	Loss:	32	RECORD	PCT. RANK	GAMES	SCHEDULE	OF SCHEDULE	RPI	RPI	RPI	RPI
DIV. I ONLY		25- 7	35	6- 4	31	17	16	16	3	3	
DIV. I NON-CONF.		11- 2	22	0- 0	139	40	40	40	4	4	

TOTALS	RPI 1-25		RPI 26-50		W-L RECORDS	RPI 51-100		RPI 101-999		RPI 201+	
25- 7	2- 3		4- 2		OVERALL	9- 2		10- 0		9- 0	
12- 3	2- 1		1- 0		HOME	4- 2		5- 0		5- 0	
10- 3	0- 1		3- 2		AWAY	3- 0		4- 0		3- 0	
3- 1	0- 1		0- 0		NEUTRAL	2- 0		1- 0		1- 0	
11- 2	0- 2		2- 0		NON-CONFERENCE	2- 0		7- 0		7- 0	
6- 1	0- 1		0- 0		HOME	2- 0		4- 0		4- 0	
4- 1	0- 1		2- 0		AWAY	0- 0		2- 0		2- 0	
1- 0	0- 0		0- 0		NEUTRAL	0- 0		1- 0		1- 0	
14- 5	2- 1		2- 2		CONFERENCE	7- 2		3- 0		2- 0	
6- 2	2- 0		1- 0		HOME	2- 2		1- 0		1- 0	
6- 2	0- 0		1- 2		AWAY	3- 0		2- 0		1- 0	
2- 1	0- 1		0- 0		NEUTRAL	2- 0		0- 0		0- 0	

RPI	S	Opponent	Score	RPI	S	Opponent	Score	RPI	S	Opponent	Score	RPI	S	Opponent	Score
2	A	UConn	72 97	31	A	Virginia	60 59	53	H	Indiana	74 70	174	A	Northwestern	68 65
6	H	Ohio St.	99 69	39	A	Michigan	65 71	53	N	Indiana	67 54	203	A	Wisconsin	71 44
6	N	Ohio St.	69 79	40	A	Rutgers	72 54	60	A	Nebraska	64 57	220	A	Akron	75 54
11	H	South Carolina	86 94	40	H	Rutgers	88 60	60	H	Nebraska	77 75	233	H	Niagara	92 65
21	H	Iowa	80 64	41	A	Minnesota	74 93	60	N	Nebraska	66 53	234	H	Loyola Maryland	114 45
				50	A	Miami (FL)	79 71	61	H	Purdue	65 75	237	H	Illinois	100 65
								65	A	Michigan St.	76 68	267	H	Howard	111 49
								65	H	Michigan St.	68 82	293	H	Mt. St. Mary's	97 57
								75	H	George Washington	80 54	301	N	Kennesaw St.	89 35
								83	H	Albany (NY)	91 58	320	A	Coppin St.	113 49
								93	A	Penn St.	69 65				
LAST 12 Division I GAMES:															
		6 N Ohio St.	69 79			61 H Purdue	65 75								
		60 N Nebraska	66 53			40 A Rutgers	72 54								
		53 N Indiana	67 54			65 A Michigan St.	76 68								
		60 H Nebraska	77 75			60 A Nebraska	64 57								
		39 A Michigan	65 71			40 H Rutgers	88 60								
		41 A Minnesota	74 93			174 A Northwestern	68 65								

Non-Div I Games:

Maryland

Massachusetts

Through Games Of March 5, 2018

Average RPI Win:	274	WON-LOST	WINNING	LAST 10	STRENGTH OF	OPP. STRENGTH	TEAM	ADJ.	CONF.	ADJ CONF.
Average RPI Loss:	155	RECORD	PCT. RANK	GAMES	SCHEDULE	OF SCHEDULE	RPI	RPI	RPI	RPI
DIV. I ONLY	12- 16	218	5- 5	338	186	276	276	13	13	
DIV. I NON-CONF.	6- 5	153	0- 0	345	333	287	287	10	10	

TOTALS	RPI 1-25	RPI 26-50	W-L RECORDS	RPI 51-100	RPI 101-999	RPI 201+				
12- 16	0- 0	0- 1	OVERALL	1- 3	11- 12	9- 3				
7- 6	0- 0	0- 1	HOME	1- 1	6- 4	5- 0				
4- 10	0- 0	0- 0	AWAY	0- 2	4- 8	3- 3				
1- 0	0- 0	0- 0	NEUTRAL	0- 0	1- 0	1- 0				
6- 5	0- 0	0- 0	NON-CONFERENCE	1- 0	5- 5	5- 2				
3- 2	0- 0	0- 0	HOME	1- 0	2- 2	2- 0				
2- 3	0- 0	0- 0	AWAY	0- 0	2- 3	2- 2				
1- 0	0- 0	0- 0	NEUTRAL	0- 0	1- 0	1- 0				
6- 11	0- 0	0- 1	CONFERENCE	0- 3	6- 7	4- 1				
4- 4	0- 0	0- 1	HOME	0- 1	4- 2	3- 0				
2- 7	0- 0	0- 0	AWAY	0- 2	2- 5	1- 1				
0- 0	0- 0	0- 0	NEUTRAL	0- 0	0- 0	0- 0				

RPI 1-25				RPI 26-50				RPI 51-100				RPI 101+ Team's RPI : 276			
RPI	S	Opponent	Score	RPI	S	Opponent	Score	RPI	S	Opponent	Score	RPI	S	Opponent	Score
				33	H	Dayton	49 78								
								72	A	Duquesne	57 60	108	A	George Mason	60 71
								75	A	George Washington	49 55	120	A	Saint Louis	64 70
								85	H	Fordham	51 62	120	A	Saint Louis	63 64
								89	H	Liberty	64 61	134	H	Saint Joseph's	79 84
												138	H	Northeastern	54 64
												157	H	Marist	60 88
												187	A	Davidson	81 87
												187	H	Davidson	70 68
												195	A	Richmond	58 49
												195	H	Richmond	39 51
												199	A	North Dakota	52 82
												246	H	La Salle	69 66
												257	A	St. Bonaventure	59 69
												269	H	Towson	72 49
												281	H	VCU	79 75
												284	A	North Dakota St.	70 82
												308	A	UTRGV	59 67
												311	A	Incarnate Word	64 45
												334	A	Rhode Island	61 59
												334	H	Rhode Island	87 50
												342	N	Mississippi Val.	85 46
												347	H	Saint Peter's	81 65
												348	A	UMass Lowell	73 63
LAST 12 Division I GAMES:															
				120	A	Saint Louis	64 70	33	H	Dayton	49 78				
				334	H	Rhode Island	87 50	246	H	La Salle	69 66				
				195	A	Richmond	58 49	195	H	Richmond	39 51				
				187	H	Davidson	70 68	334	A	Rhode Island	61 59				
				75	A	George Washington	49 55	187	A	Davidson	81 87				
				108	A	George Mason	60 71	281	H	VCU	79 75				

Non-Div I Games: Me.-Fort Kent 111 45 Fisher 121 38

Massachusetts

Loss, Non-Conf, S Site, H Home A Away N Neutral

Average RPI Win: 310
Average RPI Loss: 162

WON-LOST
RECORD

WINNING
PCT. RANK

LAST 10
GAMES

STRENGTH OF
SCHEDULE

OPP. STRENGTH
OF SCHEDULE

TEAM
RPI

ADJ.
RPI

CONF.
RPI

ADJ CONF.
RPI

DIV. I ONLY	9- 17	249	4- 6	283	265	278	278	26	26
DIV. I NON-CONF.	1- 7	310	0- 0	113	67	277	277	26	26
TOTALS	RPI 1-25	RPI 26-50	W-L RECORDS	RPI 51-100	RPI 101-999	RPI 201+			
9- 17	0- 2	0- 0	OVERALL	0- 2	9- 13	9- 8			
4- 8	0- 0	0- 0	HOME	0- 1	4- 7	4- 5			
5- 9	0- 2	0- 0	AWAY	0- 1	5- 6	5- 3			
0- 0	0- 0	0- 0	NEUTRAL	0- 0	0- 0	0- 0			
1- 7	0- 2	0- 0	NON-CONFERENCE	0- 0	1- 5	1- 2			
1- 2	0- 0	0- 0	HOME	0- 0	1- 2	1- 1			
0- 5	0- 2	0- 0	AWAY	0- 0	0- 3	0- 1			
0- 0	0- 0	0- 0	NEUTRAL	0- 0	0- 0	0- 0			
8- 10	0- 0	0- 0	CONFERENCE	0- 2	8- 8	8- 6			
3- 6	0- 0	0- 0	HOME	0- 1	3- 5	3- 4			
5- 4	0- 0	0- 0	AWAY	0- 1	5- 3	5- 2			
0- 0	0- 0	0- 0	NEUTRAL	0- 0	0- 0	0- 0			

RPI 1-25				RPI 26-50				RPI 51-100				RPI 101+ Team's RPI: 278			
RPI	S	Opponent	Score	RPI	S	Opponent	Score	RPI	S	Opponent	Score	RPI	S	Opponent	Score
4	A	Baylor	34 95					91	A	Lamar University	58 83	113	A	SFA	58 73
12	A	Texas	34 100					91	H	Lamar University	72 81	122	H	Tulane	66 70
												124	A	Louisiana Tech	62 78
												127	H	Central Ark.	45 51
												164	A	Louisiana	86 98
												213	A	SMU	59 65
												222	A	New Orleans	62 84
												222	H	New Orleans	64 77
												223	H	A&M-Corpus Christi	70 64
												229	A	Nicholls St.	51 63
												229	H	Nicholls St.	54 61
												230	H	Grambling	60 75
												255	H	Abilene Christian	75 80
												299	A	Southeastern La.	77 65
												299	H	Southeastern La.	69 47
												309	A	Houston Baptist	86 74
												309	H	Houston Baptist	61 67
												311	A	Incarinate Word	66 57
												335	A	Sam Houston St.	66 63
												336	A	Northwestern St.	60 44
												336	H	Northwestern St.	72 67
												338	H	La.-Monroe	65 61
LAST 12 Division I GAMES:															
				91	H	Lamar University	72 81					299	H	Southeastern La.	69 47
				223	H	A&M-Corpus Christi	70 64					113	A	SFA	58 73
				309	H	Houston Baptist	61 67					336	A	Northwestern St.	60 44
				229	A	Nicholls St.	51 63					335	A	Sam Houston St.	66 63
				222	A	New Orleans	62 84					91	A	Lamar University	58 83
				127	H	Central Ark.	45 51					309	A	Houston Baptist	86 74

Non-Div I Games: LSU-Alexandria 73 53 Louisiana Col. 84 46 Southern-N. O. 76 61

McNeese

Loss, Non-Conf, S Site, H Home A Away N Neutral

Average RPI Win: 197
Average RPI Loss: 100

WON-LOST
RECORD

WINNING
PCT. RANK

LAST 10
GAMES

STRENGTH OF
SCHEDULE

OPP. STRENGTH
OF SCHEDULE

TEAM
RPI

ADJ.
RPI

CONF.
RPI

ADJ CONF.
RPI

DIV. I ONLY	10- 20	257	3- 7	64	84	191	191	7	7
DIV. I NON-CONF.	5- 8	220	0- 0	85	147	204	204	7	7

TOTALS	RPI 1-25	RPI 26-50	W-L RECORDS	RPI 51-100	RPI 101-999	RPI 201+			
10- 20	0- 5	0- 2	OVERALL	1- 3	9- 10	3- 2			
7- 8	0- 2	0- 1	HOME	1- 1	6- 4	3- 2			
3- 8	0- 1	0- 1	AWAY	0- 2	3- 4	0- 0			
0- 4	0- 2	0- 0	NEUTRAL	0- 0	0- 2	0- 0			
5- 8	0- 2	0- 0	NON-CONFERENCE	1- 2	4- 4	3- 1			
4- 3	0- 0	0- 0	HOME	1- 1	3- 2	3- 1			
1- 2	0- 0	0- 0	AWAY	0- 1	1- 1	0- 0			
0- 3	0- 2	0- 0	NEUTRAL	0- 0	0- 1	0- 0			
5- 12	0- 3	0- 2	CONFERENCE	0- 1	5- 6	0- 1			
3- 5	0- 2	0- 1	HOME	0- 0	3- 2	0- 1			
2- 6	0- 1	0- 1	AWAY	0- 1	2- 3	0- 0			
0- 1	0- 0	0- 0	NEUTRAL	0- 0	0- 1	0- 0			

RPI 1-25				RPI 26-50				RPI 51-100				RPI 101+ Team's RPI: 191			
RPI	S	Opponent	Score	RPI	S	Opponent	Score	RPI	S	Opponent	Score	RPI	S	Opponent	Score
2	A	UConn	49 97	45	A	UCF	41 61	78	A	Houston	55 66	102	A	Cincinnati	53 64
2	H	UConn	36 93	45	H	UCF	40 63	79	H	IUPUI	57 80	122	H	Tulane	73 60
6	N	Ohio St.	69 100					80	H	UAB	64 62	122	N	Tulane	64 76
14	H	South Fla.	62 81					95	A	Little Rock	57 86	124	A	Louisiana Tech	40 65
24	N	DePaul	67 81									148	A	Wichita St.	61 69
												148	H	Wichita St.	64 77
												149	N	Kent St.	55 70
												150	A	Vanderbilt	71 60
												172	H	Southern Ill.	56 68
												182	A	Temple	83 78
												192	A	East Carolina	62 75
												192	H	East Carolina	72 36
												194	A	Tulsa	69 48
												194	H	Tulsa	65 56
												213	H	SMU	35 53
												230	H	Grambling	57 48
												237	H	Illinois	47 63
												297	H	Jackson St.	64 53
												330	H	Tennessee St.	79 75
LAST 12 Division I GAMES:															
122	N	Tulane	64 76	213	H	SMU	35 53								
182	A	Temple	83 78	78	A	Houston	55 66								
194	H	Tulsa	65 56	45	A	UCF	41 61								
45	H	UCF	40 63	148	H	Wichita St.	64 77								
122	H	Tulane	73 60	2	H	UConn	36 93								
192	A	East Carolina	62 75	102	A	Cincinnati	53 64								

Non-Div I Games:

Memphis

Loss, Non-Conf, S Site, H Home A Away N Neutral

Average RPI Win:	206	WON-LOST	WINNING	LAST 10	STRENGTH OF	OPP. STRENGTH	TEAM	ADJ.	CONF.	ADJ CONF.
Average RPI Loss:	41	RECORD	PCT. RANK	GAMES	SCHEDULE	OF SCHEDULE	RPI	RPI	RPI	RPI
DIV. I ONLY	30- 2	5	10- 0	257	140	48	48	17	17	
DIV. I NON-CONF.	13- 2	20	0- 0	239	187	69	69	17	17	

TOTALS	RPI 1-25	RPI 26-50	W-L RECORDS	RPI 51-100	RPI 101-999	RPI 201+				
30- 2	0- 0	1- 1	OVERALL	1- 1	28- 0	15- 0				
13- 1	0- 0	0- 1	HOME	1- 0	12- 0	7- 0				
13- 0	0- 0	1- 0	AWAY	0- 0	12- 0	6- 0				
4- 1	0- 0	0- 0	NEUTRAL	0- 1	4- 0	2- 0				
13- 2	0- 0	1- 1	NON-CONFERENCE	1- 1	11- 0	8- 0				
6- 1	0- 0	0- 1	HOME	1- 0	5- 0	4- 0				
6- 0	0- 0	1- 0	AWAY	0- 0	5- 0	3- 0				
1- 1	0- 0	0- 0	NEUTRAL	0- 1	1- 0	1- 0				
17- 0	0- 0	0- 0	CONFERENCE	0- 0	17- 0	7- 0				
7- 0	0- 0	0- 0	HOME	0- 0	7- 0	3- 0				
7- 0	0- 0	0- 0	AWAY	0- 0	7- 0	3- 0				
3- 0	0- 0	0- 0	NEUTRAL	0- 0	3- 0	1- 0				

RPI 1-25				RPI 26-50				Team's RPI: 48				RPI 51-100				RPI 101+			
RPI	S	Opponent	Score	RPI	S	Opponent	Score	RPI	S	Opponent	Score	RPI	S	Opponent	Score	RPI	S	Opponent	Score
				26	H	Georgia	54 72	56	N	Western Ky.	62 67	106	A	Chattanooga	71 50				
				45	A	UCF	73 64	75	H	George Washington	61 44	106	H	Chattanooga	65 56				
												110	A	ETSU	85 65				
												110	H	ETSU	63 48				
												110	N	ETSU	68 53				
												117	A	North Carolina	97 86				
												155	A	Charlotte	90 74				
												160	A	Samford	73 59				
												160	H	Samford	48 45				
												160	N	Samford	81 44				
												187	H	Davidson	69 54				
												189	A	Furman	86 64				
												189	H	Furman	65 53				
												218	A	UNCG	57 54				
												218	H	UNCG	80 57				
												219	A	Fla. Atlantic	66 55				
												225	A	UNC Asheville	67 56				
												256	A	Campbell	58 57				
												267	H	Howard	70 44				
												281	N	VCU	70 54				
												303	A	Wofford	71 46				
												303	H	Wofford	80 39				
												307	A	Western Caro.	53 46				
												307	H	Western Caro.	72 50				
												307	N	Western Caro.	75 44				
												322	H	South Carolina St.	74 53				
												327	H	Ga. Southern	72 45				
												344	H	Winthrop	93 45				

LAST 12 Division I GAMES:																			
				110	N	ETSU	68 53					307	A	Western Caro.	53 46				
				160	N	Samford	81 44					160	H	Samford	48 45				
				307	N	Western Caro.	75 44					303	H	Wofford	80 39				
				110	H	ETSU	63 48					189	H	Furman	65 53				
				106	H	Chattanooga	65 56					106	A	Chattanooga	71 50				
				218	A	UNCG	57 54					110	A	ETSU	85 65				

Non-Div I Games:

Mercer

Average RPI Win:	193	WON-LOST	WINNING	LAST 10	STRENGTH OF	OPP. STRENGTH	TEAM	ADJ.	CONF.	ADJ CONF.
Average RPI Loss:	79	RECORD	PCT. RANK	GAMES	SCHEDULE	OF SCHEDULE	RPI	RPI	RPI	RPI
DIV. I ONLY	20- 9	68	9- 1	155	97	81	81	8	8	
DIV. I NON-CONF.	8- 3	65	0- 0	254	285	97	97	8	8	

TOTALS	RPI 1-25	RPI 26-50	W-L RECORDS	RPI 51-100	RPI 101-999	RPI 201+				
20- 9	0- 3	0- 1	OVERALL	2- 1	18- 4	9- 0				
11- 3	0- 2	0- 0	HOME	1- 0	10- 1	6- 0				
8- 6	0- 1	0- 1	AWAY	1- 1	7- 3	3- 0				
1- 0	0- 0	0- 0	NEUTRAL	0- 0	1- 0	0- 0				
8- 3	0- 0	0- 0	NON-CONFERENCE	1- 1	7- 2	5- 0				
5- 0	0- 0	0- 0	HOME	0- 0	5- 0	4- 0				
2- 3	0- 0	0- 0	AWAY	1- 1	1- 2	1- 0				
1- 0	0- 0	0- 0	NEUTRAL	0- 0	1- 0	0- 0				
12- 6	0- 3	0- 1	CONFERENCE	1- 0	11- 2	4- 0				
6- 3	0- 2	0- 0	HOME	1- 0	5- 1	2- 0				
6- 3	0- 1	0- 1	AWAY	0- 0	6- 1	2- 0				
0- 0	0- 0	0- 0	NEUTRAL	0- 0	0- 0	0- 0				

RPI 1-25				RPI 26-50				RPI 51-100				Team's RPI: 81				RPI 101+			
RPI	S	Opponent	Score	RPI	S	Opponent	Score	RPI	S	Opponent	Score	RPI	S	Opponent	Score	RPI	S	Opponent	Score
19	A	Buffalo	67 72	37	A	Ball St.	61 86	61	A	Purdue	66 75	101	A	Ohio	78 56				
19	H	Buffalo	49 64					79	A	IUPUI	96 83	101	H	Ohio	64 55				
20	H	Central Mich.	66 84					84	H	Toledo	67 58	102	A	Cincinnati	62 73				
												105	A	Western Mich.	70 81				
												144	A	Loyola Marymount	71 84				
												147	A	Northern Ill.	77 62				
												147	H	Northern Ill.	67 65				
												149	A	Kent St.	65 59				
												149	H	Kent St.	58 35				
												162	H	Jacksonville St.	58 55				
												177	N	Denver	69 52				
												201	A	Eastern Mich.	73 69				
												201	H	Eastern Mich.	59 74				
												206	A	Bowling Green	66 62				
												206	H	Bowling Green	92 64				
												220	A	Akron	77 50				
												220	H	Akron	75 67				
												259	A	Indiana St.	68 56				
												285	H	Canisius	72 47				
												298	H	Valparaiso	77 68				
												326	H	Detroit Mercy	91 64				
												337	H	Florida A&M	73 33				
LAST 12 Division I GAMES:																			
149	H	Kent St.	58 35	84	H	Toledo	67 58	206	A	Bowling Green	66 62	147	A	Northern Ill.	77 62				
101	A	Ohio	78 56	206	A	Bowling Green	66 62	101	H	Ohio	64 55	201	A	Eastern Mich.	73 69				
206	H	Bowling Green	92 64	147	A	Northern Ill.	77 62	105	A	Western Mich.	70 81								
220	A	Akron	77 50	101	H	Ohio	64 55												
149	A	Kent St.	65 59	201	A	Eastern Mich.	73 69												
19	H	Buffalo	49 64	105	A	Western Mich.	70 81												

Non-Div I Games:

Miami (OH)

Average RPI Win:	151	WON-LOST	WINNING	LAST 10	STRENGTH OF	OPP. STRENGTH	TEAM	ADJ.	CONF.	ADJ CONF.
Average RPI Loss:	33	RECORD	PCT. RANK	GAMES	SCHEDULE	OF SCHEDULE	RPI	RPI	RPI	RPI
DIV. I ONLY	22- 9	62	5- 5	53	40	39	39	3	3	
DIV. I NON-CONF.	11- 2	22	0- 0	144	85	45	45	4	4	

TOTALS	RPI 1-25	RPI 26-50	W-L RECORDS	RPI 51-100	RPI 101-999	RPI 201+				
22- 9	3- 4	0- 2	OVERALL	6- 3	13- 0	7- 0				
14- 3	2- 2	0- 0	HOME	4- 1	8- 0	4- 0				
7- 5	1- 2	0- 2	AWAY	1- 1	5- 0	3- 0				
1- 1	0- 0	0- 0	NEUTRAL	1- 1	0- 0	0- 0				
11- 2	1- 2	0- 0	NON-CONFERENCE	1- 0	9- 0	5- 0				
8- 1	1- 1	0- 0	HOME	1- 0	6- 0	3- 0				
3- 1	0- 1	0- 0	AWAY	0- 0	3- 0	2- 0				
0- 0	0- 0	0- 0	NEUTRAL	0- 0	0- 0	0- 0				
11- 7	2- 2	0- 2	CONFERENCE	5- 3	4- 0	2- 0				
6- 2	1- 1	0- 0	HOME	3- 1	2- 0	1- 0				
4- 4	1- 1	0- 2	AWAY	1- 1	2- 0	1- 0				
1- 1	0- 0	0- 0	NEUTRAL	1- 1	0- 0	0- 0				

RPI 1-25				RPI 26-50				Team's RPI: 39				RPI 51-100				RPI 101+			
RPI	S	Opponent	Score	RPI	S	Opponent	Score	RPI	S	Opponent	Score	RPI	S	Opponent	Score	RPI	S	Opponent	Score
1	H	Notre Dame	63 83	40	A	Rutgers	56 63	53	H	Indiana	84 79	101	A	Ohio	74 61				
3	A	Louisville	49 74	41	A	Minnesota	87 93	60	A	Nebraska	69 64	108	H	George Mason	75 61				
6	A	Ohio St.	84 75					60	N	Nebraska	54 61	149	H	Kent St.	54 41				
6	H	Ohio St.	71 78					61	H	Purdue	79 81	174	A	Northwestern	80 59				
16	H	Maryland	71 65					65	A	Michigan St.	61 66	174	H	Northwestern	84 63				
21	A	Iowa	72 82					65	H	Michigan St.	74 48	188	H	Oakland	78 69				
22	H	Marquette	82 76					89	H	Liberty	74 50	203	A	Wisconsin	80 57				
								93	H	Penn St.	89 69	237	H	Illinois	86 42				
								93	N	Penn St.	77 48	240	H	North Florida	79 34				
												271	A	LIU Brooklyn	86 49				
												325	H	Fort Wayne	77 45				
												326	A	Detroit Mercy	86 50				
												331	H	Delaware St.	105 36				

LAST 12 Division I GAMES:																			
60	N	Nebraska	54 61	40	A	Rutgers	56 63	61	H	Purdue	79 81								
93	N	Penn St.	77 48	61	H	Purdue	79 81	174	A	Northwestern	80 59								
16	H	Maryland	71 65	65	H	Michigan St.	74 48	237	H	Illinois	86 42								
41	A	Minnesota	87 93	6	A	Ohio St.	84 75												
65	A	Michigan St.	61 66																
174	H	Northwestern	84 63																

Non-Div I Games:

Michigan

Average RPI Loss: 37

DIV. I ONLY	17- 13	130	3- 7	30	25	65	65	3	3
DIV. I NON-CONF.	10- 3	52	0- 0	83	47	36	36	4	4
TOTALS	RPI 1-25	RPI 26-50	W-L RECORDS	RPI 51-100	RPI 101-999	RPI 201+			
17- 13	2- 5	2- 4	OVERALL	2- 4	11- 0	6- 0			
9- 5	0- 2	2- 1	HOME	0- 2	7- 0	3- 0			
6- 6	1- 2	0- 3	AWAY	2- 1	3- 0	2- 0			
2- 2	1- 1	0- 0	NEUTRAL	0- 1	1- 0	1- 0			
10- 3	1- 2	1- 1	NON-CONFERENCE	0- 0	8- 0	4- 0			
6- 0	0- 0	1- 0	HOME	0- 0	5- 0	2- 0			
2- 2	0- 1	0- 1	AWAY	0- 0	2- 0	1- 0			
2- 1	1- 1	0- 0	NEUTRAL	0- 0	1- 0	1- 0			
7- 10	1- 3	1- 3	CONFERENCE	2- 4	3- 0	2- 0			
3- 5	0- 2	1- 1	HOME	0- 2	2- 0	1- 0			
4- 4	1- 1	0- 2	AWAY	2- 1	1- 0	1- 0			
0- 1	0- 0	0- 0	NEUTRAL	0- 1	0- 0	0- 0			

RPI 1-25				
RPI	S	Opponent	Score	
1	A	Notre Dame	59	90
2	N	UConn	62	96
6	A	Ohio St.	62	78
14	N	South Fla.	83	73
16	A	Maryl and	82	68
16	H	Maryl and	68	76
21	H	Iowa	68	71

RPI 26-50				
RPI	S	Opponent	Score	
36	H	Qui nni pi ac	74	55
39	A	Mi chi gan	48	74
39	H	Mi chi gan	66	61
40	H	Rutgers	58	61
41	A	Mi nnesota	77	83
50	A	Mi ami (FL)	57	67

RPI 51-100				
RPI	S	Opponent	Score	
53	A	Indi ana	68	46
53	H	Indi ana	65	69
53	N	Indi ana	109	111
60	H	Nebraska	69	79
61	A	Purdue	82	68
93	A	Penn St.	59	74

Team's RPI : 65				
RPI	S	Opponent	Score	
105	H	Western Mi ch.	65	62
110	A	ETSU	83	74
133	H	Robert Morris	100	58
174	H	Northwestern	81	51
188	H	Oakl and	95	63
203	H	Wi sconsi n	69	61
237	A	Ill i noi s	67	55
262	H	Col . of Charle ston	107	43
326	A	Detroit Mercy	97	60
334	H	Rhode Isl and	82	38
342	N	Mi ssi ssi ppi Val .	83	64

LAST 12 Division I GAMES:									
53	N	Indi ana	109	111	93	A	Penn St.	59	74
61	A	Purdue	82	68	21	H	Iowa	68	71
203	H	Wi sconsi n	69	61	6	A	Oh i o St.	62	78
60	H	Nebraska	69	79	39	A	Mi chi gan	48	74
39	H	Mi chi gan	66	61	53	H	Indi ana	65	69
16	H	Maryl and	68	76	237	A	Ill i noi s	67	55

Mi chi gan St.

Average RPI Win:	223	WON-LOST	WINNING	LAST 10	STRENGTH OF	OPP. STRENGTH	TEAM	ADJ.	CONF.	ADJ CONF.
Average RPI Loss:	91	RECORD	PCT. RANK	GAMES	SCHEDULE	OF SCHEDULE	RPI	RPI	RPI	RPI
DIV. I ONLY	18- 11	101	7- 3	162	124	103	103	18	18	
DIV. I NON-CONF.	8- 5	111	0- 0	257	49	122	122	20	20	

TOTALS	RPI 1-25	RPI 26-50	W-L RECORDS	RPI 51-100	RPI 101-999	RPI 201+				
18- 11	0- 1	0- 1	OVERALL	1- 5	17- 4	11- 1				
9- 4	0- 0	0- 0	HOME	1- 2	8- 2	5- 1				
8- 6	0- 1	0- 0	AWAY	0- 3	8- 2	5- 0				
1- 1	0- 0	0- 1	NEUTRAL	0- 0	1- 0	1- 0				
8- 5	0- 1	0- 1	NON-CONFERENCE	1- 1	7- 2	5- 0				
5- 0	0- 0	0- 0	HOME	1- 0	4- 0	3- 0				
2- 4	0- 1	0- 0	AWAY	0- 1	2- 2	1- 0				
1- 1	0- 0	0- 1	NEUTRAL	0- 0	1- 0	1- 0				
10- 6	0- 0	0- 0	CONFERENCE	0- 4	10- 2	6- 1				
4- 4	0- 0	0- 0	HOME	0- 2	4- 2	2- 1				
6- 2	0- 0	0- 0	AWAY	0- 2	6- 0	4- 0				
0- 0	0- 0	0- 0	NEUTRAL	0- 0	0- 0	0- 0				

RPI 1-25				RPI 26-50				RPI 51-100				RPI 101+ Team's RPI: 103			
RPI	S	Opponent	Score	RPI	S	Opponent	Score	RPI	S	Opponent	Score	RPI	S	Opponent	Score
3	A	Louisville	26 80	49	N	Southern California	57 72	56	A	Western Ky.	43 57	107	H	Rice	51 41
								56	H	Western Ky.	60 76	122	A	Tulane	44 62
								68	A	Georgia Tech	45 48	124	H	Louisiana Tech	49 66
								80	A	UAB	58 65	150	A	Vanderbilt	65 54
								80	H	UAB	51 59	155	A	Charlotte	54 53
								88	H	Kentucky	62 57	155	H	Charlotte	64 45
												161	A	Ole Miss	56 65
												176	A	UTEP	54 45
												180	H	Troy	73 57
												205	H	Southern Miss.	53 61
												219	A	Fla. Atlantic	69 65
												224	H	North Texas	56 48
												225	A	UNC Asheville	72 57
												260	H	Lipscomb	72 48
												264	A	UTSA	62 47
												282	H	Old Dominion	65 47
												285	N	Canisius	55 45
												300	A	FIU	63 59
												310	A	Marshall	73 57
												311	H	Tennessee Tech	58 44
												320	H	Coppin St.	69 39

LAST 12 Division I GAMES:															
282	H	Old Dominion	65 47	219	A	Fla. Atlantic	69 65	124	H	Louisiana Tech	49 66	155	H	Charlotte	64 45
155	A	Charlotte	54 53	124	H	Louisiana Tech	49 66	155	H	Charlotte	64 45	310	A	Marshall	73 57
80	A	UAB	58 65	155	H	Charlotte	64 45	205	H	Southern Miss.	53 61	224	H	North Texas	56 48
107	H	Rice	51 41	310	A	Marshall	73 57								
56	H	Western Ky.	60 76												
300	A	FIU	63 59												

Non-Div I Games:

Middle Tenn.

Average RPI Win:	225	WON-LOST	WINNING	LAST 10	STRENGTH OF	OPP. STRENGTH	TEAM	ADJ.	CONF.	ADJ CONF.
Average RPI Loss:	101	RECORD	PCT. RANK	GAMES	SCHEDULE	OF SCHEDULE	RPI	RPI	RPI	RPI
DIV. I ONLY	20- 11	90	5- 5	228	141	130	130	11	11	
DIV. I NON-CONF.	9- 3	61	0- 0	289	175	113	113	15	15	

TOTALS	RPI 1-25	RPI 26-50	W-L RECORDS	RPI 51-100	RPI 101-999	RPI 201+				
20- 11	0- 3	0- 0	OVERALL	3- 4	17- 4	12- 1				
8- 5	0- 2	0- 0	HOME	1- 1	7- 2	5- 1				
11- 4	0- 1	0- 0	AWAY	2- 2	9- 1	6- 0				
1- 2	0- 0	0- 0	NEUTRAL	0- 1	1- 1	1- 0				
9- 3	0- 1	0- 0	NON-CONFERENCE	1- 2	8- 0	7- 0				
3- 1	0- 1	0- 0	HOME	0- 0	3- 0	3- 0				
5- 1	0- 0	0- 0	AWAY	1- 1	4- 0	3- 0				
1- 1	0- 0	0- 0	NEUTRAL	0- 1	1- 0	1- 0				
11- 8	0- 2	0- 0	CONFERENCE	2- 2	9- 4	5- 1				
5- 4	0- 1	0- 0	HOME	1- 1	4- 2	2- 1				
6- 3	0- 1	0- 0	AWAY	1- 1	5- 1	3- 0				
0- 1	0- 0	0- 0	NEUTRAL	0- 0	0- 1	0- 0				

RPI	S	Opponent	Score	RPI	S	Opponent	Score	RPI	S	Opponent	Score	RPI	S	Opponent	Score	Team's RPI: 130
22	H	Marquette	68 83					70	A	Drake	73 77	118	A	Cleveland St.	69 63	
25	A	Green Bay	29 52					78	N	Houston	59 74	118	H	Cleveland St.	79 72	
25	H	Green Bay	36 65					79	A	IUPUI	67 60	142	A	Youngstown St.	85 86	
								79	H	IUPUI	68 70	142	H	Youngstown St.	62 61	
								86	A	Wright St.	51 56	142	N	Youngstown St.	58 62	
								86	H	Wright St.	59 53	174	A	Northwestern	66 57	
								99	A	Western Ill.	77 67	188	A	Oakland	74 62	
												188	H	Oakland	75 80	
												203	A	Wisconsin	67 64	
												216	N	CSUN	58 50	
												241	H	Illinois St.	61 59	
												254	A	Northern Ky.	52 49	
												254	H	Northern Ky.	57 60	
												284	H	North Dakota St.	74 38	
												304	H	Loyola Chicago	63 41	
												325	A	Fort Wayne	60 48	
												326	A	Detroit Mercy	70 61	
												326	H	Detroit Mercy	90 45	
												332	A	Ill.-Chicago	76 53	
												332	H	Ill.-Chicago	59 44	
												346	A	Chicago St.	84 59	

LAST 12 Division I GAMES:																
142	N	Youngstown St.	58 62	25	H	Green Bay	36 65									
188	H	Oakland	75 80	254	H	Northern Ky.	57 60									
326	H	Detroit Mercy	90 45	86	H	Wright St.	59 53									
79	A	IUPUI	67 60	332	H	Ill.-Chicago	59 44									
118	A	Cleveland St.	69 63	79	H	IUPUI	68 70									
142	A	Youngstown St.	85 86	326	A	Detroit Mercy	70 61									

Non-Div I Games:

Milwaukee

Average RPI	Win:	146	WON-LOST	WINNING	LAST 10	STRENGTH OF	OPP. STRENGTH	TEAM	ADJ.	CONF.	ADJ CONF.
Average RPI	Loss:	59	RECORD	PCT. RANK	GAMES	SCHEDULE	OF SCHEDULE	RPI	RPI	RPI	RPI
DIV. I ONLY		23- 8	49	7- 3	97	30	41	41	3	3	
DIV. I NON-CONF.		11- 2	22	0- 0	304	72	74	74	4	4	

TOTALS	RPI 1-25		RPI 26-50		W-L RECORDS		RPI 51-100		RPI 101-999		RPI 201+
23- 8	3- 3		1- 1		OVERALL		6- 2		13- 2		9- 0
13- 2	2- 0		1- 0		HOME		2- 2		8- 0		6- 0
8- 5	0- 2		0- 1		AWAY		4- 0		4- 2		3- 0
2- 1	1- 1		0- 0		NEUTRAL		0- 0		1- 0		0- 0
11- 2	0- 0		0- 0		NON-CONFERENCE		2- 0		9- 2		6- 0
7- 0	0- 0		0- 0		HOME		0- 0		7- 0		5- 0
3- 2	0- 0		0- 0		AWAY		2- 0		1- 2		1- 0
1- 0	0- 0		0- 0		NEUTRAL		0- 0		1- 0		0- 0
12- 6	3- 3		1- 1		CONFERENCE		4- 2		4- 0		3- 0
6- 2	2- 0		1- 0		HOME		2- 2		1- 0		1- 0
5- 3	0- 2		0- 1		AWAY		2- 0		3- 0		2- 0
1- 1	1- 1		0- 0		NEUTRAL		0- 0		0- 0		0- 0

RPI	S	Opponent	Score	RPI	S	Opponent	Score	Team's RPI: 41	RPI	S	Opponent	Score	RPI	S	Opponent	Score
6	A	Ohio St.	75 91	39	H	Michigan	93 87		53	H	Indiana	70 82	109	N	Wake Forest	93 81
6	N	Ohio St.	88 90	40	A	Rutgers	70 80		60	H	Nebraska	74 79	117	A	North Carolina	83 88
16	H	Maryland	93 74						61	A	Purdue	78 74	140	H	Cal Poly	112 68
21	A	Iowa	84 92						65	H	Michigan St.	83 77	167	A	San Diego	69 72
21	H	Iowa	77 72						87	A	UNLV	79 72	174	A	Northwestern	90 63
21	N	Iowa	90 89						93	A	Penn St.	91 71	201	H	Eastern Mich.	80 56
									93	H	Penn St.	101 68	203	A	Wisconsin	71 61
									96	A	Georgetown	73 63	203	H	Wisconsin	90 65
													207	H	Lehigh	107 73
													208	H	Boston College	78 68
													226	H	Xavier	74 62
													237	A	Illinois	84 75
													247	H	UC Riverside	101 75
													281	H	VCU	108 63
													334	A	Rhode Island	82 60

LAST 12 Division I GAMES:																
6	N	Ohio St.	88 90	93	H	Penn St.	101 68		61	A	Purdue	78 74				
21	N	Iowa	90 89	21	A	Iowa	84 92		203	A	Wisconsin	71 61				
237	A	Illinois	84 75	21	A	Iowa	77 72		21	H	Iowa	77 72				
53	H	Indiana	70 82	203	A	Wisconsin	90 65									
16	H	Maryland	93 74													
39	H	Michigan	93 87													

Non-Div I Games:

Minnesota

Average RPI	Win:	101	WON-LOST	WINNING	LAST 10	STRENGTH OF	OPP. STRENGTH	TEAM	ADJ.	CONF.	ADJ CONF.
Average RPI	Loss:	11	RECORD	PCT. RANK	GAMES	SCHEDULE	OF SCHEDULE	RPI	RPI	RPI	RPI
DIV. I ONLY		32- 1	2	9- 1	25	11	5	5	2	2	
DIV. I NON-CONF.		14- 0	1	0- 0	34	36	4	4	2	2	

TOTALS	RPI 1-25		RPI 26-50		W-L RECORDS	RPI 51-100		RPI 101-999		RPI 201+	
32- 1	7- 1		4- 0		OVERALL	10- 0		11- 0		4- 0	
16- 0	3- 0		1- 0		HOME	6- 0		6- 0		3- 0	
9- 0	2- 0		2- 0		AWAY	2- 0		3- 0		0- 0	
7- 1	2- 1		1- 0		NEUTRAL	2- 0		2- 0		1- 0	
14- 0	2- 0		2- 0		NON-CONFERENCE	5- 0		5- 0		4- 0	
8- 0	1- 0		1- 0		HOME	3- 0		3- 0		3- 0	
1- 0	0- 0		0- 0		AWAY	1- 0		0- 0		0- 0	
5- 0	1- 0		1- 0		NEUTRAL	1- 0		2- 0		1- 0	
18- 1	5- 1		2- 0		CONFERENCE	5- 0		6- 0		0- 0	
8- 0	2- 0		0- 0		HOME	3- 0		3- 0		0- 0	
8- 0	2- 0		2- 0		AWAY	1- 0		3- 0		0- 0	
2- 1	1- 1		0- 0		NEUTRAL	1- 0		0- 0		0- 0	

RPI	S	Opponent	Score	RPI	S	Opponent	Score	RPI	S	Opponent	Score	RPI	S	Opponent	Score
7	H	Oregon	90 79	26	A	Georgia	86 62	54	N	Arizona St.	65 57	146	H	Arkansas	111 69
9	A	Tennessee	71 52	27	A	LSU	83 70	58	H	Oklahoma St.	79 76	150	A	Vanderbilt	95 50
11	H	South Carolina	67 53	31	H	Virginia	68 53	73	H	Maine	83 43	161	A	Ole Miss	69 49
11	N	South Carolina	51 62	35	N	Syracuse	76 65	87	A	UNLV	103 63	161	H	Ole Miss	76 45
15	H	Texas A&M	76 55					88	A	Kentucky	85 63	164	N	Louisiana	94 37
15	N	Texas A&M	70 55					88	H	Kentucky	74 55	175	A	Florida	98 50
23	A	Missouri	57 53					88	N	Kentucky	81 58	175	H	Florida	90 53
25	N	Green Bay	67 46					94	H	Alabama	75 61	205	H	Southern Miss.	91 56
								95	H	Little Rock	86 48	212	N	Columbia	90 54
								100	H	Auburn	82 61	305	H	Georgia St.	106 50
												342	H	Mississippi Val.	112 36

LAST 12 Division I GAMES:															
11	N	South Carolina	51 62	150	A	Vanderbilt	95 50								
15	N	Texas A&M	70 55	88	H	Kentucky	74 55								
88	N	Kentucky	81 58	175	A	Florida	98 50								
88	A	Kentucky	85 63	11	H	South Carolina	67 53								
100	H	Auburn	82 61	23	A	Missouri	57 53								
15	H	Texas A&M	76 55	161	A	Ole Miss	69 49								

Non-Div I Games:

Mississippi St.

Average RPI Win:	294	WON-LOST	WINNING	LAST 10	STRENGTH OF	OPP. STRENGTH	TEAM	ADJ.	CONF.	ADJ CONF.
Average RPI Loss:	214	RECORD	PCT. RANK	GAMES	SCHEDULE	OF SCHEDULE	RPI	RPI	RPI	RPI
DIV. I ONLY	2- 28	345	1- 9	236	338	342	342	32	32	
DIV. I NON-CONF.	0- 12	337	0- 0	50	173	291	291	32	32	

TOTALS	RPI 1-25	RPI 26-50	W-L RECORDS	RPI 51-100	RPI 101-999	RPI 201+				
2- 28	0- 1	0- 1	OVERALL	0- 4	2- 22	2- 19				
1- 9	0- 0	0- 0	HOME	0- 0	1- 9	1- 8				
1- 14	0- 0	0- 0	AWAY	0- 0	1- 3	1- 2				
0- 5	0- 0	0- 1	NEUTRAL	0- 2	0- 2	0- 2				
0- 12	0- 1	0- 1	NON-CONFERENCE	0- 4	0- 6	0- 5				
0- 1	0- 0	0- 0	HOME	0- 0	0- 1	0- 1				
0- 6	0- 1	0- 0	AWAY	0- 2	0- 3	0- 2				
0- 5	0- 0	0- 1	NEUTRAL	0- 2	0- 2	0- 2				
2- 16	0- 0	0- 0	CONFERENCE	0- 0	2- 16	2- 14				
1- 8	0- 0	0- 0	HOME	0- 0	1- 8	1- 7				
1- 8	0- 0	0- 0	AWAY	0- 0	1- 8	1- 7				
0- 0	0- 0	0- 0	NEUTRAL	0- 0	0- 0	0- 0				

RPI 1-25				RPI 26-50				RPI 51-100				RPI 101+				Team's RPI: 342
RPI	S	Opponent	Score	RPI	S	Opponent	Score	RPI	S	Opponent	Score	RPI	S	Opponent	Score	
5	A	Mississippi St.	36 112	33	N	Dayton	46 65	56	A	Western Ky.	48 87	143	A	Colorado	48 85	
								65	N	Michigan St.	64 83	179	A	Southern U.	58 66	
								70	N	Drake	60 96	179	H	Southern U.	54 70	
								80	A	UAB	72 87	205	A	Southern Miss.	69 84	
												221	A	Texas Southern	39 55	
												221	H	Texas Southern	53 72	
												229	H	Nicholls St.	57 62	
												230	A	Grambling	55 64	
												230	H	Grambling	62 64	
												244	A	Prairie View	73 78	
												244	H	Prairie View	74 75	
												264	N	UTSA	55 68	
												276	N	Massachusetts	46 85	
												290	A	Alcorn	62 61	
												290	H	Alcorn	70 76	
												292	A	Murray St.	63 64	
												297	A	Jackson St.	67 68	
												297	H	Jackson St.	72 61	
												314	A	Alabama A&M	48 65	
												314	H	Alabama A&M	49 57	
												316	A	Alabama St.	41 76	
												316	H	Alabama St.	62 70	
												333	A	Ark. -Pine Bluff	64 79	
												333	H	Ark. -Pine Bluff	59 64	
LAST 12 Division I GAMES:																
333	A	Ark. -Pine Bluff	64 79	290	A	Alcorn	62 61									
230	A	Grambling	55 64	314	H	Alabama A&M	49 57									
297	A	Jackson St.	67 68	316	H	Alabama St.	62 70									
244	H	Prairie View	74 75	230	H	Grambling	62 64									
221	H	Texas Southern	53 72	297	H	Jackson St.	72 61									
179	A	Southern U.	58 66	244	A	Prairie View	73 78									

Non-Div I Games:

Mississippi Val.

Average RPI Win:	129	WON-LOST	WINNING	LAST 10	STRENGTH OF	OPP. STRENGTH	TEAM	ADJ.	CONF.	ADJ CONF.
Average RPI Loss:	24	RECORD	PCT. RANK	GAMES	SCHEDULE	OF SCHEDULE	RPI	RPI	RPI	RPI
DIV. I ONLY	24- 7	37	7- 3	41	19	23	23	2	2	
DIV. I NON-CONF.	12- 1	6	0- 0	80	65	14	14	2	2	

TOTALS	RPI 1-25	RPI 26-50	W-L RECORDS	RPI 51-100	RPI 101-999	RPI 201+				
24- 7	2- 3	2- 3	OVERALL	7- 1	13- 0	4- 0				
12- 2	2- 1	0- 1	HOME	3- 0	7- 0	2- 0				
7- 3	0- 2	1- 1	AWAY	3- 0	3- 0	0- 0				
5- 2	0- 0	1- 1	NEUTRAL	1- 1	3- 0	2- 0				
12- 1	0- 0	2- 0	NON-CONFERENCE	4- 1	6- 0	4- 0				
6- 0	0- 0	0- 0	HOME	2- 0	4- 0	2- 0				
2- 0	0- 0	1- 0	AWAY	1- 0	0- 0	0- 0				
4- 1	0- 0	1- 0	NEUTRAL	1- 1	2- 0	2- 0				
12- 6	2- 3	0- 3	CONFERENCE	3- 0	7- 0	0- 0				
6- 2	2- 1	0- 1	HOME	1- 0	3- 0	0- 0				
5- 3	0- 2	0- 1	AWAY	2- 0	3- 0	0- 0				
1- 1	0- 0	0- 1	NEUTRAL	0- 0	1- 0	0- 0				

RPI	S	Opponent	Score	RPI	S	Opponent	Score	RPI	S	Opponent	Score	RPI	S	Opponent	Score
5	H	Mississippi St.	53 57	26	A	Georgia	50 62	53	N	Indiana	75 55	120	H	Saint Louis	70 58
9	H	Tennessee	77 73	26	N	Georgia	41 55	56	N	Western Ky.	76 79	146	A	Arkansas	84 58
11	A	South Carolina	54 64	27	H	LSU	65 69	86	H	Wright St.	82 80	146	H	Arkansas	88 54
11	H	South Carolina	83 74	36	N	Quinnipiac	66 51	88	H	Kentucky	83 78	150	A	Vanderbilt	81 70
15	A	Texas A&M	63 82	43	A	California	55 52	92	H	Kansas St.	73 59	150	H	Vanderbilt	83 68
								94	A	Alabama	62 56	161	A	Ole Miss	67 48
								97	A	Missouri St.	69 59	161	N	Ole Miss	59 50
								100	A	Auburn	59 51	163	H	SIUE	78 48
												175	H	Florida	66 64
												222	H	New Orleans	81 45
												226	N	Xavier	74 48
												237	H	Illinois	72 55
												320	N	Coppin St.	73 50

LAST 12 Division I GAMES:															
26	N	Georgia	41 55	146	A	Arkansas	84 58	5	H	Mississippi St.	53 57	88	H	Kentucky	83 78
161	N	Ole Miss	59 50	88	H	Florida	66 64	11	A	South Carolina	54 64	175	H	Florida	66 64
15	A	Texas A&M	63 82	26	A	Georgia	50 62	26	A	Georgia	50 62	5	H	Mississippi St.	53 57
150	H	Vanderbilt	83 68												
9	H	Tennessee	77 73												
100	A	Auburn	59 51												

Non-Div I Games:

Missouri

Average RPI Win:	243	WON-LOST	WINNING	LAST 10	STRENGTH OF	OPP. STRENGTH	TEAM	ADJ.	CONF.	ADJ CONF.
Average RPI Loss:	78	RECORD	PCT. RANK	GAMES	SCHEDULE	OF SCHEDULE	RPI	RPI	RPI	RPI
DIV. I ONLY	18- 10	93	8- 2	142	207	97	97	24	24	
DIV. I NON-CONF.	3- 7	254	0- 0	11	39	151	151	21	21	

TOTALS	RPI 1-25	RPI 26-50	W-L RECORDS	RPI 51-100	RPI 101-999	RPI 201+				
18- 10	0- 2	0- 1	OVERALL	0- 5	18- 2	12- 0				
11- 2	0- 1	0- 0	HOME	0- 1	11- 0	6- 0				
7- 6	0- 0	0- 1	AWAY	0- 3	7- 2	6- 0				
0- 2	0- 1	0- 0	NEUTRAL	0- 1	0- 0	0- 0				
3- 7	0- 2	0- 1	NON-CONFERENCE	0- 3	3- 1	0- 0				
3- 1	0- 1	0- 0	HOME	0- 0	3- 0	0- 0				
0- 4	0- 0	0- 1	AWAY	0- 2	0- 1	0- 0				
0- 2	0- 1	0- 0	NEUTRAL	0- 1	0- 0	0- 0				
15- 3	0- 0	0- 0	CONFERENCE	0- 2	15- 1	12- 0				
8- 1	0- 0	0- 0	HOME	0- 1	8- 0	6- 0				
7- 2	0- 0	0- 0	AWAY	0- 1	7- 1	6- 0				
0- 0	0- 0	0- 0	NEUTRAL	0- 0	0- 0	0- 0				

RPI 1-25				RPI 26-50				RPI 51-100 Team's RPI: 97				RPI 101+			
RPI	S	Opponent	Score	RPI	S	Opponent	Score	RPI	S	Opponent	Score	RPI	S	Opponent	Score
4	N	Bayl or	58 100	37	A	Bal l St.	58 70	62	N	Penn	60 65	135	A	UNI	57 52
23	H	Missouri	59 69					70	A	Drake	65 84	135	H	UNI	62 52
								70	H	Drake	68 80	148	A	Wi chi ta St.	58 72
								94	A	Al abama	61 65	148	H	Wi chi ta St.	94 71
								95	A	Li ttle Rock	51 63	169	H	Oral Roberts	76 66
												172	A	Southern Ill.	69 71
												172	H	Southern Ill.	79 61
												174	H	Northwestern	90 59
												241	A	Illinois St.	56 50
												241	H	Illinois St.	75 58
												259	A	Indiana St.	77 63
												259	H	Indiana St.	69 56
												266	A	Bradley	71 65
												266	H	Bradley	74 54
												298	A	Valparaiso	66 60
												298	H	Valparaiso	83 60
												304	A	Loyola Chicago	69 58
												304	H	Loyola Chicago	75 36
												349	A	Evansville	95 65
												349	H	Evansville	97 51

LAST 12 Division I GAMES:															
259	H	Indiana St.	69 56	266	H	Bradley	74 54								
349	H	Evansville	97 51	70	A	Drake	65 84								
172	H	Southern Ill.	79 61	135	A	UNI	57 52								
298	A	Valparaiso	66 60	172	A	Southern Ill.	69 71								
304	A	Loyola Chicago	69 58	304	H	Loyola Chicago	75 36								
241	H	Illinois St.	75 58	298	H	Valparaiso	83 60								

Non-Div I Games: Central Mo. 62 36

Missouri St.

Average RPI Win: 283	WON-LOST RECORD	WINNING PCT. RANK	LAST 10 GAMES	STRENGTH OF SCHEDULE	OPP. STRENGTH OF SCHEDULE	TEAM RPI	ADJ. RPI	CONF. RPI	ADJ CONF. RPI
Average RPI Loss: 166									
DIV. I ONLY	10- 21	267	4- 6	212	300	283	283	28	28
DIV. I NON-CONF.	2- 9	295	0- 0	51	289	249	249	25	25

TOTALS	RPI 1-25	RPI 26-50	W-L RECORDS	RPI 51-100	RPI 101-999	RPI 201+			
10- 21	0- 0	0- 3	OVERALL	0- 5	10- 13	10- 8			
7- 7	0- 0	0- 1	HOME	0- 3	7- 3	7- 2			
1- 13	0- 0	0- 1	AWAY	0- 2	1- 10	1- 6			
2- 1	0- 0	0- 1	NEUTRAL	0- 0	2- 0	2- 0			
2- 9	0- 0	0- 0	NON-CONFERENCE	0- 5	2- 4	2- 2			
1- 4	0- 0	0- 0	HOME	0- 3	1- 1	1- 1			
0- 5	0- 0	0- 0	AWAY	0- 2	0- 3	0- 1			
1- 0	0- 0	0- 0	NEUTRAL	0- 0	1- 0	1- 0			
8- 12	0- 0	0- 3	CONFERENCE	0- 0	8- 9	8- 6			
6- 3	0- 0	0- 1	HOME	0- 0	6- 2	6- 1			
1- 8	0- 0	0- 1	AWAY	0- 0	1- 7	1- 5			
1- 1	0- 0	0- 1	NEUTRAL	0- 0	1- 0	1- 0			

RPI S Opponent	Score	RPI S Opponent	Score	RPI S Opponent	Score	RPI S Opponent	Score
36 A Qui nni pi ac	57 77	36 H Qui nni pi ac	55 76	67 H Virginia Tech	34 84	133 A Robert Morris	38 56
36 N Qui nni pi ac	44 83	36 N Qui nni pi ac	44 83	75 H George Washington	45 59	157 A Marist	46 69
				76 A Navy	49 73	157 H Marist	57 85
				83 H Albany (NY)	44 68	166 A Clemson	54 57
				98 A Jacksonv ille	65 74	196 A Si ena	41 44
						207 H Lehi gh	57 75
						233 A Ni agara	65 68
						233 H Ni agara	65 63
						240 N North Florida	67 57
						252 H Ri der	63 56
						253 H Sacred Heart	69 64
						261 A Manhattan	53 63
						261 H Manhattan	63 59
						273 A Fai rfi el d	55 61
						273 H Fai rfi el d	73 65
						285 A Cani si us	50 62
						285 H Cani si us	48 60
						285 N Cani si us	61 58
						286 A Fai rlei gh Di cki nson	61 78
						341 A I ona	62 56
						341 H I ona	68 56
						347 A Saint Peter's	47 67
						347 H Saint Peter's	51 44
LAST 12 Di vi si on I GAMES:							
36 N Qui nni pi ac	44 83	261 H Manhattan	63 59				
285 N Cani si us	61 58	233 H Ni agara	65 63				
36 A Qui nni pi ac	57 77	157 H Marist	57 85				
273 H Fai rfi el d	73 65	196 A Si ena	41 44				
233 A Ni agara	65 68	252 H Ri der	63 56				
285 A Cani si us	50 62	261 A Manhattan	53 63				

Non-Di v I Games:

Monmouth

Average RPI Win:	252	WON-LOST	WINNING	LAST 10	STRENGTH OF	OPP. STRENGTH	TEAM	ADJ.	CONF.	ADJ CONF.
Average RPI Loss:	131	RECORD	PCT. RANK	GAMES	SCHEDULE	OF SCHEDULE	RPI	RPI	RPI	RPI
DIV. I ONLY	13- 16	213	3- 7	238	164	236	236	19	19	
DIV. I NON-CONF.	3- 7	254	0- 0	97	179	255	255	13	13	

TOTALS	RPI 1-25	RPI 26-50	W-L RECORDS	RPI 51-100	RPI 101-999	RPI 201+				
13- 16	0- 1	0- 3	OVERALL	0- 2	13- 10	9- 4				
9- 6	0- 0	0- 2	HOME	0- 1	9- 3	6- 1				
3- 8	0- 0	0- 1	AWAY	0- 1	3- 6	2- 2				
1- 2	0- 1	0- 0	NEUTRAL	0- 0	1- 1	1- 1				
3- 7	0- 1	0- 1	NON-CONFERENCE	0- 2	3- 3	2- 2				
3- 3	0- 0	0- 1	HOME	0- 1	3- 1	2- 1				
0- 2	0- 0	0- 0	AWAY	0- 1	0- 1	0- 0				
0- 2	0- 1	0- 0	NEUTRAL	0- 0	0- 1	0- 1				
10- 9	0- 0	0- 2	CONFERENCE	0- 0	10- 7	7- 2				
6- 3	0- 0	0- 1	HOME	0- 0	6- 2	4- 0				
3- 6	0- 0	0- 1	AWAY	0- 0	3- 5	2- 2				
1- 0	0- 0	0- 0	NEUTRAL	0- 0	1- 0	1- 0				

RPI 1-25				RPI 26-50				RPI 51-100				RPI 101+ Team's RPI: 236			
RPI	S	Opponent	Score	RPI	S	Opponent	Score	RPI	S	Opponent	Score	RPI	S	Opponent	Score
22	N	Marquette	68 87	32	H	Gonzaga	55 70	74	A	Wyoming	62 67	113	H	SFA	60 52
				38	A	Northern Colo.	50 68	88	H	Kentucky	54 71	126	A	Portland St.	53 70
				38	H	Northern Colo.	58 64					126	H	Portland St.	69 53
												139	A	Fresno St.	58 61
												141	H	Eastern Wash.	72 75
												145	A	Weber St.	73 89
												151	H	Idaho	56 67
												153	A	Idaho St.	60 72
												199	A	North Dakota	54 43
												199	H	North Dakota	53 51
												204	A	Montana St.	64 81
												204	H	Montana St.	87 63
												217	H	Seattle U	64 78
												259	N	Indiana St.	45 57
												275	A	Sacramento St.	64 79
												275	H	Sacramento St.	68 59
												275	N	Sacramento St.	87 80
												296	H	Long Beach St.	67 60
												306	A	Northern Ariz.	69 52
												306	H	Northern Ariz.	70 62
												319	H	Cal St. Fullerton	68 47
												328	A	Southern Utah	74 65
												328	H	Southern Utah	81 71

LAST 12 Division I GAMES:															
275	N	Sacramento St.	87 80	275	A	Sacramento St.	64 79	126	A	Portland St.	53 70	199	H	North Dakota	53 51
153	A	Idaho St.	60 72	38	H	Northern Colo.	58 64	306	A	Northern Ariz.	69 52	328	A	Southern Utah	74 65
145	A	Weber St.	73 89												
204	H	Montana St.	87 63												
151	H	Idaho	56 67												
141	H	Eastern Wash.	72 75												

Non-Div I Games: Rocky Mountain 54 38

Montana

Average RPI Win:	233	WON-LOST	WINNING	LAST 10	STRENGTH OF	OPP. STRENGTH	TEAM	ADJ.	CONF.	ADJ CONF.
Average RPI Loss:	159	RECORD	PCT. RANK	GAMES	SCHEDULE	OF SCHEDULE	RPI	RPI	RPI	RPI
DIV. I ONLY	14- 14	177	4- 6	287	168	204	204	19	19	
DIV. I NON-CONF.	4- 5	202	0- 0	207	246	185	185	13	13	

TOTALS	RPI 1-25	RPI 26-50	W-L RECORDS	RPI 51-100	RPI 101-999	RPI 201+				
14- 14	0- 0	0- 3	OVERALL	1- 0	13- 11	8- 4				
8- 3	0- 0	0- 1	HOME	1- 0	7- 2	4- 0				
4- 10	0- 0	0- 2	AWAY	0- 0	4- 8	3- 4				
2- 1	0- 0	0- 0	NEUTRAL	0- 0	2- 1	1- 0				
4- 5	0- 0	0- 1	NON-CONFERENCE	1- 0	3- 4	2- 2				
2- 0	0- 0	0- 0	HOME	1- 0	1- 0	0- 0				
1- 4	0- 0	0- 1	AWAY	0- 0	1- 3	1- 2				
1- 1	0- 0	0- 0	NEUTRAL	0- 0	1- 1	1- 0				
10- 9	0- 0	0- 2	CONFERENCE	0- 0	10- 7	6- 2				
6- 3	0- 0	0- 1	HOME	0- 0	6- 2	4- 0				
3- 6	0- 0	0- 1	AWAY	0- 0	3- 5	2- 2				
1- 0	0- 0	0- 0	NEUTRAL	0- 0	1- 0	0- 0				

RPI	S	Opponent	Score	RPI	S	Opponent	Score	RPI	S	Opponent	Score	RPI	S	Opponent	Score
38	A	Northern Colo.	69 82	74	H	Wyoming	50 46	113	H	SFA	59 54				
38	H	Northern Colo.	63 78					126	A	Portland St.	53 62				
49	A	Southern California	47 98					126	H	Portland St.	60 69				
								141	H	Eastern Wash.	77 74				
								145	A	Weber St.	69 85				
								151	H	Idaho	77 95				
								153	A	Idaho St.	61 60				
								154	A	BYU	54 75				
								198	N	Nevada	53 67				
								199	A	North Dakota	70 79				
								199	H	North Dakota	72 56				
								199	N	North Dakota	68 58				
								236	A	Montana	63 87				
								236	H	Montana	81 64				
								243	A	Omaha	53 64				
								250	A	Hawaii	75 81				
								275	A	Sacramento St.	77 88				
								275	H	Sacramento St.	85 50				
								296	A	Long Beach St.	62 51				
								306	A	Northern Ariz.	78 56				
								306	H	Northern Ariz.	81 39				
								313	N	Utah St.	64 52				
								328	A	Southern Utah	63 57				
								328	H	Southern Utah	91 71				

LAST 12 Division I GAMES:															
199	N	North Dakota	68 58	126	A	Portland St.	53 62								
145	A	Weber St.	69 85	275	A	Sacramento St.	77 88								
153	A	Idaho St.	61 60	38	H	Northern Colo.	63 78								
236	A	Montana	63 87	199	H	North Dakota	72 56								
141	H	Eastern Wash.	77 74	328	A	Southern Utah	63 57								
151	H	Idaho	77 95	306	A	Northern Ariz.	78 56								

Non-Div I Games: Mont. St. Billings 67 47 Providence (MT) 66 31

Montana St.

Average RPI Win: 274		WON-LOST RECORD	WINNING PCT. RANK	LAST 10 GAMES	STRENGTH OF SCHEDULE	OPP. STRENGTH OF SCHEDULE	TEAM RPI	ADJ. RPI	CONF. RPI	ADJ. CONF. RPI
Average RPI Loss: 154										
DIV. I ONLY		19- 11	98	6- 4	330	272	190	190	25	25
DIV. I NON-CONF.		7- 4	102	0- 0	336	294	218	218	27	27
TOTALS		RPI 1-25	RPI 26-50	W-L RECORDS		RPI 51-100	RPI 101-999	RPI 201+		
19- 11	0- 0		0- 0	OVERALL		0- 4	19- 7	16- 3		
8- 5	0- 0		0- 0	HOME		0- 1	8- 4	6- 2		
11- 5	0- 0		0- 0	AWAY		0- 0	11- 0	10- 0		
0- 1	0- 0		0- 0	NEUTRAL		0- 0	0- 1	0- 0		
7- 4	0- 0		0- 0	NON-CONFERENCE		0- 2	7- 2	6- 2		
2- 2	0- 0		0- 0	HOME		0- 0	2- 2	1- 2		
5- 2	0- 0		0- 0	AWAY		0- 2	5- 0	5- 0		
0- 0	0- 0		0- 0	NEUTRAL		0- 0	0- 0	0- 0		
12- 7	0- 0		0- 0	CONFERENCE		0- 2	12- 5	10- 1		
6- 3	0- 0		0- 0	HOME		0- 1	6- 2	5- 0		
6- 3	0- 0		0- 0	AWAY		0- 1	6- 2	5- 1		
0- 1	0- 0		0- 0	NEUTRAL		0- 0	0- 1	0- 0		

[illegible]

Non-Div I Games:	Brescia	120	41	Ky. Christian	115	39
------------------	---------	-----	----	---------------	-----	----

Morehead St.

■ Loss, ■ Non-Conf, S Site, H Home A Away N Neutral

Average RPI Win: 312
 Average RPI Loss: 187

WON-LOST
 RECORD

WINNING
 PCT. RANK

LAST 10
 GAMES

STRENGTH OF
 SCHEDULE

OPP. STRENGTH
 OF SCHEDULE

TEAM
 RPI

ADJ.
 RPI

CONF.
 RPI

ADJ CONF.
 RPI

DIV. I ONLY	14- 14	177	6- 4	347	299	268	268	30	30
DIV. I NON-CONF.	5- 6	187	0- 0	280	176	205	205	30	30

TOTALS	RPI 1-25	RPI 26-50	W-L RECORDS	RPI 51-100	RPI 101-999	RPI 201+			
14- 14	0- 1	0- 2	OVERALL	0- 1	14- 10	14- 6			
8- 3	0- 0	0- 0	HOME	0- 0	8- 3	8- 2			
5- 10	0- 0	0- 0	AWAY	0- 0	5- 0	5- 0			
1- 1	0- 1	0- 0	NEUTRAL	0- 0	1- 0	1- 0			
5- 6	0- 1	0- 2	NON-CONFERENCE	0- 1	5- 2	5- 1			
3- 0	0- 0	0- 0	HOME	0- 0	3- 0	3- 0			
2- 5	0- 0	0- 2	AWAY	0- 1	2- 2	2- 1			
0- 1	0- 1	0- 0	NEUTRAL	0- 0	0- 0	0- 0			
9- 8	0- 0	0- 0	CONFERENCE	0- 0	9- 8	9- 5			
5- 3	0- 0	0- 0	HOME	0- 0	5- 3	5- 2			
3- 5	0- 0	0- 0	AWAY	0- 0	3- 5	3- 3			
1- 0	0- 0	0- 0	NEUTRAL	0- 0	1- 0	1- 0			

RPI 1-25				RPI 26-50				RPI 51-100				RPI 101+				Team's RPI: 268
RPI	S	Opponent	Score	RPI	S	Opponent	Score	RPI	S	Opponent	Score	RPI	S	Opponent	Score	
21	N	Iowa	46 90	33	A	Dayton	52 88	64	A	West Virginia	41 84	115	A	Colorado St.	44 60	
				35	A	Syracuse	68 95					129	H	Bethune-Cookman	57 64	
												168	A	N. C. A&T	60 67	
												178	A	Hampton	60 63	
												215	A	Norfolk St.	55 53	
												267	H	Howard	61 68	
												272	H	UMES	63 50	
												291	A	Central Conn. St.	61 41	
												293	H	Mt. St. Mary's	75 67	
												300	H	FIU	62 51	
												310	A	Marshall	68 73	
												317	A	N. C. Central	57 60	
												320	A	Coppin St.	53 55	
												320	H	Coppin St.	73 59	
												320	N	Coppin St.	58 51	
												322	H	South Carolina St.	65 55	
												331	A	Delaware St.	56 60	
												331	H	Delaware St.	54 62	
												337	A	Florida A&M	59 44	
												337	H	Florida A&M	61 56	
												339	H	NJIT	55 43	
												340	A	Savannah St.	70 41	
												340	H	Savannah St.	73 67	
												348	A	UMass Lowell	65 59	
LAST 12 Division I GAMES:																
				320	N	Coppin St.	58 51	340	A	Savannah St.	70 41					
				331	A	Delaware St.	56 60	267	H	Howard	61 68					
				320	H	Coppin St.	73 59	215	A	Norfolk St.	55 53					
				178	A	Hampton	60 63	322	H	South Carolina St.	65 55					
				129	H	Bethune-Cookman	57 64	331	H	Delaware St.	54 62					
				337	A	Florida A&M	59 44	320	A	Coppin St.	53 55					

Non-Div I Games: Cheyney 123 53 Lincoln (PA) 60 41

Morgan St.

Loss, Non-Conf, S Site, H Home A Away N Neutral

Average RPI Win:	282	WON-LOST	WINNING	LAST 10	STRENGTH OF	OPP. STRENGTH	TEAM	ADJ.	CONF.	ADJ CONF.
Average RPI Loss:	212	RECORD	PCT. RANK	GAMES	SCHEDULE	OF SCHEDULE	RPI	RPI	RPI	RPI
DIV. I ONLY	9- 20	270	3- 7	282	313	293	293	29	29	
DIV. I NON-CONF.	3- 8	268	0- 0	233	243	265	265	29	29	

TOTALS	RPI 1-25	RPI 26-50	W-L RECORDS	RPI 51-100	RPI 101-999	RPI 201+				
9- 20	0- 2	0- 0	OVERALL	0- 0	9- 18	9- 14				
5- 7	0- 0	0- 0	HOME	0- 0	5- 7	5- 5				
4- 13	0- 0	0- 0	AWAY	0- 0	4- 0	4- 0				
0- 0	0- 0	0- 0	NEUTRAL	0- 0	0- 0	0- 0				
3- 8	0- 2	0- 0	NON-CONFERENCE	0- 0	3- 6	3- 6				
2- 1	0- 0	0- 0	HOME	0- 0	2- 1	2- 1				
1- 7	0- 2	0- 0	AWAY	0- 0	1- 5	1- 5				
0- 0	0- 0	0- 0	NEUTRAL	0- 0	0- 0	0- 0				
6- 12	0- 0	0- 0	CONFERENCE	0- 0	6- 12	6- 8				
3- 6	0- 0	0- 0	HOME	0- 0	3- 6	3- 4				
3- 6	0- 0	0- 0	AWAY	0- 0	3- 6	3- 4				
0- 0	0- 0	0- 0	NEUTRAL	0- 0	0- 0	0- 0				

RPI 1-25				RPI 26-50				RPI 51-100				RPI 101+				Team's RPI: 293
RPI	S	Opponent	Score	RPI	S	Opponent	Score	RPI	S	Opponent	Score	RPI	S	Opponent	Score	
1	A	Notre Dame	65 121									119	A	Saint Francis (PA)	88 92	
16	A	Maryland	57 97									119	H	Saint Francis (PA)	69 79	
												133	A	Robert Morris	54 66	
												133	H	Robert Morris	68 77	
												207	A	Lehigh	71 75	
												226	A	Xavier	45 66	
												228	H	Gardner-Webb	67 75	
												234	H	Loyola Maryland	71 63	
												252	H	Rider	82 78	
												253	A	Sacred Heart	44 56	
												253	H	Sacred Heart	52 82	
												265	A	St. Francis Brooklyn	73 82	
												265	H	St. Francis Brooklyn	56 75	
												268	A	Morgan St.	67 75	
												271	A	LIU Brooklyn	48 53	
												271	H	LIU Brooklyn	59 61	
												272	A	UMES	66 63	
												273	A	Fairfield	65 76	
												286	A	Fairleigh Dickinson	55 53	
												286	H	Fairleigh Dickinson	55 52	
												291	A	Central Conn. St.	68 56	
												291	H	Central Conn. St.	76 56	
												295	A	Bryant	68 63	
												295	H	Bryant	64 67	
												320	A	Coppin St.	54 68	
												329	A	Wagner	68 69	
												329	H	Wagner	79 56	

LAST 12 Division I GAMES:																
133	A	Robert Morris	54 66	286	A	Fairleigh Dickinson	55 53									
119	H	Saint Francis (PA)	69 79	265	H	St. Francis Brooklyn	56 75									
329	A	Wagner	68 69	271	H	LIU Brooklyn	59 61									
291	H	Central Conn. St.	76 56	329	H	Wagner	79 56									
295	H	Bryant	64 67	133	H	Robert Morris	68 77									
253	A	Sacred Heart	44 56	119	A	Saint Francis (PA)	88 92									

Non-Div I Games:

Mt. St. Mary's

Average RPI Win: 302
Average RPI Loss: 170

DIV. I ONLY	10- 19	252	4- 6	311	262	292	292	25	25
DIV. I NON-CONF.	3- 7	254	0- 0	321	211	306	306	27	27
TOTALS	RPI 1-25	RPI 26-50	W-L RECORDS	RPI 51-100	RPI 101-999	RPI 201+			
10- 19	0- 1	0- 0	OVERALL	0- 3	10- 15	10- 6			
6- 7	0- 0	0- 0	HOME	0- 0	6- 7	6- 1			
4- 11	0- 1	0- 0	AWAY	0- 2	4- 8	4- 5			
0- 1	0- 0	0- 0	NEUTRAL	0- 1	0- 0	0- 0			
3- 7	0- 1	0- 0	NON-CONFERENCE	0- 1	3- 5	3- 3			
2- 2	0- 0	0- 0	HOME	0- 0	2- 2	2- 0			
1- 5	0- 1	0- 0	AWAY	0- 1	1- 3	1- 3			
0- 0	0- 0	0- 0	NEUTRAL	0- 0	0- 0	0- 0			
7- 12	0- 0	0- 0	CONFERENCE	0- 2	7- 10	7- 3			
4- 5	0- 0	0- 0	HOME	0- 0	4- 5	4- 1			
3- 6	0- 0	0- 0	AWAY	0- 1	3- 5	3- 2			
0- 1	0- 0	0- 0	NEUTRAL	0- 1	0- 0	0- 0			

RPI 1-25				RPI 26-50				RPI 51-100				RPI 101+ Team's RPI: 292			
RPI	S	Opponent	Score	RPI	S	Opponent	Score	RPI	S	Opponent	Score	RPI	S	Opponent	Score
3	A	Louisville	51 115					57	A	Belmont	65 70	110	H	ETSU	68 96
								57	N	Belmont	64 88	123	H	Butler	59 88
								94	A	Alabama	47 68	156	A	UT Martin	67 85
												156	H	UT Martin	80 97
												162	A	Jacksonville St.	65 97
												162	H	Jacksonville St.	55 59
												163	A	SIUE	68 77
												163	H	SIUE	70 75
												190	H	Morehead St.	80 82
												218	A	UNCG	63 52
												232	A	Southeast Mo. St.	70 80
												232	H	Southeast Mo. St.	74 85
												249	A	Austin Peay	69 75
												249	H	Austin Peay	91 65
												254	H	Northern Ky.	98 87
												260	A	Lipscomb	64 65
												311	A	Tennessee Tech	72 63
												311	H	Tennessee Tech	80 73
												314	A	Alabama A&M	54 71
												315	H	Eastern Ky.	75 68
												330	A	Tennessee St.	85 73
												342	H	Mississippi Val.	64 63
												345	A	Eastern Ill.	70 63
												345	H	Eastern Ill.	72 61
												349	A	Evansville	81 89
LAST 12 Division I GAMES:															
				57	N	Belmont	64 88	249	H	Austin Peay	91 65				
				249	A	Austin Peay	69 75	156	A	UT Martin	67 85				
				345	A	Eastern Ill.	70 63	232	A	Southeast Mo. St.	70 80				
				311	H	Tennessee Tech	80 73	315	H	Eastern Ky.	75 68				
				162	H	Jacksonville St.	55 59	190	H	Morehead St.	80 82				
				163	A	SIUE	68 77	330	A	Tennessee St.	85 73				

Murray St.

Average RPI Win:	315	WON-LOST	WINNING	LAST 10	STRENGTH OF	OPP. STRENGTH	TEAM	ADJ.	CONF.	ADJ CONF.
Average RPI Loss:	205	RECORD	PCT. RANK	GAMES	SCHEDULE	OF SCHEDULE	RPI	RPI	RPI	RPI
DIV. I ONLY	8- 20	279	4- 6	316	330	317	317	30	30	
DIV. I NON-CONF.	1- 11	331	0- 0	258	289	339	339	30	30	

TOTALS	RPI 1-25	RPI 26-50	W-L RECORDS	RPI 51-100	RPI 101-999	RPI 201+				
8- 20	0- 0	0- 2	OVERALL	0- 0	8- 18	8- 11				
5- 6	0- 0	0- 1	HOME	0- 0	5- 5	5- 3				
3- 14	0- 0	0- 1	AWAY	0- 0	3- 13	3- 8				
0- 0	0- 0	0- 0	NEUTRAL	0- 0	0- 0	0- 0				
1- 11	0- 0	0- 2	NON-CONFERENCE	0- 0	1- 9	1- 6				
1- 2	0- 0	0- 1	HOME	0- 0	1- 1	1- 1				
0- 9	0- 0	0- 1	AWAY	0- 0	0- 8	0- 5				
0- 0	0- 0	0- 0	NEUTRAL	0- 0	0- 0	0- 0				
7- 9	0- 0	0- 0	CONFERENCE	0- 0	7- 9	7- 5				
4- 4	0- 0	0- 0	HOME	0- 0	4- 4	4- 2				
3- 5	0- 0	0- 0	AWAY	0- 0	3- 5	3- 3				
0- 0	0- 0	0- 0	NEUTRAL	0- 0	0- 0	0- 0				

RPI 1-25				RPI 26-50				RPI 51-100				RPI 101+ Team's RPI: 317			
RPI	S	Opponent	Score	RPI	S	Opponent	Score	RPI	S	Opponent	Score	RPI	S	Opponent	Score
				42	H	Oregon St.	44 97					104	A	Iowa St.	58 99
				46	A	Elon	50 78					115	A	Colorado St.	48 85
												129	A	Bethune-Cookman	47 57
												168	A	N. C. A&T	54 67
												168	H	N. C. A&T	57 60
												178	H	Hampton	53 62
												192	A	East Carolina	61 73
												215	H	Norfolk St.	60 75
												227	A	Coastal Caro.	65 68
												245	A	Presbyteria n	60 69
												256	H	Campbell I	51 58
												258	A	UNCW	63 89
												267	A	Howard	54 69
												267	H	Howard	78 77
												268	H	Morgan St.	60 57
												272	A	UMES	73 84
												272	H	UMES	69 80
												302	A	USC Upstate	61 66
												303	A	Wofford	56 77
												320	H	Coppin St.	60 52
												322	A	South Carolina St.	81 63
												331	A	Delaware St.	74 67
												331	H	Delaware St.	76 60
												337	A	Florida A&M	81 84
												340	A	Savannah St.	74 61
												343	H	Longwood	87 75

				LAST 12 Division I GAMES:											
				168	H	N. C. A&T	57 60	337	A	Florida A&M	81 84				
				340	A	Savannah St.	74 61	178	H	Hampton	53 62				
				322	A	South Carolina St.	81 63	331	H	Delaware St.	76 60				
				267	H	Howard	78 77	168	A	N. C. A&T	54 67				
				272	H	UMES	69 80	272	A	UMES	73 84				
				129	A	Bethune-Cookman	47 57	267	A	Howard	54 69				

Non-Div I Games: Johnson & Wales (NC) 8 51

N. C. Central

■ Loss,
 ■ Non-Conf,
 ■ S Site,
 ■ Home
 ■ Away
 N Neutral

N
C
S
t
a
t
e

NC State				Through Games Of March 5, 2018							
Average RPI	Win:	121	WON-LOST	WINNING	LAST 10	STRENGTH OF	OPP. STRENGTH	TEAM	ADJ.	CONF.	ADJ CONF.
Average RPI	Loss:	22	RECORD	PCT. RANK	GAMES	SCHEDULE	OF SCHEDULE	RPI	RPI	RPI	RPI
DIV. I ONLY		24- 8	45	7- 3	20	10	17	17	1	1	
DIV. I NON-CONF.		11- 2	22	0- 0	82	57	24	24	1	1	

TOTALS	RPI 1-25		RPI 26-50		W-L RECORDS	RPI 51-100		RPI 101-999		RPI 201+	
24- 8	2- 4		2- 4		OVERALL	5- 0		15- 0		3- 0	
14- 2	1- 1		2- 1		HOME	3- 0		8- 0		2- 0	
7- 4	0- 2		0- 2		AWAY	1- 0		6- 0		1- 0	
3- 2	1- 1		0- 1		NEUTRAL	1- 0		1- 0		0- 0	
11- 2	0- 0		1- 2		NON-CONFERENCE	3- 0		7- 0		2- 0	
8- 0	0- 0		1- 0		HOME	2- 0		5- 0		1- 0	
2- 1	0- 0		0- 1		AWAY	0- 0		2- 0		1- 0	
1- 1	0- 0		0- 1		NEUTRAL	1- 0		0- 0		0- 0	
13- 6	2- 4		1- 2		CONFERENCE	2- 0		8- 0		1- 0	
6- 2	1- 1		1- 1		HOME	1- 0		3- 0		1- 0	
5- 3	0- 2		0- 1		AWAY	1- 0		4- 0		0- 0	
2- 1	1- 1		0- 0		NEUTRAL	0- 0		1- 0		0- 0	

RPI 1-25		Team's RPI: 17		RPI 26-50		RPI 51-100		RPI 101+			
RPI	S	Opponent	Score	RPI	S	Opponent	Score	RPI	S	Opponent	Score
1	A	Notre Dame	67 86	30	N	South Dakota St.	67 75	67	A	Virginia Tech	68 51
3	H	Louisville	47 55	31	H	Virginia	63 73	68	H	Georgia Tech	56 43
3	N	Louisville	59 64	35	H	Syracuse	60 56	94	N	Alabama	68 49
8	H	Florida St.	65 56	40	A	Rutgers	53 57	96	H	Georgetown	63 49
18	A	Duke	56 69	46	H	Elon	70 57	98	H	Jacksonville	64 44
18	N	Duke	51 45	50	A	Miami (FL)	48 52				

LAST 12 Division I GAMES:											
3 N Louisville 59 64				117 H North Carolina 73 54							
18 N Duke 51 45				50 A Miami (FL) 48 52							
117 N North Carolina 77 64				208 H Boston College 72 54							
1 A Notre Dame 67 86				8 H Florida St. 65 56							
181 A Pittsburgh 77 66				166 A Clemson 62 41							
109 H Wake Forest 74 61				109 A Wake Forest 82 68							

N
C
S
t
a
t
e

Non-Div I Games:

NC State

Average RPI Win:	259	WON-LOST	WINNING	LAST 10	STRENGTH OF	OPP. STRENGTH	TEAM	ADJ.	CONF.	ADJ CONF.
Average RPI Loss:	199	RECORD	PCT. RANK	GAMES	SCHEDULE	OF SCHEDULE	RPI	RPI	RPI	RPI
DIV. I ONLY	3- 26	337	1- 9	233	306	339	339	23	23	
DIV. I NON-CONF.	1- 13	336	0- 0	272	339	345	345	22	22	
<hr/>										
TOTALS	RPI 1-25	RPI 26-50	W-L RECORDS	RPI 51-100	RPI 101-999	RPI 201+				
3- 26	0- 0	0- 1	OVERALL	0- 6	3- 19	3- 14				
2- 12	0- 0	0- 0	HOME	0- 3	2- 9	2- 8				
1- 14	0- 0	0- 1	AWAY	0- 3	1- 10	1- 6				
0- 0	0- 0	0- 0	NEUTRAL	0- 0	0- 0	0- 0				
1- 13	0- 0	0- 1	NON-CONFERENCE	0- 1	1- 11	1- 8				
1- 6	0- 0	0- 0	HOME	0- 1	1- 5	1- 5				
0- 7	0- 0	0- 1	AWAY	0- 0	0- 6	0- 3				
0- 0	0- 0	0- 0	NEUTRAL	0- 0	0- 0	0- 0				
2- 13	0- 0	0- 0	CONFERENCE	0- 5	2- 8	2- 6				
1- 6	0- 0	0- 0	HOME	0- 2	1- 4	1- 3				
1- 7	0- 0	0- 0	AWAY	0- 3	1- 4	1- 3				
0- 0	0- 0	0- 0	NEUTRAL	0- 0	0- 0	0- 0				

RPI 1-25	RPI 26-50	RPI 51-100	RPI 101+	Team's RPI: 339
RPI S Opponent Score	RPI S Opponent Score	RPI S Opponent Score	RPI S Opponent Score	
	30 A South Dakota St. 48 92	52 A FGCU 62 83	116 A Dartmouth 50 81	
		52 A FGCU 66 90	152 A Army West Point 49 79	
		52 H FGCU 43 89	159 A Binghamton 36 67	
		62 H Penn 38 77	197 A Stetson 55 73	
		98 A Jacksonville 53 73	197 H Stetson 53 72	
		98 H Jacksonville 58 88	207 A Lehigh 50 64	
			240 A North Florida 66 62	
			240 H North Florida 75 65	
			252 H Rider 64 79	
			260 A Lipscomb 58 66	
			260 H Lipscomb 58 74	
			263 H Cornell 46 61	
			268 A Morgan St. 43 55	
			271 H LIU Brooklyn 49 67	
			284 A North Dakota St. 58 105	
			286 H Fairleigh Dickinson 70 74	
			296 H Long Beach St. 73 57	
			301 A Kennesaw St. 65 80	
			301 H Kennesaw St. 58 61	
			302 A USC Upstate 67 74	
			302 H USC Upstate 57 95	
			347 H Saint Peter's 52 59	
LAST 12 Division I GAMES:				
	52 A FGCU 62 83	301 H Kennesaw St. 58 61		
	302 A USC Upstate 67 74	260 A Lipscomb 58 66		
	98 A Jacksonville 53 73	301 A Kennesaw St. 65 80		
	240 A North Florida 66 62	260 H Lipscomb 58 74		
	52 H FGCU 43 89	240 H North Florida 75 65		
	197 H Stetson 53 72	98 H Jacksonville 58 88		

Non-Div I Games: St. Joseph's (Brkn)106 42

NJIT

Navy

N
a
v
y

Navy

Page 187

Average RPI Win:	149	WON-LOST	WINNING	LAST 10	STRENGTH OF	OPP. STRENGTH	TEAM	ADJ.	CONF.	ADJ CONF.
Average RPI Loss:	49	RECORD	PCT. RANK	GAMES	SCHEDULE	OF SCHEDULE	RPI	RPI	RPI	RPI
DIV. I ONLY	21- 10	78	6- 4	63	49	60	60	3	3	
DIV. I NON-CONF.	9- 4	82	0- 0	235	91	135	135	4	4	

TOTALS	RPI 1-25	RPI 26-50	W-L RECORDS	RPI 51-100	RPI 101-999	RPI 201+				
21- 10	2- 5	3- 2	OVERALL	4- 1	12- 2	8- 0				
10- 6	1- 2	0- 2	HOME	2- 0	7- 2	5- 0				
9- 2	1- 1	2- 0	AWAY	2- 1	4- 0	2- 0				
2- 2	0- 2	1- 0	NEUTRAL	0- 0	1- 0	1- 0				
9- 4	0- 1	0- 1	NON-CONFERENCE	1- 0	8- 2	5- 0				
5- 3	0- 0	0- 1	HOME	0- 0	5- 2	3- 0				
3- 0	0- 0	0- 0	AWAY	1- 0	2- 0	1- 0				
1- 1	0- 1	0- 0	NEUTRAL	0- 0	1- 0	1- 0				
12- 6	2- 4	3- 1	CONFERENCE	3- 1	4- 0	3- 0				
5- 3	1- 2	0- 1	HOME	2- 0	2- 0	2- 0				
6- 2	1- 1	2- 0	AWAY	1- 1	2- 0	1- 0				
1- 1	0- 1	1- 0	NEUTRAL	0- 0	0- 0	0- 0				

RPI 1-25				RPI 26-50				RPI 51-100				RPI 101+			
RPI	S	Opponent	Score	RPI	S	Opponent	Score	RPI	S	Opponent	Score	RPI	S	Opponent	Score
6	H	Ohio St.	61 73	39	H	Michigan	64 69	53	A	Indiana	75 83	112	H	Washington St.	61 73
16	A	Maryland	75 77	39	N	Michigan	61 54	61	H	Purdue	75 51	146	H	Arkansas	80 69
16	H	Maryland	57 64	40	A	Rutgers	52 42	65	A	Michigan St.	79 69	163	H	SIUE	62 53
16	N	Maryland	53 66	41	A	Minnesota	79 74	70	A	Drake	89 84	166	H	Clemson	66 67
19	N	Buffalo	72 82	47	H	Creighton	49 64	93	H	Penn St.	59 51	174	A	Northwestern	69 59
21	A	Iowa	92 74									183	A	Kansas	66 49
21	H	Iowa	74 65									203	H	Wisconsin	51 48
												219	H	Fla. Atlantic	86 69
												227	N	Coastal Caro.	55 47
												237	A	Illinois	80 72
												237	H	Illinois	62 47
												279	H	UMKC	80 60
												280	A	San Jose St.	81 55
												333	H	Ark.-Pine Bluff	73 52

LAST 12 Division I GAMES:															
16	N	Maryland	53 66	203	H	Wisconsin	51 48								
39	N	Michigan	61 54	16	H	Maryland	57 64								
16	A	Maryland	75 77	237	H	Illinois	62 47								
93	H	Penn St.	59 51	21	A	Iowa	92 74								
53	A	Indiana	75 83	61	H	Purdue	75 51								
65	A	Michigan St.	79 69	40	A	Rutgers	52 42								

Non-Div I Games:

Nebraska

N
e
v
a
d
aN
e
v
a
d
a

Nevada

Page 189

Average RPI Win: 246		WON-LOST RECORD	WINNING PCT. RANK	LAST 10 GAMES	STRENGTH OF SCHEDULE	OPP. STRENGTH OF SCHEDULE	TEAM RPI	ADJ. RPI	CONF. RPI	ADJ. CONF. RPI
Average RPI Loss: 156										
DIV. I ONLY		18- 12	112	5- 5	291	246	173	173	20	20
DIV. I NON-CONF.		8- 4	87	0- 0	339	250	195	195	24	24
TOTALS		RPI 1-25	RPI 26-50	W-L RECORDS	RPI 51-100	RPI 101-999	RPI 201+			
18- 12	0- 0		0- 0	OVERALL	1- 4	17- 8	12- 4			
8- 4	0- 0		0- 0	HOME	1- 1	7- 3	5- 1			
8- 7	0- 0		0- 0	AWAY	0- 3	8- 4	6- 2			
2- 1	0- 0		0- 0	NEUTRAL	0- 0	2- 1	1- 1			
8- 4	0- 0		0- 0	NON-CONFERENCE	0- 0	8- 4	7- 3			
4- 0	0- 0		0- 0	HOME	0- 0	4- 0	3- 0			
3- 3	0- 0		0- 0	AWAY	0- 0	3- 3	3- 2			
1- 1	0- 0		0- 0	NEUTRAL	0- 0	1- 1	1- 1			
10- 8	0- 0		0- 0	CONFERENCE	1- 4	9- 4	5- 1			
4- 4	0- 0		0- 0	HOME	1- 1	3- 3	2- 1			
5- 4	0- 0		0- 0	AWAY	0- 3	5- 1	3- 0			
1- 0	0- 0		0- 0	NEUTRAL	0- 0	1- 0	0- 0			

RPI 1-25				RPI 26-50				RPI 51-100				RPI 101+				Team's RPI: 173	
RPI	S	Opponent	Score	RPI	S	Opponent	Score	RPI	S	Opponent	Score	RPI	S	Opponent	Score		
								73	A	Maine	46	77	116	A	Dartmouth	49	57
								73	A	Maine	48	64	131	A	Hartford	49	85
								73	H	Maine	46	56	131	H	Hartford	76	58
								83	A	Albany (NY)	53	66	138	H	Northeastern	65	50
								83	H	Albany (NY)	74	68	159	A	Binghamton	63	61
													159	H	Binghamton	52	54
													186	A	Stony Brook	51	50
													186	H	Stony Brook	56	62
													186	N	Stony Brook	71	54
													208	A	Boston College	55	64
													226	A	Xavier	66	71
													231	H	Boston U.	72	57
													246	N	La Salle	51	59
													253	A	Sacred Heart	74	47
													261	H	Manhattan	68	55
													263	H	Cornell	48	45
													273	N	Fairfield	71	61
													294	A	Vermont	52	49
													294	H	Vermont	53	58
													295	A	Bryant	74	65
													323	A	UMBC	51	46
													323	H	UMBC	56	51
													329	A	Wagner	65	53
													348	A	UMass Lowell	70	49
													348	H	UMass Lowell	66	45
LAST 12 Division I GAMES:																	
				73	A	Maine	48	64	73	A	Maine	46	77				
				186	N	Stony Brook	71	54	294	H	Vermont	53	58				
				348	A	UMass Lowell	70	49	83	H	Albany (NY)	74	68				
				186	H	Stony Brook	56	62	131	A	Hartford	49	85				
				131	H	Hartford	76	58	159	H	Binghamton	52	54				
				323	A	UMBC	51	46	73	H	Maine	46	56				

Non-Div I Games:	Colby-Sawyer	64	40
------------------	--------------	----	----

New Hampshire

■ Loss, ■ Non-Conf, S Site, H Home A Away N Neutral

Average RPI Win: 191		WON-LOST RECORD	WINNING PCT. RANK	LAST 10 GAMES	STRENGTH OF SCHEDULE	OPP. STRENGTH OF SCHEDULE	TEAM RPI	ADJ. RPI	CONF. RPI	ADJ. CONF. RPI
Average RPI Loss: 128										
DIV. I ONLY		22- 9	62	7- 3	152	128	82	82	16	16
DIV. I NON-CONF.		11- 1	13	0- 0	63	138	12	12	14	14
TOTALS		RPI 1-25	RPI 26-50	W-L RECORDS	RPI 51-100	RPI 101-999	RPI 201+			
22- 9	1- 0		0- 1	OVERALL	2- 4	19- 4	10- 2			
16- 2	1- 0		0- 0	HOME	2- 2	13- 0	6- 0			
5- 7	0- 0		0- 1	AWAY	0- 2	5- 4	3- 2			
1- 0	0- 0		0- 0	NEUTRAL	0- 0	1- 0	1- 0			
11- 1	1- 0		0- 1	NON-CONFERENCE	2- 0	8- 0	4- 0			
9- 0	1- 0		0- 0	HOME	2- 0	6- 0	3- 0			
2- 1	0- 0		0- 1	AWAY	0- 0	2- 0	1- 0			
0- 0	0- 0		0- 0	NEUTRAL	0- 0	0- 0	0- 0			
11- 8	0- 0		0- 0	CONFERENCE	0- 4	11- 4	6- 2			
7- 2	0- 0		0- 0	HOME	0- 2	7- 0	3- 0			
3- 6	0- 0		0- 0	AWAY	0- 2	3- 4	2- 2			
1- 0	0- 0		0- 0	NEUTRAL	0- 0	1- 0	1- 0			

RPI 1-25				RPI 26-50				RPI 51-100				RPI 101+			
RPI	S	Opponent	Score	RPI	S	Opponent	Score	RPI	S	Opponent	Score	RPI	S	Opponent	Score
22	H	Marquette	88 87	34	A	Oklahoma	63 105	74	A	Wyoming	55 66	105	H	Western Mich.	88 76
								74	H	Wyoming	62 63	115	A	Colorado St.	71 74
								76	H	Navy	94 87	115	H	Colorado St.	54 48
								87	A	UNLV	62 74	132	A	Boise St.	85 91
								87	H	UNLV	66 68	132	H	Boise St.	100 83
								91	H	Lamar University	90 58	139	A	Fresno St.	93 89
												139	H	Fresno St.	88 75
												148	H	Wichita St.	76 62
												176	A	UTEP	59 35
												185	H	UC Irvine	83 61
												198	H	Nevada	72 68
												210	A	New Mexico St.	101 93
												210	H	New Mexico St.	86 75
												237	H	Illinois	97 68
												251	H	Texas Tech	90 56
												270	A	San Diego St.	89 97
												280	A	San Jose St.	86 95
												280	H	San Jose St.	92 62
												280	N	San Jose St.	84 54
												287	A	Air Force	88 59
												287	H	Air Force	57 49
												313	A	Utah St.	74 50
												313	H	Utah St.	80 47
LAST 12 Division I GAMES:															
				280	N	San Jose St.	84 54	287	H	Air Force	57 49				
				139	A	Fresno St.	93 89	132	A	Boise St.	85 91				
				115	H	Colorado St.	54 48	280	H	San Jose St.	92 62				
				87	A	UNLV	62 74	313	H	Utah St.	80 47				
				74	H	Wyoming	62 63	115	A	Colorado St.	71 74				
				313	A	Utah St.	74 50	270	A	San Diego St.	89 97				

Non-Div I Games:	Northern N.M.	107	66
------------------	---------------	-----	----

New Mexico

■ Loss, ■ Non-Conf, S Site, H Home A Away N Neutral

New Mexico St.				Through Games of March 31, 2018								
Average RPI	Win:	275	WON-LOST RECORD	WINNING PCT.	RANK	LAST 10 GAMES	STRENGTH OF SCHEDULE	OPP. STRENGTH OF SCHEDULE	TEAM RPI	ADJ. RPI	CONF. RPI	ADJ. CONF. RPI
	Loss:	175										
DIV. I ONLY			15- 11	126		8- 2	307	320	210	210	31	31
DIV. I NON-CONF.			4- 8	239		0- 0	218	239	259	259	31	31
TOTALS		RPI 1-25			RPI 26-50		W-L RECORDS		RPI 51-100	RPI 101-999		RPI 201+
15- 11	0- 0			0- 0		OVERALL	0- 2		15- 9		14- 5	
9- 3	0- 0			0- 0		HOME	0- 1		9- 2		8- 0	
6- 5	0- 0			0- 0		AWAY	0- 1		6- 4		6- 4	
0- 3	0- 0			0- 0		NEUTRAL	0- 0		0- 3		0- 1	
4- 8	0- 0			0- 0		NON-CONFERENCE	0- 2		4- 6		3- 2	
2- 3	0- 0			0- 0		HOME	0- 1		2- 2		1- 0	
2- 2	0- 0			0- 0		AWAY	0- 1		2- 1		2- 1	
0- 3	0- 0			0- 0		NEUTRAL	0- 0		0- 3		0- 1	
11- 3	0- 0			0- 0		CONFERENCE	0- 0		11- 3		11- 3	
7- 0	0- 0			0- 0		HOME	0- 0		7- 0		7- 0	
4- 3	0- 0			0- 0		AWAY	0- 0		4- 3		4- 3	
0- 0	0- 0			0- 0		NEUTRAL	0- 0		0- 0		0- 0	

RPI 1-25				RPI 26-50				RPI 51-100				RPI 101+				Team's RPI: 210	
RPI	S	Opponent	Score	RPI	S	Opponent	Score	RPI	S	Opponent	Score	RPI	S	Opponent	Score		
								82	A	New Mexico	75	86	105	H	Western Mich.	55	64
								82	H	New Mexico	93	101	138	N	Northeastern	64	65
												146	N	Arkansas	60	69	
												176	H	UTEP	76	68	
												200	H	UC Santa Barbara	47	77	
												211	A	CSU Bakersfield	52	62	
												211	H	CSU Bakersfield	56	48	
												217	A	Seattle U	59	69	
												217	H	Seattle U	64	53	
												221	N	Texas Southern	50	66	
												223	H	A&M-Corpus Christi	70	61	
												239	A	Pepperdine	86	64	
												248	A	Grand Canyon	34	50	
												248	H	Grand Canyon	64	60	
												277	A	Ari zona	44	83	
												279	A	UMKC	76	67	
												279	H	UMKC	70	62	
												296	A	Long Beach St.	72	63	
												308	A	UTRGV	79	77	
												308	H	UTRGV	72	56	
												321	A	Utah Valley	82	72	
												321	H	Utah Valley	59	51	
												346	A	Chi cago St.	63	55	
												346	H	Chi cago St.	74	59	
LAST 12 Division I GAMES:																	
				308	H	UTRGV	72	56	211	A	CSU Bakersfield	52	62				
				279	A	UMKC	76	67	308	A	UTRGV	79	77				
				346	A	Chi cago St.	63	55	279	H	UMKC	70	62				
				217	H	Seattle U	64	53	321	A	Utah Valley	82	72				
				321	H	Utah Valley	59	51	217	A	Seattle U	59	69				
				248	A	Grand Canyon	34	50	211	H	CSU Bakersfield	56	48				

Non-Div I Games:	Tex. Permian Basin	85	58	Western N. M.	89	60
------------------	--------------------	----	----	---------------	----	----

New Mexico St.

Loss, Non-Conf, S Site, H Home A Away N Neutral

Average RPI Win:	277	WON-LOST	WINNING	LAST 10	STRENGTH OF	OPP. STRENGTH	TEAM	ADJ.	CONF.	ADJ CONF.
Average RPI Loss:	160	RECORD	PCT. RANK	GAMES	SCHEDULE	OF SCHEDULE	RPI	RPI	RPI	RPI
DIV. I ONLY	14- 14	177	6- 4	302	271	222	222	26	26	
DIV. I NON-CONF.	3- 7	254	0- 0	110	166	219	219	26	26	

TOTALS	RPI 1-25	RPI 26-50	W-L RECORDS	RPI 51-100	RPI 101-999	RPI 201+				
14- 14	0- 1	0- 1	OVERALL	0- 2	14- 10	13- 5				
9- 4	0- 0	0- 0	HOME	0- 1	9- 3	9- 1				
5- 10	0- 0	0- 0	AWAY	0- 0	5- 2	4- 1				
0- 0	0- 0	0- 0	NEUTRAL	0- 0	0- 0	0- 0				
3- 7	0- 1	0- 1	NON-CONFERENCE	0- 1	3- 4	3- 0				
2- 2	0- 0	0- 0	HOME	0- 1	2- 1	2- 0				
1- 5	0- 1	0- 1	AWAY	0- 0	1- 3	1- 0				
0- 0	0- 0	0- 0	NEUTRAL	0- 0	0- 0	0- 0				
11- 7	0- 0	0- 0	CONFERENCE	0- 1	11- 6	10- 5				
7- 2	0- 0	0- 0	HOME	0- 0	7- 2	7- 1				
4- 5	0- 0	0- 0	AWAY	0- 1	4- 4	3- 4				
0- 0	0- 0	0- 0	NEUTRAL	0- 0	0- 0	0- 0				

RPI 1-25				RPI 26-50				RPI 51-100				RPI 101+ Team's RPI: 222			
RPI	S	Opponent	Score	RPI	S	Opponent	Score	RPI	S	Opponent	Score	RPI	S	Opponent	Score
23	A	Missouri	45 81	50	A	Miami (FL)	46 76	78	H	Houston	66 78	113	H	SFA	67 74
								91	A	Lamar University	77 100	122	A	Tulane	56 79
												127	A	Central Ark.	52 48
												162	H	Jacksonville St.	54 59
												164	A	Louisiana	57 66
												165	A	South Ala.	45 67
												216	H	CSUN	76 73
												221	H	Texas Southern	72 69
												223	A	A&M-Corpus Christi	68 75
												223	H	A&M-Corpus Christi	66 49
												229	A	Nicholls St.	48 72
												229	H	Nicholls St.	61 62
												255	A	Abilene Christian	70 80
												278	A	McNeese	77 64
												278	H	McNeese	84 62
												299	A	Southeastern La.	74 71
												299	H	Southeastern La.	82 73
												309	H	Houston Baptist	70 52
												311	A	Incarinate Word	72 45
												311	H	Incarinate Word	52 50
												335	H	Sam Houston St.	77 50
												336	A	Northwestern St.	47 52
												336	H	Northwestern St.	81 63
												338	A	La. -Monroe	89 51
LAST 12 Division I GAMES:															
299	A	Southeastern La.	74 71	229	H	Nicholls St.	61 62								
229	A	Nicholls St.	48 72	336	A	Northwestern St.	47 52								
335	H	Sam Houston St.	77 50	311	A	Incarinate Word	72 45								
278	H	McNeese	84 62	336	H	Northwestern St.	81 63								
299	H	Southeastern La.	82 73	311	H	Incarinate Word	52 50								
223	A	A&M-Corpus Christi	68 75	127	A	Central Ark.	52 48								

Non-Div I Games: Xavier (LA) 85 50

New Orleans

Average RPI Win:	243	WON-LOST	WINNING	LAST 10	STRENGTH OF	OPP. STRENGTH	TEAM	ADJ.	CONF.	ADJ CONF.
Average RPI Loss:	173	RECORD	PCT. RANK	GAMES	SCHEDULE	OF SCHEDULE	RPI	RPI	RPI	RPI
DIV. I ONLY	13- 18	221	5- 5	207	273	233	233	28	28	
DIV. I NON-CONF.	3- 8	268	0- 0	54	127	196	196	25	25	

TOTALS	RPI 1-25	RPI 26-50	W-L RECORDS	RPI 51-100	RPI 101-999	RPI 201+				
13- 18	1- 1	0- 3	OVERALL	0- 0	12- 14	8- 7				
7- 6	1- 0	0- 2	HOME	0- 0	6- 4	5- 1				
4- 11	0- 1	0- 1	AWAY	0- 0	4- 9	2- 6				
2- 1	0- 0	0- 0	NEUTRAL	0- 0	2- 1	1- 0				
3- 8	1- 1	0- 1	NON-CONFERENCE	0- 0	2- 6	1- 1				
1- 3	1- 0	0- 1	HOME	0- 0	0- 2	0- 0				
1- 4	0- 1	0- 0	AWAY	0- 0	1- 3	1- 1				
1- 1	0- 0	0- 0	NEUTRAL	0- 0	1- 1	0- 0				
10- 10	0- 0	0- 2	CONFERENCE	0- 0	10- 8	7- 6				
6- 3	0- 0	0- 1	HOME	0- 0	6- 2	5- 1				
3- 7	0- 0	0- 1	AWAY	0- 0	3- 6	1- 5				
1- 0	0- 0	0- 0	NEUTRAL	0- 0	1- 0	1- 0				

RPI	S	Opponent	Score	RPI	S	Opponent	Score	RPI	S	Opponent	Score	RPI	S	Opponent	Score	Team's RPI: 233
16	A	Maryland	65 92	36	A	Quinnipiac	61 77					118	H	Cleveland St.	61 70	
19	H	Buffalo	75 62	36	H	Quinnipiac	55 84					124	N	Louisiana Tech	73 67	
				44	H	Drexel	65 66					131	A	Hartford	65 83	
												134	H	Saint Joseph's	69 93	
												157	A	Marist	68 61	
												157	H	Marist	78 84	
												164	N	Louisiana	52 68	
												188	A	Oakland	59 67	
												196	A	Siena	60 71	
												196	A	Siena	73 68	
												196	H	Siena	65 50	
												252	A	Rider	58 65	
												252	H	Rider	69 61	
												257	A	St. Bonaventure	58 76	
												261	A	Manhattan	64 82	
												261	H	Manhattan	65 64	
												273	A	Fairfield	53 59	
												283	A	Monmouth	63 65	
												283	H	Monmouth	68 65	
												285	A	Canisius	60 64	
												285	H	Canisius	66 72	
												288	A	Colgate	81 44	
												341	H	Iona	73 59	
												347	A	Saint Peter's	87 52	
												347	H	Saint Peter's	64 54	
												347	N	Saint Peter's	60 48	

LAST 12 Division I GAMES:																
196	A	Siena	60 71	283	A	Monmouth	63 65									
347	N	Saint Peter's	60 48	261	A	Manhattan	64 82									
157	A	Marist	68 61	347	H	Saint Peter's	64 54									
285	H	Canisius	66 72	285	A	Canisius	60 64									
283	H	Monmouth	68 65	36	H	Quinnipiac	55 84									
252	H	Rider	69 61	157	H	Marist	78 84									

Non-Div I Games:

Niagara

Average RPI Win:	294	WON-LOST	WINNING	LAST 10	STRENGTH OF	OPP. STRENGTH	TEAM	ADJ.	CONF.	ADJ CONF.
Average RPI Loss:	154	RECORD	PCT. RANK	GAMES	SCHEDULE	OF SCHEDULE	RPI	RPI	RPI	RPI
DIV. I ONLY	13- 13	177	8- 2	304	290	229	229	26	26	
DIV. I NON-CONF.	2- 6	280	0- 0	152	203	231	231	26	26	

TOTALS	RPI 1-25	RPI 26-50	W-L RECORDS	RPI 51-100	RPI 101-999	RPI 201+				
13- 13	0- 1	0- 1	OVERALL	0- 2	13- 9	13- 5				
5- 6	0- 1	0- 0	HOME	0- 2	5- 3	5- 1				
8- 6	0- 0	0- 1	AWAY	0- 0	8- 5	8- 3				
0- 1	0- 0	0- 0	NEUTRAL	0- 0	0- 1	0- 1				
2- 6	0- 1	0- 1	NON-CONFERENCE	0- 1	2- 3	2- 2				
0- 2	0- 1	0- 0	HOME	0- 1	0- 0	0- 0				
2- 3	0- 0	0- 1	AWAY	0- 0	2- 2	2- 1				
0- 1	0- 0	0- 0	NEUTRAL	0- 0	0- 1	0- 1				
11- 7	0- 0	0- 0	CONFERENCE	0- 1	11- 6	11- 3				
5- 4	0- 0	0- 0	HOME	0- 1	5- 3	5- 1				
6- 3	0- 0	0- 0	AWAY	0- 0	6- 3	6- 2				
0- 0	0- 0	0- 0	NEUTRAL	0- 0	0- 0	0- 0				

RPI 1-25				RPI 26-50				RPI 51-100				RPI 101+				Team's RPI: 229
RPI	S	Opponent	Score	RPI	S	Opponent	Score	RPI	S	Opponent	Score	RPI	S	Opponent	Score	
4	H	Baylor	43 85	27	A	LSU	50 65	91	H	Lamar University	61 76	104	A	Iowa St.	47 75	
								98	H	Jacksonville	61 69	113	H	SFA	73 86	
												127	A	Central Ark.	42 60	
												127	H	Central Ark.	48 69	
												213	A	SMU	61 68	
												222	A	New Orleans	62 61	
												222	H	New Orleans	72 48	
												223	A	A&M-Corpus Christi	55 76	
												255	H	Abilene Christian	81 60	
												266	N	Bradley	65 75	
												278	A	McNeese	61 54	
												278	H	McNeese	63 51	
												297	A	Jackson St.	90 64	
												299	A	Southeastern La.	79 64	
												299	H	Southeastern La.	57 66	
												309	A	Houston Baptist	73 61	
												309	H	Houston Baptist	63 45	
												311	A	Incarinate Word	62 64	
												335	A	Sam Houston St.	70 65	
												336	A	Northwestern St.	79 63	
												336	H	Northwestern St.	85 53	
												342	A	Mississippi Val.	62 57	
LAST 12 Division I GAMES:																
299	A	Southeastern La.	79 64	309	H	Houston Baptist	63 45									
336	H	Northwestern St.	85 53	255	H	Abilene Christian	81 60									
222	H	New Orleans	72 48	222	A	New Orleans	62 61									
278	H	McNeese	63 51	299	H	Southeastern La.	57 66									
127	A	Central Ark.	42 60	91	H	Lamar University	61 76									
335	A	Sam Houston St.	70 65	223	A	A&M-Corpus Christi	55 76									

Non-Div I Games: Spring Hill 78 70 Evangel 72 55 Southern-N. O. 83 45

Nicholls St.

Loss, Non-Conf, S Site, H Home A Away N Neutral

Average RPI Win:	285	WON-LOST	WINNING	LAST 10	STRENGTH OF	OPP. STRENGTH	TEAM	ADJ.	CONF.	ADJ CONF.
Average RPI Loss:	192	RECORD	PCT. RANK	GAMES	SCHEDULE	OF SCHEDULE	RPI	RPI	RPI	RPI
DIV. I ONLY	18- 11	101	6- 4	339	340	215	215	30	30	
DIV. I NON-CONF.	7- 5	132	0- 0	294	317	198	198	30	30	

TOTALS	RPI 1-25	RPI 26-50	W-L RECORDS	RPI 51-100	RPI 101-999	RPI 201+				
18- 11	0- 0	0- 0	OVERALL	0- 1	18- 10	16- 4				
7- 5	0- 0	0- 0	HOME	0- 0	7- 5	7- 2				
10- 4	0- 0	0- 0	AWAY	0- 1	10- 3	8- 0				
1- 2	0- 0	0- 0	NEUTRAL	0- 0	1- 2	1- 2				
7- 5	0- 0	0- 0	NON-CONFERENCE	0- 1	7- 4	6- 2				
2- 2	0- 0	0- 0	HOME	0- 0	2- 2	2- 1				
4- 2	0- 0	0- 0	AWAY	0- 1	4- 1	3- 0				
1- 1	0- 0	0- 0	NEUTRAL	0- 0	1- 1	1- 1				
11- 6	0- 0	0- 0	CONFERENCE	0- 0	11- 6	10- 2				
5- 3	0- 0	0- 0	HOME	0- 0	5- 3	5- 1				
6- 2	0- 0	0- 0	AWAY	0- 0	6- 2	5- 0				
0- 1	0- 0	0- 0	NEUTRAL	0- 0	0- 1	0- 1				

RPI 1-25				RPI 26-50				RPI 51-100				RPI 101+ Team's RPI: 215			
RPI	S	Opponent	Score	RPI	S	Opponent	Score	RPI	S	Opponent	Score	RPI	S	Opponent	Score
								76	A	Navy	51 70	129	A	Bethune-Cookman	45 60
												129	H	Bethune-Cookman	51 58
												158	A	William & Mary	80 74
												168	A	N. C. A&T	51 53
												178	A	Hampton	63 48
												178	H	Hampton	56 70
												192	A	East Carolina	46 51
												193	H	High Point	56 59
												206	N	Bowling Green	50 59
												218	H	UNCG	64 63
												234	H	Loyola Maryland	58 61
												256	A	Campbell	53 27
												265	N	St. Francis Brooklyn	52 51
												267	A	Howard	59 53
												268	H	Morgan St.	53 55
												269	H	Towson	86 76
												272	A	UMES	63 53
												281	A	VCU	66 52
												317	A	N. C. Central	75 60
												320	H	Coppin St.	71 57
												322	A	South Carolina St.	71 67
												322	H	South Carolina St.	63 49
												331	H	Delaware St.	72 50
												337	H	Florida A&M	70 49
												340	A	Savannah St.	78 58
												340	H	Savannah St.	83 51
												340	N	Savannah St.	48 51
												343	A	Longwood	64 45

				LAST 12 Division I GAMES:											
				340	N	Savannah St.	48 51	331	H	Delaware St.	72 50				
				178	H	Hampton	56 70	178	A	Hampton	63 48				
				267	A	Howard	59 53	129	A	Bethune-Cookman	45 60				
				272	A	UMES	63 53	268	H	Morgan St.	53 55				
				322	H	South Carolina St.	63 49	168	A	N. C. A&T	51 53				
				340	H	Savannah St.	83 51	337	H	Florida A&M	70 49				

Non-Div I Games:

Norfolk St.

■ Loss,
 ■ Non-Conf,
 ■ S Site,
 ■ Home
 ■ Away
 N Neutral

Average RPI Win:	169	WON-LOST	WINNING	LAST 10	STRENGTH OF	OPP. STRENGTH	TEAM	ADJ.	CONF.	ADJ CONF.
Average RPI Loss:	58	RECORD	PCT. RANK	GAMES	SCHEDULE	OF SCHEDULE	RPI	RPI	RPI	RPI
DIV. I ONLY	15- 16	188	1- 9	29	64	117	117	1	1	
DIV. I NON-CONF.	10- 3	52	0- 0	94	297	93	93	1	1	

TOTALS	RPI 1-25	RPI 26-50	W-L RECORDS	RPI 51-100	RPI 101-999	RPI 201+				
15- 16	1- 7	1- 4	OVERALL	0- 2	13- 3	5- 1				
11- 8	1- 2	1- 3	HOME	0- 1	9- 2	3- 0				
1- 7	0- 4	0- 1	AWAY	0- 1	1- 1	0- 1				
3- 1	0- 1	0- 0	NEUTRAL	0- 0	3- 0	2- 0				
10- 3	0- 0	1- 1	NON-CONFERENCE	0- 0	9- 2	4- 0				
8- 3	0- 0	1- 1	HOME	0- 0	7- 2	3- 0				
0- 0	0- 0	0- 0	AWAY	0- 0	0- 0	0- 0				
2- 0	0- 0	0- 0	NEUTRAL	0- 0	2- 0	1- 0				
5- 13	1- 7	0- 3	CONFERENCE	0- 2	4- 1	1- 1				
3- 5	1- 2	0- 2	HOME	0- 1	2- 0	0- 0				
1- 7	0- 4	0- 1	AWAY	0- 1	1- 1	0- 1				
1- 1	0- 1	0- 0	NEUTRAL	0- 0	1- 0	0- 0				

RPI 1-25				RPI 26-50				RPI 51-100				RPI 101+ Team's RPI: 117			
RPI	S	Opponent	Score	RPI	S	Opponent	Score	RPI	S	Opponent	Score	RPI	S	Opponent	Score
1	A	Notre Dame	62 94	31	A	Virginia	70 82	67	H	Virginia Tech	74 90	109	A	Wake Forest	79 76
3	H	Louisville	57 67	35	H	Syracuse	80 86	68	A	Georgia Tech	61 79	131	H	Hartford	90 70
8	A	Florida St.	65 103	41	H	Minnesota	88 83					136	H	Radford	79 46
17	A	NC State	54 73	48	H	Mercer	86 97					143	H	Colorado	87 80
17	H	NC State	53 66	50	H	Miami (FL)	72 92					165	H	South Ala.	84 85
17	N	NC State	64 77									166	H	Clemson	59 52
18	A	Duke	54 70									178	H	Hampton	66 70
18	H	Duke	92 86									181	H	Pittsburgh	68 67
												189	H	Furman	84 56
												201	N	Washington	90 78
												208	A	Boston College	64 77
												208	N	Boston College	69 64
												230	N	Grambling	79 63
												245	H	Presbyterian	91 56
												258	H	UNCW	86 60
												274	H	Appalachian St.	56 43

LAST 12 Division I GAMES:															
17	N	NC State	64 77	17	A	NC State	54 73								
208	N	Boston College	69 64	67	H	Virginia Tech	74 90								
18	A	Duke	54 70	50	H	Miami (FL)	72 92								
35	H	Syracuse	80 86	1	A	Notre Dame	62 94								
3	H	Louisville	57 67	31	A	Virginia	70 82								
68	A	Georgia Tech	61 79	18	H	Duke	92 86								

Non-Div I Games:

North Carolina

Loss,
Non-Conf,
S Site,
H Home
A Away
N Neutral

Average RPI Win:	191	WON-LOST	WINNING	LAST 10	STRENGTH OF	OPP. STRENGTH	TEAM	ADJ.	CONF.	ADJ CONF.
Average RPI Loss:	147	RECORD	PCT. RANK	GAMES	SCHEDULE	OF SCHEDULE	RPI	RPI	RPI	RPI
DIV. I ONLY	10- 18	247	2- 8	73	225	199	199	19	19	
DIV. I NON-CONF.	5- 4	146	0- 0	14	169	41	41	13	13	

TOTALS	RPI 1-25	RPI 26-50	W-L RECORDS	RPI 51-100	RPI 101-999	RPI 201+				
10- 18	0- 1	1- 3	OVERALL	1- 1	8- 13	5- 6				
7- 5	0- 0	1- 0	HOME	0- 0	6- 5	3- 2				
2- 12	0- 1	0- 3	AWAY	0- 1	2- 7	2- 3				
1- 1	0- 0	0- 0	NEUTRAL	1- 0	0- 1	0- 1				
5- 4	0- 1	0- 2	NON-CONFERENCE	1- 1	4- 0	3- 0				
3- 0	0- 0	0- 0	HOME	0- 0	3- 0	2- 0				
1- 4	0- 1	0- 2	AWAY	0- 1	1- 0	1- 0				
1- 0	0- 0	0- 0	NEUTRAL	1- 0	0- 0	0- 0				
5- 14	0- 0	1- 1	CONFERENCE	0- 0	4- 13	2- 6				
4- 5	0- 0	1- 0	HOME	0- 0	3- 5	1- 2				
1- 8	0- 0	0- 1	AWAY	0- 0	1- 7	1- 3				
0- 1	0- 0	0- 0	NEUTRAL	0- 0	0- 1	0- 1				

RPI 1-25				RPI 26-50				RPI 51-100				RPI 101+				Team's RPI: 199
RPI	S	Opponent	Score	RPI	S	Opponent	Score	RPI	S	Opponent	Score	RPI	S	Opponent	Score	
4	A	Baylor	43 105	30	A	South Dakota St.	52 66	59	A	South Dakota	71 76	126	H	Portland St.	61 80	
				38	A	Northern Colo.	45 51	91	N	Lamar University	73 70	135	H	UNI	80 72	
				38	H	Northern Colo.	78 70					141	A	Eastern Wash.	70 74	
				42	A	Oregon St.	55 65					141	H	Eastern Wash.	81 79	
												145	A	Weber St.	69 80	
												145	H	Weber St.	80 67	
												151	A	Idaho	75 80	
												151	H	Idaho	64 78	
												153	A	Idaho St.	46 57	
												153	H	Idaho St.	55 68	
												204	A	Montana St.	56 72	
												204	H	Montana St.	79 70	
												204	N	Montana St.	58 68	
												236	A	Montana	51 53	
												236	H	Montana	43 54	
												264	A	UTSA	60 47	
												275	H	Sacramento St.	66 72	
												276	H	Massachusetts	82 52	
												284	H	North Dakota St.	79 68	
												306	A	Northern Ariz.	59 79	
												328	A	Southern Utah	68 53	

LAST 12 Division I GAMES:																
				204	N	Montana St.	58 68	153	H	Idaho St.	55 68					
				126	H	Portland St.	61 80	145	H	Weber St.	80 67					
				275	H	Sacramento St.	66 72	236	A	Montana	51 53					
				38	A	Northern Colo.	45 51	204	A	Montana St.	56 72					
				306	A	Northern Ariz.	59 79	151	H	Idaho	64 78					
				328	A	Southern Utah	68 53	141	H	Eastern Wash.	81 79					

Non-Div I Games: Mayville St. 82 54 Southwest Minn. St. 85 62

North Dakota

Average RPI Win:	315	WON-LOST	WINNING	LAST 10	STRENGTH OF	OPP. STRENGTH	TEAM	ADJ.	CONF.	ADJ CONF.
Average RPI Loss:	135	RECORD	PCT. RANK	GAMES	SCHEDULE	OF SCHEDULE	RPI	RPI	RPI	RPI
DIV. I ONLY	6- 20	309	1- 9	163	209	284	284	12	12	
DIV. I NON-CONF.	4- 7	226	0- 0	284	328	272	272	16	16	

TOTALS	RPI 1-25	RPI 26-50	W-L RECORDS	RPI 51-100	RPI 101-999	RPI 201+				
6- 20	0- 0	0- 3	OVERALL	0- 5	6- 12	6- 3				
3- 8	0- 0	0- 1	HOME	0- 2	3- 5	3- 2				
2- 10	0- 0	0- 1	AWAY	0- 3	2- 6	2- 1				
1- 2	0- 0	0- 1	NEUTRAL	0- 0	1- 1	1- 0				
4- 7	0- 0	0- 0	NON-CONFERENCE	0- 1	4- 6	4- 1				
2- 2	0- 0	0- 0	HOME	0- 0	2- 2	2- 1				
1- 4	0- 0	0- 0	AWAY	0- 1	1- 3	1- 0				
1- 1	0- 0	0- 0	NEUTRAL	0- 0	1- 1	1- 0				
2- 13	0- 0	0- 3	CONFERENCE	0- 4	2- 6	2- 2				
1- 6	0- 0	0- 1	HOME	0- 2	1- 3	1- 1				
1- 6	0- 0	0- 1	AWAY	0- 2	1- 3	1- 1				
0- 1	0- 0	0- 1	NEUTRAL	0- 0	0- 0	0- 0				

RPI 1-25				RPI 26-50				RPI 51-100				RPI 101+ Team's RPI: 284			
RPI	S	Opponent	Score	RPI	S	Opponent	Score	RPI	S	Opponent	Score	RPI	S	Opponent	Score
				30	A	South Dakota St.	63 83	59	A	South Dakota	54 80	127	N	Central Ark.	45 68
				30	H	South Dakota St.	64 85	59	H	South Dakota	67 82	130	A	Milwaukee	38 74
				30	N	South Dakota St.	62 87	76	A	Navy	54 67	140	H	Cal Poly	69 73
								99	A	Western Ill.	72 97	143	A	Colorado	59 108
								99	H	Western Ill.	60 77	169	A	Oral Roberts	48 71
												169	H	Oral Roberts	57 64
												177	A	Denver	79 98
												177	H	Denver	73 78
												199	A	North Dakota	68 79
												243	A	Omaha	67 80
												243	H	Omaha	57 59
												276	H	Massachusetts	82 70
												300	A	FIU	71 68
												308	H	UTRGV	79 82
												323	N	UMBC	67 53
												325	A	Fort Wayne	66 52
												325	H	Fort Wayne	72 56
												339	H	NJIT	105 58

LAST 12 Division I GAMES:															
				30	N	South Dakota St.	62 87	59	A	South Dakota	54 80				
				243	H	Omaha	57 59	30	H	South Dakota St.	64 85				
				99	H	Western Ill.	60 77	99	A	Western Ill.	72 97				
				325	A	Fort Wayne	66 52	243	A	Omaha	67 80				
				177	H	Denver	73 78	325	H	Fort Wayne	72 56				
				169	H	Oral Roberts	57 64	177	A	Denver	79 98				

Non-Div I Games: Valley City St. 67 58 Mayville St. 87 43 Dakota St. 97 42

North Dakota St.

Average RPI Win: 237

Average RPI Loss: 179

WON-LOST
RECORDWINNING
PCT. RANKLAST 10
GAMESSTRENGTH OF
SCHEDULEOPP. STRENGTH
OF SCHEDULETEAM
RPIADJ.
RPICONF.
RPIADJ CONF.
RPIDIV. I ONLY
DIV. I NON-CONF.10- 17
4- 8240
2394- 6
0- 0221
155240
171240
206240
20623
2223
22

TOTALS

RPI 1-25

RPI 26-50

W-L RECORDS

RPI 51-100

RPI 101-999

RPI 201+

10- 17

0- 1

0- 2

OVERALL

1- 4

9- 10

6- 8

5- 5

0- 0

0- 0

HOME

1- 1

4- 4

3- 3

5- 11

0- 1

0- 2

AWAY

0- 3

5- 5

3- 4

0- 1

0- 0

0- 0

NEUTRAL

0- 0

0- 1

0- 1

4- 8

0- 1

0- 2

NON-CONFERENCE

0- 1

4- 4

2- 4

2- 1

0- 0

0- 0

HOME

0- 0

2- 1

1- 1

2- 6

0- 1

0- 2

AWAY

0- 1

2- 2

1- 2

0- 1

0- 0

0- 0

NEUTRAL

0- 0

0- 1

0- 1

6- 9

0- 0

0- 0

CONFERENCE

1- 3

5- 6

4- 4

3- 4

0- 0

0- 0

HOME

1- 1

2- 3

2- 2

3- 5

0- 0

0- 0

AWAY

0- 2

3- 3

2- 2

0- 0

0- 0

0- 0

NEUTRAL

0- 0

0- 0

0- 0

RPI 1-25

RPI 26-50

RPI 51-100

RPI 101+

Team's RPI: 240

RPI	S	Opponent	Score
8	A	Florida St.	51 109

RPI	S	Opponent	Score
26	A	Georgia	37 75
39	A	Michigan	34 79

RPI	S	Opponent	Score
52	A	FGCU	52 67
52	H	FGCU	75 73
64	A	West Virginia	59 87
98	A	Jacksonville	43 64
98	H	Jacksonville	48 66

RPI	S	Opponent	Score
129	H	Bethune-Cookman	70 63
190	A	Morehead St.	61 56
197	A	Stetson	63 55
197	A	Stetson	55 68
197	H	Stetson	51 68
219	A	Fla. Atlantic	75 83
254	H	Northern Ky.	58 50
260	A	Lipscomb	57 78
260	H	Lipscomb	69 73
262	H	Col. of Charleston	69 73
283	N	Monmouth	57 67
301	A	Kennesaw St.	68 44
301	H	Kennesaw St.	77 72
302	A	USC Upstate	65 61
302	H	USC Upstate	79 61
303	A	Wofford	57 69
337	A	Florida A&M	77 68
339	A	NJIT	65 75
339	H	NJIT	62 66

LAST 12 Division I GAMES:

197	A	Stetson	63 55	52	A	FGCU	52 67
98	A	Jacksonville	43 64	197	H	Stetson	51 68
302	H	USC Upstate	79 61	52	H	FGCU	75 73
339	H	NJIT	62 66	197	A	Stetson	55 68
301	A	Kennesaw St.	68 44	339	A	NJIT	65 75
260	A	Lipscomb	57 78	302	A	USC Upstate	65 61

Non-Div I Games:

Warner

74 38

Edward Waters

73 47

Webber Int'l

81 53

North Florida

■ Loss,
 ■ Non-Conf,
 ■ S Site,
 ■ Home
 ■ A Away
 N Neutral

Average RPI Win: 250

Average RPI Loss: 145

WON-LOST
RECORDWINNING
PCT. RANKLAST 10
GAMESSTRENGTH OF
SCHEDULEOPP. STRENGTH
OF SCHEDULETEAM
RPIADJ.
RPICONF.
RPIADJ CONF.
RPI

DIV. I ONLY	12- 13	198	4- 6	280	174	224	224	18	18
DIV. I NON-CONF.	6- 3	87	0- 0	346	95	237	237	20	20
<hr/>									
TOTALS	RPI 1-25	RPI 26-50	W-L RECORDS	RPI 51-100	RPI 101-999	RPI 201+			
12- 13	0- 0	0- 0	OVERALL	0- 5	12- 8	10- 3			
6- 6	0- 0	0- 0	HOME	0- 3	6- 3	4- 1			
4- 7	0- 0	0- 0	AWAY	0- 2	4- 5	4- 2			
2- 0	0- 0	0- 0	NEUTRAL	0- 0	2- 0	2- 0			
6- 3	0- 0	0- 0	NON-CONFERENCE	0- 2	6- 1	5- 1			
3- 1	0- 0	0- 0	HOME	0- 1	3- 0	2- 0			
1- 2	0- 0	0- 0	AWAY	0- 1	1- 1	1- 1			
2- 0	0- 0	0- 0	NEUTRAL	0- 0	2- 0	2- 0			
6- 10	0- 0	0- 0	CONFERENCE	0- 3	6- 7	5- 2			
3- 5	0- 0	0- 0	HOME	0- 2	3- 3	2- 1			
3- 5	0- 0	0- 0	AWAY	0- 1	3- 4	3- 1			
0- 0	0- 0	0- 0	NEUTRAL	0- 0	0- 0	0- 0			

RPI 1-25				RPI 26-50				RPI 51-100				RPI 101+				Team's RPI: 224	
RPI	S	Opponent	Score	RPI	S	Opponent	Score	RPI	S	Opponent	Score	RPI	S	Opponent	Score		
								53	A	Indiana	63	68	103	A	Middle Tenn.	48	56
								56	H	Western Ky.	65	79	107	A	Rice	45	47
								80	A	UAB	52	68	107	H	Rice	49	50
								80	H	UAB	51	69	124	A	Louisiana Tech	53	61
								92	H	Kansas St.	54	55	155	H	Charlotte	73	68
													176	H	UTEP	48	50
													194	H	Tulsa	66	43
													205	H	Southern Miss.	71	62
													213	H	SMU	47	40
													219	A	Fla. Atlantic	65	51
													227	N	Coastal Caro.	50	34
													246	H	La Salle	70	44
													264	A	UTSA	58	70
													282	A	Old Dominion	55	52
													282	H	Old Dominion	63	46
													300	A	FIU	92	46
													310	H	Marshall	54	62
													326	N	Detroit Mercy	63	57
													332	A	Ill. -Chicago	67	70
													345	A	Eastern Ill.	63	61
LAST 12 Division I GAMES:																	
								107	A	Rice	45	47	300	A	FIU	92	46
								80	H	UAB	51	69	264	A	UTSA	58	70
								310	H	Marshall	54	62	176	H	UTEP	48	50
								282	A	Old Dominion	55	52	56	H	Western Ky.	65	79
								205	H	Southern Miss.	71	62	80	A	UAB	52	68
								219	A	Fla. Atlantic	65	51	103	A	Middle Tenn.	48	56

Non-Div I Games: Mid-Amer. Christian 86 52 Tex. A&M Int'l 64 38 Okla. Panhandle 63 41

North Texas

Loss, Non-Conf, S Site, H Home A Away N Neutral

Average RPI Win:	229	WON-LOST	WINNING	LAST 10	STRENGTH OF	OPP. STRENGTH	TEAM	ADJ.	CONF.	ADJ CONF.
Average RPI Loss:	112	RECORD	PCT. RANK	GAMES	SCHEDULE	OF SCHEDULE	RPI	RPI	RPI	RPI
DIV. I ONLY	16- 13	139	6- 4	135	196	138	138	10	10	
DIV. I NON-CONF.	5- 6	187	0- 0	203	324	214	214	12	12	

TOTALS	RPI 1-25	RPI 26-50	W-L RECORDS	RPI 51-100	RPI 101-999	RPI 201+				
16- 13	0- 0	0- 4	OVERALL	0- 4	16- 5	12- 3				
8- 5	0- 0	0- 2	HOME	0- 2	8- 1	5- 1				
7- 6	0- 0	0- 2	AWAY	0- 1	7- 3	6- 1				
1- 2	0- 0	0- 0	NEUTRAL	0- 1	1- 1	1- 1				
5- 6	0- 0	0- 0	NON-CONFERENCE	0- 2	5- 4	4- 3				
2- 2	0- 0	0- 0	HOME	0- 1	2- 1	1- 1				
2- 2	0- 0	0- 0	AWAY	0- 0	2- 2	2- 1				
1- 2	0- 0	0- 0	NEUTRAL	0- 1	1- 1	1- 1				
11- 7	0- 0	0- 4	CONFERENCE	0- 2	11- 1	8- 0				
6- 3	0- 0	0- 2	HOME	0- 1	6- 0	4- 0				
5- 4	0- 0	0- 2	AWAY	0- 1	5- 1	4- 0				
0- 0	0- 0	0- 0	NEUTRAL	0- 0	0- 0	0- 0				

RPI	S	Opponent	Score	RPI	S	Opponent	Score	RPI	S	Opponent	Score	RPI	S	Opponent	Score	Team's RPI: 138
44	A	Drexel	50 58	51	H	Harvard	69 79	114	A	Delaware	64 53	114	H	Delaware	73 59	
44	H	Drexel	58 69	63	A	James Madison	43 72	157	H	Marist	78 72	158	A	William & Mary	53 71	
46	A	Elon	71 78	63	H	James Madison	57 60	158	H	William & Mary	64 46	173	A	New Hampshire	50 65	
46	H	Elon	46 65	78	N	Houston	64 72	210	N	New Mexico St.	65 64	214	H	Providence	95 98	
								231	A	Boston U.	73 74	241	N	Illinois St.	55 65	
								242	A	Hofstra	55 50	242	H	Hofstra	58 54	
								258	A	UNCW	54 47	258	H	UNCW	56 39	
								262	A	Col. of Charleston	67 48	262	H	Col. of Charleston	59 37	
								269	A	Towson	70 61	269	H	Towson	79 61	
								273	H	Fairfield	63 43	276	A	Massachusetts	64 54	
								294	A	Vermont	71 66					
LAST 12 Division I GAMES:																
242	H	Hofstra	58 54	63	A	James Madison	43 72	114	H	Delaware	73 59	258	H	UNCW	56 39	
262	A	Col. of Charleston	67 48	114	H	Delaware	73 59	44	A	Drexel	50 58	114	A	Delaware	64 53	
242	A	Hofstra	55 50	158	H	William & Mary	64 46									
46	H	Elon	46 65													
269	H	Towson	79 61													
158	A	William & Mary	53 71													

Non-Div I Games:

Northeastern

Average RPI		Win: 226	WON-LOST RECORD	WINNING PCT. RANK	LAST 10 GAMES	STRENGTH OF SCHEDULE	OPP. STRENGTH OF SCHEDULE	TEAM RPI	ADJ. RPI	CONF. RPI	ADJ. CONF. RPI
Loss: 174											
DIV. I ONLY			6- 23	315	3- 7	202	245	306	306	19	19
DIV. I NON-CONF.			2- 8	290	0- 0	199	300	298	298	13	13
TOTALS		RPI 1-25		RPI 26-50		W-L RECORDS		RPI 51-100		RPI 101-999	
6- 23	0- 0			0- 1		OVERALL		0- 0		6- 22	3- 8
3- 11	0- 0			0- 1		HOME		0- 0		3- 10	1- 4
2- 11	0- 0			0- 0		AWAY		0- 0		2- 11	2- 4
1- 1	0- 0			0- 0		NEUTRAL		0- 0		1- 1	0- 0
2- 8	0- 0			0- 0		NON-CONFERENCE		0- 0		2- 8	1- 3
1- 4	0- 0			0- 0		HOME		0- 0		1- 4	1- 1
0- 4	0- 0			0- 0		AWAY		0- 0		0- 4	0- 2
1- 0	0- 0			0- 0		NEUTRAL		0- 0		1- 0	0- 0
4- 15	0- 0			0- 1		CONFERENCE		0- 0		4- 14	2- 5
2- 7	0- 0			0- 1		HOME		0- 0		2- 6	0- 3
2- 7	0- 0			0- 0		AWAY		0- 0		2- 7	2- 2
0- 1	0- 0			0- 0		NEUTRAL		0- 0		0- 1	0- 0

[illegible]

Non-Div I Games:	Antelope Valley	104	49
------------------	-----------------	-----	----

Northern Ari z.

Loss, Non-Conf, S Site, H Home A Away N Neutral

Average RPI Win:	206	WON-LOST	WINNING	LAST 10	STRENGTH OF	OPP. STRENGTH	TEAM	ADJ.	CONF.	ADJ CONF.
Average RPI Loss:	85	RECORD	PCT. RANK	GAMES	SCHEDULE	OF SCHEDULE	RPI	RPI	RPI	RPI
DIV. I ONLY	15- 15	177	5- 5	134	98	147	147	8	8	
DIV. I NON-CONF.	8- 3	65	0- 0	281	283	117	117	8	8	

TOTALS	RPI 1-25	RPI 26-50	W-L RECORDS	RPI 51-100	RPI 101-999	RPI 201+				
15- 15	1- 3	0- 2	OVERALL	2- 5	12- 5	8- 0				
7- 6	1- 1	0- 1	HOME	2- 1	4- 3	3- 0				
7- 7	0- 0	0- 0	AWAY	0- 0	7- 1	4- 0				
1- 2	0- 0	0- 0	NEUTRAL	0- 2	1- 0	1- 0				
8- 3	0- 1	0- 0	NON-CONFERENCE	1- 2	7- 0	6- 0				
3- 0	0- 0	0- 0	HOME	1- 0	2- 0	2- 0				
4- 1	0- 1	0- 0	AWAY	0- 0	4- 0	3- 0				
1- 2	0- 0	0- 0	NEUTRAL	0- 2	1- 0	1- 0				
7- 12	1- 2	0- 2	CONFERENCE	1- 3	5- 5	2- 0				
4- 6	1- 1	0- 1	HOME	1- 1	2- 3	1- 0				
3- 6	0- 1	0- 1	AWAY	0- 2	3- 2	1- 0				
0- 0	0- 0	0- 0	NEUTRAL	0- 0	0- 0	0- 0				

RPI	S	Opponent	Score
19	H	Buffalo	86 84
20	A	Central Mich.	77 91
20	H	Central Mich.	78 81
21	A	Iowa	80 105

RPI	S	Opponent	Score
37	A	Ball St.	72 81
37	H	Ball St.	50 72

RPI	S	Opponent	Score
81	A	Miami (OH)	65 67
81	H	Miami (OH)	62 77
83	N	Albany (NY)	91 97
84	A	Toledo	60 63
84	H	Toledo	89 79
91	N	Lamar University	80 90
99	H	Western Ill.	96 94

RPI	S	Opponent	Score
101	A	Ohio	75 77
105	A	Western Mich.	83 88
105	H	Western Mich.	66 85
149	A	Kent St.	72 62
149	H	Kent St.	81 79
163	A	SIUE	86 75
201	A	Eastern Mich.	84 75
201	H	Eastern Mich.	77 84
201	H	Eastern Mich.	76 83
206	H	Bowling Green	73 68
220	A	Akron	84 61
264	A	UTSA	69 55
266	H	Bradley	76 52
275	N	Sacramento St.	84 75
304	H	Loyola Chicago	80 71
345	A	Eastern Ill.	93 64
346	A	Chicago St.	80 59

LAST 12 Division I GAMES:

201	H	Eastern Mich.	77 84	206	H	Bowling Green	73 68
105	H	Western Mich.	66 85	220	A	Akron	84 61
84	H	Toledo	89 79	149	A	Kent St.	72 62
201	A	Eastern Mich.	84 75	81	H	Miami (OH)	62 77
20	A	Central Mich.	77 91	37	A	Ball St.	72 81
37	H	Ball St.	50 72	101	A	Ohio	75 77

Northern Ill.

Northern Ill.

Non-Div I Games:

Northern Ill.

Average RPI		Win: 220	WON-LOST RECORD	WINNING PCT. RANK	LAST 10 GAMES	STRENGTH OF SCHEDULE	OPP. STRENGTH OF SCHEDULE	TEAM RPI	ADJ. RPI	CONF. RPI	ADJ. CONF. RPI
Loss: 146											
DIV. I ONLY		8- 22	288	4- 6	111	202	254	254	11	11	
DIV. I NON-CONF.		1- 9	318	0- 0	141	319	293	293	15	15	
TOTALS		RPI 1-25	RPI 26-50	W-L RECORDS		RPI 51-100	RPI 101-999	RPI 201+			
8- 22	1- 2		0- 0	OVERALL		0- 6	7- 14	4- 5			
4- 9	1- 0		0- 0	HOME		0- 3	3- 6	2- 1			
3- 11	0- 1		0- 0	AWAY		0- 2	3- 8	1- 4			
1- 2	0- 1		0- 0	NEUTRAL		0- 1	1- 0	1- 0			
1- 9	0- 0		0- 0	NON-CONFERENCE		0- 2	1- 7	0- 4			
0- 4	0- 0		0- 0	HOME		0- 1	0- 3	0- 1			
1- 4	0- 0		0- 0	AWAY		0- 0	1- 4	0- 3			
0- 1	0- 0		0- 0	NEUTRAL		0- 1	0- 0	0- 0			
7- 13	1- 2		0- 0	CONFERENCE		0- 4	6- 7	4- 1			
4- 5	1- 0		0- 0	HOME		0- 2	3- 3	2- 0			
2- 7	0- 1		0- 0	AWAY		0- 2	2- 4	1- 1			
1- 1	0- 1		0- 0	NEUTRAL		0- 0	1- 0	1- 0			

[illegible]

Non-Div I Games: Oakland and City 103 25

Northern Ky.

■ Loss, ■ Non-Conf, S Site, H Home A Away N Neutral

Average RPI Win: 211			WON-LOST RECORD			WINNING PCT. RANK			LAST 10 GAMES			STRENGTH OF SCHEDULE			OPP. STRENGTH OF SCHEDULE			TEAM RPI			ADJ. RPI			CONF. RPI			ADJ CONF. RPI		
Average RPI Loss: 62																													
DIV. I ONLY			12- 20			239			3- 7			77			67			174			174			3			3		
DIV. I NON-CONF.			7- 7			170			0- 0			135			153			165			165			4			4		
TOTALS			RPI 1-25			RPI 26-50			W-L RECORDS			RPI 51-100			RPI 101-999			RPI 201+											
12- 20			0- 6			1- 4			OVERALL			1- 7			10- 3			7- 1											
7- 8			0- 4			1- 2			HOME			0- 1			6- 1			4- 0											
3- 9			0- 0			0- 0			AWAY			0- 1			3- 0			2- 0											
2- 3			0- 1			0- 0			NEUTRAL			1- 1			1- 1			1- 0											
7- 7			0- 2			0- 1			NON-CONFERENCE			1- 2			6- 2			3- 0											
4- 3			0- 2			0- 0			HOME			0- 0			4- 1			2- 0											
2- 2			0- 0			0- 1			AWAY			0- 1			2- 0			1- 0											
1- 2			0- 0			0- 0			NEUTRAL			1- 1			0- 1			0- 0											
5- 13			0- 4			1- 3			CONFERENCE			0- 5			4- 1			4- 1											
3- 5			0- 2			1- 2			HOME			0- 1			2- 0			2- 0											
1- 7			0- 1			0- 1			AWAY			0- 4			1- 1			1- 1											
1- 1			0- 1			0- 0			NEUTRAL			0- 0			1- 0			1- 0											

RPI 1-25				RPI 26-50				RPI 51-100				RPI 101+ Team's RPI: 174			
RPI	S	Opponent	Score	RPI	S	Opponent	Score	RPI	S	Opponent	Score	RPI	S	Opponent	Score
6	A	Ohio St.	54 88	35	A	Syracuse	74 81	53	A	Indiana	73 78	106	N	Chattanooga	44 61
16	H	Maryland	65 68	39	A	Michigan	63 84	60	H	Nebraska	59 69	130	H	Milwaukee	57 66
21	H	Iowa	61 70	39	H	Michigan	59 80	61	A	Purdue	60 63	156	A	UT Martin	71 63
21	N	Iowa	45 55	40	H	Rutgers	63 50	65	A	Michigan St.	51 81	186	H	Stony Brook	68 36
24	H	DePaul	63 92	41	H	Minnesota	63 90	93	A	Penn St.	59 67	188	H	Oakland	88 70
25	H	Green Bay	57 63					96	N	Georgetown	54 55	203	A	Wisconsin	46 58
								97	A	Missouri St.	59 90	203	H	Wisconsin	69 60
								100	N	Auburn	49 48	203	N	Wisconsin	68 63

LAST 12 Division I GAMES:															
21	N	Iowa	45 55	21	H	Iowa	61 70	39	A	Michigan	63 84	39	A	Indiana	73 78
203	N	Wisconsin	68 63	39	A	Michigan	63 84	53	A	Indiana	73 78	39	H	Michigan	59 80
40	H	Rutgers	63 50	53	A	Indiana	73 78	16	H	Maryland	65 68	203	A	Wisconsin	46 58
6	A	Ohio St.	54 88	39	H	Michigan	59 80								
237	H	Illinois	68 61	16	H	Maryland	65 68								
93	A	Penn St.	59 67	203	A	Wisconsin	46 58								

Non-Div I Games:

Northwestern

Average RPI Win:	298	WON-LOST	WINNING	LAST 10	STRENGTH OF	OPP. STRENGTH	TEAM	ADJ.	CONF.	ADJ CONF.
Average RPI Loss:	192	RECORD	PCT. RANK	GAMES	SCHEDULE	OF SCHEDULE	RPI	RPI	RPI	RPI
DIV. I ONLY	3- 22	332	1- 9	254	278	336	336	26	26	
DIV. I NON-CONF.	1- 6	306	0- 0	159	74	263	263	26	26	

TOTALS	RPI 1-25	RPI 26-50	W-L RECORDS	RPI 51-100	RPI 101-999	RPI 201+				
3- 22	0- 1	0- 0	OVERALL	0- 3	3- 18	3- 13				
2- 8	0- 0	0- 0	HOME	0- 0	2- 8	2- 6				
1- 13	0- 0	0- 0	AWAY	0- 0	1- 1	1- 0				
0- 1	0- 0	0- 0	NEUTRAL	0- 0	0- 1	0- 1				
1- 6	0- 1	0- 0	NON-CONFERENCE	0- 2	1- 3	1- 2				
0- 1	0- 0	0- 0	HOME	0- 0	0- 1	0- 1				
1- 4	0- 1	0- 0	AWAY	0- 2	1- 1	1- 0				
0- 1	0- 0	0- 0	NEUTRAL	0- 0	0- 1	0- 1				
2- 16	0- 0	0- 0	CONFERENCE	0- 1	2- 15	2- 11				
2- 7	0- 0	0- 0	HOME	0- 0	2- 7	2- 5				
0- 9	0- 0	0- 0	AWAY	0- 1	0- 8	0- 6				
0- 0	0- 0	0- 0	NEUTRAL	0- 0	0- 0	0- 0				

RPI 1-25				RPI 26-50				RPI 51-100				RPI 101+ Team's RPI: 336			
RPI	S	Opponent	Score	RPI	S	Opponent	Score	RPI	S	Opponent	Score	RPI	S	Opponent	Score
12	A	Texas	44 68					58	A	Oklahoma St.	44 78	113	A	SFA	48 83
								69	A	TCU	51 89	113	H	SFA	62 70
								91	A	Lamar University	44 71	127	A	Central Ark.	39 59
												127	H	Central Ark.	53 61
												161	A	Ole Miss	44 75
												205	H	Southern Miss.	59 71
												221	N	Texas Southern	43 56
												222	A	New Orleans	63 81
												222	H	New Orleans	52 47
												223	H	A&M-Corpus Christi	56 62
												229	A	Nicholls St.	53 85
												229	H	Nicholls St.	63 79
												255	A	Abilene Christian	41 80
												278	A	McNeese	67 72
												278	H	McNeese	44 60
												299	A	Southeastern La.	65 71
												299	H	Southeastern La.	54 64
												309	A	Houston Baptist	51 57
												311	H	Incarinate Word	53 57
												335	H	Sam Houston St.	63 60
												338	A	La.-Monroe	70 48

LAST 12 Division I GAMES:															
127	A	Central Ark.	39 59	91	A	Lamar University	44 71								
229	A	Nicholls St.	53 85	278	H	McNeese	44 60								
299	H	Southeastern La.	54 64	222	H	New Orleans	52 47								
311	H	Incarinate Word	53 57	127	H	Central Ark.	53 61								
309	A	Houston Baptist	51 57	222	A	New Orleans	63 81								
113	A	SFA	48 83	299	A	Southeastern La.	65 71								

Non-Div I Games: LeTourneau 82 39 LSU-Shreveport 62 42 LSU-Alexandria 85 55 Central Baptist 87 22 Northwestern St.

Average RPI	Win:	74	WON-LOST	WINNING	LAST 10	STRENGTH OF	OPP. STRENGTH	TEAM	ADJ.	CONF.	ADJ CONF.
Average RPI	Loss:	3	RECORD	PCT. RANK	GAMES	SCHEDULE	OF SCHEDULE	RPI	RPI	RPI	RPI
DIV. I ONLY		29- 3		7	9- 1	1	1	1	1	1	1
DIV. I NON-CONF.		12- 1		6	0- 0	2	3	2	2	1	1

TOTALS	RPI 1-25		RPI 26-50		W-L RECORDS	RPI 51-100		RPI 101-999		RPI 201+	
29- 3	9- 3		6- 0		OVERALL	6- 0		8- 0		3- 0	
13- 0	4- 0		2- 0		HOME	3- 0		4- 0		2- 0	
11- 2	2- 2		3- 0		AWAY	3- 0		3- 0		1- 0	
5- 1	3- 1		1- 0		NEUTRAL	0- 0		1- 0		0- 0	
12- 1	5- 1		2- 0		NON-CONFERENCE	3- 0		2- 0		1- 0	
5- 0	3- 0		0- 0		HOME	1- 0		1- 0		1- 0	
4- 1	0- 1		2- 0		AWAY	2- 0		0- 0		0- 0	
3- 0	2- 0		0- 0		NEUTRAL	0- 0		1- 0		0- 0	
17- 2	4- 2		4- 0		CONFERENCE	3- 0		6- 0		2- 0	
8- 0	1- 0		2- 0		HOME	2- 0		3- 0		1- 0	
7- 1	2- 1		1- 0		AWAY	1- 0		3- 0		1- 0	
2- 1	1- 1		1- 0		NEUTRAL	0- 0		0- 0		0- 0	

RPI	S	Opponent	Score	RPI	S	Opponent	Score	RPI	S	Opponent	Score	RPI	S	Opponent	Score
2	A	UConn	71 80	31	A	Virginia	83 69	56	A	Western Ky.	78 65	109	A	Wake Forest	96 73
3	A	Louisville	67 100	31	N	Virginia	83 47	62	A	Penn	66 54	110	N	ETSU	77 46
3	N	Louisville	72 74	35	H	Syracuse	87 72	65	H	Michigan St.	90 59	117	H	North Carolina	94 62
8	A	Florida St.	100 69	39	A	Michigan	83 63	67	H	Virginia Tech	89 59	166	H	Clemson	90 37
8	N	Florida St.	90 80	42	A	Oregon St.	72 67	68	A	Georgia Tech	77 54	181	A	Pittsburgh	87 53
9	H	Tennessee	84 70	50	H	Miami (FL)	83 76	68	H	Georgia Tech	85 69	208	A	Boston College	89 55
11	N	South Carolina	92 85									208	H	Boston College	89 60
14	N	South Fla.	76 66									293	H	Mt. St. Mary's	121 65
17	H	NC State	86 67												
18	A	Duke	72 54												
22	H	Marquette	91 85												
24	H	DePaul	91 82												

LAST 12 Division I GAMES:															
3	N	Louisville	72 74	31	A	Virginia	83 69	68	H	Georgia Tech	85 69	18	A	Duke	72 54
8	N	Florida St.	90 80	68	H	Georgia Tech	85 69	18	A	Duke	72 54	117	H	North Carolina	94 62
31	N	Virginia	83 47	18	A	Duke	72 54	117	H	North Carolina	94 62	8	A	Florida St.	100 69
17	H	NC State	86 67	117	H	North Carolina	94 62	8	A	Florida St.	100 69	181	A	Pittsburgh	87 53
67	H	Virginia Tech	89 59	8	A	Florida St.	100 69	181	A	Pittsburgh	87 53				
208	A	Boston College	89 55	181	A	Pittsburgh	87 53								

Non-Div I Games:

Notre Dame

RPI 1-25				RPI 26-50				RPI 51-100				RPI 101+				Team's RPI: 188	
RPI	S	Opponent	Score	RPI	S	Opponent	Score	RPI	S	Opponent	Score	RPI	S	Opponent	Score		
20	H	Central Mich.	85 103	39	A	Michigan	69 78	65	A	Michigan St.	63 95	118	A	Cleveland St.	62 70		
25	A	Green Bay	48 78					79	A	IUPUI	64 80	118	H	Cleveland St.	66 86		
25	H	Green Bay	48 81					79	H	IUPUI	55 73	130	A	Milwaukee	80 75		
								79	N	IUPUI	49 56	130	H	Milwaukee	62 74		
								86	A	Wright St.	75 80	142	A	Youngstown St.	58 48		
								86	H	Wright St.	57 77	142	H	Youngstown St.	76 86		
												174	A	Northwestern	70 88		
												233	H	Niagara	67 59		
												241	H	Illinois St.	64 43		
												254	A	Northern Ky.	59 66		
												254	H	Northern Ky.	79 53		
												263	A	Cornell	79 77		
												282	N	Old Dominion	80 59		
												285	A	Cani si us	83 48		
												326	A	Detroit Mercy	85 74		
												326	H	Detroit Mercy	83 50		
												332	A	Ill. -Chi cago	67 63		
												332	H	Ill. -Chi cago	95 78		
												332	N	Ill. -Chi cago	80 46		
												333	N	Ark. -Pi ne Bluff	69 37		
LAST 12 Division I GAMES:																	
				79	N	IUPUI	49 56	79	H	IUPUI	55 73						
				332	N	Ill. -Chi cago	80 46	86	A	Wright St.	75 80						
				130	A	Milwaukee	80 75	254	A	Northern Ky.	59 66						
				25	A	Green Bay	48 78	118	H	Cleveland St.	66 86						
				326	A	Detroit Mercy	85 74	142	H	Youngstown St.	76 86						
				332	H	Ill. -Chi cago	95 78	326	H	Detroit Mercy	83 50						

Oakl and

Average RPI Win:	171	WON-LOST	WINNING	LAST 10	STRENGTH OF	OPP. STRENGTH	TEAM	ADJ.	CONF.	ADJ CONF.
Average RPI Loss:	86	RECORD	PCT. RANK	GAMES	SCHEDULE	OF SCHEDULE	RPI	RPI	RPI	RPI
DIV. I ONLY	15- 14	166	5- 5	67	89	101	101	8	8	
DIV. I NON-CONF.	5- 5	170	0- 0	89	145	124	124	8	8	

TOTALS	RPI 1-25	RPI 26-50	W-L RECORDS	RPI 51-100	RPI 101-999	RPI 201+				
15- 14	0- 4	1- 2	OVERALL	2- 4	12- 4	6- 1				
9- 5	0- 2	1- 1	HOME	1- 2	7- 0	3- 0				
6- 7	0- 0	0- 0	AWAY	1- 1	5- 1	3- 1				
0- 2	0- 0	0- 1	NEUTRAL	0- 0	0- 1	0- 0				
5- 5	0- 0	0- 2	NON-CONFERENCE	1- 1	4- 2	2- 0				
2- 2	0- 0	0- 1	HOME	0- 1	2- 0	0- 0				
3- 1	0- 0	0- 0	AWAY	1- 0	2- 1	2- 0				
0- 2	0- 0	0- 1	NEUTRAL	0- 0	0- 1	0- 0				
10- 9	0- 4	1- 0	CONFERENCE	1- 3	8- 2	4- 1				
7- 3	0- 2	1- 0	HOME	1- 1	5- 0	3- 0				
3- 6	0- 2	0- 0	AWAY	0- 2	3- 2	1- 1				
0- 0	0- 0	0- 0	NEUTRAL	0- 0	0- 0	0- 0				

RPI 1-25				RPI 26-50				RPI 51-100				RPI 101+				Team's RPI: 101
RPI	S	Opponent	Score	RPI	S	Opponent	Score	RPI	S	Opponent	Score	RPI	S	Opponent	Score	
19	A	Buffalo	53 70	31	N	Virginia	59 77	61	A	Purdue	77 71	105	A	Western Mich.	69 54	
19	H	Buffalo	63 67	37	H	Ball St.	80 76	79	H	IUPUI	52 76	118	A	Cleveland St.	64 71	
20	A	Central Mich.	58 82	39	H	Michigan	61 74	81	A	Miami (OH)	55 64	147	H	Northern Ill.	77 75	
20	H	Central Mich.	72 74					81	H	Miami (OH)	56 78	149	A	Kent St.	78 65	
								84	A	Tol edo	57 75	149	H	Kent St.	79 78	
								84	H	Tol edo	78 61	168	H	N. C. A&T	72 65	
												189	N	Furman	68 70	
												193	H	High Point	64 61	
												201	A	Eastern Mich.	58 73	
												206	A	Bowling Green	70 63	
												206	H	Bowling Green	69 58	
												220	A	Akron	59 62	
												220	H	Akron	85 73	
												220	H	Akron	70 67	
												310	A	Marshall	54 52	
												315	A	Eastern Ky.	69 57	

LAST 12 Division I GAMES:																
220	H	Akron	85 73	201	A	Eastern Mich.	58 73									
220	A	Akron	59 62	149	A	Kent St.	78 65									
81	H	Miami (OH)	56 78	20	H	Central Mich.	72 74									
19	A	Buffalo	53 70	37	H	Ball St.	80 76									
149	H	Kent St.	79 78	81	A	Miami (OH)	55 64									
206	H	Bowling Green	69 58	147	H	Northern Ill.	77 75									

Non-Div I Games: Notre Dame (OH) 93 37

Ohio

Average RPI	Win:	90	WON-LOST	WINNING	LAST 10	STRENGTH OF	OPP. STRENGTH	TEAM	ADJ.	CONF.	ADJ CONF.
Average RPI	Loss:	19	RECORD	PCT. RANK	GAMES	SCHEDULE	OF SCHEDULE	RPI	RPI	RPI	RPI
DIV. I ONLY		27- 6	18	9- 1	5	5	6	6	3	3	
DIV. I NON-CONF.		11- 3	45	0- 1	9	4	6	6	4	4	

TOTALS	RPI 1-25		RPI 26-50		W-L RECORDS	RPI 51-100		RPI 101-999		RPI 201+	
27- 6	3- 5		6- 1		OVERALL	9- 0		9- 0		2- 0	
13- 2	1- 1		3- 1		HOME	5- 0		4- 0		0- 0	
8- 4	0- 4		1- 0		AWAY	3- 0		4- 0		2- 0	
6- 0	2- 0		2- 0		NEUTRAL	1- 0		1- 0		0- 0	
11- 3	2- 3		1- 0		NON-CONFERENCE	2- 0		6- 0		0- 0	
6- 1	1- 1		1- 0		HOME	1- 0		3- 0		0- 0	
2- 2	0- 2		0- 0		AWAY	0- 0		2- 0		0- 0	
3- 0	1- 0		0- 0		NEUTRAL	1- 0		1- 0		0- 0	
16- 3	1- 2		5- 1		CONFERENCE	7- 0		3- 0		2- 0	
7- 1	0- 0		2- 1		HOME	4- 0		1- 0		0- 0	
6- 2	0- 2		1- 0		AWAY	3- 0		2- 0		2- 0	
3- 0	1- 0		2- 0		NEUTRAL	0- 0		0- 0		0- 0	

RPI	S	Opponent	Score	RPI	S	Opponent	Score	RPI	S	Opponent	Score	RPI	S	Opponent	Score
3	H	Louisville	90 95	36	H	Quinnipiac	95 63	52	N	FGCU	104 62	102	A	Cincinnati	87 76
13	H	Stanford	85 64	39	A	Michigan	78 71	53	A	Indiana	77 62	116	H	Dartmouth	103 70
13	N	Stanford	94 82	39	H	Michigan	75 84	53	H	Indiana	85 70	151	H	Idaho	99 56
14	A	South Fla.	65 84	40	H	Rutgers	90 68	60	A	Nebraska	73 61	174	H	Northwestern	88 54
16	A	Maryland	69 99	40	N	Rutgers	82 57	61	H	Purdue	73 60	175	A	Florida	103 77
16	N	Maryland	79 69	41	H	Minnesota	91 75	65	H	Michigan St.	78 62	191	N	Memphis	100 69
18	A	Duke	60 69	41	N	Minnesota	90 88	73	H	Maine	83 70	201	H	Washington	85 76
21	A	Iowa	89 103					93	A	Penn St.	89 64	203	A	Wisconsin	68 55
								93	H	Penn St.	94 64	237	A	Illinois	88 69

LAST 12 Division I GAMES:															
16	N	Maryland	79 69	237	A	Illinois	88 69	14	A	South Fla.	65 84	40	H	Rutgers	90 68
41	N	Minnesota	90 88	40	H	Rutgers	90 68	203	A	Wisconsin	68 55	93	H	Penn St.	94 64
40	N	Rutgers	82 57	65	H	Michigan St.	78 62	93	H	Penn St.	94 64	61	H	Purdue	73 60
93	A	Penn St.	89 64												
174	H	Northwestern	88 54												
61	H	Purdue	73 60												

Non-Div I Games:

Ohio St.

Oklahoma				Through Games Of March 5, 2018								
Average RPI	Win:	121	WON-LOST	WINNING	LAST 10	STRENGTH OF		OPP. STRENGTH	TEAM	ADJ.	CONF.	ADJ. CONF.
Average RPI	Loss:	44	RECORD	PCT. RANK	GAMES	SCHEDULE		OF SCHEDULE	RPI	RPI	RPI	RPI
DIV. I ONLY			16- 14	157	6- 4	2		19	34	34	4	4
DIV. I NON-CONF.			5- 6	187	0- 0	3		18	31	31	5	5

TOTALS		RPI 1-25	RPI 26-50		W-L RECORDS		RPI 51-100		RPI 101-999		RPI 201+	
16- 14		1- 7	0- 1		OVERALL		7- 5		8- 1		3- 0	
10- 4		1- 2	0- 0		HOME		5- 1		4- 1		2- 0	
6- 8		0- 4	0- 1		AWAY		2- 3		4- 0		1- 0	
0- 2		0- 1	0- 0		NEUTRAL		0- 1		0- 0		0- 0	
5- 6		1- 3	0- 1		NON-CONFERENCE		2- 1		2- 1		1- 0	
4- 1		1- 0	0- 0		HOME		2- 0		1- 1		1- 0	
1- 4		0- 2	0- 1		AWAY		0- 1		1- 0		0- 0	
0- 1		0- 1	0- 0		NEUTRAL		0- 0		0- 0		0- 0	
11- 8		0- 4	0- 0		CONFERENCE		5- 4		6- 0		2- 0	
6- 3		0- 2	0- 0		HOME		3- 1		3- 0		1- 0	
5- 4		0- 2	0- 0		AWAY		2- 2		3- 0		1- 0	
0- 1		0- 0	0- 0		NEUTRAL		0- 1		0- 0		0- 0	

RPI 1-25				RPI 26-50				Team's RPI: 34				RPI 51-100				RPI 101+			
RPI	S	Opponent	Score	RPI	S	Opponent	Score					RPI	S	Opponent	Score	RPI	S	Opponent	Score
2	N	UConn	64 88	30	A	South Dakota St.	61 67					57	H	Belmont	96 73	104	A	Iowa St.	74 69
4	A	Bayl or	65 74									58	A	Okl ahoma St.	82 96	104	H	Iowa St.	80 71
4	H	Bayl or	52 74									58	H	Okl ahoma St.	67 70	115	A	Col orado St.	78 46
7	A	Oregon	74 92									64	A	West Vi rgi ni a	79 77	175	H	Fl ori da	61 80
12	A	Texas	66 79									64	H	West Vi rgi ni a	76 57	183	A	Kansas	72 52
12	H	Texas	78 88									69	A	TCU	58 62	183	H	Kansas	97 64
14	H	South Fla.	79 74									69	H	TCU	84 71	213	H	SMU	87 75
24	A	DePaul	108 111									69	N	TCU	83 90	251	A	Texas Tech	73 52
												82	H	New Mexi co	105 63	251	H	Texas Tech	79 61
												92	A	Kansas St.	76 71				
												92	H	Kansas St.	68 49				
												95	A	Little Rock	56 68				
LAST 12 Di vi si on I GAMES:																			
69	N	TCU	83 90	4	A	Bayl or	65 74												
12	A	Texas	66 79	64	H	West Vi rgi ni a	76 57												
251	H	Texas Tech	79 61	92	H	Kansas St.	68 49												
104	H	Iowa St.	80 71	69	A	TCU	58 62												
64	A	West Vi rgi ni a	79 77	183	H	Kansas	97 64												
183	A	Kansas	72 52	58	H	Okl ahoma St.	67 70												

Non-Di v I Games:

Oklahoma

Average RPI Win:	160	WON-LOST	WINNING	LAST 10	STRENGTH OF	OPP. STRENGTH	TEAM	ADJ.	CONF.	ADJ CONF.
Average RPI Loss:	49	RECORD	PCT. RANK	GAMES	SCHEDULE	OF SCHEDULE	RPI	RPI	RPI	RPI
DIV. I ONLY	20- 10	82	5- 5	60	37	58	58	4	4	
DIV. I NON-CONF.	9- 2	33	0- 0	169	119	64	64	5	5	

TOTALS	RPI 1-25	RPI 26-50	W-L RECORDS	RPI 51-100	RPI 101-999	RPI 201+				
20- 10	1- 6	2- 0	OVERALL	6- 2	11- 2	7- 0				
14- 3	1- 2	1- 0	HOME	3- 0	9- 1	6- 0				
5- 5	0- 3	1- 0	AWAY	2- 1	2- 1	1- 0				
1- 2	0- 1	0- 0	NEUTRAL	1- 1	0- 0	0- 0				
9- 2	1- 2	0- 0	NON-CONFERENCE	1- 0	7- 0	5- 0				
8- 0	1- 0	0- 0	HOME	0- 0	7- 0	5- 0				
0- 1	0- 1	0- 0	AWAY	0- 0	0- 0	0- 0				
1- 1	0- 1	0- 0	NEUTRAL	1- 0	0- 0	0- 0				
11- 8	0- 4	2- 0	CONFERENCE	5- 2	4- 2	2- 0				
6- 3	0- 2	1- 0	HOME	3- 0	2- 1	1- 0				
5- 4	0- 2	1- 0	AWAY	2- 1	2- 1	1- 0				
0- 1	0- 0	0- 0	NEUTRAL	0- 1	0- 0	0- 0				

RPI 1-25				RPI 26-50				RPI 51-100 Team's RPI: 58				RPI 101+			
RPI	S	Opponent	Score	RPI	S	Opponent	Score	RPI	S	Opponent	Score	RPI	S	Opponent	Score
4	A	Bayl or	64 77	34	A	Okl ahoma	70 67	59	N	South Dakota	76 68	104	A	Iowa St.	81 73
4	H	Bayl or	45 87	34	H	Okl ahoma	96 82	64	A	West Vi rgi ni a	79 69	104	H	Iowa St.	69 78
5	A	Missi ssi ppi St.	76 79					64	H	West Vi rgi ni a	79 73	148	H	Wichi ta St.	91 67
9	N	Tennessee	69 79					64	N	West Vi rgi ni a	60 69	179	H	Southern U.	94 66
10	H	UCLA	87 72					69	A	TCU	71 54	183	A	Kansas	59 66
12	A	Texas	79 84					69	H	TCU	85 72	183	H	Kansas	92 63
12	H	Texas	62 77					92	A	Kansas St.	64 80	251	A	Texas Tech	98 57
								92	H	Kansas St.	76 68	251	H	Texas Tech	80 62

LAST 12 Division I GAMES:															
				64	N	West Vi rgi ni a	60 69	104	A	Iowa St.	81 73				
				69	H	TCU	85 72	69	A	TCU	71 54				
				64	A	West Vi rgi ni a	79 69	183	H	Kansas	92 63				
				183	A	Kansas	59 66	4	A	Bayl or	64 77				
				12	H	Texas	62 77	251	H	Texas Tech	80 62				
				4	H	Bayl or	45 87	104	H	Iowa St.	69 78				

Non-Div I Games:

Oklahoma St.

Average RPI Win:	265	WON-LOST	WINNING	LAST 10	STRENGTH OF	OPP. STRENGTH	TEAM	ADJ.	CONF.	ADJ CONF.
Average RPI Loss:	145	RECORD	PCT. RANK	GAMES	SCHEDULE	OF SCHEDULE	RPI	RPI	RPI	RPI
DIV. I ONLY	8- 22	288	4- 6	146	211	282	282	18	18	
DIV. I NON-CONF.	2- 12	306	0- 0	133	258	300	300	20	20	

TOTALS	RPI 1-25	RPI 26-50	W-L RECORDS	RPI 51-100	RPI 101-999	RPI 201+				
8- 22	0- 2	0- 0	OVERALL	0- 3	8- 17	7- 5				
7- 8	0- 2	0- 0	HOME	0- 2	7- 4	6- 1				
1- 11	0- 0	0- 0	AWAY	0- 1	1- 10	1- 3				
0- 3	0- 0	0- 0	NEUTRAL	0- 0	0- 3	0- 1				
2- 12	0- 2	0- 0	NON-CONFERENCE	0- 1	2- 9	2- 2				
2- 5	0- 2	0- 0	HOME	0- 1	2- 2	2- 0				
0- 4	0- 0	0- 0	AWAY	0- 0	0- 4	0- 1				
0- 3	0- 0	0- 0	NEUTRAL	0- 0	0- 3	0- 1				
6- 10	0- 0	0- 0	CONFERENCE	0- 2	6- 8	5- 3				
5- 3	0- 0	0- 0	HOME	0- 1	5- 2	4- 1				
1- 7	0- 0	0- 0	AWAY	0- 1	1- 6	1- 2				
0- 0	0- 0	0- 0	NEUTRAL	0- 0	0- 0	0- 0				

RPI 1-25				RPI 26-50				RPI 51-100				RPI 101+ Team's RPI: 282			
RPI	S	Opponent	Score	RPI	S	Opponent	Score	RPI	S	Opponent	Score	RPI	S	Opponent	Score
17	H	NC State	56 73					56	A	Western Ky.	48 62	102	H	Cincinnati	33 54
18	H	Duke	51 84					80	H	UAB	61 74	103	A	Middle Tenn.	47 65
								89	H	Liberty	55 63	107	A	Rice	45 53
												108	A	George Mason	53 66
												119	N	Saint Francis (PA)	68 79
												124	A	Louisiana Tech	45 59
												155	A	Charlotte	43 51
												155	H	Charlotte	60 63
												158	A	William & Mary	58 75
												176	H	UTEP	56 52
												178	A	Hampton	42 50
												188	N	Oakland	59 80
												195	H	Richmond	45 54
												205	A	Southern Miss.	74 55
												219	H	Fla. Atlantic	59 54
												224	A	North Texas	46 63
												224	H	North Texas	52 55
												255	N	Abilene Christian	60 74
												264	A	UTSA	56 64
												264	H	UTSA	69 63
												281	A	VCU	39 68
												300	H	FIU	68 60
												310	H	Marshall	69 53
												320	H	Coppin St.	75 67
												322	H	South Carolina St.	52 35

LAST 12 Division I GAMES:															
103	A	Middle Tenn.	47 65	56	A	Western Ky.	48 62								
155	A	Charlotte	43 51	300	H	FIU	68 60								
224	H	North Texas	52 55	107	A	Rice	45 53								
176	H	UTEP	56 52	124	A	Louisiana Tech	45 59								
219	H	Fla. Atlantic	59 54	264	H	UTSA	69 63								
205	A	Southern Miss.	74 55	310	H	Marshall	69 53								

Non-Div I Games:

Old Domini on

O
l
e
M
i
s
s

Ole Miss				Through Games Of March 5, 2018							
Average RPI	Win:	215	WON-LOST	WINNING	LAST 10	STRENGTH OF	OPP. STRENGTH	TEAM	ADJ.	CONF.	ADJ CONF.
Average RPI	Loss:	62	RECORD	PCT. RANK	GAMES	SCHEDULE	OF SCHEDULE	RPI	RPI	RPI	RPI
DIV. I ONLY			12- 19	235	1- 9	50	74	161	161	2	2
DIV. I NON-CONF.			10- 3	52	0- 0	181	299	75	75	2	2

TOTALS		RPI 1-25		RPI 26-50		W-L RECORDS		RPI 51-100	RPI 101-999	RPI 201+	
12- 19		0- 8		0- 3		OVERALL		0- 3	12- 5	6- 0	
9- 7		0- 3		0- 1		HOME		0- 2	9- 1	5- 0	
1- 10		0- 0		0- 0		AWAY		0- 0	1- 0	0- 0	
2- 2		0- 1		0- 0		NEUTRAL		0- 0	2- 1	1- 0	
10- 3		0- 1		0- 0		NON-CONFERENCE		0- 0	10- 2	6- 0	
8- 0		0- 0		0- 0		HOME		0- 0	8- 0	5- 0	
1- 2		0- 1		0- 0		AWAY		0- 0	1- 1	0- 0	
1- 1		0- 0		0- 0		NEUTRAL		0- 0	1- 1	1- 0	
2- 16		0- 7		0- 3		CONFERENCE		0- 3	2- 3	0- 0	
1- 7		0- 3		0- 1		HOME		0- 2	1- 1	0- 0	
0- 8		0- 3		0- 2		AWAY		0- 1	0- 2	0- 0	
1- 1		0- 1		0- 0		NEUTRAL		0- 0	1- 0	0- 0	

RPI 1-25				RPI 26-50				RPI 51-100				RPI 101+ Team's RPI: 161			
RPI	S	Opponent	Score	RPI	S	Opponent	Score	RPI	S	Opponent	Score	RPI	S	Opponent	Score
5	A	Mississippi St.	45 76	26	A	Georgia	45 69	88	H	Kentucky	71 79	103	H	Middle Tenn.	65 56
5	H	Mississippi St.	49 69	26	H	Georgia	52 66	94	H	Alabama	79 82	120	N	Saint Louis	64 79
7	A	Oregon	46 90	27	A	LSU	55 84	100	A	Auburn	55 60	126	A	Portland St.	79 94
9	A	Tennessee	66 75									146	A	Arkansas	72 73
11	H	South Carolina	62 88									150	H	Vanderbilt	72 75
15	A	Texas A&M	54 83									165	H	South Ala.	66 59
23	H	Missouri	48 67									175	A	Florida	60 61
23	N	Missouri	50 59									175	H	Florida	78 75
												175	N	Florida	48 43
												180	H	Troy	96 93
												182	A	Temple	64 48
												205	H	Southern Miss.	68 59
												209	H	Arkansas St.	74 48
												221	H	Texas Southern	73 58
												301	H	Kennesaw St.	92 63
												331	N	Delaware St.	110 58
												336	H	Northwestern St.	75 44

LAST 12 Division I GAMES:															
23	N	Missouri	50 59	94	H	Alabama	79 82	15	A	Texas A&M	54 83	26	A	Georgia	45 69
175	N	Florida	48 43	26	A	Georgia	45 69	150	H	Vanderbilt	72 75	5	H	Mississippi St.	49 69
100	A	Auburn	55 60	27	A	LSU	55 84	9	A	Tennessee	66 75				

Non-Div I Games:

Ole Miss

Average RPI Win:	266	WON-LOST	WINNING	LAST 10	STRENGTH OF	OPP. STRENGTH	TEAM	ADJ.	CONF.	ADJ CONF.
Average RPI Loss:	132	RECORD	PCT. RANK	GAMES	SCHEDULE	OF SCHEDULE	RPI	RPI	RPI	RPI
DIV. I ONLY	9- 16	246	3- 6	192	204	243	243	12	12	
DIV. I NON-CONF.	6- 4	122	0- 0	285	306	161	161	16	16	

TOTALS	RPI 1-25	RPI 26-50	W-L RECORDS	RPI 51-100	RPI 101-999	RPI 201+				
9- 16	0- 0	0- 3	OVERALL	0- 6	9- 7	8- 3				
5- 6	0- 0	0- 2	HOME	0- 2	5- 2	4- 0				
4- 9	0- 0	0- 1	AWAY	0- 3	4- 5	4- 3				
0- 1	0- 0	0- 0	NEUTRAL	0- 1	0- 0	0- 0				
6- 4	0- 0	0- 1	NON-CONFERENCE	0- 1	6- 2	5- 2				
3- 1	0- 0	0- 1	HOME	0- 0	3- 0	2- 0				
3- 3	0- 0	0- 0	AWAY	0- 1	3- 2	3- 2				
0- 0	0- 0	0- 0	NEUTRAL	0- 0	0- 0	0- 0				
3- 12	0- 0	0- 2	CONFERENCE	0- 5	3- 5	3- 1				
2- 5	0- 0	0- 1	HOME	0- 2	2- 2	2- 0				
1- 6	0- 0	0- 1	AWAY	0- 2	1- 3	1- 1				
0- 1	0- 0	0- 0	NEUTRAL	0- 1	0- 0	0- 0				

RPI	S	Opponent	Score	RPI	S	Opponent	Score	RPI	S	Opponent	Score	RPI	S	Opponent	Score	Team's RPI: 243
30	A	South Dakota St.	64 89	59	A	South Dakota	46 70	135	H	UNI	78 74					
30	H	South Dakota St.	54 103	59	H	South Dakota	50 72	169	A	Oral Roberts	56 72					
47	H	Creighton	51 72	92	A	Kansas St.	60 81	169	H	Oral Roberts	53 82					
				99	A	Western Ill.	68 103	177	A	Denver	60 81					
				99	H	Western Ill.	51 90	177	H	Denver	74 85					
				99	N	Western Ill.	57 97	204	H	Montana St.	64 53					
								211	A	CSU Bakersfield	43 52					
								216	A	CSUN	68 60					
								266	A	Bradley	56 69					
								284	A	North Dakota St.	59 57					
								284	H	North Dakota St.	80 67					
								302	A	USC Upstate	69 66					
								303	A	Wofford	64 60					
								325	A	Fort Wayne	65 76					
								325	H	Fort Wayne	77 61					
								337	H	Florida A&M	78 73					
LAST 12 Division I GAMES:																
				99	N	Western Ill.	57 97	99	A	Western Ill.	68 103					
				284	A	North Dakota St.	59 57	30	H	South Dakota St.	54 103					
				169	A	Oral Roberts	56 72	284	H	North Dakota St.	80 67					
				177	A	Denver	60 81	59	A	South Dakota	46 70					
				59	H	South Dakota	50 72	177	H	Denver	74 85					
				325	H	Fort Wayne	77 61	99	H	Western Ill.	51 90					

Non-Div I Games: Graceland (IA) 96 69 Peru St. 63 47 St. Mary (NE) 81 58

Omaha

Average RPI Win:	273	WON-LOST	WINNING	LAST 10	STRENGTH OF	OPP. STRENGTH	TEAM	ADJ.	CONF.	ADJ CONF.
Average RPI Loss:	93	RECORD	PCT. RANK	GAMES	SCHEDULE	OF SCHEDULE	RPI	RPI	RPI	RPI
DIV. I ONLY	15- 13	155	4- 5	232	195	169	169	12	12	
DIV. I NON-CONF.	7- 5	132	0- 0	328	273	203	203	16	16	

TOTALS	RPI 1-25	RPI 26-50	W-L RECORDS	RPI 51-100	RPI 101-999	RPI 201+				
15- 13	0- 0	0- 2	OVERALL	0- 7	15- 4	12- 0				
5- 4	0- 0	0- 1	HOME	0- 2	5- 1	4- 0				
5- 8	0- 0	0- 1	AWAY	0- 4	5- 3	4- 0				
5- 1	0- 0	0- 0	NEUTRAL	0- 1	5- 0	4- 0				
7- 5	0- 0	0- 0	NON-CONFERENCE	0- 2	7- 3	6- 0				
1- 1	0- 0	0- 0	HOME	0- 0	1- 1	1- 0				
2- 4	0- 0	0- 0	AWAY	0- 2	2- 2	1- 0				
4- 0	0- 0	0- 0	NEUTRAL	0- 0	4- 0	4- 0				
8- 8	0- 0	0- 2	CONFERENCE	0- 5	8- 1	6- 0				
4- 3	0- 0	0- 1	HOME	0- 2	4- 0	3- 0				
3- 4	0- 0	0- 1	AWAY	0- 2	3- 1	3- 0				
1- 1	0- 0	0- 0	NEUTRAL	0- 1	1- 0	0- 0				

RPI 1-25				RPI 26-50				RPI 51-100				RPI 101+				Team's RPI: 169	
RPI	S	Opponent	Score	RPI	S	Opponent	Score	RPI	S	Opponent	Score	RPI	S	Opponent	Score		
30	A	South Dakota St.	72 96	59	A	South Dakota	55 72	111	A	Utah	50 71						
30	H	South Dakota St.	70 77	59	H	South Dakota	68 73	146	H	Arkansas	66 77						
				59	N	South Dakota	53 65	170	A	UT Arlington	46 70						
				69	A	TCU	58 72	177	A	Denver	54 70						
				97	A	Missouri St.	66 76	177	H	Denver	90 60						
				99	A	Western Ill.	49 56	177	N	Denver	76 71						
				99	H	Western Ill.	63 85	194	A	Tulsa	53 41						
								243	A	Omaha	82 53						
								243	H	Omaha	72 56						
								279	A	UMKC	76 73						
								284	A	North Dakota St.	64 57						
								284	H	North Dakota St.	71 48						
								290	N	Alcorn	76 52						
								296	N	Long Beach St.	64 58						
								309	H	Houston Baptist	78 56						
								319	N	Cal St. Fullerton	60 50						
								325	A	Fort Wayne	73 48						
								325	H	Fort Wayne	66 45						
								346	N	Chicago St.	73 43						
LAST 12 Division I GAMES:																	
				59	N	South Dakota	53 65	284	A	North Dakota St.	64 57						
				177	N	Denver	76 71	99	H	Western Ill.	63 85						
				243	H	Omaha	72 56	325	H	Fort Wayne	66 45						
				59	A	South Dakota	55 72	177	H	Denver	90 60						
				177	A	Denver	54 70	59	H	South Dakota	68 73						
				30	A	South Dakota St.	72 96	30	H	South Dakota St.	70 77						

Non-Div I Games: Okla. Panhandle 88 35 Cent. Christian (KS) 18 47

Oral Roberts

Average RPI Win: 115

Average RPI Loss: 16

WON-LOST
RECORDWINNING
PCT. RANKLAST 10
GAMESSTRENGTH OF
SCHEDULEOPP. STRENGTH
OF SCHEDULETEAM
RPIADJ.
RPICONF.
RPIADJ CONF.
RPIDIV. I ONLY
DIV. I NON-CONF.30- 4
11- 29
229- 1
0- 021
1816
267
87
85
35
3

TOTALS

RPI 1-25

RPI 26-50

W-L RECORDS

RPI 51-100

RPI 101-999

RPI 201+

30- 4

6- 3

5- 1

OVERALL

3- 0

16- 0

5- 0

16- 1

1- 1

4- 0

HOME

2- 0

9- 0

3- 0

9- 3

2- 2

1- 1

AWAY

1- 0

5- 0

1- 0

5- 0

3- 0

0- 0

NEUTRAL

0- 0

2- 0

1- 0

11- 2

2- 2

1- 0

NON-CONFERENCE

1- 0

7- 0

3- 0

8- 0

0- 0

1- 0

HOME

1- 0

6- 0

2- 0

1- 2

1- 2

0- 0

AWAY

0- 0

0- 0

0- 0

2- 0

1- 0

0- 0

NEUTRAL

0- 0

1- 0

1- 0

19- 2

4- 1

4- 1

CONFERENCE

2- 0

9- 0

2- 0

8- 1

1- 1

3- 0

HOME

1- 0

3- 0

1- 0

8- 1

1- 0

1- 1

AWAY

1- 0

5- 0

1- 0

3- 0

2- 0

0- 0

NEUTRAL

0- 0

1- 0

0- 0

RPI 1-25

Team's RPI: 7

RPI 26-50

RPI 51-100

RPI 101+

RPI	S	Opponent	Score
3	A	Louisville	61 74
5	A	Mississippi St.	79 90
10	A	UCLA	70 61
10	H	UCLA	101 94
10	N	UCLA	65 62
13	H	Stanford	65 78
13	N	Stanford	77 57
15	A	Texas A&M	83 68
15	N	Texas A&M	84 62

RPI	S	Opponent	Score
34	H	Oklahoma	92 74
42	A	Oregon St.	79 85
42	H	Oregon St.	75 63
43	H	Cal i forni a	91 54
49	A	Southern Cal i forni a	70 66
49	H	Southern Cal i forni a	80 74

RPI	S	Opponent	Score
54	A	Arizona St.	57 44
54	H	Arizona St.	74 64
70	H	Drake	110 77

RPI	S	Opponent	Score
111	A	Utah	84 68
112	A	Washington St.	90 79
112	H	Washington St.	89 56
141	H	Eastern Wash.	81 40
143	A	Colorado	74 55
143	N	Colorado	84 47
145	H	Weber St.	114 87
161	H	Ole Miss	90 46
178	H	Hampton	87 45
201	A	Washington	76 63
201	H	Washington	94 83
216	H	CSUN	91 43
250	N	Hawai i	85 44
277	A	Ari zona	74 61
277	H	Ari zona	62 44
328	H	Southern Utah	98 38

LAST 12 Division I GAMES:

13	N	Stanford	77 57	49	H	Southern Cal i forni a	80 74
10	N	UCLA	65 62	112	A	Washington St.	90 79
143	N	Colorado	84 47	201	A	Washington	76 63
277	A	Ari zona	74 61	13	H	Stanford	65 78
54	A	Ari zona St.	57 44	43	H	Cal i forni a	91 54
10	H	UCLA	101 94	111	A	Utah	84 68

Non-Div I Games:

Oregon

■ Loss,
 ■ Non-Conf,
 ■ S Site,
 ■ Home
 ■ Away
 N Neutral

Average RPI Win:	169	WON-LOST	WINNING	LAST 10	STRENGTH OF	OPP. STRENGTH	TEAM	ADJ.	CONF.	ADJ CONF.
Average RPI Loss:	22	RECORD	PCT. RANK	GAMES	SCHEDULE	OF SCHEDULE	RPI	RPI	RPI	RPI
DIV. I ONLY	23- 7	42	8- 2	103	48	42	42	5	5	
DIV. I NON-CONF.	9- 2	33	0- 0	259	154	94	94	3	3	
TOTALS	RPI 1-25	RPI 26-50	W-L RECORDS	RPI 51-100	RPI 101-999	RPI 201+				
23- 7	2- 5	2- 1	OVERALL	3- 1	16- 0	7- 0				
14- 2	2- 2	2- 0	HOME	2- 0	8- 0	4- 0				
7- 4	0- 3	0- 1	AWAY	1- 0	6- 0	2- 0				
2- 1	0- 0	0- 0	NEUTRAL	0- 1	2- 0	1- 0				
9- 2	0- 2	0- 0	NON-CONFERENCE	1- 0	8- 0	5- 0				
6- 1	0- 1	0- 0	HOME	1- 0	5- 0	3- 0				
1- 1	0- 1	0- 0	AWAY	0- 0	1- 0	1- 0				
2- 0	0- 0	0- 0	NEUTRAL	0- 0	2- 0	1- 0				
14- 5	2- 3	2- 1	CONFERENCE	2- 1	8- 0	2- 0				
8- 1	2- 1	2- 0	HOME	1- 0	3- 0	1- 0				
6- 3	0- 2	0- 1	AWAY	1- 0	5- 0	1- 0				
0- 1	0- 0	0- 0	NEUTRAL	0- 1	0- 0	0- 0				

RPI 1-25	RPI 26-50	Team's RPI: 42	RPI 51-100	RPI 101+
RPI S Opponent Score	RPI S Opponent Score		RPI S Opponent Score	RPI S Opponent Score
1 H Notre Dame 67 72	43 H Cal i forn i a 68 48		54 A Ari zona St. 64 60	111 A Utah 69 58
7 A Oregon 63 75	49 A Southern Cal i forn i a 61 65		54 H Ari zona St. 57 54	112 A Washington St. 63 61
7 H Oregon 85 79	49 H Southern Cal i forn i a 69 63		54 N Ari zona St. 51 57	112 H Washington St. 71 53
10 A UCLA 49 84			66 H UC Dav i s 61 47	143 A Colorado 86 71
10 H UCLA 67 64				198 N Nevada 89 49
13 H Stanford 57 60				199 H North Dakota 65 55
18 A Duke 65 72				200 H UC Santa Barbara 74 49
				201 A Washi ngton 95 57
				201 H Washi ngton 75 63
				277 A Ari zona 65 40
				277 H Ari zona 88 48
				280 H San Jose St. 110 62
				313 N Utah St. 94 55
				317 A N. C. Central 97 44
				321 H Utah Valley 98 41
				340 H Savannah St. 84 36
LAST 12 Di vi si on I GAMES:				
54 N Ari zona St. 51 57	112 A Washington St. 63 61			
54 A Ari zona St. 64 60	43 H Cal i forn i a 68 48			
277 A Ari zona 65 40	13 H Stanford 57 60			
49 H Southern Cal i forn i a 69 63	143 A Colorado 86 71			
10 H UCLA 67 64	111 A Utah 69 58			
201 A Washi ngton 95 57	7 A Oregon 63 75			

Non-Di v I Games:

Oregon St.

Average RPI Win: **209**
 Average RPI Loss: **126**

WON-LOST
RECORD

WINNING
PCT. RANK

LAST 10
GAMES

STRENGTH OF
SCHEDULE

OPP. STRENGTH
OF SCHEDULE

TEAM
RPI

ADJ.
RPI

CONF.
RPI

ADJ CONF.
RPI

DIV. I ONLY	14- 17	206	4- 6	119	146	183	183	14	14
DIV. I NON-CONF.	5- 5	170	0- 0	42	197	132	132	11	11

TOTALS	RPI 1-25	RPI 26-50	W-L RECORDS	RPI 51-100	RPI 101-999	RPI 201+			
14- 17	0- 0	1- 4	OVERALL	2- 3	11- 10	8- 2			
9- 7	0- 0	1- 2	HOME	1- 2	7- 3	5- 0			
3- 9	0- 0	0- 2	AWAY	0- 1	3- 6	2- 2			
2- 1	0- 0	0- 0	NEUTRAL	1- 0	1- 1	1- 0			
5- 5	0- 0	1- 2	NON-CONFERENCE	1- 1	3- 2	3- 0			
4- 3	0- 0	1- 1	HOME	1- 1	2- 1	2- 0			
1- 2	0- 0	0- 1	AWAY	0- 0	1- 1	1- 0			
0- 0	0- 0	0- 0	NEUTRAL	0- 0	0- 0	0- 0			
9- 12	0- 0	0- 2	CONFERENCE	1- 2	8- 8	5- 2			
5- 4	0- 0	0- 1	HOME	0- 1	5- 2	3- 0			
2- 7	0- 0	0- 1	AWAY	0- 1	2- 5	1- 2			
2- 1	0- 0	0- 0	NEUTRAL	1- 0	1- 1	1- 0			

RPI S Opponent	Score	RPI S Opponent	Score	RPI S Opponent	Score	RPI S Opponent	Score	Team's RPI: 183
32 Gonzaga	66 90	32 Gonzaga	72 99	66 UC Davis	58 90	128 San Francisco	78 80	
38 Northern Colo.	55 80	77 Saint Mary's (CA)	88 96	77 Saint Mary's (CA)	69 70	128 San Francisco	71 81	
43 Cal i forni a	85 92	77 N Saint Mary's (CA)	77 73	77 N Saint Mary's (CA)	77 73	139 Fresno St.	70 81	
45 UCF	78 74	91 Lamar Uni versi ty	80 75	91 Lamar Uni versi ty	80 75	144 Loyola Marymount	60 75	
						144 Loyola Marymount	77 79	
						154 BYU	65 77	
						154 BYU	83 76	
						167 San Di ego	81 68	
						167 San Di ego	62 60	
						167 N San Di ego	56 66	
						171 Brown	57 74	
						217 Seattle U	85 73	
						239 Pepperdi ne	85 77	
						239 Pepperdi ne	84 73	
						280 San Jose St.	106 97	
						289 Santa Clara	55 57	
						289 Santa Clara	55 37	
						318 Portl and	67 89	
						318 Portl and	91 55	
						318 N Portl and	85 60	
						319 Cal St. Fullerton	81 65	
LAST 12 Division I GAMES:								
167 N San Diego	56 66	167 San Di ego	62 60					
77 N Saint Mary's (CA)	77 73	318 Portl and	67 89					
318 N Portl and	85 60	32 Gonzaga	66 90					
144 Loyola Marymount	77 79	239 Pepperdi ne	84 73					
128 San Francisco	78 80	289 Santa Clara	55 37					
289 Santa Clara	55 57	154 BYU	83 76					

Non-Div I Games: UC Merced 123 59

Paci fi c

Average RPI Win:	182	WON-LOST	WINNING	LAST 10	STRENGTH OF	OPP. STRENGTH	TEAM	ADJ.	CONF.	ADJ CONF.
Average RPI Loss:	83	RECORD	PCT. RANK	GAMES	SCHEDULE	OF SCHEDULE	RPI	RPI	RPI	RPI
DIV. I ONLY	19- 7	56	8- 2	137	91	62	62	9	9	
DIV. I NON-CONF.	8- 4	87	0- 0	240	56	106	106	9	9	

TOTALS	RPI 1-25	RPI 26-50	W-L RECORDS	RPI 51-100	RPI 101-999	RPI 201+				
19- 7	0- 1	1- 2	OVERALL	2- 2	16- 2	8- 1				
8- 2	0- 1	0- 1	HOME	1- 0	7- 0	4- 0				
9- 4	0- 0	1- 1	AWAY	0- 1	8- 2	3- 1				
2- 1	0- 0	0- 0	NEUTRAL	1- 1	1- 0	1- 0				
8- 4	0- 1	1- 0	NON-CONFERENCE	1- 1	6- 2	4- 1				
2- 1	0- 1	0- 0	HOME	0- 0	2- 0	2- 0				
4- 2	0- 0	1- 0	AWAY	0- 0	3- 2	1- 1				
2- 1	0- 0	0- 0	NEUTRAL	1- 1	1- 0	1- 0				
11- 3	0- 0	0- 2	CONFERENCE	1- 1	10- 0	4- 0				
6- 1	0- 0	0- 1	HOME	1- 0	5- 0	2- 0				
5- 2	0- 0	0- 1	AWAY	0- 1	5- 0	2- 0				
0- 0	0- 0	0- 0	NEUTRAL	0- 0	0- 0	0- 0				

RPI 1-25				RPI 26-50				RPI 51-100				RPI 101+			
RPI	S	Opponent	Score	RPI	S	Opponent	Score	RPI	S	Opponent	Score	RPI	S	Opponent	Score
1	H	Notre Dame	54 66	28	A	Villanova	79 77	51	A	Harvard	52 55	116	A	Dartmouth	79 50
				29	A	Princeton	40 60	51	H	Harvard	69 49	116	H	Dartmouth	65 47
				29	H	Princeton	55 70	68	N	Georgia Tech	55 69	125	A	Yale	69 54
								97	N	Missouri St.	65 60	125	H	Yale	64 52
												134	A	Saint Joseph's	57 50
												159	A	Binghamton	72 77
												171	A	Brown	88 55
												171	H	Brown	67 56
												182	A	Temple	74 59
												212	A	Columbia	75 39
												212	H	Columbia	70 51
												235	H	Lafayette	55 42
												246	A	La Salle	59 66
												263	A	Cornell	53 39
												263	H	Cornell	68 48
												281	N	VCU	82 52
												334	H	Rhode Island	84 66
												339	A	NJIT	77 38

Team's RPI: 62															
LAST 12 Division I GAMES:															
				171	H	Brown	67 56	29	A	Princeton	40 60				
				125	H	Yale	64 52	51	H	Harvard	69 49				
				116	A	Dartmouth	79 50	116	H	Dartmouth	65 47				
				51	A	Harvard	52 55	125	A	Yale	69 54				
				263	A	Cornell	53 39	171	A	Brown	88 55				
				212	A	Columbia	75 39	182	A	Temple	74 59				

Non-Div I Games: Gwynedd Mercy 89 25

Penn

Average RPI Win: 169

Average RPI Loss: 60

WON-LOST
RECORDWINNING
PCT. RANKLAST 10
GAMESSTRENGTH OF
SCHEDULEOPP. STRENGTH
OF SCHEDULETEAM
RPIADJ.
RPICONF.
RPIADJ CONF.
RPIDIV. I ONLY
DIV. I NON-CONF.16- 15
9- 4172
823- 7
0- 061
19158
14193
8893
883
43
4

TOTALS

RPI 1-25

RPI 26-50

W-L RECORDS

RPI 51-100

RPI 101-999

RPI 201+

16- 15

0- 4

2- 5

OVERALL

3- 4

11- 2

7- 1

11- 3

0- 2

2- 1

HOME

3- 0

6- 0

3- 0

4- 9

0- 2

0- 3

AWAY

0- 3

4- 1

3- 1

1- 3

0- 0

0- 1

NEUTRAL

0- 1

1- 1

1- 0

9- 4

0- 0

1- 0

NON-CONFERENCE

1- 2

7- 2

4- 1

6- 0

0- 0

1- 0

HOME

1- 0

4- 0

2- 0

3- 2

0- 0

0- 0

AWAY

0- 1

3- 1

2- 1

0- 2

0- 0

0- 0

NEUTRAL

0- 1

0- 1

0- 0

7- 11

0- 4

1- 5

CONFERENCE

2- 2

4- 0

3- 0

5- 3

0- 2

1- 1

HOME

2- 0

2- 0

1- 0

1- 7

0- 2

0- 3

AWAY

0- 2

1- 0

1- 0

1- 1

0- 0

0- 1

NEUTRAL

0- 0

1- 0

1- 0

RPI 1-25

RPI 26-50

RPI 51-100

Team's RPI: 93

RPI 101+

RPI	S	Opponent	Score
6	A	Ohio St.	64 94
6	H	Ohio St.	64 89
16	H	Maryland	65 69
21	A	Iowa	76 80

RPI	S	Opponent	Score
39	A	Michigan	69 89
39	N	Michigan	48 77
40	A	Rutgers	65 70
40	H	Rutgers	70 67
41	A	Minnesota	68 101
41	H	Minnesota	71 91
44	H	Drexel	84 70

RPI	S	Opponent	Score
53	H	Indiana	77 74
55	A	American	66 75
60	A	Nebraska	51 59
61	A	Purdue	73 88
65	H	Michigan St.	74 59
85	H	Fordham	65 60
92	N	Kansas St.	65 70

RPI	S	Opponent	Score
109	H	Wake Forest	68 58
124	N	Louisiana Tech	59 71
174	H	Northwestern	67 59
181	A	Pittsburgh	59 48
196	H	Siena	86 72
203	A	Wisconsin	69 62
214	A	Providence	60 51
237	H	Illinois	68 59
237	N	Illinois	83 57
257	A	St. Bonaventure	62 65
261	H	Manhattan	78 46
291	H	Central Conn. St.	83 66
310	A	Marshall	80 65

LAST 12 Division I GAMES:

39	N	Michigan	48 77	21	A	Iowa	76 80
237	N	Illinois	83 57	65	H	Michigan St.	74 59
6	H	Ohio St.	64 89	6	A	Ohio St.	64 94
60	A	Nebraska	51 59	61	A	Purdue	73 88
174	H	Northwestern	67 59	237	H	Illinois	68 59
41	A	Minnesota	68 101	40	H	Rutgers	70 67

Non-Div I Games:

Penn St.

Loss,
 Non-Conf,
 S Site,
 H Home
 A Away
 N Neutral

Average RPI Win:	230	WON-LOST	WINNING	LAST 10	STRENGTH OF	OPP. STRENGTH	TEAM	ADJ.	CONF.	ADJ CONF.
Average RPI Loss:	145	RECORD	PCT. RANK	GAMES	SCHEDULE	OF SCHEDULE	RPI	RPI	RPI	RPI
DIV. I ONLY	10- 20	257	3- 7	124	214	239	239	14	14	
DIV. I NON-CONF.	4- 6	214	0- 0	95	346	179	179	11	11	

TOTALS	RPI 1-25	RPI 26-50	W-L RECORDS	RPI 51-100	RPI 101-999	RPI 201+				
10- 20	0- 0	0- 3	OVERALL	0- 3	10- 14	5- 4				
7- 6	0- 0	0- 1	HOME	0- 1	7- 4	3- 2				
2- 13	0- 0	0- 1	AWAY	0- 2	2- 10	1- 2				
1- 1	0- 0	0- 1	NEUTRAL	0- 0	1- 0	1- 0				
4- 6	0- 0	0- 0	NON-CONFERENCE	0- 1	4- 5	2- 2				
2- 2	0- 0	0- 0	HOME	0- 0	2- 2	1- 2				
2- 4	0- 0	0- 0	AWAY	0- 1	2- 3	1- 0				
0- 0	0- 0	0- 0	NEUTRAL	0- 0	0- 0	0- 0				
6- 14	0- 0	0- 3	CONFERENCE	0- 2	6- 9	3- 2				
5- 4	0- 0	0- 1	HOME	0- 1	5- 2	2- 0				
0- 9	0- 0	0- 1	AWAY	0- 1	0- 7	0- 2				
1- 1	0- 0	0- 1	NEUTRAL	0- 0	1- 0	1- 0				

RPI	S	Opponent	Score	RPI	S	Opponent	Score	RPI	S	Opponent	Score	RPI	S	Opponent	Score	Team's RPI: 239
32	A	Gonzaga	51 73	66	A	UC Davis	64 69	111	A	Utah	65 89	128	A	San Francisco	67 68	
32	H	Gonzaga	48 67	77	A	Saint Mary's (CA)	62 75	128	H	San Francisco	95 92	144	A	Loyola Marymount	60 75	
32	N	Gonzaga	70 81	77	H	Saint Mary's (CA)	75 82	144	H	Loyola Marymount	85 74	145	A	Weber St.	61 71	
								153	H	Idaho St.	80 74	154	A	BYU	43 78	
								154	H	BYU	67 73	167	A	San Diego	53 79	
								167	H	San Diego	66 62	183	A	Pacific	73 84	
								183	H	Pacific	77 85	185	A	UC Irvine	74 75	
								198	A	Nevada	77 72	210	H	New Mexico St.	64 86	
								217	H	Seattle U	62 65	289	A	Santa Clara	50 54	
								289	H	Santa Clara	56 55	289	N	Santa Clara	74 63	
								296	A	Long Beach St.	83 71	318	A	Portland	58 82	
								318	H	Portland	83 79	321	H	Utah Valley	71 44	
LAST 12 Division I GAMES:																
32	N	Gonzaga	70 81	144	H	Loyola Marymount	85 74									
289	N	Santa Clara	74 63	167	A	San Diego	53 79									
318	A	Portland	58 82	183	A	Pacific	73 84									
77	H	Saint Mary's (CA)	75 82	318	H	Portland	83 79									
32	H	Gonzaga	48 67	289	A	Santa Clara	50 54									
154	A	BYU	43 78	144	A	Loyola Marymount	60 75									

Non-Div I Games:

Pepperdine

Average RPI	Win:	191	WON-LOST	WINNING	LAST 10	STRENGTH OF	OPP. STRENGTH	TEAM	ADJ.	CONF.	ADJ CONF.
Average RPI	Loss:	66	RECORD	PCT. RANK	GAMES	SCHEDULE	OF SCHEDULE	RPI	RPI	RPI	RPI
DIV. I ONLY		10- 20	257	1- 9	51	45	181	181	1	1	
DIV. I NON-CONF.		8- 5	111	0- 0	206	162	180	180	1	1	

TOTALS	RPI 1-25		RPI 26-50		W-L RECORDS		RPI 51-100		RPI 101-999		RPI 201+
10- 20	0- 6		0- 4		OVERALL		2- 5		8- 5		5- 2
8- 10	0- 5		0- 1		HOME		2- 2		6- 2		5- 1
2- 9	0- 1		0- 3		AWAY		0- 3		2- 2		0- 1
0- 1	0- 0		0- 0		NEUTRAL		0- 0		0- 1		0- 0
8- 5	0- 0		0- 0		NON-CONFERENCE		1- 4		7- 1		5- 1
7- 3	0- 0		0- 0		HOME		1- 2		6- 1		5- 1
1- 2	0- 0		0- 0		AWAY		0- 2		1- 0		0- 0
0- 0	0- 0		0- 0		NEUTRAL		0- 0		0- 0		0- 0
2- 15	0- 6		0- 4		CONFERENCE		1- 1		1- 4		0- 1
1- 7	0- 5		0- 1		HOME		1- 0		0- 1		0- 0
1- 7	0- 1		0- 3		AWAY		0- 1		1- 2		0- 1
0- 1	0- 0		0- 0		NEUTRAL		0- 0		0- 1		0- 0

RPI 1-25				RPI 26-50				RPI 51-100				RPI 101+ Team's RPI: 181			
RPI	S	Opponent	Score	RPI	S	Opponent	Score	RPI	S	Opponent	Score	RPI	S	Opponent	Score
1	H	Notre Dame	53 87	31	A	Virginia	50 62	64	A	West Virginia	52 73	102	A	Cincinnati	66 46
3	A	Louisville	49 81	35	A	Syracuse	52 70	67	A	Virginia Tech	66 89	109	H	Wake Forest	49 58
3	H	Louisville	51 77	35	H	Syracuse	53 62	68	H	Georgia Tech	68 62	109	N	Wake Forest	38 72
8	H	Florida St.	59 66	50	A	Miami (FL)	58 82	72	H	Duquesne	53 66	117	A	North Carolina	67 68
17	H	NC State	66 77					85	A	Fordham	55 58	142	H	Youngstown St.	66 58
18	H	Duke	46 58					90	H	Bucknell	57 39	166	A	Clemson	58 42
								93	H	Penn St.	48 59	203	H	Wisconsin	57 58
												208	A	Boston College	61 72
												209	H	Arkansas St.	87 47
												258	H	UNCW	74 55
												263	H	Cornell	51 39
												269	H	Towson	81 63
												346	H	Chicago St.	87 49

LAST 12 Division I GAMES:															
109	N	Wake Forest	38 72	8	H	Florida St.	59 66	166	A	Clemson	58 42				
3	A	Louisville	49 81	18	H	Duke	46 58								
17	H	NC State	66 77	1	H	Notre Dame	53 87								
35	H	Syracuse	53 62	35	A	Syracuse	52 70								
50	A	Miami (FL)	58 82	3	H	Louisville	51 77								
208	A	Boston College	61 72												

Non-Div I Games:

Pittsburgh

Average RPI Win: 214	WON-LOST RECORD	WINNING PCT. RANK	LAST 10 GAMES	STRENGTH OF SCHEDULE	OPP. STRENGTH OF SCHEDULE	TEAM RPI	ADJ. RPI	CONF. RPI	ADJ CONF. RPI
Average RPI Loss: 162									
DIV. I ONLY	5- 23	327	3- 7	172	183	318	318	14	14
DIV. I NON-CONF.	2- 7	286	0- 0	220	332	322	322	11	11

TOTALS	RPI 1-25	RPI 26-50	W-L RECORDS	RPI 51-100	RPI 101-999	RPI 201+			
5- 23	0- 0	0- 2	OVERALL	1- 1	4- 20	3- 4			
5- 10	0- 0	0- 1	HOME	1- 0	4- 9	3- 1			
0- 12	0- 0	0- 1	AWAY	0- 1	0- 10	0- 3			
0- 1	0- 0	0- 0	NEUTRAL	0- 0	0- 1	0- 0			
2- 7	0- 0	0- 0	NON-CONFERENCE	0- 0	2- 7	2- 1			
2- 4	0- 0	0- 0	HOME	0- 0	2- 4	2- 0			
0- 3	0- 0	0- 0	AWAY	0- 0	0- 3	0- 1			
0- 0	0- 0	0- 0	NEUTRAL	0- 0	0- 0	0- 0			
3- 16	0- 0	0- 2	CONFERENCE	1- 1	2- 13	1- 3			
3- 6	0- 0	0- 1	HOME	1- 0	2- 5	1- 1			
0- 9	0- 0	0- 1	AWAY	0- 1	0- 7	0- 2			
0- 1	0- 0	0- 0	NEUTRAL	0- 0	0- 1	0- 0			

RPI S Opponent	Score	RPI S Opponent	Score	RPI S Opponent	Score	RPI S Opponent	Score	Team's RPI: 318
32 A Gonzaga	36 75	77 A Saint Mary's (CA)	49 77	119 H Saint Francis (PA)	101 106			
32 H Gonzaga	56 70	77 H Saint Mary's (CA)	68 65	126 H Portland St.	71 77			
				128 A San Francisco	75 84			
				128 H San Francisco	63 76			
				132 H Boise St.	47 73			
				144 A Loyol a Marymount	55 76			
				144 H Loyol a Marymount	60 63			
				145 H Weber St.	70 91			
				154 A BYU	35 73			
				154 H BYU	58 72			
				167 A San Di ego	52 59			
				167 H San Di ego	60 75			
				183 A Paci fi c	55 91			
				183 H Paci fi c	89 67			
				183 N Paci fi c	60 85			
				185 A UC Irvi ne	52 63			
				201 A Washi ngton	67 93			
				239 A Pepperdi ne	79 83			
				239 H Pepperdi ne	82 58			
				250 H Hawai i	76 47			
				289 A Santa Clara	57 67			
				289 H Santa Clara	43 50			
				319 A Cal St. Fullerton	61 66			
				321 H Utah Valley	71 64			
LAST 12 Di vi si on I GAMES:								
183 N Paci fi c	60 85	128 H San Francisco	63 76					
239 H Pepperdi ne	82 58	144 A Loyol a Marymount	55 76					
154 A BYU	35 73	239 A Pepperdi ne	79 83					
77 A Saint Mary's (CA)	49 77	77 H Saint Mary's (CA)	68 65					
289 A Santa Clara	57 67	32 A Gonzaga	36 75					
183 H Paci fi c	89 67	144 H Loyol a Marymount	60 63					

Non-Di v I Games: Willamette 72 52 Warner Paci fi c 95 59

Portland

Average RPI Win:	232	WON-LOST	WINNING	LAST 10	STRENGTH OF	OPP. STRENGTH	TEAM	ADJ.	CONF.	ADJ CONF.
Average RPI Loss:	135	RECORD	PCT. RANK	GAMES	SCHEDULE	OF SCHEDULE	RPI	RPI	RPI	RPI
DIV. I ONLY	16- 12	127	7- 3	184	218	126	126	19	19	
DIV. I NON-CONF.	4- 5	202	0- 0	142	177	108	108	13	13	

TOTALS	RPI 1-25	RPI 26-50	W-L RECORDS	RPI 51-100	RPI 101-999	RPI 201+				
16- 12	0- 0	0- 2	OVERALL	0- 2	16- 8	10- 2				
8- 2	0- 0	0- 0	HOME	0- 0	8- 2	5- 0				
7- 10	0- 0	0- 2	AWAY	0- 2	7- 6	4- 2				
1- 0	0- 0	0- 0	NEUTRAL	0- 0	1- 0	1- 0				
4- 5	0- 0	0- 1	NON-CONFERENCE	0- 2	4- 2	2- 1				
1- 0	0- 0	0- 0	HOME	0- 0	1- 0	0- 0				
3- 5	0- 0	0- 1	AWAY	0- 2	3- 2	2- 1				
0- 0	0- 0	0- 0	NEUTRAL	0- 0	0- 0	0- 0				
12- 7	0- 0	0- 1	CONFERENCE	0- 0	12- 6	8- 1				
7- 2	0- 0	0- 0	HOME	0- 0	7- 2	5- 0				
4- 5	0- 0	0- 1	AWAY	0- 0	4- 4	2- 1				
1- 0	0- 0	0- 0	NEUTRAL	0- 0	1- 0	1- 0				

RPI S Opponent	Score	RPI S Opponent	Score	RPI S Opponent	Score	RPI S Opponent	Score	Team's RPI: 126
32 A Gonzaga	52 91	66 A UC Davis	67 79	141 A Eastern Wash.	57 64	141 H Eastern Wash.	75 60	
38 A Northern Colo.	60 63	87 A UNLV	80 88	145 A Weber St.	62 60	145 H Weber St.	77 64	
				151 A Idaho	60 61	151 H Idaho	90 101	
				153 A Idaho St.	64 72	153 H Idaho St.	59 88	
				161 H Ole Miss	94 79	185 A UC Irvine	82 72	
				198 A Nevada	55 67	199 A North Dakota	80 61	
				204 A Montana St.	69 60	204 H Montana St.	62 53	
				217 A Seattle U	77 91	236 A Montana	53 69	
				236 H Montana	70 53	275 A Sacramento St.	81 72	
				275 H Sacramento St.	74 73	280 A San Jose St.	90 78	
				306 H Northern Ariz.	68 59	306 N Northern Ariz.	77 61	
				306 N Northern Ariz.	77 61	318 A Portland	77 71	
				328 H Southern Utah	70 66	328 H Southern Utah	70 66	
LAST 12 Division I GAMES:								
306 N Northern Ariz.	77 61	145 A Weber St.	62 60	204 H Montana St.	62 53	236 H Montana	70 53	
199 A North Dakota	80 61	204 H Montana St.	62 53	236 H Montana	70 53	141 A Eastern Wash.	57 64	
38 A Northern Colo.	60 63	236 H Montana	70 53	151 A Idaho	60 61	275 A Sacramento St.	81 72	
306 H Northern Ariz.	68 59	141 A Eastern Wash.	57 64	275 A Sacramento St.	81 72			
328 H Southern Utah	70 66	151 A Idaho	60 61					
153 A Idaho St.	64 72	275 A Sacramento St.	81 72					

Non-Div I Games: Northwest (WA) 63 60 Multnomah 95 32

Portland St.

Average RPI Win:	292	WON-LOST	WINNING	LAST 10	STRENGTH OF	OPP. STRENGTH	TEAM	ADJ.	CONF.	ADJ CONF.
Average RPI Loss:	200	RECORD	PCT. RANK	GAMES	SCHEDULE	OF SCHEDULE	RPI	RPI	RPI	RPI
DIV. I ONLY	12- 15	216	8- 2	278	348	244	244	32	32	
DIV. I NON-CONF.	0- 9	337	0- 0	74	278	307	307	32	32	

TOTALS	RPI 1-25	RPI 26-50	W-L RECORDS	RPI 51-100	RPI 101-999	RPI 201+				
12- 15	0- 1	0- 0	OVERALL	0- 0	12- 14	11- 8				
7- 3	0- 0	0- 0	HOME	0- 0	7- 3	6- 2				
5- 11	0- 1	0- 0	AWAY	0- 0	5- 10	5- 5				
0- 1	0- 0	0- 0	NEUTRAL	0- 0	0- 1	0- 1				
0- 9	0- 1	0- 0	NON-CONFERENCE	0- 0	0- 8	0- 3				
0- 1	0- 0	0- 0	HOME	0- 0	0- 1	0- 0				
0- 7	0- 1	0- 0	AWAY	0- 0	0- 6	0- 2				
0- 1	0- 0	0- 0	NEUTRAL	0- 0	0- 1	0- 1				
12- 6	0- 0	0- 0	CONFERENCE	0- 0	12- 6	11- 5				
7- 2	0- 0	0- 0	HOME	0- 0	7- 2	6- 2				
5- 4	0- 0	0- 0	AWAY	0- 0	5- 4	5- 3				
0- 0	0- 0	0- 0	NEUTRAL	0- 0	0- 0	0- 0				

RPI 1-25				RPI 26-50				RPI 51-100				RPI 101+ Team's RPI: 244			
RPI	S	Opponent	Score	RPI	S	Opponent	Score	RPI	S	Opponent	Score	RPI	S	Opponent	Score
15	A	Texas A&M	70 98									107	H	Rice	68 88
												115	A	Colorado St.	59 71
												129	A	Bethune-Cookman	52 77
												137	A	Texas St.	57 84
												166	A	Clemson	58 64
												179	A	Southern U.	58 96
												179	H	Southern U.	69 62
												221	A	Texas Southern	61 56
												221	H	Texas Southern	65 48
												223	N	A&M-Corpus Christi	62 72
												230	A	Grambling	79 81
												230	H	Grambling	68 75
												251	A	Texas Tech	60 89
												290	A	Alcorn	96 76
												290	H	Alcorn	72 73
												297	A	Jackson St.	61 70
												297	H	Jackson St.	85 73
												308	A	UTRGV	62 78
												314	A	Alabama A&M	55 48
												314	H	Alabama A&M	84 73
												316	A	Alabama St.	68 70
												316	H	Alabama St.	69 63
												333	A	Ark.-Pine Bluff	89 72
												333	H	Ark.-Pine Bluff	64 52
												342	A	Mississippi Val.	75 74
												342	H	Mississippi Val.	78 73

LAST 12 Division I GAMES:															
				179	A	Southern U.	58 96	297	H	Jackson St.	85 73				
				290	A	Alcorn	96 76	230	H	Grambling	68 75				
				314	H	Alabama A&M	84 73	221	H	Texas Southern	65 48				
				316	H	Alabama St.	69 63	314	A	Alabama A&M	55 48				
				342	A	Mississippi Val.	75 74	316	A	Alabama St.	68 70				
				333	A	Ark.-Pine Bluff	89 72	342	H	Mississippi Val.	78 73				

Non-Div I Games: Texas-Tyler 99 56 Arlington Baptist 116 73

Prairie View

Average RPI Win:	265	WON-LOST	WINNING	LAST 10	STRENGTH OF	OPP. STRENGTH	TEAM	ADJ.	CONF.	ADJ CONF.
Average RPI Loss:	177	RECORD	PCT. RANK	GAMES	SCHEDULE	OF SCHEDULE	RPI	RPI	RPI	RPI
DIV. I ONLY	12- 17	226	5- 5	241	283	245	245	27	27	
DIV. I NON-CONF.	3- 8	268	0- 0	179	140	252	252	28	28	

TOTALS	RPI 1-25	RPI 26-50	W-L RECORDS	RPI 51-100	RPI 101-999	RPI 201+				
12- 17	0- 2	0- 0	OVERALL	0- 3	12- 12	10- 7				
7- 6	0- 0	0- 0	HOME	0- 1	7- 5	5- 4				
5- 11	0- 0	0- 0	AWAY	0- 1	5- 1	5- 0				
0- 0	0- 0	0- 0	NEUTRAL	0- 0	0- 0	0- 0				
3- 8	0- 2	0- 0	NON-CONFERENCE	0- 1	3- 5	2- 3				
2- 2	0- 0	0- 0	HOME	0- 0	2- 2	1- 2				
1- 6	0- 2	0- 0	AWAY	0- 1	1- 3	1- 1				
0- 0	0- 0	0- 0	NEUTRAL	0- 0	0- 0	0- 0				
9- 9	0- 0	0- 0	CONFERENCE	0- 2	9- 7	8- 4				
5- 4	0- 0	0- 0	HOME	0- 1	5- 3	4- 2				
4- 5	0- 0	0- 0	AWAY	0- 1	4- 4	4- 2				
0- 0	0- 0	0- 0	NEUTRAL	0- 0	0- 0	0- 0				

RPI 1-25				RPI 26-50				RPI 51-100				RPI 101+ Team's RPI: 245			
RPI	S	Opponent	Score	RPI	S	Opponent	Score	RPI	S	Opponent	Score	RPI	S	Opponent	Score
10	A	UCLA	40 76					57	A	Bel mont	48 90	106	A	Chattanooga	51 71
18	A	Duke	45 79					89	A	Li berty	55 63	117	A	North Carolina	56 91
								89	H	Li berty	64 76	136	A	Radford	55 93
												136	H	Radford	40 64
												189	H	Furman	76 75
												193	A	High Point	55 81
												193	H	High Point	62 55
												218	H	UNCG	57 64
												225	A	UNC Asheville	76 74
												225	H	UNC Asheville	72 63
												228	A	Gardner-Webb	60 50
												228	H	Gardner-Webb	72 69
												256	A	Campbell	40 53
												256	H	Campbell	65 59
												270	A	San Diego St.	50 77
												301	H	Kennesaw St.	51 60
												302	A	USC Upstate	83 69
												317	H	N.C. Central	69 60
												324	A	Charleston So.	81 58
												324	H	Charleston So.	61 64
												343	A	Longwood	56 66
												343	H	Longwood	60 75
												344	A	Winthrop	64 58
												344	H	Winthrop	78 45

LAST 12 Division I GAMES:															
324	A	Charleston So.	81 58	343	H	Longwood	60 75								
225	H	UNC Asheville	72 63	344	A	Winthrop	64 58								
136	H	Radford	40 64	89	A	Li berty	55 63								
228	A	Gardner-Webb	60 50	324	H	Charleston So.	61 64								
193	H	High Point	62 55	225	A	UNC Asheville	76 74								
256	A	Campbell	40 53	344	H	Winthrop	78 45								

Non-Div I Games:

Presbyterian

Average RPI Win:	158	WON-LOST	WINNING	LAST 10	STRENGTH OF	OPP. STRENGTH	TEAM	ADJ.	CONF.	ADJ CONF.
Average RPI Loss:	62	RECORD	PCT. RANK	GAMES	SCHEDULE	OF SCHEDULE	RPI	RPI	RPI	RPI
DIV. I ONLY	22- 5	19	9- 1	91	92	29	29	9	9	
DIV. I NON-CONF.	10- 3	52	0- 0	121	45	49	49	9	9	

TOTALS	RPI 1-25	RPI 26-50	W-L RECORDS	RPI 51-100	RPI 101-999	RPI 201+				
22- 5	0- 0	1- 2	OVERALL	4- 2	17- 1	7- 0				
10- 2	0- 0	0- 1	HOME	3- 1	7- 0	3- 0				
10- 3	0- 0	1- 1	AWAY	1- 1	8- 1	4- 0				
2- 0	0- 0	0- 0	NEUTRAL	0- 0	2- 0	0- 0				
10- 3	0- 0	1- 2	NON-CONFERENCE	1- 1	8- 0	3- 0				
3- 2	0- 0	0- 1	HOME	1- 1	2- 0	1- 0				
5- 1	0- 0	1- 1	AWAY	0- 0	4- 0	2- 0				
2- 0	0- 0	0- 0	NEUTRAL	0- 0	2- 0	0- 0				
12- 2	0- 0	0- 0	CONFERENCE	3- 1	9- 1	4- 0				
7- 0	0- 0	0- 0	HOME	2- 0	5- 0	2- 0				
5- 2	0- 0	0- 0	AWAY	1- 1	4- 1	2- 0				
0- 0	0- 0	0- 0	NEUTRAL	0- 0	0- 0	0- 0				

RPI 1-25				Team's RPI: 29				RPI 51-100				RPI 101+			
RPI	S	Opponent	Score	RPI	S	Opponent	Score	RPI	S	Opponent	Score	RPI	S	Opponent	Score
28	H	Villanova	59 62	51	A	Harvard	58 72	106	N	Chattanooga	59 49				
36	A	Quinnipiac	60 46	51	H	Harvard	80 47	114	H	Delaware	78 60				
40	A	Rutgers	50 70	62	A	Penn	70 55	116	A	Dartmouth	79 67				
				62	H	Penn	60 40	116	H	Dartmouth	82 63				
				68	H	Georgia Tech	56 67	121	A	Seton Hall	85 83				
				75	H	George Washington	72 52	125	A	Yale	59 73				
								125	H	Yale	64 53				
								134	N	Saint Joseph's	63 54				
								171	A	Brown	77 62				
								171	H	Brown	79 44				
								187	A	Davidson	63 57				
								212	A	Columbia	74 46				
								212	H	Columbia	69 47				
								235	A	Lafayette	53 45				
								263	A	Cornell	72 40				
								263	H	Cornell	75 54				
								323	H	UMBC	77 40				
								329	A	Wagner	58 37				
LAST 12 Division I GAMES:															
125	H	Yale	64 53	62	H	Penn	60 40								
171	H	Brown	79 44	116	H	Dartmouth	82 63								
51	A	Harvard	58 72	51	H	Harvard	80 47								
116	A	Dartmouth	79 67	171	A	Brown	77 62								
212	A	Columbia	74 46	125	A	Yale	59 73								
263	A	Cornell	72 40	263	H	Cornell	75 54								

Non-Div I Games:

Princeton

Average RPI	Win:	180	WON-LOST	WINNING	LAST 10	STRENGTH OF	OPP. STRENGTH	TEAM	ADJ.	CONF.	ADJ CONF.
Average RPI	Loss:	97	RECORD	PCT. RANK	GAMES	SCHEDULE	OF SCHEDULE	RPI	RPI	RPI	RPI
DIV. I ONLY		10- 21	267	2- 8	133	70	214	214	6	6	
DIV. I NON-CONF.		7- 5	132	0- 0	263	149	182	182	6	6	

TOTALS	RPI 1-25		RPI 26-50		W-L RECORDS	RPI 51-100		RPI 101-999		RPI 201+	
10- 21	0- 4		0- 5		OVERALL	3- 3		7- 9		4- 3	
4- 10	0- 2		0- 2		HOME	1- 2		3- 4		3- 1	
3- 10	0- 2		0- 3		AWAY	1- 1		2- 4		0- 2	
3- 1	0- 0		0- 0		NEUTRAL	1- 0		2- 1		1- 0	
7- 5	0- 0		0- 1		NON-CONFERENCE	1- 1		6- 3		3- 2	
2- 3	0- 0		0- 0		HOME	0- 1		2- 2		2- 1	
2- 2	0- 0		0- 1		AWAY	0- 0		2- 1		0- 1	
3- 0	0- 0		0- 0		NEUTRAL	1- 0		2- 0		1- 0	
3- 16	0- 4		0- 4		CONFERENCE	2- 2		1- 6		1- 1	
2- 7	0- 2		0- 2		HOME	1- 1		1- 2		1- 0	
1- 8	0- 2		0- 2		AWAY	1- 1		0- 3		0- 1	
0- 1	0- 0		0- 0		NEUTRAL	0- 0		0- 1		0- 0	

RPI	S	Opponent	Score	RPI	S	Opponent	Score	RPI	S	Opponent	Score	RPI	S	Opponent	Score	Team's RPI: 214
22	A	Marquette	61 94	28	A	Villanova	43 70	71	A	St. John's (NY)	49 44	121	A	Seton Hall	56 65	
22	H	Marquette	60 77	28	H	Villanova	55 63	71	H	St. John's (NY)	70 68	121	H	Seton Hall	56 65	
24	A	DePaul	47 81	36	A	Quinnipiac	36 62	86	N	Wright St.	74 69	123	A	Butler	57 68	
24	H	DePaul	48 71	47	A	Creighton	56 73	93	H	Penn St.	51 60	123	H	Butler	48 69	
				47	H	Creighton	84 87	96	A	Georgetown	48 74	123	N	Butler	67 73	
								96	H	Georgetown	43 75	125	A	Yale	55 51	
												138	A	Northeastern	98 95	
												171	H	Brown	59 64	
												197	N	Stetson	56 45	
												208	H	Boston College	63 55	
												212	H	Columbia	64 73	
												226	A	Xavier	59 68	
												226	H	Xavier	69 48	
												253	A	Sacred Heart	75 78	
												334	H	Rhode Island	65 41	
												340	N	Savannah St.	78 48	

LAST 12 Division I GAMES:																
123	N	Butler	67 73	24	A	DePaul	47 81									
96	A	Georgetown	48 74	22	A	Marquette	61 94									
28	A	Villanova	43 70	71	H	St. John's (NY)	70 68									
226	H	Xavier	69 48	121	H	Seton Hall	56 65									
123	H	Butler	48 69	123	A	Butler	57 68									
47	H	Creighton	84 87	226	A	Xavier	59 68									

Non-Div I Games:

Providence

Average RPI Win:	130	WON-LOST	WINNING	LAST 10	STRENGTH OF	OPP. STRENGTH	TEAM	ADJ.	CONF.	ADJ CONF.
Average RPI Loss:	56	RECORD	PCT. RANK	GAMES	SCHEDULE	OF SCHEDULE	RPI	RPI	RPI	RPI
DIV. I ONLY	18- 13	122	5- 5	19	59	61	61	3	3	
DIV. I NON-CONF.	9- 5	99	0- 0	16	134	50	50	4	4	

TOTALS	RPI 1-25	RPI 26-50	W-L RECORDS	RPI 51-100	RPI 101-999	RPI 201+				
18- 13	3- 1	2- 5	OVERALL	4- 5	9- 2	5- 0				
11- 5	0- 0	1- 2	HOME	4- 2	6- 1	3- 0				
6- 6	3- 1	1- 1	AWAY	0- 3	2- 1	2- 0				
1- 2	0- 0	0- 2	NEUTRAL	0- 0	1- 0	0- 0				
9- 5	1- 0	0- 2	NON-CONFERENCE	3- 1	5- 2	2- 0				
6- 2	0- 0	0- 1	HOME	3- 0	3- 1	1- 0				
2- 2	1- 0	0- 0	AWAY	0- 1	1- 1	1- 0				
1- 1	0- 0	0- 1	NEUTRAL	0- 0	1- 0	0- 0				
9- 8	2- 1	2- 3	CONFERENCE	1- 4	4- 0	3- 0				
5- 3	0- 0	1- 1	HOME	1- 2	3- 0	2- 0				
4- 4	2- 1	1- 1	AWAY	0- 2	1- 0	1- 0				
0- 1	0- 0	0- 1	NEUTRAL	0- 0	0- 0	0- 0				

RPI	S	Opponent	Score	RPI	S	Opponent	Score	RPI	S	Opponent	Score	RPI	S	Opponent	Score
6	A	Ohio St.	60 73	37	H	Bal l St.	60 66	53	A	Indi ana	54 72	101	H	Ohio	71 77
16	A	Maryl and	75 65	39	A	Mi chi gan	81 79	53	H	Indi ana	44 52	111	A	Utah	68 81
20	A	Central Mich.	79 69	40	A	Rutgers	50 58	60	A	Nebraska	51 75	141	H	Eastern Wash.	65 40
21	A	Iowa	76 70	40	H	Rutgers	47 33	65	H	Michigan St.	68 82	156	H	UT Martin	60 58
				40	N	Rutgers	60 62	68	A	Georgi a Tech	55 68	157	N	Marist	61 47
				41	H	Minnesota	74 78	77	H	Saint Mary's (CA)	70 60	174	H	Northwestern	63 60
				49	N	Southern Cal i forni a	46 58	81	H	Mi ami (OH)	75 66	203	H	Wi sconsi n	57 35
								91	H	Lamar Uni versi ty	79 64	237	A	Illi noi s	73 54
								93	H	Penn St.	88 73	237	H	Illi noi s	64 51
												250	A	Hawai i	79 67
												298	H	Val parai so	95 49
LAST 12 Di vi si on I GAMES:															
				40	N	Rutgers	60 62	41	H	Minnesota	74 78				
				65	H	Mi chi gan St.	68 82	237	A	Illi noi s	73 54				
				237	H	Illi noi s	64 51	39	A	Mi chi gan	81 79				
				6	A	Ohio St.	60 73	93	H	Penn St.	88 73				
				16	A	Maryl and	75 65	60	A	Nebraska	51 75				
				53	H	Indi ana	44 52	174	H	Northwestern	63 60				

Non-Di v I Games:

Purdue

Average RPI		Win: 223	WON-LOST RECORD	WINNING PCT. RANK	LAST 10 GAMES	STRENGTH OF SCHEDULE	OPP. STRENGTH OF SCHEDULE	TEAM RPI	ADJ. RPI	CONF. RPI	ADJ CONF. RPI
DIV. I ONLY			27- 5	13	10- 0	118	220	36	36	28	28
DIV. I NON-CONF.			6- 5	153	0- 0	5	12	18	18	25	25

TOTALS		RPI 1-25		RPI 26-50		W-L RECORDS	RPI 51-100	RPI 101-999		RPI 201+	
27- 5		1- 3		2- 1		OVERALL	0- 1	24- 0		17- 0	
12- 1		0- 0		2- 1		HOME	0- 0	10- 0		8- 0	
12- 3		1- 2		0- 0		AWAY	0- 1	11- 0		7- 0	
3- 1		0- 1		0- 0		NEUTRAL	0- 0	3- 0		2- 0	
6- 5		1- 3		2- 1		NON-CONFERENCE	0- 1	3- 0		1- 0	
3- 1		0- 0		2- 1		HOME	0- 0	1- 0		1- 0	
3- 3		1- 2		0- 0		AWAY	0- 1	2- 0		0- 0	
0- 1		0- 1		0- 0		NEUTRAL	0- 0	0- 0		0- 0	
21- 0		0- 0		0- 0		CONFERENCE	0- 0	21- 0		16- 0	
9- 0		0- 0		0- 0		HOME	0- 0	9- 0		7- 0	
9- 0		0- 0		0- 0		AWAY	0- 0	9- 0		7- 0	
3- 0		0- 0		0- 0		NEUTRAL	0- 0	3- 0		2- 0	

RPI 1-25				RPI 26-50				RPI 51-100				RPI 101+			
RPI	S	Opponent	Score	RPI	S	Opponent	Score	RPI	S	Opponent	Score	RPI	S	Opponent	Score
6	A	Ohio St.	63 95	29	H	Princeton	46 60	65	A	Michigan St.	55 74	157	A	Marist	80 74
20	A	Central Mich.	84 70	33	H	Dayton	72 66					157	H	Marist	62 56
21	A	Iowa	67 83	38	H	Northern Colo.	60 49					157	N	Marist	67 58
23	N	Missouri	51 66									178	A	Hampton	64 58
												195	A	Richmond	81 65
												196	A	Siena	83 72
												196	H	Siena	68 54
												214	H	Providence	62 36
												233	A	Niagara	84 55
												233	H	Niagara	77 61
												252	A	Rider	80 59
												252	H	Rider	73 66
												252	N	Rider	82 62
												261	A	Manhattan	80 64
												273	A	Fairfield	58 39
												273	H	Fairfield	77 45
												283	A	Monmouth	76 55
												283	H	Monmouth	77 57
												283	N	Monmouth	83 44
												285	A	Canisius	84 55
												285	H	Canisius	64 39
												341	A	Iona	74 38
												341	H	Iona	90 47
												347	H	Saint Peter's	86 39
LAST 12 Division I GAMES:															
				157	N	Marist	67 58					196	A	Siena	83 72
				252	N	Rider	82 62					285	H	Canisius	64 39
				283	N	Monmouth	83 44					341	H	Iona	90 47
				283	H	Monmouth	77 57					273	A	Fairfield	58 39
				252	A	Rider	80 59					233	A	Niagara	84 55
				157	A	Marist	80 74					285	A	Canisius	84 55

Non-Div I Games:

Qui nni pi ac

Average RPI Win: **265**
 Average RPI Loss: **157**

WON-LOST
RECORD

WINNING
PCT. RANK

LAST 10
GAMES

STRENGTH OF
SCHEDULE

OPP. STRENGTH
OF SCHEDULE

TEAM
RPI

ADJ.
RPI

CONF.
RPI

ADJ CONF.
RPI

DIV. I ONLY	21- 7	45	10- 0	334	263	136	136	27	27
DIV. I NON-CONF.	6- 4	122	0- 0	338	84	213	213	28	28

TOTALS	RPI 1-25	RPI 26-50	W-L RECORDS	RPI 51-100	RPI 101-999	RPI 201+			
21- 7	0- 0	0- 0	OVERALL	1- 3	20- 4	18- 3			
11- 1	0- 0	0- 0	HOME	1- 0	10- 1	9- 1			
8- 5	0- 0	0- 0	AWAY	0- 0	8- 2	7- 2			
2- 1	0- 0	0- 0	NEUTRAL	0- 1	2- 0	2- 0			
6- 4	0- 0	0- 0	NON-CONFERENCE	0- 2	6- 2	6- 1			
3- 0	0- 0	0- 0	HOME	0- 0	3- 0	3- 0			
1- 3	0- 0	0- 0	AWAY	0- 1	1- 2	1- 1			
2- 1	0- 0	0- 0	NEUTRAL	0- 1	2- 0	2- 0			
15- 3	0- 0	0- 0	CONFERENCE	1- 1	14- 2	12- 2			
8- 1	0- 0	0- 0	HOME	1- 0	7- 1	6- 1			
7- 2	0- 0	0- 0	AWAY	0- 1	7- 1	6- 1			
0- 0	0- 0	0- 0	NEUTRAL	0- 0	0- 0	0- 0			

RPI 1-25				RPI 26-50				RPI 51-100				RPI 101+				Team's RPI: 136
RPI	S	Opponent	Score	RPI	S	Opponent	Score	RPI	S	Opponent	Score	RPI	S	Opponent	Score	
								64	N	West Virginia	55 75	117	A	North Carolina	46 79	
								67	A	Virginia Tech	42 68	193	A	High Point	63 48	
								89	A	Liberty	56 61	193	H	High Point	50 47	
								89	H	Liberty	52 45	218	H	UNCG	56 53	
												225	A	UNC Asheville	64 48	
												225	H	UNC Asheville	56 67	
												228	A	Gardner-Webb	53 69	
												228	H	Gardner-Webb	66 46	
												245	A	Presbyterian	64 40	
												245	H	Presbyterian	93 55	
												255	N	Abilene Christian	71 65	
												256	A	Campbell	51 50	
												256	H	Campbell	56 36	
												269	N	Towson	69 66	
												274	H	Appalachian St.	61 40	
												281	H	VCU	79 62	
												307	A	Western Caro.	27 39	
												311	A	Tennessee Tech	60 41	
												324	A	Charleston So.	61 56	
												324	H	Charleston So.	74 57	
												343	A	Longwood	52 33	
												343	H	Longwood	81 39	
												344	A	Winthrop	70 30	
												344	H	Winthrop	78 52	
LAST 12 Division I GAMES:																
				256	H	Campbell	56 36	324	H	Charleston So.	74 57					
				193	A	High Point	63 48	225	A	UNC Asheville	64 48					
				245	A	Presbyterian	64 40	228	H	Gardner-Webb	66 46					
				343	H	Longwood	81 39	256	A	Campbell	51 50					
				344	A	Winthrop	70 30	89	A	Liberty	56 61					
				89	H	Liberty	52 45	193	H	High Point	50 47					

Radford

Radford

Non-Div I Games: UVa-Wise 75 43

Radford

Loss, Non-Conf, S Site, H Home A Away N Neutral

Average RPI Win:	289	WON-LOST	WINNING	LAST 10	STRENGTH OF	OPP. STRENGTH	TEAM	ADJ.	CONF.	ADJ CONF.
Average RPI Loss:	159	RECORD	PCT. RANK	GAMES	SCHEDULE	OF SCHEDULE	RPI	RPI	RPI	RPI
DIV. I ONLY	3- 26	337	0- 10	211	172	334	334	13	13	
DIV. I NON-CONF.	2- 10	300	0- 0	223	252	320	320	10	10	

TOTALS	RPI 1-25	RPI 26-50	W-L RECORDS	RPI 51-100	RPI 101-999	RPI 201+				
3- 26	0- 0	0- 2	OVERALL	0- 6	3- 18	3- 8				
3- 9	0- 0	0- 1	HOME	0- 0	3- 8	3- 4				
0- 16	0- 0	0- 1	AWAY	0- 6	0- 9	0- 3				
0- 1	0- 0	0- 0	NEUTRAL	0- 0	0- 1	0- 1				
2- 10	0- 0	0- 1	NON-CONFERENCE	0- 2	2- 7	2- 3				
2- 2	0- 0	0- 1	HOME	0- 0	2- 1	2- 1				
0- 7	0- 0	0- 0	AWAY	0- 2	0- 5	0- 1				
0- 1	0- 0	0- 0	NEUTRAL	0- 0	0- 1	0- 1				
1- 16	0- 0	0- 1	CONFERENCE	0- 4	1- 11	1- 5				
1- 7	0- 0	0- 0	HOME	0- 0	1- 7	1- 3				
0- 9	0- 0	0- 1	AWAY	0- 4	0- 4	0- 2				
0- 0	0- 0	0- 0	NEUTRAL	0- 0	0- 0	0- 0				

Rhode Island

Rhode Island

RPI 1-25				RPI 26-50				RPI 51-100				RPI 101+ Team's RPI: 334			
RPI	S	Opponent	Score	RPI	S	Opponent	Score	RPI	S	Opponent	Score	RPI	S	Opponent	Score
33	A	Dayton	58 116	62	A	Penn	66 84	108	H	George Mason	53 92				
41	H	Minnesota	60 82	65	A	Michigan St.	38 82	116	A	Dartmouth	54 70				
				72	A	Duquesne	71 80	120	H	Saint Louis	66 70				
				75	A	George Washington	52 65	134	A	Saint Joseph's	46 64				
				85	A	Fordham	53 75	157	A	Marist	42 64				
				85	A	Fordham	64 76	160	A	Samford	37 67				
								162	A	Jacksonville St.	53 63				
								187	A	Davidson	67 77				
								187	H	Davidson	67 79				
								195	H	Richmond	53 74				
								214	A	Providence	41 65				
								238	H	Holy Cross	63 69				
								246	H	La Salle	72 63				
								257	A	St. Bonaventure	70 81				
								257	H	St. Bonaventure	72 77				
								273	H	Fairfield	62 47				
								276	A	Massachusetts	50 87				
								276	H	Massachusetts	59 61				
								281	H	VCU	49 61				
								295	N	Bryant	52 58				
								348	H	UMass Lowell	81 64				
LAST 12 Division I GAMES:															
85	A	Fordham	53 75	85	A	Fordham	64 76								
276	A	Massachusetts	50 87	187	H	Davidson	67 79								
257	H	St. Bonaventure	72 77	276	H	Massachusetts	59 61								
72	A	Duquesne	71 80	75	A	George Washington	52 65								
120	H	Saint Louis	66 70	246	H	La Salle	72 63								
134	A	Saint Joseph's	46 64	257	A	St. Bonaventure	70 81								

Non-Div I Games:

Southern Conn. St. 57 62

Rhode Island

Average RPI Win:	237	WON-LOST	WINNING	LAST 10	STRENGTH OF	OPP. STRENGTH	TEAM	ADJ.	CONF.	ADJ CONF.
Average RPI Loss:	149	RECORD	PCT. RANK	GAMES	SCHEDULE	OF SCHEDULE	RPI	RPI	RPI	RPI
DIV. I ONLY	20- 8	60	5- 5	303	203	107	107	18	18	
DIV. I NON-CONF.	10- 2	32	0- 0	335	237	115	115	20	20	

TOTALS	RPI 1-25	RPI 26-50	W-L RECORDS	RPI 51-100	RPI 101-999	RPI 201+				
20- 8	0- 1	0- 0	OVERALL	2- 1	18- 6	16- 2				
12- 1	0- 0	0- 0	HOME	2- 0	10- 1	9- 0				
8- 7	0- 1	0- 0	AWAY	0- 1	8- 5	7- 2				
0- 0	0- 0	0- 0	NEUTRAL	0- 0	0- 0	0- 0				
10- 2	0- 1	0- 0	NON-CONFERENCE	1- 0	9- 1	9- 0				
5- 0	0- 0	0- 0	HOME	1- 0	4- 0	4- 0				
5- 2	0- 1	0- 0	AWAY	0- 0	5- 1	5- 0				
0- 0	0- 0	0- 0	NEUTRAL	0- 0	0- 0	0- 0				
10- 6	0- 0	0- 0	CONFERENCE	1- 1	9- 5	7- 2				
7- 1	0- 0	0- 0	HOME	1- 0	6- 1	5- 0				
3- 5	0- 0	0- 0	AWAY	0- 1	3- 4	2- 2				
0- 0	0- 0	0- 0	NEUTRAL	0- 0	0- 0	0- 0				

RPI 1-25				RPI 26-50				RPI 51-100				RPI 101+				Team's RPI: 107
RPI	S	Opponent	Score	RPI	S	Opponent	Score	RPI	S	Opponent	Score	RPI	S	Opponent	Score	
15	A	Texas A&M	76 82					56	H	Western Ky.	73 58	103	A	Middle Tenn.	41 51	
								80	A	UAB	63 70	124	A	Louisiana Tech	55 75	
								95	H	Little Rock	58 51	124	H	Louisiana Tech	62 70	
												155	A	Charlotte	62 55	
												176	H	UTEP	56 42	
												183	A	Kansas	65 73	
												205	H	Southern Miss.	62 56	
												212	H	Columbia	67 44	
												219	A	Fla. Atlantic	67 53	
												223	A	A&M-Corpus Christi	67 56	
												224	A	North Texas	50 49	
												224	H	North Texas	47 45	
												244	A	Prairie View	88 68	
												248	A	Grand Canyon	69 59	
												264	A	UTSA	58 62	
												264	H	UTSA	83 52	
												282	H	Old Dominion	53 45	
												300	A	FIU	58 68	
												306	A	Northern Ariz.	88 83	
												309	H	Houston Baptist	67 45	
												310	H	Marshall	87 44	
												311	H	Incarnate Word	60 43	
												335	A	Sam Houston St.	79 50	
												338	H	La.-Monroe	63 47	
LAST 12 Division I GAMES:																
224	H	North Texas	47 45	56	H	Western Ky.	73 58	124	A	Louisiana Tech	55 75					
124	H	Louisiana Tech	62 70	205	H	Southern Miss.	62 56									
264	A	UTSA	58 62	282	H	Old Dominion	53 45									
310	H	Marshall	87 44	176	H	UTEP	56 42									
103	A	Middle Tenn.	41 51	155	A	Charlotte	62 55									
80	A	UAB	63 70													

Non-Div I Games:

Rice

R
i
c
h
m
o
n
d

Ri chmond				Through Games Of March 5, 2018							
Average RPI	Win:	249	WON-LOST	WINNING	LAST 10	STRENGTH OF	OPP. STRENGTH	TEAM	ADJ.	CONF.	ADJ CONF.
Average RPI	Loss:	118	RECORD	PCT. RANK	GAMES	SCHEDULE	OF SCHEDULE	RPI	RPI	RPI	RPI
DIV. I ONLY		14- 17	206	7- 3		188	158	195	195	13	13
DIV. I NON-CONF.		5- 8	220	0- 0		158	235	202	202	10	10

TOTALS		RPI 1-25	RPI 26-50		W-L RECORDS		RPI 51-100	RPI 101-999		RPI 201+	
14- 17		0- 0	0- 3		OVERALL		1- 4	13- 10		11- 1	
3- 10		0- 0	0- 2		HOME		0- 3	3- 5		2- 1	
10- 3		0- 0	0- 0		AWAY		1- 0	9- 0		8- 0	
1- 4		0- 0	0- 1		NEUTRAL		0- 1	1- 2		1- 0	
5- 8		0- 0	0- 1		NON-CONFERENCE		0- 2	5- 5		4- 0	
0- 4		0- 0	0- 1		HOME		0- 1	0- 2		0- 0	
4- 1		0- 0	0- 0		AWAY		0- 0	4- 1		3- 0	
1- 3		0- 0	0- 0		NEUTRAL		0- 1	1- 2		1- 0	
9- 9		0- 0	0- 2		CONFERENCE		1- 2	8- 5		7- 1	
3- 6		0- 0	0- 1		HOME		0- 2	3- 3		2- 1	
6- 2		0- 0	0- 0		AWAY		1- 0	5- 2		5- 0	
0- 1		0- 0	0- 1		NEUTRAL		0- 0	0- 0		0- 0	

RPI 1-25				RPI 26-50				RPI 51-100				RPI 101+ Team's RPI: 195			
RPI	S	Opponent	Score	RPI	S	Opponent	Score	RPI	S	Opponent	Score	RPI	S	Opponent	Score
33	H	Dayton	59 66	72	H	Duquesne	70 78	108	A	George Mason	56 77	108	A	George Mason	56 77
33	N	Dayton	58 67	75	A	George Washington	49 36	109	H	Wake Forest	81 85	109	H	Wake Forest	81 85
36	H	Quinnipiac	65 81	76	H	Navy	56 76	120	H	Saint Louis	61 79	120	H	Saint Louis	61 79
				85	H	Fordham	38 43	129	N	Bethune-Cookman	50 63	129	N	Bethune-Cookman	50 63
				86	N	Wright St.	69 85	134	A	Saint Joseph's	72 81	134	A	Saint Joseph's	72 81
								158	H	William & Mary	64 78	158	H	William & Mary	64 78
								175	N	Florida	80 87	175	N	Florida	80 87
								187	H	Davidson	65 68	187	H	Davidson	65 68
								187	H	Davidson	62 53	187	H	Davidson	62 53
								192	A	East Carolina	65 64	192	A	East Carolina	65 64
								197	A	Stetson	67 72	197	A	Stetson	67 72
								212	A	Columbia	85 79	212	A	Columbia	85 79
								246	A	La Salle	60 57	246	A	La Salle	60 57
								246	H	La Salle	77 51	246	H	La Salle	77 51
								257	A	St. Bonaventure	79 57	257	A	St. Bonaventure	79 57
								273	A	Fairfield	72 67	273	A	Fairfield	72 67
								276	A	Massachusetts	51 39	276	A	Massachusetts	51 39
								276	H	Massachusetts	49 58	276	H	Massachusetts	49 58
								281	A	VCU	77 68	281	A	VCU	77 68
								281	H	VCU	59 54	281	H	VCU	59 54
								282	A	Old Dominion	54 45	282	A	Old Dominion	54 45
								334	A	Rhode Island	74 53	334	A	Rhode Island	74 53
								340	N	Savannah St.	100 63	340	N	Savannah St.	100 63

LAST 12 Division I GAMES:															
33	N	Dayton	58 67	246	A	La Salle	60 57	72	H	Duquesne	70 78	276	A	Massachusetts	51 39
187	H	Davidson	62 53	72	H	Duquesne	70 78	276	A	Massachusetts	51 39	281	A	VCU	77 68
75	A	George Washington	49 36	276	A	Massachusetts	51 39	281	A	VCU	77 68	33	H	Dayton	59 66
276	H	Massachusetts	49 58	281	A	VCU	77 68	33	H	Dayton	59 66	85	H	Fordham	38 43
281	H	VCU	59 54	33	H	Dayton	59 66	85	H	Fordham	38 43				
257	A	St. Bonaventure	79 57	85	H	Fordham	38 43								

Non-Div I Games:

Ri chmond

R
i
c
h
m
o
n
d

R
i
d
e
rR
i
d
e
r

Ri der

Average RPI Win:	264	WON-LOST	WINNING	LAST 10	STRENGTH OF	OPP. STRENGTH	TEAM	ADJ.	CONF.	ADJ CONF.
Average RPI Loss:	155	RECORD	PCT. RANK	GAMES	SCHEDULE	OF SCHEDULE	RPI	RPI	RPI	RPI
DIV. I ONLY	22- 6	34	8- 2	329	274	133	133	29	29	
DIV. I NON-CONF.	6- 4	122	0- 0	309	99	208	208	29	29	

TOTALS	RPI 1-25	RPI 26-50	W-L RECORDS	RPI 51-100	RPI 101-999	RPI 201+				
22- 6	0- 0	0- 0	OVERALL	0- 1	22- 5	19- 2				
12- 2	0- 0	0- 0	HOME	0- 0	12- 2	10- 1				
10- 3	0- 0	0- 0	AWAY	0- 1	10- 2	9- 1				
0- 1	0- 0	0- 0	NEUTRAL	0- 0	0- 1	0- 0				
6- 4	0- 0	0- 0	NON-CONFERENCE	0- 1	6- 3	4- 1				
3- 2	0- 0	0- 0	HOME	0- 0	3- 2	2- 1				
3- 1	0- 0	0- 0	AWAY	0- 1	3- 0	2- 0				
0- 1	0- 0	0- 0	NEUTRAL	0- 0	0- 1	0- 0				
16- 2	0- 0	0- 0	CONFERENCE	0- 0	16- 2	15- 1				
9- 0	0- 0	0- 0	HOME	0- 0	9- 0	8- 0				
7- 2	0- 0	0- 0	AWAY	0- 0	7- 2	7- 1				
0- 0	0- 0	0- 0	NEUTRAL	0- 0	0- 0	0- 0				

RPI 1-25				RPI 26-50				RPI 51-100				RPI 101+				Team's RPI: 133
RPI	S	Opponent	Score	RPI	S	Opponent	Score	RPI	S	Opponent	Score	RPI	S	Opponent	Score	
								65	A	Michigan St.	58	100				
												119	A	Saint Francis (PA)	47	68
												119	H	Saint Francis (PA)	63	62
												128	N	San Francisco	45	57
												140	A	Cal Poly	66	50
												142	H	Youngstown St.	84	52
												149	H	Kent St.	31	46
												206	H	Bowling Green	62	64
												235	H	Lafayette	63	42
												253	A	Sacred Heart	91	57
												253	H	Sacred Heart	60	49
												254	A	Northern Ky.	59	50
												265	A	St. Francis Brooklyn	47	49
												265	H	St. Francis Brooklyn	59	36
												271	A	LIU Brooklyn	55	44
												271	H	LIU Brooklyn	60	53
												283	H	Monmouth	56	38
												286	A	Fairleigh Dickinson	77	68
												286	H	Fairleigh Dickinson	62	49
												291	A	Central Conn. St.	67	51
												291	H	Central Conn. St.	66	47
												293	A	Mt. St. Mary's	77	68
												293	H	Mt. St. Mary's	66	54
												295	A	Bryant	67	61
												295	H	Bryant	72	49
												329	A	Wagner	58	52
												329	H	Wagner	49	46
												331	A	Delaware St.	65	42

LAST 12 Division I GAMES:																
				293	H	Mt. St. Mary's	66	54	265	A	St. Francis Brooklyn	47	49			
				329	H	Wagner	49	46	271	A	LIU Brooklyn	55	44			
				291	A	Central Conn. St.	67	51	119	A	Saint Francis (PA)	47	68			
				295	A	Bryant	67	61	291	H	Central Conn. St.	66	47			
				253	H	Sacred Heart	60	49	295	H	Bryant	72	49			
				286	H	Fairleigh Dickinson	62	49	293	A	Mt. St. Mary's	77	68			

Non-Div I Games: Clarion 67 60

Robert Morris

■ Loss,
 ■ Non-Conf, S Site,
 ■ Home
 ■ Away
 N Neutral

Average RPI Win: 109

Average RPI Loss: 52

WON-LOST
RECORDWINNING
PCT. RANKLAST 10
GAMESSTRENGTH OF
SCHEDULEOPP. STRENGTH
OF SCHEDULETEAM
RPIADJ.
RPICONF.
RPIADJ CONF.
RPIDIV. I ONLY
DIV. I NON-CONF.20- 12
12- 2100
213- 7
0- 016
388
2140
1540
153
43
4

TOTALS

RPI 1-25

RPI 26-50

W-L RECORDS

RPI 51-100

RPI 101-999

RPI 201+

20- 12

1- 6

4- 0

OVERALL

6- 4

9- 2

3- 0

13- 3

1- 2

4- 0

HOME

3- 1

5- 0

2- 0

5- 6

0- 2

0- 0

AWAY

2- 3

3- 1

1- 0

2- 3

0- 2

0- 0

NEUTRAL

1- 0

1- 1

0- 0

12- 2

1- 1

2- 0

NON-CONFERENCE

2- 0

7- 1

1- 0

8- 0

1- 0

2- 0

HOME

1- 0

4- 0

1- 0

3- 0

0- 0

0- 0

AWAY

1- 0

2- 0

0- 0

1- 2

0- 1

0- 0

NEUTRAL

0- 0

1- 1

0- 0

8- 10

0- 5

2- 0

CONFERENCE

4- 4

2- 1

2- 0

5- 3

0- 2

2- 0

HOME

2- 1

1- 0

1- 0

2- 6

0- 2

0- 0

AWAY

1- 3

1- 1

1- 0

1- 1

0- 1

0- 0

NEUTRAL

1- 0

0- 0

0- 0

RPI 1-25

RPI 26-50

Team's RPI: 40

RPI 51-100

RPI 101+

RPI	S	Opponent	Score
6	A	Ohio St.	68 90
6	N	Ohio St.	57 82
11	N	South Carolina	68 78
16	A	Maryland	60 88
16	H	Maryland	54 72
17	H	NC State	57 53
21	H	Iowa	67 77

RPI	S	Opponent	Score
29	H	Princeton	70 50
31	H	Virginia	52 43
39	H	Michigan	63 56
41	H	Minnesota	80 70

RPI	S	Opponent	Score
53	A	Indiana	58 64
60	H	Nebraska	42 52
61	A	Purdue	33 47
61	H	Purdue	58 50
61	N	Purdue	62 60
63	A	James Madison	76 63
65	A	Michigan St.	61 58
78	H	Houston	75 57
93	A	Penn St.	67 70
93	H	Penn St.	70 65

RPI	S	Opponent	Score
105	N	Western Mich.	75 64
109	H	Wake Forest	65 51
112	N	Washington St.	60 63
121	H	Seton Hall	70 45
155	A	Charlotte	77 54
174	A	Northwestern	50 63
182	A	Temple	84 67
196	H	Siena	59 47
203	A	Wisconsin	63 50
237	H	Illinois	76 37
286	H	Fairleigh Dickinson	101 35

LAST 12 Division I GAMES:

6	N	Ohio St.	57 82	6	A	Ohio St.	68 90
61	N	Purdue	62 60	39	H	Michigan	63 56
174	A	Northwestern	50 63	16	A	Maryland	60 88
21	H	Iowa	67 77	53	A	Indiana	58 64
203	A	Wisconsin	63 50	60	H	Nebraska	42 52
16	H	Maryland	54 72	93	A	Penn St.	67 70

Non-Div I Games:

Rutgers

Loss,
 Non-Conf,
 S Site,
 H Home
A Away
 N Neutral

S
F
AS
F
A

SFA

Page 241

S
I
U
E

SIUE			Through Games Of March 5, 2018								
Average RPI	Win:	252	WON-LOST	WINNING	LAST 10	STRENGTH OF	OPP. STRENGTH	TEAM	ADJ.	CONF.	ADJ CONF.
Average RPI	Loss:	140	RECORD	PCT. RANK	GAMES	SCHEDULE	OF SCHEDULE	RPI	RPI	RPI	RPI
DIV. I ONLY			17- 14	147	6- 4	183	252	163	163	25	25
DIV. I NON-CONF.			3- 8	268	0- 0	77	92	215	215	27	27

TOTALS		RPI 1-25		RPI 26-50		W-L RECORDS		RPI 51-100	RPI 101-999	RPI 201+	
17- 14		0- 2		0- 0		OVERALL		0- 4	17- 8	12- 4	
10- 4		0- 1		0- 0		HOME		0- 1	10- 2	7- 0	
6- 8		0- 1		0- 0		AWAY		0- 3	6- 4	4- 3	
1- 2		0- 0		0- 0		NEUTRAL		0- 0	1- 2	1- 1	
3- 8		0- 2		0- 0		NON-CONFERENCE		0- 2	3- 4	1- 2	
2- 3		0- 1		0- 0		HOME		0- 0	2- 2	1- 0	
1- 4		0- 1		0- 0		AWAY		0- 2	1- 1	0- 1	
0- 1		0- 0		0- 0		NEUTRAL		0- 0	0- 1	0- 1	
14- 6		0- 0		0- 0		CONFERENCE		0- 2	14- 4	11- 2	
8- 1		0- 0		0- 0		HOME		0- 1	8- 0	6- 0	
5- 4		0- 0		0- 0		AWAY		0- 1	5- 3	4- 2	
1- 1		0- 0		0- 0		NEUTRAL		0- 0	1- 1	1- 0	

S
I
U
E

RPI 1-25				RPI 26-50				RPI 51-100				RPI 101+ Team's RPI: 163			
RPI	S	Opponent	Score	RPI	S	Opponent	Score	RPI	S	Opponent	Score	RPI	S	Opponent	Score
20	H	Central Mich.	56 94					52	A	FGCU	49 66	120	H	Saint Louis	79 72
23	A	Missouri	48 78					57	A	Bel mont	64 86	147	H	Northern Ill.	75 86
								57	H	Bel mont	55 72	156	A	UT Martin	64 72
								60	A	Nebraska	53 62	156	H	UT Martin	73 70
												156	N	UT Martin	67 69
												162	H	Jacksonville St.	65 41
												172	A	Southern Ill.	57 53
												190	A	Morehead St.	66 51
												197	H	Stetson	61 65
												220	N	Akron	58 59
												232	A	Southeast Mo. St.	62 72
												232	H	Southeast Mo. St.	65 57
												241	A	Illinois St.	47 62
												249	A	Austin Peay	61 38
												249	H	Austin Peay	67 55
												249	N	Austin Peay	76 43
												287	H	Air Force	76 40
												292	A	Murray St.	75 70
												292	H	Murray St.	77 68
												311	H	Tennessee Tech	65 58
												315	A	Eastern Ky.	62 60
												330	A	Tennessee St.	88 76
												330	H	Tennessee St.	74 63
												345	A	Eastern Ill.	72 76
												345	H	Eastern Ill.	62 52

LAST 12 Division I GAMES:															
				156	N	UT Martin	67 69	292	H	Murray St.	77 68				
				249	N	Austin Peay	76 43	345	H	Eastern Ill.	62 52				
				345	A	Eastern Ill.	72 76	162	H	Jacksonville St.	65 41				
				249	H	Austin Peay	67 55	311	H	Tennessee Tech	65 58				
				232	A	Southeast Mo. St.	62 72	57	A	Bel mont	64 86				
				156	A	UT Martin	64 72	330	A	Tennessee St.	88 76				

Non-Div I Games:

SIUE

SMU

Average RPI Win: 212

Average RPI Loss: 108

WON-LOST RECORD

WINNING PCT. RANK

LAST 10 GAMES

STRENGTH OF SCHEDULE

OPP. STRENGTH OF SCHEDULE

TEAM RPI

ADJ. RPI

CONF. RPI

ADJ CONF. RPI

DIV. I ONLY

DIV. I NON-CONF.

10- 20

6- 7

257

184

3- 7

0- 0

96

132

93

189

213

173

213

173

7

7

7

7

TOTALS

RPI 1-25

RPI 26-50

W-L RECORDS

RPI 51-100

RPI 101-999

RPI 201+

10- 20

0- 3

0- 3

OVERALL

0- 4

10- 10

5- 1

8- 6

0- 1

0- 1

HOME

0- 2

8- 2

4- 0

1- 13

0- 2

0- 2

AWAY

0- 2

1- 7

0- 1

1- 1

0- 0

0- 0

NEUTRAL

0- 0

1- 1

1- 0

6- 7

0- 1

0- 1

NON-CONFERENCE

0- 2

6- 3

5- 1

5- 1

0- 0

0- 0

HOME

0- 1

5- 0

4- 0

0- 6

0- 1

0- 1

AWAY

0- 1

0- 3

0- 1

1- 0

0- 0

0- 0

NEUTRAL

0- 0

1- 0

1- 0

4- 13

0- 2

0- 2

CONFERENCE

0- 2

4- 7

0- 0

3- 5

0- 1

0- 1

HOME

0- 1

3- 2

0- 0

1- 7

0- 1

0- 1

AWAY

0- 1

1- 4

0- 0

0- 1

0- 0

0- 0

NEUTRAL

0- 0

0- 1

0- 0

RPI 1-25

RPI 26-50

RPI 51-100

RPI 101+

Team's RPI: 213

RPI

S

Opponent

Score

2

H

UConn

36 80

14

A

South Fla.

54 64

15

A

Texas A&M

57 79

RPI

S

Opponent

Score

34

A

Oklahoma

75 87

45

A

UCF

43 58

45

H

UCF

42 60

RPI

S

Opponent

Score

69

H

TCU

58 64

78

A

Houston

56 60

78

H

Houston

75 85

94

A

Alabama

44 59

RPI

S

Opponent

Score

102

H

Cincinnati

40 58

122

A

Tulane

46 52

144

H

Loyola Marymount

63 60

148

A

Wichita St.

43 66

148

H

Wichita St.

45 52

170

A

UT Arlington

55 58

182

A

Temple

52 55

182

H

Temple

60 56

191

A

Memphis

53 35

192

A

East Carolina

47 76

192

H

East Carolina

65 51

192

N

East Carolina

74 85

194

H

Tulsa

74 70

198

A

Nevada

72 80

211

H

CSU Bakersfield

41 29

224

A

North Texas

40 47

229

H

Nicholls St.

68 61

247

N

UC Riverside

73 51

255

H

Abilene Christian

65 44

278

H

McNeese

65 59

LAST 12 Division I GAMES:

192

N

East Carolina

74 85

122

A

Tulane

46 52

2

H

UConn

36 80

148

H

Wichita St.

45 52

14

A

South Fla.

54 64

191

A

Memphis

53 35

194

H

Tulsa

74 70

192

A

East Carolina

47 76

182

H

Temple

60 56

78

A

Houston

56 60

102

H

Cincinnati

40 58

45

A

UCF

43 58

Non-Div I Games:

SMU

Loss,

Non-Conf,S Site,

Home

A Away

N Neutral

Page 243

Average RPI Win:	228	WON-LOST	WINNING	LAST 10	STRENGTH OF	OPP. STRENGTH	TEAM	ADJ.	CONF.	ADJ CONF.
Average RPI Loss:	143	RECORD	PCT. RANK	GAMES	SCHEDULE	OF SCHEDULE	RPI	RPI	RPI	RPI
DIV. I ONLY	6- 23	315	4- 6	116	192	275	275	19	19	
DIV. I NON-CONF.	1- 9	318	0- 0	79	59	254	254	13	13	

TOTALS	RPI 1-25	RPI 26-50	W-L RECORDS	RPI 51-100	RPI 101-999	RPI 201+				
6- 23	0- 0	0- 2	OVERALL	0- 4	6- 17	4- 4				
4- 5	0- 0	0- 0	HOME	0- 0	4- 5	3- 1				
1- 15	0- 0	0- 1	AWAY	0- 4	1- 10	0- 2				
1- 3	0- 0	0- 1	NEUTRAL	0- 0	1- 2	1- 1				
1- 9	0- 0	0- 1	NON-CONFERENCE	0- 4	1- 4	1- 0				
0- 0	0- 0	0- 0	HOME	0- 0	0- 0	0- 0				
0- 7	0- 0	0- 0	AWAY	0- 4	0- 3	0- 0				
1- 2	0- 0	0- 1	NEUTRAL	0- 0	1- 1	1- 0				
5- 14	0- 0	0- 1	CONFERENCE	0- 0	5- 13	3- 4				
4- 5	0- 0	0- 0	HOME	0- 0	4- 5	3- 1				
1- 8	0- 0	0- 1	AWAY	0- 0	1- 7	0- 2				
0- 1	0- 0	0- 0	NEUTRAL	0- 0	0- 1	0- 1				

RPI 1-25				RPI 26-50				RPI 51-100				RPI 101+ Team's RPI: 275			
RPI	S	Opponent	Score	RPI	S	Opponent	Score	RPI	S	Opponent	Score	RPI	S	Opponent	Score
38	A	Northern Colo.	68 90	54	A	Arizona St.	58 106	126	A	Portland St.	73 74				
50	N	Miami (FL)	56 82	64	A	West Virginia	47 101	126	H	Portland St.	72 81				
				66	A	UC Davis	72 79	128	A	San Francisco	76 90				
				88	A	Kentucky	70 101	141	A	Eastern Wash.	76 83				
								141	H	Eastern Wash.	72 83				
								145	A	Weber St.	73 86				
								145	H	Weber St.	56 78				
								147	N	Northern Ill.	75 84				
								151	A	Idaho	66 101				
								151	H	Idaho	79 64				
								153	A	Idaho St.	71 83				
								153	H	Idaho St.	71 85				
								190	A	Morehead St.	71 75				
								198	A	Nevada	68 95				
								199	A	North Dakota	72 66				
								204	A	Montana St.	50 85				
								204	H	Montana St.	88 77				
								236	A	Montana	59 68				
								236	H	Montana	79 64				
								236	N	Montana	80 87				
								247	N	UC Riverside	99 72				
								306	H	Northern Ariz.	90 95				
								328	H	Southern Utah	79 77				
LAST 12 Division I GAMES:															
236	N	Montana	80 87	153	A	Idaho St.	71 83								
38	A	Northern Colo.	68 90	236	H	Montana	79 64								
199	A	North Dakota	72 66	204	H	Montana St.	88 77								
328	H	Southern Utah	79 77	151	A	Idaho	66 101								
306	H	Northern Ariz.	90 95	141	A	Eastern Wash.	76 83								
145	A	Weber St.	73 86	126	H	Portland St.	72 81								

Non-Div I Games: Antelope Valley 95 62

Sacramento St.

Sacred Heart

Through Games Of March 5, 2018

Average RPI Win:	267	WON-LOST	WINNING	LAST 10	STRENGTH OF	OPP. STRENGTH	TEAM	ADJ.	CONF.	ADJ CONF.
Average RPI Loss:	202	RECORD	PCT. RANK	GAMES	SCHEDULE	OF SCHEDULE	RPI	RPI	RPI	RPI
DIV. I ONLY	13- 16	213	6- 4	284	321	253	253	29	29	
DIV. I NON-CONF.	4- 7	226	0- 0	221	272	250	250	29	29	

TOTALS	RPI 1-25	RPI 26-50	W-L RECORDS	RPI 51-100	RPI 101-999	RPI 201+				
13- 16	0- 1	0- 0	OVERALL	0- 1	13- 14	12- 8				
8- 6	0- 0	0- 0	HOME	0- 0	8- 6	8- 3				
5- 10	0- 1	0- 0	AWAY	0- 1	5- 8	4- 5				
0- 0	0- 0	0- 0	NEUTRAL	0- 0	0- 0	0- 0				
4- 7	0- 1	0- 0	NON-CONFERENCE	0- 1	4- 5	4- 2				
3- 2	0- 0	0- 0	HOME	0- 0	3- 2	3- 1				
1- 5	0- 1	0- 0	AWAY	0- 1	1- 3	1- 1				
0- 0	0- 0	0- 0	NEUTRAL	0- 0	0- 0	0- 0				
9- 9	0- 0	0- 0	CONFERENCE	0- 0	9- 9	8- 6				
5- 4	0- 0	0- 0	HOME	0- 0	5- 4	5- 2				
4- 5	0- 0	0- 0	AWAY	0- 0	4- 5	3- 4				
0- 0	0- 0	0- 0	NEUTRAL	0- 0	0- 0	0- 0				

RPI 1-25				RPI 26-50				RPI 51-100				RPI 101+ Team's RPI: 253			
RPI	S	Opponent	Score	RPI	S	Opponent	Score	RPI	S	Opponent	Score	RPI	S	Opponent	Score
8	A	Florida St.	52 101					51	A	Harvard	62 70	119	A	Saint Francis (PA)	69 68
												119	H	Saint Francis (PA)	48 89
												133	A	Robert Morris	49 60
												133	H	Robert Morris	57 91
												171	A	Brown	77 102
												173	H	New Hampshire	47 74
												196	A	Siena	57 62
												207	H	Lehigh	65 55
												214	H	Providence	78 75
												242	H	Hofstra	81 86
												261	H	Manhattan	65 61
												265	A	St. Francis Brooklyn	48 63
												265	H	St. Francis Brooklyn	66 60
												271	A	LIU Brooklyn	50 46
												271	H	LIU Brooklyn	63 43
												283	A	Monmouth	64 69
												286	A	Fairleigh Dickinson	59 69
												286	H	Fairleigh Dickinson	61 48
												291	A	Central Conn. St.	59 69
												291	H	Central Conn. St.	71 73
												293	A	Mt. St. Mary's	82 52
												293	H	Mt. St. Mary's	56 44
												295	A	Bryant	56 60
												295	H	Bryant	73 81
												329	A	Wagner	72 55
												329	H	Wagner	61 49
												337	A	Florida A&M	73 68

LAST 12 Division I GAMES:															
286	H	Fairleigh Dickinson	61 48	329	H	Wagner	61 49								
271	H	LIU Brooklyn	63 43	295	A	Bryant	56 60								
265	H	St. Francis Brooklyn	66 60	291	H	Central Conn. St.	71 73								
133	A	Robert Morris	49 60	265	A	St. Francis Brooklyn	48 63								
119	A	Saint Francis (PA)	69 68	271	A	LIU Brooklyn	50 46								
293	H	Mt. St. Mary's	56 44	286	A	Fairleigh Dickinson	59 69								

Non-Div I Games:

Sacred Heart

Loss,
Non-Conf,
S Site,
H Home
A Away
N Neutral

Average RPI Win:	265	WON-LOST	WINNING	LAST 10	STRENGTH OF	OPP. STRENGTH	TEAM	ADJ.	CONF.	ADJ CONF.
Average RPI Loss:	145	RECORD	PCT. RANK	GAMES	SCHEDULE	OF SCHEDULE	RPI	RPI	RPI	RPI
DIV. I ONLY	20- 9	68	9- 1	261	279	119	119	29	29	
DIV. I NON-CONF.	4- 7	226	0- 0	163	111	184	184	29	29	

TOTALS	RPI 1-25	RPI 26-50	W-L RECORDS	RPI 51-100	RPI 101-999	RPI 201+				
20- 9	0- 0	0- 1	OVERALL	0- 2	20- 6	17- 3				
9- 2	0- 0	0- 0	HOME	0- 0	9- 2	7- 1				
10- 6	0- 0	0- 1	AWAY	0- 2	10- 2	9- 0				
1- 1	0- 0	0- 0	NEUTRAL	0- 0	1- 1	1- 1				
4- 7	0- 0	0- 1	NON-CONFERENCE	0- 2	4- 4	2- 2				
1- 1	0- 0	0- 0	HOME	0- 0	1- 1	0- 0				
2- 5	0- 0	0- 1	AWAY	0- 2	2- 2	1- 1				
1- 1	0- 0	0- 0	NEUTRAL	0- 0	1- 1	1- 1				
16- 2	0- 0	0- 0	CONFERENCE	0- 0	16- 2	15- 1				
8- 1	0- 0	0- 0	HOME	0- 0	8- 1	7- 1				
8- 1	0- 0	0- 0	AWAY	0- 0	8- 1	8- 0				
0- 0	0- 0	0- 0	NEUTRAL	0- 0	0- 0	0- 0				

RPI	S	Opponent	Score	RPI	S	Opponent	Score	RPI	S	Opponent	Score	RPI	S	Opponent	Score
32	A	Gonzaga	74 97	72	A	Duquesne	68 87	102	A	Cincinnati	77 73	132	A	Boise St.	59 87
				84	A	Tol edo	66 74	133	A	Robert Morris	62 63	133	H	Robert Morris	68 47
								142	H	Youngstown St.	79 65	158	H	William & Mary	86 92
								212	A	Columbi a	81 94	232	N	Southeast Mo. St.	50 82
								253	A	Sacred Heart	89 48	253	H	Sacred Heart	68 69
								265	A	St. Francis Brooklyn	94 71	265	H	St. Francis Brooklyn	90 75
								271	A	LIU Brooklyn	85 54	271	H	LIU Brooklyn	101 71
								282	N	Old Domini on	79 68	286	A	Fairleigh Dickinson	80 56
								286	H	Fairleigh Dickinson	80 61	291	A	Central Conn. St.	85 75
								291	H	Central Conn. St.	87 59	293	A	Mt. St. Mary's	79 69
								293	A	Mt. St. Mary's	92 88	295	A	Bryant	94 78
								295	H	Bryant	87 69	318	A	Portland	106 101
								329	A	Wagner	79 76	329	H	Wagner	86 55
LAST 12 Division I GAMES:															
329	H	Wagner	86 55	271	A	LIU Brooklyn	85 54								
293	A	Mt. St. Mary's	79 69	265	A	St. Francis Brooklyn	94 71								
295	A	Bryant	94 78	133	H	Robert Morris	68 47								
291	A	Central Conn. St.	85 75	295	H	Bryant	87 69								
286	H	Fairleigh Dickinson	80 61	291	H	Central Conn. St.	87 59								
253	H	Sacred Heart	68 69	329	A	Wagner	79 76								

Non-Div I Games: Seton Hill 103 71

Saint Francis (PA)

Saint Joseph's

Through Games Of March 5, 2018

Average RPI Win:	208	WON-LOST	WINNING	LAST 10	STRENGTH OF	OPP. STRENGTH	TEAM	ADJ.	CONF.	ADJ CONF.
Average RPI Loss:	111	RECORD	PCT. RANK	GAMES	SCHEDULE	OF SCHEDULE	RPI	RPI	RPI	RPI
DIV. I ONLY	18- 14	133	8- 2	161	121	134	134	13	13	
DIV. I NON-CONF.	5- 7	212	0- 0	147	155	164	164	10	10	

TOTALS	RPI 1-25	RPI 26-50	W-L RECORDS	RPI 51-100	RPI 101-999	RPI 201+				
18- 14	0- 0	0- 4	OVERALL	5- 4	13- 6	10- 2				
7- 6	0- 0	0- 2	HOME	0- 3	7- 1	6- 0				
9- 6	0- 0	0- 1	AWAY	4- 0	5- 5	4- 2				
2- 2	0- 0	0- 1	NEUTRAL	1- 1	1- 0	0- 0				
5- 7	0- 0	0- 3	NON-CONFERENCE	2- 1	3- 3	3- 1				
2- 2	0- 0	0- 1	HOME	0- 1	2- 0	2- 0				
3- 4	0- 0	0- 1	AWAY	2- 0	1- 3	1- 1				
0- 1	0- 0	0- 1	NEUTRAL	0- 0	0- 0	0- 0				
13- 7	0- 0	0- 1	CONFERENCE	3- 3	10- 3	7- 1				
5- 4	0- 0	0- 1	HOME	0- 2	5- 1	4- 0				
6- 2	0- 0	0- 0	AWAY	2- 0	4- 2	3- 1				
2- 1	0- 0	0- 0	NEUTRAL	1- 1	1- 0	0- 0				

RPI	S	Opponent	Score	RPI	S	Opponent	Score	RPI	S	Opponent	Score	RPI	S	Opponent	Score	Team's RPI: 134
28	A	Villanova	44 79	62	H	Penn	50 57	108	H	George Mason	57 65	120	A	Saint Louis	73 96	
29	N	Princeton	54 63	63	A	James Madison	73 66	120	N	Saint Louis	58 49	175	A	Florida	51 71	
33	H	Dayton	59 65	72	H	Duquesne	69 50	182	A	Temple	66 69	187	A	Davidson	64 62	
44	H	Drexel	58 65	72	H	Duquesne	42 61	195	H	Richmond	81 72	233	A	Niagara	93 69	
				75	H	George Washington	46 49	246	A	La Salle	75 64	246	H	La Salle	70 49	
				75	N	George Washington	49 65	257	A	St. Bonaventure	70 64	269	A	Towson	66 90	
				85	A	Fordham	52 50	276	A	Massachusetts	84 79	281	A	VCU	54 56	
				85	N	Fordham	52 49	281	H	VCU	72 63	281	H	VCU	79 41	
				90	A	Bucknell	77 53	334	H	Rhode Island	64 46	345	H	Eastern Ill.	80 62	
								347	H	Saint Peter's	87 58					
LAST 12 Division I GAMES:																
75	N	George Washington	49 65	246	H	La Salle	70 49	187	A	Davidson	64 62	72	A	Duquesne	69 50	
120	N	Saint Louis	58 49	72	A	Duquesne	69 50	334	H	Rhode Island	64 46	108	H	George Mason	57 65	
85	N	Fordham	52 49	334	H	Rhode Island	64 46	281	A	VCU	54 56					
281	H	VCU	72 63	108	H	George Mason	57 65									
85	A	Fordham	52 50	281	A	VCU	54 56									
75	H	George Washington	46 49													

Non-Div I Games:

Saint Joseph's

Loss,
Non-Conf,
S Site,
H Home
A Away
N Neutral

Average RPI Win:	177	WON-LOST	WINNING	LAST 10	STRENGTH OF	OPP. STRENGTH	TEAM	ADJ.	CONF.	ADJ CONF.
Average RPI Loss:	112	RECORD	PCT. RANK	GAMES	SCHEDULE	OF SCHEDULE	RPI	RPI	RPI	RPI
DIV. I ONLY	17- 15	161	5- 5	92	103	120	120	13	13	
DIV. I NON-CONF.	6- 7	184	0- 0	137	30	153	153	10	10	

TOTALS	RPI 1-25	RPI 26-50	W-L RECORDS	RPI 51-100	RPI 101-999	RPI 201+				
17- 15	0- 2	1- 2	OVERALL	4- 3	12- 8	6- 2				
10- 4	0- 0	1- 0	HOME	2- 2	7- 2	4- 0				
4- 9	0- 1	0- 1	AWAY	1- 1	3- 1	2- 0				
3- 2	0- 0	0- 1	NEUTRAL	1- 0	2- 1	0- 0				
6- 7	0- 2	0- 1	NON-CONFERENCE	1- 0	5- 4	2- 0				
3- 2	0- 0	0- 0	HOME	1- 0	2- 2	1- 0				
1- 4	0- 2	0- 0	AWAY	0- 0	1- 2	1- 0				
2- 1	0- 0	0- 1	NEUTRAL	0- 0	2- 0	0- 0				
11- 8	0- 0	1- 1	CONFERENCE	3- 3	7- 4	4- 2				
7- 2	0- 0	1- 0	HOME	1- 2	5- 0	3- 0				
3- 5	0- 0	0- 1	AWAY	1- 1	2- 3	1- 2				
1- 1	0- 0	0- 0	NEUTRAL	1- 0	0- 1	0- 0				

RPI 1-25				RPI 26-50				RPI 51-100				RPI 101+ Team's RPI: 120			
RPI	S	Opponent	Score	RPI	S	Opponent	Score	RPI	S	Opponent	Score	RPI	S	Opponent	Score
23	A	Missouri	58 70	27	N	LSU	59 71	72	H	Duquesne	66 76	108	A	George Mason	72 81
24	A	DePaul	78 86	33	A	Dayton	76 101	72	N	Duquesne	71 65	112	A	Washington St.	63 85
				33	H	Dayton	85 72	75	A	George Washington	72 69	118	N	Cleveland St.	80 64
								75	H	George Washington	58 71	134	H	Saint Joseph's	96 73
								85	A	Fordham	63 66	134	N	Saint Joseph's	49 58
								85	H	Fordham	91 85	144	H	Loyola Marymount	60 62
								95	H	Little Rock	48 45	150	H	Vanderbilt	69 74
												161	N	Ole Miss	79 64
												163	A	SIUE	72 79
												187	H	Davidson	88 72
												194	H	Tulsa	77 66
												195	A	Richmond	79 61
												246	A	La Salle	76 87
												257	H	St. Bonaventure	78 55
												259	A	Indiana St.	60 59
												260	H	Lipscomb	101 57
												276	H	Massachusetts	64 63
												276	H	Massachusetts	70 64
												281	A	VCU	84 88
												334	A	Rhode Island	70 66

LAST 12 Division I GAMES:															
134	N	Saint Joseph's	49 58	72	H	Duquesne	66 76	334	A	Rhode Island	70 66				
72	N	Duquesne	71 65	246	A	La Salle	76 87	187	H	Davidson	88 72				
276	H	Massachusetts	70 64	85	72			85	H	Fordham	91 85				
33	H	Dayton	85 72	75	A	George Washington	58 71								
281	A	VCU	84 88												

Non-Div I Games:

Saint Louis

Average RPI Win:	173	WON-LOST	WINNING	LAST 10	STRENGTH OF	OPP. STRENGTH	TEAM	ADJ.	CONF.	ADJ CONF.
Average RPI Loss:	126	RECORD	PCT. RANK	GAMES	SCHEDULE	OF SCHEDULE	RPI	RPI	RPI	RPI
DIV. I ONLY	20- 10	82	7- 3	110	107	77	77	14	14	
DIV. I NON-CONF.	7- 4	102	0- 0	41	46	54	54	11	11	

TOTALS	RPI 1-25	RPI 26-50	W-L RECORDS	RPI 51-100	RPI 101-999	RPI 201+				
20- 10	0- 0	1- 2	OVERALL	1- 2	18- 6	5- 1				
11- 3	0- 0	0- 1	HOME	1- 1	10- 1	3- 0				
7- 6	0- 0	1- 1	AWAY	0- 1	6- 4	2- 1				
2- 1	0- 0	0- 0	NEUTRAL	0- 0	2- 1	0- 0				
7- 4	0- 0	0- 1	NON-CONFERENCE	1- 2	6- 1	0- 0				
4- 1	0- 0	0- 0	HOME	1- 1	3- 0	0- 0				
1- 3	0- 0	0- 1	AWAY	0- 1	1- 1	0- 0				
2- 0	0- 0	0- 0	NEUTRAL	0- 0	2- 0	0- 0				
13- 6	0- 0	1- 1	CONFERENCE	0- 0	12- 5	5- 1				
7- 2	0- 0	0- 1	HOME	0- 0	7- 1	3- 0				
6- 3	0- 0	1- 0	AWAY	0- 0	5- 3	2- 1				
0- 1	0- 0	0- 0	NEUTRAL	0- 0	0- 1	0- 0				

RPI 1-25				RPI 26-50				RPI 51-100				Team's RPI : 77				RPI 101+			
RPI	S	Opponent	Score	RPI	S	Opponent	Score	RPI	S	Opponent	Score	RPI	S	Opponent	Score	RPI	S	Opponent	Score
				32	A	Gonzaga	72 56	53	H	Indiana	88 82	111	A	Utah	63 74				
				32	H	Gonzaga	65 73	61	A	Purdue	60 70	112	H	Washington St.	81 75				
				43	A	Cal i forni a	80 87	66	H	UC Davi s	50 74	128	A	San Franci sco	73 59				
												128	H	San Franci sco	72 64				
												132	A	Boi se St.	74 72				
												140	H	Cal Poly	82 64				
												141	N	Eastern Wash.	76 56				
												144	A	Loyol a Marymount	57 69				
												144	H	Loyol a Marymount	65 75				
												154	A	BYU	54 63				
												154	H	BYU	57 49				
												156	N	UT Martin	69 58				
												167	A	San Di ego	75 53				
												167	H	San Di ego	66 57				
												183	A	Paci fi c	70 69				
												183	H	Paci fi c	96 88				
												183	N	Paci fi c	73 77				
												200	H	UC Santa Barbara	89 59				
												239	A	Pepperdi ne	82 75				
												239	H	Pepperdi ne	75 62				
												289	A	Santa Clara	72 51				
												289	H	Santa Clara	59 46				
												318	A	Portl and	65 68				
												318	H	Portl and	77 49				
LAST 12 Division I GAMES:																			
				183	N	Paci fi c	73 77	144	H	Loyol a Marymount	65 75								
				289	A	Santa Clara	72 51	167	H	San Di ego	66 57								
				239	A	Pepperdi ne	82 75	128	A	San Franci sco	73 59								
				318	H	Portl and	77 49	318	A	Portl and	65 68								
				128	H	San Franci sco	72 64	154	A	BYU	54 63								
				32	A	Gonzaga	72 56	183	H	Paci fi c	96 88								

Non-Div I Games:

Saint Mary's (CA)

Saint Peter's

Through Games Of March 5, 2018

Average RPI Win:	243	WON-LOST	WINNING	LAST 10	STRENGTH OF	OPP. STRENGTH	TEAM	ADJ.	CONF.	ADJ CONF.
Average RPI Loss:	239	RECORD	PCT. RANK	GAMES	SCHEDULE	OF SCHEDULE	RPI	RPI	RPI	RPI
DIV. I ONLY	4- 26	330	0- 10	345	317	347	347	28	28	
DIV. I NON-CONF.	3- 8	268	0- 0	310	340	315	315	25	25	

TOTALS	RPI 1-25	RPI 26-50	W-L RECORDS	RPI 51-100	RPI 101-999	RPI 201+				
4- 26	0- 0	0- 1	OVERALL	0- 0	4- 25	3- 19				
2- 11	0- 0	0- 0	HOME	0- 0	2- 11	2- 8				
1- 14	0- 0	0- 1	AWAY	0- 0	1- 12	1- 9				
1- 1	0- 0	0- 0	NEUTRAL	0- 0	1- 1	0- 1				
3- 8	0- 0	0- 0	NON-CONFERENCE	0- 0	3- 8	2- 5				
1- 3	0- 0	0- 0	HOME	0- 0	1- 3	1- 2				
1- 5	0- 0	0- 0	AWAY	0- 0	1- 5	1- 3				
1- 0	0- 0	0- 0	NEUTRAL	0- 0	1- 0	0- 0				
1- 18	0- 0	0- 1	CONFERENCE	0- 0	1- 17	1- 14				
1- 8	0- 0	0- 0	HOME	0- 0	1- 8	1- 6				
0- 9	0- 0	0- 1	AWAY	0- 0	0- 8	0- 7				
0- 1	0- 0	0- 0	NEUTRAL	0- 0	0- 1	0- 1				

RPI 1-25				RPI 26-50				RPI 51-100				RPI 101+				Team's RPI: 347
RPI	S	Opponent	Score	RPI	S	Opponent	Score	RPI	S	Opponent	Score	RPI	S	Opponent	Score	
				36	A	Quinnipiac	39 86					114	N	Delaware	90 87	
												121	A	Seton Hall	49 91	
												125	H	Yale	49 70	
												134	A	Saint Joseph's	58 87	
												157	H	Marist	53 86	
												196	A	Siena	36 70	
												196	H	Siena	59 62	
												233	A	Niagara	54 64	
												233	H	Niagara	52 87	
												233	N	Niagara	48 60	
												235	H	Lafayette	64 61	
												252	A	Rider	52 62	
												252	H	Rider	52 57	
												261	A	Manhattan	64 76	
												261	H	Manhattan	39 60	
												265	H	St. Francis Brooklyn	49 64	
												271	A	LIU Brooklyn	46 57	
												273	A	Fairfield	41 62	
												273	H	Fairfield	40 62	
												276	A	Massachusetts	65 81	
												283	A	Monmouth	44 51	
												283	H	Monmouth	67 47	
												285	A	Canisius	49 52	
												285	H	Canisius	53 66	
												286	A	Fairleigh Dickinson	59 69	
												339	A	NJIT	59 52	
												341	A	Iona	42 52	
												341	H	Iona	31 55	
												348	H	UMass Lowell	60 66	

LAST 12 Division I GAMES:																
				233	N	Niagara	48 60	285	A	Canisius	49 52					
				196	A	Siena	36 70	233	A	Niagara	54 64					
				261	H	Manhattan	39 60	196	H	Siena	59 62					
				273	H	Fairfield	40 62	341	A	Iona	42 52					
				341	H	Iona	31 55	283	H	Monmouth	67 47					
				252	A	Rider	52 62	157	H	Marist	53 86					











































































Non-Div I Games:

Saint Peter's

■ Loss,
 Non-Conf,
 S Site,
 H Home
 A Away
 N Neutral

Average RPI Win:	298	WON-LOST	WINNING	LAST 10	STRENGTH OF	OPP. STRENGTH	TEAM	ADJ.	CONF.	ADJ CONF.
Average RPI Loss:	194	RECORD	PCT. RANK	GAMES	SCHEDULE	OF SCHEDULE	RPI	RPI	RPI	RPI
DIV. I ONLY	2- 23	342	0- 10	166	341	335	335	26	26	
DIV. I NON-CONF.	1- 6	306	0- 0	43	344	273	273	26	26	

TOTALS	RPI 1-25	RPI 26-50	W-L RECORDS	RPI 51-100	RPI 101-999	RPI 201+				
2- 23	0- 0	0- 1	OVERALL	0- 2	2- 20	2- 13				
1- 12	0- 0	0- 0	HOME	0- 1	1- 11	1- 7				
1- 11	0- 0	0- 0	AWAY	0- 0	1- 2	1- 2				
0- 0	0- 0	0- 0	NEUTRAL	0- 0	0- 0	0- 0				
1- 6	0- 0	0- 1	NON-CONFERENCE	0- 0	1- 5	1- 2				
1- 3	0- 0	0- 0	HOME	0- 0	1- 3	1- 1				
0- 3	0- 0	0- 1	AWAY	0- 0	0- 2	0- 1				
0- 0	0- 0	0- 0	NEUTRAL	0- 0	0- 0	0- 0				
1- 17	0- 0	0- 0	CONFERENCE	0- 2	1- 15	1- 11				
0- 9	0- 0	0- 0	HOME	0- 1	0- 8	0- 6				
1- 8	0- 0	0- 0	AWAY	0- 1	1- 7	1- 5				
0- 0	0- 0	0- 0	NEUTRAL	0- 0	0- 0	0- 0				

RPI 1-25	RPI 26-50	RPI 51-100	RPI 101+	Team's RPI: 335
RPI S Opponent Score	RPI S Opponent Score	RPI S Opponent Score	RPI S Opponent Score	
	27  LSU 58  71	91  Lamar Uni versi ty 44  91	107  Rice 50  79	
		91  Lamar Uni versi ty 44  68	113  SFA 53  75	
			113  SFA 49  72	
			127  Central Ark. 44  69	
			127  Central Ark. 53  73	
			137  Texas St. 41  73	
			146  Arkansas 54  65	
			205  Southern Miss. 38  58	
			221  Texas Southern 58  77	
			222  New Orleans 50  77	
			223  A&M-Corpus Christi 48  62	
			223  A&M-Corpus Christi 57  67	
			229  Nichol ls St. 65  70	
			255  Abilene Christian 65  83	
			255  Abilene Christian 72  75	
			278  McNeese 63  66	
			297  Jackson St. 74  68	
			299  Southeastern La. 57  52	
			309  Houston Baptist 62  65	
			309  Houston Baptist 61  69	
			311  Incarnate Word 49  56	
			336  Northwestern St. 60  63	
LAST 12 Division I GAMES:				
113  SFA 49  72	223  A&M-Corpus Christi 48  62			
127  Central Ark. 53  73	255  Abilene Christian 72  75			
222  New Orleans 50  77	278  McNeese 63  66			
309  Houston Baptist 62  65	113  SFA 53  75			
229  Nichol ls St. 65  70	299  Southeastern La. 57  52			
91  Lamar Uni versi ty 44  68	91  Lamar Uni versi ty 44  91			

Non-Div I Games: Wiley 80 41 St. Thomas Houston 68 66

Sam Houston St.

Average RPI Win: 226
Average RPI Loss: 106

WON-LOST
RECORD

WINNING
PCT. RANK

LAST 10
GAMES

STRENGTH OF
SCHEDULE

OPP. STRENGTH
OF SCHEDULE

TEAM
RPI

ADJ.
RPI

CONF.
RPI

ADJ CONF.
RPI

DIV. I ONLY	14- 16	201	5- 5	84	191	160	160	17	17
DIV. I NON-CONF.	7- 7	170	0- 0	60	192	123	123	17	17
<hr/>									
TOTALS	RPI 1-25	RPI 26-50	W-L RECORDS	RPI 51-100	RPI 101-999	RPI 201+			
14- 16	0- 2	1- 3	OVERALL	0- 2	13- 9	8- 1			
10- 4	0- 0	1- 1	HOME	0- 0	9- 3	6- 0			
2- 10	0- 0	0- 0	AWAY	0- 0	2- 0	2- 0			
2- 2	0- 0	0- 1	NEUTRAL	0- 0	2- 1	0- 0			
7- 7	0- 2	1- 0	NON-CONFERENCE	0- 2	6- 3	3- 0			
6- 1	0- 0	1- 0	HOME	0- 0	5- 1	3- 0			
0- 5	0- 2	0- 0	AWAY	0- 2	0- 1	0- 0			
1- 1	0- 0	0- 0	NEUTRAL	0- 0	1- 1	0- 0			
7- 9	0- 0	0- 3	CONFERENCE	0- 0	7- 6	5- 1			
4- 3	0- 0	0- 1	HOME	0- 0	4- 2	3- 0			
2- 5	0- 0	0- 1	AWAY	0- 0	2- 4	2- 1			
1- 1	0- 0	0- 1	NEUTRAL	0- 0	1- 0	0- 0			

RPI 1-25				RPI 26-50				RPI 51-100				RPI 101+				Team's RPI: 160
RPI	S	Opponent	Score	RPI	S	Opponent	Score	RPI	S	Opponent	Score	RPI	S	Opponent	Score	
8	A	Florida St.	62 87	45	H	UCF	58 51	57	A	Bel mont	46 83	106	A	Chattanooga	58 68	
21	A	Iowa	59 80	48	A	Mercer	45 48	80	A	UAB	53 77	106	H	Chattanooga	65 71	
				48	H	Mercer	59 73					110	A	ETSU	48 76	
				48	N	Mercer	44 81					110	H	ETSU	52 64	
												143	H	Col orado	60 71	
												146	A	Arkansas	63 84	
												176	N	UTEP	33 46	
												178	H	Hampton	66 61	
												180	H	Troy	80 73	
												180	N	Troy	82 76	
												189	A	Furman	41 45	
												189	H	Furman	62 58	
												189	N	Furman	59 58	
												205	H	Southern Mi ss.	61 56	
												218	A	UNCG	60 53	
												218	H	UNCG	56 48	
												303	A	Wofford	46 58	
												303	H	Wofford	81 77	
												307	A	Western Caro.	50 32	
												307	H	Western Caro.	62 54	
												316	H	Al abama St.	58 39	
												334	H	Rhode Island	67 37	
<hr/>																
LAST 12 Division I GAMES:																
				48	N	Mercer	44 81	48	A	Mercer	45 48					
				189	N	Furman	59 58	189	H	Furman	62 58					
				106	H	Chattanooga	65 71	303	H	Wofford	81 77					
				110	H	ETSU	52 64	110	A	ETSU	48 76					
				307	A	Western Caro.	50 32	106	A	Chattanooga	58 68					
				218	A	UNCG	60 53	218	H	UNCG	56 48					

Non-Div I Games:

AUM

59 46

Samford

Loss, Non-Conf, S Site, H Home A Away N Neutral

Average RPI Win:	209	WON-LOST	WINNING	LAST 10	STRENGTH OF	OPP. STRENGTH	TEAM	ADJ.	CONF.	ADJ CONF.
Average RPI Loss:	155	RECORD	PCT. RANK	GAMES	SCHEDULE	OF SCHEDULE	RPI	RPI	RPI	RPI
DIV. I ONLY	16- 14	157	5- 5	213	139	167	167	14	14	
DIV. I NON-CONF.	6- 4	122	0- 0	279	218	147	147	11	11	

TOTALS	RPI 1-25	RPI 26-50	W-L RECORDS	RPI 51-100	RPI 101-999	RPI 201+				
16- 14	0- 0	1- 3	OVERALL	0- 2	15- 9	7- 5				
8- 5	0- 0	1- 1	HOME	0- 1	7- 3	6- 0				
5- 9	0- 0	0- 2	AWAY	0- 1	5- 6	1- 5				
3- 0	0- 0	0- 0	NEUTRAL	0- 0	3- 0	0- 0				
6- 4	0- 0	1- 1	NON-CONFERENCE	0- 0	5- 3	3- 3				
4- 0	0- 0	1- 0	HOME	0- 0	3- 0	3- 0				
1- 4	0- 0	0- 1	AWAY	0- 0	1- 3	0- 3				
1- 0	0- 0	0- 0	NEUTRAL	0- 0	1- 0	0- 0				
10- 10	0- 0	0- 2	CONFERENCE	0- 2	10- 6	4- 2				
4- 5	0- 0	0- 1	HOME	0- 1	4- 3	3- 0				
4- 5	0- 0	0- 1	AWAY	0- 1	4- 3	1- 2				
2- 0	0- 0	0- 0	NEUTRAL	0- 0	2- 0	0- 0				

RPI 1-25				RPI 26-50				RPI 51-100				RPI 101+ Team's RPI: 167			
RPI	S	Opponent	Score	RPI	S	Opponent	Score	RPI	S	Opponent	Score	RPI	S	Opponent	Score
				32	A	Gonzaga	54 58	77	A	Saint Mary's (CA)	57 66	128	A	San Francisco	60 54
				32	H	Gonzaga	44 63	77	H	Saint Mary's (CA)	53 75	128	H	San Francisco	47 49
				41	H	Minnesota	72 69					132	N	Boise St.	72 52
				43	A	California	64 89					144	A	Loyola Marymount	60 54
												144	H	Loyola Marymount	53 67
												154	A	BYU	66 60
												154	H	BYU	70 69
												154	N	BYU	61 56
												183	A	Pacific	60 62
												183	H	Pacific	68 81
												183	N	Pacific	66 56
												200	A	UC Santa Barbara	71 58
												217	A	Seattle U	73 80
												239	A	Pepperdine	62 66
												239	H	Pepperdine	79 53
												250	A	Hawaii	63 64
												264	H	UTSA	78 69
												270	A	San Diego St.	76 77
												289	A	Santa Clara	50 59
												289	H	Santa Clara	51 40
												296	H	Long Beach St.	74 40
												318	A	Portland	75 60
												318	H	Portland	59 52
												328	H	Southern Utah	72 59
LAST 12 Division I GAMES:															
				183	N	Pacific	66 56	289	H	Santa Clara	51 40				
				154	N	BYU	61 56	239	H	Pepperdine	79 53				
				128	H	San Francisco	47 49	77	A	Saint Mary's (CA)	57 66				
				32	A	Gonzaga	54 58	32	H	Gonzaga	44 63				
				154	A	BYU	66 60	144	H	Loyola Marymount	53 67				
				183	A	Pacific	60 62	289	A	Santa Clara	50 59				

Non-Div I Games: San Diego Christian 82 53

San Diego

Average RPI Win: 214
Average RPI Loss: 164

WON-LOST
RECORD

WINNING
PCT. RANK

LAST 10
GAMES

STRENGTH OF
SCHEDULE

OPP. STRENGTH
OF SCHEDULE

TEAM
RPI

ADJ.
RPI

CONF.
RPI

ADJ CONF.
RPI

DIV. I ONLY	10- 19	252	2- 8	227	151	270	270	16	16
DIV. I NON-CONF.	5- 5	170	0- 0	273	247	247	247	14	14

TOTALS	RPI 1-25	RPI 26-50	W-L RECORDS	RPI 51-100	RPI 101-999	RPI 201+			
10- 19	0- 1	0- 0	OVERALL	2- 3	8- 15	6- 4			
8- 7	0- 0	0- 0	HOME	2- 1	6- 6	4- 2			
2- 9	0- 0	0- 0	AWAY	0- 2	2- 7	2- 2			
0- 3	0- 1	0- 0	NEUTRAL	0- 0	0- 2	0- 0			
5- 5	0- 1	0- 0	NON-CONFERENCE	0- 0	5- 4	4- 1			
4- 2	0- 0	0- 0	HOME	0- 0	4- 2	3- 1			
1- 1	0- 0	0- 0	AWAY	0- 0	1- 1	1- 0			
0- 2	0- 1	0- 0	NEUTRAL	0- 0	0- 1	0- 0			
5- 14	0- 0	0- 0	CONFERENCE	2- 3	3- 11	2- 3			
4- 5	0- 0	0- 0	HOME	2- 1	2- 4	1- 1			
1- 8	0- 0	0- 0	AWAY	0- 2	1- 6	1- 2			
0- 1	0- 0	0- 0	NEUTRAL	0- 0	0- 1	0- 0			

RPI 1-25				RPI 26-50				RPI 51-100				RPI 101+ Team's RPI: 270			
RPI	S	Opponent	Score	RPI	S	Opponent	Score	RPI	S	Opponent	Score	RPI	S	Opponent	Score
20	N	Central Mich.	76 85					74	A	Wyoming	50 70	115	A	Colorado St.	43 72
								74	H	Wyoming	68 62	115	H	Colorado St.	63 65
								82	H	New Mexico	97 89	122	N	Tulane	46 80
								87	A	UNLV	67 73	132	A	Boise St.	53 64
								87	H	UNLV	64 75	132	H	Boise St.	70 86
												139	A	Fresno St.	53 64
												139	H	Fresno St.	60 66
												167	H	San Diego	77 76
												185	H	UC Irvine	65 67
												198	A	Nevada	72 84
												198	H	Nevada	75 72
												198	N	Nevada	84 95
												200	A	UC Santa Barbara	64 77
												216	H	CSUN	58 55
												245	H	Presbyterian	77 50
												277	A	Arizona	78 67
												280	A	San Jose St.	75 65
												280	H	San Jose St.	85 78
												287	A	Air Force	51 61
												287	H	Air Force	48 56
												289	H	Santa Clara	34 48
												313	A	Utah St.	58 62
												319	H	Cal St. Fullerton	59 58
LAST 12 Division I GAMES:															
198	N	Nevada	84 95	74	A	Wyoming	50 70								
198	A	Nevada	72 84	198	H	Nevada	75 72								
132	A	Boise St.	53 64	139	H	Fresno St.	60 66								
280	H	San Jose St.	85 78	287	A	Air Force	51 61								
287	H	Air Force	48 56	87	H	UNLV	64 75								
87	A	UNLV	67 73	115	A	Colorado St.	43 72								

Non-Div I Games: Hope Int'l 92 68

San Diego St.

Loss, Non-Conf, S Site, H Home A Away N Neutral

Average RPI Win:	212	WON-LOST	WINNING	LAST 10	STRENGTH OF	OPP. STRENGTH	TEAM	ADJ.	CONF.	ADJ CONF.
Average RPI Loss:	100	RECORD	PCT. RANK	GAMES	SCHEDULE	OF SCHEDULE	RPI	RPI	RPI	RPI
DIV. I ONLY	16- 15	172	6- 4	88	136	128	128	14	14	
DIV. I NON-CONF.	5- 6	187	0- 0	71	124	126	126	11	11	

TOTALS	RPI 1-25	RPI 26-50	W-L RECORDS	RPI 51-100	RPI 101-999	RPI 201+				
16- 15	0- 1	0- 4	OVERALL	0- 3	16- 7	7- 1				
9- 5	0- 1	0- 1	HOME	0- 1	9- 2	4- 0				
5- 9	0- 0	0- 2	AWAY	0- 2	5- 5	3- 1				
2- 1	0- 0	0- 1	NEUTRAL	0- 0	2- 0	0- 0				
5- 6	0- 1	0- 1	NON-CONFERENCE	0- 1	5- 3	2- 0				
3- 2	0- 1	0- 0	HOME	0- 0	3- 1	1- 0				
1- 4	0- 0	0- 1	AWAY	0- 1	1- 2	1- 0				
1- 0	0- 0	0- 0	NEUTRAL	0- 0	1- 0	0- 0				
11- 9	0- 0	0- 3	CONFERENCE	0- 2	11- 4	5- 1				
6- 3	0- 0	0- 1	HOME	0- 1	6- 1	3- 0				
4- 5	0- 0	0- 1	AWAY	0- 1	4- 3	2- 1				
1- 1	0- 0	0- 1	NEUTRAL	0- 0	1- 0	0- 0				

RPI	S	Opponent	Score	RPI	S	Opponent	Score	RPI	S	Opponent	Score	RPI	S	Opponent	Score	Team's RPI: 128
13	H	Stanford	66 86	32	A	Gonzaga	47 74	66	A	UC Davis	55 72	112	H	Washington St.	70 74	
				32	H	Gonzaga	57 81	77	A	Saint Mary's (CA)	64 72	133	N	Robert Morris	57 45	
				32	N	Gonzaga	53 65	77	H	Saint Mary's (CA)	59 73	139	H	Fresno St.	70 62	
				38	A	Northern Colo.	60 73					140	A	Cal Poly	83 88	
												140	H	Cal Poly	83 71	
												144	A	Loyol a Marymount	60 65	
												144	H	Loyol a Marymount	78 60	
												144	N	Loyol a Marymount	89 76	
												154	A	BYU	66 70	
												154	H	BYU	76 73	
												167	A	San Di ego	49 47	
												167	H	San Di ego	54 60	
												170	A	UT Ar lington	54 56	
												183	A	Paci fi c	81 71	
												183	H	Paci fi c	80 78	
												239	A	Pepperdi ne	92 95	
												239	H	Pepperdi ne	68 67	
												275	H	Sacramento St.	90 76	
												280	A	San Jose St.	87 81	
												289	A	Santa Clara	58 54	
												289	H	Santa Clara	64 47	
												318	A	Portl and	76 63	
												318	H	Portl and	84 75	
LAST 12 Division I GAMES:																
		32 N Gonzaga	53 65			154 H BYU	76 73									
		144 N Loyol a Marymount	89 76			318 A Portland	76 63									
		167 A San Di ego	49 47			289 H Santa Clara	64 47									
		183 H Paci fi c	80 78			77 H Saint Mary's (CA)	59 73									
		144 A Loyol a Marymount	60 65			32 H Gonzaga	57 81									
		77 A Saint Mary's (CA)	64 72			183 A Paci fi c	81 71									

Non-Div I Games:

San Francisco

Average RPI Win: 230		WON-LOST RECORD		WINNING PCT. RANK		LAST 10 GAMES		STRENGTH OF SCHEDULE		OPP. STRENGTH OF SCHEDULE		TEAM RPI		ADJ. RPI		CONF. RPI		ADJ. CONF. RPI	
Average RPI Loss: 142																			
DIV. I ONLY		6- 23		315		1- 9		129		137		280		280		16		16	
DIV. I NON-CONF.		2- 8		290		0- 0		84		139		245		245		14		14	
TOTALS		RPI 1-25		RPI 26-50		W-L RECORDS		RPI 51-100		RPI 101-999		RPI 201+							
6- 23		0- 1		0- 1		OVERALL		1- 7		5- 14		4- 5							
4- 10		0- 0		0- 0		HOME		1- 3		3- 7		2- 3							
2- 11		0- 1		0- 1		AWAY		0- 3		2- 6		2- 2							
0- 2		0- 0		0- 0		NEUTRAL		0- 1		0- 1		0- 0							
2- 8		0- 1		0- 1		NON-CONFERENCE		0- 1		2- 5		2- 1							
1- 4		0- 0		0- 0		HOME		0- 1		1- 3		1- 1							
1- 3		0- 1		0- 1		AWAY		0- 0		1- 1		1- 0							
0- 1		0- 0		0- 0		NEUTRAL		0- 0		0- 1		0- 0							
4- 15		0- 0		0- 0		CONFERENCE		1- 6		3- 9		2- 4							
3- 6		0- 0		0- 0		HOME		1- 2		2- 4		1- 2							
1- 8		0- 0		0- 0		AWAY		0- 3		1- 5		1- 2							
0- 1		0- 0		0- 0		NEUTRAL		0- 1		0- 0		0- 0							

RPI 1-25			
RPI	S	Opponent	Score
10	A	UCLA	69 129

RPI 26-50			
RPI	S	Opponent	Score
42	A	Oregon St.	62 110

RPI 51-100			
RPI	S	Opponent	Score
60	H	Nebraska	55 81
74	A	Wyomi ng	46 58
74	H	Wyomi ng	64 66
82	A	New Mexi co	62 92
82	H	New Mexi co	95 86
82 N		New Mexi co	54 84
87	A	UNLV	60 79
87	H	UNLV	53 80

RPI 101+ Team's RPI : 280			
RPI	S	Opponent	Score
115	A	Colorado St.	48 63
115	H	Colorado St.	66 73
126	H	Portland St.	78 90
128	H	San Francis sco	81 87
132	H	Boise St.	80 112
139	A	Fresno St.	71 81
178 N		Hampton	73 81
183	A	Paci fi c	97 106
198	A	Nevada	63 91
198	H	Nevada	57 54
211	H	CSU Bakersfi el d	67 57
216	H	CSUN	59 76
270	A	San Di ego St.	78 85
270	H	San Di ego St.	65 75
287	A	Air Force	75 74
287	H	Air Force	60 66
289	A	Santa Clara	71 66
313	A	Utah St.	78 86
313	H	Utah St.	79 66

LAST 12 Division I GAMES:			
82 N		New Mexico	54 84
287	H	Air Force	60 66
313	A	Utah St.	78 86
270	A	San Di ego St.	78 85
198	H	Nevada	57 54
74	H	Wyomi ng	64 66
139	A	Fresno St.	71 81
115	H	Colorado St.	66 73
82	A	New Mexico	62 92
87	H	UNLV	53 80
74	A	Wyomi ng	46 58
132	H	Boise St.	80 112

Non-Div I Games:	Southern Ore.	89	87
------------------	---------------	----	----

San Jose St.

■ Loss, ■ Non-Conf, S Site, H Home A Away N Neutral

Average RPI Win:	253	WON-LOST	WINNING	LAST 10	STRENGTH OF	OPP. STRENGTH	TEAM	ADJ.	CONF.	ADJ CONF.
Average RPI Loss:	153	RECORD	PCT. RANK	GAMES	SCHEDULE	OF SCHEDULE	RPI	RPI	RPI	RPI
DIV. I ONLY	8- 21	280	3- 7	250	134	289	289	14	14	
DIV. I NON-CONF.	3- 7	254	0- 0	318	209	303	303	11	11	

TOTALS	RPI 1-25	RPI 26-50	W-L RECORDS	RPI 51-100	RPI 101-999	RPI 201+				
8- 21	0- 0	0- 4	OVERALL	0- 2	8- 15	5- 5				
5- 9	0- 0	0- 3	HOME	0- 1	5- 5	2- 2				
3- 11	0- 0	0- 0	AWAY	0- 0	3- 0	3- 0				
0- 1	0- 0	0- 0	NEUTRAL	0- 0	0- 1	0- 1				
3- 7	0- 0	0- 2	NON-CONFERENCE	0- 0	3- 5	2- 3				
1- 4	0- 0	0- 2	HOME	0- 0	1- 2	0- 2				
2- 3	0- 0	0- 0	AWAY	0- 0	2- 3	2- 1				
0- 0	0- 0	0- 0	NEUTRAL	0- 0	0- 0	0- 0				
5- 14	0- 0	0- 2	CONFERENCE	0- 2	5- 10	3- 2				
4- 5	0- 0	0- 1	HOME	0- 1	4- 3	2- 0				
1- 8	0- 0	0- 1	AWAY	0- 1	1- 6	1- 1				
0- 1	0- 0	0- 0	NEUTRAL	0- 0	0- 1	0- 1				

RPI	S	Opponent	Score	RPI	S	Opponent	Score	RPI	S	Opponent	Score	RPI	S	Opponent	Score
32	A	Gonzaga	44 71	77	A	Saint Mary's (CA)	46 59	128	A	San Francis sco	47 64	128	H	San Francis sco	54 58
32	H	Gonzaga	51 63	77	H	Saint Mary's (CA)	51 72	144	A	Loyol a Marymount	45 64	144	H	Loyol a Marymount	51 65
43	H	Cal i forn i a	41 79					154	A	BYU	47 65	154	H	BYU	34 55
49	H	Southern Cal i forn i a	43 64					167	A	San Di ego	40 51	167	H	San Di ego	59 50

Team's RPI: 289															
LAST 12 Di vi si on I GAMES:															
239	N	Pepperdi ne	63 74	154	H	BYU	34 55	239	N	Pepperdi ne	63 74	248	A	Grand Canyon	38 39
77	H	Saint Mary's (CA)	51 72	128	A	San Francis sco	47 64	270	A	San Di ego St.	48 34	280	H	San Jose St.	66 71
144	A	Loyol a Marymount	45 64	183	A	Paci fi c	37 55	318	A	Portl and	50 43	318	H	Portl and	67 57
183	H	Paci fi c	57 55	239	H	Pepperdi ne	54 50	319	H	Cal St. Fullerton	69 73	332	A	Ill. -Chi cago	45 36
318	H	Portl and	67 57	167	H	San Di ego	59 50								
167	A	San Di ego	40 51	32	A	Gonzaga	44 71								

Non-Di v I Games: Menlo 104 61

Santa Clara

Average RPI		Winn: 293	WON-LOST RECORD	WINNING PCT. RANK	LAST 10 GAMES	STRENGTH OF SCHEDULE	OPP. STRENGTH OF SCHEDULE	TEAM RPI	ADJ. RPI	CONF. RPI	ADJ. CONF. RPI
Loss: 217											
DIV. I ONLY		3- 24	334	1- 8	294	331	340	340	30	30	
DIV. I NON-CONF.		1- 9	318	0- 0	267	109	312	312	30	30	
TOTALS		RPI 1-25		RPI 26-50	W-L RECORDS		RPI 51-100	RPI 101-999	RPI 201+		
3- 24	0- 1		0- 1	OVERALL		0- 1	3- 21	3- 14			
0- 8	0- 0		0- 0	HOME		0- 0	0- 8	0- 6			
2- 13	0- 1		0- 1	AWAY		0- 1	2- 10	2- 7			
1- 3	0- 0		0- 0	NEUTRAL		0- 0	1- 3	1- 1			
1- 9	0- 1		0- 1	NON-CONFERENCE		0- 1	1- 6	1- 3			
0- 0	0- 0		0- 0	HOME		0- 0	0- 0	0- 0			
1- 6	0- 1		0- 1	AWAY		0- 1	1- 3	1- 2			
0- 3	0- 0		0- 0	NEUTRAL		0- 0	0- 3	0- 1			
2- 15	0- 0		0- 0	CONFERENCE		0- 0	2- 15	2- 11			
0- 8	0- 0		0- 0	HOME		0- 0	0- 8	0- 6			
1- 7	0- 0		0- 0	AWAY		0- 0	1- 7	1- 5			
1- 0	0- 0		0- 0	NEUTRAL		0- 0	1- 0	1- 0			

RPI 1-25				RPI 26-50				RPI 51-100				RPI 101+				Team's RPI: 340	
RPI	S	Opponent	Score	RPI	S	Opponent	Score	RPI	S	Opponent	Score	RPI	S	Opponent	Score		
11	A	South Carolina	38 99	42	A	Oregon St.	36 84	98	A	Jacksonville	46 74	129	A	Bethune-Cookman	54 75		
												168	H	N. C. A&T	44 69		
												175	N	Florida	40 90		
												178	A	Hampton	41 88		
												178	H	Hampton	53 81		
												192	A	East Carolina	37 103		
												195	N	Richmond	63 100		
												203	A	Wisconsin	24 82		
												214	N	Providence	48 78		
												215	A	Norfolk St.	51 83		
												215	H	Norfolk St.	58 78		
												215	N	Norfolk St.	51 48		
												267	H	Howard	59 87		
												268	A	Morgan St.	67 73		
												268	H	Morgan St.	41 70		
												272	H	UMES	56 68		
												316	A	Alabama St.	61 81		
												317	H	N. C. Central	61 74		
												320	A	Coppin St.	57 66		
												322	A	South Carolina St.	78 80		
												322	H	South Carolina St.	60 71		
												327	A	Ga. Southern	71 67		
												331	A	Delaware St.	79 93		
												337	A	Florida A&M	65 47		
LAST 12 Division I GAMES:																	
				215	N	Norfolk St.	51 48	168	H	N. C. A&T	44 69						
				322	A	South Carolina St.	78 80	268	H	Morgan St.	41 70						
				317	H	N. C. Central	61 74	322	H	South Carolina St.	60 71						
				129	A	Bethune-Cookman	54 75	337	A	Florida A&M	65 47						
				178	A	Hampton	41 88	331	A	Delaware St.	79 93						
				215	A	Norfolk St.	51 83	215	H	Norfolk St.	58 78						

Non-Div I Games:	LaGrange	86	44	Al I en	79	41
------------------	----------	----	----	---------	----	----

Savannah St.

■ Loss, ■ Non-Conf, S Site, H Home A Away N Neutral

Average RPI Win:	249	WON-LOST	WINNING	LAST 10	STRENGTH OF	OPP. STRENGTH	TEAM	ADJ.	CONF.	ADJ CONF.
Average RPI Loss:	194	RECORD	PCT. RANK	GAMES	SCHEDULE	OF SCHEDULE	RPI	RPI	RPI	RPI
DIV. I ONLY	15- 14	166	6- 4	270	314	217	217	31	31	
DIV. I NON-CONF.	6- 9	214	0- 0	156	241	209	209	31	31	

TOTALS	RPI 1-25	RPI 26-50	W-L RECORDS	RPI 51-100	RPI 101-999	RPI 201+				
15- 14	0- 0	0- 1	OVERALL	0- 1	15- 12	11- 7				
8- 7	0- 0	0- 0	HOME	0- 1	8- 6	6- 2				
7- 7	0- 0	0- 1	AWAY	0- 0	7- 6	5- 5				
0- 0	0- 0	0- 0	NEUTRAL	0- 0	0- 0	0- 0				
6- 9	0- 0	0- 1	NON-CONFERENCE	0- 1	6- 7	2- 2				
2- 6	0- 0	0- 0	HOME	0- 1	2- 5	0- 1				
4- 3	0- 0	0- 1	AWAY	0- 0	4- 2	2- 1				
0- 0	0- 0	0- 0	NEUTRAL	0- 0	0- 0	0- 0				
9- 5	0- 0	0- 0	CONFERENCE	0- 0	9- 5	9- 5				
6- 1	0- 0	0- 0	HOME	0- 0	6- 1	6- 1				
3- 4	0- 0	0- 0	AWAY	0- 0	3- 4	3- 4				
0- 0	0- 0	0- 0	NEUTRAL	0- 0	0- 0	0- 0				

RPI 1-25	RPI 26-50	RPI 51-100	RPI 101+	Team's RPI: 217
RPI S Opponent Score	RPI S Opponent Score	RPI S Opponent Score	RPI S Opponent Score	RPI S Opponent Score
	43 A Cal i forni a 67 87	66 H UC Davi s 53 79	126 H Portland St. 91 77	
			151 A Idaho 68 60	
			153 H Idaho St. 69 74	
			167 H San Diego 80 73	
			183 H Paci fi c 73 85	
			185 H UC Irvi ne 79 84	
			198 H Nevada 65 74	
			200 A UC Santa Barbara 77 71	
			201 A Washington 76 84	
			210 A New Mexico St. 53 64	
			210 H New Mexico St. 69 59	
			211 A CSU Bakersfi eld 68 75	
			211 H CSU Bakersfi eld 64 56	
			216 A CSUN 62 67	
			236 A Montana 78 64	
			239 A Pepperdi ne 65 62	
			248 A Grand Canyon 63 74	
			248 H Grand Canyon 57 64	
			250 H Hawai i 58 73	
			279 A UMKC 62 58	
			279 H UMKC 66 62	
			308 A UTRGV 67 69	
			308 H UTRGV 64 56	
			321 A Utah Valley 77 75	
			321 H Utah Valley 83 53	
			346 A Chi cago St. 63 56	
			346 H Chi cago St. 72 60	
LAST 12 Di vi si on I GAMES:				
321 H Utah Valley 83 53	279 H UMKC 66 62			
211 H CSU Bakersfi eld 64 56	321 A Utah Valley 77 75			
248 H Grand Canyon 57 64	211 A CSU Bakersfi eld 68 75			
210 A New Mexico St. 53 64	308 H UTRGV 64 56			
308 A UTRGV 67 69	210 H New Mexico St. 69 59			
346 H Chi cago St. 72 60	279 A UMKC 62 58			

Non-Di v I Games:

Seattle U

Section III				Through Games of March 31, 2018						
Average RPI Win: 198		WON-LOST RECORD	WINNING PCT. RANK	LAST 10 GAMES	STRENGTH OF SCHEDULE	OPP. STRENGTH OF SCHEDULE	TEAM RPI	ADJ. RPI	CONF. RPI	ADJ. CONF. RPI
DIV. I ONLY		16- 15	172	3- 7	86	73	121	121	6	6
DIV. I NON-CONF.		8- 3	65	0- 0	148	178	100	100	6	6
TOTALS		RPI 1-25	RPI 26-50	W-L RECORDS		RPI 51-100	RPI 101-999	RPI 201+		
16- 15	0- 6		0- 6	OVERALL		2- 2	14- 1	10- 0		
11- 6	0- 3		0- 3	HOME		2- 0	9- 0	6- 0		
4- 9	0- 3		0- 3	AWAY		0- 2	4- 1	3- 0		
1- 0	0- 0		0- 0	NEUTRAL		0- 0	1- 0	1- 0		
8- 3	0- 1		0- 2	NON-CONFERENCE		0- 0	8- 0	5- 0		
6- 2	0- 1		0- 1	HOME		0- 0	6- 0	4- 0		
2- 1	0- 0		0- 1	AWAY		0- 0	2- 0	1- 0		
0- 0	0- 0		0- 0	NEUTRAL		0- 0	0- 0	0- 0		
8- 12	0- 5		0- 4	CONFERENCE		2- 2	6- 1	5- 0		
5- 4	0- 2		0- 2	HOME		2- 0	3- 0	2- 0		
2- 8	0- 3		0- 2	AWAY		0- 2	2- 1	2- 0		
1- 0	0- 0		0- 0	NEUTRAL		0- 0	1- 0	1- 0		

RPI 1-25			
RPI	S	Opponent	Score
10	H	UCLA	68 77
22	A	Marquette	84 97
22	H	Marquette	54 81
24	A	DePaul	52 78
24	A	DePaul	66 89
24	H	DePaul	68 72

RPI 26-50			
RPI	S	Opponent	Score
28	A	Villanova	53 59
28	H	Villanova	59 67
29	H	Princeton	83 85
40	A	Rutgers	45 70
47	A	Creighton	64 81
47	H	Creighton	51 68

RPI 51-100			
RPI	S	Opponent	Score
71	A	St. John's (NY)	56 75
71	H	St. John's (NY)	62 57
96	A	Georgetown	52 71
96	H	Georgetown	70 65

RPI 101+			
RPI	S	Opponent	Score
109	A	Wake Forest	67 57
123	A	Butler	48 66
123	H	Butler	75 64
157	H	Marist	85 60
162	H	Jacksonville St.	73 54
208	A	Boston College	73 53
214	A	Providence	65 56
214	H	Providence	65 56
226	A	Xavier	62 51
226	H	Xavier	58 53
226	N	Xavier	66 42
252	H	Rider	85 49
265	H	St. Francis Brooklyn	84 50
273	H	Fairfield	80 61
347	H	Saint Peter's	91 49

Team's RPI : 121			
RPI	S	Opponent	Score
109	A	Wake Forest	67 57
123	A	Butler	48 66
123	H	Butler	75 64
157	H	Marist	85 60
162	H	Jacksonville St.	73 54
208	A	Boston College	73 53
214	A	Providence	65 56
214	H	Providence	65 56
226	A	Xavier	62 51
226	H	Xavier	58 53
226	N	Xavier	66 42
252	H	Rider	85 49
265	H	St. Francis Brooklyn	84 50
273	H	Fairfield	80 61
347	H	Saint Peter's	91 49

LAST 12 Division I GAMES:			
24	A	DePaul	52 78
226	N	Xavier	66 42
24	H	DePaul	68 72
22	H	Marquette	54 81
71	A	St. John's (NY)	56 75
28	A	Villanova	53 59
96	A	Georgetown	52 71
123	H	Butler	75 64
226	H	Xavier	58 53
47	A	Creighton	64 81
214	A	Providence	65 56
71	H	St. John's (NY)	62 57

Non-Div I Games:

Seton Hall I

Average RPI Win:	276	WON-LOST	WINNING	LAST 10	STRENGTH OF	OPP. STRENGTH	TEAM	ADJ.	CONF.	ADJ CONF.
Average RPI Loss:	133	RECORD	PCT. RANK	GAMES	SCHEDULE	OF SCHEDULE	RPI	RPI	RPI	RPI
DIV. I ONLY	17- 14	147	6- 4	265	268	196	196	28	28	
DIV. I NON-CONF.	5- 6	187	0- 0	127	156	157	157	25	25	

TOTALS	RPI 1-25	RPI 26-50	W-L RECORDS	RPI 51-100	RPI 101-999	RPI 201+				
17- 14	0- 0	0- 3	OVERALL	0- 4	17- 7	16- 4				
11- 5	0- 0	0- 1	HOME	0- 2	11- 2	10- 1				
6- 9	0- 0	0- 2	AWAY	0- 2	6- 5	6- 3				
0- 0	0- 0	0- 0	NEUTRAL	0- 0	0- 0	0- 0				
5- 6	0- 0	0- 1	NON-CONFERENCE	0- 4	5- 1	5- 0				
3- 2	0- 0	0- 0	HOME	0- 2	3- 0	3- 0				
2- 4	0- 0	0- 1	AWAY	0- 2	2- 1	2- 0				
0- 0	0- 0	0- 0	NEUTRAL	0- 0	0- 0	0- 0				
12- 8	0- 0	0- 2	CONFERENCE	0- 0	12- 6	11- 4				
8- 3	0- 0	0- 1	HOME	0- 0	8- 2	7- 1				
4- 5	0- 0	0- 1	AWAY	0- 0	4- 4	4- 3				
0- 0	0- 0	0- 0	NEUTRAL	0- 0	0- 0	0- 0				

RPI 1-25				RPI 26-50				RPI 51-100				RPI 101+				Team's RPI: 196	
RPI	S	Opponent	Score	RPI	S	Opponent	Score	RPI	S	Opponent	Score	RPI	S	Opponent	Score		
				36	A	Quinnipiac	54 68	51	A	Harvard	67 75	131	A	Hartford	62 71		
				36	H	Quinnipiac	72 83	52	H	FGCU	50 63	157	A	Marist	54 73		
				40	A	Rutgers	47 59	83	H	Albany (NY)	63 78	157	H	Marist	58 53		
								93	A	Penn St.	72 86	157	H	Marist	51 67		
												233	A	Niagara	50 65		
												233	H	Niagara	71 60		
												233	H	Niagara	68 73		
												242	A	Hofstra	70 60		
												252	A	Rider	71 67		
												253	H	Sacred Heart	62 57		
												257	H	St. Bonaventure	70 62		
												261	A	Manhattan	56 54		
												261	H	Manhattan	56 51		
												267	H	Howard	72 61		
												273	A	Fairfield	43 44		
												273	H	Fairfield	51 40		
												283	H	Monmouth	44 41		
												285	A	Canisius	57 65		
												285	H	Canisius	68 59		
												288	A	Colgate	73 70		
												341	A	Iona	70 48		
												341	H	Iona	64 51		
												347	A	Saint Peter's	62 59		
												347	H	Saint Peter's	70 36		
LAST 12 Division I GAMES:																	
				157	H	Marist	51 67	36	H	Quinnipiac	72 83						
				233	H	Niagara	71 60	283	H	Monmouth	44 41						
				347	H	Saint Peter's	70 36	157	A	Marist	54 73						
				285	H	Canisius	68 59	347	A	Saint Peter's	62 59						
				273	A	Fairfield	43 44	261	H	Manhattan	56 51						
				261	A	Manhattan	56 54	273	H	Fairfield	51 40						

Non-Div I Games:

Siena

Average RPI Win:	242	WON-LOST	WINNING	LAST 10	STRENGTH OF	OPP. STRENGTH	TEAM	ADJ.	CONF.	ADJ CONF.
Average RPI Loss:	149	RECORD	PCT. RANK	GAMES	SCHEDULE	OF SCHEDULE	RPI	RPI	RPI	RPI
DIV. I ONLY	17- 11	110	4- 6	263	228	165	165	22	22	
DIV. I NON-CONF.	6- 4	122	0- 0	65	214	78	78	23	23	

TOTALS	RPI 1-25	RPI 26-50	W-L RECORDS	RPI 51-100	RPI 101-999	RPI 201+				
17- 11	0- 1	0- 0	OVERALL	0- 3	17- 7	11- 3				
9- 5	0- 0	0- 0	HOME	0- 3	9- 2	6- 1				
8- 6	0- 1	0- 0	AWAY	0- 0	8- 5	5- 2				
0- 0	0- 0	0- 0	NEUTRAL	0- 0	0- 0	0- 0				
6- 4	0- 1	0- 0	NON-CONFERENCE	0- 2	6- 1	3- 0				
3- 2	0- 0	0- 0	HOME	0- 2	3- 0	1- 0				
3- 2	0- 1	0- 0	AWAY	0- 0	3- 1	2- 0				
0- 0	0- 0	0- 0	NEUTRAL	0- 0	0- 0	0- 0				
11- 7	0- 0	0- 0	CONFERENCE	0- 1	11- 6	8- 3				
6- 3	0- 0	0- 0	HOME	0- 1	6- 2	5- 1				
5- 4	0- 0	0- 0	AWAY	0- 0	5- 4	3- 2				
0- 0	0- 0	0- 0	NEUTRAL	0- 0	0- 0	0- 0				

RPI 1-25				RPI 26-50				RPI 51-100				RPI 101+ Team's RPI: 165			
RPI	S	Opponent	Score	RPI	S	Opponent	Score	RPI	S	Opponent	Score	RPI	S	Opponent	Score
17	A	NC State	50 71					80	H	UAB	66 78	117	A	North Carolina	85 84
								95	H	Little Rock	35 47	127	H	Central Ark.	64 43
								98	H	Jacksonville	58 60	137	A	Texas St.	63 78
												161	A	Ole Miss	59 66
												164	A	Louisiana	72 57
												164	H	Louisiana	56 59
												170	A	UT Arlington	76 63
												179	H	Southern U.	69 65
												180	A	Troy	71 82
												180	H	Troy	79 68
												205	A	Southern Miss.	78 57
												209	H	Arkansas St.	60 75
												222	H	New Orleans	67 45
												227	A	Coastal Caro.	56 71
												227	H	Coastal Caro.	68 62
												274	A	Appalachian St.	56 57
												274	H	Appalachian St.	54 52
												305	A	Georgia St.	70 69
												305	H	Georgia St.	88 52
												316	A	Alabama St.	59 47
												327	A	Ga. Southern	81 74
												327	H	Ga. Southern	79 52
												338	A	La.-Monroe	67 60
												338	H	La.-Monroe	72 55

LAST 12 Division I GAMES:															
305	A	Georgia St.	70 69	209	H	Arkansas St.	60 75								
327	A	Ga. Southern	81 74	95	H	Little Rock	35 47								
164	H	Louisiana	56 59	180	A	Troy	71 82								
338	H	La.-Monroe	72 55	338	A	La.-Monroe	67 60								
227	A	Coastal Caro.	56 71	164	A	Louisiana	72 57								
274	A	Appalachian St.	56 57	274	H	Appalachian St.	54 52								

Non-Div I Games: Ga. Southwestern 73 42

South Ala.

South Carolina					Through Games Of March 9, 2018						
Average RPI	Win:	121	WON-LOST	WINNING	LAST 10	STRENGTH OF	OPP. STRENGTH	TEAM	ADJ.	CONF.	ADJ CONF.
Average RPI	Loss:	8	RECORD	PCT. RANK	GAMES	SCHEDULE	OF SCHEDULE	RPI	RPI	RPI	RPI
DIV. I ONLY		26- 6	21	8- 2	22	3	11	11	2	2	
DIV. I NON-CONF.		11- 2	22	0- 1	187	7	51	51	2	2	

TOTALS	RPI 1-25		RPI 26-50		W-L RECORDS	RPI 51-100	RPI 101-999		RPI 201+		
26- 6	6- 6		4- 0		OVERALL	5- 0	11- 0		5- 0		
13- 2	3- 2		1- 0		HOME	2- 0	7- 0		5- 0		
8- 3	1- 3		1- 0		AWAY	2- 0	4- 0		0- 0		
5- 1	2- 1		2- 0		NEUTRAL	1- 0	0- 0		0- 0		
11- 2	2- 2		1- 0		NON-CONFERENCE	1- 0	7- 0		5- 0		
6- 1	1- 1		0- 0		HOME	0- 0	5- 0		5- 0		
3- 0	1- 0		0- 0		AWAY	0- 0	2- 0		0- 0		
2- 1	0- 1		1- 0		NEUTRAL	1- 0	0- 0		0- 0		
15- 4	4- 4		3- 0		CONFERENCE	4- 0	4- 0		0- 0		
7- 1	2- 1		1- 0		HOME	2- 0	2- 0		0- 0		
5- 3	0- 3		1- 0		AWAY	2- 0	2- 0		0- 0		
3- 0	2- 0		1- 0		NEUTRAL	0- 0	0- 0		0- 0		

RPI	S	Opponent	Score	RPI	S	Opponent	Score	RPI	S	Opponent	Score	RPI	S	Opponent	Score
1	N	Notre Dame	85 92	26	A	Georgi a	77 65	71	N	St. John's (NY)	76 58	146	H	Arkansas	90 42
2	H	UConn	58 83	26	N	Georgi a	71 49	88	A	Kentucky	81 64	150	A	Vanderbil t	95 82
5	A	Missi ssi ppi St.	53 67	27	H	LSU	57 48	88	H	Kentucky	81 63	161	A	Ole Miss	88 62
5	N	Missi ssi ppi St.	62 51	40	N	Rutgers	78 68	94	A	Al abama	79 66	166	A	Clemson	66 36
9	A	Tennessee	46 65					100	H	Auburn	71 63	175	H	Fl ori da	64 57
9	H	Tennessee	70 86									182	A	Temple	87 60
9	N	Tennessee	73 62									262	H	Col. of Charleston	69 43
15	H	Texas A&M	61 59									303	H	Wofford	94 60
16	A	Maryl and	94 86									307	H	Western Caro.	101 43
18	H	Duke	72 52									316	H	Al abama St.	99 31
23	A	Mi ssouri	74 83									340	H	Savannah St.	99 38
23	H	Mi ssouri	64 54												
LAST 12 Di vi si on I GAMES:															
5	N	Mi ss i ssi ppi St.	62 51	26	A	Georgi a	77 65	175	H	Fl ori da	64 57	5	A	Mi ss i ssi ppi St.	53 67
26	N	Georgi a	71 49	94	A	Al abama	79 66	2	H	UConn	58 83	23	H	Mi ssouri	64 54
9	N	Tennessee	73 62	5	A	Mi ss i ssi ppi St.	53 67								
9	A	Tennessee	46 65	2	H	UConn	58 83								
27	H	LSU	57 48												
88	H	Kentucky	81 63												

Non-Di v I Games:

South Carolina

Average RPI Win:	307	WON-LOST	WINNING	LAST 10	STRENGTH OF	OPP. STRENGTH	TEAM	ADJ.	CONF.	ADJ CONF.
Average RPI Loss:	221	RECORD	PCT. RANK	GAMES	SCHEDULE	OF SCHEDULE	RPI	RPI	RPI	RPI
DIV. I ONLY	9- 17	249	4- 6	348	309	322	322	30	30	
DIV. I NON-CONF.	3- 7	254	0- 0	343	168	314	314	30	30	

TOTALS	RPI 1-25	RPI 26-50	W-L RECORDS	RPI 51-100	RPI 101-999	RPI 201+				
9- 17	0- 0	0- 1	OVERALL	0- 1	9- 15	8- 10				
5- 5	0- 0	0- 0	HOME	0- 0	5- 5	4- 4				
4- 12	0- 0	0- 0	AWAY	0- 0	4- 1	4- 1				
0- 0	0- 0	0- 0	NEUTRAL	0- 0	0- 0	0- 0				
3- 7	0- 0	0- 1	NON-CONFERENCE	0- 1	3- 5	3- 3				
1- 1	0- 0	0- 0	HOME	0- 0	1- 1	1- 1				
2- 6	0- 0	0- 1	AWAY	0- 1	2- 4	2- 2				
0- 0	0- 0	0- 0	NEUTRAL	0- 0	0- 0	0- 0				
6- 10	0- 0	0- 0	CONFERENCE	0- 0	6- 10	5- 7				
4- 4	0- 0	0- 0	HOME	0- 0	4- 4	3- 3				
2- 6	0- 0	0- 0	AWAY	0- 0	2- 6	2- 4				
0- 0	0- 0	0- 0	NEUTRAL	0- 0	0- 0	0- 0				

RPI 1-25				RPI 26-50				RPI 51-100				RPI 101+				Team's RPI: 322
RPI	S	Opponent	Score	RPI	S	Opponent	Score	RPI	S	Opponent	Score	RPI	S	Opponent	Score	
				48	A	Mercer	53 74	68	A	Georgi a Tech	40 86	129	A	Bethune-Cookman	50 68	
												155	A	Charlotte	49 64	
												166	A	Clemson	48 56	
												168	H	N. C. A&T	54 74	
												178	A	Hampton	42 60	
												178	H	Hampton	78 70	
												215	A	Norfol k St.	49 63	
												215	H	Norfol k St.	67 71	
												267	H	Howard	58 68	
												268	A	Morgan St.	55 65	
												272	H	UMES	54 51	
												282	A	Old Domini on	35 52	
												302	A	USC Upstate	44 63	
												307	H	Western Caro.	75 45	
												317	H	N. C. Central	63 81	
												320	A	Coppin St.	39 56	
												320	H	Coppin St.	67 65	
												324	A	Charleston So.	60 58	
												327	H	Ga. Southern	58 61	
												331	A	Delaware St.	44 58	
												337	A	Florida A&M	82 49	
												340	A	Savannah St.	71 60	
												340	H	Savannah St.	80 78	
												344	A	Winthrop	65 37	
LAST 12 Division I GAMES:																
				340	H	Savannah St.	80 78	320	H	Coppin St.	67 65					
				337	A	Florida A&M	82 49	340	A	Savannah St.	71 60					
				317	H	N. C. Central	63 81	268	A	Morgan St.	55 65					
				215	A	Norfol k St.	49 63	320	A	Coppin St.	39 56					
				178	A	Hampton	42 60	178	H	Hampton	78 70					
				168	H	N. C. A&T	54 74	215	H	Norfol k St.	67 71					

Non-Div I Games: Johnson & Wales (NC) 40 Columbia Int'l 82 38

South Carolina St.

■ Loss,
 ■ Non-Conf,
 ■ S Site,
 ■ Home
 ■ Away
 ■ Neutral

South Dakota

Through Games Of March 5, 2018

Average RPI Win: 199	WON-LOST	WINNING	LAST 10	STRENGTH OF	OPP. STRENGTH	TEAM	ADJ.	CONF.	ADJ CONF.
Average RPI Loss: 96	RECORD	PCT. RANK	GAMES	SCHEDULE	OF SCHEDULE	RPI	RPI	RPI	RPI
DIV. I ONLY	23- 5	16	9- 0	191	118	59	59	12	12
DIV. I NON-CONF.	7- 5	132	0- 0	204	53	134	134	16	16

TOTALS	RPI 1-25	RPI 26-50	W-L RECORDS	RPI 51-100	RPI 101-999	RPI 201+			
23- 5	0- 1	3- 0	OVERALL	2- 1	18- 3	11- 0			
11- 1	0- 0	2- 0	HOME	1- 0	8- 1	5- 0			
9- 2	0- 0	1- 0	AWAY	1- 0	7- 2	4- 0			
3- 2	0- 1	0- 0	NEUTRAL	0- 1	3- 0	2- 0			
7- 5	0- 1	1- 0	NON-CONFERENCE	0- 1	6- 3	4- 0			
4- 1	0- 0	1- 0	HOME	0- 0	3- 1	2- 0			
2- 2	0- 0	0- 0	AWAY	0- 0	2- 2	1- 0			
1- 2	0- 1	0- 0	NEUTRAL	0- 1	1- 0	1- 0			
16- 0	0- 0	2- 0	CONFERENCE	2- 0	12- 0	7- 0			
7- 0	0- 0	1- 0	HOME	1- 0	5- 0	3- 0			
7- 0	0- 0	1- 0	AWAY	1- 0	5- 0	3- 0			
2- 0	0- 0	0- 0	NEUTRAL	0- 0	2- 0	1- 0			

RPI 1-25				RPI 26-50				RPI 51-100				RPI 101+			
RPI	S	Opponent	Score	RPI	S	Opponent	Score	RPI	S	Opponent	Score	RPI	S	Opponent	Score
9	N	Tennessee	49 69	30	A	South Dakota St.	67 61	58	N	Oklahoma St.	68 76	104	A	Iowa St.	76 81
				30	H	South Dakota St.	80 75	99	A	Western Ill.	82 58	113	A	SFA	55 77
				47	H	Creighton	73 68	99	H	Western Ill.	92 81	148	A	Wichita St.	62 48
												169	A	Oral Roberts	73 68
												169	H	Oral Roberts	72 55
												169	N	Oral Roberts	65 53
												177	A	Denver	82 60
												177	H	Denver	79 51
												194	H	Tulsa	61 64
												199	H	North Dakota	76 71
												211	H	CSU Bakersfield	66 50
												243	A	Omaha	72 50
												243	H	Omaha	70 46
												247	H	UC Riverside	75 66
												259	N	Indiana St.	71 59
												284	A	North Dakota St.	82 67
												284	H	North Dakota St.	80 54
												311	A	Incarnate Word	81 51
												325	A	Fort Wayne	79 60
												325	H	Fort Wayne	85 43
												325	N	Fort Wayne	83 32

LAST 12 Division I GAMES:															
				169	N	Oral Roberts	65 53	284	H	North Dakota St.	80 54				
				325	N	Fort Wayne	83 32	99	H	Western Ill.	92 81				
				30	H	South Dakota St.	80 75	177	A	Denver	82 60				
				169	H	Oral Roberts	72 55	30	A	South Dakota St.	67 61				
				243	A	Omaha	72 50	243	H	Omaha	70 46				
				325	A	Fort Wayne	79 60	169	A	Oral Roberts	73 68				

Non-Div I Games: Mt. Marty 87 25 Doane 96 54 Bellevue 89 32

South Dakota

Loss, Non-Conf, S Site, H Home A Away N Neutral

South Dakota St.				Through Games Of March 31, 2018						
Average RPI	Win: 181	WON-LOST RECORD	WINNING PCT. RANK	LAST 10 GAMES	STRENGTH OF SCHEDULE	OPP. STRENGTH OF SCHEDULE	TEAM RPI	ADJ. RPI	CONF. RPI	ADJ CONF. RPI
	Loss: 41									
DIV. I ONLY		24- 6	27	9- 1	76	106	30	30	12	12
DIV. I NON-CONF.		10- 4	73	0- 0	28	20	28	28	16	16

TOTALS	RPI 1-25		RPI 26-50		W-L RECORDS		RPI 51-100		RPI 101-999	RPI 201+
24- 6	1- 2		1- 1		OVERALL		5- 3		17- 0	9- 0
12- 2	0- 1		1- 0		HOME		1- 1		10- 0	5- 0
8- 4	0- 1		0- 1		AWAY		3- 2		5- 0	3- 0
4- 0	1- 0		0- 0		NEUTRAL		1- 0		2- 0	1- 0
10- 4	1- 2		1- 1		NON-CONFERENCE		2- 1		6- 0	2- 0
6- 1	0- 1		1- 0		HOME		0- 0		5- 0	2- 0
2- 3	0- 1		0- 1		AWAY		2- 1		0- 0	0- 0
2- 0	1- 0		0- 0		NEUTRAL		0- 0		1- 0	0- 0
14- 2	0- 0		0- 0		CONFERENCE		3- 2		11- 0	7- 0
6- 1	0- 0		0- 0		HOME		1- 1		5- 0	3- 0
6- 1	0- 0		0- 0		AWAY		1- 1		5- 0	3- 0
2- 0	0- 0		0- 0		NEUTRAL		1- 0		1- 0	1- 0

RPI 1-25					
RPI	S	Opponent	Score		
3	H	Louisville	64	68	
17	N	NC State	75	67	
25	A	Green Bay	41	55	

Team's RPI : 30					
RPI	S	Opponent	Score		
34	H	Oklahoma	67	61	
47	A	Creighton	65	72	

RPI 51-100					
RPI	S	Opponent	Score		
52	A	FGCU	78	87	
59	A	South Dakota	75	80	
59	H	South Dakota	61	67	
70	A	Drake	85	78	
75	A	George Washington	97	88	
99	A	Western Ill.	70	42	
99	H	Western Ill.	84	48	
99	N	Western Ill.	80	51	

RPI 101+					
RPI	S	Opponent	Score		
135	H	UNI	57	47	
148	H	Wichita St.	96	64	
155	N	Charlotte	71	70	
169	A	Oral Roberts	77	70	
169	H	Oral Roberts	96	72	
177	A	Denver	69	58	
177	H	Denver	95	59	
199	H	North Dakota	66	52	
206	H	Bowling Green	76	44	
243	A	Omaha	103	54	
243	H	Omaha	89	64	
284	A	North Dakota St.	85	64	
284	H	North Dakota St.	83	63	
284	N	North Dakota St.	87	62	
325	A	Fort Wayne	77	55	
325	H	Fort Wayne	105	49	
339	H	NJIT	92	48	

LAST 12 Division I GAMES:					
99	N	Western Ill.	80	51	
284	N	North Dakota St.	87	62	
325	A	Fort Wayne	77	55	
59	A	South Dakota	75	80	
99	A	Western Ill.	70	42	
169	H	Oral Roberts	96	72	
177	H	Denver	95	59	
243	A	Omaha	103	54	
284	A	North Dakota St.	85	64	
325	H	Fort Wayne	105	49	
59	H	South Dakota	61	67	
99	H	Western Ill.	84	48	

Non-Div I Games:	Dakota Wesleyan	76	63
------------------	-----------------	----	----

South Dakota St.

■ Loss, ■ Non-Conf, S Site, H Home A Away N Neutral

Average RPI Win:	133	WON-LOST	WINNING	LAST 10	STRENGTH OF	OPP. STRENGTH	TEAM	ADJ.	CONF.	ADJ CONF.
Average RPI Loss:	42	RECORD	PCT. RANK	GAMES	SCHEDULE	OF SCHEDULE	RPI	RPI	RPI	RPI
DIV. I ONLY	26- 6	21	9- 1	37	36	14	14	7	7	
DIV. I NON-CONF.	11- 3	45	1- 0	64	2	23	23	7	7	

TOTALS	RPI 1-25	RPI 26-50	W-L RECORDS	RPI 51-100	RPI 101-999	RPI 201+				
26- 6	1- 3	5- 1	OVERALL	3- 1	17- 1	4- 0				
13- 1	1- 1	2- 0	HOME	1- 0	9- 0	3- 0				
8- 3	0- 1	1- 1	AWAY	1- 0	6- 1	1- 0				
5- 2	0- 1	2- 0	NEUTRAL	1- 1	2- 0	0- 0				
11- 3	1- 1	2- 1	NON-CONFERENCE	2- 1	6- 0	3- 0				
6- 0	1- 0	1- 0	HOME	0- 0	4- 0	2- 0				
2- 1	0- 0	0- 1	AWAY	1- 0	1- 0	1- 0				
3- 2	0- 1	1- 0	NEUTRAL	1- 1	1- 0	0- 0				
15- 3	0- 2	3- 0	CONFERENCE	1- 0	11- 1	1- 0				
7- 1	0- 1	1- 0	HOME	1- 0	5- 0	1- 0				
6- 2	0- 1	1- 0	AWAY	0- 0	5- 1	0- 0				
2- 0	0- 0	1- 0	NEUTRAL	0- 0	1- 0	0- 0				

RPI	S	Opponent	Score	RPI	S	Opponent	Score	RPI	S	Opponent	Score	RPI	S	Opponent	Score
1	N	Notre Dame	66 76	27	H	LSU	61 55	65	N	Michigan St.	73 83	102	A	Cincinnati	69 46
2	A	UConn	53 82	33	N	Dayton	93 87	71	N	St. John's (NY)	68 59	102	H	Cincinnati	84 65
2	H	UConn	49 100	34	A	Oklahoma	74 79	75	A	George Washington	83 78	112	N	Washington St.	82 45
6	H	Ohio St.	84 65	45	A	UCF	77 68	78	H	Houston	81 65	122	A	Tulane	63 53
				45	H	UCF	62 45					122	H	Tulane	75 46
				45	N	UCF	74 59					123	H	Butler	71 55

LAST 12 Division I GAMES:															
				45	N	UCF	74 59	213	H	SMU	64 54	148	A	Wichita St.	56 64
				192	N	East Carolina	80 44	6	H	Ohio St.	84 65	179	H	Southern U.	108 48
				2	A	UConn	53 82	192	H	East Carolina	88 47	182	A	Temple	89 73
				102	H	Cincinnati	84 65	122	A	Tulane	63 53	182	H	Temple	76 60
				78	H	Houston	81 65	194	A	Tulsa	71 57	191	A	Memphis	81 62
				45	A	UCF	77 68	182	H	Temple	76 60	192	H	East Carolina	88 47
												192	N	East Carolina	80 44
												194	A	Tulsa	71 57
												209	H	Arkansas St.	98 55
												213	H	SMU	64 54
												300	A	FIU	82 52
												309	H	Houston Baptist	90 43

Non-Div I Games:

South Fla.

Average RPI		Win: 287	WON-LOST RECORD	WINNING PCT. RANK	LAST 10 GAMES	STRENGTH OF SCHEDULE	OPP. STRENGTH OF SCHEDULE	TEAM RPI	ADJ. RPI	CONF. RPI	ADJ. CONF. RPI
Loss: 143			12- 17	226	4- 6	197	281	232	232	25	25
DIV. I ONLY											
DIV. I NON-CONF.			3- 7	254	0- 0	49	223	190	190	27	27
TOTALS		RPI 1-25		RPI 26-50		W-L RECORDS	RPI 51-100	RPI 101-999		RPI 201+	
12- 17	0- 1		0- 1		OVERALL	0- 2	12- 13		10- 2		
7- 5	0- 0		0- 0		HOME	0- 1	7- 4		6- 1		
4- 11	0- 0		0- 0		AWAY	0- 0	4- 1		4- 0		
1- 1	0- 0		0- 0		NEUTRAL	0- 0	1- 1		0- 0		
3- 7	0- 1		0- 1		NON-CONFERENCE	0- 1	3- 4		2- 0		
2- 1	0- 0		0- 0		HOME	0- 0	2- 1		2- 0		
0- 6	0- 1		0- 1		AWAY	0- 1	0- 3		0- 0		
1- 0	0- 0		0- 0		NEUTRAL	0- 0	1- 0		0- 0		
9- 10	0- 0		0- 0		CONFERENCE	0- 1	9- 9		8- 2		
5- 4	0- 0		0- 0		HOME	0- 1	5- 3		4- 1		
4- 5	0- 0		0- 0		AWAY	0- 0	4- 5		4- 1		
0- 1	0- 0		0- 0		NEUTRAL	0- 0	0- 1		0- 0		

RPI 1-25					
RPI	S	Opponent	Score		
3	A	Louisville	40	80	
RPI 26-50					
RPI	S	Opponent	Score		
37	A	Ball St.	56	69	
RPI 51-100					
RPI	S	Opponent	Score		
57	H	Belmont	57	67	
99	A	Western Ill.	59	87	
RPI 101+					
RPI	S	Opponent	Score		
102	A	Cincinnati	52	65	
108	A	George Mason	38	57	
119	N	Saint Francis (PA)	82	50	
156	A	UT Martin	65	72	
156	H	UT Martin	68	69	
156	N	UT Martin	60	63	
162	A	Jacksonville St.	48	55	
163	A	SIUE	57	65	
163	H	SIUE	72	62	
172	H	Southern Ill.	74	79	
183	A	Kansas	50	51	
190	A	Morehead St.	58	60	
190	H	Morehead St.	56	59	
249	A	Austin Peay	65	66	
249	H	Austin Peay	50	61	
266	H	Bradley	57	53	
292	A	Murray St.	85	74	
292	H	Murray St.	80	70	
311	A	Tennessee Tech	70	66	
315	A	Eastern Ky.	66	52	
315	H	Eastern Ky.	69	55	
330	H	Tennessee St.	71	66	
345	A	Eastern Ill.	77	54	
345	H	Eastern Ill.	51	48	
349	H	Evansville	74	65	
LAST 12 Division I GAMES:					
156	N	UT Martin	60	63	
156	H	UT Martin	68	69	
315	A	Eastern Ky.	66	52	
163	H	SIUE	72	62	
345	H	Eastern Ill.	51	48	
156	A	UT Martin	65	72	
190	A	Morehead St.	58	60	
249	H	Austin Peay	50	61	
292	H	Murray St.	80	70	
162	A	Jacksonville St.	48	55	
311	A	Tennessee Tech	70	66	
345	A	Eastern Ill.	77	54	

Southeast Mo. St.

Average RPI Win:	254	WON-LOST	WINNING	LAST 10	STRENGTH OF	OPP. STRENGTH	TEAM	ADJ.	CONF.	ADJ CONF.
Average RPI Loss:	192	RECORD	PCT. RANK	GAMES	SCHEDULE	OF SCHEDULE	RPI	RPI	RPI	RPI
DIV. I ONLY	8- 21	280	5- 5	269	277	299	299	26	26	
DIV. I NON-CONF.	1- 10	327	0- 0	171	185	295	295	26	26	

TOTALS	RPI 1-25	RPI 26-50	W-L RECORDS	RPI 51-100	RPI 101-999	RPI 201+				
8- 21	0- 0	0- 1	OVERALL	0- 3	8- 17	6- 12				
4- 8	0- 0	0- 0	HOME	0- 1	4- 7	3- 6				
4- 12	0- 0	0- 1	AWAY	0- 2	4- 9	3- 6				
0- 1	0- 0	0- 0	NEUTRAL	0- 0	0- 1	0- 0				
1- 10	0- 0	0- 1	NON-CONFERENCE	0- 2	1- 7	0- 4				
0- 3	0- 0	0- 0	HOME	0- 0	0- 3	0- 2				
1- 6	0- 0	0- 1	AWAY	0- 2	1- 3	0- 2				
0- 1	0- 0	0- 0	NEUTRAL	0- 0	0- 1	0- 0				
7- 11	0- 0	0- 0	CONFERENCE	0- 1	7- 10	6- 8				
4- 5	0- 0	0- 0	HOME	0- 1	4- 4	3- 4				
3- 6	0- 0	0- 0	AWAY	0- 0	3- 6	3- 4				
0- 0	0- 0	0- 0	NEUTRAL	0- 0	0- 0	0- 0				

RPI	S	Opponent	Score	RPI	S	Opponent	Score	RPI	S	Opponent	Score	RPI	S	Opponent	Score	Team's RPI: 299
27	A	LSU	56 84	69	A	TCU	62 112	102	A	Cincinnati	43 82	113	A	SFA	67 79	
				91	H	Lamar University	58 75	127	A	Central Ark.	47 63	127	H	Central Ark.	78 70	
				100	A	Auburn	46 80	129	A	Bethune-Cookman	60 58	149	N	Kent St.	60 81	
								164	H	Louisiana	56 68	220	A	Akron	54 66	
								222	A	New Orleans	73 82	222	H	New Orleans	71 74	
								223	A	A&M-Corpus Christi	52 56	229	A	Nicholls St.	66 57	
								229	H	Nicholls St.	64 79	230	A	Grambling	52 61	
								255	A	Abilene Christian	80 86	255	H	Abilene Christian	78 76	
								278	A	McNeese	47 69	278	H	McNeese	65 77	
								290	H	Alcorn	77 84	309	A	Houston Baptist	76 61	
								311	H	Incarinate Word	65 54	314	H	Alabama A&M	74 76	
								335	H	Sam Houston St.	52 57	336	A	Northwestern St.	64 54	
								336	H	Northwestern St.	71 65					
LAST 12 Division I GAMES:																
229	H	Nicholls St.	64 79	311	H	Incarinate Word	65 54	127	H	Central Ark.	78 70	223	A	A&M-Corpus Christi	52 56	
222	H	New Orleans	71 74	127	H	Central Ark.	78 70	229	A	Nicholls St.	66 57	335	H	Sam Houston St.	52 57	
336	A	Northwestern St.	64 54	229	A	Nicholls St.	66 57	336	H	Northwestern St.	71 65					
255	H	Abilene Christian	78 76													
222	A	New Orleans	73 82													
278	A	McNeese	47 69													

Non-Div I Games:

Southeastern La.

Average RPI Win:	251	WON-LOST	WINNING	LAST 10	STRENGTH OF	OPP. STRENGTH	TEAM	ADJ.	CONF.	ADJ CONF.
Average RPI Loss:	137	RECORD	PCT. RANK	GAMES	SCHEDULE	OF SCHEDULE	RPI	RPI	RPI	RPI
DIV. I ONLY	15- 13	155	5- 5	195	261	172	172	24	24	
DIV. I NON-CONF.	4- 6	214	0- 0	62	228	129	129	21	21	

TOTALS	RPI 1-25	RPI 26-50	W-L RECORDS	RPI 51-100	RPI 101-999	RPI 201+				
15- 13	0- 0	0- 1	OVERALL	1- 6	14- 6	11- 3				
8- 4	0- 0	0- 0	HOME	1- 2	7- 2	5- 1				
7- 7	0- 0	0- 0	AWAY	0- 0	7- 1	6- 1				
0- 2	0- 0	0- 1	NEUTRAL	0- 1	0- 0	0- 0				
4- 6	0- 0	0- 1	NON-CONFERENCE	0- 3	4- 2	2- 0				
1- 2	0- 0	0- 0	HOME	0- 1	1- 1	0- 0				
3- 2	0- 0	0- 0	AWAY	0- 1	3- 1	2- 0				
0- 2	0- 0	0- 1	NEUTRAL	0- 1	0- 0	0- 0				
11- 7	0- 0	0- 0	CONFERENCE	1- 3	10- 4	9- 3				
7- 2	0- 0	0- 0	HOME	1- 1	6- 1	5- 1				
4- 5	0- 0	0- 0	AWAY	0- 2	4- 3	4- 2				
0- 0	0- 0	0- 0	NEUTRAL	0- 0	0- 0	0- 0				

RPI 1-25				RPI 26-50				RPI 51-100				RPI 101+ Team's RPI: 172			
RPI	S	Opponent	Score	RPI	S	Opponent	Score	RPI	S	Opponent	Score	RPI	S	Opponent	Score
				50	N	Miami (FL)	65 75	56	H	Western Ky.	49 75	135	A	UNI	63 71
								70	A	Drake	73 84	135	H	UNI	60 53
								70	H	Drake	64 75	156	H	UT Martin	84 72
								80	A	UAB	66 76	163	H	SIUE	53 57
								83	N	Albany (NY)	57 68	190	A	Morehead St.	81 85
								97	A	Missouri St.	61 79	191	A	Memphis	68 56
								97	H	Missouri St.	71 69	232	A	Southeast Mo. St.	79 74
												241	A	Illinois St.	46 49
												241	H	Illinois St.	36 39
												259	A	Indiana St.	64 45
												259	H	Indiana St.	54 43
												266	A	Bradley	63 62
												266	H	Bradley	62 53
												298	A	Valparaiso	88 86
												298	H	Valparaiso	74 63
												304	A	Loyola Chicago	53 62
												304	H	Loyola Chicago	62 46
												310	A	Marshall	64 59
												349	A	Evansville	74 62
												349	H	Evansville	66 41
LAST 12 Division I GAMES:															
				349	H	Evansville	66 41	241	H	Illinois St.	36 39				
				259	H	Indiana St.	54 43	135	A	UNI	63 71				
				97	A	Missouri St.	61 79	70	A	Drake	73 84				
				304	A	Loyola Chicago	53 62	97	H	Missouri St.	71 69				
				298	A	Valparaiso	88 86	298	H	Valparaiso	74 63				
				266	H	Bradley	62 53	304	H	Loyola Chicago	62 46				

Non-Div I Games: Martin Methodist 60 50

Southern Ill.

Average RPI Win:	220	WON-LOST	WINNING	LAST 10	STRENGTH OF	OPP. STRENGTH	TEAM	ADJ.	CONF.	ADJ CONF.
Average RPI Loss:	156	RECORD	PCT. RANK	GAMES	SCHEDULE	OF SCHEDULE	RPI	RPI	RPI	RPI
DIV. I ONLY	13- 14	195	4- 6	229	153	205	205	18	18	
DIV. I NON-CONF.	6- 5	153	0- 0	327	112	236	236	20	20	

TOTALS	RPI 1-25	RPI 26-50	W-L RECORDS	RPI 51-100	RPI 101-999	RPI 201+				
13- 14	0- 1	0- 0	OVERALL	2- 2	11- 11	7- 4				
10- 4	0- 0	0- 0	HOME	1- 0	9- 4	6- 2				
3- 10	0- 1	0- 0	AWAY	1- 2	2- 7	1- 2				
0- 0	0- 0	0- 0	NEUTRAL	0- 0	0- 0	0- 0				
6- 5	0- 1	0- 0	NON-CONFERENCE	0- 1	6- 3	5- 0				
5- 1	0- 0	0- 0	HOME	0- 0	5- 1	4- 0				
1- 4	0- 1	0- 0	AWAY	0- 1	1- 2	1- 0				
0- 0	0- 0	0- 0	NEUTRAL	0- 0	0- 0	0- 0				
7- 9	0- 0	0- 0	CONFERENCE	2- 1	5- 8	2- 4				
5- 3	0- 0	0- 0	HOME	1- 0	4- 3	2- 2				
2- 6	0- 0	0- 0	AWAY	1- 1	1- 5	0- 2				
0- 0	0- 0	0- 0	NEUTRAL	0- 0	0- 0	0- 0				

RPI 1-25				RPI 26-50				RPI 51-100				RPI 101+				Team's RPI: 205
RPI	S	Opponent	Score	RPI	S	Opponent	Score	RPI	S	Opponent	Score	RPI	S	Opponent	Score	
5	A	Mississippi St.	56 91					56	A	Western Ky.	60 81	103	A	Middle Tenn.	61 53	
								56	H	Western Ky.	69 63	107	A	Rice	56 62	
								68	A	Georgia Tech	44 63	122	H	Tulane	66 58	
								80	A	UAB	80 63	124	A	Louisiana Tech	57 89	
												124	H	Louisiana Tech	65 50	
												155	A	Charlotte	56 66	
												155	H	Charlotte	79 85	
												160	A	Samford	56 61	
												161	A	Ole Miss	59 68	
												165	H	South Ala.	57 78	
												176	H	UTEP	60 53	
												219	A	Fla. Atlantic	74 89	
												224	A	North Texas	62 71	
												264	H	UTSA	83 60	
												282	H	Old Dominion	55 74	
												290	H	Alcorn	72 67	
												300	H	FIU	70 74	
												310	H	Marshall	70 61	
												316	H	Alabama St.	72 35	
												335	H	Sam Houston St.	58 38	
												336	A	Northwestern St.	71 59	
												342	H	Mississippi Val.	84 69	

LAST 12 Division I GAMES:																
300	H	FIU	70 74	282	H	Old Dominion	55 74									
56	H	Western Ky.	69 63	310	H	Marshall	70 61									
176	H	UTEP	60 53	107	A	Rice	56 62									
219	A	Fla. Atlantic	74 89	264	H	UTSA	83 60									
124	A	Louisiana Tech	57 89	155	H	Charlotte	79 85									
224	A	North Texas	62 71	103	A	Middle Tenn.	61 53									

Non-Div I Games: William Carey 82 44 Blue Mountain (MS) 96 46

Southern Miss.

Average RPI Win:	297	WON-LOST	WINNING	LAST 10	STRENGTH OF	OPP. STRENGTH	TEAM	ADJ.	CONF.	ADJ CONF.
Average RPI Loss:	151	RECORD	PCT. RANK	GAMES	SCHEDULE	OF SCHEDULE	RPI	RPI	RPI	RPI
DIV. I ONLY	14- 12	152	7- 3	279	324	179	179	32	32	
DIV. I NON-CONF.	0- 8	337	0- 0	46	19	274	274	32	32	

TOTALS	RPI 1-25	RPI 26-50	W-L RECORDS	RPI 51-100	RPI 101-999	RPI 201+				
14- 12	0- 1	0- 0	OVERALL	0- 4	14- 7	14- 5				
8- 1	0- 0	0- 0	HOME	0- 0	8- 1	8- 1				
6- 10	0- 1	0- 0	AWAY	0- 3	6- 6	6- 4				
0- 1	0- 0	0- 0	NEUTRAL	0- 1	0- 0	0- 0				
0- 8	0- 1	0- 0	NON-CONFERENCE	0- 4	0- 3	0- 1				
0- 0	0- 0	0- 0	HOME	0- 0	0- 0	0- 0				
0- 7	0- 1	0- 0	AWAY	0- 3	0- 3	0- 1				
0- 1	0- 0	0- 0	NEUTRAL	0- 1	0- 0	0- 0				
14- 4	0- 0	0- 0	CONFERENCE	0- 0	14- 4	14- 4				
8- 1	0- 0	0- 0	HOME	0- 0	8- 1	8- 1				
6- 3	0- 0	0- 0	AWAY	0- 0	6- 3	6- 3				
0- 0	0- 0	0- 0	NEUTRAL	0- 0	0- 0	0- 0				

RPI 1-25				RPI 26-50				RPI 51-100				RPI 101+				Team's RPI: 179
RPI	S	Opponent	Score	RPI	S	Opponent	Score	RPI	S	Opponent	Score	RPI	S	Opponent	Score	
14	A	South Fla.	48 108					53	A	Indiana	49 64	129	A	Bethune-Cookman	56 68	
								58	A	Oklahoma St.	66 94	165	A	South Ala.	65 69	
								84	N	Toledo	76 81	203	A	Wisconsin	74 77	
								100	A	Auburn	47 65	221	A	Texas Southern	67 57	
												221	H	Texas Southern	60 66	
												230	A	Grambling	71 79	
												230	H	Grambling	63 44	
												244	A	Prairie View	62 69	
												244	H	Prairie View	96 58	
												290	A	Alcorn	75 55	
												290	H	Alcorn	64 56	
												297	A	Jackson St.	68 58	
												297	H	Jackson St.	86 76	
												314	A	Alabama A&M	58 46	
												314	H	Alabama A&M	77 62	
												316	A	Alabama St.	56 58	
												316	H	Alabama St.	66 58	
												333	A	Ark. -Pine Bluff	71 52	
												333	H	Ark. -Pine Bluff	59 46	
												342	A	Mississippi Val.	70 54	
												342	H	Mississippi Val.	66 58	

LAST 12 Division I GAMES:																
244	H	Prairie View	96 58	333	H	Ark. -Pine Bluff	59 46									
221	H	Texas Southern	60 66	297	A	Jackson St.	68 58									
290	A	Alcorn	75 55	230	A	Grambling	71 79									
314	A	Alabama A&M	58 46	290	H	Alcorn	64 56									
316	A	Alabama St.	56 58	314	H	Alabama A&M	77 62									
342	H	Mississippi Val.	66 58	316	H	Alabama St.	66 58									

Non-Div I Games: Mobile 86 54

Southern U.

RPI	S	Opponent	Score
7	A	Oregon	38 98

RPI	S	Opponent	Score
38	H	Northern Colo.	54 60

RPI	S	Opponent	Score
66	H	UC Davis	59 85

RPI	S	Opponent	Score
126	A	Portland St.	66 70
141	A	Eastern Wash.	41 58
141	H	Eastern Wash.	49 70
145	A	Weber St.	50 65
145	H	Weber St.	64 77
151	A	Idaho	51 74
151	H	Idaho	57 65
153	A	Idaho St.	39 66
153	H	Idaho St.	76 70
153	N	Idaho St.	49 59
154	A	BYU	67 75
159	H	Binghamton	66 72
167	A	San Diego	59 72
185	H	UC Irvine	64 71
199	H	North Dakota	53 68
204	A	Montana St.	71 91
204	H	Montana St.	57 63
211	H	CSU Bakersfield	45 46
236	A	Montana	71 81
236	H	Montana	65 74
248	A	Grand Canyon	54 59
275	A	Sacramento St.	77 79
277	A	Aризона	74 76
306	A	Northern Ariz.	60 57
306	H	Northern Ari z.	55 72
313	H	Utah St.	70 67
321	A	Utah Valley	61 69

RPI	S	Opponent	Score
153	N	Idaho St.	49 59
151	H	Idaho	57 65
141	H	Eastern Wash.	49 70
275	A	Sacramento St.	77 79
126	A	Portland St.	66 70
38	H	Northern Colo.	54 60

RPI	S	Opponent	Score
199	H	North Dakota	53 68
306	H	Northern Ari z.	55 72
153	A	Idaho St.	39 66
145	A	Weber St.	50 65
204	H	Montana St.	57 63
236	H	Montana	65 74

Southern Utah

Southern Utah

Average RPI Win:	236	WON-LOST	WINNING	LAST 10	STRENGTH OF	OPP. STRENGTH	TEAM	ADJ.	CONF.	ADJ CONF.
Average RPI Loss:	133	RECORD	PCT. RANK	GAMES	SCHEDULE	OF SCHEDULE	RPI	RPI	RPI	RPI
DIV. I ONLY	8- 22	288	1- 9	112	180	257	257	13	13	
DIV. I NON-CONF.	5- 8	220	0- 0	105	212	197	197	10	10	

TOTALS	RPI 1-25	RPI 26-50	W-L RECORDS	RPI 51-100	RPI 101-999	RPI 201+				
8- 22	0- 1	0- 1	OVERALL	2- 7	6- 13	5- 4				
5- 9	0- 1	0- 0	HOME	1- 3	4- 5	3- 0				
2- 13	0- 0	0- 1	AWAY	1- 4	1- 8	1- 4				
1- 0	0- 0	0- 0	NEUTRAL	0- 0	1- 0	1- 0				
5- 8	0- 1	0- 0	NON-CONFERENCE	2- 3	3- 4	2- 2				
3- 3	0- 1	0- 0	HOME	1- 1	2- 1	1- 0				
1- 5	0- 0	0- 0	AWAY	1- 2	0- 3	0- 2				
1- 0	0- 0	0- 0	NEUTRAL	0- 0	1- 0	1- 0				
3- 14	0- 0	0- 1	CONFERENCE	0- 4	3- 9	3- 2				
2- 6	0- 0	0- 0	HOME	0- 2	2- 4	2- 0				
1- 8	0- 0	0- 1	AWAY	0- 2	1- 5	1- 2				
0- 0	0- 0	0- 0	NEUTRAL	0- 0	0- 0	0- 0				

RPI 1-25				RPI 26-50				RPI 51-100				RPI 101+ Team's RPI: 257			
RPI	S	Opponent	Score	RPI	S	Opponent	Score	RPI	S	Opponent	Score	RPI	S	Opponent	Score
19	H	Buffalo	59 76	33	A	Dayton	59 80	72	A	Duquesne	59 73	108	A	George Mason	63 78
								72	H	Duquesne	73 76	108	A	George Mason	79 89
								75	H	George Washington	56 63	108	H	George Mason	63 76
								76	A	Navy	48 86	114	H	Del aware	52 53
								83	A	Albany (NY)	52 69	120	A	Saint Louis	55 78
								84	H	Tol edo	39 58	134	H	Saint Joseph's	64 70
								85	A	Fordham	48 72	187	H	Davi dson	68 75
								90	A	Bucknel l	59 48	195	H	Ri chmond	57 79
								93	H	Penn St.	65 62	196	A	Si ena	62 70
												201	H	Eastern Mi ch.	70 51
												233	H	Ni agara	76 58
												242	A	Hofstra	68 71
												246	A	La Salle	63 66
												276	H	Massachusetts	69 59
												281	A	VCU	75 77
												285	A	Canisius	69 71
												323	N	UMBC	63 54
												334	A	Rhode Island	77 72
												334	H	Rhode Island	81 70

LAST 12 Division I GAMES:															
108	A	George Mason	79 89	75	H	George Washington	56 63								
72	H	Duquesne	73 76	108	H	George Mason	63 76								
334	A	Rhode Island	77 72	72	A	Duquesne	59 73								
108	A	George Mason	63 78	85	A	Fordham	48 72								
195	H	Ri chmond	57 79	187	H	Davi dson	68 75								
281	A	VCU	75 77	334	H	Rhode Island	81 70								

Non-Div I Games:

St. Bonaventure

S
t
.
F
r
a
n
c
i
s
B
r
o
o
k
l
y
n

St. Francis Brooklyn					Through Games Of March 5, 2018										
Average RPI	Win:	271	WON-LOST	WINNING	LAST 10	STRENGTH OF	OPP. STRENGTH	TEAM	ADJ.	CONF.	ADJ CONF.				
Average RPI	Loss:	215	RECORD	PCT. RANK	GAMES	SCHEDULE	OF SCHEDULE	RPI	RPI	RPI	RPI				
DIV. I ONLY	13- 16	213	6- 4	318	333	265	265	29	29						
DIV. I NON-CONF.	4- 7	226	0- 0	300	327	280	280	29	29						

TOTALS	RPI 1-25		RPI 26-50		W-L RECORDS	RPI 51-100		RPI 101-999		RPI 201+					
13- 16	0- 0		0- 0		OVERALL	0- 1		13- 15		11- 10					
9- 4	0- 0		0- 0		HOME	0- 0		9- 4		7- 2					
4- 11	0- 0		0- 0		AWAY	0- 1		4- 10		4- 7					
0- 1	0- 0		0- 0		NEUTRAL	0- 0		0- 1		0- 1					
4- 7	0- 0		0- 0		NON-CONFERENCE	0- 1		4- 6		3- 4					
3- 1	0- 0		0- 0		HOME	0- 0		3- 1		2- 0					
1- 5	0- 0		0- 0		AWAY	0- 1		1- 4		1- 3					
0- 1	0- 0		0- 0		NEUTRAL	0- 0		0- 1		0- 1					
9- 9	0- 0		0- 0		CONFERENCE	0- 0		9- 9		8- 6					
6- 3	0- 0		0- 0		HOME	0- 0		6- 3		5- 2					
3- 6	0- 0		0- 0		AWAY	0- 0		3- 6		3- 4					
0- 0	0- 0		0- 0		NEUTRAL	0- 0		0- 0		0- 0					

RPI 1-25				RPI 26-50				RPI 51-100				RPI 101+ Team's RPI: 265			
RPI	S	Opponent	Score	RPI	S	Opponent	Score	RPI	S	Opponent	Score	RPI	S	Opponent	Score
								71	A	St. John's (NY)	49 73	119	A	Saint Francis (PA)	75 90
												119	H	Saint Francis (PA)	71 94
												121	A	Seton Hall	50 84
												133	A	Robert Morris	36 59
												133	H	Robert Morris	49 47
												152	H	Army West Point	73 52
												190	H	Morehead St.	59 73
												215	N	Norfolk St.	51 52
												219	A	Fla. Atlantic	60 80
												234	H	Loyola Maryland	64 47
												253	A	Sacred Heart	60 66
												253	H	Sacred Heart	63 48
												261	A	Manhattan	54 57
												267	A	Howard	69 72
												271	A	LIU Brooklyn	59 61
												271	H	LIU Brooklyn	64 54
												286	A	Fairleigh Dickinson	58 45
												286	H	Fairleigh Dickinson	62 70
												291	A	Central Conn. St.	78 70
												291	H	Central Conn. St.	77 83
												293	A	Mt. St. Mary's	75 56
												293	H	Mt. St. Mary's	82 73
												295	A	Bryant	63 73
												295	H	Bryant	66 60
												329	A	Wagner	47 50
												329	H	Wagner	80 76
												341	H	Iona	72 63
												347	A	Saint Peter's	64 49

LAST 12 Division I GAMES:															
295 H Bryant 66 60				119 H Saint Francis (PA) 71 94				293 A Mt. St. Mary's 75 56				341 H Iona 72 63			
291 H Central Conn. St. 77 83				329 A Wagner 47 50				253 H Sacred Heart 63 48				347 A Saint Peter's 64 49			
286 A Fairleigh Dickinson 58 45				286 H Fairleigh Dickinson 62 70											
253 A Sacred Heart 60 66				271 H LIU Brooklyn 64 54											
271 H LIU Brooklyn 64 54				295 A Bryant 63 73											
133 H Robert Morris 49 47															

S
t
.
F
r
a
n
c
i
s
B
r
o
o
k
l
y
n

Non-Div I Games:

St. Francis Brooklyn

Average RPI	Win:	125	WON-LOST	WINNING	LAST 10	STRENGTH OF	OPP. STRENGTH	TEAM	ADJ.	CONF.	ADJ CONF.
Average RPI	Loss:	64	RECORD	PCT. RANK	GAMES	SCHEDULE	OF SCHEDULE	RPI	RPI	RPI	RPI
DIV. I ONLY		16- 14		157	4- 6	18	62	71	71	6	6
DIV. I NON-CONF.		7- 4		102	0- 0	6	60	37	37	6	6

TOTALS	RPI 1-25		RPI 26-50		W-L RECORDS	RPI 51-100		RPI 101-999		RPI 201+	
16- 14	0- 7		3- 3		OVERALL	4- 1		9- 3		3- 2	
10- 5	0- 3		2- 0		HOME	2- 1		6- 1		2- 1	
5- 6	0- 2		1- 2		AWAY	2- 0		2- 2		1- 1	
1- 3	0- 2		0- 1		NEUTRAL	0- 0		1- 0		0- 0	
7- 4	0- 3		1- 0		NON-CONFERENCE	2- 1		4- 0		1- 0	
4- 2	0- 1		0- 0		HOME	1- 1		3- 0		1- 0	
2- 0	0- 0		1- 0		AWAY	1- 0		0- 0		0- 0	
1- 2	0- 2		0- 0		NEUTRAL	0- 0		1- 0		0- 0	
9- 10	0- 4		2- 3		CONFERENCE	2- 0		5- 3		2- 2	
6- 3	0- 2		2- 0		HOME	1- 0		3- 1		1- 1	
3- 6	0- 2		0- 2		AWAY	1- 0		2- 2		1- 1	
0- 1	0- 0		0- 1		NEUTRAL	0- 0		0- 0		0- 0	

RPI 1-25				RPI 26-50				RPI 51-100				RPI 101+			
RPI	S	Opponent	Score	RPI	S	Opponent	Score	RPI	S	Opponent	Score	RPI	S	Opponent	Score
11	N	South Carolina	58 76	28	A	Villanova	52 69	63	H	James Madison	81 64	105	N	Western Mich.	76 48
14	N	South Fla.	59 68	28	H	Villanova	70 64	83	A	Albany (NY)	71 66	121	A	Seton Hall	57 62
19	H	Buffalo	72 73	47	A	Creighton	39 53	85	H	Fordham	64 67	121	H	Seton Hall	75 56
22	A	Marquette	72 74	47	H	Creighton	72 65	96	A	Georgetown	71 63	123	A	Butler	73 55
22	H	Marquette	57 76	47	N	Creighton	58 66	96	H	Georgetown	64 41	123	H	Butler	76 38
24	A	DePaul	67 76	50	A	Miami (FL)	74 64					158	H	William & Mary	92 81
24	H	DePaul	54 67									183	H	Kansas	65 53

LAST 12 Division I GAMES:															
47	N	Creighton	58 66	226	H	Xavier	70 36								
22	H	Marquette	57 76	123	H	Butler	76 38								
24	H	DePaul	54 67	214	A	Providence	68 70								
121	H	Seton Hall	75 56	47	A	Creighton	39 53								
96	A	Georgetown	71 63	121	A	Seton Hall	57 62								
28	A	Villanova	52 69	28	H	Villanova	70 64								

Non-Div I Games:

St. John's (NY)

Average RPI Win:	243	WON-LOST	WINNING	LAST 10	STRENGTH OF	OPP. STRENGTH	TEAM	ADJ.	CONF.	ADJ CONF.
Average RPI Loss:	142	RECORD	PCT. RANK	GAMES	SCHEDULE	OF SCHEDULE	RPI	RPI	RPI	RPI
DIV. I ONLY	15- 14	166	5- 5	226	212	197	197	23	23	
DIV. I NON-CONF.	7- 7	170	0- 0	128	123	155	155	22	22	

TOTALS	RPI 1-25	RPI 26-50	W-L RECORDS	RPI 51-100	RPI 101-999	RPI 201+				
15- 14	0- 2	0- 0	OVERALL	0- 6	15- 6	10- 5				
9- 4	0- 0	0- 0	HOME	0- 2	9- 2	6- 1				
4- 6	0- 2	0- 0	AWAY	0- 2	4- 2	3- 2				
2- 4	0- 0	0- 0	NEUTRAL	0- 2	2- 2	1- 2				
7- 7	0- 2	0- 0	NON-CONFERENCE	0- 2	7- 3	2- 2				
4- 1	0- 0	0- 0	HOME	0- 0	4- 1	1- 0				
1- 2	0- 2	0- 0	AWAY	0- 0	1- 0	0- 0				
2- 4	0- 0	0- 0	NEUTRAL	0- 2	2- 2	1- 2				
8- 7	0- 0	0- 0	CONFERENCE	0- 4	8- 3	8- 3				
5- 3	0- 0	0- 0	HOME	0- 2	5- 1	5- 1				
3- 4	0- 0	0- 0	AWAY	0- 2	3- 2	3- 2				
0- 0	0- 0	0- 0	NEUTRAL	0- 0	0- 0	0- 0				

RPI 1-25				RPI 26-50				RPI 51-100				RPI 101+				Team's RPI: 197
RPI	S	Opponent	Score	RPI	S	Opponent	Score	RPI	S	Opponent	Score	RPI	S	Opponent	Score	
8	A	Florida St.	39 84					52	A	FGCU	40 80	106	H	Chattanooga	78 67	
12	A	Texas	59 95					52	H	FGCU	60 74	137	H	Texas St.	61 54	
								56	N	Western Ky.	58 66	163	A	SIUE	65 61	
								86	N	Wright St.	59 64	175	N	Florida	85 71	
								98	A	Jacksonville	63 73	193	H	High Point	64 69	
								98	H	Jacksonville	54 61	195	H	Richmond	72 67	
												214	N	Providence	45 56	
												240	A	North Florida	68 51	
												240	H	North Florida	68 55	
												240	H	North Florida	55 63	
												254	H	Northern Ky.	67 56	
												260	A	Lipscomb	59 55	
												260	H	Lipscomb	91 71	
												279	N	UMKC	50 67	
												301	A	Kennesaw St.	49 66	
												301	H	Kennesaw St.	96 53	
												302	A	USC Upstate	64 69	
												302	H	USC Upstate	62 61	
												331	N	Delaware St.	58 43	
												339	A	NJIT	72 53	
												339	H	NJIT	73 55	

LAST 12 Division I GAMES:																
240	H	North Florida	55 63	98	H	Jacksonville	54 61									
52	H	FGCU	60 74	240	A	North Florida	68 51									
260	H	Lipscomb	91 71	98	A	Jacksonville	63 73									
301	H	Kennesaw St.	96 53	240	H	North Florida	68 55									
302	A	USC Upstate	64 69	301	A	Kennesaw St.	49 66									
339	A	NJIT	72 53	260	A	Lipscomb	59 55									

Non-Div I Games: Thomas (GA) 92 41 Webber Int'l 67 30

Stetson

Average RPI Win: 267	WON-LOST RECORD	WINNING PCT. RANK	LAST 10 GAMES	STRENGTH OF SCHEDULE	OPP. STRENGTH OF SCHEDULE	TEAM RPI	ADJ. RPI	CONF. RPI	ADJ CONF. RPI
Average RPI Loss: 127									
DIV. I ONLY	17- 12	118	7- 3	300	248	186	186	20	20
DIV. I NON-CONF.	7- 5	132	0- 0	334	244	224	224	24	24

TOTALS	RPI 1-25	RPI 26-50	W-L RECORDS	RPI 51-100	RPI 101-999	RPI 201+			
17- 12	0- 0	0- 1	OVERALL	1- 4	16- 7	13- 1			
8- 5	0- 0	0- 0	HOME	1- 1	7- 4	7- 0			
9- 6	0- 0	0- 1	AWAY	0- 3	9- 2	6- 1			
0- 1	0- 0	0- 0	NEUTRAL	0- 0	0- 1	0- 0			
7- 5	0- 0	0- 1	NON-CONFERENCE	0- 1	7- 3	7- 1			
4- 1	0- 0	0- 0	HOME	0- 0	4- 1	4- 0			
3- 4	0- 0	0- 1	AWAY	0- 1	3- 2	3- 1			
0- 0	0- 0	0- 0	NEUTRAL	0- 0	0- 0	0- 0			
10- 7	0- 0	0- 0	CONFERENCE	1- 3	9- 4	6- 0			
4- 4	0- 0	0- 0	HOME	1- 1	3- 3	3- 0			
6- 2	0- 0	0- 0	AWAY	0- 2	6- 0	3- 0			
0- 1	0- 0	0- 0	NEUTRAL	0- 0	0- 1	0- 0			

RPI 1-25	RPI 26-50	RPI 51-100	RPI 101+	Team's RPI: 186
RPI S Opponent Score	RPI S Opponent Score	RPI S Opponent Score	RPI S Opponent Score	Score
	35 Syracuse 70 81	51 Harvard 53 60	125 Yale 71 77	
		73 Maine 56 64	131 Hartford 66 58	
		73 Maine 76 68	131 Hartford 68 75	
		83 Albany (NY) 58 64	159 Binghamton 67 59	
		83 Albany (NY) 68 72	159 Binghamton 64 69	
			173 New Hampshire 62 56	
			173 New Hampshire 50 51	
			173 N New Hampshire 54 71	
			174 Northwestern 36 68	
			242 Hofstra 73 49	
			261 Manhattan 74 59	
			263 Cornell 40 48	
			286 Fairleigh Dickinson 56 51	
			291 Central Conn. St. 60 55	
			294 Vermont 55 49	
			294 Vermont 80 57	
			323 UMBC 69 44	
			323 UMBC 53 49	
			327 Ga. Southern 68 49	
			329 Wagner 69 50	
			341 Iona 63 46	
			348 UMass Lowell 63 60	
			348 UMass Lowell 59 50	
LAST 12 Division I GAMES:				
	173 N New Hampshire 54 71	159 Binghamton 64 69		
	294 Vermont 55 49	131 Hartford 66 58		
	173 New Hampshire 62 56	323 UMBC 69 44		
	323 UMBC 53 49	83 Albany (NY) 58 64		
	73 Maine 76 68	348 UMass Lowell 59 50		
	348 UMass Lowell 63 60	173 New Hampshire 50 51		

Non-Div I Games: Farmingdale St. 76 25

Stony Brook

Average RPI Win:	156	WON-LOST	WINNING	LAST 10	STRENGTH OF	OPP. STRENGTH	TEAM	ADJ.	CONF.	ADJ CONF.
Average RPI Loss:	55	RECORD	PCT. RANK	GAMES	SCHEDULE	OF SCHEDULE	RPI	RPI	RPI	RPI
DIV. I ONLY	19- 12	107	3- 7	54	44	69	69	4	4	
DIV. I NON-CONF.	9- 2	33	0- 0	211	201	77	77	5	5	

TOTALS	RPI 1-25	RPI 26-50	W-L RECORDS	RPI 51-100	RPI 101-999	RPI 201+				
19- 12	1- 5	2- 1	OVERALL	4- 3	12- 3	6- 0				
11- 5	1- 1	1- 0	HOME	2- 2	7- 2	3- 0				
5- 6	0- 3	0- 1	AWAY	2- 1	3- 1	2- 0				
3- 1	0- 1	1- 0	NEUTRAL	0- 0	2- 0	1- 0				
9- 2	0- 1	0- 0	NON-CONFERENCE	1- 0	8- 1	4- 0				
6- 1	0- 0	0- 0	HOME	1- 0	5- 1	2- 0				
1- 1	0- 1	0- 0	AWAY	0- 0	1- 0	1- 0				
2- 0	0- 0	0- 0	NEUTRAL	0- 0	2- 0	1- 0				
10- 10	1- 4	2- 1	CONFERENCE	3- 3	4- 2	2- 0				
5- 4	1- 1	1- 0	HOME	1- 2	2- 1	1- 0				
4- 5	0- 2	0- 1	AWAY	2- 1	2- 1	1- 0				
1- 1	0- 1	1- 0	NEUTRAL	0- 0	0- 0	0- 0				

RPI	S	Opponent	Score	RPI	S	Opponent	Score	RPI	S	Opponent	Score	RPI	S	Opponent	Score
4	A	Bayl or	63 83	34	A	Okl ahoma	71 84	58	A	Okl ahoma St.	72 85	104	A	Iowa St.	75 52
4	H	Bayl or	53 85	34	H	Okl ahoma	62 58	58	H	Okl ahoma St.	54 71	104	H	Iowa St.	63 66
4	N	Bayl or	48 94	34	N	Okl ahoma	90 83	64	A	West Vi rgi nia	76 74	125	H	Yale	72 82
12	A	Texas	65 92					64	H	West Vi rgi nia	82 87	137	H	Texas St.	82 58
12	H	Texas	79 77					92	A	Kansas St.	68 63	151	N	Idaho	86 76
15	A	Texas A&M	58 71					92	H	Kansas St.	87 70	169	H	Oral Roberts	72 58
								94	H	Al abama	88 67	178	H	Hampton	90 68
												183	A	Kansas	77 86
												183	H	Kansas	76 66
												213	A	SMU	64 58
												251	A	Texas Tech	72 60
												251	H	Texas Tech	93 72
												277	N	Ari zona	68 59
												299	H	Southeastern La.	112 62
												336	H	Northwestern St.	89 51

Team's RPI: 69															
LAST 12 Division I GAMES:															
4	N	Bayl or	48 94	104	H	Iowa St.	63 66								
34	N	Okl ahoma	90 83	4	A	Bayl or	63 83								
58	A	Okl ahoma St.	72 85	58	H	Okl ahoma St.	54 71								
4	H	Bayl or	53 85	12	A	Texas	65 92								
251	A	Texas Tech	72 60	104	A	Iowa St.	75 52								
92	H	Kansas St.	87 70	34	H	Okl ahoma	62 58								

Non-Div I Games:

TCU

Average RPI	Win: 210	WON-LOST	WINNING	LAST 10	STRENGTH OF	OPP. STRENGTH	TEAM	ADJ.	CONF.	ADJ CONF.
Average RPI	Loss: 75	RECORD	PCT. RANK	GAMES	SCHEDULE	OF SCHEDULE	RPI	RPI	RPI	RPI
DIV. I ONLY	12- 19	235	3- 7	78	76	182	182	7	7	
DIV. I NON-CONF.	8- 5	111	0- 0	180	93	175	175	7	7	

TOTALS	RPI 1-25	RPI 26-50	W-L RECORDS	RPI 51-100	RPI 101-999	RPI 201+				
12- 19	0- 5	0- 5	OVERALL	1- 2	11- 7	5- 1				
8- 11	0- 3	0- 3	HOME	1- 2	7- 3	3- 0				
3- 7	0- 1	0- 0	AWAY	0- 0	3- 1	2- 0				
1- 1	0- 0	0- 1	NEUTRAL	0- 0	1- 0	0- 0				
8- 5	0- 1	0- 2	NON-CONFERENCE	1- 1	7- 1	4- 0				
6- 5	0- 1	0- 2	HOME	1- 1	5- 1	2- 0				
2- 0	0- 0	0- 0	AWAY	0- 0	2- 0	2- 0				
0- 0	0- 0	0- 0	NEUTRAL	0- 0	0- 0	0- 0				
4- 14	0- 4	0- 3	CONFERENCE	0- 1	4- 6	1- 1				
2- 6	0- 2	0- 1	HOME	0- 1	2- 2	1- 0				
1- 7	0- 2	0- 1	AWAY	0- 0	1- 4	0- 1				
1- 1	0- 0	0- 1	NEUTRAL	0- 0	1- 0	0- 0				

RPI 1-25				RPI 26-50				RPI 51-100				RPI 101+				Team's RPI: 182
RPI	S	Opponent	Score	RPI	S	Opponent	Score	RPI	S	Opponent	Score	RPI	S	Opponent	Score	
2	A	UConn	45 106	28	H	Villanova	65 69	51	H	Harvard	86 64	102	A	Cincinnati	72 80	
2	H	UConn	57 113	40	H	Rutgers	67 84	62	H	Penn	59 74	102	H	Cincinnati	52 70	
11	H	South Carolina	60 87	45	A	UCF	46 76	78	H	Houston	75 99	122	A	Tulane	65 69	
14	A	South Fla.	60 76	45	H	UCF	57 64					134	H	Saint Joseph's	69 66	
14	H	South Fla.	73 89	45	N	UCF	70 77					148	A	Wichita St.	81 88	
												148	N	Wichita St.	72 59	
												157	H	Marist	83 77	
												161	H	Ole Miss	48 64	
												178	H	Hampton	65 56	
												191	H	Memphis	78 83	
												192	A	East Carolina	65 64	
												194	H	Tulsa	76 75	
												213	A	SMU	56 60	
												213	H	SMU	55 52	
												246	A	La Salle	69 52	
												329	H	Wagner	70 36	
												331	H	Delaware St.	96 72	
												341	A	Iona	59 54	

LAST 12 Division I GAMES:																
				45	N	UCF	70 77	148	A	Wichita St.	81 88					
				148	N	Wichita St.	72 59	45	H	UCF	57 64					
				191	H	Memphis	78 83	122	A	Tulane	65 69					
				192	A	East Carolina	65 64	194	H	Tulsa	76 75					
				102	H	Cincinnati	52 70	213	A	SMU	56 60					
				2	A	UConn	45 106	14	A	South Fla.	60 76					

Non-Div I Games:

Temple

Average RPI Win:	106	WON-LOST	WINNING	LAST 10	STRENGTH OF	OPP. STRENGTH	TEAM	ADJ.	CONF.	ADJ CONF.
Average RPI Loss:	25	RECORD	PCT. RANK	GAMES	SCHEDULE	OF SCHEDULE	RPI	RPI	RPI	RPI
DIV. I ONLY	24- 7	37	7- 3	8	7	9	9	2	2	
DIV. I NON-CONF.	12- 1	6	0- 0	10	35	3	3	2	2	

TOTALS	RPI 1-25	RPI 26-50	W-L RECORDS	RPI 51-100	RPI 101-999	RPI 201+				
24- 7	6- 5	1- 1	OVERALL	6- 1	11- 0	2- 0				
13- 2	3- 1	1- 0	HOME	2- 1	7- 0	1- 0				
7- 4	2- 3	0- 1	AWAY	1- 0	4- 0	1- 0				
4- 1	1- 1	0- 0	NEUTRAL	3- 0	0- 0	0- 0				
12- 1	3- 1	0- 0	NON-CONFERENCE	3- 0	6- 0	2- 0				
7- 0	1- 0	0- 0	HOME	1- 0	5- 0	1- 0				
2- 1	1- 1	0- 0	AWAY	0- 0	1- 0	1- 0				
3- 0	1- 0	0- 0	NEUTRAL	2- 0	0- 0	0- 0				
12- 6	3- 4	1- 1	CONFERENCE	3- 1	5- 0	0- 0				
6- 2	2- 1	1- 0	HOME	1- 1	2- 0	0- 0				
5- 3	1- 2	0- 1	AWAY	1- 0	3- 0	0- 0				
1- 1	0- 1	0- 0	NEUTRAL	1- 0	0- 0	0- 0				

RPI	S	Opponent	Score	RPI	S	Opponent	Score	RPI	S	Opponent	Score	RPI	S	Opponent	Score
1	A	Notre Dame	70 84	26	H	Georgia	62 46	58	N	Oklahoma St.	79 69	110	H	ETSU	87 49
5	H	Mississippi St.	52 71	27	A	LSU	59 70	59	N	South Dakota	69 49	127	H	Central Ark.	77 34
11	A	South Carolina	86 70					63	H	James Madison	89 60	146	A	Arkansas	90 85
11	H	South Carolina	65 46					88	A	Kentucky	63 49	148	H	Wichita St.	68 56
11	N	South Carolina	62 73					94	H	Alabama	63 72	150	A	Vanderbilt	74 64
12	H	Texas	82 75					100	H	Auburn	70 59	150	H	Vanderbilt	86 73
13	A	Stanford	83 71					100	N	Auburn	64 61	161	H	Ole Miss	75 66
15	A	Texas A&M	76 79									175	A	Florida	70 42
15	H	Texas A&M	82 67									180	H	Troy	131 69
22	N	Marquette	101 99									296	A	Long Beach St.	90 61
23	A	Missouri	73 77									316	H	Alabama St.	104 51

LAST 12 Division I GAMES:															
11	N	South Carolina	62 73	26	H	Georgia	62 46	146	A	Arkansas	90 85				
100	N	Auburn	64 61					150	A	Vanderbilt	74 64				
11	H	South Carolina	65 46					15	H	Texas A&M	82 67				
175	A	Florida	70 42					27	A	LSU	59 70				
23	A	Missouri	73 77												
94	H	Alabama	63 72					161	H	Ole Miss	75 66				

Non-Div I Games:

Tennessee

Average RPI		Win: 309	WON-LOST RECORD	WINNING PCT. RANK	LAST 10 GAMES	STRENGTH OF SCHEDULE	OPP. STRENGTH OF SCHEDULE	TEAM RPI	ADJ. RPI	CONF. RPI	ADJ. CONF. RPI
Loss: 189											
DIV. I ONLY		5- 21	325	3- 7	243	301	330	330	25	25	
DIV. I NON-CONF.		1- 7	310	0- 0	149	296	313	313	27	27	
TOTALS		RPI 1-25	RPI 26-50	W-L RECORDS		RPI 51-100	RPI 101-999	RPI 201+			
5- 21	0- 1		0- 1	OVERALL		0- 2	5- 17	5- 8			
4- 10	0- 0		0- 1	HOME		0- 1	4- 8	4- 4			
1- 11	0- 1		0- 0	AWAY		0- 1	1- 9	1- 4			
0- 0	0- 0		0- 0	NEUTRAL		0- 0	0- 0	0- 0			
1- 7	0- 1		0- 1	NON-CONFERENCE		0- 0	1- 5	1- 3			
1- 4	0- 0		0- 1	HOME		0- 0	1- 3	1- 2			
0- 3	0- 1		0- 0	AWAY		0- 0	0- 2	0- 1			
0- 0	0- 0		0- 0	NEUTRAL		0- 0	0- 0	0- 0			
4- 14	0- 0		0- 0	CONFERENCE		0- 2	4- 12	4- 5			
3- 6	0- 0		0- 0	HOME		0- 1	3- 5	3- 2			
1- 8	0- 0		0- 0	AWAY		0- 1	1- 7	1- 3			
0- 0	0- 0		0- 0	NEUTRAL		0- 0	0- 0	0- 0			

RPI 1-25					RPI 26-50					RPI 51-100					RPI 101+					Team's RPI: 330	
RPI	S	Opponent	Score		RPI	S	Opponent	Score		RPI	S	Opponent	Score		RPI	S	Opponent	Score			
3	A	Louisville	56	95	37	H	Ball St.	65	85	57	A	Belmont	42	84	156	A	UT Martin	68	80		
										57	H	Belmont	70	87	162	A	Jacksonville St.	61	62		
															162	H	Jacksonville St.	56	75		
															163	A	SIUE	63	74		
															163	H	SIUE	76	88		
															180	H	Troy	66	95		
															190	A	Morehead St.	81	97		
															190	H	Morehead St.	69	71		
															191	A	Memphis	75	79		
															209	A	Arkansas St.	62	68		
															232	A	Southeast Mo. St.	66	71		
															249	H	Austin Peay	59	75		
															260	H	Lipscomb	71	64		
															292	H	Murray St.	73	85		
															310	H	Marshall	65	71		
															311	A	Tennessee Tech	65	68		
															311	H	Tennessee Tech	76	66		
															314	H	Alabama A&M	75	77		
															315	A	Eastern Ky.	59	58		
															315	H	Eastern Ky.	69	58		
															345	A	Eastern Ill.	59	66		
															345	H	Eastern Ill.	86	68		
LAST 12 Division I GAMES:																					
					57	A	Belmont	42	84	315	A	Eastern Ky.	59	58							
					311	A	Tennessee Tech	65	68	190	A	Morehead St.	81	97							
					315	H	Eastern Ky.	69	58	345	H	Eastern Ill.	86	68							
					190	H	Morehead St.	69	71	163	H	SIUE	76	88							
					162	A	Jacksonville St.	61	62	292	H	Murray St.	73	85							
					57	H	Belmont	70	87	249	H	Austin Peay	59	75							

Non-Div I Games:

Fisk

93 48

Tennessee St.

Average RPI Win:	286	WON-LOST	WINNING	LAST 10	STRENGTH OF	OPP. STRENGTH	TEAM	ADJ.	CONF.	ADJ CONF.
Average RPI Loss:	177	RECORD	PCT. RANK	GAMES	SCHEDULE	OF SCHEDULE	RPI	RPI	RPI	RPI
DIV. I ONLY	5- 22	326	3- 7	187	284	311	311	25	25	
DIV. I NON-CONF.	1- 8	313	0- 0	78	183	275	275	27	27	

TOTALS	RPI 1-25	RPI 26-50	W-L RECORDS	RPI 51-100	RPI 101-999	RPI 201+				
5- 22	0- 0	0- 1	OVERALL	0- 5	5- 16	4- 8				
3- 10	0- 0	0- 0	HOME	0- 2	3- 8	3- 4				
2- 12	0- 0	0- 1	AWAY	0- 3	2- 8	1- 4				
0- 0	0- 0	0- 0	NEUTRAL	0- 0	0- 0	0- 0				
1- 8	0- 0	0- 1	NON-CONFERENCE	0- 3	1- 4	1- 1				
1- 3	0- 0	0- 0	HOME	0- 1	1- 2	1- 1				
0- 5	0- 0	0- 1	AWAY	0- 2	0- 2	0- 0				
0- 0	0- 0	0- 0	NEUTRAL	0- 0	0- 0	0- 0				
4- 14	0- 0	0- 0	CONFERENCE	0- 2	4- 12	3- 7				
2- 7	0- 0	0- 0	HOME	0- 1	2- 6	2- 3				
2- 7	0- 0	0- 0	AWAY	0- 1	2- 6	1- 4				
0- 0	0- 0	0- 0	NEUTRAL	0- 0	0- 0	0- 0				

RPI 1-25				RPI 26-50				RPI 51-100				RPI 101+ Team's RPI: 311			
RPI	S	Opponent	Score	RPI	S	Opponent	Score	RPI	S	Opponent	Score	RPI	S	Opponent	Score
				26	A	Georgia	48 56	57	A	Belmont	59 78	103	A	Middle Tenn.	44 58
								57	H	Belmont	60 68	110	A	ETSU	55 74
								79	H	IUPUI	54 68	136	H	Radford	41 60
								86	A	Wright St.	59 82	156	H	UT Martin	51 67
								88	A	Kentucky	54 82	162	A	Jacksonville St.	60 58
												162	H	Jacksonville St.	59 73
												163	A	SIUE	58 65
												190	A	Morehead St.	51 53
												190	H	Morehead St.	67 74
												232	H	Southeast Mo. St.	66 70
												249	A	Austin Peay	52 53
												249	H	Austin Peay	63 59
												260	H	Lipscomb	57 61
												292	A	Murray St.	73 80
												292	H	Murray St.	63 72
												315	A	Eastern Ky.	53 55
												315	H	Eastern Ky.	68 76
												330	A	Tennessee St.	66 76
												330	H	Tennessee St.	68 65
												344	H	Winthrop	70 41
												345	A	Eastern Ill.	60 57
LAST 12 Division I GAMES:															
				162	H	Jacksonville St.	59 73	345	A	Eastern Ill.	60 57				
				330	H	Tennessee St.	68 65	163	A	SIUE	58 65				
				292	A	Murray St.	73 80	156	H	UT Martin	51 67				
				249	A	Austin Peay	52 53	232	H	Southeast Mo. St.	66 70				
				57	H	Belmont	60 68	190	A	Morehead St.	51 53				
				162	A	Jacksonville St.	60 58	315	A	Eastern Ky.	53 55				

Non-Div I Games: Cumberland (TN) 83 52 Tenn. Wesleyan 84 66

Tennessee Tech

Average RPI Win:	126	WON-LOST	WINNING	LAST 10	STRENGTH OF	OPP. STRENGTH	TEAM	ADJ.	CONF.	ADJ CONF.
Average RPI Loss:	15	RECORD	PCT. RANK	GAMES	SCHEDULE	OF SCHEDULE	RPI	RPI	RPI	RPI
DIV. I ONLY	26- 6	21	8- 2	17	9	12	12	4	4	
DIV. I NON-CONF.	9- 2	33	0- 0	52	17	26	26	5	5	

TOTALS	RPI 1-25	RPI 26-50	W-L RECORDS	RPI 51-100	RPI 101-999	RPI 201+				
26- 6	1- 5	4- 0	OVERALL	8- 1	13- 0	5- 0				
14- 2	1- 2	1- 0	HOME	4- 0	8- 0	4- 0				
8- 3	0- 2	2- 0	AWAY	3- 1	3- 0	1- 0				
4- 1	0- 1	1- 0	NEUTRAL	1- 0	2- 0	0- 0				
9- 2	1- 2	2- 0	NON-CONFERENCE	0- 0	6- 0	3- 0				
6- 1	1- 1	0- 0	HOME	0- 0	5- 0	3- 0				
1- 1	0- 1	1- 0	AWAY	0- 0	0- 0	0- 0				
2- 0	0- 0	1- 0	NEUTRAL	0- 0	1- 0	0- 0				
17- 4	0- 3	2- 0	CONFERENCE	8- 1	7- 0	2- 0				
8- 1	0- 1	1- 0	HOME	4- 0	3- 0	1- 0				
7- 2	0- 1	1- 0	AWAY	3- 1	3- 0	1- 0				
2- 1	0- 1	0- 0	NEUTRAL	1- 0	1- 0	0- 0				

RPI	S	Opponent	Score	RPI	S	Opponent	Score	RPI	S	Opponent	Score	RPI	S	Opponent	Score
2	H	UConn	71 75	26	A	Georgi a	81 53	58	A	Okl ahoma St.	77 62	104	A	Iowa St.	72 59
4	A	Bayl or	56 81	27	N	LSU	75 66	58	H	Okl ahoma St.	84 79	104	H	Iowa St.	87 55
4	H	Bayl or	87 93	34	A	Okl ahoma	88 78	64	A	West Vi rgi ni a	73 55	104	N	Iowa St.	81 69
4	N	Bayl or	69 77	34	H	Okl ahoma	79 66	64	H	West Vi rgi ni a	79 58	124	H	Loui si ana Tech	88 54
8	H	Fl ori da St.	87 72					64	N	West Vi rgi ni a	68 55	183	A	Kansas	55 41
9	A	Tennessee	75 82					69	A	TCU	77 79	183	H	Kansas	79 62
								69	H	TCU	92 65	197	H	Stetson	95 59
								92	A	Kansas St.	75 64	201	N	Washing ton	92 68
								92	H	Kansas St.	76 54	251	A	Texas Tech	90 39
												251	H	Texas Tech	87 72
												264	H	UTSA	120 70
												278	H	McNeese	100 34
												336	H	Northwestern St.	68 44

LAST 12 Di v i s i o n I GAMES:															
4	N	Bayl or	69 77	58	A	Okl ahoma St.	77 62	251	H	Texas Tech	87 72	92	H	Kansas St.	76 54
64	N	West Vi rgi ni a	68 55	64	A	West Vi rgi ni a	73 55	69	H	TCU	92 65	183	A	Kansas	55 41
104	N	Iowa St.	81 69												
34	H	Okl ahoma	79 66												
104	A	Iowa St.	72 59												
4	H	Bayl or	87 93												

Non-Di v I Games:

Texas

Average RPI Win:	293	WON-LOST	WINNING	LAST 10	STRENGTH OF	OPP. STRENGTH	TEAM	ADJ.	CONF.	ADJ CONF.
Average RPI Loss:	207	RECORD	PCT. RANK	GAMES	SCHEDULE	OF SCHEDULE	RPI	RPI	RPI	RPI
DIV. I ONLY	16- 11	116	7- 3	343	343	221	221	32	32	
DIV. I NON-CONF.	3- 6	239	0- 0	305	254	264	264	32	32	

TOTALS	RPI 1-25	RPI 26-50	W-L RECORDS	RPI 51-100	RPI 101-999	RPI 201+				
16- 11	0- 0	0- 0	OVERALL	0- 0	16- 11	15- 5				
7- 3	0- 0	0- 0	HOME	0- 0	7- 3	7- 1				
7- 8	0- 0	0- 0	AWAY	0- 0	7- 8	6- 4				
2- 0	0- 0	0- 0	NEUTRAL	0- 0	2- 0	2- 0				
3- 6	0- 0	0- 0	NON-CONFERENCE	0- 0	3- 6	3- 1				
0- 1	0- 0	0- 0	HOME	0- 0	0- 1	0- 0				
1- 5	0- 0	0- 0	AWAY	0- 0	1- 5	1- 1				
2- 0	0- 0	0- 0	NEUTRAL	0- 0	2- 0	2- 0				
13- 5	0- 0	0- 0	CONFERENCE	0- 0	13- 5	12- 4				
7- 2	0- 0	0- 0	HOME	0- 0	7- 2	7- 1				
6- 3	0- 0	0- 0	AWAY	0- 0	6- 3	5- 3				
0- 0	0- 0	0- 0	NEUTRAL	0- 0	0- 0	0- 0				

RPI 1-25				RPI 26-50				RPI 51-100				RPI 101+				Team's RPI: 221
RPI	S	Opponent	Score	RPI	S	Opponent	Score	RPI	S	Opponent	Score	RPI	S	Opponent	Score	
												109	A	Wake Forest	56	73
												137	H	Texas St.	56	70
												161	A	Ole Miss	58	73
												176	A	UTEP	55	65
												179	A	Southern U.	66	60
												179	H	Southern U.	57	67
												183	A	Kansas	37	72
												210	N	New Mexico St.	66	50
												222	A	New Orleans	69	72
												230	A	Grambling	73	63
												230	H	Grambling	66	56
												244	A	Prairie View	48	65
												244	H	Prairie View	56	61
												290	A	Alcorn	52	54
												290	H	Alcorn	91	57
												297	A	Jackson St.	77	74
												297	H	Jackson St.	71	66
												314	A	Alabama A&M	55	49
												314	H	Alabama A&M	60	43
												316	A	Alabama St.	71	39
												316	H	Alabama St.	76	48
												333	A	Ark. -Pine Bluff	59	61
												333	H	Ark. -Pine Bluff	58	52
												335	A	Sam Houston St.	77	58
												336	N	Northwestern St.	56	43
												342	A	Mississippi Val.	72	53
												342	H	Mississippi Val.	55	39

LAST 12 Division I GAMES:																
				290	A	Alcorn	52	54				230	H	Grambling	66	56
				179	A	Southern U.	66	60				297	H	Jackson St.	71	66
				316	H	Alabama St.	76	48				244	A	Prairie View	48	65
				314	H	Alabama A&M	60	43				316	A	Alabama St.	71	39
				333	A	Ark. -Pine Bluff	59	61				314	A	Alabama A&M	55	49
				342	A	Mississippi Val.	72	53				333	H	Ark. -Pine Bluff	58	52

Non-Div I Games: Paul Quinn 85 59 Wiley 74 36

Texas Southern

Loss, Non-Conf, S Site, H Home A Away N Neutral

Average RPI Win:	256	WON-LOST	WINNING	LAST 10	STRENGTH OF	OPP. STRENGTH	TEAM	ADJ.	CONF.	ADJ CONF.
Average RPI Loss:	141	RECORD	PCT. RANK	GAMES	SCHEDULE	OF SCHEDULE	RPI	RPI	RPI	RPI
DIV. I ONLY	21- 8	58	9- 1	324	229	137	137	22	22	
DIV. I NON-CONF.	7- 4	102	0- 0	268	245	140	140	23	23	

TOTALS	RPI 1-25	RPI 26-50	W-L RECORDS	RPI 51-100	RPI 101-999	RPI 201+				
21- 8	0- 0	0- 0	OVERALL	0- 3	21- 5	16- 1				
11- 2	0- 0	0- 0	HOME	0- 1	11- 1	7- 0				
10- 5	0- 0	0- 0	AWAY	0- 0	10- 0	9- 0				
0- 1	0- 0	0- 0	NEUTRAL	0- 0	0- 1	0- 0				
7- 4	0- 0	0- 0	NON-CONFERENCE	0- 2	7- 2	6- 0				
3- 1	0- 0	0- 0	HOME	0- 1	3- 0	2- 0				
4- 2	0- 0	0- 0	AWAY	0- 1	4- 1	4- 0				
0- 1	0- 0	0- 0	NEUTRAL	0- 0	0- 1	0- 0				
14- 4	0- 0	0- 0	CONFERENCE	0- 1	14- 3	10- 1				
8- 1	0- 0	0- 0	HOME	0- 0	8- 1	5- 0				
6- 3	0- 0	0- 0	AWAY	0- 1	6- 2	5- 1				
0- 0	0- 0	0- 0	NEUTRAL	0- 0	0- 0	0- 0				

RPI 1-25				RPI 26-50				RPI 51-100				RPI 101+ Team's RPI: 137					
RPI	S	Opponent	Score	RPI	S	Opponent	Score	RPI	S	Opponent	Score	RPI	S	Opponent	Score		
								69	A	TCU	58	82	129	N	Bethune-Cookman	56	62
								78	H	Houston	67	72	139	H	Fresno St.	76	59
								95	A	Little Rock	48	63	164	A	Louisiana	56	53
													164	H	Louisiana	58	65
													165	H	South Ala.	78	63
													170	A	UT Arlington	59	61
													170	H	UT Arlington	75	58
													180	H	Troy	83	75
													197	A	Stetson	54	61
													209	A	Arkansas St.	67	55
													221	A	Texas Southern	70	56
													227	A	Coastal Caro.	64	65
													227	H	Coastal Caro.	78	69
													244	H	Prairie View	84	57
													251	A	Texas Tech	87	70
													264	H	UTSA	91	38
													274	A	Appalachian St.	69	54
													274	H	Appalachian St.	92	50
													305	A	Georgia St.	83	63
													305	H	Georgia St.	62	40
													311	A	Incarnate Word	74	33
													327	A	Ga. Southern	81	56
													327	H	Ga. Southern	60	51
													335	A	Sam Houston St.	73	41
													338	A	La.-Monroe	81	45
													338	H	La.-Monroe	86	52
LAST 12 Division I GAMES:																	
170	H	UT Arlington	75	58	274	H	Appalachian St.	92	50								
327	H	Ga. Southern	60	51	227	H	Coastal Caro.	78	69								
305	H	Georgia St.	62	40	305	A	Georgia St.	83	63								
338	A	La.-Monroe	81	45	327	A	Ga. Southern	81	56								
164	A	Louisiana	56	53	164	H	Louisiana	58	65								
170	A	UT Arlington	59	61	338	H	La.-Monroe	86	52								

Non-Div I Games:

Texas St.

Average RPI Win:	295	WON-LOST	WINNING	LAST 10	STRENGTH OF	OPP. STRENGTH	TEAM	ADJ.	CONF.	ADJ CONF.
Average RPI Loss:	65	RECORD	PCT. RANK	GAMES	SCHEDULE	OF SCHEDULE	RPI	RPI	RPI	RPI
DIV. I ONLY	7- 23	305	0- 10	83	68	251	251	4	4	
DIV. I NON-CONF.	6- 5	153	0- 0	249	314	248	248	5	5	

TOTALS	RPI 1-25	RPI 26-50	W-L RECORDS	RPI 51-100	RPI 101-999	RPI 201+				
7- 23	0- 5	0- 3	OVERALL	0- 10	7- 5	6- 0				
6- 12	0- 3	0- 2	HOME	0- 4	6- 3	6- 0				
1- 10	0- 2	0- 1	AWAY	0- 6	1- 1	0- 0				
0- 1	0- 0	0- 0	NEUTRAL	0- 0	0- 1	0- 0				
6- 5	0- 1	0- 1	NON-CONFERENCE	0- 2	6- 1	6- 0				
6- 3	0- 1	0- 1	HOME	0- 0	6- 1	6- 0				
0- 2	0- 0	0- 0	AWAY	0- 2	0- 0	0- 0				
0- 0	0- 0	0- 0	NEUTRAL	0- 0	0- 0	0- 0				
1- 18	0- 4	0- 2	CONFERENCE	0- 8	1- 4	0- 0				
0- 9	0- 2	0- 1	HOME	0- 4	0- 2	0- 0				
1- 8	0- 2	0- 1	AWAY	0- 4	1- 1	0- 0				
0- 1	0- 0	0- 0	NEUTRAL	0- 0	0- 1	0- 0				

RPI 1-25				RPI 26-50				RPI 51-100				RPI 101+ Team's RPI: 251			
RPI	S	Opponent	Score	RPI	S	Opponent	Score	RPI	S	Opponent	Score	RPI	S	Opponent	Score
4	A	Bayl or	49 97	27	H	LSU	40 48	58	A	Okl ahoma St.	62 80	104	A	Iowa St.	57 69
4	H	Bayl or	44 90	34	A	Okl ahoma	61 79	58	H	Okl ahoma St.	57 98	104	H	Iowa St.	54 66
12	A	Texas	72 87	34	H	Okl ahoma	52 73	64	A	West Vi rgi ni a	52 82	104	N	Iowa St.	49 74
12	H	Texas	39 90					64	H	West Vi rgi ni a	60 74	137	H	Texas St.	70 87
15	H	Texas A&M	56 90					69	A	TCU	72 93	183	A	Kansas	68 56
								69	H	TCU	60 72	183	H	Kansas	47 60
								78	A	Houston	75 79	244	H	Prai ri e Vi ew	89 60
								82	A	New Mexico	56 90	308	H	UTRGV	80 64
								92	A	Kansas St.	69 83	311	H	Incarnate Word	80 54
								92	H	Kansas St.	63 86	333	H	Ark. -Pi ne Bl uff	74 47
												337	H	Fl ori da A&M	82 63
												348	H	UMass Lowell	93 65
LAST 12 Di vi si on I GAMES:															
104	N	Iowa St.	49 74	64	H	West Vi rgi ni a	60 74								
92	H	Kansas St.	63 86	92	A	Kansas St.	69 83								
34	A	Okl ahoma	61 79	4	H	Bayl or	44 90								
69	H	TCU	60 72	58	A	Okl ahoma St.	62 80								
104	A	Iowa St.	57 69	64	A	West Vi rgi ni a	52 82								
12	A	Texas	72 87	12	H	Texas	39 90								

Non-Di v I Games:

Texas Tech

Average RPI Win: 253	WON-LOST RECORD	WINNING PCT. RANK	LAST 10 GAMES	STRENGTH OF SCHEDULE	OPP. STRENGTH OF SCHEDULE	TEAM RPI	ADJ. RPI	CONF. RPI	ADJ CONF. RPI
Average RPI Loss: 145									
DIV. I ONLY	9- 20	270	1- 9	217	178	269	269	10	10
DIV. I NON-CONF.	5- 6	187	0- 0	326	305	276	276	12	12

TOTALS	RPI 1-25	RPI 26-50	W-L RECORDS	RPI 51-100	RPI 101-999	RPI 201+			
9- 20	0- 0	0- 4	OVERALL	0- 3	9- 13	7- 6			
5- 9	0- 0	0- 2	HOME	0- 2	5- 5	4- 2			
3- 10	0- 0	0- 2	AWAY	0- 1	3- 7	2- 4			
1- 1	0- 0	0- 0	NEUTRAL	0- 0	1- 1	1- 0			
5- 6	0- 0	0- 0	NON-CONFERENCE	0- 1	5- 5	4- 3			
3- 2	0- 0	0- 0	HOME	0- 1	3- 1	2- 1			
1- 3	0- 0	0- 0	AWAY	0- 0	1- 3	1- 2			
1- 1	0- 0	0- 0	NEUTRAL	0- 0	1- 1	1- 0			
4- 14	0- 0	0- 4	CONFERENCE	0- 2	4- 8	3- 3			
2- 7	0- 0	0- 2	HOME	0- 1	2- 4	2- 1			
2- 7	0- 0	0- 2	AWAY	0- 1	2- 4	1- 2			
0- 0	0- 0	0- 0	NEUTRAL	0- 0	0- 0	0- 0			

RPI S Opponent	Score	RPI S Opponent	Score	RPI S Opponent	Score	RPI S Opponent	Score	Team's RPI: 269
44 A Drexel		53 78		63 A James Madison	45 69	114 A Delaware	49 51	
44 H Drexel		54 62		63 H James Madison	55 64	114 H Delaware	55 81	
46 A El on		61 84		75 H George Washington	43 66	134 H Saint Joseph's	90 66	
46 H El on		45 71				136 N Radford	66 69	
						138 A Northeastern	61 79	
						138 H Northeastern	61 70	
						158 A William & Mary	67 66	
						158 H William & Mary	63 75	
						181 A Pittsbu rgh	63 81	
						215 A Norfolk St.	76 86	
						234 A Loyol a Maryl and	76 67	
						242 A Hofstra	72 83	
						242 H Hofstra	73 72	
						258 A UNCW	53 64	
						258 H UNCW	72 71	
						262 A Col . of Charleston	83 58	
						262 H Col . of Charleston	67 80	
						276 A Massachusetts	49 72	
						288 H Col gate	61 65	
						323 H UMBC	95 64	
						329 H Wagner	64 42	
						333 N Ark. -Pi ne Bluff	70 44	
LAST 12 Division I GAMES:								
114 H Delaware	55 81	242 H Hofstra	73 72					
258 A UNCW	53 64	158 H William & Mary	63 75					
44 H Drexel	54 62	44 A Drexel	53 78					
242 A Hofstra	72 83	46 H El on	45 71					
138 A Northeastern	61 79	262 A Col . of Charleston	83 58					
63 H James Madison	55 64	46 A El on	61 84					

Non-Div I Games:

Towson

Average RPI Win:	248	WON-LOST	WINNING	LAST 10	STRENGTH OF	OPP. STRENGTH	TEAM	ADJ.	CONF.	ADJ CONF.
Average RPI Loss:	162	RECORD	PCT. RANK	GAMES	SCHEDULE	OF SCHEDULE	RPI	RPI	RPI	RPI
DIV. I ONLY	15- 12	135	8- 2	315	184	180	180	22	22	
DIV. I NON-CONF.	3- 6	239	0- 0	225	64	199	199	23	23	

TOTALS	RPI 1-25	RPI 26-50	W-L RECORDS	RPI 51-100	RPI 101-999	RPI 201+				
15- 12	0- 1	0- 0	OVERALL	2- 0	13- 11	10- 3				
9- 1	0- 0	0- 0	HOME	2- 0	7- 1	5- 1				
6- 10	0- 1	0- 0	AWAY	0- 0	6- 9	5- 2				
0- 1	0- 0	0- 0	NEUTRAL	0- 0	0- 1	0- 0				
3- 6	0- 1	0- 0	NON-CONFERENCE	1- 0	2- 5	2- 0				
1- 0	0- 0	0- 0	HOME	1- 0	0- 0	0- 0				
2- 5	0- 1	0- 0	AWAY	0- 0	2- 4	2- 0				
0- 1	0- 0	0- 0	NEUTRAL	0- 0	0- 1	0- 0				
12- 6	0- 0	0- 0	CONFERENCE	1- 0	11- 6	8- 3				
8- 1	0- 0	0- 0	HOME	1- 0	7- 1	5- 1				
4- 5	0- 0	0- 0	AWAY	0- 0	4- 5	3- 2				
0- 0	0- 0	0- 0	NEUTRAL	0- 0	0- 0	0- 0				

RPI	S	Opponent	Score	RPI	S	Opponent	Score	RPI	S	Opponent	Score	RPI	S	Opponent	Score	Team's RPI: 180
9	A	Tennessee	69 131					95	H	Little Rock	76 70	103	A	Middle Tenn.	57 73	
								98	H	Jacksonville	89 88	122	A	Tulane	75 106	
												137	A	Texas St.	75 83	
												160	A	Samford	73 80	
												160	N	Samford	76 82	
												161	A	Ole Miss	93 96	
												164	A	Louisiana	62 55	
												164	H	Louisiana	72 53	
												165	A	South Ala.	68 79	
												165	H	South Ala.	82 71	
												170	A	UT Arlington	57 76	
												209	H	Arkansas St.	95 78	
												227	A	Coastal Caro.	71 84	
												227	H	Coastal Caro.	92 97	
												274	A	Appalachian St.	93 64	
												274	H	Appalachian St.	81 74	
												305	A	Georgia St.	78 85	
												305	H	Georgia St.	90 86	
												316	A	Alabama St.	93 63	
												327	A	Ga. Southern	95 80	
												327	H	Ga. Southern	88 47	
												330	A	Tennessee St.	95 66	
												338	A	La.-Monroe	86 79	
												338	H	La.-Monroe	94 62	
LAST 12 Division I GAMES:																
327	A	Ga. Southern	95 80	95	H	Little Rock	76 70									
305	A	Georgia St.	78 85	209	H	Arkansas St.	95 78									
338	H	La.-Monroe	94 62	165	H	South Ala.	82 71									
164	H	Louisiana	72 53	164	A	Louisiana	62 55									
274	A	Appalachian St.	93 64	338	A	La.-Monroe	86 79									
227	A	Coastal Caro.	71 84	274	H	Appalachian St.	81 74									

Non-Div I Games: Montevallo 130 50 Stillman 89 62

Troy

T
u
l
a
n
e

Tulane				Through Games Of March 5, 2018							
Average RPI	Win:	187	WON-LOST	WINNING	LAST 10	STRENGTH OF	OPP. STRENGTH	TEAM	ADJ.	CONF.	ADJ CONF.
Average RPI	Loss:	71	RECORD	PCT. RANK	GAMES	SCHEDULE	OF SCHEDULE	RPI	RPI	RPI	RPI
DIV. I ONLY			14- 17	206	3- 7	47	75	122	122	7	7
DIV. I NON-CONF.			8- 5	111	0- 0	96	110	89	89	7	7

TOTALS		RPI 1-25		RPI 26-50		W-L RECORDS		RPI 51-100	RPI 101-999	RPI 201+	
14- 17		0- 6		0- 3		OVERALL		1- 2	13- 6	4- 1	
9- 5		0- 2		0- 1		HOME		0- 1	9- 1	2- 0	
3- 9		0- 0		0- 0		AWAY		1- 0	2- 0	1- 0	
2- 3		0- 1		0- 1		NEUTRAL		0- 0	2- 1	1- 0	
8- 5		0- 1		0- 2		NON-CONFERENCE		1- 0	7- 2	3- 1	
5- 1		0- 0		0- 1		HOME		0- 0	5- 0	1- 0	
2- 2		0- 1		0- 0		AWAY		1- 0	1- 1	1- 1	
1- 2		0- 0		0- 1		NEUTRAL		0- 0	1- 1	1- 0	
6- 12		0- 5		0- 1		CONFERENCE		0- 2	6- 4	1- 0	
4- 4		0- 2		0- 0		HOME		0- 1	4- 1	1- 0	
1- 7		0- 2		0- 1		AWAY		0- 1	1- 3	0- 0	
1- 1		0- 1		0- 0		NEUTRAL		0- 0	1- 0	0- 0	

T
u
l
a
n
e

RPI 1-25				RPI 26-50				RPI 51-100				RPI 101+ Team's RPI: 122			
RPI	S	Opponent	Score	RPI	S	Opponent	Score	RPI	S	Opponent	Score	RPI	S	Opponent	Score
2	A	UConn	45 98	27	H	LSU	50 73	73	A	Maine	42 34	102	A	Cincinnati	52 83
2	H	UConn	47 91	33	N	Dayton	65 71	78	A	Houston	48 72	103	H	Middle Tenn.	62 44
2	N	UConn	56 82	45	A	UCF	51 59	78	H	Houston	92 98	104	N	Iowa St.	64 67
14	A	South Fla.	46 75									148	A	Wichita St.	70 81
14	H	South Fla.	53 63									148	H	Wichita St.	56 64
17	A	NC State	55 79									150	H	Vanderbilt	71 59
												176	H	UTEP	67 56
												180	H	Troy	106 75
												182	H	Temple	69 65
												191	A	Memphis	60 73
												191	N	Memphis	76 64
												192	H	East Carolina	64 58
												194	A	Tulsa	72 63
												194	H	Tulsa	70 39
												205	A	Southern Miss.	58 66
												213	H	SMU	52 46
												222	H	New Orleans	79 56
												270	N	San Diego St.	80 46
												278	A	McNeese	70 66
LAST 12 Division I GAMES:															
2	N	UConn	56 82	102	A	Cincinnati	52 83								
191	N	Memphis	76 64	182	H	Temple	69 65								
213	H	SMU	52 46	14	H	South Fla.	53 63								
148	A	Wichita St.	70 81	78	A	Houston	48 72								
2	H	UConn	47 91	2	A	UConn	45 98								
191	A	Memphis	60 73	192	H	East Carolina	64 58								

Non-Div I Games:

Tulane

Average RPI Win: 154
Average RPI Loss: 129

WON-LOST
RECORD

WINNING
PCT. RANK

LAST 10
GAMES

STRENGTH OF
SCHEDULE

OPP. STRENGTH
OF SCHEDULE

TEAM
RPI

ADJ.
RPI

CONF.
RPI

ADJ CONF.
RPI

DIV. I ONLY	10- 20	257	2- 8	71	99	194	194	7	7
DIV. I NON-CONF.	6- 6	170	0- 0	57	315	121	121	7	7
<hr/>									
TOTALS	RPI 1-25	RPI 26-50	W-L RECORDS	RPI 51-100	RPI 101-999	RPI 201+			
10- 20	0- 2	0- 1	OVERALL	4- 2	6- 15	3- 2			
5- 9	0- 1	0- 1	HOME	1- 2	4- 5	3- 0			
3- 10	0- 1	0- 0	AWAY	2- 0	1- 9	0- 2			
2- 1	0- 0	0- 0	NEUTRAL	1- 0	1- 1	0- 0			
6- 6	0- 0	0- 0	NON-CONFERENCE	2- 2	4- 4	3- 1			
3- 3	0- 0	0- 0	HOME	0- 2	3- 1	3- 0			
2- 3	0- 0	0- 0	AWAY	2- 0	0- 3	0- 1			
1- 0	0- 0	0- 0	NEUTRAL	0- 0	1- 0	0- 0			
4- 14	0- 2	0- 1	CONFERENCE	2- 0	2- 11	0- 1			
2- 6	0- 1	0- 1	HOME	1- 0	1- 4	0- 0			
1- 7	0- 1	0- 0	AWAY	0- 0	1- 6	0- 1			
1- 1	0- 0	0- 0	NEUTRAL	1- 0	0- 1	0- 0			

RPI 1-25				RPI 26-50				RPI 51-100				RPI 101+				Team's RPI: 194
RPI	S	Opponent	Score	RPI	S	Opponent	Score	RPI	S	Opponent	Score	RPI	S	Opponent	Score	
2	A	UConn	60 78	45	H	UCF	44 47	55	H	American	67 72	102	A	Cincinnati	41 78	
14	H	South Fla.	57 71					57	H	Belmont	65 90	102	H	Cincinnati	64 51	
								59	A	South Dakota	64 61	102	N	Cincinnati	65 66	
								78	H	Houston	83 77	120	A	Saint Louis	66 77	
								78	N	Houston	98 72	122	A	Tulane	39 70	
								95	A	Little Rock	74 61	122	H	Tulane	63 72	
												146	A	Arkansas	41 67	
												148	A	Wichita St.	67 62	
												148	H	Wichita St.	59 70	
												159	N	Binghamton	60 55	
												169	H	Oral Roberts	41 53	
												182	A	Temple	75 76	
												191	A	Memphis	56 65	
												191	H	Memphis	48 69	
												192	A	East Carolina	67 73	
												192	H	East Carolina	57 59	
												209	H	Arkansas St.	68 58	
												213	A	SMU	70 74	
												224	A	North Texas	43 66	
												279	H	UMKC	76 52	
												333	H	Ark.-Pine Bluff	87 37	
<hr/>																
LAST 12 Division I GAMES:																
102	N	Cincinnati	65 66	78	H	Houston	83 77	213	A	SMU	70 74					
78	N	Houston	98 72	182	A	Temple	75 76	14	H	South Fla.	57 71					
148	H	Wichita St.	59 70	45	H	UCF	44 47									
191	A	Memphis	56 65	122	A	Tulane	39 70									
192	H	East Carolina	57 59													
102	A	Cincinnati	41 78													

Non-Div I Games: Alas. Anchorage 53 59

Tulsa

UU

Non-Div I Games:

Tuskegee

105 50

Mi l es

85 42

■ Loss, ■ Non-Conf, S Site, H Home A Away N Neutral

UC
D
a
v
i
s

UC Davis			Through Games Of March 5, 2018								
Average RPI	Win:	211	WON-LOST	WINNING	LAST 10	STRENGTH OF	OPP. STRENGTH	TEAM	ADJ.	CONF.	ADJ CONF.
Average RPI	Loss:	127	RECORD	PCT. RANK	GAMES	SCHEDULE	OF SCHEDULE	RPI	RPI	RPI	RPI
DIV. I ONLY			24- 5	15	8- 2	240	167	66	66	21	21
DIV. I NON-CONF.			10- 3	52	0- 0	165	68	60	60	19	19

TOTALS		RPI 1-25		RPI 26-50		W-L RECORDS		RPI 51-100	RPI 101-999	RPI 201+	
24- 5		0- 0		0- 2		OVERALL		1- 1	23- 2	12- 2	
13- 1		0- 0		0- 1		HOME		0- 0	13- 0	7- 0	
10- 4		0- 0		0- 1		AWAY		1- 1	9- 2	5- 2	
1- 0		0- 0		0- 0		NEUTRAL		0- 0	1- 0	0- 0	
10- 3		0- 0		0- 2		NON-CONFERENCE		1- 1	9- 0	4- 0	
5- 1		0- 0		0- 1		HOME		0- 0	5- 0	2- 0	
4- 2		0- 0		0- 1		AWAY		1- 1	3- 0	2- 0	
1- 0		0- 0		0- 0		NEUTRAL		0- 0	1- 0	0- 0	
14- 2		0- 0		0- 0		CONFERENCE		0- 0	14- 2	8- 2	
8- 0		0- 0		0- 0		HOME		0- 0	8- 0	5- 0	
6- 2		0- 0		0- 0		AWAY		0- 0	6- 2	3- 2	
0- 0		0- 0		0- 0		NEUTRAL		0- 0	0- 0	0- 0	

RPI 1-25				RPI 26-50				RPI 51-100				Team's RPI: 66				RPI 101+			
RPI	S	Opponent	Score	RPI	S	Opponent	Score	RPI	S	Opponent	Score	RPI	S	Opponent	Score	RPI	S	Opponent	Score
				42	A	Oregon St.	47 61	77	A	Saint Mary's (CA)	74 50	112	H	Washington St.	91 76				
				45	H	UCF	55 62	85	A	Fordham	62 70	125	N	Yale	71 61				
												126	H	Portland St.	79 67				
												128	H	San Francisco	72 55				
												140	A	Cal Poly	80 76				
												140	H	Cal Poly	85 77				
												183	A	Pacific	90 58				
												185	A	UC Irvine	76 67				
												185	H	UC Irvine	66 56				
												200	A	UC Santa Barbara	68 61				
												200	H	UC Santa Barbara	69 63				
												216	A	CSUN	71 75				
												216	H	CSUN	72 46				
												217	A	Seattle U	79 53				
												239	H	Pepperdine	69 64				
												247	A	UC Riverside	62 76				
												247	H	UC Riverside	74 63				
												250	A	Hawaii	68 56				
												250	H	Hawaii	76 52				
												275	H	Sacramento St.	79 72				
												296	A	Long Beach St.	83 71				
												296	H	Long Beach St.	79 49				
												319	A	Cal St. Fullerton	67 55				
												319	H	Cal St. Fullerton	67 53				
												328	A	Southern Utah	85 59				
				LAST 12 Division I GAMES:															
				247	A	UC Riverside	62 76	140	H	Cal Poly	85 77								
				319	A	Cal St. Fullerton	67 55	216	A	CSUN	71 75								
				185	H	UC Irvine	66 56	296	A	Long Beach St.	83 71								
				250	A	Hawaii	68 56	200	H	UC Santa Barbara	69 63								
				296	H	Long Beach St.	79 49	319	H	Cal St. Fullerton	67 53								
				216	H	CSUN	72 46	140	A	Cal Poly	80 76								

UC
D
a
v
i
s

Non-Div I Games:

UC Davis

UC Irvine				Through Games Of March 5, 2018						
Average RPI Win:	258	WON-LOST	WINNING	LAST 10	STRENGTH OF	OPP. STRENGTH	TEAM	ADJ.	CONF.	ADJ CONF.
Average RPI Loss:	151	RECORD	PCT. RANK	GAMES	SCHEDULE	OF SCHEDULE	RPI	RPI	RPI	RPI
DIV. I ONLY	17- 12	118	6- 4	301	226	185	185	21	21	
DIV. I NON-CONF.	7- 6	165	0- 0	293	261	216	216	19	19	

TOTALS	RPI 1-25	RPI 26-50	W-L RECORDS	RPI 51-100	RPI 101-999	RPI 201+				
17- 12	0- 0	0- 0	OVERALL	0- 4	17- 8	15- 3				
9- 4	0- 0	0- 0	HOME	0- 1	9- 3	7- 1				
8- 6	0- 0	0- 0	AWAY	0- 3	8- 3	8- 1				
0- 2	0- 0	0- 0	NEUTRAL	0- 0	0- 2	0- 1				
7- 6	0- 0	0- 0	NON-CONFERENCE	0- 2	7- 4	7- 1				
3- 2	0- 0	0- 0	HOME	0- 0	3- 2	3- 0				
4- 2	0- 0	0- 0	AWAY	0- 2	4- 0	4- 0				
0- 2	0- 0	0- 0	NEUTRAL	0- 0	0- 2	0- 1				
10- 6	0- 0	0- 0	CONFERENCE	0- 2	10- 4	8- 2				
6- 2	0- 0	0- 0	HOME	0- 1	6- 1	4- 1				
4- 4	0- 0	0- 0	AWAY	0- 1	4- 3	4- 1				
0- 0	0- 0	0- 0	NEUTRAL	0- 0	0- 0	0- 0				

RPI 1-25				RPI 26-50				RPI 51-100				RPI 101+ Team's RPI: 185			
RPI	S	Opponent	Score	RPI	S	Opponent	Score	RPI	S	Opponent	Score	RPI	S	Opponent	Score
								66	A	UC Davis	56 66	126	H	Portland St.	72 82
								66	H	UC Davis	67 76	140	A	Cal Poly	76 79
								82	A	New Mexico	61 83	140	H	Cal Poly	107 66
								87	A	UNLV	54 73	148	N	Wichita St.	53 76
												153	H	Idaho St.	72 78
												200	A	UC Santa Barbara	55 82
												200	H	UC Santa Barbara	77 74
												211	A	CSU Bakersfield	72 59
												216	A	CSUN	67 71
												216	H	CSUN	56 47
												217	A	Seattle U	84 79
												237	N	Illinois	59 65
												239	H	Pepperdine	75 74
												247	A	UC Riverside	81 71
												247	H	UC Riverside	76 63
												250	A	Hawaii	74 67
												250	H	Hawaii	70 66
												270	A	San Diego St.	67 65
												296	A	Long Beach St.	100 81
												296	H	Long Beach St.	73 80
												313	H	Utah St.	87 84
												318	H	Portland	63 52
												319	A	Cal St. Fullerton	76 60
												319	H	Cal St. Fullerton	78 58
												328	A	Southern Utah	71 64

LAST 12 Division I GAMES:															
319	H	Cal St. Fullerton	78 58	247	H	UC Riverside	76 63								
216	A	CSUN	67 71	296	A	Long Beach St.	100 81								
66	A	UC Davis	56 66	319	A	Cal St. Fullerton	76 60								
296	H	Long Beach St.	73 80	216	H	CSUN	56 47								
200	A	UC Santa Barbara	55 82	247	A	UC Riverside	81 71								
140	H	Cal Poly	107 66	250	H	Hawaii	70 66								

Non-Div I Games: Chapman 92 57

Average RPI Win:	198	WON-LOST	WINNING	LAST 10	STRENGTH OF	OPP. STRENGTH	TEAM	ADJ.	CONF.	ADJ CONF.
Average RPI Loss:	149	RECORD	PCT. RANK	GAMES	SCHEDULE	OF SCHEDULE	RPI	RPI	RPI	RPI
DIV. I ONLY	9- 21	274	3- 7	113	155	247	247	21	21	
DIV. I NON-CONF.	3- 11	289	0- 0	44	33	200	200	19	19	

TOTALS	RPI 1-25	RPI 26-50	W-L RECORDS	RPI 51-100	RPI 101-999	RPI 201+				
9- 21	0- 2	0- 2	OVERALL	2- 3	7- 14	5- 6				
7- 5	0- 0	0- 1	HOME	1- 0	6- 4	5- 0				
1- 14	0- 2	0- 1	AWAY	0- 3	1- 8	0- 4				
1- 2	0- 0	0- 0	NEUTRAL	1- 0	0- 2	0- 2				
3- 11	0- 2	0- 2	NON-CONFERENCE	1- 2	2- 5	1- 2				
1- 3	0- 0	0- 1	HOME	0- 0	1- 2	1- 0				
1- 6	0- 2	0- 1	AWAY	0- 2	1- 1	0- 0				
1- 2	0- 0	0- 0	NEUTRAL	1- 0	0- 2	0- 2				
6- 10	0- 0	0- 0	CONFERENCE	1- 1	5- 9	4- 4				
6- 2	0- 0	0- 0	HOME	1- 0	5- 2	4- 0				
0- 8	0- 0	0- 0	AWAY	0- 1	0- 7	0- 4				
0- 0	0- 0	0- 0	NEUTRAL	0- 0	0- 0	0- 0				

RPI 1-25				RPI 26-50				RPI 51-100				RPI 101+				Team's RPI: 247
RPI	S	Opponent	Score	RPI	S	Opponent	Score	RPI	S	Opponent	Score	RPI	S	Opponent	Score	
10	A	UCLA	48 68	41	A	Minnesota	75 101	54	A	Arizona St.	48 73	104	A	Iowa St.	66 89	
13	A	Stanford	43 53	49	H	Southern California	46 64	59	A	South Dakota	66 75	139	A	Fresno St.	68 56	
								66	A	UC Davis	63 74	140	A	Cal Poly	73 91	
								66	H	UC Davis	76 62	140	H	Cal Poly	82 87	
								87	N	UNLV	95 88	144	H	Loyola Marymount	59 67	
												176	H	UTEP	62 73	
												185	A	UC Irvine	63 76	
												185	H	UC Irvine	71 81	
												200	A	UC Santa Barbara	70 72	
												200	H	UC Santa Barbara	84 76	
												211	H	CSU Bakersfield	68 65	
												213	N	SMU	51 73	
												216	A	CSUN	55 60	
												216	H	CSUN	69 58	
												250	A	Hawaii	57 63	
												250	H	Hawaii	79 57	
												275	N	Sacramento St.	72 99	
												296	A	Long Beach St.	58 70	
												296	H	Long Beach St.	77 53	
												319	A	Cal St. Fullerton	62 71	
												319	H	Cal St. Fullerton	63 50	

LAST 12 Division I GAMES:																
				66	H	UC Davis	76 62	200	H	UC Santa Barbara	84 76					
				296	A	Long Beach St.	58 70	140	A	Cal Poly	73 91					
				200	A	UC Santa Barbara	70 72	250	A	Hawaii	57 63					
				319	A	Cal St. Fullerton	62 71	185	H	UC Irvine	71 81					
				216	H	CSUN	69 58	216	A	CSUN	55 60					
				185	A	UC Irvine	63 76	250	H	Hawaii	79 57					

Non-Div I Games:

UC Riverside

Average RPI Win:	255	WON-LOST	WINNING	LAST 10	STRENGTH OF	OPP. STRENGTH	TEAM	ADJ.	CONF.	ADJ CONF.
Average RPI Loss:	146	RECORD	PCT. RANK	GAMES	SCHEDULE	OF SCHEDULE	RPI	RPI	RPI	RPI
DIV. I ONLY	12- 16	218	5- 5	157	238	200	200	21	21	
DIV. I NON-CONF.	3- 9	280	0- 0	90	230	221	221	19	19	

TOTALS	RPI 1-25	RPI 26-50	W-L RECORDS	RPI 51-100	RPI 101-999	RPI 201+				
12- 16	0- 1	0- 1	OVERALL	0- 4	12- 10	10- 5				
7- 5	0- 0	0- 0	HOME	0- 1	7- 4	5- 2				
5- 10	0- 1	0- 1	AWAY	0- 2	5- 6	5- 3				
0- 1	0- 0	0- 0	NEUTRAL	0- 1	0- 0	0- 0				
3- 9	0- 1	0- 1	NON-CONFERENCE	0- 2	3- 5	3- 2				
1- 3	0- 0	0- 0	HOME	0- 0	1- 3	1- 1				
2- 5	0- 1	0- 1	AWAY	0- 1	2- 2	2- 1				
0- 1	0- 0	0- 0	NEUTRAL	0- 1	0- 0	0- 0				
9- 7	0- 0	0- 0	CONFERENCE	0- 2	9- 5	7- 3				
6- 2	0- 0	0- 0	HOME	0- 1	6- 1	4- 1				
3- 5	0- 0	0- 0	AWAY	0- 1	3- 4	3- 2				
0- 0	0- 0	0- 0	NEUTRAL	0- 0	0- 0	0- 0				

RPI 1-25				RPI 26-50				RPI 51-100				RPI 101+ Team's RPI: 200			
RPI	S	Opponent	Score	RPI	S	Opponent	Score	RPI	S	Opponent	Score	RPI	S	Opponent	Score
10	A	UCLA	44 74	42	A	Oregon St.	49 74	66	A	UC Davis	63 69	139	H	Fresno St.	57 64
								66	H	UC Davis	61 68	140	A	Cal Poly	72 73
								77	A	Saint Mary's (CA)	59 89	140	H	Cal Poly	73 68
								80	N	UAB	54 67	144	A	Loyola Marymount	61 67
												167	H	San Diego	58 71
												185	A	UC Irvine	74 77
												185	H	UC Irvine	82 55
												210	A	New Mexico St.	77 47
												216	A	CSUN	74 73
												216	H	CSUN	30 48
												217	H	Seattle U	71 77
												247	A	UC Riverside	76 84
												247	H	UC Riverside	72 70
												250	A	Hawaii	64 73
												250	H	Hawaii	71 61
												270	H	San Diego St.	77 64
												289	A	Santa Clara	63 68
												296	A	Long Beach St.	90 74
												296	H	Long Beach St.	51 44
												306	A	Northern Ariz.	96 93
												319	A	Cal St. Fullerton	59 52
												319	H	Cal St. Fullerton	78 59

LAST 12 Division I GAMES:															
250	A	Hawaii	64 73	247	A	UC Riverside	76 84								
247	H	UC Riverside	72 70	250	H	Hawaii	71 61								
140	A	Cal Poly	72 73	216	H	CSUN	30 48								
185	H	UC Irvine	82 55	66	A	UC Davis	63 69								
319	H	Cal St. Fullerton	78 59	296	A	Long Beach St.	90 74								
319	A	Cal St. Fullerton	59 52	66	H	UC Davis	61 68								

Non-Div I Games:

UC Santa Barbara

Average RPI Win:	169	WON-LOST	WINNING	LAST 10	STRENGTH OF	OPP. STRENGTH	TEAM	ADJ.	CONF.	ADJ CONF.
Average RPI Loss:	55	RECORD	PCT. RANK	GAMES	SCHEDULE	OF SCHEDULE	RPI	RPI	RPI	RPI
DIV. I ONLY	21- 10	78	7- 3	52	80	45	45	7	7	
DIV. I NON-CONF.	8- 5	111	0- 0	68	150	68	68	7	7	

TOTALS	RPI 1-25	RPI 26-50	W-L RECORDS	RPI 51-100	RPI 101-999	RPI 201+				
21- 10	0- 5	0- 2	OVERALL	3- 1	18- 2	5- 0				
10- 4	0- 2	0- 2	HOME	1- 0	9- 0	2- 0				
10- 5	0- 2	0- 0	AWAY	2- 1	8- 2	3- 0				
1- 1	0- 1	0- 0	NEUTRAL	0- 0	1- 0	0- 0				
8- 5	0- 0	0- 2	NON-CONFERENCE	2- 1	6- 2	3- 0				
4- 2	0- 0	0- 2	HOME	1- 0	3- 0	1- 0				
4- 3	0- 0	0- 0	AWAY	1- 1	3- 2	2- 0				
0- 0	0- 0	0- 0	NEUTRAL	0- 0	0- 0	0- 0				
13- 5	0- 5	0- 0	CONFERENCE	1- 0	12- 0	2- 0				
6- 2	0- 2	0- 0	HOME	0- 0	6- 0	1- 0				
6- 2	0- 2	0- 0	AWAY	1- 0	5- 0	1- 0				
1- 1	0- 1	0- 0	NEUTRAL	0- 0	1- 0	0- 0				

U
C
FU
C
F

RPI 1-25				RPI 26-50				Team's RPI: 45				RPI 51-100				RPI 101+			
RPI	S	Opponent	Score	RPI	S	Opponent	Score	RPI	S	Opponent	Score	RPI	S	Opponent	Score	RPI	S	Opponent	Score
2	A	UConn	44 80	46	H	Elon	57 71	66	A	UC Davis	62 55	102	A	Cincinnati	50 38				
2	H	UConn	37 55	48	H	Mercer	64 73	67	A	Virginia Tech	69 86	106	A	Chattanooga	58 57				
14	A	South Fla.	45 62					78	A	Houston	64 59	122	H	Tulane	59 51				
14	H	South Fla.	68 77					79	H	IUPUI	63 59	135	H	UNI	53 43				
14	N	South Fla.	59 74									148	H	Wichita St.	59 53				
												160	A	Samford	51 58				
												182	A	Temple	64 57				
												182	H	Temple	76 46				
												182	N	Temple	77 70				
												183	A	Pacific	74 78				
												187	H	Davidson	62 54				
												191	A	Memphis	63 40				
												191	H	Memphis	61 41				
												192	H	East Carolina	75 54				
												194	A	Tulsa	47 44				
												213	A	SMU	60 42				
												213	H	SMU	58 43				
												228	A	Gardner-Webb	65 30				
												231	A	Boston U.	47 32				
												327	H	Ga. Southern	62 38				
LAST 12 Division I GAMES:																			
14	N	South Fla.	59 74	182	A	Temple	64 57												
182	N	Temple	77 70	2	H	UConn	37 55												
192	H	East Carolina	75 54	191	H	Memphis	61 41												
78	A	Houston	64 59	102	A	Cincinnati	50 38												
191	A	Memphis	63 40	194	A	Tulsa	47 44												
14	H	South Fla.	68 77	213	H	SMU	58 43												

Non-Div I Games:

UCF

Average RPI Win:	115	WON-LOST	WINNING	LAST 10	STRENGTH OF	OPP. STRENGTH	TEAM	ADJ.	CONF.	ADJ CONF.
Average RPI Loss:	19	RECORD	PCT. RANK	GAMES	SCHEDULE	OF SCHEDULE	RPI	RPI	RPI	RPI
DIV. I ONLY	24- 7	37	7- 3	9	21	10	10	5	5	
DIV. I NON-CONF.	9- 2	33	0- 0	35	13	17	17	3	3	

TOTALS	RPI 1-25	RPI 26-50	W-L RECORDS	RPI 51-100	RPI 101-999	RPI 201+				
24- 7	2- 5	7- 1	OVERALL	3- 1	12- 0	4- 0				
13- 2	2- 2	3- 0	HOME	1- 0	7- 0	4- 0				
8- 4	0- 2	2- 1	AWAY	1- 1	5- 0	0- 0				
3- 1	0- 1	2- 0	NEUTRAL	1- 0	0- 0	0- 0				
9- 2	1- 1	1- 0	NON-CONFERENCE	2- 1	5- 0	3- 0				
5- 1	1- 1	0- 0	HOME	0- 0	4- 0	3- 0				
2- 1	0- 0	0- 0	AWAY	1- 1	1- 0	0- 0				
2- 0	0- 0	1- 0	NEUTRAL	1- 0	0- 0	0- 0				
15- 5	1- 4	6- 1	CONFERENCE	1- 0	7- 0	1- 0				
8- 1	1- 1	3- 0	HOME	1- 0	3- 0	1- 0				
6- 3	0- 2	2- 1	AWAY	0- 0	4- 0	0- 0				
1- 1	0- 1	1- 0	NEUTRAL	0- 0	0- 0	0- 0				

RPI	S	Opponent	Score	RPI	S	Opponent	Score	RPI	S	Opponent	Score	RPI	S	Opponent	Score
2	H	UConn	60 78	42	A	Oregon St.	64 67	54	H	Arizona St.	71 63	111	A	Utah	81 74
4	H	Baylor	82 68	42	H	Oregon St.	84 49	58	A	Oklahoma St.	72 87	111	H	Utah	78 71
7	A	Oregon	94 101	43	A	Cal i forn i a	82 46	85	A	Fordham	67 30	112	A	Washington St.	79 71
7	H	Oregon	61 70	43	H	Cal i forn i a	60 52	92	N	Kansas St.	64 55	121	A	Seton Hall	77 68
7	N	Oregon	62 65	43	N	Cal i forn i a	77 74					143	A	Col orado	93 55
13	A	Stanford	65 76	47	N	Creighton	72 63					143	H	Col orado	73 67
13	H	Stanford	64 53	49	A	Southern Cal i forn i a	84 70					200	H	UC Santa Barbara	74 44
				49	H	Southern Cal i forn i a	59 46					201	A	Washing ton	86 69
LAST 12 Division I GAMES:															
				7	N	Oregon	62 65	54	H	Ari zona St.	71 63				
				43	N	Cal i forn i a	77 74	277	H	Ari zona	69 46				
				111	H	Utah	78 71	49	A	Southern Cal i forn i a	84 70				
				143	H	Col orado	73 67	49	H	Southern Cal i forn i a	59 46				
				7	A	Oregon	94 101	112	A	Washi ngton St.	79 71				
				42	A	Oregon St.	64 67	201	A	Washi ngton	86 69				

Non-Div I Games:

UCLA

Average RPI	Win:	89	WON-LOST	WINNING	LAST 10	STRENGTH OF	OPP. STRENGTH	TEAM	ADJ.	CONF.	ADJ CONF.
Average RPI	Loss:	0	RECORD	PCT. RANK	GAMES	SCHEDULE	OF SCHEDULE	RPI	RPI	RPI	RPI
DIV. I ONLY		31- 0		1	10- 0	6	6	2	2	7	7
DIV. I NON-CONF.		13- 0		1	2- 0	1	1	1	1	7	7

TOTALS	RPI 1-25		RPI 26-50		W-L RECORDS	RPI 51-100		RPI 101-999		RPI 201+	
31- 0	10- 0		4- 0		OVERALL	3- 0		14- 0		1- 0	
12- 0	4- 0		2- 0		HOME	0- 0		6- 0		0- 0	
13- 0	5- 0		1- 0		AWAY	1- 0		6- 0		1- 0	
6- 0	1- 0		1- 0		NEUTRAL	2- 0		2- 0		0- 0	
13- 0	8- 0		2- 0		NON-CONFERENCE	2- 0		1- 0		0- 0	
4- 0	3- 0		1- 0		HOME	0- 0		0- 0		0- 0	
5- 0	4- 0		0- 0		AWAY	0- 0		1- 0		0- 0	
4- 0	1- 0		1- 0		NEUTRAL	2- 0		0- 0		0- 0	
18- 0	2- 0		2- 0		CONFERENCE	1- 0		13- 0		1- 0	
8- 0	1- 0		1- 0		HOME	0- 0		6- 0		0- 0	
8- 0	1- 0		1- 0		AWAY	1- 0		5- 0		1- 0	
2- 0	0- 0		0- 0		NEUTRAL	0- 0		2- 0		0- 0	

RPI	S	Opponent	Score	RPI	S	Opponent	Score	RPI	S	Opponent	Score	RPI	S	Opponent	Score
1	H	Notre Dame	80 71	34	N	Oklahoma	88 64	65	N	Michigan St.	96 62	102	H	Cincinnati	106 65
3	H	Louisville	69 58	43	H	California	82 47	72	N	Duquesne	104 52	102	N	Cincinnati	75 21
10	A	UCLA	78 60	45	A	UCF	55 37	78	A	Houston	95 35	122	A	Tulane	91 47
11	A	South Carolina	83 58	45	H	UCF	80 44					122	H	Tulane	98 45
12	A	Texas	75 71									122	N	Tulane	82 56
13	N	Stanford	78 53									148	H	Wichita St.	124 43
14	A	South Fla.	100 49									182	A	Temple	113 57
14	H	South Fla.	82 53									182	H	Temple	106 45
16	H	Maryland	97 72									191	A	Memphis	93 36
24	A	DePaul	103 69									191	H	Memphis	97 49
												192	A	East Carolina	96 35
												194	H	Tulsa	78 60
												198	A	Nevada	88 57
												213	A	SMU	80 36

LAST 12 Division I GAMES:															
102	N	Cincinnati	75 21	3	H	Louisville	69 58	148	H	Wichita St.	124 43	45	A	UCF	55 37
122	N	Tulane	82 56	11	A	South Carolina	83 58	122	H	Tulane	98 45				
14	H	South Fla.	82 53												
213	A	SMU	80 36												
122	A	Tulane	91 47												
182	H	Temple	106 45												

Non-Div I Games:

UConn

UMBC		Average RPI Win: 335	WON-LOST RECORD	WINNING PCT. RANK	LAST 10 GAMES	STRENGTH OF SCHEDULE	OPP. STRENGTH OF SCHEDULE	TEAM RPI	ADJ. RPI	CONF. RPI	ADJ CONF. RPI
Average RPI Loss: 163											
DIV. I ONLY		4- 26	330	3- 7	198	258	323	323	20	20	
DIV. I NON-CONF.		0- 12	337	0- 0	245	238	344	344	24	24	

TOTALS	RPI 1-25	RPI 26-50	W-L RECORDS		RPI 51-100	RPI 101-999	RPI 201+				
4- 26	0- 0	0- 1	OVERALL		0- 7	4- 18	4- 8				
2- 11	0- 0	0- 0	HOME		0- 3	2- 8	2- 3				
2- 13	0- 0	0- 1	AWAY		0- 4	2- 8	2- 3				
0- 2	0- 0	0- 0	NEUTRAL		0- 0	0- 2	0- 2				
0- 12	0- 0	0- 1	NON-CONFERENCE		0- 2	0- 9	0- 7				
0- 4	0- 0	0- 0	HOME		0- 1	0- 3	0- 2				
0- 6	0- 0	0- 1	AWAY		0- 1	0- 4	0- 3				
0- 2	0- 0	0- 0	NEUTRAL		0- 0	0- 2	0- 2				
4- 14	0- 0	0- 0	CONFERENCE		0- 5	4- 9	4- 1				
2- 7	0- 0	0- 0	HOME		0- 2	2- 5	2- 1				
2- 7	0- 0	0- 0	AWAY		0- 3	2- 4	2- 0				
0- 0	0- 0	0- 0	NEUTRAL		0- 0	0- 0	0- 0				

RPI 1-25				RPI 26-50				RPI 51-100				RPI 101+ Team's RPI: 323			
RPI	S	Opponent	Score	RPI	S	Opponent	Score	RPI	S	Opponent	Score	RPI	S	Opponent	Score
				29	A	Princeton	40 77	55	H	American	48 61	108	A	George Mason	38 58
								73	A	Maine	36 69	131	A	Hartford	54 65
								73	A	Maine	43 65	131	H	Hartford	54 61
								73	H	Maine	50 64	159	A	Binghamton	51 81
								83	A	Albany (NY)	45 79	159	H	Binghamton	53 68
								83	H	Albany (NY)	75 78	173	A	New Hampshire	51 56
								85	A	Fordham	46 55	173	H	New Hampshire	46 51
												177	H	Denver	48 70
												186	A	Stony Brook	49 53
												186	H	Stony Brook	44 69
												212	H	Columbia	44 60
												242	A	Hofstra	55 71
												257	N	St. Bonaventure	54 63
												269	A	Towson	64 95
												271	H	LIU Brooklyn	52 66
												272	A	UMES	43 66
												284	N	North Dakota St.	53 67
												294	A	Vermont	52 51
												294	H	Vermont	58 72
												348	A	UMass Lowell	61 39
												348	H	UMass Lowell	66 54
												348	H	UMass Lowell	73 65

LAST 12 Division I GAMES:															
				73	A	Maine	43 65	173	H	New Hampshire	46 51				
				348	H	UMass Lowell	73 65	159	H	Binghamton	53 68				
				348	A	UMass Lowell	61 39	294	A	Vermont	52 51				
				131	H	Hartford	54 61	186	H	Stony Brook	44 69				
				83	A	Albany (NY)	45 79	73	A	Maine	36 69				
				186	A	Stony Brook	49 53	159	A	Binghamton	51 81				

Non-Div I Games: Gettysburg 72 45

UMBC

■ Loss,
 ■ Non-Conf,
 ■ S Site,
 ■ Home
 ■ A Away
 N Neutral

UMES				Through Games Of March 5, 2018							
Average RPI Win:		312	WON-LOST RECORD	WINNING PCT. RANK	LAST 10 GAMES	STRENGTH OF SCHEDULE	OPP. STRENGTH OF SCHEDULE	TEAM RPI	ADJ. RPI	CONF. RPI	ADJ CONF. RPI
Average RPI Loss:		169									
DIV. I ONLY		8- 17	269	6- 4	214	329	272	272	30	30	
DIV. I NON-CONF.		1- 8	313	0- 0	109	148	285	285	30	30	

TOTALS		RPI 1-25	RPI 26-50		W-L RECORDS		RPI 51-100	RPI 101-999	RPI 201+		
8- 17		0- 1	0- 1		OVERALL		0- 1	8- 14	8- 5		
5- 5		0- 0	0- 0		HOME		0- 0	5- 5	5- 2		
3- 11		0- 1	0- 1		AWAY		0- 1	3- 8	3- 3		
0- 1		0- 0	0- 0		NEUTRAL		0- 0	0- 1	0- 0		
1- 8		0- 1	0- 1		NON-CONFERENCE		0- 1	1- 5	1- 1		
1- 1		0- 0	0- 0		HOME		0- 0	1- 1	1- 1		
0- 6		0- 1	0- 1		AWAY		0- 1	0- 3	0- 0		
0- 1		0- 0	0- 0		NEUTRAL		0- 0	0- 1	0- 0		
7- 9		0- 0	0- 0		CONFERENCE		0- 0	7- 9	7- 4		
4- 4		0- 0	0- 0		HOME		0- 0	4- 4	4- 1		
3- 5		0- 0	0- 0		AWAY		0- 0	3- 5	3- 3		
0- 0		0- 0	0- 0		NEUTRAL		0- 0	0- 0	0- 0		

RPI 1-25				RPI 26-50				RPI 51-100				RPI 101+ Team's RPI: 272			
RPI	S	Opponent	Score	RPI	S	Opponent	Score	RPI	S	Opponent	Score	RPI	S	Opponent	Score
19	A	Buffalo	41 76	35	A	Syracuse	45 68	67	A	Virginia Tech	52 90	108	A	George Mason	68 82
												109	A	Wake Forest	50 92
												129	A	Bethune-Cookman	61 73
												129	H	Bethune-Cookman	48 55
												159	N	Binghamton	51 68
												168	A	N. C. A&T	60 65
												168	H	N. C. A&T	45 57
												178	H	Hampton	65 70
												192	A	East Carolina	54 64
												215	H	Norfolk St.	53 63
												267	A	Howard	83 79
												267	H	Howard	58 52
												268	A	Morgan St.	50 63
												293	H	Mt. St. Mary's	63 66
												317	A	N. C. Central	80 69
												317	H	N. C. Central	84 73
												320	A	Coppin St.	63 69
												322	A	South Carolina St.	51 54
												323	H	UMBC	66 43
												331	H	Delaware St.	76 56
												337	H	Florida A&M	87 70
												340	A	Savannah St.	68 56

LAST 12 Division I GAMES:															
331	H	Delaware St.	76 56	337	H	Florida A&M	87 70								
215	H	Norfolk St.	53 63	320	A	Coppin St.	63 69								
168	A	N. C. A&T	60 65	267	H	Howard	58 52								
317	A	N. C. Central	80 69	317	H	N. C. Central	84 73								
267	A	Howard	83 79	168	H	N. C. A&T	45 57								
129	A	Bethune-Cookman	61 73	322	A	South Carolina St.	51 54								

Non-Div I Games: Wesley 97 30 Alas. Anchorage 59 69 Valley Forge 92 38

UMES

Loss, Non-Conf, S Site, H Home A Away N Neutral

UMKC				Through Games Of March 5, 2018							
Average RPI Win:		277	WON-LOST RECORD	WINNING PCT. RANK	LAST 10 GAMES	STRENGTH OF SCHEDULE	OPP. STRENGTH OF SCHEDULE	TEAM RPI	ADJ. RPI	CONF. RPI	ADJ CONF. RPI
Average RPI Loss:		186									
DIV. I ONLY		8- 18	273	5- 5	256	295	279	279	31	31	
DIV. I NON-CONF.		1- 11	331	0- 0	150	126	296	296	31	31	
<hr/>											
TOTALS		RPI 1-25	RPI 26-50		W-L RECORDS		RPI 51-100	RPI 101-999	RPI 201+		
8- 18		0- 0	0- 1		OVERALL		0- 2	8- 15	7- 9		
3- 7		0- 0	0- 1		HOME		0- 0	3- 6	3- 4		
4- 11		0- 0	0- 0		AWAY		0- 2	4- 9	4- 5		
1- 0		0- 0	0- 0		NEUTRAL		0- 0	1- 0	0- 0		
1- 11		0- 0	0- 1		NON-CONFERENCE		0- 2	1- 8	0- 2		
0- 3		0- 0	0- 1		HOME		0- 0	0- 2	0- 0		
0- 8		0- 0	0- 0		AWAY		0- 2	0- 6	0- 2		
1- 0		0- 0	0- 0		NEUTRAL		0- 0	1- 0	0- 0		
7- 7		0- 0	0- 0		CONFERENCE		0- 0	7- 7	7- 7		
3- 4		0- 0	0- 0		HOME		0- 0	3- 4	3- 4		
4- 3		0- 0	0- 0		AWAY		0- 0	4- 3	4- 3		
0- 0		0- 0	0- 0		NEUTRAL		0- 0	0- 0	0- 0		

RPI 1-25				RPI 26-50				RPI 51-100				RPI 101+ Team's RPI: 279			
RPI	S	Opponent	Score	RPI	S	Opponent	Score	RPI	S	Opponent	Score	RPI	S	Opponent	Score
				38	H	Northern Colo.	73 88	60	A	Nebraska	60 80	104	A	Iowa St.	45 61
								99	A	Western Ill.	71 90	148	A	Wichita St.	63 72
												169	H	Oral Roberts	73 76
												177	H	Denver	68 77
												183	A	Kansas	48 63
												194	A	Tulsa	52 76
												197	N	Stetson	67 50
												210	A	New Mexico St.	62 70
												210	H	New Mexico St.	67 76
												211	A	CSU Bakersfield	60 58
												211	H	CSU Bakersfield	62 76
												217	A	Seattle U	62 66
												217	H	Seattle U	58 62
												219	A	Fla. Atlantic	55 65
												241	A	Illinois St.	53 64
												248	A	Grand Canyon	62 59
												248	H	Grand Canyon	84 82
												308	A	UTRGV	54 52
												308	H	UTRGV	79 59
												321	A	Utah Valley	65 68
												321	H	Utah Valley	59 66
												346	A	Chicago St.	59 47
												346	H	Chicago St.	106 47
<hr/>															
LAST 12 Division I GAMES:															
				346	A	Chicago St.	59 47	211	H	CSU Bakersfield	62 76				
				210	H	New Mexico St.	67 76	248	H	Grand Canyon	84 82				
				308	H	UTRGV	79 59	210	A	New Mexico St.	62 70				
				346	H	Chicago St.	106 47	248	A	Grand Canyon	62 59				
				321	A	Utah Valley	65 68	211	A	CSU Bakersfield	60 58				
				217	A	Seattle U	62 66	217	H	Seattle U	58 62				

Non-Div I Games: Lincoln (MO) 98 41 Harris-Stowe 114 59 Cent. Christian Bib90 10

UMKC

Loss, Non-Conf, S Site, H Home A Away N Neutral

Average RPI		Win: 284	Loss: 219	WON-LOST RECORD	WINNING PCT. RANK	LAST 10 GAMES	STRENGTH OF SCHEDULE	OPP. STRENGTH OF SCHEDULE	TEAM RPI	ADJ. RPI	CONF. RPI	ADJ. CONF. RPI
DIV. I ONLY				3- 26	337	1- 9	341	295	348	348	20	20
DIV. I NON-CONF.				2- 10	300	0- 0	348	347	348	348	24	24
TOTALS		RPI 1-25			RPI 26-50		W-L RECORDS		RPI 51-100		RPI 101-999	RPI 201+
3- 26	0- 0			0- 0		OVERALL		0- 4		3- 22		3- 14
2- 11	0- 0			0- 0		HOME		0- 2		2- 9		2- 5
1- 15	0- 0			0- 0		AWAY		0- 2		1- 13		1- 9
0- 0	0- 0			0- 0		NEUTRAL		0- 0		0- 0		0- 0
2- 10	0- 0			0- 0		NON-CONFERENCE		0- 0		2- 10		2- 10
1- 4	0- 0			0- 0		HOME		0- 0		1- 4		1- 4
1- 6	0- 0			0- 0		AWAY		0- 0		1- 6		1- 6
0- 0	0- 0			0- 0		NEUTRAL		0- 0		0- 0		0- 0
1- 16	0- 0			0- 0		CONFERENCE		0- 4		1- 12		1- 4
1- 7	0- 0			0- 0		HOME		0- 2		1- 5		1- 1
0- 9	0- 0			0- 0		AWAY		0- 2		0- 7		0- 3
0- 0	0- 0			0- 0		NEUTRAL		0- 0		0- 0		0- 0

[illegible]

Non-Div I Games:	Fisher	102	47
------------------	--------	-----	----

UMass Lowell I

■ Loss, ■ Non-Conf, S Site, H Home A Away N Neutral

Average RPI Win:	260	WON-LOST	WINNING	LAST 10	STRENGTH OF	OPP. STRENGTH	TEAM	ADJ.	CONF.	ADJ CONF.
Average RPI Loss:	183	RECORD	PCT. RANK	GAMES	SCHEDULE	OF SCHEDULE	RPI	RPI	RPI	RPI
DIV. I ONLY	14- 14	177	6- 4	277	298	225	225	27	27	
DIV. I NON-CONF.	2- 8	290	0- 0	266	174	309	309	28	28	

TOTALS	RPI 1-25	RPI 26-50	W-L RECORDS	RPI 51-100	RPI 101-999	RPI 201+				
14- 14	0- 1	0- 1	OVERALL	1- 1	13- 11	11- 5				
7- 7	0- 0	0- 1	HOME	1- 0	6- 6	6- 1				
7- 7	0- 1	0- 0	AWAY	0- 1	7- 5	5- 4				
0- 0	0- 0	0- 0	NEUTRAL	0- 0	0- 0	0- 0				
2- 8	0- 1	0- 1	NON-CONFERENCE	0- 0	2- 6	2- 2				
1- 4	0- 0	0- 1	HOME	0- 0	1- 3	1- 0				
1- 4	0- 1	0- 0	AWAY	0- 0	1- 3	1- 2				
0- 0	0- 0	0- 0	NEUTRAL	0- 0	0- 0	0- 0				
12- 6	0- 0	0- 0	CONFERENCE	1- 1	11- 5	9- 3				
6- 3	0- 0	0- 0	HOME	1- 0	5- 3	5- 1				
6- 3	0- 0	0- 0	AWAY	0- 1	6- 2	4- 2				
0- 0	0- 0	0- 0	NEUTRAL	0- 0	0- 0	0- 0				

RPI 1-25				RPI 26-50				RPI 51-100				RPI 101+				Team's RPI: 225
RPI	S	Opponent	Score	RPI	S	Opponent	Score	RPI	S	Opponent	Score	RPI	S	Opponent	Score	
17	A	NC State	55 87	48	H	Mercer	56 67	89	A	Liberty	48 53	103	H	Middle Tenn.	57 72	
								89	H	Liberty	48 41	136	A	Radford	67 56	
												136	H	Radford	48 64	
												155	H	Charlotte	47 51	
												187	A	Davidson	50 58	
												189	H	Furman	63 71	
												193	A	High Point	78 59	
												193	H	High Point	45 58	
												228	A	Gardner-Webb	61 60	
												228	H	Gardner-Webb	62 60	
												245	A	Presbyterian	63 72	
												245	H	Presbyterian	74 76	
												256	A	Campbell	60 52	
												256	H	Campbell	38 33	
												274	H	Appalachian St.	69 60	
												302	A	USC Upstate	76 70	
												303	A	Wofford	68 70	
												307	A	Western Caro.	52 62	
												324	A	Charleston So.	78 61	
												324	H	Charleston So.	71 69	
												343	A	Longwood	54 67	
												343	H	Longwood	82 52	
												344	A	Wintthrop	70 48	
												344	H	Wintthrop	63 51	
LAST 12 Division I GAMES:																
228	H	Gardner-Webb	62 60	193	A	High Point	78 59									
245	A	Presbyterian	63 72	136	H	Radford	48 64									
343	A	Longwood	54 67	344	H	Wintthrop	63 51									
256	H	Campbell	38 33	228	A	Gardner-Webb	61 60									
89	A	Liberty	48 53	245	H	Presbyterian	74 76									
324	H	Charleston So.	71 69	324	A	Charleston So.	78 61									

Non-Div I Games: Warren Wilson 100 53

UNC Asheville

■ Loss,
 ■ Non-Conf,
 ■ Site,
 ■ Home
 ■ Away
 ■ Neutral

UNCG		Average RPI Win: 238	WON-LOST RECORD	WINNING PCT. RANK	LAST 10 GAMES	STRENGTH OF SCHEDULE	OPP. STRENGTH OF SCHEDULE	TEAM RPI	ADJ. RPI	CONF. RPI	ADJ. CONF. RPI
Average RPI Loss: 147											
DIV. I ONLY	10- 17	240	5- 5	158	200	218	218	17	17		
DIV. I NON-CONF.	3- 8	268	0- 0	196	309	257	257	17	17		

TOTALS	RPI 1-25	RPI 26-50	W-L RECORDS	RPI 51-100	RPI 101-999	RPI 201+					
10- 17	0- 1	0- 3	OVERALL	0- 0	10- 13	7- 4					
5- 6	0- 0	0- 1	HOME	0- 0	5- 5	3- 2					
4- 10	0- 1	0- 2	AWAY	0- 0	4- 7	4- 2					
1- 1	0- 0	0- 0	NEUTRAL	0- 0	1- 1	0- 0					
3- 8	0- 1	0- 1	NON-CONFERENCE	0- 0	3- 6	3- 4					
1- 3	0- 0	0- 0	HOME	0- 0	1- 3	1- 2					
2- 5	0- 1	0- 1	AWAY	0- 0	2- 3	2- 2					
0- 0	0- 0	0- 0	NEUTRAL	0- 0	0- 0	0- 0					
7- 9	0- 0	0- 2	CONFERENCE	0- 0	7- 7	4- 0					
4- 3	0- 0	0- 1	HOME	0- 0	4- 2	2- 0					
2- 5	0- 0	0- 1	AWAY	0- 0	2- 4	2- 0					
1- 1	0- 0	0- 0	NEUTRAL	0- 0	1- 1	0- 0					

RPI 1-25				RPI 26-50				RPI 51-100				RPI 101+ Team's RPI: 218			
RPI	S	Opponent	Score	RPI	S	Opponent	Score	RPI	S	Opponent	Score	RPI	S	Opponent	Score
18	A	Duke	54 85	31	A	Virginia	50 68					106	A	Chattanooga	42 49
				48	A	Mercer	57 80					106	H	Chattanooga	57 73
				48	H	Mercer	54 57					106	N	Chattanooga	70 66
												110	A	ETSU	52 60
												110	H	ETSU	65 61
												110	N	ETSU	52 54
												136	A	Radford	53 56
												160	A	Samford	48 56
												160	H	Samford	53 60
												189	A	Furman	54 55
												189	H	Furman	76 74
												193	H	High Point	72 81
												215	A	Norfolk St.	63 64
												227	A	Coastal Caro.	60 54
												245	A	Presbyteria n	64 57
												256	H	Campbel l	61 72
												281	H	VCU	74 61
												292	H	Murray St.	52 63
												303	A	Wofford	81 75
												303	H	Wofford	66 51
												307	A	Western Caro.	88 67
												307	H	Western Caro.	57 54
												315	A	Eastern Ky.	59 70
LAST 12 Division I GAMES:															
				110	N	ETSU	52 54	189	A	Furman	54 55				
				106	N	Chattanooga	70 66	106	H	Chattanooga	57 73				
				307	H	Western Caro.	57 54	110	H	ETSU	65 61				
				48	H	Mercer	54 57	307	A	Western Caro.	88 67				
				160	H	Samford	53 60	160	A	Samford	48 56				
				303	A	Wofford	81 75	48	A	Mercer	57 80				

Non-Div I Games: Greensboro 82 34 Tuscul um 69 71 Lees-McRae 78 62 Southern Wesleyan 96 35 UNCG

Loss, Non-Conf, S Site, H Home A Away N Neutral

Average RPI Win:	242	WON-LOST	WINNING	LAST 10	STRENGTH OF	OPP. STRENGTH	TEAM	ADJ.	CONF.	ADJ CONF.
Average RPI Loss:	98	RECORD	PCT. RANK	GAMES	SCHEDULE	OF SCHEDULE	RPI	RPI	RPI	RPI
DIV. I ONLY	16- 12	127	8- 2	179	172	135	135	24	24	
DIV. I NON-CONF.	3- 7	254	0- 0	40	8	136	136	21	21	

TOTALS	RPI 1-25	RPI 26-50	W-L RECORDS	RPI 51-100	RPI 101-999	RPI 201+				
16- 12	0- 1	0- 3	OVERALL	2- 5	14- 3	12- 1				
8- 4	0- 1	0- 0	HOME	0- 3	8- 0	6- 0				
7- 8	0- 0	0- 3	AWAY	1- 2	6- 3	6- 1				
1- 0	0- 0	0- 0	NEUTRAL	1- 0	0- 0	0- 0				
3- 7	0- 1	0- 3	NON-CONFERENCE	2- 1	1- 2	0- 1				
1- 2	0- 1	0- 0	HOME	0- 1	1- 0	0- 0				
1- 5	0- 0	0- 3	AWAY	1- 0	0- 2	0- 1				
1- 0	0- 0	0- 0	NEUTRAL	1- 0	0- 0	0- 0				
13- 5	0- 0	0- 0	CONFERENCE	0- 4	13- 1	12- 0				
7- 2	0- 0	0- 0	HOME	0- 2	7- 0	6- 0				
6- 3	0- 0	0- 0	AWAY	0- 2	6- 1	6- 0				
0- 0	0- 0	0- 0	NEUTRAL	0- 0	0- 0	0- 0				

U
N
IU
N
I

RPI 1-25				RPI 26-50				RPI 51-100				RPI 101+				Team's RPI: 135
RPI	S	Opponent	Score	RPI	S	Opponent	Score	RPI	S	Opponent	Score	RPI	S	Opponent	Score	
21	H	Iowa	47 71	30	A	South Dakota St.	47 57	70	A	Drake	64 81	104	H	Iowa St.	57 53	
				45	A	UCF	43 53	70	H	Drake	67 72	172	A	Southern Ill.	53 60	
				47	A	Creighton	78 89	74	N	Wyoming	55 40	172	H	Southern Ill.	71 63	
								79	H	IUPUI	48 54	199	A	North Dakota	72 80	
								92	A	Kansas St.	72 71	241	A	Illinois St.	58 36	
								97	A	Missouri St.	52 62	241	H	Illinois St.	66 48	
								97	H	Missouri St.	52 57	243	A	Omaha	74 78	
												259	A	Indiana St.	56 46	
												259	H	Indiana St.	59 53	
												266	A	Bradley	51 40	
												266	H	Bradley	63 50	
												298	A	Valparaiso	76 53	
												298	H	Valparaiso	77 56	
												304	A	Loyola Chicago	64 39	
												304	H	Loyola Chicago	70 41	
												349	A	Evansville	85 60	
												349	H	Evansville	65 41	

LAST 12 Division I GAMES:																
304	A	Loyola Chicago	64 39	259	A	Indiana St.	56 46	172	H	Southern Ill.	71 63	97	H	Missouri St.	52 57	
298	A	Valparaiso	76 53	70	H	Drake	67 72	241	A	Illinois St.	58 36	266	A	Bradley	51 40	
266	H	Bradley	63 50	47	A	Creighton	78 89	74	N	Wyoming	55 40	70	H	Drake	64 81	
241	H	Illinois St.	66 48													
70	H	Drake	67 72													
349	A	Evansville	85 60													

Non-Div I Games: Wis.-Parkside 92 62

UNI

Average RPI Win: 237
Average RPI Loss: 150

WON-LOST
RECORD

WINNING
PCT. RANK

LAST 10
GAMES

STRENGTH OF
SCHEDULE

OPP. STRENGTH
OF SCHEDULE

TEAM
RPI

ADJ.
RPI

CONF.
RPI

ADJ CONF.
RPI

DIV. I ONLY	18- 11	101	8- 2	314	171	170	170	22	22
DIV. I NON-CONF.	6- 5	153	0- 0	241	50	172	172	23	23

TOTALS	RPI 1-25	RPI 26-50	W-L RECORDS	RPI 51-100	RPI 101-999	RPI 201+			
18- 11	0- 0	0- 0	OVERALL	0- 4	18- 7	11- 3			
13- 2	0- 0	0- 0	HOME	0- 1	13- 1	7- 0			
5- 9	0- 0	0- 0	AWAY	0- 3	5- 6	4- 3			
0- 0	0- 0	0- 0	NEUTRAL	0- 0	0- 0	0- 0			
6- 5	0- 0	0- 0	NON-CONFERENCE	0- 3	6- 2	3- 0			
5- 1	0- 0	0- 0	HOME	0- 1	5- 0	2- 0			
1- 4	0- 0	0- 0	AWAY	0- 2	1- 2	1- 0			
0- 0	0- 0	0- 0	NEUTRAL	0- 0	0- 0	0- 0			
12- 6	0- 0	0- 0	CONFERENCE	0- 1	12- 5	8- 3			
8- 1	0- 0	0- 0	HOME	0- 0	8- 1	5- 0			
4- 5	0- 0	0- 0	AWAY	0- 1	4- 4	3- 3			
0- 0	0- 0	0- 0	NEUTRAL	0- 0	0- 0	0- 0			

RPI 1-25				RPI 26-50				RPI 51-100				RPI 101+ Team's RPI: 170			
RPI	S	Opponent	Score	RPI	S	Opponent	Score	RPI	S	Opponent	Score	RPI	S	Opponent	Score
								68	A	Georgia Tech	52 80	111	A	Utah	41 71
								78	H	Houston	58 62	128	H	San Francisco	56 54
								92	A	Kansas St.	56 70	137	A	Texas St.	58 75
								95	A	Little Rock	57 59	137	H	Texas St.	61 59
												139	H	Fresno St.	67 54
												146	A	Arkansas	57 91
												164	A	Louisiana	38 34
												164	H	Louisiana	63 61
												165	H	South Ala.	63 76
												169	H	Oral Roberts	70 46
												180	H	Troy	76 57
												209	A	Arkansas St.	80 85
												213	H	SMU	58 55
												227	A	Coastal Caro.	76 89
												227	H	Coastal Caro.	65 63
												264	A	UTSA	69 68
												274	A	Appalachian St.	64 60
												274	H	Appalachian St.	49 48
												305	A	Georgia St.	81 76
												305	H	Georgia St.	62 57
												311	H	Incarnate Word	61 48
												327	A	Ga. Southern	68 73
												327	H	Ga. Southern	70 49
												338	A	La.-Monroe	80 53
												338	H	La.-Monroe	70 61

LAST 12 Division I GAMES:															
				137	A	Texas St.	58 75	227	H	Coastal Caro.	65 63				
				305	H	Georgia St.	62 57	274	H	Appalachian St.	49 48				
				327	H	Ga. Southern	70 49	327	A	Ga. Southern	68 73				
				164	A	Louisiana	38 34	305	A	Georgia St.	81 76				
				338	A	La.-Monroe	80 53	338	H	La.-Monroe	70 61				
				137	H	Texas St.	61 59	164	H	Louisiana	63 61				

Non-Div I Games:

UT Arlington

Average RPI Win:	262	WON-LOST	WINNING	LAST 10	STRENGTH OF	OPP. STRENGTH	TEAM	ADJ.	CONF.	ADJ CONF.
Average RPI Loss:	132	RECORD	PCT. RANK	GAMES	SCHEDULE	OF SCHEDULE	RPI	RPI	RPI	RPI
DIV. I ONLY	17- 14	147	8- 2	181	259	156	156	25	25	
DIV. I NON-CONF.	2- 8	290	0- 0	92	88	258	258	27	27	

TOTALS	RPI 1-25	RPI 26-50	W-L RECORDS	RPI 51-100	RPI 101-999	RPI 201+				
17- 14	0- 1	0- 0	OVERALL	0- 4	17- 9	13- 2				
9- 3	0- 0	0- 0	HOME	0- 1	9- 2	7- 0				
6- 8	0- 1	0- 0	AWAY	0- 1	6- 6	5- 2				
2- 3	0- 0	0- 0	NEUTRAL	0- 2	2- 1	1- 0				
2- 8	0- 1	0- 0	NON-CONFERENCE	0- 2	2- 5	1- 1				
2- 1	0- 0	0- 0	HOME	0- 0	2- 1	1- 0				
0- 5	0- 1	0- 0	AWAY	0- 1	0- 3	0- 1				
0- 2	0- 0	0- 0	NEUTRAL	0- 1	0- 1	0- 0				
15- 6	0- 0	0- 0	CONFERENCE	0- 2	15- 4	12- 1				
7- 2	0- 0	0- 0	HOME	0- 1	7- 1	6- 0				
6- 3	0- 0	0- 0	AWAY	0- 0	6- 3	5- 1				
2- 1	0- 0	0- 0	NEUTRAL	0- 1	2- 0	1- 0				

RPI 1-25				RPI 26-50				RPI 51-100				RPI 101+ Team's RPI: 156			
RPI	S	Opponent	Score	RPI	S	Opponent	Score	RPI	S	Opponent	Score	RPI	S	Opponent	Score
3	A	Louisville	56 91					57	H	Belmont	63 65	106	A	Chattanooga	82 87
								57	N	Belmont	56 63	141	N	Eastern Wash.	58 61
								61	A	Purdue	58 60	162	A	Jacksonville St.	61 57
								77	N	Saint Mary's (CA)	58 69	163	A	SIUE	70 73
												163	H	SIUE	72 64
												163	N	SIUE	69 67
												168	H	N.C. A&T	76 63
												172	A	Southern Ill.	72 84
												174	H	Northwestern	63 71
												190	A	Morehead St.	75 88
												190	H	Morehead St.	76 81
												209	A	Arkansas St.	73 84
												232	A	Southeast Mo. St.	69 68
												232	H	Southeast Mo. St.	72 65
												232	N	Southeast Mo. St.	63 60
												249	A	Austin Peay	62 69
												249	H	Austin Peay	100 66
												292	A	Murray St.	97 80
												292	H	Murray St.	85 67
												307	H	Western Caro.	62 54
												311	A	Tennessee Tech	67 51
												315	A	Eastern Ky.	72 54
												315	H	Eastern Ky.	77 49
												330	H	Tennessee St.	80 68
												345	A	Eastern Ill.	72 44
												345	H	Eastern Ill.	85 57

				LAST 12 Division I GAMES:											
				57	N	Belmont	56 63	163	H	SIUE	72 64				
				163	N	SIUE	69 67	232	H	Southeast Mo. St.	72 65				
				232	N	Southeast Mo. St.	63 60	315	A	Eastern Ky.	72 54				
				232	A	Southeast Mo. St.	69 68	292	H	Murray St.	85 67				
				190	A	Morehead St.	75 88	249	H	Austin Peay	100 66				
				345	H	Eastern Ill.	85 57	311	A	Tennessee Tech	67 51				

Non-Div I Games: Rhodes 90 49 Ala.-Huntsville 104 73

UT Martin

U
T
E
P

U
T
E
P

UTEP

Page 317

Average RPI Win:	286	WON-LOST	WINNING	LAST 10	STRENGTH OF	OPP. STRENGTH	TEAM	ADJ.	CONF.	ADJ CONF.
Average RPI Loss:	215	RECORD	PCT. RANK	GAMES	SCHEDULE	OF SCHEDULE	RPI	RPI	RPI	RPI
DIV. I ONLY	11- 15	220	4- 6	342	325	308	308	31	31	
DIV. I NON-CONF.	7- 5	132	0- 0	313	277	227	227	31	31	

TOTALS	RPI 1-25	RPI 26-50	W-L RECORDS	RPI 51-100	RPI 101-999	RPI 201+				
11- 15	0- 0	0- 1	OVERALL	0- 1	11- 13	11- 13				
9- 5	0- 0	0- 1	HOME	0- 0	9- 4	9- 4				
2- 10	0- 0	0- 0	AWAY	0- 1	2- 9	2- 9				
0- 0	0- 0	0- 0	NEUTRAL	0- 0	0- 0	0- 0				
7- 5	0- 0	0- 1	NON-CONFERENCE	0- 1	7- 3	7- 3				
6- 1	0- 0	0- 1	HOME	0- 0	6- 0	6- 0				
1- 4	0- 0	0- 0	AWAY	0- 1	1- 3	1- 3				
0- 0	0- 0	0- 0	NEUTRAL	0- 0	0- 0	0- 0				
4- 10	0- 0	0- 0	CONFERENCE	0- 0	4- 10	4- 10				
3- 4	0- 0	0- 0	HOME	0- 0	3- 4	3- 4				
1- 6	0- 0	0- 0	AWAY	0- 0	1- 6	1- 6				
0- 0	0- 0	0- 0	NEUTRAL	0- 0	0- 0	0- 0				

RPI	S	Opponent	Score	RPI	S	Opponent	Score	RPI	S	Opponent	Score	RPI	S	Opponent	Score
49	H	Southern Cal i forn i a	64 71	58	A	Okl ahoma St.	38 80	203	A	Wi sconsi n	54 82	210	A	New Mexico St.	56 72
								210	H	New Mexico St.	77 79	211	A	CSU Bakersfi el d	30 71
								211	H	CSU Bakersfi el d	64 67	217	A	Seattle U	56 64
								217	H	Seattle U	69 67	223	A	A&M-Corpus Christi	41 71
								223	H	A&M-Corpus Christi	56 53	244	H	Prai ri e View	78 62
								248	A	Grand Canyon	58 59	248	H	Grand Canyon	59 65
								251	A	Texas Tech	64 80	264	H	UTSA	70 58
								276	H	Massachusetts	67 59	279	A	UMKC	59 79
								279	H	UMKC	52 54	284	A	North Dakota St.	82 79
								285	H	Can i si us	63 46	321	A	Utah Valley	60 69
								321	H	Utah Valley	71 64	337	H	Flori da A&M	51 38
								346	A	Chi cago St.	69 62	346	H	Chi cago St.	81 44
LAST 12 Di vi si on I GAMES:															
210	A	New Mexico St.	56 72	248	A	Grand Canyon	58 59								
346	A	Chi cago St.	69 62	210	H	New Mexico St.	77 79								
279	A	UMKC	59 79	346	H	Chi cago St.	81 44								
321	H	Utah Valley	71 64	217	A	Seattle U	56 64								
217	H	Seattle U	69 67	321	A	Utah Valley	60 69								
211	A	CSU Bakersfi el d	30 71	248	H	Grand Canyon	59 65								

Non-Di v I Games: Texas Lutheran 78 43 Concordi a (TX) 67 49 Tri ni ty (TX) 62 57

UTRGV

Loss, Non-Conf, S Site, H Home A Away N Neutral

Average RPI Win:	180	WON-LOST	WINNING	LAST 10	STRENGTH OF	OPP. STRENGTH	TEAM	ADJ.	CONF.	ADJ CONF.
Average RPI Loss:	62	RECORD	PCT. RANK	GAMES	SCHEDULE	OF SCHEDULE	RPI	RPI	RPI	RPI
DIV. I ONLY	17- 13	130	3- 7	128	61	111	111	5	5	
DIV. I NON-CONF.	9- 2	33	0- 0	177	192	52	52	3	3	

TOTALS	RPI 1-25	RPI 26-50	W-L RECORDS	RPI 51-100	RPI 101-999	RPI 201+				
17- 13	0- 4	0- 4	OVERALL	3- 2	14- 3	5- 0				
10- 6	0- 2	0- 2	HOME	2- 1	8- 1	3- 0				
7- 6	0- 2	0- 2	AWAY	1- 1	6- 1	2- 0				
0- 1	0- 0	0- 0	NEUTRAL	0- 0	0- 1	0- 0				
9- 2	0- 0	0- 0	NON-CONFERENCE	2- 1	7- 1	3- 0				
7- 0	0- 0	0- 0	HOME	2- 0	5- 0	2- 0				
2- 2	0- 0	0- 0	AWAY	0- 1	2- 1	1- 0				
0- 0	0- 0	0- 0	NEUTRAL	0- 0	0- 0	0- 0				
8- 11	0- 4	0- 4	CONFERENCE	1- 1	7- 2	2- 0				
3- 6	0- 2	0- 2	HOME	0- 1	3- 1	1- 0				
5- 4	0- 2	0- 2	AWAY	1- 0	4- 0	1- 0				
0- 1	0- 0	0- 0	NEUTRAL	0- 0	0- 1	0- 0				

RPI 1-25				RPI 26-50				RPI 51-100				RPI 101+				Team's RPI: 111
RPI	S	Opponent	Score	RPI	S	Opponent	Score	RPI	S	Opponent	Score	RPI	S	Opponent	Score	
7	H	Oregon	68 84	42	H	Oregon St.	58 69	54	A	Arizona St.	58 56	112	A	Washington St.	81 79	
10	A	UCLA	71 78	43	A	Cal i forn i a	73 84	54	H	Arizona St.	81 83	112	H	Washington St.	54 50	
10	H	UCLA	74 81	49	A	Southern Cal i forn i a	52 53	61	H	Purdue	81 68	143	A	Col orado	78 74	
13	A	Stanford	49 70	49	H	Southern Cal i forn i a	47 58	77	H	Saint Mary's (CA)	74 63	143	H	Col orado	65 69	
								94	A	Al abama	60 65	143	N	Col orado	56 66	
												145	A	Weber St.	85 58	
												154	A	BYU	68 77	
												169	H	Oral Roberts	71 50	
												170	H	UT Ar lington	71 41	
												198	H	Nevada	87 61	
												201	A	Washi ngton	74 65	
												201	H	Washi ngton	81 46	
												239	H	Pepperdi ne	89 65	
												277	A	Ari zona	80 56	
												277	H	Ari zona	89 55	
												311	H	Incarnate Word	90 31	
												313	A	Utah St.	79 44	

LAST 12 Di v i s i o n I GAMES:																
143	N	Col orado	56 66	13	A	Stanford	49 70									
10	A	UCLA	71 78	143	A	Col orado	78 74									
49	A	Southern Cal i forn i a	52 53	143	H	Col orado	65 69									
201	H	Washi ngton	81 46	7	H	Oregon	68 84									
112	H	Washi ngton St.	54 50	42	H	Oregon St.	58 69									
43	A	Cal i forn i a	73 84	277	A	Ari zona	80 56									

Non-Di v I Games:

Utah

Average RPI Win: 221

Average RPI Loss: 168

WON-LOST
RECORDWINNING
PCT. RANKLAST 10
GAMESSTRENGTH OF
SCHEDULEOPP. STRENGTH
OF SCHEDULETEAM
RPIADJ.
RPICONF.
RPIADJ CONF.
RPIDIV. I ONLY
DIV. I NON-CONF.6- 23
1- 9315
3183- 7
0- 0224
247176
318313
329313
32916
1416
14

TOTALS

RPI 1-25

RPI 26-50

W-L RECORDS

RPI 51-100

RPI 101-999

RPI 201+

6- 23

0- 0

0- 1

OVERALL

0- 6

6- 16

3- 7

5- 7

0- 0

0- 0

HOME

0- 3

5- 4

3- 1

1- 13

0- 0

0- 0

AWAY

0- 3

1- 10

0- 4

0- 3

0- 0

0- 1

NEUTRAL

0- 0

0- 2

0- 2

1- 9

0- 0

0- 1

NON-CONFERENCE

0- 0

1- 8

0- 4

0- 3

0- 0

0- 0

HOME

0- 0

0- 3

0- 1

1- 4

0- 0

0- 0

AWAY

0- 0

1- 4

0- 2

0- 2

0- 0

0- 1

NEUTRAL

0- 0

0- 1

0- 1

5- 14

0- 0

0- 0

CONFERENCE

0- 6

5- 8

3- 3

5- 4

0- 0

0- 0

HOME

0- 3

5- 1

3- 0

0- 9

0- 0

0- 0

AWAY

0- 3

0- 6

0- 2

0- 1

0- 0

0- 0

NEUTRAL

0- 0

0- 1

0- 1

RPI 1-25

RPI 26-50

RPI 51-100

RPI 101+

Team's RPI: 313

RPI S Opponent Score

RPI S Opponent Score

RPI S Opponent Score

RPI S Opponent Score

42 N Oregon St. 55 94

74 A Wyoming 44 61

111 H Utah 44 79

74 H Wyoming 46 64

115 A Colorado St. 45 56

82 A New Mexico 47 80

132 A Boise St. 60 68

82 H New Mexico 50 74

132 H Boise St. 42 64

87 A UNLV 58 68

139 A Fresno St. 56 57

87 H UNLV 54 63

139 H Fresno St. 60 52

153 A Idaho St. 44 64

154 A BYU 76 69

177 H Denver 72 74

185 A UC Irvine 84 87

198 A Nevada 78 85

198 H Nevada 79 57

204 N Montana St. 52 64

270 H San Diego St. 62 58

277 H Arizona 49 65

280 A San Jose St. 66 79

280 H San Jose St. 86 78

287 A Air Force 50 57

287 H Air Force 57 55

287 N Air Force 54 68

321 A Utah Valley 43 61

328 A Southern Utah 67 70

LAST 12 Division I GAMES:

287 N Air Force 54 68 132 A Boise St. 60 68

87 A UNLV 58 68 74 H Wyoming 46 64

280 H San Jose St. 86 78 82 A New Mexico 47 80

287 H Air Force 57 55 139 H Fresno St. 60 52

198 A Nevada 78 85 287 A Air Force 50 57

82 H New Mexico 50 74 74 A Wyoming 44 61

Utah St.

Utah Valley

Through Games Of March 5, 2018

Average RPI Win:	281	WON-LOST	WINNING	LAST 10	STRENGTH OF	OPP. STRENGTH	TEAM	ADJ.	CONF.	ADJ CONF.
Average RPI Loss:	215	RECORD	PCT. RANK	GAMES	SCHEDULE	OF SCHEDULE	RPI	RPI	RPI	RPI
DIV. I ONLY	9- 18	257	2- 8	336	327	321	321	31	31	
DIV. I NON-CONF.	4- 9	249	0- 0	299	286	317	317	31	31	

TOTALS	RPI 1-25	RPI 26-50	W-L RECORDS	RPI 51-100	RPI 101-999	RPI 201+				
9- 18	0- 0	0- 1	OVERALL	0- 0	9- 17	8- 12				
7- 6	0- 0	0- 0	HOME	0- 0	7- 6	6- 5				
2- 12	0- 0	0- 0	AWAY	0- 0	2- 1	2- 1				
0- 0	0- 0	0- 0	NEUTRAL	0- 0	0- 0	0- 0				
4- 9	0- 0	0- 1	NON-CONFERENCE	0- 0	4- 8	3- 3				
4- 2	0- 0	0- 0	HOME	0- 0	4- 2	3- 1				
0- 7	0- 0	0- 1	AWAY	0- 0	0- 6	0- 2				
0- 0	0- 0	0- 0	NEUTRAL	0- 0	0- 0	0- 0				
5- 9	0- 0	0- 0	CONFERENCE	0- 0	5- 9	5- 9				
3- 4	0- 0	0- 0	HOME	0- 0	3- 4	3- 4				
2- 5	0- 0	0- 0	AWAY	0- 0	2- 5	2- 5				
0- 0	0- 0	0- 0	NEUTRAL	0- 0	0- 0	0- 0				

RPI 1-25				RPI 26-50				RPI 51-100				RPI 101+ Team's RPI: 321			
RPI	S	Opponent	Score	RPI	S	Opponent	Score	RPI	S	Opponent	Score	RPI	S	Opponent	Score
				42	A	Oregon St.	41 98					140	H	Cal Poly	89 70
												141	A	Eastern Wash.	41 61
												145	A	Weber St.	57 75
												153	H	Idaho St.	58 70
												154	A	BYU	54 75
												177	A	Denver	53 72
												210	A	New Mexico St.	51 59
												210	H	New Mexico St.	72 82
												211	A	CSU Bakersfield	58 63
												211	H	CSU Bakersfield	60 64
												217	A	Seattle U	53 83
												217	H	Seattle U	75 77
												239	A	Pepperdine	44 71
												248	A	Grand Canyon	61 81
												248	H	Grand Canyon	84 64
												279	A	UMKC	66 59
												279	H	UMKC	68 65
												287	H	Air Force	59 56
												308	A	UTRGV	64 71
												308	H	UTRGV	69 60
												313	H	Utah St.	61 43
												318	A	Portland	64 71
												319	H	Cal St. Fullerton	36 73
												328	H	Southern Utah	69 61
												346	A	Chicago St.	68 30
												346	H	Chicago St.	74 84

LAST 12 Division I GAMES:															
				217	A	Seattle U	53 83	346	H	Chicago St.	74 84				
				248	H	Grand Canyon	84 64	217	H	Seattle U	75 77				
				211	H	CSU Bakersfield	60 64	248	A	Grand Canyon	61 81				
				308	A	UTRGV	64 71	210	H	New Mexico St.	72 82				
				210	A	New Mexico St.	51 59	308	H	UTRGV	69 60				
				279	H	UMKC	68 65	346	A	Chicago St.	68 30				

Non-Div I Games: Antelope Valley 78 54 Dixie St. 72 63

Utah Valley

■ Loss,
 ■ Non-Conf,
 ■ S Site,
 ■ Home
 ■ A Away
 N Neutral

Average RPI Win:	249	WON-LOST	WINNING	LAST 10	STRENGTH OF	OPP. STRENGTH	TEAM	ADJ.	CONF.	ADJ CONF.
Average RPI Loss:	145	RECORD	PCT. RANK	GAMES	SCHEDULE	OF SCHEDULE	RPI	RPI	RPI	RPI
DIV. I ONLY	7- 22	299	3- 7	149	187	281	281	13	13	
DIV. I NON-CONF.	3- 9	280	0- 0	200	282	281	281	10	10	

TOTALS	RPI 1-25	RPI 26-50	W-L RECORDS	RPI 51-100	RPI 101-999	RPI 201+				
7- 22	0- 0	0- 3	OVERALL	0- 6	7- 13	5- 6				
5- 7	0- 0	0- 0	HOME	0- 4	5- 3	3- 1				
1- 13	0- 0	0- 0	AWAY	0- 0	1- 1	1- 0				
1- 2	0- 0	0- 1	NEUTRAL	0- 1	1- 0	1- 0				
3- 9	0- 0	0- 2	NON-CONFERENCE	0- 2	3- 5	3- 4				
2- 2	0- 0	0- 0	HOME	0- 1	2- 1	2- 1				
0- 5	0- 0	0- 1	AWAY	0- 0	0- 4	0- 3				
1- 2	0- 0	0- 1	NEUTRAL	0- 1	1- 0	1- 0				
4- 13	0- 0	0- 1	CONFERENCE	0- 4	4- 8	2- 2				
3- 5	0- 0	0- 0	HOME	0- 3	3- 2	1- 0				
1- 8	0- 0	0- 1	AWAY	0- 1	1- 6	1- 2				
0- 0	0- 0	0- 0	NEUTRAL	0- 0	0- 0	0- 0				

RPI 1-25				RPI 26-50				RPI 51-100				RPI 101+				Team's RPI: 281
RPI	S	Opponent	Score	RPI	S	Opponent	Score	RPI	S	Opponent	Score	RPI	S	Opponent	Score	
33	A	Dayton	64 74	64				62	N	Penn	52 82	108	H	George Mason	42 65	
41	A	Minnesota	63 108	41				72	A	Duquesne	71 80	120	H	Saint Louis	88 84	
48	N	Mercer	54 70	48				72	H	Duquesne	51 70	134	A	Saint Joseph's	63 72	
								75	H	George Washington	39 61	134	A	Saint Joseph's	41 79	
								85	H	Fordham	54 64	134	H	Saint Joseph's	56 54	
								96	H	Georgetown	59 71	136	A	Radford	62 79	
												187	A	Davison	63 69	
												195	A	Richmond	54 59	
												195	H	Richmond	68 77	
												215	H	Norfolk St.	52 66	
												218	A	UNCG	61 74	
												246	A	La Salle	57 62	
												257	H	St. Bonaventure	77 75	
												258	A	UNCW	67 83	
												276	A	Massachusetts	75 79	
												282	H	Old Dominion	68 39	
												296	N	Long Beach St.	69 59	
												305	A	Georgia St.	56 61	
												320	H	Coppin St.	62 47	
												334	A	Rhode Island	61 49	
LAST 12 Division I GAMES:																
134	A	Saint Joseph's	63 72	72	A	Duquesne	71 80									
187	A	Davison	63 69	33	A	Dayton	64 74									
120	H	Saint Louis	88 84	134	H	Saint Joseph's	56 54									
195	A	Richmond	54 59	195	H	Richmond	68 77									
108	H	George Mason	42 65	246	A	La Salle	57 62									
257	H	St. Bonaventure	77 75	276	A	Massachusetts	75 79									

Non-Div I Games:

VCU

Average RPI Win:	315	WON-LOST	WINNING	LAST 10	STRENGTH OF	OPP. STRENGTH	TEAM	ADJ.	CONF.	ADJ CONF.
Average RPI Loss:	157	RECORD	PCT. RANK	GAMES	SCHEDULE	OF SCHEDULE	RPI	RPI	RPI	RPI
DIV. I ONLY	10- 17	240	2- 8	337	250	298	298	24	24	
DIV. I NON-CONF.	5- 4	146	0- 0	340	276	228	228	21	21	

TOTALS	RPI 1-25	RPI 26-50	W-L RECORDS	RPI 51-100	RPI 101-999	RPI 201+				
10- 17	0- 0	0- 0	OVERALL	0- 7	10- 10	10- 6				
6- 6	0- 0	0- 0	HOME	0- 2	6- 4	6- 2				
4- 11	0- 0	0- 0	AWAY	0- 0	4- 0	4- 0				
0- 0	0- 0	0- 0	NEUTRAL	0- 0	0- 0	0- 0				
5- 4	0- 0	0- 0	NON-CONFERENCE	0- 3	5- 1	5- 1				
3- 0	0- 0	0- 0	HOME	0- 0	3- 0	3- 0				
2- 4	0- 0	0- 0	AWAY	0- 3	2- 1	2- 1				
0- 0	0- 0	0- 0	NEUTRAL	0- 0	0- 0	0- 0				
5- 13	0- 0	0- 0	CONFERENCE	0- 4	5- 9	5- 5				
3- 6	0- 0	0- 0	HOME	0- 2	3- 4	3- 2				
2- 7	0- 0	0- 0	AWAY	0- 2	2- 5	2- 3				
0- 0	0- 0	0- 0	NEUTRAL	0- 0	0- 0	0- 0				

RPI 1-25				RPI 26-50				RPI 51-100				RPI 101+				Team's RPI: 298	
RPI	S	Opponent	Score	RPI	S	Opponent	Score	RPI	S	Opponent	Score	RPI	S	Opponent	Score		
								61	A	Purdue	49	95	135	A	UNI	56	77
								70	A	Drake	50	86	135	H	UNI	53	76
								70	H	Drake	53	85	172	A	Southern Ill.	63	74
								81	A	Miami (OH)	68	77	172	H	Southern Ill.	86	88
								89	A	Liberty	40	61	206	A	Bowling Green	77	90
								97	A	Missouri St.	60	83	241	A	Illinois St.	55	63
								97	H	Missouri St.	60	66	241	H	Illinois St.	56	50
													248	H	Grand Canyon	80	75
													259	A	Indiana St.	46	64
													259	H	Indiana St.	54	67
													266	A	Bradley	58	69
													266	H	Bradley	69	88
													304	A	Loyola Chicago	63	53
													304	H	Loyola Chicago	76	60
													325	H	Fort Wayne	68	50
													343	A	Longwood	81	68
													345	A	Eastern Ill.	76	67
													346	H	Chicago St.	71	60
													349	A	Evansville	67	54
													349	H	Evansville	101	59
LAST 12 Division I GAMES:																	
				70	H	Drake	53	85	304	A	Loyola Chicago	63	53				
				135	H	UNI	53	76	241	A	Illinois St.	55	63				
				349	A	Evansville	67	54	266	A	Bradley	58	69				
				259	A	Indiana St.	46	64	259	H	Indiana St.	54	67				
				97	H	Missouri St.	60	66	349	H	Evansville	101	59				
				172	H	Southern Ill.	86	88	172	A	Southern Ill.	63	74				

Non-Div I Games: Ind.-Northwest 99 59 Ind.-Kokomo 81 47

Valparaiso

Average RPI Win:	136	WON-LOST	WINNING	LAST 10	STRENGTH OF	OPP. STRENGTH	TEAM	ADJ.	CONF.	ADJ CONF.
Average RPI Loss:	62	RECORD	PCT. RANK	GAMES	SCHEDULE	OF SCHEDULE	RPI	RPI	RPI	RPI
DIV. I ONLY	7- 24	311	2- 8	7	12	150	150	2	2	
DIV. I NON-CONF.	4- 10	267	0- 0	19	23	146	146	2	2	

TOTALS	RPI 1-25	RPI 26-50	W-L RECORDS	RPI 51-100	RPI 101-999	RPI 201+				
7- 24	0- 10	0- 5	OVERALL	2- 3	5- 6	1- 1				
4- 11	0- 6	0- 2	HOME	1- 1	3- 2	1- 0				
3- 10	0- 4	0- 2	AWAY	1- 2	2- 2	0- 0				
0- 3	0- 0	0- 1	NEUTRAL	0- 0	0- 2	0- 1				
4- 10	0- 3	0- 2	NON-CONFERENCE	1- 1	3- 4	1- 1				
2- 5	0- 1	0- 1	HOME	0- 1	2- 2	1- 0				
2- 3	0- 2	0- 0	AWAY	1- 0	1- 1	0- 0				
0- 2	0- 0	0- 1	NEUTRAL	0- 0	0- 1	0- 1				
3- 14	0- 7	0- 3	CONFERENCE	1- 2	2- 2	0- 0				
2- 6	0- 5	0- 1	HOME	1- 0	1- 0	0- 0				
1- 7	0- 2	0- 2	AWAY	0- 2	1- 1	0- 0				
0- 1	0- 0	0- 0	NEUTRAL	0- 0	0- 1	0- 0				

RPI 1-25				RPI 26-50				RPI 51-100				RPI 101+ Team's RPI: 150			
RPI	S	Opponent	Score	RPI	S	Opponent	Score	RPI	S	Opponent	Score	RPI	S	Opponent	Score
3	A	Louisville	57 79	26	A	Georgia	55 67	57	H	Belmont	74 111	103	H	Middle Tenn.	54 65
5	H	Mississippi St.	50 95	26	H	Georgia	52 81	75	A	George Washington	69 59	104	H	Iowa St.	77 74
9	A	Tennessee	73 86	27	A	LSU	65 85	88	H	Kentucky	70 55	120	A	Saint Louis	74 69
9	H	Tennessee	64 74	35	N	Syracuse	78 84	94	A	Alabama	75 77	122	A	Tulane	59 71
11	H	South Carolina	82 95	37	H	Ball St.	79 88	100	A	Auburn	60 63	146	H	Arkansas	78 73
15	H	Texas A&M	67 91									146	N	Arkansas	76 88
17	H	NC State	72 83									161	A	Ole Miss	75 72
20	A	Central Mich.	75 92									175	A	Florida	71 88
23	A	Missouri	68 83									191	H	Memphis	60 71
23	H	Missouri	70 81									203	N	Wisconsin	71 73
												260	H	Lipscomb	92 82

LAST 12 Division I GAMES:															
146	N	Arkansas	76 88	26	A	Georgia	55 67	9	H	Tennessee	64 74	161	A	Ole Miss	75 72
146	H	Arkansas	78 73	9	H	Tennessee	64 74	15	H	Texas A&M	67 91	94	A	Alabama	75 77
23	A	Missouri	68 83	11	H	South Carolina	82 95								
175	A	Florida	71 88												
5	H	Mississippi St.	50 95												
100	A	Auburn	60 63												

Non-Div I Games:

Vanderbilt

Average RPI Win: 231	WON-LOST RECORD	WINNING PCT. RANK	LAST 10 GAMES	STRENGTH OF SCHEDULE	OPP. STRENGTH OF SCHEDULE	TEAM RPI	ADJ. RPI	CONF. RPI	ADJ CONF. RPI
Average RPI Loss: 165									
DIV. I ONLY	7- 22	299	2- 8	170	242	294	294	20	20
DIV. I NON-CONF.	2- 10	300	0- 0	244	180	331	331	24	24

TOTALS	RPI 1-25	RPI 26-50	W-L RECORDS	RPI 51-100	RPI 101-999	RPI 201+			
7- 22	0- 0	0- 1	OVERALL	1- 6	6- 15	4- 7			
5- 10	0- 0	0- 0	HOME	1- 3	4- 7	3- 3			
2- 11	0- 0	0- 0	AWAY	0- 0	2- 0	1- 0			
0- 1	0- 0	0- 0	NEUTRAL	0- 1	0- 0	0- 0			
2- 10	0- 0	0- 1	NON-CONFERENCE	0- 2	2- 7	2- 5			
2- 5	0- 0	0- 0	HOME	0- 2	2- 3	2- 2			
0- 5	0- 0	0- 1	AWAY	0- 0	0- 4	0- 3			
0- 0	0- 0	0- 0	NEUTRAL	0- 0	0- 0	0- 0			
5- 12	0- 0	0- 0	CONFERENCE	1- 4	4- 8	2- 2			
3- 5	0- 0	0- 0	HOME	1- 1	2- 4	1- 1			
2- 6	0- 0	0- 0	AWAY	0- 2	2- 4	1- 1			
0- 1	0- 0	0- 0	NEUTRAL	0- 1	0- 0	0- 0			

RPI S Opponent Score	RPI S Opponent Score	RPI S Opponent Score	RPI S Opponent Score
	50 A Miami (FL) 49 73	55 H American 62 64	116 A Dartmouth 56 66
		63 H James Madison 56 68	131 A Hartford 52 91
		73 A Maine 55 64	131 H Hartford 53 47
		73 H Maine 47 79	138 H Northeastern 66 71
		83 A Albany (NY) 55 67	159 A Binghamton 38 52
		83 H Albany (NY) 62 57	159 H Binghamton 48 62
		83 N Albany (NY) 42 60	173 A New Hampshire 58 53
			173 H New Hampshire 49 52
			186 A Stony Brook 57 80
			186 H Stony Brook 49 55
			212 H Columbia 66 73
			231 H Boston U. 41 57
			238 A Holy Cross 53 64
			252 A Rider 49 64
			267 H Howard 88 65
			291 H Central Conn. St. 62 48
			300 A FIU 70 80
			323 A UMBC 72 58
			323 H UMBC 51 52
			348 A UMass Lowell 60 65
			348 H UMass Lowell 63 55
LAST 12 Division I GAMES:			
83 N Albany (NY) 42 60	83 H Albany (NY) 62 57	173 A New Hampshire 58 53	323 H UMBC 51 52
186 H Stony Brook 49 55	173 A New Hampshire 58 53	323 H UMBC 51 52	159 H Binghamton 48 62
73 H Maine 47 79	159 H Binghamton 48 62	83 A Albany (NY) 55 67	131 H Hartford 53 47
131 A Hartford 52 91	83 A Albany (NY) 55 67		
159 A Binghamton 38 52			
348 A UMass Lowell 60 65			

Non-Div I Games: Norwich 75 31

Vermont

Average RPI Win:	133	WON-LOST	WINNING	LAST 10	STRENGTH OF	OPP. STRENGTH	TEAM	ADJ.	CONF.	ADJ CONF.
Average RPI Loss:	58	RECORD	PCT. RANK	GAMES	SCHEDULE	OF SCHEDULE	RPI	RPI	RPI	RPI
DIV. I ONLY	22- 8	52	7- 3	49	69	28	28	6	6	
DIV. I NON-CONF.	10- 1	15	0- 0	25	113	9	9	6	6	

TOTALS	RPI 1-25	RPI 26-50	W-L RECORDS	RPI 51-100	RPI 101-999	RPI 201+				
22- 8	2- 3	2- 1	OVERALL	5- 3	13- 1	7- 0				
9- 3	2- 1	1- 0	HOME	2- 1	4- 1	2- 0				
10- 4	0- 2	1- 1	AWAY	1- 1	8- 0	4- 0				
3- 1	0- 0	0- 0	NEUTRAL	2- 1	1- 0	1- 0				
10- 1	1- 0	1- 0	NON-CONFERENCE	2- 1	6- 0	3- 0				
2- 1	1- 0	0- 0	HOME	0- 1	1- 0	0- 0				
5- 0	0- 0	1- 0	AWAY	0- 0	4- 0	2- 0				
3- 0	0- 0	0- 0	NEUTRAL	2- 0	1- 0	1- 0				
12- 7	1- 3	1- 1	CONFERENCE	3- 2	7- 1	4- 0				
7- 2	1- 1	1- 0	HOME	2- 0	3- 1	2- 0				
5- 4	0- 2	0- 1	AWAY	1- 1	4- 0	2- 0				
0- 1	0- 0	0- 0	NEUTRAL	0- 1	0- 0	0- 0				

RPI 1-25				RPI 26-50				RPI 51-100				RPI 101+			
RPI	S	Opponent	Score	RPI	S	Opponent	Score	RPI	S	Opponent	Score	RPI	S	Opponent	Score
18	H	Duke	64 55	29	A	Princeton	62 59	55	N	American	65 60	121	A	Seton Hall	67 59
22	A	Marquette	69 90	47	A	Creighton	54 69	62	H	Penn	77 79	121	H	Seton Hall	59 53
22	H	Marquette	57 67	47	H	Creighton	55 48	63	N	James Madison	60 57	123	A	Butler	69 67
24	A	DePaul	66 71					71	A	St. John's (NY)	64 70	123	H	Butler	53 76
24	H	DePaul	84 58					71	H	St. John's (NY)	69 52	131	A	Hartford	71 53
								96	A	Georgetown	60 58	134	H	Saint Joseph's	79 44
								96	H	Georgetown	68 67	182	A	Temple	69 65
								96	N	Georgetown	58 63	207	N	Lehigh	62 42
												214	A	Providence	63 55
												214	H	Providence	70 43
												226	A	Xavier	89 50
												226	H	Xavier	75 57
												246	A	La Salle	76 49
												273	A	Fairfield	73 44

LAST 12 Division I GAMES:															
				96	N	Georgetown	58 63	71	H	St. John's (NY)	69 52				
				47	H	Creighton	55 48	96	H	Georgetown	68 67				
				214	H	Providence	70 43	123	A	Butler	69 67				
				24	A	DePaul	66 71	226	A	Xavier	89 50				
				22	A	Marquette	69 90	22	H	Marquette	57 67				
				121	H	Seton Hall	59 53	24	H	DePaul	84 58				

Non-Div I Games:

Villanova

Average RPI Win:	125	WON-LOST	WINNING	LAST 10	STRENGTH OF	OPP. STRENGTH	TEAM	ADJ.	CONF.	ADJ CONF.
Average RPI Loss:	21	RECORD	PCT. RANK	GAMES	SCHEDULE	OF SCHEDULE	RPI	RPI	RPI	RPI
DIV. I ONLY	18- 13	122	4- 6	3	4	31	31	1	1	
DIV. I NON-CONF.	7- 6	165	0- 0	15	29	73	73	1	1	

TOTALS	RPI 1-25	RPI 26-50	W-L RECORDS	RPI 51-100	RPI 101-999	RPI 201+				
18- 13	1- 8	1- 4	OVERALL	6- 1	10- 0	4- 0				
10- 6	0- 3	1- 2	HOME	2- 1	7- 0	3- 0				
5- 6	1- 4	0- 2	AWAY	2- 0	2- 0	1- 0				
3- 1	0- 1	0- 0	NEUTRAL	2- 0	1- 0	0- 0				
7- 6	0- 2	0- 3	NON-CONFERENCE	2- 1	5- 0	3- 0				
5- 3	0- 1	0- 1	HOME	1- 1	4- 0	3- 0				
0- 3	0- 1	0- 2	AWAY	0- 0	0- 0	0- 0				
2- 0	0- 0	0- 0	NEUTRAL	1- 0	1- 0	0- 0				
11- 7	1- 6	1- 1	CONFERENCE	4- 0	5- 0	1- 0				
5- 3	0- 2	1- 1	HOME	1- 0	3- 0	0- 0				
5- 3	1- 3	0- 0	AWAY	2- 0	2- 0	1- 0				
1- 1	0- 1	0- 0	NEUTRAL	1- 0	0- 0	0- 0				

RPI 1-25				RPI 26-50				Team's RPI: 31				RPI 51-100				RPI 101+			
RPI	S	Opponent	Score	RPI	S	Opponent	Score	RPI	S	Opponent	Score	RPI	S	Opponent	Score	RPI	S	Opponent	Score
1	H	Notre Dame	69 83	26	H	Georgia	61 64	51	H	Harvard	50 48	101	N	Ohio	77 59				
1	N	Notre Dame	47 83	33	A	Dayton	46 61	53	N	Indiana	82 72	109	A	Wake Forest	48 41				
3	A	Louisville	39 51	35	H	Syracuse	68 63	67	A	Virginia Tech	64 62	117	H	North Carolina	82 70				
3	H	Louisville	41 77	40	A	Rutgers	43 52	67	H	Virginia Tech	61 52	166	H	Clemson	70 41				
5	A	Mississippi St.	53 68	50	H	Miami (FL)	62 77	68	A	Georgia Tech	62 56	178	H	Hampton	66 62				
8	A	Florida St.	62 77					68	N	Georgia Tech	60 58	181	H	Pittsburgh	62 50				
16	H	Maryland	59 60					72	H	Duquesne	63 74	208	A	Boston College	68 57				
17	A	NC State	73 63									218	H	UNCG	68 50				
18	A	Duke	48 55									261	H	Manhattan	69 47				
												291	H	Central Conn. St.	103 59				

LAST 12 Division I GAMES:																			
		1 N Notre Dame	47 83			67 A Virginia Tech	64 62												
		68 N Georgia Tech	60 58			8 A Florida St.	62 77												
		109 A Wake Forest	48 41			3 H Louisville	41 77												
		3 A Louisville	39 51			68 A Georgia Tech	62 56												
		50 H Miami (FL)	62 77			117 H North Carolina	82 70												
		1 H Notre Dame	69 83			67 H Virginia Tech	61 52												

Non-Div I Games:

Virginia

Average RPI Win:	159	WON-LOST	WINNING	LAST 10	STRENGTH OF	OPP. STRENGTH	TEAM	ADJ.	CONF.	ADJ CONF.
Average RPI Loss:	39	RECORD	PCT. RANK	GAMES	SCHEDULE	OF SCHEDULE	RPI	RPI	RPI	RPI
DIV. I ONLY	18- 13	122	4- 6	33	32	67	67	1	1	
DIV. I NON-CONF.	11- 2	22	0- 0	173	143	57	57	1	1	

TOTALS	RPI 1-25	RPI 26-50	W-L RECORDS	RPI 51-100	RPI 101-999	RPI 201+				
18- 13	0- 6	4- 4	OVERALL	2- 1	12- 2	6- 0				
11- 4	0- 2	1- 2	HOME	2- 0	8- 0	4- 0				
5- 6	0- 3	1- 2	AWAY	0- 0	4- 1	2- 0				
2- 3	0- 1	2- 0	NEUTRAL	0- 1	0- 1	0- 0				
11- 2	0- 0	2- 0	NON-CONFERENCE	1- 1	8- 1	5- 0				
7- 0	0- 0	1- 0	HOME	1- 0	5- 0	3- 0				
3- 0	0- 0	0- 0	AWAY	0- 0	3- 0	2- 0				
1- 2	0- 0	1- 0	NEUTRAL	0- 1	0- 1	0- 0				
7- 11	0- 6	2- 4	CONFERENCE	1- 0	4- 1	1- 0				
4- 4	0- 2	0- 2	HOME	1- 0	3- 0	1- 0				
2- 6	0- 3	1- 2	AWAY	0- 0	1- 1	0- 0				
1- 1	0- 1	1- 0	NEUTRAL	0- 0	0- 0	0- 0				

RPI 1-25				RPI 26-50				RPI 51-100 Team's RPI: 67				RPI 101+			
RPI	S	Opponent	Score	RPI	S	Opponent	Score	RPI	S	Opponent	Score	RPI	S	Opponent	Score
1	A	Notre Dame	59 89	31	A	Virginia	52 61	64	N	West Virginia	61 79	106	A	Chattanooga	64 44
3	A	Louisville	56 67	31	H	Virginia	62 64	68	H	Georgia Tech	68 62	109	A	Wake Forest	56 73
3	N	Louisville	70 73	35	A	Syracuse	73 64	100	H	Auburn	72 63	117	A	North Carolina	90 74
8	A	Florida St.	62 107	35	N	Syracuse	85 70					123	N	Butler	77 79
17	H	NC State	51 68	44	N	Drexel	79 67					136	H	Radford	68 42
18	H	Duke	75 86	45	H	UCF	86 69					166	H	Clemson	53 45
				50	A	Miami (FL)	46 76					181	H	Pittsburgh	89 66
				50	H	Miami (FL)	78 82					193	H	High Point	86 63

LAST 12 Division I GAMES:															
		3 N Louisville	70 73			31 H Virginia	62 64								
		35 N Syracuse	85 70			117 A North Carolina	90 74								
		50 A Miami (FL)	46 76			35 A Syracuse	73 64								
		1 A Notre Dame	59 89			50 H Miami (FL)	78 82								
		166 H Clemson	53 45			68 H Georgia Tech	68 62								
		109 A Wake Forest	56 73			31 A Virginia	52 61								

Non-Div I Games:

Virginia Tech

Average RPI Win:	293	WON-LOST	WINNING	LAST 10	STRENGTH OF	OPP. STRENGTH	TEAM	ADJ.	CONF.	ADJ CONF.
Average RPI Loss:	199	RECORD	PCT. RANK	GAMES	SCHEDULE	OF SCHEDULE	RPI	RPI	RPI	RPI
DIV. I ONLY	5- 23	327	3- 7	235	315	329	329	29	29	
DIV. I NON-CONF.	1- 9	318	0- 0	138	210	305	305	29	29	

TOTALS	RPI 1-25	RPI 26-50	W-L RECORDS	RPI 51-100	RPI 101-999	RPI 201+				
5- 23	0- 0	0- 1	OVERALL	0- 3	5- 19	5- 12				
4- 8	0- 0	0- 1	HOME	0- 0	4- 7	4- 4				
1- 15	0- 0	0- 0	AWAY	0- 3	1- 12	1- 8				
0- 0	0- 0	0- 0	NEUTRAL	0- 0	0- 0	0- 0				
1- 9	0- 0	0- 1	NON-CONFERENCE	0- 3	1- 5	1- 2				
1- 2	0- 0	0- 1	HOME	0- 0	1- 1	1- 0				
0- 7	0- 0	0- 0	AWAY	0- 3	0- 4	0- 2				
0- 0	0- 0	0- 0	NEUTRAL	0- 0	0- 0	0- 0				
4- 14	0- 0	0- 0	CONFERENCE	0- 0	4- 14	4- 10				
3- 6	0- 0	0- 0	HOME	0- 0	3- 6	3- 4				
1- 8	0- 0	0- 0	AWAY	0- 0	1- 8	1- 6				
0- 0	0- 0	0- 0	NEUTRAL	0- 0	0- 0	0- 0				

RPI 1-25				RPI 26-50				RPI 51-100				RPI 101+ Team's RPI: 329			
RPI	S	Opponent	Score	RPI	S	Opponent	Score	RPI	S	Opponent	Score	RPI	S	Opponent	Score
				29	H	Princeton	37 58	63	A	James Madison	45 68	119	A	Saint Francis (PA)	55 86
								67	A	Virginia Tech	32 99	119	H	Saint Francis (PA)	76 79
								83	A	Albany (NY)	44 89	133	A	Robert Morris	46 49
												133	H	Robert Morris	52 58
												173	H	New Hampshire	53 65
												182	A	Temple	36 70
												186	A	Stony Brook	50 69
												235	A	Lafayette	52 70
												253	A	Sacred Heart	49 61
												253	H	Sacred Heart	55 72
												265	A	St. Francis Brooklyn	76 80
												265	H	St. Francis Brooklyn	50 47
												269	A	Towson	42 64
												271	A	LIU Brooklyn	69 74
												271	H	LIU Brooklyn	52 44
												286	A	Fairleigh Dickinson	61 62
												286	H	Fairleigh Dickinson	64 74
												291	A	Central Conn. St.	56 59
												291	H	Central Conn. St.	64 66
												293	A	Mt. St. Mary's	56 79
												293	H	Mt. St. Mary's	69 68
												295	A	Bryant	75 66
												295	H	Bryant	60 70
												343	H	Longwood	60 43
LAST 12 Division I GAMES:															
119	A	Saint Francis (PA)	55 86	253	A	Sacred Heart	49 61								
133	A	Robert Morris	46 49	271	H	LIU Brooklyn	52 44								
293	H	Mt. St. Mary's	69 68	265	H	St. Francis Brooklyn	50 47								
295	H	Bryant	60 70	293	A	Mt. St. Mary's	56 79								
291	H	Central Conn. St.	64 66	119	H	Saint Francis (PA)	76 79								
286	A	Fairleigh Dickinson	61 62	133	H	Robert Morris	52 58								

Non-Div I Games: Staten Island 63 58

Wagner

■ Loss,
 ■ Non-Conf,
 ■ S Site,
 ■ Home
 ■ A Away
 N Neutral

Wake Forest

Through Games Of March 5, 2018

Average RPI	Win:	179	WON-LOST	WINNING	LAST 10	STRENGTH OF	OPP. STRENGTH	TEAM	ADJ.	CONF.	ADJ CONF.
Average RPI	Loss:	54	RECORD	PCT. RANK	GAMES	SCHEDULE	OF SCHEDULE	RPI	RPI	RPI	RPI
DIV. I ONLY		14- 17	206	4- 6	55	22	109	109	1	1	
DIV. I NON-CONF.		8- 5	111	0- 0	219	106	131	131	1	1	

TOTALS	RPI 1-25		RPI 26-50		W-L RECORDS		RPI 51-100		RPI 101-999		RPI 201+
14- 17	0- 7		2- 5		OVERALL		1- 2		11- 3		6- 1
6- 8	0- 4		1- 2		HOME		1- 0		4- 2		3- 0
7- 6	0- 3		1- 1		AWAY		0- 2		6- 0		3- 0
1- 3	0- 0		0- 2		NEUTRAL		0- 0		1- 1		0- 1
8- 5	0- 0		1- 2		NON-CONFERENCE		0- 1		7- 2		5- 1
5- 1	0- 0		1- 0		HOME		0- 0		4- 1		3- 0
3- 2	0- 0		0- 1		AWAY		0- 1		3- 0		2- 0
0- 2	0- 0		0- 1		NEUTRAL		0- 0		0- 1		0- 1
6- 12	0- 7		1- 3		CONFERENCE		1- 1		4- 1		1- 0
1- 7	0- 4		0- 2		HOME		1- 0		0- 1		0- 0
4- 4	0- 3		1- 0		AWAY		0- 1		3- 0		1- 0
1- 1	0- 0		0- 1		NEUTRAL		0- 0		1- 0		0- 0

RPI 1-25				RPI 26-50				RPI 51-100				RPI 101+ Team's RPI: 109			
RPI	S	Opponent	Score	RPI	S	Opponent	Score	RPI	S	Opponent	Score	RPI	S	Opponent	Score
1	H	Notre Dame	73 96	31	H	Virginia	41 48	67	H	Virginia Tech	73 56	117	H	North Carolina	76 79
3	A	Louisville	52 89	35	H	Syracuse	61 71	68	A	Georgia Tech	67 79	121	H	Seton Hall	57 67
8	H	Florida St.	79 81	40	A	Rutgers	51 65	93	A	Penn St.	58 68	155	H	Charlotte	71 69
17	A	NC State	61 74	41	N	Minnesota	81 93					166	A	Clemson	61 55
17	H	NC State	68 82	46	H	Elon	53 51					181	A	Pittsburgh	58 49
18	A	Duke	51 59	50	A	Miami (FL)	61 50					181	N	Pittsburgh	72 38
18	H	Duke	67 80	50	N	Miami (FL)	60 68					195	A	Richmond	85 81

LAST 12 Division I GAMES:															
		50 N Miami (FL)	60 68			35 H Syracuse	61 71								
		181 N Pittsburgh	72 38			18 A Duke	51 59								
		31 H Virginia	41 48			208 A Boston College	67 59								
		166 A Clemson	61 55			3 A Louisville	52 89								
		17 A NC State	61 74			17 H NC State	68 82								
		67 H Virginia Tech	73 56			68 A Georgia Tech	67 79								

Non-Div I Games:

Wake Forest

■ Loss,
 ■ Non-Conf,
 ■ S Site,
 ■ Home
 ■ Away
 N Neutral

Average RPI Win: 136		WON-LOST	WINNING	LAST 10	STRENGTH OF		OPP. STRENGTH	TEAM	ADJ.	CONF.	ADJ CONF.
Loss: 60		RECORD	PCT. RANK	GAMES	SCHEDULE		OF SCHEDULE	RPI	RPI	RPI	RPI
DIV. I ONLY		10- 20	257	1- 9	13		56	112	112	5	5
DIV. I NON-CONF.		7- 5	132	0- 0	7		51	29	29	3	3
TOTALS		RPI 1-25	RPI 26-50		W-L RECORDS		RPI 51-100	RPI 101-999		RPI 201+	
10- 20	0- 5	1- 7		OVERALL		1- 4	8- 4		1- 0		
4- 8	0- 2	0- 4		HOME		0- 1	4- 1		0- 0		
4- 10	0- 2	0- 2		AWAY		1- 3	3- 3		1- 0		
2- 2	0- 1	1- 1		NEUTRAL		0- 0	1- 0		0- 0		
7- 5	0- 1	1- 1		NON-CONFERENCE		1- 3	5- 0		0- 0		
2- 2	0- 0	0- 1		HOME		0- 1	2- 0		0- 0		
3- 2	0- 0	0- 0		AWAY		1- 2	2- 0		0- 0		
2- 1	0- 1	1- 0		NEUTRAL		0- 0	1- 0		0- 0		
3- 15	0- 4	0- 6		CONFERENCE		0- 1	3- 4		1- 0		
2- 6	0- 2	0- 3		HOME		0- 0	2- 1		0- 0		
1- 8	0- 2	0- 2		AWAY		0- 1	1- 3		1- 0		
0- 1	0- 0	0- 1		NEUTRAL		0- 0	0- 0		0- 0		

RPI 1-25				RPI 26-50				RPI 51-100				RPI 101+				Team's RPI: 112	
RPI	S	Opponent	Score	RPI	S	Opponent	Score	RPI	S	Opponent	Score	RPI	S	Opponent	Score		
7	A	Oregon	56 89	32	H	Gonzaga	56 64	54	A	Ari zona St.	51 77	110	N	ETSU	80 76		
7	H	Oregon	79 90	40	N	Rutgers	63 60	60	A	Nebraska	73 61	111	A	Utah	50 54		
10	H	UCLA	71 79	42	A	Oregon St.	53 71	66	A	UC Davi s	76 91	111	H	Utah	79 81		
13	A	Stanford	57 70	42	H	Oregon St.	61 63	77	A	Sai nt Mary' s (CA)	75 81	120	H	Sai nt Loui s	85 63		
14	N	South Fla.	45 82	43	A	Cal i forn i a	60 66	88	H	Kentucky	68 73	128	A	San Franci sco	74 70		
				43	H	Cal i forn i a	54 67					132	A	Boi se St.	61 53		
				49	H	Southern Cal i forn i a	72 73					143	A	Col orado	69 72		
				49	N	Southern Cal i forn i a	44 47					143	H	Col orado	89 75		
												153	H	Idaho St.	72 55		
												201	A	Washi ngton	49 56		
												201	H	Washi ngton	78 75		
												277	A	Ari zona	78 60		
LAST 12 Division I GAMES:																	
				49	N	Southern Cal i forn i a	44 47	54	A	Ari zona St.	51 77						
				43	H	Cal i forn i a	54 67	277	A	Ari zona	78 60						
				143	A	Col orado	69 72	10	H	UCLA	71 79						
				111	A	Utah	50 54	49	H	Southern Cal i forn i a	72 73						
				7	H	Oregon	79 90	201	A	Washi ngton	49 56						
				42	H	Oregon St.	61 63	201	H	Washi ngton	78 75						

Non-Div I Games:

Washington St.

Average RPI Win:	241	WON-LOST	WINNING	LAST 10	STRENGTH OF	OPP. STRENGTH	TEAM	ADJ.	CONF.	ADJ CONF.
Average RPI Loss:	133	RECORD	PCT. RANK	GAMES	SCHEDULE	OF SCHEDULE	RPI	RPI	RPI	RPI
DIV. I ONLY	18- 9	82	6- 4	309	163	145	145	19	19	
DIV. I NON-CONF.	6- 3	87	0- 0	306	160	170	170	13	13	

TOTALS	RPI 1-25	RPI 26-50	W-L RECORDS	RPI 51-100	RPI 101-999	RPI 201+				
18- 9	0- 1	1- 1	OVERALL	0- 0	17- 7	13- 1				
12- 2	0- 0	1- 0	HOME	0- 0	11- 2	9- 0				
6- 7	0- 1	0- 1	AWAY	0- 0	6- 5	4- 1				
0- 0	0- 0	0- 0	NEUTRAL	0- 0	0- 0	0- 0				
6- 3	0- 1	0- 0	NON-CONFERENCE	0- 0	6- 2	6- 0				
4- 1	0- 0	0- 0	HOME	0- 0	4- 1	4- 0				
2- 2	0- 1	0- 0	AWAY	0- 0	2- 1	2- 0				
0- 0	0- 0	0- 0	NEUTRAL	0- 0	0- 0	0- 0				
12- 6	0- 0	1- 1	CONFERENCE	0- 0	11- 5	7- 1				
8- 1	0- 0	1- 0	HOME	0- 0	7- 1	5- 0				
4- 5	0- 0	0- 1	AWAY	0- 0	4- 4	2- 1				
0- 0	0- 0	0- 0	NEUTRAL	0- 0	0- 0	0- 0				

RPI 1-25				RPI 26-50				RPI 51-100				RPI 101+				Team's RPI: 145
RPI	S	Opponent	Score	RPI	S	Opponent	Score	RPI	S	Opponent	Score	RPI	S	Opponent	Score	
7	A	Oregon	87 114	38	A	Northern Colo.	69 71					111	H	Utah	58 85	
				38	H	Northern Colo.	82 73					126	A	Portland St.	64 77	
												126	H	Portland St.	60 62	
												139	A	Fresno St.	78 81	
												141	A	Eastern Wash.	68 77	
												151	A	Idaho	105 88	
												153	A	Idaho St.	76 70	
												153	H	Idaho St.	84 73	
												199	A	North Dakota	67 80	
												199	H	North Dakota	80 69	
												204	H	Montana St.	85 69	
												216	A	CSUN	64 61	
												236	H	Montana	89 73	
												239	H	Pepperdine	71 61	
												275	A	Sacramento St.	78 56	
												275	H	Sacramento St.	86 73	
												287	H	Air Force	62 52	
												306	A	Northern Ariz.	75 76	
												306	H	Northern Ariz.	77 63	
												311	H	Incarnate Word	79 55	
												318	A	Portland	91 70	
												321	H	Utah Valley	75 57	
												328	A	Southern Utah	77 64	
												328	H	Southern Utah	65 50	

LAST 12 Division I GAMES:																
204	H	Montana St.	85 69	38	A	Northern Colo.	69 71	199	A	North Dakota	67 80	126	A	Portland St.	64 77	
236	H	Montana	89 73					306	H	Northern Ariz.	77 63					
151	A	Idaho	105 88					328	H	Southern Utah	65 50					
141	A	Eastern Wash.	68 77					153	H	Idaho St.	84 73					
275	H	Sacramento St.	86 73													
126	H	Portland St.	60 62													

Non-Div I Games: Westminster (UT) 64 58 Antelope Valley 80 70

Weber St.

Average RPI Win:	164	WON-LOST	WINNING	LAST 10	STRENGTH OF	OPP. STRENGTH	TEAM	ADJ.	CONF.	ADJ CONF.
Average RPI Loss:	35	RECORD	PCT. RANK	GAMES	SCHEDULE	OF SCHEDULE	RPI	RPI	RPI	RPI
DIV. I ONLY	21- 11	88	4- 6	58	54	64	64	4	4	
DIV. I NON-CONF.	12- 0	1	0- 0	167	184	19	19	5	5	

TOTALS	RPI 1-25	RPI 26-50	W-L RECORDS	RPI 51-100	RPI 101-999	RPI 201+				
21- 11	1- 5	1- 2	OVERALL	4- 4	15- 0	7- 0				
10- 6	0- 2	0- 1	HOME	0- 3	10- 0	6- 0				
6- 4	1- 2	0- 1	AWAY	2- 1	3- 0	1- 0				
5- 1	0- 1	1- 0	NEUTRAL	2- 0	2- 0	0- 0				
12- 0	1- 0	1- 0	NON-CONFERENCE	1- 0	9- 0	5- 0				
7- 0	0- 0	0- 0	HOME	0- 0	7- 0	5- 0				
1- 0	1- 0	0- 0	AWAY	0- 0	0- 0	0- 0				
4- 0	0- 0	1- 0	NEUTRAL	1- 0	2- 0	0- 0				
9- 11	0- 5	0- 2	CONFERENCE	3- 4	6- 0	2- 0				
3- 6	0- 2	0- 1	HOME	0- 3	3- 0	1- 0				
5- 4	0- 2	0- 1	AWAY	2- 1	3- 0	1- 0				
1- 1	0- 1	0- 0	NEUTRAL	1- 0	0- 0	0- 0				

RPI 1-25				RPI 26-50				RPI 51-100				Team's RPI: 64				RPI 101+			
RPI	S	Opponent	Score	RPI	S	Opponent	Score	RPI	S	Opponent	Score	RPI	S	Opponent	Score	RPI	S	Opponent	Score
4	A	Bayl or	54 80	34	A	Okl ahoma	57 76	58	A	Okl ahoma St.	73 79	104	A	Iowa St.	69 59				
4	H	Bayl or	72 83	34	H	Okl ahoma	77 79	58	H	Okl ahoma St.	69 79	104	H	Iowa St.	57 49				
12	A	Texas	58 79	44	N	Drexel	75 42	58	N	Okl ahoma St.	69 60	123	N	Butler	75 68				
12	H	Texas	55 73					67	N	Vi rgi ni a Tech	79 61	136	N	Radford	75 55				
12	N	Texas	55 68					69	A	TCU	87 82	181	H	Pi ttsburgh	73 52				
15	A	Texas A&M	70 56					69	H	TCU	74 76	183	A	Kansas	74 54				
								92	A	Kansas St.	75 66	183	H	Kansas	76 46				
								92	H	Kansas St.	52 60	190	H	Morehead St.	66 56				
												240	H	North Florida	87 59				
												251	A	Texas Tech	74 60				
												251	H	Texas Tech	82 52				
												268	H	Morgan St.	84 41				
												275	H	Sacramento St.	101 47				
												291	H	Central Conn. St.	102 52				
												320	H	Coppi n St.	101 43				

LAST 12 Division I GAMES:																			
12	N	Texas	55 68	183	H	Kansas	76 46	12	H	Texas	55 73	251	A	Texas Tech	74 60				
58	N	Okl ahoma St.	69 60	4	A	Bayl or	54 80	34	A	Okl ahoma	57 76	4	H	Bayl or	72 83				
4	A	Bayl or	54 80	58	H	Okl ahoma St.	69 79	4	H	Bayl or	72 83	251	H	Texas Tech	82 52				
58	H	Okl ahoma St.	69 79	92	A	Kansas St.	75 66												
92	A	Kansas St.	75 66	34	H	Okl ahoma	77 79												
34	H	Okl ahoma	77 79																

Non-Div I Games:

West Virginia

Average RPI Win:	221	WON-LOST	WINNING	LAST 10	STRENGTH OF	OPP. STRENGTH	TEAM	ADJ.	CONF.	ADJ CONF.
Average RPI Loss:	168	RECORD	PCT. RANK	GAMES	SCHEDULE	OF SCHEDULE	RPI	RPI	RPI	RPI
DIV. I ONLY	3- 25	336	1- 8	101	253	307	307	17	17	
DIV. I NON-CONF.	2- 11	305	0- 0	143	342	304	304	17	17	

TOTALS	RPI 1-25	RPI 26-50	W-L RECORDS	RPI 51-100	RPI 101-999	RPI 201+				
3- 25	0- 1	0- 4	OVERALL	0- 0	3- 20	2- 8				
2- 10	0- 0	0- 1	HOME	0- 0	2- 9	1- 4				
1- 14	0- 1	0- 2	AWAY	0- 0	1- 11	1- 4				
0- 1	0- 0	0- 1	NEUTRAL	0- 0	0- 0	0- 0				
2- 11	0- 1	0- 1	NON-CONFERENCE	0- 0	2- 9	1- 5				
2- 3	0- 0	0- 0	HOME	0- 0	2- 3	1- 2				
0- 8	0- 1	0- 1	AWAY	0- 0	0- 6	0- 3				
0- 0	0- 0	0- 0	NEUTRAL	0- 0	0- 0	0- 0				
1- 14	0- 0	0- 3	CONFERENCE	0- 0	1- 11	1- 3				
0- 7	0- 0	0- 1	HOME	0- 0	0- 6	0- 2				
1- 6	0- 0	0- 1	AWAY	0- 0	1- 5	1- 1				
0- 1	0- 0	0- 1	NEUTRAL	0- 0	0- 0	0- 0				

RPI 1-25				RPI 26-50				RPI 51-100				RPI 101+ Team's RPI: 307			
RPI	S	Opponent	Score	RPI	S	Opponent	Score	RPI	S	Opponent	Score	RPI	S	Opponent	Score
11	A	South Carolina	43 101	26	A	Georgia	50 76					106	A	Chattanooga	32 47
				48	A	Mercer	50 72					106	H	Chattanooga	41 58
				48	H	Mercer	46 53					110	A	ETSU	50 66
				48	N	Mercer	44 75					110	H	ETSU	46 76
												136	H	Radford	39 27
												156	A	UT Martin	54 62
												160	A	Samford	54 62
												160	H	Samford	32 50
												168	A	N. C. A&T	59 68
												187	H	Dav idson	57 70
												189	A	Furman	46 66
												189	H	Furman	59 68
												193	A	High Point	69 75
												218	A	UNCG	54 57
												218	H	UNCG	67 88
												225	H	UNC Asheville	62 52
												228	A	Gardner-Webb	67 70
												256	A	Campbell	51 58
												303	A	Wofford	68 62
												303	H	Wofford	48 54
												315	H	Eastern Ky.	59 62
												322	A	South Carolina St.	45 75
												337	H	Flori da A&M	63 80
LAST 12 Division I GAMES:															
				48	N	Mercer	44 75	110	H	ETSU	46 76				
				218	A	UNCG	54 57	106	H	Chattanooga	41 58				
				160	H	Samford	32 50	218	H	UNCG	67 88				
				48	H	Mercer	46 53	48	A	Mercer	50 72				
				189	A	Furman	46 66	160	A	Samford	54 62				
				303	A	Wofford	68 62	303	H	Wofford	48 54				

Non-Div I Games: Warren Wilson 114 54 Brevard 79 34

Western Caro.

Average RPI Win:	236	WON-LOST	WINNING	LAST 10	STRENGTH OF	OPP. STRENGTH	TEAM	ADJ.	CONF.	ADJ CONF.
Average RPI Loss:	87	RECORD	PCT. RANK	GAMES	SCHEDULE	OF SCHEDULE	RPI	RPI	RPI	RPI
DIV. I ONLY	19- 9	75	6- 3	209	166	99	99	12	12	
DIV. I NON-CONF.	8- 4	87	0- 0	290	222	128	128	16	16	

TOTALS	RPI 1-25	RPI 26-50	W-L RECORDS	RPI 51-100	RPI 101-999	RPI 201+				
19- 9	1- 0	0- 4	OVERALL	0- 2	18- 3	13- 1				
8- 3	0- 0	0- 1	HOME	0- 1	8- 1	6- 0				
10- 5	1- 0	0- 2	AWAY	0- 1	9- 2	6- 1				
1- 1	0- 0	0- 1	NEUTRAL	0- 0	1- 0	1- 0				
8- 4	1- 0	0- 1	NON-CONFERENCE	0- 0	7- 3	6- 1				
3- 1	0- 0	0- 0	HOME	0- 0	3- 1	3- 0				
5- 3	1- 0	0- 1	AWAY	0- 0	4- 2	3- 1				
0- 0	0- 0	0- 0	NEUTRAL	0- 0	0- 0	0- 0				
11- 5	0- 0	0- 3	CONFERENCE	0- 2	11- 0	7- 0				
5- 2	0- 0	0- 1	HOME	0- 1	5- 0	3- 0				
5- 2	0- 0	0- 1	AWAY	0- 1	5- 0	3- 0				
1- 1	0- 0	0- 1	NEUTRAL	0- 0	1- 0	1- 0				

RPI	S	Opponent	Score	RPI	S	Opponent	Score	RPI	S	Opponent	Score	RPI	S	Opponent	Score
13	A	Stanford	71 64	30	A	South Dakota St.	48 84	59	A	South Dakota	81 92	130	H	Milwaukee	67 77
				30	H	South Dakota St.	42 70	59	H	South Dakota	58 82	147	A	Northern Ill.	94 96
				30	N	South Dakota St.	51 80					148	A	Wichita St.	78 65
				32	A	Gonzaga	65 80					169	A	Oral Roberts	85 63
												169	H	Oral Roberts	56 49
												177	A	Denver	77 61
												177	H	Denver	118 93
												232	H	Southeast Mo. St.	87 59
												237	A	Illinois	77 67
												243	A	Omaha	90 51
												243	H	Omaha	103 68
												243	N	Omaha	97 57
												249	A	Austin Peay	81 68
												266	A	Bradley	80 87
												279	H	UMKC	90 71
												284	A	North Dakota St.	77 60
												284	H	North Dakota St.	97 72
												325	A	Fort Wayne	100 64
												325	H	Fort Wayne	91 44
												346	A	Chicago St.	83 45
												346	H	Chicago St.	71 54
LAST 12 Division I GAMES:															
				30	N	South Dakota St.	51 80	169	A	Oral Roberts	85 63				
				243	N	Omaha	97 57	59	A	South Dakota	81 92				
				177	A	Denver	77 61	284	H	North Dakota St.	97 72				
				284	A	North Dakota St.	77 60	177	H	Denver	118 93				
				30	H	South Dakota St.	42 70	30	A	South Dakota St.	48 84				
				243	H	Omaha	103 68	325	H	Fort Wayne	91 44				

Non-Div I Games: Illinois Col. 122 40 William Woods 96 57 Eureka 98 46

Western Ill.

Average RPI Win:	206	WON-LOST	WINNING	LAST 10	STRENGTH OF	OPP. STRENGTH	TEAM	ADJ.	CONF.	ADJ CONF.
Average RPI Loss:	85	RECORD	PCT. RANK	GAMES	SCHEDULE	OF SCHEDULE	RPI	RPI	RPI	RPI
DIV. I ONLY	20- 8	60	7- 3	106	143	56	56	18	18	
DIV. I NON-CONF.	8- 4	87	0- 0	70	42	44	44	20	20	

TOTALS	RPI 1-25	RPI 26-50	W-L RECORDS	RPI 51-100	RPI 101-999	RPI 201+				
20- 8	1- 2	1- 1	OVERALL	1- 2	17- 3	11- 1				
10- 1	0- 1	0- 0	HOME	0- 0	10- 0	8- 0				
6- 7	0- 1	0- 1	AWAY	0- 2	6- 3	3- 1				
4- 0	1- 0	1- 0	NEUTRAL	1- 0	1- 0	0- 0				
8- 4	1- 2	1- 1	NON-CONFERENCE	1- 1	5- 0	3- 0				
2- 1	0- 1	0- 0	HOME	0- 0	2- 0	2- 0				
2- 3	0- 1	0- 1	AWAY	0- 1	2- 0	1- 0				
4- 0	1- 0	1- 0	NEUTRAL	1- 0	1- 0	0- 0				
12- 4	0- 0	0- 0	CONFERENCE	0- 1	12- 3	8- 1				
8- 0	0- 0	0- 0	HOME	0- 0	8- 0	6- 0				
4- 4	0- 0	0- 0	AWAY	0- 1	4- 3	2- 1				
0- 0	0- 0	0- 0	NEUTRAL	0- 0	0- 0	0- 0				

RPI	S	Opponent	Score	RPI	S	Opponent	Score	RPI	S	Opponent	Score	RPI	S	Opponent	Score
1	H	Notre Dame	65 78	37	A	Ball St.	81 93	53	A	Indiana	71 73	103	A	Middle Tenn.	76 60
21	A	Iowa	97 104	48	N	Mercer	67 62	80	A	UAB	61 79	103	H	Middle Tenn.	57 43
23	N	Missouri	79 76					84	N	Toledo	70 56	107	A	Rice	58 73
												124	A	Louisiana Tech	74 64
												155	H	Charlotte	83 61
												172	A	Southern Ill.	75 49
												176	A	UTEP	75 80
												197	N	Stetson	66 58
												205	A	Southern Miss.	63 69
												205	H	Southern Miss.	81 60
												219	H	Fla. Atlantic	82 63
												224	A	North Texas	79 65
												264	H	UTSA	73 38
												282	H	Old Dominion	62 48
												300	H	FIU	101 47
												305	A	Georgia St.	74 63
												310	A	Marshall	86 66
												310	H	Marshall	77 50
												342	H	Mississippi Val.	87 48
												349	H	Evansville	92 54

LAST 12 Division I GAMES:															
176	A	UTEP	75 80	282	H	Old Dominion	62 48								
205	A	Southern Miss.	63 69	219	H	Fla. Atlantic	82 63								
155	H	Charlotte	83 61	124	A	Louisiana Tech	74 64								
310	H	Marshall	77 50	224	A	North Texas	79 65								
103	A	Middle Tenn.	76 60	310	A	Marshall	86 66								
107	A	Rice	58 73	264	H	UTSA	73 38								

Non-Div I Games: Lee 88 64

Western Ky.

Average RPI Win:	195	WON-LOST	WINNING	LAST 10	STRENGTH OF	OPP. STRENGTH	TEAM	ADJ.	CONF.	ADJ CONF.
Average RPI Loss:	63	RECORD	PCT. RANK	GAMES	SCHEDULE	OF SCHEDULE	RPI	RPI	RPI	RPI
DIV. I ONLY	14- 14	177	5- 5	89	82	105	105	8	8	
DIV. I NON-CONF.	4- 5	202	0- 0	131	43	120	120	8	8	

TOTALS	RPI 1-25	RPI 26-50	W-L RECORDS	RPI 51-100	RPI 101-999	RPI 201+				
14- 14	0- 4	0- 3	OVERALL	1- 5	13- 2	8- 0				
7- 4	0- 1	0- 1	HOME	1- 1	6- 1	4- 0				
6- 8	0- 3	0- 1	AWAY	0- 3	6- 1	4- 0				
1- 2	0- 0	0- 1	NEUTRAL	0- 1	1- 0	0- 0				
4- 5	0- 1	0- 1	NON-CONFERENCE	0- 3	4- 0	3- 0				
1- 0	0- 0	0- 0	HOME	0- 0	1- 0	1- 0				
2- 3	0- 1	0- 0	AWAY	0- 2	2- 0	2- 0				
1- 2	0- 0	0- 1	NEUTRAL	0- 1	1- 0	0- 0				
10- 9	0- 3	0- 2	CONFERENCE	1- 2	9- 2	5- 0				
6- 4	0- 1	0- 1	HOME	1- 1	5- 1	3- 0				
4- 5	0- 2	0- 1	AWAY	0- 1	4- 1	2- 0				
0- 0	0- 0	0- 0	NEUTRAL	0- 0	0- 0	0- 0				

RPI 1-25				RPI 26-50				RPI 51-100				RPI 101+				Team's RPI: 105
RPI	S	Opponent	Score	RPI	S	Opponent	Score	RPI	S	Opponent	Score	RPI	S	Opponent	Score	
19	A	Buffalo	49 71	37	A	Ball St.	58 85	65	A	Michigan St.	62 65	101	H	Ohio	54 69	
20	A	Central Mich.	70 74	37	H	Ball St.	71 81	71	N	St. John's (NY)	48 76	110	N	ETSU	87 79	
20	H	Central Mich.	62 78	40	N	Rutgers	64 75	81	H	Miami (OH)	81 70	147	A	Northern Ill.	85 66	
21	A	Iowa	56 79					82	A	New Mexico	76 88	147	H	Northern Ill.	88 83	
								84	A	Tol edo	68 69	149	A	Kent St.	66 61	
								84	H	Tol edo	73 78	201	A	Eastern Mi ch.	67 69	
												201	H	Eastern Mi ch.	74 66	
												206	A	Bowling Green	81 67	
												206	H	Bowling Green	85 71	
												206	H	Bowling Green	67 58	
												210	A	New Mexico St.	64 55	
												220	A	Akron	59 51	
												220	H	Akron	76 60	
												304	A	Loyol a Chi cago	65 47	
												326	H	Detroit Mercy	74 62	

LAST 12 Division I GAMES:																
206	H	Bowling Green	85 71	37	H	Ball St.	71 81	206	A	Bowling Green	81 67					
147	A	Northern Ill.	85 66	206	A	Bowling Green	81 67	220	H	Akron	76 60					
201	H	Eastern Mi ch.	74 66	84	H	Tol edo	73 78									
20	H	Central Mi ch.	62 78	58	A	Ball St.	85 85	20	A	Central Mi ch.	70 74					
37	A	Ball St.	58 85	220	A	Akron	59 51									
84	A	Tol edo	68 69													

Non-Div I Games: Goshen 87 36 Kentucky St. 85 50 Olivet 86 37

Western Mich.

Average RPI Win:	189	WON-LOST	WINNING	LAST 10	STRENGTH OF	OPP. STRENGTH	TEAM	ADJ.	CONF.	ADJ CONF.
Average RPI Loss:	94	RECORD	PCT. RANK	GAMES	SCHEDULE	OF SCHEDULE	RPI	RPI	RPI	RPI
DIV. I ONLY	14- 17	206	5- 5	94	85	148	148	7	7	
DIV. I NON-CONF.	5- 9	238	0- 0	73	129	192	192	7	7	

TOTALS	RPI 1-25	RPI 26-50	W-L RECORDS	RPI 51-100	RPI 101-999	RPI 201+				
14- 17	1- 2	0- 3	OVERALL	1- 7	12- 5	5- 1				
9- 5	1- 0	0- 0	HOME	1- 3	7- 2	4- 0				
4- 10	0- 2	0- 3	AWAY	0- 4	4- 1	1- 0				
1- 2	0- 0	0- 0	NEUTRAL	0- 0	1- 2	0- 1				
5- 9	0- 1	0- 2	NON-CONFERENCE	1- 5	4- 1	3- 1				
4- 2	0- 0	0- 0	HOME	1- 2	3- 0	3- 0				
0- 6	0- 1	0- 2	AWAY	0- 3	0- 0	0- 0				
1- 1	0- 0	0- 0	NEUTRAL	0- 0	1- 1	0- 1				
9- 8	1- 1	0- 1	CONFERENCE	0- 2	8- 4	2- 0				
5- 3	1- 0	0- 0	HOME	0- 1	4- 2	1- 0				
4- 4	0- 1	0- 1	AWAY	0- 1	4- 1	1- 0				
0- 1	0- 0	0- 0	NEUTRAL	0- 0	0- 1	0- 0				

RPI 1-25				RPI 26-50				RPI 51-100				RPI 101+ Team's RPI: 148			
RPI	S	Opponent	Score	RPI	S	Opponent	Score	RPI	S	Opponent	Score	RPI	S	Opponent	Score
2	A	UConn	43 124	30	A	South Dakota St.	64 96	58	A	Oklahoma St.	67 91	102	H	Cincinnati	69 75
9	A	Tennessee	56 68	45	A	UCF	53 59	59	H	South Dakota	48 62	122	A	Tulane	64 56
14	H	South Fla.	64 56	47	A	Creighton	61 66	78	A	Houston	55 73	122	H	Tulane	81 70
								78	H	Houston	62 73	182	H	Temple	88 81
								82	A	New Mexico	62 76	182	N	Temple	59 72
								97	A	Missouri St.	71 94	185	N	UC Irvine	76 53
								97	H	Missouri St.	72 58	191	A	Memphis	77 64
								99	H	Western Ill.	65 78	191	H	Memphis	69 61
												192	A	East Carolina	67 77
												194	A	Tulsa	70 59
												194	H	Tulsa	62 67
												213	A	SMU	52 45
												213	H	SMU	66 43
												237	N	Illinois	67 68
												279	H	UMKC	72 63
												290	H	Alcorn	87 46
												346	H	Chicago St.	66 63

LAST 12 Division I GAMES:															
		182 N Temple	59 72			102 H Cincinnati	69 75								
		194 A Tulsa	70 59			78 H Houston	62 73								
		122 H Tulane	81 70			192 A East Carolina	67 77								
		213 A SMU	52 45			191 A Memphis	77 64								
		182 H Temple	88 81			14 H South Fla.	64 56								
		2 A UConn	43 124			213 H SMU	66 43								

Non-Div I Games:

Wichita St.

Average RPI Win:	221	WON-LOST	WINNING	LAST 10	STRENGTH OF	OPP. STRENGTH	TEAM	ADJ.	CONF.	ADJ CONF.
Average RPI Loss:	129	RECORD	PCT. RANK	GAMES	SCHEDULE	OF SCHEDULE	RPI	RPI	RPI	RPI
DIV. I ONLY	16- 13	139	3- 7	180	175	158	158	10	10	
DIV. I NON-CONF.	9- 2	33	0- 0	256	279	86	86	12	12	

TOTALS	RPI 1-25	RPI 26-50	W-L RECORDS	RPI 51-100	RPI 101-999	RPI 201+				
16- 13	0- 0	1- 3	OVERALL	0- 3	15- 7	10- 4				
9- 6	0- 0	1- 1	HOME	0- 1	8- 4	6- 3				
7- 7	0- 0	0- 2	AWAY	0- 2	7- 3	4- 1				
0- 0	0- 0	0- 0	NEUTRAL	0- 0	0- 0	0- 0				
9- 2	0- 0	0- 0	NON-CONFERENCE	0- 1	9- 1	5- 1				
5- 1	0- 0	0- 0	HOME	0- 0	5- 1	4- 1				
4- 1	0- 0	0- 0	AWAY	0- 1	4- 0	1- 0				
0- 0	0- 0	0- 0	NEUTRAL	0- 0	0- 0	0- 0				
7- 11	0- 0	1- 3	CONFERENCE	0- 2	6- 6	5- 3				
4- 5	0- 0	1- 1	HOME	0- 1	3- 3	2- 2				
3- 6	0- 0	0- 2	AWAY	0- 1	3- 3	3- 1				
0- 0	0- 0	0- 0	NEUTRAL	0- 0	0- 0	0- 0				

RPI 1-25				RPI 26-50				RPI 51-100				RPI 101+ Team's RPI: 158			
RPI	S	Opponent	Score	RPI	S	Opponent	Score	RPI	S	Opponent	Score	RPI	S	Opponent	Score
				44	A	Drexel	34 54	63	A	James Madison	64 70	114	A	Delaware	59 68
				44	H	Drexel	58 65	63	H	James Madison	41 86	114	H	Delaware	52 61
				46	A	Elon	61 82	71	A	St. John's (NY)	81 92	119	A	Saint Francis (PA)	92 86
				46	H	Elon	81 75					138	A	Northeastern	46 64
												138	H	Northeastern	71 53
												187	H	Davidson	73 55
												192	A	East Carolina	71 65
												195	A	Richmond	78 64
												215	H	Norfolk St.	74 80
												234	H	Loyola Maryland	70 49
												242	A	Hofstra	54 65
												242	H	Hofstra	63 53
												258	A	UNCW	66 53
												258	H	UNCW	49 64
												262	A	Col. of Charleston	68 54
												262	H	Col. of Charleston	79 66
												267	A	Howard	83 71
												269	A	Towson	75 63
												269	H	Towson	66 67
												273	H	Fairfield	57 47
												282	H	Old Dominion	75 58
												302	H	USC Upstate	83 63
LAST 12 Division I GAMES:															
				63	A	James Madison	64 70	114	A	Delaware	59 68				
				46	A	Elon	61 82	269	A	Towson	75 63				
				114	H	Delaware	52 61	63	H	James Madison	41 86				
				44	A	Drexel	34 54	242	H	Hofstra	63 53				
				258	H	UNCW	49 64	262	H	Col. of Charleston	79 66				
				138	H	Northeastern	71 53	138	A	Northeastern	46 64				

Non-Div I Games:

William & Mary

Average RPI Win:	334	WON-LOST	WINNING	LAST 10	STRENGTH OF	OPP. STRENGTH	TEAM	ADJ.	CONF.	ADJ CONF.
Average RPI Loss:	199	RECORD	PCT. RANK	GAMES	SCHEDULE	OF SCHEDULE	RPI	RPI	RPI	RPI
DIV. I ONLY	2- 26	344	2- 8	230	319	344	344	27	27	
DIV. I NON-CONF.	0- 10	337	0- 0	183	248	335	335	28	28	

TOTALS	RPI 1-25	RPI 26-50	W-L RECORDS	RPI 51-100	RPI 101-999	RPI 201+				
2- 26	0- 1	0- 2	OVERALL	0- 3	2- 20	2- 15				
2- 11	0- 0	0- 0	HOME	0- 2	2- 9	2- 6				
0- 15	0- 1	0- 2	AWAY	0- 1	0- 11	0- 9				
0- 0	0- 0	0- 0	NEUTRAL	0- 0	0- 0	0- 0				
0- 10	0- 1	0- 2	NON-CONFERENCE	0- 1	0- 6	0- 5				
0- 4	0- 0	0- 0	HOME	0- 1	0- 3	0- 2				
0- 6	0- 1	0- 2	AWAY	0- 0	0- 3	0- 3				
0- 0	0- 0	0- 0	NEUTRAL	0- 0	0- 0	0- 0				
2- 16	0- 0	0- 0	CONFERENCE	0- 2	2- 14	2- 10				
2- 7	0- 0	0- 0	HOME	0- 1	2- 6	2- 4				
0- 9	0- 0	0- 0	AWAY	0- 1	0- 8	0- 6				
0- 0	0- 0	0- 0	NEUTRAL	0- 0	0- 0	0- 0				

RPI 1-25				RPI 26-50				RPI 51-100				RPI 101+ Team's RPI: 344			
RPI	S	Opponent	Score	RPI	S	Opponent	Score	RPI	S	Opponent	Score	RPI	S	Opponent	Score
18	A	Duke	30 101	46	A	Elon	37 98	72	H	Duquesne	54 81	110	H	ETSU	63 74
				48	A	Mercer	45 93	89	A	Liberty	37 63	136	A	Radford	52 78
								89	H	Liberty	53 73	136	H	Radford	30 70
												193	A	High Point	40 77
												193	H	High Point	58 79
												220	A	Akron	43 69
												225	A	UNC Asheville	51 63
												225	H	UNC Asheville	48 70
												228	A	Gardner-Webb	55 68
												228	H	Gardner-Webb	59 66
												245	A	Presbyterian	45 78
												245	H	Presbyterian	58 64
												256	A	Campbell	45 57
												256	H	Campbell	48 72
												303	H	Wofford	68 73
												310	A	Marshall	40 70
												311	A	Tennessee Tech	41 70
												322	H	South Carolina St.	37 65
												324	A	Charleston So.	45 81
												324	H	Charleston So.	62 56
												343	A	Longwood	60 90
												343	H	Longwood	69 60
LAST 12 Division I GAMES:															
343	A	Longwood	60 90	228	A	Gardner-Webb	55 68								
324	H	Charleston So.	62 56	245	H	Presbyterian	58 64								
256	A	Campbell	45 57	225	A	UNC Asheville	51 63								
89	H	Liberty	53 73	343	H	Longwood	69 60								
136	H	Radford	30 70	228	H	Gardner-Webb	59 66								
193	A	High Point	40 77	245	A	Presbyterian	45 78								

Non-Div I Games: N. C. Wesleyan 94 50

Winthrop

Average RPI Win:	255	WON-LOST	WINNING	LAST 10	STRENGTH OF	OPP. STRENGTH	TEAM	ADJ.	CONF.	ADJ CONF.
Average RPI Loss:	165	RECORD	PCT. RANK	GAMES	SCHEDULE	OF SCHEDULE	RPI	RPI	RPI	RPI
DIV. I ONLY	7- 20	293	1- 9	252	190	303	303	17	17	
DIV. I NON-CONF.	4- 8	239	0- 0	302	291	299	299	17	17	

TOTALS	RPI 1-25	RPI 26-50	W-L RECORDS	RPI 51-100	RPI 101-999	RPI 201+				
7- 20	0- 1	0- 3	OVERALL	0- 0	7- 16	5- 9				
5- 8	0- 0	0- 1	HOME	0- 0	5- 7	3- 5				
2- 11	0- 1	0- 2	AWAY	0- 0	2- 8	2- 4				
0- 1	0- 0	0- 0	NEUTRAL	0- 0	0- 1	0- 0				
4- 8	0- 1	0- 1	NON-CONFERENCE	0- 0	4- 6	4- 6				
3- 3	0- 0	0- 0	HOME	0- 0	3- 3	3- 3				
1- 5	0- 1	0- 1	AWAY	0- 0	1- 3	1- 3				
0- 0	0- 0	0- 0	NEUTRAL	0- 0	0- 0	0- 0				
3- 12	0- 0	0- 2	CONFERENCE	0- 0	3- 10	1- 3				
2- 5	0- 0	0- 1	HOME	0- 0	2- 4	0- 2				
1- 6	0- 0	0- 1	AWAY	0- 0	1- 5	1- 1				
0- 1	0- 0	0- 0	NEUTRAL	0- 0	0- 1	0- 0				

RPI 1-25				RPI 26-50				RPI 51-100				RPI 101+ Team's RPI: 303			
RPI	S	Opponent	Score	RPI	S	Opponent	Score	RPI	S	Opponent	Score	RPI	S	Opponent	Score
11	A	South Carolina	60 94	26	A	Georgia	56 95					106	A	Chattanooga	46 76
				48	A	Mercer	39 80					106	H	Chattanooga	47 54
				48	H	Mercer	46 71					110	A	ETSU	53 82
												110	H	ETSU	58 61
												110	N	ETSU	64 78
												160	A	Samford	77 81
												160	H	Samford	58 46
												189	A	Furman	57 63
												189	H	Furman	79 48
												218	A	UNCG	51 66
												218	H	UNCG	75 81
												225	H	UNC Asheville	70 68
												227	A	Coastal Caro.	51 67
												228	A	Gardner-Webb	55 73
												240	H	North Florida	69 57
												243	H	Omaha	60 64
												258	H	UNCW	60 65
												262	A	Col. of Charleston	51 59
												307	A	Western Caro.	54 48
												307	H	Western Caro.	62 68
												317	H	N. C. Central	77 56
												324	H	Charleston So.	45 68
												344	A	Winthrop	73 68
LAST 12 Division I GAMES:															
				110	N	ETSU	64 78	48	A	Mercer	39 80				
				189	A	Furman	57 63	160	A	Samford	77 81				
				106	A	Chattanooga	46 76	189	H	Furman	79 48				
				110	A	ETSU	53 82	110	H	ETSU	58 61				
				218	H	UNCG	75 81	106	H	Chattanooga	47 54				
				307	H	Western Caro.	62 68	307	A	Western Caro.	54 48				

Non-Div I Games: Brevard 85 46 Southern Wesleyan 104 57 Bob Jones 96 54

Wofford

Average RPI Win: 214		WON-LOST	WINNING	LAST 10	STRENGTH OF		OPP. STRENGTH	TEAM	ADJ.	CONF.	ADJ CONF.
Loss: 84		RECORD	PCT. RANK	GAMES	SCHEDULE		OF SCHEDULE	RPI	RPI	RPI	RPI
DIV. I ONLY		21- 9	65	7- 3	156		156	86	86	11	11
DIV. I NON-CONF.		7- 3	74	0- 0	250		190	105	105	15	15
TOTALS		RPI 1-25	RPI 26-50		W-L RECORDS		RPI 51-100	RPI 101-999		RPI 201+	
21- 9	0- 3	0- 1		OVERALL		3- 1	18- 4		9- 1		
9- 3	0- 1	0- 0		HOME		0- 1	9- 1		6- 0		
8- 5	0- 2	0- 1		AWAY		2- 0	6- 2		3- 0		
4- 1	0- 0	0- 0		NEUTRAL		1- 0	3- 1		0- 1		
7- 3	0- 1	0- 1		NON-CONFERENCE		1- 0	6- 1		3- 1		
3- 0	0- 0	0- 0		HOME		0- 0	3- 0		3- 0		
2- 2	0- 1	0- 1		AWAY		1- 0	1- 0		0- 0		
2- 1	0- 0	0- 0		NEUTRAL		0- 0	2- 1		0- 1		
14- 6	0- 2	0- 0		CONFERENCE		2- 1	12- 3		6- 0		
6- 3	0- 1	0- 0		HOME		0- 1	6- 1		3- 0		
6- 3	0- 1	0- 0		AWAY		1- 0	5- 2		3- 0		
2- 0	0- 0	0- 0		NEUTRAL		1- 0	1- 0		0- 0		

RPI 1-25					
RPI	S	Opponent	Score		
23	A	Mi ssouri	80	82	
25	A	Green Bay	68	75	
25	H	Green Bay	51	58	

RPI 26-50					
RPI	S	Opponent	Score		
26	A	Georgi a	71	87	

RPI 51-100					
RPI	S	Opponent	Score		
57	A	Bel mont	91	81	
79	A	IUPUI	66	63	
79	H	IUPUI	61	64	
79	N	IUPUI	60	52	

Team's RPI : 86					
RPI	S	Opponent	Score		
118	A	Cl evel and St.	70	71	
118	H	Cl evel and St.	63	70	
118	N	Cl evel and St.	83	61	
130	A	Mil waukee	53	59	
130	H	Mil waukee	56	51	
142	A	Youngstown St.	69	59	
142	H	Youngstown St.	73	50	
149	A	Kent St.	72	60	
188	A	Oakl and	77	57	
188	H	Oakl and	80	75	
195	N	Ri chmond	85	69	
197	N	Stetson	64	59	
214	N	Provi dence	69	74	
254	A	Northern Ky.	68	63	
254	H	Northern Ky.	73	60	
311	H	Tennessee Tech	82	59	
326	A	Detroi t Mercy	88	60	
326	H	Detroi t Mercy	85	55	
332	A	Ill . -Chi cago	80	53	
332	H	Ill . -Chi cago	60	50	
345	H	Eastern Ill .	81	46	
346	H	Chi cago St.	84	39	

LAST 12 Division I GAMES:					
79	N	IUPUI	60	52	
118	N	Cl evel and St.	83	61	
332	A	Ill . -Chi cago	80	53	
79	A	IUPUI	66	63	
118	H	Cl evel and St.	63	70	
254	H	Northern Ky.	73	60	
188	H	Oakl and	80	75	
326	H	Detroi t Mercy	85	55	
25	A	Green Bay	68	75	
130	A	Mil waukee	53	59	
142	A	Youngstown St.	69	59	
118	A	Cl evel and St.	70	71	

Non-Div I Games:	Northwestern Ohio	106	52	Cincinnati Christian	99	36
------------------	-------------------	-----	----	----------------------	----	----

Wright St.

■ Loss, ■ Non-Conf, S Site, H Home A Away N Neutral

Average RPI Win:	182	WON-LOST	WINNING	LAST 10	STRENGTH OF	OPP. STRENGTH	TEAM	ADJ.	CONF.	ADJ CONF.
Average RPI Loss:	153	RECORD	PCT. RANK	GAMES	SCHEDULE	OF SCHEDULE	RPI	RPI	RPI	RPI
DIV. I ONLY	18- 9	82	6- 4	100	179	74	74	16	16	
DIV. I NON-CONF.	5- 4	146	0- 0	24	256	62	62	14	14	

TOTALS	RPI 1-25	RPI 26-50	W-L RECORDS	RPI 51-100	RPI 101-999	RPI 201+				
18- 9	0- 1	0- 0	OVERALL	4- 1	14- 7	6- 3				
10- 2	0- 0	0- 0	HOME	3- 0	7- 2	4- 0				
8- 5	0- 1	0- 0	AWAY	1- 0	7- 4	2- 3				
0- 2	0- 0	0- 0	NEUTRAL	0- 1	0- 1	0- 0				
5- 4	0- 1	0- 0	NON-CONFERENCE	1- 1	4- 2	1- 1				
3- 0	0- 0	0- 0	HOME	1- 0	2- 0	1- 0				
2- 2	0- 1	0- 0	AWAY	0- 0	2- 1	0- 1				
0- 2	0- 0	0- 0	NEUTRAL	0- 1	0- 1	0- 0				
13- 5	0- 0	0- 0	CONFERENCE	3- 0	10- 5	5- 2				
7- 2	0- 0	0- 0	HOME	2- 0	5- 2	3- 0				
6- 3	0- 0	0- 0	AWAY	1- 0	5- 3	2- 2				
0- 0	0- 0	0- 0	NEUTRAL	0- 0	0- 0	0- 0				

RPI 1-25				RPI 26-50				RPI 51-100				RPI 101+			
RPI	S	Opponent	Score	RPI	S	Opponent	Score	RPI	S	Opponent	Score	RPI	S	Opponent	Score
18	A	Duke	40 63					70	H	Drake	75 61	115	A	Colorado St.	53 49
								79	N	IUPUI	59 65	115	H	Colorado St.	53 64
								82	A	New Mexico	63 62	132	A	Boise St.	66 51
								82	H	New Mexico	66 55	132	H	Boise St.	63 67
								87	H	UNLV	69 56	135	N	UNI	40 55
												139	A	Fresno St.	47 60
												139	H	Fresno St.	74 57
												151	A	Idaho	70 64
												153	H	Idaho St.	61 53
												177	A	Denver	61 51
												198	A	Nevada	65 62
												198	H	Nevada	66 60
												204	A	Montana St.	46 50
												236	H	Montana	67 62
												270	A	San Diego St.	62 68
												270	H	San Diego St.	70 50
												280	A	San Jose St.	66 64
												280	H	San Jose St.	58 46
												287	A	Air Force	47 57
												313	A	Utah St.	64 46
												313	H	Utah St.	61 44

LAST 12 Division I GAMES:															
132	H	Boise St.	63 67	87	H	UNLV	69 56	313	A	Utah St.	64 46	139	A	Fresno St.	47 60
287	A	Air Force	47 57					115	H	Colorado St.	53 64	280	H	San Jose St.	58 46
139	H	Fresno St.	74 57					198	A	Nevada	65 62				
82	A	New Mexico	63 62												
280	A	San Jose St.	66 64												
270	H	San Diego St.	70 50												

Non-Div I Games: Colo. Christian 62 33 Adams St. 73 47

Wyoming

Average RPI Win:	211	WON-LOST	WINNING	LAST 10	STRENGTH OF	OPP. STRENGTH	TEAM	ADJ.	CONF.	ADJ CONF.
Average RPI Loss:	77	RECORD	PCT. RANK	GAMES	SCHEDULE	OF SCHEDULE	RPI	RPI	RPI	RPI
DIV. I ONLY	10- 20	257	1- 9	105	79	226	226	6	6	
DIV. I NON-CONF.	7- 4	102	0- 0	214	253	160	160	6	6	

TOTALS	RPI 1-25	RPI 26-50	W-L RECORDS	RPI 51-100	RPI 101-999	RPI 201+				
10- 20	0- 5	0- 5	OVERALL	0- 4	10- 6	5- 2				
8- 8	0- 2	0- 2	HOME	0- 2	8- 2	5- 0				
1- 10	0- 2	0- 3	AWAY	0- 2	1- 3	0- 2				
1- 2	0- 1	0- 0	NEUTRAL	0- 0	1- 1	0- 0				
7- 4	0- 1	0- 1	NON-CONFERENCE	0- 0	7- 2	4- 1				
6- 1	0- 0	0- 0	HOME	0- 0	6- 1	4- 0				
0- 2	0- 0	0- 1	AWAY	0- 0	0- 1	0- 1				
1- 1	0- 1	0- 0	NEUTRAL	0- 0	1- 0	0- 0				
3- 16	0- 4	0- 4	CONFERENCE	0- 4	3- 4	1- 1				
2- 7	0- 2	0- 2	HOME	0- 2	2- 1	1- 0				
1- 8	0- 2	0- 2	AWAY	0- 2	1- 2	0- 1				
0- 1	0- 0	0- 0	NEUTRAL	0- 0	0- 1	0- 0				

RPI 1-25				RPI 26-50				RPI 51-100				RPI 101+				Team's RPI: 226
RPI	S	Opponent	Score	RPI	S	Opponent	Score	RPI	S	Opponent	Score	RPI	S	Opponent	Score	
22	A	Marquette	67 88	28	A	Villanova	57 75	71	A	St. John's (NY)	36 70	102	H	Cincinnati	53 50	
22	H	Marquette	63 80	28	H	Villanova	50 89	71	H	St. John's (NY)	63 67	109	H	Wake Forest	57 62	
23	N	Missouri	48 74	41	A	Minnesota	62 74	96	A	Georgetown	60 65	121	A	Seton Hall	53 58	
24	A	DePaul	48 79	47	A	Creighton	54 65	96	H	Georgetown	48 65	121	H	Seton Hall	51 62	
24	H	DePaul	72 73	47	H	Creighton	64 71					121	N	Seton Hall	42 66	
												123	A	Butler	69 62	
												123	H	Butler	57 54	
												173	H	New Hampshire	71 66	
												189	N	Furman	75 62	
												206	A	Bowling Green	53 63	
												214	A	Providence	48 69	
												214	H	Providence	68 59	
												230	H	Grambling	72 67	
												293	H	Mt. St. Mary's	66 45	
												325	H	Fort Wayne	62 50	
												337	H	Florida A&M	70 52	

LAST 12 Division I GAMES:																
121	N	Seton Hall	42 66	71	A	St. John's (NY)	36 70									
123	H	Butler	57 54	121	A	Seton Hall	53 58									
214	A	Providence	48 69	96	H	Georgetown	48 65									
47	A	Creighton	54 65	28	H	Villanova	50 89									
24	H	DePaul	72 73	47	H	Creighton	64 71									
22	H	Marquette	63 80	214	H	Providence	68 59									

Non-Div I Games:

Xavier

Average RPI Win:	195	WON-LOST	WINNING	LAST 10	STRENGTH OF	OPP. STRENGTH	TEAM	ADJ.	CONF.	ADJ CONF.
Average RPI Loss:	108	RECORD	PCT. RANK	GAMES	SCHEDULE	OF SCHEDULE	RPI	RPI	RPI	RPI
DIV. I ONLY	15- 12	135	6- 4	126	122	125	125	9	9	
DIV. I NON-CONF.	7- 6	165	0- 0	234	231	178	178	9	9	

TOTALS	RPI 1-25	RPI 26-50	W-L RECORDS	RPI 51-100	RPI 101-999	RPI 201+				
15- 12	0- 0	1- 1	OVERALL	2- 5	12- 6	8- 1				
7- 5	0- 0	1- 0	HOME	1- 2	5- 3	4- 1				
8- 5	0- 0	0- 1	AWAY	1- 2	7- 2	4- 0				
0- 2	0- 0	0- 0	NEUTRAL	0- 1	0- 1	0- 0				
7- 6	0- 0	0- 0	NON-CONFERENCE	1- 2	6- 4	4- 1				
2- 3	0- 0	0- 0	HOME	0- 1	2- 2	2- 1				
5- 1	0- 0	0- 0	AWAY	1- 0	4- 1	2- 0				
0- 2	0- 0	0- 0	NEUTRAL	0- 1	0- 1	0- 0				
8- 6	0- 0	1- 1	CONFERENCE	1- 3	6- 2	4- 0				
5- 2	0- 0	1- 0	HOME	1- 1	3- 1	2- 0				
3- 4	0- 0	0- 1	AWAY	0- 2	3- 1	2- 0				
0- 0	0- 0	0- 0	NEUTRAL	0- 0	0- 0	0- 0				

RPI	S	Opponent	Score	RPI	S	Opponent	Score	RPI	S	Opponent	Score	RPI	S	Opponent	Score	Team's RPI: 125
29	A	Princeton	53 64	29	H	Princeton	73 59	51	A	Harvard	73 97	116	A	Dartmouth	57 39	
								51	H	Harvard	69 63	116	H	Dartmouth	62 64	
								53	H	Indiana	68 72	131	N	Hartford	70 78	
								62	A	Penn	52 64	152	H	Army West Point	65 82	
								62	H	Penn	54 69	159	A	Binghamton	73 69	
								66	N	UC Davis	61 71	171	A	Brown	71 81	
								69	A	TCU	82 72	171	H	Brown	77 63	
												183	A	Kansas	75 81	
												186	A	Stony Brook	77 71	
												212	A	Columbia	73 50	
												212	H	Columbia	66 59	
												214	H	Providence	51 55	
												263	A	Cornell	65 55	
												263	H	Cornell	69 56	
												271	H	LIU Brooklyn	62 51	
												288	H	Colgate	82 56	
												291	A	Central Conn. St.	75 62	
												347	A	Saint Peter's	70 49	

LAST 12 Division I GAMES:																
29	A	Princeton	53 64	263	A	Cornell	65 55									
62	A	Penn	52 64	212	A	Columbia	73 50									
212	H	Columbia	66 59	62	H	Penn	54 69									
263	H	Cornell	69 56	29	H	Princeton	73 59									
51	H	Harvard	69 63	116	A	Dartmouth	57 39									
116	H	Dartmouth	62 64	51	A	Harvard	73 97									

Non-Div I Games:

Yale

Average RPI Win:	228	WON-LOST	WINNING	LAST 10	STRENGTH OF	OPP. STRENGTH	TEAM	ADJ.	CONF.	ADJ CONF.
Average RPI Loss:	106	RECORD	PCT. RANK	GAMES	SCHEDULE	OF SCHEDULE	RPI	RPI	RPI	RPI

DIV. I ONLY	14- 15	189	8- 2	98	182	142	142	11	11
DIV. I NON-CONF.	2- 7	286	0- 0	197	220	269	269	15	15
TOTALS	RPI 1-25	RPI 26-50	W-L RECORDS	RPI 51-100	RPI 101-999	RPI 201+			
14- 15	0- 3	0- 0	OVERALL	1- 5	13- 7	8- 1			
6- 6	0- 1	0- 0	HOME	0- 3	6- 2	4- 0			
7- 8	0- 1	0- 0	AWAY	1- 2	6- 5	4- 1			
1- 1	0- 1	0- 0	NEUTRAL	0- 0	1- 0	0- 0			
2- 7	0- 0	0- 0	NON-CONFERENCE	0- 2	2- 5	2- 1			
1- 2	0- 0	0- 0	HOME	0- 1	1- 1	1- 0			
1- 5	0- 0	0- 0	AWAY	0- 1	1- 4	1- 1			
0- 0	0- 0	0- 0	NEUTRAL	0- 0	0- 0	0- 0			
12- 8	0- 3	0- 0	CONFERENCE	1- 3	11- 2	6- 0			
5- 4	0- 1	0- 0	HOME	0- 2	5- 1	3- 0			
6- 3	0- 1	0- 0	AWAY	1- 1	5- 1	3- 0			
1- 1	0- 1	0- 0	NEUTRAL	0- 0	1- 0	0- 0			

RPI S Opponent	Score	RPI S Opponent	Score	RPI S Opponent	Score	RPI S Opponent	Score	Team's RPI: 142
25 A Green Bay	56 65			55 A American	72 78	118 A Cleveland St.	66 52	
25 H Green Bay	42 67			79 A IUPUI	70 67	118 H Cleveland St.	76 69	
25 N Green Bay	45 66			79 H IUPUI	43 65	119 A Saint Francis (PA)	65 79	
				86 A Wright St.	50 73	130 A Milwaukee	61 62	
				86 H Wright St.	59 69	130 H Milwaukee	86 85	
				90 H Bucknell	60 66	130 N Milwaukee	62 58	
						133 A Robert Morris	52 84	
						149 H Kent St.	44 55	
						181 A Pittsburgh	58 66	
						188 A Oakland	86 76	
						188 H Oakland	48 58	
						220 A Akron	58 75	
						254 A Northern Ky.	60 59	
						254 H Northern Ky.	54 51	
						304 A Loyola Chicago	73 49	
						306 H Northern Ari z.	69 67	
						326 A Detroit Mercy	72 52	
						326 H Detroit Mercy	76 59	
						332 A III. -Chicago	71 52	
						332 H III. -Chicago	76 63	
LAST 12 Division I GAMES:								
25 N Green Bay	45 66	332 A III. -Chicago	71 52					
130 N Milwaukee	62 58	79 A IUPUI	70 67					
118 H Cleveland St.	76 69	326 A Detroit Mercy	72 52					
254 A Northern Ky.	60 59	188 A Oakland	86 76					
25 H Green Bay	42 67	86 H Wright St.	59 69					
130 H Milwaukee	86 85	254 H Northern Ky.	54 51					

Non-Div I Games: Ohio Valley 86 59 Penn St.-Beaver 97 40

Youngstown St.