

Average RPI Win:	303	WON-LOST	WINNING	LAST 10	STRENGTH OF	OPP. STRENGTH	TEAM	ADJ.	CONF.	ADJ CONF.
Average RPI Loss:	173	RECORD	PCT. RANK	GAMES	SCHEDULE	OF SCHEDULE	RPI	RPI	RPI	RPI
DIV. I ONLY	9- 17	258	5- 5	245	320	287	287	27	27	
DIV. I NON-CONF.	1- 7	313	0- 0	46	338	280	280	27	27	
TOTALS	RPI 1-25	RPI 26-50	W-L RECORDS	RPI 51-100	RPI 101-150	RPI 150+				
9- 17	0- 1	0- 0	OVERALL	0- 3	0- 4	9- 9				
7- 5	0- 0	0- 0	HOME	0- 2	0- 2	7- 1				
2- 11	0- 1	0- 0	AWAY	0- 1	0- 2	2- 7				
0- 1	0- 0	0- 0	NEUTRAL	0- 0	0- 0	0- 1				
1- 7	0- 1	0- 0	NON-CONFERENCE	0- 1	0- 0	1- 5				
1- 2	0- 0	0- 0	HOME	0- 1	0- 0	1- 1				
0- 4	0- 1	0- 0	AWAY	0- 0	0- 0	0- 3				
0- 1	0- 0	0- 0	NEUTRAL	0- 0	0- 0	0- 1				
8- 10	0- 0	0- 0	CONFERENCE	0- 2	0- 4	8- 4				
6- 3	0- 0	0- 0	HOME	0- 1	0- 2	6- 0				
2- 7	0- 0	0- 0	AWAY	0- 1	0- 2	2- 4				
0- 0	0- 0	0- 0	NEUTRAL	0- 0	0- 0	0- 0				

RPI 1-25				RPI 26-50				RPI 51-100				RPI 101+ Team's RPI: 287			
RPI	S	Opponent	Score	RPI	S	Opponent	Score	RPI	S	Opponent	Score	RPI	S	Opponent	Score
23	A	Texas A&M	55 84					56	H	Toledo	60 76	107	A	Abilene Christian	64 72
								98	H	Central Ark.	41 49	107	H	Abilene Christian	59 72
								99	A	SFA	56 64	133	A	Lamar University	49 65
												133	H	Lamar University	63 74
												161	A	Rice	36 70
												164	A	Texas St.	50 57
												191	H	Texas Southern	64 61
												220	A	New Orleans	54 75
												222	A	UTRGV	46 55
												222	H	UTRGV	65 68
												232	N	UC Santa Barbara	60 66
												288	H	McNeese	77 66
												290	A	Nicholls St.	54 74
												290	H	Nicholls St.	65 60
												293	H	Northwestern St.	60 51
												329	A	Southeastern La.	69 53
												329	H	Southeastern La.	77 61
												332	A	Incarinate Word	56 63
												332	H	Incarinate Word	68 65
												338	A	Houston Baptist	51 56
												338	H	Houston Baptist	68 51
												340	A	Sam Houston St.	63 37
LAST 12 Division I GAMES:															
332	H	Incarinate Word	68 65	329	A	Southeastern La.	69 53								
338	H	Houston Baptist	68 51	338	A	Houston Baptist	51 56								
288	H	McNeese	77 66	107	H	Abilene Christian	59 72								
107	A	Abilene Christian	64 72	290	H	Nicholls St.	65 60								
133	H	Lamar University	63 74	133	A	Lamar University	49 65								
332	A	Incarinate Word	56 63	340	A	Sam Houston St.	63 37								

Non-Div I Games: Schreiner 73 44 Okla. Panhandle 66 40 Montana Tech 83 50

A&M-Corpus Christi

Loss, Non-Conf, S Site, H Home A Away N Neutral



Average RPI Win:	259	WON-LOST	WINNING	LAST 10	STRENGTH OF	OPP. STRENGTH	TEAM	ADJ.	CONF.	ADJ CONF.
Average RPI Loss:	115	RECORD	PCT. RANK	GAMES	SCHEDULE	OF SCHEDULE	RPI	RPI	RPI	RPI
DIV. I ONLY	19- 8	67	9- 1	198	284	107	107	27	27	
DIV. I NON-CONF.	3- 6	230	0- 0	77	115	187	187	27	27	
TOTALS	RPI 1-25	RPI 26-50	W-L RECORDS	RPI 51-100	RPI 101-150	RPI 150+				
19- 8	0- 3	0- 0	OVERALL	2- 2	2- 0	15- 3				
10- 2	0- 0	0- 0	HOME	1- 1	2- 0	7- 1				
8- 6	0- 3	0- 0	AWAY	1- 1	0- 0	7- 2				
1- 0	0- 0	0- 0	NEUTRAL	0- 0	0- 0	1- 0				
3- 6	0- 3	0- 0	NON-CONFERENCE	0- 0	1- 0	2- 3				
2- 1	0- 0	0- 0	HOME	0- 0	1- 0	1- 1				
0- 5	0- 3	0- 0	AWAY	0- 0	0- 0	0- 2				
1- 0	0- 0	0- 0	NEUTRAL	0- 0	0- 0	1- 0				
16- 2	0- 0	0- 0	CONFERENCE	2- 2	1- 0	13- 0				
8- 1	0- 0	0- 0	HOME	1- 1	1- 0	6- 0				
8- 1	0- 0	0- 0	AWAY	1- 1	0- 0	7- 0				
0- 0	0- 0	0- 0	NEUTRAL	0- 0	0- 0	0- 0				

RPI 1-25				RPI 26-50				RPI 51-100				RPI 101+ Team's RPI: 107			
RPI	S	Opponent	Score	RPI	S	Opponent	Score	RPI	S	Opponent	Score	RPI	S	Opponent	Score
5	A	Baylor	34 79					98	A	Central Ark.	70 80	133	H	Lamar University	77 59
23	A	Texas A&M	45 71					98	H	Central Ark.	83 76	143	H	Omaha	73 66
24	A	Missouri	46 52					99	A	SFA	80 73	178	A	UTSA	68 71
								99	H	SFA	61 70	182	A	Wichita St.	62 81
												220	H	New Orleans	68 55
												222	H	UTRGV	70 54
												264	N	Murray St.	81 57
												287	A	A&M-Corpus Christi	72 59
												287	H	A&M-Corpus Christi	72 64
												288	H	McNeese	77 65
												290	A	Nicholls St.	89 73
												293	A	Northwestern St.	75 74
												293	H	Northwestern St.	79 57
												311	H	UMKC	68 71
												329	A	Southeastern La.	82 57
												332	A	Incarinate Word	75 66
												332	H	Incarinate Word	68 45
												338	A	Houston Baptist	89 60
												340	A	Sam Houston St.	72 39
												340	H	Sam Houston St.	78 56
LAST 12 Division I GAMES:															
338	A	Houston Baptist	89 60	293	H	Northwestern St.	79 57								
332	H	Incarinate Word	68 45	98	A	Central Ark.	70 80								
340	A	Sam Houston St.	72 39	340	H	Sam Houston St.	78 56								
287	H	A&M-Corpus Christi	72 64	287	A	A&M-Corpus Christi	72 59								
293	A	Northwestern St.	75 74	288	H	McNeese	77 65								
99	A	SFA	80 73	332	A	Incarinate Word	75 66								

Non-Div I Games: Harding 74 62 Sul Ross St. 106 58 Howard Payne 87 52

Abilene Christian

Loss, Non-Conf, S Site, H Home A Away N Neutral



## Air Force

Through Games Of March 5, 2017

Average RPI Win:	279	WON-LOST	WINNING	LAST 10	STRENGTH OF	OPP. STRENGTH	TEAM	ADJ.	CONF.	ADJ CONF.
Average RPI Loss:	163	RECORD	PCT. RANK	GAMES	SCHEDULE	OF SCHEDULE	RPI	RPI	RPI	RPI
DIV. I ONLY	4- 24	331	1- 9	204	198	321	321	13	13	
DIV. I NON-CONF.	2- 8	288	0- 0	296	307	331	331	15	15	
TOTALS	RPI 1-25	RPI 26-50	W-L RECORDS	RPI 51-100	RPI 101-150	RPI 150+				
4- 24	0- 0	0- 1	OVERALL	0- 6	0- 5	4- 12				
2- 12	0- 0	0- 1	HOME	0- 3	0- 3	2- 5				
2- 12	0- 0	0- 0	AWAY	0- 3	0- 2	2- 7				
0- 0	0- 0	0- 0	NEUTRAL	0- 0	0- 0	0- 0				
2- 8	0- 0	0- 0	NON-CONFERENCE	0- 0	0- 4	2- 4				
1- 4	0- 0	0- 0	HOME	0- 0	0- 3	1- 1				
1- 4	0- 0	0- 0	AWAY	0- 0	0- 1	1- 3				
0- 0	0- 0	0- 0	NEUTRAL	0- 0	0- 0	0- 0				
2- 16	0- 0	0- 1	CONFERENCE	0- 6	0- 1	2- 8				
1- 8	0- 0	0- 1	HOME	0- 3	0- 0	1- 4				
1- 8	0- 0	0- 0	AWAY	0- 3	0- 1	1- 4				
0- 0	0- 0	0- 0	NEUTRAL	0- 0	0- 0	0- 0				

RPI 1-25			RPI 26-50			RPI 51-100			RPI 101+			Team's RPI: 321			
RPI	S	Opponent	Score	RPI	S	Opponent	Score	RPI	S	Opponent	Score				
				49	H	Colorado St.	35 72	67	A	Boise St.	48 72	108	A	Colorado	68 95
								67	H	Boise St.	59 69	110	H	Vanderbilt	49 75
								87	A	Wyoming	41 73	121	H	Northern Colo.	44 71
								87	H	Wyoming	54 66	129	H	Navy	46 64
								91	A	UNLV	38 52	150	A	New Mexico	64 81
								91	H	UNLV	56 60	156	A	Army West Point	47 75
												174	A	Fresno St.	40 63
												174	H	Fresno St.	56 72
												186	A	Utah St.	62 65
												186	H	Utah St.	64 61
												207	A	San Jose St.	74 86
												207	H	San Jose St.	67 83
												249	H	Weber St.	61 76
												257	A	San Diego St.	62 59
												257	H	San Diego St.	51 64
												281	A	Nevada	58 65
												281	H	Nevada	51 56
												283	A	Eastern Mich.	44 65
												308	A	Denver	52 65
												335	H	Utah Valley	64 53
												339	A	Fairleigh Dickinson	56 48
LAST 12 Division I GAMES:															
				67	A	Boise St.	48 72					67	H	Boise St.	59 69
				257	H	San Diego St.	51 64					150	A	New Mexico	64 81
				186	H	Utah St.	64 61					87	A	Wyoming	41 73
				91	A	UNLV	38 52					174	H	Fresno St.	56 72
				207	H	San Jose St.	67 83					257	A	San Diego St.	62 59
				281	A	Nevada	58 65					91	H	UNLV	56 60

Non-Div I Games:

Air Force

■ Loss, 
 ■ Non-Conf, S Site, 
 ■ Home 
 ■ Away 
 N Neutral



Average RPI Win: <b>258</b>	WON-LOST	WINNING	LAST 10	STRENGTH OF	OPP. STRENGTH	TEAM	ADJ.	CONF.	ADJ CONF.
Average RPI Loss: <b>123</b>	RECORD	PCT. RANK	GAMES	SCHEDULE	OF SCHEDULE	RPI	RPI	RPI	RPI
DIV. I ONLY	7- 20	303	0- 10	131	148	238	238	10	10
DIV. I NON-CONF.	5- 4	143	0- 0	232	243	158	158	11	11
TOTALS	RPI 1-25	RPI 26-50	W-L RECORDS	RPI 51-100	RPI 101-150	RPI 150+			
7- 20	0- 0	0- 2	OVERALL	1- 9	0- 3	6- 6			
1- 10	0- 0	0- 0	HOME	0- 5	0- 2	1- 3			
6- 9	0- 0	0- 1	AWAY	1- 4	0- 1	5- 3			
0- 1	0- 0	0- 1	NEUTRAL	0- 0	0- 0	0- 0			
5- 4	0- 0	0- 1	NON-CONFERENCE	0- 2	0- 1	5- 0			
0- 2	0- 0	0- 0	HOME	0- 1	0- 1	0- 0			
5- 1	0- 0	0- 0	AWAY	0- 1	0- 0	5- 0			
0- 1	0- 0	0- 1	NEUTRAL	0- 0	0- 0	0- 0			
2- 16	0- 0	0- 1	CONFERENCE	1- 7	0- 2	1- 6			
1- 8	0- 0	0- 0	HOME	0- 4	0- 1	1- 3			
1- 8	0- 0	0- 1	AWAY	1- 3	0- 1	0- 3			
0- 0	0- 0	0- 0	NEUTRAL	0- 0	0- 0	0- 0			

RPI S	Opponent	Score	RPI S	Opponent	Score	RPI S	Opponent	Score	RPI S	Opponent	Score	Team's RPI: 238
27	N <b>Elon</b>	62 <b>65</b>	27	N <b>Elon</b>	62 <b>65</b>	55	A <b>Ohio</b>	48 <b>62</b>	117	A <b>Ball St.</b>	70 <b>80</b>	
38	A <b>Central Mich.</b>	62 <b>89</b>	38	A <b>Central Mich.</b>	62 <b>89</b>	55	H <b>Ohio</b>	69 <b>85</b>	117	H <b>Ball St.</b>	63 <b>90</b>	
						56	H <b>Toledo</b>	57 <b>61</b>	124	H <b>Duquesne</b>	57 <b>67</b>	
						70	H <b>Bucknell</b>	47 <b>61</b>	170	A <b>Western Mich.</b>	60 <b>73</b>	
						85	A <b>Penn St.</b>	71 <b>84</b>	170	H <b>Western Mich.</b>	57 <b>73</b>	
						89	A <b>Northern Ill.</b>	84 55	241	A <b>Miami (OH)</b>	49 <b>54</b>	
						92	A <b>Kent St.</b>	69 <b>73</b>	241	H <b>Miami (OH)</b>	62 <b>66</b>	
						92	H <b>Kent St.</b>	58 <b>72</b>	253	A <b>Canisius</b>	73 64	
						96	A <b>Buffalo</b>	51 <b>81</b>	255	A <b>Georgia St.</b>	78 66	
						96	H <b>Buffalo</b>	55 <b>81</b>	258	A <b>Bowling Green</b>	50 <b>86</b>	
									258	H <b>Bowling Green</b>	58 <b>62</b>	
									270	A <b>Eastern Ky.</b>	63 57	
									283	H <b>Eastern Mich.</b>	80 62	
									317	A <b>Youngstown St.</b>	76 74	
									342	A <b>Winthrop</b>	80 59	
LAST 12 Division I GAMES:												
55	A <b>Ohio</b>	48 <b>62</b>	92	H <b>Kent St.</b>	58 <b>72</b>							
96	H <b>Buffalo</b>	55 <b>81</b>	241	A <b>Miami (OH)</b>	49 <b>54</b>							
92	A <b>Kent St.</b>	69 <b>73</b>	258	A <b>Bowling Green</b>	50 <b>86</b>							
241	H <b>Miami (OH)</b>	62 <b>66</b>	117	H <b>Ball St.</b>	63 <b>90</b>							
96	A <b>Buffalo</b>	51 <b>81</b>	283	H <b>Eastern Mich.</b>	80 62							
56	H <b>Toledo</b>	57 <b>61</b>	170	H <b>Western Mich.</b>	57 <b>73</b>							

Non-Div I Games: Ohio Christian 69 52 Malone 63 52

Akron

■ Loss, 
 ■ Non-Conf, S Site, 
 ■ Home 
 ■ Away 
 N Neutral



## Alabama

Through Games Of March 5, 2017

Average RPI Win:	189	WON-LOST	WINNING	LAST 10	STRENGTH OF	OPP. STRENGTH	TEAM	ADJ.	CONF.	ADJ CONF.
Average RPI Loss:	52	RECORD	PCT. RANK	GAMES	SCHEDULE	OF SCHEDULE	RPI	RPI	RPI	RPI
DIV. I ONLY	19- 13	115	4- 6	135	44	132	132	2	2	
DIV. I NON-CONF.	12- 1	7	0- 0	342	275	128	128	2	2	
TOTALS	RPI 1-25	RPI 26-50	W-L RECORDS	RPI 51-100	RPI 101-150	RPI 150+				
19- 13	3- 6	1- 2	OVERALL	1- 3	3- 1	11- 1				
12- 6	1- 3	0- 1	HOME	1- 1	1- 0	9- 1				
3- 6	1- 2	1- 1	AWAY	0- 2	1- 1	0- 0				
4- 1	1- 1	0- 0	NEUTRAL	0- 0	1- 0	2- 0				
12- 1	0- 0	0- 0	NON-CONFERENCE	1- 1	0- 0	11- 0				
10- 0	0- 0	0- 0	HOME	1- 0	0- 0	9- 0				
0- 1	0- 0	0- 0	AWAY	0- 1	0- 0	0- 0				
2- 0	0- 0	0- 0	NEUTRAL	0- 0	0- 0	2- 0				
7- 12	3- 6	1- 2	CONFERENCE	0- 2	3- 1	0- 1				
2- 6	1- 3	0- 1	HOME	0- 1	1- 0	0- 1				
3- 5	1- 2	1- 1	AWAY	0- 1	1- 1	0- 0				
2- 1	1- 1	0- 0	NEUTRAL	0- 0	1- 0	0- 0				

RPI	S	Opponent	Score	RPI	S	Opponent	Score	RPI	S	Opponent	Score	RPI	S	Opponent	Score	Team's RPI: 132
3	A	South Carolina	45 93	36	A	LSU	41 48	58	H	Georgia Tech	67 65	110	A	Vanderbilt	80 87	
6	H	Mississippi St.	54 67	45	A	Auburn	63 61	65	A	Georgetown	59 70	110	N	Vanderbilt	77 57	
14	H	Kentucky	54 71	45	H	Auburn	55 66	84	A	Georgia	65 71	118	A	Ole Miss	65 57	
14	N	Kentucky	55 65					86	H	Florida	56 66	118	H	Ole Miss	90 80	
21	H	Tennessee	65 57									171	H	Arkansas	50 68	
21	N	Tennessee	72 64									185	H	Kansas	71 65	
23	A	Texas A&M	48 69									220	H	New Orleans	78 57	
24	A	Missouri	59 58									231	H	Ga. Southern	66 48	
24	H	Missouri	56 65									255	H	Georgia St.	80 57	
												288	N	McNeese	84 63	
												297	H	Lipscomb	82 35	
												298	N	UTEP	78 60	
												304	H	Alcorn	93 43	
												310	H	Mississippi Val.	93 44	
												331	H	Florida A&M	81 46	
												349	H	Alabama A&M	97 29	
LAST 12 Division I GAMES:																
14	N	Kentucky	55 65	21	H	Tennessee	65 57									
21	N	Tennessee	72 64	86	H	Florida	56 66									
110	N	Vanderbilt	77 57	23	A	Texas A&M	48 69									
24	H	Missouri	56 65	36	A	LSU	41 48									
84	A	Georgia	65 71	45	H	Auburn	55 66									
45	A	Auburn	63 61	110	A	Vanderbilt	80 87									

Non-Div I Games:

Alabama

■ Loss, 
 ■ Non-Conf, S Site, 
 ■ Home 
 ■ Away 
 N Neutral



Average RPI Win:	0	WON-LOST	WINNING	LAST 10	STRENGTH OF	OPP. STRENGTH	TEAM	ADJ.	CONF.	ADJ CONF.
Average RPI Loss:	239	RECORD	PCT. RANK	GAMES	SCHEDULE	OF SCHEDULE	RPI	RPI	RPI	RPI
DIV. I ONLY	0- 25	348	0- 10	318	338	349	349	30	30	
DIV. I NON-CONF.	0- 7	335	0- 0	188	240	339	339	30	30	
TOTALS	RPI 1-25	RPI 26-50	W-L RECORDS	RPI 51-100	RPI 101-150	RPI 150+				
0- 25	0- 0	0- 1	OVERALL	0- 0	0- 2	0- 22				
0- 9	0- 0	0- 0	HOME	0- 0	0- 0	0- 9				
0- 16	0- 0	0- 0	AWAY	0- 0	0- 0	0- 8				
0- 0	0- 0	0- 0	NEUTRAL	0- 0	0- 0	0- 0				
0- 7	0- 0	0- 1	NON-CONFERENCE	0- 0	0- 2	0- 4				
0- 0	0- 0	0- 0	HOME	0- 0	0- 0	0- 0				
0- 7	0- 0	0- 1	AWAY	0- 0	0- 2	0- 4				
0- 0	0- 0	0- 0	NEUTRAL	0- 0	0- 0	0- 0				
0- 18	0- 0	0- 0	CONFERENCE	0- 0	0- 0	0- 18				
0- 9	0- 0	0- 0	HOME	0- 0	0- 0	0- 9				
0- 9	0- 0	0- 0	AWAY	0- 0	0- 0	0- 9				
0- 0	0- 0	0- 0	NEUTRAL	0- 0	0- 0	0- 0				

RPI 1-25				RPI 26-50				RPI 51-100				RPI 101+ Team's RPI: 349			
RPI	S	Opponent	Score	RPI	S	Opponent	Score	RPI	S	Opponent	Score	RPI	S	Opponent	Score
				40	A	Western Ky.	32 96					119	A	North Carolina	35 80
												132	A	Alabama	29 97
												191	A	Texas Southern	51 60
												191	H	Texas Southern	39 53
												209	A	Grambling	57 87
												209	H	Grambling	53 68
												211	A	Alabama St.	35 62
												211	H	Alabama St.	37 52
												226	A	Southern U.	57 69
												226	H	Southern U.	54 66
												228	A	Samford	37 61
												239	A	Evansville	54 63
												264	A	Murray St.	49 81
												268	A	Southeast Mo. St.	47 75
												269	A	Prairie View	47 71
												269	H	Prairie View	50 63
												284	A	Ark.-Pine Bluff	57 61
												284	H	Ark.-Pine Bluff	55 65
												304	A	Alcorn	42 71
												304	H	Alcorn	57 73
												310	A	Mississippi Val.	58 60
												310	H	Mississippi Val.	52 58
												334	A	Jackson St.	49 58
												334	H	Jackson St.	54 64
LAST 12 Division I GAMES:															
				209	A	Grambling	57 87					211	A	Alabama St.	35 62
				334	A	Jackson St.	49 58					284	H	Ark.-Pine Bluff	55 65
				191	H	Texas Southern	39 53					310	H	Mississippi Val.	52 58
				269	H	Prairie View	50 63					191	A	Texas Southern	51 60
				304	A	Alcorn	42 71					269	A	Prairie View	47 71
				226	A	Southern U.	57 69					304	H	Alcorn	57 73

Non-Div I Games: Oakwood 68 65 Concordia (AL) 61 58

Alabama A&amp;M

Loss, Non-Conf, S Site, H Home A Away N Neutral



Average RPI Win:	293	WON-LOST	WINNING	LAST 10	STRENGTH OF	OPP. STRENGTH	TEAM	ADJ.	CONF.	ADJ CONF.
Average RPI Loss:	164	RECORD	PCT. RANK	GAMES	SCHEDULE	OF SCHEDULE	RPI	RPI	RPI	RPI
DIV. I ONLY	12- 15	208	6- 4	273	307	211	211	30	30	
DIV. I NON-CONF.	0- 9	335	0- 0	44	23	284	284	30	30	
TOTALS	RPI 1-25	RPI 26-50	W-L RECORDS	RPI 51-100	RPI 101-150	RPI 150+				
12- 15	0- 2	0- 1	OVERALL	0- 1	0- 3	12- 8				
6- 3	0- 0	0- 0	HOME	0- 0	0- 0	6- 3				
6- 12	0- 0	0- 0	AWAY	0- 0	0- 2	6- 3				
0- 0	0- 0	0- 0	NEUTRAL	0- 0	0- 0	0- 0				
0- 9	0- 2	0- 1	NON-CONFERENCE	0- 1	0- 3	0- 2				
0- 0	0- 0	0- 0	HOME	0- 0	0- 0	0- 0				
0- 9	0- 2	0- 1	AWAY	0- 1	0- 3	0- 2				
0- 0	0- 0	0- 0	NEUTRAL	0- 0	0- 0	0- 0				
12- 6	0- 0	0- 0	CONFERENCE	0- 0	0- 0	12- 6				
6- 3	0- 0	0- 0	HOME	0- 0	0- 0	6- 3				
6- 3	0- 0	0- 0	AWAY	0- 0	0- 0	6- 3				
0- 0	0- 0	0- 0	NEUTRAL	0- 0	0- 0	0- 0				

RPI 1-25				RPI 26-50				RPI 51-100				RPI 101+ Team's RPI: 211			
RPI	S	Opponent	Score	RPI	S	Opponent	Score	RPI	S	Opponent	Score	RPI	S	Opponent	Score
6	A	Mississippi St.	47 90	36	A	LSU	40 93	58	A	Georgia Tech	48 70	119	A	North Carolina	54 84
25	A	Ohio St.	61 118									120	A	Southern Miss.	43 70
												125	A	Troy	66 95
												191	A	Texas Southern	48 52
												191	H	Texas Southern	50 55
												209	A	Grambling	83 76
												209	H	Grambling	45 60
												226	A	Southern U.	53 59
												226	H	Southern U.	75 70
												228	A	Samford	49 63
												269	A	Prairie View	75 61
												269	H	Prairie View	74 61
												284	A	Ark.-Pine Bluff	74 62
												284	H	Ark.-Pine Bluff	51 52
												303	A	Savannah St.	39 54
												304	A	Alcorn	62 56
												304	H	Alcorn	72 54
												310	A	Mississippi Val.	79 73
												310	H	Mississippi Val.	71 57
												334	A	Jackson St.	62 68
												334	H	Jackson St.	73 64
												349	A	Alabama A&M	52 37
												349	H	Alabama A&M	62 35
LAST 12 Division I GAMES:															
334	A	Jackson St.	62 68	349	H	Alabama A&M	62 35								
209	A	Grambling	83 76	310	H	Mississippi Val.	71 57								
269	H	Prairie View	74 61	284	H	Ark.-Pine Bluff	51 52								
191	H	Texas Southern	50 55	269	A	Prairie View	75 61								
226	A	Southern U.	53 59	191	A	Texas Southern	48 52								
304	A	Alcorn	62 56	226	H	Southern U.	75 70								

Non-Div I Games: Mobile 84 45

Alabama St.

■ Loss, 
 ■ Non-Conf, 
 ■ S Site, 
 ■ Home 
 ■ A Away 
 N Neutral



Average RPI Win:	224	WON-LOST	WINNING	LAST 10	STRENGTH OF	OPP. STRENGTH	TEAM	ADJ.	CONF.	ADJ CONF.
Average RPI Loss:	130	RECORD	PCT. RANK	GAMES	SCHEDULE	OF SCHEDULE	RPI	RPI	RPI	RPI
DIV. I ONLY	19- 11	104	9- 1	188	175	112	112	21	21	
DIV. I NON-CONF.	5- 7	205	0- 0	149	98	176	176	22	22	
TOTALS	RPI 1-25	RPI 26-50	W-L RECORDS	RPI 51-100	RPI 101-150	RPI 150+				
19- 11	0- 2	0- 0	OVERALL	1- 2	1- 3	17- 4				
11- 1	0- 0	0- 0	HOME	1- 0	1- 0	9- 1				
6- 9	0- 1	0- 0	AWAY	0- 2	0- 3	6- 3				
2- 1	0- 1	0- 0	NEUTRAL	0- 0	0- 0	2- 0				
5- 7	0- 2	0- 0	NON-CONFERENCE	0- 1	0- 2	5- 2				
4- 0	0- 0	0- 0	HOME	0- 0	0- 0	4- 0				
1- 6	0- 1	0- 0	AWAY	0- 1	0- 2	1- 2				
0- 1	0- 1	0- 0	NEUTRAL	0- 0	0- 0	0- 0				
14- 4	0- 0	0- 0	CONFERENCE	1- 1	1- 1	12- 2				
7- 1	0- 0	0- 0	HOME	1- 0	1- 0	5- 1				
5- 3	0- 0	0- 0	AWAY	0- 1	0- 1	5- 1				
2- 0	0- 0	0- 0	NEUTRAL	0- 0	0- 0	2- 0				

RPI 1-25				RPI 26-50				RPI 51-100				RPI 101+ Team's RPI: 112			
RPI	S	Opponent	Score	RPI	S	Opponent	Score	RPI	S	Opponent	Score	RPI	S	Opponent	Score
14	A	Kentucky	46 70					64	A	St. John's (NY)	36 54	122	A	Fordham	82 89
15	N	Miami (FL)	53 77					75	A	New Hampshire	58 71	127	A	Maine	71 84
								75	H	New Hampshire	64 55	127	H	Maine	64 60
												135	A	Yale	53 64
												156	H	Army West Point	65 59
												159	H	Fairfield	59 45
												176	H	Siena	88 86
												184	A	Hartford	58 52
												184	H	Hartford	82 71
												184	N	Hartford	67 65
												208	A	UMBC	60 63
												208	H	UMBC	56 64
												210	A	Binghamton	67 61
												210	H	Binghamton	80 63
												214	A	Dartmouth	61 69
												218	H	Boston U.	69 54
												247	A	St. Bonaventure	59 67
												262	A	Stony Brook	75 57
												262	H	Stony Brook	64 54
												272	A	Vermont	67 52
												272	H	Vermont	64 53
												272	N	Vermont	65 45
												341	A	Wagner	75 50
												343	A	UMass Lowell	79 60
												343	H	UMass Lowell	93 69
LAST 12 Division I GAMES:															
				184	N	Hartford	67 65					210	H	Binghamton	80 63
				272	N	Vermont	65 45					75	H	New Hampshire	64 55
				184	A	Hartford	58 52					262	A	Stony Brook	75 57
				272	A	Vermont	67 52					343	A	UMass Lowell	79 60
				127	H	Maine	64 60					184	H	Hartford	82 71
				208	A	UMBC	60 63					272	H	Vermont	64 53

Non-Div I Games: Post 85 61

Albany (NY)

■ Loss, 
 ■ Non-Conf, 
 ■ S Site, 
 ■ Home 
 ■ A Away 
 N Neutral



Average RPI Win:	307	WON-LOST	WINNING	LAST 10	STRENGTH OF	OPP. STRENGTH	TEAM	ADJ.	CONF.	ADJ CONF.
Average RPI Loss:	189	RECORD	PCT. RANK	GAMES	SCHEDULE	OF SCHEDULE	RPI	RPI	RPI	RPI
DIV. I ONLY	9- 20	272	3- 7	285	331	304	304	30	30	
DIV. I NON-CONF.	0- 11	335	0- 1	118	238	323	323	30	30	
TOTALS	RPI 1-25	RPI 26-50	W-L RECORDS	RPI 51-100	RPI 101-150	RPI 150+				
9- 20	0- 0	0- 0	OVERALL	0- 3	0- 3	9- 14				
6- 5	0- 0	0- 0	HOME	0- 1	0- 0	6- 4				
3- 14	0- 0	0- 0	AWAY	0- 1	0- 1	3- 4				
0- 1	0- 0	0- 0	NEUTRAL	0- 0	0- 0	0- 1				
0- 11	0- 0	0- 0	NON-CONFERENCE	0- 3	0- 3	0- 5				
0- 2	0- 0	0- 0	HOME	0- 1	0- 0	0- 1				
0- 8	0- 0	0- 0	AWAY	0- 2	0- 3	0- 3				
0- 1	0- 0	0- 0	NEUTRAL	0- 0	0- 0	0- 1				
9- 9	0- 0	0- 0	CONFERENCE	0- 0	0- 0	9- 9				
6- 3	0- 0	0- 0	HOME	0- 0	0- 0	6- 3				
3- 6	0- 0	0- 0	AWAY	0- 0	0- 0	3- 6				
0- 0	0- 0	0- 0	NEUTRAL	0- 0	0- 0	0- 0				

RPI S	Opponent	Score	RPI S	Opponent	Score	RPI S	Opponent	Score	RPI S	Opponent	Score	Team's RPI: 304
						98	A Central Ark.	45 59	120	A Southern Miss.	56 99	
						98	H Central Ark.	57 71	132	A Alabama	43 93	
						100	A Texas Tech	37 90	134	A Arizona	59 74	
									163	A TCU	39 95	
									173	A Houston	70 85	
									191	A Texas Southern	45 64	
									191	H Texas Southern	53 57	
									209	A Grambling	63 86	
									209	H Grambling	63 67	
									211	A Alabama St.	54 72	
									211	H Alabama St.	56 62	
									226	A Southern U.	33 45	
									226	H Southern U.	69 63	
									246	A Grand Canyon	44 77	
									251	H Jacksonville St.	66 70	
									268	N Southeast Mo. St.	50 68	
									269	A Prairie View	60 69	
									269	H Prairie View	62 55	
									284	A Ark.-Pine Bluff	56 61	
									284	H Ark.-Pine Bluff	70 48	
									310	A Mississippi Val.	68 60	
									310	H Mississippi Val.	69 49	
									334	A Jackson St.	70 53	
									334	H Jackson St.	74 51	
									349	A Alabama A&M	73 57	
									349	H Alabama A&M	71 42	
LAST 12 Division I GAMES:												
			268	N Southeast Mo. St.	50 68		284	A Ark.-Pine Bluff	56 61			
			269	A Prairie View	60 69		310	A Mississippi Val.	68 60			
			191	A Texas Southern	45 64		209	H Grambling	63 67			
			226	A Southern U.	33 45		334	H Jackson St.	74 51			
			349	H Alabama A&M	71 42		226	H Southern U.	69 63			
			211	H Alabama St.	56 62		349	A Alabama A&M	73 57			

Non-Div I Games:

Alcorn

■ Loss, 
 ■ Non-Conf, 
 ■ S Site, 
 ■ Home 
 ■ A Away 
 N Neutral



Average RPI Win: <b>235</b>	WON-LOST	WINNING	LAST 10	STRENGTH OF	OPP. STRENGTH	TEAM	ADJ.	CONF.	ADJ CONF.
Average RPI Loss: <b>168</b>	RECORD	PCT. RANK	GAMES	SCHEDULE	OF SCHEDULE	RPI	RPI	RPI	RPI
DIV. I ONLY	<b>14- 15</b>	<b>180</b>	<b>6- 4</b>	<b>181</b>	<b>268</b>	<b>190</b>	<b>190</b>	<b>23</b>	<b>23</b>
DIV. I NON-CONF.	<b>3- 8</b>	<b>262</b>	<b>0- 0</b>	<b>121</b>	<b>197</b>	<b>241</b>	<b>241</b>	<b>25</b>	<b>25</b>
TOTALS	RPI 1-25	RPI 26-50	W-L RECORDS	RPI 51-100	RPI 101-150	RPI 150+			
14- 15	0- 0	0- 1	OVERALL	2- 2	1- 4	11- 8			
9- 4	0- 0	0- 0	HOME	2- 0	1- 2	6- 2			
5- 9	0- 0	0- 1	AWAY	0- 2	0- 0	5- 5			
0- 2	0- 0	0- 0	NEUTRAL	0- 0	0- 1	0- 1			
3- 8	0- 0	0- 1	NON-CONFERENCE	1- 1	0- 3	2- 3			
2- 2	0- 0	0- 0	HOME	1- 0	0- 2	1- 0			
1- 4	0- 0	0- 1	AWAY	0- 1	0- 0	1- 2			
0- 2	0- 0	0- 0	NEUTRAL	0- 0	0- 1	0- 1			
11- 7	0- 0	0- 0	CONFERENCE	1- 1	1- 1	9- 5			
7- 2	0- 0	0- 0	HOME	1- 0	1- 0	5- 2			
4- 5	0- 0	0- 0	AWAY	0- 1	0- 1	4- 3			
0- 0	0- 0	0- 0	NEUTRAL	0- 0	0- 0	0- 0			

RPI S	Opponent	Score	RPI S	Opponent	Score	RPI S	Opponent	Score	RPI S	Opponent	Score	Team's RPI: 190
44	A Michigan	33 82	52	H George Washington	66 61	129	A Navy	44 60				
			70	A Bucknell	67 73	129	H Navy	50 48				
			70	H Bucknell	59 47	130	H William & Mary	34 48				
			85	A Penn St.	65 70	136	H Delaware	55 56				
						144	N VCU	62 68				
						156	A Army West Point	51 53				
						156	H Army West Point	57 68				
						167	A La Salle	59 63				
						188	A Hofstra	67 72				
						208	H UMBC	70 53				
						218	A Boston U.	62 71				
						218	H Boston U.	73 62				
						255	N Georgia St.	58 59				
						271	A Loyola Maryland	60 45				
						271	H Loyola Maryland	66 59				
						274	A Colgate	73 62				
						274	H Colgate	68 57				
						301	A Lafayette	76 52				
						301	H Lafayette	75 45				
						305	A Lehigh	70 58				
						305	H Lehigh	68 51				
						317	A Youngstown St.	77 64				
						318	A Holy Cross	46 51				
						318	H Holy Cross	60 61				
LAST 12 Division I GAMES:												
129	A Navy	44 60	218	A Boston U.	62 71							
271	H Loyola Maryland	66 59	305	A Lehigh	70 58							
129	H Navy	50 48	70	H Bucknell	59 47							
318	A Holy Cross	46 51	274	A Colgate	73 62							
301	H Lafayette	75 45	318	H Holy Cross	60 61							
156	H Army West Point	57 68	301	A Lafayette	76 52							

Non-Div I Games:

American

■ Loss, 
 ■ Non-Conf, 
 ■ S Site, 
 ■ Home 
 ■ A Away 
 N Neutral



## Appalachian St.

## Through Games Of March 5, 2017

Average RPI Win:	264	WON-LOST	WINNING	LAST 10	STRENGTH OF	OPP. STRENGTH	TEAM	ADJ.	CONF.	ADJ CONF.
Average RPI Loss:	144	RECORD	PCT. RANK	GAMES	SCHEDULE	OF SCHEDULE	RPI	RPI	RPI	RPI
DIV. I ONLY	11- 18	242	3- 7	179	238	224	224	22	22	
DIV. I NON-CONF.	5- 6	186	0- 0	157	218	172	172	19	19	
TOTALS	RPI 1-25	RPI 26-50	W-L RECORDS	RPI 51-100	RPI 101-150	RPI 150+				
11- 18	0- 2	0- 2	OVERALL	0- 3	0- 2	11- 9				
5- 8	0- 0	0- 1	HOME	0- 1	0- 1	5- 5				
5- 10	0- 2	0- 1	AWAY	0- 2	0- 1	5- 4				
1- 0	0- 0	0- 0	NEUTRAL	0- 0	0- 0	1- 0				
5- 6	0- 2	0- 0	NON-CONFERENCE	0- 1	0- 1	5- 2				
2- 2	0- 0	0- 0	HOME	0- 0	0- 1	2- 1				
2- 4	0- 2	0- 0	AWAY	0- 1	0- 0	2- 1				
1- 0	0- 0	0- 0	NEUTRAL	0- 0	0- 0	1- 0				
6- 12	0- 0	0- 2	CONFERENCE	0- 2	0- 1	6- 7				
3- 6	0- 0	0- 1	HOME	0- 1	0- 0	3- 4				
3- 6	0- 0	0- 1	AWAY	0- 1	0- 1	3- 3				
0- 0	0- 0	0- 0	NEUTRAL	0- 0	0- 0	0- 0				

RPI 1-25			RPI 26-50			RPI 51-100			RPI 101+ Team's RPI: 224		
RPI	S	Opponent	Score	RPI	S	Opponent	Score	RPI	S	Opponent	Score
17	A	DePaul	58 99	46	A	Little Rock	55 67	58	A	Georgia Tech	52 81
21	A	Tennessee	66 92	46	H	Little Rock	69 77	83	A	UT Arlington	63 74
								83	H	UT Arlington	62 73
LAST 12 Division I GAMES:											
245	H	Coastal Caro.	53 56	231	H	Ga. Southern	73 48	125	A	Troy	77 86
330	H	La.-Monroe	79 61	322	A	Arkansas St.	81 72	128	H	Radford	54 57
153	H	Louisiana	58 68	46	A	Little Rock	55 67	153	H	Louisiana	58 68
252	A	South Ala.	41 54	83	H	UT Arlington	62 73	164	A	Texas St.	66 64
125	A	Troy	77 86	164	H	Texas St.	37 53	164	H	Texas St.	37 53
255	H	Georgia St.	55 59	231	A	Ga. Southern	50 53	203	A	ETSU	71 68
								204	H	Col. of Charleston	62 65
								227	A	Liberty	66 57
								231	A	Ga. Southern	50 53
								231	H	Ga. Southern	73 48
								236	A	Richmond	46 55
								240	H	UNC Asheville	81 51
								245	A	Coastal Caro.	55 60
								245	H	Coastal Caro.	53 56
								252	A	South Ala.	41 54
								255	A	Georgia St.	67 63
								255	H	Georgia St.	55 59
								296	H	N.C. A&T	71 58
								313	N	Gardner-Webb	72 67
								322	A	Arkansas St.	81 72
								322	H	Arkansas St.	76 50
								330	H	La.-Monroe	79 61

Non-Div I Games:

Appalachian St.

■ Loss, 
 ■ Non-Conf, 
 ■ S Site, 
 ■ Home 
 ■ A Away 
 N Neutral



Average RPI Win:	179	WON-LOST	WINNING	LAST 10	STRENGTH OF	OPP. STRENGTH	TEAM	ADJ.	CONF.	ADJ CONF.
Average RPI Loss:	53	RECORD	PCT. RANK	GAMES	SCHEDULE	OF SCHEDULE	RPI	RPI	RPI	RPI
DIV. I ONLY	14- 16	192	3- 7	66	37	134	134	1	1	
DIV. I NON-CONF.	9- 2	37	0- 0	308	308	129	129	1	1	
TOTALS	RPI 1-25	RPI 26-50	W-L RECORDS	RPI 51-100	RPI 101-150	RPI 150+				
14- 16	0- 7	1- 3	OVERALL	2- 3	3- 1	8- 2				
9- 7	0- 4	1- 1	HOME	1- 1	1- 0	6- 1				
5- 8	0- 3	0- 1	AWAY	1- 2	2- 1	2- 1				
0- 1	0- 0	0- 1	NEUTRAL	0- 0	0- 0	0- 0				
9- 2	0- 0	0- 0	NON-CONFERENCE	0- 0	1- 0	8- 2				
6- 1	0- 0	0- 0	HOME	0- 0	0- 0	6- 1				
3- 1	0- 0	0- 0	AWAY	0- 0	1- 0	2- 1				
0- 0	0- 0	0- 0	NEUTRAL	0- 0	0- 0	0- 0				
5- 14	0- 7	1- 3	CONFERENCE	2- 3	2- 1	0- 0				
3- 6	0- 4	1- 1	HOME	1- 1	1- 0	0- 0				
2- 7	0- 3	0- 1	AWAY	1- 2	1- 1	0- 0				
0- 1	0- 0	0- 1	NEUTRAL	0- 0	0- 0	0- 0				

RPI S	Opponent	Score	RPI S	Opponent	Score	RPI S	Opponent	Score	RPI S	Opponent	Score	Team's RPI: 134
4	H Oregon St.	57 65	34	A Arizona St.	54 67	53	A California	60 71	103	A Washington St.	70 62	
7	A Stanford	46 73	34	H Arizona St.	62 58	53	H California	64 74	103	H Washington St.	56 55	
7	H Stanford	55 77	35	H Oregon	65 79	77	A Utah	81 70	108	A Colorado	56 65	
9	A UCLA	49 69	35	N Oregon	63 70	90	A Southern California	54 58	140	A New Mexico St.	74 63	
9	H UCLA	56 79				90	H Southern California	67 62	185	A Kansas	51 75	
10	A Washington	55 91							186	H Utah St.	61 57	
10	H Washington	73 90							192	A George Mason	81 70	
									196	H North Texas	58 62	
									209	H Grambling	73 46	
									217	H San Diego	76 59	
									233	H Portland St.	75 52	
									285	A Southern Utah	77 65	
									304	H Alcorn	74 59	
									337	H Fla. Atlantic	77 67	
LAST 12 Division I GAMES:												
35	N Oregon	63 70	10	A Washington	55 91							
90	H Southern California	67 62	4	H Oregon St.	57 65							
9	H UCLA	56 79	35	H Oregon	65 79							
34	A Arizona St.	54 67	9	A UCLA	49 69							
34	H Arizona St.	62 58	90	A Southern California	54 58							
103	A Washington St.	70 62	53	A California	60 71							

Non-Div I Games:

Arizona

Loss, Non-Conf, S Site, H Home A Away N Neutral



Average RPI Win:	121	WON-LOST	WINNING	LAST 10	STRENGTH OF	OPP. STRENGTH	TEAM	ADJ.	CONF.	ADJ CONF.
Average RPI Loss:	28	RECORD	PCT. RANK	GAMES	SCHEDULE	OF SCHEDULE	RPI	RPI	RPI	RPI
DIV. I ONLY	19- 12	109	5- 5	25	5	34	34	1	1	
DIV. I NON-CONF.	9- 2	37	0- 0	85	54	32	32	1	1	
TOTALS	RPI 1-25	RPI 26-50	W-L RECORDS	RPI 51-100	RPI 101-150	RPI 150+				
19- 12	1- 9	1- 1	OVERALL	8- 1	4- 1	5- 0				
11- 4	0- 4	1- 0	HOME	3- 0	2- 0	5- 0				
6- 6	1- 3	0- 1	AWAY	3- 1	2- 1	0- 0				
2- 2	0- 2	0- 0	NEUTRAL	2- 0	0- 0	0- 0				
9- 2	1- 1	0- 1	NON-CONFERENCE	3- 0	0- 0	5- 0				
6- 0	0- 0	0- 0	HOME	1- 0	0- 0	5- 0				
2- 1	1- 0	0- 1	AWAY	1- 0	0- 0	0- 0				
1- 1	0- 1	0- 0	NEUTRAL	1- 0	0- 0	0- 0				
10- 10	0- 8	1- 0	CONFERENCE	5- 1	4- 1	0- 0				
5- 4	0- 4	1- 0	HOME	2- 0	2- 0	0- 0				
4- 5	0- 3	0- 0	AWAY	2- 1	2- 1	0- 0				
1- 1	0- 1	0- 0	NEUTRAL	1- 0	0- 0	0- 0				

RPI 1-25				RPI 26-50				RPI 51-100				RPI 101+			
RPI	S	Opponent	Score	RPI	S	Opponent	Score	RPI	S	Opponent	Score	RPI	S	Opponent	Score
4	H	Oregon St.	45 54	32	A	Marquette	63 75	53	A	California	54 45	103	A	Washington St.	61 58
7	A	Stanford	56 66	35	H	Oregon	68 63	53	H	California	72 62	103	H	Washington St.	68 49
7	H	Stanford	57 64					64	N	St. John's (NY)	54 41	108	A	Colorado	71 52
9	A	UCLA	60 69					77	A	Utah	66 44	134	A	Arizona	58 62
9	H	UCLA	52 55					77	N	Utah	72 54	134	H	Arizona	67 54
9	N	UCLA	68 77					81	A	Middle Tenn.	69 48	155	H	Oral Roberts	79 52
10	A	Washington	57 70					86	H	Florida	69 63	207	H	San Jose St.	82 37
10	H	Washington	54 65					90	A	Southern California	50 65	218	H	Boston U.	71 42
14	A	Kentucky	73 71					90	H	Southern California	69 62	314	H	Illinois St.	76 40
16	N	Maryland	42 83									318	H	Holy Cross	63 33
LAST 12 Division I GAMES:															
		9 N UCLA	68 77			10 A Washington	57 70								
		77 N Utah	72 54			103 A Washington St.	61 58								
		9 H UCLA	52 55			35 H Oregon	68 63								
		90 H Southern California	69 62			4 H Oregon St.	45 54								
		134 H Arizona	67 54			90 A Southern California	50 65								
		134 A Arizona	58 62			9 A UCLA	60 69								

Non-Div I Games:

Arizona St.

■ Loss, 
 ■ Non-Conf, 
 ■ S Site, 
 ■ H Home 
 ■ A Away 
 N Neutral



Average RPI Win:	275	WON-LOST	WINNING	LAST 10	STRENGTH OF	OPP. STRENGTH	TEAM	ADJ.	CONF.	ADJ CONF.
Average RPI Loss:	210	RECORD	PCT. RANK	GAMES	SCHEDULE	OF SCHEDULE	RPI	RPI	RPI	RPI
DIV. I ONLY	10- 17	245	6- 4	304	332	284	284	30	30	
DIV. I NON-CONF.	1- 8	314	0- 0	105	210	283	283	30	30	
TOTALS	RPI 1-25	RPI 26-50	W-L RECORDS	RPI 51-100	RPI 101-150	RPI 150+				
10- 17	0- 1	0- 1	OVERALL	0- 0	0- 1	10- 14				
5- 5	0- 0	0- 0	HOME	0- 0	0- 0	5- 5				
4- 11	0- 1	0- 1	AWAY	0- 0	0- 1	4- 8				
1- 1	0- 0	0- 0	NEUTRAL	0- 0	0- 0	1- 1				
1- 8	0- 1	0- 1	NON-CONFERENCE	0- 0	0- 1	1- 5				
0- 1	0- 0	0- 0	HOME	0- 0	0- 0	0- 1				
0- 6	0- 1	0- 1	AWAY	0- 0	0- 1	0- 3				
1- 1	0- 0	0- 0	NEUTRAL	0- 0	0- 0	1- 1				
9- 9	0- 0	0- 0	CONFERENCE	0- 0	0- 0	9- 9				
5- 4	0- 0	0- 0	HOME	0- 0	0- 0	5- 4				
4- 5	0- 0	0- 0	AWAY	0- 0	0- 0	4- 5				
0- 0	0- 0	0- 0	NEUTRAL	0- 0	0- 0	0- 0				

RPI 1-25					RPI 26-50					RPI 51-100					RPI 101+ Team's RPI: 284				
RPI	S	Opponent	Score		RPI	S	Opponent	Score		RPI	S	Opponent	Score		RPI	S	Opponent	Score	
4	A	Oregon St.	40	73	31	A	South Dakota St.	45	103						117	A	Ball St.	60	88
															181	A	Cincinnati	42	72
															187	N	Campbell	31	51
															191	A	Texas Southern	71	60
															191	H	Texas Southern	49	45
															202	A	Xavier	41	62
															205	A	Illinois	58	70
															209	A	Grambling	54	56
															209	H	Grambling	58	68
															211	A	Alabama St.	52	51
															211	H	Alabama St.	62	74
															226	A	Southern U.	50	67
															226	H	Southern U.	63	59
															263	H	Austin Peay	55	69
															269	A	Prairie View	57	62
															269	H	Prairie View	64	47
															304	A	Alcorn	48	70
															304	H	Alcorn	61	56
															310	A	Mississippi Val.	54	57
															310	H	Mississippi Val.	63	73
LAST 12 Division I GAMES:																			
					310	A	Mississippi Val.	54	57						226	H	Southern U.	63	59
					334	H	Jackson St.	56	80						349	A	Alabama A&M	65	55
					209	H	Grambling	58	68						211	A	Alabama St.	52	51
					269	A	Prairie View	57	62						334	A	Jackson St.	78	71
					191	A	Texas Southern	71	60						209	A	Grambling	54	56
					304	H	Alcorn	61	56						269	H	Prairie View	64	47

Non-Div I Games: Philander Smith 88 65 Tougaloo 71 60

Ark.-Pine Bluff

Loss, Non-Conf, S Site, H Home A Away N Neutral



## Arkansas

Through Games Of March 5, 2017

Average RPI Win:	193	WON-LOST	WINNING	LAST 10	STRENGTH OF	OPP. STRENGTH	TEAM	ADJ.	CONF.	ADJ CONF.
Average RPI Loss:	60	RECORD	PCT. RANK	GAMES	SCHEDULE	OF SCHEDULE	RPI	RPI	RPI	RPI
DIV. I ONLY	13- 17	211	0- 10	100	43	171	171	2	2	
DIV. I NON-CONF.	11- 2	23	0- 0	294	192	100	100	2	2	
TOTALS	RPI 1-25	RPI 26-50	W-L RECORDS	RPI 51-100	RPI 101-150	RPI 150+				
13- 17	0- 7	0- 3	OVERALL	2- 3	5- 2	6- 2				
9- 8	0- 4	0- 2	HOME	2- 1	2- 0	5- 1				
2- 8	0- 3	0- 1	AWAY	0- 1	2- 2	0- 1				
2- 1	0- 0	0- 0	NEUTRAL	0- 1	1- 0	1- 0				
11- 2	0- 0	0- 0	NON-CONFERENCE	2- 0	3- 0	6- 2				
8- 1	0- 0	0- 0	HOME	2- 0	1- 0	5- 1				
1- 1	0- 0	0- 0	AWAY	0- 0	1- 0	0- 1				
2- 0	0- 0	0- 0	NEUTRAL	0- 0	1- 0	1- 0				
2- 15	0- 7	0- 3	CONFERENCE	0- 3	2- 2	0- 0				
1- 7	0- 4	0- 2	HOME	0- 1	1- 0	0- 0				
1- 7	0- 3	0- 1	AWAY	0- 1	1- 2	0- 0				
0- 1	0- 0	0- 0	NEUTRAL	0- 1	0- 0	0- 0				

RPI	S	Opponent	Score	RPI	S	Opponent	Score	RPI	S	Opponent	Score	RPI	S	Opponent	Score	Team's RPI: 171
3	H	South Carolina	49 79	36	A	LSU	46 53	72	H	South Dakota	70 67	102	H	Stetson	79 62	
6	H	Mississippi St.	51 59	36	H	LSU	52 53	84	H	Georgia	66 69	110	A	Vanderbilt	64 66	
14	H	Kentucky	62 69	45	H	Auburn	64 70	86	A	Florida	53 57	110	H	Vanderbilt	59 56	
21	A	Tennessee	46 59					86	N	Florida	61 71	118	A	Ole Miss	64 73	
23	A	Texas A&M	65 90					100	H	Texas Tech	66 60	129	N	Navy	70 67	
24	A	Missouri	56 67									132	A	Alabama	68 50	
24	H	Missouri	46 60									141	A	Tulsa	57 50	
												154	A	Missouri St.	62 64	
												155	H	Oral Roberts	60 70	
												162	N	Memphis	91 61	
												260	H	Butler	68 50	
												293	H	Northwestern St.	65 36	
												330	H	La.-Monroe	92 46	
												338	H	Houston Baptist	101 40	
												340	H	Sam Houston St.	71 39	
LAST 12 Division I GAMES:																
86	N	Florida	61 71	86	A	Florida	53 57									
45	H	Auburn	64 70	3	H	South Carolina	49 79									
110	A	Vanderbilt	64 66	84	H	Georgia	66 69									
21	A	Tennessee	46 59	36	A	LSU	46 53									
14	H	Kentucky	62 69	24	H	Missouri	46 60									
24	A	Missouri	56 67	110	H	Vanderbilt	59 56									

Non-Div I Games:

Arkansas

■ Loss, 
 ■ Non-Conf, S Site, 
 ■ Home 
 ■ Away 
 N Neutral



Average RPI Win:	250	WON-LOST	WINNING	LAST 10	STRENGTH OF	OPP. STRENGTH	TEAM	ADJ.	CONF.	ADJ CONF.
Average RPI Loss:	163	RECORD	PCT. RANK	GAMES	SCHEDULE	OF SCHEDULE	RPI	RPI	RPI	RPI
DIV. I ONLY	6- 24	319	2- 8	260	153	322	322	22	22	
DIV. I NON-CONF.	2- 10	305	0- 0	251	48	313	313	19	19	
TOTALS	RPI 1-25	RPI 26-50	W-L RECORDS	RPI 51-100	RPI 101-150	RPI 150+				
6- 24	0- 0	0- 3	OVERALL	0- 5	1- 2	5- 14				
5- 7	0- 0	0- 2	HOME	0- 1	1- 1	4- 3				
0- 15	0- 0	0- 1	AWAY	0- 3	0- 1	0- 10				
1- 2	0- 0	0- 0	NEUTRAL	0- 1	0- 0	1- 1				
2- 10	0- 0	0- 1	NON-CONFERENCE	0- 4	1- 0	1- 5				
1- 2	0- 0	0- 1	HOME	0- 1	1- 0	0- 0				
0- 6	0- 0	0- 0	AWAY	0- 2	0- 0	0- 4				
1- 2	0- 0	0- 0	NEUTRAL	0- 1	0- 0	1- 1				
4- 14	0- 0	0- 2	CONFERENCE	0- 1	0- 2	4- 9				
4- 5	0- 0	0- 1	HOME	0- 0	0- 1	4- 3				
0- 9	0- 0	0- 1	AWAY	0- 1	0- 1	0- 6				
0- 0	0- 0	0- 0	NEUTRAL	0- 0	0- 0	0- 0				

RPI S	Opponent	Score	RPI S	Opponent	Score	RPI S	Opponent	Score	RPI S	Opponent	Score	Team's RPI: 322
29	H South Fla.	59 78	53	N California	55 80	125	A Troy	77 90				
46	A Little Rock	59 73	59	A Iowa St.	53 105	125	H Troy	75 83				
46	H Little Rock	35 60	80	A Oklahoma St.	34 76	141	H Tulsa	83 80				
			83	A UT Arlington	58 69	153	A Louisiana	60 72				
			86	H Florida	60 71	153	H Louisiana	72 80				
						164	A Texas St.	43 63				
						182	A Wichita St.	51 69				
						219	A UT Martin	63 68				
						224	A Appalachian St.	50 76				
						224	H Appalachian St.	72 81				
						231	H Ga. Southern	76 84				
						245	A Coastal Caro.	55 57				
						245	H Coastal Caro.	60 52				
						252	A South Ala.	49 71				
						252	H South Ala.	56 53				
						254	A Tennessee St.	66 76				
						255	H Georgia St.	59 57				
						263	A Austin Peay	55 62				
						275	N Kennesaw St.	70 67				
						294	N Northern Ky.	78 83				
						330	A La.-Monroe	51 59				
						330	H La.-Monroe	71 56				
LAST 12 Division I GAMES:												
252	A South Ala.	49 71	164	A Texas St.	43 63							
125	A Troy	77 90	224	H Appalachian St.	72 81							
231	H Ga. Southern	76 84	245	H Coastal Caro.	60 52							
255	H Georgia St.	59 57	330	A La.-Monroe	51 59							
46	H Little Rock	35 60	153	A Louisiana	60 72							
83	A UT Arlington	58 69	125	H Troy	75 83							

Non-Div I Games:

Arkansas St.

■ Loss, 
 ■ Non-Conf, 
 ■ S Site, 
 ■ Home 
 ■ A Away 
 N Neutral



Army West Point

Through Games Of March 5, 2017

Average RPI Win: <b>271</b>	WON-LOST	WINNING	LAST 10	STRENGTH OF	OPP. STRENGTH	TEAM	ADJ.	CONF.	ADJ CONF.
Average RPI Loss: <b>134</b>	RECORD	PCT. RANK	GAMES	SCHEDULE	OF SCHEDULE	RPI	RPI	RPI	RPI
DIV. I ONLY	20- 8	60	7- 3	324	264	156	156	23	23
DIV. I NON-CONF.	8- 2	49	0- 0	340	263	144	144	25	25
TOTALS	RPI 1-25	RPI 26-50	W-L RECORDS	RPI 51-100	RPI 101-150	RPI 150+			
20- 8	0- 0	0- 0	OVERALL	0- 3	2- 3	18- 2			
11- 3	0- 0	0- 0	HOME	0- 1	1- 1	10- 1			
9- 5	0- 0	0- 0	AWAY	0- 2	1- 2	8- 1			
0- 0	0- 0	0- 0	NEUTRAL	0- 0	0- 0	0- 0			
8- 2	0- 0	0- 0	NON-CONFERENCE	0- 1	2- 1	6- 0			
5- 0	0- 0	0- 0	HOME	0- 0	1- 0	4- 0			
3- 2	0- 0	0- 0	AWAY	0- 1	1- 1	2- 0			
0- 0	0- 0	0- 0	NEUTRAL	0- 0	0- 0	0- 0			
12- 6	0- 0	0- 0	CONFERENCE	0- 2	0- 2	12- 2			
6- 3	0- 0	0- 0	HOME	0- 1	0- 1	6- 1			
6- 3	0- 0	0- 0	AWAY	0- 1	0- 1	6- 1			
0- 0	0- 0	0- 0	NEUTRAL	0- 0	0- 0	0- 0			

RPI S	Opponent	Score	RPI S	Opponent	Score	RPI S	Opponent	Score	RPI S	Opponent	Score	Team's RPI: 156
						69	A Minnesota	52 70	112	A Albany (NY)	59 65	
						70	A Bucknell	62 68	129	A Navy	62 67	
						70	H Bucknell	56 60	129	H Navy	58 63	
									135	H Yale	59 55	
									136	A Delaware	61 47	
									190	A American	68 57	
									190	H American	53 51	
									214	A Dartmouth	68 60	
									218	A Boston U.	64 52	
									218	H Boston U.	62 66	
									271	A Loyola Maryland	62 71	
									271	H Loyola Maryland	67 48	
									274	A Colgate	76 69	
									274	H Colgate	57 47	
									301	A Lafayette	63 55	
									301	H Lafayette	76 73	
									305	A Lehigh	75 71	
									305	H Lehigh	70 52	
									318	A Holy Cross	67 59	
									318	H Holy Cross	60 41	
									321	H Air Force	75 47	
									324	H St. Francis Brooklyn	69 46	
									336	A LIU Brooklyn	68 47	
									339	H Fairleigh Dickinson	86 58	
									341	H Wagner	85 40	
LAST 12 Division I GAMES:												
218	H Boston U.	62 66	274	H Colgate	57 47							
305	H Lehigh	70 52	271	H Loyola Maryland	67 48							
218	A Boston U.	64 52	301	A Lafayette	63 55							
129	A Navy	62 67	70	A Bucknell	62 68							
318	H Holy Cross	60 41	129	H Navy	58 63							
190	A American	68 57	318	A Holy Cross	67 59							

Non-Div I Games: Mercy 90 48

Army West Point

Loss, Non-Conf, S Site, H Home A Away N Neutral



Average RPI Win:	131	WON-LOST	WINNING	LAST 10	STRENGTH OF	OPP. STRENGTH	TEAM	ADJ.	CONF.	ADJ CONF.
Average RPI Loss:	53	RECORD	PCT. RANK	GAMES	SCHEDULE	OF SCHEDULE	RPI	RPI	RPI	RPI
DIV. I ONLY	17- 14	143	3- 7	15	46	45	45	2	2	
DIV. I NON-CONF.	10- 4	80	0- 0	37	113	38	38	2	2	
TOTALS	RPI 1-25	RPI 26-50	W-L RECORDS	RPI 51-100	RPI 101-150	RPI 150+				
17- 14	1- 7	3- 1	OVERALL	2- 3	6- 3	5- 0				
7- 6	1- 3	2- 0	HOME	1- 1	2- 2	1- 0				
7- 6	0- 4	0- 0	AWAY	1- 1	3- 1	3- 0				
3- 2	0- 0	1- 1	NEUTRAL	0- 1	1- 0	1- 0				
10- 4	0- 1	2- 1	NON-CONFERENCE	1- 1	3- 1	4- 0				
4- 1	0- 0	1- 0	HOME	1- 0	1- 1	1- 0				
3- 2	0- 1	0- 0	AWAY	0- 1	1- 0	2- 0				
3- 1	0- 0	1- 1	NEUTRAL	0- 0	1- 0	1- 0				
7- 10	1- 6	1- 0	CONFERENCE	1- 2	3- 2	1- 0				
3- 5	1- 3	1- 0	HOME	0- 1	1- 1	0- 0				
4- 4	0- 3	0- 0	AWAY	1- 0	2- 1	1- 0				
0- 1	0- 0	0- 0	NEUTRAL	0- 1	0- 0	0- 0				

RPI	S	Opponent	Score	RPI	S	Opponent	Score	Team's RPI: 45	RPI	S	Opponent	Score	RPI	S	Opponent	Score
3	A	South Carolina	41 60	26	N	Drake	85 80		73	A	Tulane	59 61	106	H	Virginia Tech	87 92
3	H	South Carolina	47 73	36	H	LSU	54 49		84	H	Georgia	51 57	110	A	Vanderbilt	64 59
6	H	Mississippi St.	47 77	47	N	West Virginia	52 56		84	N	Georgia	52 56	117	N	Ball St.	54 40
14	H	Kentucky	60 64	50	H	Indiana	71 67		86	A	Florida	82 75	118	A	Ole Miss	59 63
20	A	Kansas St.	66 71						97	H	Jacksonville	53 41	118	H	Ole Miss	83 60
21	H	Tennessee	79 61										125	H	Troy	61 52
23	A	Texas A&M	61 66										132	A	Alabama	66 55
24	A	Missouri	53 68										132	H	Alabama	61 63
													145	A	Louisiana Tech	76 66
													166	A	East Carolina	61 52
													171	A	Arkansas	70 64
													230	N	Marist	52 51
													296	A	N.C. A&T	68 36
													303	H	Savannah St.	75 46
LAST 12 Division I GAMES:																
		84 N Georgia	52 56			3 A South Carolina	41 60									
		171 A Arkansas	70 64			23 A Texas A&M	61 66									
		36 H LSU	54 49			6 H Mississippi St.	47 77									
		132 H Alabama	61 63			132 A Alabama	66 55									
		118 A Ole Miss	59 63			24 A Missouri	53 68									
		84 H Georgia	51 57			14 H Kentucky	60 64									

Non-Div I Games:

Auburn

■ Loss, 
■ Non-Conf, S Site, 
■ Home 
■ Away 
N Neutral



Average RPI Win:	262	WON-LOST	WINNING	LAST 10	STRENGTH OF	OPP. STRENGTH	TEAM	ADJ.	CONF.	ADJ CONF.
Average RPI Loss:	189	RECORD	PCT. RANK	GAMES	SCHEDULE	OF SCHEDULE	RPI	RPI	RPI	RPI
DIV. I ONLY	12- 16	216	4- 6	295	272	263	263	26	26	
DIV. I NON-CONF.	4- 7	224	0- 0	229	246	258	258	26	26	
TOTALS	RPI 1-25	RPI 26-50	W-L RECORDS	RPI 51-100	RPI 101-150	RPI 150+				
12- 16	0- 0	0- 1	OVERALL	0- 3	0- 1	12- 11				
8- 5	0- 0	0- 1	HOME	0- 1	0- 0	8- 3				
4- 9	0- 0	0- 0	AWAY	0- 2	0- 1	4- 6				
0- 2	0- 0	0- 0	NEUTRAL	0- 0	0- 0	0- 2				
4- 7	0- 0	0- 1	NON-CONFERENCE	0- 2	0- 1	4- 3				
3- 2	0- 0	0- 1	HOME	0- 0	0- 0	3- 1				
1- 4	0- 0	0- 0	AWAY	0- 2	0- 1	1- 1				
0- 1	0- 0	0- 0	NEUTRAL	0- 0	0- 0	0- 1				
8- 9	0- 0	0- 0	CONFERENCE	0- 1	0- 0	8- 8				
5- 3	0- 0	0- 0	HOME	0- 1	0- 0	5- 2				
3- 5	0- 0	0- 0	AWAY	0- 0	0- 0	3- 5				
0- 1	0- 0	0- 0	NEUTRAL	0- 0	0- 0	0- 1				

RPI S	Opponent	Score	RPI S	Opponent	Score	RPI S	Opponent	Score	RPI S	Opponent	Score	Team's RPI: 263
			40 H	Western Ky.	65 85	57 H	Belmont	71 80	118 A	Ole Miss	38 66	
						81 A	Middle Tenn.	51 82	180 H	Morehead St.	71 81	
						94 A	UCF	43 61	203 H	ETSU	77 74	
									206 A	SIUE	69 76	
									206 H	SIUE	85 62	
									219 A	UT Martin	80 83	
									219 H	UT Martin	85 60	
									219 N	UT Martin	43 59	
									239 A	Evansville	54 68	
									241 H	Miami (OH)	58 73	
									247 N	St. Bonaventure	57 58	
									251 A	Jacksonville St.	45 65	
									254 H	Tennessee St.	79 63	
									264 A	Murray St.	62 67	
									264 H	Murray St.	75 63	
									268 A	Southeast Mo. St.	74 64	
									268 H	Southeast Mo. St.	84 74	
									270 A	Eastern Ky.	71 80	
									275 H	Kennesaw St.	68 49	
									282 A	Tennessee Tech	87 84	
									284 A	Ark.-Pine Bluff	69 55	
									300 A	Eastern Ill.	69 59	
									300 H	Eastern Ill.	73 78	
									322 H	Arkansas St.	62 55	
LAST 12 Division I GAMES:												
			219 N	UT Martin	43 59	254 H	Tennessee St.	79 63				
			268 A	Southeast Mo. St.	74 64	270 A	Eastern Ky.	71 80				
			219 H	UT Martin	85 60	268 H	Southeast Mo. St.	84 74				
			300 H	Eastern Ill.	73 78	219 A	UT Martin	80 83				
			206 A	SIUE	69 76	264 H	Murray St.	75 63				
			264 A	Murray St.	62 67	300 A	Eastern Ill.	69 59				

Non-Div I Games: Trevecca Nazarene 69 51 Christian Bros. 76 57

Austin Peay

Loss, Non-Conf, S Site, H Home A Away N Neutral



Average RPI Win:	206	WON-LOST	WINNING	LAST 10	STRENGTH OF	OPP. STRENGTH	TEAM	ADJ.	CONF.	ADJ CONF.
Average RPI Loss:	88	RECORD	PCT. RANK	GAMES	SCHEDULE	OF SCHEDULE	RPI	RPI	RPI	RPI
DIV. I ONLY	20- 10	86	7- 3	134	105	82	82	15	15	
DIV. I NON-CONF.	6- 5	148	0- 0	67	10	81	81	13	13	
TOTALS	RPI 1-25	RPI 26-50	W-L RECORDS	RPI 51-100	RPI 101-150	RPI 150+				
20- 10	0- 3	0- 0	OVERALL	2- 3	4- 2	14- 2				
10- 2	0- 2	0- 0	HOME	1- 0	2- 0	7- 0				
6- 7	0- 0	0- 0	AWAY	0- 3	0- 2	6- 2				
4- 1	0- 1	0- 0	NEUTRAL	1- 0	2- 0	1- 0				
6- 5	0- 3	0- 0	NON-CONFERENCE	1- 2	2- 0	3- 0				
1- 2	0- 2	0- 0	HOME	0- 0	0- 0	1- 0				
2- 2	0- 0	0- 0	AWAY	0- 2	0- 0	2- 0				
3- 1	0- 1	0- 0	NEUTRAL	1- 0	2- 0	0- 0				
14- 5	0- 0	0- 0	CONFERENCE	1- 1	2- 2	11- 2				
9- 0	0- 0	0- 0	HOME	1- 0	2- 0	6- 0				
4- 5	0- 0	0- 0	AWAY	0- 1	0- 2	4- 2				
1- 0	0- 0	0- 0	NEUTRAL	0- 0	0- 0	1- 0				

RPI 1-25			RPI 26-50			RPI 51-100			Team's RPI: 82	RPI 101+		
RPI	S	Opponent	Score	RPI	S	Opponent	Score	RPI	S	Opponent	Score	RPI
4	N	Oregon St.	56 65					76	A	Gonzaga	52 87	109
10	H	Washington	70 82					76	H	Gonzaga	71 63	116
19	H	Oklahoma	61 68					77	A	Utah	60 77	116
								84	A	Georgia	51 81	138
								91	N	UNLV	63 54	138
												138
												141
												159
												159
												186
												201
												201
												217
												217
												217
												244
												244
												249
												276
												276
												311
												311
												335
LAST 12 Division I GAMES:												
217	N	San Diego	75 66	311	H	Pepperdine	88 49					
76	H	Gonzaga	71 63	276	A	Portland	77 38					
276	H	Portland	73 60	76	A	Gonzaga	52 87					
116	A	St. Mary's (CA)	58 64	201	A	Loyola Marymount	74 77					
217	A	San Diego	65 47	159	H	Santa Clara	72 66					
138	H	San Francisco	73 61	244	H	Pacific	68 50					

Non-Div I Games:

BYU

■ Loss, 
 ■ Non-Conf, 
 ■ S Site, 
 ■ H Home 
 ■ A Away 
 N Neutral



Average RPI Win: 204		WON-LOST	WINNING	LAST 10	STRENGTH OF	OPP. STRENGTH	TEAM	ADJ.	CONF.	ADJ CONF.
Average RPI Loss: 93		RECORD	PCT. RANK	GAMES	SCHEDULE	OF SCHEDULE	RPI	RPI	RPI	RPI
DIV. I ONLY		20- 9	70	7- 3	199	102	117	117	10	10
DIV. I NON-CONF.		6- 5	148	0- 0	323	111	233	233	11	11
TOTALS		RPI 1-25	RPI 26-50	W-L RECORDS	RPI 51-100	RPI 101-150	RPI 150+			
20- 9	0- 0		1- 3	OVERALL	4- 4	1- 0	14- 2			
9- 5	0- 0		1- 0	HOME	1- 4	0- 0	7- 1			
10- 2	0- 0		0- 2	AWAY	3- 0	1- 0	6- 0			
1- 2	0- 0		0- 1	NEUTRAL	0- 0	0- 0	1- 1			
6- 5	0- 0		0- 2	NON-CONFERENCE	0- 1	1- 0	5- 2			
3- 2	0- 0		0- 0	HOME	0- 1	0- 0	3- 1			
2- 1	0- 0		0- 1	AWAY	0- 0	1- 0	1- 0			
1- 2	0- 0		0- 1	NEUTRAL	0- 0	0- 0	1- 1			
14- 4	0- 0		1- 1	CONFERENCE	4- 3	0- 0	9- 0			
6- 3	0- 0		1- 0	HOME	1- 3	0- 0	4- 0			
8- 1	0- 0		0- 1	AWAY	3- 0	0- 0	5- 0			
0- 0	0- 0		0- 0	NEUTRAL	0- 0	0- 0	0- 0			

RPI 1-25				RPI 26-50				RPI 51-100				RPI 101+ Team's RPI: 117			
RPI	S	Opponent	Score	RPI	S	Opponent	Score	RPI	S	Opponent	Score	RPI	S	Opponent	Score
				38	A	Central Mich.	92 101	54	H	Purdue	42 58	149	A	Oakland	66 59
				38	H	Central Mich.	81 73	55	H	Ohio	68 72	166	N	East Carolina	69 82
				40	A	Western Ky.	61 68	56	A	Toledo	51 45	170	A	Western Mich.	83 72
				45	N	Auburn	40 54	56	H	Toledo	66 76	170	H	Western Mich.	61 56
								89	A	Northern Ill.	92 84	238	A	Akron	90 63
								89	H	Northern Ill.	96 101	238	H	Akron	80 70
								92	H	Kent St.	71 47	239	H	Evansville	84 49
								96	A	Buffalo	89 75	241	A	Miami (OH)	81 60
												258	A	Bowling Green	75 53
												258	H	Bowling Green	91 70
												260	A	Butler	74 50
												283	A	Eastern Mich.	64 54
												283	H	Eastern Mich.	78 49
												284	H	Ark.-Pine Bluff	88 60
												296	N	N.C. A&T	76 57
												297	H	Lipscomb	74 78
												345	H	Chicago St.	88 53
LAST 12 Division I GAMES:															
				56	H	Toledo	66 76	258	H	Bowling Green	91 70				
				283	A	Eastern Mich.	64 54	241	A	Miami (OH)	81 60				
				38	H	Central Mich.	81 73	238	A	Akron	90 63				
				170	A	Western Mich.	83 72	89	H	Northern Ill.	96 101				
				89	A	Northern Ill.	92 84	96	A	Buffalo	89 75				
				55	H	Ohio	68 72	258	A	Bowling Green	75 53				

Non-Div I Games:	Urbana	93	49
------------------	--------	----	----

Ball St.

■ Loss, ■ Non-Conf, S Site, H Home A Away N Neutral



Average RPI Win: 108		WON-LOST	WINNING	LAST 10	STRENGTH OF	OPP. STRENGTH	TEAM	ADJ.	CONF.	ADJ CONF.
Average RPI Loss: 7		RECORD	PCT. RANK	GAMES	SCHEDULE	OF SCHEDULE	RPI	RPI	RPI	RPI
DIV. I ONLY		30- 2	2	9- 1	34	8	5	5	4	4
DIV. I NON-CONF.		11- 1	12	0- 0	73	40	8	8	3	3
TOTALS		RPI 1-25	RPI 26-50		W-L RECORDS		RPI 51-100	RPI 101-150	RPI 150+	
30- 2		10- 2	2- 0		OVERALL		8- 0	1- 0	9- 0	
15- 1		3- 1	1- 0		HOME		3- 0	1- 0	7- 0	
10- 1		4- 1	1- 0		AWAY		3- 0	0- 0	2- 0	
5- 0		3- 0	0- 0		NEUTRAL		2- 0	0- 0	0- 0	
11- 1		4- 1	0- 0		NON-CONFERENCE		1- 0	1- 0	5- 0	
7- 0		1- 0	0- 0		HOME		0- 0	1- 0	5- 0	
1- 1		1- 1	0- 0		AWAY		0- 0	0- 0	0- 0	
3- 0		2- 0	0- 0		NEUTRAL		1- 0	0- 0	0- 0	
19- 1		6- 1	2- 0		CONFERENCE		7- 0	0- 0	4- 0	
8- 1		2- 1	1- 0		HOME		3- 0	0- 0	2- 0	
9- 0		3- 0	1- 0		AWAY		3- 0	0- 0	2- 0	
2- 0		1- 0	0- 0		NEUTRAL		1- 0	0- 0	0- 0	

RPI	S	Opponent	Score	RPI	S	Opponent	Score	RPI	S	Opponent	Score	RPI	S	Opponent	Score
1	A	UConn	61 72	47	A	West Virginia	91 56	59	A	Iowa St.	83 52	107	H	Abilene Christian	79 34
9	H	UCLA	84 70	47	H	West Virginia	79 73	59	H	Iowa St.	68 42	163	A	TCU	91 73
13	A	Texas	70 67					80	A	Oklahoma St.	86 50	163	H	TCU	77 54
13	H	Texas	79 85					80	H	Oklahoma St.	89 67	164	H	Texas St.	90 24
17	N	DePaul	104 72					92	N	Kent St.	84 42	185	A	Kansas	92 43
19	A	Oklahoma	103 64					100	A	Texas Tech	79 61	185	H	Kansas	90 43
19	H	Oklahoma	92 58					100	H	Texas Tech	86 48	310	H	Mississippi Val.	101 36
20	A	Kansas St.	91 49					100	N	Texas Tech	95 63	329	H	Southeastern La.	109 38
20	H	Kansas St.	87 57									338	H	Houston Baptist	118 43
20	N	Kansas St.	88 71									342	H	Winthrop	140 32
21	A	Tennessee	88 66												
25	N	Ohio St.	85 68												
LAST 12 Division I GAMES:															
		20	N	Kansas St.	88	71			163	A	TCU	91	73		
		100	N	Texas Tech	95	63			13	H	Texas	79	85		
		19	A	Oklahoma	103	64			100	A	Texas Tech	79	61		
		100	H	Texas Tech	86	48			59	A	Iowa St.	83	52		
		13	A	Texas	70	67			19	H	Oklahoma	92	58		
		80	H	Oklahoma St.	89	67			20	A	Kansas St.	91	49		

Non-Div I Games:

Baylor

■ Loss, 
 ■ Non-Conf, 
 ■ S Site, 
 ■ H Home 
 ■ A Away 
 N Neutral



Belmont

Through Games Of March 5, 2017

Average RPI Win:	241	WON-LOST	WINNING	LAST 10	STRENGTH OF	OPP. STRENGTH	TEAM	ADJ.	CONF.	ADJ CONF.
Average RPI Loss:	81	RECORD	PCT. RANK	GAMES	SCHEDULE	OF SCHEDULE	RPI	RPI	RPI	RPI
DIV. I ONLY	26- 5	12	10- 0	235	229	57	57	26	26	
DIV. I NON-CONF.	7- 5	137	0- 0	160	77	92	92	26	26	
TOTALS	RPI 1-25	RPI 26-50	W-L RECORDS	RPI 51-100	RPI 101-150	RPI 150+				
26- 5	0- 1	0- 1	OVERALL	1- 1	0- 1	25- 1				
10- 1	0- 0	0- 1	HOME	1- 0	0- 0	9- 0				
13- 3	0- 1	0- 0	AWAY	0- 1	0- 1	13- 0				
3- 1	0- 0	0- 0	NEUTRAL	0- 0	0- 0	3- 1				
7- 5	0- 1	0- 1	NON-CONFERENCE	1- 1	0- 1	6- 1				
2- 1	0- 0	0- 1	HOME	1- 0	0- 0	1- 0				
5- 3	0- 1	0- 0	AWAY	0- 1	0- 1	5- 0				
0- 1	0- 0	0- 0	NEUTRAL	0- 0	0- 0	0- 1				
19- 0	0- 0	0- 0	CONFERENCE	0- 0	0- 0	19- 0				
8- 0	0- 0	0- 0	HOME	0- 0	0- 0	8- 0				
8- 0	0- 0	0- 0	AWAY	0- 0	0- 0	8- 0				
3- 0	0- 0	0- 0	NEUTRAL	0- 0	0- 0	3- 0				

RPI 1-25				RPI 26-50				RPI 51-100 Team's RPI: 57				RPI 101+			
RPI	S	Opponent	Score	RPI	S	Opponent	Score	RPI	S	Opponent	Score	RPI	S	Opponent	Score
11	A	Louisville	50 73	28	H	Green Bay	53 62	66	H	IUPUI	78 72	125	A	Troy	74 91
								69	A	Minnesota	74 75	172	A	UAB	72 58
												174	N	Fresno St.	53 62
												180	A	Morehead St.	91 59
												180	H	Morehead St.	96 76
												201	A	Loyola Marymount	79 72
												206	H	SIUE	94 67
												219	H	UT Martin	71 66
												219	N	UT Martin	83 62
												228	A	Samford	73 54
												229	A	Presbyterian	83 58
												251	A	Jacksonville St.	54 53
												251	H	Jacksonville St.	61 52
												254	A	Tennessee St.	70 60
												254	H	Tennessee St.	87 71
												263	A	Austin Peay	80 71
												264	A	Murray St.	87 69
												268	H	Southeast Mo. St.	89 77
												268	N	Southeast Mo. St.	74 59
												270	A	Eastern Ky.	73 67
												270	H	Eastern Ky.	74 58
												270	N	Eastern Ky.	94 64
												282	A	Tennessee Tech	85 66
												282	H	Tennessee Tech	89 75
												297	H	Lipscomb	100 62
												300	A	Eastern Ill.	77 58
LAST 12 Division I GAMES:															
				270	N	Eastern Ky.	94 64					282	A	Tennessee Tech	85 66
				219	N	UT Martin	83 62					251	H	Jacksonville St.	61 52
				268	N	Southeast Mo. St.	74 59					264	A	Murray St.	87 69
				254	H	Tennessee St.	87 71					206	H	SIUE	94 67
				180	H	Morehead St.	96 76					254	A	Tennessee St.	70 60
				270	A	Eastern Ky.	73 67					282	H	Tennessee Tech	89 75

Non-Div I Games: Trevecca Nazarene 87 56

Belmont

Loss, Non-Conf, S Site, H Home A Away N Neutral



RPI	S	Opponent	Score
315	A	Fort Wayne	85 59

Belmont

B  
e  
l  
m  
o  
n  
t

B  
e  
l  
m  
o  
n  
t



## Bethune-Cookman

Through Games Of March 5, 2017

Average RPI Win:	<b>288</b>	WON-LOST	WINNING	LAST 10	STRENGTH OF	OPP. STRENGTH	TEAM	ADJ.	CONF.	ADJ CONF.
Average RPI Loss:	<b>194</b>	RECORD	PCT. RANK	GAMES	SCHEDULE	OF SCHEDULE	RPI	RPI	RPI	RPI
DIV. I ONLY	<b>17- 9</b>	<b>99</b>	<b>10- 0</b>	<b>330</b>	<b>341</b>	<b>177</b>	<b>177</b>	<b>32</b>	<b>32</b>	
DIV. I NON-CONF.	<b>2- 8</b>	<b>288</b>	<b>0- 0</b>	<b>227</b>	<b>288</b>	<b>304</b>	<b>304</b>	<b>31</b>	<b>31</b>	
TOTALS	RPI 1-25	RPI 26-50	W-L RECORDS	RPI 51-100	RPI 101-150	RPI 150+				
17- 9	0- 0	0- 0	OVERALL	0- 2	0- 2	17- 5				
8- 1	0- 0	0- 0	HOME	0- 0	0- 0	8- 1				
8- 7	0- 0	0- 0	AWAY	0- 2	0- 2	8- 3				
1- 1	0- 0	0- 0	NEUTRAL	0- 0	0- 0	1- 1				
2- 8	0- 0	0- 0	NON-CONFERENCE	0- 2	0- 2	2- 4				
1- 0	0- 0	0- 0	HOME	0- 0	0- 0	1- 0				
0- 7	0- 0	0- 0	AWAY	0- 2	0- 2	0- 3				
1- 1	0- 0	0- 0	NEUTRAL	0- 0	0- 0	1- 1				
15- 1	0- 0	0- 0	CONFERENCE	0- 0	0- 0	15- 1				
7- 1	0- 0	0- 0	HOME	0- 0	0- 0	7- 1				
8- 0	0- 0	0- 0	AWAY	0- 0	0- 0	8- 0				
0- 0	0- 0	0- 0	NEUTRAL	0- 0	0- 0	0- 0				

RPI 1-25				RPI 26-50				RPI 51-100				RPI 101+				Team's RPI: 177	
RPI	S	Opponent	Score	RPI	S	Opponent	Score	RPI	S	Opponent	Score	RPI	S	Opponent	Score		
								94	A	UCF	43	70	102	A	Stetson	60	63
								97	A	Jacksonville	63	69	111	A	Clemson	38	59
													169	H	Hampton	66	56
													206	N	SIUE	83	78
													216	H	Howard	75	54
													226	A	Southern U.	59	61
													254	N	Tennessee St.	60	69
													267	A	UMES	61	33
													267	H	UMES	56	59
													269	A	Prairie View	64	66
													273	A	Norfolk St.	68	58
													273	H	Norfolk St.	53	44
													286	A	Coppin St.	76	56
													286	H	Coppin St.	71	52
													295	H	North Florida	52	50
													296	A	N.C. A&T	65	60
													303	A	Savannah St.	38	31
													328	H	Morgan St.	50	48
													329	A	Southeastern La.	63	75
													331	A	Florida A&M	64	41
													331	H	Florida A&M	66	53
													333	A	N.C. Central	62	52
													347	H	Delaware St.	72	58
													348	A	South Carolina St.	64	34
LAST 12 Division I GAMES:																	
				331	H	Florida A&M	66	53					286	A	Coppin St.	76	56
				296	A	N.C. A&T	65	60					216	H	Howard	75	54
				333	A	N.C. Central	62	52					347	H	Delaware St.	72	58
				273	H	Norfolk St.	53	44					273	A	Norfolk St.	68	58
				169	H	Hampton	66	56					267	H	UMES	56	59
				267	A	UMES	61	33					331	A	Florida A&M	64	41

Non-Div I Games: Edward Waters 55 45 Flagler 76 53

Bethune-Cookman

■ Loss, 
 ■ Non-Conf, 
 ■ S Site, 
 ■ Home 
 ■ A Away 
 N Neutral



Binghamton

Through Games Of March 5, 2017

Average RPI Win:	248	WON-LOST	WINNING	LAST 10	STRENGTH OF	OPP. STRENGTH	TEAM	ADJ.	CONF.	ADJ CONF.
Average RPI Loss:	141	RECORD	PCT. RANK	GAMES	SCHEDULE	OF SCHEDULE	RPI	RPI	RPI	RPI
DIV. I ONLY	11- 17	232	4- 6	146	254	210	210	21	21	
DIV. I NON-CONF.	3- 8	262	0- 0	98	314	210	210	22	22	
TOTALS	RPI 1-25	RPI 26-50	W-L RECORDS	RPI 51-100	RPI 101-150	RPI 150+				
11- 17	0- 0	0- 0	OVERALL	1- 4	1- 6	9- 7				
5- 8	0- 0	0- 0	HOME	0- 2	1- 2	4- 4				
6- 8	0- 0	0- 0	AWAY	1- 2	0- 3	5- 3				
0- 1	0- 0	0- 0	NEUTRAL	0- 0	0- 1	0- 0				
3- 8	0- 0	0- 0	NON-CONFERENCE	1- 2	0- 2	2- 4				
0- 5	0- 0	0- 0	HOME	0- 1	0- 1	0- 3				
3- 3	0- 0	0- 0	AWAY	1- 1	0- 1	2- 1				
0- 0	0- 0	0- 0	NEUTRAL	0- 0	0- 0	0- 0				
8- 9	0- 0	0- 0	CONFERENCE	0- 2	1- 4	7- 3				
5- 3	0- 0	0- 0	HOME	0- 1	1- 1	4- 1				
3- 5	0- 0	0- 0	AWAY	0- 1	0- 2	3- 2				
0- 1	0- 0	0- 0	NEUTRAL	0- 0	0- 1	0- 0				

RPI 1-25			RPI 26-50			RPI 51-100			RPI 101+			Team's RPI: 210
RPI	S	Opponent	Score	RPI	S	Opponent	Score	RPI	S	Opponent	Score	
								55	A	Ohio	63	
								61	A	Penn	48	
								70	H	Bucknell	67	
								75	A	New Hampshire	76	
								75	H	New Hampshire	70	

Non-Div I Games: Georgian Court 74 53 Misericordia 77 54

Binghamton

Loss, Non-Conf, S Site, H Home A Away N Neutral



Average RPI Win: <b>184</b>	WON-LOST	WINNING	LAST 10	STRENGTH OF	OPP. STRENGTH	TEAM	ADJ.	CONF.	ADJ CONF.
Average RPI Loss: <b>146</b>	RECORD	PCT. RANK	GAMES	SCHEDULE	OF SCHEDULE	RPI	RPI	RPI	RPI
DIV. I ONLY	20- 7	51	8- 2	149	135	67	67	13	13
DIV. I NON-CONF.	8- 1	19	0- 0	133	103	24	24	15	15
TOTALS	RPI 1-25	RPI 26-50	W-L RECORDS	RPI 51-100	RPI 101-150	RPI 150+			
20- 7	0- 1	1- 1	OVERALL	2- 1	5- 1	12- 3			
12- 2	0- 0	0- 1	HOME	1- 1	2- 0	9- 0			
7- 5	0- 1	1- 0	AWAY	1- 0	2- 1	3- 3			
1- 0	0- 0	0- 0	NEUTRAL	0- 0	1- 0	0- 0			
8- 1	0- 1	0- 0	NON-CONFERENCE	0- 0	4- 0	4- 0			
5- 0	0- 0	0- 0	HOME	0- 0	1- 0	4- 0			
2- 1	0- 1	0- 0	AWAY	0- 0	2- 0	0- 0			
1- 0	0- 0	0- 0	NEUTRAL	0- 0	1- 0	0- 0			
12- 6	0- 0	1- 1	CONFERENCE	2- 1	1- 1	8- 3			
7- 2	0- 0	0- 1	HOME	1- 1	1- 0	5- 0			
5- 4	0- 0	1- 0	AWAY	1- 0	0- 1	3- 3			
0- 0	0- 0	0- 0	NEUTRAL	0- 0	0- 0	0- 0			

RPI 1-25				RPI 26-50				RPI 51-100				Team's RPI: 67		RPI 101+			
RPI	S	Opponent	Score	RPI	S	Opponent	Score	RPI	S	Opponent	Score			RPI	S	Opponent	Score
10	A	Washington	66 92	49	A	Colorado St.	51 45	87	A	Wyoming	53 43			103	A	Washington St.	77 73
				49	H	Colorado St.	53 60	87	H	Wyoming	64 54			113	N	Charlotte	68 65
								91	H	UNLV	55 58			116	A	St. Mary's (CA)	83 78
														139	H	Eastern Wash.	67 64
														150	A	New Mexico	68 75
														150	H	New Mexico	64 62
														174	A	Fresno St.	66 48
														174	H	Fresno St.	67 66
														186	A	Utah St.	63 65
														186	H	Utah St.	76 56
														207	A	San Jose St.	69 61
														207	H	San Jose St.	86 64
														213	H	Seattle U	73 68
														233	H	Portland St.	94 76
														248	H	Hawaii	61 49
														257	A	San Diego St.	77 84
														276	H	Portland	74 60
														281	A	Nevada	62 69
														281	H	Nevada	77 74
														321	A	Air Force	69 59
														321	H	Air Force	72 48
LAST 12 Division I GAMES:																	
				321	H	Air Force	72 48					321	A	Air Force	69 59		
				174	A	Fresno St.	66 48					186	A	Utah St.	63 65		
				207	A	San Jose St.	69 61					49	H	Colorado St.	53 60		
				281	H	Nevada	77 74					87	H	Wyoming	64 54		
				87	A	Wyoming	53 43					281	A	Nevada	62 69		
				150	H	New Mexico	64 62					207	H	San Jose St.	86 64		

Non-Div I Games: Southern Ore. 89 45 Concordia Portland 71 40

Boise St.

■ Loss, 
 ■ Non-Conf, S Site, 
 ■ Home 
 ■ Away 
 N Neutral



Average RPI Win:	<b>194</b>	WON-LOST	WINNING	LAST 10	STRENGTH OF	OPP. STRENGTH	TEAM	ADJ.	CONF.	ADJ CONF.
Average RPI Loss:	<b>70</b>	RECORD	PCT. RANK	GAMES	SCHEDULE	OF SCHEDULE	RPI	RPI	RPI	RPI
DIV. I ONLY	<b>9- 21</b>	<b>281</b>	<b>1- 9</b>	<b>46</b>	<b>49</b>	<b>175</b>	<b>175</b>	<b>3</b>	<b>3</b>	
DIV. I NON-CONF.	<b>7- 6</b>	<b>157</b>	<b>0- 0</b>	<b>195</b>	<b>230</b>	<b>188</b>	<b>188</b>	<b>4</b>	<b>4</b>	
TOTALS	RPI 1-25	RPI 26-50	W-L RECORDS	RPI 51-100	RPI 101-150	RPI 150+				
9- 21	0- 6	0- 3	OVERALL	0- 5	4- 4	5- 3				
6- 9	0- 3	0- 2	HOME	0- 2	2- 2	4- 0				
2- 10	0- 3	0- 1	AWAY	0- 2	2- 1	0- 3				
1- 2	0- 0	0- 0	NEUTRAL	0- 1	0- 1	1- 0				
7- 6	0- 0	0- 0	NON-CONFERENCE	0- 1	2- 3	5- 2				
5- 2	0- 0	0- 0	HOME	0- 1	1- 1	4- 0				
1- 3	0- 0	0- 0	AWAY	0- 0	1- 1	0- 2				
1- 1	0- 0	0- 0	NEUTRAL	0- 0	0- 1	1- 0				
2- 15	0- 6	0- 3	CONFERENCE	0- 4	2- 1	0- 1				
1- 7	0- 3	0- 2	HOME	0- 1	1- 1	0- 0				
1- 7	0- 3	0- 1	AWAY	0- 2	1- 0	0- 1				
0- 1	0- 0	0- 0	NEUTRAL	0- 1	0- 0	0- 0				

RPI	S	Opponent	Score	RPI	S	Opponent	Score	RPI	S	Opponent	Score	RPI	S	Opponent	Score	Team's RPI: 175
2	A	Notre Dame	45 <b>82</b>	30	A	Syracuse	52 <b>79</b>	51	A	Virginia	55 <b>62</b>	101	N	SMU	64 <b>72</b>	
2	H	Notre Dame	69 <b>80</b>	30	H	Syracuse	45 <b>72</b>	58	H	Georgia Tech	67 <b>71</b>	106	H	Virginia Tech	79 <b>82</b>	
8	H	Duke	44 <b>67</b>	37	H	North Carolina St.	58 <b>70</b>	58	N	Georgia Tech	67 <b>71</b>	111	H	Clemson	60 48	
11	A	Louisville	43 <b>68</b>					85	H	Penn St.	56 <b>60</b>	116	H	St. Mary's (CA)	54 <b>62</b>	
12	H	Florida St.	53 <b>85</b>					88	A	Wake Forest	55 <b>71</b>	119	A	North Carolina	88 77	
15	A	Miami (FL)	51 <b>58</b>									122	A	Fordham	49 <b>56</b>	
												127	H	Maine	64 53	
												135	A	Yale	71 64	
												158	A	Pittsburgh	43 <b>56</b>	
												184	A	Hartford	56 <b>65</b>	
												194	H	Providence	57 53	
												198	A	Seton Hall	66 <b>71</b>	
												214	H	Dartmouth	65 53	
												218	H	Boston U.	67 49	
												306	H	Central Conn. St.	66 46	
												324	N	St. Francis Brooklyn	73 58	
LAST 12 Division I GAMES:																
		58 N Georgia Tech	67 <b>71</b>			30 H Syracuse	45 <b>72</b>									
		106 H Virginia Tech	79 <b>82</b>			12 H Florida St.	53 <b>85</b>									
		2 A Notre Dame	45 <b>82</b>			15 A Miami (FL)	51 <b>58</b>									
		37 H North Carolina St.	58 <b>70</b>			88 A Wake Forest	55 <b>71</b>									
		11 A Louisville	43 <b>68</b>			8 H Duke	44 <b>67</b>									
		119 A North Carolina	88 77			2 H Notre Dame	69 <b>80</b>									

Non-Div I Games:

Boston College

■ Loss, 
 ■ Non-Conf, S Site, 
 ■ Home 
 ■ Away 
 N Neutral



Season 01				Through Games Of March 07, 2017						
Average RPI Win:	282	WON-LOST	WINNING	LAST 10	STRENGTH OF	OPP. STRENGTH	TEAM	ADJ.	CONF.	ADJ CONF.
Average RPI Loss:	136	RECORD	PCT. RANK	GAMES	SCHEDULE	OF SCHEDULE	RPI	RPI	RPI	RPI
DIV. I ONLY	13- 16	204	7- 3	227	249	218	218	23	23	
DIV. I NON-CONF.	2- 9	293	0- 0	221	153	318	318	25	25	
TOTALS	RPI 1-25	RPI 26-50	W-L RECORDS	RPI 51-100	RPI 101-150	RPI 150+				
13- 16	0- 0	0- 2	OVERALL	0- 3	0- 4	13- 7				
8- 6	0- 0	0- 1	HOME	0- 2	0- 1	8- 2				
5- 9	0- 0	0- 1	AWAY	0- 1	0- 2	5- 5				
0- 1	0- 0	0- 0	NEUTRAL	0- 0	0- 1	0- 0				
2- 9	0- 0	0- 2	NON-CONFERENCE	0- 1	0- 2	2- 4				
2- 3	0- 0	0- 1	HOME	0- 1	0- 0	2- 1				
0- 5	0- 0	0- 1	AWAY	0- 0	0- 1	0- 3				
0- 1	0- 0	0- 0	NEUTRAL	0- 0	0- 1	0- 0				
11- 7	0- 0	0- 0	CONFERENCE	0- 2	0- 2	11- 3				
6- 3	0- 0	0- 0	HOME	0- 1	0- 1	6- 1				
5- 4	0- 0	0- 0	AWAY	0- 1	0- 1	5- 2				
0- 0	0- 0	0- 0	NEUTRAL	0- 0	0- 0	0- 0				

[illegible]

Non-Div I Games:

Boston U.

Loss, Non-Conf, S Site, H Home A Away N Neutral



## Bowling Green

Through Games Of March 5, 2017

Average RPI Win:	240	WON-LOST	WINNING	LAST 10	STRENGTH OF	OPP. STRENGTH	TEAM	ADJ.	CONF.	ADJ CONF.
Average RPI Loss:	121	RECORD	PCT. RANK	GAMES	SCHEDULE	OF SCHEDULE	RPI	RPI	RPI	RPI
DIV. I ONLY	6- 21	312	3- 7	112	106	258	258	10	10	
DIV. I NON-CONF.	2- 7	284	0- 0	242	50	299	299	11	11	
TOTALS	RPI 1-25	RPI 26-50	W-L RECORDS	RPI 51-100	RPI 101-150	RPI 150+				
6- 21	0- 1	0- 1	OVERALL	1- 9	0- 3	5- 7				
1- 11	0- 0	0- 1	HOME	0- 5	0- 1	1- 4				
3- 9	0- 1	0- 0	AWAY	1- 3	0- 2	2- 3				
2- 1	0- 0	0- 0	NEUTRAL	0- 1	0- 0	2- 0				
2- 7	0- 1	0- 0	NON-CONFERENCE	0- 2	0- 1	2- 3				
0- 3	0- 0	0- 0	HOME	0- 1	0- 0	0- 2				
0- 3	0- 1	0- 0	AWAY	0- 0	0- 1	0- 1				
2- 1	0- 0	0- 0	NEUTRAL	0- 1	0- 0	2- 0				
4- 14	0- 0	0- 1	CONFERENCE	1- 7	0- 2	3- 4				
1- 8	0- 0	0- 1	HOME	0- 4	0- 1	1- 2				
3- 6	0- 0	0- 0	AWAY	1- 3	0- 1	2- 2				
0- 0	0- 0	0- 0	NEUTRAL	0- 0	0- 0	0- 0				

RPI 1-25				RPI 26-50				RPI 51-100				RPI 101+ Team's RPI: 258			
RPI	S	Opponent	Score	RPI	S	Opponent	Score	RPI	S	Opponent	Score	RPI	S	Opponent	Score
11	A	Louisville	58 83	38	H	Central Mich.	65 76	51	H	Virginia	47 67	106	A	Virginia Tech	51 98
								55	A	Ohio	68 79	117	A	Ball St.	70 91
								55	H	Ohio	58 69	117	H	Ball St.	53 75
								56	A	Toledo	59 74	170	A	Western Mich.	58 75
								63	N	Chattanooga	49 54	170	H	Western Mich.	53 74
								89	H	Northern Ill.	76 89	181	H	Cincinnati	58 68
								92	A	Kent St.	78 80	183	H	Cleveland St.	56 64
								92	H	Kent St.	60 70	238	A	Akron	62 58
								96	A	Buffalo	64 62	238	H	Akron	86 50
								96	H	Buffalo	50 61	241	A	Miami (OH)	61 59
												241	H	Miami (OH)	65 75
												270	A	Eastern Ky.	55 57
												283	A	Eastern Mich.	74 81
												301	N	Lafayette	69 42
												326	N	Saint Peter's	73 68
LAST 12 Division I GAMES:															
241	H	Miami (OH)	65 75	56	A	Toledo	59 74								
55	A	Ohio	68 79	117	A	Ball St.	70 91								
96	A	Buffalo	64 62	238	H	Akron	86 50								
92	H	Kent St.	60 70	92	A	Kent St.	78 80								
241	A	Miami (OH)	61 59	283	A	Eastern Mich.	74 81								
170	H	Western Mich.	53 74	117	H	Ball St.	53 75								

Non-Div I Games: Ohio Valley 82 46 Davis & Elkins 73 46 Malone 65 78

Bowling Green

Loss, Non-Conf, S Site, H Home A Away N Neutral



## Bradley

Through Games Of March 5, 2017

Average RPI Win:	250	WON-LOST	WINNING	LAST 10	STRENGTH OF	OPP. STRENGTH	TEAM	ADJ.	CONF.	ADJ CONF.
Average RPI Loss:	135	RECORD	PCT. RANK	GAMES	SCHEDULE	OF SCHEDULE	RPI	RPI	RPI	RPI
DIV. I ONLY	10- 18	255	5- 5	163	193	235	235	16	16	
DIV. I NON-CONF.	3- 7	250	0- 0	106	225	201	201	14	14	
TOTALS	RPI 1-25	RPI 26-50	W-L RECORDS	RPI 51-100	RPI 101-150	RPI 150+				
10- 18	0- 0	0- 5	OVERALL	0- 4	1- 0	9- 9				
6- 7	0- 0	0- 3	HOME	0- 2	1- 0	5- 2				
4- 11	0- 0	0- 2	AWAY	0- 2	0- 0	4- 7				
0- 0	0- 0	0- 0	NEUTRAL	0- 0	0- 0	0- 0				
3- 7	0- 0	0- 1	NON-CONFERENCE	0- 4	1- 0	2- 2				
1- 3	0- 0	0- 1	HOME	0- 2	1- 0	0- 0				
2- 4	0- 0	0- 0	AWAY	0- 2	0- 0	2- 2				
0- 0	0- 0	0- 0	NEUTRAL	0- 0	0- 0	0- 0				
7- 11	0- 0	0- 4	CONFERENCE	0- 0	0- 0	7- 7				
5- 4	0- 0	0- 2	HOME	0- 0	0- 0	5- 2				
2- 7	0- 0	0- 2	AWAY	0- 0	0- 0	2- 5				
0- 0	0- 0	0- 0	NEUTRAL	0- 0	0- 0	0- 0				

RPI S	Opponent	Score	RPI S	Opponent	Score	RPI S	Opponent	Score	RPI S	Opponent	Score	Team's RPI: 235
26	A Drake	46 98	26	H Drake	60 93	74	A Western Ill.	77 91	148	H Detroit Mercy	70 60	
28	H Green Bay	43 68	89	H Northern Ill.	51 81	92	A Kent St.	52 77	154	A Missouri St.	75 73	
48	A UNI	50 70	95	H Saint Louis	58 68	154	H Missouri St.	62 56	165	A Southern Ill.	63 69	
48	H UNI	53 72				165	H Southern Ill.	57 66	170	A Western Mich.	64 83	
						182	A Wichita St.	54 65	182	H Wichita St.	69 76	
						234	A Indiana St.	51 58	234	H Indiana St.	54 41	
						239	A Evansville	71 73	239	H Evansville	56 52	
						260	A Butler	56 58	292	A Valparaiso	67 56	
						314	A Illinois St.	63 71	314	H Illinois St.	70 59	
						319	A Ill.-Chicago	65 56	323	A Loyola Chicago	60 53	
						323	H Loyola Chicago	72 45				
LAST 12 Division I GAMES:												
314	H Illinois St.	70 59	48	A UNI	50 70							
165	A Southern Ill.	63 69	234	H Indiana St.	54 41							
239	A Evansville	71 73	323	H Loyola Chicago	72 45							
182	H Wichita St.	69 76	239	H Evansville	56 52							
154	H Missouri St.	62 56	165	H Southern Ill.	57 66							
26	A Drake	46 98	154	A Missouri St.	75 73							

Non-Div I Games: Eureka 103 59

Bradley

■ Loss, 
 ■ Non-Conf, 
 ■ S Site, 
 ■ H Home 
 ■ A Away 
 N Neutral



Average RPI Win: <b>210</b>	WON-LOST	WINNING	LAST 10	STRENGTH OF	OPP. STRENGTH	TEAM	ADJ.	CONF.	ADJ CONF.
Average RPI Loss: <b>148</b>	RECORD	PCT. RANK	GAMES	SCHEDULE	OF SCHEDULE	RPI	RPI	RPI	RPI
DIV. I ONLY	15- 11	122	5- 5	192	186	151	151	8	8
DIV. I NON-CONF.	8- 4	97	0- 0	334	334	207	207	9	9
TOTALS	RPI 1-25	RPI 26-50	W-L RECORDS	RPI 51-100	RPI 101-150	RPI 150+			
15- 11	0- 0	0- 2	OVERALL	0- 2	4- 3	11- 4			
7- 6	0- 0	0- 1	HOME	0- 1	2- 1	5- 3			
8- 5	0- 0	0- 1	AWAY	0- 1	2- 2	6- 1			
0- 0	0- 0	0- 0	NEUTRAL	0- 0	0- 0	0- 0			
8- 4	0- 0	0- 0	NON-CONFERENCE	0- 0	0- 1	8- 3			
4- 2	0- 0	0- 0	HOME	0- 0	0- 0	4- 2			
4- 2	0- 0	0- 0	AWAY	0- 0	0- 1	4- 1			
0- 0	0- 0	0- 0	NEUTRAL	0- 0	0- 0	0- 0			
7- 7	0- 0	0- 2	CONFERENCE	0- 2	4- 2	3- 1			
3- 4	0- 0	0- 1	HOME	0- 1	2- 1	1- 1			
4- 3	0- 0	0- 1	AWAY	0- 1	2- 1	2- 0			
0- 0	0- 0	0- 0	NEUTRAL	0- 0	0- 0	0- 0			

RPI 1-25				RPI 26-50				RPI 51-100				RPI 101+				Team's RPI: 151	
RPI	S	Opponent	Score	RPI	S	Opponent	Score	RPI	S	Opponent	Score	RPI	S	Opponent	Score		
				43	A	Harvard	59 69	61	A	Penn	60 86	115	A	Princeton	98 88		
				43	H	Harvard	63 66	61	H	Penn	68 71	115	H	Princeton	75 81		
												126	A	Cornell	67 46		
												126	H	Cornell	72 67		
												135	A	Yale	51 73		
												135	H	Yale	76 73		
												144	A	VCU	72 85		
												193	A	Sacred Heart	80 66		
												194	H	Providence	77 70		
												195	A	Columbia	76 59		
												195	H	Columbia	69 60		
												210	A	Binghamton	83 72		
												214	A	Dartmouth	65 62		
												214	H	Dartmouth	88 92		
												216	H	Howard	83 78		
												261	A	Bryant	67 70		
												272	A	Vermont	62 50		
												274	H	Colgate	62 67		
												277	H	Manhattan	57 58		
												302	H	Rhode Island	76 65		
												326	H	Saint Peter's	80 71		
												328	A	Morgan St.	68 51		
LAST 12 Division I GAMES:																	
				126	A	Cornell	67 46	214	A	Dartmouth	65 62						
				195	A	Columbia	76 59	43	A	Harvard	59 69						
				43	H	Harvard	63 66	195	H	Columbia	69 60						
				214	H	Dartmouth	88 92	126	H	Cornell	72 67						
				115	H	Princeton	75 81	135	A	Yale	51 73						
				61	H	Penn	68 71	135	H	Yale	76 73						

Non-Div I Games: Rhode Island Col. 90 44

Brown

■ Loss, 
 ■ Non-Conf, S Site, 
 ■ Home 
 ■ Away 
 N Neutral



Average RPI Win:	<b>298</b>	WON-LOST	WINNING	LAST 10	STRENGTH OF	OPP. STRENGTH	TEAM	ADJ.	CONF.	ADJ CONF.
Average RPI Loss:	<b>217</b>	RECORD	PCT. RANK	GAMES	SCHEDULE	OF SCHEDULE	RPI	RPI	RPI	RPI
DIV. I ONLY	<b>17- 13</b>	<b>130</b>	<b>8- 2</b>	<b>345</b>	<b>327</b>	<b>261</b>	<b>261</b>	<b>31</b>	<b>31</b>	
DIV. I NON-CONF.	<b>5- 6</b>	<b>186</b>	<b>0- 0</b>	<b>337</b>	<b>227</b>	<b>291</b>	<b>291</b>	<b>32</b>	<b>32</b>	
TOTALS	RPI 1-25	RPI 26-50	W-L RECORDS	RPI 51-100	RPI 101-150	RPI 150+				
17- 13	0- 0	0- 0	OVERALL	0- 1	0- 1	17- 11				
12- 2	0- 0	0- 0	HOME	0- 0	0- 1	12- 1				
4- 10	0- 0	0- 0	AWAY	0- 1	0- 0	4- 9				
1- 1	0- 0	0- 0	NEUTRAL	0- 0	0- 0	1- 1				
5- 6	0- 0	0- 0	NON-CONFERENCE	0- 1	0- 1	5- 4				
3- 1	0- 0	0- 0	HOME	0- 0	0- 1	3- 0				
1- 4	0- 0	0- 0	AWAY	0- 1	0- 0	1- 3				
1- 1	0- 0	0- 0	NEUTRAL	0- 0	0- 0	1- 1				
12- 7	0- 0	0- 0	CONFERENCE	0- 0	0- 0	12- 7				
9- 1	0- 0	0- 0	HOME	0- 0	0- 0	9- 1				
3- 6	0- 0	0- 0	AWAY	0- 0	0- 0	3- 6				
0- 0	0- 0	0- 0	NEUTRAL	0- 0	0- 0	0- 0				

RPI S	Opponent	Score	RPI S	Opponent	Score	RPI S	Opponent	Score	RPI S	Opponent	Score	Team's RPI: 261
						75	A New Hampshire	60 62	127	H Maine	52 77	
									151	H Brown	70 67	
									158	A Pittsburgh	60 76	
									189	A Robert Morris	46 62	
									189	H Robert Morris	62 59	
									193	A Sacred Heart	59 66	
									193	H Sacred Heart	53 65	
									194	N Providence	51 62	
									224	A Rutgers	42 50	
									242	A Saint Francis (PA)	67 79	
									242	H Saint Francis (PA)	85 70	
									272	A Vermont	63 57	
									291	A Mt. St. Mary's	53 61	
									291	H Mt. St. Mary's	59 47	
									291	H Mt. St. Mary's	78 62	
									302	N Rhode Island	62 56	
									306	A Central Conn. St.	52 53	
									306	H Central Conn. St.	70 64	
									309	A Massachusetts	62 68	
									318	H Holy Cross	76 74	
									324	A St. Francis Brooklyn	47 63	
									324	H St. Francis Brooklyn	63 54	
									336	A LIU Brooklyn	62 53	
									336	H LIU Brooklyn	57 53	
									339	A Fairleigh Dickinson	56 48	
									339	H Fairleigh Dickinson	50 48	
LAST 12 Division I GAMES:												
291	H	Mt. St. Mary's	59	47	324	H	St. Francis Brooklyn	63	54			
306	H	Central Conn. St.	70	64	291	A	Mt. St. Mary's	53	61			
341	A	Wagner	58	55	193	A	Sacred Heart	59	66			
189	H	Robert Morris	62	59	339	H	Fairleigh Dickinson	50	48			
242	H	Saint Francis (PA)	85	70	306	A	Central Conn. St.	52	53			
336	H	LIU Brooklyn	57	53	242	A	Saint Francis (PA)	67	79			

Non-Div I Games:

Bryant

■ Loss, 
 ■ Non-Conf, 
 S Site, 
 ■ Home 
 ■ Away 
 N Neutral



B  
r  
y  
a  
n  
t

RPI S Opponent Score

Bryant

Through Games Of March 5, 2017

RPI	S	Opponent	Score	
341	A	Wagner	58	55
341	H	Wagner	70	61
343	H	UMass Lowell	73	62

B  
r  
y  
a  
n  
t

Bryant



Average RPI Win: 228		WON-LOST	WINNING	LAST 10	STRENGTH OF	OPP. STRENGTH	TEAM	ADJ.	CONF.	ADJ CONF.
Average RPI Loss: 176		RECORD	PCT. RANK	GAMES	SCHEDULE	OF SCHEDULE	RPI	RPI	RPI	RPI
DIV. I ONLY		24- 5	16	8- 2	294	224	70	70	23	23
DIV. I NON-CONF.		8- 3	67	0- 0	284	94	86	86	25	25
TOTALS	RPI 1-25		RPI 26-50		W-L RECORDS		RPI 51-100		RPI 101-150	RPI 150+
24- 5	0- 0		0- 1		OVERALL		1- 0		3- 1	20- 3
13- 0	0- 0		0- 0		HOME		1- 0		1- 0	11- 0
11- 5	0- 0		0- 0		AWAY		0- 0		2- 0	9- 0
0- 0	0- 0		0- 0		NEUTRAL		0- 0		0- 0	0- 0
8- 3	0- 0		0- 1		NON-CONFERENCE		1- 0		1- 1	6- 1
4- 0	0- 0		0- 0		HOME		1- 0		0- 0	3- 0
4- 3	0- 0		0- 1		AWAY		0- 0		1- 1	3- 1
0- 0	0- 0		0- 0		NEUTRAL		0- 0		0- 0	0- 0
16- 2	0- 0		0- 0		CONFERENCE		0- 0		2- 0	14- 2
9- 0	0- 0		0- 0		HOME		0- 0		1- 0	8- 0
7- 2	0- 0		0- 0		AWAY		0- 0		1- 0	6- 2
0- 0	0- 0		0- 0		NEUTRAL		0- 0		0- 0	0- 0

[illegible]

Non-Div I Games:

Bucknell

■ Loss, ■ Non-Conf, S Site, H Home A Away N Neutral



B  
u  
c  
k  
n  
e  
l  
l

RPI S Opponent Score

Through Games Of March 5, 2017

RPI	S	Opponent	Score
320	H	NJIT	67 36

B  
u  
c  
k  
n  
e  
l  
l

Bucknell



## Buffalo

Through Games Of March 5, 2017

Average RPI Win:	196	WON-LOST	WINNING	LAST 10	STRENGTH OF	OPP. STRENGTH	TEAM	ADJ.	CONF.	ADJ CONF.
Average RPI Loss:	89	RECORD	PCT. RANK	GAMES	SCHEDULE	OF SCHEDULE	RPI	RPI	RPI	RPI
DIV. I ONLY	20- 9	70	6- 4	144	112	96	96	10	10	
DIV. I NON-CONF.	10- 1	15	0- 0	226	182	57	57	11	11	
TOTALS	RPI 1-25	RPI 26-50	W-L RECORDS	RPI 51-100	RPI 101-150	RPI 150+				
20- 9	0- 0	1- 2	OVERALL	3- 5	2- 1	14- 1				
12- 4	0- 0	1- 0	HOME	3- 2	0- 1	8- 1				
8- 4	0- 0	0- 1	AWAY	0- 3	2- 0	6- 0				
0- 1	0- 0	0- 1	NEUTRAL	0- 0	0- 0	0- 0				
10- 1	0- 0	0- 1	NON-CONFERENCE	1- 0	2- 0	7- 0				
7- 0	0- 0	0- 0	HOME	1- 0	0- 0	6- 0				
3- 0	0- 0	0- 0	AWAY	0- 0	2- 0	1- 0				
0- 1	0- 0	0- 1	NEUTRAL	0- 0	0- 0	0- 0				
10- 8	0- 0	1- 1	CONFERENCE	2- 5	0- 1	7- 1				
5- 4	0- 0	1- 0	HOME	2- 2	0- 1	2- 1				
5- 4	0- 0	0- 1	AWAY	0- 3	0- 0	5- 0				
0- 0	0- 0	0- 0	NEUTRAL	0- 0	0- 0	0- 0				

RPI S	Opponent	Score	RPI S	Opponent	Score	RPI S	Opponent	Score	RPI S	Opponent	Score
38	A Central Mich.	71 88	38	H Central Mich.	67 56	55	A Ohio	55 83	117	H Ball St.	75 89
43	N Harvard	62 74				55	H Ohio	65 54	122	A Fordham	58 54
						56	A Toledo	63 85	124	A Duquesne	71 69
						56	H Toledo	64 73	170	A Western Mich.	62 47
						89	H Northern Ill.	80 89	188	H Hofstra	74 50
						92	A Kent St.	71 80	193	H Sacred Heart	76 55
						92	H Kent St.	77 62	238	A Akron	81 55
						94	H UCF	66 65	238	H Akron	81 51
									241	A Miami (OH)	68 51
									241	H Miami (OH)	71 45
									247	H St. Bonaventure	68 47
									253	A Canisius	65 52
									258	A Bowling Green	61 50
									258	H Bowling Green	62 64
									266	H Niagara	73 63
									277	H Manhattan	73 39
									283	A Eastern Mich.	56 52
									309	H Massachusetts	61 47
LAST 12 Division I GAMES:											
92	A Kent St.	71 80	89	H Northern Ill.	80 89						
238	A Akron	81 55	92	H Kent St.	77 62						
258	H Bowling Green	62 64	56	A Toledo	63 85						
55	H Ohio	65 54	170	A Western Mich.	62 47						
238	H Akron	81 51	117	H Ball St.	75 89						
283	A Eastern Mich.	56 52	38	H Central Mich.	67 56						

Non-Div I Games:

Buffalo

■ Loss, 
 ■ Non-Conf, 
 ■ S Site, 
 ■ H Home 
 ■ A Away 
 N Neutral



Average RPI Win:	231	WON-LOST	WINNING	LAST 10	STRENGTH OF	OPP. STRENGTH	TEAM	ADJ.	CONF.	ADJ CONF.
Average RPI Loss:	94	RECORD	PCT. RANK	GAMES	SCHEDULE	OF SCHEDULE	RPI	RPI	RPI	RPI
DIV. I ONLY	6- 25	322	1- 9	72	79	260	260	7	7	
DIV. I NON-CONF.	3- 8	262	0- 0	179	138	295	295	7	7	
TOTALS	RPI 1-25	RPI 26-50	W-L RECORDS	RPI 51-100	RPI 101-150	RPI 150+				
6- 25	0- 5	0- 4	OVERALL	0- 7	0- 1	6- 8				
4- 12	0- 2	0- 2	HOME	0- 4	0- 1	4- 3				
1- 12	0- 2	0- 2	AWAY	0- 3	0- 0	1- 5				
1- 1	0- 1	0- 0	NEUTRAL	0- 0	0- 0	1- 0				
3- 8	0- 0	0- 2	NON-CONFERENCE	0- 1	0- 1	3- 4				
3- 4	0- 0	0- 1	HOME	0- 1	0- 1	3- 1				
0- 4	0- 0	0- 1	AWAY	0- 0	0- 0	0- 3				
0- 0	0- 0	0- 0	NEUTRAL	0- 0	0- 0	0- 0				
3- 17	0- 5	0- 2	CONFERENCE	0- 6	0- 0	3- 4				
1- 8	0- 2	0- 1	HOME	0- 3	0- 0	1- 2				
1- 8	0- 2	0- 1	AWAY	0- 3	0- 0	1- 2				
1- 1	0- 1	0- 0	NEUTRAL	0- 0	0- 0	1- 0				

RPI 1-25				RPI 26-50				RPI 51-100				RPI 101+ Team's RPI: 260			
RPI	S	Opponent	Score	RPI	S	Opponent	Score	RPI	S	Opponent	Score	RPI	S	Opponent	Score
17	A	DePaul	69 100	28	A	Green Bay	34 61	62	A	Villanova	58 61	117	H	Ball St.	50 74
17	H	DePaul	62 92	29	H	South Fla.	59 74	62	H	Villanova	69 70	163	A	TCU	47 73
22	A	Creighton	52 67	32	A	Marquette	53 91	64	A	St. John's (NY)	55 62	171	A	Arkansas	50 68
22	H	Creighton	53 65	32	H	Marquette	66 72	64	H	St. John's (NY)	41 62	194	A	Providence	51 68
22	N	Creighton	55 64					65	A	Georgetown	72 83	194	H	Providence	58 64
								65	H	Georgetown	52 58	198	A	Seton Hall	63 65
								94	H	UCF	59 66	198	H	Seton Hall	79 58
												202	A	Xavier	65 62
												202	H	Xavier	43 53
												202	N	Xavier	68 66
												203	H	ETSU	59 68
												212	A	Wisconsin	55 60
												234	H	Indiana St.	66 48
												235	H	Bradley	58 56
												315	H	Fort Wayne	70 64
LAST 12 Division I GAMES:															
		22	N	Creighton	55	64			17	H	DePaul	62	92		
		202	N	Xavier	68	66			32	H	Marquette	66	72		
		22	H	Creighton	53	65			202	H	Xavier	43	53		
		194	H	Providence	58	64			198	A	Seton Hall	63	65		
		62	A	Villanova	58	61			64	A	St. John's (NY)	55	62		
		65	A	Georgetown	72	83			65	H	Georgetown	52	58		

Non-Div I Games:

Butler

■ Loss, 
■ Non-Conf, 
■ S Site, 
■ H Home 
■ A Away 
N Neutral



CSU Bakersfield

Through Games Of March 5, 2017

Average RPI Win:	289	WON-LOST	WINNING	LAST 10	STRENGTH OF	OPP. STRENGTH	TEAM	ADJ.	CONF.	ADJ CONF.
Average RPI Loss:	168	RECORD	PCT. RANK	GAMES	SCHEDULE	OF SCHEDULE	RPI	RPI	RPI	RPI
DIV. I ONLY	13- 13	168	8- 2	321	257	250	250	29	29	
DIV. I NON-CONF.	3- 9	275	0- 0	306	96	315	315	29	29	
TOTALS	RPI 1-25	RPI 26-50	W-L RECORDS	RPI 51-100	RPI 101-150	RPI 150+				
13- 13	0- 1	0- 1	OVERALL	0- 2	0- 2	13- 7				
7- 6	0- 1	0- 0	HOME	0- 1	0- 1	7- 3				
6- 7	0- 0	0- 1	AWAY	0- 1	0- 1	6- 4				
0- 0	0- 0	0- 0	NEUTRAL	0- 0	0- 0	0- 0				
3- 9	0- 1	0- 1	NON-CONFERENCE	0- 2	0- 0	3- 5				
2- 4	0- 1	0- 0	HOME	0- 1	0- 0	2- 2				
1- 5	0- 0	0- 1	AWAY	0- 1	0- 0	1- 3				
0- 0	0- 0	0- 0	NEUTRAL	0- 0	0- 0	0- 0				
10- 4	0- 0	0- 0	CONFERENCE	0- 0	0- 2	10- 2				
5- 2	0- 0	0- 0	HOME	0- 0	0- 1	5- 1				
5- 2	0- 0	0- 0	AWAY	0- 0	0- 1	5- 1				
0- 0	0- 0	0- 0	NEUTRAL	0- 0	0- 0	0- 0				

RPI 1-25				RPI 26-50				RPI 51-100				RPI 101+ Team's RPI: 250			
RPI	S	Opponent	Score	RPI	S	Opponent	Score	RPI	S	Opponent	Score	RPI	S	Opponent	Score
7	H	Stanford	56 77	35	A	Oregon	62 77	53	A	California	63 86	140	A	New Mexico St.	55 69
								72	H	South Dakota	60 75	140	H	New Mexico St.	55 64
												179	H	UC Riverside	66 71
												213	A	Seattle U	47 54
												213	H	Seattle U	52 63
												222	A	UTRGV	67 61
												222	H	UTRGV	74 46
												244	A	Pacific	61 91
												246	A	Grand Canyon	80 64
												246	H	Grand Canyon	74 59
												248	H	Hawaii	58 51
												265	H	Cal Poly	57 49
												285	H	Southern Utah	59 65
												298	A	UTEP	61 74
												311	A	UMKC	65 63
												311	A	Pepperdine	57 62
												311	H	UMKC	52 33
												327	A	UC Irvine	86 66
												335	A	Utah Valley	63 59
												335	H	Utah Valley	55 39
												345	A	Chicago St.	71 67
												345	H	Chicago St.	83 48
LAST 12 Division I GAMES:															
246	A	Grand Canyon	80 64	140	A	New Mexico St.	55 69								
345	A	Chicago St.	71 67	246	H	Grand Canyon	74 59								
311	A	UMKC	65 63	311	H	UMKC	52 33								
213	H	Seattle U	52 63	345	H	Chicago St.	83 48								
335	H	Utah Valley	55 39	335	A	Utah Valley	63 59								
222	A	UTRGV	67 61	140	H	New Mexico St.	55 64								

Non-Div I Games: Stanislaus St. 78 51 Fresno Pacific 84 61

CSU Bakersfield

Loss, Non-Conf, S Site, H Home A Away N Neutral



Average RPI Win: <b>228</b>	WON-LOST	WINNING	LAST 10	STRENGTH OF	OPP. STRENGTH	TEAM	ADJ.	CONF.	ADJ CONF.
Average RPI Loss: <b>145</b>	RECORD	PCT. RANK	GAMES	SCHEDULE	OF SCHEDULE	RPI	RPI	RPI	RPI
DIV. I ONLY	17- 13	130	8- 2	191	219	157	157	24	24
DIV. I NON-CONF.	7- 7	165	0- 0	100	151	136	136	23	23
TOTALS	RPI 1-25	RPI 26-50	W-L RECORDS	RPI 51-100	RPI 101-150	RPI 150+			
17- 13	0- 2	0- 1	OVERALL	0- 3	3- 2	14- 5			
8- 7	0- 0	0- 1	HOME	0- 2	2- 1	6- 3			
9- 6	0- 2	0- 0	AWAY	0- 1	1- 1	8- 2			
0- 0	0- 0	0- 0	NEUTRAL	0- 0	0- 0	0- 0			
7- 7	0- 2	0- 1	NON-CONFERENCE	0- 1	2- 1	5- 2			
2- 5	0- 0	0- 1	HOME	0- 1	1- 1	1- 2			
5- 2	0- 2	0- 0	AWAY	0- 0	1- 0	4- 0			
0- 0	0- 0	0- 0	NEUTRAL	0- 0	0- 0	0- 0			
10- 6	0- 0	0- 0	CONFERENCE	0- 2	1- 1	9- 3			
6- 2	0- 0	0- 0	HOME	0- 1	1- 0	5- 1			
4- 4	0- 0	0- 0	AWAY	0- 1	0- 1	4- 2			
0- 0	0- 0	0- 0	NEUTRAL	0- 0	0- 0	0- 0			

RPI 1-25				RPI 26-50				RPI 51-100				RPI 101+ Team's RPI: 157			
RPI	S	Opponent	Score	RPI	S	Opponent	Score	RPI	S	Opponent	Score	RPI	S	Opponent	Score
7	A	Stanford	54 <b>88</b>	42	H	Michigan St.	59 <b>63</b>	61	H	Penn	36 <b>47</b>	116	A	St. Mary's (CA)	73 61
10	A	Washington	44 <b>101</b>					71	A	UC Davis	65 <b>81</b>	123	A	Long Beach St.	60 <b>63</b>
								71	H	UC Davis	55 <b>63</b>	123	H	Long Beach St.	63 56
												139	H	Eastern Wash.	57 <b>71</b>
												148	H	Detroit Mercy	76 67
												174	A	Fresno St.	61 57
												179	A	UC Riverside	70 67
												179	H	UC Riverside	79 70
												213	A	Seattle U	68 64
												217	H	San Diego	67 <b>76</b>
												232	A	UC Santa Barbara	62 55
												232	H	UC Santa Barbara	75 61
												233	H	Portland St.	99 72
												248	A	Hawaii	60 49
												248	H	Hawaii	67 56
												249	A	Weber St.	89 78
												265	A	Cal Poly	68 <b>79</b>
												265	H	Cal Poly	63 <b>70</b>
												285	H	Southern Utah	71 <b>77</b>
												289	A	Northern Ariz.	83 79
												327	A	UC Irvine	52 <b>77</b>
												327	H	UC Irvine	85 77
												346	A	Cal St. Fullerton	71 54
												346	H	Cal St. Fullerton	58 41
LAST 12 Division I GAMES:															
				71	H	UC Davis	55 <b>63</b>					179	A	UC Riverside	70 67
				123	A	Long Beach St.	60 <b>63</b>					232	A	UC Santa Barbara	62 55
				179	H	UC Riverside	79 70					248	H	Hawaii	67 56
				346	A	Cal St. Fullerton	71 54					123	H	Long Beach St.	63 56
				248	A	Hawaii	60 49					232	H	UC Santa Barbara	75 61
				327	H	UC Irvine	85 77					265	H	Cal Poly	63 <b>70</b>

Non-Div I Games:

CSUN

■ Loss, 
 ■ Non-Conf, 
 ■ S Site, 
 ■ H Home 
 ■ A Away 
 N Neutral



Average RPI Win:	266	WON-LOST	WINNING	LAST 10	STRENGTH OF	OPP. STRENGTH	TEAM	ADJ.	CONF.	ADJ CONF.
Average RPI Loss:	165	RECORD	PCT. RANK	GAMES	SCHEDULE	OF SCHEDULE	RPI	RPI	RPI	RPI
DIV. I ONLY	11- 17	232	4- 6	261	250	265	265	24	24	
DIV. I NON-CONF.	4- 8	230	0- 0	205	249	276	276	23	23	
TOTALS	RPI 1-25	RPI 26-50	W-L RECORDS	RPI 51-100	RPI 101-150	RPI 150+				
11- 17	0- 2	0- 0	OVERALL	0- 3	1- 3	10- 9				
8- 6	0- 0	0- 0	HOME	0- 1	1- 2	7- 3				
3- 11	0- 2	0- 0	AWAY	0- 2	0- 1	3- 6				
0- 0	0- 0	0- 0	NEUTRAL	0- 0	0- 0	0- 0				
4- 8	0- 2	0- 0	NON-CONFERENCE	0- 1	0- 2	4- 3				
4- 2	0- 0	0- 0	HOME	0- 0	0- 2	4- 0				
0- 6	0- 2	0- 0	AWAY	0- 1	0- 0	0- 3				
0- 0	0- 0	0- 0	NEUTRAL	0- 0	0- 0	0- 0				
7- 9	0- 0	0- 0	CONFERENCE	0- 2	1- 1	6- 6				
4- 4	0- 0	0- 0	HOME	0- 1	1- 0	3- 3				
3- 5	0- 0	0- 0	AWAY	0- 1	0- 1	3- 3				
0- 0	0- 0	0- 0	NEUTRAL	0- 0	0- 0	0- 0				

RPI 1-25				RPI 26-50				RPI 51-100				RPI 101+ Team's RPI: 265			
RPI	S	Opponent	Score	RPI	S	Opponent	Score	RPI	S	Opponent	Score	RPI	S	Opponent	Score
7	A	Stanford	55 83					71	A	UC Davis	75 83	116	H	St. Mary's (CA)	71 79
9	A	UCLA	64 80					71	H	UC Davis	53 61	123	A	Long Beach St.	80 83
								78	A	Montana St.	52 71	123	H	Long Beach St.	69 67
												138	H	San Francisco	67 73
												157	A	CSUN	70 63
												157	H	CSUN	79 68
												179	A	UC Riverside	59 68
												179	H	UC Riverside	69 72
												232	A	UC Santa Barbara	63 77
												232	H	UC Santa Barbara	78 67
												246	A	Grand Canyon	59 64
												248	A	Hawaii	57 66
												248	H	Hawaii	79 87
												250	A	CSU Bakersfield	49 57
												280	A	Sacramento St.	96 97
												289	H	Northern Ariz.	58 53
												299	H	North Dakota St.	73 46
												311	H	Pepperdine	62 52
												327	A	UC Irvine	78 60
												327	H	UC Irvine	71 74
												335	H	Utah Valley	77 65
												346	A	Cal St. Fullerton	69 45
												346	H	Cal St. Fullerton	73 57
LAST 12 Division I GAMES:															
232	A	UC Santa Barbara	63 77	327	A	UC Irvine	78 60								
346	H	Cal St. Fullerton	73 57	179	H	UC Riverside	69 72								
71	A	UC Davis	75 83	71	H	UC Davis	53 61								
327	H	UC Irvine	71 74	248	A	Hawaii	57 66								
123	H	Long Beach St.	69 67	157	A	CSUN	70 63								
346	A	Cal St. Fullerton	69 45	248	H	Hawaii	79 87								

Non-Div I Games:

Cal Poly

■ Loss, 
■ Non-Conf, S Site, 
■ Home 
■ Away 
N Neutral



Average RPI Win:	326	WON-LOST	WINNING	LAST 10	STRENGTH OF	OPP. STRENGTH	TEAM	ADJ.	CONF.	ADJ CONF.
Average RPI Loss:	199	RECORD	PCT. RANK	GAMES	SCHEDULE	OF SCHEDULE	RPI	RPI	RPI	RPI
DIV. I ONLY	2- 25	344	0- 10	307	256	346	346	24	24	
DIV. I NON-CONF.	1- 10	325	0- 0	326	290	346	346	23	23	
TOTALS	RPI 1-25	RPI 26-50	W-L RECORDS	RPI 51-100	RPI 101-150	RPI 150+				
2- 25	0- 0	0- 0	OVERALL	0- 3	0- 4	2- 18				
2- 12	0- 0	0- 0	HOME	0- 1	0- 2	2- 9				
0- 13	0- 0	0- 0	AWAY	0- 2	0- 2	0- 9				
0- 0	0- 0	0- 0	NEUTRAL	0- 0	0- 0	0- 0				
1- 10	0- 0	0- 0	NON-CONFERENCE	0- 1	0- 2	1- 7				
1- 5	0- 0	0- 0	HOME	0- 0	0- 1	1- 4				
0- 5	0- 0	0- 0	AWAY	0- 1	0- 1	0- 3				
0- 0	0- 0	0- 0	NEUTRAL	0- 0	0- 0	0- 0				
1- 15	0- 0	0- 0	CONFERENCE	0- 2	0- 2	1- 11				
1- 7	0- 0	0- 0	HOME	0- 1	0- 1	1- 5				
0- 8	0- 0	0- 0	AWAY	0- 1	0- 1	0- 6				
0- 0	0- 0	0- 0	NEUTRAL	0- 0	0- 0	0- 0				

RPI S	Opponent	Score	RPI S	Opponent	Score	RPI S	Opponent	Score	RPI S	Opponent	Score	Team's RPI: 346
						71	A UC Davis	39 59	123	A Long Beach St.	55 84	
						71	H UC Davis	51 70	123	H Long Beach St.	48 65	
						87	A Wyoming	26 61	139	A Eastern Wash.	67 84	
									142	H Idaho	86 88	
									157	A CSUN	41 58	
									157	H CSUN	54 71	
									179	A UC Riverside	45 68	
									179	H UC Riverside	63 75	
									195	H Columbia	46 61	
									201	H Loyola Marymount	62 77	
									217	A San Diego	50 103	
									232	A UC Santa Barbara	37 57	
									232	H UC Santa Barbara	49 56	
									233	A Portland St.	73 81	
									248	A Hawaii	50 60	
									248	H Hawaii	45 55	
									257	H San Diego St.	61 71	
									265	A Cal Poly	57 73	
									265	H Cal Poly	45 69	
									308	A Denver	58 77	
									311	H Pepperdine	58 69	
									325	H Montana	72 56	
									327	A UC Irvine	62 69	
									327	H UC Irvine	64 53	
LAST 12 Division I GAMES:												
327	A	UC Irvine	62	69	123	A	Long Beach St.	55	84			
265	A	Cal Poly	57	73	232	A	UC Santa Barbara	37	57			
248	H	Hawaii	45	55	71	A	UC Davis	39	59			
157	H	CSUN	54	71	123	H	Long Beach St.	48	65			
179	H	UC Riverside	63	75	179	A	UC Riverside	45	68			
265	H	Cal Poly	45	69	71	H	UC Davis	51	70			

Non-Div I Games: Antelope Valley 64 56 Whittier 97 49

Cal St. Fullerton

Loss, Non-Conf, S Site, H Home A Away N Neutral



# California

Through Games Of March 5, 2017

Average RPI Win:	148	WON-LOST	WINNING	LAST 10	STRENGTH OF	OPP. STRENGTH	TEAM	ADJ.	CONF.	ADJ CONF.
Average RPI Loss:	39	RECORD	PCT. RANK	GAMES	SCHEDULE	OF SCHEDULE	RPI	RPI	RPI	RPI
DIV. I ONLY	19- 13	115	4- 6	44	23	53	53	1	1	
DIV. I NON-CONF.	12- 0	1	0- 0	181	186	21	21	1	1	
TOTALS	RPI 1-25	RPI 26-50	W-L RECORDS	RPI 51-100	RPI 101-150	RPI 150+				
19- 13	2- 6	1- 3	OVERALL	2- 2	7- 2	7- 0				
10- 6	1- 2	0- 2	HOME	1- 1	3- 1	5- 0				
5- 6	0- 3	1- 1	AWAY	0- 1	3- 1	1- 0				
4- 1	1- 1	0- 0	NEUTRAL	1- 0	1- 0	1- 0				
12- 0	1- 0	0- 0	NON-CONFERENCE	0- 0	4- 0	7- 0				
7- 0	0- 0	0- 0	HOME	0- 0	2- 0	5- 0				
2- 0	0- 0	0- 0	AWAY	0- 0	1- 0	1- 0				
3- 0	1- 0	0- 0	NEUTRAL	0- 0	1- 0	1- 0				
7- 13	1- 6	1- 3	CONFERENCE	2- 2	3- 2	0- 0				
3- 6	1- 2	0- 2	HOME	1- 1	1- 1	0- 0				
3- 6	0- 3	1- 1	AWAY	0- 1	2- 1	0- 0				
1- 1	0- 1	0- 0	NEUTRAL	1- 0	0- 0	0- 0				

RPI 1-25				RPI 26-50				RPI 51-100				Team's RPI: 53	RPI 101+			
RPI	S	Opponent	Score	RPI	S	Opponent	Score	RPI	S	Opponent	Score		RPI	S	Opponent	Score
4	A	Oregon St.	56 71	34	A	Arizona St.	62 72	77	A	Utah	57 63		103	A	Washington St.	79 84
4	H	Oregon St.	56 66	34	H	Arizona St.	45 54	77	H	Utah	64 73		108	A	Colorado	65 53
4	N	Oregon St.	49 65	35	A	Oregon	55 49	90	H	Southern California	63 56		108	H	Colorado	59 64
7	A	Stanford	54 72	35	H	Oregon	66 69	90	N	Southern California	71 58		116	A	St. Mary's (CA)	74 67
7	H	Stanford	66 72										120	N	Southern Miss.	71 51
9	H	UCLA	80 77										124	H	Duquesne	86 66
10	A	Washington	67 90										134	A	Arizona	74 64
19	N	Oklahoma	82 74										134	H	Arizona	71 60



Average RPI Win:	287	WON-LOST	WINNING	LAST 10	STRENGTH OF	OPP. STRENGTH	TEAM	ADJ.	CONF.	ADJ CONF.
Average RPI Loss:	176	RECORD	PCT. RANK	GAMES	SCHEDULE	OF SCHEDULE	RPI	RPI	RPI	RPI
DIV. I ONLY	18- 8	69	6- 4	332	330	187	187	28	28	
DIV. I NON-CONF.	5- 3	122	0- 0	320	346	212	212	28	28	
TOTALS	RPI 1-25	RPI 26-50	W-L RECORDS	RPI 51-100	RPI 101-150	RPI 150+				
18- 8	0- 0	0- 0	OVERALL	0- 1	0- 3	18- 4				
8- 4	0- 0	0- 0	HOME	0- 0	0- 2	8- 2				
8- 4	0- 0	0- 0	AWAY	0- 1	0- 1	8- 2				
2- 0	0- 0	0- 0	NEUTRAL	0- 0	0- 0	2- 0				
5- 3	0- 0	0- 0	NON-CONFERENCE	0- 1	0- 1	5- 1				
1- 2	0- 0	0- 0	HOME	0- 0	0- 1	1- 1				
2- 1	0- 0	0- 0	AWAY	0- 1	0- 0	2- 0				
2- 0	0- 0	0- 0	NEUTRAL	0- 0	0- 0	2- 0				
13- 5	0- 0	0- 0	CONFERENCE	0- 0	0- 2	13- 3				
7- 2	0- 0	0- 0	HOME	0- 0	0- 1	7- 1				
6- 3	0- 0	0- 0	AWAY	0- 0	0- 1	6- 2				
0- 0	0- 0	0- 0	NEUTRAL	0- 0	0- 0	0- 0				

RPI S	Opponent	Score	RPI S	Opponent	Score	RPI S	Opponent	Score	RPI S	Opponent	Score	Team's RPI: 187
						93 A	Mercer	60 76	128 A	Radford	48 49	
									128 H	Radford	42 61	
									144 H	VCU	53 66	
									203 H	ETSU	55 56	
									221 A	High Point	69 53	
									221 H	High Point	58 33	
									227 A	Liberty	47 57	
									227 H	Liberty	52 58	
									229 A	Presbyterian	49 39	
									229 H	Presbyterian	50 42	
									240 A	UNC Asheville	61 55	
									240 H	UNC Asheville	61 60	
									256 A	Charleston So.	43 60	
									256 H	Charleston So.	54 37	
									279 A	Western Caro.	50 48	
									284 N	Ark.-Pine Bluff	51 31	
									313 A	Gardner-Webb	73 61	
									313 H	Gardner-Webb	67 56	
									316 A	USC Upstate	56 41	
									328 N	Morgan St.	62 51	
									333 H	N.C. Central	61 30	
									342 A	Winthrop	70 35	
									342 H	Winthrop	61 32	
									344 A	Longwood	66 54	
									344 H	Longwood	74 50	
LAST 12 Division I GAMES:												
			227 A	Liberty	47 57		240 H	UNC Asheville	61 60			
			128 A	Radford	48 49		256 A	Charleston So.	43 60			
			313 H	Gardner-Webb	67 56		344 H	Longwood	74 50			
			229 H	Presbyterian	50 42		227 H	Liberty	52 58			
			221 A	High Point	69 53		313 A	Gardner-Webb	73 61			
			342 A	Winthrop	70 35		221 H	High Point	58 33			

Non-Div I Games: Columbia (SC) 73 32 Saint Augustine's 69 33 St. Andrews 94 39

Campbell



## Canisius

Through Games Of March 5, 2017

Average RPI Win: <b>263</b>	WON-LOST	WINNING	LAST 10	STRENGTH OF	OPP. STRENGTH	TEAM	ADJ.	CONF.	ADJ CONF.
Average RPI Loss: <b>143</b>	RECORD	PCT. RANK	GAMES	SCHEDULE	OF SCHEDULE	RPI	RPI	RPI	RPI
DIV. I ONLY	<b>10- 21</b>	<b>267</b>	<b>4- 6</b>	<b>157</b>	<b>222</b>	<b>253</b>	<b>253</b>	<b>18</b>	<b>18</b>
DIV. I NON-CONF.	<b>1- 8</b>	<b>314</b>	<b>0- 0</b>	<b>92</b>	<b>264</b>	<b>273</b>	<b>273</b>	<b>17</b>	<b>17</b>
TOTALS	RPI 1-25	RPI 26-50	W-L RECORDS	RPI 51-100	RPI 101-150	RPI 150+			
10- 21	0- 1	0- 3	OVERALL	0- 1	0- 6	10- 10			
5- 9	0- 0	0- 1	HOME	0- 1	0- 3	5- 4			
4- 11	0- 1	0- 1	AWAY	0- 0	0- 3	4- 6			
1- 1	0- 0	0- 1	NEUTRAL	0- 0	0- 0	1- 0			
1- 8	0- 1	0- 0	NON-CONFERENCE	0- 1	0- 2	1- 4			
0- 4	0- 0	0- 0	HOME	0- 1	0- 1	0- 2			
1- 4	0- 1	0- 0	AWAY	0- 0	0- 1	1- 2			
0- 0	0- 0	0- 0	NEUTRAL	0- 0	0- 0	0- 0			
9- 13	0- 0	0- 3	CONFERENCE	0- 0	0- 4	9- 6			
5- 5	0- 0	0- 1	HOME	0- 0	0- 2	5- 2			
3- 7	0- 0	0- 1	AWAY	0- 0	0- 2	3- 4			
1- 1	0- 0	0- 1	NEUTRAL	0- 0	0- 0	1- 0			

RPI 1-25			RPI 26-50			RPI 51-100			RPI 101+ Team's RPI: 253		
RPI	S	Opponent	Score	RPI	S	Opponent	Score	RPI	S	Opponent	Score
25	A	Ohio St.	56 <b>89</b>	39	A	Quinnipiac	49 <b>62</b>	96	H	Buffalo	52 <b>65</b>
				39	H	Quinnipiac	53 <b>64</b>				
				39	N	Quinnipiac	58 <b>63</b>				
LAST 12 Division I GAMES:											
				39	N	Quinnipiac	58 <b>63</b>	105	A	Rider	50 <b>61</b>
				266	N	Niagara	80 74	266	H	Niagara	52 41
				39	A	Quinnipiac	49 <b>62</b>	146	H	Iona	45 <b>58</b>
				159	A	Fairfield	48 <b>57</b>	277	H	Manhattan	58 48
				176	H	Siena	67 <b>77</b>	230	A	Marist	60 <b>67</b>
				326	H	Saint Peter's	61 56	176	A	Siena	42 <b>67</b>
								266	H	Niagara	52 41
								266	N	Niagara	80 74
								277	A	Manhattan	62 57
								277	H	Manhattan	58 48
								326	A	Saint Peter's	59 54
								326	H	Saint Peter's	61 56

Non-Div I Games:

Canisius

■ Loss, 
 ■ Non-Conf, 
 ■ S Site, 
 ■ H Home 
 ■ A Away 
 N Neutral



## Central Ark.

Through Games Of March 5, 2017

Average RPI Win:	264	WON-LOST	WINNING	LAST 10	STRENGTH OF	OPP. STRENGTH	TEAM	ADJ.	CONF.	ADJ CONF.
Average RPI Loss:	91	RECORD	PCT. RANK	GAMES	SCHEDULE	OF SCHEDULE	RPI	RPI	RPI	RPI
DIV. I ONLY	20- 4	13	10- 0	314	277	98	98	27	27	
DIV. I NON-CONF.	4- 2	97	0- 0	288	57	103	103	27	27	
TOTALS	RPI 1-25	RPI 26-50	W-L RECORDS	RPI 51-100	RPI 101-150	RPI 150+				
20- 4	0- 1	0- 0	OVERALL	2- 1	1- 2	17- 0				
9- 1	0- 0	0- 0	HOME	1- 0	1- 1	7- 0				
9- 3	0- 0	0- 0	AWAY	1- 1	0- 0	8- 0				
2- 0	0- 0	0- 0	NEUTRAL	0- 0	0- 0	2- 0				
4- 2	0- 1	0- 0	NON-CONFERENCE	0- 1	0- 0	4- 0				
1- 0	0- 0	0- 0	HOME	0- 0	0- 0	1- 0				
1- 2	0- 1	0- 0	AWAY	0- 1	0- 0	1- 0				
2- 0	0- 0	0- 0	NEUTRAL	0- 0	0- 0	2- 0				
16- 2	0- 0	0- 0	CONFERENCE	2- 0	1- 2	13- 0				
8- 1	0- 0	0- 0	HOME	1- 0	1- 1	6- 0				
8- 1	0- 0	0- 0	AWAY	1- 0	0- 1	7- 0				
0- 0	0- 0	0- 0	NEUTRAL	0- 0	0- 0	0- 0				

RPI 1-25				RPI 26-50				RPI 51-100 Team's RPI: 98				RPI 101+			
RPI	S	Opponent	Score	RPI	S	Opponent	Score	RPI	S	Opponent	Score	RPI	S	Opponent	Score
23	A	Texas A&M	49 74					99	A	SFA	67 63	107	A	Abilene Christian	76 83
								99	H	SFA	70 58	107	H	Abilene Christian	80 70
								100	A	Texas Tech	45 79	133	H	Lamar University	56 70
												173	N	Houston	69 55
												220	A	New Orleans	55 51
												227	N	Liberty	61 41
												287	A	A&M-Corpus Christi	49 41
												288	A	McNeese	72 49
												288	H	McNeese	67 52
												290	A	Nicholls St.	61 52
												293	A	Northwestern St.	62 51
												293	H	Northwestern St.	76 43
												304	A	Alcorn	71 57
												304	H	Alcorn	59 45
												329	A	Southeastern La.	78 64
												329	H	Southeastern La.	77 55
												332	H	Incarinate Word	63 50
												338	A	Houston Baptist	80 49
												338	H	Houston Baptist	83 39
												340	H	Sam Houston St.	75 48
LAST 12 Division I GAMES:															
293	A	Northwestern St.	62 51	107	H	Abilene Christian	80 70								
99	H	SFA	70 58	329	H	Southeastern La.	77 55								
329	A	Southeastern La.	78 64	288	A	McNeese	72 49								
338	H	Houston Baptist	83 39	332	H	Incarinate Word	63 50								
340	H	Sam Houston St.	75 48	99	A	SFA	67 63								
290	A	Nicholls St.	61 52	220	A	New Orleans	55 51								

Non-Div I Games: Crowley's Ridge 102 31 Williams Baptist 82 32 Central Baptist 94 47 Hendrix 71 39  
Central Ark.

Loss, Non-Conf, S Site, H Home A Away N Neutral



Average RPI Win:	297	WON-LOST	WINNING	LAST 10	STRENGTH OF	OPP. STRENGTH	TEAM	ADJ.	CONF.	ADJ CONF.
Average RPI Loss:	215	RECORD	PCT. RANK	GAMES	SCHEDULE	OF SCHEDULE	RPI	RPI	RPI	RPI
DIV. I ONLY	11- 19	249	3- 7	325	319	306	306	31	31	
DIV. I NON-CONF.	1- 10	325	0- 0	291	144	344	344	32	32	
TOTALS	RPI 1-25	RPI 26-50	W-L RECORDS	RPI 51-100	RPI 101-150	RPI 150+				
11- 19	0- 0	0- 1	OVERALL	0- 1	0- 1	11- 16				
7- 5	0- 0	0- 0	HOME	0- 0	0- 0	7- 5				
4- 13	0- 0	0- 1	AWAY	0- 1	0- 1	4- 10				
0- 1	0- 0	0- 0	NEUTRAL	0- 0	0- 0	0- 1				
1- 10	0- 0	0- 1	NON-CONFERENCE	0- 1	0- 1	1- 7				
1- 2	0- 0	0- 0	HOME	0- 0	0- 0	1- 2				
0- 7	0- 0	0- 1	AWAY	0- 1	0- 1	0- 4				
0- 1	0- 0	0- 0	NEUTRAL	0- 0	0- 0	0- 1				
10- 9	0- 0	0- 0	CONFERENCE	0- 0	0- 0	10- 9				
6- 3	0- 0	0- 0	HOME	0- 0	0- 0	6- 3				
4- 6	0- 0	0- 0	AWAY	0- 0	0- 0	4- 6				
0- 0	0- 0	0- 0	NEUTRAL	0- 0	0- 0	0- 0				

RPI 1-25				RPI 26-50				RPI 51-100				RPI 101+				Team's RPI: 306
RPI	S	Opponent	Score	RPI	S	Opponent	Score	RPI	S	Opponent	Score	RPI	S	Opponent	Score	
				30	A	Syracuse	63 95					106	A	Virginia Tech	47 81	
												175	A	Boston College	46 66	
												184	H	Hartford	58 68	
												189	A	Robert Morris	46 55	
												189	H	Robert Morris	39 62	
												193	A	Sacred Heart	61 82	
												193	H	Sacred Heart	67 50	
												198	A	Seton Hall	70 78	
												214	A	Dartmouth	51 61	
												242	A	Saint Francis (PA)	81 87	
												242	A	Saint Francis (PA)	65 57	
												242	H	Saint Francis (PA)	70 72	
												257	N	San Diego St.	62 80	
												261	A	Bryant	64 70	
												261	H	Bryant	53 52	
												262	H	Stony Brook	59 64	
												272	H	Vermont	78 76	
												291	A	Mt. St. Mary's	66 81	
												291	H	Mt. St. Mary's	68 58	
												309	A	Massachusetts	37 76	
LAST 12 Division I GAMES:																
				242	A	Saint Francis (PA)	65 57					193	A	Sacred Heart	61 82	
				261	A	Bryant	64 70					341	A	Wagner	83 71	
				324	H	St. Francis Brooklyn	71 44					291	A	Mt. St. Mary's	66 81	
				242	H	Saint Francis (PA)	70 72					336	H	LIU Brooklyn	62 68	
				189	H	Robert Morris	39 62					261	H	Bryant	53 52	
				339	A	Fairleigh Dickinson	64 77					189	A	Robert Morris	46 55	

Non-Div I Games:

Central Conn. St.

■ Loss, 
 ■ Non-Conf, 
 ■ S Site, 
 ■ H Home 
 ■ A Away 
 N Neutral



RPI	S	Opponent	Score
341	A	Wagner	83 71
341	H	Wagner	66 53

Central Conn. St.



## Central Mich.

Through Games Of March 5, 2017

Average RPI Win:	187	WON-LOST	WINNING	LAST 10	STRENGTH OF	OPP. STRENGTH	TEAM	ADJ.	CONF.	ADJ CONF.
Average RPI Loss:	62	RECORD	PCT. RANK	GAMES	SCHEDULE	OF SCHEDULE	RPI	RPI	RPI	RPI
DIV. I ONLY	23- 7	36	9- 1	102	99	38	38	10	10	
DIV. I NON-CONF.	8- 4	97	0- 0	245	49	140	140	11	11	
TOTALS	RPI 1-25	RPI 26-50	W-L RECORDS	RPI 51-100	RPI 101-150	RPI 150+				
23- 7	0- 1	0- 1	OVERALL	7- 4	3- 1	13- 0				
15- 1	0- 0	0- 1	HOME	4- 0	3- 0	8- 0				
6- 6	0- 1	0- 0	AWAY	3- 4	0- 1	3- 0				
2- 0	0- 0	0- 0	NEUTRAL	0- 0	0- 0	2- 0				
8- 4	0- 1	0- 1	NON-CONFERENCE	0- 2	2- 0	6- 0				
6- 1	0- 0	0- 1	HOME	0- 0	2- 0	4- 0				
0- 3	0- 1	0- 0	AWAY	0- 2	0- 0	0- 0				
2- 0	0- 0	0- 0	NEUTRAL	0- 0	0- 0	2- 0				
15- 3	0- 0	0- 0	CONFERENCE	7- 2	1- 1	7- 0				
9- 0	0- 0	0- 0	HOME	4- 0	1- 0	4- 0				
6- 3	0- 0	0- 0	AWAY	3- 2	0- 1	3- 0				
0- 0	0- 0	0- 0	NEUTRAL	0- 0	0- 0	0- 0				

RPI 1-25				RPI 26-50				Team's RPI: 38		RPI 51-100				RPI 101+			
RPI	S	Opponent	Score	RPI	S	Opponent	Score		RPI	S	Opponent	Score	RPI	S	Opponent	Score	
2	A	Notre Dame	47 107	27	H	Elon	57 71		54	A	Purdue	51 62	109	H	Saint Joseph's	73 71	
									55	A	Ohio	70 64	117	A	Ball St.	73 81	
									55	H	Ohio	64 59	117	H	Ball St.	101 92	
									56	A	Toledo	72 74	149	H	Oakland	70 67	
									56	H	Toledo	72 61	170	A	Western Mich.	94 73	
									81	A	Middle Tenn.	69 79	170	H	Western Mich.	94 83	
									89	A	Northern Ill.	109 94	205	H	Illinois	82 51	
									89	H	Northern Ill.	109 86	238	H	Akron	89 62	
									92	A	Kent St.	91 78	241	H	Miami (OH)	80 61	
									96	A	Buffalo	56 67	258	A	Bowling Green	76 65	
									96	H	Buffalo	88 71	259	H	Furman	81 71	
													283	A	Eastern Mich.	104 63	
													283	H	Eastern Mich.	71 48	
													299	N	North Dakota St.	77 55	
													319	H	Ill.-Chicago	77 55	
													323	H	Loyola Chicago	95 57	
													335	N	Utah Valley	71 62	
LAST 12 Division I GAMES:																	
283	H	Eastern Mich.	71 48	170	H	Western Mich.	94 83										
170	A	Western Mich.	94 73	89	A	Northern Ill.	109 94										
117	A	Ball St.	73 81	283	A	Eastern Mich.	104 63										
89	H	Northern Ill.	109 86	55	H	Ohio	64 59										
56	H	Toledo	72 61	56	A	Toledo	72 74										
55	A	Ohio	70 64	96	A	Buffalo	56 67										

Non-Div I Games:

Central Mich.

■ Loss, 
 ■ Non-Conf, 
 ■ S Site, 
 ■ Home 
 ■ A Away 
 N Neutral



Charleston So.

Through Games Of March 5, 2017

Average RPI Win:	277	WON-LOST	WINNING	LAST 10	STRENGTH OF	OPP. STRENGTH	TEAM	ADJ.	CONF.	ADJ CONF.
Average RPI Loss:	195	RECORD	PCT. RANK	GAMES	SCHEDULE	OF SCHEDULE	RPI	RPI	RPI	RPI
DIV. I ONLY	14- 12	152	6- 4	341	302	256	256	28	28	
DIV. I NON-CONF.	3- 5	223	0- 0	343	184	322	322	28	28	
TOTALS	RPI 1-25	RPI 26-50	W-L RECORDS	RPI 51-100	RPI 101-150	RPI 150+				
14- 12	0- 0	0- 1	OVERALL	0- 0	1- 2	13- 9				
9- 4	0- 0	0- 0	HOME	0- 0	1- 0	8- 4				
5- 8	0- 0	0- 1	AWAY	0- 0	0- 2	5- 5				
0- 0	0- 0	0- 0	NEUTRAL	0- 0	0- 0	0- 0				
3- 5	0- 0	0- 1	NON-CONFERENCE	0- 0	0- 1	3- 3				
2- 2	0- 0	0- 0	HOME	0- 0	0- 0	2- 2				
1- 3	0- 0	0- 1	AWAY	0- 0	0- 1	1- 1				
0- 0	0- 0	0- 0	NEUTRAL	0- 0	0- 0	0- 0				
11- 7	0- 0	0- 0	CONFERENCE	0- 0	1- 1	10- 6				
7- 2	0- 0	0- 0	HOME	0- 0	1- 0	6- 2				
4- 5	0- 0	0- 0	AWAY	0- 0	0- 1	4- 4				
0- 0	0- 0	0- 0	NEUTRAL	0- 0	0- 0	0- 0				

RPI 1-25				RPI 26-50				RPI 51-100				RPI 101+ Team's RPI: 256			
RPI	S	Opponent	Score	RPI	S	Opponent	Score	RPI	S	Opponent	Score	RPI	S	Opponent	Score
				47	A	West Virginia	38 88					119	A	North Carolina	77 93
												128	A	Radford	59 67
												128	H	Radford	57 45
												187	A	Campbell	37 54
												187	H	Campbell	60 43
												204	H	Col. of Charleston	76 79
												221	A	High Point	74 68
												221	H	High Point	62 64
												227	A	Liberty	56 67
												227	H	Liberty	72 81
												229	A	Presbyterian	48 50
												229	H	Presbyterian	52 34
												231	H	Ga. Southern	55 54
												237	H	Wofford	45 59
												240	A	UNC Asheville	47 56
												240	H	UNC Asheville	73 66
												279	A	Western Caro.	53 58
												297	A	Lipscomb	67 52
												313	A	Gardner-Webb	51 48
												313	H	Gardner-Webb	64 57
												342	A	Winthrop	70 58
												342	H	Winthrop	71 52
												344	A	Longwood	62 47
												344	H	Longwood	71 63
												348	H	South Carolina St.	67 62
LAST 12 Division I GAMES:															
				342	A	Winthrop	70 58					128	A	Radford	59 67
				313	A	Gardner-Webb	51 48					187	H	Campbell	60 43
				344	H	Longwood	71 63					229	H	Presbyterian	52 34
				221	H	High Point	62 64					240	A	UNC Asheville	47 56
				227	A	Liberty	56 67					344	A	Longwood	62 47
				240	H	UNC Asheville	73 66					313	H	Gardner-Webb	64 57

Non-Div I Games: Southern Wesleyan 80 57 Montreat 79 50 Paine 75 67

Charleston So.

Loss, Non-Conf, S Site, H Home A Away N Neutral



Average RPI Win:	208	WON-LOST	WINNING	LAST 10	STRENGTH OF	OPP. STRENGTH	TEAM	ADJ.	CONF.	ADJ CONF.
Average RPI Loss:	99	RECORD	PCT. RANK	GAMES	SCHEDULE	OF SCHEDULE	RPI	RPI	RPI	RPI
DIV. I ONLY	20- 9	70	5- 5	209	101	113	113	14	14	
DIV. I NON-CONF.	8- 3	67	0- 0	295	31	114	114	16	16	
TOTALS	RPI 1-25	RPI 26-50	W-L RECORDS	RPI 51-100	RPI 101-150	RPI 150+				
20- 9	0- 1	1- 1	OVERALL	0- 3	3- 2	16- 2				
10- 4	0- 0	1- 0	HOME	0- 1	0- 1	9- 2				
10- 3	0- 1	0- 1	AWAY	0- 0	3- 1	7- 0				
0- 2	0- 0	0- 0	NEUTRAL	0- 2	0- 0	0- 0				
8- 3	0- 1	0- 0	NON-CONFERENCE	0- 2	1- 0	7- 0				
5- 0	0- 0	0- 0	HOME	0- 0	0- 0	5- 0				
3- 1	0- 1	0- 0	AWAY	0- 0	1- 0	2- 0				
0- 2	0- 0	0- 0	NEUTRAL	0- 2	0- 0	0- 0				
12- 6	0- 0	1- 1	CONFERENCE	0- 1	2- 2	9- 2				
5- 4	0- 0	1- 0	HOME	0- 1	0- 1	4- 2				
7- 2	0- 0	0- 1	AWAY	0- 0	2- 1	5- 0				
0- 0	0- 0	0- 0	NEUTRAL	0- 0	0- 0	0- 0				

RPI	S	Opponent	Score	RPI	S	Opponent	Score	RPI	S	Opponent	Score	RPI	S	Opponent	Score	Team's RPI: 113
15	A	Miami (FL)	46 80	40	A	Western Ky.	74 75	67	N	Boise St.	65 68	120	A	Southern Miss.	78 61	
				40	H	Western Ky.	89 85	77	N	Utah	68 81	124	A	Duquesne	77 63	
								81	H	Middle Tenn.	81 83	131	A	Old Dominion	86 75	
												131	H	Old Dominion	70 72	
												145	A	Louisiana Tech	54 80	
												158	A	Pittsburgh	70 63	
												161	A	Rice	69 51	
												161	H	Rice	52 55	
												166	H	East Carolina	79 64	
												172	H	UAB	81 88	
												178	H	UTSA	78 67	
												196	A	North Texas	78 63	
												196	H	North Texas	66 49	
												204	A	Col. of Charleston	62 49	
												212	H	Wisconsin	63 48	
												229	H	Presbyterian	71 63	
												243	A	Marshall	89 75	
												243	H	Marshall	93 77	
												278	H	Davidson	93 79	
												298	H	UTEP	84 74	
												307	A	FIU	101 54	
												337	A	Fla. Atlantic	72 66	
												344	H	Longwood	66 41	
LAST 12 Division I GAMES:																
298	H	UTEP	84 74	172	H	UAB	81 88									
178	H	UTSA	78 67	307	A	FIU	101 54									
243	A	Marshall	89 75	337	A	Fla. Atlantic	72 66									
40	A	Western Ky.	74 75	161	H	Rice	52 55									
131	H	Old Dominion	70 72	196	H	North Texas	66 49									
81	H	Middle Tenn.	81 83	131	A	Old Dominion	86 75									

Non-Div I Games:

Charlotte

■ Loss, 
■ Non-Conf, S Site, 
■ Home 
■ Away 
N Neutral



## Chattanooga

Through Games Of March 5, 2017

Average RPI Win:	212	WON-LOST	WINNING	LAST 10	STRENGTH OF	OPP. STRENGTH	TEAM	ADJ.	CONF.	ADJ CONF.
Average RPI Loss:	87	RECORD	PCT. RANK	GAMES	SCHEDULE	OF SCHEDULE	RPI	RPI	RPI	RPI
DIV. I ONLY	21- 10	82	9- 1	81	123	63	63	17	17	
DIV. I NON-CONF.	6- 8	203	0- 0	48	17	104	104	20	20	
TOTALS	RPI 1-25	RPI 26-50	W-L RECORDS	RPI 51-100	RPI 101-150	RPI 150+				
21- 10	0- 3	0- 2	OVERALL	3- 1	1- 2	17- 2				
8- 4	0- 1	0- 2	HOME	1- 1	1- 0	6- 0				
8- 5	0- 2	0- 0	AWAY	1- 0	0- 1	7- 2				
5- 1	0- 0	0- 0	NEUTRAL	1- 0	0- 1	4- 0				
6- 8	0- 3	0- 2	NON-CONFERENCE	0- 1	1- 2	5- 0				
1- 4	0- 1	0- 2	HOME	0- 1	1- 0	0- 0				
3- 3	0- 2	0- 0	AWAY	0- 0	0- 1	3- 0				
2- 1	0- 0	0- 0	NEUTRAL	0- 0	0- 1	2- 0				
15- 2	0- 0	0- 0	CONFERENCE	3- 0	0- 0	12- 2				
7- 0	0- 0	0- 0	HOME	1- 0	0- 0	6- 0				
5- 2	0- 0	0- 0	AWAY	1- 0	0- 0	4- 2				
3- 0	0- 0	0- 0	NEUTRAL	1- 0	0- 0	2- 0				

RPI S	Opponent	Score	RPI S	Opponent	Score	RPI S	Opponent	Score	RPI S	Opponent	Score
1	A UConn	43 80	28	H Green Bay	55 71	86	H Florida	61 72	102	H Stetson	66 55
2	H Notre Dame	58 79	50	H Indiana	76 79	93	A Mercer	74 56	104	A FGCU	55 68
11	A Louisville	47 63				93	H Mercer	70 50	127	N Maine	39 49
						93	N Mercer	61 59	200	A UNCG	72 75
									200	H UNCG	58 55
									200	N UNCG	75 53
									203	A ETSU	70 62
									203	H ETSU	60 45
									219	A UT Martin	80 60
									224	A Rutgers	66 53
									228	A Samford	77 61
									228	H Samford	51 45
									229	A Presbyterian	56 48
									237	A Wofford	71 61
									237	H Wofford	76 56
									258	N Bowling Green	54 49
									259	A Furman	48 65
									259	H Furman	66 43
									279	A Western Caro.	60 48
									279	H Western Caro.	67 46
									279	N Western Caro.	85 41
									301	N Lafayette	68 43
LAST 12 Division I GAMES:											
			93	N Mercer	61 59	200	A UNCG	72 75			
			200	N UNCG	75 53	203	A ETSU	70 62			
			279	N Western Caro.	85 41	228	H Samford	51 45			
			237	H Wofford	76 56	93	H Mercer	70 50			
			259	H Furman	66 43	259	A Furman	48 65			
			279	A Western Caro.	60 48	237	A Wofford	71 61			

Non-Div I Games:

Chattanooga

■ Loss, 
■ Non-Conf, S Site, 
■ Home 
■ Away 
N Neutral



Average RPI Win:	0	WON-LOST	WINNING	LAST 10	STRENGTH OF	OPP. STRENGTH	TEAM	ADJ.	CONF.	ADJ CONF.
Average RPI Loss:	204	RECORD	PCT. RANK	GAMES	SCHEDULE	OF SCHEDULE	RPI	RPI	RPI	RPI
DIV. I ONLY	0- 28	348	0- 10	172	321	345	345	29	29	
DIV. I NON-CONF.	0- 14	335	0- 0	89	301	319	319	29	29	
TOTALS	RPI 1-25	RPI 26-50	W-L RECORDS	RPI 51-100	RPI 101-150	RPI 150+				
0- 28	0- 1	0- 0	OVERALL	0- 3	0- 6	0- 18				
0- 13	0- 0	0- 0	HOME	0- 1	0- 3	0- 9				
0- 15	0- 1	0- 0	AWAY	0- 2	0- 3	0- 9				
0- 0	0- 0	0- 0	NEUTRAL	0- 0	0- 0	0- 0				
0- 14	0- 1	0- 0	NON-CONFERENCE	0- 3	0- 4	0- 6				
0- 6	0- 0	0- 0	HOME	0- 1	0- 2	0- 3				
0- 8	0- 1	0- 0	AWAY	0- 2	0- 2	0- 3				
0- 0	0- 0	0- 0	NEUTRAL	0- 0	0- 0	0- 0				
0- 14	0- 0	0- 0	CONFERENCE	0- 0	0- 2	0- 12				
0- 7	0- 0	0- 0	HOME	0- 0	0- 1	0- 6				
0- 7	0- 0	0- 0	AWAY	0- 0	0- 1	0- 6				
0- 0	0- 0	0- 0	NEUTRAL	0- 0	0- 0	0- 0				

RPI S	Opponent	Score	RPI S	Opponent	Score	RPI S	Opponent	Score	RPI S	Opponent	Score	Team's RPI: 345
20	A Kansas St.	33 83				68	A Northwestern	42 75	117	A Ball St.	53 88	
						74	H Western Ill.	50 54	137	H Wright St.	65 71	
						89	A Northern Ill.	85 94	140	A New Mexico St.	63 100	
									140	H New Mexico St.	54 65	
									147	A Milwaukee	49 71	
									149	H Oakland	60 80	
									170	H Western Mich.	51 64	
									180	A Morehead St.	55 63	
									181	A Cincinnati	53 81	
									213	A Seattle U	53 82	
									213	H Seattle U	51 64	
									222	A UTRGV	43 71	
									222	H UTRGV	46 57	
									246	A Grand Canyon	39 57	
									246	H Grand Canyon	62 73	
									250	A CSU Bakersfield	48 83	
									250	H CSU Bakersfield	67 71	
									292	H Valparaiso	51 53	
									311	A UMKC	53 62	
									311	H UMKC	55 71	
									320	H NJIT	42 57	
									323	A Loyola Chicago	54 59	
									335	A Utah Valley	54 73	
									335	H Utah Valley	59 62	
LAST 12 Division I GAMES:												
311	H UMKC	55 71	140	H New Mexico St.	54 65							
250	H CSU Bakersfield	67 71	246	A Grand Canyon	39 57							
246	H Grand Canyon	62 73	250	A CSU Bakersfield	48 83							
311	A UMKC	53 62	222	H UTRGV	46 57							
335	A Utah Valley	54 73	213	H Seattle U	51 64							
213	A Seattle U	53 82	335	H Utah Valley	59 62							

Non-Div I Games:

Chicago St.



Average RPI Win:	215	WON-LOST	WINNING	LAST 10	STRENGTH OF	OPP. STRENGTH	TEAM	ADJ.	CONF.	ADJ CONF.
Average RPI Loss:	101	RECORD	PCT. RANK	GAMES	SCHEDULE	OF SCHEDULE	RPI	RPI	RPI	RPI
DIV. I ONLY	15- 14	164	2- 8	217	82	181	181	5	5	
DIV. I NON-CONF.	8- 4	97	0- 0	332	266	222	222	5	5	
TOTALS	RPI 1-25	RPI 26-50	W-L RECORDS	RPI 51-100	RPI 101-150	RPI 150+				
15- 14	0- 3	0- 1	OVERALL	1- 4	1- 2	13- 4				
10- 6	0- 1	0- 0	HOME	1- 2	1- 1	8- 2				
5- 7	0- 2	0- 1	AWAY	0- 2	0- 1	5- 1				
0- 1	0- 0	0- 0	NEUTRAL	0- 0	0- 0	0- 1				
8- 4	0- 1	0- 0	NON-CONFERENCE	0- 1	0- 0	8- 2				
5- 3	0- 0	0- 0	HOME	0- 1	0- 0	5- 2				
3- 1	0- 1	0- 0	AWAY	0- 0	0- 0	3- 0				
0- 0	0- 0	0- 0	NEUTRAL	0- 0	0- 0	0- 0				
7- 10	0- 2	0- 1	CONFERENCE	1- 3	1- 2	5- 2				
5- 3	0- 1	0- 0	HOME	1- 1	1- 1	3- 0				
2- 6	0- 1	0- 1	AWAY	0- 2	0- 1	2- 1				
0- 1	0- 0	0- 0	NEUTRAL	0- 0	0- 0	0- 1				

RPI	S	Opponent	Score	RPI	S	Opponent	Score	RPI	S	Opponent	Score	RPI	S	Opponent	Score	Team's RPI: 181
1	H	UConn	49 96	29	A	South Fla.	52 72	73	A	Tulane	51 62	101	A	SMU	47 64	
18	A	Temple	64 88					73	H	Tulane	68 74	101	H	SMU	67 65	
25	A	Ohio St.	38 80					84	H	Georgia	48 51	141	H	Tulsa	61 78	
								94	A	UCF	44 64	162	A	Memphis	66 59	
								94	H	UCF	63 57	162	H	Memphis	68 57	
												166	A	East Carolina	69 80	
												166	H	East Carolina	74 64	
												173	A	Houston	71 62	
												173	H	Houston	85 64	
												173	N	Houston	61 74	
												202	H	Xavier	61 72	
												216	H	Howard	66 56	
												234	H	Indiana St.	55 63	
												241	A	Miami (OH)	49 43	
												258	A	Bowling Green	68 58	
												268	A	Southeast Mo. St.	83 75	
												282	H	Tennessee Tech	60 38	
												284	H	Ark.-Pine Bluff	72 42	
												300	H	Eastern Ill.	78 64	
												345	H	Chicago St.	81 53	
LAST 12 Division I GAMES:																
173	N	Houston	61 74	173	A	Houston	71 62									
141	H	Tulsa	61 78	1	H	UConn	49 96									
18	A	Temple	64 88	29	A	South Fla.	52 72									
166	A	East Carolina	69 80	73	H	Tulane	68 74									
162	H	Memphis	68 57	94	A	UCF	44 64									
73	A	Tulane	51 62	166	H	East Carolina	74 64									

Non-Div I Games: Clarion 92 54

Cincinnati

Loss, Non-Conf, S Site, H Home A Away N Neutral



Average RPI Win:	195	WON-LOST	WINNING	LAST 10	STRENGTH OF	OPP. STRENGTH	TEAM	ADJ.	CONF.	ADJ CONF.
Average RPI Loss:	41	RECORD	PCT. RANK	GAMES	SCHEDULE	OF SCHEDULE	RPI	RPI	RPI	RPI
DIV. I ONLY	15- 16	175	4- 6	45	55	111	111	3	3	
DIV. I NON-CONF.	11- 2	23	0- 0	180	282	70	70	4	4	
TOTALS	RPI 1-25	RPI 26-50	W-L RECORDS	RPI 51-100	RPI 101-150	RPI 150+				
15- 16	0- 8	0- 3	OVERALL	1- 3	5- 1	9- 1				
9- 7	0- 3	0- 2	HOME	1- 1	3- 1	5- 0				
3- 8	0- 4	0- 1	AWAY	0- 2	0- 0	3- 1				
3- 1	0- 1	0- 0	NEUTRAL	0- 0	2- 0	1- 0				
11- 2	0- 1	0- 1	NON-CONFERENCE	0- 0	3- 0	8- 0				
7- 1	0- 0	0- 1	HOME	0- 0	2- 0	5- 0				
2- 1	0- 1	0- 0	AWAY	0- 0	0- 0	2- 0				
2- 0	0- 0	0- 0	NEUTRAL	0- 0	1- 0	1- 0				
4- 14	0- 7	0- 2	CONFERENCE	1- 3	2- 1	1- 1				
2- 6	0- 3	0- 1	HOME	1- 1	1- 1	0- 0				
1- 7	0- 3	0- 1	AWAY	0- 2	0- 0	1- 1				
1- 1	0- 1	0- 0	NEUTRAL	0- 0	1- 0	0- 0				

RPI	S	Opponent	Score	RPI	S	Opponent	Score	RPI	S	Opponent	Score	RPI	S	Opponent	Score	Team's RPI: 111
2	H	Notre Dame	80 <b>84</b>	30	H	Syracuse	62 <b>88</b>	51	H	Virginia	37 <b>69</b>	106	H	Virginia Tech	69 <b>78</b>	
3	A	South Carolina	61 <b>83</b>	35	H	Oregon	59 <b>87</b>	58	A	Georgia Tech	58 <b>72</b>	106	N	Virginia Tech	67 66	
8	A	Duke	37 <b>65</b>	37	A	North Carolina St.	53 <b>65</b>	58	H	Georgia Tech	62 61	119	H	North Carolina	78 67	
11	H	Louisville	46 <b>60</b>					88	A	Wake Forest	56 <b>68</b>	127	H	Maine	69 61	
11	N	Louisville	46 <b>68</b>									137	N	Wright St.	75 51	
12	A	Florida St.	47 <b>80</b>									145	H	Louisiana Tech	78 67	
12	H	Florida St.	27 <b>86</b>									158	A	Pittsburgh	54 46	
15	A	Miami (FL)	57 <b>81</b>									175	A	Boston College	48 <b>60</b>	
												177	H	Bethune-Cookman	59 38	
												215	A	Monmouth	60 47	
												231	H	Ga. Southern	58 47	
												245	H	Coastal Caro.	64 57	
												251	A	Jacksonville St.	69 63	
												279	H	Western Caro.	78 63	
												323	N	Loyola Chicago	61 40	
												348	H	South Carolina St.	56 36	
LAST 12 Division I GAMES:																
		11 N Louisville	46 <b>68</b>			158 A Pittsburgh	54 46									
		106 N Virginia Tech	67 66			119 H North Carolina	78 67									
		58 A Georgia Tech	58 <b>72</b>			8 A Duke	37 <b>65</b>									
		12 A Florida St.	47 <b>80</b>			58 H Georgia Tech	62 61									
		2 H Notre Dame	80 <b>84</b>			11 H Louisville	46 <b>60</b>									
		15 A Miami (FL)	57 <b>81</b>			37 A North Carolina St.	53 <b>65</b>									

Non-Div I Games:

Clemson

■ Loss, 
 ■ Non-Conf, S Site, 
 ■ Home 
 ■ Away 
 N Neutral



## Cleveland St.

Through Games Of March 5, 2017

Average RPI Win:	266	WON-LOST	WINNING	LAST 10	STRENGTH OF	OPP. STRENGTH	TEAM	ADJ.	CONF.	ADJ CONF.
Average RPI Loss:	129	RECORD	PCT. RANK	GAMES	SCHEDULE	OF SCHEDULE	RPI	RPI	RPI	RPI
DIV. I ONLY	13- 15	199	4- 6	161	251	183	183	19	19	
DIV. I NON-CONF.	4- 5	198	0- 0	137	259	146	146	21	21	
TOTALS	RPI 1-25	RPI 26-50	W-L RECORDS	RPI 51-100	RPI 101-150	RPI 150+				
13- 15	0- 1	0- 2	OVERALL	0- 2	2- 8	11- 2				
5- 6	0- 0	0- 1	HOME	0- 1	1- 3	4- 1				
7- 8	0- 1	0- 1	AWAY	0- 1	1- 4	6- 1				
1- 1	0- 0	0- 0	NEUTRAL	0- 0	0- 1	1- 0				
4- 5	0- 1	0- 0	NON-CONFERENCE	0- 2	0- 1	4- 1				
0- 2	0- 0	0- 0	HOME	0- 1	0- 0	0- 1				
3- 3	0- 1	0- 0	AWAY	0- 1	0- 1	3- 0				
1- 0	0- 0	0- 0	NEUTRAL	0- 0	0- 0	1- 0				
9- 10	0- 0	0- 2	CONFERENCE	0- 0	2- 7	7- 1				
5- 4	0- 0	0- 1	HOME	0- 0	1- 3	4- 0				
4- 5	0- 0	0- 1	AWAY	0- 0	1- 3	3- 1				
0- 1	0- 0	0- 0	NEUTRAL	0- 0	0- 1	0- 0				

RPI 1-25				RPI 26-50				RPI 51-100				RPI 101+ Team's RPI: 183			
RPI	S	Opponent	Score	RPI	S	Opponent	Score	RPI	S	Opponent	Score	RPI	S	Opponent	Score
25	A	Ohio St.	78 96	28	A	Green Bay	60 79	56	H	Toledo	59 92	129	A	Navy	63 88
				28	H	Green Bay	51 65	70	A	Bucknell	66 77	137	A	Wright St.	63 84
												137	H	Wright St.	60 65
												147	A	Milwaukee	72 76
												147	H	Milwaukee	78 80
												148	A	Detroit Mercy	54 66
												148	H	Detroit Mercy	75 50
												148	N	Detroit Mercy	56 70
												149	A	Oakland	74 62
												149	H	Oakland	79 93
												236	N	Richmond	69 65
												239	A	Evansville	66 62
												258	A	Bowling Green	64 56
												266	H	Niagara	49 67
												292	A	Valparaiso	66 62
												292	H	Valparaiso	71 60
												294	A	Northern Ky.	58 54
												294	H	Northern Ky.	77 58
												300	A	Eastern Ill.	66 56
												317	A	Youngstown St.	67 92
												317	H	Youngstown St.	71 68
												319	A	Ill.-Chicago	63 59
												319	H	Ill.-Chicago	77 59
LAST 12 Division I GAMES:															
				148	N	Detroit Mercy	56 70	28	A	Green Bay	60 79				
				149	H	Oakland	79 93	292	A	Valparaiso	66 62				
				148	H	Detroit Mercy	75 50	319	A	Ill.-Chicago	63 59				
				294	H	Northern Ky.	77 58	28	H	Green Bay	51 65				
				137	H	Wright St.	60 65	147	H	Milwaukee	78 80				
				147	A	Milwaukee	72 76	148	A	Detroit Mercy	54 66				

Non-Div I Games: Notre Dame (OH) 51 66 Lake Erie 65 42

Cleveland St.

Loss, Non-Conf, S Site, H Home A Away N Neutral



Average RPI Win: <b>260</b>	WON-LOST	WINNING	LAST 10	STRENGTH OF	OPP. STRENGTH	TEAM	ADJ.	CONF.	ADJ CONF.
Average RPI Loss: <b>173</b>	RECORD	PCT. RANK	GAMES	SCHEDULE	OF SCHEDULE	RPI	RPI	RPI	RPI
DIV. I ONLY	<b>12- 14</b>	<b>201</b>	<b>5- 5</b>	<b>312</b>	<b>253</b>	<b>245</b>	<b>245</b>	<b>22</b>	<b>22</b>
DIV. I NON-CONF.	<b>4- 4</b>	<b>165</b>	<b>0- 0</b>	<b>347</b>	<b>321</b>	<b>287</b>	<b>287</b>	<b>19</b>	<b>19</b>
TOTALS	RPI 1-25	RPI 26-50	W-L RECORDS	RPI 51-100	RPI 101-150	RPI 150+			
12- 14	0- 0	0- 2	OVERALL	0- 2	0- 2	12- 8			
6- 5	0- 0	0- 1	HOME	0- 1	0- 0	6- 3			
5- 9	0- 0	0- 1	AWAY	0- 1	0- 2	5- 5			
1- 0	0- 0	0- 0	NEUTRAL	0- 0	0- 0	1- 0			
4- 4	0- 0	0- 0	NON-CONFERENCE	0- 0	0- 1	4- 3			
1- 1	0- 0	0- 0	HOME	0- 0	0- 0	1- 1			
2- 3	0- 0	0- 0	AWAY	0- 0	0- 1	2- 2			
1- 0	0- 0	0- 0	NEUTRAL	0- 0	0- 0	1- 0			
8- 10	0- 0	0- 2	CONFERENCE	0- 2	0- 1	8- 5			
5- 4	0- 0	0- 1	HOME	0- 1	0- 0	5- 2			
3- 6	0- 0	0- 1	AWAY	0- 1	0- 1	3- 3			
0- 0	0- 0	0- 0	NEUTRAL	0- 0	0- 0	0- 0			

RPI S	Opponent	Score	RPI S	Opponent	Score	RPI S	Opponent	Score	RPI S	Opponent	Score	Team's RPI: 245
46	A Little Rock	47 <b>79</b>	46	H Little Rock	66 <b>74</b>	83	A UT Arlington	58 <b>60</b>	111	A Clemson	57 <b>64</b>	
						83	H UT Arlington	41 <b>70</b>	125	A Troy	66 <b>78</b>	
									153	H Louisiana	71 68	
									164	A Texas St.	62 <b>83</b>	
									164	H Texas St.	64 48	
									204	A Col. of Charleston	79 72	
									224	A Appalachian St.	56 53	
									224	H Appalachian St.	60 55	
									231	A Ga. Southern	70 <b>78</b>	
									231	H Ga. Southern	62 <b>65</b>	
									237	A Wofford	62 <b>67</b>	
									242	H Saint Francis (PA)	59 <b>70</b>	
									243	A Marshall	66 <b>84</b>	
									252	A South Ala.	61 45	
									255	A Georgia St.	73 67	
									255	H Georgia St.	48 <b>69</b>	
									315	A Fort Wayne	72 57	
									322	A Arkansas St.	52 <b>60</b>	
									322	H Arkansas St.	57 55	
									330	H La.-Monroe	75 48	
									333	H N.C. Central	66 50	
									348	N South Carolina St.	63 54	
LAST 12 Division I GAMES:												
224	A Appalachian St.	56 53	255	H Georgia St.	48 <b>69</b>							
153	H Louisiana	71 68	46	A Little Rock	47 <b>79</b>							
330	H La.-Monroe	75 48	322	A Arkansas St.	52 <b>60</b>							
125	A Troy	66 <b>78</b>	164	H Texas St.	64 48							
252	A South Ala.	61 45	83	H UT Arlington	41 <b>70</b>							
231	H Ga. Southern	62 <b>65</b>	255	A Georgia St.	73 67							

Non-Div I Games: Pfeiffer 91 49 Catawba 58 **63**

Coastal Caro.

■ Loss, 
 ■ Non-Conf, 
 ■ S Site, 
 ■ Home 
 ■ A Away 
 N Neutral



Average RPI Win:	<b>197</b>	WON-LOST	WINNING	LAST 10	STRENGTH OF	OPP. STRENGTH	TEAM	ADJ.	CONF.	ADJ CONF.
Average RPI Loss:	<b>121</b>	RECORD	PCT. RANK	GAMES	SCHEDULE	OF SCHEDULE	RPI	RPI	RPI	RPI
DIV. I ONLY	<b>9- 20</b>	<b>272</b>	<b>3- 7</b>	<b>93</b>	<b>100</b>	<b>204</b>	<b>204</b>	<b>9</b>	<b>9</b>	
DIV. I NON-CONF.	<b>3- 8</b>	<b>262</b>	<b>0- 0</b>	<b>163</b>	<b>173</b>	<b>218</b>	<b>218</b>	<b>8</b>	<b>8</b>	
TOTALS	RPI 1-25	RPI 26-50	W-L RECORDS	RPI 51-100	RPI 101-150	RPI 150+				
9- 20	0- 1	0- 6	OVERALL	1- 1	2- 4	6- 8				
5- 8	0- 0	0- 2	HOME	1- 0	1- 3	3- 3				
4- 12	0- 1	0- 4	AWAY	0- 1	1- 1	3- 5				
0- 0	0- 0	0- 0	NEUTRAL	0- 0	0- 0	0- 0				
3- 8	0- 1	0- 2	NON-CONFERENCE	0- 0	0- 2	3- 3				
0- 4	0- 0	0- 0	HOME	0- 0	0- 2	0- 2				
3- 4	0- 1	0- 2	AWAY	0- 0	0- 0	3- 1				
0- 0	0- 0	0- 0	NEUTRAL	0- 0	0- 0	0- 0				
6- 12	0- 0	0- 4	CONFERENCE	1- 1	2- 2	3- 5				
5- 4	0- 0	0- 2	HOME	1- 0	1- 1	3- 1				
1- 8	0- 0	0- 2	AWAY	0- 1	1- 1	0- 4				
0- 0	0- 0	0- 0	NEUTRAL	0- 0	0- 0	0- 0				

RPI 1-25				RPI 26-50				RPI 51-100				RPI 101+ Team's RPI: 204			
RPI	S	Opponent	Score	RPI	S	Opponent	Score	RPI	S	Opponent	Score	RPI	S	Opponent	Score
11	A	Louisville	58 <b>86</b>	27	A	Elon	57 <b>70</b>	79	A	Drexel	57 <b>70</b>	106	H	Virginia Tech	61 <b>71</b>
				27	H	Elon	56 <b>84</b>	79	H	Drexel	79 75	113	H	Charlotte	49 <b>62</b>
				37	A	North Carolina St.	47 <b>91</b>					130	A	William & Mary	71 69
				40	A	Western Ky.	76 <b>89</b>					130	H	William & Mary	70 60
				41	A	James Madison	60 <b>74</b>					136	A	Delaware	66 <b>71</b>
				41	H	James Madison	78 <b>84</b>					136	H	Delaware	56 <b>69</b>
												152	A	Northeastern	44 <b>61</b>
												152	H	Northeastern	75 <b>86</b>
												173	A	Houston	63 <b>79</b>
												188	A	Hofstra	81 <b>85</b>
												188	H	Hofstra	71 55
												199	A	Towson	59 <b>61</b>
												199	H	Towson	59 54
												223	A	UNCW	61 <b>67</b>
												223	H	UNCW	76 37
												224	A	Appalachian St.	65 62
												245	H	Coastal Caro.	72 <b>79</b>
												256	A	Charleston So.	79 76
												295	H	North Florida	47 <b>60</b>
												342	A	Winthrop	95 64
LAST 12 Division I GAMES:															
				41	A	James Madison	60 <b>74</b>	188	A	Hofstra	81 <b>85</b>				
				136	H	Delaware	56 <b>69</b>	199	H	Towson	59 54				
				152	H	Northeastern	75 <b>86</b>	79	H	Drexel	79 75				
				41	H	James Madison	78 <b>84</b>	223	A	UNCW	61 <b>67</b>				
				130	A	William & Mary	71 69	188	H	Hofstra	71 55				
				152	A	Northeastern	44 <b>61</b>	136	A	Delaware	66 <b>71</b>				

Non-Div I Games:

Col. of Charleston

■ Loss, 
 ■ Non-Conf, S Site, 
 ■ Home 
 ■ Away 
 N Neutral



Average RPI Win: <b>255</b>	WON-LOST	WINNING	LAST 10	STRENGTH OF	OPP. STRENGTH	TEAM	ADJ.	CONF.	ADJ CONF.
Average RPI Loss: <b>182</b>	RECORD	PCT. RANK	GAMES	SCHEDULE	OF SCHEDULE	RPI	RPI	RPI	RPI
DIV. I ONLY	<b>10- 19</b>	<b>259</b>	<b>4- 6</b>	<b>268</b>	<b>267</b>	<b>274</b>	<b>274</b>	<b>23</b>	<b>23</b>
DIV. I NON-CONF.	<b>3- 8</b>	<b>262</b>	<b>0- 0</b>	<b>271</b>	<b>233</b>	<b>292</b>	<b>292</b>	<b>25</b>	<b>25</b>
TOTALS	RPI 1-25	RPI 26-50	W-L RECORDS	RPI 51-100	RPI 101-150	RPI 150+			
10- 19	0- 0	0- 0	OVERALL	0- 4	1- 2	9- 13			
7- 5	0- 0	0- 0	HOME	0- 1	0- 2	7- 2			
3- 14	0- 0	0- 0	AWAY	0- 3	1- 0	2- 11			
0- 0	0- 0	0- 0	NEUTRAL	0- 0	0- 0	0- 0			
3- 8	0- 0	0- 0	NON-CONFERENCE	0- 2	0- 1	3- 5			
2- 1	0- 0	0- 0	HOME	0- 0	0- 1	2- 0			
1- 7	0- 0	0- 0	AWAY	0- 2	0- 0	1- 5			
0- 0	0- 0	0- 0	NEUTRAL	0- 0	0- 0	0- 0			
7- 11	0- 0	0- 0	CONFERENCE	0- 2	1- 1	6- 8			
5- 4	0- 0	0- 0	HOME	0- 1	0- 1	5- 2			
2- 7	0- 0	0- 0	AWAY	0- 1	1- 0	1- 6			
0- 0	0- 0	0- 0	NEUTRAL	0- 0	0- 0	0- 0			

RPI S	Opponent	Score	RPI S	Opponent	Score	RPI S	Opponent	Score	RPI S	Opponent	Score	Team's RPI: 274
						54	A Purdue	51 71	126	H Cornell	57 70	
						70	A Bucknell	56 79	129	A Navy	69 61	
						70	H Bucknell	49 79	129	H Navy	67 80	
						76	A Gonzaga	42 72	151	A Brown	67 62	
									156	A Army West Point	47 57	
									156	H Army West Point	69 76	
									176	A Siena	63 71	
									190	A American	57 68	
									190	H American	62 73	
									194	A Providence	85 92	
									195	A Columbia	67 75	
									199	H Towson	76 71	
									218	A Boston U.	51 65	
									218	H Boston U.	96 87	
									247	A St. Bonaventure	57 70	
									271	A Loyola Maryland	77 87	
									271	H Loyola Maryland	76 62	
									301	A Lafayette	85 90	
									301	H Lafayette	76 69	
									305	A Lehigh	74 83	
									305	H Lehigh	75 70	
									318	A Holy Cross	62 54	
									318	H Holy Cross	70 52	
									336	H LIU Brooklyn	76 61	
									343	A UMass Lowell	77 82	
LAST 12 Division I GAMES:												
305	A Lehigh	74 83	156	A Army West Point	47 57							
301	A Lafayette	85 90	129	A Navy	69 61							
305	H Lehigh	75 70	318	H Holy Cross	70 52							
271	H Loyola Maryland	76 62	190	H American	62 73							
218	A Boston U.	51 65	271	A Loyola Maryland	77 87							
70	H Bucknell	49 79	218	H Boston U.	96 87							

Non-Div I Games:

Colgate



Colorado

Through Games Of March 5, 2017

Average RPI Win:	163	WON-LOST	WINNING	LAST 10	STRENGTH OF	OPP. STRENGTH	TEAM	ADJ.	CONF.	ADJ CONF.
Average RPI Loss:	42	RECORD	PCT. RANK	GAMES	SCHEDULE	OF SCHEDULE	RPI	RPI	RPI	RPI
DIV. I ONLY	15- 15	168	3- 7	54	18	108	108	1	1	
DIV. I NON-CONF.	10- 1	15	0- 0	236	204	75	75	1	1	
TOTALS	RPI 1-25	RPI 26-50	W-L RECORDS	RPI 51-100	RPI 101-150	RPI 150+				
15- 15	1- 7	2- 2	OVERALL	2- 4	4- 2	6- 0				
11- 6	1- 3	2- 1	HOME	1- 2	3- 0	4- 0				
4- 8	0- 4	0- 1	AWAY	1- 2	1- 1	2- 0				
0- 1	0- 0	0- 0	NEUTRAL	0- 0	0- 1	0- 0				
10- 1	1- 0	1- 0	NON-CONFERENCE	0- 1	2- 0	6- 0				
7- 1	1- 0	1- 0	HOME	0- 1	1- 0	4- 0				
3- 0	0- 0	0- 0	AWAY	0- 0	1- 0	2- 0				
0- 0	0- 0	0- 0	NEUTRAL	0- 0	0- 0	0- 0				
5- 14	0- 7	1- 2	CONFERENCE	2- 3	2- 2	0- 0				
4- 5	0- 3	1- 1	HOME	1- 1	2- 0	0- 0				
1- 8	0- 4	0- 1	AWAY	1- 2	0- 1	0- 0				
0- 1	0- 0	0- 0	NEUTRAL	0- 0	0- 1	0- 0				

RPI S Opponent Score	RPI S Opponent Score	RPI S Opponent Score	RPI S Opponent Score
4 A Oregon St. 57 81	34 H Arizona St. 52 71	53 A California 64 59	101 H SMU 67 50
4 H Oregon St. 49 54	35 A Oregon 66 71	53 H California 53 65	103 A Washington St. 56 67
7 A Stanford 51 64	35 H Oregon 76 66	77 A Utah 53 58	103 H Washington St. 70 58
7 H Stanford 70 84	49 H Colorado St. 74 56	77 H Utah 54 49	103 N Washington St. 78 79
9 A UCLA 74 87		87 H Wyoming 75 82	121 A Northern Colo. 83 62
10 A Washington 46 79		90 A Southern California 54 79	134 H Arizona 65 56
10 H Washington 75 79			168 H Idaho St. 85 56
14 H Kentucky 79 69			299 A North Dakota St. 76 59
			310 A Mississippi Val. 76 64
			321 H Air Force 95 68
			324 H St. Francis Brooklyn 81 54
			329 H Southeastern La. 112 54
LAST 12 Division I GAMES:			
103 N Washington St. 78 79	7 A Stanford 51 64		
103 A Washington St. 56 67	10 H Washington 75 79		
10 A Washington 46 79	103 H Washington St. 70 58		
35 H Oregon 76 66	77 A Utah 53 58		
4 H Oregon St. 49 54	77 H Utah 54 49		
53 A California 64 59	4 A Oregon St. 57 81		

Non-Div I Games:

Colorado

Loss, Non-Conf, S Site, H Home A Away N Neutral



Average RPI Win:	197	WON-LOST	WINNING	LAST 10	STRENGTH OF	OPP. STRENGTH	TEAM	ADJ.	CONF.	ADJ CONF.
Average RPI Loss:	96	RECORD	PCT. RANK	GAMES	SCHEDULE	OF SCHEDULE	RPI	RPI	RPI	RPI
DIV. I ONLY	21- 7	42	8- 2	145	113	49	49	13	13	
DIV. I NON-CONF.	6- 4	127	0- 0	249	55	138	138	15	15	
TOTALS	RPI 1-25	RPI 26-50	W-L RECORDS	RPI 51-100	RPI 101-150	RPI 150+				
21- 7	0- 2	0- 0	OVERALL	4- 2	4- 1	13- 2				
13- 1	0- 0	0- 0	HOME	2- 1	3- 0	8- 0				
8- 6	0- 1	0- 0	AWAY	2- 0	1- 1	5- 1				
0- 0	0- 0	0- 0	NEUTRAL	0- 0	0- 0	0- 0				
6- 4	0- 2	0- 0	NON-CONFERENCE	0- 0	2- 1	4- 1				
5- 0	0- 0	0- 0	HOME	0- 0	2- 0	3- 0				
1- 4	0- 2	0- 0	AWAY	0- 0	0- 1	1- 1				
0- 0	0- 0	0- 0	NEUTRAL	0- 0	0- 0	0- 0				
15- 3	0- 0	0- 0	CONFERENCE	4- 2	2- 0	9- 1				
8- 1	0- 0	0- 0	HOME	2- 1	1- 0	5- 0				
7- 2	0- 0	0- 0	AWAY	2- 1	1- 0	4- 1				
0- 0	0- 0	0- 0	NEUTRAL	0- 0	0- 0	0- 0				

RPI 1-25				RPI 26-50				Team's RPI: 49				RPI 51-100				RPI 101+			
RPI	S	Opponent	Score	RPI	S	Opponent	Score	RPI	S	Opponent	Score	RPI	S	Opponent	Score	RPI	S	Opponent	Score
10	A	Washington	68 101									67	A	Boise St.	60 53	108	A	Colorado	56 74
19	A	Oklahoma	55 70									67	H	Boise St.	45 51	121	H	Northern Colo.	58 47
												87	A	Wyoming	49 56	143	H	Omaha	69 42
												87	H	Wyoming	61 54	150	A	New Mexico	78 63
												91	A	UNLV	57 37	150	H	New Mexico	58 55
												91	H	UNLV	44 41	174	A	Fresno St.	66 64
																174	H	Fresno St.	73 56
																186	A	Utah St.	48 55
																186	H	Utah St.	74 43
																197	A	Nebraska	59 62
																207	A	San Jose St.	68 56
																207	H	San Jose St.	70 67
																213	H	Seattle U	66 62
																257	A	San Diego St.	80 46
																257	H	San Diego St.	60 43
																281	H	Nevada	64 51
																308	H	Denver	76 49
																321	A	Air Force	72 35
																325	A	Montana	63 49
																329	H	Southeastern La.	77 31
LAST 12 Division I GAMES:																			
281	H	Nevada	64 51	186	A	Utah St.	48 55												
87	A	Wyoming	49 56	91	H	UNLV	44 41												
257	A	San Diego St.	80 46	67	A	Boise St.	60 53												
150	H	New Mexico	58 55	257	H	San Diego St.	60 43												
87	H	Wyoming	61 54	207	A	San Jose St.	68 56												
174	A	Fresno St.	66 64	186	H	Utah St.	74 43												

Non-Div I Games: N.M. Highlands 96 31 Adams St. 76 29

Colorado St.

Loss, Non-Conf, S Site, H Home A Away N Neutral



Average RPI Win:	257	WON-LOST	WINNING	LAST 10	STRENGTH OF	OPP. STRENGTH	TEAM	ADJ.	CONF.	ADJ CONF.
Average RPI Loss:	123	RECORD	PCT. RANK	GAMES	SCHEDULE	OF SCHEDULE	RPI	RPI	RPI	RPI
DIV. I ONLY	13- 14	184	2- 8	234	201	195	195	8	8	
DIV. I NON-CONF.	10- 3	54	0- 0	339	345	177	177	9	9	
TOTALS	RPI 1-25	RPI 26-50	W-L RECORDS	RPI 51-100	RPI 101-150	RPI 150+				
13- 14	0- 0	0- 2	OVERALL	0- 2	1- 6	12- 4				
5- 7	0- 0	0- 1	HOME	0- 1	0- 3	5- 2				
8- 7	0- 0	0- 1	AWAY	0- 1	1- 3	7- 2				
0- 0	0- 0	0- 0	NEUTRAL	0- 0	0- 0	0- 0				
10- 3	0- 0	0- 0	NON-CONFERENCE	0- 0	0- 1	10- 2				
4- 1	0- 0	0- 0	HOME	0- 0	0- 0	4- 1				
6- 2	0- 0	0- 0	AWAY	0- 0	0- 1	6- 1				
0- 0	0- 0	0- 0	NEUTRAL	0- 0	0- 0	0- 0				
3- 11	0- 0	0- 2	CONFERENCE	0- 2	1- 5	2- 2				
1- 6	0- 0	0- 1	HOME	0- 1	0- 3	1- 1				
2- 5	0- 0	0- 1	AWAY	0- 1	1- 2	1- 1				
0- 0	0- 0	0- 0	NEUTRAL	0- 0	0- 0	0- 0				

RPI S	Opponent	Score	RPI S	Opponent	Score	RPI S	Opponent	Score	RPI S	Opponent	Score	Team's RPI: 195
			43 A	Harvard	68 70	61 A	Penn	59 68	115 A	Princeton	54 78	
			43 H	Harvard	55 58	61 H	Penn	54 64	115 H	Princeton	52 62	
									123 A	Long Beach St.	60 73	
									126 A	Cornell	70 77	
									126 H	Cornell	55 69	
									135 A	Yale	72 68	
									135 H	Yale	47 55	
									151 A	Brown	60 69	
									151 H	Brown	59 76	
									194 H	Providence	66 64	
									208 H	UMBC	56 67	
									210 A	Binghamton	75 65	
									214 A	Dartmouth	91 88	
									214 H	Dartmouth	69 48	
									236 A	Richmond	65 58	
									242 A	Saint Francis (PA)	84 77	
									262 A	Stony Brook	53 55	
									271 A	Loyola Maryland	65 53	
									274 H	Colgate	75 67	
									320 A	NJIT	65 51	
									336 H	LIU Brooklyn	66 57	
									343 H	UMass Lowell	76 57	
									346 A	Cal St. Fullerton	61 46	
LAST 12 Division I GAMES:												
			135 H	Yale	47 55	115 H	Princeton	52 62				
			151 H	Brown	59 76	61 H	Penn	54 64				
			61 A	Penn	59 68	151 A	Brown	60 69				
			115 A	Princeton	54 78	135 A	Yale	72 68				
			214 H	Dartmouth	69 48	43 A	Harvard	68 70				
			43 H	Harvard	55 58	214 A	Dartmouth	91 88				

Non-Div I Games:

Columbia

■ Loss, 
 ■ Non-Conf, S Site, 
 ■ Home 
 ■ Away 
 N Neutral



Average RPI Win:	321	WON-LOST	WINNING	LAST 10	STRENGTH OF	OPP. STRENGTH	TEAM	ADJ.	CONF.	ADJ CONF.
Average RPI Loss:	165	RECORD	PCT. RANK	GAMES	SCHEDULE	OF SCHEDULE	RPI	RPI	RPI	RPI
DIV. I ONLY	8- 20	287	5- 5	257	311	286	286	32	32	
DIV. I NON-CONF.	0- 12	335	0- 0	63	72	300	300	31	31	
TOTALS	RPI 1-25	RPI 26-50	W-L RECORDS	RPI 51-100	RPI 101-150	RPI 150+				
8- 20	0- 1	0- 2	OVERALL	0- 3	0- 2	8- 12				
4- 5	0- 0	0- 0	HOME	0- 1	0- 0	4- 4				
4- 14	0- 1	0- 2	AWAY	0- 2	0- 2	4- 7				
0- 1	0- 0	0- 0	NEUTRAL	0- 0	0- 0	0- 1				
0- 12	0- 1	0- 2	NON-CONFERENCE	0- 3	0- 2	0- 4				
0- 1	0- 0	0- 0	HOME	0- 1	0- 0	0- 0				
0- 10	0- 1	0- 2	AWAY	0- 2	0- 2	0- 3				
0- 1	0- 0	0- 0	NEUTRAL	0- 0	0- 0	0- 1				
8- 8	0- 0	0- 0	CONFERENCE	0- 0	0- 0	8- 8				
4- 4	0- 0	0- 0	HOME	0- 0	0- 0	4- 4				
4- 4	0- 0	0- 0	AWAY	0- 0	0- 0	4- 4				
0- 0	0- 0	0- 0	NEUTRAL	0- 0	0- 0	0- 0				

RPI 1-25				RPI 26-50				RPI 51-100				RPI 101+				Team's RPI: 286	
RPI	S	Opponent	Score	RPI	S	Opponent	Score	RPI	S	Opponent	Score	RPI	S	Opponent	Score		
15	A	Miami (FL)	35 75	30	A	Syracuse	30 76	51	A	Virginia	40 103	119	A	North Carolina	55 90		
				47	A	West Virginia	39 69	52	A	George Washington	46 77	144	A	VCU	44 73		
								99	H	SFA	57 72	169	A	Hampton	54 78		
												169	H	Hampton	61 65		
												177	A	Bethune-Cookman	52 71		
												177	H	Bethune-Cookman	56 76		
												199	A	Towson	65 69		
												203	N	ETSU	58 70		
												208	A	UMBC	63 73		
												216	A	Howard	58 66		
												267	A	UMES	55 49		
												273	H	Norfolk St.	45 49		
												291	A	Mt. St. Mary's	48 54		
												296	H	N.C. A&T	65 57		
												303	A	Savannah St.	59 47		
												328	A	Morgan St.	42 71		
												328	H	Morgan St.	61 45		
												331	A	Florida A&M	70 62		
												333	H	N.C. Central	46 58		
												347	H	Delaware St.	77 64		
												348	A	South Carolina St.	66 63		
												348	H	South Carolina St.	70 54		
LAST 12 Division I GAMES:																	
				169	H	Hampton	61 65					333	H	N.C. Central	46 58		
				328	A	Morgan St.	42 71					267	A	UMES	55 49		
				303	A	Savannah St.	59 47					169	A	Hampton	54 78		
				348	A	South Carolina St.	66 63					328	H	Morgan St.	61 45		
				347	H	Delaware St.	77 64					273	H	Norfolk St.	45 49		
				177	H	Bethune-Cookman	56 76					216	A	Howard	58 66		

Non-Div I Games:

Coppin St.

■ Loss, 
 ■ Non-Conf, 
 ■ S Site, 
 ■ Home 
 ■ A Away 
 N Neutral



Average RPI Win: <b>202</b>	WON-LOST	WINNING	LAST 10	STRENGTH OF	OPP. STRENGTH	TEAM	ADJ.	CONF.	ADJ CONF.
Average RPI Loss: <b>136</b>	RECORD	PCT. RANK	GAMES	SCHEDULE	OF SCHEDULE	RPI	RPI	RPI	RPI
DIV. I ONLY	<b>16- 11</b>	<b>117</b>	<b>5- 5</b>	<b>138</b>	<b>192</b>	<b>126</b>	<b>126</b>	<b>8</b>	<b>8</b>
DIV. I NON-CONF.	<b>9- 4</b>	<b>85</b>	<b>0- 0</b>	<b>283</b>	<b>323</b>	<b>137</b>	<b>137</b>	<b>9</b>	<b>9</b>
TOTALS	RPI 1-25	RPI 26-50	W-L RECORDS	RPI 51-100	RPI 101-150	RPI 150+			
16- 11	0- 0	1- 1	OVERALL	1- 3	3- 1	11- 6			
8- 4	0- 0	1- 0	HOME	1- 2	1- 1	5- 1			
8- 7	0- 0	0- 1	AWAY	0- 1	2- 0	6- 5			
0- 0	0- 0	0- 0	NEUTRAL	0- 0	0- 0	0- 0			
9- 4	0- 0	0- 0	NON-CONFERENCE	1- 1	0- 0	8- 3			
4- 1	0- 0	0- 0	HOME	1- 1	0- 0	3- 0			
5- 3	0- 0	0- 0	AWAY	0- 0	0- 0	5- 3			
0- 0	0- 0	0- 0	NEUTRAL	0- 0	0- 0	0- 0			
7- 7	0- 0	1- 1	CONFERENCE	0- 2	3- 1	3- 3			
4- 3	0- 0	1- 0	HOME	0- 1	1- 1	2- 1			
3- 4	0- 0	0- 1	AWAY	0- 1	2- 0	1- 2			
0- 0	0- 0	0- 0	NEUTRAL	0- 0	0- 0	0- 0			

RPI S	Opponent	Score	RPI S	Opponent	Score	RPI S	Opponent	Score	RPI S	Opponent	Score	Team's RPI: 126
43	A Harvard	59 <b>62</b>	43	H Harvard	57 52	61	A Penn	34 <b>47</b>	115	A Princeton	55 44	
						61	H Penn	55 <b>61</b>	115	H Princeton	54 <b>58</b>	
						75	H New Hampshire	61 56	135	A Yale	76 63	
						79	H Drexel	53 <b>63</b>	135	H Yale	59 49	
									151	A Brown	67 <b>72</b>	
									151	H Brown	46 <b>67</b>	
									158	A Pittsburgh	44 <b>56</b>	
									195	A Columbia	69 55	
									195	H Columbia	77 70	
									199	A Towson	63 <b>68</b>	
									210	A Binghamton	54 51	
									214	A Dartmouth	74 <b>84</b>	
									214	H Dartmouth	72 57	
									216	H Howard	67 55	
									242	A Saint Francis (PA)	78 72	
									253	H Canisius	60 43	
									262	A Stony Brook	65 <b>66</b>	
									271	H Loyola Maryland	58 50	
									274	A Colgate	70 57	
									317	A Youngstown St.	80 75	
									347	A Delaware St.	72 51	
LAST 12 Division I GAMES:												
151	H Brown	46 <b>67</b>	61	H Penn	55 <b>61</b>							
135	H Yale	59 49	115	H Princeton	54 <b>58</b>							
115	A Princeton	55 44	135	A Yale	76 63							
61	A Penn	34 <b>47</b>	151	A Brown	67 <b>72</b>							
43	H Harvard	57 52	214	A Dartmouth	74 <b>84</b>							
214	H Dartmouth	72 57	43	A Harvard	59 <b>62</b>							

Non-Div I Games:

Cornell



## Creighton

Through Games Of March 5, 2017

Average RPI Win:	140	WON-LOST	WINNING	LAST 10	STRENGTH OF	OPP. STRENGTH	TEAM	ADJ.	CONF.	ADJ CONF.
Average RPI Loss:	53	RECORD	PCT. RANK	GAMES	SCHEDULE	OF SCHEDULE	RPI	RPI	RPI	RPI
DIV. I ONLY	23- 6	25	9- 1	67	61	22	22	7	7	
DIV. I NON-CONF.	6- 4	127	0- 0	53	20	59	59	7	7	
TOTALS	RPI 1-25	RPI 26-50	W-L RECORDS	RPI 51-100	RPI 101-150	RPI 150+				
23- 6	0- 3	4- 2	OVERALL	6- 0	1- 0	12- 1				
12- 1	0- 1	2- 0	HOME	3- 0	1- 0	6- 0				
9- 4	0- 1	1- 2	AWAY	3- 0	0- 0	5- 1				
2- 1	0- 1	1- 0	NEUTRAL	0- 0	0- 0	1- 0				
6- 4	0- 1	2- 2	NON-CONFERENCE	0- 0	1- 0	3- 1				
4- 0	0- 0	1- 0	HOME	0- 0	1- 0	2- 0				
1- 3	0- 0	0- 2	AWAY	0- 0	0- 0	1- 1				
1- 1	0- 1	1- 0	NEUTRAL	0- 0	0- 0	0- 0				
17- 2	0- 2	2- 0	CONFERENCE	6- 0	0- 0	9- 0				
8- 1	0- 1	1- 0	HOME	3- 0	0- 0	4- 0				
8- 1	0- 1	1- 0	AWAY	3- 0	0- 0	4- 0				
1- 0	0- 0	0- 0	NEUTRAL	0- 0	0- 0	1- 0				

RPI 1-25				Team's RPI: 22		RPI 26-50				RPI 51-100				RPI 101+									
RPI	S	Opponent	Score			RPI	S	Opponent	Score			RPI	S	Opponent	Score			RPI	S	Opponent	Score		
17	A	DePaul	65	79		26	H	Drake	80	77		62	A	Villanova	47	44		143	H	Omaha	82	45	
17	H	DePaul	56	60		31	A	South Dakota St.	56	63		62	H	Villanova	60	46		182	A	Wichita St.	54	62	
24	N	Missouri	63	72		32	A	Marquette	83	63		64	A	St. John's (NY)	55	43		185	H	Kansas	69	49	
						32	H	Marquette	80	77		64	H	St. John's (NY)	67	60		194	A	Providence	58	51	
						33	N	Dayton	56	53		65	A	Georgetown	67	59		194	H	Providence	88	57	
						48	A	UNI	49	50		65	H	Georgetown	70	68		197	H	Nebraska	80	64	
																		198	A	Seton Hall	70	60	
																		198	H	Seton Hall	61	44	
																		202	A	Xavier	67	57	
																		202	H	Xavier	63	52	
																		230	A	Marist	72	50	
																		260	A	Butler	65	53	
																		260	H	Butler	67	52	
																		260	N	Butler	64	55	
LAST 12 Division I GAMES:																							
260	N	Butler	64	55		65	A	Georgetown	67	59													
260	A	Butler	65	53		62	A	Villanova	47	44													
202	A	Xavier	67	57		32	H	Marquette	80	77													
64	H	St. John's (NY)	67	60		17	H	DePaul	56	60													
198	H	Seton Hall	61	44		198	A	Seton Hall	70	60													
194	H	Providence	88	57		64	A	St. John's (NY)	55	43													

Non-Div I Games:

Creighton

■ Loss, 
 ■ Non-Conf, 
 ■ S Site, 
 ■ H Home 
 ■ A Away 
 N Neutral



Average RPI Win:	206	WON-LOST	WINNING	LAST 10	STRENGTH OF	OPP. STRENGTH	TEAM	ADJ.	CONF.	ADJ CONF.
Average RPI Loss:	135	RECORD	PCT. RANK	GAMES	SCHEDULE	OF SCHEDULE	RPI	RPI	RPI	RPI
DIV. I ONLY	8- 19	282	2- 8	79	179	214	214	8	8	
DIV. I NON-CONF.	5- 8	218	0- 0	203	297	219	219	9	9	
TOTALS	RPI 1-25	RPI 26-50	W-L RECORDS	RPI 51-100	RPI 101-150	RPI 150+				
8- 19	0- 0	0- 2	OVERALL	0- 3	3- 7	5- 7				
5- 7	0- 0	0- 1	HOME	0- 1	3- 1	2- 4				
3- 12	0- 0	0- 1	AWAY	0- 2	0- 6	3- 3				
0- 0	0- 0	0- 0	NEUTRAL	0- 0	0- 0	0- 0				
5- 8	0- 0	0- 0	NON-CONFERENCE	0- 1	1- 3	4- 4				
3- 2	0- 0	0- 0	HOME	0- 0	1- 0	2- 2				
2- 6	0- 0	0- 0	AWAY	0- 1	0- 3	2- 2				
0- 0	0- 0	0- 0	NEUTRAL	0- 0	0- 0	0- 0				
3- 11	0- 0	0- 2	CONFERENCE	0- 2	2- 4	1- 3				
2- 5	0- 0	0- 1	HOME	0- 1	2- 1	0- 2				
1- 6	0- 0	0- 1	AWAY	0- 1	0- 3	1- 1				
0- 0	0- 0	0- 0	NEUTRAL	0- 0	0- 0	0- 0				

RPI 1-25	RPI 26-50	RPI 51-100	RPI 101+	Team's RPI: 214
RPI S Opponent Score	RPI S Opponent Score	RPI S Opponent Score	RPI S Opponent Score	Score
	43  Harvard 65  70	61  Penn 38  68	112  Albany (NY) 69 61	
	43  Harvard 61  70	61  Penn 47  60	115  Princeton 55  85	
		75  New Hampshire 47  64	115  Princeton 58 56	
			126  Cornell 57  72	
			126  Cornell 84 74	
			127  Maine 55  60	
			130  William & Mary 50  63	
			131  Old Dominion 56  82	
			135  Yale 44  58	
			135  Yale 50  57	
			151  Brown 92 88	
			151  Brown 62  65	
			156  Army West Point 60  68	
			175  Boston College 53  65	
			195  Columbia 48  69	
			195  Columbia 88  91	
			218  Boston U. 61 49	
			230  Marist 61  66	
			272  Vermont 54  59	
			302  Rhode Island 62 52	
			306  Central Conn. St. 61 51	
			318  Holy Cross 53 49	
LAST 12 Division I GAMES:				
115  Princeton 58 56	151  Brown 62  65	135  Yale 50  57		
61  Penn 47  60	61  Penn 38  68			
135  Yale 44  58	115  Princeton 55  85			
151  Brown 92 88	126  Cornell 84 74			
195  Columbia 48  69	195  Columbia 88  91			
126  Cornell 57  72				

Non-Div I Games:

Dartmouth

Loss, Non-Conf, S Site, Home Away N Neutral



## Davidson

Through Games Of March 5, 2017

Average RPI Win: <b>234</b>	WON-LOST	WINNING	LAST 10	STRENGTH OF	OPP. STRENGTH	TEAM	ADJ.	CONF.	ADJ CONF.
Average RPI Loss: <b>141</b>	RECORD	PCT. RANK	GAMES	SCHEDULE	OF SCHEDULE	RPI	RPI	RPI	RPI
DIV. I ONLY	6- 23	316	3- 7	88	190	278	278	12	12
DIV. I NON-CONF.	2- 10	305	0- 0	49	294	265	265	12	12
TOTALS	RPI 1-25	RPI 26-50	W-L RECORDS	RPI 51-100	RPI 101-150	RPI 150+			
6- 23	0- 0	0- 2	OVERALL	0- 5	1- 7	5- 9			
5- 9	0- 0	0- 1	HOME	0- 3	1- 1	4- 4			
1- 12	0- 0	0- 1	AWAY	0- 1	0- 6	1- 4			
0- 2	0- 0	0- 0	NEUTRAL	0- 1	0- 0	0- 1			
2- 10	0- 0	0- 1	NON-CONFERENCE	0- 3	0- 2	2- 4			
2- 4	0- 0	0- 0	HOME	0- 2	0- 1	2- 1			
0- 4	0- 0	0- 1	AWAY	0- 0	0- 1	0- 2			
0- 2	0- 0	0- 0	NEUTRAL	0- 1	0- 0	0- 1			
4- 13	0- 0	0- 1	CONFERENCE	0- 2	1- 5	3- 5			
3- 5	0- 0	0- 1	HOME	0- 1	1- 0	2- 3			
1- 8	0- 0	0- 0	AWAY	0- 1	0- 5	1- 2			
0- 0	0- 0	0- 0	NEUTRAL	0- 0	0- 0	0- 0			

RPI S	Opponent	Score	RPI S	Opponent	Score	RPI S	Opponent	Score	RPI S	Opponent	Score	Team's RPI: 278
33	H Dayton	52 <b>68</b>	42	A Michigan St.	34 <b>70</b>	52	A George Washington	62 <b>76</b>	109	A Saint Joseph's	54 <b>69</b>	
						56	N Toledo	41 <b>76</b>	113	A Charlotte	79 <b>93</b>	
						93	H Mercer	60 <b>67</b>	122	A Fordham	54 <b>62</b>	
						94	H UCF	38 <b>57</b>	122	A Fordham	72 <b>85</b>	
						95	H Saint Louis	69 <b>106</b>	122	H Fordham	52 51	
									124	A Duquesne	51 <b>73</b>	
									128	H Radford	40 <b>44</b>	
									144	A VCU	47 <b>54</b>	
									167	H La Salle	58 <b>65</b>	
									168	N Idaho St.	58 <b>70</b>	
									170	A Western Mich.	63 <b>76</b>	
									192	A George Mason	55 <b>59</b>	
									192	H George Mason	58 54	
									203	A ETSU	56 <b>76</b>	
									221	H High Point	82 72	
									223	H UNCW	58 <b>67</b>	
									236	H Richmond	52 <b>61</b>	
									247	A St. Bonaventure	51 <b>70</b>	
									259	H Furman	71 61	
									302	H Rhode Island	74 64	
									309	A Massachusetts	63 59	
									309	H Massachusetts	60 <b>61</b>	
LAST 12 Division I GAMES:												
122	A Fordham	54 <b>62</b>	309	A Massachusetts	63 59							
144	A VCU	47 <b>54</b>	33	H Dayton	52 <b>68</b>							
109	A Saint Joseph's	54 <b>69</b>	236	H Richmond	52 <b>61</b>							
122	H Fordham	52 51	247	A St. Bonaventure	51 <b>70</b>							
302	H Rhode Island	74 64	167	H La Salle	58 <b>65</b>							
192	A George Mason	55 <b>59</b>	192	H George Mason	58 54							

Non-Div I Games:

Davidson

■ Loss, 
 ■ Non-Conf, 
 ■ S Site, 
 ■ H Home 
 ■ A Away 
 N Neutral



Average RPI Win: <b>168</b>	WON-LOST	WINNING	LAST 10	STRENGTH OF	OPP. STRENGTH	TEAM	ADJ.	CONF.	ADJ CONF.
Average RPI Loss: <b>63</b>	RECORD	PCT. RANK	GAMES	SCHEDULE	OF SCHEDULE	RPI	RPI	RPI	RPI
DIV. I ONLY	22- 9	64	8- 2	51	91	33	33	12	12
DIV. I NON-CONF.	6- 6	165	0- 0	29	14	74	74	12	12
TOTALS	RPI 1-25	RPI 26-50	W-L RECORDS	RPI 51-100	RPI 101-150	RPI 150+			
22- 9	1- 2	0- 1	OVERALL	4- 4	8- 1	9- 1			
8- 3	0- 0	0- 1	HOME	2- 1	2- 0	4- 1			
8- 4	0- 1	0- 0	AWAY	1- 2	3- 1	4- 0			
6- 2	1- 1	0- 0	NEUTRAL	1- 1	3- 0	1- 0			
6- 6	1- 2	0- 1	NON-CONFERENCE	0- 3	2- 0	3- 0			
1- 2	0- 0	0- 1	HOME	0- 1	0- 0	1- 0			
2- 2	0- 1	0- 0	AWAY	0- 1	1- 0	1- 0			
3- 2	1- 1	0- 0	NEUTRAL	0- 1	1- 0	1- 0			
16- 3	0- 0	0- 0	CONFERENCE	4- 1	6- 1	6- 1			
7- 1	0- 0	0- 0	HOME	2- 0	2- 0	3- 1			
6- 2	0- 0	0- 0	AWAY	1- 1	2- 1	3- 0			
3- 0	0- 0	0- 0	NEUTRAL	1- 0	2- 0	0- 0			

RPI 1-25				RPI 26-50				Team's RPI: 33				RPI 51-100				RPI 101+			
RPI	S	Opponent	Score	RPI	S	Opponent	Score	RPI	S	Opponent	Score	RPI	S	Opponent	Score	RPI	S	Opponent	Score
1	A	UConn	65 98	39	H	Quinnipiac	60 63	51	A	Virginia	56 66	109	H	Saint Joseph's	64 59				
22	N	Creighton	53 56					52	A	George Washington	39 52	115	A	Princeton	62 56				
23	N	Texas A&M	74 57					52	H	George Washington	50 48	122	A	Fordham	52 66				
								56	H	Toledo	72 76	124	A	Duquesne	75 64				
								58	N	Georgia Tech	68 81	124	H	Duquesne	66 47				
								95	A	Saint Louis	78 67	124	N	Duquesne	70 56				
								95	H	Saint Louis	68 62	131	N	Old Dominion	77 69				
								95	N	Saint Louis	75 65	144	A	VCU	68 48				
												144	N	VCU	77 61				
												167	H	La Salle	51 54				
												192	A	George Mason	60 48				
												212	A	Wisconsin	83 64				
												227	N	Liberty	82 53				
												236	H	Richmond	55 39				
												247	A	St. Bonaventure	62 60				
												278	A	Davidson	68 52				
												302	H	Rhode Island	81 51				
												309	H	Massachusetts	77 65				
												328	H	Morgan St.	61 42				
LAST 12 Division I GAMES:																			
124	N	Duquesne	70 56	52	A	George Washington	39 52	236	H	Richmond	55 39	144	A	VCU	68 48				
95	N	Saint Louis	75 65	278	A	Davidson	68 52	302	H	Rhode Island	81 51	192	A	George Mason	60 48				
144	N	VCU	77 61																
95	H	Saint Louis	68 62																
122	A	Fordham	52 66																
124	H	Duquesne	66 47																

Non-Div I Games:

Dayton

■ Loss, 
 ■ Non-Conf, 
 ■ S Site, 
 ■ Home 
 ■ A Away 
 N Neutral



Average RPI Win: <b>147</b>	WON-LOST	WINNING	LAST 10	STRENGTH OF	OPP. STRENGTH	TEAM	ADJ.	CONF.	ADJ CONF.
Average RPI Loss: <b>15</b>	RECORD	PCT. RANK	GAMES	SCHEDULE	OF SCHEDULE	RPI	RPI	RPI	RPI
DIV. I ONLY	<b>25- 6</b>	<b>20</b>	<b>9- 1</b>	<b>39</b>	<b>62</b>	<b>17</b>	<b>17</b>	<b>7</b>	<b>7</b>
DIV. I NON-CONF.	<b>8- 4</b>	<b>97</b>	<b>0- 0</b>	<b>14</b>	<b>13</b>	<b>29</b>	<b>29</b>	<b>7</b>	<b>7</b>
TOTALS	RPI 1-25	RPI 26-50	W-L RECORDS	RPI 51-100	RPI 101-150	RPI 150+			
25- 6	2- 4	2- 2	OVERALL	7- 0	0- 0	14- 0			
13- 2	1- 1	0- 1	HOME	4- 0	0- 0	8- 0			
9- 3	1- 2	0- 1	AWAY	3- 0	0- 0	5- 0			
3- 1	0- 1	2- 0	NEUTRAL	0- 0	0- 0	1- 0			
8- 4	0- 4	2- 0	NON-CONFERENCE	1- 0	0- 0	5- 0			
5- 1	0- 1	0- 0	HOME	1- 0	0- 0	4- 0			
1- 2	0- 2	0- 0	AWAY	0- 0	0- 0	1- 0			
2- 1	0- 1	2- 0	NEUTRAL	0- 0	0- 0	0- 0			
17- 2	2- 0	0- 2	CONFERENCE	6- 0	0- 0	9- 0			
8- 1	1- 0	0- 1	HOME	3- 0	0- 0	4- 0			
8- 1	1- 0	0- 1	AWAY	3- 0	0- 0	4- 0			
1- 0	0- 0	0- 0	NEUTRAL	0- 0	0- 0	1- 0			

RPI	S	Opponent	Score	RPI	S	Opponent	Score	RPI	S	Opponent	Score	RPI	S	Opponent	Score
1	A	UConn	46 <b>91</b>	30	N	Syracuse	108 84	62	A	Villanova	80 50	172	H	UAB	90 80
2	H	Notre Dame	61 <b>75</b>	32	A	Marquette	81 <b>96</b>	62	H	Villanova	77 50	194	A	Providence	64 55
5	N	Baylor	72 <b>104</b>	32	H	Marquette	101 <b>102</b>	64	A	St. John's (NY)	78 66	194	H	Providence	61 56
18	A	Temple	74 <b>84</b>	40	N	Western Ky.	77 69	64	H	St. John's (NY)	54 51	198	A	Seton Hall	96 65
22	A	Creighton	60 56					65	A	Georgetown	76 53	198	H	Seton Hall	86 60
22	H	Creighton	79 65					65	H	Georgetown	79 70	198	N	Seton Hall	92 60
								68	H	Northwestern	89 66	202	A	Xavier	70 43
												202	H	Xavier	85 69
												219	H	UT Martin	100 68
												224	H	Appalachian St.	99 58
												260	A	Butler	92 62
												260	H	Butler	100 69
												269	H	Prairie View	94 62
												323	A	Loyola Chicago	107 46
LAST 12 Division I GAMES:															
198	N	Seton Hall	92 60	198	H	Seton Hall	86 60								
65	H	Georgetown	79 70	64	H	St. John's (NY)	54 51								
62	H	Villanova	77 50	194	A	Providence	64 55								
32	A	Marquette	81 <b>96</b>	22	A	Creighton	60 56								
260	A	Butler	92 62	32	H	Marquette	101 <b>102</b>								
202	A	Xavier	70 43	202	H	Xavier	85 69								

Non-Div I Games:

DePaul



Delaware

Through Games Of March 5, 2017

Average RPI Win:	195	WON-LOST	WINNING	LAST 10	STRENGTH OF	OPP. STRENGTH	TEAM	ADJ.	CONF.	ADJ CONF.
Average RPI Loss:	90	RECORD	PCT. RANK	GAMES	SCHEDULE	OF SCHEDULE	RPI	RPI	RPI	RPI
DIV. I ONLY	16- 13	140	5- 5	82	116	136	136	9	9	
DIV. I NON-CONF.	6- 5	148	0- 0	101	253	163	163	8	8	
TOTALS	RPI 1-25	RPI 26-50	W-L RECORDS	RPI 51-100	RPI 101-150	RPI 150+				
16- 13	0- 0	0- 5	OVERALL	0- 3	2- 2	14- 3				
9- 7	0- 0	0- 2	HOME	0- 2	1- 1	8- 2				
7- 4	0- 0	0- 2	AWAY	0- 1	1- 0	6- 1				
0- 2	0- 0	0- 1	NEUTRAL	0- 0	0- 1	0- 0				
6- 5	0- 0	0- 1	NON-CONFERENCE	0- 1	1- 1	5- 2				
4- 3	0- 0	0- 0	HOME	0- 1	1- 0	3- 2				
2- 0	0- 0	0- 0	AWAY	0- 0	0- 0	2- 0				
0- 2	0- 0	0- 1	NEUTRAL	0- 0	0- 1	0- 0				
10- 8	0- 0	0- 4	CONFERENCE	0- 2	1- 1	9- 1				
5- 4	0- 0	0- 2	HOME	0- 1	0- 1	5- 0				
5- 4	0- 0	0- 2	AWAY	0- 1	1- 0	4- 1				
0- 0	0- 0	0- 0	NEUTRAL	0- 0	0- 0	0- 0				

RPI S	Opponent	Score	RPI S	Opponent	Score	RPI S	Opponent	Score	RPI S	Opponent	Score	Team's RPI: 136
27	A Elon	42 69	27	H Elon	48 57	65	H Georgetown	46 54	115	H Princeton	66 62	
41	A James Madison	42 77	41	A James Madison	51 66	79	A Drexel	49 53	130	A William & Mary	68 54	
42	N Michigan St.	64 81	42	N Michigan St.	64 81	79	H Drexel	44 54	130	H William & Mary	49 60	
									148	N Detroit Mercy	64 66	
									152	A Northeastern	41 50	
									152	H Northeastern	65 53	
									156	H Army West Point	47 61	
									184	H Hartford	66 67	
									188	A Hofstra	73 56	
									188	H Hofstra	56 45	
									189	H Robert Morris	67 65	
									190	A American	56 55	
									192	H George Mason	67 51	
									199	A Towson	73 67	
									199	H Towson	75 59	
									204	A Col. of Charleston	69 56	
									204	H Col. of Charleston	71 66	
									223	A UNCW	63 52	
									223	H UNCW	57 40	
									247	H St. Bonaventure	43 40	
									271	A Loyola Maryland	47 45	
LAST 12 Division I GAMES:												
199	H Towson	75 59	41	A James Madison	42 77							
204	A Col. of Charleston	69 56	79	H Drexel	44 54							
27	H Elon	48 57	223	H UNCW	57 40							
79	A Drexel	49 53	199	A Towson	73 67							
152	A Northeastern	41 50	130	A William & Mary	68 54							
188	H Hofstra	56 45	204	H Col. of Charleston	71 66							

Non-Div I Games:

Delaware

Loss, Non-Conf, S Site, H Home A Away N Neutral



Average RPI Win:	341	WON-LOST	WINNING	LAST 10	STRENGTH OF	OPP. STRENGTH	TEAM	ADJ.	CONF.	ADJ CONF.
Average RPI Loss:	235	RECORD	PCT. RANK	GAMES	SCHEDULE	OF SCHEDULE	RPI	RPI	RPI	RPI
DIV. I ONLY	3- 26	342	1- 9	344	329	347	347	32	32	
DIV. I NON-CONF.	1- 12	332	0- 0	277	257	336	336	31	31	
TOTALS	RPI 1-25	RPI 26-50	W-L RECORDS	RPI 51-100	RPI 101-150	RPI 150+				
3- 26	0- 0	0- 0	OVERALL	0- 2	0- 4	3- 20				
1- 10	0- 0	0- 0	HOME	0- 0	0- 2	1- 8				
2- 16	0- 0	0- 0	AWAY	0- 2	0- 2	2- 12				
0- 0	0- 0	0- 0	NEUTRAL	0- 0	0- 0	0- 0				
1- 12	0- 0	0- 0	NON-CONFERENCE	0- 2	0- 4	1- 6				
0- 3	0- 0	0- 0	HOME	0- 0	0- 2	0- 1				
1- 9	0- 0	0- 0	AWAY	0- 2	0- 2	1- 5				
0- 0	0- 0	0- 0	NEUTRAL	0- 0	0- 0	0- 0				
2- 14	0- 0	0- 0	CONFERENCE	0- 0	0- 0	2- 14				
1- 7	0- 0	0- 0	HOME	0- 0	0- 0	1- 7				
1- 7	0- 0	0- 0	AWAY	0- 0	0- 0	1- 7				
0- 0	0- 0	0- 0	NEUTRAL	0- 0	0- 0	0- 0				

RPI 1-25			RPI 26-50			RPI 51-100				RPI 101+		Team's RPI: 347			
RPI	S	Opponent	Score	RPI	S	Opponent	Score	RPI	S	Opponent	Score				
								59	A	Iowa St.	57 88	106	A	Virginia Tech	48 88
								79	A	Drexel	44 69	126	H	Cornell	51 72
												130	A	William & Mary	48 82
												148	H	Detroit Mercy	71 90
												167	A	La Salle	38 78
												169	H	Hampton	52 83
												177	A	Bethune-Cookman	58 72
												188	A	Hofstra	44 64
												202	A	Xavier	53 86
												216	H	Howard	76 93
												267	H	UMES	72 79
												273	H	Norfolk St.	74 82
												286	A	Coppin St.	64 77
												296	A	N.C. A&T	44 83
												296	H	N.C. A&T	60 68
												303	A	Savannah St.	57 64
												305	A	Lehigh	80 91
												320	H	NJIT	43 57
												328	A	Morgan St.	47 74
												328	H	Morgan St.	52 71
												331	A	Florida A&M	61 69
												331	H	Florida A&M	56 65
												333	A	N.C. Central	63 68
												333	H	N.C. Central	55 51
												341	A	Wagner	61 49
												344	A	Longwood	77 88
LAST 12 Division I GAMES:															
216	H	Howard	76 93	177	A	Bethune-Cookman	58 72								
267	H	UMES	72 79	296	H	N.C. A&T	60 68								
328	H	Morgan St.	52 71	333	H	N.C. Central	55 51								
286	A	Coppin St.	64 77	331	H	Florida A&M	56 65								
328	A	Morgan St.	47 74	303	A	Savannah St.	57 64								
331	A	Florida A&M	61 69	348	A	South Carolina St.	72 70								

Non-Div I Games:

Delaware St.

■ Loss, 
 ■ Non-Conf, 
 ■ S Site, 
 ■ Home 
 ■ A Away 
 N Neutral



RPI	S	Opponent	Score
348	A	South Carolina St.	72 70

D  
e  
l  
a  
w  
a  
r  
e  
S  
t  
.

D  
e  
l  
a  
w  
a  
r  
e  
S  
t  
.

Delaware St.



Average RPI Win: <b>294</b>	WON-LOST	WINNING	LAST 10	STRENGTH OF	OPP. STRENGTH	TEAM	ADJ.	CONF.	ADJ CONF.
Average RPI Loss: <b>138</b>	RECORD	PCT. RANK	GAMES	SCHEDULE	OF SCHEDULE	RPI	RPI	RPI	RPI
DIV. I ONLY	6- 24	319	2- 8	184	204	308	308	11	11
DIV. I NON-CONF.	3- 10	280	0- 0	281	310	326	326	10	10
TOTALS	RPI 1-25	RPI 26-50	W-L RECORDS	RPI 51-100	RPI 101-150	RPI 150+			
6- 24	0- 0	0- 4	OVERALL	0- 8	0- 3	6- 9			
4- 9	0- 0	0- 1	HOME	0- 3	0- 1	4- 4			
2- 13	0- 0	0- 2	AWAY	0- 1	0- 1	2- 2			
0- 2	0- 0	0- 1	NEUTRAL	0- 1	0- 0	0- 0			
3- 10	0- 0	0- 2	NON-CONFERENCE	0- 1	0- 1	3- 6			
3- 2	0- 0	0- 0	HOME	0- 0	0- 0	3- 2			
0- 7	0- 0	0- 1	AWAY	0- 1	0- 1	0- 4			
0- 1	0- 0	0- 1	NEUTRAL	0- 0	0- 0	0- 0			
3- 14	0- 0	0- 2	CONFERENCE	0- 7	0- 2	3- 3			
1- 7	0- 0	0- 1	HOME	0- 3	0- 1	1- 2			
2- 6	0- 0	0- 1	AWAY	0- 3	0- 1	2- 1			
0- 1	0- 0	0- 0	NEUTRAL	0- 1	0- 0	0- 0			

RPI S	Opponent	Score	RPI S	Opponent	Score	RPI S	Opponent	Score	RPI S	Opponent	Score	Team's RPI: 308
31	A South Dakota St.	54 78	31	H South Dakota St.	63 72	66	A IUPUI	49 71	121	A Northern Colo.	48 68	
48	N UNI	68 79	48	N UNI	68 79	66	H IUPUI	45 67	143	A Omaha	78 100	
49	A Colorado St.	49 76	49	A Colorado St.	49 76	72	A South Dakota	64 70	143	H Omaha	73 82	
						72	H South Dakota	44 53	152	H Northeastern	69 72	
						74	A Western Ill.	62 87	155	A Oral Roberts	47 45	
						74	H Western Ill.	68 80	155	H Oral Roberts	57 70	
						74	N Western Ill.	39 82	168	A Idaho St.	64 65	
						87	A Wyoming	49 59	213	H Seattle U	72 75	
									246	A Grand Canyon	70 73	
									289	A Northern Ariz.	67 82	
									299	A North Dakota St.	58 67	
									299	H North Dakota St.	80 86	
									311	H Pepperdine	75 67	
									315	A Fort Wayne	78 72	
									315	H Fort Wayne	78 50	
									321	H Air Force	65 52	
									335	A Utah Valley	58 72	
									346	H Cal St. Fullerton	77 58	
LAST 12 Division I GAMES:												
74	N Western Ill.	39 82	66	H IUPUI	45 67							
143	A Omaha	78 100	315	H Fort Wayne	78 50							
31	A South Dakota St.	54 78	72	H South Dakota	44 53							
155	H Oral Roberts	57 70	155	A Oral Roberts	47 45							
299	A North Dakota St.	58 67	143	H Omaha	73 82							
74	H Western Ill.	68 80	31	H South Dakota St.	63 72							

Non-Div I Games:

Denver



Detroit Mercy

Through Games Of March 5, 2017

Average RPI Win:	216	WON-LOST	WINNING	LAST 10	STRENGTH OF	OPP. STRENGTH	TEAM	ADJ.	CONF.	ADJ CONF.
Average RPI Loss:	165	RECORD	PCT. RANK	GAMES	SCHEDULE	OF SCHEDULE	RPI	RPI	RPI	RPI
DIV. I ONLY	17- 13	130	7- 3	232	194	148	148	19	19	
DIV. I NON-CONF.	4- 7	224	0- 0	266	116	231	231	21	21	
TOTALS	RPI 1-25	RPI 26-50	W-L RECORDS	RPI 51-100	RPI 101-150	RPI 150+				
17- 13	0- 0	1- 1	OVERALL	1- 2	5- 2	10- 8				
10- 2	0- 0	1- 0	HOME	1- 0	3- 0	5- 2				
5- 11	0- 0	0- 1	AWAY	0- 2	1- 2	4- 6				
2- 0	0- 0	0- 0	NEUTRAL	0- 0	1- 0	1- 0				
4- 7	0- 0	0- 0	NON-CONFERENCE	1- 2	1- 0	2- 5				
1- 2	0- 0	0- 0	HOME	1- 0	0- 0	0- 2				
2- 5	0- 0	0- 0	AWAY	0- 2	0- 0	2- 3				
1- 0	0- 0	0- 0	NEUTRAL	0- 0	1- 0	0- 0				
13- 6	0- 0	1- 1	CONFERENCE	0- 0	4- 2	8- 3				
9- 0	0- 0	1- 0	HOME	0- 0	3- 0	5- 0				
3- 6	0- 0	0- 1	AWAY	0- 0	1- 2	2- 3				
1- 0	0- 0	0- 0	NEUTRAL	0- 0	0- 0	1- 0				

RPI S	Opponent	Score	RPI S	Opponent	Score	RPI S	Opponent	Score	RPI S	Opponent	Score	Team's RPI: 148
28	A Green Bay	55 60	56	A Toledo	66 72	136	N Delaware	66 64				
28	H Green Bay	76 72	69	A Minnesota	91 111	137	A Wright St.	69 77				
			92	H Kent St.	73 52	137	H Wright St.	85 80				
						147	A Milwaukee	69 81				
						147	H Milwaukee	77 63				
						149	A Oakland	80 71				
						149	H Oakland	71 61				
						157	A CSUN	67 76				
						166	A East Carolina	81 83				
						170	H Western Mich.	65 75				
						183	A Cleveland St.	50 75				
						183	H Cleveland St.	66 54				
						183	N Cleveland St.	70 56				
						192	H George Mason	54 55				
						235	A Bradley	60 70				
						283	A Eastern Mich.	77 64				
						292	A Valparaiso	55 57				
						292	H Valparaiso	85 60				
						294	A Northern Ky.	55 53				
						294	H Northern Ky.	57 49				
						317	A Youngstown St.	83 67				
						317	H Youngstown St.	80 63				
						319	A Ill.-Chicago	62 63				
						319	H Ill.-Chicago	98 76				
						347	A Delaware St.	90 71				
LAST 12 Division I GAMES:												
183	N Cleveland St.	70 56	149	H Oakland	71 61							
317	A Youngstown St.	83 67	28	H Green Bay	76 72							
183	A Cleveland St.	50 75	147	H Milwaukee	77 63							
137	H Wright St.	85 80	294	A Northern Ky.	55 53							
292	A Valparaiso	55 57	137	A Wright St.	69 77							
319	A Ill.-Chicago	62 63	183	H Cleveland St.	66 54							

Non-Div I Games:

Detroit Mercy

Loss, Non-Conf, S Site, H Home A Away N Neutral



Drake

Through Games Of March 5, 2017

Average RPI Win:	186	WON-LOST	WINNING	LAST 10	STRENGTH OF	OPP. STRENGTH	TEAM	ADJ.	CONF.	ADJ CONF.
Average RPI Loss:	39	RECORD	PCT. RANK	GAMES	SCHEDULE	OF SCHEDULE	RPI	RPI	RPI	RPI
DIV. I ONLY	24- 4	8	10- 0	117	115	26	26	16	16	
DIV. I NON-CONF.	6- 4	127	0- 0	18	9	27	27	14	14	
TOTALS	RPI 1-25	RPI 26-50	W-L RECORDS	RPI 51-100	RPI 101-150	RPI 150+				
24- 4	0- 1	2- 2	OVERALL	3- 1	2- 0	17- 0				
12- 0	0- 0	1- 0	HOME	3- 0	0- 0	8- 0				
11- 3	0- 1	1- 1	AWAY	0- 1	1- 0	9- 0				
1- 1	0- 0	0- 1	NEUTRAL	0- 0	1- 0	0- 0				
6- 4	0- 1	0- 2	NON-CONFERENCE	3- 1	2- 0	1- 0				
3- 0	0- 0	0- 0	HOME	3- 0	0- 0	0- 0				
2- 3	0- 1	0- 1	AWAY	0- 1	1- 0	1- 0				
1- 1	0- 0	0- 1	NEUTRAL	0- 0	1- 0	0- 0				
18- 0	0- 0	2- 0	CONFERENCE	0- 0	0- 0	16- 0				
9- 0	0- 0	1- 0	HOME	0- 0	0- 0	8- 0				
9- 0	0- 0	1- 0	AWAY	0- 0	0- 0	8- 0				
0- 0	0- 0	0- 0	NEUTRAL	0- 0	0- 0	0- 0				

RPI 1-25				RPI 26-50				Team's RPI: 26				RPI 51-100				RPI 101+			
RPI	S	Opponent	Score	RPI	S	Opponent	Score					RPI	S	Opponent	Score	RPI	S	Opponent	Score
22	A	Creighton	77 80	28	A	Green Bay	48 71					59	A	Iowa St.	67 75	114	A	North Dakota	99 91
				45	N	Auburn	80 85					60	H	Iowa	81 76	139	N	Eastern Wash.	93 78
				48	A	UNI	88 79					87	H	Wyoming	63 50	154	A	Missouri St.	90 64
				48	H	UNI	70 57					89	H	Northern Ill.	95 86	154	H	Missouri St.	98 91
																165	A	Southern Ill.	71 60
																165	H	Southern Ill.	75 59
																182	A	Wichita St.	83 78
																182	H	Wichita St.	105 89
																197	A	Nebraska	84 70
																234	A	Indiana St.	64 45
																234	H	Indiana St.	76 62
																235	A	Bradley	93 60
																235	H	Bradley	98 46
																239	A	Evansville	73 48
																239	H	Evansville	82 65
																314	A	Illinois St.	87 36
																314	H	Illinois St.	101 49
																323	A	Loyola Chicago	86 42
																323	H	Loyola Chicago	89 46
LAST 12 Division I GAMES:																			
				182	H	Wichita St.	105 89					314	H	Illinois St.	101 49				
				154	H	Missouri St.	98 91					239	A	Evansville	73 48				
				48	H	UNI	70 57					165	A	Southern Ill.	71 60				
				323	A	Loyola Chicago	86 42					48	A	UNI	88 79				
				234	A	Indiana St.	64 45					234	H	Indiana St.	76 62				
				235	H	Bradley	98 46					323	H	Loyola Chicago	89 46				



Average RPI Win: <b>185</b>	WON-LOST	WINNING	LAST 10	STRENGTH OF	OPP. STRENGTH	TEAM	ADJ.	CONF.	ADJ CONF.
Average RPI Loss: <b>93</b>	RECORD	PCT. RANK	GAMES	SCHEDULE	OF SCHEDULE	RPI	RPI	RPI	RPI
DIV. I ONLY	20- 9	70	6- 4	152	97	79	79	9	9
DIV. I NON-CONF.	9- 2	37	0- 0	239	178	67	67	8	8
TOTALS	RPI 1-25	RPI 26-50	W-L RECORDS	RPI 51-100	RPI 101-150	RPI 150+			
20- 9	0- 0	1- 4	OVERALL	1- 1	5- 2	13- 2			
12- 2	0- 0	1- 2	HOME	1- 0	3- 0	7- 0			
6- 7	0- 0	0- 2	AWAY	0- 1	2- 2	4- 2			
2- 0	0- 0	0- 0	NEUTRAL	0- 0	0- 0	2- 0			
9- 2	0- 0	1- 0	NON-CONFERENCE	1- 1	2- 1	5- 0			
5- 0	0- 0	1- 0	HOME	1- 0	1- 0	2- 0			
2- 2	0- 0	0- 0	AWAY	0- 1	1- 1	1- 0			
2- 0	0- 0	0- 0	NEUTRAL	0- 0	0- 0	2- 0			
11- 7	0- 0	0- 4	CONFERENCE	0- 0	3- 1	8- 2			
7- 2	0- 0	0- 2	HOME	0- 0	2- 0	5- 0			
4- 5	0- 0	0- 2	AWAY	0- 0	1- 1	3- 2			
0- 0	0- 0	0- 0	NEUTRAL	0- 0	0- 0	0- 0			

RPI S	Opponent	Score	RPI S	Opponent	Score	RPI S	Opponent	Score	RPI S	Opponent	Score
27	A Elon	65 <b>75</b>	27	H Elon	45 <b>48</b>	70	A Bucknell	66 <b>78</b>	109	H Saint Joseph's	60 49
30	H Syracuse	62 61	41	A James Madison	47 <b>54</b>	85	H Penn St.	83 60	110	A Vanderbilt	63 <b>73</b>
41	H James Madison	64 <b>74</b>							126	A Cornell	63 53
									130	A William & Mary	65 <b>74</b>
									130	H William & Mary	65 48
									136	A Delaware	54 44
									136	H Delaware	53 49
									152	A Northeastern	63 33
									152	H Northeastern	74 51
									188	A Hofstra	53 <b>58</b>
									188	H Hofstra	65 43
									192	N George Mason	82 71
									199	A Towson	80 65
									199	H Towson	58 48
									204	A Col. of Charleston	75 <b>79</b>
									204	H Col. of Charleston	70 57
									223	A UNCW	71 38
									223	H UNCW	76 51
									266	H Niagara	69 57
									301	A Lafayette	81 39
									309	N Massachusetts	65 47
									347	H Delaware St.	69 44
LAST 12 Division I GAMES:											
130	A William & Mary	65 <b>74</b>	130	H William & Mary	65 48						
188	A Hofstra	53 <b>58</b>	136	A Delaware	54 44						
41	H James Madison	64 <b>74</b>	204	A Col. of Charleston	75 <b>79</b>						
136	H Delaware	53 49	152	H Northeastern	74 51						
199	A Towson	80 65	41	A James Madison	47 <b>54</b>						
223	H UNCW	76 51	188	H Hofstra	65 43						

Non-Div I Games:

Drexel

■ Loss, 
 ■ Non-Conf, 
 ■ S Site, 
 ■ H Home 
 ■ A Away 
 N Neutral



Average RPI Win:	109	WON-LOST	WINNING	LAST 10	STRENGTH OF	OPP. STRENGTH	TEAM	ADJ.	CONF.	ADJ CONF.
Average RPI Loss:	33	RECORD	PCT. RANK	GAMES	SCHEDULE	OF SCHEDULE	RPI	RPI	RPI	RPI
DIV. I ONLY	27- 5	10	9- 1	24	11	8	8	3	3	
DIV. I NON-CONF.	12- 1	7	0- 0	103	34	10	10	4	4	
TOTALS	RPI 1-25	RPI 26-50	W-L RECORDS	RPI 51-100	RPI 101-150	RPI 150+				
27- 5	5- 3	3- 1	OVERALL	6- 0	6- 1	7- 0				
16- 0	4- 0	2- 0	HOME	3- 0	4- 0	3- 0				
9- 4	0- 2	0- 1	AWAY	3- 0	2- 1	4- 0				
2- 1	1- 1	1- 0	NEUTRAL	0- 0	0- 0	0- 0				
12- 1	2- 0	1- 0	NON-CONFERENCE	2- 0	2- 1	5- 0				
8- 0	2- 0	1- 0	HOME	2- 0	1- 0	2- 0				
4- 1	0- 0	0- 0	AWAY	0- 0	1- 1	3- 0				
0- 0	0- 0	0- 0	NEUTRAL	0- 0	0- 0	0- 0				
15- 4	3- 3	2- 1	CONFERENCE	4- 0	4- 0	2- 0				
8- 0	2- 0	1- 0	HOME	1- 0	3- 0	1- 0				
5- 3	0- 2	0- 1	AWAY	3- 0	1- 0	1- 0				
2- 1	1- 1	1- 0	NEUTRAL	0- 0	0- 0	0- 0				

RPI	S	Opponent	Score
2	A	Notre Dame	58 62
2	N	Notre Dame	61 84
3	H	South Carolina	74 63
11	H	Louisville	58 55
12	A	Florida St.	45 69
14	H	Kentucky	69 54
15	H	Miami (FL)	83 70
15	N	Miami (FL)	57 52

RPI	S	Opponent	Score
27	H	Elon	68 61
30	H	Syracuse	72 55
30	N	Syracuse	68 46
37	A	North Carolina St.	52 55

RPI	S	Opponent	Score
51	A	Virginia	70 51
58	A	Georgia Tech	75 68
61	H	Penn	68 55
62	H	Villanova	68 50
88	A	Wake Forest	79 53
88	H	Wake Forest	71 43

RPI	S	Opponent	Score
106	H	Virginia Tech	84 59
110	A	Vanderbilt	73 77
111	H	Clemson	65 37
119	A	North Carolina	95 71
119	H	North Carolina	70 58
123	A	Long Beach St.	83 46
131	H	Old Dominion	92 64
158	H	Pittsburgh	62 48
175	A	Boston College	67 44
224	A	Rutgers	68 32
227	A	Liberty	98 38
246	H	Grand Canyon	90 47
311	A	Pepperdine	99 65
344	H	Longwood	105 48

## LAST 12 Division I GAMES:

2	N	Notre Dame	61 84	158	H	Pittsburgh	62 48
15	N	Miami (FL)	57 52	30	H	Syracuse	72 55
30	N	Syracuse	68 46	51	A	Virginia	70 51
119	A	North Carolina	95 71	111	H	Clemson	65 37
15	H	Miami (FL)	83 70	88	H	Wake Forest	71 43
88	A	Wake Forest	79 53	2	A	Notre Dame	58 62

Non-Div I Games:

Duke



Average RPI Win:	181	WON-LOST	WINNING	LAST 10	STRENGTH OF	OPP. STRENGTH	TEAM	ADJ.	CONF.	ADJ CONF.
Average RPI Loss:	107	RECORD	PCT. RANK	GAMES	SCHEDULE	OF SCHEDULE	RPI	RPI	RPI	RPI
DIV. I ONLY	18- 15	150	6- 4	92	94	124	124	12	12	
DIV. I NON-CONF.	7- 6	157	0- 1	94	79	109	109	12	12	
TOTALS	RPI 1-25	RPI 26-50	W-L RECORDS	RPI 51-100	RPI 101-150	RPI 150+				
18- 15	0- 2	0- 3	OVERALL	4- 4	3- 3	11- 3				
10- 5	0- 1	0- 1	HOME	1- 2	1- 1	8- 0				
5- 9	0- 1	0- 1	AWAY	2- 2	1- 2	2- 3				
3- 1	0- 0	0- 1	NEUTRAL	1- 0	1- 0	1- 0				
7- 6	0- 2	0- 0	NON-CONFERENCE	1- 3	1- 1	5- 0				
3- 3	0- 1	0- 0	HOME	0- 1	0- 1	3- 0				
3- 3	0- 1	0- 0	AWAY	1- 2	1- 0	1- 0				
1- 0	0- 0	0- 0	NEUTRAL	0- 0	0- 0	1- 0				
11- 9	0- 0	0- 3	CONFERENCE	3- 1	2- 2	6- 3				
7- 2	0- 0	0- 1	HOME	1- 1	1- 0	5- 0				
2- 6	0- 0	0- 1	AWAY	1- 0	0- 2	1- 3				
2- 1	0- 0	0- 1	NEUTRAL	1- 0	1- 0	0- 0				

RPI	S	Opponent	Score	RPI	S	Opponent	Score	RPI	S	Opponent	Score	RPI	S	Opponent	Score	Team's RPI: 124
16	H	Maryland	57 77	33	A	Dayton	47 66	52	A	George Washington	73 63	109	A	Saint Joseph's	58 60	
25	A	Ohio St.	69 89	33	H	Dayton	64 75	52	H	George Washington	40 75	109	N	Saint Joseph's	78 63	
				33	N	Dayton	56 70	52	N	George Washington	62 58	113	H	Charlotte	63 77	
								53	A	California	66 86	122	A	Fordham	51 64	
								55	A	Ohio	46 64	144	H	VCU	70 51	
								64	A	St. John's (NY)	71 65	146	A	Iona	61 58	
								95	H	Saint Louis	94 65	158	H	Pittsburgh	63 54	
								96	H	Buffalo	69 71	167	A	La Salle	76 68	
												192	H	George Mason	76 57	
												192	H	George Mason	66 55	
												236	H	Richmond	73 61	
												238	A	Akron	67 57	
												247	A	St. Bonaventure	56 69	
												247	H	St. Bonaventure	83 61	
												278	H	Davidson	73 51	
												279	N	Western Caro.	65 50	
												301	H	Lafayette	67 52	
												302	A	Rhode Island	69 71	
												305	H	Lehigh	63 49	
												309	A	Massachusetts	67 75	
LAST 12 Division I GAMES:																
				33	N	Dayton	56 70	302	A	Rhode Island	69 71					
				109	N	Saint Joseph's	78 63	33	A	Dayton	47 66					
				52	N	George Washington	62 58	144	H	VCU	70 51					
				192	H	George Mason	66 55	192	H	George Mason	76 57					
				53	A	California	66 86	109	A	Saint Joseph's	58 60					
				247	H	St. Bonaventure	83 61	52	A	George Washington	73 63					

Non-Div I Games:

Duquesne

■ Loss, 
 ■ Non-Conf, 
 ■ S Site, 
 ■ Home 
 ■ Away 
 N Neutral



Average RPI Win: <b>250</b>	WON-LOST	WINNING	LAST 10	STRENGTH OF	OPP. STRENGTH	TEAM	ADJ.	CONF.	ADJ CONF.
Average RPI Loss: <b>146</b>	RECORD	PCT. RANK	GAMES	SCHEDULE	OF SCHEDULE	RPI	RPI	RPI	RPI
DIV. I ONLY	<b>16- 14</b>	<b>158</b>	<b>5- 5</b>	<b>288</b>	<b>169</b>	<b>203</b>	<b>203</b>	<b>17</b>	<b>17</b>
DIV. I NON-CONF.	<b>8- 7</b>	<b>164</b>	<b>0- 0</b>	<b>307</b>	<b>170</b>	<b>232</b>	<b>232</b>	<b>20</b>	<b>20</b>
TOTALS	RPI 1-25	RPI 26-50	W-L RECORDS	RPI 51-100	RPI 101-150	RPI 150+			
16- 14	0- 1	0- 1	OVERALL	0- 4	1- 2	15- 6			
8- 7	0- 1	0- 1	HOME	0- 2	1- 1	7- 2			
7- 5	0- 0	0- 0	AWAY	0- 2	0- 0	7- 3			
1- 2	0- 0	0- 0	NEUTRAL	0- 0	0- 1	1- 1			
8- 7	0- 1	0- 1	NON-CONFERENCE	0- 0	1- 2	7- 3			
4- 4	0- 1	0- 1	HOME	0- 0	1- 1	3- 1			
3- 2	0- 0	0- 0	AWAY	0- 0	0- 0	3- 2			
1- 1	0- 0	0- 0	NEUTRAL	0- 0	0- 1	1- 0			
8- 7	0- 0	0- 0	CONFERENCE	0- 4	0- 0	8- 3			
4- 3	0- 0	0- 0	HOME	0- 2	0- 0	4- 1			
4- 3	0- 0	0- 0	AWAY	0- 2	0- 0	4- 1			
0- 1	0- 0	0- 0	NEUTRAL	0- 0	0- 0	0- 1			

RPI 1-25				RPI 26-50				RPI 51-100				RPI 101+ Team's RPI: 203			
RPI	S	Opponent	Score	RPI	S	Opponent	Score	RPI	S	Opponent	Score	RPI	S	Opponent	Score
21	H	Tennessee	58 <b>83</b>	27	H	Elon	51 <b>79</b>	63	A	Chattanooga	45 <b>60</b>	110	H	Vanderbilt	72 <b>80</b>
								63	H	Chattanooga	62 <b>70</b>	127	N	Maine	48 <b>61</b>
								93	A	Mercer	55 <b>72</b>	131	H	Old Dominion	70 60
								93	H	Mercer	56 <b>71</b>	187	A	Campbell	56 55
												200	A	UNCG	62 <b>73</b>
												200	H	UNCG	60 52
												224	H	Appalachian St.	68 <b>71</b>
												228	A	Samford	69 57
												228	H	Samford	61 56
												228	N	Samford	64 <b>67</b>
												237	A	Wofford	77 69
												237	H	Wofford	52 <b>54</b>
												259	A	Furman	74 64
												259	H	Furman	75 66
												260	A	Butler	68 59
												263	A	Austin Peay	74 <b>77</b>
												264	H	Murray St.	79 60
												278	H	Davidson	76 56
												279	A	Western Caro.	72 55
												279	H	Western Caro.	76 57
												282	A	Tennessee Tech	82 76
												286	N	Coppin St.	70 58
												294	A	Northern Ky.	56 <b>62</b>
												342	H	Winthrop	62 45
LAST 12 Division I GAMES:															
				228	N	Samford	64 <b>67</b>	93	H	Mercer	56 <b>71</b>				
				259	H	Furman	75 66	228	H	Samford	61 56				
				237	H	Wofford	52 <b>54</b>	237	A	Wofford	77 69				
				200	A	UNCG	62 <b>73</b>	259	A	Furman	74 64				
				279	A	Western Caro.	72 55	279	H	Western Caro.	76 57				
				63	H	Chattanooga	62 <b>70</b>	200	H	UNCG	60 52				

Non-Div I Games:

ETSU

■ Loss, 
 ■ Non-Conf, 
 ■ S Site, 
 ■ H Home 
 ■ A Away 
 N Neutral



# East Carolina

Through Games Of March 5, 2017

Average RPI Win:	196	WON-LOST	WINNING	LAST 10	STRENGTH OF	OPP. STRENGTH	TEAM	ADJ.	CONF.	ADJ CONF.
Average RPI Loss:	85	RECORD	PCT. RANK	GAMES	SCHEDULE	OF SCHEDULE	RPI	RPI	RPI	RPI
DIV. I ONLY	10- 19	259	1- 9	42	85	166	166	5	5	
DIV. I NON-CONF.	8- 4	97	0- 0	102	270	88	88	5	5	
TOTALS	RPI 1-25	RPI 26-50	W-L RECORDS	RPI 51-100	RPI 101-150	RPI 150+				
10- 19	0- 4	0- 4	OVERALL	0- 3	3- 4	7- 4				
7- 7	0- 2	0- 2	HOME	0- 2	2- 0	5- 1				
1- 10	0- 2	0- 1	AWAY	0- 1	0- 3	1- 3				
2- 2	0- 0	0- 1	NEUTRAL	0- 0	1- 1	1- 0				
8- 4	0- 0	0- 2	NON-CONFERENCE	0- 0	2- 2	6- 0				
5- 1	0- 0	0- 1	HOME	0- 0	1- 0	4- 0				
1- 2	0- 0	0- 0	AWAY	0- 0	0- 2	1- 0				
2- 1	0- 0	0- 1	NEUTRAL	0- 0	1- 0	1- 0				
2- 15	0- 4	0- 2	CONFERENCE	0- 3	1- 2	1- 4				
2- 6	0- 2	0- 1	HOME	0- 2	1- 0	1- 1				
0- 8	0- 2	0- 1	AWAY	0- 1	0- 1	0- 3				
0- 1	0- 0	0- 0	NEUTRAL	0- 0	0- 1	0- 0				

RPI	S	Opponent	Score	RPI	S	Opponent	Score	RPI	S	Opponent	Score	RPI	S	Opponent	Score	Team's RPI: 166
1	A	UConn	45 90	29	A	South Fla.	48 79	73	H	Tulane	45 61	101	H	SMU	58 57	
1	H	UConn	44 91	29	H	South Fla.	66 76	94	A	UCF	51 79	101	N	SMU	54 60	
18	A	Temple	47 78	45	H	Auburn	52 61	94	H	UCF	42 54	113	A	Charlotte	64 79	
18	H	Temple	43 76	47	N	West Virginia	47 79					117	N	Ball St.	82 69	
												130	A	William & Mary	72 82	
												141	A	Tulsa	92 100	
												148	H	Detroit Mercy	83 81	
												162	A	Memphis	50 72	
												173	A	Houston	65 81	
												173	H	Houston	62 73	
												181	A	Cincinnati	64 74	
												181	H	Cincinnati	80 69	
												223	H	UNCW	75 65	
												226	H	Southern U.	62 55	
												229	H	Presbyterian	54 46	
												230	N	Marist	70 68	
												236	A	Richmond	71 60	
												267	H	UMES	66 58	
LAST 12 Division I GAMES:																
101	N	SMU	54 60	29	H	South Fla.	66 76									
173	A	Houston	65 81	173	H	Houston	62 73									
181	H	Cincinnati	80 69	141	A	Tulsa	92 100									
94	A	UCF	51 79	1	H	UConn	44 91									
162	A	Memphis	50 72	181	A	Cincinnati	64 74									
18	H	Temple	43 76	94	H	UCF	42 54									

Non-Div I Games: Greensboro 107 40

East Carolina

Loss, Non-Conf, S Site, H Home A Away N Neutral



Average RPI Win:	265	WON-LOST	WINNING	LAST 10	STRENGTH OF	OPP. STRENGTH	TEAM	ADJ.	CONF.	ADJ CONF.
Average RPI Loss:	209	RECORD	PCT. RANK	GAMES	SCHEDULE	OF SCHEDULE	RPI	RPI	RPI	RPI
DIV. I ONLY	7- 19	295	4- 6	258	314	300	300	26	26	
DIV. I NON-CONF.	2- 8	288	0- 0	183	347	279	279	26	26	
TOTALS	RPI 1-25	RPI 26-50	W-L RECORDS	RPI 51-100	RPI 101-150	RPI 150+				
7- 19	0- 0	0- 0	OVERALL	0- 2	0- 2	7- 15				
3- 8	0- 0	0- 0	HOME	0- 1	0- 1	3- 6				
4- 11	0- 0	0- 0	AWAY	0- 1	0- 1	4- 9				
0- 0	0- 0	0- 0	NEUTRAL	0- 0	0- 0	0- 0				
2- 8	0- 0	0- 0	NON-CONFERENCE	0- 1	0- 2	2- 5				
0- 3	0- 0	0- 0	HOME	0- 0	0- 1	0- 2				
2- 5	0- 0	0- 0	AWAY	0- 1	0- 1	2- 3				
0- 0	0- 0	0- 0	NEUTRAL	0- 0	0- 0	0- 0				
5- 11	0- 0	0- 0	CONFERENCE	0- 1	0- 0	5- 10				
3- 5	0- 0	0- 0	HOME	0- 1	0- 0	3- 4				
2- 6	0- 0	0- 0	AWAY	0- 0	0- 0	2- 6				
0- 0	0- 0	0- 0	NEUTRAL	0- 0	0- 0	0- 0				

RPI S	Opponent	Score	RPI S	Opponent	Score	RPI S	Opponent	Score	RPI S	Opponent	Score	Team's RPI: 300
						57	H Belmont	58 77	102	A Stetson	55 72	
						74	A Western Ill.	62 83	137	H Wright St.	61 71	
									180	A Morehead St.	62 66	
									181	A Cincinnati	64 78	
									183	H Cleveland St.	56 66	
									206	A SIUE	52 68	
									206	H SIUE	59 75	
									219	A UT Martin	72 74	
									219	H UT Martin	80 70	
									234	H Indiana St.	61 88	
									239	A Evansville	73 63	
									251	H Jacksonville St.	71 67	
									254	A Tennessee St.	58 69	
									263	A Austin Peay	78 73	
									263	H Austin Peay	59 69	
									264	A Murray St.	74 92	
									264	H Murray St.	57 66	
									268	A Southeast Mo. St.	71 62	
									268	H Southeast Mo. St.	65 107	
									270	A Eastern Ky.	85 88	
									282	H Tennessee Tech	54 46	
									292	A Valparaiso	68 73	
									314	A Illinois St.	49 60	
									331	A Florida A&M	66 50	
LAST 12 Division I GAMES:												
			206	A SIUE	52 68		254	A Tennessee St.	58 69			
			263	A Austin Peay	78 73		206	H SIUE	59 75			
			264	H Murray St.	57 66		268	A Southeast Mo. St.	71 62			
			268	H Southeast Mo. St.	65 107		219	H UT Martin	80 70			
			219	A UT Martin	72 74		263	H Austin Peay	59 69			
			282	H Tennessee Tech	54 46		264	A Murray St.	74 92			

Non-Div I Games: Ill.-Springfield 74 60 Millikin 97 54

Eastern Ill.

Loss, Non-Conf, S Site, H Home A Away N Neutral



Average RPI Win:	248	WON-LOST	WINNING	LAST 10	STRENGTH OF	OPP. STRENGTH	TEAM	ADJ.	CONF.	ADJ CONF.
Average RPI Loss:	184	RECORD	PCT. RANK	GAMES	SCHEDULE	OF SCHEDULE	RPI	RPI	RPI	RPI
DIV. I ONLY	11- 20	257	4- 6	196	292	270	270	26	26	
DIV. I NON-CONF.	2- 10	305	0- 0	267	283	333	333	26	26	
TOTALS	RPI 1-25	RPI 26-50	W-L RECORDS	RPI 51-100	RPI 101-150	RPI 150+				
11- 20	0- 0	0- 1	OVERALL	0- 5	0- 1	11- 13				
7- 5	0- 0	0- 1	HOME	0- 1	0- 0	7- 3				
1- 11	0- 0	0- 0	AWAY	0- 3	0- 1	1- 7				
3- 4	0- 0	0- 0	NEUTRAL	0- 1	0- 0	3- 3				
2- 10	0- 0	0- 1	NON-CONFERENCE	0- 2	0- 1	2- 6				
1- 3	0- 0	0- 1	HOME	0- 0	0- 0	1- 2				
0- 4	0- 0	0- 0	AWAY	0- 2	0- 1	0- 1				
1- 3	0- 0	0- 0	NEUTRAL	0- 0	0- 0	1- 3				
9- 10	0- 0	0- 0	CONFERENCE	0- 3	0- 0	9- 7				
6- 2	0- 0	0- 0	HOME	0- 1	0- 0	6- 1				
1- 7	0- 0	0- 0	AWAY	0- 1	0- 0	1- 6				
2- 1	0- 0	0- 0	NEUTRAL	0- 1	0- 0	2- 0				

RPI S	Opponent	Score	RPI S	Opponent	Score	RPI S	Opponent	Score	RPI S	Opponent	Score	Team's RPI: 270
40	H Western Ky.	63 90	57	A Belmont	58 74	137	A Wright St.	73 85				
			57	H Belmont	67 73	170	N Western Mich.	59 74				
			57	N Belmont	64 94	180	A Morehead St.	54 80				
			92	A Kent St.	67 80	180	H Morehead St.	65 58				
			95	A Saint Louis	51 78	180	N Morehead St.	73 67				
						200	A UNCG	66 81				
						206	H SIUE	75 63				
						206	N SIUE	61 58				
						219	A UT Martin	56 66				
						238	H Akron	57 63				
						241	N Miami (OH)	54 65				
						251	A Jacksonville St.	61 71				
						251	H Jacksonville St.	49 54				
						254	A Tennessee St.	64 78				
						254	H Tennessee St.	66 62				
						258	H Bowling Green	57 55				
						263	H Austin Peay	80 71				
						264	A Murray St.	64 70				
						268	A Southeast Mo. St.	74 63				
						279	H Western Caro.	61 72				
						282	A Tennessee Tech	51 53				
						282	H Tennessee Tech	78 65				
						300	H Eastern Ill.	88 85				
						315	N Fort Wayne	59 68				
						328	N Morgan St.	66 58				
LAST 12 Division I GAMES:												
			57	N Belmont	64 94	57	H Belmont	67 73				
			206	N SIUE	61 58	180	H Morehead St.	65 58				
			180	N Morehead St.	73 67	264	A Murray St.	64 70				
			282	H Tennessee Tech	78 65	219	A UT Martin	56 66				
			251	A Jacksonville St.	61 71	263	H Austin Peay	80 71				
			254	A Tennessee St.	64 78	282	A Tennessee Tech	51 53				

Non-Div I Games: Ohio Valley 88 30

Eastern Ky.

■ Loss, 
■ Non-Conf, 
■ S Site, 
■ Home 
■ A Away 
N Neutral



Average RPI Win: 283		WON-LOST	WINNING	LAST 10	STRENGTH OF	OPP. STRENGTH	TEAM	ADJ.	CONF.	ADJ CONF.
Average RPI Loss: 120		RECORD	PCT. RANK	GAMES	SCHEDULE	OF SCHEDULE	RPI	RPI	RPI	RPI
DIV. I ONLY		5- 24	324	0- 10	95	152	283	283	10	10
DIV. I NON-CONF.		4- 7	224	0- 0	218	260	251	251	11	11
TOTALS		RPI 1-25	RPI 26-50		W-L RECORDS		RPI 51-100	RPI 101-150		RPI 150+
5- 24	0- 0	0- 2		OVERALL		0- 11	0- 4		5- 7	
3- 10	0- 0	0- 1		HOME		0- 4	0- 2		3- 3	
1- 12	0- 0	0- 1		AWAY		0- 6	0- 1		1- 4	
1- 2	0- 0	0- 0		NEUTRAL		0- 1	0- 1		1- 0	
4- 7	0- 0	0- 0		NON-CONFERENCE		0- 3	0- 2		4- 2	
2- 2	0- 0	0- 0		HOME		0- 0	0- 1		2- 1	
1- 3	0- 0	0- 0		AWAY		0- 2	0- 0		1- 1	
1- 2	0- 0	0- 0		NEUTRAL		0- 1	0- 1		1- 0	
1- 17	0- 0	0- 2		CONFERENCE		0- 8	0- 2		1- 5	
1- 8	0- 0	0- 1		HOME		0- 4	0- 1		1- 2	
0- 9	0- 0	0- 1		AWAY		0- 4	0- 1		0- 3	
0- 0	0- 0	0- 0		NEUTRAL		0- 0	0- 0		0- 0	

RPI 1-25				RPI 26-50				RPI 51-100				RPI 101+				Team's RPI: 283
RPI	S	Opponent	Score	RPI	S	Opponent	Score	RPI	S	Opponent	Score	RPI	S	Opponent	Score	
				38	A	Central Mich.	48 71	54	A	Purdue	50 77	117	A	Ball St.	49 78	
				38	H	Central Mich.	63 104	55	A	Ohio	51 68	117	H	Ball St.	54 64	
								56	A	Toledo	57 65	121	N	Northern Colo.	57 58	
								56	H	Toledo	49 66	148	H	Detroit Mercy	64 77	
								73	N	Tulane	50 62	170	A	Western Mich.	60 70	
								88	A	Wake Forest	61 89	170	H	Western Mich.	67 76	
								89	A	Northern Ill.	73 85	180	A	Morehead St.	73 78	
								89	H	Northern Ill.	71 81	215	H	Monmouth	68 75	
								92	A	Kent St.	65 83	238	A	Akron	62 80	
								92	H	Kent St.	67 86	241	A	Miami (OH)	61 72	
								96	H	Buffalo	52 56	241	H	Miami (OH)	63 79	
												247	H	St. Bonaventure	75 56	
												255	N	Georgia St.	69 59	
												258	H	Bowling Green	81 74	
												321	H	Air Force	65 44	
												332	A	Incarinate Word	66 47	
LAST 12 Division I GAMES:																
				38	A	Central Mich.	48 71	241	H	Miami (OH)	63 79					
				117	H	Ball St.	54 64	92	A	Kent St.	65 83					
				89	H	Northern Ill.	71 81	38	H	Central Mich.	63 104					
				56	A	Toledo	57 65	238	A	Akron	62 80					
				170	A	Western Mich.	60 70	258	H	Bowling Green	81 74					
				96	H	Buffalo	52 56	55	A	Ohio	51 68					

Non-Div I Games:	Ferris St.	68	50
------------------	------------	----	----

Eastern Mich.

Loss, Non-Conf, S Site, H Home A Away N Neutral



Average RPI Win:	246	WON-LOST	WINNING	LAST 10	STRENGTH OF	OPP. STRENGTH	TEAM	ADJ.	CONF.	ADJ CONF.
Average RPI Loss:	105	RECORD	PCT. RANK	GAMES	SCHEDULE	OF SCHEDULE	RPI	RPI	RPI	RPI
DIV. I ONLY	16- 12	124	6- 4	159	220	139	139	20	20	
DIV. I NON-CONF.	4- 6	209	0- 0	47	176	115	115	18	18	
TOTALS	RPI 1-25	RPI 26-50	W-L RECORDS	RPI 51-100	RPI 101-150	RPI 150+				
16- 12	0- 1	0- 2	OVERALL	0- 5	2- 2	14- 2				
7- 4	0- 0	0- 0	HOME	0- 2	2- 1	5- 1				
8- 6	0- 1	0- 0	AWAY	0- 3	0- 1	8- 1				
1- 2	0- 0	0- 2	NEUTRAL	0- 0	0- 0	1- 0				
4- 6	0- 1	0- 2	NON-CONFERENCE	0- 3	0- 0	4- 0				
1- 1	0- 0	0- 0	HOME	0- 1	0- 0	1- 0				
2- 3	0- 1	0- 0	AWAY	0- 2	0- 0	2- 0				
1- 2	0- 0	0- 2	NEUTRAL	0- 0	0- 0	1- 0				
12- 6	0- 0	0- 0	CONFERENCE	0- 2	2- 2	10- 2				
6- 3	0- 0	0- 0	HOME	0- 1	2- 1	4- 1				
6- 3	0- 0	0- 0	AWAY	0- 1	0- 1	6- 1				
0- 0	0- 0	0- 0	NEUTRAL	0- 0	0- 0	0- 0				

RPI 1-25				RPI 26-50				RPI 51-100				RPI 101+				Team's RPI: 139	
RPI	S	Opponent	Score	RPI	S	Opponent	Score	RPI	S	Opponent	Score	RPI	S	Opponent	Score		
10	A	Washington	52 100	26	N	Drake	78 93	67	A	Boise St.	64 67	114	H	North Dakota	71 75		
				27	N	Elon	55 76	73	A	Tulane	51 63	121	H	Northern Colo.	67 61		
								76	H	Gonzaga	54 73	142	A	Idaho	51 78		
								78	A	Montana St.	83 88	142	H	Idaho	67 57		
								78	H	Montana St.	61 72	157	A	CSUN	71 57		
												168	A	Idaho St.	61 58		
												168	H	Idaho St.	58 41		
												233	A	Portland St.	68 62		
												249	A	Weber St.	70 42		
												249	H	Weber St.	99 85		
												259	N	Furman	68 56		
												280	A	Sacramento St.	72 65		
												285	A	Southern Utah	67 66		
												285	H	Southern Utah	63 64		
												289	A	Northern Ariz.	47 56		
												289	H	Northern Ariz.	79 64		
												325	A	Montana	60 46		
												325	H	Montana	64 57		
												335	A	Utah Valley	83 50		
												346	H	Cal St. Fullerton	84 67		
LAST 12 Division I GAMES:																	
				289	H	Northern Ariz.	79 64					114	H	North Dakota	71 75		
				285	H	Southern Utah	63 64					233	A	Portland St.	68 62		
				168	A	Idaho St.	61 58					280	A	Sacramento St.	72 65		
				249	A	Weber St.	70 42					78	H	Montana St.	61 72		
				142	A	Idaho	51 78					325	H	Montana	64 57		
				121	H	Northern Colo.	67 61					285	A	Southern Utah	67 66		

Non-Div I Games: Multnomah 88 30

Eastern Wash.

Loss, Non-Conf, S Site, H Home A Away N Neutral



Average RPI Win:	165	WON-LOST	WINNING	LAST 10	STRENGTH OF	OPP. STRENGTH	TEAM	ADJ.	CONF.	ADJ CONF.
Average RPI Loss:	54	RECORD	PCT. RANK	GAMES	SCHEDULE	OF SCHEDULE	RPI	RPI	RPI	RPI
DIV. I ONLY	23- 6	25	9- 1	70	88	27	27	9	9	
DIV. I NON-CONF.	7- 4	114	2- 0	60	60	49	49	8	8	
TOTALS	RPI 1-25	RPI 26-50	W-L RECORDS	RPI 51-100	RPI 101-150	RPI 150+				
23- 6	0- 1	1- 3	OVERALL	3- 1	5- 1	14- 0				
10- 2	0- 0	0- 1	HOME	2- 1	2- 0	6- 0				
11- 4	0- 1	1- 2	AWAY	1- 0	2- 1	7- 0				
2- 0	0- 0	0- 0	NEUTRAL	0- 0	1- 0	1- 0				
7- 4	0- 1	1- 1	NON-CONFERENCE	1- 1	1- 1	4- 0				
2- 1	0- 0	0- 0	HOME	1- 1	0- 0	1- 0				
3- 3	0- 1	1- 1	AWAY	0- 0	0- 1	2- 0				
2- 0	0- 0	0- 0	NEUTRAL	0- 0	1- 0	1- 0				
16- 2	0- 0	0- 2	CONFERENCE	2- 0	4- 0	10- 0				
8- 1	0- 0	0- 1	HOME	1- 0	2- 0	5- 0				
8- 1	0- 0	0- 1	AWAY	1- 0	2- 0	5- 0				
0- 0	0- 0	0- 0	NEUTRAL	0- 0	0- 0	0- 0				

RPI 1-25				RPI 26-50				Team's RPI: 27	RPI 51-100				RPI 101+			
RPI	S	Opponent	Score	RPI	S	Opponent	Score		RPI	S	Opponent	Score	RPI	S	Opponent	Score
8	A	Duke	61 68	28	A	Green Bay	56 71		70	H	Bucknell	64 58	119	A	North Carolina	73 78
				38	A	Central Mich.	71 57		79	A	Drexel	48 45	130	A	William & Mary	60 58
				41	A	James Madison	54 61		79	H	Drexel	75 65	130	H	William & Mary	70 47
				41	H	James Madison	70 76		88	H	Wake Forest	68 78	136	A	Delaware	57 48
													136	H	Delaware	69 42
													139	N	Eastern Wash.	76 55
													152	A	Northeastern	76 65
													152	H	Northeastern	70 58
													188	A	Hofstra	64 53
													188	H	Hofstra	72 61
													199	A	Towson	67 65
													199	H	Towson	83 55
													203	A	ETSU	79 51
													204	A	Col. of Charleston	84 56
													204	H	Col. of Charleston	70 57
													223	A	UNCW	66 56
													223	H	UNCW	82 48
													224	H	Rutgers	66 54
													238	N	Akron	65 62
													255	A	Georgia St.	84 67
LAST 12 Division I GAMES:																
				38	A	Central Mich.	71 57		188	H	Hofstra	72 61				
				139	N	Eastern Wash.	76 55		41	A	James Madison	54 61				
				223	H	UNCW	82 48		152	H	Northeastern	70 58				
				199	A	Towson	67 65		223	A	UNCW	66 56				
				136	A	Delaware	57 48		199	H	Towson	83 55				
				130	H	William & Mary	70 47		188	A	Hofstra	64 53				

Non-Div I Games: King (TN) 93 47

Elon

■ Loss, 
 ■ Non-Conf, 
 ■ S Site, 
 ■ Home 
 ■ A Away 
 N Neutral



Evansville

Through Games Of March 5, 2017

Average RPI Win: <b>263</b>	WON-LOST	WINNING	LAST 10	STRENGTH OF	OPP. STRENGTH	TEAM	ADJ.	CONF.	ADJ CONF.
Average RPI Loss: <b>145</b>	RECORD	PCT. RANK	GAMES	SCHEDULE	OF SCHEDULE	RPI	RPI	RPI	RPI
DIV. I ONLY	<b>12- 16</b>	<b>216</b>	<b>5- 5</b>	<b>266</b>	<b>202</b>	<b>239</b>	<b>239</b>	<b>16</b>	<b>16</b>
DIV. I NON-CONF.	<b>4- 6</b>	<b>209</b>	<b>0- 0</b>	<b>276</b>	<b>289</b>	<b>262</b>	<b>262</b>	<b>14</b>	<b>14</b>
TOTALS	RPI 1-25	RPI 26-50	W-L RECORDS	RPI 51-100	RPI 101-150	RPI 150+			
12- 16	0- 1	0- 4	OVERALL	0- 1	0- 1	12- 9			
7- 7	0- 0	0- 2	HOME	0- 0	0- 0	7- 5			
5- 9	0- 0	0- 1	AWAY	0- 0	0- 0	5- 1			
0- 0	0- 0	0- 0	NEUTRAL	0- 0	0- 0	0- 0			
4- 6	0- 1	0- 0	NON-CONFERENCE	0- 1	0- 1	4- 3			
2- 3	0- 0	0- 0	HOME	0- 0	0- 0	2- 3			
2- 3	0- 1	0- 0	AWAY	0- 1	0- 1	2- 0			
0- 0	0- 0	0- 0	NEUTRAL	0- 0	0- 0	0- 0			
8- 10	0- 0	0- 4	CONFERENCE	0- 0	0- 0	8- 6			
5- 4	0- 0	0- 2	HOME	0- 0	0- 0	5- 2			
3- 6	0- 0	0- 2	AWAY	0- 0	0- 0	3- 4			
0- 0	0- 0	0- 0	NEUTRAL	0- 0	0- 0	0- 0			

RPI 1-25			RPI 26-50			RPI 51-100			RPI 101+ Team's RPI: 239		
RPI	S	Opponent	Score	RPI	S	Opponent	Score	RPI	S	Opponent	Score
11	A	Louisville	47 <b>89</b>	26	A	Drake	65 <b>82</b>	68	A	Northwestern	66 <b>88</b>
				26	H	Drake	48 <b>73</b>				
				48	A	UNI	40 <b>54</b>				
				48	H	UNI	36 <b>62</b>				
LAST 12 Division I GAMES:											
234	A	Indiana St.	52 44	182	A	Wichita St.	68 <b>69</b>	323	H	Loyola Chicago	81 50
323	A	Loyola Chicago	81 50	26	H	Drake	48 <b>73</b>	323	H	Loyola Chicago	67 36
314	H	Illinois St.	60 56	48	H	UNI	36 <b>62</b>	349	H	Alabama A&M	63 54
235	H	Bradley	73 71	235	A	Bradley	52 <b>56</b>				
165	A	Southern Ill.	74 61	314	A	Illinois St.	58 <b>71</b>				
154	A	Missouri St.	43 <b>68</b>	165	H	Southern Ill.	63 60				

Non-Div I Games: Oakland City 108 68

Evansville

Loss, Non-Conf, S Site, H Home A Away N Neutral



Average RPI Win:	251	WON-LOST	WINNING	LAST 10	STRENGTH OF	OPP. STRENGTH	TEAM	ADJ.	CONF.	ADJ CONF.
Average RPI Loss:	92	RECORD	PCT. RANK	GAMES	SCHEDULE	OF SCHEDULE	RPI	RPI	RPI	RPI
DIV. I ONLY	22- 8	55	7- 3	215	239	104	104	25	25	
DIV. I NON-CONF.	9- 6	127	0- 1	132	199	113	113	24	24	
TOTALS	RPI 1-25	RPI 26-50	W-L RECORDS	RPI 51-100	RPI 101-150	RPI 150+				
22- 8	0- 1	0- 1	OVERALL	2- 3	1- 2	19- 1				
14- 1	0- 0	0- 0	HOME	2- 0	0- 1	12- 0				
8- 4	0- 0	0- 1	AWAY	0- 1	1- 1	7- 1				
0- 3	0- 1	0- 0	NEUTRAL	0- 2	0- 0	0- 0				
9- 6	0- 1	0- 1	NON-CONFERENCE	1- 2	0- 1	8- 1				
7- 0	0- 0	0- 0	HOME	1- 0	0- 0	6- 0				
2- 3	0- 0	0- 1	AWAY	0- 0	0- 1	2- 1				
0- 3	0- 1	0- 0	NEUTRAL	0- 2	0- 0	0- 0				
13- 2	0- 0	0- 0	CONFERENCE	1- 1	1- 1	11- 0				
7- 1	0- 0	0- 0	HOME	1- 0	0- 1	6- 0				
6- 1	0- 0	0- 0	AWAY	0- 1	1- 0	5- 0				
0- 0	0- 0	0- 0	NEUTRAL	0- 0	0- 0	0- 0				

RPI S	Opponent	Score	RPI S	Opponent	Score	RPI S	Opponent	Score	RPI S	Opponent	Score	Team's RPI: 104
25 N	Ohio St.	66 79	39 A	Quinnipiac	56 66	52 N	George Washington	47 76	102 A	Stetson	84 71	
						63 H	Chattanooga	68 55	102 H	Stetson	64 67	
						92 N	Kent St.	64 77	121 A	Northern Colo.	74 77	
						97 A	Jacksonville	65 73	169 H	Hampton	60 49	
						97 H	Jacksonville	60 57	176 H	Siena	66 42	
									179 H	UC Riverside	60 45	
									184 A	Hartford	70 63	
									205 A	Illinois	73 82	
									275 A	Kennesaw St.	75 56	
									275 H	Kennesaw St.	69 35	
									295 A	North Florida	68 51	
									295 H	North Florida	69 46	
									295 H	North Florida	59 42	
									296 H	N.C. A&T	67 41	
									297 A	Lipscomb	90 63	
									297 H	Lipscomb	98 50	
									303 H	Savannah St.	89 40	
									307 H	FIU	89 42	
									316 A	USC Upstate	80 50	
									316 H	USC Upstate	93 43	
									320 A	NJIT	77 46	
									320 H	NJIT	73 53	
									337 A	Fla. Atlantic	65 50	
LAST 12 Division I GAMES:												
295 H	North Florida	59 42	275 H	Kennesaw St.	69 35							
52 N	George Washington	47 76	295 H	North Florida	69 46							
102 H	Stetson	64 67	97 A	Jacksonville	65 73							
320 A	NJIT	77 46	295 A	North Florida	68 51							
316 A	USC Upstate	80 50	97 H	Jacksonville	60 57							
297 H	Lipscomb	98 50	316 H	USC Upstate	93 43							

Non-Div I Games: St. Thomas (FL) 71 48 Ave Maria 101 34

FGCU

Loss, Non-Conf, S Site, H Home A Away N Neutral



F  
I  
UF  
I  
U

FIU

Page 88



Average RPI Win: 230		WON-LOST	WINNING	LAST 10	STRENGTH OF	OPP. STRENGTH	TEAM	ADJ.	CONF.	ADJ CONF.
Average RPI Loss: 159		RECORD	PCT. RANK	GAMES	SCHEDULE	OF SCHEDULE	RPI	RPI	RPI	RPI
DIV. I ONLY		17- 14	143	7- 3	202	240	159	159	18	18
DIV. I NON-CONF.		3- 6	230	0- 0	217	272	235	235	17	17
TOTALS		RPI 1-25	RPI 26-50	W-L RECORDS		RPI 51-100	RPI 101-150	RPI 150+		
17- 14	0- 1		1- 2	OVERALL		0- 0	3- 3	13- 8		
9- 4	0- 0		1- 0	HOME		0- 0	2- 0	6- 4		
7- 9	0- 1		0- 2	AWAY		0- 0	1- 2	6- 4		
1- 1	0- 0		0- 0	NEUTRAL		0- 0	0- 1	1- 0		
3- 6	0- 1		0- 1	NON-CONFERENCE		0- 0	0- 1	3- 3		
1- 2	0- 0		0- 0	HOME		0- 0	0- 0	1- 2		
2- 4	0- 1		0- 1	AWAY		0- 0	0- 1	2- 1		
0- 0	0- 0		0- 0	NEUTRAL		0- 0	0- 0	0- 0		
14- 8	0- 0		1- 1	CONFERENCE		0- 0	3- 2	10- 5		
8- 2	0- 0		1- 0	HOME		0- 0	2- 0	5- 2		
5- 5	0- 0		0- 1	AWAY		0- 0	1- 1	4- 3		
1- 1	0- 0		0- 0	NEUTRAL		0- 0	0- 1	1- 0		

[illegible]

Non-Div I Games:

Fairfield

Loss, Non-Conf, S Site, H Home A Away N Neutral



RPI	S	Opponent	Score
343	A	UMass Lowell	65 41

F  
a  
i  
r  
f  
i  
e  
l  
d

F  
a  
i  
r  
f  
i  
e  
l  
d

Fairfield



Average RPI Win:	313	WON-LOST	WINNING	LAST 10	STRENGTH OF	OPP. STRENGTH	TEAM	ADJ.	CONF.	ADJ CONF.
Average RPI Loss:	250	RECORD	PCT. RANK	GAMES	SCHEDULE	OF SCHEDULE	RPI	RPI	RPI	RPI
DIV. I ONLY	8- 21	291	3- 7	346	349	339	339	31	31	
DIV. I NON-CONF.	2- 8	288	0- 0	348	344	347	347	32	32	
TOTALS	RPI 1-25	RPI 26-50	W-L RECORDS	RPI 51-100	RPI 101-150	RPI 150+				
8- 21	0- 0	0- 0	OVERALL	0- 0	0- 1	8- 20				
4- 9	0- 0	0- 0	HOME	0- 0	0- 0	4- 9				
4- 12	0- 0	0- 0	AWAY	0- 0	0- 1	4- 10				
0- 0	0- 0	0- 0	NEUTRAL	0- 0	0- 0	0- 0				
2- 8	0- 0	0- 0	NON-CONFERENCE	0- 0	0- 1	2- 7				
1- 3	0- 0	0- 0	HOME	0- 0	0- 0	1- 3				
1- 5	0- 0	0- 0	AWAY	0- 0	0- 1	1- 4				
0- 0	0- 0	0- 0	NEUTRAL	0- 0	0- 0	0- 0				
6- 13	0- 0	0- 0	CONFERENCE	0- 0	0- 0	6- 13				
3- 6	0- 0	0- 0	HOME	0- 0	0- 0	3- 6				
3- 7	0- 0	0- 0	AWAY	0- 0	0- 0	3- 7				
0- 0	0- 0	0- 0	NEUTRAL	0- 0	0- 0	0- 0				

RPI 1-25				RPI 26-50				RPI 51-100				RPI 101+				Team's RPI: 339	
RPI	S	Opponent	Score	RPI	S	Opponent	Score	RPI	S	Opponent	Score	RPI	S	Opponent	Score		
												150	A	New Mexico	56	83	
												156	A	Army West Point	58	86	
												189	A	Robert Morris	35	68	
												189	A	Robert Morris	48	62	
												189	H	Robert Morris	64	66	
												193	A	Sacred Heart	60	68	
												193	H	Sacred Heart	58	56	
												210	H	Binghamton	69	80	
												215	A	Monmouth	63	72	
												216	H	Howard	68	71	
												242	A	Saint Francis (PA)	64	73	
												242	H	Saint Francis (PA)	79	82	
												261	A	Bryant	48	50	
												261	H	Bryant	48	56	
												291	A	Mt. St. Mary's	50	61	
												291	H	Mt. St. Mary's	71	75	
												306	A	Central Conn. St.	49	68	
												306	H	Central Conn. St.	77	64	
												320	A	NJIT	66	61	
												321	H	Air Force	48	56	
												324	A	St. Francis Brooklyn	59	58	
												324	H	St. Francis Brooklyn	59	66	
												326	A	Saint Peter's	43	65	
												336	A	LIU Brooklyn	67	54	
												336	H	LIU Brooklyn	64	46	
												341	A	Wagner	59	53	
LAST 12 Division I GAMES:																	
				189	A	Robert Morris	35	68				336	A	LIU Brooklyn	67	54	
				189	A	Robert Morris	48	62				193	H	Sacred Heart	58	56	
				242	A	Saint Francis (PA)	64	73				341	H	Wagner	66	74	
				193	A	Sacred Heart	60	68				261	A	Bryant	48	50	
				291	H	Mt. St. Mary's	71	75				324	A	St. Francis Brooklyn	59	58	
				306	H	Central Conn. St.	77	64				324	H	St. Francis Brooklyn	59	66	

Non-Div I Games: Queens (NY)

54 70

Fairleigh Dickinson

Loss, Non-Conf, S Site, H Home A Away N Neutral



RPI	S	Opponent	Score
341	H	Wagner	66 74
343	A	UMass Lowell	55 61
344	H	Longwood	75 59



Fla. Atlantic

Through Games Of March 5, 2017

Average RPI Win:	273	WON-LOST	WINNING	LAST 10	STRENGTH OF	OPP. STRENGTH	TEAM	ADJ.	CONF.	ADJ CONF.
Average RPI Loss:	184	RECORD	PCT. RANK	GAMES	SCHEDULE	OF SCHEDULE	RPI	RPI	RPI	RPI
DIV. I ONLY	3- 25	340	0- 10	241	228	337	337	14	14	
DIV. I NON-CONF.	3- 7	250	0- 0	211	348	310	310	16	16	
TOTALS	RPI 1-25	RPI 26-50	W-L RECORDS	RPI 51-100	RPI 101-150	RPI 150+				
3- 25	0- 0	0- 1	OVERALL	0- 3	0- 6	3- 15				
3- 12	0- 0	0- 0	HOME	0- 1	0- 5	3- 6				
0- 13	0- 0	0- 1	AWAY	0- 2	0- 1	0- 9				
0- 0	0- 0	0- 0	NEUTRAL	0- 0	0- 0	0- 0				
3- 7	0- 0	0- 0	NON-CONFERENCE	0- 1	0- 2	3- 4				
3- 3	0- 0	0- 0	HOME	0- 0	0- 1	3- 2				
0- 4	0- 0	0- 0	AWAY	0- 1	0- 1	0- 2				
0- 0	0- 0	0- 0	NEUTRAL	0- 0	0- 0	0- 0				
0- 18	0- 0	0- 1	CONFERENCE	0- 2	0- 4	0- 11				
0- 9	0- 0	0- 0	HOME	0- 1	0- 4	0- 4				
0- 9	0- 0	0- 1	AWAY	0- 1	0- 0	0- 7				
0- 0	0- 0	0- 0	NEUTRAL	0- 0	0- 0	0- 0				

RPI S	Opponent	Score	RPI S	Opponent	Score	RPI S	Opponent	Score	RPI S	Opponent	Score	Team's RPI: 337
40	A Western Ky.	55 76	81	A Middle Tenn.	69 87	104	H FGCU	50 65				
			81	H Middle Tenn.	59 71	113	H Charlotte	66 72				
			93	A Mercer	57 74	120	H Southern Miss.	67 82				
						131	H Old Dominion	73 93				
						134	A Arizona	67 77				
						145	H Louisiana Tech	52 76				
						161	A Rice	55 89				
						172	A UAB	55 66				
						172	H UAB	75 78				
						178	A UTSA	66 97				
						178	H UTSA	62 72				
						196	A North Texas	57 79				
						234	H Indiana St.	70 67				
						236	H Richmond	67 77				
						243	A Marshall	53 76				
						246	A Grand Canyon	60 81				
						251	H Jacksonville St.	63 55				
						267	H UMES	59 76				
						295	A North Florida	88 95				
						298	A UTEP	59 69				
						298	H UTEP	50 51				
						307	A FIU	65 74				
						307	H FIU	60 65				
						334	H Jackson St.	67 58				
LAST 12 Division I GAMES:												
81	H Middle Tenn.	59 71	161	A Rice	55 89							
172	H UAB	75 78	196	A North Texas	57 79							
178	A UTSA	66 97	131	H Old Dominion	73 93							
298	A UTEP	59 69	113	H Charlotte	66 72							
120	H Southern Miss.	67 82	307	H FIU	60 65							
145	H Louisiana Tech	52 76	81	A Middle Tenn.	69 87							

Non-Div I Games: Fla. Memorial 84 64

Fla. Atlantic

Loss, Non-Conf, S Site, H Home A Away N Neutral



Average RPI Win:	182	WON-LOST	WINNING	LAST 10	STRENGTH OF	OPP. STRENGTH	TEAM	ADJ.	CONF.	ADJ CONF.
Average RPI Loss:	33	RECORD	PCT. RANK	GAMES	SCHEDULE	OF SCHEDULE	RPI	RPI	RPI	RPI
DIV. I ONLY	15- 16	175	4- 6	53	34	86	86	2	2	
DIV. I NON-CONF.	9- 4	85	0- 0	147	136	62	62	2	2	
TOTALS	RPI 1-25	RPI 26-50	W-L RECORDS	RPI 51-100	RPI 101-150	RPI 150+				
15- 16	1- 10	0- 4	OVERALL	3- 1	3- 1	8- 0				
3- 6	0- 4	0- 1	HOME	1- 0	0- 1	2- 0				
5- 8	0- 5	0- 2	AWAY	2- 1	2- 0	1- 0				
7- 2	1- 1	0- 1	NEUTRAL	0- 0	1- 0	5- 0				
9- 4	1- 1	0- 2	NON-CONFERENCE	1- 1	1- 0	6- 0				
1- 0	0- 0	0- 0	HOME	0- 0	0- 0	1- 0				
2- 3	0- 1	0- 1	AWAY	1- 1	0- 0	1- 0				
6- 1	1- 0	0- 1	NEUTRAL	0- 0	1- 0	4- 0				
6- 12	0- 9	0- 2	CONFERENCE	2- 0	2- 1	2- 0				
2- 6	0- 4	0- 1	HOME	1- 0	0- 1	1- 0				
3- 5	0- 4	0- 1	AWAY	1- 0	2- 0	0- 0				
1- 1	0- 1	0- 0	NEUTRAL	0- 0	0- 0	1- 0				

RPI 1-25				RPI 26-50				RPI 51-100				Team's RPI: 86		RPI 101+			
RPI	S	Opponent	Score	RPI	S	Opponent	Score	RPI	S	Opponent	Score			RPI	S	Opponent	Score
3	H	South Carolina	62 81	34	A	Arizona St.	63 69	63	A	Chattanooga	72 61			110	A	Vanderbilt	93 73
6	A	Mississippi St.	49 82	36	A	LSU	67 78	68	A	Northwestern	68 73			118	H	Ole Miss	75 84
12	A	Florida St.	58 83	45	H	Auburn	75 82	84	A	Georgia	76 68			123	N	Long Beach St.	83 53
14	A	Kentucky	48 67	50	N	Indiana	88 102	84	H	Georgia	65 58			132	A	Alabama	66 56
18	N	Temple	83 76											171	H	Arkansas	57 53
21	A	Tennessee	70 74											171	N	Arkansas	71 61
21	H	Tennessee	75 84											237	N	Wofford	74 51
23	A	Texas A&M	76 84											252	N	South Ala.	85 33
23	H	Texas A&M	59 67											296	N	N.C. A&T	67 38
23	N	Texas A&M	48 67											322	A	Arkansas St.	71 60
24	H	Missouri	67 74											329	H	Southeastern La.	102 51
														331	N	Florida A&M	78 65
LAST 12 Division I GAMES:																	
				23	N	Texas A&M	48 67	132	A	Alabama	66 56						
				171	N	Arkansas	71 61	171	H	Arkansas	57 53						
				84	H	Georgia	65 58	118	H	Ole Miss	75 84						
				21	A	Tennessee	70 74	23	A	Texas A&M	76 84						
				14	A	Kentucky	48 67	110	A	Vanderbilt	93 73						
				24	H	Missouri	67 74	21	H	Tennessee	75 84						



Average RPI Win:	291	WON-LOST	WINNING	LAST 10	STRENGTH OF	OPP. STRENGTH	TEAM	ADJ.	CONF.	ADJ CONF.
Average RPI Loss:	233	RECORD	PCT. RANK	GAMES	SCHEDULE	OF SCHEDULE	RPI	RPI	RPI	RPI
DIV. I ONLY	9- 18	263	7- 3	343	342	331	331	32	32	
DIV. I NON-CONF.	0- 11	335	0- 0	318	295	348	348	31	31	
TOTALS	RPI 1-25	RPI 26-50	W-L RECORDS	RPI 51-100	RPI 101-150	RPI 150+				
9- 18	0- 0	0- 0	OVERALL	0- 1	0- 2	9- 15				
6- 6	0- 0	0- 0	HOME	0- 0	0- 1	6- 5				
3- 8	0- 0	0- 0	AWAY	0- 0	0- 1	3- 7				
0- 4	0- 0	0- 0	NEUTRAL	0- 1	0- 0	0- 3				
0- 11	0- 0	0- 0	NON-CONFERENCE	0- 1	0- 2	0- 8				
0- 4	0- 0	0- 0	HOME	0- 0	0- 1	0- 3				
0- 3	0- 0	0- 0	AWAY	0- 0	0- 1	0- 2				
0- 4	0- 0	0- 0	NEUTRAL	0- 1	0- 0	0- 3				
9- 7	0- 0	0- 0	CONFERENCE	0- 0	0- 0	9- 7				
6- 2	0- 0	0- 0	HOME	0- 0	0- 0	6- 2				
3- 5	0- 0	0- 0	AWAY	0- 0	0- 0	3- 5				
0- 0	0- 0	0- 0	NEUTRAL	0- 0	0- 0	0- 0				

RPI S	Opponent	Score	RPI S	Opponent	Score	RPI S	Opponent	Score	RPI S	Opponent	Score	Team's RPI: 331
						86 N	Florida	65 78	132 A	Alabama	46 81	
									143 H	Omaha	50 70	
									169 H	Hampton	62 44	
									177 A	Bethune-Cookman	53 66	
									177 H	Bethune-Cookman	41 64	
									180 H	Morehead St.	48 53	
									216 A	Howard	58 72	
									216 H	Howard	55 51	
									236 N	Richmond	51 64	
									243 A	Marshall	67 77	
									251 N	Jacksonville St.	54 66	
									262 N	Stony Brook	49 80	
									267 H	UMES	59 49	
									273 H	Norfolk St.	59 51	
									279 H	Western Caro.	61 62	
									286 H	Coppin St.	62 70	
									295 A	North Florida	60 71	
									296 A	N.C. A&T	57 65	
									300 H	Eastern Ill.	50 66	
									303 A	Savannah St.	52 56	
									328 A	Morgan St.	61 26	
									328 H	Morgan St.	51 48	
									333 A	N.C. Central	49 52	
									347 A	Delaware St.	65 56	
									347 H	Delaware St.	69 61	
									348 A	South Carolina St.	81 61	
LAST 12 Division I GAMES:												
			177 A	Bethune-Cookman	53 66		347 H	Delaware St.	69 61			
			348 A	South Carolina St.	81 61		216 H	Howard	55 51			
			169 H	Hampton	62 44		328 A	Morgan St.	61 26			
			273 H	Norfolk St.	59 51		347 A	Delaware St.	65 56			
			333 A	N.C. Central	49 52		267 H	UMES	59 49			
			296 A	N.C. A&T	57 65		177 H	Bethune-Cookman	41 64			

Non-Div I Games: Thomas (GA) 74 65 Stillman 69 59

Florida A&M

Loss, Non-Conf, S Site, H Home A Away N Neutral



Average RPI Win:	114	WON-LOST	WINNING	LAST 10	STRENGTH OF	OPP. STRENGTH	TEAM	ADJ.	CONF.	ADJ CONF.
Average RPI Loss:	20	RECORD	PCT. RANK	GAMES	SCHEDULE	OF SCHEDULE	RPI	RPI	RPI	RPI
DIV. I ONLY	25- 6	20	6- 4	14	31	12	12	3	3	
DIV. I NON-CONF.	12- 2	21	0- 1	42	62	20	20	4	4	
TOTALS	RPI 1-25	RPI 26-50	W-L RECORDS	RPI 51-100	RPI 101-150	RPI 150+				
25- 6	4- 4	3- 1	OVERALL	7- 1	4- 0	7- 0				
13- 3	3- 2	2- 1	HOME	3- 0	1- 0	4- 0				
9- 2	1- 1	0- 0	AWAY	3- 1	3- 0	2- 0				
3- 1	0- 1	1- 0	NEUTRAL	1- 0	0- 0	1- 0				
12- 2	0- 2	2- 0	NON-CONFERENCE	5- 0	0- 0	5- 0				
6- 2	0- 2	1- 0	HOME	2- 0	0- 0	3- 0				
3- 0	0- 0	0- 0	AWAY	2- 0	0- 0	1- 0				
3- 0	0- 0	1- 0	NEUTRAL	1- 0	0- 0	1- 0				
13- 4	4- 2	1- 1	CONFERENCE	2- 1	4- 0	2- 0				
7- 1	3- 0	1- 1	HOME	1- 0	1- 0	1- 0				
6- 2	1- 1	0- 0	AWAY	1- 1	3- 0	1- 0				
0- 1	0- 1	0- 0	NEUTRAL	0- 0	0- 0	0- 0				

RPI	S	Opponent	Score	RPI	S	Opponent	Score	RPI	S	Opponent	Score	RPI	S	Opponent	Score
1	H	UConn	76 78	30	H	Syracuse	77 58	51	A	Virginia	51 60	106	A	Virginia Tech	82 54
2	A	Notre Dame	61 79	37	H	North Carolina St.	61 70	58	A	Georgia Tech	69 63	111	A	Clemson	86 27
8	H	Duke	69 45	41	H	James Madison	84 64	69	A	Minnesota	75 61	111	H	Clemson	80 47
11	H	Louisville	72 65	44	N	Michigan	76 62	76	N	Gonzaga	87 69	119	A	North Carolina	90 77
13	H	Texas	88 92					86	H	Florida	83 58	158	H	Pittsburgh	79 48
15	A	Miami (FL)	81 66					88	H	Wake Forest	102 60	172	A	UAB	93 47
15	H	Miami (FL)	80 71					93	A	Mercer	83 40	175	A	Boston College	85 53
15	N	Miami (FL)	54 56					97	H	Jacksonville	90 47	251	H	Jacksonville St.	73 62
												279	H	Western Caro.	90 41
												295	H	North Florida	95 39
												342	N	Winthrop	98 35
LAST 12 Division I GAMES:															
15	N	Miami (FL)	54 56	88	H	Wake Forest	102 60								
2	A	Notre Dame	61 79	15	H	Miami (FL)	80 71								
158	H	Pittsburgh	79 48	175	A	Boston College	85 53								
111	H	Clemson	80 47	58	A	Georgia Tech	69 63								
51	A	Virginia	51 60	106	A	Virginia Tech	82 54								
13	H	Texas	88 92	30	H	Syracuse	77 58								

Non-Div I Games:

Florida St.

■ Loss, 
■ Non-Conf, S Site, 
■ Home 
■ Away 
N Neutral



Average RPI Win: <b>201</b>	WON-LOST	WINNING	LAST 10	STRENGTH OF	OPP. STRENGTH	TEAM	ADJ.	CONF.	ADJ CONF.
Average RPI Loss: <b>107</b>	RECORD	PCT. RANK	GAMES	SCHEDULE	OF SCHEDULE	RPI	RPI	RPI	RPI
DIV. I ONLY	<b>21- 11</b>	<b>92</b>	<b>6- 4</b>	<b>156</b>	<b>103</b>	<b>122</b>	<b>122</b>	<b>12</b>	<b>12</b>
DIV. I NON-CONF.	<b>9- 5</b>	<b>112</b>	<b>0- 0</b>	<b>93</b>	<b>107</b>	<b>111</b>	<b>111</b>	<b>12</b>	<b>12</b>
TOTALS	RPI 1-25	RPI 26-50	W-L RECORDS	RPI 51-100	RPI 101-150	RPI 150+			
21- 11	0- 1	2- 0	OVERALL	0- 6	4- 3	15- 1			
16- 3	0- 0	2- 0	HOME	0- 2	4- 1	10- 0			
4- 6	0- 1	0- 0	AWAY	0- 1	0- 0	4- 0			
1- 2	0- 0	0- 0	NEUTRAL	0- 2	0- 0	1- 0			
9- 5	0- 1	1- 0	NON-CONFERENCE	0- 3	2- 1	6- 0			
8- 2	0- 0	1- 0	HOME	0- 2	2- 0	5- 0			
0- 2	0- 1	0- 0	AWAY	0- 0	0- 1	0- 0			
1- 1	0- 0	0- 0	NEUTRAL	0- 1	0- 0	1- 0			
12- 6	0- 0	1- 0	CONFERENCE	0- 3	2- 2	9- 1			
8- 1	0- 0	1- 0	HOME	0- 0	2- 1	5- 0			
4- 4	0- 0	0- 0	AWAY	0- 2	0- 1	4- 1			
0- 1	0- 0	0- 0	NEUTRAL	0- 1	0- 0	0- 0			

RPI	S	Opponent	Score	RPI	S	Opponent	Score	RPI	S	Opponent	Score	RPI	S	Opponent	Score	Team's RPI: 122
2	A	Notre Dame	36 <b>67</b>	33	H	Dayton	66 52	52	A	George Washington	46 <b>63</b>	109	A	Saint Joseph's	44 <b>47</b>	
				46	H	Little Rock	65 43	64	H	St. John's (NY)	45 <b>59</b>	109	H	Saint Joseph's	44 39	
								95	A	Saint Louis	58 <b>82</b>	112	H	Albany (NY)	89 82	
								95	N	Saint Louis	58 <b>68</b>	115	H	Princeton	57 55	
								96	H	Buffalo	54 <b>58</b>	124	H	Duquesne	64 51	
								100	N	Texas Tech	50 <b>59</b>	144	H	VCU	58 <b>61</b>	
												146	A	Iona	46 <b>55</b>	
												167	A	La Salle	66 61	
												175	H	Boston College	56 49	
												192	A	George Mason	53 49	
												209	N	Grambling	59 53	
												236	H	Richmond	67 41	
												240	H	UNC Asheville	55 42	
												247	A	St. Bonaventure	60 44	
												247	H	St. Bonaventure	57 45	
												259	H	Furman	60 47	
												266	H	Niagara	92 69	
												277	H	Manhattan	63 60	
												278	A	Davidson	51 <b>52</b>	
												278	H	Davidson	85 72	
												278	H	Davidson	62 54	
												302	A	Rhode Island	74 69	
												309	H	Massachusetts	74 43	
LAST 12 Division I GAMES:																
				95	N	Saint Louis	58 <b>68</b>	109	H	Saint Joseph's	44 39					
				278	H	Davidson	62 54	247	H	St. Bonaventure	57 45					
				167	A	La Salle	66 61	52	A	George Washington	46 <b>63</b>					
				33	H	Dayton	66 52	95	A	Saint Louis	58 <b>82</b>					
				278	A	Davidson	51 <b>52</b>	144	H	VCU	58 <b>61</b>					
				309	H	Massachusetts	74 43	109	A	Saint Joseph's	44 <b>47</b>					

Non-Div I Games:

Fordham

■ Loss, 
 ■ Non-Conf, 
 S Site, 
 ■ Home 
 ■ Away 
 N Neutral



Fort Wayne

Through Games Of March 5, 2017

Average RPI Win:	258	WON-LOST	WINNING	LAST 10	STRENGTH OF	OPP. STRENGTH	TEAM	ADJ.	CONF.	ADJ CONF.
Average RPI Loss:	148	RECORD	PCT. RANK	GAMES	SCHEDULE	OF SCHEDULE	RPI	RPI	RPI	RPI
DIV. I ONLY	4- 23	329	2- 8	170	167	315	315	11	11	
DIV. I NON-CONF.	2- 9	293	0- 0	248	255	307	307	10	10	
TOTALS	RPI 1-25	RPI 26-50	W-L RECORDS	RPI 51-100	RPI 101-150	RPI 150+				
4- 23	0- 0	0- 2	OVERALL	0- 8	1- 3	3- 10				
2- 9	0- 0	0- 1	HOME	0- 4	1- 1	1- 3				
1- 13	0- 0	0- 1	AWAY	0- 4	0- 2	1- 6				
1- 1	0- 0	0- 0	NEUTRAL	0- 0	0- 0	1- 1				
2- 9	0- 0	0- 0	NON-CONFERENCE	0- 2	0- 2	2- 5				
0- 3	0- 0	0- 0	HOME	0- 1	0- 1	0- 1				
1- 5	0- 0	0- 0	AWAY	0- 1	0- 1	1- 3				
1- 1	0- 0	0- 0	NEUTRAL	0- 0	0- 0	1- 1				
2- 14	0- 0	0- 2	CONFERENCE	0- 6	1- 1	1- 5				
2- 6	0- 0	0- 1	HOME	0- 3	1- 0	1- 2				
0- 8	0- 0	0- 1	AWAY	0- 3	0- 1	0- 3				
0- 0	0- 0	0- 0	NEUTRAL	0- 0	0- 0	0- 0				

RPI S	Opponent	Score	RPI S	Opponent	Score	RPI S	Opponent	Score	RPI S	Opponent	Score	Team's RPI: 315
31	A South Dakota St.	51 73	31	H South Dakota St.	59 76	57	H Belmont	59 85	137	A Wright St.	51 62	
						66	A IUPUI	55 66	143	A Omaha	49 63	
						66	H IUPUI	48 62	143	H Omaha	65 62	
						72	A South Dakota	59 87	149	H Oakland	61 82	
						72	H South Dakota	55 82	155	A Oral Roberts	56 82	
						74	A Western Ill.	51 77	155	H Oral Roberts	59 75	
						74	H Western Ill.	53 75	170	A Western Mich.	35 61	
						92	A Kent St.	55 66	205	A Illinois	33 56	
									241	N Miami (OH)	47 69	
									245	H Coastal Caro.	57 72	
									260	A Butler	64 70	
									270	N Eastern Ky.	68 59	
									299	A North Dakota St.	56 68	
									299	H North Dakota St.	72 68	
									308	A Denver	50 78	
									308	H Denver	72 78	
									319	A Ill.-Chicago	61 55	
LAST 12 Division I GAMES:												
66	A IUPUI	55 66	308	A Denver	50 78							
74	A Western Ill.	51 77	66	H IUPUI	48 62							
31	H South Dakota St.	59 76	143	H Omaha	65 62							
143	A Omaha	49 63	155	H Oral Roberts	59 75							
299	H North Dakota St.	72 68	72	A South Dakota	59 87							
72	H South Dakota	55 82	308	H Denver	72 78							

Non-Div I Games: Defiance 76 58 Trine 71 80

Fort Wayne

Loss, Non-Conf, S Site, H Home A Away N Neutral



Average RPI Win:	233	WON-LOST	WINNING	LAST 10	STRENGTH OF	OPP. STRENGTH	TEAM	ADJ.	CONF.	ADJ CONF.
Average RPI Loss:	113	RECORD	PCT. RANK	GAMES	SCHEDULE	OF SCHEDULE	RPI	RPI	RPI	RPI
DIV. I ONLY	13- 14	184	4- 6	148	151	174	174	13	13	
DIV. I NON-CONF.	5- 4	143	0- 0	140	175	141	141	15	15	
TOTALS	RPI 1-25	RPI 26-50	W-L RECORDS	RPI 51-100	RPI 101-150	RPI 150+				
13- 14	0- 1	0- 2	OVERALL	2- 5	1- 2	10- 4				
6- 7	0- 0	0- 1	HOME	1- 2	1- 1	4- 3				
5- 7	0- 1	0- 1	AWAY	0- 3	0- 1	5- 1				
2- 0	0- 0	0- 0	NEUTRAL	1- 0	0- 0	1- 0				
5- 4	0- 1	0- 0	NON-CONFERENCE	1- 1	1- 0	3- 2				
1- 3	0- 0	0- 0	HOME	0- 1	1- 0	0- 2				
2- 1	0- 1	0- 0	AWAY	0- 0	0- 0	2- 0				
2- 0	0- 0	0- 0	NEUTRAL	1- 0	0- 0	1- 0				
8- 10	0- 0	0- 2	CONFERENCE	1- 4	0- 2	7- 2				
5- 4	0- 0	0- 1	HOME	1- 1	0- 1	4- 1				
3- 6	0- 0	0- 1	AWAY	0- 3	0- 1	3- 1				
0- 0	0- 0	0- 0	NEUTRAL	0- 0	0- 0	0- 0				

RPI 1-25				RPI 26-50				RPI 51-100				RPI 101+				Team's RPI: 174	
RPI	S	Opponent	Score	RPI	S	Opponent	Score	RPI	S	Opponent	Score	RPI	S	Opponent	Score		
10	A	Washington	54 85	49	A	Colorado St.	56 73	57	N	Belmont	62 53	138	H	San Francisco	61 48		
				49	H	Colorado St.	64 66	67	A	Boise St.	66 67	150	A	New Mexico	57 66		
								67	H	Boise St.	48 66	150	H	New Mexico	54 80		
								77	H	Utah	55 65	157	H	CSUN	57 61		
								87	A	Wyoming	48 70	186	H	Utah St.	47 52		
								87	H	Wyoming	52 47	207	A	San Jose St.	68 77		
								91	A	UNLV	38 54	207	H	San Jose St.	88 74		
												232	H	UC Santa Barbara	49 50		
												244	A	Pacific	74 67		
												249	A	Weber St.	60 57		
												257	A	San Diego St.	59 51		
												257	H	San Diego St.	59 50		
												281	A	Nevada	71 70		
												281	H	Nevada	68 54		
												321	A	Air Force	72 56		
												321	H	Air Force	63 40		
												327	N	UC Irvine	63 45		
LAST 12 Division I GAMES:																	
				91	A	UNLV	38 54	87	H	Wyoming	52 47						
				67	H	Boise St.	48 66	257	A	San Diego St.	59 51						
				257	H	San Diego St.	59 50	321	A	Air Force	72 56						
				150	A	New Mexico	57 66	186	H	Utah St.	47 52						
				207	A	San Jose St.	68 77	281	H	Nevada	68 54						
				49	H	Colorado St.	64 66	49	A	Colorado St.	56 73						

Non-Div I Games: Biola 71 50 Cal St. Dom. Hills 73 60

Fresno St.

Loss, Non-Conf, S Site, H Home A Away N Neutral



Average RPI Win: <b>243</b>	WON-LOST	WINNING	LAST 10	STRENGTH OF	OPP. STRENGTH	TEAM	ADJ.	CONF.	ADJ CONF.
Average RPI Loss: <b>158</b>	RECORD	PCT. RANK	GAMES	SCHEDULE	OF SCHEDULE	RPI	RPI	RPI	RPI
DIV. I ONLY	11- 17	232	3- 7	238	199	259	259	17	17
DIV. I NON-CONF.	4- 9	248	0- 1	280	215	311	311	20	20
TOTALS	RPI 1-25	RPI 26-50	W-L RECORDS	RPI 51-100	RPI 101-150	RPI 150+			
11- 17	0- 0	0- 1	OVERALL	1- 5	0- 3	10- 8			
9- 4	0- 0	0- 0	HOME	1- 1	0- 1	8- 2			
2- 11	0- 0	0- 1	AWAY	0- 0	0- 0	2- 0			
0- 2	0- 0	0- 0	NEUTRAL	0- 0	0- 1	0- 1			
4- 9	0- 0	0- 1	NON-CONFERENCE	0- 2	0- 3	4- 3			
4- 2	0- 0	0- 0	HOME	0- 0	0- 1	4- 1			
0- 6	0- 0	0- 1	AWAY	0- 2	0- 1	0- 2			
0- 1	0- 0	0- 0	NEUTRAL	0- 0	0- 1	0- 0			
7- 8	0- 0	0- 0	CONFERENCE	1- 3	0- 0	6- 5			
5- 2	0- 0	0- 0	HOME	1- 1	0- 0	4- 1			
2- 5	0- 0	0- 0	AWAY	0- 2	0- 0	2- 3			
0- 1	0- 0	0- 0	NEUTRAL	0- 0	0- 0	0- 1			

RPI 1-25	RPI 26-50	RPI 51-100	RPI 101+ Team's RPI: 259
RPI S Opponent Score	RPI S Opponent Score	RPI S Opponent Score	RPI S Opponent Score
	38  Central Mich. 71  81	63  Chattanooga 43  66	122  Fordham 47  60
		63  Chattanooga 65 48	139 N Eastern Wash. 56  68
		84  Georgia 62  67	144  VCU 61  75
		88  Wake Forest 52  59	200  UNCG 52  65
		93  Mercer 52  76	200  UNCG 65 55
		93  Mercer 47  68	200 N UNCG 63  68
			203  ETSU 66  75
			203  ETSU 64  74
			223  UNCW 52  56
			228  Samford 54 50
			228  Samford 53 48
			236  Richmond 48  54
			237  Wofford 69 49
			237  Wofford 65 60
			240  UNC Asheville 63 51
			278  Davidson 61  71
			279  Western Caro. 72  75
			279  Western Caro. 73 44
			313  Gardner-Webb 84 62
			316  USC Upstate 57 37
			333  N.C. Central 60 40
LAST 12 Division I GAMES:			
200 N UNCG 63  68	237  Wofford 65 60		
38  Central Mich. 71  81	200  UNCG 52  65		
203  ETSU 66  75	279  Western Caro. 72  75		
63  Chattanooga 43  66	63  Chattanooga 65 48		
93  Mercer 47  68	203  ETSU 64  74		
228  Samford 53 48	228  Samford 54 50		

Non-Div I Games: Bob Jones 95 45 Mars Hill 81 46 Newberry 67 41

Furman



## Ga. Southern

Through Games Of March 5, 2017

Average RPI Win:	268	WON-LOST	WINNING	LAST 10	STRENGTH OF	OPP. STRENGTH	TEAM	ADJ.	CONF.	ADJ CONF.
Average RPI Loss:	158	RECORD	PCT. RANK	GAMES	SCHEDULE	OF SCHEDULE	RPI	RPI	RPI	RPI
DIV. I ONLY	12- 16	216	6- 4	243	276	231	231	22	22	
DIV. I NON-CONF.	3- 7	250	0- 0	171	332	255	255	19	19	
TOTALS	RPI 1-25	RPI 26-50	W-L RECORDS	RPI 51-100	RPI 101-150	RPI 150+				
12- 16	0- 0	0- 1	OVERALL	0- 4	0- 4	12- 7				
7- 6	0- 0	0- 0	HOME	0- 3	0- 1	7- 2				
5- 10	0- 0	0- 1	AWAY	0- 1	0- 3	5- 5				
0- 0	0- 0	0- 0	NEUTRAL	0- 0	0- 0	0- 0				
3- 7	0- 0	0- 0	NON-CONFERENCE	0- 3	0- 2	3- 2				
2- 2	0- 0	0- 0	HOME	0- 2	0- 0	2- 0				
1- 5	0- 0	0- 0	AWAY	0- 1	0- 2	1- 2				
0- 0	0- 0	0- 0	NEUTRAL	0- 0	0- 0	0- 0				
9- 9	0- 0	0- 1	CONFERENCE	0- 1	0- 2	9- 5				
5- 4	0- 0	0- 0	HOME	0- 1	0- 1	5- 2				
4- 5	0- 0	0- 1	AWAY	0- 0	0- 1	4- 3				
0- 0	0- 0	0- 0	NEUTRAL	0- 0	0- 0	0- 0				

RPI S	Opponent	Score	RPI S	Opponent	Score	RPI S	Opponent	Score	RPI S	Opponent	Score	Team's RPI: 231
46	A Little Rock	41 57	66	A IUPUI	57 83	111	A Clemson	47 58				
			83	H UT Arlington	60 69	125	A Troy	67 77				
			93	H Mercer	56 77	125	H Troy	86 89				
			94	H UCF	54 74	132	A Alabama	48 66				
						153	A Louisiana	52 79				
						153	H Louisiana	63 60				
						164	H Texas St.	71 69				
						224	A Appalachian St.	48 73				
						224	H Appalachian St.	53 50				
						245	A Coastal Caro.	65 62				
						245	H Coastal Caro.	78 70				
						251	A Jacksonville St.	55 67				
						252	A South Ala.	53 45				
						252	H South Ala.	46 55				
						255	A Georgia St.	62 63				
						255	H Georgia St.	54 58				
						256	A Charleston So.	54 55				
						296	H N.C. A&T	65 50				
						303	A Savannah St.	50 45				
						322	A Arkansas St.	84 76				
						330	A La.-Monroe	65 44				
						330	H La.-Monroe	76 65				
						348	H South Carolina St.	74 58				
LAST 12 Division I GAMES:												
255	A Georgia St.	62 63	224	A Appalachian St.	48 73							
322	A Arkansas St.	84 76	330	H La.-Monroe	76 65							
46	A Little Rock	41 57	153	H Louisiana	63 60							
164	H Texas St.	71 69	252	A South Ala.	53 45							
83	H UT Arlington	60 69	125	A Troy	67 77							
245	A Coastal Caro.	65 62	224	H Appalachian St.	53 50							

Non-Div I Games: Thomas (GA) 106 43

Ga. Southern

■ Loss, 
 ■ Non-Conf, 
 ■ S Site, 
 ■ Home 
 ■ A Away 
 N Neutral



Average RPI Win:	304	WON-LOST	WINNING	LAST 10	STRENGTH OF	OPP. STRENGTH	TEAM	ADJ.	CONF.	ADJ CONF.
Average RPI Loss:	200	RECORD	PCT. RANK	GAMES	SCHEDULE	OF SCHEDULE	RPI	RPI	RPI	RPI
DIV. I ONLY	8- 18	280	3- 7	320	309	313	313	28	28	
DIV. I NON-CONF.	2- 6	275	0- 0	317	213	290	290	28	28	
TOTALS	RPI 1-25	RPI 26-50	W-L RECORDS	RPI 51-100	RPI 101-150	RPI 150+				
8- 18	0- 0	0- 0	OVERALL	0- 1	0- 3	8- 14				
4- 5	0- 0	0- 0	HOME	0- 0	0- 1	4- 4				
4- 11	0- 0	0- 0	AWAY	0- 0	0- 2	4- 4				
0- 2	0- 0	0- 0	NEUTRAL	0- 0	0- 0	0- 2				
2- 6	0- 0	0- 0	NON-CONFERENCE	0- 1	0- 1	2- 4				
0- 0	0- 0	0- 0	HOME	0- 0	0- 0	0- 0				
2- 4	0- 0	0- 0	AWAY	0- 1	0- 1	2- 2				
0- 2	0- 0	0- 0	NEUTRAL	0- 0	0- 0	0- 2				
6- 12	0- 0	0- 0	CONFERENCE	0- 0	0- 2	6- 10				
4- 5	0- 0	0- 0	HOME	0- 0	0- 1	4- 4				
2- 7	0- 0	0- 0	AWAY	0- 0	0- 1	2- 6				
0- 0	0- 0	0- 0	NEUTRAL	0- 0	0- 0	0- 0				

RPI 1-25			RPI 26-50			RPI 51-100				RPI 101+			Team's RPI: 313				
RPI	S	Opponent	Score	RPI	S	Opponent	Score	RPI	S	Opponent	Score	RPI	S	Opponent	Score		
								94	A	UCF	52	66	106	A	Virginia Tech	42	76
													128	A	Radford	57	67
													128	H	Radford	42	51
													172	N	UAB	49	59
													187	A	Campbell	56	67
													187	H	Campbell	61	73
													221	A	High Point	69	71
													221	H	High Point	65	84
													224	N	Appalachian St.	67	72
													227	A	Liberty	63	66
													227	H	Liberty	84	82
													229	A	Presbyterian	47	58
													229	H	Presbyterian	55	56
													237	A	Wofford	66	75
													240	A	UNC Asheville	49	67
													240	H	UNC Asheville	55	52
													256	A	Charleston So.	57	64
													256	H	Charleston So.	48	51
													259	A	Furman	62	84
													279	A	Western Caro.	68	60
													316	A	USC Upstate	57	53
													342	A	Winthrop	89	54
													342	H	Winthrop	63	57
													344	A	Longwood	77	43
													344	H	Longwood	89	55
LAST 12 Division I GAMES:																	
				240	A	UNC Asheville	49	67					221	H	High Point	65	84
				256	H	Charleston So.	48	51					344	H	Longwood	89	55
				187	A	Campbell	56	67					227	A	Liberty	63	66
				128	H	Radford	42	51					342	A	Winthrop	89	54
				342	H	Winthrop	63	57					187	H	Campbell	61	73
				229	A	Presbyterian	47	58					256	A	Charleston So.	57	64

Non-Div I Games: Montreat 92 45 Southern Wesleyan 86 62 Converse 68 38

Gardner-Webb

Loss, Non-Conf, S Site, H Home A Away N Neutral



## George Mason

Through Games Of March 5, 2017

Average RPI Win:	<b>242</b>	WON-LOST	WINNING	LAST 10	STRENGTH OF	OPP. STRENGTH	TEAM	ADJ.	CONF.	ADJ CONF.
Average RPI Loss:	<b>124</b>	RECORD	PCT. RANK	GAMES	SCHEDULE	OF SCHEDULE	RPI	RPI	RPI	RPI
DIV. I ONLY	<b>13- 17</b>	<b>211</b>	<b>3- 7</b>	<b>169</b>	<b>160</b>	<b>192</b>	<b>192</b>	<b>12</b>	<b>12</b>	
DIV. I NON-CONF.	<b>7- 6</b>	<b>157</b>	<b>0- 0</b>	<b>159</b>	<b>285</b>	<b>142</b>	<b>142</b>	<b>12</b>	<b>12</b>	
TOTALS	RPI 1-25	RPI 26-50	W-L RECORDS	RPI 51-100	RPI 101-150	RPI 150+				
13- 17	0- 0	0- 1	OVERALL	0- 6	4- 6	9- 4				
7- 6	0- 0	0- 1	HOME	0- 2	3- 2	4- 1				
6- 10	0- 0	0- 0	AWAY	0- 3	1- 4	5- 3				
0- 1	0- 0	0- 0	NEUTRAL	0- 1	0- 0	0- 0				
7- 6	0- 0	0- 0	NON-CONFERENCE	0- 3	3- 2	4- 1				
3- 2	0- 0	0- 0	HOME	0- 1	2- 1	1- 0				
4- 3	0- 0	0- 0	AWAY	0- 1	1- 1	3- 1				
0- 1	0- 0	0- 0	NEUTRAL	0- 1	0- 0	0- 0				
6- 11	0- 0	0- 1	CONFERENCE	0- 3	1- 4	5- 3				
4- 4	0- 0	0- 1	HOME	0- 1	1- 1	3- 1				
2- 7	0- 0	0- 0	AWAY	0- 2	0- 3	2- 2				
0- 0	0- 0	0- 0	NEUTRAL	0- 0	0- 0	0- 0				

RPI S	Opponent	Score	RPI S	Opponent	Score	RPI S	Opponent	Score	RPI S	Opponent	Score	Team's RPI: 192
33	H Dayton	48 <b>60</b>	52	A George Washington	49 <b>80</b>	109	A Saint Joseph's	53 <b>57</b>				
			52	H George Washington	71 <b>79</b>	122	H Fordham	49 <b>53</b>				
			65	A Georgetown	56 <b>69</b>	124	A Duquesne	55 <b>66</b>				
			79	N Drexel	71 <b>82</b>	124	A Duquesne	57 <b>76</b>				
			95	A Saint Louis	50 <b>89</b>	128	H Radford	70 56				
			99	H SFA	76 <b>77</b>	129	H Navy	68 64				
						134	H Arizona	70 <b>81</b>				
						136	A Delaware	51 <b>67</b>				
						144	H VCU	70 59				
						148	A Detroit Mercy	55 54				
						167	A La Salle	57 <b>59</b>				
						199	A Towson	75 <b>79</b>				
						236	A Richmond	54 50				
						236	H Richmond	58 <b>70</b>				
						247	H St. Bonaventure	52 49				
						273	H Norfolk St.	60 33				
						278	A Davidson	54 <b>58</b>				
						278	H Davidson	59 55				
						302	H Rhode Island	60 51				
						307	A FIU	67 51				
						309	A Massachusetts	66 55				
						314	A Illinois St.	72 46				
						336	A LIU Brooklyn	64 48				
LAST 12 Division I GAMES:												
124	A Duquesne	55 <b>66</b>	124	A Duquesne	57 <b>76</b>							
109	A Saint Joseph's	53 <b>57</b>	167	A La Salle	57 <b>59</b>							
52	A George Washington	49 <b>80</b>	33	H Dayton	48 <b>60</b>							
302	H Rhode Island	60 51	236	A Richmond	54 50							
236	H Richmond	58 <b>70</b>	278	A Davidson	54 <b>58</b>							
278	H Davidson	59 55	144	H VCU	70 59							

Non-Div I Games:

George Mason

■ Loss, 
 ■ Non-Conf, 
 ■ S Site, 
 ■ H Home 
 ■ A Away 
 N Neutral



Average RPI Win:	177	WON-LOST	WINNING	LAST 10	STRENGTH OF	OPP. STRENGTH	TEAM	ADJ.	CONF.	ADJ CONF.
Average RPI Loss:	78	RECORD	PCT. RANK	GAMES	SCHEDULE	OF SCHEDULE	RPI	RPI	RPI	RPI
DIV. I ONLY	20- 9	70	7- 3	80	89	52	52	12	12	
DIV. I NON-CONF.	7- 5	137	0- 0	45	32	73	73	12	12	
TOTALS	RPI 1-25	RPI 26-50	W-L RECORDS	RPI 51-100	RPI 101-150	RPI 150+				
20- 9	0- 1	2- 3	OVERALL	1- 2	6- 2	11- 1				
11- 2	0- 1	1- 0	HOME	0- 0	4- 1	6- 0				
7- 5	0- 0	0- 2	AWAY	1- 2	1- 0	5- 1				
2- 2	0- 0	1- 1	NEUTRAL	0- 0	1- 1	0- 0				
7- 5	0- 1	1- 2	NON-CONFERENCE	1- 1	2- 0	3- 1				
4- 1	0- 1	0- 0	HOME	0- 0	1- 0	3- 0				
1- 3	0- 0	0- 1	AWAY	1- 1	0- 0	0- 1				
2- 1	0- 0	1- 1	NEUTRAL	0- 0	1- 0	0- 0				
13- 4	0- 0	1- 1	CONFERENCE	0- 1	4- 2	8- 0				
7- 1	0- 0	1- 0	HOME	0- 0	3- 1	3- 0				
6- 2	0- 0	0- 1	AWAY	0- 1	1- 0	5- 0				
0- 1	0- 0	0- 0	NEUTRAL	0- 0	0- 1	0- 0				

RPI 1-25				RPI 26-50				RPI 51-100 Team's RPI: 52				RPI 101+			
RPI	S	Opponent	Score	RPI	S	Opponent	Score	RPI	S	Opponent	Score	RPI	S	Opponent	Score
7	H	Stanford	52 71	30	N	Syracuse	71 74	62	A	Villanova	72 69	104	N	FGCU	76 47
				31	A	South Dakota St.	55 60	65	A	Georgetown	57 72	109	H	Saint Joseph's	53 44
				33	A	Dayton	48 50	95	A	Saint Louis	59 67	115	H	Princeton	56 45
				33	H	Dayton	52 39					122	H	Fordham	63 46
				40	N	Western Ky.	68 49					124	A	Duquesne	75 40
												124	H	Duquesne	63 73
												124	N	Duquesne	58 62
												144	H	VCU	81 67
												167	A	La Salle	79 65
												190	A	American	61 66
												192	A	George Mason	79 71
												192	H	George Mason	80 49
												205	H	Illinois	72 56
												236	A	Richmond	63 44
												247	H	St. Bonaventure	63 57
												271	H	Loyola Maryland	74 64
												278	H	Davidson	76 62
												286	H	Coppin St.	77 46
												302	A	Rhode Island	72 44
												309	A	Massachusetts	60 54
LAST 12 Division I GAMES:															
				124	N	Duquesne	58 62	167	A	La Salle	79 65				
				236	A	Richmond	63 44	122	H	Fordham	63 46				
				192	H	George Mason	80 49	124	H	Duquesne	63 73				
				247	H	St. Bonaventure	63 57	95	A	Saint Louis	59 67				
				33	H	Dayton	52 39	309	A	Massachusetts	60 54				
				302	A	Rhode Island	72 44	278	H	Davidson	76 62				

Non-Div I Games:

George Washington

■ Loss, 
 ■ Non-Conf, 
 ■ S Site, 
 ■ H Home 
 ■ A Away 
 N Neutral



## Georgetown

Through Games Of March 5, 2017

Average RPI Win:	177	WON-LOST	WINNING	LAST 10	STRENGTH OF	OPP. STRENGTH	TEAM	ADJ.	CONF.	ADJ CONF.
Average RPI Loss:	45	RECORD	PCT. RANK	GAMES	SCHEDULE	OF SCHEDULE	RPI	RPI	RPI	RPI
DIV. I ONLY	17- 12	118	5- 5	62	74	65	65	7	7	
DIV. I NON-CONF.	8- 2	49	0- 0	95	78	25	25	7	7	
TOTALS	RPI 1-25	RPI 26-50	W-L RECORDS	RPI 51-100	RPI 101-150	RPI 150+				
17- 12	0- 4	0- 3	OVERALL	3- 4	3- 1	11- 0				
8- 4	0- 2	0- 1	HOME	2- 1	1- 0	5- 0				
7- 8	0- 2	0- 2	AWAY	0- 3	1- 1	6- 0				
2- 0	0- 0	0- 0	NEUTRAL	1- 0	1- 0	0- 0				
8- 2	0- 0	0- 0	NON-CONFERENCE	2- 1	3- 1	3- 0				
3- 0	0- 0	0- 0	HOME	1- 0	1- 0	1- 0				
3- 2	0- 0	0- 0	AWAY	0- 1	1- 1	2- 0				
2- 0	0- 0	0- 0	NEUTRAL	1- 0	1- 0	0- 0				
9- 10	0- 4	0- 3	CONFERENCE	1- 3	0- 0	8- 0				
5- 4	0- 2	0- 1	HOME	1- 1	0- 0	4- 0				
4- 6	0- 2	0- 2	AWAY	0- 2	0- 0	4- 0				
0- 0	0- 0	0- 0	NEUTRAL	0- 0	0- 0	0- 0				

RPI 1-25				RPI 26-50				RPI 51-100 Team's RPI: 65				RPI 101+			
RPI	S	Opponent	Score	RPI	S	Opponent	Score	RPI	S	Opponent	Score	RPI	S	Opponent	Score
17	A	DePaul	70 79	32	A	Marquette	66 80	52	H	George Washington	72 57	106	A	Virginia Tech	63 73
17	H	DePaul	53 76	32	A	Marquette	70 80	62	A	Villanova	50 71	132	H	Alabama	70 59
22	A	Creighton	68 70	32	H	Marquette	77 84	62	H	Villanova	54 49	136	A	Delaware	54 46
22	H	Creighton	59 67					64	A	St. John's (NY)	54 65	137	N	Wright St.	67 60
								64	H	St. John's (NY)	66 71	192	H	George Mason	69 56
								69	A	Minnesota	60 68	194	A	Providence	71 39
								85	N	Penn St.	68 54	194	H	Providence	72 70
												198	A	Seton Hall	77 60
												198	H	Seton Hall	77 58
												199	A	Towson	75 59
												202	A	Xavier	69 64
												202	H	Xavier	81 63
												260	A	Butler	58 52
												260	H	Butler	83 72
												307	A	FIU	66 53
LAST 12 Division I GAMES:															
32	A	Marquette	66 80	198	A	Seton Hall	77 60								
17	A	DePaul	70 79	22	H	Creighton	59 67								
32	A	Marquette	70 80	194	H	Providence	72 70								
202	H	Xavier	81 63	62	H	Villanova	54 49								
260	H	Butler	83 72	260	A	Butler	58 52								
64	A	St. John's (NY)	54 65	202	A	Xavier	69 64								

Non-Div I Games:

Georgetown

■ Loss, 
 ■ Non-Conf, 
 ■ S Site, 
 ■ H Home 
 ■ A Away 
 N Neutral



Average RPI Win:	136	WON-LOST	WINNING	LAST 10	STRENGTH OF	OPP. STRENGTH	TEAM	ADJ.	CONF.	ADJ CONF.
Average RPI Loss:	54	RECORD	PCT. RANK	GAMES	SCHEDULE	OF SCHEDULE	RPI	RPI	RPI	RPI
DIV. I ONLY	16- 15	166	6- 4	40	19	84	84	2	2	
DIV. I NON-CONF.	8- 5	125	0- 0	175	108	149	149	2	2	
TOTALS	RPI 1-25	RPI 26-50	W-L RECORDS	RPI 51-100	RPI 101-150	RPI 150+				
16- 15	2- 7	3- 1	OVERALL	3- 5	2- 1	6- 1				
11- 5	2- 2	1- 0	HOME	2- 2	2- 0	4- 1				
3- 8	0- 4	1- 0	AWAY	0- 3	0- 1	2- 0				
2- 2	0- 1	1- 1	NEUTRAL	1- 0	0- 0	0- 0				
8- 5	0- 0	0- 1	NON-CONFERENCE	3- 3	0- 0	5- 1				
6- 2	0- 0	0- 0	HOME	2- 1	0- 0	4- 1				
1- 2	0- 0	0- 0	AWAY	0- 2	0- 0	1- 0				
1- 1	0- 0	0- 1	NEUTRAL	1- 0	0- 0	0- 0				
8- 10	2- 7	3- 0	CONFERENCE	0- 2	2- 1	1- 0				
5- 3	2- 2	1- 0	HOME	0- 1	2- 0	0- 0				
2- 6	0- 4	1- 0	AWAY	0- 1	0- 1	1- 0				
1- 1	0- 1	1- 0	NEUTRAL	0- 0	0- 0	0- 0				

RPI	S	Opponent	Score	RPI	S	Opponent	Score	RPI	S	Opponent	Score	RPI	S	Opponent	Score
3	A	South Carolina	63 66	29	N	South Fla.	65 81	51	H	Virginia	43 66	110	H	Vanderbilt	70 68
3	H	South Carolina	44 62	36	H	LSU	70 65	58	A	Georgia Tech	45 52	118	A	Ole Miss	62 69
3	N	South Carolina	48 72	45	A	Auburn	57 51	69	N	Minnesota	70 58	132	H	Alabama	71 65
6	A	Mississippi St.	49 58	45	N	Auburn	56 52	80	A	Oklahoma St.	51 71	171	A	Arkansas	69 66
14	A	Kentucky	61 82					82	H	BYU	81 51	181	A	Cincinnati	51 48
14	H	Kentucky	56 66					86	A	Florida	58 65	228	H	Samford	59 65
21	H	Tennessee	81 78					86	H	Florida	68 76	259	H	Furman	67 62
23	H	Texas A&M	69 59					93	H	Mercer	72 64	275	H	Kennesaw St.	82 40
24	A	Missouri	45 63									279	H	Western Caro.	78 43
												348	H	South Carolina St.	64 50
LAST 12 Division I GAMES:															
		3 N South Carolina	48 72			45 A Auburn	57 51								
		45 N Auburn	56 52			14 H Kentucky	56 66								
		86 A Florida	58 65			21 H Tennessee	81 78								
		132 H Alabama	71 65			171 A Arkansas	69 66								
		36 H LSU	70 65			118 A Ole Miss	62 69								
		6 A Mississippi St.	49 58			3 H South Carolina	44 62								

Non-Div I Games:

Georgia

■ Loss, 
 ■ Non-Conf, 
 ■ S Site, 
 ■ H Home 
 ■ A Away 
 N Neutral



Average RPI Win:	215	WON-LOST	WINNING	LAST 10	STRENGTH OF	OPP. STRENGTH	TEAM	ADJ.	CONF.	ADJ CONF.
Average RPI Loss:	180	RECORD	PCT. RANK	GAMES	SCHEDULE	OF SCHEDULE	RPI	RPI	RPI	RPI
DIV. I ONLY	11- 17	232	6- 4	262	211	255	255	22	22	
DIV. I NON-CONF.	3- 7	250	0- 0	208	152	264	264	19	19	
TOTALS	RPI 1-25	RPI 26-50	W-L RECORDS	RPI 51-100	RPI 101-150	RPI 150+				
11- 17	0- 0	0- 2	OVERALL	1- 2	1- 2	9- 11				
4- 9	0- 0	0- 1	HOME	1- 0	0- 1	3- 7				
6- 6	0- 0	0- 1	AWAY	0- 1	1- 1	5- 3				
1- 2	0- 0	0- 0	NEUTRAL	0- 1	0- 0	1- 1				
3- 7	0- 0	0- 1	NON-CONFERENCE	0- 2	0- 1	3- 3				
1- 3	0- 0	0- 1	HOME	0- 0	0- 0	1- 2				
1- 2	0- 0	0- 0	AWAY	0- 1	0- 1	1- 0				
1- 2	0- 0	0- 0	NEUTRAL	0- 1	0- 0	1- 1				
8- 10	0- 0	0- 1	CONFERENCE	1- 0	1- 1	6- 8				
3- 6	0- 0	0- 0	HOME	1- 0	0- 1	2- 5				
5- 4	0- 0	0- 1	AWAY	0- 0	1- 0	4- 3				
0- 0	0- 0	0- 0	NEUTRAL	0- 0	0- 0	0- 0				

RPI S	Opponent	Score	RPI S	Opponent	Score	RPI S	Opponent	Score	RPI S	Opponent	Score	Team's RPI: 255
27	H Elon	67 84	58	A Georgia Tech	42 73	125	A Troy	68 65				
46	A Little Rock	45 52	83	H UT Arlington	64 59	125	H Troy	69 87				
			85	N Penn St.	42 69	132	A Alabama	57 80				
						153	A Louisiana	65 72				
						153	H Louisiana	64 70				
						164	H Texas St.	51 62				
						180	A Morehead St.	68 50				
						190	N American	59 58				
						223	H UNCW	66 72				
						224	A Appalachian St.	59 55				
						224	H Appalachian St.	63 67				
						231	A Ga. Southern	58 54				
						231	H Ga. Southern	63 62				
						238	H Akron	66 78				
						245	A Coastal Caro.	69 48				
						245	H Coastal Caro.	67 73				
						252	A South Ala.	55 45				
						252	H South Ala.	47 77				
						275	H Kennesaw St.	62 59				
						283	N Eastern Mich.	59 69				
						322	A Arkansas St.	57 59				
						330	A La.-Monroe	63 72				
						330	H La.-Monroe	87 35				
LAST 12 Division I GAMES:												
231	H Ga. Southern	63 62	245	A Coastal Caro.	69 48							
46	A Little Rock	45 52	153	H Louisiana	64 70							
322	A Arkansas St.	57 59	330	H La.-Monroe	87 35							
83	H UT Arlington	64 59	125	A Troy	68 65							
164	H Texas St.	51 62	252	A South Ala.	55 45							
224	A Appalachian St.	59 55	245	H Coastal Caro.	67 73							

Non-Div I Games: Allen 96 58

Georgia St.

■ Loss, 
 ■ Non-Conf, 
 ■ S Site, 
 ■ Home 
 ■ A Away 
 N Neutral



Average RPI Win: 140		WON-LOST	WINNING	LAST 10	STRENGTH OF	OPP. STRENGTH	TEAM	ADJ.	CONF.	ADJ CONF.
Average RPI Loss: 46		RECORD	PCT. RANK	GAMES	SCHEDULE	OF SCHEDULE	RPI	RPI	RPI	RPI
DIV. I ONLY		17- 14	143	4- 6	27	35	58	58	3	3
DIV. I NON-CONF.		11- 2	23	0- 0	65	118	28	28	4	4
TOTALS		RPI 1-25	RPI 26-50	W-L RECORDS	RPI 51-100	RPI 101-150	RPI 150+			
17- 14	1- 7		2- 2	OVERALL	3- 2	3- 3	8- 0			
11- 5	0- 3		1- 2	HOME	2- 0	3- 0	5- 0			
3- 8	0- 3		0- 0	AWAY	1- 2	0- 3	2- 0			
3- 1	1- 1		1- 0	NEUTRAL	0- 0	0- 0	1- 0			
11- 2	1- 0		1- 1	NON-CONFERENCE	3- 0	1- 1	5- 0			
7- 1	0- 0		0- 1	HOME	2- 0	1- 0	4- 0			
2- 1	0- 0		0- 0	AWAY	1- 0	0- 1	1- 0			
2- 0	1- 0		1- 0	NEUTRAL	0- 0	0- 0	0- 0			
6- 12	0- 7		1- 1	CONFERENCE	0- 2	2- 2	3- 0			
4- 4	0- 3		1- 1	HOME	0- 0	2- 0	1- 0			
1- 7	0- 3		0- 0	AWAY	0- 2	0- 2	1- 0			
1- 1	0- 1		0- 0	NEUTRAL	0- 0	0- 0	1- 0			

RPI 1-25				RPI 26-50				RPI 51-100				Team's RPI: 58		RPI 101+			
RPI	S	Opponent	Score	RPI	S	Opponent	Score	RPI	S	Opponent	Score		RPI	S	Opponent	Score	
2	A	Notre Dame	69 90	30	H	Syracuse	75 66	51	A	Virginia	64 65		106	H	Virginia Tech	87 81	
2	H	Notre Dame	38 55	33	N	Dayton	81 68	81	A	Middle Tenn.	61 60		111	A	Clemson	61 62	
8	H	Duke	68 75	37	H	North Carolina St.	67 75	84	H	Georgia	52 45		111	H	Clemson	72 58	
11	A	Louisville	51 91	44	H	Michigan	52 92	88	A	Wake Forest	65 70		115	H	Princeton	67 51	
12	H	Florida St.	63 69					93	H	Mercer	70 50		119	A	North Carolina	88 89	
15	A	Miami (FL)	70 75										132	A	Alabama	65 67	
15	N	Miami (FL)	71 87										158	H	Pittsburgh	71 57	
24	N	Missouri	72 70										175	A	Boston College	71 67	
													175	N	Boston College	71 67	
													211	H	Alabama St.	70 48	
													224	H	Appalachian St.	81 52	
													228	H	Samford	62 57	
													255	H	Georgia St.	73 42	
													275	A	Kennesaw St.	86 49	
LAST 12 Division I GAMES:																	
				15	N	Miami (FL)	71 87	2	A	Notre Dame	69 90						
				175	N	Boston College	71 67	37	H	North Carolina St.	67 75						
				15	A	Miami (FL)	70 75	106	H	Virginia Tech	87 81						
				111	H	Clemson	72 58	51	A	Virginia	64 65						
				158	H	Pittsburgh	71 57	111	A	Clemson	61 62						
				119	A	North Carolina	88 89	12	H	Florida St.	63 69						

Non-Div I Games:

Georgia Tech

Loss, Non-Conf, S Site, H Home A Away N Neutral



## Gonzaga

Through Games Of March 5, 2017

Average RPI Win: <b>197</b>	WON-LOST	WINNING	LAST 10	STRENGTH OF	OPP. STRENGTH	TEAM	ADJ.	CONF.	ADJ CONF.
Average RPI Loss: <b>139</b>	RECORD	PCT. RANK	GAMES	SCHEDULE	OF SCHEDULE	RPI	RPI	RPI	RPI
DIV. I ONLY	<b>24- 6</b>	<b>22</b>	<b>8- 2</b>	<b>249</b>	<b>110</b>	<b>76</b>	<b>76</b>	<b>15</b>	<b>15</b>
DIV. I NON-CONF.	<b>9- 2</b>	<b>37</b>	<b>0- 0</b>	<b>194</b>	<b>53</b>	<b>71</b>	<b>71</b>	<b>13</b>	<b>13</b>
TOTALS	RPI 1-25	RPI 26-50	W-L RECORDS	RPI 51-100	RPI 101-150	RPI 150+			
24- 6	1- 1	0- 1	OVERALL	2- 1	5- 1	16- 2			
14- 1	0- 0	0- 0	HOME	2- 0	3- 0	9- 1			
8- 3	1- 0	0- 0	AWAY	0- 1	2- 1	5- 1			
2- 2	0- 1	0- 1	NEUTRAL	0- 0	0- 0	2- 0			
9- 2	1- 1	0- 1	NON-CONFERENCE	1- 0	2- 0	5- 0			
6- 0	0- 0	0- 0	HOME	1- 0	1- 0	4- 0			
2- 0	1- 0	0- 0	AWAY	0- 0	1- 0	0- 0			
1- 2	0- 1	0- 1	NEUTRAL	0- 0	0- 0	1- 0			
15- 4	0- 0	0- 0	CONFERENCE	1- 1	3- 1	11- 2			
8- 1	0- 0	0- 0	HOME	1- 0	2- 0	5- 1			
6- 3	0- 0	0- 0	AWAY	0- 1	1- 1	5- 1			
1- 0	0- 0	0- 0	NEUTRAL	0- 0	0- 0	1- 0			

RPI 1-25				RPI 26-50				RPI 51-100				Team's RPI: 76	RPI 101+			
RPI	S	Opponent	Score	RPI	S	Opponent	Score	RPI	S	Opponent	Score		RPI	S	Opponent	Score
7	A	Stanford	68 63	44	N	Michigan	66 78	68	H	Northwestern	67 56		103	H	Washington St.	79 61
12	N	Florida St.	69 87					82	A	BYU	63 71		116	A	St. Mary's (CA)	79 75
								82	H	BYU	87 52		116	H	St. Mary's (CA)	59 58
													138	A	San Francisco	72 77
													138	H	San Francisco	61 46
													139	A	Eastern Wash.	73 54
													159	A	Santa Clara	50 49
													159	H	Santa Clara	51 39
													201	A	Loyola Marymount	80 56
													201	H	Loyola Marymount	73 61
													217	A	San Diego	57 55
													217	H	San Diego	62 57
													229	H	Presbyterian	79 39
													244	A	Pacific	74 58
													244	H	Pacific	63 65
													244	N	Pacific	91 59
													274	H	Colgate	72 42
													276	A	Portland	85 50
													276	H	Portland	67 55
													290	H	Nicholls St.	78 46
													311	A	Pepperdine	69 79
													311	H	Pepperdine	83 61
													327	H	UC Irvine	102 38
													342	N	Winthrop	71 41
LAST 12 Division I GAMES:																
244	N	Pacific	91 59	201	H	Loyola Marymount	73 61									
82	A	BYU	63 71	159	A	Santa Clara	50 49									
217	H	San Diego	62 57	82	H	BYU	87 52									
244	A	Pacific	74 58	311	H	Pepperdine	83 61									
138	A	San Francisco	72 77	217	A	San Diego	57 55									
116	H	St. Mary's (CA)	59 58	276	A	Portland	85 50									

Non-Div I Games:

Gonzaga

■ Loss, 
■ Non-Conf, S Site, 
■ Home 
■ Away 
N Neutral



Average RPI Win:	295	WON-LOST	WINNING	LAST 10	STRENGTH OF	OPP. STRENGTH	TEAM	ADJ.	CONF.	ADJ CONF.
Average RPI Loss:	156	RECORD	PCT. RANK	GAMES	SCHEDULE	OF SCHEDULE	RPI	RPI	RPI	RPI
DIV. I ONLY	16- 13	140	9- 1	331	296	209	209	30	30	
DIV. I NON-CONF.	2- 9	293	0- 0	265	44	285	285	30	30	
TOTALS	RPI 1-25	RPI 26-50	W-L RECORDS	RPI 51-100	RPI 101-150	RPI 150+				
16- 13	0- 1	0- 0	OVERALL	0- 2	0- 4	16- 6				
7- 3	0- 0	0- 0	HOME	0- 0	0- 0	7- 3				
9- 8	0- 0	0- 0	AWAY	0- 0	0- 0	9- 1				
0- 2	0- 0	0- 0	NEUTRAL	0- 0	0- 2	0- 0				
2- 9	0- 1	0- 0	NON-CONFERENCE	0- 2	0- 4	2- 2				
0- 1	0- 0	0- 0	HOME	0- 0	0- 0	0- 1				
2- 6	0- 1	0- 0	AWAY	0- 2	0- 2	2- 1				
0- 2	0- 0	0- 0	NEUTRAL	0- 0	0- 2	0- 0				
14- 4	0- 0	0- 0	CONFERENCE	0- 0	0- 0	14- 4				
7- 2	0- 0	0- 0	HOME	0- 0	0- 0	7- 2				
7- 2	0- 0	0- 0	AWAY	0- 0	0- 0	7- 2				
0- 0	0- 0	0- 0	NEUTRAL	0- 0	0- 0	0- 0				

RPI 1-25			RPI 26-50			RPI 51-100			RPI 101+			Team's RPI: 209
RPI	S	Opponent	Score	RPI	S	Opponent	Score	RPI	S	Opponent	Score	Score
15	A	Miami (FL)	61 89					73	A	Tulane	56 79	36 56
								90	A	Southern California	64 75	53 59
									A	Arizona	46 73	46 73
									A	Louisiana Tech	55 69	55 69
									A	TCU	47 83	47 83
									A	Texas Southern	61 69	61 69
									H	Texas Southern	64 52	64 52
									A	Alabama St.	60 45	60 45
									H	Alabama St.	76 83	76 83
									A	Southern U.	70 63	70 63
									H	Southern U.	68 71	68 71
									A	Prairie View	49 51	49 51
									H	Prairie View	60 55	60 55
									A	Ark.-Pine Bluff	68 58	68 58
									H	Ark.-Pine Bluff	56 54	56 54
									H	Nicholls St.	60 71	60 71
									A	Alcorn	67 63	67 63
									H	Alcorn	86 63	86 63
									A	Mississippi Val.	82 51	82 51
									H	Mississippi Val.	88 67	88 67
									A	Southeastern La.	87 71	87 71
									A	La.-Monroe	59 54	59 54
									A	Jackson St.	60 57	60 57
									H	Jackson St.	90 85	90 85
									A	Alabama A&M	68 53	68 53
									H	Alabama A&M	87 57	87 57
LAST 12 Division I GAMES:												
349	H	Alabama A&M	87 57	191	H	Texas Southern	64 52	329	A			
211	H	Alabama St.	76 83	304	A	Alcorn	67 63	330	A			
310	A	Mississippi Val.	82 51	226	A	Southern U.	70 63	334	A			
284	A	Ark.-Pine Bluff	68 58	310	H	Mississippi Val.	88 67	334	H			
334	A	Jackson St.	60 57	284	H	Ark.-Pine Bluff	56 54	349	A			
269	H	Prairie View	60 55	334	H	Jackson St.	90 85	349	H			

Non-Div I Games:

Grambling

■ Loss, 
■ Non-Conf, 
■ S Site, 
■ H Home 
■ A Away 
N Neutral



## Grand Canyon

Through Games Of March 5, 2017

Average RPI Win:	288	WON-LOST	WINNING	LAST 10	STRENGTH OF	OPP. STRENGTH	TEAM	ADJ.	CONF.	ADJ CONF.
Average RPI Loss:	178	RECORD	PCT. RANK	GAMES	SCHEDULE	OF SCHEDULE	RPI	RPI	RPI	RPI
DIV. I ONLY	14- 12	152	5- 5	328	289	246	246	29	29	
DIV. I NON-CONF.	7- 5	137	0- 0	287	202	194	194	29	29	
TOTALS	RPI 1-25	RPI 26-50	W-L RECORDS	RPI 51-100	RPI 101-150	RPI 150+				
14- 12	0- 2	0- 0	OVERALL	0- 0	1- 2	13- 8				
11- 3	0- 1	0- 0	HOME	0- 0	1- 1	10- 1				
3- 9	0- 1	0- 0	AWAY	0- 0	0- 1	3- 7				
0- 0	0- 0	0- 0	NEUTRAL	0- 0	0- 0	0- 0				
7- 5	0- 2	0- 0	NON-CONFERENCE	0- 0	1- 0	6- 3				
6- 1	0- 1	0- 0	HOME	0- 0	1- 0	5- 0				
1- 4	0- 1	0- 0	AWAY	0- 0	0- 0	1- 3				
0- 0	0- 0	0- 0	NEUTRAL	0- 0	0- 0	0- 0				
7- 7	0- 0	0- 0	CONFERENCE	0- 0	0- 2	7- 5				
5- 2	0- 0	0- 0	HOME	0- 0	0- 1	5- 1				
2- 5	0- 0	0- 0	AWAY	0- 0	0- 1	2- 4				
0- 0	0- 0	0- 0	NEUTRAL	0- 0	0- 0	0- 0				

RPI 1-25				RPI 26-50				RPI 51-100				RPI 101+ Team's RPI: 246			
RPI	S	Opponent	Score	RPI	S	Opponent	Score	RPI	S	Opponent	Score	RPI	S	Opponent	Score
8	A	Duke	47 90									140	A	New Mexico St.	60 67
10	H	Washington	66 101									140	H	New Mexico St.	65 81
												142	H	Idaho	64 60
												161	A	Rice	50 64
												179	A	UC Riverside	64 77
												213	A	Seattle U	60 86
												213	H	Seattle U	82 77
												222	A	UTRGV	49 52
												222	H	UTRGV	60 59
												248	A	Hawaii	47 51
												250	A	CSU Bakersfield	59 74
												250	H	CSU Bakersfield	64 80
												265	H	Cal Poly	64 59
												285	A	Southern Utah	76 73
												289	H	Northern Ariz.	76 65
												304	H	Alcorn	77 44
												308	H	Denver	73 70
												311	A	UMKC	65 77
												311	H	UMKC	75 64
												335	A	Utah Valley	62 46
												335	H	Utah Valley	60 42
												337	H	Fla. Atlantic	81 60
												345	A	Chicago St.	73 62
												345	H	Chicago St.	57 39
LAST 12 Division I GAMES:															
250	H	CSU Bakersfield	64 80	222	A	UTRGV	49 52								
311	A	UMKC	65 77	250	A	CSU Bakersfield	59 74								
345	A	Chicago St.	73 62	345	H	Chicago St.	57 39								
335	H	Utah Valley	60 42	311	H	UMKC	75 64								
213	H	Seattle U	82 77	213	A	Seattle U	60 86								
140	A	New Mexico St.	60 67	222	H	UTRGV	60 59								

Non-Div I Games: Chaminade 85 55

Grand Canyon

■ Loss, 
 ■ Non-Conf, S Site, 
 ■ Home 
 ■ Away 
 N Neutral



Average RPI Win: <b>184</b>	WON-LOST	WINNING	LAST 10	STRENGTH OF	OPP. STRENGTH	TEAM	ADJ.	CONF.	ADJ CONF.
Average RPI Loss: <b>132</b>	RECORD	PCT. RANK	GAMES	SCHEDULE	OF SCHEDULE	RPI	RPI	RPI	RPI
DIV. I ONLY	25- 5	13	6- 4	89	170	28	28	19	19
DIV. I NON-CONF.	9- 2	37	0- 1	4	25	4	4	21	21
TOTALS	RPI 1-25	RPI 26-50	W-L RECORDS	RPI 51-100	RPI 101-150	RPI 150+			
25- 5	0- 1	5- 0	OVERALL	2- 0	5- 3	13- 1			
13- 1	0- 0	3- 0	HOME	0- 0	4- 0	6- 1			
11- 4	0- 1	2- 0	AWAY	2- 0	1- 3	6- 0			
1- 0	0- 0	0- 0	NEUTRAL	0- 0	0- 0	1- 0			
9- 2	0- 1	5- 0	NON-CONFERENCE	2- 0	0- 0	2- 1			
4- 1	0- 0	3- 0	HOME	0- 0	0- 0	1- 1			
5- 1	0- 1	2- 0	AWAY	2- 0	0- 0	1- 0			
0- 0	0- 0	0- 0	NEUTRAL	0- 0	0- 0	0- 0			
16- 3	0- 0	0- 0	CONFERENCE	0- 0	5- 3	11- 0			
9- 0	0- 0	0- 0	HOME	0- 0	4- 0	5- 0			
6- 3	0- 0	0- 0	AWAY	0- 0	1- 3	5- 0			
1- 0	0- 0	0- 0	NEUTRAL	0- 0	0- 0	1- 0			

RPI 1-25				RPI 26-50				Team's RPI: 28				RPI 51-100				RPI 101+			
RPI	S	Opponent	Score	RPI	S	Opponent	Score	RPI	S	Opponent	Score	RPI	S	Opponent	Score	RPI	S	Opponent	Score
2	A	Notre Dame	67 71	26	H	Drake	71 48	57	A	Belmont	62 53	137	A	Wright St.	58 51				
				27	H	Elon	71 56	63	A	Chattanooga	71 55	137	H	Wright St.	62 41				
				31	A	South Dakota St.	67 43					147	A	Milwaukee	60 72				
				32	A	Marquette	78 63					147	H	Milwaukee	89 47				
				46	H	Little Rock	57 31					148	A	Detroit Mercy	72 76				
												148	H	Detroit Mercy	60 55				
												149	A	Oakland	71 74				
												149	H	Oakland	89 47				
												183	A	Cleveland St.	65 51				
												183	H	Cleveland St.	79 60				
												212	H	Wisconsin	53 54				
												235	A	Bradley	68 43				
												260	H	Butler	61 34				
												292	A	Valparaiso	75 36				
												292	H	Valparaiso	56 35				
												292	N	Valparaiso	89 60				
												294	A	Northern Ky.	74 37				
												294	H	Northern Ky.	70 39				
												317	A	Youngstown St.	84 51				
												317	H	Youngstown St.	75 41				
												319	A	Ill.-Chicago	79 65				
												319	H	Ill.-Chicago	65 31				
LAST 12 Division I GAMES:																			
292	N	Valparaiso	89 60	317	H	Youngstown St.	75 41												
2	A	Notre Dame	67 71	183	H	Cleveland St.	79 60												
294	A	Northern Ky.	74 37	148	A	Detroit Mercy	72 76												
137	A	Wright St.	58 51	149	A	Oakland	71 74												
319	H	Ill.-Chicago	65 31	183	A	Cleveland St.	65 51												
147	A	Milwaukee	60 72	317	A	Youngstown St.	84 51												

Non-Div I Games:

Green Bay

■ Loss, 
 ■ Non-Conf, S Site, 
 ■ Home 
 ■ Away 
 N Neutral



Average RPI Win:	274	WON-LOST	WINNING	LAST 10	STRENGTH OF	OPP. STRENGTH	TEAM	ADJ.	CONF.	ADJ CONF.
Average RPI Loss:	145	RECORD	PCT. RANK	GAMES	SCHEDULE	OF SCHEDULE	RPI	RPI	RPI	RPI
DIV. I ONLY	17- 12	118	5- 5	299	287	169	169	32	32	
DIV. I NON-CONF.	6- 7	182	0- 0	83	35	91	91	31	31	
TOTALS	RPI 1-25	RPI 26-50	W-L RECORDS	RPI 51-100	RPI 101-150	RPI 150+				
17- 12	1- 1	0- 2	OVERALL	0- 2	1- 2	15- 5				
8- 2	1- 0	0- 0	HOME	0- 0	0- 0	7- 2				
5- 10	0- 1	0- 2	AWAY	0- 2	0- 2	5- 3				
4- 0	0- 0	0- 0	NEUTRAL	0- 0	1- 0	3- 0				
6- 7	1- 1	0- 2	NON-CONFERENCE	0- 2	1- 2	4- 0				
2- 0	1- 0	0- 0	HOME	0- 0	0- 0	1- 0				
0- 7	0- 1	0- 2	AWAY	0- 2	0- 2	0- 0				
4- 0	0- 0	0- 0	NEUTRAL	0- 0	1- 0	3- 0				
11- 5	0- 0	0- 0	CONFERENCE	0- 0	0- 0	11- 5				
6- 2	0- 0	0- 0	HOME	0- 0	0- 0	6- 2				
5- 3	0- 0	0- 0	AWAY	0- 0	0- 0	5- 3				
0- 0	0- 0	0- 0	NEUTRAL	0- 0	0- 0	0- 0				

RPI 1-25				RPI 26-50				RPI 51-100				RPI 101+ Team's RPI: 169			
RPI	S	Opponent	Score	RPI	S	Opponent	Score	RPI	S	Opponent	Score	RPI	S	Opponent	Score
3	A	South Carolina	38 92	37	A	North Carolina St.	56 81	60	A	Iowa	51 84	104	A	FGCU	49 60
18	H	Temple	71 65	41	A	James Madison	50 71	68	A	Northwestern	48 67	127	N	Maine	58 49
												131	A	Old Dominion	58 61
												177	A	Bethune-Cookman	56 66
												216	H	Howard	62 67
												228	N	Samford	63 57
												236	H	Richmond	72 45
												267	H	UMES	65 68
												273	A	Norfolk St.	58 57
												273	H	Norfolk St.	77 65
												286	A	Coppin St.	65 61
												286	H	Coppin St.	78 54
												296	H	N.C. A&T	64 57
												301	N	Lafayette	58 55
												303	A	Savannah St.	51 55
												303	H	Savannah St.	75 46
												326	N	Saint Peter's	71 42
												328	A	Morgan St.	71 58
												331	A	Florida A&M	44 62
												333	H	N.C. Central	60 36
												347	A	Delaware St.	83 52
												348	A	South Carolina St.	51 50
												348	H	South Carolina St.	80 46
LAST 12 Division I GAMES:															
286	A	Coppin St.	65 61	348	A	South Carolina St.	51 50								
273	H	Norfolk St.	77 65	303	A	Savannah St.	51 55								
328	A	Morgan St.	71 58	267	H	UMES	65 68								
331	A	Florida A&M	44 62	286	H	Coppin St.	78 54								
177	A	Bethune-Cookman	56 66	273	A	Norfolk St.	58 57								
216	H	Howard	62 67	333	H	N.C. Central	60 36								

Non-Div I Games:

Hampton

■ Loss, 
 ■ Non-Conf, S Site, 
 ■ Home 
 ■ Away 
 N Neutral



Average RPI Win: <b>240</b>	WON-LOST	WINNING	LAST 10	STRENGTH OF	OPP. STRENGTH	TEAM	ADJ.	CONF.	ADJ CONF.
Average RPI Loss: <b>145</b>	RECORD	PCT. RANK	GAMES	SCHEDULE	OF SCHEDULE	RPI	RPI	RPI	RPI
DIV. I ONLY	17- 14	143	3- 7	237	234	184	184	21	21
DIV. I NON-CONF.	9- 4	85	0- 0	213	274	134	134	22	22
TOTALS	RPI 1-25	RPI 26-50	W-L RECORDS	RPI 51-100	RPI 101-150	RPI 150+			
17- 14	0- 0	0- 1	OVERALL	0- 2	1- 6	16- 5			
7- 7	0- 0	0- 1	HOME	0- 1	0- 3	7- 2			
7- 6	0- 0	0- 0	AWAY	0- 1	1- 2	6- 3			
3- 1	0- 0	0- 0	NEUTRAL	0- 0	0- 1	3- 0			
9- 4	0- 0	0- 1	NON-CONFERENCE	0- 0	1- 1	8- 2			
3- 3	0- 0	0- 1	HOME	0- 0	0- 1	3- 1			
4- 1	0- 0	0- 0	AWAY	0- 0	1- 0	3- 1			
2- 0	0- 0	0- 0	NEUTRAL	0- 0	0- 0	2- 0			
8- 10	0- 0	0- 0	CONFERENCE	0- 2	0- 5	8- 3			
4- 4	0- 0	0- 0	HOME	0- 1	0- 2	4- 1			
3- 5	0- 0	0- 0	AWAY	0- 1	0- 2	3- 2			
1- 1	0- 0	0- 0	NEUTRAL	0- 0	0- 1	1- 0			

RPI S	Opponent	Score	RPI S	Opponent	Score	RPI S	Opponent	Score	RPI S	Opponent	Score	Team's RPI: 184
39	H Quinnipiac	59 82	75	A New Hampshire	50 58	104	H FGCU	63 70				
			75	H New Hampshire	57 62	112	A Albany (NY)	71 82				
						112	H Albany (NY)	52 58				
						112	N Albany (NY)	65 67				
						127	A Maine	62 73				
						127	H Maine	60 66				
						136	A Delaware	67 66				
						175	H Boston College	65 56				
						176	A Siena	80 76				
						188	A Hofstra	69 67				
						193	H Sacred Heart	81 64				
						194	H Providence	65 77				
						208	A UMBC	80 73				
						208	H UMBC	47 64				
						208	N UMBC	74 40				
						210	A Binghamton	59 60				
						210	H Binghamton	76 73				
						215	N Monmouth	75 72				
						262	A Stony Brook	62 40				
						262	H Stony Brook	65 52				
						266	A Niagara	62 75				
						272	A Vermont	70 76				
						272	H Vermont	68 55				
						273	N Norfolk St.	61 51				
						306	A Central Conn. St.	68 58				
						309	H Massachusetts	75 56				
LAST 12 Division I GAMES:												
			112	N Albany (NY)	65 67	343	A UMass Lowell	84 64				
			208	N UMBC	74 40	208	H UMBC	47 64				
			112	H Albany (NY)	52 58	127	H Maine	60 66				
			210	A Binghamton	59 60	272	A Vermont	70 76				
			75	H New Hampshire	57 62	112	A Albany (NY)	71 82				
			262	A Stony Brook	62 40	210	H Binghamton	76 73				

Non-Div I Games:

Hartford

■ Loss, 
 ■ Non-Conf, S Site, 
 ■ Home 
 ■ Away 
 N Neutral



H  
a  
r  
t  
f  
o  
r  
d

RPI S Opponent Score

Through Games Of March 5, 2017

RPI	S	Opponent	Score	
343	A	UMass Lowell	84	64
343	H	UMass Lowell	80	59

H  
a  
r  
t  
f  
o  
r  
d

Hartford



Average RPI Win:	175	WON-LOST	WINNING	LAST 10	STRENGTH OF	OPP. STRENGTH	TEAM	ADJ.	CONF.	ADJ CONF.
Average RPI Loss:	97	RECORD	PCT. RANK	GAMES	SCHEDULE	OF SCHEDULE	RPI	RPI	RPI	RPI
DIV. I ONLY	20- 7	51	4- 6	84	127	43	43	8	8	
DIV. I NON-CONF.	12- 1	7	0- 0	141	177	19	19	9	9	
TOTALS	RPI 1-25	RPI 26-50	W-L RECORDS	RPI 51-100	RPI 101-150	RPI 150+				
20- 7	1- 0	0- 0	OVERALL	1- 3	3- 4	15- 0				
10- 2	1- 0	0- 0	HOME	0- 1	3- 1	6- 0				
8- 5	0- 0	0- 0	AWAY	0- 2	0- 3	8- 0				
2- 0	0- 0	0- 0	NEUTRAL	1- 0	0- 0	1- 0				
12- 1	1- 0	0- 0	NON-CONFERENCE	1- 1	1- 0	9- 0				
5- 0	1- 0	0- 0	HOME	0- 0	1- 0	3- 0				
5- 1	0- 0	0- 0	AWAY	0- 1	0- 0	5- 0				
2- 0	0- 0	0- 0	NEUTRAL	1- 0	0- 0	1- 0				
8- 6	0- 0	0- 0	CONFERENCE	0- 2	2- 4	6- 0				
5- 2	0- 0	0- 0	HOME	0- 1	2- 1	3- 0				
3- 4	0- 0	0- 0	AWAY	0- 1	0- 3	3- 0				
0- 0	0- 0	0- 0	NEUTRAL	0- 0	0- 0	0- 0				

RPI 1-25				RPI 26-50				Team's RPI: 43				RPI 51-100				RPI 101+			
RPI	S	Opponent	Score	RPI	S	Opponent	Score	RPI	S	Opponent	Score	RPI	S	Opponent	Score	RPI	S	Opponent	Score
18	H	Temple	73 62									61	A	Penn	43 63	115	A	Princeton	58 63
												61	H	Penn	46 64	115	H	Princeton	60 64
												69	A	Minnesota	87 103	126	A	Cornell	52 57
												96	N	Buffalo	74 62	126	H	Cornell	62 59
																127	H	Maine	69 62
																135	A	Yale	52 57
																135	H	Yale	76 56
																151	A	Brown	66 63
																151	H	Brown	69 59
																159	H	Fairfield	58 44
																167	A	La Salle	66 64
																176	A	Siena	65 58
																185	A	Kansas	69 59
																193	A	Sacred Heart	68 60
																195	A	Columbia	58 55
																195	H	Columbia	70 68
																214	A	Dartmouth	70 61
																214	H	Dartmouth	70 65
																218	A	Boston U.	65 52
																228	H	Samford	57 52
																240	N	UNC Asheville	79 62
																320	H	NJIT	59 38
LAST 12 Division I GAMES:																			
61	H	Penn	46 64	135	H	Yale	76 56												
115	H	Princeton	60 64	151	H	Brown	69 59												
151	A	Brown	66 63	115	A	Princeton	58 63												
135	A	Yale	52 57	61	A	Penn	43 63												
126	A	Cornell	52 57	195	H	Columbia	70 68												
195	A	Columbia	58 55	126	H	Cornell	62 59												

Non-Div I Games:

Harvard



Average RPI Win:	270	WON-LOST	WINNING	LAST 10	STRENGTH OF	OPP. STRENGTH	TEAM	ADJ.	CONF.	ADJ CONF.
Average RPI Loss:	138	RECORD	PCT. RANK	GAMES	SCHEDULE	OF SCHEDULE	RPI	RPI	RPI	RPI
DIV. I ONLY	10- 17	245	4- 6	174	226	248	248	24	24	
DIV. I NON-CONF.	3- 8	262	0- 0	84	130	239	239	23	23	
TOTALS	RPI 1-25	RPI 26-50	W-L RECORDS	RPI 51-100	RPI 101-150	RPI 150+				
10- 17	0- 2	0- 1	OVERALL	0- 4	2- 1	8- 9				
7- 7	0- 1	0- 1	HOME	0- 1	2- 0	5- 4				
3- 10	0- 1	0- 0	AWAY	0- 3	0- 1	3- 5				
0- 0	0- 0	0- 0	NEUTRAL	0- 0	0- 0	0- 0				
3- 8	0- 2	0- 1	NON-CONFERENCE	0- 2	1- 0	2- 3				
3- 3	0- 1	0- 1	HOME	0- 0	1- 0	2- 1				
0- 5	0- 1	0- 0	AWAY	0- 2	0- 0	0- 2				
0- 0	0- 0	0- 0	NEUTRAL	0- 0	0- 0	0- 0				
7- 9	0- 0	0- 0	CONFERENCE	0- 2	1- 1	6- 6				
4- 4	0- 0	0- 0	HOME	0- 1	1- 0	3- 3				
3- 5	0- 0	0- 0	AWAY	0- 1	0- 1	3- 3				
0- 0	0- 0	0- 0	NEUTRAL	0- 0	0- 0	0- 0				

RPI 1-25				RPI 26-50				RPI 51-100				RPI 101+ Team's RPI: 248			
RPI	S	Opponent	Score	RPI	S	Opponent	Score	RPI	S	Opponent	Score	RPI	S	Opponent	Score
6	H	Mississippi St.	41 66	35	H	Oregon	49 86	67	A	Boise St.	49 61	123	A	Long Beach St.	57 68
9	A	UCLA	49 72					71	A	UC Davis	55 70	123	H	Long Beach St.	66 63
								71	H	UC Davis	50 69	140	H	New Mexico St.	56 53
								90	A	Southern California	44 76	157	A	CSUN	56 67
												157	H	CSUN	49 60
												179	A	UC Riverside	45 63
												179	H	UC Riverside	59 79
												207	H	San Jose St.	61 77
												232	A	UC Santa Barbara	62 74
												232	H	UC Santa Barbara	52 67
												246	H	Grand Canyon	51 47
												250	A	CSU Bakersfield	51 58
												265	A	Cal Poly	87 79
												265	H	Cal Poly	66 57
												281	A	Nevada	59 67
												317	H	Youngstown St.	72 50
												327	A	UC Irvine	73 60
												327	H	UC Irvine	79 62
												346	A	Cal St. Fullerton	55 45
												346	H	Cal St. Fullerton	60 50
LAST 12 Division I GAMES:															
123	H	Long Beach St.	66 63	179	H	UC Riverside	59 79								
346	A	Cal St. Fullerton	55 45	157	A	CSUN	56 67								
327	A	UC Irvine	73 60	179	A	UC Riverside	45 63								
157	H	CSUN	49 60	265	H	Cal Poly	66 57								
71	H	UC Davis	50 69	327	H	UC Irvine	79 62								
232	H	UC Santa Barbara	52 67	232	A	UC Santa Barbara	62 74								

Non-Div I Games: Hawaii Pacific 88 54

Hawaii

■ Loss, 
 ■ Non-Conf, S Site, 
 ■ Home 
 ■ Away 
 N Neutral



[illegible]

Page 118



## Hofstra

Through Games Of March 5, 2017

Average RPI Win:	<b>196</b>	WON-LOST	WINNING	LAST 10	STRENGTH OF	OPP. STRENGTH	TEAM	ADJ.	CONF.	ADJ CONF.
Average RPI Loss:	<b>132</b>	RECORD	PCT. RANK	GAMES	SCHEDULE	OF SCHEDULE	RPI	RPI	RPI	RPI
DIV. I ONLY	<b>12- 17</b>	<b>221</b>	<b>4- 6</b>	<b>124</b>	<b>138</b>	<b>188</b>	<b>188</b>	<b>9</b>	<b>9</b>	
DIV. I NON-CONF.	<b>7- 4</b>	<b>114</b>	<b>0- 0</b>	<b>191</b>	<b>320</b>	<b>121</b>	<b>121</b>	<b>8</b>	<b>8</b>	
TOTALS	RPI 1-25	RPI 26-50	W-L RECORDS	RPI 51-100	RPI 101-150	RPI 150+				
12- 17	0- 0	0- 4	OVERALL	2- 2	2- 4	8- 7				
7- 7	0- 0	0- 2	HOME	1- 0	1- 1	5- 4				
5- 10	0- 0	0- 2	AWAY	1- 2	1- 3	3- 3				
0- 0	0- 0	0- 0	NEUTRAL	0- 0	0- 0	0- 0				
7- 4	0- 0	0- 0	NON-CONFERENCE	1- 1	1- 1	5- 2				
4- 1	0- 0	0- 0	HOME	0- 0	0- 0	4- 1				
3- 3	0- 0	0- 0	AWAY	1- 1	1- 1	1- 1				
0- 0	0- 0	0- 0	NEUTRAL	0- 0	0- 0	0- 0				
5- 13	0- 0	0- 4	CONFERENCE	1- 1	1- 3	3- 5				
3- 6	0- 0	0- 2	HOME	1- 0	1- 1	1- 3				
2- 7	0- 0	0- 2	AWAY	0- 1	0- 2	2- 2				
0- 0	0- 0	0- 0	NEUTRAL	0- 0	0- 0	0- 0				

RPI 1-25				RPI 26-50				RPI 51-100				RPI 101+				Team's RPI: 188	
RPI	S	Opponent	Score	RPI	S	Opponent	Score	RPI	S	Opponent	Score	RPI	S	Opponent	Score		
				27	A	Elon	61 72	71	A	UC Davis	64 60	109	A	Saint Joseph's	75 64		
				27	H	Elon	53 64	79	A	Drexel	43 65	129	A	Navy	69 78		
				41	A	James Madison	57 93	79	H	Drexel	58 53	130	A	William & Mary	65 81		
				41	H	James Madison	50 61	96	A	Buffalo	50 74	130	H	William & Mary	64 61		
												136	A	Delaware	45 56		
												136	H	Delaware	56 73		
												152	A	Northeastern	46 52		
												152	H	Northeastern	51 53		
												184	H	Hartford	67 69		
												190	H	American	72 67		
												199	A	Towson	70 61		
												199	H	Towson	56 59		
												204	A	Col. of Charleston	55 71		
												204	H	Col. of Charleston	85 81		
												223	A	UNCW	66 54		
												223	H	UNCW	54 56		
												230	H	Marist	62 42		
												262	A	Stony Brook	67 64		
												280	A	Sacramento St.	85 97		
												309	H	Massachusetts	71 55		
												347	H	Delaware St.	64 44		
LAST 12 Division I GAMES:																	
				152	A	Northeastern	46 52	204	H	Col. of Charleston	85 81						
				79	H	Drexel	58 53	130	A	William & Mary	65 81						
				199	H	Towson	56 59	130	H	William & Mary	64 61						
				223	A	UNCW	66 54	41	H	James Madison	50 61						
				27	A	Elon	61 72	27	H	Elon	53 64						
				136	A	Delaware	45 56	204	A	Col. of Charleston	55 71						

Non-Div I Games:

Hofstra

■ Loss, 
 ■ Non-Conf, 
 ■ S Site, 
 ■ H Home 
 ■ A Away 
 N Neutral



# Holy Cross

Through Games Of March 5, 2017

Average RPI Win:	238	WON-LOST	WINNING	LAST 10	STRENGTH OF	OPP. STRENGTH	TEAM	ADJ.	CONF.	ADJ CONF.
Average RPI Loss:	201	RECORD	PCT. RANK	GAMES	SCHEDULE	OF SCHEDULE	RPI	RPI	RPI	RPI
DIV. I ONLY	8- 22	297	3- 7	297	259	318	318	23	23	
DIV. I NON-CONF.	2- 9	293	0- 0	290	251	337	337	25	25	
TOTALS	RPI 1-25	RPI 26-50	W-L RECORDS	RPI 51-100	RPI 101-150	RPI 150+				
8- 22	0- 0	0- 2	OVERALL	1- 2	0- 3	7- 15				
5- 10	0- 0	0- 1	HOME	1- 1	0- 2	4- 6				
3- 12	0- 0	0- 1	AWAY	0- 1	0- 1	3- 9				
0- 0	0- 0	0- 0	NEUTRAL	0- 0	0- 0	0- 0				
2- 9	0- 0	0- 2	NON-CONFERENCE	0- 1	0- 1	2- 5				
2- 3	0- 0	0- 1	HOME	0- 1	0- 1	2- 0				
0- 6	0- 0	0- 1	AWAY	0- 0	0- 0	0- 5				
0- 0	0- 0	0- 0	NEUTRAL	0- 0	0- 0	0- 0				
6- 13	0- 0	0- 0	CONFERENCE	1- 1	0- 2	5- 10				
3- 7	0- 0	0- 0	HOME	1- 0	0- 1	2- 6				
3- 6	0- 0	0- 0	AWAY	0- 1	0- 1	3- 4				
0- 0	0- 0	0- 0	NEUTRAL	0- 0	0- 0	0- 0				

RPI S	Opponent	Score	RPI S	Opponent	Score	RPI S	Opponent	Score	RPI S	Opponent	Score	Team's RPI: 318
34	A Arizona St.	33 63	70	A Bucknell	48 77	129	A Navy	56 57				
39	H Quinnipiac	55 78	70	H Bucknell	63 51	129	H Navy	71 73				
			85	H Penn St.	48 84	135	H Yale	70 71				
						156	A Army West Point	41 60				
						156	H Army West Point	59 67				
						190	A American	61 60				
						190	H American	51 46				
						214	A Dartmouth	49 53				
						218	A Boston U.	56 68				
						218	H Boston U.	49 66				
						230	H Marist	50 46				
						261	A Bryant	74 76				
						271	A Loyola Maryland	59 58				
						271	H Loyola Maryland	37 56				
						272	A Vermont	52 63				
						274	A Colgate	52 70				
						274	H Colgate	54 62				
						277	A Manhattan	56 60				
						301	A Lafayette	67 61				
						301	H Lafayette	70 85				
						301	H Lafayette	54 58				
						305	A Lehigh	64 80				
						305	H Lehigh	65 47				
						309	A Massachusetts	66 69				
						343	H UMass Lowell	62 47				
LAST 12 Division I GAMES:												
301	H Lafayette	54 58	305	A Lehigh	64 80							
271	H Loyola Maryland	37 56	301	H Lafayette	70 85							
218	A Boston U.	56 68	70	H Bucknell	63 51							
271	A Loyola Maryland	59 58	274	A Colgate	52 70							
190	H American	51 46	129	H Navy	71 73							
156	A Army West Point	41 60	190	A American	61 60							

Non-Div I Games:

Holy Cross

Loss, Non-Conf, S Site, H Home A Away N Neutral



Average RPI Win:	201	WON-LOST	WINNING	LAST 10	STRENGTH OF	OPP. STRENGTH	TEAM	ADJ.	CONF.	ADJ CONF.
Average RPI Loss:	94	RECORD	PCT. RANK	GAMES	SCHEDULE	OF SCHEDULE	RPI	RPI	RPI	RPI
DIV. I ONLY	12- 19	238	4- 6	87	86	173	173	5	5	
DIV. I NON-CONF.	7- 6	157	0- 0	156	261	154	154	5	5	
TOTALS	RPI 1-25	RPI 26-50	W-L RECORDS	RPI 51-100	RPI 101-150	RPI 150+				
12- 19	0- 3	0- 1	OVERALL	0- 8	2- 3	10- 4				
6- 8	0- 1	0- 1	HOME	0- 3	1- 1	5- 2				
5- 9	0- 1	0- 0	AWAY	0- 4	1- 2	4- 2				
1- 2	0- 1	0- 0	NEUTRAL	0- 1	0- 0	1- 0				
7- 6	0- 0	0- 0	NON-CONFERENCE	0- 4	0- 1	7- 1				
4- 2	0- 0	0- 0	HOME	0- 1	0- 0	4- 1				
3- 3	0- 0	0- 0	AWAY	0- 2	0- 1	3- 0				
0- 1	0- 0	0- 0	NEUTRAL	0- 1	0- 0	0- 0				
5- 13	0- 3	0- 1	CONFERENCE	0- 4	2- 2	3- 3				
2- 6	0- 1	0- 1	HOME	0- 2	1- 1	1- 1				
2- 6	0- 1	0- 0	AWAY	0- 2	1- 1	1- 2				
1- 1	0- 1	0- 0	NEUTRAL	0- 0	0- 0	1- 0				

RPI	S	Opponent	Score	RPI	S	Opponent	Score	RPI	S	Opponent	Score	RPI	S	Opponent	Score	RPI	S	Opponent	Score	Team's RPI: 173
1	A	UConn	42 91	29	H	South Fla.	50 79	73	A	Tulane	56 82	101	A	SMU	45 74					
18	H	Temple	57 69					73	H	Tulane	49 57	101	H	SMU	45 66					
18	N	Temple	58 67					91	A	UNLV	53 64	123	A	Long Beach St.	55 65					
								93	H	Mercer	60 64	141	A	Tulsa	65 62					
								94	A	UCF	59 85	141	H	Tulsa	71 66					
								94	H	UCF	48 62	153	A	Louisiana	69 64					
								98	N	Central Ark.	55 69	162	A	Memphis	65 66					
								100	A	Texas Tech	60 84	164	H	Texas St.	56 61					
												166	A	East Carolina	73 62					
												166	H	East Carolina	81 65					
												178	A	UTSA	56 49					
												181	A	Cincinnati	64 85					
												181	H	Cincinnati	62 71					
												181	N	Cincinnati	74 61					
												204	H	Col. of Charleston	79 63					
												222	A	UTRGV	68 52					
												224	H	Rutgers	53 51					
												304	H	Alcorn	85 70					
												329	H	Southeastern La.	83 80					
LAST 12 Division I GAMES:																				
18	N	Temple	58 67	181	H	Cincinnati	62 71													
181	N	Cincinnati	74 61	94	A	UCF	59 85													
101	A	SMU	45 74	166	A	East Carolina	73 62													
166	H	East Carolina	81 65	73	H	Tulane	49 57													
29	H	South Fla.	50 79	1	A	UConn	42 91													
141	A	Tulsa	65 62	162	A	Memphis	65 66													

Non-Div I Games:

Houston

■ Loss, 
 ■ Non-Conf, 
 ■ S Site, 
 ■ H Home 
 ■ A Away 
 N Neutral



## Houston Baptist

Through Games Of March 5, 2017

Average RPI Win:	312	WON-LOST	WINNING	LAST 10	STRENGTH OF	OPP. STRENGTH	TEAM	ADJ.	CONF.	ADJ CONF.
Average RPI Loss:	199	RECORD	PCT. RANK	GAMES	SCHEDULE	OF SCHEDULE	RPI	RPI	RPI	RPI
DIV. I ONLY	4- 22	328	2- 8	270	301	338	338	27	27	
DIV. I NON-CONF.	0- 8	335	0- 0	155	149	329	329	27	27	
TOTALS	RPI 1-25	RPI 26-50	W-L RECORDS	RPI 51-100	RPI 101-150	RPI 150+				
4- 22	0- 2	0- 0	OVERALL	0- 3	0- 3	4- 14				
4- 9	0- 0	0- 0	HOME	0- 1	0- 2	4- 6				
0- 13	0- 0	0- 0	AWAY	0- 0	0- 0	0- 4				
0- 0	0- 0	0- 0	NEUTRAL	0- 0	0- 0	0- 0				
0- 8	0- 2	0- 0	NON-CONFERENCE	0- 0	0- 0	0- 6				
0- 4	0- 0	0- 0	HOME	0- 0	0- 0	0- 4				
0- 4	0- 2	0- 0	AWAY	0- 0	0- 0	0- 2				
0- 0	0- 0	0- 0	NEUTRAL	0- 0	0- 0	0- 0				
4- 14	0- 0	0- 0	CONFERENCE	0- 3	0- 3	4- 8				
4- 5	0- 0	0- 0	HOME	0- 1	0- 2	4- 2				
0- 9	0- 0	0- 0	AWAY	0- 2	0- 1	0- 6				
0- 0	0- 0	0- 0	NEUTRAL	0- 0	0- 0	0- 0				

RPI	S	Opponent	Score	RPI	S	Opponent	Score	RPI	S	Opponent	Score	RPI	S	Opponent	Score	Team's RPI: 338
5	A	Baylor	43 118					98	A	Central Ark.	39 83	107	H	Abilene Christian	60 89	
13	A	Texas	46 98					98	H	Central Ark.	49 80	133	A	Lamar University	22 74	
								99	A	SFA	49 86	133	H	Lamar University	53 81	
												155	H	Oral Roberts	65 75	
												161	H	Rice	53 79	
												171	A	Arkansas	40 101	
												191	H	Texas Southern	34 50	
												220	H	New Orleans	63 73	
												287	A	A&M-Corpus Christi	51 68	
												287	H	A&M-Corpus Christi	56 51	
												288	A	McNeese	53 68	
												288	H	McNeese	72 68	
												290	A	Nicholls St.	57 76	
												293	A	Northwestern St.	54 75	
												298	A	UTEP	45 75	
												329	H	Southeastern La.	71 87	
												330	H	La.-Monroe	65 77	
												332	A	Incarnate Word	54 69	
												332	H	Incarnate Word	68 51	
												340	A	Sam Houston St.	63 78	
												340	H	Sam Houston St.	61 51	
LAST 12 Division I GAMES:																
107	H	Abilene Christian	60 89	340	A	Sam Houston St.	63 78									
287	A	A&M-Corpus Christi	51 68	293	A	Northwestern St.	54 75									
133	A	Lamar University	22 74	287	H	A&M-Corpus Christi	56 51									
288	H	McNeese	72 68	332	A	Incarnate Word	54 69									
98	A	Central Ark.	39 83	290	A	Nicholls St.	57 76									
133	H	Lamar University	53 81	220	H	New Orleans	63 73									

Non-Div I Games: S'western Assemblie71 52 Arlington Baptist 75 55

Houston Baptist

Loss, Non-Conf, S Site, H Home A Away N Neutral



H  
o  
w  
a  
r  
dH  
o  
w  
a  
r  
d

Howard

Page 123



Average RPI Win:	201	WON-LOST	WINNING	LAST 10	STRENGTH OF	OPP. STRENGTH	TEAM	ADJ.	CONF.	ADJ CONF.
Average RPI Loss:	80	RECORD	PCT. RANK	GAMES	SCHEDULE	OF SCHEDULE	RPI	RPI	RPI	RPI
DIV. I ONLY	21- 7	42	9- 1	176	124	66	66	11	11	
DIV. I NON-CONF.	8- 3	67	0- 0	116	145	66	66	10	10	
TOTALS	RPI 1-25	RPI 26-50	W-L RECORDS	RPI 51-100	RPI 101-150	RPI 150+				
21- 7	1- 0	1- 2	OVERALL	4- 3	2- 1	13- 1				
11- 2	1- 0	1- 1	HOME	2- 1	1- 0	6- 0				
9- 5	0- 0	0- 1	AWAY	2- 2	1- 1	6- 1				
1- 0	0- 0	0- 0	NEUTRAL	0- 0	0- 0	1- 0				
8- 3	1- 0	0- 1	NON-CONFERENCE	1- 2	1- 0	5- 0				
3- 2	1- 0	0- 1	HOME	0- 1	0- 0	2- 0				
5- 1	0- 0	0- 0	AWAY	1- 1	1- 0	3- 0				
0- 0	0- 0	0- 0	NEUTRAL	0- 0	0- 0	0- 0				
13- 4	0- 0	1- 1	CONFERENCE	3- 1	1- 1	8- 1				
8- 0	0- 0	1- 0	HOME	2- 0	1- 0	4- 0				
4- 4	0- 0	0- 1	AWAY	1- 1	0- 1	3- 1				
1- 0	0- 0	0- 0	NEUTRAL	0- 0	0- 0	1- 0				

RPI 1-25			RPI 26-50			RPI 51-100			Team's RPI: 66	RPI 101+		
RPI	S	Opponent	Score	RPI	S	Opponent	Score	RPI	S	Opponent	Score	RPI
24	H	Missouri	73 45	31	A	South Dakota St.	49 68	54	A	Purdue	67 62	143
				31	H	South Dakota St.	64 59	55	H	Ohio	65 71	143
				48	H	UNI	62 69	57	A	Belmont	72 78	144
								72	A	South Dakota	62 75	155
								72	H	South Dakota	63 42	155
								74	A	Western Ill.	76 72	231
								74	H	Western Ill.	66 52	231
												234
												241
												282
												299
												299
												299
												308
												308
												315
												315
												319
LAST 12 Division I GAMES:												
				299	N	North Dakota St.	69 56	155	A	Oral Roberts	45 54	
				315	H	Fort Wayne	66 55	143	H	Omaha	79 47	
				72	H	South Dakota	63 42	315	A	Fort Wayne	62 48	
				299	A	North Dakota St.	76 53	74	A	Western Ill.	76 72	
				31	H	South Dakota St.	64 59	299	H	North Dakota St.	71 58	
				308	A	Denver	67 45	155	H	Oral Roberts	53 41	

Non-Div I Games: Oakland City 95 62 Ind.-Northwest 89 36

IUPUI

Loss, Non-Conf, S Site, H Home A Away N Neutral



## Idaho

Through Games Of March 5, 2017

Average RPI Win:	244	WON-LOST	WINNING	LAST 10	STRENGTH OF	OPP. STRENGTH	TEAM	ADJ.	CONF.	ADJ CONF.
Average RPI Loss:	113	RECORD	PCT. RANK	GAMES	SCHEDULE	OF SCHEDULE	RPI	RPI	RPI	RPI
DIV. I ONLY	14- 13	163	7- 3	142	195	142	142	20	20	
DIV. I NON-CONF.	3- 6	230	0- 0	26	84	85	85	18	18	
TOTALS	RPI 1-25	RPI 26-50	W-L RECORDS	RPI 51-100	RPI 101-150	RPI 150+				
14- 13	0- 2	0- 2	OVERALL	1- 3	2- 2	11- 4				
5- 4	0- 0	0- 0	HOME	0- 1	2- 1	3- 2				
9- 6	0- 0	0- 0	AWAY	1- 0	0- 0	8- 0				
0- 3	0- 1	0- 1	NEUTRAL	0- 1	0- 0	0- 0				
3- 6	0- 2	0- 2	NON-CONFERENCE	1- 1	0- 0	2- 1				
0- 0	0- 0	0- 0	HOME	0- 0	0- 0	0- 0				
3- 3	0- 1	0- 1	AWAY	1- 0	0- 0	2- 1				
0- 3	0- 1	0- 1	NEUTRAL	0- 1	0- 0	0- 0				
11- 7	0- 0	0- 0	CONFERENCE	0- 2	2- 2	9- 3				
5- 4	0- 0	0- 0	HOME	0- 1	2- 1	3- 2				
6- 3	0- 0	0- 0	AWAY	0- 1	0- 1	6- 1				
0- 0	0- 0	0- 0	NEUTRAL	0- 0	0- 0	0- 0				

RPI 1-25			RPI 26-50			RPI 51-100			RPI 101+ Team's RPI: 142		
RPI	S	Opponent	Score	RPI	S	Opponent	Score	RPI	S	Opponent	Score
4	N	Oregon St.	49 60	35	A	Oregon	70 73	78	A	Montana St.	64 80
10	A	Washington	53 105	48	N	UNI	74 76	78	H	Montana St.	61 66
								87	A	Wyoming	74 71
								91	N	UNLV	61 73
LAST 12 Division I GAMES:											
285	H	Southern Utah	76 61	121	H	Northern Colo.	67 71	114	H	North Dakota	74 61
289	H	Northern Ariz.	61 76	280	A	Sacramento St.	72 58	121	H	Northern Colo.	67 71
249	A	Weber St.	82 77	233	A	Portland St.	72 66	139	A	Eastern Wash.	57 67
168	A	Idaho St.	69 80	325	H	Montana	75 50	139	H	Eastern Wash.	78 51
139	H	Eastern Wash.	78 51	78	H	Montana St.	61 66	168	A	Idaho St.	69 80
114	H	North Dakota	74 61	289	A	Northern Ariz.	91 80	168	H	Idaho St.	60 67
				289	H	Northern Ariz.	61 76	213	A	Seattle U	68 64
				325	A	Montana	86 59	233	A	Portland St.	72 66
				325	H	Montana	75 50	246	A	Grand Canyon	60 64
				346	A	Cal St. Fullerton	88 86	249	A	Weber St.	82 77
								249	H	Weber St.	95 77
								280	A	Sacramento St.	72 58
								285	A	Southern Utah	85 68
								285	H	Southern Utah	76 61
								289	A	Northern Ariz.	91 80
								289	H	Northern Ariz.	61 76
								325	A	Montana	86 59
								325	H	Montana	75 50
								346	A	Cal St. Fullerton	88 86

Non-Div I Games: Lewis-Clark St. 85 49 Central Wash. 79 45

Idaho

Loss, Non-Conf, S Site, H Home A Away N Neutral



Average RPI Win:	240	WON-LOST	WINNING	LAST 10	STRENGTH OF	OPP. STRENGTH	TEAM	ADJ.	CONF.	ADJ CONF.
Average RPI Loss:	137	RECORD	PCT. RANK	GAMES	SCHEDULE	OF SCHEDULE	RPI	RPI	RPI	RPI
DIV. I ONLY	15- 13	154	6- 4	229	187	168	168	20	20	
DIV. I NON-CONF.	5- 5	165	0- 0	310	83	203	203	18	18	
TOTALS	RPI 1-25	RPI 26-50	W-L RECORDS	RPI 51-100	RPI 101-150	RPI 150+				
15- 13	0- 1	0- 1	OVERALL	1- 1	3- 6	11- 4				
9- 3	0- 0	0- 0	HOME	1- 0	1- 3	7- 0				
5- 9	0- 0	0- 0	AWAY	0- 0	2- 1	3- 0				
1- 1	0- 0	0- 1	NEUTRAL	0- 0	0- 0	1- 0				
5- 5	0- 1	0- 1	NON-CONFERENCE	0- 0	0- 1	5- 2				
3- 0	0- 0	0- 0	HOME	0- 0	0- 0	3- 0				
1- 4	0- 1	0- 0	AWAY	0- 0	0- 1	1- 2				
1- 1	0- 0	0- 1	NEUTRAL	0- 0	0- 0	1- 0				
10- 8	0- 0	0- 0	CONFERENCE	1- 1	3- 5	6- 2				
6- 3	0- 0	0- 0	HOME	1- 0	1- 3	4- 0				
4- 5	0- 0	0- 0	AWAY	0- 1	2- 2	2- 2				
0- 0	0- 0	0- 0	NEUTRAL	0- 0	0- 0	0- 0				

RPI 1-25				RPI 26-50				RPI 51-100				RPI 101+ Team's RPI: 168			
RPI	S	Opponent	Score	RPI	S	Opponent	Score	RPI	S	Opponent	Score	RPI	S	Opponent	Score
4	A	Oregon St.	38 61	41	N	James Madison	53 83	78	A	Montana St.	67 73	108	A	Colorado	56 85
								78	H	Montana St.	67 59	114	A	North Dakota	56 63
												114	H	North Dakota	62 65
												121	A	Northern Colo.	68 58
												121	H	Northern Colo.	62 77
												139	A	Eastern Wash.	41 58
												139	H	Eastern Wash.	58 61
												142	A	Idaho	67 60
												142	H	Idaho	80 69
												159	A	Santa Clara	78 82
												186	A	Utah St.	56 69
												212	A	Wisconsin	42 35
												233	H	Portland St.	53 47
												249	A	Weber St.	43 50
												249	H	Weber St.	57 52
												278	N	Davidson	70 58
												280	H	Sacramento St.	79 60
												285	A	Southern Utah	71 68
												289	A	Northern Ariz.	64 51
												308	H	Denver	65 64
												325	A	Montana	53 68
												325	H	Montana	61 43
												327	H	UC Irvine	65 54
												335	H	Utah Valley	61 56
LAST 12 Division I GAMES:															
				325	A	Montana	53 68					280	H	Sacramento St.	79 60
				78	A	Montana St.	67 73					233	H	Portland St.	53 47
				139	H	Eastern Wash.	58 61					285	A	Southern Utah	71 68
				142	H	Idaho	80 69					289	A	Northern Ariz.	64 51
				121	A	Northern Colo.	68 58					249	H	Weber St.	57 52
				114	A	North Dakota	56 63					114	H	North Dakota	62 65

Non-Div I Games: Montana Tech 77 55

Idaho St.

■ Loss, 
 ■ Non-Conf, S Site, 
 ■ Home 
 ■ Away 
 N Neutral



## Ill.-Chicago

Through Games Of March 5, 2017

Average RPI Win:	238	WON-LOST	WINNING	LAST 10	STRENGTH OF	OPP. STRENGTH	TEAM	ADJ.	CONF.	ADJ CONF.
Average RPI Loss:	169	RECORD	PCT. RANK	GAMES	SCHEDULE	OF SCHEDULE	RPI	RPI	RPI	RPI
DIV. I ONLY	4- 25	334	2- 8	155	246	319	319	19	19	
DIV. I NON-CONF.	1- 8	314	0- 0	134	183	293	293	21	21	
TOTALS	RPI 1-25	RPI 26-50	W-L RECORDS	RPI 51-100	RPI 101-150	RPI 150+				
4- 25	0- 0	0- 3	OVERALL	0- 4	1- 8	3- 10				
2- 11	0- 0	0- 1	HOME	0- 1	1- 3	1- 6				
1- 13	0- 0	0- 2	AWAY	0- 3	0- 4	1- 4				
1- 1	0- 0	0- 0	NEUTRAL	0- 0	0- 1	1- 0				
1- 8	0- 0	0- 1	NON-CONFERENCE	0- 4	0- 0	1- 3				
0- 4	0- 0	0- 0	HOME	0- 1	0- 0	0- 3				
1- 4	0- 0	0- 1	AWAY	0- 3	0- 0	1- 0				
0- 0	0- 0	0- 0	NEUTRAL	0- 0	0- 0	0- 0				
3- 17	0- 0	0- 2	CONFERENCE	0- 0	1- 8	2- 7				
2- 7	0- 0	0- 1	HOME	0- 0	1- 3	1- 3				
0- 9	0- 0	0- 1	AWAY	0- 0	0- 4	0- 4				
1- 1	0- 0	0- 0	NEUTRAL	0- 0	0- 1	1- 0				

RPI 1-25				RPI 26-50				RPI 51-100				RPI 101+				Team's RPI: 319
RPI	S	Opponent	Score	RPI	S	Opponent	Score	RPI	S	Opponent	Score	RPI	S	Opponent	Score	
				28	A	Green Bay	31 65	51	A	Virginia	39 76	137	A	Wright St.	51 62	
				28	H	Green Bay	65 79	56	A	Toledo	51 79	137	H	Wright St.	54 73	
				38	A	Central Mich.	55 77	66	H	IUPUI	57 67	137	N	Wright St.	52 79	
								68	A	Northwestern	44 88	147	A	Milwaukee	55 83	
												147	H	Milwaukee	65 88	
												148	A	Detroit Mercy	76 98	
												148	H	Detroit Mercy	63 62	
												149	A	Oakland	58 81	
												149	H	Oakland	50 78	
												183	A	Cleveland St.	59 77	
												183	H	Cleveland St.	59 63	
												216	A	Howard	70 63	
												235	H	Bradley	56 65	
												292	A	Valparaiso	63 72	
												292	H	Valparaiso	74 60	
												294	A	Northern Ky.	49 66	
												294	H	Northern Ky.	37 58	
												294	N	Northern Ky.	72 60	
												314	H	Illinois St.	52 59	
												315	H	Fort Wayne	55 61	
												317	A	Youngstown St.	54 70	
												317	H	Youngstown St.	59 65	
LAST 12 Division I GAMES:																
				137	N	Wright St.	52 79	137	A	Wright St.	51 62					
				294	N	Northern Ky.	72 60	294	A	Northern Ky.	49 66					
				292	A	Valparaiso	63 72	317	H	Youngstown St.	59 65					
				28	A	Green Bay	31 65	183	H	Cleveland St.	59 63					
				149	H	Oakland	50 78	292	H	Valparaiso	74 60					
				148	H	Detroit Mercy	63 62	294	H	Northern Ky.	37 58					

Non-Div I Games: Lake Forest 84 48 Robert Morris (IL) 106 58

Ill.-Chicago

Loss, Non-Conf, S Site, H Home A Away N Neutral



Illinois

Through Games Of March 5, 2017

Average RPI Win:	204	WON-LOST	WINNING	LAST 10	STRENGTH OF	OPP. STRENGTH	TEAM	ADJ.	CONF.	ADJ CONF.
Average RPI Loss:	77	RECORD	PCT. RANK	GAMES	SCHEDULE	OF SCHEDULE	RPI	RPI	RPI	RPI
DIV. I ONLY	9- 22	285	1- 9	52	81	205	205	6	6	
DIV. I NON-CONF.	5- 8	218	0- 0	74	237	209	209	6	6	
TOTALS	RPI 1-25	RPI 26-50	W-L RECORDS	RPI 51-100	RPI 101-150	RPI 150+				
9- 22	0- 3	0- 4	OVERALL	1- 12	2- 0	6- 3				
8- 9	0- 1	0- 2	HOME	1- 4	2- 0	5- 2				
0- 12	0- 2	0- 2	AWAY	0- 7	0- 0	0- 1				
1- 1	0- 0	0- 0	NEUTRAL	0- 1	0- 0	1- 0				
5- 8	0- 0	0- 1	NON-CONFERENCE	0- 5	2- 0	3- 2				
5- 4	0- 0	0- 0	HOME	0- 2	2- 0	3- 2				
0- 4	0- 0	0- 1	AWAY	0- 3	0- 0	0- 0				
0- 0	0- 0	0- 0	NEUTRAL	0- 0	0- 0	0- 0				
4- 14	0- 3	0- 3	CONFERENCE	1- 7	0- 0	3- 1				
3- 5	0- 1	0- 2	HOME	1- 2	0- 0	2- 0				
0- 8	0- 2	0- 1	AWAY	0- 4	0- 0	0- 1				
1- 1	0- 0	0- 0	NEUTRAL	0- 1	0- 0	1- 0				

RPI S	Opponent	Score	RPI S	Opponent	Score	RPI S	Opponent	Score	RPI S	Opponent	Score	Team's RPI: 205
16	A Maryland	59 84	38	A Central Mich.	51 82	52	A George Washington	56 72	104	H FGCU	82 73	
16	H Maryland	49 94	42	A Michigan St.	47 71	54	H Purdue	64 72	137	H Wright St.	76 72	
25	A Ohio St.	64 88	44	H Michigan	70 86	54	N Purdue	58 72	162	H Memphis	54 64	
			50	H Indiana	60 74	55	A Ohio	68 80	197	H Nebraska	79 59	
						60	A Iowa	58 78	197	N Nebraska	79 70	
						60	H Iowa	70 65	212	A Wisconsin	55 59	
						68	A Northwestern	53 66	224	H Rutgers	78 41	
						69	A Minnesota	50 78	243	H Marshall	53 55	
						72	A South Dakota	68 77	284	H Ark.-Pine Bluff	70 58	
						85	A Penn St.	66 82	315	H Fort Wayne	56 33	
						85	H Penn St.	62 80	316	H USC Upstate	77 57	
						88	H Wake Forest	70 79				
						93	H Mercer	33 51				
LAST 12 Division I GAMES:												
54	N Purdue	58 72	16	A Maryland	59 84							
197	N Nebraska	79 70	54	H Purdue	64 72							
50	H Indiana	60 74	44	H Michigan	70 86							
212	A Wisconsin	55 59	85	A Penn St.	66 82							
68	A Northwestern	53 66	16	H Maryland	49 94							
85	H Penn St.	62 80	25	A Ohio St.	64 88							

Non-Div I Games:

Illinois

Loss, Non-Conf, S Site, H Home A Away N Neutral



Average RPI Win:	270	WON-LOST	WINNING	LAST 10	STRENGTH OF	OPP. STRENGTH	TEAM	ADJ.	CONF.	ADJ CONF.
Average RPI Loss:	151	RECORD	PCT. RANK	GAMES	SCHEDULE	OF SCHEDULE	RPI	RPI	RPI	RPI
DIV. I ONLY	7- 22	307	2- 8	239	171	314	314	16	16	
DIV. I NON-CONF.	3- 8	262	0- 0	244	193	301	301	14	14	
TOTALS	RPI 1-25	RPI 26-50	W-L RECORDS	RPI 51-100	RPI 101-150	RPI 150+				
7- 22	0- 0	0- 5	OVERALL	0- 2	0- 2	7- 13				
6- 9	0- 0	0- 2	HOME	0- 0	0- 2	6- 5				
1- 13	0- 0	0- 3	AWAY	0- 2	0- 0	1- 8				
0- 0	0- 0	0- 0	NEUTRAL	0- 0	0- 0	0- 0				
3- 8	0- 0	0- 1	NON-CONFERENCE	0- 2	0- 2	3- 3				
2- 4	0- 0	0- 0	HOME	0- 0	0- 2	2- 2				
1- 4	0- 0	0- 1	AWAY	0- 2	0- 0	1- 1				
0- 0	0- 0	0- 0	NEUTRAL	0- 0	0- 0	0- 0				
4- 14	0- 0	0- 4	CONFERENCE	0- 0	0- 0	4- 10				
4- 5	0- 0	0- 2	HOME	0- 0	0- 0	4- 3				
0- 9	0- 0	0- 2	AWAY	0- 0	0- 0	0- 7				
0- 0	0- 0	0- 0	NEUTRAL	0- 0	0- 0	0- 0				

RPI 1-25				RPI 26-50				RPI 51-100				RPI 101+				Team's RPI: 314	
RPI	S	Opponent	Score	RPI	S	Opponent	Score	RPI	S	Opponent	Score	RPI	S	Opponent	Score		
				26	A	Drake	49 101	74	A	Western Ill.	50 80	135	H	Yale	45 59		
				26	H	Drake	36 87	89	A	Northern Ill.	66 108	147	H	Milwaukee	60 68		
				34	A	Arizona St.	40 76					154	A	Missouri St.	60 65		
				48	A	UNI	51 82					154	H	Missouri St.	44 77		
				48	H	UNI	40 78					165	A	Southern Ill.	48 57		
												165	H	Southern Ill.	56 63		
												182	A	Wichita St.	45 67		
												182	H	Wichita St.	54 50		
												192	H	George Mason	46 72		
												206	A	SIUE	80 92		
												212	H	Wisconsin	46 64		
												234	A	Indiana St.	49 63		
												234	H	Indiana St.	47 65		
												235	A	Bradley	59 70		
												235	H	Bradley	71 63		
												239	A	Evansville	56 60		
												239	H	Evansville	71 58		
												292	H	Valparaiso	77 56		
												300	H	Eastern Ill.	60 49		
												319	A	Ill.-Chicago	59 52		
												323	A	Loyola Chicago	61 64		
												323	H	Loyola Chicago	63 51		
LAST 12 Division I GAMES:																	
				235	A	Bradley	59 70	26	A	Drake	49 101						
				239	A	Evansville	56 60	323	H	Loyola Chicago	63 51						
				165	A	Southern Ill.	48 57	234	H	Indiana St.	47 65						
				154	H	Missouri St.	44 77	165	H	Southern Ill.	56 63						
				182	H	Wichita St.	54 50	239	H	Evansville	71 58						
				48	A	UNI	51 82	182	A	Wichita St.	45 67						

Non-Div I Games:

Illinois St.



Incarnate Word

Through Games Of March 5, 2017

Average RPI Win:	315	WON-LOST	WINNING	LAST 10	STRENGTH OF	OPP. STRENGTH	TEAM	ADJ.	CONF.	ADJ CONF.
Average RPI Loss:	206	RECORD	PCT. RANK	GAMES	SCHEDULE	OF SCHEDULE	RPI	RPI	RPI	RPI
DIV. I ONLY	7- 20	303	4- 6	337	283	332	332	27	27	
DIV. I NON-CONF.	0- 9	335	0- 0	328	235	349	349	27	27	
TOTALS	RPI 1-25	RPI 26-50	W-L RECORDS	RPI 51-100	RPI 101-150	RPI 150+				
7- 20	0- 0	0- 0	OVERALL	0- 2	0- 3	7- 15				
5- 6	0- 0	0- 0	HOME	0- 1	0- 1	5- 4				
2- 12	0- 0	0- 0	AWAY	0- 0	0- 0	2- 0				
0- 2	0- 0	0- 0	NEUTRAL	0- 0	0- 0	0- 2				
0- 9	0- 0	0- 0	NON-CONFERENCE	0- 0	0- 0	0- 9				
0- 2	0- 0	0- 0	HOME	0- 0	0- 0	0- 2				
0- 5	0- 0	0- 0	AWAY	0- 0	0- 0	0- 5				
0- 2	0- 0	0- 0	NEUTRAL	0- 0	0- 0	0- 2				
7- 11	0- 0	0- 0	CONFERENCE	0- 2	0- 3	7- 6				
5- 4	0- 0	0- 0	HOME	0- 1	0- 1	5- 2				
2- 7	0- 0	0- 0	AWAY	0- 1	0- 2	2- 4				
0- 0	0- 0	0- 0	NEUTRAL	0- 0	0- 0	0- 0				

RPI S	Opponent	Score	RPI S	Opponent	Score	RPI S	Opponent	Score	RPI S	Opponent	Score	Team's RPI: 332
						98	A Central Ark.	50 63	107	A Abilene Christian	45 68	
						99	H SFA	75 94	107	H Abilene Christian	66 75	
									133	A Lamar University	54 83	
									161	H Rice	43 60	
									163	A TCU	40 88	
									164	A Texas St.	50 67	
									182	A Wichita St.	63 73	
									186	N Utah St.	46 79	
									196	A North Texas	61 84	
									220	A New Orleans	58 84	
									220	H New Orleans	67 71	
									264	N Murray St.	68 72	
									283	H Eastern Mich.	47 66	
									287	A A&M-Corpus Christi	65 68	
									287	H A&M-Corpus Christi	63 56	
									288	A McNeese	61 78	
									290	A Nicholls St.	78 52	
									290	H Nicholls St.	69 63	
									293	H Northwestern St.	74 76	
									325	A Montana	56 61	
									329	A Southeastern La.	85 76	
									329	H Southeastern La.	96 56	
									338	A Houston Baptist	51 68	
									338	H Houston Baptist	69 54	
									340	H Sam Houston St.	82 55	
LAST 12 Division I GAMES:												
			287	A A&M-Corpus Christi	65 68		220	A New Orleans	58 84			
			107	A Abilene Christian	45 68		338	H Houston Baptist	69 54			
			290	H Nicholls St.	69 63		98	A Central Ark.	50 63			
			340	H Sam Houston St.	82 55		107	H Abilene Christian	66 75			
			287	H A&M-Corpus Christi	63 56		99	H SFA	75 94			
			288	A McNeese	61 78		329	H Southeastern La.	96 56			

Non-Div I Games: LSU-Alexandria 106 79 Tex. A&M-Kingsville 79 66

Incarnate Word

Loss, Non-Conf, S Site, H Home A Away N Neutral



## Indiana

Through Games Of March 5, 2017

Average RPI Win:	157	WON-LOST	WINNING	LAST 10	STRENGTH OF	OPP. STRENGTH	TEAM	ADJ.	CONF.	ADJ CONF.
Average RPI Loss:	57	RECORD	PCT. RANK	GAMES	SCHEDULE	OF SCHEDULE	RPI	RPI	RPI	RPI
DIV. I ONLY	20- 10	86	6- 4	77	70	50	50	6	6	
DIV. I NON-CONF.	10- 3	54	0- 0	212	92	68	68	6	6	
TOTALS	RPI 1-25	RPI 26-50	W-L RECORDS	RPI 51-100	RPI 101-150	RPI 150+				
20- 10	0- 2	1- 5	OVERALL	8- 2	2- 0	9- 1				
12- 2	0- 2	1- 0	HOME	5- 0	2- 0	4- 0				
6- 7	0- 0	0- 5	AWAY	2- 1	0- 0	4- 1				
2- 1	0- 0	0- 0	NEUTRAL	1- 1	0- 0	1- 0				
10- 3	0- 0	0- 3	NON-CONFERENCE	2- 0	2- 0	6- 0				
6- 0	0- 0	0- 0	HOME	0- 0	2- 0	4- 0				
2- 3	0- 0	0- 3	AWAY	1- 0	0- 0	1- 0				
2- 0	0- 0	0- 0	NEUTRAL	1- 0	0- 0	1- 0				
10- 7	0- 2	1- 2	CONFERENCE	6- 2	0- 0	3- 1				
6- 2	0- 2	1- 0	HOME	5- 0	0- 0	0- 0				
4- 4	0- 0	0- 2	AWAY	1- 1	0- 0	3- 1				
0- 1	0- 0	0- 0	NEUTRAL	0- 1	0- 0	0- 0				

RPI	S	Opponent	Score	RPI	S	Opponent	Score	Team's RPI: 50	RPI	S	Opponent	Score	RPI	S	Opponent	Score
16	H	Maryland	56 92	37	A	North Carolina St.	70 84		54	H	Purdue	74 60	110	H	Vanderbilt	94 61
25	H	Ohio St.	82 92	40	A	Western Ky.	74 85		54	N	Purdue	60 66	149	H	Oakland	84 59
				42	A	Michigan St.	60 69		60	H	Iowa	80 77	196	A	North Texas	94 64
				44	A	Michigan	74 78		63	A	Chattanooga	79 76	197	A	Nebraska	64 67
				44	H	Michigan	72 61		68	A	Northwestern	67 80	205	A	Illinois	74 60
				45	A	Auburn	67 71		68	H	Northwestern	66 38	212	A	Wisconsin	78 54
									69	H	Minnesota	78 62	224	A	Rutgers	63 52
									85	A	Penn St.	89 70	229	H	Presbyterian	71 37
									85	H	Penn St.	72 66	262	N	Stony Brook	74 60
									86	N	Florida	102 88	292	H	Valparaiso	87 58
													294	H	Northern Ky.	100 49
													343	H	UMass Lowell	79 45
LAST 12 Division I GAMES:																
				54	N	Purdue	60 66		224	A	Rutgers	63 52				
				205	A	Illinois	74 60		16	H	Maryland	56 92				
				60	H	Iowa	80 77		42	A	Michigan St.	60 69				
				197	A	Nebraska	64 67		212	A	Wisconsin	78 54				
				44	H	Michigan	72 61		85	H	Penn St.	72 66				
				68	H	Northwestern	66 38		54	H	Purdue	74 60				

Non-Div I Games:

Indiana

■ Loss, 
■ Non-Conf, S Site, 
■ Home 
■ Away 
N Neutral



Average RPI Win:	244	WON-LOST	WINNING	LAST 10	STRENGTH OF	OPP. STRENGTH	TEAM	ADJ.	CONF.	ADJ CONF.
Average RPI Loss:	149	RECORD	PCT. RANK	GAMES	SCHEDULE	OF SCHEDULE	RPI	RPI	RPI	RPI
DIV. I ONLY	12- 17	221	2- 8	283	150	234	234	16	16	
DIV. I NON-CONF.	6- 5	148	0- 0	299	140	173	173	14	14	
TOTALS	RPI 1-25	RPI 26-50	W-L RECORDS	RPI 51-100	RPI 101-150	RPI 150+				
12- 17	0- 1	0- 4	OVERALL	1- 1	1- 1	10- 10				
5- 7	0- 0	0- 2	HOME	0- 1	1- 0	4- 4				
7- 10	0- 1	0- 2	AWAY	1- 0	0- 1	6- 6				
0- 0	0- 0	0- 0	NEUTRAL	0- 0	0- 0	0- 0				
6- 5	0- 1	0- 0	NON-CONFERENCE	1- 1	1- 1	4- 2				
2- 1	0- 0	0- 0	HOME	0- 1	1- 0	1- 0				
4- 4	0- 1	0- 0	AWAY	1- 0	0- 1	3- 2				
0- 0	0- 0	0- 0	NEUTRAL	0- 0	0- 0	0- 0				
6- 12	0- 0	0- 4	CONFERENCE	0- 0	0- 0	6- 8				
3- 6	0- 0	0- 2	HOME	0- 0	0- 0	3- 4				
3- 6	0- 0	0- 2	AWAY	0- 0	0- 0	3- 4				
0- 0	0- 0	0- 0	NEUTRAL	0- 0	0- 0	0- 0				

RPI 1-25				RPI 26-50				RPI 51-100				RPI 101+				Team's RPI: 234	
RPI	S	Opponent	Score	RPI	S	Opponent	Score	RPI	S	Opponent	Score	RPI	S	Opponent	Score		
24	A	Missouri	48 77	26	A	Drake	62 76	66	H	IUPUI	35 45	141	H	Tulsa	72 68		
				26	H	Drake	45 64	95	A	Saint Louis	70 67	143	A	Omaha	45 72		
				48	A	UNI	47 59					154	A	Missouri St.	63 73		
				48	H	UNI	59 61					154	H	Missouri St.	46 49		
												165	A	Southern Ill.	68 53		
												165	H	Southern Ill.	66 70		
												181	A	Cincinnati	63 55		
												182	A	Wichita St.	43 67		
												182	H	Wichita St.	42 56		
												235	A	Bradley	41 54		
												235	H	Bradley	58 51		
												239	A	Evansville	41 57		
												239	H	Evansville	44 52		
												241	A	Miami (OH)	62 54		
												260	A	Butler	48 66		
												294	H	Northern Ky.	58 38		
												300	A	Eastern Ill.	88 61		
												314	A	Illinois St.	65 47		
												314	H	Illinois St.	63 49		
												323	A	Loyola Chicago	48 38		
												323	H	Loyola Chicago	53 32		
												337	A	Fla. Atlantic	67 70		
LAST 12 Division I GAMES:																	
239	H	Evansville	44 52	323	H	Loyola Chicago	53 32										
165	H	Southern Ill.	66 70	235	A	Bradley	41 54										
182	A	Wichita St.	43 67	314	A	Illinois St.	65 47										
154	A	Missouri St.	63 73	154	H	Missouri St.	46 49										
48	H	UNI	59 61	182	H	Wichita St.	42 56										
26	H	Drake	45 64	26	A	Drake	62 76										

Non-Div I Games:

Indiana St.

■ Loss, 
 ■ Non-Conf, 
 ■ S Site, 
 ■ H Home 
 ■ A Away 
 N Neutral



Average RPI Win: <b>224</b>	WON-LOST	WINNING	LAST 10	STRENGTH OF	OPP. STRENGTH	TEAM	ADJ.	CONF.	ADJ CONF.
Average RPI Loss: <b>137</b>	RECORD	PCT. RANK	GAMES	SCHEDULE	OF SCHEDULE	RPI	RPI	RPI	RPI
DIV. I ONLY	<b>18- 13</b>	<b>121</b>	<b>5- 5</b>	<b>185</b>	<b>196</b>	<b>146</b>	<b>146</b>	<b>18</b>	<b>18</b>
DIV. I NON-CONF.	<b>5- 4</b>	<b>143</b>	<b>0- 0</b>	<b>136</b>	<b>201</b>	<b>139</b>	<b>139</b>	<b>17</b>	<b>17</b>
TOTALS	RPI 1-25	RPI 26-50	W-L RECORDS	RPI 51-100	RPI 101-150	RPI 150+			
18- 13	0- 0	1- 2	OVERALL	0- 1	3- 4	14- 6			
11- 4	0- 0	1- 0	HOME	0- 0	2- 2	8- 2			
7- 8	0- 0	0- 1	AWAY	0- 1	1- 2	6- 4			
0- 1	0- 0	0- 1	NEUTRAL	0- 0	0- 0	0- 0			
5- 4	0- 0	0- 0	NON-CONFERENCE	0- 1	3- 2	2- 1			
4- 1	0- 0	0- 0	HOME	0- 0	2- 1	2- 0			
1- 3	0- 0	0- 0	AWAY	0- 1	1- 1	0- 1			
0- 0	0- 0	0- 0	NEUTRAL	0- 0	0- 0	0- 0			
13- 9	0- 0	1- 2	CONFERENCE	0- 0	0- 2	12- 5			
7- 3	0- 0	1- 0	HOME	0- 0	0- 1	6- 2			
6- 5	0- 0	0- 1	AWAY	0- 0	0- 1	6- 3			
0- 1	0- 0	0- 1	NEUTRAL	0- 0	0- 0	0- 0			

RPI S	Opponent	Score	RPI S	Opponent	Score	RPI S	Opponent	Score	RPI S	Opponent	Score	Team's RPI: 146
39	A Quinnipiac	45 <b>53</b>	39	H Quinnipiac	58 44	85	A Penn St.	67 <b>80</b>	105	A Rider	65 <b>85</b>	
39	N Quinnipiac	59 <b>64</b>	39	N Quinnipiac	59 <b>64</b>				105	H Rider	36 <b>52</b>	
									109	H Saint Joseph's	58 57	
									122	H Fordham	55 46	
									124	H Duquesne	58 <b>61</b>	
									129	A Navy	68 <b>73</b>	
									144	A VCU	59 57	
									159	A Fairfield	59 <b>68</b>	
									159	H Fairfield	65 55	
									176	A Siena	53 <b>57</b>	
									176	A Siena	67 47	
									176	H Siena	46 <b>58</b>	
									196	A North Texas	55 <b>66</b>	
									215	A Monmouth	65 <b>75</b>	
									215	H Monmouth	60 54	
									230	A Marist	48 37	
									230	H Marist	62 <b>68</b>	
									253	A Canisius	58 45	
									253	H Canisius	55 52	
									262	H Stony Brook	57 46	
									266	A Niagara	65 55	
									266	H Niagara	68 61	
									277	A Manhattan	76 62	
									277	H Manhattan	70 53	
									324	H St. Francis Brooklyn	62 46	
									326	A Saint Peter's	66 58	
LAST 12 Division I GAMES:												
39	N Quinnipiac	59 <b>64</b>	215	A Monmouth	65 <b>75</b>	105	H Rider	36 <b>52</b>	253	A Canisius	58 45	
176	A Siena	67 47	105	H Rider	36 <b>52</b>	266	A Niagara	65 55	39	H Quinnipiac	58 44	
176	A Siena	53 <b>57</b>	253	A Canisius	58 45	230	A Marist	48 37				
326	H Saint Peter's	51 50										
159	H Fairfield	65 55										
39	A Quinnipiac	45 <b>53</b>										

Non-Div I Games:

Iona

■ Loss, 
 ■ Non-Conf, 
 ■ S Site, 
 ■ Home 
 ■ A Away 
 N Neutral



RPI	S	Opponent	Score
326	H	Saint Peter's	51 50

Iona



Average RPI Win:	142	WON-LOST	WINNING	LAST 10	STRENGTH OF	OPP. STRENGTH	TEAM	ADJ.	CONF.	ADJ CONF.
Average RPI Loss:	49	RECORD	PCT. RANK	GAMES	SCHEDULE	OF SCHEDULE	RPI	RPI	RPI	RPI
DIV. I ONLY	17- 13	130	4- 6	23	68	60	60	6	6	
DIV. I NON-CONF.	9- 4	85	0- 0	3	67	23	23	6	6	
TOTALS	RPI 1-25	RPI 26-50	W-L RECORDS	RPI 51-100	RPI 101-150	RPI 150+				
17- 13	0- 5	3- 4	OVERALL	4- 3	1- 0	9- 1				
14- 3	0- 2	2- 1	HOME	4- 0	0- 0	8- 0				
2- 8	0- 2	0- 3	AWAY	0- 2	1- 0	1- 1				
1- 2	0- 1	1- 0	NEUTRAL	0- 1	0- 0	0- 0				
9- 4	0- 2	2- 2	NON-CONFERENCE	2- 0	1- 0	4- 0				
7- 2	0- 1	1- 1	HOME	2- 0	0- 0	4- 0				
1- 1	0- 0	0- 1	AWAY	0- 0	1- 0	0- 0				
1- 1	0- 1	1- 0	NEUTRAL	0- 0	0- 0	0- 0				
8- 9	0- 3	1- 2	CONFERENCE	2- 3	0- 0	5- 1				
7- 1	0- 1	1- 0	HOME	2- 0	0- 0	4- 0				
1- 7	0- 2	0- 2	AWAY	0- 2	0- 0	1- 1				
0- 1	0- 0	0- 0	NEUTRAL	0- 1	0- 0	0- 0				

RPI 1-25				RPI 26-50				RPI 51-100				RPI 101+			
RPI	S	Opponent	Score	RPI	S	Opponent	Score	RPI	S	Opponent	Score	RPI	S	Opponent	Score
2	H	Notre Dame	58 73	26	A	Drake	76 81	54	A	Purdue	52 72	114	A	North Dakota	75 60
9	N	UCLA	65 78	31	H	South Dakota St.	64 66	59	H	Iowa St.	88 76	155	H	Oral Roberts	96 76
16	A	Maryland	81 100	41	N	James Madison	90 75	68	H	Northwestern	78 59	169	H	Hampton	84 51
16	H	Maryland	82 98	42	H	Michigan St.	87 83	68	N	Northwestern	73 78	189	H	Robert Morris	81 60
25	A	Ohio St.	81 88	44	A	Michigan	70 72	69	H	Minnesota	80 65	197	H	Nebraska	75 72
				48	H	UNI	88 39	85	A	Penn St.	58 71	205	A	Illinois	65 70
				50	A	Indiana	77 80	92	H	Kent St.	83 48	205	H	Illinois	78 58
Team's RPI: 60															
LAST 12 Division I GAMES:															
				68	N	Northwestern	73 78	42	H	Michigan St.	87 83				
				212	H	Wisconsin	71 60	44	A	Michigan	70 72				
				50	A	Indiana	77 80	224	H	Rutgers	71 57				
				54	A	Purdue	52 72	16	A	Maryland	81 100				
				68	H	Northwestern	78 59	69	H	Minnesota	80 65				
				25	A	Ohio St.	81 88	224	A	Rutgers	71 59				

Non-Div I Games:

Iowa

■ Loss, 
■ Non-Conf, 
■ S Site, 
■ H Home 
■ A Away 
N Neutral



Average RPI Win: 146		WON-LOST	WINNING	LAST 10	STRENGTH OF	OPP. STRENGTH	TEAM	ADJ.	CONF.	ADJ CONF.
Average RPI Loss: 43		RECORD	PCT. RANK	GAMES	SCHEDULE	OF SCHEDULE	RPI	RPI	RPI	RPI
DIV. I ONLY		18- 12	112	7- 3	36	39	59	59	4	4
DIV. I NON-CONF.		9- 2	37	0- 0	96	234	60	60	3	3
TOTALS		RPI 1-25	RPI 26-50	W-L RECORDS		RPI 51-100	RPI 101-150	RPI 150+		
18- 12	2- 8	4- 0		OVERALL		3- 3	0- 0	9- 1		
15- 4	1- 4	3- 0		HOME		3- 0	0- 0	8- 0		
3- 7	1- 3	1- 0		AWAY		0- 3	0- 0	1- 1		
0- 1	0- 1	0- 0		NEUTRAL		0- 0	0- 0	0- 0		
9- 2	0- 1	2- 0		NON-CONFERENCE		1- 1	0- 0	6- 0		
9- 1	0- 1	2- 0		HOME		1- 0	0- 0	6- 0		
0- 1	0- 0	0- 0		AWAY		0- 1	0- 0	0- 0		
0- 0	0- 0	0- 0		NEUTRAL		0- 0	0- 0	0- 0		
9- 10	2- 7	2- 0		CONFERENCE		2- 2	0- 0	3- 1		
6- 3	1- 3	1- 0		HOME		2- 0	0- 0	2- 0		
3- 6	1- 3	1- 0		AWAY		0- 2	0- 0	1- 1		
0- 1	0- 1	0- 0		NEUTRAL		0- 0	0- 0	0- 0		

RPI	S	Opponent	Score	RPI	S	Opponent	Score	RPI	S	Opponent	Score	RPI	S	Opponent	Score
5	A	Baylor	42 68	26	H	Drake	75 67	60	A	Iowa	76 88	163	A	TCU	75 80
5	H	Baylor	52 83	47	A	West Virginia	80 55	80	A	Oklahoma St.	59 71	163	H	TCU	72 69
6	H	Mississippi St.	81 85	47	H	West Virginia	68 53	80	H	Oklahoma St.	61 48	185	A	Kansas	90 75
13	A	Texas	70 66	48	H	UNI	76 68	89	H	Northern Ill.	97 89	185	H	Kansas	87 58
13	H	Texas	68 75					100	A	Texas Tech	66 75	193	H	Sacred Heart	76 56
19	A	Oklahoma	63 78					100	H	Texas Tech	79 68	220	H	New Orleans	100 63
19	H	Oklahoma	57 67									232	H	UC Santa Barbara	77 60
20	A	Kansas St.	68 80									303	H	Savannah St.	74 51
20	H	Kansas St.	75 69									322	H	Arkansas St.	105 53
20	N	Kansas St.	67 74									347	H	Delaware St.	88 57
LAST 12 Division I GAMES:															
20	N	Kansas St.	67 74	20	A	Kansas St.	68 80								
80	H	Oklahoma St.	61 48	47	A	West Virginia	80 55								
13	A	Texas	70 66	5	H	Baylor	52 83								
185	A	Kansas	90 75	163	H	TCU	72 69								
47	H	West Virginia	68 53	19	A	Oklahoma	63 78								
100	H	Texas Tech	79 68	20	H	Kansas St.	75 69								

Non-Div I Games:

Iowa St.

■ Loss, 
 ■ Non-Conf, 
 ■ S Site, 
 ■ H Home 
 ■ A Away 
 N Neutral



Average RPI Win: 293				WON-LOST		WINNING		LAST 10		STRENGTH OF		OPP. STRENGTH		TEAM		ADJ.		CONF.		ADJ CONF.	
Average RPI Loss: 248				RECORD		PCT. RANK		GAMES		SCHEDULE		OF SCHEDULE		RPI		RPI		RPI		RPI	
DIV. I ONLY				8- 16		263		5- 5		349		343		334		334		30		30	
DIV. I NON-CONF.				2- 4		230		0- 0		346		329		330		330		30		30	
TOTALS				RPI 1-25		RPI 26-50		W-L RECORDS		RPI 51-100		RPI 101-150		RPI 150+							
8- 16				0- 0		0- 0		OVERALL		0- 0		0- 1		8- 15							
4- 6				0- 0		0- 0		HOME		0- 0		0- 0		4- 6							
3- 10				0- 0		0- 0		AWAY		0- 0		0- 0		3- 3							
1- 0				0- 0		0- 0		NEUTRAL		0- 0		0- 0		1- 0							
2- 4				0- 0		0- 0		NON-CONFERENCE		0- 0		0- 1		2- 3							
1- 0				0- 0		0- 0		HOME		0- 0		0- 0		1- 0							
0- 4				0- 0		0- 0		AWAY		0- 0		0- 1		0- 3							
1- 0				0- 0		0- 0		NEUTRAL		0- 0		0- 0		1- 0							
6- 12				0- 0		0- 0		CONFERENCE		0- 0		0- 0		6- 12							
3- 6				0- 0		0- 0		HOME		0- 0		0- 0		3- 6							
3- 6				0- 0		0- 0		AWAY		0- 0		0- 0		3- 6							
0- 0				0- 0		0- 0		NEUTRAL		0- 0		0- 0		0- 0							

RPI 1-25				RPI 26-50				RPI 51-100				RPI 101+ Team's RPI: 334			
RPI	S	Opponent	Score	RPI	S	Opponent	Score	RPI	S	Opponent	Score	RPI	S	Opponent	Score
												118	A	Ole Miss	41 89
												191	A	Texas Southern	52 62
												191	H	Texas Southern	63 66
												209	A	Grambling	85 90
												209	H	Grambling	57 60
												211	A	Alabama St.	64 73
												211	H	Alabama St.	68 62
												226	A	Southern U.	61 80
												226	H	Southern U.	56 85
												242	N	Saint Francis (PA)	88 84
												269	A	Prairie View	63 73
												269	H	Prairie View	74 60
												284	A	Ark.-Pine Bluff	80 56
												284	H	Ark.-Pine Bluff	71 78
												290	A	Nicholls St.	76 83
												293	A	Northwestern St.	65 83
												304	A	Alcorn	51 74
												304	H	Alcorn	53 70
												310	A	Mississippi Val.	63 60
												310	H	Mississippi Val.	57 62
												329	H	Southeastern La.	83 66
												337	A	Fla. Atlantic	58 67
												349	A	Alabama A&M	64 54
												349	H	Alabama A&M	58 49
				LAST 12 Division I GAMES:											
				211	H	Alabama St.	68 62	269	H	Prairie View	74 60				
				349	H	Alabama A&M	58 49	226	A	Southern U.	61 80				
				284	A	Ark.-Pine Bluff	80 56	304	A	Alcorn	51 74				
				310	A	Mississippi Val.	63 60	284	H	Ark.-Pine Bluff	71 78				
				209	H	Grambling	57 60	310	H	Mississippi Val.	57 62				
				191	H	Texas Southern	63 66	209	A	Grambling	85 90				

Non-Div I Games:	Blue Mountain	86	54	LeMoyn	Owen	88	67	Lane	57	52	Fisk	93	54	Jackson St.
------------------	---------------	----	----	--------	------	----	----	------	----	----	------	----	----	-------------

Loss, Non-Conf, S Site, H Home A Away N Neutral



# Jacksonville

Through Games Of March 5, 2017

Average RPI Win:	258	WON-LOST	WINNING	LAST 10	STRENGTH OF	OPP. STRENGTH	TEAM	ADJ.	CONF.	ADJ CONF.
Average RPI Loss:	73	RECORD	PCT. RANK	GAMES	SCHEDULE	OF SCHEDULE	RPI	RPI	RPI	RPI
DIV. I ONLY	20- 7	51	7- 3	250	205	97	97	25	25	
DIV. I NON-CONF.	8- 4	97	0- 0	125	121	72	72	24	24	
TOTALS	RPI 1-25	RPI 26-50	W-L RECORDS	RPI 51-100	RPI 101-150	RPI 150+				
20- 7	0- 1	0- 2	OVERALL	1- 0	2- 4	17- 0				
11- 1	0- 0	0- 0	HOME	0- 0	2- 1	9- 0				
7- 5	0- 1	0- 2	AWAY	0- 0	0- 2	7- 0				
2- 1	0- 0	0- 0	NEUTRAL	1- 0	0- 1	1- 0				
8- 4	0- 1	0- 2	NON-CONFERENCE	1- 0	1- 1	6- 0				
4- 0	0- 0	0- 0	HOME	0- 0	1- 0	3- 0				
2- 3	0- 1	0- 2	AWAY	0- 0	0- 0	2- 0				
2- 1	0- 0	0- 0	NEUTRAL	1- 0	0- 1	1- 0				
12- 3	0- 0	0- 0	CONFERENCE	0- 0	1- 3	11- 0				
7- 1	0- 0	0- 0	HOME	0- 0	1- 1	6- 0				
5- 2	0- 0	0- 0	AWAY	0- 0	0- 2	5- 0				
0- 0	0- 0	0- 0	NEUTRAL	0- 0	0- 0	0- 0				

RPI S	Opponent	Score	RPI S	Opponent	Score	RPI S	Opponent	Score	RPI S	Opponent	Score
12	A Florida St.	47 90	29	A South Fla.	52 64	71	N UC Davis	61 54	102	A Stetson	47 57
			45	A Auburn	41 53				102	H Stetson	49 65
									104	A FGCU	57 60
									104	H FGCU	73 65
									119	N North Carolina	57 87
									125	H Troy	77 70
									177	H Bethune-Cookman	69 63
									237	N Wofford	66 60
									252	H South Ala.	62 55
									275	A Kennesaw St.	74 62
									275	H Kennesaw St.	72 48
									290	H Nicholls St.	76 71
									295	A North Florida	69 59
									295	H North Florida	68 58
									297	A Lipscomb	73 67
									297	H Lipscomb	84 60
									297	H Lipscomb	91 64
									303	A Savannah St.	55 40
									307	A FIU	71 56
									316	A USC Upstate	65 47
									316	H USC Upstate	59 46
									320	A NJIT	75 56
									320	H NJIT	75 59

## LAST 12 Division I GAMES:

297	H Lipscomb	91 64	102	A Stetson	47 57
295	A North Florida	69 59	104	H FGCU	73 65
275	A Kennesaw St.	74 62	102	H Stetson	49 65
297	A Lipscomb	73 67	104	A FGCU	57 60
316	H USC Upstate	59 46	297	H Lipscomb	84 60
320	H NJIT	75 59	275	H Kennesaw St.	72 48

Non-Div I Games: Thomas (GA) 100 43 Johnson & Wales (FI110 31 Fla. Memorial 76 51

Jacksonville

Loss, Non-Conf, S Site, H Home A Away N Neutral



Average RPI Win: <b>271</b>	WON-LOST	WINNING	LAST 10	STRENGTH OF	OPP. STRENGTH	TEAM	ADJ.	CONF.	ADJ CONF.
Average RPI Loss: <b>192</b>	RECORD	PCT. RANK	GAMES	SCHEDULE	OF SCHEDULE	RPI	RPI	RPI	RPI
DIV. I ONLY	<b>12- 15</b>	<b>208</b>	<b>5- 5</b>	<b>296</b>	<b>280</b>	<b>251</b>	<b>251</b>	<b>26</b>	<b>26</b>
DIV. I NON-CONF.	<b>6- 5</b>	<b>148</b>	<b>0- 0</b>	<b>316</b>	<b>265</b>	<b>208</b>	<b>208</b>	<b>26</b>	<b>26</b>
TOTALS	RPI 1-25	RPI 26-50	W-L RECORDS	RPI 51-100	RPI 101-150	RPI 150+			
12- 15	0- 1	0- 0	OVERALL	0- 2	0- 2	12- 10			
7- 5	0- 0	0- 0	HOME	0- 1	0- 1	7- 3			
4- 10	0- 1	0- 0	AWAY	0- 1	0- 1	4- 7			
1- 0	0- 0	0- 0	NEUTRAL	0- 0	0- 0	1- 0			
6- 5	0- 1	0- 0	NON-CONFERENCE	0- 0	0- 2	6- 2			
2- 2	0- 0	0- 0	HOME	0- 0	0- 1	2- 1			
3- 3	0- 1	0- 0	AWAY	0- 0	0- 1	3- 1			
1- 0	0- 0	0- 0	NEUTRAL	0- 0	0- 0	1- 0			
6- 10	0- 0	0- 0	CONFERENCE	0- 2	0- 0	6- 8			
5- 3	0- 0	0- 0	HOME	0- 1	0- 0	5- 2			
1- 7	0- 0	0- 0	AWAY	0- 1	0- 0	1- 6			
0- 0	0- 0	0- 0	NEUTRAL	0- 0	0- 0	0- 0			

RPI 1-25				RPI 26-50				RPI 51-100				RPI 101+ Team's RPI: 251			
RPI	S	Opponent	Score	RPI	S	Opponent	Score	RPI	S	Opponent	Score	RPI	S	Opponent	Score
12	A	Florida St.	62 <b>73</b>					57	A	Belmont	52 <b>61</b>	111	H	Clemson	63 <b>69</b>
								57	H	Belmont	53 <b>54</b>	118	A	Ole Miss	50 <b>68</b>
												180	A	Morehead St.	82 <b>85</b>
												180	H	Morehead St.	69 68
												206	A	SIUE	62 <b>69</b>
												219	A	UT Martin	83 <b>94</b>
												220	H	New Orleans	79 <b>81</b>
												231	H	Ga. Southern	67 55
												254	A	Tennessee St.	51 <b>64</b>
												254	H	Tennessee St.	69 56
												263	H	Austin Peay	65 45
												264	H	Murray St.	64 <b>71</b>
												268	H	Southeast Mo. St.	58 <b>65</b>
												270	A	Eastern Ky.	54 49
												270	H	Eastern Ky.	71 61
												275	A	Kennesaw St.	65 59
												282	A	Tennessee Tech	54 <b>56</b>
												282	H	Tennessee Tech	57 44
												290	H	Nicholls St.	75 52
												300	A	Eastern Ill.	67 <b>71</b>
												303	A	Savannah St.	64 57
												304	A	Alcorn	70 66
												331	N	Florida A&M	66 54
												337	A	Fla. Atlantic	55 <b>63</b>
LAST 12 Division I GAMES:															
180	A	Morehead St.	82 <b>85</b>	268	H	Southeast Mo. St.	58 <b>65</b>	180	H	Morehead St.	69 68				
270	H	Eastern Ky.	71 61	270	A	Eastern Ky.	54 49	270	A	Eastern Ky.	54 49				
282	H	Tennessee Tech	57 44	254	A	Tennessee St.	51 <b>64</b>	254	A	Tennessee St.	51 <b>64</b>				
254	H	Tennessee St.	69 56	57	H	Belmont	53 <b>54</b>	57	H	Belmont	53 <b>54</b>				
57	A	Belmont	52 <b>61</b>	282	A	Tennessee Tech	54 <b>56</b>								
206	A	SIUE	62 <b>69</b>												

Non-Div I Games: Brewton Parker 89 26

Jacksonville St.

■ Loss, 
 ■ Non-Conf, 
 ■ S Site, 
 ■ Home 
 ■ A Away 
 N Neutral



Average RPI Win:	157	WON-LOST	WINNING	LAST 10	STRENGTH OF	OPP. STRENGTH	TEAM	ADJ.	CONF.	ADJ CONF.
Average RPI Loss:	98	RECORD	PCT. RANK	GAMES	SCHEDULE	OF SCHEDULE	RPI	RPI	RPI	RPI
DIV. I ONLY	22- 7	39	9- 1	98	83	41	41	9	9	
DIV. I NON-CONF.	7- 4	114	0- 0	123	19	79	79	8	8	
TOTALS	RPI 1-25	RPI 26-50	W-L RECORDS	RPI 51-100	RPI 101-150	RPI 150+				
22- 7	0- 2	2- 0	OVERALL	3- 2	4- 1	13- 2				
10- 3	0- 1	1- 0	HOME	2- 0	1- 1	6- 1				
11- 3	0- 1	1- 0	AWAY	1- 1	3- 0	6- 1				
1- 1	0- 0	0- 0	NEUTRAL	0- 1	0- 0	1- 0				
7- 4	0- 2	0- 0	NON-CONFERENCE	1- 2	1- 0	5- 0				
3- 1	0- 1	0- 0	HOME	1- 0	0- 0	2- 0				
3- 2	0- 1	0- 0	AWAY	0- 1	1- 0	2- 0				
1- 1	0- 0	0- 0	NEUTRAL	0- 1	0- 0	1- 0				
15- 3	0- 0	2- 0	CONFERENCE	2- 0	3- 1	8- 2				
7- 2	0- 0	1- 0	HOME	1- 0	1- 1	4- 1				
8- 1	0- 0	1- 0	AWAY	1- 0	2- 0	4- 1				
0- 0	0- 0	0- 0	NEUTRAL	0- 0	0- 0	0- 0				

RPI 1-25				RPI 26-50				Team's RPI: 41	RPI 51-100				RPI 101+			
RPI	S	Opponent	Score	RPI	S	Opponent	Score		RPI	S	Opponent	Score	RPI	S	Opponent	Score
12	A	Florida St.	64 84	27	A	Elon	76 70		60	N	Iowa	75 90	109	A	Saint Joseph's	85 72
21	H	Tennessee	69 81	27	H	Elon	61 54		64	A	St. John's (NY)	63 74	130	A	William & Mary	79 64
									79	A	Drexel	74 64	130	H	William & Mary	53 62
									79	H	Drexel	54 47	136	A	Delaware	66 51
									88	H	Wake Forest	83 76	136	H	Delaware	77 42
													152	A	Northeastern	67 49
													152	H	Northeastern	74 54
													168	N	Idaho St.	83 53
													169	H	Hampton	71 50
													188	A	Hofstra	61 50
													188	H	Hofstra	93 57
													199	A	Towson	51 54
													199	H	Towson	55 60
													204	A	Col. of Charleston	84 78
													204	H	Col. of Charleston	74 60
													223	A	UNCW	70 59
													223	H	UNCW	73 51
													224	A	Rutgers	82 76
													227	A	Liberty	62 48
													324	H	St. Francis Brooklyn	83 57
LAST 12 Division I GAMES:																
204	H	Col. of Charleston	74 60	136	H	Delaware	77 42									
130	H	William & Mary	53 62	152	A	Northeastern	67 49									
79	A	Drexel	74 64	188	A	Hofstra	61 50									
204	A	Col. of Charleston	84 78	130	A	William & Mary	79 64									
223	A	UNCW	70 59	79	H	Drexel	54 47									
27	H	Elon	61 54	199	H	Towson	55 60									

Non-Div I Games:

James Madison



Kansas

Through Games Of March 5, 2017

Average RPI Win:	153	WON-LOST	WINNING	LAST 10	STRENGTH OF	OPP. STRENGTH	TEAM	ADJ.	CONF.	ADJ CONF.
Average RPI Loss:	62	RECORD	PCT. RANK	GAMES	SCHEDULE	OF SCHEDULE	RPI	RPI	RPI	RPI
DIV. I ONLY	8- 22	297	2- 8	33	24	185	185	4	4	
DIV. I NON-CONF.	6- 5	148	0- 0	91	109	143	143	3	3	
TOTALS	RPI 1-25	RPI 26-50	W-L RECORDS	RPI 51-100	RPI 101-150	RPI 150+				
8- 22	0- 9	0- 3	OVERALL	2- 5	2- 2	4- 3				
7- 10	0- 4	0- 2	HOME	2- 1	2- 1	3- 2				
1- 11	0- 5	0- 1	AWAY	0- 3	0- 1	1- 1				
0- 1	0- 0	0- 0	NEUTRAL	0- 1	0- 0	0- 0				
6- 5	0- 1	0- 1	NON-CONFERENCE	0- 0	2- 2	4- 1				
5- 3	0- 0	0- 1	HOME	0- 0	2- 1	3- 1				
1- 2	0- 1	0- 0	AWAY	0- 0	0- 1	1- 0				
0- 0	0- 0	0- 0	NEUTRAL	0- 0	0- 0	0- 0				
2- 17	0- 8	0- 2	CONFERENCE	2- 5	0- 0	0- 2				
2- 7	0- 4	0- 1	HOME	2- 1	0- 0	0- 1				
0- 9	0- 4	0- 1	AWAY	0- 3	0- 0	0- 1				
0- 1	0- 0	0- 0	NEUTRAL	0- 1	0- 0	0- 0				

RPI	S	Opponent	Score	RPI	S	Opponent	Score	RPI	S	Opponent	Score	RPI	S	Opponent	Score	Team's RPI: 185
5	A	Baylor	43 90	43	H	Harvard	59 69	59	A	Iowa St.	58 87	101	H	SMU	63 75	
5	H	Baylor	43 92	47	A	West Virginia	54 73	59	H	Iowa St.	75 90	114	H	North Dakota	76 71	
13	A	Texas	42 75	47	H	West Virginia	51 62	80	A	Oklahoma St.	70 74	132	A	Alabama	65 71	
13	H	Texas	54 66					80	H	Oklahoma St.	67 49	134	H	Arizona	75 51	
19	A	Oklahoma	52 89					80	N	Oklahoma St.	75 79	154	H	Missouri St.	64 87	
19	H	Oklahoma	54 84					100	A	Texas Tech	60 75	155	H	Oral Roberts	64 56	
20	A	Kansas St.	60 73					100	H	Texas Tech	66 60	162	A	Memphis	68 58	
20	H	Kansas St.	54 61									163	A	TCU	68 83	
22	A	Creighton	49 69									163	H	TCU	68 80	
												179	H	UC Riverside	90 84	
												302	H	Rhode Island	72 36	
LAST 12 Division I GAMES:																
		80	N	Oklahoma St.	75	79	80	H	Oklahoma St.	67	49					
		47	A	West Virginia	54	73	163	H	TCU	68	80					
		20	H	Kansas St.	54	61	19	A	Oklahoma	52	89					
		59	H	Iowa St.	75	90	100	H	Texas Tech	66	60					
		100	A	Texas Tech	60	75	80	A	Oklahoma St.	70	74					
		13	A	Texas	42	75	163	A	TCU	68	83					

Non-Div I Games:

Kansas

Loss, Non-Conf, S Site, H Home A Away N Neutral



Average RPI Win: 119		WON-LOST	WINNING	LAST 10	STRENGTH OF	OPP. STRENGTH	TEAM	ADJ.	CONF.	ADJ CONF.
Average RPI Loss: 22		RECORD	PCT. RANK	GAMES	SCHEDULE	OF SCHEDULE	RPI	RPI	RPI	RPI
DIV. I ONLY		22- 10	78	6- 4	16	10	20	20	4	4
DIV. I NON-CONF.		10- 2	32	0- 0	50	30	18	18	3	3
TOTALS	RPI 1-25		RPI 26-50		W-L RECORDS	RPI 51-100	RPI 101-150		RPI 150+	
22- 10	1- 7		4- 2		OVERALL	7- 1	4- 0		6- 0	
13- 3	1- 3		2- 0		HOME	4- 0	3- 0		3- 0	
5- 6	0- 3		0- 2		AWAY	2- 1	1- 0		2- 0	
4- 1	0- 1		2- 0		NEUTRAL	1- 0	0- 0		1- 0	
10- 2	0- 1		3- 1		NON-CONFERENCE	1- 0	4- 0		2- 0	
6- 1	0- 1		1- 0		HOME	1- 0	3- 0		1- 0	
1- 1	0- 0		0- 1		AWAY	0- 0	1- 0		0- 0	
3- 0	0- 0		2- 0		NEUTRAL	0- 0	0- 0		1- 0	
12- 8	1- 6		1- 1		CONFERENCE	6- 1	0- 0		4- 0	
7- 2	1- 2		1- 0		HOME	3- 0	0- 0		2- 0	
4- 5	0- 3		0- 1		AWAY	2- 1	0- 0		2- 0	
1- 1	0- 1		0- 0		NEUTRAL	1- 0	0- 0		0- 0	

RPI 1-25				Team's RPI: 20		RPI 26-50				RPI 51-100				RPI 101+			
RPI	S	Opponent	Score	RPI	S	Opponent	Score	RPI	S	Opponent	Score	RPI	S	Opponent	Score		
1	H	UConn	58 75	36	N	LSU	69 54	59	A	Iowa St.	69 75	115	H	Princeton	60 42		
5	A	Baylor	57 87	37	N	North Carolina St.	67 50	59	H	Iowa St.	80 68	133	H	Lamar University	68 43		
5	H	Baylor	49 91	45	H	Auburn	71 66	59	N	Iowa St.	74 67	141	H	Tulsa	82 62		
5	N	Baylor	71 88	47	A	West Virginia	59 66	80	A	Oklahoma St.	63 43	143	A	Omaha	70 57		
13	A	Texas	58 63	47	H	West Virginia	86 71	80	H	Oklahoma St.	74 69	163	A	TCU	68 65		
13	H	Texas	61 69	48	A	UNI	59 67	83	H	UT Arlington	62 49	163	H	TCU	74 63		
19	A	Oklahoma	80 85					100	A	Texas Tech	65 53	185	A	Kansas	61 54		
19	H	Oklahoma	79 71					100	H	Texas Tech	68 54	185	H	Kansas	73 60		
												298	N	UTEP	61 40		
												345	H	Chicago St.	83 33		
LAST 12 Division I GAMES:																	
				5	N	Baylor	71 88	47	A	West Virginia	59 66						
				59	N	Iowa St.	74 67	59	H	Iowa St.	80 68						
				13	H	Texas	61 69	13	A	Texas	58 63						
				185	A	Kansas	61 54	100	A	Texas Tech	65 53						
				19	H	Oklahoma	79 71	80	H	Oklahoma St.	74 69						
				163	A	TCU	68 65	5	H	Baylor	49 91						

Non-Div I Games:

Kansas St.

Loss, Non-Conf, S Site, H Home A Away N Neutral



Average RPI Win:	308	WON-LOST	WINNING	LAST 10	STRENGTH OF	OPP. STRENGTH	TEAM	ADJ.	CONF.	ADJ CONF.
Average RPI Loss:	153	RECORD	PCT. RANK	GAMES	SCHEDULE	OF SCHEDULE	RPI	RPI	RPI	RPI
DIV. I ONLY	10- 19	259	7- 3	233	260	275	275	25	25	
DIV. I NON-CONF.	1- 13	334	0- 0	219	242	338	338	24	24	
TOTALS	RPI 1-25	RPI 26-50	W-L RECORDS	RPI 51-100	RPI 101-150	RPI 150+				
10- 19	0- 1	0- 0	OVERALL	0- 5	0- 5	10- 8				
6- 8	0- 1	0- 0	HOME	0- 2	0- 2	6- 3				
4- 8	0- 0	0- 0	AWAY	0- 0	0- 0	4- 0				
0- 3	0- 0	0- 0	NEUTRAL	0- 0	0- 0	0- 3				
1- 13	0- 1	0- 0	NON-CONFERENCE	0- 3	0- 1	1- 8				
1- 5	0- 1	0- 0	HOME	0- 1	0- 0	1- 3				
0- 5	0- 0	0- 0	AWAY	0- 2	0- 1	0- 2				
0- 3	0- 0	0- 0	NEUTRAL	0- 0	0- 0	0- 3				
9- 6	0- 0	0- 0	CONFERENCE	0- 2	0- 4	9- 0				
5- 3	0- 0	0- 0	HOME	0- 1	0- 2	5- 0				
4- 3	0- 0	0- 0	AWAY	0- 1	0- 2	4- 0				
0- 0	0- 0	0- 0	NEUTRAL	0- 0	0- 0	0- 0				

RPI 1-25				RPI 26-50				RPI 51-100				RPI 101+ Team's RPI: 275			
RPI	S	Opponent	Score	RPI	S	Opponent	Score	RPI	S	Opponent	Score	RPI	S	Opponent	Score
18	H	Temple	38 79					58	H	Georgia Tech	49 86	102	A	Stetson	43 60
								84	A	Georgia	40 82	102	H	Stetson	56 65
								93	A	Mercer	46 61	104	A	FGCU	35 69
								97	A	Jacksonville	48 72	104	H	FGCU	56 75
								97	H	Jacksonville	62 74	110	A	Vanderbilt	54 86
												180	H	Morehead St.	50 71
												202	N	Xavier	52 75
												233	N	Portland St.	61 71
												237	H	Wofford	49 78
												251	H	Jacksonville St.	59 65
												255	A	Georgia St.	59 62
												263	A	Austin Peay	49 68
												295	A	North Florida	67 61
												295	H	North Florida	52 48
												297	A	Lipscomb	70 55
												297	H	Lipscomb	96 69
												303	H	Savannah St.	72 60
												316	A	USC Upstate	79 71
												316	H	USC Upstate	74 67
												320	A	NJIT	66 56
												320	H	NJIT	62 60
												320	H	NJIT	75 64
												322	N	Arkansas St.	67 70
LAST 12 Division I GAMES:															
320	H	NJIT	62 60	320	A	NJIT	66 56								
297	H	Lipscomb	96 69	316	H	USC Upstate	74 67								
97	H	Jacksonville	62 74	320	H	NJIT	75 64								
295	H	North Florida	52 48	316	A	USC Upstate	79 71								
102	A	Stetson	43 60	295	A	North Florida	67 61								
104	A	FGCU	35 69	97	A	Jacksonville	48 72								

Non-Div I Games:

Kennesaw St.

■ Loss, 
 ■ Non-Conf, 
 S Site, 
 ■ Home 
 ■ Away 
 N Neutral



Average RPI Win:	203	WON-LOST	WINNING	LAST 10	STRENGTH OF	OPP. STRENGTH	TEAM	ADJ.	CONF.	ADJ CONF.
Average RPI Loss:	85	RECORD	PCT. RANK	GAMES	SCHEDULE	OF SCHEDULE	RPI	RPI	RPI	RPI
DIV. I ONLY	19- 11	104	9- 1	104	117	92	92	10	10	
DIV. I NON-CONF.	6- 6	165	0- 0	86	168	135	135	11	11	
TOTALS	RPI 1-25	RPI 26-50	W-L RECORDS	RPI 51-100	RPI 101-150	RPI 150+				
19- 11	0- 1	0- 2	OVERALL	4- 5	2- 2	13- 1				
11- 3	0- 0	0- 1	HOME	3- 1	0- 0	8- 1				
7- 6	0- 0	0- 0	AWAY	1- 4	1- 2	5- 0				
1- 2	0- 1	0- 1	NEUTRAL	0- 0	1- 0	0- 0				
6- 6	0- 1	0- 1	NON-CONFERENCE	0- 2	2- 1	4- 1				
4- 1	0- 0	0- 0	HOME	0- 0	0- 0	4- 1				
1- 3	0- 0	0- 0	AWAY	0- 2	1- 1	0- 0				
1- 2	0- 1	0- 1	NEUTRAL	0- 0	1- 0	0- 0				
13- 5	0- 0	0- 1	CONFERENCE	4- 3	0- 1	9- 0				
7- 2	0- 0	0- 1	HOME	3- 1	0- 0	4- 0				
6- 3	0- 0	0- 0	AWAY	1- 2	0- 1	5- 0				
0- 0	0- 0	0- 0	NEUTRAL	0- 0	0- 0	0- 0				

RPI 1-25				RPI 26-50				RPI 51-100				Team's RPI: 92	RPI 101+			
RPI	S	Opponent	Score	RPI	S	Opponent	Score	RPI	S	Opponent	Score		RPI	S	Opponent	Score
5	N	Baylor	42 84	38	H	Central Mich.	78 91	55	A	Ohio	68 65		104	N	FGCU	77 64
				40	N	Western Ky.	73 79	55	H	Ohio	83 77		117	A	Ball St.	47 71
								56	H	Toledo	70 60		137	A	Wright St.	79 69
								60	A	Iowa	48 83		148	A	Detroit Mercy	52 73
								69	A	Minnesota	62 92		170	A	Western Mich.	71 67
								89	A	Northern Ill.	72 93		189	H	Robert Morris	65 68
								89	H	Northern Ill.	97 98		235	H	Bradley	77 52
								96	A	Buffalo	62 77		238	A	Akron	72 58
								96	H	Buffalo	80 71		238	H	Akron	73 69
													241	A	Miami (OH)	78 51
													241	H	Miami (OH)	84 66
													258	A	Bowling Green	70 60
													258	H	Bowling Green	80 78
													270	H	Eastern Ky.	80 67
													283	A	Eastern Mich.	86 67
													283	H	Eastern Mich.	83 65
													315	H	Fort Wayne	66 55
													317	H	Youngstown St.	75 60
LAST 12 Division I GAMES:																
				96	H	Buffalo	80 71						283	H	Eastern Mich.	83 65
				241	A	Miami (OH)	78 51						96	A	Buffalo	62 77
				238	H	Akron	73 69						241	H	Miami (OH)	84 66
				258	A	Bowling Green	70 60						258	H	Bowling Green	80 78
				55	H	Ohio	83 77						89	A	Northern Ill.	72 93
				238	A	Akron	72 58						56	H	Toledo	70 60

Non-Div I Games:

Kent St.



Through Games of March 9, 1917										
Average RPI Win:	94	WON-LOST	WINNING	LAST 10	STRENGTH OF	OPP. STRENGTH	TEAM	ADJ.	CONF.	ADJ CONF.
Average RPI Loss:	24	RECORD	PCT. RANK	GAMES	SCHEDULE	OF SCHEDULE	RPI	RPI	RPI	RPI
DIV. I ONLY	21- 10	82	6- 4	2	12	14	14	2	2	
DIV. I NON-CONF.	9- 4	85	0- 0	5	24	17	17	2	2	
-----										
TOTALS	RPI 1-25		RPI 26-50		W-L RECORDS		RPI 51-100		RPI 101-150	RPI 150+
21- 10	4- 8		2- 1		OVERALL		5- 0		7- 1	3- 0
15- 3	4- 2		0- 1		HOME		4- 0		5- 0	2- 0
5- 6	0- 5		2- 0		AWAY		1- 0		1- 1	1- 0
1- 1	0- 1		0- 0		NEUTRAL		0- 0		1- 0	0- 0
9- 4	2- 2		0- 1		NON-CONFERENCE		2- 0		3- 1	2- 0
9- 1	2- 0		0- 1		HOME		2- 0		3- 0	2- 0
0- 3	0- 2		0- 0		AWAY		0- 0		0- 1	0- 0
0- 0	0- 0		0- 0		NEUTRAL		0- 0		0- 0	0- 0
12- 6	2- 6		2- 0		CONFERENCE		3- 0		4- 0	1- 0
6- 2	2- 2		0- 0		HOME		2- 0		2- 0	0- 0
5- 3	0- 3		2- 0		AWAY		1- 0		1- 0	1- 0
1- 1	0- 1		0- 0		NEUTRAL		0- 0		1- 0	0- 0

RPI	S	Opponent	Score	RPI	S	Opponent	Score	RPI	S	Opponent	Score	RPI	S	Opponent	Score
3	A	South Carolina	87 95	34	H	Arizona St.	71 73	75	H	New Hampshire	92 43	103	H	Washington St.	69 67
3	H	South Carolina	63 75	36	A	LSU	55 42	81	H	Middle Tenn.	61 48	108	A	Colorado	69 79
3	N	South Carolina	77 89	45	A	Auburn	64 60	84	A	Georgia	66 56	110	H	Vanderbilt	71 63
6	H	Mississippi St.	78 75					84	H	Georgia	82 61	112	H	Albany (NY)	70 46
8	A	Duke	54 69					86	H	Florida	67 48	118	H	Ole Miss	89 57
11	A	Louisville	67 69									128	H	Radford	59 36
15	H	Miami (FL)	82 66									132	A	Alabama	71 54
19	H	Oklahoma	82 68									132	N	Alabama	65 55
21	A	Tennessee	65 72									171	A	Arkansas	69 62
23	H	Texas A&M	68 77									180	H	Morehead St.	74 47
24	A	Missouri	67 73									228	H	Samford	80 57
24	H	Missouri	64 62												
LAST 12 Division I GAMES:															
		3 N South Carolina	77 89			84 A Georgia	66 56								
		132 N Alabama	65 55			110 H Vanderbilt	71 63								
		3 A South Carolina	87 95			3 H South Carolina	63 75								
		6 H Mississippi St.	78 75			24 A Missouri	67 73								
		86 H Florida	67 48			118 H Ole Miss	89 57								
		171 A Arkansas	69 62			45 A Auburn	64 60								

Non-Div I Games:

Kentucky



Average RPI Win:	311	WON-LOST	WINNING	LAST 10	STRENGTH OF	OPP. STRENGTH	TEAM	ADJ.	CONF.	ADJ CONF.
Average RPI Loss:	227	RECORD	PCT. RANK	GAMES	SCHEDULE	OF SCHEDULE	RPI	RPI	RPI	RPI
DIV. I ONLY	6- 23	316	3- 7	309	344	336	336	31	31	
DIV. I NON-CONF.	1- 10	325	0- 1	182	311	332	332	32	32	
TOTALS	RPI 1-25	RPI 26-50	W-L RECORDS	RPI 51-100	RPI 101-150	RPI 150+				
6- 23	0- 1	0- 0	OVERALL	0- 0	0- 2	6- 20				
3- 11	0- 0	0- 0	HOME	0- 0	0- 1	3- 10				
3- 10	0- 1	0- 0	AWAY	0- 0	0- 0	3- 9				
0- 2	0- 0	0- 0	NEUTRAL	0- 0	0- 1	0- 1				
1- 10	0- 1	0- 0	NON-CONFERENCE	0- 0	0- 2	1- 7				
1- 4	0- 0	0- 0	HOME	0- 0	0- 1	1- 3				
0- 4	0- 1	0- 0	AWAY	0- 0	0- 0	0- 3				
0- 2	0- 0	0- 0	NEUTRAL	0- 0	0- 1	0- 1				
5- 13	0- 0	0- 0	CONFERENCE	0- 0	0- 0	5- 13				
2- 7	0- 0	0- 0	HOME	0- 0	0- 0	2- 7				
3- 6	0- 0	0- 0	AWAY	0- 0	0- 0	3- 6				
0- 0	0- 0	0- 0	NEUTRAL	0- 0	0- 0	0- 0				

RPI 1-25			RPI 26-50			RPI 51-100			RPI 101+ Team's RPI: 336		
RPI	S	Opponent	Score	RPI	S	RPI	S	Opponent	Score		
25	A	Ohio St.	54 113						135	H	Yale 44 75
									147	N	Milwaukee 50 88
									156	H	Army West Point 47 68
									189	A	Robert Morris 42 83
									189	H	Robert Morris 54 64
									192	H	George Mason 48 64
									193	A	Sacred Heart 48 66
									193	H	Sacred Heart 41 51
									195	A	Columbia 57 66
									198	A	Seton Hall 59 77
									208	H	UMBC 45 57
									242	A	Saint Francis (PA) 52 66
									242	H	Saint Francis (PA) 30 74
									261	A	Bryant 53 57
									261	H	Bryant 53 62
									262	H	Stony Brook 58 48
									274	A	Colgate 61 76
									291	A	Mt. St. Mary's 43 56
									291	H	Mt. St. Mary's 63 60
									306	A	Central Conn. St. 68 62
									306	H	Central Conn. St. 71 76
									320	N	NJIT 48 50
									324	A	St. Francis Brooklyn 62 58
									324	H	St. Francis Brooklyn 54 56
									339	A	Fairleigh Dickinson 46 64
									339	H	Fairleigh Dickinson 54 67
LAST 12 Division I GAMES:											
320	N	NJIT	48 50	339	H	Fairleigh Dickinson	54 67				
341	A	Wagner	63 58	189	H	Robert Morris	54 64				
291	A	Mt. St. Mary's	43 56	242	H	Saint Francis (PA)	30 74				
324	A	St. Francis Brooklyn	62 58	306	A	Central Conn. St.	68 62				
193	H	Sacred Heart	41 51	193	A	Sacred Heart	48 66				
261	A	Bryant	53 57	341	H	Wagner	69 64				

Non-Div I Games:

LIU Brooklyn

■ Loss, 
 ■ Non-Conf, 
 ■ S Site, 
 ■ H Home 
 ■ A Away 
 N Neutral



RPI	S	Opponent	Score	
341	A	Wagner	63	58
341	H	Wagner	69	64

L  
I  
U  
B  
r  
o  
o  
k  
l  
y  
n

L  
I  
U  
B  
r  
o  
o  
k  
l  
y  
n

LIU Brooklyn



Average RPI Win:	132	WON-LOST	WINNING	LAST 10	STRENGTH OF	OPP. STRENGTH	TEAM	ADJ.	CONF.	ADJ CONF.
Average RPI Loss:	30	RECORD	PCT. RANK	GAMES	SCHEDULE	OF SCHEDULE	RPI	RPI	RPI	RPI
DIV. I ONLY	20- 11	101	5- 5	32	13	36	36	2	2	
DIV. I NON-CONF.	11- 2	23	0- 0	80	21	35	35	2	2	
TOTALS	RPI 1-25	RPI 26-50	W-L RECORDS	RPI 51-100	RPI 101-150	RPI 150+				
20- 11	2- 8	2- 1	OVERALL	3- 1	6- 1	7- 0				
13- 3	2- 3	1- 0	HOME	3- 0	2- 0	5- 0				
3- 6	0- 0	0- 0	AWAY	0- 0	2- 0	1- 0				
4- 2	0- 2	1- 0	NEUTRAL	0- 0	2- 0	1- 0				
11- 2	0- 2	2- 0	NON-CONFERENCE	2- 0	2- 0	5- 0				
7- 1	0- 1	1- 0	HOME	2- 0	0- 0	4- 0				
1- 0	0- 0	0- 0	AWAY	0- 0	1- 0	0- 0				
3- 1	0- 1	1- 0	NEUTRAL	0- 0	1- 0	1- 0				
9- 9	2- 6	0- 1	CONFERENCE	1- 1	4- 1	2- 0				
6- 2	2- 2	0- 0	HOME	1- 0	2- 0	1- 0				
2- 6	0- 3	0- 1	AWAY	0- 1	1- 1	1- 0				
1- 1	0- 1	0- 0	NEUTRAL	0- 0	1- 0	0- 0				

RPI S	Opponent	Score	RPI S	Opponent	Score	RPI S	Opponent	Score	RPI S	Opponent	Score
1	H UConn	53 76	37	N North Carolina St.	59 58	73	H Tulane	69 51	110	A Vanderbilt	68 70
3	H South Carolina	61 84	45	A Auburn	49 54	84	A Georgia	65 70	110	H Vanderbilt	64 58
6	A Mississippi St.	48 74	46	H Little Rock	69 49	86	H Florida	78 67	118	A Ole Miss	62 51
6	N Mississippi St.	61 78				88	H Wake Forest	60 57	118	N Ole Miss	65 49
14	H Kentucky	42 55							119	N North Carolina	70 43
20	N Kansas St.	54 69							132	H Alabama	48 41
21	A Tennessee	58 77							145	A Louisiana Tech	77 73
23	A Texas A&M	52 54							161	H Rice	66 55
23	H Texas A&M	67 63							163	H TCU	67 61
24	H Missouri	80 71							171	A Arkansas	53 52
									171	H Arkansas	53 46
									211	H Alabama St.	93 40
									298	N UTEP	78 45
									340	H Sam Houston St.	89 41
LAST 12 Division I GAMES:											
6	N Mississippi St.	61 78	110	A Vanderbilt	68 70						
118	N Ole Miss	65 49	118	A Ole Miss	62 51						
110	H Vanderbilt	64 58	132	H Alabama	48 41						
45	A Auburn	49 54	21	A Tennessee	58 77						
84	A Georgia	65 70	171	H Arkansas	53 46						
23	H Texas A&M	67 63	23	A Texas A&M	52 54						

Non-Div I Games:

LSU



Average RPI Win: 235		WON-LOST	WINNING	LAST 10	STRENGTH OF	OPP. STRENGTH	TEAM	ADJ.	CONF.	ADJ CONF.
Average RPI Loss: 107		RECORD	PCT. RANK	GAMES	SCHEDULE	OF SCHEDULE	RPI	RPI	RPI	RPI
DIV. I ONLY		17- 13	130	5- 5	248	121	167	167	12	12
DIV. I NON-CONF.		7- 5	137	0- 0	207	174	156	156	12	12
TOTALS		RPI 1-25	RPI 26-50	W-L RECORDS	RPI 51-100	RPI 101-150	RPI 150+			
17- 13	0- 1		1- 1	OVERALL	1- 3	0- 7	15- 1			
8- 7	0- 0		0- 1	HOME	0- 2	0- 3	8- 1			
8- 5	0- 1		1- 0	AWAY	1- 1	0- 3	6- 0			
1- 1	0- 0		0- 0	NEUTRAL	0- 0	0- 1	1- 0			
7- 5	0- 1		0- 1	NON-CONFERENCE	1- 1	0- 1	6- 1			
4- 2	0- 0		0- 1	HOME	0- 0	0- 0	4- 1			
2- 3	0- 1		0- 0	AWAY	1- 1	0- 1	1- 0			
1- 0	0- 0		0- 0	NEUTRAL	0- 0	0- 0	1- 0			
10- 8	0- 0		1- 0	CONFERENCE	0- 2	0- 6	9- 0			
4- 5	0- 0		0- 0	HOME	0- 2	0- 3	4- 0			
6- 2	0- 0		1- 0	AWAY	0- 0	0- 2	5- 0			
0- 1	0- 0		0- 0	NEUTRAL	0- 0	0- 1	0- 0			

RPI 1-25				RPI 26-50				RPI 51-100				RPI 101+ Team's RPI: 167			
RPI	S	Opponent	Score	RPI	S	Opponent	Score	RPI	S	Opponent	Score	RPI	S	Opponent	Score
18	A	Temple	70 86	33	A	Dayton	54 51	52	H	George Washington	65 79	105	A	Rider	61 74
				43	H	Harvard	64 66	61	A	Penn	58 56	109	A	Saint Joseph's	58 67
								62	A	Villanova	49 52	109	H	Saint Joseph's	55 75
								95	H	Saint Louis	74 79	109	N	Saint Joseph's	48 66
												122	H	Fordham	61 66
												124	H	Duquesne	68 76
												144	A	VCU	56 61
												159	H	Fairfield	68 61
												190	H	American	63 59
												192	H	George Mason	59 57
												223	A	UNCW	64 48
												236	A	Richmond	63 58
												241	N	Miami (OH)	79 70
												247	A	St. Bonaventure	57 45
												247	H	St. Bonaventure	73 70
												278	A	Davidson	65 58
												301	H	Lafayette	49 56
												302	A	Rhode Island	58 49
												302	H	Rhode Island	70 51
												309	A	Massachusetts	57 52
												309	H	Massachusetts	68 64
												311	H	UMKC	64 59
												347	H	Delaware St.	78 38
LAST 12 Division I GAMES:															
				109	N	Saint Joseph's	48 66	247	A	St. Bonaventure	57 45				
				247	H	St. Bonaventure	73 70	52	H	George Washington	65 79				
				122	H	Fordham	61 66	302	A	Rhode Island	58 49				
				309	A	Massachusetts	57 52	192	H	George Mason	59 57				
				95	H	Saint Louis	74 79	309	H	Massachusetts	68 64				
				109	A	Saint Joseph's	58 67	278	A	Davidson	65 58				

Non-Div I Games:

La Salle

■ Loss, ■ Non-Conf, S Site, H Home A Away N Neutral



Average RPI Win:	270	WON-LOST	WINNING	LAST 10	STRENGTH OF	OPP. STRENGTH	TEAM	ADJ.	CONF.	ADJ CONF.
Average RPI Loss:	186	RECORD	PCT. RANK	GAMES	SCHEDULE	OF SCHEDULE	RPI	RPI	RPI	RPI
DIV. I ONLY	4- 23	329	2- 8	244	261	330	330	22	22	
DIV. I NON-CONF.	1- 8	314	0- 0	305	318	340	340	19	19	
TOTALS	RPI 1-25	RPI 26-50	W-L RECORDS	RPI 51-100	RPI 101-150	RPI 150+				
4- 23	0- 0	0- 2	OVERALL	0- 2	0- 3	4- 16				
3- 10	0- 0	0- 1	HOME	0- 1	0- 2	3- 6				
1- 13	0- 0	0- 1	AWAY	0- 1	0- 1	1- 10				
0- 0	0- 0	0- 0	NEUTRAL	0- 0	0- 0	0- 0				
1- 8	0- 0	0- 0	NON-CONFERENCE	0- 0	0- 2	1- 6				
0- 4	0- 0	0- 0	HOME	0- 0	0- 1	0- 3				
1- 4	0- 0	0- 0	AWAY	0- 0	0- 1	1- 3				
0- 0	0- 0	0- 0	NEUTRAL	0- 0	0- 0	0- 0				
3- 15	0- 0	0- 2	CONFERENCE	0- 2	0- 1	3- 10				
3- 6	0- 0	0- 1	HOME	0- 1	0- 1	3- 3				
0- 9	0- 0	0- 1	AWAY	0- 1	0- 0	0- 7				
0- 0	0- 0	0- 0	NEUTRAL	0- 0	0- 0	0- 0				

RPI S	Opponent	Score	RPI S	Opponent	Score	RPI S	Opponent	Score	RPI S	Opponent	Score	Team's RPI: 330
46	A Little Rock	34 78	46	H Little Rock	47 92	83	A UT Arlington	59 93	118	A Ole Miss	40 97	
						83	H UT Arlington	47 83	125	H Troy	67 94	
									145	H Louisiana Tech	53 73	
									153	A Louisiana	57 67	
									153	H Louisiana	59 65	
									161	H Rice	50 93	
									164	A Texas St.	50 63	
									164	H Texas St.	61 59	
									171	A Arkansas	46 92	
									209	H Grambling	54 59	
									224	A Appalachian St.	61 79	
									231	A Ga. Southern	65 76	
									231	H Ga. Southern	44 65	
									245	A Coastal Caro.	48 75	
									252	H South Ala.	44 74	
									255	A Georgia St.	35 87	
									255	H Georgia St.	72 63	
									288	H McNeese	52 78	
									290	A Nicholls St.	54 73	
									293	A Northwestern St.	65 67	
									322	A Arkansas St.	56 71	
									322	H Arkansas St.	59 51	
									338	A Houston Baptist	77 65	
LAST 12 Division I GAMES:												
164	H Texas St.	61 59	125	H Troy	67 94							
83	H UT Arlington	47 83	231	A Ga. Southern	65 76							
224	A Appalachian St.	61 79	255	A Georgia St.	35 87							
245	A Coastal Caro.	48 75	322	H Arkansas St.	59 51							
153	H Louisiana	59 65	46	H Little Rock	47 92							
252	H South Ala.	44 74	83	A UT Arlington	59 93							

Non-Div I Games: Centenary (LA) 83 39 LSU-Alexandria 73 61

La.-Monroe

Loss, Non-Conf, S Site, H Home A Away N Neutral



Average RPI Win:	269	WON-LOST	WINNING	LAST 10	STRENGTH OF	OPP. STRENGTH	TEAM	ADJ.	CONF.	ADJ CONF.
Average RPI Loss:	167	RECORD	PCT. RANK	GAMES	SCHEDULE	OF SCHEDULE	RPI	RPI	RPI	RPI
DIV. I ONLY	4- 27	336	3- 7	114	262	301	301	23	23	
DIV. I NON-CONF.	1- 11	330	0- 0	27	157	223	223	25	25	
TOTALS	RPI 1-25	RPI 26-50	W-L RECORDS	RPI 51-100	RPI 101-150	RPI 150+				
4- 27	0- 1	0- 0	OVERALL	0- 6	0- 5	4- 15				
1- 11	0- 0	0- 0	HOME	0- 3	0- 1	1- 7				
3- 13	0- 1	0- 0	AWAY	0- 2	0- 4	3- 6				
0- 3	0- 0	0- 0	NEUTRAL	0- 1	0- 0	0- 2				
1- 11	0- 1	0- 0	NON-CONFERENCE	0- 4	0- 3	1- 3				
0- 3	0- 0	0- 0	HOME	0- 2	0- 0	0- 1				
1- 5	0- 1	0- 0	AWAY	0- 1	0- 3	1- 0				
0- 3	0- 0	0- 0	NEUTRAL	0- 1	0- 0	0- 2				
3- 16	0- 0	0- 0	CONFERENCE	0- 2	0- 2	3- 12				
1- 8	0- 0	0- 0	HOME	0- 1	0- 1	1- 6				
2- 8	0- 0	0- 0	AWAY	0- 1	0- 1	2- 6				
0- 0	0- 0	0- 0	NEUTRAL	0- 0	0- 0	0- 0				

RPI 1-25				RPI 26-50				RPI 51-100				RPI 101+ Team's RPI: 301			
RPI	S	Opponent	Score	RPI	S	Opponent	Score	RPI	S	Opponent	Score	RPI	S	Opponent	Score
11	A	Louisville	48 92					61	H	Penn	47 64	105	A	Rider	58 76
								63	N	Chattanooga	43 68	115	A	Princeton	27 65
								64	A	St. John's (NY)	46 64	124	A	Duquesne	52 67
								70	A	Bucknell	61 78	129	A	Navy	41 76
								70	H	Bucknell	65 79	129	H	Navy	65 68
								79	H	Drexel	39 81	156	A	Army West Point	73 76
												156	H	Army West Point	55 63
												167	A	La Salle	56 49
												169	N	Hampton	55 58
												189	H	Robert Morris	51 62
												190	A	American	45 75
												190	H	American	52 76
												218	A	Boston U.	50 68
												218	H	Boston U.	58 75
												258	N	Bowling Green	42 69
												271	A	Loyola Maryland	47 75
												271	H	Loyola Maryland	55 60
												274	A	Colgate	69 76
												274	H	Colgate	90 85
												305	A	Lehigh	60 69
												305	H	Lehigh	53 56
												318	A	Holy Cross	85 70
												318	A	Holy Cross	58 54
												318	H	Holy Cross	61 67
LAST 12 Division I GAMES:															
318	A	Holy Cross	58 54	129	H	Navy	65 68	318	A	Holy Cross	85 70	318	A	Holy Cross	58 54
70	A	Bucknell	61 78	218	H	Boston U.	58 75	156	H	Army West Point	55 63	318	H	Holy Cross	61 67
274	H	Colgate	90 85	271	A	Loyola Maryland	47 75	305	H	Lehigh	53 56				
70	H	Bucknell	65 79												
305	A	Lehigh	60 69												
190	A	American	45 75												

Non-Div I Games:

Lafayette

■ Loss, 
■ Non-Conf, 
■ S Site, 
■ H Home 
■ A Away 
N Neutral



Average RPI Win:	286	WON-LOST	WINNING	LAST 10	STRENGTH OF	OPP. STRENGTH	TEAM	ADJ.	CONF.	ADJ CONF.
Average RPI Loss:	93	RECORD	PCT. RANK	GAMES	SCHEDULE	OF SCHEDULE	RPI	RPI	RPI	RPI
DIV. I ONLY	18- 6	42	9- 1	334	243	133	133	27	27	
DIV. I NON-CONF.	3- 3	165	0- 0	215	3	132	132	27	27	
TOTALS	RPI 1-25	RPI 26-50	W-L RECORDS	RPI 51-100	RPI 101-150	RPI 150+				
18- 6	0- 2	0- 1	OVERALL	1- 1	0- 1	17- 1				
11- 0	0- 0	0- 0	HOME	0- 0	0- 0	11- 0				
7- 6	0- 2	0- 1	AWAY	1- 1	0- 1	6- 1				
0- 0	0- 0	0- 0	NEUTRAL	0- 0	0- 0	0- 0				
3- 3	0- 2	0- 1	NON-CONFERENCE	0- 0	0- 0	3- 0				
2- 0	0- 0	0- 0	HOME	0- 0	0- 0	2- 0				
1- 3	0- 2	0- 1	AWAY	0- 0	0- 0	1- 0				
0- 0	0- 0	0- 0	NEUTRAL	0- 0	0- 0	0- 0				
15- 3	0- 0	0- 0	CONFERENCE	1- 1	0- 1	14- 1				
9- 0	0- 0	0- 0	HOME	0- 0	0- 0	9- 0				
6- 3	0- 0	0- 0	AWAY	1- 1	0- 1	5- 1				
0- 0	0- 0	0- 0	NEUTRAL	0- 0	0- 0	0- 0				

RPI 1-25				RPI 26-50				RPI 51-100				RPI 101+ Team's RPI: 133			
RPI	S	Opponent	Score	RPI	S	Opponent	Score	RPI	S	Opponent	Score	RPI	S	Opponent	Score
4	A	Oregon St.	56 88	35	A	Oregon	67 84	98	A	Central Ark.	70 56	107	A	Abilene Christian	59 77
20	A	Kansas St.	43 68					99	A	SFA	66 74	220	A	New Orleans	66 55
												220	H	New Orleans	73 42
												253	A	Canisius	65 51
												287	A	A&M-Corpus Christi	74 63
												287	H	A&M-Corpus Christi	65 49
												288	A	McNeese	83 67
												288	H	McNeese	79 57
												289	H	Northern Ariz.	75 60
												290	A	Nicholls St.	67 78
												290	H	Nicholls St.	81 77
												293	H	Northwestern St.	73 60
												323	H	Loyola Chicago	76 50
												329	H	Southeastern La.	86 68
												332	H	Incarinate Word	83 54
												338	A	Houston Baptist	81 53
												338	H	Houston Baptist	74 22
												340	A	Sam Houston St.	70 44
												340	H	Sam Houston St.	84 51
LAST 12 Division I GAMES:															
288	A	McNeese	83 67	340	H	Sam Houston St.	84 51								
290	H	Nicholls St.	81 77	288	H	McNeese	79 57								
338	H	Houston Baptist	74 22	220	A	New Orleans	66 55								
287	A	A&M-Corpus Christi	74 63	293	H	Northwestern St.	73 60								
338	A	Houston Baptist	81 53	287	H	A&M-Corpus Christi	65 49								
99	A	SFA	66 74	290	A	Nicholls St.	67 78								

Non-Div I Games: St. Thomas (TX) 95 49 Louisiana Col. 94 55 Howard Payne 93 56 Southwestern (TX) 87 41

Lamar University

Loss, Non-Conf, S Site, H Home A Away N Neutral



Average RPI Win: <b>291</b>	WON-LOST	WINNING	LAST 10	STRENGTH OF	OPP. STRENGTH	TEAM	ADJ.	CONF.	ADJ CONF.
Average RPI Loss: <b>175</b>	RECORD	PCT. RANK	GAMES	SCHEDULE	OF SCHEDULE	RPI	RPI	RPI	RPI
DIV. I ONLY	9- 20	272	4- 6	259	299	305	305	23	23
DIV. I NON-CONF.	4- 6	209	0- 0	216	324	258	258	25	25
TOTALS	RPI 1-25	RPI 26-50	W-L RECORDS	RPI 51-100	RPI 101-150	RPI 150+			
9- 20	0- 0	0- 0	OVERALL	0- 4	0- 4	9- 12			
7- 8	0- 0	0- 0	HOME	0- 1	0- 2	7- 5			
2- 12	0- 0	0- 0	AWAY	0- 3	0- 2	2- 7			
0- 0	0- 0	0- 0	NEUTRAL	0- 0	0- 0	0- 0			
4- 6	0- 0	0- 0	NON-CONFERENCE	0- 2	0- 2	4- 2			
3- 3	0- 0	0- 0	HOME	0- 0	0- 1	3- 2			
1- 3	0- 0	0- 0	AWAY	0- 2	0- 1	1- 0			
0- 0	0- 0	0- 0	NEUTRAL	0- 0	0- 0	0- 0			
5- 14	0- 0	0- 0	CONFERENCE	0- 2	0- 2	5- 10			
4- 5	0- 0	0- 0	HOME	0- 1	0- 1	4- 3			
1- 9	0- 0	0- 0	AWAY	0- 1	0- 1	1- 7			
0- 0	0- 0	0- 0	NEUTRAL	0- 0	0- 0	0- 0			

RPI S	Opponent	Score	RPI S	Opponent	Score	RPI S	Opponent	Score	RPI S	Opponent	Score	Team's RPI: 305
						53	A California	63 96	105	H Rider	68 75	
						62	A Villanova	37 59	124	A Duquesne	49 63	
						70	A Bucknell	54 73	129	A Navy	44 79	
						70	H Bucknell	58 77	129	H Navy	64 66	
									156	A Army West Point	52 70	
									156	H Army West Point	71 75	
									190	A American	51 68	
									190	H American	58 70	
									193	H Sacred Heart	68 62	
									215	H Monmouth	62 73	
									218	A Boston U.	50 64	
									218	H Boston U.	64 69	
									271	A Loyola Maryland	50 78	
									271	A Loyola Maryland	58 62	
									271	H Loyola Maryland	86 69	
									273	H Norfolk St.	57 81	
									274	A Colgate	70 75	
									274	H Colgate	83 74	
									291	A Mt. St. Mary's	74 57	
									301	A Lafayette	56 53	
									301	H Lafayette	69 60	
									318	A Holy Cross	47 65	
									318	H Holy Cross	80 64	
									320	H NJIT	84 52	
									347	H Delaware St.	91 80	
LAST 12 Division I GAMES:												
			271	A Loyola Maryland	50 78		318	H Holy Cross	80 64			
			274	H Colgate	83 74		70	A Bucknell	54 73			
			156	A Army West Point	52 70		190	H American	58 70			
			274	A Colgate	70 75		271	H Loyola Maryland	86 69			
			301	H Lafayette	69 60		218	A Boston U.	50 64			
			129	A Navy	44 79		301	A Lafayette	56 53			

Non-Div I Games: East Stroudsburg 78 72

Lehigh

■ Loss, 
 ■ Non-Conf, 
 ■ S Site, 
 ■ H Home 
 ■ A Away 
 N Neutral



## Liberty

Through Games Of March 5, 2017

Average RPI Win:	262	WON-LOST	WINNING	LAST 10	STRENGTH OF	OPP. STRENGTH	TEAM	ADJ.	CONF.	ADJ CONF.
Average RPI Loss:	176	RECORD	PCT. RANK	GAMES	SCHEDULE	OF SCHEDULE	RPI	RPI	RPI	RPI
DIV. I ONLY	12- 16	216	7- 3	189	312	227	227	28	28	
DIV. I NON-CONF.	0- 10	335	0- 0	54	195	303	303	28	28	
TOTALS	RPI 1-25	RPI 26-50	W-L RECORDS	RPI 51-100	RPI 101-150	RPI 150+				
12- 16	0- 1	0- 2	OVERALL	0- 1	1- 2	11- 10				
8- 4	0- 1	0- 1	HOME	0- 0	1- 0	7- 2				
4- 8	0- 0	0- 0	AWAY	0- 0	0- 2	4- 6				
0- 4	0- 0	0- 1	NEUTRAL	0- 1	0- 0	0- 2				
0- 10	0- 1	0- 2	NON-CONFERENCE	0- 1	0- 1	0- 5				
0- 3	0- 1	0- 1	HOME	0- 0	0- 0	0- 1				
0- 3	0- 0	0- 0	AWAY	0- 0	0- 1	0- 2				
0- 4	0- 0	0- 1	NEUTRAL	0- 1	0- 0	0- 2				
12- 6	0- 0	0- 0	CONFERENCE	0- 0	1- 1	11- 5				
8- 1	0- 0	0- 0	HOME	0- 0	1- 0	7- 1				
4- 5	0- 0	0- 0	AWAY	0- 0	0- 1	4- 4				
0- 0	0- 0	0- 0	NEUTRAL	0- 0	0- 0	0- 0				

RPI 1-25				RPI 26-50				RPI 51-100				RPI 101+ Team's RPI: 227			
RPI	S	Opponent	Score	RPI	S	Opponent	Score	RPI	S	Opponent	Score	RPI	S	Opponent	Score
8	H	Duke	38 98	33	N	Dayton	53 82	98	N	Central Ark.	41 61	128	A	Radford	68 76
				41	H	James Madison	48 62					128	H	Radford	49 48
												129	A	Navy	66 67
												178	A	UTSA	64 80
												187	A	Campbell	58 52
												187	H	Campbell	57 47
												208	N	UMBC	51 62
												221	A	High Point	69 78
												221	H	High Point	81 74
												224	H	Appalachian St.	57 66
												229	A	Presbyterian	55 56
												229	H	Presbyterian	68 60
												236	N	Richmond	54 63
												240	A	UNC Asheville	54 64
												240	H	UNC Asheville	53 57
												256	A	Charleston So.	81 72
												256	H	Charleston So.	67 56
												292	A	Valparaiso	68 70
												313	A	Gardner-Webb	82 84
												313	H	Gardner-Webb	66 63
												342	A	Winthrop	78 63
												342	H	Winthrop	80 51
												344	A	Longwood	71 38
												344	H	Longwood	92 47
LAST 12 Division I GAMES:															
187	H	Campbell	57 47	229	A	Presbyterian	55 56								
240	H	UNC Asheville	53 57	128	H	Radford	49 48								
342	A	Winthrop	78 63	313	H	Gardner-Webb	66 63								
344	A	Longwood	71 38	187	A	Campbell	58 52								
256	H	Charleston So.	67 56	342	H	Winthrop	80 51								
221	A	High Point	69 78	128	A	Radford	68 76								

Non-Div I Games: West Liberty 64 38

Liberty

■ Loss, 
 ■ Non-Conf, 
 ■ S Site, 
 ■ H Home 
 ■ A Away 
 N Neutral



Average RPI Win: <b>261</b>	WON-LOST	WINNING	LAST 10	STRENGTH OF	OPP. STRENGTH	TEAM	ADJ.	CONF.	ADJ CONF.
Average RPI Loss: <b>177</b>	RECORD	PCT. RANK	GAMES	SCHEDULE	OF SCHEDULE	RPI	RPI	RPI	RPI
DIV. I ONLY	5- 24	324	2- 8	111	300	297	297	25	25
DIV. I NON-CONF.	2- 12	310	0- 0	79	315	266	266	24	24
TOTALS	RPI 1-25	RPI 26-50	W-L RECORDS	RPI 51-100	RPI 101-150	RPI 150+			
5- 24	0- 0	0- 1	OVERALL	0- 5	1- 7	4- 11			
3- 9	0- 0	0- 0	HOME	0- 2	0- 3	3- 4			
2- 15	0- 0	0- 0	AWAY	0- 2	1- 0	1- 1			
0- 0	0- 0	0- 0	NEUTRAL	0- 0	0- 0	0- 0			
2- 12	0- 0	0- 1	NON-CONFERENCE	0- 2	1- 3	1- 6			
1- 4	0- 0	0- 0	HOME	0- 1	0- 1	1- 2			
1- 8	0- 0	0- 1	AWAY	0- 1	1- 2	0- 4			
0- 0	0- 0	0- 0	NEUTRAL	0- 0	0- 0	0- 0			
3- 12	0- 0	0- 0	CONFERENCE	0- 3	0- 4	3- 5			
2- 5	0- 0	0- 0	HOME	0- 1	0- 2	2- 2			
1- 7	0- 0	0- 0	AWAY	0- 2	0- 2	1- 3			
0- 0	0- 0	0- 0	NEUTRAL	0- 0	0- 0	0- 0			

RPI S	Opponent	Score	RPI S	Opponent	Score	RPI S	Opponent	Score	RPI S	Opponent	Score	Team's RPI: 297
40	A Western Ky.	35 87	57	A Belmont	62 100	102	A Stetson	60 66				
			95	H Saint Louis	38 83	102	H Stetson	66 91				
			97	A Jacksonville	60 84	104	A FGCU	50 98				
			97	A Jacksonville	64 91	104	H FGCU	63 90				
			97	H Jacksonville	67 73	115	H Princeton	43 71				
						117	A Ball St.	78 74				
						118	A Ole Miss	49 76				
						132	A Alabama	35 82				
						180	A Morehead St.	53 73				
						254	H Tennessee St.	71 77				
						256	H Charleston So.	52 67				
						264	A Murray St.	59 79				
						268	A Southeast Mo. St.	63 79				
						271	A Loyola Maryland	30 74				
						275	A Kennesaw St.	69 96				
						275	H Kennesaw St.	55 70				
						282	H Tennessee Tech	71 69				
						295	A North Florida	60 58				
						295	H North Florida	66 62				
						316	A USC Upstate	75 89				
						316	H USC Upstate	84 77				
						320	A NJIT	68 76				
						320	H NJIT	53 76				
LAST 12 Division I GAMES:												
97	A Jacksonville	64 91	316	A USC Upstate	75 89							
275	A Kennesaw St.	69 96	320	H NJIT	53 76							
295	H North Florida	66 62	316	H USC Upstate	84 77							
97	H Jacksonville	67 73	320	A NJIT	68 76							
104	A FGCU	50 98	97	A Jacksonville	60 84							
102	A Stetson	60 66	295	A North Florida	60 58							

Non-Div I Games: Anderson (SC) 66 59

Lipscomb

Loss, Non-Conf, S Site, H Home A Away N Neutral



Little Rock

Through Games Of March 5, 2017

Average RPI Win:	208	WON-LOST	WINNING	LAST 10	STRENGTH OF	OPP. STRENGTH	TEAM	ADJ.	CONF.	ADJ CONF.
Average RPI Loss:	57	RECORD	PCT. RANK	GAMES	SCHEDULE	OF SCHEDULE	RPI	RPI	RPI	RPI
DIV. I ONLY	23- 7	36	8- 2	127	136	46	46	22	22	
DIV. I NON-CONF.	6- 6	165	0- 1	28	11	61	61	19	19	
TOTALS	RPI 1-25	RPI 26-50	W-L RECORDS	RPI 51-100	RPI 101-150	RPI 150+				
23- 7	0- 3	0- 2	OVERALL	2- 0	3- 1	18- 1				
12- 2	0- 2	0- 0	HOME	1- 0	1- 0	10- 0				
11- 5	0- 1	0- 2	AWAY	1- 0	2- 1	8- 1				
0- 0	0- 0	0- 0	NEUTRAL	0- 0	0- 0	0- 0				
6- 6	0- 3	0- 2	NON-CONFERENCE	1- 0	1- 1	4- 0				
3- 2	0- 2	0- 0	HOME	1- 0	0- 0	2- 0				
3- 4	0- 1	0- 2	AWAY	0- 0	1- 1	2- 0				
0- 0	0- 0	0- 0	NEUTRAL	0- 0	0- 0	0- 0				
17- 1	0- 0	0- 0	CONFERENCE	1- 0	2- 0	14- 1				
9- 0	0- 0	0- 0	HOME	0- 0	1- 0	8- 0				
8- 1	0- 0	0- 0	AWAY	1- 0	1- 0	6- 1				
0- 0	0- 0	0- 0	NEUTRAL	0- 0	0- 0	0- 0				

RPI 1-25			RPI 26-50			Team's RPI: 46	RPI 51-100			RPI 101+		
RPI	S	Opponent	Score	RPI	S	Opponent	Score	RPI	S	Opponent	Score	
6	H	Mississippi St.	44 58	28	A	Green Bay	31 57	83	A	UT Arlington	58 49	122 A Fordham 43 65
19	A	Oklahoma	58 68	36	A	LSU	49 69	95	H	Saint Louis	56 43	125 A Troy 74 63
23	H	Texas A&M	37 55									125 H Troy 77 74
												141 A Tulsa 63 58
												153 A Louisiana 82 64
												153 H Louisiana 64 60
												154 A Missouri St. 58 47
												155 H Oral Roberts 56 50
												162 A Memphis 54 44
												164 A Texas St. 47 64
												196 H North Texas 55 44
												224 A Appalachian St. 77 69
												224 H Appalachian St. 67 55
												231 H Ga. Southern 57 41
												245 A Coastal Caro. 74 66
												245 H Coastal Caro. 79 47
												252 A South Ala. 50 44
												252 H South Ala. 71 54
												255 H Georgia St. 52 45
												322 A Arkansas St. 60 35
												322 H Arkansas St. 73 59
												330 A La.-Monroe 92 47
												330 H La.-Monroe 78 34
LAST 12 Division I GAMES:												
122	A	Fordham	43 65	164	A	Texas St.	47 64	83	A	UT Arlington	58 49	
125	A	Troy	74 63	245	H	Coastal Caro.	79 47	224	H	Appalachian St.	67 55	
252	A	South Ala.	50 44	153	A	Louisiana	82 64	153	A	Louisiana	82 64	
255	H	Georgia St.	52 45	330	A	La.-Monroe	92 47					
231	H	Ga. Southern	57 41									
322	A	Arkansas St.	60 35									

Non-Div I Games:

Little Rock

Loss, Non-Conf, S Site, H Home A Away N Neutral



Average RPI Win:	220	WON-LOST	WINNING	LAST 10	STRENGTH OF	OPP. STRENGTH	TEAM	ADJ.	CONF.	ADJ CONF.
Average RPI Loss:	134	RECORD	PCT. RANK	GAMES	SCHEDULE	OF SCHEDULE	RPI	RPI	RPI	RPI
DIV. I ONLY	20- 10	86	7- 3	225	181	123	123	24	24	
DIV. I NON-CONF.	8- 6	141	0- 0	145	70	112	112	23	23	
TOTALS	RPI 1-25	RPI 26-50	W-L RECORDS	RPI 51-100	RPI 101-150	RPI 150+				
20- 10	0- 1	1- 1	OVERALL	2- 3	0- 1	17- 4				
11- 1	0- 1	0- 0	HOME	1- 0	0- 0	10- 0				
7- 6	0- 0	0- 0	AWAY	1- 1	0- 1	6- 4				
2- 3	0- 0	1- 1	NEUTRAL	0- 2	0- 0	1- 0				
8- 6	0- 1	1- 1	NON-CONFERENCE	0- 3	0- 1	7- 0				
3- 1	0- 1	0- 0	HOME	0- 0	0- 0	3- 0				
3- 2	0- 0	0- 0	AWAY	0- 1	0- 1	3- 0				
2- 3	0- 0	1- 1	NEUTRAL	0- 2	0- 0	1- 0				
12- 4	0- 0	0- 0	CONFERENCE	2- 0	0- 0	10- 4				
8- 0	0- 0	0- 0	HOME	1- 0	0- 0	7- 0				
4- 4	0- 0	0- 0	AWAY	1- 0	0- 0	3- 4				
0- 0	0- 0	0- 0	NEUTRAL	0- 0	0- 0	0- 0				

RPI 1-25				RPI 26-50				RPI 51-100				RPI 101+ Team's RPI: 123			
RPI	S	Opponent	Score	RPI	S	Opponent	Score	RPI	S	Opponent	Score	RPI	S	Opponent	Score
8	H	Duke	46 83	29	N	South Fla.	73 68	71	A	UC Davis	64 51	138	A	San Francisco	71 73
				39	N	Quinnipiac	60 63	71	H	UC Davis	64 62	157	A	CSUN	56 63
								80	N	Oklahoma St.	57 63	157	H	CSUN	63 60
								86	N	Florida	53 83	173	H	Houston	65 55
								90	A	Southern California	74 82	179	A	UC Riverside	73 66
												179	H	UC Riverside	55 51
												195	H	Columbia	73 60
												201	A	Loyola Marymount	81 78
												218	N	Boston U.	61 48
												232	A	UC Santa Barbara	60 65
												232	H	UC Santa Barbara	59 45
												244	H	Pacific	66 58
												248	A	Hawaii	63 66
												248	H	Hawaii	68 57
												265	A	Cal Poly	67 69
												265	H	Cal Poly	83 80
												281	A	Nevada	97 93
												311	A	Pepperdine	44 41
												327	A	UC Irvine	68 63
												327	H	UC Irvine	87 74
												346	A	Cal St. Fullerton	65 48
												346	H	Cal St. Fullerton	84 55
LAST 12 Division I GAMES:															
248	A	Hawaii	63 66	346	H	Cal St. Fullerton	84 55								
157	H	CSUN	63 60	327	A	UC Irvine	68 63								
327	H	UC Irvine	87 74	157	A	CSUN	56 63								
179	A	UC Riverside	73 66	179	H	UC Riverside	55 51								
232	H	UC Santa Barbara	59 45	346	A	Cal St. Fullerton	65 48								
265	A	Cal Poly	67 69	71	H	UC Davis	64 62								

Non-Div I Games: Biola 76 48

Long Beach St.

■ Loss, 
 ■ Non-Conf, 
 ■ S Site, 
 ■ Home 
 ■ A Away 
 N Neutral



Average RPI Win:	344	WON-LOST	WINNING	LAST 10	STRENGTH OF	OPP. STRENGTH	TEAM	ADJ.	CONF.	ADJ CONF.
Average RPI Loss:	208	RECORD	PCT. RANK	GAMES	SCHEDULE	OF SCHEDULE	RPI	RPI	RPI	RPI
DIV. I ONLY	3- 24	338	1- 9	302	323	344	344	28	28	
DIV. I NON-CONF.	2- 7	284	0- 0	225	303	289	289	28	28	
TOTALS	RPI 1-25	RPI 26-50	W-L RECORDS	RPI 51-100	RPI 101-150	RPI 150+				
3- 24	0- 1	0- 2	OVERALL	0- 0	0- 3	3- 18				
2- 9	0- 0	0- 0	HOME	0- 0	0- 1	2- 8				
1- 15	0- 0	0- 1	AWAY	0- 0	0- 1	1- 4				
0- 0	0- 0	0- 0	NEUTRAL	0- 0	0- 0	0- 0				
2- 7	0- 1	0- 2	NON-CONFERENCE	0- 0	0- 1	2- 3				
1- 1	0- 0	0- 0	HOME	0- 0	0- 0	1- 1				
1- 6	0- 1	0- 2	AWAY	0- 0	0- 1	1- 2				
0- 0	0- 0	0- 0	NEUTRAL	0- 0	0- 0	0- 0				
1- 17	0- 0	0- 0	CONFERENCE	0- 0	0- 2	1- 15				
1- 8	0- 0	0- 0	HOME	0- 0	0- 1	1- 7				
0- 9	0- 0	0- 0	AWAY	0- 0	0- 1	0- 8				
0- 0	0- 0	0- 0	NEUTRAL	0- 0	0- 0	0- 0				

RPI 1-25				RPI 26-50				RPI 51-100				RPI 101+ Team's RPI: 344			
RPI	S	Opponent	Score	RPI	S	Opponent	Score	RPI	S	Opponent	Score	RPI	S	Opponent	Score
8	A	Duke	48 105	32	A	Marquette	37 87					113	A	Charlotte	41 66
				47	A	West Virginia	40 107					128	A	Radford	55 73
												128	H	Radford	34 74
												187	A	Campbell	50 74
												187	H	Campbell	54 66
												221	A	High Point	60 81
												221	H	High Point	49 80
												227	A	Liberty	47 92
												227	H	Liberty	38 71
												229	A	Presbyterian	55 65
												229	H	Presbyterian	62 63
												240	A	UNC Asheville	53 84
												240	H	UNC Asheville	53 80
												243	A	Marshall	50 70
												256	A	Charleston So.	63 71
												256	H	Charleston So.	47 62
												273	H	Norfolk St.	56 85
												313	A	Gardner-Webb	55 89
												313	H	Gardner-Webb	43 77
												339	A	Fairleigh Dickinson	59 75
												342	A	Winthrop	72 78
												342	H	Winthrop	83 78
												343	A	UMass Lowell	72 59
												347	H	Delaware St.	88 77
LAST 12 Division I GAMES:															
229	H	Presbyterian	62 63	342	H	Winthrop	83 78								
221	A	High Point	60 81	313	A	Gardner-Webb	55 89								
256	A	Charleston So.	63 71	187	A	Campbell	50 74								
227	H	Liberty	38 71	221	H	High Point	49 80								
240	A	UNC Asheville	53 84	256	H	Charleston So.	47 62								
128	H	Radford	34 74	342	A	Winthrop	72 78								

Non-Div I Games: West Va. Tech 58 76 Milligan 71 47

Longwood

Loss, Non-Conf, S Site, H Home A Away N Neutral



Average RPI Win: 256		WON-LOST	WINNING	LAST 10	STRENGTH OF	OPP. STRENGTH	TEAM	ADJ.	CONF.	ADJ CONF.
Average RPI Loss: 119		RECORD	PCT. RANK	GAMES	SCHEDULE	OF SCHEDULE	RPI	RPI	RPI	RPI
DIV. I ONLY		15- 10	112	6- 4	222	227	153	153	22	22
DIV. I NON-CONF.		4- 3	141	0- 0	176	172	155	155	19	19
TOTALS		RPI 1-25	RPI 26-50	W-L RECORDS	RPI 51-100	RPI 101-150	RPI 150+			
15- 10	0- 1		0- 2	OVERALL	0- 2	2- 1	13- 4			
9- 3	0- 0		0- 1	HOME	0- 1	2- 0	7- 1			
5- 6	0- 0		0- 1	AWAY	0- 0	0- 1	5- 1			
1- 1	0- 1		0- 0	NEUTRAL	0- 0	0- 0	1- 0			
4- 3	0- 1		0- 0	NON-CONFERENCE	0- 0	1- 1	3- 1			
2- 1	0- 0		0- 0	HOME	0- 0	1- 0	1- 1			
1- 1	0- 0		0- 0	AWAY	0- 0	0- 1	1- 0			
1- 1	0- 1		0- 0	NEUTRAL	0- 0	0- 0	1- 0			
11- 7	0- 0		0- 2	CONFERENCE	0- 2	1- 0	10- 3			
7- 2	0- 0		0- 1	HOME	0- 1	1- 0	6- 0			
4- 5	0- 0		0- 1	AWAY	0- 1	0- 0	4- 3			
0- 0	0- 0		0- 0	NEUTRAL	0- 0	0- 0	0- 0			

RPI 1-25				RPI 26-50				RPI 51-100				RPI 101+				Team's RPI: 153	
RPI	S	Opponent	Score	RPI	S	Opponent	Score	RPI	S	Opponent	Score	RPI	S	Opponent	Score		
2	N	Notre Dame	51 91	46	A	Little Rock	60 64	83	A	UT Arlington	66 79	120	A	Southern Miss.	49 71		
				46	H	Little Rock	64 82	83	H	UT Arlington	76 79	125	H	Troy	80 72		
												145	H	Louisiana Tech	80 72		
												164	A	Texas St.	40 62		
												164	H	Texas St.	62 43		
												173	H	Houston	64 69		
												224	A	Appalachian St.	68 58		
												231	A	Ga. Southern	60 63		
												231	H	Ga. Southern	79 52		
												245	A	Coastal Caro.	68 71		
												252	H	South Ala.	62 38		
												255	A	Georgia St.	70 64		
												255	H	Georgia St.	72 65		
												268	N	Southeast Mo. St.	82 78		
												288	A	McNeese	77 70		
												322	A	Arkansas St.	80 72		
												322	H	Arkansas St.	72 60		
												329	H	Southeastern La.	86 77		
												330	A	La.-Monroe	65 59		
												330	H	La.-Monroe	67 57		
LAST 12 Division I GAMES:																	
				83	H	UT Arlington	76 79	252	H	South Ala.	62 38						
				164	H	Texas St.	62 43	255	A	Georgia St.	70 64						
				245	A	Coastal Caro.	68 71	231	A	Ga. Southern	60 63						
				224	A	Appalachian St.	68 58	46	H	Little Rock	64 82						
				330	A	La.-Monroe	65 59	322	H	Arkansas St.	72 60						
				125	H	Troy	80 72	164	A	Texas St.	40 62						

Non-Div I Games:	Xavier (LA)	74	55	Southern-N.O.	87	57
------------------	-------------	----	----	---------------	----	----

Louisiana

Loss, Non-Conf, S Site, H Home A Away N Neutral



Average RPI Win:	225	WON-LOST	WINNING	LAST 10	STRENGTH OF	OPP. STRENGTH	TEAM	ADJ.	CONF.	ADJ CONF.
Average RPI Loss:	121	RECORD	PCT. RANK	GAMES	SCHEDULE	OF SCHEDULE	RPI	RPI	RPI	RPI
DIV. I ONLY	16- 12	124	7- 3	177	157	145	145	14	14	
DIV. I NON-CONF.	4- 6	209	0- 0	189	188	213	213	16	16	
TOTALS	RPI 1-25	RPI 26-50	W-L RECORDS	RPI 51-100	RPI 101-150	RPI 150+				
16- 12	0- 0	0- 3	OVERALL	0- 2	2- 3	14- 4				
9- 5	0- 0	0- 2	HOME	0- 2	2- 1	7- 0				
7- 7	0- 0	0- 1	AWAY	0- 0	0- 2	7- 4				
0- 0	0- 0	0- 0	NEUTRAL	0- 0	0- 0	0- 0				
4- 6	0- 0	0- 2	NON-CONFERENCE	0- 1	0- 1	4- 2				
2- 3	0- 0	0- 2	HOME	0- 1	0- 0	2- 0				
2- 3	0- 0	0- 0	AWAY	0- 0	0- 1	2- 2				
0- 0	0- 0	0- 0	NEUTRAL	0- 0	0- 0	0- 0				
12- 6	0- 0	0- 1	CONFERENCE	0- 1	2- 2	10- 2				
7- 2	0- 0	0- 0	HOME	0- 1	2- 1	5- 0				
5- 4	0- 0	0- 1	AWAY	0- 0	0- 1	5- 2				
0- 0	0- 0	0- 0	NEUTRAL	0- 0	0- 0	0- 0				

RPI S	Opponent	Score	RPI S	Opponent	Score	RPI S	Opponent	Score	RPI S	Opponent	Score	Team's RPI: 145
36	H LSU	73 77	81	H Middle Tenn.	65 79	111	A Clemson	67 78				
40	A Western Ky.	58 67	99	H SFA	58 60	113	H Charlotte	80 54				
45	H Auburn	66 76				120	A Southern Miss.	63 72				
						120	H Southern Miss.	72 61				
						131	H Old Dominion	64 69				
						153	A Louisiana	72 80				
						161	A Rice	70 67				
						161	H Rice	62 51				
						162	A Memphis	54 56				
						172	H UAB	64 63				
						178	A UTSA	61 63				
						178	H UTSA	77 71				
						196	A North Texas	72 65				
						196	H North Texas	65 49				
						209	H Grambling	69 55				
						243	A Marshall	72 54				
						288	A McNeese	66 56				
						290	H Nicholls St.	68 52				
						298	A UTEP	62 69				
						298	H UTEP	69 61				
						307	A FIU	76 63				
						330	A La.-Monroe	73 53				
						337	A Fla. Atlantic	76 52				
LAST 12 Division I GAMES:												
120	A Southern Miss.	63 72	298	H UTEP	69 61							
161	H Rice	62 51	243	A Marshall	72 54							
196	H North Texas	65 49	40	A Western Ky.	58 67							
307	A FIU	76 63	81	H Middle Tenn.	65 79							
337	A Fla. Atlantic	76 52	172	H UAB	64 63							
178	H UTSA	77 71	196	A North Texas	72 65							

Non-Div I Games: LSU-Alexandria 103 63

Louisiana Tech

■ Loss, 
 ■ Non-Conf, 
 ■ S Site, 
 ■ Home 
 ■ Away 
 N Neutral



## Louisville

Through Games Of March 5, 2017

Average RPI Win:	108	WON-LOST	WINNING	LAST 10	STRENGTH OF	OPP. STRENGTH	TEAM	ADJ.	CONF.	ADJ CONF.
Average RPI Loss:	11	RECORD	PCT. RANK	GAMES	SCHEDULE	OF SCHEDULE	RPI	RPI	RPI	RPI
DIV. I ONLY	27- 7	24	7- 3	10	21	11	11	3	3	
DIV. I NON-CONF.	13- 2	20	0- 0	25	27	7	7	4	4	
TOTALS	RPI 1-25	RPI 26-50	W-L RECORDS	RPI 51-100	RPI 101-150	RPI 150+				
27- 7	2- 6	5- 1	OVERALL	7- 0	5- 0	8- 0				
16- 2	2- 1	3- 1	HOME	4- 0	1- 0	6- 0				
9- 3	0- 3	1- 0	AWAY	3- 0	3- 0	2- 0				
2- 2	0- 2	1- 0	NEUTRAL	0- 0	1- 0	0- 0				
13- 2	1- 2	3- 0	NON-CONFERENCE	3- 0	1- 0	5- 0				
9- 1	1- 1	2- 0	HOME	2- 0	0- 0	4- 0				
4- 0	0- 0	1- 0	AWAY	1- 0	1- 0	1- 0				
0- 1	0- 1	0- 0	NEUTRAL	0- 0	0- 0	0- 0				
14- 5	1- 4	2- 1	CONFERENCE	4- 0	4- 0	3- 0				
7- 1	1- 0	1- 1	HOME	2- 0	1- 0	2- 0				
5- 3	0- 3	0- 0	AWAY	2- 0	2- 0	1- 0				
2- 1	0- 1	1- 0	NEUTRAL	0- 0	1- 0	0- 0				

RPI	S	Opponent	Score	RPI	S	Opponent	Score	RPI	S	Opponent	Score	RPI	S	Opponent	Score
2	A	Notre Dame	66 85	29	A	South Fla.	66 52	51	A	Virginia	86 81	106	A	Virginia Tech	88 70
2	N	Notre Dame	73 84	30	H	Syracuse	91 76	51	H	Virginia	66 55	110	A	Vanderbilt	78 66
3	N	South Carolina	59 83	31	H	South Dakota St.	83 30	57	H	Belmont	73 50	111	A	Clemson	60 46
8	A	Duke	55 58	37	H	North Carolina St.	70 72	58	H	Georgia Tech	91 51	111	N	Clemson	68 46
12	A	Florida St.	65 72	37	N	North Carolina St.	59 58	63	H	Chattanooga	63 47	119	H	North Carolina	87 57
14	H	Kentucky	69 67	40	H	Western Ky.	68 61	81	A	Middle Tenn.	91 72	158	A	Pittsburgh	63 48
15	H	Miami (FL)	63 59					88	A	Wake Forest	75 46	158	H	Pittsburgh	73 52
16	H	Maryland	72 78									175	H	Boston College	68 43
												204	H	Col. of Charleston	86 58
												219	A	UT Martin	100 57
												239	H	Evansville	89 47
												258	H	Bowling Green	83 58
												301	H	Lafayette	92 48
LAST 12 Division I GAMES:															
		2 N Notre Dame	73 84			175 H Boston College	68 43								
		37 N North Carolina St.	59 58			106 A Virginia Tech	88 70								
		111 N Clemson	68 46			2 A Notre Dame	66 85								
		88 A Wake Forest	75 46			37 H North Carolina St.	70 72								
		51 H Virginia	66 55			158 A Pittsburgh	63 48								
		119 H North Carolina	87 57			111 A Clemson	60 46								

Non-Div I Games:

Louisville

■ Loss, 
 ■ Non-Conf, 
 S Site, 
 ■ Home 
 ■ Away 
 N Neutral



## Loyola Chicago

Through Games Of March 5, 2017

Average RPI Win: <b>330</b>	WON-LOST	WINNING	LAST 10	STRENGTH OF	OPP. STRENGTH	TEAM	ADJ.	CONF.	ADJ CONF.
Average RPI Loss: <b>144</b>	RECORD	PCT. RANK	GAMES	SCHEDULE	OF SCHEDULE	RPI	RPI	RPI	RPI
DIV. I ONLY	2- 27	346	0- 10	117	164	323	323	16	16
DIV. I NON-CONF.	1- 10	325	0- 0	52	114	270	270	14	14
TOTALS	RPI 1-25	RPI 26-50	W-L RECORDS	RPI 51-100	RPI 101-150	RPI 150+			
2- 27	0- 2	0- 5	OVERALL	0- 1	0- 4	2- 15			
2- 11	0- 1	0- 2	HOME	0- 1	0- 1	2- 6			
0- 14	0- 1	0- 3	AWAY	0- 0	0- 1	0- 9			
0- 2	0- 0	0- 0	NEUTRAL	0- 0	0- 2	0- 0			
1- 10	0- 2	0- 1	NON-CONFERENCE	0- 1	0- 4	1- 2			
1- 3	0- 1	0- 0	HOME	0- 1	0- 1	1- 0			
0- 5	0- 1	0- 1	AWAY	0- 0	0- 1	0- 2			
0- 2	0- 0	0- 0	NEUTRAL	0- 0	0- 2	0- 0			
1- 17	0- 0	0- 4	CONFERENCE	0- 0	0- 0	1- 13			
1- 8	0- 0	0- 2	HOME	0- 0	0- 0	1- 6			
0- 9	0- 0	0- 2	AWAY	0- 0	0- 0	0- 7			
0- 0	0- 0	0- 0	NEUTRAL	0- 0	0- 0	0- 0			

RPI 1-25				RPI 26-50				RPI 51-100				RPI 101+ Team's RPI: 323			
RPI	S	Opponent	Score	RPI	S	Opponent	Score	RPI	S	Opponent	Score	RPI	S	Opponent	Score
15	A	Miami (FL)	43 <b>81</b>	26	A	Drake	46 <b>89</b>	89	H	Northern Ill.	70 <b>90</b>	111	N	Clemson	40 <b>61</b>
17	H	DePaul	46 <b>107</b>	26	H	Drake	42 <b>86</b>					125	N	Troy	67 <b>91</b>
				38	A	Central Mich.	57 <b>95</b>					133	A	Lamar University	50 <b>76</b>
				48	A	UNI	30 <b>68</b>					147	H	Milwaukee	46 <b>73</b>
				48	H	UNI	43 <b>89</b>					154	A	Missouri St.	52 <b>61</b>
												154	H	Missouri St.	32 <b>60</b>
												158	A	Pittsburgh	35 <b>59</b>
												165	A	Southern Ill.	57 <b>73</b>
												165	H	Southern Ill.	46 <b>71</b>
												170	A	Western Mich.	53 <b>65</b>
												182	A	Wichita St.	43 <b>65</b>
												182	H	Wichita St.	64 <b>83</b>
												234	A	Indiana St.	32 <b>53</b>
												234	H	Indiana St.	38 <b>48</b>
												235	A	Bradley	45 <b>72</b>
												235	H	Bradley	53 <b>60</b>
												239	A	Evansville	36 <b>67</b>
												239	H	Evansville	50 <b>81</b>
												314	A	Illinois St.	51 <b>63</b>
												314	H	Illinois St.	64 <b>61</b>
												345	H	Chicago St.	59 <b>54</b>
LAST 12 Division I GAMES:															
				165	H	Southern Ill.	46 <b>71</b>			234	A	Indiana St.	32 <b>53</b>		
				239	H	Evansville	50 <b>81</b>			314	A	Illinois St.	51 <b>63</b>		
				154	A	Missouri St.	52 <b>61</b>			235	A	Bradley	45 <b>72</b>		
				182	A	Wichita St.	43 <b>65</b>			182	H	Wichita St.	64 <b>83</b>		
				26	H	Drake	42 <b>86</b>			154	H	Missouri St.	32 <b>60</b>		
				48	H	UNI	43 <b>89</b>			48	A	UNI	30 <b>68</b>		

Non-Div I Games:

Loyola Chicago

■ Loss, 
 ■ Non-Conf, 
 ■ S Site, 
 ■ H Home 
 ■ A Away 
 N Neutral



Average RPI Win:	280	WON-LOST	WINNING	LAST 10	STRENGTH OF	OPP. STRENGTH	TEAM	ADJ.	CONF.	ADJ CONF.
Average RPI Loss:	164	RECORD	PCT. RANK	GAMES	SCHEDULE	OF SCHEDULE	RPI	RPI	RPI	RPI
DIV. I ONLY	11- 19	249	2- 8	231	265	271	271	23	23	
DIV. I NON-CONF.	4- 7	224	0- 0	173	206	240	240	25	25	
TOTALS	RPI 1-25	RPI 26-50	W-L RECORDS	RPI 51-100	RPI 101-150	RPI 150+				
11- 19	0- 1	0- 0	OVERALL	0- 3	0- 4	11- 11				
8- 8	0- 1	0- 0	HOME	0- 1	0- 2	8- 4				
3- 11	0- 0	0- 0	AWAY	0- 2	0- 2	3- 7				
0- 0	0- 0	0- 0	NEUTRAL	0- 0	0- 0	0- 0				
4- 7	0- 1	0- 0	NON-CONFERENCE	0- 1	0- 2	4- 3				
3- 3	0- 1	0- 0	HOME	0- 0	0- 1	3- 1				
1- 4	0- 0	0- 0	AWAY	0- 1	0- 1	1- 2				
0- 0	0- 0	0- 0	NEUTRAL	0- 0	0- 0	0- 0				
7- 12	0- 0	0- 0	CONFERENCE	0- 2	0- 2	7- 8				
5- 5	0- 0	0- 0	HOME	0- 1	0- 1	5- 3				
2- 7	0- 0	0- 0	AWAY	0- 1	0- 1	2- 5				
0- 0	0- 0	0- 0	NEUTRAL	0- 0	0- 0	0- 0				

[illegible]

Non-Div I Games:

Loyola Maryland

Loss, Non-Conf, S Site, H Home A Away N Neutral



Average RPI Win:	<b>238</b>	WON-LOST	WINNING	LAST 10	STRENGTH OF	OPP. STRENGTH	TEAM	ADJ.	CONF.	ADJ CONF.
Average RPI Loss:	<b>128</b>	RECORD	PCT. RANK	GAMES	SCHEDULE	OF SCHEDULE	RPI	RPI	RPI	RPI
DIV. I ONLY	<b>14- 16</b>	<b>192</b>	<b>5- 5</b>	<b>211</b>	<b>172</b>	<b>201</b>	<b>201</b>	<b>15</b>	<b>15</b>	
DIV. I NON-CONF.	<b>5- 6</b>	<b>186</b>	<b>0- 0</b>	<b>223</b>	<b>239</b>	<b>214</b>	<b>214</b>	<b>13</b>	<b>13</b>	
TOTALS	RPI 1-25	RPI 26-50	W-L RECORDS	RPI 51-100	RPI 101-150	RPI 150+				
14- 16	0- 0	0- 0	OVERALL	1- 6	1- 6	12- 4				
9- 6	0- 0	0- 0	HOME	1- 3	1- 2	7- 1				
5- 9	0- 0	0- 0	AWAY	0- 1	0- 0	5- 1				
0- 1	0- 0	0- 0	NEUTRAL	0- 0	0- 1	0- 0				
5- 6	0- 0	0- 0	NON-CONFERENCE	0- 3	0- 2	5- 1				
2- 4	0- 0	0- 0	HOME	0- 2	0- 1	2- 1				
3- 2	0- 0	0- 0	AWAY	0- 1	0- 1	3- 0				
0- 0	0- 0	0- 0	NEUTRAL	0- 0	0- 0	0- 0				
9- 10	0- 0	0- 0	CONFERENCE	1- 3	1- 4	7- 3				
7- 2	0- 0	0- 0	HOME	1- 1	1- 1	5- 0				
2- 7	0- 0	0- 0	AWAY	0- 2	0- 2	2- 3				
0- 1	0- 0	0- 0	NEUTRAL	0- 0	0- 1	0- 0				

RPI 1-25				RPI 26-50				RPI 51-100				RPI 101+ Team's RPI: 201			
RPI	S	Opponent	Score	RPI	S	Opponent	Score	RPI	S	Opponent	Score	RPI	S	Opponent	Score
								57	H	Belmont	72 79	103	A	Washington St.	45 92
								76	A	Gonzaga	61 73	116	A	St. Mary's (CA)	59 74
								76	H	Gonzaga	56 80	116	H	St. Mary's (CA)	72 57
								80	A	Oklahoma St.	58 66	123	H	Long Beach St.	78 81
								82	A	BYU	59 76	138	A	San Francisco	73 89
								82	H	BYU	77 74	138	H	San Francisco	72 79
								95	H	Saint Louis	76 90	138	N	San Francisco	67 80
												159	A	Santa Clara	64 71
												159	H	Santa Clara	61 50
												179	H	UC Riverside	72 75
												213	A	Seattle U	62 59
												217	A	San Diego	58 61
												217	H	San Diego	63 55
												232	H	UC Santa Barbara	57 55
												244	A	Pacific	65 52
												244	H	Pacific	75 64
												257	A	San Diego St.	60 53
												276	A	Portland	56 71
												276	H	Portland	69 54
												311	A	Pepperdine	87 78
												311	H	Pepperdine	72 60
												327	H	UC Irvine	58 39
												346	A	Cal St. Fullerton	77 62
LAST 12 Division I GAMES:															
				138	N	San Francisco	67 80					76	A	Gonzaga	61 73
				244	H	Pacific	75 64					138	H	San Francisco	72 79
				138	A	San Francisco	73 89					217	H	San Diego	63 55
				311	A	Pepperdine	87 78					82	H	BYU	77 74
				116	H	St. Mary's (CA)	72 57					244	A	Pacific	65 52
				276	A	Portland	56 71					159	H	Santa Clara	61 50

Non-Div I Games:

Loyola Marymount

■ Loss, 
 ■ Non-Conf, 
 ■ S Site, 
 ■ H Home 
 ■ A Away 
 N Neutral



Average RPI Win:	204	WON-LOST	WINNING	LAST 10	STRENGTH OF	OPP. STRENGTH	TEAM	ADJ.	CONF.	ADJ CONF.
Average RPI Loss:	121	RECORD	PCT. RANK	GAMES	SCHEDULE	OF SCHEDULE	RPI	RPI	RPI	RPI
DIV. I ONLY	18- 15	150	7- 3	120	131	127	127	21	21	
DIV. I NON-CONF.	7- 8	181	0- 0	76	22	98	98	22	22	
TOTALS	RPI 1-25	RPI 26-50	W-L RECORDS	RPI 51-100	RPI 101-150	RPI 150+				
18- 15	0- 3	0- 1	OVERALL	3- 3	1- 2	14- 6				
10- 2	0- 1	0- 0	HOME	1- 1	1- 0	8- 0				
3- 12	0- 2	0- 1	AWAY	0- 2	0- 2	3- 5				
5- 1	0- 0	0- 0	NEUTRAL	2- 0	0- 0	3- 1				
7- 8	0- 3	0- 1	NON-CONFERENCE	2- 1	0- 1	5- 2				
3- 1	0- 1	0- 0	HOME	1- 0	0- 0	2- 0				
1- 6	0- 2	0- 1	AWAY	0- 1	0- 1	1- 1				
3- 1	0- 0	0- 0	NEUTRAL	1- 0	0- 0	2- 1				
11- 7	0- 0	0- 0	CONFERENCE	1- 2	1- 1	9- 4				
7- 1	0- 0	0- 0	HOME	0- 1	1- 0	6- 0				
2- 6	0- 0	0- 0	AWAY	0- 1	0- 1	2- 4				
2- 0	0- 0	0- 0	NEUTRAL	1- 0	0- 0	1- 0				

RPI 1-25				RPI 26-50				RPI 51-100				RPI 101+ Team's RPI: 127			
RPI	S	Opponent	Score	RPI	S	Opponent	Score	RPI	S	Opponent	Score	RPI	S	Opponent	Score
3	A	South Carolina	42 79	43	A	Harvard	62 69	54	H	Purdue	67 47	111	A	Clemson	61 69
6	H	Mississippi St.	43 87					63	N	Chattanooga	49 39	112	A	Albany (NY)	60 64
15	A	Miami (FL)	51 76					73	A	Tulane	62 77	112	H	Albany (NY)	84 71
								75	A	New Hampshire	44 50	152	H	Northeastern	68 49
								75	H	New Hampshire	57 65	169	N	Hampton	49 58
								75	N	New Hampshire	61 52	175	A	Boston College	53 64
												184	A	Hartford	66 60
												184	H	Hartford	73 62
												203	N	ETSU	61 48
												208	A	UMBC	62 66
												208	H	UMBC	72 40
												210	A	Binghamton	52 58
												210	H	Binghamton	62 49
												210	N	Binghamton	57 40
												214	H	Dartmouth	60 55
												261	A	Bryant	77 52
												262	A	Stony Brook	41 55
												262	H	Stony Brook	78 71
												272	A	Vermont	52 55
												272	H	Vermont	59 43
												326	N	Saint Peter's	59 43
												343	A	UMass Lowell	65 44
												343	H	UMass Lowell	76 50
LAST 12 Division I GAMES:															
		75 N New Hampshire	61 52			343 H UMass Lowell	76 50								
		210 N Binghamton	57 40			184 A Hartford	66 60								
		210 H Binghamton	62 49			208 A UMBC	62 66								
		112 A Albany (NY)	60 64			272 H Vermont	59 43								
		75 H New Hampshire	57 65			210 A Binghamton	52 58								
		262 H Stony Brook	78 71			112 H Albany (NY)	84 71								

Non-Div I Games:

Maine

■ Loss, 
 ■ Non-Conf, 
 S Site, 
 ■ Home 
 ■ Away 
 N Neutral



Average RPI Win:	246	WON-LOST	WINNING	LAST 10	STRENGTH OF	OPP. STRENGTH	TEAM	ADJ.	CONF.	ADJ CONF.
Average RPI Loss:	165	RECORD	PCT. RANK	GAMES	SCHEDULE	OF SCHEDULE	RPI	RPI	RPI	RPI
DIV. I ONLY	8- 22	297	2- 8	173	252	277	277	18	18	
DIV. I NON-CONF.	4- 5	198	0- 0	70	319	145	145	17	17	
TOTALS	RPI 1-25	RPI 26-50	W-L RECORDS	RPI 51-100	RPI 101-150	RPI 150+				
8- 22	0- 0	0- 2	OVERALL	0- 3	1- 5	7- 12				
4- 10	0- 0	0- 1	HOME	0- 1	1- 2	3- 6				
4- 11	0- 0	0- 1	AWAY	0- 0	0- 1	4- 0				
0- 1	0- 0	0- 0	NEUTRAL	0- 0	0- 0	0- 1				
4- 5	0- 0	0- 0	NON-CONFERENCE	0- 3	1- 1	3- 1				
2- 2	0- 0	0- 0	HOME	0- 1	1- 0	1- 1				
2- 3	0- 0	0- 0	AWAY	0- 2	0- 1	2- 0				
0- 0	0- 0	0- 0	NEUTRAL	0- 0	0- 0	0- 0				
4- 17	0- 0	0- 2	CONFERENCE	0- 0	0- 4	4- 11				
2- 8	0- 0	0- 1	HOME	0- 0	0- 2	2- 5				
2- 8	0- 0	0- 1	AWAY	0- 0	0- 2	2- 5				
0- 1	0- 0	0- 0	NEUTRAL	0- 0	0- 0	0- 1				

RPI S	Opponent	Score	RPI S	Opponent	Score	RPI S	Opponent	Score	RPI S	Opponent	Score	Team's RPI: 277
39	A Quinnipiac	38 81	39	H Quinnipiac	49 69	70	A Bucknell	64 69	105	A Rider	64 73	
						75	H New Hampshire	42 59	105	H Rider	36 53	
						96	A Buffalo	39 73	122	A Fordham	60 63	
									135	H Yale	63 57	
									146	A Iona	53 70	
									146	H Iona	62 76	
									151	A Brown	58 57	
									159	A Fairfield	56 71	
									159	H Fairfield	43 64	
									176	A Siena	62 67	
									176	H Siena	68 66	
									215	A Monmouth	75 61	
									215	H Monmouth	50 63	
									215	N Monmouth	46 62	
									230	A Marist	76 81	
									230	H Marist	47 62	
									253	A Canisius	48 58	
									253	H Canisius	57 62	
									262	H Stony Brook	50 55	
									266	A Niagara	42 65	
									266	H Niagara	59 62	
									318	H Holy Cross	60 56	
									324	A St. Francis Brooklyn	55 52	
									326	A Saint Peter's	69 65	
									326	H Saint Peter's	57 44	
LAST 12 Division I GAMES:												
215	N Monmouth	46 62	176	A Siena	62 67							
230	A Marist	76 81	266	A Niagara	42 65							
215	H Monmouth	50 63	253	A Canisius	48 58							
39	H Quinnipiac	49 69	326	H Saint Peter's	57 44							
215	A Monmouth	75 61	105	A Rider	64 73							
159	H Fairfield	43 64	326	A Saint Peter's	69 65							

Non-Div I Games:

Manhattan

■ Loss, 
 ■ Non-Conf, 
 ■ S Site, 
 ■ Home 
 ■ A Away 
 N Neutral



## Marist

Through Games Of March 5, 2017

Average RPI Win:	237	WON-LOST	WINNING	LAST 10	STRENGTH OF	OPP. STRENGTH	TEAM	ADJ.	CONF.	ADJ CONF.
Average RPI Loss:	166	RECORD	PCT. RANK	GAMES	SCHEDULE	OF SCHEDULE	RPI	RPI	RPI	RPI
DIV. I ONLY	15- 17	191	5- 5	308	165	230	230	18	18	
DIV. I NON-CONF.	3- 7	250	0- 0	330	99	306	306	17	17	
TOTALS	RPI 1-25	RPI 26-50	W-L RECORDS	RPI 51-100	RPI 101-150	RPI 150+				
15- 17	0- 1	0- 3	OVERALL	0- 0	1- 3	14- 10				
5- 8	0- 1	0- 1	HOME	0- 0	0- 2	5- 4				
8- 6	0- 0	0- 1	AWAY	0- 0	1- 1	7- 4				
2- 3	0- 0	0- 1	NEUTRAL	0- 0	0- 0	2- 2				
3- 7	0- 1	0- 1	NON-CONFERENCE	0- 0	0- 0	3- 5				
1- 2	0- 1	0- 0	HOME	0- 0	0- 0	1- 1				
1- 3	0- 0	0- 0	AWAY	0- 0	0- 0	1- 3				
1- 2	0- 0	0- 1	NEUTRAL	0- 0	0- 0	1- 1				
12- 10	0- 0	0- 2	CONFERENCE	0- 0	1- 3	11- 5				
4- 6	0- 0	0- 1	HOME	0- 0	0- 2	4- 3				
7- 3	0- 0	0- 1	AWAY	0- 0	1- 1	6- 1				
1- 1	0- 0	0- 0	NEUTRAL	0- 0	0- 0	1- 1				

RPI 1-25				RPI 26-50				RPI 51-100				RPI 101+ Team's RPI: 230			
RPI	S	Opponent	Score	RPI	S	Opponent	Score	RPI	S	Opponent	Score	RPI	S	Opponent	Score
22	H	Creighton	50 72	39	A	Quinnipiac	57 79					105	A	Rider	46 65
				39	H	Quinnipiac	36 70					105	H	Rider	56 69
				45	N	Auburn	51 52					146	A	Iona	68 62
												146	H	Iona	37 48
												159	A	Fairfield	68 62
												159	H	Fairfield	71 55
												159	N	Fairfield	44 61
												166	N	East Carolina	68 70
												176	A	Siena	70 59
												176	H	Siena	68 69
												188	A	Hofstra	42 62
												198	H	Seton Hall	63 76
												214	A	Dartmouth	66 61
												215	A	Monmouth	69 79
												215	H	Monmouth	76 66
												218	H	Boston U.	76 57
												253	A	Canisius	85 74
												253	H	Canisius	67 60
												266	A	Niagara	60 58
												266	H	Niagara	53 68
												277	A	Manhattan	62 47
												277	H	Manhattan	81 76
												296	N	N.C. A&T	69 64
												302	A	Rhode Island	61 82
												318	A	Holy Cross	46 50
												326	A	Saint Peter's	66 58
LAST 12 Division I GAMES:															
159	N	Fairfield	44 61	105	A	Rider	46 65								
326	N	Saint Peter's	71 60	266	H	Niagara	53 68								
277	H	Manhattan	81 76	39	A	Quinnipiac	57 79								
39	H	Quinnipiac	36 70	326	A	Saint Peter's	66 58								
215	H	Monmouth	76 66	176	A	Siena	70 59								
159	A	Fairfield	68 62	253	H	Canisius	67 60								

Non-Div I Games:

Marist

■ Loss, 
 ■ Non-Conf, S Site, 
 ■ Home 
 ■ Away 
 N Neutral



M  
a  
r  
i  
s  
t

RPI S Opponent Marist Score

Through Games Of March 5, 2017

RPI	S	Opponent	Score	
326	H	Saint Peter's	69	73
326	N	Saint Peter's	71	60

M  
a  
r  
i  
s  
t

Marist



Average RPI Win:	144	WON-LOST	WINNING	LAST 10	STRENGTH OF	OPP. STRENGTH	TEAM	ADJ.	CONF.	ADJ CONF.
Average RPI Loss:	79	RECORD	PCT. RANK	GAMES	SCHEDULE	OF SCHEDULE	RPI	RPI	RPI	RPI
DIV. I ONLY	23- 7	36	7- 3	65	77	32	32	7	7	
DIV. I NON-CONF.	9- 2	37	0- 0	87	105	45	45	7	7	
TOTALS	RPI 1-25	RPI 26-50	W-L RECORDS	RPI 51-100	RPI 101-150	RPI 150+				
23- 7	3- 2	1- 1	OVERALL	6- 2	2- 0	11- 2				
14- 3	1- 1	1- 1	HOME	4- 1	2- 0	6- 0				
9- 3	2- 1	0- 0	AWAY	2- 1	0- 0	5- 1				
0- 1	0- 0	0- 0	NEUTRAL	0- 0	0- 0	0- 1				
9- 2	1- 0	1- 1	NON-CONFERENCE	1- 0	2- 0	4- 1				
6- 1	0- 0	1- 1	HOME	1- 0	2- 0	2- 0				
3- 0	1- 0	0- 0	AWAY	0- 0	0- 0	2- 0				
0- 1	0- 0	0- 0	NEUTRAL	0- 0	0- 0	0- 1				
14- 5	2- 2	0- 0	CONFERENCE	5- 2	0- 0	7- 1				
8- 2	1- 1	0- 0	HOME	3- 1	0- 0	4- 0				
6- 3	1- 1	0- 0	AWAY	2- 1	0- 0	3- 1				
0- 0	0- 0	0- 0	NEUTRAL	0- 0	0- 0	0- 0				

RPI 1-25				RPI 26-50				Team's RPI: 32				RPI 51-100				RPI 101+			
RPI	S	Opponent	Score	RPI	S	Opponent	Score	RPI	S	Opponent	Score	RPI	S	Opponent	Score	RPI	S	Opponent	Score
4	A	Oregon St.	74 73	28	H	Green Bay	63 78	62	A	Villanova	77 71	147	H	Milwaukee	85 74				
17	A	DePaul	102 101	34	H	Arizona St.	75 63	62	H	Villanova	62 53	150	H	New Mexico	62 52				
17	H	DePaul	96 81					64	A	St. John's (NY)	64 70	159	N	Santa Clara	62 65				
22	A	Creighton	77 80					64	H	St. John's (NY)	72 82	194	A	Providence	64 66				
22	H	Creighton	63 83					65	A	Georgetown	84 77	194	H	Providence	79 74				
								65	H	Georgetown	80 70	198	A	Seton Hall	83 77				
								65	H	Georgetown	80 66	198	H	Seton Hall	103 60				
								74	H	Western Ill.	77 61	202	A	Xavier	86 71				
												202	H	Xavier	85 61				
												212	A	Wisconsin	81 75				
												242	H	Saint Francis (PA)	104 91				
												244	A	Pacific	89 75				
												260	A	Butler	72 66				
												260	H	Butler	91 53				
												344	H	Longwood	87 37				
LAST 12 Division I GAMES:																			
65	H	Georgetown	80 66	64	H	St. John's (NY)	72 82												
62	H	Villanova	62 53	198	H	Seton Hall	103 60												
65	H	Georgetown	80 70	22	A	Creighton	77 80												
17	H	DePaul	96 81	194	A	Providence	64 66												
202	A	Xavier	86 71	17	A	DePaul	102 101												
260	A	Butler	72 66	260	H	Butler	91 53												

Non-Div I Games:

Marquette

■ Loss, 
 ■ Non-Conf, 
 ■ S Site, 
 ■ H Home 
 ■ A Away 
 N Neutral



Average RPI Win:	271	WON-LOST	WINNING	LAST 10	STRENGTH OF	OPP. STRENGTH	TEAM	ADJ.	CONF.	ADJ CONF.
Average RPI Loss:	131	RECORD	PCT. RANK	GAMES	SCHEDULE	OF SCHEDULE	RPI	RPI	RPI	RPI
DIV. I ONLY	11- 16	226	1- 9	228	185	243	243	14	14	
DIV. I NON-CONF.	6- 3	97	0- 0	341	316	217	217	16	16	
TOTALS	RPI 1-25	RPI 26-50	W-L RECORDS	RPI 51-100	RPI 101-150	RPI 150+				
11- 16	0- 0	0- 2	OVERALL	0- 3	0- 7	11- 4				
7- 6	0- 0	0- 1	HOME	0- 1	0- 4	7- 0				
3- 9	0- 0	0- 1	AWAY	0- 2	0- 3	3- 3				
1- 1	0- 0	0- 0	NEUTRAL	0- 0	0- 0	1- 1				
6- 3	0- 0	0- 0	NON-CONFERENCE	0- 1	0- 1	6- 1				
4- 0	0- 0	0- 0	HOME	0- 0	0- 0	4- 0				
1- 2	0- 0	0- 0	AWAY	0- 1	0- 1	1- 0				
1- 1	0- 0	0- 0	NEUTRAL	0- 0	0- 0	1- 1				
5- 13	0- 0	0- 2	CONFERENCE	0- 2	0- 6	5- 3				
3- 6	0- 0	0- 1	HOME	0- 1	0- 4	3- 0				
2- 7	0- 0	0- 1	AWAY	0- 1	0- 2	2- 3				
0- 0	0- 0	0- 0	NEUTRAL	0- 0	0- 0	0- 0				

RPI 1-25				RPI 26-50				RPI 51-100				RPI 101+				Team's RPI: 243	
RPI	S	Opponent	Score	RPI	S	Opponent	Score	RPI	S	Opponent	Score	RPI	S	Opponent	Score		
				40	A	Western Ky.	57 73	81	A	Middle Tenn.	69 94	113	A	Charlotte	77 93		
				40	H	Western Ky.	64 78	81	H	Middle Tenn.	63 72	113	H	Charlotte	75 89		
								85	A	Penn St.	80 82	119	A	North Carolina	53 75		
												120	H	Southern Miss.	78 82		
												131	A	Old Dominion	69 73		
												131	H	Old Dominion	85 94		
												145	H	Louisiana Tech	54 72		
												161	A	Rice	74 84		
												172	A	UAB	55 71		
												172	H	UAB	61 58		
												178	A	UTSA	88 81		
												196	A	North Texas	60 57		
												205	A	Illinois	55 53		
												245	H	Coastal Caro.	84 66		
												269	N	Prairie View	68 78		
												298	A	UTEP	74 84		
												307	H	FIU	70 52		
												328	H	Morgan St.	62 43		
												331	H	Florida A&M	77 67		
												337	H	Fla. Atlantic	76 53		
												340	N	Sam Houston St.	73 50		
												344	H	Longwood	70 50		
LAST 12 Division I GAMES:																	
				196	A	North Texas	60 57	40	H	Western Ky.	64 78						
				161	A	Rice	74 84	145	H	Louisiana Tech	54 72						
				113	H	Charlotte	75 89	120	H	Southern Miss.	78 82						
				131	H	Old Dominion	85 94	298	A	UTEP	74 84						
				81	A	Middle Tenn.	69 94	178	A	UTSA	88 81						
				172	A	UAB	55 71	40	A	Western Ky.	57 73						

Non-Div I Games: Me.-Fort Kent 136 62 Bluefield Col. 77 35

Marshall

Loss, Non-Conf, S Site, H Home A Away N Neutral



Maryland

Through Games Of March 5, 2017

Average RPI Win:	142	WON-LOST	WINNING	LAST 10	STRENGTH OF	OPP. STRENGTH	TEAM	ADJ.	CONF.	ADJ CONF.
Average RPI Loss:	13	RECORD	PCT. RANK	GAMES	SCHEDULE	OF SCHEDULE	RPI	RPI	RPI	RPI
DIV. I ONLY	30- 2	2	9- 1	113	47	16	16	6	6	
DIV. I NON-CONF.	12- 1	7	0- 0	235	64	55	55	6	6	
TOTALS	RPI 1-25	RPI 26-50	W-L RECORDS	RPI 51-100	RPI 101-150	RPI 150+				
30- 2	1- 2	5- 0	OVERALL	9- 0	2- 0	13- 0				
14- 1	0- 1	1- 0	HOME	4- 0	0- 0	9- 0				
11- 1	1- 1	2- 0	AWAY	3- 0	1- 0	4- 0				
5- 0	0- 0	2- 0	NEUTRAL	2- 0	1- 0	0- 0				
12- 1	1- 1	1- 0	NON-CONFERENCE	0- 0	2- 0	8- 0				
6- 1	0- 1	0- 0	HOME	0- 0	0- 0	6- 0				
4- 0	1- 0	0- 0	AWAY	0- 0	1- 0	2- 0				
2- 0	0- 0	1- 0	NEUTRAL	0- 0	1- 0	0- 0				
18- 1	0- 1	4- 0	CONFERENCE	9- 0	0- 0	5- 0				
8- 0	0- 0	1- 0	HOME	4- 0	0- 0	3- 0				
7- 1	0- 1	2- 0	AWAY	3- 0	0- 0	2- 0				
3- 0	0- 0	1- 0	NEUTRAL	2- 0	0- 0	0- 0				

RPI 1-25				RPI 26-50				RPI 51-100				RPI 101+			
RPI	S	Opponent	Score	RPI	S	Opponent	Score	RPI	S	Opponent	Score	RPI	S	Opponent	Score
1	H	UConn	81 87	34	N	Arizona St.	83 42	54	A	Purdue	85 70	103	N	Washington St.	79 69
11	A	Louisville	78 72	42	A	Michigan St.	89 72	54	N	Purdue	74 64	124	A	Duquesne	77 57
25	A	Ohio St.	87 98	42	N	Michigan St.	100 89	60	A	Iowa	98 82	197	A	Nebraska	93 49
				44	H	Michigan	83 70	60	H	Iowa	100 81	199	H	Towson	97 63
				50	A	Indiana	92 56	68	H	Northwestern	96 65	205	A	Illinois	94 49
								69	A	Minnesota	83 72	205	H	Illinois	84 59
								69	H	Minnesota	93 60	208	H	UMBC	92 42
								69	N	Minnesota	92 80	212	H	Wisconsin	89 40
								85	H	Penn St.	89 83	224	H	Rutgers	80 71
												266	A	Niagara	96 64
												267	H	UMES	106 61
												271	A	Loyola Maryland	79 60
												291	H	Mt. St. Mary's	106 42
												326	H	Saint Peter's	101 49
												343	H	UMass Lowell	100 44
LAST 12 Division I GAMES:															
				54	N	Purdue	74 64	42	A	Michigan St.	89 72				
				42	N	Michigan St.	100 89	205	H	Illinois	84 59				
				69	N	Minnesota	92 80	50	A	Indiana	92 56				
				69	H	Minnesota	93 60	54	A	Purdue	85 70				
				25	A	Ohio St.	87 98	60	H	Iowa	100 81				
				212	H	Wisconsin	89 40	205	A	Illinois	94 49				

Non-Div I Games:

Maryland

Loss, Non-Conf, S Site, H Home A Away N Neutral



Massachusetts

Through Games Of March 5, 2017

Average RPI Win:	277	WON-LOST	WINNING	LAST 10	STRENGTH OF	OPP. STRENGTH	TEAM	ADJ.	CONF.	ADJ CONF.
Average RPI Loss:	161	RECORD	PCT. RANK	GAMES	SCHEDULE	OF SCHEDULE	RPI	RPI	RPI	RPI
DIV. I ONLY	8- 21	291	1- 9	278	163	309	309	12	12	
DIV. I NON-CONF.	5- 7	205	1- 0	309	267	267	267	12	12	
TOTALS	RPI 1-25	RPI 26-50	W-L RECORDS	RPI 51-100	RPI 101-150	RPI 150+				
8- 21	0- 0	0- 1	OVERALL	0- 6	1- 3	7- 11				
6- 6	0- 0	0- 0	HOME	0- 2	1- 0	5- 4				
1- 14	0- 0	0- 0	AWAY	0- 1	0- 1	1- 2				
1- 1	0- 0	0- 0	NEUTRAL	0- 1	0- 0	1- 0				
5- 7	0- 0	0- 0	NON-CONFERENCE	0- 3	0- 0	5- 4				
4- 0	0- 0	0- 0	HOME	0- 0	0- 0	4- 0				
0- 6	0- 0	0- 0	AWAY	0- 2	0- 0	0- 4				
1- 1	0- 0	0- 0	NEUTRAL	0- 1	0- 0	1- 0				
3- 14	0- 0	0- 1	CONFERENCE	0- 3	1- 3	2- 7				
2- 6	0- 0	0- 0	HOME	0- 2	1- 0	1- 4				
1- 8	0- 0	0- 1	AWAY	0- 1	0- 3	1- 3				
0- 0	0- 0	0- 0	NEUTRAL	0- 0	0- 0	0- 0				

RPI 1-25			RPI 26-50			RPI 51-100			RPI 101+			Team's RPI: 309			
RPI	S	Opponent	Score	RPI	S	Opponent	Score	RPI	S	Opponent	Score	RPI	S	Opponent	Score
				33	A	Dayton	65 77	52	H	George Washington	54 60	109	A	Saint Joseph's	50 81
								60	A	Iowa	30 71	122	A	Fordham	43 74
								79	N	Drexel	47 65	124	H	Duquesne	75 67
								95	A	Saint Louis	51 91	144	A	VCU	52 55
								95	H	Saint Louis	60 81	167	A	La Salle	64 68
								96	A	Buffalo	47 61	167	H	La Salle	52 57
												184	A	Hartford	56 75
												188	A	Hofstra	55 71
												192	H	George Mason	55 66
												218	A	Boston U.	60 64
												236	A	Richmond	45 56
												247	H	St. Bonaventure	38 55
												261	H	Bryant	68 62
												278	A	Davidson	61 60
												278	H	Davidson	59 63
												299	H	North Dakota St.	70 58
												302	A	Rhode Island	50 53
												302	H	Rhode Island	68 67
												306	H	Central Conn. St.	76 37
												307	A	FIU	57 58
												318	H	Holy Cross	69 66
												325	N	Montana	59 58
LAST 12 Division I GAMES:															
				95	A	Saint Louis	51 91	278	H	Davidson	59 63				
				325	N	Montana	59 58	95	H	Saint Louis	60 81				
				302	A	Rhode Island	50 53	144	A	VCU	52 55				
				167	H	La Salle	52 57	167	A	La Salle	64 68				
				236	A	Richmond	45 56	52	H	George Washington	54 60				
				122	A	Fordham	43 74	247	H	St. Bonaventure	38 55				

Non-Div I Games: Merrimack 73 44

Massachusetts

Loss, Non-Conf, S Site, H Home A Away N Neutral



Average RPI Win:	321	WON-LOST	WINNING	LAST 10	STRENGTH OF	OPP. STRENGTH	TEAM	ADJ.	CONF.	ADJ CONF.
Average RPI Loss:	160	RECORD	PCT. RANK	GAMES	SCHEDULE	OF SCHEDULE	RPI	RPI	RPI	RPI
DIV. I ONLY	9- 16	252	3- 7	305	282	288	288	27	27	
DIV. I NON-CONF.	1- 6	310	0- 0	253	69	308	308	27	27	
TOTALS	RPI 1-25	RPI 26-50	W-L RECORDS	RPI 51-100	RPI 101-150	RPI 150+				
9- 16	0- 0	0- 0	OVERALL	0- 4	0- 5	9- 7				
5- 6	0- 0	0- 0	HOME	0- 2	0- 2	5- 2				
4- 8	0- 0	0- 0	AWAY	0- 2	0- 2	4- 4				
0- 2	0- 0	0- 0	NEUTRAL	0- 0	0- 1	0- 1				
1- 6	0- 0	0- 0	NON-CONFERENCE	0- 1	0- 2	1- 3				
0- 2	0- 0	0- 0	HOME	0- 0	0- 1	0- 1				
1- 2	0- 0	0- 0	AWAY	0- 1	0- 0	1- 1				
0- 2	0- 0	0- 0	NEUTRAL	0- 0	0- 1	0- 1				
8- 10	0- 0	0- 0	CONFERENCE	0- 3	0- 3	8- 4				
5- 4	0- 0	0- 0	HOME	0- 2	0- 1	5- 1				
3- 6	0- 0	0- 0	AWAY	0- 1	0- 2	3- 3				
0- 0	0- 0	0- 0	NEUTRAL	0- 0	0- 0	0- 0				

RPI 1-25			RPI 26-50			RPI 51-100			RPI 101+			Team's RPI: 288			
RPI	S	Opponent	Score	RPI	S	Opponent	Score	RPI	S	Opponent	Score				
								73	A	Tulane	65 82	107	A	Abilene Christian	65 77
								98	A	Central Ark.	52 67	132	N	Alabama	63 84
								98	H	Central Ark.	49 72	133	A	Lamar University	57 79
								99	H	SFA	65 96	133	H	Lamar University	67 83
												145	H	Louisiana Tech	56 66
												153	H	Louisiana	70 77
												158	N	Pittsburgh	65 71
												163	A	TCU	70 74
												220	A	New Orleans	85 92
												220	H	New Orleans	59 71
												287	A	A&M-Corpus Christi	66 77
												290	H	Nicholls St.	59 52
												293	A	Northwestern St.	68 63
												293	H	Northwestern St.	68 52
												329	A	Southeastern La.	86 83
												330	A	La.-Monroe	78 52
												332	H	Incarnate Word	78 61
												338	A	Houston Baptist	68 72
												338	H	Houston Baptist	68 53
												340	A	Sam Houston St.	61 58
												340	H	Sam Houston St.	79 56
LAST 12 Division I GAMES:															
133	H	Lamar University	67 83	332	H	Incarnate Word	78 61								
340	A	Sam Houston St.	61 58	133	A	Lamar University	57 79								
287	A	A&M-Corpus Christi	66 77	98	H	Central Ark.	49 72								
338	A	Houston Baptist	68 72	107	A	Abilene Christian	65 77								
290	H	Nicholls St.	59 52	220	H	New Orleans	59 71								
220	A	New Orleans	85 92	293	H	Northwestern St.	68 52								

Non-Div I Games: LSU-Alexandria 100 66 Louisiana Col. 88 47 Southern-N.O. 94 65 Wiley 72 56  
McNeese

Loss, Non-Conf, S Site, H Home A Away N Neutral



Average RPI Win:	155	WON-LOST	WINNING	LAST 10	STRENGTH OF	OPP. STRENGTH	TEAM	ADJ.	CONF.	ADJ CONF.
Average RPI Loss:	124	RECORD	PCT. RANK	GAMES	SCHEDULE	OF SCHEDULE	RPI	RPI	RPI	RPI
DIV. I ONLY	14- 16	192	5- 5	110	76	162	162	5	5	
DIV. I NON-CONF.	7- 6	157	0- 0	278	169	224	224	5	5	
TOTALS	RPI 1-25	RPI 26-50	W-L RECORDS	RPI 51-100	RPI 101-150	RPI 150+				
14- 16	0- 3	1- 2	OVERALL	4- 0	2- 4	7- 7				
11- 5	0- 1	1- 1	HOME	2- 0	2- 1	6- 2				
3- 9	0- 2	0- 1	AWAY	2- 0	0- 2	1- 4				
0- 2	0- 0	0- 0	NEUTRAL	0- 0	0- 1	0- 1				
7- 6	0- 0	0- 1	NON-CONFERENCE	0- 0	2- 0	5- 5				
6- 2	0- 0	0- 1	HOME	0- 0	2- 0	4- 1				
1- 3	0- 0	0- 0	AWAY	0- 0	0- 0	1- 3				
0- 1	0- 0	0- 0	NEUTRAL	0- 0	0- 0	0- 1				
7- 10	0- 3	1- 1	CONFERENCE	4- 0	0- 4	2- 2				
5- 3	0- 1	1- 0	HOME	2- 0	0- 1	2- 1				
2- 6	0- 2	0- 1	AWAY	2- 0	0- 2	0- 1				
0- 1	0- 0	0- 0	NEUTRAL	0- 0	0- 1	0- 0				

RPI S Opponent	Score	RPI S Opponent	Score	RPI S Opponent	Score	RPI S Opponent	Score	RPI S Opponent	Score	Team's RPI: 162
1 A UConn	48 91	29 A South Fla.	49 79	73 A Tulane	55 52	101 A SMU	44 53			
18 A Temple	51 66	29 H South Fla.	62 57	73 H Tulane	57 56	101 H SMU	39 60			
18 H Temple	67 73	46 H Little Rock	44 54	94 A UCF	65 62	110 H Vanderbilt	75 59			
				94 H UCF	65 59	141 A Tulsa	52 57			
						141 N Tulsa	55 60			
						145 H Louisiana Tech	56 54			
						154 H Missouri St.	69 60			
						165 A Southern Ill.	61 69			
						166 H East Carolina	72 50			
						171 N Arkansas	61 91			
						173 H Houston	66 65			
						181 A Cincinnati	57 68			
						181 H Cincinnati	59 66			
						185 H Kansas	58 68			
						205 A Illinois	64 54			
						228 A Samford	42 48			
						268 H Southeast Mo. St.	65 63			
						281 A Nevada	67 75			
						290 H Nicholls St.	73 62			
						293 H Northwestern St.	54 38			
LAST 12 Division I GAMES:										
141 N Tulsa	55 60	73 A Tulane	55 52							
73 H Tulane	57 56	29 H South Fla.	62 57							
1 A UConn	48 91	101 A SMU	44 53							
101 H SMU	39 60	94 H UCF	65 59							
181 A Cincinnati	57 68	173 H Houston	66 65							
166 H East Carolina	72 50	18 A Temple	51 66							

Non-Div I Games:

Memphis

  Loss, 
  Non-Conf, 
  S Site, 
H Home 
A Away 
N Neutral



Average RPI Win:	241	WON-LOST	WINNING	LAST 10	STRENGTH OF	OPP. STRENGTH	TEAM	ADJ.	CONF.	ADJ CONF.
Average RPI Loss:	57	RECORD	PCT. RANK	GAMES	SCHEDULE	OF SCHEDULE	RPI	RPI	RPI	RPI
DIV. I ONLY	22- 6	27	8- 2	286	140	93	93	17	17	
DIV. I NON-CONF.	8- 3	67	0- 0	325	71	133	133	20	20	
TOTALS	RPI 1-25	RPI 26-50	W-L RECORDS	RPI 51-100	RPI 101-150	RPI 150+				
22- 6	0- 1	0- 0	OVERALL	0- 5	0- 0	22- 0				
9- 2	0- 1	0- 0	HOME	0- 1	0- 0	9- 0				
11- 3	0- 0	0- 0	AWAY	0- 3	0- 0	11- 0				
2- 1	0- 0	0- 0	NEUTRAL	0- 1	0- 0	2- 0				
8- 3	0- 1	0- 0	NON-CONFERENCE	0- 2	0- 0	8- 0				
3- 1	0- 1	0- 0	HOME	0- 0	0- 0	3- 0				
5- 2	0- 0	0- 0	AWAY	0- 2	0- 0	5- 0				
0- 0	0- 0	0- 0	NEUTRAL	0- 0	0- 0	0- 0				
14- 3	0- 0	0- 0	CONFERENCE	0- 3	0- 0	14- 0				
6- 1	0- 0	0- 0	HOME	0- 1	0- 0	6- 0				
6- 1	0- 0	0- 0	AWAY	0- 1	0- 0	6- 0				
2- 1	0- 0	0- 0	NEUTRAL	0- 1	0- 0	2- 0				

RPI 1-25				RPI 26-50				RPI 51-100				Team's RPI: 93	RPI 101+			
RPI	S	Opponent	Score	RPI	S	Opponent	Score	RPI	S	Opponent	Score		RPI	S	Opponent	Score
12	H	Florida St.	40 83					58	A	Georgia Tech	50 70		173	A	Houston	64 60
								63	A	Chattanooga	50 70		187	H	Campbell	76 60
								63	H	Chattanooga	56 74		200	A	UNCG	77 64
								63	N	Chattanooga	59 61		200	H	UNCG	58 47
								84	A	Georgia	64 72		203	A	ETSU	71 56
													203	H	ETSU	72 55
													205	A	Illinois	51 33
													228	A	Samford	76 68
													228	H	Samford	59 49
													228	N	Samford	63 52
													231	A	Ga. Southern	77 56
													237	A	Wofford	61 46
													237	H	Wofford	54 39
													237	N	Wofford	67 42
													259	A	Furman	68 47
													259	H	Furman	76 52
													275	H	Kennesaw St.	61 46
													278	A	Davidson	67 60
													279	A	Western Caro.	59 57
													279	H	Western Caro.	84 53
													337	H	Fla. Atlantic	74 57
													342	A	Winthrop	71 48
LAST 12 Division I GAMES:																
				63	N	Chattanooga	59 61	200	H	UNCG	58 47					
				228	N	Samford	63 52	279	H	Western Caro.	84 53					
				237	N	Wofford	67 42	203	A	ETSU	71 56					
				228	A	Samford	76 68	63	A	Chattanooga	50 70					
				259	A	Furman	68 47	228	H	Samford	59 49					
				237	A	Wofford	61 46	237	H	Wofford	54 39					

Non-Div I Games: West Ga. 67 36 Paine 93 50 Emmanuel (GA) 84 70

Mercer



Average RPI Win:	125	WON-LOST	WINNING	LAST 10	STRENGTH OF	OPP. STRENGTH	TEAM	ADJ.	CONF.	ADJ CONF.
Average RPI Loss:	12	RECORD	PCT. RANK	GAMES	SCHEDULE	OF SCHEDULE	RPI	RPI	RPI	RPI
DIV. I ONLY	23- 8	48	7- 3	21	20	15	15	3	3	
DIV. I NON-CONF.	11- 1	12	0- 0	128	61	16	16	4	4	
TOTALS	RPI 1-25	RPI 26-50	W-L RECORDS	RPI 51-100	RPI 101-150	RPI 150+				
23- 8	2- 7	1- 1	OVERALL	6- 0	8- 0	6- 0				
13- 2	0- 2	0- 0	HOME	3- 0	6- 0	4- 0				
7- 5	1- 4	1- 1	AWAY	2- 0	1- 0	2- 0				
3- 1	1- 1	0- 0	NEUTRAL	1- 0	1- 0	0- 0				
11- 1	1- 1	0- 0	NON-CONFERENCE	2- 0	4- 0	4- 0				
7- 0	0- 0	0- 0	HOME	1- 0	3- 0	3- 0				
3- 1	1- 1	0- 0	AWAY	1- 0	0- 0	1- 0				
1- 0	0- 0	0- 0	NEUTRAL	0- 0	1- 0	0- 0				
12- 7	1- 6	1- 1	CONFERENCE	4- 0	4- 0	2- 0				
6- 2	0- 2	0- 0	HOME	2- 0	3- 0	1- 0				
4- 4	0- 3	1- 1	AWAY	1- 0	1- 0	1- 0				
2- 1	1- 1	0- 0	NEUTRAL	1- 0	0- 0	0- 0				

RPI	S	Opponent	Score	RPI	S	Opponent	Score	RPI	S	Opponent	Score	RPI	S	Opponent	Score
2	H	Notre Dame	55 67	30	A	Syracuse	48 81	51	H	Virginia	63 52	106	A	Virginia Tech	79 69
8	A	Duke	70 83	37	A	North Carolina St.	67 64	58	H	Georgia Tech	75 70	106	H	Virginia Tech	82 75
8	N	Duke	52 57					58	N	Georgia Tech	87 71	111	H	Clemson	81 57
11	A	Louisville	59 63					64	A	St. John's (NY)	62 50	112	N	Albany (NY)	77 53
12	A	Florida St.	71 80					88	A	Wake Forest	79 56	113	H	Charlotte	80 46
12	H	Florida St.	66 81					100	H	Texas Tech	74 56	119	H	North Carolina	100 88
12	N	Florida St.	56 54									127	H	Maine	76 51
14	A	Kentucky	66 82									131	H	Old Dominion	66 56
25	A	Ohio St.	94 89									158	A	Pittsburgh	82 50
												175	H	Boston College	58 51
												209	H	Grambling	89 61
												286	H	Coppin St.	75 35
												307	A	FIU	69 49
												323	H	Loyola Chicago	81 43
LAST 12 Division I GAMES:															
		8 N Duke	52 57			111 H Clemson	81 57								
		12 N Florida St.	56 54			51 H Virginia	63 52								
		58 N Georgia Tech	87 71			12 A Florida St.	71 80								
		58 H Georgia Tech	75 70			88 A Wake Forest	79 56								
		106 A Virginia Tech	79 69			175 H Boston College	58 51								
		8 A Duke	70 83			119 H North Carolina	100 88								

Non-Div I Games:

Miami (FL)

■ Loss, 
■ Non-Conf, S Site, 
■ Home 
■ Away 
N Neutral



Average RPI Win:	271	WON-LOST	WINNING	LAST 10	STRENGTH OF	OPP. STRENGTH	TEAM	ADJ.	CONF.	ADJ CONF.
Average RPI Loss:	123	RECORD	PCT. RANK	GAMES	SCHEDULE	OF SCHEDULE	RPI	RPI	RPI	RPI
DIV. I ONLY	9- 20	272	4- 6	153	173	241	241	10	10	
DIV. I NON-CONF.	4- 7	224	0- 0	214	339	245	245	11	11	
TOTALS	RPI 1-25	RPI 26-50	W-L RECORDS	RPI 51-100	RPI 101-150	RPI 150+				
9- 20	0- 0	0- 1	OVERALL	0- 10	0- 2	9- 7				
2- 10	0- 0	0- 0	HOME	0- 5	0- 1	2- 4				
5- 8	0- 0	0- 1	AWAY	0- 5	0- 1	5- 1				
2- 2	0- 0	0- 0	NEUTRAL	0- 0	0- 0	2- 2				
4- 7	0- 0	0- 0	NON-CONFERENCE	0- 1	0- 1	4- 5				
0- 3	0- 0	0- 0	HOME	0- 1	0- 0	0- 2				
2- 2	0- 0	0- 0	AWAY	0- 0	0- 1	2- 1				
2- 2	0- 0	0- 0	NEUTRAL	0- 0	0- 0	2- 2				
5- 13	0- 0	0- 1	CONFERENCE	0- 9	0- 1	5- 2				
2- 7	0- 0	0- 0	HOME	0- 4	0- 1	2- 2				
3- 6	0- 0	0- 1	AWAY	0- 5	0- 0	3- 0				
0- 0	0- 0	0- 0	NEUTRAL	0- 0	0- 0	0- 0				

RPI 1-25				RPI 26-50				RPI 51-100				RPI 101+				Team's RPI: 241			
RPI	S	Opponent	Score	RPI	S	Opponent	Score	RPI	S	Opponent	Score	RPI	S	Opponent	Score				
				38	A	Central Mich.	61 80					55	A	Ohio	63 77	117	H	Ball St.	60 81
												55	H	Ohio	62 79	137	A	Wright St.	57 65
												56	A	Toledo	50 64	167	N	La Salle	70 79
												66	H	IUPUI	53 65	170	H	Western Mich.	60 85
												89	A	Northern Ill.	76 89	180	A	Morehead St.	43 77
												89	H	Northern Ill.	61 63	181	H	Cincinnati	43 49
												92	A	Kent St.	66 84	194	N	Providence	59 75
												92	H	Kent St.	51 78	234	H	Indiana St.	54 62
												96	A	Buffalo	45 71	238	A	Akron	66 62
												96	H	Buffalo	51 68	238	H	Akron	54 49
																258	A	Bowling Green	75 65
																258	H	Bowling Green	59 61
																263	A	Austin Peay	73 58
																270	N	Eastern Ky.	65 54
																283	A	Eastern Mich.	79 63
																283	H	Eastern Mich.	72 61
																294	A	Northern Ky.	60 50
																315	N	Fort Wayne	69 47
LAST 12 Division I GAMES:																			
				258	A	Bowling Green	75 65					283	A	Eastern Mich.	79 63				
				92	H	Kent St.	51 78					238	H	Akron	54 49				
				55	A	Ohio	63 77					117	H	Ball St.	60 81				
				238	A	Akron	66 62					92	A	Kent St.	66 84				
				258	H	Bowling Green	59 61					55	H	Ohio	62 79				
				89	H	Northern Ill.	61 63					89	A	Northern Ill.	76 89				

Non-Div I Games: Cedarville 70 57 Northwood 64 49

Miami (OH)

■ Loss, 
 ■ Non-Conf, 
 ■ S Site, 
 ■ Home 
 ■ A Away 
 N Neutral



## Michigan

Through Games Of March 5, 2017

Average RPI Win:	164	WON-LOST	WINNING	LAST 10	STRENGTH OF	OPP. STRENGTH	TEAM	ADJ.	CONF.	ADJ CONF.
Average RPI Loss:	54	RECORD	PCT. RANK	GAMES	SCHEDULE	OF SCHEDULE	RPI	RPI	RPI	RPI
DIV. I ONLY	22- 9	64	6- 4	99	71	44	44	6	6	
DIV. I NON-CONF.	11- 3	53	0- 0	129	143	50	50	6	6	
TOTALS	RPI 1-25	RPI 26-50	W-L RECORDS	RPI 51-100	RPI 101-150	RPI 150+				
22- 9	0- 4	1- 3	OVERALL	7- 1	1- 0	13- 1				
14- 1	0- 0	1- 1	HOME	4- 0	1- 0	8- 0				
6- 6	0- 3	0- 1	AWAY	2- 1	0- 0	4- 1				
2- 2	0- 1	0- 1	NEUTRAL	1- 0	0- 0	1- 0				
11- 3	0- 2	0- 0	NON-CONFERENCE	3- 0	1- 0	7- 1				
7- 0	0- 0	0- 0	HOME	1- 0	1- 0	5- 0				
2- 2	0- 1	0- 0	AWAY	1- 0	0- 0	1- 1				
2- 1	0- 1	0- 0	NEUTRAL	1- 0	0- 0	1- 0				
11- 6	0- 2	1- 3	CONFERENCE	4- 1	0- 0	6- 0				
7- 1	0- 0	1- 1	HOME	3- 0	0- 0	3- 0				
4- 4	0- 2	0- 1	AWAY	1- 1	0- 0	3- 0				
0- 1	0- 0	0- 1	NEUTRAL	0- 0	0- 0	0- 0				

RPI 1-25				RPI 26-50				Team's RPI: 44	RPI 51-100				RPI 101+			
RPI	S	Opponent	Score	RPI	S	Opponent	Score		RPI	S	Opponent	Score	RPI	S	Opponent	Score
9	A	UCLA	64 84	42	H	Michigan St.	68 86		54	A	Purdue	72 62	149	H	Oakland	101 63
12	N	Florida St.	62 76	42	N	Michigan St.	64 74		55	H	Ohio	69 46	170	H	Western Mich.	66 40
16	A	Maryland	70 83	50	A	Indiana	61 72		58	A	Georgia Tech	92 52	190	H	American	82 33
25	A	Ohio St.	87 96	50	H	Indiana	78 74		60	H	Iowa	72 70	197	A	Nebraska	84 51
									68	H	Northwestern	80 54	197	H	Nebraska	88 60
									69	H	Minnesota	84 69	202	A	Xavier	58 61
									76	N	Gonzaga	78 66	205	A	Illinois	86 70
									85	A	Penn St.	75 76	212	A	Wisconsin	73 56
													212	H	Wisconsin	75 66
													216	H	Howard	109 41
													224	H	Rutgers	63 50
													257	A	San Diego St.	92 57
													266	H	Niagara	107 35
													272	H	Vermont	78 56
													342	N	Winthrop	76 39
LAST 12 Division I GAMES:																
		42 N Michigan St.	64 74			54 A Purdue	72 62									
		85 A Penn St.	75 76			60 H Iowa	72 70									
		197 H Nebraska	88 60			205 A Illinois	86 70									
		42 H Michigan St.	68 86			68 H Northwestern	80 54									
		50 A Indiana	61 72			197 A Nebraska	84 51									
		212 H Wisconsin	75 66			16 A Maryland	70 83									

Non-Div I Games:

Michigan

■ Loss, 
■ Non-Conf, 
■ S Site, 
■ H Home 
■ A Away 
N Neutral



Average RPI Win:	138	WON-LOST	WINNING	LAST 10	STRENGTH OF	OPP. STRENGTH	TEAM	ADJ.	CONF.	ADJ CONF.
Average RPI Loss:	69	RECORD	PCT. RANK	GAMES	SCHEDULE	OF SCHEDULE	RPI	RPI	RPI	RPI
DIV. I ONLY	21- 11	92	6- 4	56	54	42	42	6	6	
DIV. I NON-CONF.	10- 3	54	0- 0	61	59	31	31	6	6	
TOTALS	RPI 1-25	RPI 26-50	W-L RECORDS	RPI 51-100	RPI 101-150	RPI 150+				
21- 11	1- 3	4- 2	OVERALL	4- 4	2- 0	10- 2				
11- 3	1- 2	1- 0	HOME	3- 1	1- 0	5- 0				
7- 7	0- 0	2- 2	AWAY	1- 3	0- 0	4- 2				
3- 1	0- 1	1- 0	NEUTRAL	0- 0	1- 0	1- 0				
10- 3	0- 1	1- 2	NON-CONFERENCE	1- 0	2- 0	6- 0				
5- 1	0- 1	0- 0	HOME	1- 0	1- 0	3- 0				
4- 2	0- 0	1- 2	AWAY	0- 0	0- 0	3- 0				
1- 0	0- 0	0- 0	NEUTRAL	0- 0	1- 0	0- 0				
11- 8	1- 2	3- 0	CONFERENCE	3- 4	0- 0	4- 2				
6- 2	1- 1	1- 0	HOME	2- 1	0- 0	2- 0				
3- 5	0- 0	1- 0	AWAY	1- 3	0- 0	1- 2				
2- 1	0- 1	1- 0	NEUTRAL	0- 0	0- 0	1- 0				

RPI 1-25				RPI 26-50				Team's RPI: 42	RPI 51-100				RPI 101+			
RPI	S	Opponent	Score	RPI	S	Opponent	Score		RPI	S	Opponent	Score	RPI	S	Opponent	Score
2	H	Notre Dame	61 79	30	A	Syracuse	64 75		54	A	Purdue	54 66	136	N	Delaware	81 64
16	H	Maryland	72 89	35	A	Oregon	55 88		54	H	Purdue	66 76	149	H	Oakland	81 74
16	N	Maryland	89 100	39	A	Quinnipiac	71 54		60	A	Iowa	83 87	152	H	Northeastern	78 44
25	H	Ohio St.	94 75	44	A	Michigan	86 68		68	A	Northwestern	65 76	157	A	CSUN	63 59
				44	N	Michigan	74 64		69	A	Minnesota	93 74	170	A	Western Mich.	68 64
				50	H	Indiana	69 60		69	H	Minnesota	85 69	197	A	Nebraska	74 76
									85	H	Penn St.	73 64	197	H	Nebraska	93 73
									87	H	Wyoming	63 51	205	H	Illinois	71 47
													212	A	Wisconsin	81 57
													212	N	Wisconsin	70 63
													224	A	Rutgers	58 62
													226	H	Southern U.	70 55
													278	H	Davidson	70 34
													302	A	Rhode Island	85 48
LAST 12 Division I GAMES:																
		16	N	Maryland	89	100			69	H	Minnesota	85	69			
		44	N	Michigan	74	64			16	H	Maryland	72	89			
		212	N	Wisconsin	70	63			60	A	Iowa	83	87			
		197	A	Nebraska	74	76			50	H	Indiana	69	60			
		85	H	Penn St.	73	64			69	A	Minnesota	93	74			
		44	A	Michigan	86	68			212	A	Wisconsin	81	57			

Non-Div I Games:

Michigan St.

■ Loss, 
■ Non-Conf, 
■ S Site, 
■ H Home 
■ A Away 
N Neutral



Average RPI Win:	208	WON-LOST	WINNING	LAST 10	STRENGTH OF	OPP. STRENGTH	TEAM	ADJ.	CONF.	ADJ CONF.
Average RPI Loss:	47	RECORD	PCT. RANK	GAMES	SCHEDULE	OF SCHEDULE	RPI	RPI	RPI	RPI
DIV. I ONLY	20- 9	70	9- 1	116	95	81	81	14	14	
DIV. I NON-CONF.	5- 6	186	0- 0	34	5	105	105	16	16	
TOTALS	RPI 1-25	RPI 26-50	W-L RECORDS	RPI 51-100	RPI 101-150	RPI 150+				
20- 9	0- 2	1- 3	OVERALL	1- 3	3- 1	15- 0				
11- 5	0- 1	1- 2	HOME	1- 2	0- 0	9- 0				
9- 4	0- 1	0- 1	AWAY	0- 1	3- 1	6- 0				
0- 0	0- 0	0- 0	NEUTRAL	0- 0	0- 0	0- 0				
5- 6	0- 2	1- 1	NON-CONFERENCE	1- 3	0- 0	3- 0				
3- 4	0- 1	1- 1	HOME	1- 2	0- 0	1- 0				
2- 2	0- 1	0- 0	AWAY	0- 1	0- 0	2- 0				
0- 0	0- 0	0- 0	NEUTRAL	0- 0	0- 0	0- 0				
15- 3	0- 0	0- 2	CONFERENCE	0- 0	3- 1	12- 0				
8- 1	0- 0	0- 1	HOME	0- 0	0- 0	8- 0				
7- 2	0- 0	0- 1	AWAY	0- 0	3- 1	4- 0				
0- 0	0- 0	0- 0	NEUTRAL	0- 0	0- 0	0- 0				

RPI 1-25			RPI 26-50			RPI 51-100			Team's RPI: 81	RPI 101+		
RPI	S	Opponent	Score	RPI	S	Opponent	Score	RPI	S	Opponent	Score	
11	H	Louisville	72 91	34	H	Arizona St.	48 69	51	A	Virginia	51 63	113 A Charlotte 83 81
14	A	Kentucky	48 61	38	H	Central Mich.	79 69	55	H	Ohio	52 73	120 A Southern Miss. 61 81
				40	A	Western Ky.	51 66	58	H	Georgia Tech	60 61	131 A Old Dominion 80 63
				40	H	Western Ky.	75 82	73	H	Tulane	62 59	145 A Louisiana Tech 79 65
												154 A Missouri St. 71 52
												161 H Rice 71 61
												172 A UAB 64 61
												172 H UAB 87 56
												178 H UTSA 77 63
												196 H North Texas 60 52
												243 A Marshall 72 63
												243 H Marshall 94 69
												263 H Austin Peay 82 51
												282 A Tennessee Tech 73 62
												298 H UTEP 76 53
												307 A FIU 88 53
												307 H FIU 95 43
												337 A Fla. Atlantic 71 59
												337 H Fla. Atlantic 87 69
LAST 12 Division I GAMES:												
337	A	Fla. Atlantic	71 59	131	A	Old Dominion	80 63					
307	A	FIU	88 53	298	H	UTEP	76 53					
172	H	UAB	87 56	178	H	UTSA	77 63					
243	H	Marshall	94 69	145	A	Louisiana Tech	79 65					
40	H	Western Ky.	75 82	120	A	Southern Miss.	61 81					
113	A	Charlotte	83 81	337	H	Fla. Atlantic	87 69					

Non-Div I Games:

Middle Tenn.



Average RPI Win:	251	WON-LOST	WINNING	LAST 10	STRENGTH OF	OPP. STRENGTH	TEAM	ADJ.	CONF.	ADJ CONF.
Average RPI Loss:	123	RECORD	PCT. RANK	GAMES	SCHEDULE	OF SCHEDULE	RPI	RPI	RPI	RPI
DIV. I ONLY	20- 10	86	6- 4	303	206	147	147	19	19	
DIV. I NON-CONF.	8- 3	67	1- 0	335	171	171	171	21	21	
TOTALS	RPI 1-25	RPI 26-50	W-L RECORDS	RPI 51-100	RPI 101-150	RPI 150+				
20- 10	0- 0	1- 2	OVERALL	1- 2	2- 5	16- 1				
11- 3	0- 0	1- 0	HOME	1- 1	1- 2	8- 0				
7- 7	0- 0	0- 2	AWAY	0- 1	0- 3	7- 1				
2- 0	0- 0	0- 0	NEUTRAL	0- 0	1- 0	1- 0				
8- 3	0- 0	0- 1	NON-CONFERENCE	1- 2	0- 0	7- 0				
4- 1	0- 0	0- 0	HOME	1- 1	0- 0	3- 0				
3- 2	0- 0	0- 1	AWAY	0- 1	0- 0	3- 0				
1- 0	0- 0	0- 0	NEUTRAL	0- 0	0- 0	1- 0				
12- 7	0- 0	1- 1	CONFERENCE	0- 0	2- 5	9- 1				
7- 2	0- 0	1- 0	HOME	0- 0	1- 2	5- 0				
4- 5	0- 0	0- 1	AWAY	0- 0	0- 3	4- 1				
1- 0	0- 0	0- 0	NEUTRAL	0- 0	1- 0	0- 0				

RPI 1-25				RPI 26-50				RPI 51-100				RPI 101+				Team's RPI: 147	
RPI	S	Opponent	Score	RPI	S	Opponent	Score	RPI	S	Opponent	Score	RPI	S	Opponent	Score		
				28	A	Green Bay	47 89	68	H	Northwestern	63 65	137	A	Wright St.	52 62		
				28	H	Green Bay	72 60	74	H	Western Ill.	76 68	137	H	Wright St.	51 69		
				32	A	Marquette	74 85	89	A	Northern Ill.	104 114	148	A	Detroit Mercy	63 77		
												148	H	Detroit Mercy	81 69		
												149	A	Oakland	63 77		
												149	H	Oakland	73 75		
												149	N	Oakland	82 60		
												183	A	Cleveland St.	80 78		
												183	H	Cleveland St.	76 72		
												212	H	Wisconsin	80 63		
												272	A	Vermont	68 44		
												292	A	Valparaiso	85 74		
												292	H	Valparaiso	80 64		
												294	A	Northern Ky.	51 72		
												294	H	Northern Ky.	72 44		
												299	H	North Dakota St.	79 74		
												314	A	Illinois St.	68 60		
												317	A	Youngstown St.	78 74		
												317	H	Youngstown St.	86 82		
												319	A	Ill.-Chicago	88 65		
												319	H	Ill.-Chicago	83 55		
												323	A	Loyola Chicago	73 46		
												336	N	LIU Brooklyn	88 50		
												345	H	Chicago St.	71 49		
LAST 12 Division I GAMES:																	
				149	N	Oakland	82 60	183	H	Cleveland St.	76 72						
				272	A	Vermont	68 44	317	H	Youngstown St.	86 82						
				137	A	Wright St.	52 62	149	A	Oakland	63 77						
				294	A	Northern Ky.	51 72	148	A	Detroit Mercy	63 77						
				292	H	Valparaiso	80 64	317	A	Youngstown St.	78 74						
				28	H	Green Bay	72 60	183	A	Cleveland St.	80 78						

Non-Div I Games:

Milwaukee

■ Loss, 
 ■ Non-Conf, S Site, 
 ■ Home 
 ■ Away 
 N Neutral



Average RPI Win:	136	WON-LOST	WINNING	LAST 10	STRENGTH OF	OPP. STRENGTH	TEAM	ADJ.	CONF.	ADJ CONF.
Average RPI Loss:	43	RECORD	PCT. RANK	GAMES	SCHEDULE	OF SCHEDULE	RPI	RPI	RPI	RPI
DIV. I ONLY	15- 16	175	4- 6	8	64	69	69	6	6	
DIV. I NON-CONF.	9- 4	85	0- 0	11	29	33	33	6	6	
TOTALS	RPI 1-25	RPI 26-50	W-L RECORDS	RPI 51-100	RPI 101-150	RPI 150+				
15- 16	0- 7	1- 4	OVERALL	5- 4	3- 1	6- 0				
11- 5	0- 3	1- 1	HOME	4- 1	1- 0	5- 0				
3- 8	0- 3	0- 3	AWAY	0- 2	2- 0	1- 0				
1- 3	0- 1	0- 0	NEUTRAL	1- 1	0- 1	0- 0				
9- 4	0- 2	1- 0	NON-CONFERENCE	3- 1	3- 1	2- 0				
7- 1	0- 1	1- 0	HOME	3- 0	1- 0	2- 0				
2- 1	0- 1	0- 0	AWAY	0- 0	2- 0	0- 0				
0- 2	0- 0	0- 0	NEUTRAL	0- 1	0- 1	0- 0				
6- 12	0- 5	0- 4	CONFERENCE	2- 3	0- 0	4- 0				
4- 4	0- 2	0- 1	HOME	1- 1	0- 0	3- 0				
1- 7	0- 2	0- 3	AWAY	0- 2	0- 0	1- 0				
1- 1	0- 1	0- 0	NEUTRAL	1- 0	0- 0	0- 0				

RPI 1-25				RPI 26-50				RPI 51-100 Team's RPI: 69				RPI 101+			
RPI	S	Opponent	Score	RPI	S	Opponent	Score	RPI	S	Opponent	Score	RPI	S	Opponent	Score
3	A	South Carolina	58 98	42	A	Michigan St.	69 85	54	H	Purdue	54 67	119	N	North Carolina	77 91
12	H	Florida St.	61 75	42	H	Michigan St.	74 93	57	H	Belmont	75 74	144	A	VCU	79 69
16	A	Maryland	60 93	43	H	Harvard	103 87	60	A	Iowa	65 80	148	H	Detroit Mercy	111 91
16	H	Maryland	72 83	44	A	Michigan	69 84	65	H	Georgetown	68 60	150	A	New Mexico	69 65
16	N	Maryland	80 92	50	A	Indiana	62 78	68	H	Northwestern	71 61	156	H	Army West Point	70 52
25	A	Ohio St.	62 87					84	N	Georgia	58 70	197	A	Nebraska	79 69
25	H	Ohio St.	76 88					85	A	Penn St.	66 77	198	H	Seton Hall	90 57
								85	N	Penn St.	70 64	205	H	Illinois	78 50
								92	H	Kent St.	92 62	212	H	Wisconsin	88 60
												224	H	Rutgers	80 46
LAST 12 Division I GAMES:															
		16 N Maryland	80 92			224 H Rutgers	80 46								
		85 N Penn St.	70 64			85 A Penn St.	66 77								
		68 H Northwestern	71 61			197 A Nebraska	79 69								
		16 A Maryland	60 93			42 H Michigan St.	74 93								
		54 H Purdue	54 67			25 H Ohio St.	76 88								
		42 A Michigan St.	69 85			60 A Iowa	65 80								

Non-Div I Games:

Minnesota

■ Loss, 
■ Non-Conf, 
■ S Site, 
■ H Home 
■ A Away 
N Neutral



Average RPI Win:	94	WON-LOST	WINNING	LAST 10	STRENGTH OF	OPP. STRENGTH	TEAM	ADJ.	CONF.	ADJ CONF.
Average RPI Loss:	10	RECORD	PCT. RANK	GAMES	SCHEDULE	OF SCHEDULE	RPI	RPI	RPI	RPI
DIV. I ONLY	29- 4	5	7- 3	20	4	6	6	2	2	
DIV. I NON-CONF.	14- 0	1	0- 0	82	18	5	5	2	2	
TOTALS	RPI 1-25	RPI 26-50	W-L RECORDS	RPI 51-100	RPI 101-150	RPI 150+				
29- 4	6- 4	5- 0	OVERALL	6- 0	7- 0	5- 0				
10- 1	3- 1	1- 0	HOME	2- 0	2- 0	2- 0				
12- 2	2- 2	2- 0	AWAY	2- 0	4- 0	2- 0				
7- 1	1- 1	2- 0	NEUTRAL	2- 0	1- 0	1- 0				
14- 0	1- 0	2- 0	NON-CONFERENCE	4- 0	3- 0	4- 0				
3- 0	1- 0	0- 0	HOME	0- 0	0- 0	2- 0				
6- 0	0- 0	1- 0	AWAY	2- 0	2- 0	1- 0				
5- 0	0- 0	1- 0	NEUTRAL	2- 0	1- 0	1- 0				
15- 4	5- 4	3- 0	CONFERENCE	2- 0	4- 0	1- 0				
7- 1	2- 1	1- 0	HOME	2- 0	2- 0	0- 0				
6- 2	2- 2	1- 0	AWAY	0- 0	2- 0	1- 0				
2- 1	1- 1	1- 0	NEUTRAL	0- 0	0- 0	0- 0				

RPI 1-25				Team's RPI: 6		RPI 26-50				RPI 51-100				RPI 101+			
RPI	S	Opponent	Score	RPI	S	Opponent	Score	RPI	S	Opponent	Score	RPI	S	Opponent	Score		
3	A	South Carolina	61 64	35	N	Oregon	75 63	59	A	Iowa St.	85 81	101	N	SMU	91 42		
3	N	South Carolina	49 59	36	H	LSU	74 48	62	N	Villanova	108 62	110	H	Vanderbilt	86 41		
13	H	Texas	79 68	36	N	LSU	78 61	73	N	Tulane	66 49	118	A	Ole Miss	66 44		
14	A	Kentucky	75 78	45	A	Auburn	77 47	84	H	Georgia	58 49	118	H	Ole Miss	73 62		
21	A	Tennessee	74 64	46	A	Little Rock	58 44	86	H	Florida	82 49	120	A	Southern Miss.	72 50		
21	H	Tennessee	64 82					90	A	Southern California	76 72	127	A	Maine	87 43		
23	A	Texas A&M	72 67									132	A	Alabama	67 54		
23	H	Texas A&M	71 61									171	A	Arkansas	59 51		
23	N	Texas A&M	66 50									207	N	San Jose St.	88 51		
24	H	Missouri	70 53									211	H	Alabama St.	90 47		
												248	A	Hawaii	66 41		
												293	H	Northwestern St.	106 30		
LAST 12 Division I GAMES:																	
				3	N	South Carolina	49 59	84	H	Georgia	58 49						
				23	N	Texas A&M	66 50	118	A	Ole Miss	66 44						
				36	N	LSU	78 61	110	H	Vanderbilt	86 41						
				21	H	Tennessee	64 82	24	H	Missouri	70 53						
				14	A	Kentucky	75 78	45	A	Auburn	77 47						
				23	A	Texas A&M	72 67	23	H	Texas A&M	71 61						

Non-Div I Games:

Mississippi St.

Loss, Non-Conf, S Site, H Home A Away N Neutral



Average RPI Win:	294	WON-LOST	WINNING	LAST 10	STRENGTH OF	OPP. STRENGTH	TEAM	ADJ.	CONF.	ADJ CONF.
Average RPI Loss:	201	RECORD	PCT. RANK	GAMES	SCHEDULE	OF SCHEDULE	RPI	RPI	RPI	RPI
DIV. I ONLY	8- 19	282	2- 8	306	326	310	310	30	30	
DIV. I NON-CONF.	1- 8	314	0- 0	110	146	261	261	30	30	
TOTALS	RPI 1-25	RPI 26-50	W-L RECORDS	RPI 51-100	RPI 101-150	RPI 150+				
8- 19	0- 1	0- 0	OVERALL	0- 0	0- 4	8- 14				
4- 7	0- 0	0- 0	HOME	0- 0	0- 1	4- 6				
4- 12	0- 0	0- 0	AWAY	0- 0	0- 1	4- 2				
0- 0	0- 0	0- 0	NEUTRAL	0- 0	0- 0	0- 0				
1- 8	0- 1	0- 0	NON-CONFERENCE	0- 0	0- 4	1- 3				
0- 2	0- 0	0- 0	HOME	0- 0	0- 1	0- 1				
1- 6	0- 1	0- 0	AWAY	0- 0	0- 3	1- 2				
0- 0	0- 0	0- 0	NEUTRAL	0- 0	0- 0	0- 0				
7- 11	0- 0	0- 0	CONFERENCE	0- 0	0- 0	7- 11				
4- 5	0- 0	0- 0	HOME	0- 0	0- 0	4- 5				
3- 6	0- 0	0- 0	AWAY	0- 0	0- 0	3- 6				
0- 0	0- 0	0- 0	NEUTRAL	0- 0	0- 0	0- 0				

RPI 1-25				RPI 26-50				RPI 51-100				RPI 101+ Team's RPI: 310			
RPI	S	Opponent	Score	RPI	S	Opponent	Score	RPI	S	Opponent	Score	RPI	S	Opponent	Score
5	A	Baylor	36 101									108	H	Colorado	64 76
												118	A	Ole Miss	30 67
												120	A	Southern Miss.	55 83
												132	A	Alabama	44 93
												172	A	UAB	46 80
												191	A	Texas Southern	54 60
												191	H	Texas Southern	75 74
												209	A	Grambling	67 88
												209	H	Grambling	51 82
												211	A	Alabama St.	57 71
												211	H	Alabama St.	73 79
												212	A	Wisconsin	61 103
												226	A	Southern U.	44 51
												226	H	Southern U.	51 62
												264	H	Murray St.	62 80
												269	A	Prairie View	65 96
												269	H	Prairie View	64 55
												284	A	Ark.-Pine Bluff	73 63
												284	H	Ark.-Pine Bluff	57 54
												293	A	Northwestern St.	68 64
												304	A	Alcorn	49 69
												304	H	Alcorn	60 68
												334	A	Jackson St.	62 57
												334	H	Jackson St.	60 63
												349	A	Alabama A&M	58 52
												349	H	Alabama A&M	60 58
LAST 12 Division I GAMES:															
284	H	Ark.-Pine Bluff	57 54	304	H	Alcorn	60 68	211	A	Alabama St.	57 71	334	A	Jackson St.	62 57
209	H	Grambling	51 82	349	A	Alabama A&M	58 52	209	A	Grambling	67 88	349	A	Alabama A&M	58 52
334	H	Jackson St.	60 63	269	A	Prairie View	65 96	349	A	Jackson St.	62 57	191	H	Texas Southern	75 74
191	A	Texas Southern	54 60	226	H	Southern U.	51 62								

Non-Div I Games: Blue Mountain 66 40 Tougaloo 99 55

Mississippi Val.

Loss, Non-Conf, S Site, H Home A Away N Neutral



Average RPI Win:	121	WON-LOST	WINNING	LAST 10	STRENGTH OF	OPP. STRENGTH	TEAM	ADJ.	CONF.	ADJ CONF.
Average RPI Loss:	46	RECORD	PCT. RANK	GAMES	SCHEDULE	OF SCHEDULE	RPI	RPI	RPI	RPI
DIV. I ONLY	21- 10	82	7- 3	17	45	24	24	2	2	
DIV. I NON-CONF.	10- 4	80	0- 0	35	132	39	39	2	2	
TOTALS	RPI 1-25	RPI 26-50	W-L RECORDS	RPI 51-100	RPI 101-150	RPI 150+				
21- 10	4- 5	1- 1	OVERALL	3- 3	4- 1	9- 0				
15- 1	3- 0	1- 0	HOME	2- 0	2- 1	7- 0				
5- 7	0- 1	0- 0	AWAY	1- 0	2- 0	2- 0				
1- 2	1- 1	0- 0	NEUTRAL	0- 1	0- 0	0- 0				
10- 4	1- 1	0- 0	NON-CONFERENCE	1- 3	1- 0	7- 0				
8- 0	0- 0	0- 0	HOME	1- 0	1- 0	6- 0				
1- 3	0- 1	0- 0	AWAY	0- 2	0- 0	1- 0				
1- 1	1- 0	0- 0	NEUTRAL	0- 1	0- 0	0- 0				
11- 6	3- 4	1- 1	CONFERENCE	2- 0	3- 1	2- 0				
7- 1	3- 0	1- 0	HOME	1- 0	1- 1	1- 0				
4- 4	0- 3	0- 1	AWAY	1- 0	2- 0	1- 0				
0- 1	0- 1	0- 0	NEUTRAL	0- 0	0- 0	0- 0				

RPI	S	Opponent	Score	RPI	S	Opponent	Score	RPI	S	Opponent	Score	RPI	S	Opponent	Score
3	H	South Carolina	62 60	36	A	LSU	71 80	58	N	Georgia Tech	70 72	107	H	Abilene Christian	52 46
6	A	Mississippi St.	53 70	45	H	Auburn	68 53	66	A	IUPUI	45 73	110	A	Vanderbilt	74 68
10	A	Washington	66 79					74	H	Western Ill.	71 68	118	H	Ole Miss	100 65
14	A	Kentucky	62 64					84	H	Georgia	63 45	132	A	Alabama	65 56
14	H	Kentucky	73 67					86	A	Florida	74 67	132	H	Alabama	58 59
21	A	Tennessee	66 77					95	A	Saint Louis	61 72	154	H	Missouri St.	73 49
22	N	Creighton	72 63									171	A	Arkansas	60 46
23	H	Texas A&M	78 76									171	H	Arkansas	67 56
23	N	Texas A&M	48 62									179	H	UC Riverside	68 62
												182	H	Wichita St.	64 57
												197	A	Nebraska	55 35
												206	H	SIUE	72 60
												219	H	UT Martin	80 69
												234	H	Indiana St.	77 48
LAST 12 Division I GAMES:															
23	N	Texas A&M	48 62	21	A	Tennessee	66 77								
132	A	Alabama	65 56	6	A	Mississippi St.	53 70								
118	H	Ole Miss	100 65	14	H	Kentucky	73 67								
3	H	South Carolina	62 60	45	H	Auburn	68 53								
86	A	Florida	74 67	171	A	Arkansas	60 46								
171	H	Arkansas	67 56	23	H	Texas A&M	78 76								

Non-Div I Games:

Missouri



Average RPI Win:	231	WON-LOST	WINNING	LAST 10	STRENGTH OF	OPP. STRENGTH	TEAM	ADJ.	CONF.	ADJ CONF.
Average RPI Loss:	96	RECORD	PCT. RANK	GAMES	SCHEDULE	OF SCHEDULE	RPI	RPI	RPI	RPI
DIV. I ONLY	15- 13	154	7- 3	183	114	154	154	16	16	
DIV. I NON-CONF.	3- 7	250	0- 0	138	16	211	211	14	14	
TOTALS	RPI 1-25	RPI 26-50	W-L RECORDS	RPI 51-100	RPI 101-150	RPI 150+				
15- 13	0- 1	0- 5	OVERALL	0- 3	0- 0	15- 4				
8- 5	0- 0	0- 3	HOME	0- 1	0- 0	8- 1				
7- 7	0- 1	0- 2	AWAY	0- 1	0- 0	7- 3				
0- 1	0- 0	0- 0	NEUTRAL	0- 1	0- 0	0- 0				
3- 7	0- 1	0- 1	NON-CONFERENCE	0- 3	0- 0	3- 2				
2- 2	0- 0	0- 1	HOME	0- 1	0- 0	2- 0				
1- 4	0- 1	0- 0	AWAY	0- 1	0- 0	1- 2				
0- 1	0- 0	0- 0	NEUTRAL	0- 1	0- 0	0- 0				
12- 6	0- 0	0- 4	CONFERENCE	0- 0	0- 0	12- 2				
6- 3	0- 0	0- 2	HOME	0- 0	0- 0	6- 1				
6- 3	0- 0	0- 2	AWAY	0- 0	0- 0	6- 1				
0- 0	0- 0	0- 0	NEUTRAL	0- 0	0- 0	0- 0				

RPI 1-25				RPI 26-50				RPI 51-100				RPI 101+ Team's RPI: 154			
RPI	S	Opponent	Score	RPI	S	Opponent	Score	RPI	S	Opponent	Score	RPI	S	Opponent	Score
24	A	Missouri	49 73	26	A	Drake	91 98	68	A	Northwestern	52 75	155	A	Oral Roberts	56 78
				26	H	Drake	64 90	81	H	Middle Tenn.	52 71	162	A	Memphis	60 69
				46	H	Little Rock	47 58	90	N	Southern California	67 89	165	A	Southern Ill.	78 60
				48	A	UNI	64 65					165	H	Southern Ill.	73 59
				48	H	UNI	54 61					171	H	Arkansas	64 62
												182	A	Wichita St.	65 60
												182	H	Wichita St.	73 62
												185	A	Kansas	87 64
												196	H	North Texas	63 54
												234	A	Indiana St.	49 46
												234	H	Indiana St.	73 63
												235	A	Bradley	56 62
												235	H	Bradley	73 75
												239	A	Evansville	77 41
												239	H	Evansville	68 43
												314	A	Illinois St.	77 44
												314	H	Illinois St.	65 60
												323	A	Loyola Chicago	60 32
												323	H	Loyola Chicago	61 52
LAST 12 Division I GAMES:															
				48	A	UNI	64 65	239	H	Evansville	68 43				
				26	A	Drake	91 98	165	H	Southern Ill.	73 59				
				323	H	Loyola Chicago	61 52	182	A	Wichita St.	65 60				
				234	H	Indiana St.	73 63	234	A	Indiana St.	49 46				
				314	A	Illinois St.	77 44	323	A	Loyola Chicago	60 32				
				235	A	Bradley	56 62	235	H	Bradley	73 75				

Non-Div I Games: Alas. Anchorage 65 58

Missouri St.



Average RPI Win:	241	WON-LOST	WINNING	LAST 10	STRENGTH OF	OPP. STRENGTH	TEAM	ADJ.	CONF.	ADJ CONF.
Average RPI Loss:	178	RECORD	PCT. RANK	GAMES	SCHEDULE	OF SCHEDULE	RPI	RPI	RPI	RPI
DIV. I ONLY	15- 16	175	5- 5	286	245	215	215	18	18	
DIV. I NON-CONF.	5- 4	143	0- 0	314	327	216	216	17	17	
TOTALS	RPI 1-25	RPI 26-50	W-L RECORDS	RPI 51-100	RPI 101-150	RPI 150+				
15- 16	0- 0	1- 1	OVERALL	0- 0	1- 5	13- 10				
7- 6	0- 0	1- 0	HOME	0- 0	1- 2	5- 4				
7- 8	0- 0	0- 1	AWAY	0- 0	0- 0	7- 1				
1- 2	0- 0	0- 0	NEUTRAL	0- 0	0- 1	1- 1				
5- 4	0- 0	0- 0	NON-CONFERENCE	0- 0	0- 1	5- 3				
1- 2	0- 0	0- 0	HOME	0- 0	0- 1	1- 1				
4- 1	0- 0	0- 0	AWAY	0- 0	0- 0	4- 1				
0- 1	0- 0	0- 0	NEUTRAL	0- 0	0- 0	0- 1				
10- 12	0- 0	1- 1	CONFERENCE	0- 0	1- 4	8- 7				
6- 4	0- 0	1- 0	HOME	0- 0	1- 1	4- 3				
3- 7	0- 0	0- 1	AWAY	0- 0	0- 2	3- 4				
1- 1	0- 0	0- 0	NEUTRAL	0- 0	0- 1	1- 0				

RPI 1-25			RPI 26-50			RPI 51-100			RPI 101+			Team's RPI: 215			
RPI	S	Opponent	Score	RPI	S	Opponent	Score	RPI	S	Opponent	Score	RPI	S	Opponent	Score
				39	A	Quinnipiac	54 74					105	A	Rider	63 75
				39	H	Quinnipiac	61 58					105	H	Rider	69 71
												105	N	Rider	51 67
												111	H	Clemson	47 60
												146	A	Iona	54 60
												146	H	Iona	75 65
												159	A	Fairfield	60 53
												159	H	Fairfield	68 71
												176	A	Siena	76 85
												176	H	Siena	86 91
												184	N	Hartford	72 75
												189	A	Robert Morris	69 56
												193	A	Sacred Heart	65 54
												194	H	Providence	58 62
												230	A	Marist	66 76
												230	H	Marist	79 69
												253	A	Canisius	54 74
												253	H	Canisius	55 53
												266	A	Niagara	45 66
												266	H	Niagara	68 62
												277	A	Manhattan	63 50
												277	H	Manhattan	61 75
												277	N	Manhattan	62 46
												283	A	Eastern Mich.	75 68
												305	A	Lehigh	73 62
												324	A	St. Francis Brooklyn	78 87
LAST 12 Division I GAMES:															
				105	N	Rider	51 67					277	H	Manhattan	61 75
				277	N	Manhattan	62 46					146	H	Iona	75 65
				266	H	Niagara	68 62					326	A	Saint Peter's	58 42
				277	A	Manhattan	63 50					39	A	Quinnipiac	54 74
				105	A	Rider	63 75					105	H	Rider	69 71
				230	A	Marist	66 76					176	H	Siena	86 91

Non-Div I Games:

Monmouth

Loss, Non-Conf, S Site, H Home A Away N Neutral



M  
o  
n  
m  
o  
u  
t  
h

RPI S Opponent Score

Monmouth

Through Games Of March 5, 2017

RPI	S	Opponent	Score	
326	A	Saint Peter's	58	42
326	H	Saint Peter's	76	59
339	H	Fairleigh Dickinson	72	63

M  
o  
n  
m  
o  
u  
t  
h

Monmouth



Montana

Through Games Of March 5, 2017

Average RPI Win:	265	WON-LOST	WINNING	LAST 10	STRENGTH OF	OPP. STRENGTH	TEAM	ADJ.	CONF.	ADJ CONF.
Average RPI Loss:	169	RECORD	PCT. RANK	GAMES	SCHEDULE	OF SCHEDULE	RPI	RPI	RPI	RPI
DIV. I ONLY	5- 22	323	4- 6	190	270	325	325	20	20	
DIV. I NON-CONF.	1- 8	314	0- 0	178	313	328	328	18	18	
TOTALS	RPI 1-25	RPI 26-50	W-L RECORDS	RPI 51-100	RPI 101-150	RPI 150+				
5- 22	0- 0	0- 2	OVERALL	0- 4	0- 6	5- 10				
5- 8	0- 0	0- 1	HOME	0- 2	0- 2	5- 3				
0- 12	0- 0	0- 0	AWAY	0- 2	0- 4	0- 6				
0- 2	0- 0	0- 1	NEUTRAL	0- 0	0- 0	0- 1				
1- 8	0- 0	0- 2	NON-CONFERENCE	0- 2	0- 0	1- 4				
1- 3	0- 0	0- 1	HOME	0- 1	0- 0	1- 1				
0- 3	0- 0	0- 0	AWAY	0- 1	0- 0	0- 2				
0- 2	0- 0	0- 1	NEUTRAL	0- 0	0- 0	0- 1				
4- 14	0- 0	0- 0	CONFERENCE	0- 2	0- 6	4- 6				
4- 5	0- 0	0- 0	HOME	0- 1	0- 2	4- 2				
0- 9	0- 0	0- 0	AWAY	0- 1	0- 4	0- 4				
0- 0	0- 0	0- 0	NEUTRAL	0- 0	0- 0	0- 0				

RPI S	Opponent	Score	RPI S	Opponent	Score	RPI S	Opponent	Score	RPI S	Opponent	Score	Team's RPI: 325
31	N South Dakota St.	43 84	78	A Montana St.	54 71	114	A North Dakota	63 73				
49	H Colorado St.	49 63	78	H Montana St.	69 75	121	A Northern Colo.	46 65				
			87	H Wyoming	42 67	139	A Eastern Wash.	57 64				
			99	A SFA	46 54	139	H Eastern Wash.	46 60				
						142	A Idaho	50 75				
						142	H Idaho	59 86				
						168	A Idaho St.	43 61				
						168	H Idaho St.	68 53				
						186	H Utah St.	47 65				
						213	A Seattle U	44 60				
						233	A Portland St.	45 68				
						233	H Portland St.	44 64				
						249	A Weber St.	58 74				
						249	H Weber St.	71 46				
						280	A Sacramento St.	69 99				
						280	H Sacramento St.	60 73				
						285	H Southern Utah	64 55				
						289	H Northern Ariz.	60 59				
						309	N Massachusetts	58 59				
						332	H Incarnate Word	61 56				
						346	A Cal St. Fullerton	56 72				
LAST 12 Division I GAMES:												
168	H Idaho St.	68 53	285	H Southern Utah	64 55							
249	H Weber St.	71 46	78	H Montana St.	69 75							
78	A Montana St.	54 71	142	A Idaho	50 75							
233	A Portland St.	45 68	139	A Eastern Wash.	57 64							
280	A Sacramento St.	69 99	280	H Sacramento St.	60 73							
289	H Northern Ariz.	60 59	233	H Portland St.	44 64							

Non-Div I Games: Rocky Mountain 64 56 Great Falls 66 55

Montana

Loss, Non-Conf, S Site, H Home A Away N Neutral



Average RPI Win: 226		WON-LOST	WINNING	LAST 10	STRENGTH OF		OPP. STRENGTH	TEAM	ADJ.	CONF.	ADJ CONF.
Average RPI Loss: 143		RECORD	PCT. RANK	GAMES	SCHEDULE		OF SCHEDULE	RPI	RPI	RPI	RPI
DIV. I ONLY		20- 6	33	9- 1	274		212	78	78	20	20
DIV. I NON-CONF.		5- 3	122	0- 0	254		135	108	108	18	18
TOTALS		RPI 1-25	RPI 26-50		W-L RECORDS		RPI 51-100	RPI 101-150		RPI 150+	
20- 6	0- 0	0- 0		OVERALL		0- 2	5- 1		15- 3		
11- 0	0- 0	0- 0		HOME		0- 0	2- 0		9- 0		
8- 6	0- 0	0- 0		AWAY		0- 2	3- 1		5- 3		
1- 0	0- 0	0- 0		NEUTRAL		0- 0	0- 0		1- 0		
5- 3	0- 0	0- 0		NON-CONFERENCE		0- 2	0- 0		5- 1		
2- 0	0- 0	0- 0		HOME		0- 0	0- 0		2- 0		
2- 3	0- 0	0- 0		AWAY		0- 2	0- 0		2- 1		
1- 0	0- 0	0- 0		NEUTRAL		0- 0	0- 0		1- 0		
15- 3	0- 0	0- 0		CONFERENCE		0- 0	5- 1		10- 2		
9- 0	0- 0	0- 0		HOME		0- 0	2- 0		7- 0		
6- 3	0- 0	0- 0		AWAY		0- 0	3- 1		3- 2		
0- 0	0- 0	0- 0		NEUTRAL		0- 0	0- 0		0- 0		

[illegible]

Montana St.

Loss, Non-Conf, S Site, H Home A Away N Neutral



Average RPI Win:	273	WON-LOST	WINNING	LAST 10	STRENGTH OF	OPP. STRENGTH	TEAM	ADJ.	CONF.	ADJ CONF.
Average RPI Loss:	164	RECORD	PCT. RANK	GAMES	SCHEDULE	OF SCHEDULE	RPI	RPI	RPI	RPI
DIV. I ONLY	19- 9	80	6- 4	340	235	180	180	26	26	
DIV. I NON-CONF.	8- 3	67	0- 0	345	163	198	198	26	26	
TOTALS	RPI 1-25	RPI 26-50	W-L RECORDS	RPI 51-100	RPI 101-150	RPI 150+				
19- 9	0- 1	0- 1	OVERALL	0- 2	0- 0	19- 5				
12- 2	0- 0	0- 0	HOME	0- 1	0- 0	12- 1				
7- 6	0- 1	0- 1	AWAY	0- 1	0- 0	7- 3				
0- 1	0- 0	0- 0	NEUTRAL	0- 0	0- 0	0- 1				
8- 3	0- 1	0- 1	NON-CONFERENCE	0- 0	0- 0	8- 1				
5- 1	0- 0	0- 0	HOME	0- 0	0- 0	5- 1				
3- 2	0- 1	0- 1	AWAY	0- 0	0- 0	3- 0				
0- 0	0- 0	0- 0	NEUTRAL	0- 0	0- 0	0- 0				
11- 6	0- 0	0- 0	CONFERENCE	0- 2	0- 0	11- 4				
7- 1	0- 0	0- 0	HOME	0- 1	0- 0	7- 0				
4- 4	0- 0	0- 0	AWAY	0- 1	0- 0	4- 3				
0- 1	0- 0	0- 0	NEUTRAL	0- 0	0- 0	0- 1				

RPI 1-25				RPI 26-50				RPI 51-100				RPI 101+ Team's RPI: 180			
RPI	S	Opponent	Score	RPI	S	Opponent	Score	RPI	S	Opponent	Score	RPI	S	Opponent	Score
14	A	Kentucky	47 74	47	A	West Virginia	53 94	57	A	Belmont	76 96	206	H	SIUE	69 66
								57	H	Belmont	59 91	219	A	UT Martin	89 68
												241	H	Miami (OH)	77 43
												251	A	Jacksonville St.	68 69
												251	H	Jacksonville St.	85 82
												253	H	Canisius	77 68
												254	A	Tennessee St.	66 69
												254	H	Tennessee St.	87 74
												255	H	Georgia St.	50 68
												263	A	Austin Peay	81 71
												264	H	Murray St.	73 59
												268	A	Southeast Mo. St.	82 72
												270	A	Eastern Ky.	58 65
												270	H	Eastern Ky.	80 54
												270 N		Eastern Ky.	67 73
												275	A	Kennesaw St.	71 50
												282	A	Tennessee Tech	81 52
												282	H	Tennessee Tech	79 65
												283	H	Eastern Mich.	78 73
												295	A	North Florida	84 65
												297	H	Lipscomb	73 53
												300	H	Eastern Ill.	66 62
												331	A	Florida A&M	53 48
												345	H	Chicago St.	63 55
LAST 12 Division I GAMES:															
				270 N		Eastern Ky.	67 73	268	A	Southeast Mo. St.	82 72				
				251	H	Jacksonville St.	85 82	264	H	Murray St.	73 59				
				282	A	Tennessee Tech	81 52	251	A	Jacksonville St.	68 69				
				57	A	Belmont	76 96	282	H	Tennessee Tech	79 65				
				254	H	Tennessee St.	87 74	270	H	Eastern Ky.	80 54				
				270	A	Eastern Ky.	58 65	57	H	Belmont	59 91				

Non-Div I Games: Ky. Christian 100 52 Alice Lloyd 92 42

Morehead St.

■ Loss, 
 ■ Non-Conf, S Site, 
 ■ Home 
 ■ Away 
 N Neutral







Average RPI Win: 303		WON-LOST	WINNING	LAST 10	STRENGTH OF	OPP. STRENGTH	TEAM	ADJ.	CONF.	ADJ CONF.
Average RPI Loss: 215		RECORD	PCT. RANK	GAMES	SCHEDULE	OF SCHEDULE	RPI	RPI	RPI	RPI
DIV. I ONLY		12- 18	227	7- 3	311	346	291	291	31	31
DIV. I NON-CONF.		2- 9	293	0- 0	193	305	316	316	32	32
TOTALS		RPI 1-25	RPI 26-50	W-L RECORDS	RPI 51-100	RPI 101-150	RPI 150+			
12- 18	0- 1		0- 1	OVERALL	0- 0	0- 1	12- 15			
8- 6	0- 0		0- 0	HOME	0- 0	0- 0	8- 6			
4- 12	0- 1		0- 1	AWAY	0- 0	0- 1	4- 9			
0- 0	0- 0		0- 0	NEUTRAL	0- 0	0- 0	0- 0			
2- 9	0- 1		0- 1	NON-CONFERENCE	0- 0	0- 1	2- 6			
2- 3	0- 0		0- 0	HOME	0- 0	0- 0	2- 3			
0- 6	0- 1		0- 1	AWAY	0- 0	0- 1	0- 3			
0- 0	0- 0		0- 0	NEUTRAL	0- 0	0- 0	0- 0			
10- 9	0- 0		0- 0	CONFERENCE	0- 0	0- 0	10- 9			
6- 3	0- 0		0- 0	HOME	0- 0	0- 0	6- 3			
4- 6	0- 0		0- 0	AWAY	0- 0	0- 0	4- 6			
0- 0	0- 0		0- 0	NEUTRAL	0- 0	0- 0	0- 0			

RPI 1-25					
RPI	S	Opponent	Score		
16	A	Maryland	42	106	
RPI 26-50					
RPI	S	Opponent	Score		
47	A	West Virginia	45	77	
RPI 51-100					
RPI	S	Opponent	Score		
130	A	William & Mary	46	68	
158	A	Pittsburgh	54	89	
159	H	Fairfield	57	70	
189	A	Robert Morris	58	70	
189	H	Robert Morris	44	50	
193	A	Sacred Heart	45	49	
193	H	Sacred Heart	61	59	
216	A	Howard	62	95	
242	A	Saint Francis (PA)	66	58	
242	H	Saint Francis (PA)	88	97	
261	A	Bryant	62	78	
261	A	Bryant	47	59	
261	H	Bryant	61	53	
267	H	UMES	52	63	
271	A	Loyola Maryland	53	58	
286	H	Coppin St.	54	48	
305	H	Lehigh	57	74	
306	A	Central Conn. St.	58	68	
306	H	Central Conn. St.	81	66	
324	A	St. Francis Brooklyn	62	44	
324	H	St. Francis Brooklyn	55	71	
328	H	Morgan St.	65	50	
336	A	LIU Brooklyn	60	63	
336	H	LIU Brooklyn	56	43	
339	A	Fairleigh Dickinson	75	71	
339	H	Fairleigh Dickinson	61	50	
Team's RPI: 291					
LAST 12 Division I GAMES:					
261	A	Bryant	47	59	
324	H	St. Francis Brooklyn	55	71	
336	H	LIU Brooklyn	56	43	
341	A	Wagner	70	59	
339	A	Fairleigh Dickinson	75	71	
189	A	Robert Morris	58	70	
242	A	Saint Francis (PA)	66	58	
261	H	Bryant	61	53	
306	H	Central Conn. St.	81	66	
193	H	Sacred Heart	61	59	
189	H	Robert Morris	44	50	
193	A	Sacred Heart	45	49	

Non-Div I Games:

Mt. St. Mary's

Loss, Non-Conf, S Site, H Home A Away N Neutral



M  
t  
.  
S  
t  
.  
M  
a  
r  
y  
'  
s

RPI S Opponent Mt. St. Mary's  
Score

Through Games Of March 5, 2017

RPI	S	Opponent	Score	
341	A	Wagner	70	59
341	H	Wagner	66	47

M  
t  
.  
S  
t  
.  
M  
a  
r  
y  
'  
s

Mt. St. Mary's



Average RPI Win:	279	WON-LOST	WINNING	LAST 10	STRENGTH OF	OPP. STRENGTH	TEAM	ADJ.	CONF.	ADJ CONF.
Average RPI Loss:	195	RECORD	PCT. RANK	GAMES	SCHEDULE	OF SCHEDULE	RPI	RPI	RPI	RPI
DIV. I ONLY	13- 14	184	3- 7	327	297	264	264	26	26	
DIV. I NON-CONF.	6- 5	148	0- 0	329	331	230	230	26	26	
TOTALS	RPI 1-25	RPI 26-50	W-L RECORDS	RPI 51-100	RPI 101-150	RPI 150+				
13- 14	0- 0	0- 0	OVERALL	0- 2	0- 1	13- 11				
7- 5	0- 0	0- 0	HOME	0- 1	0- 0	7- 4				
5- 8	0- 0	0- 0	AWAY	0- 1	0- 0	5- 7				
1- 1	0- 0	0- 0	NEUTRAL	0- 0	0- 1	1- 0				
6- 5	0- 0	0- 0	NON-CONFERENCE	0- 1	0- 1	6- 3				
3- 1	0- 0	0- 0	HOME	0- 0	0- 0	3- 1				
2- 3	0- 0	0- 0	AWAY	0- 1	0- 0	2- 2				
1- 1	0- 0	0- 0	NEUTRAL	0- 0	0- 1	1- 0				
7- 9	0- 0	0- 0	CONFERENCE	0- 1	0- 0	7- 8				
4- 4	0- 0	0- 0	HOME	0- 1	0- 0	4- 3				
3- 5	0- 0	0- 0	AWAY	0- 0	0- 0	3- 5				
0- 0	0- 0	0- 0	NEUTRAL	0- 0	0- 0	0- 0				

RPI S	Opponent	Score	RPI S	Opponent	Score	RPI S	Opponent	Score	RPI S	Opponent	Score	Team's RPI: 264
						55	A Ohio	70 79	107	N Abilene Christian	57 81	
						57	H Belmont	69 87	165	A Southern Ill.	63 70	
									180	A Morehead St.	59 73	
									200	H UNCG	81 70	
									203	A ETSU	60 79	
									206	A SIUE	84 77	
									206	H SIUE	76 85	
									219	A UT Martin	82 83	
									219	H UT Martin	70 90	
									239	H Evansville	77 82	
									251	A Jacksonville St.	71 64	
									254	H Tennessee St.	80 72	
									263	A Austin Peay	63 75	
									263	H Austin Peay	67 62	
									268	A Southeast Mo. St.	70 79	
									268	H Southeast Mo. St.	67 80	
									270	H Eastern Ky.	70 64	
									282	A Tennessee Tech	54 72	
									294	A Northern Ky.	72 69	
									297	H Lipscomb	79 59	
									300	A Eastern Ill.	66 57	
									300	H Eastern Ill.	92 74	
									310	A Mississippi Val.	80 62	
									332	N Incarnate Word	72 68	
									349	H Alabama A&M	81 49	
LAST 12 Division I GAMES:												
219	A	UT Martin	82	83	57	H	Belmont	69	87			
268	H	Southeast Mo. St.	67	80	180	A	Morehead St.	59	73			
206	H	SIUE	76	85	219	H	UT Martin	70	90			
300	A	Eastern Ill.	66	57	268	A	Southeast Mo. St.	70	79			
263	H	Austin Peay	67	62	263	A	Austin Peay	63	75			
270	H	Eastern Ky.	70	64	206	A	SIUE	84	77			

Non-Div I Games: Eureka 101 59 MacMurray 93 37

Murray St.

Loss, Non-Conf, S Site, H Home A Away N Neutral



Average RPI Win:	283	WON-LOST	WINNING	LAST 10	STRENGTH OF	OPP. STRENGTH	TEAM	ADJ.	CONF.	ADJ CONF.
Average RPI Loss:	181	RECORD	PCT. RANK	GAMES	SCHEDULE	OF SCHEDULE	RPI	RPI	RPI	RPI
DIV. I ONLY	10- 17	245	5- 5	298	317	296	296	32	32	
DIV. I NON-CONF.	2- 9	293	0- 0	71	81	257	257	31	31	
TOTALS	RPI 1-25	RPI 26-50	W-L RECORDS	RPI 51-100	RPI 101-150	RPI 150+				
10- 17	0- 1	0- 2	OVERALL	1- 1	0- 2	9- 11				
7- 5	0- 1	0- 1	HOME	1- 0	0- 0	6- 3				
3- 8	0- 0	0- 0	AWAY	0- 0	0- 1	3- 7				
0- 4	0- 0	0- 1	NEUTRAL	0- 1	0- 1	0- 1				
2- 9	0- 1	0- 2	NON-CONFERENCE	1- 1	0- 2	1- 3				
2- 2	0- 1	0- 1	HOME	1- 0	0- 0	1- 0				
0- 3	0- 0	0- 0	AWAY	0- 0	0- 1	0- 2				
0- 4	0- 0	0- 1	NEUTRAL	0- 1	0- 1	0- 1				
8- 8	0- 0	0- 0	CONFERENCE	0- 0	0- 0	8- 8				
5- 3	0- 0	0- 0	HOME	0- 0	0- 0	5- 3				
3- 5	0- 0	0- 0	AWAY	0- 0	0- 0	3- 5				
0- 0	0- 0	0- 0	NEUTRAL	0- 0	0- 0	0- 0				

RPI 1-25				RPI 26-50				RPI 51-100				RPI 101+ Team's RPI: 296			
RPI	S	Opponent	Score	RPI	S	Opponent	Score	RPI	S	Opponent	Score	RPI	S	Opponent	Score
9	H	UCLA	42 83	45	H	Auburn	36 68	55	H	Ohio	63 57	104	A	FGCU	41 67
				47	N	West Virginia	64 80	86	N	Florida	38 67	117	N	Ball St.	57 76
												169	A	Hampton	57 64
												177	H	Bethune-Cookman	60 65
												216	A	Howard	61 69
												216	H	Howard	63 55
												219	H	UT Martin	74 59
												224	A	Appalachian St.	58 71
												230	N	Marist	64 69
												231	A	Ga. Southern	50 65
												267	A	UMES	50 58
												267	H	UMES	57 60
												273	A	Norfolk St.	53 69
												286	A	Coppin St.	57 65
												303	H	Savannah St.	89 54
												328	A	Morgan St.	67 62
												331	H	Florida A&M	65 57
												333	A	N.C. Central	62 38
												333	H	N.C. Central	54 58
												347	A	Delaware St.	68 60
												347	H	Delaware St.	83 44
												348	H	South Carolina St.	66 54
LAST 12 Division I GAMES:															
333	H	N.C. Central	54 58	331	H	Florida A&M	65 57								
177	H	Bethune-Cookman	60 65	347	A	Delaware St.	68 60								
303	H	Savannah St.	89 54	273	A	Norfolk St.	53 69								
267	A	UMES	50 58	333	A	N.C. Central	62 38								
216	A	Howard	61 69	216	H	Howard	63 55								
348	H	South Carolina St.	66 54	328	A	Morgan St.	67 62								

Non-Div I Games: Francis Marion 72 65 Slippery Rock 70 59

N.C. A&amp;T

Loss, Non-Conf, S Site, H Home A Away N Neutral



# N.C. Central

Through Games Of March 5, 2017

Average RPI Win:	311	WON-LOST	WINNING	LAST 10	STRENGTH OF	OPP. STRENGTH	TEAM	ADJ.	CONF.	ADJ CONF.
Average RPI Loss:	220	RECORD	PCT. RANK	GAMES	SCHEDULE	OF SCHEDULE	RPI	RPI	RPI	RPI
DIV. I ONLY	7- 19	295	5- 5	329	340	333	333	32	32	
DIV. I NON-CONF.	0- 10	335	0- 0	201	279	342	342	31	31	
TOTALS	RPI 1-25	RPI 26-50	W-L RECORDS	RPI 51-100	RPI 101-150	RPI 150+				
7- 19	0- 0	0- 1	OVERALL	0- 1	0- 1	7- 16				
5- 7	0- 0	0- 0	HOME	0- 0	0- 0	5- 7				
2- 12	0- 0	0- 1	AWAY	0- 1	0- 1	2- 9				
0- 0	0- 0	0- 0	NEUTRAL	0- 0	0- 0	0- 0				
0- 10	0- 0	0- 1	NON-CONFERENCE	0- 1	0- 1	0- 7				
0- 4	0- 0	0- 0	HOME	0- 0	0- 0	0- 4				
0- 6	0- 0	0- 1	AWAY	0- 1	0- 1	0- 3				
0- 0	0- 0	0- 0	NEUTRAL	0- 0	0- 0	0- 0				
7- 9	0- 0	0- 0	CONFERENCE	0- 0	0- 0	7- 9				
5- 3	0- 0	0- 0	HOME	0- 0	0- 0	5- 3				
2- 6	0- 0	0- 0	AWAY	0- 0	0- 0	2- 6				
0- 0	0- 0	0- 0	NEUTRAL	0- 0	0- 0	0- 0				

RPI 1-25	RPI 26-50	RPI 51-100	RPI 101+	Team's RPI: 333
RPI S Opponent Score	RPI S Opponent Score	RPI S Opponent Score	RPI S Opponent Score	
	37 A North Carolina St. 33 83	54 A Purdue 27 61	131 A Old Dominion 52 83	
			169 A Hampton 36 60	
			177 H Bethune-Cookman 52 62	
			187 A Campbell 30 61	
			200 H UNCG 51 64	
			216 A Howard 48 62	
			216 H Howard 50 73	
			229 H Presbyterian 63 72	
			237 H Wofford 54 64	
			245 A Coastal Caro. 50 66	
			259 A Furman 40 60	
			267 A UMES 51 73	
			267 H UMES 68 59	
			273 A Norfolk St. 40 71	
			286 A Coppin St. 58 46	
			296 A N.C. A&T 58 54	
			296 H N.C. A&T 38 62	
			303 H Savannah St. 58 51	
			316 H USC Upstate 58 68	
			328 A Morgan St. 42 44	
			331 H Florida A&M 52 49	
			347 A Delaware St. 51 55	
			347 H Delaware St. 68 63	
			348 H South Carolina St. 52 41	
LAST 12 Division I GAMES:				
296 A N.C. A&T 58 54	348 H South Carolina St. 52 41			
303 H Savannah St. 58 51	286 A Coppin St. 58 46			
177 H Bethune-Cookman 52 62	328 A Morgan St. 42 44			
216 A Howard 48 62	347 A Delaware St. 51 55			
267 A UMES 51 73	296 H N.C. A&T 38 62			
331 H Florida A&M 52 49	216 H Howard 50 73			

Non-Div I Games: Johnson & Wales (NC75 38 Pfeiffer 47 50

N.C. Central

Loss, Non-Conf, S Site, H Home A Away N Neutral



Average RPI Win:	310	WON-LOST	WINNING	LAST 10	STRENGTH OF	OPP. STRENGTH	TEAM	ADJ.	CONF.	ADJ CONF.
Average RPI Loss:	189	RECORD	PCT. RANK	GAMES	SCHEDULE	OF SCHEDULE	RPI	RPI	RPI	RPI
DIV. I ONLY	9- 19	269	3- 7	335	288	320	320	25	25	
DIV. I NON-CONF.	5- 8	218	0- 0	338	341	312	312	24	24	
TOTALS	RPI 1-25	RPI 26-50	W-L RECORDS	RPI 51-100	RPI 101-150	RPI 150+				
9- 19	0- 0	0- 1	OVERALL	0- 3	0- 5	9- 10				
5- 7	0- 0	0- 0	HOME	0- 1	0- 2	5- 4				
3- 12	0- 0	0- 1	AWAY	0- 2	0- 3	3- 6				
1- 0	0- 0	0- 0	NEUTRAL	0- 0	0- 0	1- 0				
5- 8	0- 0	0- 1	NON-CONFERENCE	0- 1	0- 1	5- 5				
2- 3	0- 0	0- 0	HOME	0- 0	0- 0	2- 3				
2- 5	0- 0	0- 1	AWAY	0- 1	0- 1	2- 2				
1- 0	0- 0	0- 0	NEUTRAL	0- 0	0- 0	1- 0				
4- 11	0- 0	0- 0	CONFERENCE	0- 2	0- 4	4- 5				
3- 4	0- 0	0- 0	HOME	0- 1	0- 2	3- 1				
1- 7	0- 0	0- 0	AWAY	0- 1	0- 2	1- 4				
0- 0	0- 0	0- 0	NEUTRAL	0- 0	0- 0	0- 0				

RPI 1-25				RPI 26-50				RPI 51-100				RPI 101+				Team's RPI: 320
RPI	S	Opponent	Score	RPI	S	Opponent	Score	RPI	S	Opponent	Score	RPI	S	Opponent	Score	
				43	A	Harvard	38 59	70	A	Bucknell	36 67	102	A	Stetson	43 77	
								97	A	Jacksonville	59 75	102	H	Stetson	37 60	
								97	H	Jacksonville	56 75	104	A	FGCU	53 73	
												104	H	FGCU	46 77	
												109	A	Saint Joseph's	36 75	
												195	H	Columbia	51 65	
												210	H	Binghamton	44 68	
												216	H	Howard	70 55	
												272	A	Vermont	42 64	
												275	A	Kennesaw St.	60 62	
												275	A	Kennesaw St.	64 75	
												275	H	Kennesaw St.	56 66	
												295	A	North Florida	51 61	
												295	H	North Florida	64 62	
												297	A	Lipscomb	76 53	
												297	H	Lipscomb	76 68	
												305	A	Lehigh	52 84	
												316	A	USC Upstate	58 75	
												316	H	USC Upstate	70 66	
												336	N	LIU Brooklyn	50 48	
												339	H	Fairleigh Dickinson	61 66	
												341	H	Wagner	68 45	
												345	A	Chicago St.	57 42	
												347	A	Delaware St.	57 43	
LAST 12 Division I GAMES:																
				275	A	Kennesaw St.	60 62	275	H	Kennesaw St.	56 66					
				316	H	USC Upstate	70 66	297	A	Lipscomb	76 53					
				104	H	FGCU	46 77	275	A	Kennesaw St.	64 75					
				102	H	Stetson	37 60	297	H	Lipscomb	76 68					
				295	A	North Florida	51 61	102	A	Stetson	43 77					
				97	A	Jacksonville	59 75	104	A	FGCU	53 73					

Non-Div I Games: St. Joseph's (Brkln87 53 Rutgers-Newark 83 52

NJIT

Loss, Non-Conf, S Site, H Home A Away N Neutral



Average RPI Win: <b>247</b>	WON-LOST	WINNING	LAST 10	STRENGTH OF	OPP. STRENGTH	TEAM	ADJ.	CONF.	ADJ CONF.
Average RPI Loss: <b>135</b>	RECORD	PCT. RANK	GAMES	SCHEDULE	OF SCHEDULE	RPI	RPI	RPI	RPI
DIV. I ONLY	20- 8	60	7- 3	281	233	129	129	23	23
DIV. I NON-CONF.	6- 4	127	0- 0	274	97	153	153	25	25
TOTALS	RPI 1-25	RPI 26-50	W-L RECORDS	RPI 51-100	RPI 101-150	RPI 150+			
20- 8	0- 1	0- 0	OVERALL	0- 3	1- 0	19- 4			
11- 2	0- 0	0- 0	HOME	0- 1	1- 0	10- 1			
9- 5	0- 1	0- 0	AWAY	0- 2	0- 0	9- 2			
0- 1	0- 0	0- 0	NEUTRAL	0- 0	0- 0	0- 1			
6- 4	0- 1	0- 0	NON-CONFERENCE	0- 1	1- 0	5- 2			
4- 0	0- 0	0- 0	HOME	0- 0	1- 0	3- 0			
2- 3	0- 1	0- 0	AWAY	0- 1	0- 0	2- 1			
0- 1	0- 0	0- 0	NEUTRAL	0- 0	0- 0	0- 1			
14- 4	0- 0	0- 0	CONFERENCE	0- 2	0- 0	14- 2			
7- 2	0- 0	0- 0	HOME	0- 1	0- 0	7- 1			
7- 2	0- 0	0- 0	AWAY	0- 1	0- 0	7- 1			
0- 0	0- 0	0- 0	NEUTRAL	0- 0	0- 0	0- 0			

RPI 1-25				RPI 26-50				RPI 51-100				RPI 101+ Team's RPI: 129			
RPI	S	Opponent	Score	RPI	S	Opponent	Score	RPI	S	Opponent	Score	RPI	S	Opponent	Score
21	A	Tennessee	55 <b>85</b>					70	A	Bucknell	64 <b>67</b>	146	H	Iona	73 68
								70	H	Bucknell	54 <b>63</b>	156	A	Army West Point	63 58
								88	A	Wake Forest	65 <b>75</b>	156	H	Army West Point	67 62
												171	N	Arkansas	67 <b>70</b>
												183	H	Cleveland St.	88 63
												188	H	Hofstra	78 69
												190	A	American	48 <b>50</b>
												190	H	American	60 44
												192	A	George Mason	64 <b>68</b>
												218	A	Boston U.	62 59
												218	H	Boston U.	55 41
												227	H	Liberty	67 66
												271	A	Loyola Maryland	55 43
												271	H	Loyola Maryland	77 51
												274	A	Colgate	80 67
												274	H	Colgate	61 <b>69</b>
												281	A	Nevada	79 62
												301	A	Lafayette	68 65
												301	H	Lafayette	76 41
												305	A	Lehigh	66 64
												305	H	Lehigh	79 44
												318	A	Holy Cross	73 71
												318	H	Holy Cross	57 56
												321	A	Air Force	64 46
LAST 12 Division I GAMES:															
190	H	American	60 44	271	A	Loyola Maryland	55 43								
70	H	Bucknell	54 <b>63</b>	274	H	Colgate	61 <b>69</b>								
190	A	American	48 <b>50</b>	218	H	Boston U.	55 41								
156	H	Army West Point	67 62	318	A	Holy Cross	73 71								
305	H	Lehigh	79 44	156	A	Army West Point	63 58								
301	A	Lafayette	68 65	305	A	Lehigh	66 64								

Non-Div I Games: Goucher 93 40

Navy

■ Loss, 
 ■ Non-Conf, 
 ■ S Site, 
 ■ Home 
 ■ Away 
 N Neutral



## Nebraska

Through Games Of March 5, 2017

Average RPI Win:	134	WON-LOST	WINNING	LAST 10	STRENGTH OF	OPP. STRENGTH	TEAM	ADJ.	CONF.	ADJ CONF.
Average RPI Loss:	70	RECORD	PCT. RANK	GAMES	SCHEDULE	OF SCHEDULE	RPI	RPI	RPI	RPI
DIV. I ONLY	7- 22	307	2- 8	28	42	197	197	6	6	
DIV. I NON-CONF.	4- 8	230	0- 0	15	8	161	161	6	6	
TOTALS	RPI 1-25	RPI 26-50	W-L RECORDS	RPI 51-100	RPI 101-150	RPI 150+				
7- 22	0- 6	3- 4	OVERALL	0- 7	1- 2	3- 3				
7- 9	0- 4	3- 2	HOME	0- 3	1- 0	3- 0				
0- 10	0- 2	0- 2	AWAY	0- 3	0- 1	0- 2				
0- 3	0- 0	0- 0	NEUTRAL	0- 1	0- 1	0- 1				
4- 8	0- 3	1- 1	NON-CONFERENCE	0- 2	1- 2	2- 0				
4- 4	0- 2	1- 1	HOME	0- 1	1- 0	2- 0				
0- 2	0- 1	0- 0	AWAY	0- 0	0- 1	0- 0				
0- 2	0- 0	0- 0	NEUTRAL	0- 1	0- 1	0- 0				
3- 14	0- 3	2- 3	CONFERENCE	0- 5	0- 0	1- 3				
3- 5	0- 2	2- 1	HOME	0- 2	0- 0	1- 0				
0- 8	0- 1	0- 2	AWAY	0- 3	0- 0	0- 2				
0- 1	0- 0	0- 0	NEUTRAL	0- 0	0- 0	0- 1				

RPI S	Opponent	Score	RPI S	Opponent	Score	RPI S	Opponent	Score	RPI S	Opponent	Score	Team's RPI: 197
1	H UConn	41 84	26	H Drake	70 84	51	N Virginia	51 73	103	N Washington St.	65 79	
16	H Maryland	49 93	42	A Michigan St.	73 93	53	H California	65 86	106	A Virginia Tech	67 76	
22	A Creighton	64 80	42	H Michigan St.	76 74	54	A Purdue	45 88	143	H Omaha	66 58	
24	H Missouri	35 55	44	A Michigan	60 88	60	A Iowa	72 75	205	A Illinois	59 79	
25	A Ohio St.	75 95	44	H Michigan	51 84	68	H Northwestern	58 62	205	N Illinois	70 79	
25	H Ohio St.	69 87	49	H Colorado St.	62 59	69	H Minnesota	69 79	207	H San Jose St.	83 61	
			50	H Indiana	67 64	85	A Penn St.	69 86	212	A Wisconsin	56 82	
									222	H UTRGV	71 53	
									224	H Rutgers	62 58	
LAST 12 Division I GAMES:												
205	N Illinois	70 79	69	H Minnesota	69 79							
42	H Michigan St.	76 74	25	A Ohio St.	75 95							
44	A Michigan	60 88	54	A Purdue	45 88							
50	H Indiana	67 64	44	H Michigan	51 84							
25	H Ohio St.	69 87	85	A Penn St.	69 86							
212	A Wisconsin	56 82	205	A Illinois	59 79							

Non-Div I Games:

Nebraska

■ Loss, 
■ Non-Conf, S Site, 
■ Home 
■ Away 
N Neutral



## Nevada

Through Games Of March 5, 2017

Average RPI Win: <b>245</b>	WON-LOST	WINNING	LAST 10	STRENGTH OF	OPP. STRENGTH	TEAM	ADJ.	CONF.	ADJ CONF.
Average RPI Loss: <b>152</b>	RECORD	PCT. RANK	GAMES	SCHEDULE	OF SCHEDULE	RPI	RPI	RPI	RPI
DIV. I ONLY	10- 18	255	3- 7	272	154	281	281	13	13
DIV. I NON-CONF.	5- 5	165	0- 0	319	232	272	272	15	15
TOTALS	RPI 1-25	RPI 26-50	W-L RECORDS	RPI 51-100	RPI 101-150	RPI 150+			
10- 18	0- 0	0- 1	OVERALL	1- 5	0- 4	9- 8			
7- 9	0- 0	0- 0	HOME	1- 3	0- 3	6- 3			
3- 9	0- 0	0- 1	AWAY	0- 2	0- 1	3- 5			
0- 0	0- 0	0- 0	NEUTRAL	0- 0	0- 0	0- 0			
5- 5	0- 0	0- 0	NON-CONFERENCE	0- 1	0- 2	5- 2			
3- 4	0- 0	0- 0	HOME	0- 1	0- 2	3- 1			
2- 1	0- 0	0- 0	AWAY	0- 0	0- 0	2- 1			
0- 0	0- 0	0- 0	NEUTRAL	0- 0	0- 0	0- 0			
5- 13	0- 0	0- 1	CONFERENCE	1- 4	0- 2	4- 6			
4- 5	0- 0	0- 0	HOME	1- 2	0- 1	3- 2			
1- 8	0- 0	0- 1	AWAY	0- 2	0- 1	1- 4			
0- 0	0- 0	0- 0	NEUTRAL	0- 0	0- 0	0- 0			

N  
e  
v  
a  
d  
aN  
e  
v  
a  
d  
a

RPI 1-25			RPI 26-50			RPI 51-100			RPI 101+			Team's RPI: 281			
RPI	S	Opponent	Score	RPI	S	Opponent	Score	RPI	S	Opponent	Score				
				49	A	Colorado St.	51 64	67	A	Boise St.	74 77	123	H	Long Beach St.	93 97
								67	H	Boise St.	69 62	129	H	Navy	62 79
								77	H	Utah	50 80	150	A	New Mexico	50 59
								87	H	Wyoming	59 72	150	H	New Mexico	63 69
								91	A	UNLV	41 60	162	H	Memphis	75 67
								91	H	UNLV	49 64	174	A	Fresno St.	54 68
												174	H	Fresno St.	70 71
												186	A	Utah St.	57 60
												186	H	Utah St.	69 81
												207	A	San Jose St.	84 107
												207	H	San Jose St.	108 85
												217	A	San Diego	54 70
												248	H	Hawaii	67 59
												257	A	San Diego St.	78 83
												257	H	San Diego St.	88 65
												276	H	Portland	72 59
												280	A	Sacramento St.	99 95
												311	A	Pepperdine	69 60
												321	A	Air Force	56 51
												321	H	Air Force	65 58
												327	H	UC Irvine	59 72
LAST 12 Division I GAMES:															
				49	A	Colorado St.	51 64	257	H	San Diego St.	88 65				
				207	H	San Jose St.	108 85	91	A	UNLV	41 60				
				91	H	UNLV	49 64	186	H	Utah St.	69 81				
				67	A	Boise St.	74 77	150	A	New Mexico	50 59				
				186	A	Utah St.	57 60	67	H	Boise St.	69 62				
				321	H	Air Force	65 58	174	A	Fresno St.	54 68				

Non-Div I Games: Holy Names 70 42

Nevada

■ Loss, 
 ■ Non-Conf, S Site, 
 ■ Home 
 ■ Away 
 N Neutral



NEW HAMPSHIRE				THROUGH GAMES OF MARCH 9, 1917						
Average RPI Win:	229	WON-LOST	WINNING	LAST 10	STRENGTH OF	OPP. STRENGTH	TEAM	ADJ.	CONF.	ADJ CONF.
Average RPI Loss:	103	RECORD	PCT. RANK	GAMES	SCHEDULE	OF SCHEDULE	RPI	RPI	RPI	RPI
DIV. I ONLY	25- 5	13	8- 2	275	209	75	75	21	21	
DIV. I NON-CONF.	9- 3	63	0- 0	258	222	101	101	22	22	
TOTALS	RPI 1-25	RPI 26-50	W-L RECORDS	RPI 51-100	RPI 101-150	RPI 150+				
25- 5	0- 1	0- 0	OVERALL	0- 0	3- 4	22- 0				
13- 1	0- 0	0- 0	HOME	0- 0	2- 1	11- 0				
11- 3	0- 1	0- 0	AWAY	0- 0	1- 2	10- 0				
1- 1	0- 0	0- 0	NEUTRAL	0- 0	0- 1	1- 0				
9- 3	0- 1	0- 0	NON-CONFERENCE	0- 0	0- 2	9- 0				
5- 1	0- 0	0- 0	HOME	0- 0	0- 1	5- 0				
4- 2	0- 1	0- 0	AWAY	0- 0	0- 1	4- 0				
0- 0	0- 0	0- 0	NEUTRAL	0- 0	0- 0	0- 0				
16- 2	0- 0	0- 0	CONFERENCE	0- 0	3- 2	13- 0				
8- 0	0- 0	0- 0	HOME	0- 0	2- 0	6- 0				
7- 1	0- 0	0- 0	AWAY	0- 0	1- 1	6- 0				
1- 1	0- 0	0- 0	NEUTRAL	0- 0	0- 1	1- 0				

RPI 1-25					
RPI	S	Opponent	Score		
14	A	Kentucky	43	92	
RPI 26-50					
RPI	S	Opponent	Score		
RPI 51-100 Team's RPI: 75					
RPI	S	Opponent	Score		
112	A	Albany (NY)	55	64	
112	H	Albany (NY)	71	58	
126	A	Cornell	56	61	
127	A	Maine	65	57	
127	H	Maine	50	44	
127	N	Maine	52	61	
135	H	Yale	58	64	
152	A	Northeastern	66	63	
176	A	Siena	77	67	
184	A	Hartford	62	57	
184	H	Hartford	58	50	
193	H	Sacred Heart	71	43	
208	A	UMBC	65	51	
208	H	UMBC	60	50	
210	A	Binghamton	70	62	
210	H	Binghamton	76	69	
214	H	Dartmouth	64	47	
218	A	Boston U.	59	51	
261	H	Bryant	62	60	
262	A	Stony Brook	56	45	
262	H	Stony Brook	49	46	
262	N	Stony Brook	58	49	
272	A	Vermont	57	49	
272	H	Vermont	66	47	
277	A	Manhattan	59	42	
306	H	Central Conn. St.	56	52	
55	A	Albany (NY)	64		
61	A	Cornell			
64	A	Northeastern			
67	A	Siena			
57	A	Hartford			
50	H	Hartford			
44	N	Maine			
61	H	Yale			
63	A	UMBC			
60	H	UMBC			
70	A	Binghamton			
76	H	Binghamton			
47	H	Dartmouth			
51	A	Boston U.			
60	H	Bryant			
45	A	Stony Brook			
46	H	Stony Brook			
49	N	Stony Brook			
49	A	Vermont			
47	H	Vermont			
42	A	Manhattan			
52	H	Central Conn. St.			
LAST 12 Division I GAMES:					
127	N	Maine	52	61	
262	N	Stony Brook	58	49	
208	A	UMBC	65	61	
343	H	UMass Lowell	58	45	
184	A	Hartford	62	57	
127	A	Maine	65	57	
210	H	Binghamton	76	69	
272	H	Vermont	66	47	
112	A	Albany (NY)	55	64	
262	A	Stony Brook	56	45	
208	H	UMBC	60	50	
343	A	UMass Lowell	76	57	

Non-Div I Games:      New England Col.    58    38

New Hampshire

■ Loss, ■ Non-Conf, S Site, H Home A Away N Neutral



RPI	S	Opponent	Score	
341	H	Wagner	73	40
343	A	UMass Lowell	76	57
343	H	UMass Lowell	58	45

New Hampshire



Average RPI Win:	215	WON-LOST	WINNING	LAST 10	STRENGTH OF	OPP. STRENGTH	TEAM	ADJ.	CONF.	ADJ CONF.
Average RPI Loss:	98	RECORD	PCT. RANK	GAMES	SCHEDULE	OF SCHEDULE	RPI	RPI	RPI	RPI
DIV. I ONLY	14- 14	168	4- 5	90	141	150	150	13	13	
DIV. I NON-CONF.	4- 6	209	0- 0	142	85	226	226	15	15	
TOTALS	RPI 1-25	RPI 26-50	W-L RECORDS	RPI 51-100	RPI 101-150	RPI 150+				
14- 14	0- 0	0- 3	OVERALL	1- 7	2- 3	11- 1				
10- 6	0- 0	0- 1	HOME	1- 3	2- 2	7- 0				
4- 8	0- 0	0- 2	AWAY	0- 4	0- 1	4- 1				
0- 0	0- 0	0- 0	NEUTRAL	0- 0	0- 0	0- 0				
4- 6	0- 0	0- 1	NON-CONFERENCE	0- 2	2- 3	2- 0				
4- 3	0- 0	0- 0	HOME	0- 1	2- 2	2- 0				
0- 3	0- 0	0- 1	AWAY	0- 1	0- 1	0- 0				
0- 0	0- 0	0- 0	NEUTRAL	0- 0	0- 0	0- 0				
10- 8	0- 0	0- 2	CONFERENCE	1- 5	0- 0	9- 1				
6- 3	0- 0	0- 1	HOME	1- 2	0- 0	5- 0				
4- 5	0- 0	0- 1	AWAY	0- 3	0- 0	4- 1				
0- 0	0- 0	0- 0	NEUTRAL	0- 0	0- 0	0- 0				

RPI S	Opponent	Score	RPI S	Opponent	Score	RPI S	Opponent	Score	RPI S	Opponent	Score	Team's RPI: 150
32	A Marquette	52 62	67	A Boise St.	62 64	101	H SMU	64 49				
49	A Colorado St.	55 58	67	H Boise St.	75 68	109	H Saint Joseph's	67 79				
49	H Colorado St.	63 78	69	H Minnesota	65 69	140	A New Mexico St.	70 77				
			87	A Wyoming	52 68	140	H New Mexico St.	84 55				
			87	H Wyoming	58 60	141	H Tulsa	64 67				
			91	A UNLV	42 56	174	A Fresno St.	80 54				
			91	H UNLV	52 61	174	H Fresno St.	66 57				
			100	A Texas Tech	58 69	186	A Utah St.	68 58				
						186	H Utah St.	78 67				
						207	A San Jose St.	82 72				
						257	A San Diego St.	51 63				
						257	H San Diego St.	85 42				
						281	A Nevada	69 63				
						281	H Nevada	59 50				
						298	H UTEP	79 66				
						321	H Air Force	81 64				
						339	H Fairleigh Dickinson	83 56				
LAST 12 Division I GAMES:												
257	A San Diego St.	51 63	207	A San Jose St.	82 72							
87	H Wyoming	58 60	91	H UNLV	52 61							
49	A Colorado St.	55 58	281	H Nevada	59 50							
174	H Fresno St.	66 57	186	A Utah St.	68 58							
67	A Boise St.	62 64	87	A Wyoming	52 68							
321	H Air Force	81 64	67	H Boise St.	75 68							

Non-Div I Games: Northern N.M. 87 47

New Mexico

■ Loss, 
 ■ Non-Conf, S Site, 
 ■ Home 
 ■ Away 
 N Neutral



Average RPI Win:	269	WON-LOST	WINNING	LAST 10	STRENGTH OF	OPP. STRENGTH	TEAM	ADJ.	CONF.	ADJ CONF.
Average RPI Loss:	137	RECORD	PCT. RANK	GAMES	SCHEDULE	OF SCHEDULE	RPI	RPI	RPI	RPI
DIV. I ONLY	20- 6	33	10- 0	326	278	140	140	29	29	
DIV. I NON-CONF.	6- 6	165	0- 0	293	142	215	215	29	29	
TOTALS	RPI 1-25	RPI 26-50	W-L RECORDS	RPI 51-100	RPI 101-150	RPI 150+				
20- 6	0- 0	0- 1	OVERALL	0- 1	1- 2	19- 2				
10- 1	0- 0	0- 0	HOME	0- 0	1- 1	9- 0				
9- 2	0- 0	0- 0	AWAY	0- 0	0- 1	9- 1				
1- 3	0- 0	0- 1	NEUTRAL	0- 1	0- 0	1- 1				
6- 6	0- 0	0- 1	NON-CONFERENCE	0- 1	1- 2	5- 2				
3- 1	0- 0	0- 0	HOME	0- 0	1- 1	2- 0				
2- 2	0- 0	0- 0	AWAY	0- 0	0- 1	2- 1				
1- 3	0- 0	0- 1	NEUTRAL	0- 1	0- 0	1- 1				
14- 0	0- 0	0- 0	CONFERENCE	0- 0	0- 0	14- 0				
7- 0	0- 0	0- 0	HOME	0- 0	0- 0	7- 0				
7- 0	0- 0	0- 0	AWAY	0- 0	0- 0	7- 0				
0- 0	0- 0	0- 0	NEUTRAL	0- 0	0- 0	0- 0				

RPI	S	Opponent	Score	RPI	S	Opponent	Score	RPI	S	Opponent	Score	RPI	S	Opponent	Score	Team's RPI: 140
39	N	Quinnipiac	46 49	91	N	UNLV	47 52	134	H	Arizona	63 74	150	A	New Mexico	55 84	
								150	H	New Mexico	77 70	159	N	Santa Clara	46 60	
								207	H	San Jose St.	66 55	213	A	Seattle U	64 61	
								213	H	Seattle U	73 69	222	A	UTRGV	64 46	
								222	H	UTRGV	87 67	246	A	Grand Canyon	81 65	
								246	H	Grand Canyon	67 60	248	A	Hawaii	53 56	
								250	A	CSU Bakersfield	64 55	250	H	CSU Bakersfield	69 55	
								280	N	Sacramento St.	99 73	289	A	Northern Ariz.	79 68	
								298	A	UTEP	67 59	311	A	UMKC	60 43	
								311	H	Pepperdine	75 66	311	H	UMKC	78 72	
								335	A	Utah Valley	66 53	335	H	Utah Valley	63 46	
								345	A	Chicago St.	65 54	345	H	Chicago St.	100 63	
								345	H	Chicago St.						
LAST 12 Division I GAMES:																
222	A	UTRGV	64 46	345	A	Chicago St.	65 54									
213	A	Seattle U	64 61	335	H	Utah Valley	63 46									
335	A	Utah Valley	66 53	213	H	Seattle U	73 69									
222	H	UTRGV	87 67	311	A	UMKC	60 43									
246	H	Grand Canyon	67 60	250	A	CSU Bakersfield	64 55									
250	H	CSU Bakersfield	69 55	246	A	Grand Canyon	81 65									

Non-Div I Games: N.M. Highlands 94 37 Western N.M. 85 28

New Mexico St.



Average RPI Win:	297	WON-LOST	WINNING	LAST 10	STRENGTH OF	OPP. STRENGTH	TEAM	ADJ.	CONF.	ADJ CONF.
Average RPI Loss:	154	RECORD	PCT. RANK	GAMES	SCHEDULE	OF SCHEDULE	RPI	RPI	RPI	RPI
DIV. I ONLY	11- 14	210	4- 6	230	303	220	220	27	27	
DIV. I NON-CONF.	2- 5	259	0- 0	59	167	175	175	27	27	
TOTALS	RPI 1-25	RPI 26-50	W-L RECORDS	RPI 51-100	RPI 101-150	RPI 150+				
11- 14	0- 1	0- 0	OVERALL	0- 4	0- 5	11- 4				
7- 4	0- 0	0- 0	HOME	0- 2	0- 1	7- 1				
4- 10	0- 1	0- 0	AWAY	0- 2	0- 4	4- 3				
0- 0	0- 0	0- 0	NEUTRAL	0- 0	0- 0	0- 0				
2- 5	0- 1	0- 0	NON-CONFERENCE	0- 1	0- 2	2- 1				
1- 1	0- 0	0- 0	HOME	0- 0	0- 0	1- 1				
1- 4	0- 1	0- 0	AWAY	0- 1	0- 2	1- 0				
0- 0	0- 0	0- 0	NEUTRAL	0- 0	0- 0	0- 0				
9- 9	0- 0	0- 0	CONFERENCE	0- 3	0- 3	9- 3				
6- 3	0- 0	0- 0	HOME	0- 2	0- 1	6- 0				
3- 6	0- 0	0- 0	AWAY	0- 1	0- 2	3- 3				
0- 0	0- 0	0- 0	NEUTRAL	0- 0	0- 0	0- 0				

RPI 1-25				RPI 26-50				RPI 51-100				RPI 101+ Team's RPI: 220			
RPI	S	Opponent	Score	RPI	S	Opponent	Score	RPI	S	Opponent	Score	RPI	S	Opponent	Score
13	A	Texas	48 80					59	A	Iowa St.	63 100	107	A	Abilene Christian	55 68
								98	H	Central Ark.	51 55	120	A	Southern Miss.	53 78
								99	A	SFA	61 88	132	A	Alabama	57 78
								99	H	SFA	67 71	133	A	Lamar University	42 73
												133	H	Lamar University	55 66
												191	H	Texas Southern	63 57
												251	A	Jacksonville St.	81 79
												252	H	South Ala.	62 65
												287	H	A&M-Corpus Christi	75 54
												288	A	McNeese	71 59
												288	H	McNeese	92 85
												290	A	Nicholls St.	69 79
												290	H	Nicholls St.	81 77
												293	A	Northwestern St.	93 95
												329	A	Southeastern La.	70 85
												329	H	Southeastern La.	102 87
												332	A	Incarinate Word	71 67
												332	H	Incarinate Word	84 58
												338	A	Houston Baptist	73 63
												340	H	Sam Houston St.	78 49
LAST 12 Division I GAMES:															
290	A	Nicholls St.	69 79	332	H	Incarinate Word	84 58								
329	H	Southeastern La.	102 87	290	H	Nicholls St.	81 77								
293	A	Northwestern St.	93 95	133	H	Lamar University	55 66								
99	H	SFA	67 71	99	A	SFA	61 88								
288	H	McNeese	92 85	288	A	McNeese	71 59								
329	A	Southeastern La.	70 85	98	H	Central Ark.	51 55								

Non-Div I Games: Blue Mountain 75 37 Crowley's Ridge 123 33 Trinity Baptist 100 35

New Orleans

Loss, Non-Conf, S Site, H Home A Away N Neutral



## Niagara

Through Games Of March 5, 2017

Average RPI Win:	242	WON-LOST	WINNING	LAST 10	STRENGTH OF	OPP. STRENGTH	TEAM	ADJ.	CONF.	ADJ CONF.
Average RPI Loss:	144	RECORD	PCT. RANK	GAMES	SCHEDULE	OF SCHEDULE	RPI	RPI	RPI	RPI
DIV. I ONLY	8- 22	297	3- 7	137	191	266	266	18	18	
DIV. I NON-CONF.	3- 6	230	0- 0	16	119	110	110	17	17	
TOTALS	RPI 1-25	RPI 26-50	W-L RECORDS	RPI 51-100	RPI 101-150	RPI 150+				
8- 22	0- 1	0- 4	OVERALL	0- 2	0- 5	8- 10				
5- 8	0- 1	0- 1	HOME	0- 0	0- 2	5- 4				
3- 13	0- 0	0- 3	AWAY	0- 2	0- 3	3- 5				
0- 1	0- 0	0- 0	NEUTRAL	0- 0	0- 0	0- 1				
3- 6	0- 1	0- 2	NON-CONFERENCE	0- 2	0- 1	3- 0				
2- 1	0- 1	0- 0	HOME	0- 0	0- 0	2- 0				
1- 5	0- 0	0- 2	AWAY	0- 2	0- 1	1- 0				
0- 0	0- 0	0- 0	NEUTRAL	0- 0	0- 0	0- 0				
5- 16	0- 0	0- 2	CONFERENCE	0- 0	0- 4	5- 10				
3- 7	0- 0	0- 1	HOME	0- 0	0- 2	3- 4				
2- 8	0- 0	0- 1	AWAY	0- 0	0- 2	2- 5				
0- 1	0- 0	0- 0	NEUTRAL	0- 0	0- 0	0- 1				

RPI 1-25			RPI 26-50			RPI 51-100			RPI 101+			Team's RPI: 266
RPI	S	Opponent	Score	RPI	S	Opponent	Score	RPI	S	Opponent	Score	
16	H	Maryland	64 96	30	A	Syracuse	60 109	79	A	Drexel	57 69	105 A Rider 41 62
				39	A	Quinnipiac	45 61	96	A	Buffalo	63 73	105 H Rider 58 78
				39	H	Quinnipiac	64 71					122 A Fordham 69 92
				44	A	Michigan	35 107					146 A Iona 61 68
												146 H Iona 55 65
												159 A Fairfield 63 66
												159 H Fairfield 55 65
												176 A Siena 53 71
												176 H Siena 68 70
												183 A Cleveland St. 67 49
												184 H Hartford 75 62
												215 A Monmouth 62 68
												215 H Monmouth 66 45
												230 A Marist 68 53
												230 H Marist 58 60
												247 H St. Bonaventure 65 43
												253 A Canisius 41 52
												253 H Canisius 57 65
												253 N Canisius 74 80
												277 A Manhattan 62 59
												277 H Manhattan 65 42
												326 A Saint Peter's 66 78
												326 H Saint Peter's 71 63
LAST 12 Division I GAMES:												
253	N	Canisius	74 80	253	A	Canisius	41 52					
215	A	Monmouth	62 68	277	H	Manhattan	65 42					
105	A	Rider	41 62	146	H	Iona	55 65					
326	H	Saint Peter's	71 63	159	A	Fairfield	63 66					
176	H	Siena	68 70	39	A	Quinnipiac	45 61					
230	A	Marist	68 53	159	H	Fairfield	55 65					

Non-Div I Games:

Niagara

■ Loss, 
 ■ Non-Conf, 
 ■ S Site, 
 ■ H Home 
 ■ A Away 
 N Neutral



Average RPI Win:	285	WON-LOST	WINNING	LAST 10	STRENGTH OF	OPP. STRENGTH	TEAM	ADJ.	CONF.	ADJ CONF.
Average RPI Loss:	195	RECORD	PCT. RANK	GAMES	SCHEDULE	OF SCHEDULE	RPI	RPI	RPI	RPI
DIV. I ONLY	10- 19	259	3- 7	277	322	290	290	27	27	
DIV. I NON-CONF.	3- 8	262	0- 0	202	343	278	278	27	27	
TOTALS	RPI 1-25	RPI 26-50	W-L RECORDS	RPI 51-100	RPI 101-150	RPI 150+				
10- 19	0- 0	0- 0	OVERALL	0- 5	1- 4	9- 10				
7- 5	0- 0	0- 0	HOME	0- 2	1- 2	6- 1				
3- 13	0- 0	0- 0	AWAY	0- 0	0- 0	3- 1				
0- 1	0- 0	0- 0	NEUTRAL	0- 0	0- 0	0- 1				
3- 8	0- 0	0- 0	NON-CONFERENCE	0- 2	0- 2	3- 4				
2- 1	0- 0	0- 0	HOME	0- 0	0- 1	2- 0				
1- 6	0- 0	0- 0	AWAY	0- 2	0- 1	1- 3				
0- 1	0- 0	0- 0	NEUTRAL	0- 0	0- 0	0- 1				
7- 11	0- 0	0- 0	CONFERENCE	0- 3	1- 2	6- 6				
5- 4	0- 0	0- 0	HOME	0- 2	1- 1	4- 1				
2- 7	0- 0	0- 0	AWAY	0- 1	0- 1	2- 5				
0- 0	0- 0	0- 0	NEUTRAL	0- 0	0- 0	0- 0				

RPI S	Opponent	Score	RPI S	Opponent	Score	RPI S	Opponent	Score	RPI S	Opponent	Score	Team's RPI: 290
						76	A Gonzaga	46 78	107	H Abilene Christian	73 89	
						97	A Jacksonville	71 76	125	H Troy	75 100	
						98	H Central Ark.	52 61	133	A Lamar University	77 81	
						99	A SFA	55 80	133	H Lamar University	78 67	
						99	H SFA	77 82	145	A Louisiana Tech	52 68	
									162	A Memphis	62 73	
									209	A Grambling	71 60	
									220	A New Orleans	77 81	
									220	H New Orleans	79 69	
									251	A Jacksonville St.	52 75	
									269	A Prairie View	67 69	
									287	A A&M-Corpus Christi	60 65	
									287	H A&M-Corpus Christi	74 54	
									288	A McNeese	52 59	
									293	A Northwestern St.	58 75	
									295	N North Florida	74 77	
									329	A Southeastern La.	76 60	
									329	H Southeastern La.	92 57	
									330	H La.-Monroe	73 54	
									332	A Incarnate Word	63 69	
									332	H Incarnate Word	52 78	
									334	H Jackson St.	83 76	
									338	H Houston Baptist	76 57	
									340	A Sam Houston St.	66 59	
LAST 12 Division I GAMES:												
220	H	New Orleans	79	69	99	H	SFA	77	82			
133	A	Lamar University	77	81	220	A	New Orleans	77	81			
329	H	Southeastern La.	92	57	329	A	Southeastern La.	76	60			
332	A	Incarnate Word	63	69	287	A	A&M-Corpus Christi	60	65			
288	A	McNeese	52	59	338	H	Houston Baptist	76	57			
98	H	Central Ark.	52	61	133	H	Lamar University	78	67			

Non-Div I Games:

Nicholls St.



Non-Conference				Through Games of March 5, 2017						
Average RPI Win:	311	WON-LOST	WINNING	LAST 10	STRENGTH OF	OPP. STRENGTH	TEAM	ADJ.	CONF.	ADJ CONF.
Average RPI Loss:	200	RECORD	PCT. RANK	GAMES	SCHEDULE	OF SCHEDULE	RPI	RPI	RPI	RPI
DIV. I ONLY	12- 14	201	4- 6	342	337	273	273	32	32	
DIV. I NON-CONF.	3- 7	250	0- 0	300	280	260	260	31	31	
-----										
TOTALS	RPI 1-25		RPI 26-50		W-L RECORDS		RPI 51-100		RPI 101-150	RPI 150+
12- 14	0- 0		0- 0		OVERALL		0- 0		0- 2	12- 12
5- 4	0- 0		0- 0		HOME		0- 0		0- 1	5- 3
7- 9	0- 0		0- 0		AWAY		0- 0		0- 1	7- 8
0- 1	0- 0		0- 0		NEUTRAL		0- 0		0- 0	0- 1
3- 7	0- 0		0- 0		NON-CONFERENCE		0- 0		0- 2	3- 5
0- 1	0- 0		0- 0		HOME		0- 0		0- 1	0- 0
3- 5	0- 0		0- 0		AWAY		0- 0		0- 1	3- 4
0- 1	0- 0		0- 0		NEUTRAL		0- 0		0- 0	0- 1
9- 7	0- 0		0- 0		CONFERENCE		0- 0		0- 0	9- 7
5- 3	0- 0		0- 0		HOME		0- 0		0- 0	5- 3
4- 4	0- 0		0- 0		AWAY		0- 0		0- 0	4- 4
0- 0	0- 0		0- 0		NEUTRAL		0- 0		0- 0	0- 0

[illegible]

Non-Div I Games:	Lincoln (PA)	62	28	Saint Augustine's	99	59
------------------	--------------	----	----	-------------------	----	----

Norfolk St.

■ Loss, ■ Non-Conf, S Site, H Home A Away N Neutral



Average RPI Win: 165		WON-LOST	WINNING	LAST 10	STRENGTH OF	OPP. STRENGTH	TEAM	ADJ.	CONF.	ADJ CONF.
Average RPI Loss: 54		RECORD	PCT. RANK	GAMES	SCHEDULE	OF SCHEDULE	RPI	RPI	RPI	RPI
DIV. I ONLY		15- 16	175	3- 7	41	59	119	119	3	3
DIV. I NON-CONF.		11- 2	23	1- 0	168	250	64	64	4	4
TOTALS		RPI 1-25	RPI 26-50		W-L RECORDS		RPI 51-100	RPI 101-150	RPI 150+	
15- 16	0- 6	2- 5		OVERALL		5- 1	0- 2		8- 2	
11- 5	0- 3	2- 0		HOME		3- 1	0- 0		6- 1	
1- 8	0- 3	0- 2		AWAY		0- 0	0- 2		1- 1	
3- 3	0- 0	0- 3		NEUTRAL		2- 0	0- 0		1- 0	
11- 2	0- 0	1- 2		NON-CONFERENCE		3- 0	0- 0		7- 0	
8- 0	0- 0	1- 0		HOME		1- 0	0- 0		6- 0	
1- 0	0- 0	0- 0		AWAY		0- 0	0- 0		1- 0	
2- 2	0- 0	0- 2		NEUTRAL		2- 0	0- 0		0- 0	
4- 14	0- 6	1- 3		CONFERENCE		2- 1	0- 2		1- 2	
3- 5	0- 3	1- 0		HOME		2- 1	0- 0		0- 1	
0- 8	0- 3	0- 2		AWAY		0- 0	0- 2		0- 1	
1- 1	0- 0	0- 1		NEUTRAL		0- 0	0- 0		1- 0	

RPI 1-25				RPI 26-50				RPI 51-100				RPI 101+				Team's RPI: 119	
RPI	S	Opponent	Score	RPI	S	Opponent	Score	RPI	S	Opponent	Score	RPI	S	Opponent	Score		
2	H	Notre Dame	55 77	27	H	Elon	78 73	51	H	Virginia	67 58	106	A	Virginia Tech	68 76		
8	A	Duke	58 70	29	N	South Fla.	55 83	58	H	Georgia Tech	89 88	111	A	Clemson	67 78		
8	H	Duke	71 95	30	A	Syracuse	64 95	69	N	Minnesota	91 77	158	A	Pittsburgh	48 68		
11	A	Louisville	57 87	30	N	Syracuse	64 83	70	H	Bucknell	65 50	158	N	Pittsburgh	72 60		
12	H	Florida St.	77 90	36	N	LSU	43 70	88	H	Wake Forest	77 80	175	H	Boston College	77 88		
15	A	Miami (FL)	88 100	37	A	North Carolina St.	60 80	97	N	Jacksonville	87 57	211	H	Alabama St.	84 54		
				37	H	North Carolina St.	83 70					212	A	Wisconsin	72 59		
												243	H	Marshall	75 53		
												256	H	Charleston So.	93 77		
												286	H	Coppin St.	90 55		
												348	H	South Carolina St.	82 49		
												349	H	Alabama A&M	80 35		
LAST 12 Division I GAMES:																	
				30	N	Syracuse	64 83	58	H	Georgia Tech	89 88						
				158	N	Pittsburgh	72 60	30	A	Syracuse	64 95						
				69	N	Minnesota	91 77	175	H	Boston College	77 88						
				8	H	Duke	71 95	111	A	Clemson	67 78						
				37	A	North Carolina St.	60 80	37	H	North Carolina St.	83 70						
				11	A	Louisville	57 87	15	A	Miami (FL)	88 100						

Non-Div I Games:

North Carolina

Loss, Non-Conf, S Site, H Home A Away N Neutral



Average RPI Win:	147	WON-LOST	WINNING	LAST 10	STRENGTH OF	OPP. STRENGTH	TEAM	ADJ.	CONF.	ADJ CONF.
Average RPI Loss:	49	RECORD	PCT. RANK	GAMES	SCHEDULE	OF SCHEDULE	RPI	RPI	RPI	RPI
DIV. I ONLY	22- 8	55	6- 3	69	38	37	37	3	3	
DIV. I NON-CONF.	10- 3	54	0- 0	272	148	116	116	4	4	
TOTALS	RPI 1-25	RPI 26-50	W-L RECORDS	RPI 51-100	RPI 101-150	RPI 150+				
22- 8	4- 3	1- 2	OVERALL	3- 2	3- 1	11- 0				
14- 2	2- 1	1- 0	HOME	0- 1	3- 0	8- 0				
7- 3	2- 0	0- 1	AWAY	3- 1	0- 1	2- 0				
1- 3	0- 2	0- 1	NEUTRAL	0- 0	0- 0	1- 0				
10- 3	0- 1	1- 1	NON-CONFERENCE	0- 1	0- 0	9- 0				
8- 0	0- 0	1- 0	HOME	0- 0	0- 0	7- 0				
1- 1	0- 0	0- 0	AWAY	0- 1	0- 0	1- 0				
1- 2	0- 1	0- 1	NEUTRAL	0- 0	0- 0	1- 0				
12- 5	4- 2	0- 1	CONFERENCE	3- 1	3- 1	2- 0				
6- 2	2- 1	0- 0	HOME	0- 1	3- 0	1- 0				
6- 2	2- 0	0- 1	AWAY	3- 0	0- 1	1- 0				
0- 1	0- 1	0- 0	NEUTRAL	0- 0	0- 0	0- 0				

RPI 1-25				RPI 26-50				Team's RPI: 37		RPI 51-100				RPI 101+			
RPI	S	Opponent	Score	RPI	S	Opponent	Score			RPI	S	Opponent	Score	RPI	S	Opponent	Score
2	H	Notre Dame	70 62	30	A	Syracuse	75 85			51	A	Virginia	59 48	106	H	Virginia Tech	85 71
8	H	Duke	55 52	36	N	LSU	58 59			58	A	Georgia Tech	75 67	111	H	Clemson	65 53
11	A	Louisville	72 70	50	H	Indiana	84 70			73	A	Tulane	58 63	119	A	North Carolina	70 83
11	N	Louisville	58 59							88	A	Wake Forest	65 50	119	H	North Carolina	80 60
12	A	Florida St.	70 61							88	H	Wake Forest	77 89	158	H	Pittsburgh	55 42
15	H	Miami (FL)	64 67											169	H	Hampton	81 56
20	N	Kansas St.	50 67											175	A	Boston College	70 58
LAST 12 Division I GAMES:																	
		11	N	Louisville			58	59		58	A	Georgia Tech			75	67	
		51	A	Virginia			59	48		11	A	Louisville			72	70	
		119	H	North Carolina			80	60		119	A	North Carolina			70	83	
		88	H	Wake Forest			77	89		158	H	Pittsburgh			55	42	
		175	A	Boston College			70	58		111	H	Clemson			65	53	
		106	H	Virginia Tech			85	71		8	H	Duke			55	52	

Non-Div I Games:

North Carolina St.

■ Loss, 
 ■ Non-Conf, S Site, 
 ■ Home 
 ■ Away 
 N Neutral



## North Dakota

Through Games Of March 5, 2017

Average RPI Win:	230	WON-LOST	WINNING	LAST 10	STRENGTH OF	OPP. STRENGTH	TEAM	ADJ.	CONF.	ADJ CONF.
Average RPI Loss:	100	RECORD	PCT. RANK	GAMES	SCHEDULE	OF SCHEDULE	RPI	RPI	RPI	RPI
DIV. I ONLY	18- 9	86	8- 2	186	178	114	114	20	20	
DIV. I NON-CONF.	3- 6	230	0- 0	109	26	182	182	18	18	
TOTALS	RPI 1-25	RPI 26-50	W-L RECORDS	RPI 51-100	RPI 101-150	RPI 150+				
18- 9	0- 0	0- 3	OVERALL	0- 3	4- 1	14- 2				
9- 4	0- 0	0- 2	HOME	0- 2	2- 0	7- 0				
9- 5	0- 0	0- 1	AWAY	0- 1	2- 1	7- 2				
0- 0	0- 0	0- 0	NEUTRAL	0- 0	0- 0	0- 0				
3- 6	0- 0	0- 3	NON-CONFERENCE	0- 2	1- 0	2- 1				
1- 3	0- 0	0- 2	HOME	0- 1	1- 0	0- 0				
2- 3	0- 0	0- 1	AWAY	0- 1	0- 0	2- 1				
0- 0	0- 0	0- 0	NEUTRAL	0- 0	0- 0	0- 0				
15- 3	0- 0	0- 0	CONFERENCE	0- 1	3- 1	12- 1				
8- 1	0- 0	0- 0	HOME	0- 1	1- 0	7- 0				
7- 2	0- 0	0- 0	AWAY	0- 0	2- 1	5- 1				
0- 0	0- 0	0- 0	NEUTRAL	0- 0	0- 0	0- 0				

RPI S	Opponent	Score	RPI S	Opponent	Score	RPI S	Opponent	Score	RPI S	Opponent	Score	Team's RPI: 114
26	H Drake	91 99	60	H Iowa	60 75	121	A Northern Colo.	57 51	121	H Northern Colo.	75 68	
31	H South Dakota St.	72 83	78	H Montana St.	71 74	138	H San Francisco	71 63	139	A Eastern Wash.	75 71	
48	A UNI	53 74	100	A Texas Tech	80 90	142	A Idaho	61 74	168	A Idaho St.	65 62	
						168	H Idaho St.	63 56	185	A Kansas	71 76	
						217	A San Diego	65 61	233	A Portland St.	67 81	
						233	H Portland St.	65 61	249	A Weber St.	70 65	
						249	H Weber St.	83 67	280	A Sacramento St.	92 78	
						280	H Sacramento St.	94 71	285	A Southern Utah	68 65	
						285	H Southern Utah	75 70	289	A Northern Ariz.	80 78	
						289	H Northern Ariz.	88 69	299	A North Dakota St.	76 55	
						325	H Montana	73 63				
LAST 12 Division I GAMES:												
233	A Portland St.	67 81	139	A Eastern Wash.	75 71							
280	A Sacramento St.	92 78	121	A Northern Colo.	57 51							
121	H Northern Colo.	75 68	289	H Northern Ariz.	88 69							
249	H Weber St.	83 67	285	H Southern Utah	75 70							
168	H Idaho St.	63 56	168	A Idaho St.	65 62							
142	A Idaho	61 74	249	A Weber St.	70 65							

Non-Div I Games: Mayville St. 70 43 Mary 79 67

North Dakota

Loss, Non-Conf, S Site, H Home A Away N Neutral



RPI 1-25				RPI 26-50				RPI 51-100				RPI 101+ Team's RPI: 299			
RPI	S	Opponent	Score	RPI	S	Opponent	Score	RPI	S	Opponent	Score	RPI	S	Opponent	Score
				31	A	South Dakota St.	44 70	66	A	IUPUI	58 71	108	H	Colorado	59 76
				31	H	South Dakota St.	66 69	66	H	IUPUI	53 76	114	H	North Dakota	55 76
				38	N	Central Mich.	55 77	66	N	IUPUI	56 69	143	A	Omaha	64 90
								72	A	South Dakota	48 80	143	H	Omaha	60 80
								72	H	South Dakota	83 73	147	A	Milwaukee	74 79
								74	A	Western Ill.	81 110	149	A	Oakland	66 95
								74	H	Western Ill.	60 87	155	A	Oral Roberts	64 71
												155	H	Oral Roberts	50 70
												170	H	Western Mich.	63 68
												194	A	Providence	63 86
												222	A	UTRGV	67 81
												232	N	UC Santa Barbara	59 66
												265	A	Cal Poly	46 73
												308	A	Denver	86 80
												308	H	Denver	67 58
												309	A	Massachusetts	58 70
												315	A	Fort Wayne	68 72
												315	H	Fort Wayne	68 56
LAST 12 Division I GAMES:															
				66	N	IUPUI	56 69	74	H	Western Ill.	60 87				
				155	A	Oral Roberts	64 71	31	A	South Dakota St.	44 70				
				143	A	Omaha	64 90	155	H	Oral Roberts	50 70				
				66	H	IUPUI	53 76	72	A	South Dakota	48 80				
				308	H	Denver	67 58	66	A	IUPUI	58 71				
				315	A	Fort Wayne	68 72	143	H	Omaha	60 80				

Page 213



# North Florida

Through Games Of March 5, 2017

Average RPI Win:	302	WON-LOST	WINNING	LAST 10	STRENGTH OF	OPP. STRENGTH	TEAM	ADJ.	CONF.	ADJ CONF.
Average RPI Loss:	165	RECORD	PCT. RANK	GAMES	SCHEDULE	OF SCHEDULE	RPI	RPI	RPI	RPI
DIV. I ONLY	7- 20	303	2- 8	213	258	295	295	25	25	
DIV. I NON-CONF.	4- 8	230	0- 0	206	254	249	249	24	24	
TOTALS	RPI 1-25	RPI 26-50	W-L RECORDS	RPI 51-100	RPI 101-150	RPI 150+				
7- 20	0- 1	0- 2	OVERALL	0- 2	0- 5	7- 10				
4- 7	0- 0	0- 0	HOME	0- 1	0- 2	4- 4				
2- 12	0- 1	0- 2	AWAY	0- 1	0- 3	2- 5				
1- 1	0- 0	0- 0	NEUTRAL	0- 0	0- 0	1- 1				
4- 8	0- 1	0- 2	NON-CONFERENCE	0- 0	0- 0	4- 5				
2- 2	0- 0	0- 0	HOME	0- 0	0- 0	2- 2				
1- 5	0- 1	0- 2	AWAY	0- 0	0- 0	1- 2				
1- 1	0- 0	0- 0	NEUTRAL	0- 0	0- 0	1- 1				
3- 12	0- 0	0- 0	CONFERENCE	0- 2	0- 5	3- 5				
2- 5	0- 0	0- 0	HOME	0- 1	0- 2	2- 2				
1- 7	0- 0	0- 0	AWAY	0- 1	0- 3	1- 3				
0- 0	0- 0	0- 0	NEUTRAL	0- 0	0- 0	0- 0				

RPI 1-25				RPI 26-50				RPI 51-100				RPI 101+ Team's RPI: 295			
RPI	S	Opponent	Score	RPI	S	Opponent	Score	RPI	S	Opponent	Score	RPI	S	Opponent	Score
12	A	Florida St.	39 95	29	A	South Fla.	42 78	97	A	Jacksonville	58 68	102	A	Stetson	44 68
				37	A	North Carolina St.	52 78	97	H	Jacksonville	59 69	102	H	Stetson	44 62
												104	A	FGCU	46 69
												104	A	FGCU	42 59
												104	H	FGCU	51 68
												177	A	Bethune-Cookman	50 52
												180	H	Morehead St.	65 84
												202	A	Xavier	46 83
												204	A	Col. of Charleston	60 47
												237	H	Wofford	60 79
												252	N	South Ala.	55 62
												275	A	Kennesaw St.	48 52
												275	H	Kennesaw St.	61 67
												290	N	Nicholls St.	77 74
												297	A	Lipscomb	62 66
												297	H	Lipscomb	58 60
												316	A	USC Upstate	78 67
												316	H	USC Upstate	77 74
												320	A	NJIT	62 64
												320	H	NJIT	61 51
												331	H	Florida A&M	71 60
												337	H	Fla. Atlantic	95 88
LAST 12 Division I GAMES:															
104	A	FGCU	42 59	104	A	FGCU	46 69								
97	H	Jacksonville	59 69	102	H	Stetson	44 62								
297	A	Lipscomb	62 66	104	H	FGCU	51 68								
275	A	Kennesaw St.	48 52	102	A	Stetson	44 68								
320	H	NJIT	61 51	275	H	Kennesaw St.	61 67								
316	H	USC Upstate	77 74	297	H	Lipscomb	58 60								

Non-Div I Games: Warner 72 44 Webber Int'l 103 57 Edward Waters 70 50

North Florida

Loss, Non-Conf, S Site, H Home A Away N Neutral



Average RPI Win: 211		WON-LOST	WINNING	LAST 10	STRENGTH OF	OPP. STRENGTH	TEAM	ADJ.	CONF.	ADJ CONF.
Average RPI Loss: 129		RECORD	PCT. RANK	GAMES	SCHEDULE	OF SCHEDULE	RPI	RPI	RPI	RPI
DIV. I ONLY		11- 18	242	5- 5	105	166	196	196	14	14
DIV. I NON-CONF.		3- 8	262	0- 0	143	189	247	247	16	16
TOTALS	RPI 1-25	RPI 26-50		W-L RECORDS		RPI 51-100		RPI 101-150		RPI 150+
11- 18	0- 0	0- 3		OVERALL		0- 1		4- 9		7- 5
6- 7	0- 0	0- 2		HOME		0- 0		3- 2		3- 3
5- 9	0- 0	0- 1		AWAY		0- 1		1- 6		4- 1
0- 2	0- 0	0- 0		NEUTRAL		0- 0		0- 1		0- 1
3- 8	0- 0	0- 2		NON-CONFERENCE		0- 0		2- 3		1- 3
2- 2	0- 0	0- 1		HOME		0- 0		1- 0		1- 1
1- 4	0- 0	0- 1		AWAY		0- 0		1- 2		0- 1
0- 2	0- 0	0- 0		NEUTRAL		0- 0		0- 1		0- 1
8- 10	0- 0	0- 1		CONFERENCE		0- 1		2- 6		6- 2
4- 5	0- 0	0- 1		HOME		0- 0		2- 2		2- 2
4- 5	0- 0	0- 0		AWAY		0- 1		0- 4		4- 0
0- 0	0- 0	0- 0		NEUTRAL		0- 0		0- 0		0- 0

[illegible]

Non-Div I Games:

## North Texas

Loss, Non-Conf, S Site, H Home A Away N Neutral



## Northeastern

Through Games Of March 5, 2017

Average RPI Win:	208	WON-LOST	WINNING	LAST 10	STRENGTH OF	OPP. STRENGTH	TEAM	ADJ.	CONF.	ADJ CONF.
Average RPI Loss:	86	RECORD	PCT. RANK	GAMES	SCHEDULE	OF SCHEDULE	RPI	RPI	RPI	RPI
DIV. I ONLY	12- 18	227	5- 5	63	93	152	152	9	9	
DIV. I NON-CONF.	4- 8	230	0- 0	62	89	170	170	8	8	
TOTALS	RPI 1-25	RPI 26-50	W-L RECORDS	RPI 51-100	RPI 101-150	RPI 150+				
12- 18	0- 1	0- 6	OVERALL	0- 4	1- 5	11- 2				
7- 6	0- 0	0- 2	HOME	0- 2	1- 2	6- 0				
5- 9	0- 0	0- 4	AWAY	0- 1	0- 3	5- 1				
0- 3	0- 1	0- 0	NEUTRAL	0- 1	0- 0	0- 1				
4- 8	0- 1	0- 2	NON-CONFERENCE	0- 2	0- 2	4- 1				
2- 2	0- 0	0- 0	HOME	0- 1	0- 1	2- 0				
2- 3	0- 0	0- 2	AWAY	0- 0	0- 1	2- 0				
0- 3	0- 1	0- 0	NEUTRAL	0- 1	0- 0	0- 1				
8- 10	0- 0	0- 4	CONFERENCE	0- 2	1- 3	7- 1				
5- 4	0- 0	0- 2	HOME	0- 1	1- 1	4- 0				
3- 6	0- 0	0- 2	AWAY	0- 1	0- 2	3- 1				
0- 0	0- 0	0- 0	NEUTRAL	0- 0	0- 0	0- 0				

RPI S	Opponent	Score	RPI S	Opponent	Score	RPI S	Opponent	Score	RPI S	Opponent	Score	Team's RPI: 152
7 N	Stanford	45 74	27 A	Elon	58 70	54 N	Purdue	54 79	116 H	St. Mary's (CA)	53 77	
			27 H	Elon	65 76	75 H	New Hampshire	63 66	127 A	Maine	49 68	
			39 A	Quinnipiac	59 76	79 A	Drexel	51 74	130 A	William & Mary	58 60	
			41 A	James Madison	54 74	79 H	Drexel	33 63	130 H	William & Mary	54 68	
			41 H	James Madison	49 67				136 A	Delaware	53 65	
			42 A	Michigan St.	44 78				136 H	Delaware	50 41	
									176 H	Siena	61 50	
									182 N	Wichita St.	73 87	
									188 A	Hofstra	53 51	
									188 H	Hofstra	52 46	
									199 A	Towson	63 51	
									199 H	Towson	72 64	
									204 A	Col. of Charleston	86 75	
									204 H	Col. of Charleston	61 44	
									218 H	Boston U.	78 59	
									223 A	UNCW	63 68	
									223 H	UNCW	55 47	
									253 A	Canisius	83 59	
									308 A	Denver	72 69	
LAST 12 Division I GAMES:												
188 H	Hofstra	52 46	27 A	Elon	58 70							
223 A	UNCW	63 68	41 H	James Madison	49 67							
204 A	Col. of Charleston	86 75	130 H	William & Mary	54 68							
199 A	Towson	63 51	79 A	Drexel	51 74							
136 H	Delaware	50 41	27 H	Elon	65 76							
204 H	Col. of Charleston	61 44	223 H	UNCW	55 47							

Non-Div I Games:

Northeastern

■ Loss, 
■ Non-Conf, 
■ S Site, 
■ H Home 
■ A Away 
N Neutral



Average RPI Win:	257	WON-LOST	WINNING	LAST 10	STRENGTH OF	OPP. STRENGTH	TEAM	ADJ.	CONF.	ADJ CONF.
Average RPI Loss:	178	RECORD	PCT. RANK	GAMES	SCHEDULE	OF SCHEDULE	RPI	RPI	RPI	RPI
DIV. I ONLY	8- 20	287	3- 7	216	279	289	289	20	20	
DIV. I NON-CONF.	3- 7	250	0- 0	234	337	288	288	18	18	
TOTALS	RPI 1-25	RPI 26-50	W-L RECORDS	RPI 51-100	RPI 101-150	RPI 150+				
8- 20	0- 0	0- 0	OVERALL	0- 2	2- 8	6- 10				
5- 8	0- 0	0- 0	HOME	0- 0	1- 4	4- 4				
3- 12	0- 0	0- 0	AWAY	0- 2	1- 4	2- 6				
0- 0	0- 0	0- 0	NEUTRAL	0- 0	0- 0	0- 0				
3- 7	0- 0	0- 0	NON-CONFERENCE	0- 1	0- 2	3- 4				
2- 2	0- 0	0- 0	HOME	0- 0	0- 1	2- 1				
1- 5	0- 0	0- 0	AWAY	0- 1	0- 1	1- 3				
0- 0	0- 0	0- 0	NEUTRAL	0- 0	0- 0	0- 0				
5- 13	0- 0	0- 0	CONFERENCE	0- 1	2- 6	3- 6				
3- 6	0- 0	0- 0	HOME	0- 0	1- 3	2- 3				
2- 7	0- 0	0- 0	AWAY	0- 1	1- 3	1- 3				
0- 0	0- 0	0- 0	NEUTRAL	0- 0	0- 0	0- 0				

RPI 1-25			RPI 26-50			RPI 51-100			RPI 101+ Team's RPI: 289		
RPI	S	Opponent	Score	RPI	S	Opponent	Score	RPI	S	Opponent	Score
								77	A	Utah	65 78
								78	A	Montana St.	69 86
								114	A	North Dakota	69 88
								114	H	North Dakota	78 80
								121	A	Northern Colo.	64 75
								121	H	Northern Colo.	66 69
								133	A	Lamar University	60 75
								139	A	Eastern Wash.	64 79
								139	H	Eastern Wash.	56 47
								140	H	New Mexico St.	68 79
								142	A	Idaho	76 61
								142	H	Idaho	80 91
								157	H	CSUN	79 83
								168	H	Idaho St.	51 64
								232	A	UC Santa Barbara	51 60
								233	A	Portland St.	55 56
								233	H	Portland St.	73 74
								246	A	Grand Canyon	65 76
								249	H	Weber St.	64 75
								265	A	Cal Poly	53 58
								280	A	Sacramento St.	76 82
								280	H	Sacramento St.	91 88
								285	A	Southern Utah	77 68
								285	H	Southern Utah	77 65
								298	A	UTEP	65 51
								308	H	Denver	82 67
								317	H	Youngstown St.	70 49
								325	A	Montana	59 60
LAST 12 Division I GAMES:											
139	A	Eastern Wash.	64 79	78	A	Montana St.	69 86	285	H	Southern Utah	77 65
142	A	Idaho	76 61	249	H	Weber St.	64 75	298	A	UTEP	65 51
233	H	Portland St.	73 74	168	H	Idaho St.	51 64	308	H	Denver	82 67
280	H	Sacramento St.	91 88	114	A	North Dakota	69 88	317	H	Youngstown St.	70 49
285	H	Southern Utah	77 65	121	A	Northern Colo.	64 75	325	A	Montana	59 60
325	A	Montana	59 60	142	H	Idaho	80 91				

Non-Div I Games: Antelope Valley 109 60

Northern Ariz.

■ Loss, 
 ■ Non-Conf, S Site, 
 ■ Home 
 ■ Away 
 N Neutral



Average RPI Win:	240	WON-LOST	WINNING	LAST 10	STRENGTH OF	OPP. STRENGTH	TEAM	ADJ.	CONF.	ADJ CONF.
Average RPI Loss:	115	RECORD	PCT. RANK	GAMES	SCHEDULE	OF SCHEDULE	RPI	RPI	RPI	RPI
DIV. I ONLY	21- 7	42	6- 4	292	218	121	121	20	20	
DIV. I NON-CONF.	7- 3	83	0- 0	273	165	124	124	18	18	
TOTALS	RPI 1-25	RPI 26-50	W-L RECORDS	RPI 51-100	RPI 101-150	RPI 150+				
21- 7	0- 0	0- 1	OVERALL	1- 0	2- 5	18- 1				
10- 3	0- 0	0- 0	HOME	1- 0	1- 2	8- 1				
10- 4	0- 0	0- 1	AWAY	0- 0	1- 3	9- 0				
1- 0	0- 0	0- 0	NEUTRAL	0- 0	0- 0	1- 0				
7- 3	0- 0	0- 1	NON-CONFERENCE	0- 0	1- 2	6- 0				
3- 1	0- 0	0- 0	HOME	0- 0	1- 1	2- 0				
3- 2	0- 0	0- 1	AWAY	0- 0	0- 1	3- 0				
1- 0	0- 0	0- 0	NEUTRAL	0- 0	0- 0	1- 0				
14- 4	0- 0	0- 0	CONFERENCE	1- 0	1- 3	12- 1				
7- 2	0- 0	0- 0	HOME	1- 0	0- 1	6- 1				
7- 2	0- 0	0- 0	AWAY	0- 0	1- 2	6- 0				
0- 0	0- 0	0- 0	NEUTRAL	0- 0	0- 0	0- 0				

RPI S	Opponent	Score	RPI S	Opponent	Score	RPI S	Opponent	Score	RPI S	Opponent	Score	Team's RPI: 121
49	A Colorado St.	47 58	78	H Montana St.	66 58	104	H FGCU	77 74	108	H Colorado	62 83	
						114	A North Dakota	68 75	114	H North Dakota	51 57	
						116	A St. Mary's (CA)	65 75	139	A Eastern Wash.	61 67	
						142	A Idaho	71 67	168	A Idaho St.	77 62	
						168	H Idaho St.	58 68	178	A UTSA	73 66	
						217	H San Diego	54 51	233	A Portland St.	57 50	
						233	H Portland St.	91 62	244	A Pacific	60 56	
						249	A Weber St.	88 79	249	H Weber St.	86 62	
						280	A Sacramento St.	102 74	280	H Sacramento St.	95 88	
						283	N Eastern Mich.	58 57	285	A Southern Utah	83 53	
						285	H Southern Utah	74 55	289	A Northern Ariz.	69 66	
						289	H Northern Ariz.	75 64	308	H Denver	68 48	
						321	A Air Force	71 44	325	H Montana	65 46	
LAST 12 Division I GAMES:												
280	A Sacramento St.	102 74	142	A Idaho	71 67							
233	A Portland St.	57 50	114	H North Dakota	51 57							
114	A North Dakota	68 75	285	H Southern Utah	74 55							
168	H Idaho St.	58 68	289	H Northern Ariz.	75 64							
249	H Weber St.	86 62	249	A Weber St.	88 79							
139	A Eastern Wash.	61 67	168	A Idaho St.	77 62							

Non-Div I Games: Colo. Christian 90 47

Northern Colo.

■ Loss, 
 ■ Non-Conf, S Site, 
 ■ Home 
 ■ Away 
 N Neutral



## Northern Ill.

Through Games Of March 5, 2017

Average RPI Win:	203	WON-LOST	WINNING	LAST 10	STRENGTH OF	OPP. STRENGTH	TEAM	ADJ.	CONF.	ADJ CONF.
Average RPI Loss:	89	RECORD	PCT. RANK	GAMES	SCHEDULE	OF SCHEDULE	RPI	RPI	RPI	RPI
DIV. I ONLY	19- 10	95	5- 5	123	137	89	89	10	10	
DIV. I NON-CONF.	7- 4	114	0- 0	241	229	126	126	11	11	
TOTALS	RPI 1-25	RPI 26-50	W-L RECORDS	RPI 51-100	RPI 101-150	RPI 150+				
19- 10	0- 0	0- 3	OVERALL	5- 4	2- 1	12- 2				
9- 4	0- 0	0- 1	HOME	2- 1	1- 1	6- 1				
10- 5	0- 0	0- 1	AWAY	3- 1	1- 0	6- 1				
0- 1	0- 0	0- 0	NEUTRAL	0- 1	0- 0	0- 0				
7- 4	0- 0	0- 1	NON-CONFERENCE	0- 3	1- 0	6- 0				
4- 0	0- 0	0- 0	HOME	0- 0	1- 0	3- 0				
3- 3	0- 0	0- 1	AWAY	0- 2	0- 0	3- 0				
0- 1	0- 0	0- 0	NEUTRAL	0- 1	0- 0	0- 0				
12- 6	0- 0	0- 2	CONFERENCE	5- 1	1- 1	6- 2				
5- 4	0- 0	0- 1	HOME	2- 1	0- 1	3- 1				
7- 2	0- 0	0- 1	AWAY	3- 0	1- 0	3- 1				
0- 0	0- 0	0- 0	NEUTRAL	0- 0	0- 0	0- 0				

RPI 1-25				RPI 26-50				RPI 51-100				Team's RPI: 89				RPI 101+			
RPI	S	Opponent	Score	RPI	S	Opponent	Score	RPI	S	Opponent	Score	RPI	S	Opponent	Score	RPI	S	Opponent	Score
				26	A	Drake	86 95	55	H	Ohio	88 80	117	A	Ball St.	101 96				
				38	A	Central Mich.	86 109	56	A	Toledo	77 73	117	H	Ball St.	84 92				
				38	H	Central Mich.	94 109	56	H	Toledo	75 79	147	H	Milwaukee	114 104				
								59	A	Iowa St.	89 97	170	A	Western Mich.	77 90				
								72	N	South Dakota	83 97	170	H	Western Mich.	67 62				
								74	A	Western Ill.	79 83	206	H	SIUE	97 78				
								92	A	Kent St.	98 97	235	A	Bradley	81 51				
								92	H	Kent St.	93 72	238	H	Akron	55 84				
								96	A	Buffalo	89 80	241	A	Miami (OH)	63 61				
												241	H	Miami (OH)	89 76				
												258	A	Bowling Green	89 76				
												283	A	Eastern Mich.	81 71				
												283	H	Eastern Mich.	85 73				
												311	A	UMKC	86 75				
												314	H	Illinois St.	108 66				
												323	A	Loyola Chicago	90 70				
												345	H	Chicago St.	94 85				
LAST 12 Division I GAMES:																			
				170	A	Western Mich.	77 90	96	A	Buffalo	89 80								
				56	H	Toledo	75 79	38	H	Central Mich.	94 109								
				283	A	Eastern Mich.	81 71	170	H	Western Mich.	67 62								
				38	A	Central Mich.	86 109	117	A	Ball St.	101 96								
				117	H	Ball St.	84 92	92	H	Kent St.	93 72								
				241	A	Miami (OH)	63 61	241	H	Miami (OH)	89 76								

Non-Div I Games:

Northern Ill.

■ Loss, 
 ■ Non-Conf, 
 ■ S Site, 
 ■ H Home 
 ■ A Away 
 N Neutral



Average RPI Win:	255	WON-LOST	WINNING	LAST 10	STRENGTH OF	OPP. STRENGTH	TEAM	ADJ.	CONF.	ADJ CONF.
Average RPI Loss:	174	RECORD	PCT. RANK	GAMES	SCHEDULE	OF SCHEDULE	RPI	RPI	RPI	RPI
DIV. I ONLY	8- 22	297	2- 8	203	266	294	294	19	19	
DIV. I NON-CONF.	3- 8	262	0- 0	170	317	274	274	21	21	
TOTALS	RPI 1-25	RPI 26-50	W-L RECORDS	RPI 51-100	RPI 101-150	RPI 150+				
8- 22	0- 0	0- 3	OVERALL	0- 1	2- 8	6- 10				
4- 9	0- 0	0- 1	HOME	0- 0	1- 4	3- 4				
2- 11	0- 0	0- 1	AWAY	0- 1	0- 3	2- 4				
2- 2	0- 0	0- 0	NEUTRAL	0- 0	1- 0	1- 2				
3- 8	0- 0	0- 1	NON-CONFERENCE	0- 1	1- 1	2- 5				
1- 3	0- 0	0- 0	HOME	0- 0	0- 1	1- 2				
0- 4	0- 0	0- 1	AWAY	0- 1	0- 0	0- 2				
2- 1	0- 0	0- 0	NEUTRAL	0- 0	1- 0	1- 1				
5- 14	0- 0	0- 2	CONFERENCE	0- 0	1- 7	4- 5				
3- 6	0- 0	0- 1	HOME	0- 0	1- 3	2- 2				
2- 7	0- 0	0- 1	AWAY	0- 0	0- 4	2- 2				
0- 1	0- 0	0- 0	NEUTRAL	0- 0	0- 0	0- 1				

RPI S	Opponent	Score	RPI S	Opponent	Score	RPI S	Opponent	Score	RPI S	Opponent	Score	Team's RPI: 294
28	A Green Bay	39 70	28	H Green Bay	37 74	55	A Ohio	41 58	102	H Stetson	45 54	
28	H Green Bay	37 74							120	N Southern Miss.	58 53	
50	A Indiana	49 100							137	A Wright St.	47 67	
									137	H Wright St.	63 70	
									147	A Milwaukee	44 72	
									147	H Milwaukee	72 51	
									148	A Detroit Mercy	49 57	
									148	H Detroit Mercy	53 55	
									149	A Oakland	66 86	
									149	H Oakland	47 61	
									183	A Cleveland St.	58 77	
									183	H Cleveland St.	54 58	
									203	H ETSU	62 56	
									233	N Portland St.	54 77	
									234	A Indiana St.	38 58	
									241	H Miami (OH)	50 60	
									264	H Murray St.	69 72	
									282	A Tennessee Tech	40 55	
									292	A Valparaiso	70 55	
									292	H Valparaiso	32 41	
									317	A Youngstown St.	73 77	
									317	H Youngstown St.	87 81	
									319	A Ill.-Chicago	58 37	
									319	H Ill.-Chicago	66 49	
									319	N Ill.-Chicago	60 72	
									322	N Arkansas St.	83 78	
LAST 12 Division I GAMES:												
319	N Ill.-Chicago	60 72	292	H Valparaiso	32 41							
28	H Green Bay	37 74	319	H Ill.-Chicago	66 49							
147	H Milwaukee	72 51	137	A Wright St.	47 67							
149	A Oakland	66 86	148	H Detroit Mercy	53 55							
183	A Cleveland St.	58 77	149	H Oakland	47 61							
317	A Youngstown St.	73 77	319	A Ill.-Chicago	58 37							

Non-Div I Games: Ind.-East

66 46

Northern Ky.

■ Loss, 
 ■ Non-Conf, S Site, 
 ■ Home 
 ■ Away 
 N Neutral



## Northwestern

Through Games Of March 5, 2017

Average RPI Win:	166	WON-LOST	WINNING	LAST 10	STRENGTH OF	OPP. STRENGTH	TEAM	ADJ.	CONF.	ADJ CONF.
Average RPI Loss:	47	RECORD	PCT. RANK	GAMES	SCHEDULE	OF SCHEDULE	RPI	RPI	RPI	RPI
DIV. I ONLY	20- 11	101	4- 6	83	72	68	68	6	6	
DIV. I NON-CONF.	11- 2	23	0- 0	169	178	46	46	6	6	
TOTALS	RPI 1-25	RPI 26-50	W-L RECORDS	RPI 51-100	RPI 101-150	RPI 150+				
20- 11	0- 4	2- 2	OVERALL	4- 5	1- 0	13- 0				
15- 2	0- 1	2- 0	HOME	3- 1	0- 0	10- 0				
4- 8	0- 2	0- 2	AWAY	0- 4	1- 0	3- 0				
1- 1	0- 1	0- 0	NEUTRAL	1- 0	0- 0	0- 0				
11- 2	0- 1	0- 0	NON-CONFERENCE	2- 1	1- 0	8- 0				
9- 0	0- 0	0- 0	HOME	2- 0	0- 0	7- 0				
2- 2	0- 1	0- 0	AWAY	0- 1	1- 0	1- 0				
0- 0	0- 0	0- 0	NEUTRAL	0- 0	0- 0	0- 0				
9- 9	0- 3	2- 2	CONFERENCE	2- 4	0- 0	5- 0				
6- 2	0- 1	2- 0	HOME	1- 1	0- 0	3- 0				
2- 6	0- 1	0- 2	AWAY	0- 3	0- 0	2- 0				
1- 1	0- 1	0- 0	NEUTRAL	1- 0	0- 0	0- 0				

RPI 1-25				RPI 26-50				RPI 51-100				Team's RPI: 68	RPI 101+			
RPI	S	Opponent	Score	RPI	S	Opponent	Score	RPI	S	Opponent	Score		RPI	S	Opponent	Score
16	A	Maryland	65 96	42	H	Michigan St.	76 65	51	H	Virginia	69 60		147	A	Milwaukee	65 63
17	A	DePaul	66 89	44	A	Michigan	54 80	54	A	Purdue	59 61		154	H	Missouri St.	75 52
25	H	Ohio St.	87 94	50	A	Indiana	38 66	54	H	Purdue	76 60		155	H	Oral Roberts	64 55
25	N	Ohio St.	68 99	50	H	Indiana	80 67	60	A	Iowa	59 78		159	A	Santa Clara	87 75
								60	N	Iowa	78 73		169	H	Hampton	67 48
								69	A	Minnesota	61 71		197	A	Nebraska	62 58
								76	A	Gonzaga	56 67		205	H	Illinois	66 53
								85	H	Penn St.	58 74		212	H	Wisconsin	63 43
								86	H	Florida	73 68		219	H	UT Martin	82 59
													224	A	Rutgers	55 37
													224	H	Rutgers	60 38
													239	H	Evansville	88 66
													319	H	Ill.-Chicago	88 44
													345	H	Chicago St.	75 42
LAST 12 Division I GAMES:																
25	N	Ohio St.	68 99	60	A	Iowa	59 78									
60	N	Iowa	78 73	50	A	Indiana	38 66									
69	A	Minnesota	61 71	85	H	Penn St.	58 74									
54	A	Purdue	59 61	212	H	Wisconsin	63 43									
224	H	Rutgers	60 38	224	A	Rutgers	55 37									
205	H	Illinois	66 53	44	A	Michigan	54 80									

Non-Div I Games:

Northwestern

■ Loss, 
 ■ Non-Conf, S Site, 
 ■ Home 
 ■ Away 
 N Neutral



Average RPI Win:	290	WON-LOST	WINNING	LAST 10	STRENGTH OF	OPP. STRENGTH	TEAM	ADJ.	CONF.	ADJ CONF.
Average RPI Loss:	177	RECORD	PCT. RANK	GAMES	SCHEDULE	OF SCHEDULE	RPI	RPI	RPI	RPI
DIV. I ONLY	9- 16	252	4- 6	282	286	293	293	27	27	
DIV. I NON-CONF.	2- 5	259	0- 0	238	141	297	297	27	27	
TOTALS	RPI 1-25	RPI 26-50	W-L RECORDS	RPI 51-100	RPI 101-150	RPI 150+				
9- 16	0- 2	0- 0	OVERALL	1- 3	0- 3	8- 8				
8- 4	0- 0	0- 0	HOME	1- 1	0- 1	7- 2				
1- 12	0- 2	0- 0	AWAY	0- 2	0- 2	1- 6				
0- 0	0- 0	0- 0	NEUTRAL	0- 0	0- 0	0- 0				
2- 5	0- 2	0- 0	NON-CONFERENCE	0- 0	0- 0	2- 3				
2- 1	0- 0	0- 0	HOME	0- 0	0- 0	2- 1				
0- 4	0- 2	0- 0	AWAY	0- 0	0- 0	0- 2				
0- 0	0- 0	0- 0	NEUTRAL	0- 0	0- 0	0- 0				
7- 11	0- 0	0- 0	CONFERENCE	1- 3	0- 3	6- 5				
6- 3	0- 0	0- 0	HOME	1- 1	0- 1	5- 1				
1- 8	0- 0	0- 0	AWAY	0- 2	0- 2	1- 4				
0- 0	0- 0	0- 0	NEUTRAL	0- 0	0- 0	0- 0				

RPI 1-25				RPI 26-50				RPI 51-100				RPI 101+ Team's RPI: 293			
RPI	S	Opponent	Score	RPI	S	Opponent	Score	RPI	S	Opponent	Score	RPI	S	Opponent	Score
6	A	Mississippi St.	30 106					98	A	Central Ark.	43 76	107	A	Abilene Christian	57 79
13	A	Texas	39 86					98	H	Central Ark.	51 62	107	H	Abilene Christian	74 75
								99	A	SFA	67 80	133	A	Lamar University	60 73
								99	H	SFA	76 72	162	A	Memphis	38 54
												171	A	Arkansas	36 65
												220	H	New Orleans	95 93
												287	A	A&M-Corpus Christi	51 60
												288	A	McNeese	52 68
												288	H	McNeese	63 68
												290	H	Nicholls St.	75 58
												310	H	Mississippi Val.	64 68
												329	A	Southeastern La.	58 69
												329	H	Southeastern La.	89 71
												330	H	La.-Monroe	67 65
												332	A	Incarinate Word	76 74
												334	H	Jackson St.	83 65
												338	H	Houston Baptist	75 54
												340	A	Sam Houston St.	73 92
												340	H	Sam Houston St.	78 51
LAST 12 Division I GAMES:															
98	H	Central Ark.	51 62	107	A	Abilene Christian	57 79								
99	A	SFA	67 80	338	H	Houston Baptist	75 54								
220	H	New Orleans	95 93	99	H	SFA	76 72								
340	A	Sam Houston St.	73 92	133	A	Lamar University	60 73								
107	H	Abilene Christian	74 75	329	A	Southeastern La.	58 69								
329	H	Southeastern La.	89 71	288	A	McNeese	52 68								

Non-Div I Games: LeTourneau 80 68 Louisiana Col. 113 65 LSU-Alexandria 97 76 Central Baptist 93 42 Northwestern St.



Notre Dame

Through Games Of March 5, 2017

Average RPI Win:	76	WON-LOST	WINNING	LAST 10	STRENGTH OF	OPP. STRENGTH	TEAM	ADJ.	CONF.	ADJ CONF.
Average RPI Loss:	20	RECORD	PCT. RANK	GAMES	SCHEDULE	OF SCHEDULE	RPI	RPI	RPI	RPI
DIV. I ONLY	30- 3	4	10- 0	1	2	2	2	3	3	
DIV. I NON-CONF.	12- 2	21	0- 0	2	4	2	2	4	4	
TOTALS	RPI 1-25	RPI 26-50	W-L RECORDS	RPI 51-100	RPI 101-150	RPI 150+				
30- 3	8- 2	4- 1	OVERALL	8- 0	4- 0	6- 0				
14- 1	4- 1	2- 0	HOME	3- 0	1- 0	4- 0				
12- 2	2- 1	2- 1	AWAY	4- 0	3- 0	1- 0				
4- 0	2- 0	0- 0	NEUTRAL	1- 0	0- 0	1- 0				
12- 2	2- 2	3- 0	NON-CONFERENCE	3- 0	1- 0	3- 0				
6- 1	1- 1	2- 0	HOME	0- 0	1- 0	2- 0				
5- 1	1- 1	1- 0	AWAY	3- 0	0- 0	0- 0				
1- 0	0- 0	0- 0	NEUTRAL	0- 0	0- 0	1- 0				
18- 1	6- 0	1- 1	CONFERENCE	5- 0	3- 0	3- 0				
8- 0	3- 0	0- 0	HOME	3- 0	0- 0	2- 0				
7- 1	1- 0	1- 1	AWAY	1- 0	3- 0	1- 0				
3- 0	2- 0	0- 0	NEUTRAL	1- 0	0- 0	0- 0				

RPI S	Opponent	Score	RPI S	Opponent	Score	RPI S	Opponent	Score	RPI S	Opponent	Score
1	H UConn	61 72	28	H Green Bay	71 67	51	H Virginia	82 74	106	A Virginia Tech	76 59
8	H Duke	62 58	30	A Syracuse	85 80	51	N Virginia	76 59	111	A Clemson	84 80
8	N Duke	84 61	37	A North Carolina St.	62 70	56	A Toledo	85 68	119	A North Carolina	77 55
10	H Washington	71 60	38	H Central Mich.	107 47	58	A Georgia Tech	55 38	122	H Fordham	67 36
11	H Louisville	85 66	42	A Michigan St.	79 61	58	H Georgia Tech	90 69	153	N Louisiana	91 51
11	N Louisville	84 73				60	A Iowa	73 58	158	H Pittsburgh	86 54
12	H Florida St.	79 61				63	A Chattanooga	79 58	163	H TCU	92 59
15	A Miami (FL)	67 55				88	H Wake Forest	92 72	175	A Boston College	80 69
17	A DePaul	75 61							175	H Boston College	82 45
21	A Tennessee	69 71							292	H Valparaiso	114 54
LAST 12 Division I GAMES:											
8	N Duke	84 61	111	A Clemson	84 80						
11	N Louisville	84 73	58	H Georgia Tech	90 69						
51	N Virginia	76 59	11	H Louisville	85 66						
12	H Florida St.	79 61	106	A Virginia Tech	76 59						
175	H Boston College	82 45	51	H Virginia	82 74						
30	A Syracuse	85 80	8	H Duke	62 58						

Non-Div I Games:

Notre Dame

Loss, Non-Conf, S Site, H Home A Away N Neutral



Average RPI Win:	261	WON-LOST	WINNING	LAST 10	STRENGTH OF	OPP. STRENGTH	TEAM	ADJ.	CONF.	ADJ CONF.
Average RPI Loss:	102	RECORD	PCT. RANK	GAMES	SCHEDULE	OF SCHEDULE	RPI	RPI	RPI	RPI
DIV. I ONLY	16- 12	124	7- 3	201	215	149	149	19	19	
DIV. I NON-CONF.	4- 5	198	0- 0	255	95	193	193	21	21	
TOTALS	RPI 1-25	RPI 26-50	W-L RECORDS	RPI 51-100	RPI 101-150	RPI 150+				
16- 12	0- 0	1- 5	OVERALL	0- 0	2- 6	13- 1				
8- 4	0- 0	1- 0	HOME	0- 0	1- 3	6- 1				
8- 7	0- 0	0- 5	AWAY	0- 0	1- 2	7- 0				
0- 1	0- 0	0- 0	NEUTRAL	0- 0	0- 1	0- 0				
4- 5	0- 0	0- 4	NON-CONFERENCE	0- 0	0- 1	4- 0				
2- 1	0- 0	0- 0	HOME	0- 0	0- 1	2- 0				
2- 4	0- 0	0- 4	AWAY	0- 0	0- 0	2- 0				
0- 0	0- 0	0- 0	NEUTRAL	0- 0	0- 0	0- 0				
12- 7	0- 0	1- 1	CONFERENCE	0- 0	2- 5	9- 1				
6- 3	0- 0	1- 0	HOME	0- 0	1- 2	4- 1				
6- 3	0- 0	0- 1	AWAY	0- 0	1- 2	5- 0				
0- 1	0- 0	0- 0	NEUTRAL	0- 0	0- 1	0- 0				

RPI 1-25				RPI 26-50				RPI 51-100				RPI 101+				Team's RPI: 149	
RPI	S	Opponent	Score	RPI	S	Opponent	Score	RPI	S	Opponent	Score	RPI	S	Opponent	Score		
				28	A	Green Bay	47 89					117	H	Ball St.	59 66		
				28	H	Green Bay	74 71					137	A	Wright St.	66 84		
				38	A	Central Mich.	67 70					137	H	Wright St.	61 73		
				42	A	Michigan St.	74 81					147	A	Milwaukee	75 73		
				44	A	Michigan	63 101					147	H	Milwaukee	77 63		
				50	A	Indiana	59 84					147	N	Milwaukee	60 82		
												148	A	Detroit Mercy	61 71		
												148	H	Detroit Mercy	71 80		
												183	A	Cleveland St.	93 79		
												183	H	Cleveland St.	62 74		
												272	H	Vermont	79 55		
												292	A	Valparaiso	98 60		
												292	H	Valparaiso	104 63		
												294	A	Northern Ky.	61 47		
												294	H	Northern Ky.	86 66		
												299	H	North Dakota St.	95 66		
												315	A	Fort Wayne	82 61		
												317	A	Youngstown St.	80 58		
												317	H	Youngstown St.	80 54		
												319	A	Ill.-Chicago	78 50		
												319	H	Ill.-Chicago	81 58		
												345	A	Chicago St.	80 60		
LAST 12 Division I GAMES:																	
				147	N	Milwaukee	60 82	148	A	Detroit Mercy	61 71						
				183	A	Cleveland St.	93 79	147	H	Milwaukee	77 63						
				317	A	Youngstown St.	80 58	28	H	Green Bay	74 71						
				294	H	Northern Ky.	86 66	137	A	Wright St.	66 84						
				319	A	Ill.-Chicago	78 50	294	A	Northern Ky.	61 47						
				292	A	Valparaiso	98 60	317	H	Youngstown St.	80 54						

Non-Div I Games: Concordia (MI) 99 32 Marygrove 126 31

Oakland

Loss, Non-Conf, S Site, H Home A Away N Neutral



Average RPI Win: 187		WON-LOST	WINNING	LAST 10	STRENGTH OF	OPP. STRENGTH	TEAM	ADJ.	CONF.	ADJ CONF.
Average RPI Loss: 98		RECORD	PCT. RANK	GAMES	SCHEDULE	OF SCHEDULE	RPI	RPI	RPI	RPI
DIV. I ONLY		21- 8	58	6- 4	115	126	55	55	10	10
DIV. I NON-CONF.		9- 2	37	0- 0	172	226	51	51	11	11
TOTALS		RPI 1-25	RPI 26-50	W-L RECORDS		RPI 51-100	RPI 101-150	RPI 150+		
21- 8	0- 0	0- 3		OVERALL		5- 4	2- 0	14- 1		
13- 2	0- 0	0- 1		HOME		2- 1	1- 0	10- 0		
8- 6	0- 0	0- 2		AWAY		3- 3	1- 0	4- 1		
0- 0	0- 0	0- 0		NEUTRAL		0- 0	0- 0	0- 0		
9- 2	0- 0	0- 1		NON-CONFERENCE		2- 0	1- 0	6- 1		
6- 0	0- 0	0- 0		HOME		0- 0	1- 0	5- 0		
3- 2	0- 0	0- 1		AWAY		2- 0	0- 0	1- 1		
0- 0	0- 0	0- 0		NEUTRAL		0- 0	0- 0	0- 0		
12- 6	0- 0	0- 2		CONFERENCE		3- 4	1- 0	8- 0		
7- 2	0- 0	0- 1		HOME		2- 1	0- 0	5- 0		
5- 4	0- 0	0- 1		AWAY		1- 3	1- 0	3- 0		
0- 0	0- 0	0- 0		NEUTRAL		0- 0	0- 0	0- 0		

RPI S	Opponent	Score	RPI S	Opponent	Score	RPI S	Opponent	Score	RPI S	Opponent	Score
38	A Central Mich.	59 64	38	H Central Mich.	64 70	56	A Toledo	64 55	117	A Ball St.	72 68
44	A Michigan	46 69				56	H Toledo	61 55	124	H Duquesne	64 46
						66	A IUPUI	71 65	170	H Western Mich.	80 67
						81	A Middle Tenn.	73 52	205	H Illinois	80 68
						89	A Northern Ill.	80 88	210	H Binghamton	63 55
						92	A Kent St.	77 83	219	H UT Martin	72 55
						92	H Kent St.	65 68	221	A High Point	76 48
						96	A Buffalo	54 65	238	A Akron	85 69
						96	H Buffalo	83 55	238	H Akron	62 48
									241	A Miami (OH)	79 62
									241	H Miami (OH)	77 63
									258	A Bowling Green	69 58
									258	H Bowling Green	79 68
									264	H Murray St.	79 70
									283	H Eastern Mich.	68 51
									294	H Northern Ky.	58 41
									296	A N.C. A&T	57 63
LAST 12 Division I GAMES:											
238	H Akron	62 48	117	A Ball St.	72 68						
258	H Bowling Green	79 68	56	H Toledo	61 55						
241	H Miami (OH)	77 63	38	A Central Mich.	59 64						
96	A Buffalo	54 65	241	A Miami (OH)	79 62						
92	A Kent St.	77 83	170	H Western Mich.	80 67						
38	H Central Mich.	64 70	283	H Eastern Mich.	68 51						

Non-Div I Games:

Ohio



Average RPI Win:	147	WON-LOST	WINNING	LAST 10	STRENGTH OF	OPP. STRENGTH	TEAM	ADJ.	CONF.	ADJ CONF.
Average RPI Loss:	20	RECORD	PCT. RANK	GAMES	SCHEDULE	OF SCHEDULE	RPI	RPI	RPI	RPI
DIV. I ONLY	26- 6	18	9- 1	61	52	25	25	6	6	
DIV. I NON-CONF.	10- 4	80	0- 0	51	52	65	65	6	6	
TOTALS	RPI 1-25	RPI 26-50	W-L RECORDS	RPI 51-100	RPI 101-150	RPI 150+				
26- 6	1- 4	3- 1	OVERALL	7- 1	2- 0	13- 0				
16- 2	1- 2	1- 0	HOME	3- 0	1- 0	10- 0				
7- 2	0- 1	1- 1	AWAY	3- 0	0- 0	3- 0				
3- 2	0- 1	1- 0	NEUTRAL	1- 1	1- 0	0- 0				
10- 4	0- 4	1- 0	NON-CONFERENCE	0- 0	2- 0	7- 0				
8- 2	0- 2	0- 0	HOME	0- 0	1- 0	7- 0				
0- 1	0- 1	0- 0	AWAY	0- 0	0- 0	0- 0				
2- 1	0- 1	1- 0	NEUTRAL	0- 0	1- 0	0- 0				
16- 2	1- 0	2- 1	CONFERENCE	7- 1	0- 0	6- 0				
8- 0	1- 0	1- 0	HOME	3- 0	0- 0	3- 0				
7- 1	0- 0	1- 1	AWAY	3- 0	0- 0	3- 0				
1- 1	0- 0	0- 0	NEUTRAL	1- 1	0- 0	0- 0				

RPI	S	Opponent	Score	RPI	S	Opponent	Score	RPI	S	Opponent	Score	RPI	S	Opponent	Score
1	A	UConn	63 82	30	N	Syracuse	77 72	54	A	Purdue	61 56	104	N	FGCU	79 66
3	H	South Carolina	80 92	42	A	Michigan St.	75 94	54	N	Purdue	60 71	124	H	Duquesne	89 69
5	N	Baylor	68 85	44	H	Michigan	96 87	60	H	Iowa	88 81	181	H	Cincinnati	80 38
15	H	Miami (FL)	89 94	50	A	Indiana	92 82	68	A	Northwestern	94 87	183	H	Cleveland St.	96 78
16	H	Maryland	98 87					68	N	Northwestern	99 68	197	A	Nebraska	87 69
								69	A	Minnesota	88 76	197	H	Nebraska	95 75
								69	H	Minnesota	87 62	205	H	Illinois	88 64
								85	H	Penn St.	87 72	211	H	Alabama St.	118 61
												212	A	Wisconsin	96 68
												212	H	Wisconsin	70 61
												224	A	Rutgers	73 45
												226	H	Southern U.	108 73
												253	H	Canisius	89 56
												336	H	LIU Brooklyn	113 54
												342	H	Winthrop	88 48
LAST 12 Division I GAMES:															
				54	N	Purdue	60 71	212	A	Wisconsin	96 68				
				68	N	Northwestern	99 68	85	H	Penn St.	87 72				
				224	A	Rutgers	73 45	197	H	Nebraska	95 75				
				16	H	Maryland	98 87	69	A	Minnesota	88 76				
				197	A	Nebraska	87 69	205	H	Illinois	88 64				
				60	H	Iowa	88 81	212	H	Wisconsin	70 61				

Non-Div I Games:

Ohio St.

■ Loss, 
■ Non-Conf, S Site, 
■ Home 
■ Away 
N Neutral



Average RPI Win: 110		WON-LOST	WINNING	LAST 10	STRENGTH OF	OPP. STRENGTH	TEAM	ADJ.	CONF.	ADJ CONF.
Average RPI Loss: 40		RECORD	PCT. RANK	GAMES	SCHEDULE	OF SCHEDULE	RPI	RPI	RPI	RPI
DIV. I ONLY		22- 9	64	6- 4	22	28	19	19	4	4
DIV. I NON-CONF.		9- 3	63	0- 0	38	80	41	41	3	3
TOTALS		RPI 1-25	RPI 26-50		W-L RECORDS		RPI 51-100	RPI 101-150	RPI 150+	
22- 9	2- 5	4- 2		OVERALL		7- 1	1- 0		8- 1	
14- 2	2- 1	4- 0		HOME		3- 0	1- 0		4- 1	
6- 5	0- 4	0- 1		AWAY		4- 0	0- 0		2- 0	
2- 2	0- 0	0- 1		NEUTRAL		0- 1	0- 0		2- 0	
9- 3	0- 1	3- 0		NON-CONFERENCE		1- 1	1- 0		4- 1	
6- 1	0- 0	3- 0		HOME		0- 0	1- 0		2- 1	
1- 1	0- 1	0- 0		AWAY		1- 0	0- 0		0- 0	
2- 1	0- 0	0- 0		NEUTRAL		0- 1	0- 0		2- 0	
13- 6	2- 4	1- 2		CONFERENCE		6- 0	0- 0		4- 0	
8- 1	2- 1	1- 0		HOME		3- 0	0- 0		2- 0	
5- 4	0- 3	0- 1		AWAY		3- 0	0- 0		2- 0	
0- 1	0- 0	0- 1		NEUTRAL		0- 0	0- 0		0- 0	

RPI S	Opponent	Score	RPI S	Opponent	Score	RPI S	Opponent	Score	RPI S	Opponent	Score
5	A Baylor	58 92	31	H South Dakota St.	74 60	53	N California	74 82	141	H Tulsa	85 68
5	H Baylor	64 103	46	H Little Rock	68 58	59	A Iowa St.	67 57	155	H Oral Roberts	67 74
13	A Texas	68 86	47	A West Virginia	73 83	59	H Iowa St.	78 63	163	A TCU	73 64
13	H Texas	74 73	47	H West Virginia	90 87	80	A Oklahoma St.	66 60	163	H TCU	87 72
14	A Kentucky	68 82	47	N West Virginia	58 82	80	H Oklahoma St.	68 62	165	H Southern Ill.	80 48
20	A Kansas St.	71 79	49	H Colorado St.	70 55	82	A BYU	68 61	185	A Kansas	84 54
20	H Kansas St.	85 80				100	A Texas Tech	64 56	185	H Kansas	89 52
						100	H Texas Tech	66 45	202	N Xavier	81 69
									222	H UTRGV	92 59
									233	N Portland St.	74 60
LAST 12 Division I GAMES:											
47	N West Virginia	58 82	47	H West Virginia	90 87						
5	H Baylor	64 103	80	A Oklahoma St.	66 60						
163	A TCU	73 64	185	H Kansas	89 52						
20	A Kansas St.	71 79	5	A Baylor	58 92						
13	H Texas	74 73	59	H Iowa St.	78 63						
100	A Texas Tech	64 56	80	H Oklahoma St.	68 62						

Non-Div I Games:

Oklahoma

■ Loss, 
■ Non-Conf, S Site, 
■ Home 
■ Away 
N Neutral



Average RPI Win:	152	WON-LOST	WINNING	LAST 10	STRENGTH OF	OPP. STRENGTH	TEAM	ADJ.	CONF.	ADJ CONF.
Average RPI Loss:	37	RECORD	PCT. RANK	GAMES	SCHEDULE	OF SCHEDULE	RPI	RPI	RPI	RPI
DIV. I ONLY	17- 14	143	4- 6	50	17	80	80	4	4	
DIV. I NON-CONF.	10- 1	15	0- 0	97	120	22	22	3	3	
TOTALS	RPI 1-25	RPI 26-50	W-L RECORDS	RPI 51-100	RPI 101-150	RPI 150+				
17- 14	0- 10	2- 1	OVERALL	3- 2	2- 0	10- 1				
12- 4	0- 4	2- 0	HOME	3- 0	0- 0	7- 0				
2- 8	0- 4	0- 1	AWAY	0- 2	1- 0	1- 1				
3- 2	0- 2	0- 0	NEUTRAL	0- 0	1- 0	2- 0				
10- 1	0- 1	1- 0	NON-CONFERENCE	1- 0	2- 0	6- 0				
7- 0	0- 0	1- 0	HOME	1- 0	0- 0	5- 0				
1- 0	0- 0	0- 0	AWAY	0- 0	1- 0	0- 0				
2- 1	0- 1	0- 0	NEUTRAL	0- 0	1- 0	1- 0				
7- 13	0- 9	1- 1	CONFERENCE	2- 2	0- 0	4- 1				
5- 4	0- 4	1- 0	HOME	2- 0	0- 0	2- 0				
1- 8	0- 4	0- 1	AWAY	0- 2	0- 0	1- 1				
1- 1	0- 1	0- 0	NEUTRAL	0- 0	0- 0	1- 0				

RPI 1-25				RPI 26-50				RPI 51-100				Team's RPI: 80		RPI 101+			
RPI	S	Opponent	Score	RPI	S	Opponent	Score	RPI	S	Opponent	Score			RPI	S	Opponent	Score
4	N	Oregon St.	54 73	47	A	West Virginia	53 79	59	A	Iowa St.	48 61			103	A	Washington St.	79 72
5	A	Baylor	67 89	47	H	West Virginia	67 63	59	H	Iowa St.	71 59			123	N	Long Beach St.	63 57
5	H	Baylor	50 86	48	H	UNI	81 57	84	H	Georgia	71 51			159	N	Santa Clara	67 53
13	A	Texas	35 66					100	A	Texas Tech	65 70			161	H	Rice	65 51
13	H	Texas	71 85					100	H	Texas Tech	75 62			163	A	TCU	82 67
13	N	Texas	60 71											163	H	TCU	88 70
19	A	Oklahoma	62 68											185	A	Kansas	49 67
19	H	Oklahoma	60 66											185	H	Kansas	74 70
20	A	Kansas St.	69 74											185	N	Kansas	79 75
20	H	Kansas St.	43 63											201	H	Loyola Marymount	66 58
														222	H	UTRGV	86 53
														254	H	Tennessee St.	86 48
														322	H	Arkansas St.	76 34
LAST 12 Division I GAMES:																	
				13	N	Texas	60 71	163	H	TCU	88 70						
				185	N	Kansas	79 75	47	A	West Virginia	53 79						
				59	A	Iowa St.	48 61	185	A	Kansas	49 67						
				47	H	West Virginia	67 63	19	H	Oklahoma	60 66						
				100	H	Texas Tech	75 62	13	H	Texas	71 85						
				5	A	Baylor	67 89	20	A	Kansas St.	69 74						

Non-Div I Games:

Oklahoma St.

■ Loss, 
 ■ Non-Conf, 
 ■ S Site, 
 ■ H Home 
 ■ A Away 
 N Neutral



Average RPI Win:	219	WON-LOST	WINNING	LAST 10	STRENGTH OF	OPP. STRENGTH	TEAM	ADJ.	CONF.	ADJ CONF.
Average RPI Loss:	91	RECORD	PCT. RANK	GAMES	SCHEDULE	OF SCHEDULE	RPI	RPI	RPI	RPI
DIV. I ONLY	16- 13	140	7- 3	78	149	131	131	14	14	
DIV. I NON-CONF.	5- 6	186	0- 0	58	139	166	166	16	16	
TOTALS	RPI 1-25	RPI 26-50	W-L RECORDS	RPI 51-100	RPI 101-150	RPI 150+				
16- 13	0- 2	0- 4	OVERALL	0- 1	3- 3	13- 3				
10- 5	0- 0	0- 1	HOME	0- 1	1- 2	9- 1				
6- 6	0- 2	0- 1	AWAY	0- 0	2- 1	4- 2				
0- 2	0- 0	0- 2	NEUTRAL	0- 0	0- 0	0- 0				
5- 6	0- 2	0- 2	NON-CONFERENCE	0- 0	1- 1	4- 1				
5- 1	0- 0	0- 0	HOME	0- 0	1- 1	4- 0				
0- 3	0- 2	0- 0	AWAY	0- 0	0- 0	0- 1				
0- 2	0- 0	0- 2	NEUTRAL	0- 0	0- 0	0- 0				
11- 7	0- 0	0- 2	CONFERENCE	0- 1	2- 2	9- 2				
5- 4	0- 0	0- 1	HOME	0- 1	0- 1	5- 1				
6- 3	0- 0	0- 1	AWAY	0- 0	2- 1	4- 1				
0- 0	0- 0	0- 0	NEUTRAL	0- 0	0- 0	0- 0				

RPI 1-25				RPI 26-50				RPI 51-100				RPI 101+ Team's RPI: 131			
RPI	S	Opponent	Score	RPI	S	Opponent	Score	RPI	S	Opponent	Score	RPI	S	Opponent	Score
8	A	Duke	64 92	30	N	Syracuse	66 92	81	H	Middle Tenn.	63 80	113	A	Charlotte	72 70
15	A	Miami (FL)	56 66	33	N	Dayton	69 77					113	H	Charlotte	75 86
				40	A	Western Ky.	73 79					120	A	Southern Miss.	69 84
				40	H	Western Ky.	62 67					130	H	William & Mary	58 69
												144	H	VCU	70 60
												145	A	Louisiana Tech	69 64
												161	A	Rice	59 47
												161	H	Rice	81 66
												169	H	Hampton	61 58
												172	H	UAB	73 61
												178	H	UTSA	68 81
												196	A	North Texas	55 65
												196	H	North Texas	62 47
												203	A	ETSU	60 70
												214	H	Dartmouth	82 56
												243	A	Marshall	94 85
												243	H	Marshall	73 69
												273	H	Norfolk St.	65 54
												298	H	UTEP	87 68
												307	A	FIU	86 64
												333	H	N.C. Central	83 52
												337	A	Fla. Atlantic	93 73
LAST 12 Division I GAMES:															
178	H	UTSA	68 81	81	H	Middle Tenn.	63 80								
298	H	UTEP	87 68	337	A	Fla. Atlantic	93 73								
40	A	Western Ky.	73 79	307	A	FIU	86 64								
243	A	Marshall	94 85	196	H	North Texas	62 47								
113	A	Charlotte	72 70	161	H	Rice	81 66								
172	H	UAB	73 61	113	H	Charlotte	75 86								

Non-Div I Games:

Old Dominion

■ Loss, 
 ■ Non-Conf, 
 ■ S Site, 
 ■ Home 
 ■ A Away 
 N Neutral



Average RPI Win:	<b>186</b>	WON-LOST	WINNING	LAST 10	STRENGTH OF	OPP. STRENGTH	TEAM	ADJ.	CONF.	ADJ CONF.
Average RPI Loss:	<b>52</b>	RECORD	PCT. RANK	GAMES	SCHEDULE	OF SCHEDULE	RPI	RPI	RPI	RPI
DIV. I ONLY	<b>17- 13</b>	<b>130</b>	<b>4- 6</b>	<b>85</b>	<b>53</b>	<b>118</b>	<b>118</b>	<b>2</b>	<b>2</b>	
DIV. I NON-CONF.	<b>11- 2</b>	<b>23</b>	<b>0- 0</b>	<b>312</b>	<b>262</b>	<b>97</b>	<b>97</b>	<b>2</b>	<b>2</b>	
TOTALS	RPI 1-25	RPI 26-50	W-L RECORDS	RPI 51-100	RPI 101-150	RPI 150+				
17- 13	2- 5	2- 4	OVERALL	2- 1	1- 3	10- 0				
15- 3	2- 1	2- 1	HOME	1- 0	1- 1	9- 0				
1- 9	0- 4	0- 2	AWAY	1- 1	0- 2	0- 0				
1- 1	0- 0	0- 1	NEUTRAL	0- 0	0- 0	1- 0				
11- 2	0- 0	1- 1	NON-CONFERENCE	0- 1	1- 0	9- 0				
10- 0	0- 0	1- 0	HOME	0- 0	1- 0	8- 0				
0- 2	0- 0	0- 1	AWAY	0- 1	0- 0	0- 0				
1- 0	0- 0	0- 0	NEUTRAL	0- 0	0- 0	1- 0				
6- 11	2- 5	1- 3	CONFERENCE	2- 0	0- 3	1- 0				
5- 3	2- 1	1- 1	HOME	1- 0	0- 1	1- 0				
1- 7	0- 4	0- 1	AWAY	1- 0	0- 2	0- 0				
0- 1	0- 0	0- 1	NEUTRAL	0- 0	0- 0	0- 0				

RPI 1-25				RPI 26-50				RPI 51-100				RPI 101+ Team's RPI: 118			
RPI	S	Opponent	Score	RPI	S	Opponent	Score	RPI	S	Opponent	Score	RPI	S	Opponent	Score
3	A	South Carolina	46 <b>65</b>	35	H	Oregon	83 67	84	H	Georgia	69 62	110	A	Vanderbilt	67 <b>85</b>
6	A	Mississippi St.	62 <b>73</b>	36	H	LSU	51 <b>62</b>	86	A	Florida	84 75	132	A	Alabama	80 <b>90</b>
6	H	Mississippi St.	44 <b>66</b>	36	N	LSU	49 <b>65</b>	91	A	UNLV	57 <b>64</b>	132	H	Alabama	57 <b>65</b>
14	A	Kentucky	57 <b>89</b>	45	A	Auburn	60 <b>83</b>					144	H	VCU	77 57
21	H	Tennessee	67 62	45	H	Auburn	63 59					171	H	Arkansas	73 64
23	H	Texas A&M	62 49	47	A	West Virginia	61 <b>66</b>					212	N	Wisconsin	69 44
24	A	Missouri	65 <b>100</b>									221	H	High Point	73 62
												251	H	Jacksonville St.	68 50
												263	H	Austin Peay	66 38
												297	H	Lipscomb	76 49
												310	H	Mississippi Val.	67 30
												329	H	Southeastern La.	81 31
												330	H	La.-Monroe	97 40
												334	H	Jackson St.	89 41
LAST 12 Division I GAMES:															
		36	N	LSU	49	<b>65</b>		36	H	LSU	51	<b>62</b>			
		23	H	Texas A&M	62	49		86	A	Florida	84	75			
		24	A	Missouri	65	<b>100</b>		84	H	Georgia	69	62			
		110	A	Vanderbilt	67	<b>85</b>		14	A	Kentucky	57	<b>89</b>			
		45	H	Auburn	63	59		132	H	Alabama	57	<b>65</b>			
		6	H	Mississippi St.	44	<b>66</b>		3	A	South Carolina	46	<b>65</b>			

Non-Div I Games:

Ole Miss

■ Loss, 
 ■ Non-Conf, S Site, 
 ■ Home 
 ■ Away 
 N Neutral



Omaha

O  
m  
a  
h  
a

Page 231



Oral Roberts

Through Games Of March 5, 2017

Average RPI Win:	214	WON-LOST	WINNING	LAST 10	STRENGTH OF	OPP. STRENGTH	TEAM	ADJ.	CONF.	ADJ CONF.
Average RPI Loss:	86	RECORD	PCT. RANK	GAMES	SCHEDULE	OF SCHEDULE	RPI	RPI	RPI	RPI
DIV. I ONLY	13- 15	199	4- 6	147	90	155	155	11	11	
DIV. I NON-CONF.	6- 5	148	0- 0	186	12	89	89	10	10	
TOTALS	RPI 1-25	RPI 26-50	W-L RECORDS	RPI 51-100	RPI 101-150	RPI 150+				
13- 15	1- 0	0- 5	OVERALL	1- 7	2- 1	9- 2				
6- 5	0- 0	0- 1	HOME	1- 2	1- 1	4- 1				
7- 9	1- 0	0- 3	AWAY	0- 5	1- 0	5- 1				
0- 1	0- 0	0- 1	NEUTRAL	0- 0	0- 0	0- 0				
6- 5	1- 0	0- 2	NON-CONFERENCE	0- 2	1- 0	4- 1				
3- 0	0- 0	0- 0	HOME	0- 0	1- 0	2- 0				
3- 5	1- 0	0- 2	AWAY	0- 2	0- 0	2- 1				
0- 0	0- 0	0- 0	NEUTRAL	0- 0	0- 0	0- 0				
7- 10	0- 0	0- 3	CONFERENCE	1- 5	1- 1	5- 1				
3- 5	0- 0	0- 1	HOME	1- 2	0- 1	2- 1				
4- 4	0- 0	0- 1	AWAY	0- 3	1- 0	3- 0				
0- 1	0- 0	0- 1	NEUTRAL	0- 0	0- 0	0- 0				

RPI 1-25				RPI 26-50				RPI 51-100				RPI 101+ Team's RPI: 155			
RPI	S	Opponent	Score	RPI	S	Opponent	Score	RPI	S	Opponent	Score	RPI	S	Opponent	Score
19	A	Oklahoma	74 67	31	A	South Dakota St.	35 82	60	A	Iowa	76 96	141	H	Tulsa	76 68
				31	H	South Dakota St.	57 78	66	A	IUPUI	41 53	143	A	Omaha	67 65
				31	N	South Dakota St.	50 65	66	H	IUPUI	54 45	143	H	Omaha	49 64
				34	A	Arizona St.	52 79	68	A	Northwestern	55 64	154	H	Missouri St.	78 56
				46	A	Little Rock	50 56	72	A	South Dakota	50 79	171	A	Arkansas	70 60
								72	H	South Dakota	47 69	185	A	Kansas	56 64
								74	A	Western Ill.	72 76	219	H	UT Martin	82 53
								74	H	Western Ill.	62 76	299	A	North Dakota St.	70 50
												299	H	North Dakota St.	71 64
												308	A	Denver	70 57
												308	H	Denver	45 47
												315	A	Fort Wayne	75 59
												315	H	Fort Wayne	82 56
												338	A	Houston Baptist	75 65
LAST 12 Division I GAMES:															
				31	N	South Dakota St.	50 65	66	H	IUPUI	54 45				
				299	H	North Dakota St.	71 64	74	H	Western Ill.	62 76				
				308	A	Denver	70 57	299	A	North Dakota St.	70 50				
				72	A	South Dakota	50 79	308	H	Denver	45 47				
				143	H	Omaha	49 64	315	A	Fort Wayne	75 59				
				31	A	South Dakota St.	35 82	66	A	IUPUI	41 53				

Non-Div I Games: Mid-Amer. Christian98 63 Okla. Sci. & Arts 67 35

Oral Roberts

Loss, Non-Conf, S Site, H Home A Away N Neutral



## Oregon

Through Games Of March 5, 2017

Average RPI Win:	130	WON-LOST	WINNING	LAST 10	STRENGTH OF	OPP. STRENGTH	TEAM	ADJ.	CONF.	ADJ CONF.
Average RPI Loss:	36	RECORD	PCT. RANK	GAMES	SCHEDULE	OF SCHEDULE	RPI	RPI	RPI	RPI
DIV. I ONLY	20- 13	111	5- 5	18	15	35	35	1	1	
DIV. I NON-CONF.	10- 2	32	0- 0	127	133	42	42	1	1	
TOTALS	RPI 1-25	RPI 26-50	W-L RECORDS	RPI 51-100	RPI 101-150	RPI 150+				
20- 13	2- 8	1- 1	OVERALL	5- 1	6- 3	6- 0				
10- 5	1- 3	1- 0	HOME	2- 1	3- 1	3- 0				
6- 6	0- 3	0- 1	AWAY	3- 0	2- 2	1- 0				
4- 2	1- 2	0- 0	NEUTRAL	0- 0	1- 0	2- 0				
10- 2	0- 1	1- 0	NON-CONFERENCE	0- 0	3- 1	6- 0				
6- 0	0- 0	1- 0	HOME	0- 0	2- 0	3- 0				
2- 1	0- 0	0- 0	AWAY	0- 0	1- 1	1- 0				
2- 1	0- 1	0- 0	NEUTRAL	0- 0	0- 0	2- 0				
10- 11	2- 7	0- 1	CONFERENCE	5- 1	3- 2	0- 0				
4- 5	1- 3	0- 0	HOME	2- 1	1- 1	0- 0				
4- 5	0- 3	0- 1	AWAY	3- 0	1- 1	0- 0				
2- 1	1- 1	0- 0	NEUTRAL	0- 0	1- 0	0- 0				

RPI 1-25				RPI 26-50				Team's RPI: 35	RPI 51-100				RPI 101+			
RPI	S	Opponent	Score	RPI	S	Opponent	Score		RPI	S	Opponent	Score	RPI	S	Opponent	Score
4	A	Oregon St.	60 67	34	A	Arizona St.	63 68		53	A	California	69 66	103	H	Washington St.	59 75
4	H	Oregon St.	40 43	42	H	Michigan St.	88 55		53	H	California	49 55	108	A	Colorado	66 76
6	N	Mississippi St.	63 75						77	A	Utah	73 61	108	H	Colorado	71 66
7	A	Stanford	60 81						77	H	Utah	84 66	111	A	Clemson	87 59
7	H	Stanford	59 65						90	A	Southern California	59 53	118	A	Ole Miss	67 83
7	N	Stanford	56 71						90	H	Southern California	73 50	133	H	Lamar University	84 67
9	A	UCLA	63 79										134	A	Arizona	79 65
9	H	UCLA	84 75										134	N	Arizona	70 63
10	H	Washington	77 99										142	H	Idaho	73 70
10	N	Washington	70 69										178	H	UTSA	77 63
LAST 12 Division I GAMES:																
		7 N Stanford	56 71			77 A Utah	73 61									
		10 N Washington	70 69			90 H Southern California	73 50									
		134 N Arizona	70 63			9 H UCLA	84 75									
		7 H Stanford	59 65			34 A Arizona St.	63 68									
		53 H California	49 55			134 A Arizona	79 65									
		108 A Colorado	66 76			4 A Oregon St.	60 67									

Non-Div I Games:

Oregon

■ Loss, 
 ■ Non-Conf, S Site, 
 ■ Home 
 ■ Away 
 N Neutral



Average RPI Win:	91	WON-LOST	WINNING	LAST 10	STRENGTH OF	OPP. STRENGTH	TEAM	ADJ.	CONF.	ADJ CONF.
Average RPI Loss:	35	RECORD	PCT. RANK	GAMES	SCHEDULE	OF SCHEDULE	RPI	RPI	RPI	RPI
DIV. I ONLY	29- 4	5	8- 2	6	27	4	4	1	1	
DIV. I NON-CONF.	11- 1	12	0- 0	40	196	14	14	1	1	
TOTALS	RPI 1-25	RPI 26-50	W-L RECORDS	RPI 51-100	RPI 101-150	RPI 150+				
29- 4	5- 2	4- 1	OVERALL	10- 1	6- 0	4- 0				
14- 2	3- 0	1- 1	HOME	3- 1	3- 0	4- 0				
8- 1	1- 1	2- 0	AWAY	3- 0	2- 0	0- 0				
7- 1	1- 1	1- 0	NEUTRAL	4- 0	1- 0	0- 0				
11- 1	0- 0	1- 1	NON-CONFERENCE	4- 0	2- 0	4- 0				
6- 1	0- 0	0- 1	HOME	1- 0	1- 0	4- 0				
0- 0	0- 0	0- 0	AWAY	0- 0	0- 0	0- 0				
5- 0	0- 0	1- 0	NEUTRAL	3- 0	1- 0	0- 0				
18- 3	5- 2	3- 0	CONFERENCE	6- 1	4- 0	0- 0				
8- 1	3- 0	1- 0	HOME	2- 1	2- 0	0- 0				
8- 1	1- 1	2- 0	AWAY	3- 0	2- 0	0- 0				
2- 1	1- 1	0- 0	NEUTRAL	1- 0	0- 0	0- 0				

RPI	S	Opponent	Score	RPI	S	Opponent	Score	RPI	S	Opponent	Score	RPI	S	Opponent	Score
7	A	Stanford	72 69	32	H	Marquette	73 74	53	A	California	66 56	103	H	Washington St.	80 58
7	H	Stanford	50 47	34	A	Arizona St.	54 45	53	H	California	71 56	108	A	Colorado	54 49
7	N	Stanford	43 48	35	A	Oregon	43 40	53	N	California	65 49	108	H	Colorado	81 57
9	A	UCLA	56 66	35	H	Oregon	67 60	71	H	UC Davis	93 52	133	H	Lamar University	88 56
9	H	UCLA	68 61	39	N	Quinnipiac	75 60	77	A	Utah	63 49	134	A	Arizona	65 57
9	N	UCLA	63 53					77	H	Utah	70 44	142	N	Idaho	60 49
10	H	Washington	73 70					80	N	Oklahoma St.	73 54	168	H	Idaho St.	61 38
								82	N	BYU	65 56	276	H	Portland	62 45
								90	A	Southern California	74 60	284	H	Ark.-Pine Bluff	73 40
								90	H	Southern California	50 70	285	H	Southern Utah	77 38
								91	N	UNLV	62 59				
LAST 12 Division I GAMES:															
		7 N Stanford	43 48			108 A Colorado	54 49								
		9 N UCLA	63 53			9 H UCLA	68 61								
		53 N California	65 49			90 H Southern California	50 70								
		53 H California	71 56			134 A Arizona	65 57								
		7 H Stanford	50 47			34 A Arizona St.	54 45								
		77 A Utah	63 49			35 H Oregon	67 60								

Non-Div I Games:

Oregon St.



P  
a  
c  
i  
f  
i  
c

P  
a  
c  
i  
f  
i  
c

Page 235



Average RPI Win:	179	WON-LOST	WINNING	LAST 10	STRENGTH OF	OPP. STRENGTH	TEAM	ADJ.	CONF.	ADJ CONF.
Average RPI Loss:	101	RECORD	PCT. RANK	GAMES	SCHEDULE	OF SCHEDULE	RPI	RPI	RPI	RPI
DIV. I ONLY	18- 7	59	9- 1	103	107	61	61	8	8	
DIV. I NON-CONF.	6- 6	165	0- 1	228	106	180	180	9	9	
TOTALS	RPI 1-25	RPI 26-50	W-L RECORDS	RPI 51-100	RPI 101-150	RPI 150+				
18- 7	0- 2	2- 0	OVERALL	0- 1	4- 2	12- 2				
6- 5	0- 1	1- 0	HOME	0- 1	2- 1	3- 2				
12- 2	0- 1	1- 0	AWAY	0- 0	2- 1	9- 0				
0- 0	0- 0	0- 0	NEUTRAL	0- 0	0- 0	0- 0				
6- 6	0- 2	0- 0	NON-CONFERENCE	0- 1	0- 1	6- 2				
0- 5	0- 1	0- 0	HOME	0- 1	0- 1	0- 2				
6- 1	0- 1	0- 0	AWAY	0- 0	0- 0	6- 0				
0- 0	0- 0	0- 0	NEUTRAL	0- 0	0- 0	0- 0				
12- 1	0- 0	2- 0	CONFERENCE	0- 0	4- 1	6- 0				
6- 0	0- 0	1- 0	HOME	0- 0	2- 0	3- 0				
6- 1	0- 0	1- 0	AWAY	0- 0	2- 1	3- 0				
0- 0	0- 0	0- 0	NEUTRAL	0- 0	0- 0	0- 0				

RPI 1-25				RPI 26-50				RPI 51-100				Team's RPI: 61	RPI 101+			
RPI	S	Opponent	Score	RPI	S	Opponent	Score	RPI	S	Opponent	Score		RPI	S	Opponent	Score
8	A	Duke	55 68	43	A	Harvard	64 46	62	H	Villanova	48 60		109	H	Saint Joseph's	53 57
18	H	Temple	53 63	43	H	Harvard	63 43						115	A	Princeton	62 57
													126	A	Cornell	61 55
													126	H	Cornell	47 34
													135	A	Yale	48 61
													135	H	Yale	66 55
													151	A	Brown	71 68
													151	H	Brown	86 60
													157	A	CSUN	47 36
													167	H	La Salle	56 58
													179	A	UC Riverside	71 55
													195	A	Columbia	64 54
													195	H	Columbia	68 59
													210	H	Binghamton	48 61
													214	A	Dartmouth	60 47
													214	H	Dartmouth	68 38
													236	A	Richmond	47 44
													301	A	Lafayette	64 47
													302	A	Rhode Island	75 43
													341	A	Wagner	63 39
LAST 12 Division I GAMES:																
43	A	Harvard	64 46	126	A	Cornell	61 55									
214	A	Dartmouth	60 47	195	A	Columbia	64 54									
195	H	Columbia	68 59	214	H	Dartmouth	68 38									
126	H	Cornell	47 34	43	H	Harvard	63 43									
135	A	Yale	48 61	18	H	Temple	53 63									
151	A	Brown	71 68	62	H	Villanova	48 60									

Non-Div I Games: Stevens

89 43

Penn

■ Loss, 
 ■ Non-Conf, 
 ■ S Site, 
 ■ Home 
 ■ A Away 
 N Neutral



Average RPI Win:	168	WON-LOST	WINNING	LAST 10	STRENGTH OF	OPP. STRENGTH	TEAM	ADJ.	CONF.	ADJ CONF.
Average RPI Loss:	67	RECORD	PCT. RANK	GAMES	SCHEDULE	OF SCHEDULE	RPI	RPI	RPI	RPI
DIV. I ONLY	19- 10	95	6- 4	150	57	85	85	6	6	
DIV. I NON-CONF.	10- 2	32	0- 0	286	100	83	83	6	6	
TOTALS	RPI 1-25	RPI 26-50	W-L RECORDS	RPI 51-100	RPI 101-150	RPI 150+				
19- 10	1- 2	1- 3	OVERALL	4- 4	1- 0	12- 1				
14- 1	1- 0	1- 1	HOME	3- 0	1- 0	8- 0				
4- 7	0- 2	0- 2	AWAY	1- 2	0- 0	3- 1				
1- 2	0- 0	0- 0	NEUTRAL	0- 2	0- 0	1- 0				
10- 2	1- 0	0- 0	NON-CONFERENCE	0- 2	1- 0	8- 0				
7- 0	1- 0	0- 0	HOME	0- 0	1- 0	5- 0				
2- 1	0- 0	0- 0	AWAY	0- 1	0- 0	2- 0				
1- 1	0- 0	0- 0	NEUTRAL	0- 1	0- 0	1- 0				
9- 8	0- 2	1- 3	CONFERENCE	4- 2	0- 0	4- 1				
7- 1	0- 0	1- 1	HOME	3- 0	0- 0	3- 0				
2- 6	0- 2	0- 2	AWAY	1- 1	0- 0	1- 1				
0- 1	0- 0	0- 0	NEUTRAL	0- 1	0- 0	0- 0				

RPI 1-25				RPI 26-50				RPI 51-100				RPI 101+ Team's RPI: 85			
RPI	S	Opponent	Score	RPI	S	Opponent	Score	RPI	S	Opponent	Score	RPI	S	Opponent	Score
16	A	Maryland	83 89	42	A	Michigan St.	64 73	54	A	Purdue	51 64	146	H	Iona	80 67
21	H	Tennessee	70 56	44	H	Michigan	76 75	54	H	Purdue	79 73	158	H	Pittsburgh	91 62
25	A	Ohio St.	72 87	50	A	Indiana	66 72	60	H	Iowa	71 58	175	A	Boston College	60 56
				50	H	Indiana	70 89	65	N	Georgetown	54 68	190	H	American	70 65
								68	A	Northwestern	74 58	197	H	Nebraska	86 69
								69	H	Minnesota	77 66	205	A	Illinois	80 62
								69	N	Minnesota	64 70	205	H	Illinois	82 66
								79	A	Drexel	60 83	212	H	Wisconsin	76 46
												224	A	Rutgers	45 61
												238	H	Akron	84 71
												243	H	Marshall	82 80
												255	N	Georgia St.	69 42
												318	A	Holy Cross	84 48
												326	H	Saint Peter's	106 50
LAST 12 Division I GAMES:															
69	N	Minnesota	64 70	68	A	Northwestern	74 58								
44	H	Michigan	76 75	25	A	Ohio St.	72 87								
42	A	Michigan St.	64 73	205	H	Illinois	82 66								
205	A	Illinois	80 62	50	A	Indiana	66 72								
54	H	Purdue	79 73	197	H	Nebraska	86 69								
69	H	Minnesota	77 66	212	H	Wisconsin	76 46								

Non-Div I Games:

Penn St.

■ Loss, 
 ■ Non-Conf, S Site, 
 ■ Home 
 ■ Away 
 N Neutral



# Pepperdine

Through Games Of March 5, 2017

Average RPI Win:	213	WON-LOST	WINNING	LAST 10	STRENGTH OF	OPP. STRENGTH	TEAM	ADJ.	CONF.	ADJ CONF.
Average RPI Loss:	181	RECORD	PCT. RANK	GAMES	SCHEDULE	OF SCHEDULE	RPI	RPI	RPI	RPI
DIV. I ONLY	7- 23	311	2- 8	236	216	311	311	15	15	
DIV. I NON-CONF.	2- 9	293	0- 0	240	335	320	320	13	13	
TOTALS	RPI 1-25	RPI 26-50	W-L RECORDS	RPI 51-100	RPI 101-150	RPI 150+				
7- 23	0- 1	0- 0	OVERALL	1- 4	1- 5	5- 13				
5- 9	0- 1	0- 0	HOME	1- 2	1- 2	3- 4				
2- 13	0- 0	0- 0	AWAY	0- 2	0- 3	2- 8				
0- 1	0- 0	0- 0	NEUTRAL	0- 0	0- 0	0- 1				
2- 9	0- 1	0- 0	NON-CONFERENCE	0- 1	0- 2	2- 5				
1- 4	0- 1	0- 0	HOME	0- 1	0- 1	1- 1				
1- 5	0- 0	0- 0	AWAY	0- 0	0- 1	1- 4				
0- 0	0- 0	0- 0	NEUTRAL	0- 0	0- 0	0- 0				
5- 14	0- 0	0- 0	CONFERENCE	1- 3	1- 3	3- 8				
4- 5	0- 0	0- 0	HOME	1- 1	1- 1	2- 3				
1- 8	0- 0	0- 0	AWAY	0- 2	0- 2	1- 4				
0- 1	0- 0	0- 0	NEUTRAL	0- 0	0- 0	0- 1				

RPI S	Opponent	Score	RPI S	Opponent	Score	RPI S	Opponent	Score	RPI S	Opponent	Score	Team's RPI: 311
8	H Duke	65 99				76	A Gonzaga	61 83	116	A St. Mary's (CA)	57 84	
						76	H Gonzaga	79 69	116	H St. Mary's (CA)	60 81	
						82	A BYU	49 88	123	H Long Beach St.	41 44	
						82	H BYU	47 73	138	A San Francisco	78 84	
						91	H UNLV	61 68	138	H San Francisco	81 59	
									140	A New Mexico St.	66 75	
									159	A Santa Clara	40 61	
									159	H Santa Clara	48 69	
									201	A Loyola Marymount	60 72	
									201	H Loyola Marymount	78 87	
									217	A San Diego	55 42	
									217	H San Diego	57 40	
									232	A UC Santa Barbara	57 66	
									244	A Pacific	79 80	
									244	H Pacific	59 58	
									244	N Pacific	55 73	
									250	H CSU Bakersfield	62 57	
									265	A Cal Poly	52 62	
									276	A Portland	55 75	
									276	H Portland	61 71	
									281	H Nevada	60 69	
									308	A Denver	67 75	
									335	A Utah Valley	65 72	
									346	A Cal St. Fullerton	69 58	
LAST 12 Division I GAMES:												
244	N Pacific	55 73	82	A BYU	49 88							
138	A San Francisco	78 84	244	A Pacific	79 80							
116	A St. Mary's (CA)	57 84	138	H San Francisco	81 59							
201	H Loyola Marymount	78 87	76	A Gonzaga	61 83							
159	H Santa Clara	48 69	276	A Portland	55 75							
217	H San Diego	57 40	116	H St. Mary's (CA)	60 81							

Non-Div I Games:

Pepperdine

Loss, Non-Conf, S Site, H Home A Away N Neutral



Average RPI Win:	219	WON-LOST	WINNING	LAST 10	STRENGTH OF	OPP. STRENGTH	TEAM	ADJ.	CONF.	ADJ CONF.
Average RPI Loss:	53	RECORD	PCT. RANK	GAMES	SCHEDULE	OF SCHEDULE	RPI	RPI	RPI	RPI
DIV. I ONLY	12- 17	221	1- 9	58	55	158	158	3	3	
DIV. I NON-CONF.	8- 4	97	0- 0	250	287	183	183	4	4	
TOTALS	RPI 1-25	RPI 26-50	W-L RECORDS	RPI 51-100	RPI 101-150	RPI 150+				
12- 17	0- 6	0- 3	OVERALL	1- 4	3- 4	8- 0				
10- 6	0- 2	0- 1	HOME	1- 1	3- 2	6- 0				
0- 10	0- 4	0- 2	AWAY	0- 3	0- 1	0- 0				
2- 1	0- 0	0- 0	NEUTRAL	0- 0	0- 1	2- 0				
8- 4	0- 0	0- 0	NON-CONFERENCE	0- 2	1- 2	7- 0				
6- 2	0- 0	0- 0	HOME	0- 1	1- 1	5- 0				
0- 2	0- 0	0- 0	AWAY	0- 1	0- 1	0- 0				
2- 0	0- 0	0- 0	NEUTRAL	0- 0	0- 0	2- 0				
4- 13	0- 6	0- 3	CONFERENCE	1- 2	2- 2	1- 0				
4- 4	0- 2	0- 1	HOME	1- 0	2- 1	1- 0				
0- 8	0- 4	0- 2	AWAY	0- 2	0- 0	0- 0				
0- 1	0- 0	0- 0	NEUTRAL	0- 0	0- 1	0- 0				

RPI S	Opponent	Score	RPI S	Opponent	Score	RPI S	Opponent	Score	RPI S	Opponent	Score	Team's RPI: 158
2	A Notre Dame	54 86	30	A Syracuse	65 93	51	H Virginia	62 54	106	H Virginia Tech	72 64	
8	A Duke	48 62	30	H Syracuse	57 73	54	H Purdue	61 67	111	H Clemson	46 54	
11	A Louisville	52 73	37	A North Carolina St.	42 55	58	A Georgia Tech	57 71	113	H Charlotte	63 70	
11	H Louisville	48 63				85	A Penn St.	62 91	119	H North Carolina	68 48	
12	A Florida St.	48 79				88	A Wake Forest	48 57	119	N North Carolina	60 72	
15	H Miami (FL)	50 82							124	A Duquesne	54 63	
									126	H Cornell	56 44	
									175	H Boston College	56 43	
									261	H Bryant	76 60	
									271	H Loyola Maryland	74 44	
									288	N McNeese	71 65	
									291	H Mt. St. Mary's	89 54	
									298	N UTEP	71 46	
									317	H Youngstown St.	63 50	
									323	H Loyola Chicago	59 35	
LAST 12 Division I GAMES:												
119	N North Carolina	60 72	111	H Clemson	46 54							
30	H Syracuse	57 73	88	A Wake Forest	48 57							
12	A Florida St.	48 79	30	A Syracuse	65 93							
58	A Georgia Tech	57 71	11	H Louisville	48 63							
106	H Virginia Tech	72 64	37	A North Carolina St.	42 55							
8	A Duke	48 62	51	H Virginia	62 54							

Non-Div I Games: Slippery Rock 94 48

Pittsburgh

■ Loss, 
 ■ Non-Conf, S Site, 
 ■ Home 
 ■ Away 
 N Neutral



Average RPI Win:	260	WON-LOST	WINNING	LAST 10	STRENGTH OF	OPP. STRENGTH	TEAM	ADJ.	CONF.	ADJ CONF.
Average RPI Loss:	130	RECORD	PCT. RANK	GAMES	SCHEDULE	OF SCHEDULE	RPI	RPI	RPI	RPI
DIV. I ONLY	5- 24	324	2- 7	97	143	276	276	15	15	
DIV. I NON-CONF.	1- 9	323	0- 0	22	63	229	229	13	13	
TOTALS	RPI 1-25	RPI 26-50	W-L RECORDS	RPI 51-100	RPI 101-150	RPI 150+				
5- 24	0- 2	0- 1	OVERALL	0- 8	0- 4	5- 9				
3- 9	0- 1	0- 0	HOME	0- 3	0- 2	3- 3				
2- 13	0- 1	0- 1	AWAY	0- 4	0- 2	2- 5				
0- 2	0- 0	0- 0	NEUTRAL	0- 1	0- 0	0- 1				
1- 9	0- 2	0- 1	NON-CONFERENCE	0- 4	0- 0	1- 2				
1- 2	0- 1	0- 0	HOME	0- 1	0- 0	1- 0				
0- 6	0- 1	0- 1	AWAY	0- 2	0- 0	0- 2				
0- 1	0- 0	0- 0	NEUTRAL	0- 1	0- 0	0- 0				
4- 15	0- 0	0- 0	CONFERENCE	0- 4	0- 4	4- 7				
2- 7	0- 0	0- 0	HOME	0- 2	0- 2	2- 3				
2- 7	0- 0	0- 0	AWAY	0- 2	0- 2	2- 3				
0- 1	0- 0	0- 0	NEUTRAL	0- 0	0- 0	0- 1				

RPI 1-25				RPI 26-50				RPI 51-100				RPI 101+ Team's RPI: 276			
RPI	S	Opponent	Score	RPI	S	Opponent	Score	RPI	S	Opponent	Score	RPI	S	Opponent	Score
4	A	Oregon St.	45 62	35	A	Oregon	41 81	67	A	Boise St.	60 74	116	A	St. Mary's (CA)	76 92
10	H	Washington	53 83					71	A	UC Davis	52 66	116	H	St. Mary's (CA)	65 75
								76	A	Gonzaga	55 67	138	A	San Francisco	71 83
								76	H	Gonzaga	50 85	138	H	San Francisco	56 75
								78	H	Montana St.	66 70	159	A	Santa Clara	56 68
								82	A	BYU	60 73	159	H	Santa Clara	44 56
								82	H	BYU	38 77	201	A	Loyola Marymount	54 69
								90	N	Southern California	54 67	201	H	Loyola Marymount	71 56
												217	A	San Diego	40 57
												217	H	San Diego	54 72
												217	N	San Diego	47 74
												233	H	Portland St.	79 68
												244	A	Pacific	78 71
												244	H	Pacific	74 84
												249	A	Weber St.	37 76
												281	A	Nevada	59 72
												311	A	Pepperdine	71 61
												311	H	Pepperdine	75 55
LAST 12 Division I GAMES:															
217	N	San Diego	47 74	116	H	St. Mary's (CA)	65 75	82	H	BYU	38 77	159	A	Santa Clara	56 68
217	H	San Diego	54 72	217	A	San Diego	40 57	311	H	Pepperdine	75 55	76	H	Gonzaga	50 85
82	A	BYU	60 73												
138	A	San Francisco	71 83												
244	A	Pacific	78 71												
201	H	Loyola Marymount	71 56												

Non-Div I Games: Alas. Anchorage 66 57

Portland

■ Loss, 
 ■ Non-Conf, 
 ■ S Site, 
 ■ Home 
 ■ A Away 
 N Neutral



Average RPI Win: 265		WON-LOST	WINNING	LAST 10	STRENGTH OF	OPP. STRENGTH	TEAM	ADJ.	CONF.	ADJ CONF.
Average RPI Loss: 149		RECORD	PCT. RANK	GAMES	SCHEDULE	OF SCHEDULE	RPI	RPI	RPI	RPI
DIV. I ONLY		13- 16	204	4- 6	291	196	233	233	20	20
DIV. I NON-CONF.		5- 6	186	0- 0	315	126	227	227	18	18
TOTALS		RPI 1-25	RPI 26-50	W-L RECORDS	RPI 51-100	RPI 101-150	RPI 150+			
13- 16	0- 1		0- 1	OVERALL	1- 2	1- 6	11- 6			
7- 4	0- 0		0- 0	HOME	1- 0	1- 3	5- 1			
4- 10	0- 0		0- 0	AWAY	0- 0	0- 0	4- 1			
2- 2	0- 1		0- 1	NEUTRAL	0- 0	0- 0	2- 0			
5- 6	0- 1		0- 1	NON-CONFERENCE	0- 1	0- 1	5- 2			
2- 0	0- 0		0- 0	HOME	0- 0	0- 0	2- 0			
1- 4	0- 0		0- 0	AWAY	0- 1	0- 1	1- 2			
2- 2	0- 1		0- 1	NEUTRAL	0- 0	0- 0	2- 0			
8- 10	0- 0		0- 0	CONFERENCE	1- 1	1- 5	6- 4			
5- 4	0- 0		0- 0	HOME	1- 0	1- 3	3- 1			
3- 6	0- 0		0- 0	AWAY	0- 1	0- 2	3- 3			
0- 0	0- 0		0- 0	NEUTRAL	0- 0	0- 0	0- 0			

RPI 1-25					
RPI	S	Opponent	Score		
19	N	Oklahoma	60	74	
RPI 26-50					
RPI	S	Opponent	Score		
35	N	Oregon	46	90	
RPI 51-100					
RPI	S	Opponent	Score		
67	A	Boise St.	76	94	
78	A	Montana St.	76	83	
78	H	Montana St.	69	65	
RPI 101+					
RPI	S	Opponent	Score		
114	A	North Dakota	61	65	
114	H	North Dakota	81	67	
121	A	Northern Colo.	62	91	
121	H	Northern Colo.	50	57	
134	A	Arizona	52	75	
139	H	Eastern Wash.	62	68	
142	H	Idaho	66	72	
157	A	CSUN	72	99	
168	A	Idaho St.	47	53	
213	A	Seattle U	79	71	
249	A	Weber St.	75	85	
275	N	Kennesaw St.	71	61	
276	A	Portland	68	79	
280	A	Sacramento St.	88	86	
280	H	Sacramento St.	68	77	
285	A	Southern Utah	64	82	
285	H	Southern Utah	81	74	
289	A	Northern Ariz.	74	73	
289	H	Northern Ariz.	56	55	
294	N	Northern Ky.	77	54	
325	A	Montana	64	44	
325	H	Montana	68	45	
327	H	UC Irvine	79	73	
346	H	Cal St. Fullerton	81	73	
<b>LAST 12 Division I GAMES:</b>					
114	H	North Dakota	81	67	
121	H	Northern Colo.	50	57	
289	A	Northern Ariz.	74	73	
285	A	Southern Utah	64	82	
325	H	Montana	68	45	
78	H	Montana St.	69	65	
249	A	Weber St.	75	85	
168	A	Idaho St.	47	53	
139	H	Eastern Wash.	62	68	
142	H	Idaho	66	72	
280	H	Sacramento St.	68	77	
78	A	Montana St.	76	83	
Team's RPI: 233					

Non-Div I Games:	Pacific Union	93	61
------------------	---------------	----	----

Portland St.

Loss, Non-Conf, S Site, H Home A Away N Neutral



Average RPI Win: 275				WON-LOST	WINNING	LAST 10	STRENGTH OF		OPP. STRENGTH	TEAM	ADJ.	CONF.	ADJ CONF.
Average RPI Loss: 188				RECORD	PCT. RANK	GAMES	SCHEDULE		OF SCHEDULE	RPI	RPI	RPI	RPI
DIV. I ONLY				13- 17	211	5- 5	301		324	269	269	30	30
DIV. I NON-CONF.				5- 7	205	0- 0	108		207	168	168	30	30
TOTALS		RPI 1-25		RPI 26-50		W-L RECORDS		RPI 51-100		RPI 101-150		RPI 150+	
13- 17		0- 2		0- 0		OVERALL		0- 2		0- 1		13- 12	
11- 2		0- 0		0- 0		HOME		0- 0		0- 0		11- 2	
1- 15		0- 0		0- 0		AWAY		0- 0		0- 0		1- 1	
1- 0		0- 0		0- 0		NEUTRAL		0- 0		0- 0		1- 0	
5- 7		0- 2		0- 0		NON-CONFERENCE		0- 2		0- 1		5- 2	
4- 0		0- 0		0- 0		HOME		0- 0		0- 0		4- 0	
0- 7		0- 2		0- 0		AWAY		0- 2		0- 1		0- 2	
1- 0		0- 0		0- 0		NEUTRAL		0- 0		0- 0		1- 0	
8- 10		0- 0		0- 0		CONFERENCE		0- 0		0- 0		8- 10	
7- 2		0- 0		0- 0		HOME		0- 0		0- 0		7- 2	
1- 8		0- 0		0- 0		AWAY		0- 0		0- 0		1- 8	
0- 0		0- 0		0- 0		NEUTRAL		0- 0		0- 0		0- 0	

RPI 1-25					
RPI	S	Opponent	Score		
17	A	DePaul	62	94	
23	A	Texas A&M	62	90	
RPI 26-50					
RPI	S	Opponent	Score		
RPI 51-100					
RPI	S	Opponent	Score		
99	A	SFA	64	88	
100	A	Texas Tech	43	85	
RPI 101+					
RPI	S	Opponent	Score		
101	A	SMU	54	61	
161	A	Rice	57	68	
164	H	Texas St.	64	60	
177	H	Bethune-Cookman	66	64	
191	A	Texas Southern	51	73	
191	H	Texas Southern	62	70	
209	A	Grambling	55	60	
209	H	Grambling	51	49	
211	A	Alabama St.	61	74	
211	H	Alabama St.	61	75	
222	A	UTRGV	74	82	
226	A	Southern U.	72	86	
226	H	Southern U.	70	63	
243	N	Marshall	78	68	
284	A	Ark.-Pine Bluff	47	64	
284	H	Ark.-Pine Bluff	62	57	
290	H	Nicholls St.	69	67	
304	A	Alcorn	55	62	
304	H	Alcorn	69	60	
310	A	Mississippi Val.	55	64	
310	H	Mississippi Val.	96	65	
334	A	Jackson St.	60	74	
334	H	Jackson St.	73	63	
340	H	Sam Houston St.	75	65	
349	A	Alabama A&M	63	50	
349	H	Alabama A&M	71	47	
<b>LAST 12 Division I GAMES:</b>					
304	H	Alcorn	69	60	
226	H	Southern U.	70	63	
211	A	Alabama St.	61	74	
349	A	Alabama A&M	63	50	
284	H	Ark.-Pine Bluff	62	57	
310	H	Mississippi Val.	96	65	
209	A	Grambling	55	60	
334	A	Jackson St.	60	74	
191	A	Texas Southern	51	73	
211	H	Alabama St.	61	75	
349	H	Alabama A&M	71	47	
284	A	Ark.-Pine Bluff	47	64	

Non-Div I Games:

Prairie View

■ Loss, ■ Non-Conf, S Site, H Home A Away N Neutral



Average RPI Win: 282		WON-LOST	WINNING	LAST 10	STRENGTH OF	OPP. STRENGTH	TEAM	ADJ.	CONF.	ADJ CONF.
Average RPI Loss: 165		RECORD	PCT. RANK	GAMES	SCHEDULE	OF SCHEDULE	RPI	RPI	RPI	RPI
DIV. I ONLY		12- 17	221	6- 4	208	318	229	229	28	28
DIV. I NON-CONF.		2- 9	293	0- 0	75	267	220	220	28	28
TOTALS		RPI 1-25	RPI 26-50	W-L RECORDS	RPI 51-100	RPI 101-150	RPI 150+			
12- 17	0- 0		0- 1	OVERALL	0- 3	1- 3	11- 10			
6- 6	0- 0		0- 0	HOME	0- 2	1- 0	5- 4			
6- 10	0- 0		0- 1	AWAY	0- 1	0- 3	6- 5			
0- 1	0- 0		0- 0	NEUTRAL	0- 0	0- 0	0- 1			
2- 9	0- 0		0- 1	NON-CONFERENCE	0- 3	0- 2	2- 3			
0- 3	0- 0		0- 0	HOME	0- 2	0- 0	0- 1			
2- 5	0- 0		0- 1	AWAY	0- 1	0- 2	2- 1			
0- 1	0- 0		0- 0	NEUTRAL	0- 0	0- 0	0- 1			
10- 8	0- 0		0- 0	CONFERENCE	0- 0	1- 1	9- 7			
6- 3	0- 0		0- 0	HOME	0- 0	1- 0	5- 3			
4- 5	0- 0		0- 0	AWAY	0- 0	0- 1	4- 4			
0- 0	0- 0		0- 0	NEUTRAL	0- 0	0- 0	0- 0			

[illegible]

Non-Div I Games:

Presbyterian

Loss, Non-Conf, S Site, H Home A Away N Neutral



Average RPI Win:	187	WON-LOST	WINNING	LAST 10	STRENGTH OF	OPP. STRENGTH	TEAM	ADJ.	CONF.	ADJ CONF.
Average RPI Loss:	98	RECORD	PCT. RANK	GAMES	SCHEDULE	OF SCHEDULE	RPI	RPI	RPI	RPI
DIV. I ONLY	15- 11	122	8- 2	109	92	115	115	8	8	
DIV. I NON-CONF.	6- 7	182	0- 0	230	47	192	192	9	9	
TOTALS	RPI 1-25	RPI 26-50	W-L RECORDS	RPI 51-100	RPI 101-150	RPI 150+				
15- 11	0- 1	2- 1	OVERALL	0- 3	3- 4	10- 2				
8- 5	0- 0	1- 1	HOME	0- 1	1- 2	6- 1				
7- 6	0- 1	1- 0	AWAY	0- 2	2- 2	4- 1				
0- 0	0- 0	0- 0	NEUTRAL	0- 0	0- 0	0- 0				
6- 7	0- 1	0- 1	NON-CONFERENCE	0- 2	0- 3	6- 0				
4- 2	0- 0	0- 1	HOME	0- 0	0- 1	4- 0				
2- 5	0- 1	0- 0	AWAY	0- 2	0- 2	2- 0				
0- 0	0- 0	0- 0	NEUTRAL	0- 0	0- 0	0- 0				
9- 4	0- 0	2- 0	CONFERENCE	0- 1	3- 1	4- 2				
4- 3	0- 0	1- 0	HOME	0- 1	1- 1	2- 1				
5- 1	0- 0	1- 0	AWAY	0- 0	2- 0	2- 1				
0- 0	0- 0	0- 0	NEUTRAL	0- 0	0- 0	0- 0				

RPI 1-25				RPI 26-50				RPI 51-100				RPI 101+				Team's RPI: 115	
RPI	S	Opponent	Score	RPI	S	Opponent	Score	RPI	S	Opponent	Score	RPI	S	Opponent	Score		
20	A	Kansas St.	42 60	33	H	Dayton	56 62	52	A	George Washington	45 56	105	H	Rider	62 70		
				43	A	Harvard	64 60	58	A	Georgia Tech	51 67	122	A	Fordham	55 57		
				43	H	Harvard	63 58	61	H	Penn	57 62	126	A	Cornell	58 54		
												126	H	Cornell	44 55		
												135	A	Yale	69 47		
												135	H	Yale	74 62		
												136	A	Delaware	62 66		
												151	A	Brown	81 75		
												151	H	Brown	88 98		
												195	A	Columbia	62 52		
												195	H	Columbia	78 54		
												198	H	Seton Hall	94 67		
												208	A	UMBC	69 58		
												214	A	Dartmouth	56 58		
												214	H	Dartmouth	85 55		
												224	H	Rutgers	64 34		
												297	A	Lipscomb	71 43		
												301	H	Lafayette	65 27		
												341	H	Wagner	107 44		
LAST 12 Division I GAMES:																	
				214	A	Dartmouth	56 58	195	A	Columbia	62 52						
				43	A	Harvard	64 60	126	A	Cornell	58 54						
				126	H	Cornell	44 55	43	H	Harvard	63 58						
				195	H	Columbia	78 54	214	H	Dartmouth	85 55						
				151	A	Brown	81 75	135	H	Yale	74 62						
				135	A	Yale	69 47	151	H	Brown	88 98						

Non-Div I Games:

Princeton

■ Loss, 
■ Non-Conf, S Site, 
■ Home 
■ Away 
N Neutral



## Providence

## Through Games Of March 5, 2017

Average RPI Win:	221	WON-LOST	WINNING	LAST 10	STRENGTH OF	OPP. STRENGTH	TEAM	ADJ.	CONF.	ADJ CONF.
Average RPI Loss:	101	RECORD	PCT. RANK	GAMES	SCHEDULE	OF SCHEDULE	RPI	RPI	RPI	RPI
DIV. I ONLY	12- 18	227	3- 7	160	87	194	194	7	7	
DIV. I NON-CONF.	8- 3	67	0- 0	313	271	120	120	7	7	
TOTALS	RPI 1-25	RPI 26-50	W-L RECORDS	RPI 51-100	RPI 101-150	RPI 150+				
12- 18	0- 4	1- 1	OVERALL	0- 6	0- 0	11- 7				
6- 6	0- 2	1- 0	HOME	0- 3	0- 0	5- 1				
4- 11	0- 2	0- 1	AWAY	0- 3	0- 0	4- 5				
2- 1	0- 0	0- 0	NEUTRAL	0- 0	0- 0	2- 1				
8- 3	0- 0	0- 0	NON-CONFERENCE	0- 0	0- 0	8- 3				
3- 0	0- 0	0- 0	HOME	0- 0	0- 0	3- 0				
3- 3	0- 0	0- 0	AWAY	0- 0	0- 0	3- 3				
2- 0	0- 0	0- 0	NEUTRAL	0- 0	0- 0	2- 0				
4- 15	0- 4	1- 1	CONFERENCE	0- 6	0- 0	3- 4				
3- 6	0- 2	1- 0	HOME	0- 3	0- 0	2- 1				
1- 8	0- 2	0- 1	AWAY	0- 3	0- 0	1- 2				
0- 1	0- 0	0- 0	NEUTRAL	0- 0	0- 0	0- 1				

RPI 1-25				RPI 26-50				RPI 51-100				RPI 101+ Team's RPI: 194			
RPI	S	Opponent	Score	RPI	S	Opponent	Score	RPI	S	Opponent	Score	RPI	S	Opponent	Score
17	A	DePaul	56 61	32	A	Marquette	74 79	62	A	Villanova	43 61	151	A	Brown	70 77
17	H	DePaul	55 64	32	H	Marquette	66 64	62	H	Villanova	59 64	175	A	Boston College	53 57
22	A	Creighton	57 88					64	A	St. John's (NY)	50 60	184	A	Hartford	77 65
22	H	Creighton	51 58					64	H	St. John's (NY)	47 71	195	A	Columbia	64 66
								65	A	Georgetown	70 72	198	A	Seton Hall	43 55
								65	H	Georgetown	39 71	198	H	Seton Hall	74 57
												198	N	Seton Hall	60 73
												202	A	Xavier	57 67
												202	H	Xavier	51 54
												210	H	Binghamton	71 58
												215	A	Monmouth	62 58
												223	A	UNCW	65 49
												241	N	Miami (OH)	75 59
												260	A	Butler	64 58
												260	H	Butler	68 51
												261	N	Bryant	62 51
												274	H	Colgate	92 85
												299	H	North Dakota St.	86 63
LAST 12 Division I GAMES:															
198	N	Seton Hall	60 73	62	A	Villanova	43 61								
202	A	Xavier	57 67	65	A	Georgetown	70 72								
260	A	Butler	64 58	17	H	DePaul	55 64								
198	H	Seton Hall	74 57	32	H	Marquette	66 64								
64	H	St. John's (NY)	47 71	64	A	St. John's (NY)	50 60								
22	A	Creighton	57 88	198	A	Seton Hall	43 55								

Non-Div I Games:

Providence

■ Loss, 
 ■ Non-Conf, 
 ■ S Site, 
 ■ Home 
 ■ A Away 
 N Neutral



Average RPI Win:	152	WON-LOST	WINNING	LAST 10	STRENGTH OF	OPP. STRENGTH	TEAM	ADJ.	CONF.	ADJ CONF.
Average RPI Loss:	61	RECORD	PCT. RANK	GAMES	SCHEDULE	OF SCHEDULE	RPI	RPI	RPI	RPI
DIV. I ONLY	22- 12	100	7- 3	57	73	54	54	6	6	
DIV. I NON-CONF.	9- 5	112	0- 0	165	102	125	125	6	6	
TOTALS	RPI 1-25	RPI 26-50	W-L RECORDS	RPI 51-100	RPI 101-150	RPI 150+				
22- 12	1- 4	4- 2	OVERALL	4- 4	1- 1	12- 1				
10- 5	0- 2	2- 1	HOME	3- 1	0- 0	5- 1				
7- 4	0- 0	1- 1	AWAY	1- 2	1- 1	4- 0				
5- 3	1- 2	1- 0	NEUTRAL	0- 1	0- 0	3- 0				
9- 5	0- 1	1- 0	NON-CONFERENCE	0- 2	1- 1	7- 1				
5- 2	0- 0	1- 0	HOME	0- 1	0- 0	4- 1				
2- 1	0- 0	0- 0	AWAY	0- 0	1- 1	1- 0				
2- 2	0- 1	0- 0	NEUTRAL	0- 1	0- 0	2- 0				
13- 7	1- 3	3- 2	CONFERENCE	4- 2	0- 0	5- 0				
5- 3	0- 2	1- 1	HOME	3- 0	0- 0	1- 0				
5- 3	0- 0	1- 1	AWAY	1- 2	0- 0	3- 0				
3- 1	1- 1	1- 0	NEUTRAL	0- 0	0- 0	1- 0				

RPI 1-25				RPI 26-50				RPI 51-100				RPI 101+			
RPI	S	Opponent	Score	RPI	S	Opponent	Score	RPI	S	Opponent	Score	RPI	S	Opponent	Score
7	N	Stanford	69 78	38	H	Central Mich.	62 51	60	H	Iowa	72 52	117	A	Ball St.	58 42
16	H	Maryland	70 85	42	A	Michigan St.	76 66	62	N	Villanova	44 58	127	A	Maine	47 67
16	N	Maryland	64 74	42	H	Michigan St.	66 54	66	H	IUPUI	62 67	152	N	Northeastern	79 54
25	H	Ohio St.	56 61	44	H	Michigan	62 72	68	A	Northwestern	60 76	158	A	Pittsburgh	67 61
25	N	Ohio St.	71 60	50	A	Indiana	60 74	68	H	Northwestern	61 59	165	H	Southern Ill.	61 64
				50	N	Indiana	66 60	69	A	Minnesota	67 54	182	N	Wichita St.	86 49
								85	A	Penn St.	73 79	197	H	Nebraska	88 45
								85	H	Penn St.	64 51	205	A	Illinois	72 64
												205	N	Illinois	72 58
												212	A	Wisconsin	79 57
												224	A	Rutgers	55 42
												274	H	Colgate	71 51
												283	H	Eastern Mich.	77 50
												316	H	USC Upstate	71 41
												333	H	N.C. Central	61 27
LAST 12 Division I GAMES:															
				16	N	Maryland	64 74	60	H	Iowa	72 52				
				25	N	Ohio St.	71 60	224	A	Rutgers	55 42				
				50	N	Indiana	66 60	85	A	Penn St.	73 79				
				205	N	Illinois	72 58	44	H	Michigan	62 72				
				68	H	Northwestern	61 59	205	A	Illinois	72 64				
				69	A	Minnesota	67 54	16	H	Maryland	70 85				

Non-Div I Games:

Purdue

■ Loss, 
 ■ Non-Conf, S Site, 
 ■ Home 
 ■ Away 
 N Neutral



Quinnipiac

Through Games Of March 5, 2017

Average RPI Win:	202	WON-LOST	WINNING	LAST 10	STRENGTH OF	OPP. STRENGTH	TEAM	ADJ.	CONF.	ADJ CONF.
Average RPI Loss:	97	RECORD	PCT. RANK	GAMES	SCHEDULE	OF SCHEDULE	RPI	RPI	RPI	RPI
DIV. I ONLY	26- 6	18	9- 1	121	184	39	39	18	18	
DIV. I NON-CONF.	7- 3	83	0- 0	7	93	13	13	17	17	
TOTALS	RPI 1-25	RPI 26-50	W-L RECORDS	RPI 51-100	RPI 101-150	RPI 150+				
26- 6	0- 2	1- 1	OVERALL	0- 0	7- 1	18- 2				
12- 1	0- 0	0- 1	HOME	0- 0	3- 0	9- 0				
10- 4	0- 0	1- 0	AWAY	0- 0	1- 0	8- 1				
4- 1	0- 1	0- 0	NEUTRAL	0- 0	3- 0	1- 0				
7- 3	0- 2	1- 1	NON-CONFERENCE	0- 0	3- 0	3- 0				
2- 1	0- 0	0- 1	HOME	0- 0	1- 0	1- 0				
3- 1	0- 1	1- 0	AWAY	0- 0	0- 0	2- 0				
2- 1	0- 1	0- 0	NEUTRAL	0- 0	2- 0	0- 0				
19- 3	0- 0	0- 0	CONFERENCE	0- 0	4- 1	15- 2				
10- 0	0- 0	0- 0	HOME	0- 0	2- 0	8- 0				
7- 3	0- 0	0- 0	AWAY	0- 0	1- 1	6- 2				
2- 0	0- 0	0- 0	NEUTRAL	0- 0	1- 0	1- 0				

RPI 1-25				RPI 26-50				Team's RPI: 39		RPI 51-100				RPI 101+			
RPI	S	Opponent	Score	RPI	S	Opponent	Score		RPI	S	Opponent	Score	RPI	S	Opponent	Score	
4	N	Oregon St.	60 75	33	A	Dayton	63 60						104	H	FGCU	66 56	
18	A	Temple	68 71	42	H	Michigan St.	54 71						105	A	Rider	91 79	
													105	H	Rider	79 53	
													123	N	Long Beach St.	63 60	
													140	N	New Mexico St.	49 46	
													146	A	Iona	44 58	
													146	H	Iona	53 45	
													146	N	Iona	64 59	
													152	H	Northeastern	76 59	
													159	A	Fairfield	52 65	
													159	H	Fairfield	60 55	
													176	A	Siena	76 60	
													176	H	Siena	73 47	
													184	A	Hartford	82 59	
													215	A	Monmouth	58 61	
													215	H	Monmouth	74 54	
													230	A	Marist	70 36	
													230	H	Marist	79 57	
													253	A	Canisius	64 53	
													253	H	Canisius	62 49	
													253	N	Canisius	63 58	
													266	A	Niagara	71 64	
													266	H	Niagara	61 45	
													277	A	Manhattan	69 49	
													277	H	Manhattan	81 38	
													318	A	Holy Cross	78 55	
LAST 12 Division I GAMES:																	
				146	N	Iona	64 59		176	A	Siena	76 60					
				253	N	Canisius	63 58		230	H	Marist	79 57					
				253	H	Canisius	62 49		215	H	Monmouth	74 54					
				230	A	Marist	70 36		159	A	Fairfield	52 65					
				277	A	Manhattan	69 49		146	A	Iona	44 58					
				146	H	Iona	53 45		266	H	Niagara	61 45					



RPI	S	Opponent	Score	
326	A	Saint Peter's	84	51
326	H	Saint Peter's	82	47

Q  
u  
i  
n  
n  
i  
p  
i  
a  
c

Q  
u  
i  
n  
n  
i  
p  
i  
a  
c

Quinnipiac



Average RPI Win:	257	WON-LOST	WINNING	LAST 10	STRENGTH OF	OPP. STRENGTH	TEAM	ADJ.	CONF.	ADJ CONF.
Average RPI Loss:	178	RECORD	PCT. RANK	GAMES	SCHEDULE	OF SCHEDULE	RPI	RPI	RPI	RPI
DIV. I ONLY	20- 7	51	7- 3	323	275	128	128	28	28	
DIV. I NON-CONF.	6- 3	97	0- 0	297	42	95	95	28	28	
TOTALS	RPI 1-25	RPI 26-50	W-L RECORDS	RPI 51-100	RPI 101-150	RPI 150+				
20- 7	0- 1	0- 0	OVERALL	1- 0	0- 1	19- 5				
11- 0	0- 0	0- 0	HOME	0- 0	0- 0	11- 0				
9- 7	0- 0	0- 0	AWAY	1- 0	0- 1	8- 1				
0- 0	0- 0	0- 0	NEUTRAL	0- 0	0- 0	0- 0				
6- 3	0- 1	0- 0	NON-CONFERENCE	1- 0	0- 1	5- 1				
2- 0	0- 0	0- 0	HOME	0- 0	0- 0	2- 0				
4- 3	0- 1	0- 0	AWAY	1- 0	0- 1	3- 1				
0- 0	0- 0	0- 0	NEUTRAL	0- 0	0- 0	0- 0				
14- 4	0- 0	0- 0	CONFERENCE	0- 0	0- 0	14- 4				
9- 0	0- 0	0- 0	HOME	0- 0	0- 0	9- 0				
5- 4	0- 0	0- 0	AWAY	0- 0	0- 0	5- 4				
0- 0	0- 0	0- 0	NEUTRAL	0- 0	0- 0	0- 0				

RPI 1-25				RPI 26-50				RPI 51-100				RPI 101+ Team's RPI: 128			
RPI	S	Opponent	Score	RPI	S	Opponent	Score	RPI	S	Opponent	Score	RPI	S	Opponent	Score
14	A	Kentucky	36 59					88	A	Wake Forest	68 60	106	A	Virginia Tech	52 71
												187	A	Campbell	61 42
												187	H	Campbell	49 48
												192	A	George Mason	56 70
												200	A	UNCG	70 54
												221	A	High Point	64 74
												221	H	High Point	59 56
												224	A	Appalachian St.	57 54
												227	A	Liberty	48 49
												227	H	Liberty	76 68
												229	A	Presbyterian	54 58
												229	H	Presbyterian	60 50
												240	A	UNC Asheville	64 62
												240	H	UNC Asheville	76 73
												256	A	Charleston So.	45 57
												256	H	Charleston So.	67 59
												278	A	Davidson	44 40
												279	H	Western Caro.	67 39
												282	H	Tennessee Tech	79 46
												313	A	Gardner-Webb	51 42
												313	H	Gardner-Webb	67 57
												342	A	Winthrop	60 50
												342	H	Winthrop	74 49
												344	A	Longwood	74 34
												344	H	Longwood	73 55
LAST 12 Division I GAMES:															
221	A	High Point	64 74	256	H	Charleston So.	67 59								
187	H	Campbell	49 48	227	A	Liberty	48 49								
240	H	UNC Asheville	76 73	342	H	Winthrop	74 49								
313	A	Gardner-Webb	51 42	229	A	Presbyterian	54 58								
229	H	Presbyterian	60 50	240	A	UNC Asheville	64 62								
344	A	Longwood	74 34	227	H	Liberty	76 68								

Non-Div I Games: Concord 78 51 Davis &amp; Elkins 67 57

Radford

Loss, Non-Conf, S Site, H Home A Away N Neutral



## Rhode Island

Through Games Of March 5, 2017

Average RPI Win:	232	WON-LOST	WINNING	LAST 10	STRENGTH OF	OPP. STRENGTH	TEAM	ADJ.	CONF.	ADJ CONF.
Average RPI Loss:	152	RECORD	PCT. RANK	GAMES	SCHEDULE	OF SCHEDULE	RPI	RPI	RPI	RPI
DIV. I ONLY	6- 23	316	2- 8	193	133	302	302	12	12	
DIV. I NON-CONF.	4- 8	230	0- 0	192	156	237	237	12	12	
TOTALS	RPI 1-25	RPI 26-50	W-L RECORDS	RPI 51-100	RPI 101-150	RPI 150+				
6- 23	0- 0	0- 3	OVERALL	0- 4	1- 4	5- 12				
4- 9	0- 0	0- 1	HOME	0- 3	1- 2	3- 3				
2- 13	0- 0	0- 2	AWAY	0- 1	0- 2	2- 8				
0- 1	0- 0	0- 0	NEUTRAL	0- 0	0- 0	0- 1				
4- 8	0- 0	0- 2	NON-CONFERENCE	0- 2	0- 0	4- 4				
2- 3	0- 0	0- 1	HOME	0- 1	0- 0	2- 1				
2- 4	0- 0	0- 1	AWAY	0- 1	0- 0	2- 2				
0- 1	0- 0	0- 0	NEUTRAL	0- 0	0- 0	0- 1				
2- 15	0- 0	0- 1	CONFERENCE	0- 2	1- 4	1- 8				
2- 6	0- 0	0- 0	HOME	0- 2	1- 2	1- 2				
0- 9	0- 0	0- 1	AWAY	0- 0	0- 2	0- 6				
0- 0	0- 0	0- 0	NEUTRAL	0- 0	0- 0	0- 0				

RPI S	Opponent	Score	RPI S	Opponent	Score	RPI S	Opponent	Score	RPI S	Opponent	Score	Team's RPI: 302
30	A Syracuse	49 95	52	H George Washington	44 72	109	A Saint Joseph's	51 77				
33	A Dayton	51 81	56	A Toledo	50 65	109	H Saint Joseph's	49 75				
42	H Michigan St.	48 85	61	H Penn	43 75	122	H Fordham	69 74				
			95	H Saint Louis	50 68	124	H Duquesne	71 69				
						144	A VCU	57 68				
						151	A Brown	65 76				
						159	A Fairfield	72 65				
						167	A La Salle	51 70				
						167	H La Salle	49 58				
						185	A Kansas	36 72				
						192	A George Mason	51 60				
						214	H Dartmouth	52 62				
						228	H Samford	78 63				
						230	H Marist	82 61				
						236	A Richmond	51 67				
						236	H Richmond	53 58				
						247	A St. Bonaventure	69 78				
						261	N Bryant	56 62				
						278	A Davidson	64 74				
						309	A Massachusetts	67 68				
						309	H Massachusetts	53 50				
						343	A UMass Lowell	64 57				
LAST 12 Division I GAMES:												
109	A Saint Joseph's	51 77	236	A Richmond	51 67							
309	H Massachusetts	53 50	167	H La Salle	49 58							
124	H Duquesne	71 69	33	A Dayton	51 81							
192	A George Mason	51 60	109	H Saint Joseph's	49 75							
278	A Davidson	64 74	95	H Saint Louis	50 68							
52	H George Washington	44 72	144	A VCU	57 68							

Non-Div I Games:

Rhode Island

■ Loss, 
■ Non-Conf, 
■ S Site, 
■ H Home 
■ A Away 
N Neutral



Average RPI Win:	258	WON-LOST	WINNING	LAST 10	STRENGTH OF	OPP. STRENGTH	TEAM	ADJ.	CONF.	ADJ CONF.
Average RPI Loss:	116	RECORD	PCT. RANK	GAMES	SCHEDULE	OF SCHEDULE	RPI	RPI	RPI	RPI
DIV. I ONLY	16- 12	124	6- 4	239	206	161	161	14	14	
DIV. I NON-CONF.	8- 2	49	0- 0	331	330	119	119	16	16	
TOTALS	RPI 1-25	RPI 26-50	W-L RECORDS	RPI 51-100	RPI 101-150	RPI 150+				
16- 12	0- 0	0- 2	OVERALL	0- 2	2- 6	14- 2				
8- 5	0- 0	0- 1	HOME	0- 0	1- 3	7- 1				
8- 7	0- 0	0- 1	AWAY	0- 2	1- 3	7- 1				
0- 0	0- 0	0- 0	NEUTRAL	0- 0	0- 0	0- 0				
8- 2	0- 0	0- 1	NON-CONFERENCE	0- 1	0- 0	8- 0				
4- 0	0- 0	0- 0	HOME	0- 0	0- 0	4- 0				
4- 2	0- 0	0- 1	AWAY	0- 1	0- 0	4- 0				
0- 0	0- 0	0- 0	NEUTRAL	0- 0	0- 0	0- 0				
8- 10	0- 0	0- 1	CONFERENCE	0- 1	2- 6	6- 2				
4- 5	0- 0	0- 1	HOME	0- 0	1- 3	3- 1				
4- 5	0- 0	0- 0	AWAY	0- 1	1- 3	3- 1				
0- 0	0- 0	0- 0	NEUTRAL	0- 0	0- 0	0- 0				

RPI 1-25				RPI 26-50				RPI 51-100				RPI 101+ Team's RPI: 161			
RPI	S	Opponent	Score	RPI	S	Opponent	Score	RPI	S	Opponent	Score	RPI	S	Opponent	Score
				36	A	LSU	55 66	80	A	Oklahoma St.	51 65	113	A	Charlotte	55 52
				40	H	Western Ky.	75 80	81	A	Middle Tenn.	61 71	113	H	Charlotte	51 69
												120	A	Southern Miss.	60 79
												120	H	Southern Miss.	76 68
												131	A	Old Dominion	66 81
												131	H	Old Dominion	47 59
												145	A	Louisiana Tech	51 62
												145	H	Louisiana Tech	67 70
												172	A	UAB	61 62
												178	A	UTSA	66 61
												191	A	Texas Southern	52 49
												196	A	North Texas	51 49
												196	H	North Texas	69 77
												243	H	Marshall	84 74
												246	H	Grand Canyon	64 50
												269	H	Prairie View	68 57
												287	H	A&M-Corpus Christi	70 36
												298	A	UTEP	80 76
												307	H	FIU	74 55
												330	A	La.-Monroe	93 50
												332	A	Incarinate Word	60 43
												337	H	Fla. Atlantic	89 55
												338	A	Houston Baptist	79 53
												340	H	Sam Houston St.	77 51
LAST 12 Division I GAMES:															
				40	H	Western Ky.	75 80	337	H	Fla. Atlantic	89 55				
				243	H	Marshall	84 74	307	H	FIU	74 55				
				145	A	Louisiana Tech	51 62	196	H	North Texas	69 77				
				120	A	Southern Miss.	60 79	113	A	Charlotte	55 52				
				298	A	UTEP	80 76	131	A	Old Dominion	66 81				
				178	A	UTSA	66 61	120	H	Southern Miss.	76 68				

Non-Div I Games: Huston-Tillotson 96 62

Rice

■ Loss, 
 ■ Non-Conf, 
 ■ S Site, 
 ■ Home 
 ■ A Away 
 N Neutral



Average RPI Win:	265	WON-LOST	WINNING	LAST 10	STRENGTH OF	OPP. STRENGTH	TEAM	ADJ.	CONF.	ADJ CONF.
Average RPI Loss:	128	RECORD	PCT. RANK	GAMES	SCHEDULE	OF SCHEDULE	RPI	RPI	RPI	RPI
DIV. I ONLY	13- 17	211	4- 6	265	158	236	236	12	12	
DIV. I NON-CONF.	6- 7	182	0- 0	270	284	246	246	12	12	
TOTALS	RPI 1-25	RPI 26-50	W-L RECORDS	RPI 51-100	RPI 101-150	RPI 150+				
13- 17	0- 0	0- 1	OVERALL	0- 4	1- 6	12- 6				
6- 8	0- 0	0- 0	HOME	0- 3	1- 1	5- 4				
5- 8	0- 0	0- 1	AWAY	0- 1	0- 5	5- 1				
2- 1	0- 0	0- 0	NEUTRAL	0- 0	0- 0	2- 1				
6- 7	0- 0	0- 0	NON-CONFERENCE	0- 2	0- 1	6- 4				
2- 4	0- 0	0- 0	HOME	0- 2	0- 0	2- 2				
2- 2	0- 0	0- 0	AWAY	0- 0	0- 1	2- 1				
2- 1	0- 0	0- 0	NEUTRAL	0- 0	0- 0	2- 1				
7- 10	0- 0	0- 1	CONFERENCE	0- 2	1- 5	6- 2				
4- 4	0- 0	0- 0	HOME	0- 1	1- 1	3- 2				
3- 6	0- 0	0- 1	AWAY	0- 1	0- 4	3- 0				
0- 0	0- 0	0- 0	NEUTRAL	0- 0	0- 0	0- 0				

RPI 1-25			RPI 26-50			RPI 51-100			RPI 101+ Team's RPI: 236		
RPI	S	Opponent	Score	RPI	S	Opponent	Score	RPI	S	Opponent	Score
				33	A	Dayton	39 55	51	H	Virginia	56 63
								52	H	George Washington	44 63
								61	H	Penn	44 47
								95	A	Saint Louis	66 73
								109	H	Saint Joseph's	70 52
								122	A	Fordham	41 67
								124	A	Duquesne	61 73
								130	A	William & Mary	39 67
								144	A	VCU	55 62
								144	A	VCU	64 72
								144	H	VCU	55 57
								166	H	East Carolina	60 71
								167	H	La Salle	58 63
								169	A	Hampton	45 72
								183	N	Cleveland St.	65 69
								192	A	George Mason	70 58
								192	H	George Mason	50 54
								195	H	Columbia	58 65
								224	H	Appalachian St.	55 46
								227	N	Liberty	63 54
								247	H	St. Bonaventure	61 54
								259	A	Furman	54 48
								278	A	Davidson	61 52
								302	A	Rhode Island	58 53
								302	H	Rhode Island	67 51
								309	H	Massachusetts	56 45
								328	H	Morgan St.	54 37
								331	N	Florida A&M	64 51
								337	A	Fla. Atlantic	77 67
LAST 12 Division I GAMES:											
144	A	VCU	64 72	302	H	Rhode Island	67 51				
52	H	George Washington	44 63	144	H	VCU	55 57				
95	A	Saint Louis	66 73	278	A	Davidson	61 52				
309	H	Massachusetts	56 45	124	A	Duquesne	61 73				
192	A	George Mason	70 58	192	H	George Mason	50 54				
33	A	Dayton	39 55	167	H	La Salle	58 63				

Non-Div I Games:

Richmond

■ Loss, 
 ■ Non-Conf, 
 ■ S Site, 
 ■ Home 
 ■ A Away 
 N Neutral



Average RPI Win: <b>232</b>	WON-LOST	WINNING	LAST 10	STRENGTH OF	OPP. STRENGTH	TEAM	ADJ.	CONF.	ADJ CONF.
Average RPI Loss: <b>134</b>	RECORD	PCT. RANK	GAMES	SCHEDULE	OF SCHEDULE	RPI	RPI	RPI	RPI
DIV. I ONLY	<b>24- 7</b>	<b>30</b>	<b>9- 1</b>	<b>289</b>	<b>208</b>	<b>105</b>	<b>105</b>	<b>18</b>	<b>18</b>
DIV. I NON-CONF.	<b>6- 3</b>	<b>97</b>	<b>0- 0</b>	<b>321</b>	<b>209</b>	<b>157</b>	<b>157</b>	<b>17</b>	<b>17</b>
TOTALS	RPI 1-25	RPI 26-50	W-L RECORDS	RPI 51-100	RPI 101-150	RPI 150+			
24- 7	0- 0	0- 2	OVERALL	0- 1	3- 0	21- 4			
11- 2	0- 0	0- 1	HOME	0- 0	1- 0	10- 1			
11- 4	0- 0	0- 1	AWAY	0- 1	2- 0	9- 2			
2- 1	0- 0	0- 0	NEUTRAL	0- 0	0- 0	2- 1			
6- 3	0- 0	0- 0	NON-CONFERENCE	0- 1	1- 0	5- 2			
3- 0	0- 0	0- 0	HOME	0- 0	0- 0	3- 0			
3- 2	0- 0	0- 0	AWAY	0- 1	1- 0	2- 1			
0- 1	0- 0	0- 0	NEUTRAL	0- 0	0- 0	0- 1			
18- 4	0- 0	0- 2	CONFERENCE	0- 0	2- 0	16- 2			
8- 2	0- 0	0- 1	HOME	0- 0	1- 0	7- 1			
8- 2	0- 0	0- 1	AWAY	0- 0	1- 0	7- 1			
2- 0	0- 0	0- 0	NEUTRAL	0- 0	0- 0	2- 0			

RPI S	Opponent	Score	RPI S	Opponent	Score	RPI S	Opponent	Score	RPI S	Opponent	Score	Team's RPI: 105
39	A Quinnipiac	53 <b>79</b>	39	H Quinnipiac	79 <b>91</b>	94	A UCF	30 <b>49</b>	115	A Princeton	70 62	
									146	A Iona	52 36	
									146	H Iona	85 65	
									159	A Fairfield	49 <b>53</b>	
									159	H Fairfield	67 <b>68</b>	
									159	N Fairfield	49 36	
									167	H La Salle	74 61	
									176	A Siena	62 61	
									176	H Siena	72 70	
									198	A Seton Hall	81 <b>89</b>	
									199	A Towson	79 75	
									215	A Monmouth	71 69	
									215	H Monmouth	75 63	
									215	N Monmouth	67 51	
									230	A Marist	69 56	
									230	H Marist	65 46	
									247	N St. Bonaventure	47 <b>60</b>	
									253	A Canisius	71 70	
									253	H Canisius	61 50	
									266	A Niagara	78 58	
									266	H Niagara	62 41	
									277	A Manhattan	53 36	
									277	H Manhattan	73 64	
									301	H Lafayette	76 58	
									305	A Lehigh	75 68	
									324	H St. Francis Brooklyn	77 60	
LAST 12 Division I GAMES:												
159	N Fairfield	49 36	253	H Canisius	61 50							
215	N Monmouth	67 51	146	A Iona	52 36							
159	A Fairfield	49 <b>53</b>	176	H Siena	72 70							
266	H Niagara	62 41	215	A Monmouth	71 69							
215	H Monmouth	75 63	326	H Saint Peter's	47 46							
230	H Marist	65 46	277	H Manhattan	73 64							

Non-Div I Games:

Rider

■ Loss, 
 ■ Non-Conf, 
 ■ S Site, 
 ■ H Home 
 ■ A Away 
 N Neutral



R  
i  
d  
e  
r

Rider  
RPI S Opponent Score

Through Games Of March 5, 2017

RPI	S	Opponent	Score	
326	A	Saint Peter's	56	43
326	H	Saint Peter's	47	46

R  
i  
d  
e  
r

Rider



## Robert Morris

Through Games Of March 5, 2017

Average RPI Win:	291	WON-LOST	WINNING	LAST 10	STRENGTH OF	OPP. STRENGTH	TEAM	ADJ.	CONF.	ADJ CONF.
Average RPI Loss:	195	RECORD	PCT. RANK	GAMES	SCHEDULE	OF SCHEDULE	RPI	RPI	RPI	RPI
DIV. I ONLY	19- 10	95	9- 1	333	333	189	189	31	31	
DIV. I NON-CONF.	4- 6	209	0- 0	237	200	196	196	32	32	
TOTALS	RPI 1-25	RPI 26-50	W-L RECORDS	RPI 51-100	RPI 101-150	RPI 150+				
19- 10	0- 0	0- 0	OVERALL	1- 1	0- 3	18- 6				
9- 3	0- 0	0- 0	HOME	0- 0	0- 0	9- 3				
10- 6	0- 0	0- 0	AWAY	1- 1	0- 2	9- 3				
0- 1	0- 0	0- 0	NEUTRAL	0- 0	0- 1	0- 0				
4- 6	0- 0	0- 0	NON-CONFERENCE	1- 1	0- 3	3- 2				
1- 1	0- 0	0- 0	HOME	0- 0	0- 0	1- 1				
3- 4	0- 0	0- 0	AWAY	1- 1	0- 2	2- 1				
0- 1	0- 0	0- 0	NEUTRAL	0- 0	0- 1	0- 0				
15- 4	0- 0	0- 0	CONFERENCE	0- 0	0- 0	15- 4				
8- 2	0- 0	0- 0	HOME	0- 0	0- 0	8- 2				
7- 2	0- 0	0- 0	AWAY	0- 0	0- 0	7- 2				
0- 0	0- 0	0- 0	NEUTRAL	0- 0	0- 0	0- 0				

RPI 1-25			RPI 26-50			RPI 51-100			RPI 101+ Team's RPI: 189		
RPI	S	Opponent	Score	RPI	S	Opponent	Score	RPI	S	Opponent	Score
								60	A	Iowa	60 81
								92	A	Kent St.	68 65
LAST 12 Division I GAMES:											
339	H	Fairleigh Dickinson	68 35	341	H	Wagner	74 41	336	A	LIU Brooklyn	64 54
339	H	Fairleigh Dickinson	62 48	336	A	LIU Brooklyn	64 54	339	A	Fairleigh Dickinson	66 64
193	H	Sacred Heart	66 56	324	A	St. Francis Brooklyn	61 54	339	H	Fairleigh Dickinson	68 35
261	A	Bryant	59 62	242	A	Saint Francis (PA)	70 68	339	H	Fairleigh Dickinson	62 48
306	A	Central Conn. St.	62 39	291	A	Mt. St. Mary's	50 44	341	A	Wagner	82 63
291	H	Mt. St. Mary's	70 58	306	H	Central Conn. St.	55 46				

Non-Div I Games: Point Park 69 52

Robert Morris

Loss, Non-Conf, S Site, H Home A Away N Neutral



RPI	S	Opponent	Score
341	H	Wagner	74 41

Robert Morris

R  
o  
b  
e  
r  
t  
M  
o  
r  
r  
i  
s

R  
o  
b  
e  
r  
t  
M  
o  
r  
r  
i  
s



Average RPI Win:	145	WON-LOST	WINNING	LAST 10	STRENGTH OF	OPP. STRENGTH	TEAM	ADJ.	CONF.	ADJ CONF.
Average RPI Loss:	83	RECORD	PCT. RANK	GAMES	SCHEDULE	OF SCHEDULE	RPI	RPI	RPI	RPI
DIV. I ONLY	6- 24	319	0- 10	43	58	224	224	6	6	
DIV. I NON-CONF.	3- 10	280	0- 0	10	43	181	181	6	6	
TOTALS	RPI 1-25	RPI 26-50	W-L RECORDS	RPI 51-100	RPI 101-150	RPI 150+				
6- 24	0- 4	1- 4	OVERALL	2- 10	0- 1	3- 5				
6- 9	0- 3	1- 2	HOME	2- 4	0- 0	3- 0				
0- 14	0- 1	0- 2	AWAY	0- 6	0- 1	0- 4				
0- 1	0- 0	0- 0	NEUTRAL	0- 0	0- 0	0- 1				
3- 10	0- 2	0- 2	NON-CONFERENCE	1- 4	0- 1	2- 1				
3- 4	0- 2	0- 1	HOME	1- 1	0- 0	2- 0				
0- 6	0- 0	0- 1	AWAY	0- 3	0- 1	0- 1				
0- 0	0- 0	0- 0	NEUTRAL	0- 0	0- 0	0- 0				
3- 14	0- 2	1- 2	CONFERENCE	1- 6	0- 0	1- 4				
3- 5	0- 1	1- 1	HOME	1- 3	0- 0	1- 0				
0- 8	0- 1	0- 1	AWAY	0- 3	0- 0	0- 3				
0- 1	0- 0	0- 0	NEUTRAL	0- 0	0- 0	0- 1				

RPI	S	Opponent	Score	RPI	S	Opponent	Score	RPI	S	Opponent	Score	RPI	S	Opponent	Score	Team's RPI: 224
8	H	Duke	32 68	27	A	Elon	54 66	51	A	Virginia	54 62	115	A	Princeton	34 64	
16	A	Maryland	71 80	41	H	James Madison	76 82	54	H	Purdue	42 55	173	A	Houston	51 53	
18	H	Temple	37 48	42	H	Michigan St.	62 58	60	A	Iowa	57 71	197	A	Nebraska	58 62	
25	H	Ohio St.	45 73	44	A	Michigan	50 63	60	H	Iowa	59 71	198	H	Seton Hall	53 45	
				50	H	Indiana	52 63	63	H	Chattanooga	53 66	205	A	Illinois	41 78	
								64	A	St. John's (NY)	39 65	212	A	Wisconsin	41 53	
								68	A	Northwestern	38 60	212	H	Wisconsin	68 52	
								68	H	Northwestern	37 55	212	N	Wisconsin	55 61	
								69	A	Minnesota	46 80	261	H	Bryant	50 42	
								70	H	Bucknell	57 53					
								85	H	Penn St.	61 45					
								88	A	Wake Forest	43 55					
LAST 12 Division I GAMES:																
212	N	Wisconsin	55 61	50	H	Indiana	52 63									
25	H	Ohio St.	45 73	60	A	Iowa	57 71									
68	A	Northwestern	38 60	68	H	Northwestern	37 55									
212	A	Wisconsin	41 53	16	A	Maryland	71 80									
54	H	Purdue	42 55	60	H	Iowa	59 71									
69	A	Minnesota	46 80	42	H	Michigan St.	62 58									

Non-Div I Games:

Rutgers

■ Loss, 
■ Non-Conf, 
■ S Site, 
■ H Home 
■ A Away 
N Neutral



SFA				STRENGTH OF SCHEDULE	OPP. STRENGTH OF SCHEDULE	TEAM RPI	ADJ. RPI	CONF. RPI	ADJ CONF. RPI
Average RPI Win:	255	WON-LOST	WINNING						
Average RPI Loss:	115	RECORD	PCT. RANK						
DIV. I ONLY	20- 6	33	7- 3	263	290	99	99	27	27
DIV. I NON-CONF.	6- 2	63	0- 0	153	198	48	48	27	27
TOTALS	RPI 1-25	RPI 26-50	W-L RECORDS	RPI 51-100	RPI 101-150	RPI 150+			
20- 6	0- 1	0- 0	OVERALL	1- 3	3- 1	16- 1			
9- 2	0- 0	0- 0	HOME	0- 1	1- 1	8- 0			
11- 4	0- 1	0- 0	AWAY	1- 2	2- 0	8- 1			
0- 0	0- 0	0- 0	NEUTRAL	0- 0	0- 0	0- 0			
6- 2	0- 1	0- 0	NON-CONFERENCE	1- 1	1- 0	4- 0			
2- 0	0- 0	0- 0	HOME	0- 0	0- 0	2- 0			
4- 2	0- 1	0- 0	AWAY	1- 1	1- 0	2- 0			
0- 0	0- 0	0- 0	NEUTRAL	0- 0	0- 0	0- 0			
14- 4	0- 0	0- 0	CONFERENCE	0- 2	2- 1	12- 1			
7- 2	0- 0	0- 0	HOME	0- 1	1- 1	6- 0			
7- 2	0- 0	0- 0	AWAY	0- 1	1- 0	6- 1			
0- 0	0- 0	0- 0	NEUTRAL	0- 0	0- 0	0- 0			

RPI 1-25				RPI 26-50				RPI 51-100 Team's RPI: 99				RPI 101+			
RPI	S	Opponent	Score	RPI	S	Opponent	Score	RPI	S	Opponent	Score	RPI	S	Opponent	Score
23	A	Texas A&M	48 63					72	A	South Dakota	74 80	107	A	Abilene Christian	70 61
								83	A	UT Arlington	65 60	107	H	Abilene Christian	73 80
								98	A	Central Ark.	58 70	133	H	Lamar University	74 66
								98	H	Central Ark.	63 67	145	A	Louisiana Tech	60 58
												192	A	George Mason	77 76
												220	A	New Orleans	71 67
												220	H	New Orleans	88 61
												269	H	Prairie View	88 64
												286	A	Coppin St.	72 57
												287	H	A&M-Corpus Christi	64 56
												288	A	McNeese	96 65
												290	A	Nicholls St.	82 77
												290	H	Nicholls St.	80 55
												293	A	Northwestern St.	72 76
												293	H	Northwestern St.	80 67
												325	H	Montana	54 46
												329	A	Southeastern La.	92 62
												332	A	Incarinate Word	94 75
												338	H	Houston Baptist	86 49
												340	A	Sam Houston St.	83 65
												340	H	Sam Houston St.	64 49
LAST 12 Division I GAMES:															
340	H	Sam Houston St.	64 49	133	H	Lamar University	74 66								
293	H	Northwestern St.	80 67	290	A	Nicholls St.	82 77								
98	A	Central Ark.	58 70	293	A	Northwestern St.	72 76								
220	A	New Orleans	71 67	340	A	Sam Houston St.	83 65								
329	A	Southeastern La.	92 62	220	H	New Orleans	88 61								
107	H	Abilene Christian	73 80	98	H	Central Ark.	63 67								

Non-Div I Games: Okla. Panhandle 77 43 Tex. Permian Basin 89 70 LSU-Shreveport 93 56

SFA

Loss, Non-Conf, S Site, H Home A Away N Neutral







Average RPI Win:	169	WON-LOST	WINNING	LAST 10	STRENGTH OF	OPP. STRENGTH	TEAM	ADJ.	CONF.	ADJ CONF.
Average RPI Loss:	83	RECORD	PCT. RANK	GAMES	SCHEDULE	OF SCHEDULE	RPI	RPI	RPI	RPI
DIV. I ONLY	17- 14	143	6- 4	73	65	101	101	5	5	
DIV. I NON-CONF.	9- 4	85	0- 0	151	76	78	78	5	5	
TOTALS	RPI 1-25	RPI 26-50	W-L RECORDS	RPI 51-100	RPI 101-150	RPI 150+				
17- 14	1- 4	0- 2	OVERALL	1- 2	1- 3	14- 3				
11- 3	1- 1	0- 1	HOME	1- 1	1- 0	8- 0				
3- 9	0- 2	0- 0	AWAY	0- 1	0- 3	3- 3				
3- 2	0- 1	0- 1	NEUTRAL	0- 0	0- 0	3- 0				
9- 4	1- 1	0- 0	NON-CONFERENCE	0- 0	0- 2	8- 1				
6- 0	1- 0	0- 0	HOME	0- 0	0- 0	5- 0				
1- 3	0- 0	0- 0	AWAY	0- 0	0- 2	1- 1				
2- 1	0- 1	0- 0	NEUTRAL	0- 0	0- 0	2- 0				
8- 10	0- 3	0- 2	CONFERENCE	1- 2	1- 1	6- 2				
5- 3	0- 1	0- 1	HOME	1- 1	1- 0	3- 0				
2- 6	0- 2	0- 0	AWAY	0- 1	0- 1	2- 2				
1- 1	0- 0	0- 1	NEUTRAL	0- 0	0- 0	1- 0				

RPI	S	Opponent	Score	RPI	S	Opponent	Score	RPI	S	Opponent	Score	RPI	S	Opponent	Score	Team's RPI: 101
1	A	UConn	41 83	29	H	South Fla.	51 52	73	H	Tulane	59 71	108	A	Colorado	50 67	
1	H	UConn	48 88	29	N	South Fla.	55 62	94	A	UCF	37 63	141	A	Tulsa	59 66	
6	N	Mississippi St.	42 91					94	H	UCF	63 58	141	H	Tulsa	62 41	
18	A	Temple	52 66									150	A	New Mexico	49 64	
23	H	Texas A&M	54 53									162	A	Memphis	60 39	
												162	H	Memphis	53 44	
												163	A	TCU	67 76	
												164	H	Texas St.	64 56	
												166	A	East Carolina	57 58	
												166	N	East Carolina	60 54	
												173	A	Houston	66 45	
												173	H	Houston	74 45	
												175	N	Boston College	72 64	
												181	A	Cincinnati	65 67	
												181	H	Cincinnati	64 47	
												185	A	Kansas	75 63	
												191	H	Texas Southern	61 36	
												196	H	North Texas	65 51	
												209	N	Grambling	56 36	
												213	H	Seattle U	77 43	
												269	H	Prairie View	61 54	
LAST 12 Division I GAMES:																
29	N	South Fla.	55 62	18	A	Temple	52 66									
166	N	East Carolina	60 54	1	A	UConn	41 83									
173	H	Houston	74 45	94	H	UCF	63 58									
94	A	UCF	37 63	162	H	Memphis	53 44									
162	A	Memphis	60 39	141	A	Tulsa	59 66									
141	H	Tulsa	62 41	29	H	South Fla.	51 52									

Non-Div I Games:

SMU

■ Loss, 
 ■ Non-Conf, 
 ■ S Site, 
 ■ Home 
 ■ A Away 
 N Neutral



## Sacramento St.

Through Games Of March 5, 2017

Average RPI Win:	280	WON-LOST	WINNING	LAST 10	STRENGTH OF	OPP. STRENGTH	TEAM	ADJ.	CONF.	ADJ CONF.
Average RPI Loss:	155	RECORD	PCT. RANK	GAMES	SCHEDULE	OF SCHEDULE	RPI	RPI	RPI	RPI
DIV. I ONLY	9- 19	269	2- 8	226	248	280	280	20	20	
DIV. I NON-CONF.	3- 7	250	0- 0	224	241	294	294	18	18	
TOTALS	RPI 1-25	RPI 26-50	W-L RECORDS	RPI 51-100	RPI 101-150	RPI 150+				
9- 19	0- 0	0- 0	OVERALL	0- 5	0- 8	9- 6				
5- 9	0- 0	0- 0	HOME	0- 3	0- 4	5- 2				
4- 8	0- 0	0- 0	AWAY	0- 2	0- 3	4- 3				
0- 2	0- 0	0- 0	NEUTRAL	0- 0	0- 1	0- 1				
3- 7	0- 0	0- 0	NON-CONFERENCE	0- 3	0- 2	3- 2				
2- 3	0- 0	0- 0	HOME	0- 2	0- 0	2- 1				
1- 2	0- 0	0- 0	AWAY	0- 1	0- 1	1- 0				
0- 2	0- 0	0- 0	NEUTRAL	0- 0	0- 1	0- 1				
6- 12	0- 0	0- 0	CONFERENCE	0- 2	0- 6	6- 4				
3- 6	0- 0	0- 0	HOME	0- 1	0- 4	3- 1				
3- 6	0- 0	0- 0	AWAY	0- 1	0- 2	3- 3				
0- 0	0- 0	0- 0	NEUTRAL	0- 0	0- 0	0- 0				

RPI 1-25				RPI 26-50				RPI 51-100				RPI 101+				Team's RPI: 280	
RPI	S	Opponent	Score	RPI	S	Opponent	Score	RPI	S	Opponent	Score	RPI	S	Opponent	Score		
								53	A	California	73	97	114	A	North Dakota	71	94
								71	H	UC Davis	78	110	114	H	North Dakota	78	92
								78	A	Montana St.	80	84	121	A	Northern Colo.	88	95
								78	H	Montana St.	82	104	121	H	Northern Colo.	74	102
								90	H	Southern California	95	111	138	A	San Francisco	80	91
													139	H	Eastern Wash.	65	72
													140	N	New Mexico St.	73	99
													142	H	Idaho	58	72
													168	A	Idaho St.	60	79
													188	H	Hofstra	97	85
													233	A	Portland St.	77	68
													233	H	Portland St.	86	88
													249	A	Weber St.	60	66
													265	H	Cal Poly	97	96
													281	H	Nevada	95	99
													285	A	Southern Utah	110	104
													285	H	Southern Utah	81	69
													289	A	Northern Ariz.	88	91
													289	H	Northern Ariz.	82	76
													317	N	Youngstown St.	94	102
													325	A	Montana	73	60
													325	H	Montana	99	69
													327	A	UC Irvine	78	70
LAST 12 Division I GAMES:																	
				121	H	Northern Colo.	74	102	168	A	Idaho St.	60	79				
				114	H	North Dakota	78	92	249	A	Weber St.	60	66				
				285	A	Southern Utah	110	104	142	H	Idaho	58	72				
				289	A	Northern Ariz.	88	91	139	H	Eastern Wash.	65	72				
				78	H	Montana St.	82	104	233	A	Portland St.	77	68				
				325	H	Montana	99	69	325	A	Montana	73	60				

Non-Div I Games: Stanislaus St. 102 72

Sacramento St.

■ Loss, 
 ■ Non-Conf, 
 ■ S Site, 
 ■ Home 
 ■ A Away 
 N Neutral



## Sacred Heart

Through Games Of March 5, 2017

Average RPI Win:	280	WON-LOST	WINNING	LAST 10	STRENGTH OF	OPP. STRENGTH	TEAM	ADJ.	CONF.	ADJ CONF.
Average RPI Loss:	192	RECORD	PCT. RANK	GAMES	SCHEDULE	OF SCHEDULE	RPI	RPI	RPI	RPI
DIV. I ONLY	17- 13	130	6- 4	284	334	193	193	31	31	
DIV. I NON-CONF.	3- 8	262	0- 0	78	219	195	195	32	32	
TOTALS	RPI 1-25	RPI 26-50	W-L RECORDS	RPI 51-100	RPI 101-150	RPI 150+				
17- 13	0- 0	0- 1	OVERALL	0- 3	0- 0	17- 9				
11- 3	0- 0	0- 1	HOME	0- 0	0- 0	11- 2				
6- 10	0- 0	0- 0	AWAY	0- 3	0- 0	6- 7				
0- 0	0- 0	0- 0	NEUTRAL	0- 0	0- 0	0- 0				
3- 8	0- 0	0- 1	NON-CONFERENCE	0- 3	0- 0	3- 4				
1- 3	0- 0	0- 1	HOME	0- 0	0- 0	1- 2				
2- 5	0- 0	0- 0	AWAY	0- 3	0- 0	2- 2				
0- 0	0- 0	0- 0	NEUTRAL	0- 0	0- 0	0- 0				
14- 5	0- 0	0- 0	CONFERENCE	0- 0	0- 0	14- 5				
10- 0	0- 0	0- 0	HOME	0- 0	0- 0	10- 0				
4- 5	0- 0	0- 0	AWAY	0- 0	0- 0	4- 5				
0- 0	0- 0	0- 0	NEUTRAL	0- 0	0- 0	0- 0				

RPI S	Opponent	Score	RPI S	Opponent	Score	RPI S	Opponent	Score	RPI S	Opponent	Score	Team's RPI: 193
43	H Harvard	60 68	59	A Iowa St.	56 76	151	H Brown	66 80				
			75	A New Hampshire	43 71	159	A Fairfield	56 44				
			96	A Buffalo	55 76	176	H Siena	62 58				
						184	A Hartford	64 81				
						189	A Robert Morris	56 66				
						189	H Robert Morris	69 59				
						210	A Binghamton	77 69				
						215	H Monmouth	54 65				
						242	A Saint Francis (PA)	69 83				
						242	H Saint Francis (PA)	73 63				
						261	A Bryant	65 53				
						261	H Bryant	66 59				
						291	A Mt. St. Mary's	59 61				
						291	H Mt. St. Mary's	49 45				
						305	A Lehigh	62 68				
						306	A Central Conn. St.	50 67				
						306	H Central Conn. St.	82 61				
						324	A St. Francis Brooklyn	81 74				
						324	H St. Francis Brooklyn	90 69				
						324	H St. Francis Brooklyn	61 58				
						336	A LIU Brooklyn	51 41				
						336	H LIU Brooklyn	66 48				
						339	A Fairleigh Dickinson	56 58				
						339	H Fairleigh Dickinson	68 60				
						341	A Wagner	70 56				
						341	H Wagner	62 52				
LAST 12 Division I GAMES:												
324	H St. Francis Brooklyn	90 69	306	H Central Conn. St.	82 61							
242	A Saint Francis (PA)	69 83	339	A Fairleigh Dickinson	56 58							
189	A Robert Morris	56 66	261	H Bryant	66 59							
339	H Fairleigh Dickinson	68 60	291	A Mt. St. Mary's	59 61							
336	A LIU Brooklyn	51 41	336	H LIU Brooklyn	66 48							
324	H St. Francis Brooklyn	61 58	291	H Mt. St. Mary's	49 45							

Non-Div I Games:

Sacred Heart

■ Loss, 
 ■ Non-Conf, 
 ■ S Site, 
 ■ H Home 
 ■ A Away 
 N Neutral



Average RPI Win:	287	WON-LOST	WINNING	LAST 10	STRENGTH OF	OPP. STRENGTH	TEAM	ADJ.	CONF.	ADJ CONF.
Average RPI Loss:	215	RECORD	PCT. RANK	GAMES	SCHEDULE	OF SCHEDULE	RPI	RPI	RPI	RPI
DIV. I ONLY	16- 14	158	5- 5	317	339	242	242	31	31	
DIV. I NON-CONF.	3- 8	262	0- 0	209	286	263	263	32	32	
TOTALS	RPI 1-25	RPI 26-50	W-L RECORDS	RPI 51-100	RPI 101-150	RPI 150+				
16- 14	0- 0	0- 2	OVERALL	0- 0	0- 2	16- 10				
7- 6	0- 0	0- 0	HOME	0- 0	0- 1	7- 5				
9- 6	0- 0	0- 2	AWAY	0- 0	0- 1	9- 3				
0- 2	0- 0	0- 0	NEUTRAL	0- 0	0- 0	0- 2				
3- 8	0- 0	0- 2	NON-CONFERENCE	0- 0	0- 2	3- 4				
1- 2	0- 0	0- 0	HOME	0- 0	0- 1	1- 1				
2- 4	0- 0	0- 2	AWAY	0- 0	0- 1	2- 1				
0- 2	0- 0	0- 0	NEUTRAL	0- 0	0- 0	0- 2				
13- 6	0- 0	0- 0	CONFERENCE	0- 0	0- 0	13- 6				
6- 4	0- 0	0- 0	HOME	0- 0	0- 0	6- 4				
7- 2	0- 0	0- 0	AWAY	0- 0	0- 0	7- 2				
0- 0	0- 0	0- 0	NEUTRAL	0- 0	0- 0	0- 0				

[illegible]

Non-Div I Games:

Saint Francis (PA)

■ Loss, ■ Non-Conf, S Site, H Home A Away N Neutral



S  
a  
i  
n  
t  
F  
r  
a  
n  
c  
i  
s  
(  
P  
A  
)

RPI S Saint Francis (PA) Score

Through Games Of March 5, 2017

RPI	S	Opponent	Score	
341	A	Wagner	67	46
341	H	Wagner	71	87

Saint Francis (PA)  
P  
A  
)

S  
a  
i  
n  
t  
F  
r  
a  
n  
c  
i  
s  
(  
P  
A  
)



## Saint Joseph's

Through Games Of March 5, 2017

Average RPI Win:	194	WON-LOST	WINNING	LAST 10	STRENGTH OF	OPP. STRENGTH	TEAM	ADJ.	CONF.	ADJ CONF.
Average RPI Loss:	92	RECORD	PCT. RANK	GAMES	SCHEDULE	OF SCHEDULE	RPI	RPI	RPI	RPI
DIV. I ONLY	17- 14	143	8- 2	64	125	109	109	12	12	
DIV. I NON-CONF.	3- 9	275	0- 0	19	117	164	164	12	12	
TOTALS	RPI 1-25	RPI 26-50	W-L RECORDS	RPI 51-100	RPI 101-150	RPI 150+				
17- 14	0- 1	0- 3	OVERALL	2- 5	5- 3	10- 2				
10- 5	0- 1	0- 1	HOME	0- 2	3- 0	7- 1				
6- 7	0- 0	0- 0	AWAY	2- 1	2- 1	2- 0				
1- 2	0- 0	0- 0	NEUTRAL	0- 1	0- 1	1- 0				
3- 9	0- 1	0- 2	NON-CONFERENCE	1- 4	1- 1	1- 1				
1- 5	0- 1	0- 1	HOME	0- 2	0- 0	1- 1				
2- 3	0- 0	0- 1	AWAY	1- 1	1- 1	0- 0				
0- 1	0- 0	0- 0	NEUTRAL	0- 1	0- 0	0- 0				
14- 5	0- 0	0- 1	CONFERENCE	1- 1	4- 2	9- 1				
9- 0	0- 0	0- 0	HOME	0- 0	3- 0	6- 0				
4- 4	0- 0	0- 1	AWAY	1- 1	1- 1	2- 1				
1- 1	0- 0	0- 0	NEUTRAL	0- 0	0- 1	1- 0				

RPI	S	Opponent	Score	RPI	S	Opponent	Score	RPI	S	Opponent	Score	RPI	S	Opponent	Score	Team's RPI: 109
18	H	Temple	70 86	33	A	Dayton	59 64	52	A	George Washington	44 53	122	A	Fordham	39 44	
				38	A	Central Mich.	71 73	61	A	Penn	57 53	122	H	Fordham	47 44	
				41	H	James Madison	72 85	62	H	Villanova	54 62	124	H	Duquesne	60 58	
								70	H	Bucknell	61 64	124	N	Duquesne	63 78	
								79	A	Drexel	49 60	144	A	VCU	80 70	
								82	N	BYU	56 71	144	H	VCU	64 58	
								95	A	Saint Louis	66 63	146	A	Iona	57 58	
												150	A	New Mexico	79 67	
												167	A	La Salle	75 55	
												167	H	La Salle	67 58	
												167	N	La Salle	66 48	
												188	H	Hofstra	64 75	
												192	H	George Mason	57 53	
												236	A	Richmond	52 70	
												247	H	St. Bonaventure	70 53	
												278	H	Davidson	69 54	
												302	A	Rhode Island	75 49	
												302	H	Rhode Island	77 51	
												309	H	Massachusetts	81 50	
												320	H	NJIT	75 36	
LAST 12 Division I GAMES:																
				124	N	Duquesne	63 78	167	H	La Salle	67 58					
				167	N	La Salle	66 48	122	A	Fordham	39 44					
				302	H	Rhode Island	77 51	95	A	Saint Louis	66 63					
				192	H	George Mason	57 53	124	H	Duquesne	60 58					
				278	H	Davidson	69 54	247	H	St. Bonaventure	70 53					
				144	A	VCU	80 70	302	A	Rhode Island	75 49					

Non-Div I Games:

Saint Joseph's

■ Loss, 
 ■ Non-Conf, 
 ■ S Site, 
 ■ Home 
 ■ A Away 
 N Neutral



## Saint Louis

Through Games Of March 5, 2017

Average RPI Win:	214	WON-LOST	WINNING	LAST 10	STRENGTH OF	OPP. STRENGTH	TEAM	ADJ.	CONF.	ADJ CONF.
Average RPI Loss:	94	RECORD	PCT. RANK	GAMES	SCHEDULE	OF SCHEDULE	RPI	RPI	RPI	RPI
DIV. I ONLY	24- 8	42	7- 3	253	109	95	95	12	12	
DIV. I NON-CONF.	10- 3	54	0- 0	322	150	127	127	12	12	
TOTALS	RPI 1-25	RPI 26-50	W-L RECORDS	RPI 51-100	RPI 101-150	RPI 150+				
24- 8	1- 0	0- 4	OVERALL	1- 0	5- 3	17- 1				
12- 3	1- 0	0- 1	HOME	1- 0	3- 1	7- 1				
11- 4	0- 0	0- 2	AWAY	0- 0	1- 2	10- 0				
1- 1	0- 0	0- 1	NEUTRAL	0- 0	1- 0	0- 0				
10- 3	1- 0	0- 1	NON-CONFERENCE	0- 0	1- 1	8- 1				
5- 1	1- 0	0- 0	HOME	0- 0	1- 0	3- 1				
5- 2	0- 0	0- 1	AWAY	0- 0	0- 1	5- 0				
0- 0	0- 0	0- 0	NEUTRAL	0- 0	0- 0	0- 0				
14- 5	0- 0	0- 3	CONFERENCE	1- 0	4- 2	9- 0				
7- 2	0- 0	0- 1	HOME	1- 0	2- 1	4- 0				
6- 2	0- 0	0- 1	AWAY	0- 0	1- 1	5- 0				
1- 1	0- 0	0- 1	NEUTRAL	0- 0	1- 0	0- 0				

RPI 1-25				RPI 26-50				RPI 51-100 Team's RPI: 95				RPI 101+			
RPI	S	Opponent	Score	RPI	S	Opponent	Score	RPI	S	Opponent	Score	RPI	S	Opponent	Score
24	H	Missouri	72 61	33	A	Dayton	62 68	52	H	George Washington	67 59	103	H	Washington St.	73 70
				33	H	Dayton	67 78					109	H	Saint Joseph's	63 66
				33	N	Dayton	65 75					122	H	Fordham	82 58
				46	A	Little Rock	43 56					122	N	Fordham	68 58
												124	A	Duquesne	65 94
												141	A	Tulsa	64 70
												144	A	VCU	62 48
												144	H	VCU	77 72
												167	A	La Salle	79 74
												192	H	George Mason	89 50
												201	A	Loyola Marymount	90 76
												206	H	SIUE	90 49
												234	H	Indiana St.	67 70
												235	A	Bradley	68 58
												236	H	Richmond	73 66
												247	A	St. Bonaventure	74 58
												247	H	St. Bonaventure	64 49
												268	A	Southeast Mo. St.	89 50
												270	H	Eastern Ky.	78 51
												278	A	Davidson	106 69
												297	A	Lipscomb	83 38
												302	A	Rhode Island	68 50
												309	A	Massachusetts	81 60
												309	H	Massachusetts	91 51
												327	A	UC Irvine	79 69
												328	H	Morgan St.	71 43
LAST 12 Division I GAMES:															
				33	N	Dayton	65 75	247	A	St. Bonaventure	74 58				
				122	N	Fordham	68 58	144	H	VCU	77 72				
				309	H	Massachusetts	91 51	109	H	Saint Joseph's	63 66				
				33	A	Dayton	62 68	309	A	Massachusetts	81 60				
				236	H	Richmond	73 66	122	H	Fordham	82 58				
				167	A	La Salle	79 74	52	H	George Washington	67 59				

Non-Div I Games:

Saint Louis

■ Loss, 
 ■ Non-Conf, 
 ■ S Site, 
 ■ H Home 
 ■ A Away 
 N Neutral



## Saint Peter's

Through Games Of March 5, 2017

Average RPI Win:	278	WON-LOST	WINNING	LAST 10	STRENGTH OF	OPP. STRENGTH	TEAM	ADJ.	CONF.	ADJ CONF.
Average RPI Loss:	170	RECORD	PCT. RANK	GAMES	SCHEDULE	OF SCHEDULE	RPI	RPI	RPI	RPI
DIV. I ONLY	3- 27	343	0- 10	180	225	326	326	18	18	
DIV. I NON-CONF.	1- 8	314	0- 0	107	231	302	302	17	17	
TOTALS	RPI 1-25	RPI 26-50	W-L RECORDS	RPI 51-100	RPI 101-150	RPI 150+				
3- 27	0- 2	0- 2	OVERALL	0- 1	0- 5	3- 17				
2- 9	0- 0	0- 1	HOME	0- 0	0- 2	2- 6				
1- 14	0- 0	0- 0	AWAY	0- 0	0- 0	1- 1				
0- 4	0- 0	0- 0	NEUTRAL	0- 0	0- 1	0- 3				
1- 8	0- 2	0- 0	NON-CONFERENCE	0- 1	0- 1	1- 4				
1- 0	0- 0	0- 0	HOME	0- 0	0- 0	1- 0				
0- 5	0- 2	0- 0	AWAY	0- 1	0- 0	0- 2				
0- 3	0- 0	0- 0	NEUTRAL	0- 0	0- 1	0- 2				
2- 19	0- 0	0- 2	CONFERENCE	0- 0	0- 4	2- 13				
1- 9	0- 0	0- 1	HOME	0- 0	0- 2	1- 6				
1- 9	0- 0	0- 1	AWAY	0- 0	0- 2	1- 6				
0- 1	0- 0	0- 0	NEUTRAL	0- 0	0- 0	0- 1				

RPI 1-25				RPI 26-50				RPI 51-100				RPI 101+ Team's RPI: 326			
RPI	S	Opponent	Score	RPI	S	Opponent	Score	RPI	S	Opponent	Score	RPI	S	Opponent	Score
3	A	South Carolina	38 93	39	A	Quinnipiac	47 82	85	A	Penn St.	50 106	105	A	Rider	46 47
16	A	Maryland	49 101	39	H	Quinnipiac	51 84					105	H	Rider	43 56
												127	N	Maine	43 59
												146	A	Iona	50 51
												146	H	Iona	58 66
												151	A	Brown	71 80
												159	A	Fairfield	38 50
												159	H	Fairfield	39 56
												169	N	Hampton	42 71
												176	A	Siena	55 80
												176	H	Siena	60 76
												215	A	Monmouth	59 76
												215	H	Monmouth	42 58
												230	A	Marist	73 69
												230	H	Marist	58 66
												230	N	Marist	60 71
												253	A	Canisius	56 61
												253	H	Canisius	54 59
												258	N	Bowling Green	68 73
												266	A	Niagara	63 71
												266	H	Niagara	78 66
												277	A	Manhattan	44 57
												277	H	Manhattan	65 69
												324	A	St. Francis Brooklyn	52 58
												339	H	Fairleigh Dickinson	65 43
LAST 12 Division I GAMES:															
230	N	Marist	60 71	215	H	Monmouth	42 58								
176	H	Siena	60 76	159	A	Fairfield	38 50								
146	A	Iona	50 51	230	H	Marist	58 66								
266	A	Niagara	63 71	277	A	Manhattan	44 57								
253	A	Canisius	56 61	105	A	Rider	46 47								
159	H	Fairfield	39 56	277	H	Manhattan	65 69								

Non-Div I Games:

Saint Peter's

■ Loss, 
■ Non-Conf, 
■ S Site, 
■ Home 
■ A Away 
N Neutral



Average RPI Win:	320	WON-LOST	WINNING	LAST 10	STRENGTH OF	OPP. STRENGTH	TEAM	ADJ.	CONF.	ADJ CONF.
Average RPI Loss:	198	RECORD	PCT. RANK	GAMES	SCHEDULE	OF SCHEDULE	RPI	RPI	RPI	RPI
DIV. I ONLY	3- 24	338	2- 8	247	308	340	340	27	27	
DIV. I NON-CONF.	0- 9	335	0- 0	196	292	341	341	27	27	
TOTALS	RPI 1-25	RPI 26-50	W-L RECORDS	RPI 51-100	RPI 101-150	RPI 150+				
3- 24	0- 0	0- 1	OVERALL	0- 3	0- 4	3- 16				
3- 7	0- 0	0- 0	HOME	0- 1	0- 2	3- 4				
0- 16	0- 0	0- 1	AWAY	0- 1	0- 1	0- 9				
0- 1	0- 0	0- 0	NEUTRAL	0- 0	0- 0	0- 1				
0- 9	0- 0	0- 1	NON-CONFERENCE	0- 0	0- 0	0- 8				
0- 1	0- 0	0- 0	HOME	0- 0	0- 0	0- 1				
0- 7	0- 0	0- 1	AWAY	0- 0	0- 0	0- 6				
0- 1	0- 0	0- 0	NEUTRAL	0- 0	0- 0	0- 1				
3- 15	0- 0	0- 0	CONFERENCE	0- 3	0- 4	3- 8				
3- 6	0- 0	0- 0	HOME	0- 1	0- 2	3- 3				
0- 9	0- 0	0- 0	AWAY	0- 2	0- 2	0- 5				
0- 0	0- 0	0- 0	NEUTRAL	0- 0	0- 0	0- 0				

RPI S	Opponent	Score	RPI S	Opponent	Score	RPI S	Opponent	Score	RPI S	Opponent	Score	Team's RPI: 340
36	A LSU	41 89	98	A Central Ark.	48 75	107	A Abilene Christian	56 78				
			99	A SFA	49 64	107	H Abilene Christian	39 72				
			99	H SFA	65 83	133	A Lamar University	51 84				
						133	H Lamar University	44 70				
						161	A Rice	51 77				
						163	A TCU	37 81				
						164	A Texas St.	46 69				
						171	A Arkansas	39 71				
						220	A New Orleans	49 78				
						222	A UTRGV	50 78				
						222	H UTRGV	45 69				
						243	N Marshall	50 73				
						269	A Prairie View	65 75				
						287	H A&M-Corpus Christi	37 63				
						288	A McNeese	56 79				
						288	H McNeese	58 61				
						290	H Nicholls St.	59 66				
						293	A Northwestern St.	51 78				
						293	H Northwestern St.	92 73				
						329	H Southeastern La.	68 61				
						332	A Incarnate Word	55 82				
						338	A Houston Baptist	51 61				
						338	H Houston Baptist	78 63				
LAST 12 Division I GAMES:												
99	A SFA	49 64	338	H Houston Baptist	78 63							
288	H McNeese	58 61	133	A Lamar University	51 84							
107	H Abilene Christian	39 72	107	A Abilene Christian	56 78							
293	H Northwestern St.	92 73	99	H SFA	65 83							
332	A Incarnate Word	55 82	329	H Southeastern La.	68 61							
98	A Central Ark.	48 75	287	H A&M-Corpus Christi	37 63							

Non-Div I Games: Wiley 51 57

Sam Houston St.



Average RPI Win: <b>221</b>	WON-LOST	WINNING	LAST 10	STRENGTH OF	OPP. STRENGTH	TEAM	ADJ.	CONF.	ADJ CONF.
Average RPI Loss: <b>139</b>	RECORD	PCT. RANK	GAMES	SCHEDULE	OF SCHEDULE	RPI	RPI	RPI	RPI
DIV. I ONLY	<b>11- 19</b>	<b>249</b>	<b>3- 7</b>	<b>154</b>	<b>174</b>	<b>228</b>	<b>228</b>	<b>17</b>	<b>17</b>
DIV. I NON-CONF.	<b>6- 8</b>	<b>203</b>	<b>0- 0</b>	<b>185</b>	<b>101</b>	<b>200</b>	<b>200</b>	<b>20</b>	<b>20</b>
TOTALS	RPI 1-25	RPI 26-50	W-L RECORDS	RPI 51-100	RPI 101-150	RPI 150+			
11- 19	0- 1	0- 1	OVERALL	1- 8	0- 0	10- 9			
7- 6	0- 0	0- 0	HOME	0- 3	0- 0	7- 3			
3- 10	0- 1	0- 1	AWAY	1- 4	0- 0	2- 4			
1- 3	0- 0	0- 0	NEUTRAL	0- 1	0- 0	1- 2			
6- 8	0- 1	0- 1	NON-CONFERENCE	1- 3	0- 0	5- 3			
5- 1	0- 0	0- 0	HOME	0- 1	0- 0	5- 0			
1- 5	0- 1	0- 1	AWAY	1- 2	0- 0	0- 1			
0- 2	0- 0	0- 0	NEUTRAL	0- 0	0- 0	0- 2			
5- 11	0- 0	0- 0	CONFERENCE	0- 5	0- 0	5- 6			
2- 5	0- 0	0- 0	HOME	0- 2	0- 0	2- 3			
2- 5	0- 0	0- 0	AWAY	0- 2	0- 0	2- 3			
1- 1	0- 0	0- 0	NEUTRAL	0- 1	0- 0	1- 0			

RPI 1-25				RPI 26-50				RPI 51-100				RPI 101+ Team's RPI: 228			
RPI	S	Opponent	Score	RPI	S	Opponent	Score	RPI	S	Opponent	Score	RPI	S	Opponent	Score
14	A	Kentucky	57 <b>80</b>	43	A	Harvard	52 <b>57</b>	57	H	Belmont	54 <b>73</b>	162	H	Memphis	48 42
								58	A	Georgia Tech	57 <b>62</b>	169	N	Hampton	57 <b>63</b>
								63	A	Chattanooga	45 <b>51</b>	172	H	UAB	52 49
								63	H	Chattanooga	61 <b>77</b>	179	N	UC Riverside	48 <b>51</b>
								84	A	Georgia	65 59	200	A	UNCG	40 <b>64</b>
								88	A	Wake Forest	40 <b>51</b>	200	H	UNCG	47 <b>55</b>
								93	A	Mercer	49 <b>59</b>	203	A	ETSU	56 <b>61</b>
								93	H	Mercer	68 <b>76</b>	203	H	ETSU	57 <b>69</b>
								93	N	Mercer	52 <b>63</b>	203	N	ETSU	67 64
												211	H	Alabama St.	63 49
												219	H	UT Martin	69 62
												237	A	Wofford	55 48
												237	H	Wofford	57 54
												259	A	Furman	48 <b>53</b>
												259	H	Furman	50 <b>54</b>
												279	A	Western Caro.	49 42
												279	H	Western Caro.	51 50
												302	A	Rhode Island	63 <b>78</b>
												349	H	Alabama A&M	61 37
LAST 12 Division I GAMES:															
				93	N	Mercer	52 <b>63</b>	200	H	UNCG	47 <b>55</b>				
				203	N	ETSU	67 64	63	A	Chattanooga	45 <b>51</b>				
				93	H	Mercer	68 <b>76</b>	203	A	ETSU	56 <b>61</b>				
				237	A	Wofford	55 48	93	A	Mercer	49 <b>59</b>				
				259	A	Furman	48 <b>53</b>	259	H	Furman	50 <b>54</b>				
				279	H	Western Caro.	51 50	237	H	Wofford	57 54				

Non-Div I Games: AUM 72 50

Samford

  Loss, 
  Non-Conf, 
  S Site, 
  H Home 
  A Away 
N Neutral



Average RPI Win: <b>228</b>	WON-LOST	WINNING	LAST 10	STRENGTH OF	OPP. STRENGTH	TEAM	ADJ.	CONF.	ADJ CONF.
Average RPI Loss: <b>146</b>	RECORD	PCT. RANK	GAMES	SCHEDULE	OF SCHEDULE	RPI	RPI	RPI	RPI
DIV. I ONLY	<b>14- 16</b>	<b>192</b>	<b>4- 6</b>	<b>255</b>	<b>162</b>	<b>217</b>	<b>217</b>	<b>15</b>	<b>15</b>
DIV. I NON-CONF.	<b>6- 4</b>	<b>127</b>	<b>0- 0</b>	<b>246</b>	<b>245</b>	<b>179</b>	<b>179</b>	<b>13</b>	<b>13</b>
TOTALS	RPI 1-25	RPI 26-50	W-L RECORDS	RPI 51-100	RPI 101-150	RPI 150+			
14- 16	0- 0	0- 0	OVERALL	0- 5	1- 7	13- 4			
10- 5	0- 0	0- 0	HOME	0- 2	1- 2	9- 1			
3- 10	0- 0	0- 0	AWAY	0- 0	0- 0	3- 1			
1- 1	0- 0	0- 0	NEUTRAL	0- 1	0- 0	1- 0			
6- 4	0- 0	0- 0	NON-CONFERENCE	0- 0	0- 4	6- 0			
5- 1	0- 0	0- 0	HOME	0- 0	0- 1	5- 0			
1- 3	0- 0	0- 0	AWAY	0- 0	0- 3	1- 0			
0- 0	0- 0	0- 0	NEUTRAL	0- 0	0- 0	0- 0			
8- 12	0- 0	0- 0	CONFERENCE	0- 5	1- 3	7- 4			
5- 4	0- 0	0- 0	HOME	0- 2	1- 1	4- 1			
2- 7	0- 0	0- 0	AWAY	0- 2	0- 2	2- 3			
1- 1	0- 0	0- 0	NEUTRAL	0- 1	0- 0	1- 0			

RPI S	Opponent	Score	RPI S	Opponent	Score	RPI S	Opponent	Score	RPI S	Opponent	Score	Team's RPI: 217
						76	A Gonzaga	57 <b>62</b>	103	A Washington St.	73 <b>83</b>	
						76	H Gonzaga	55 <b>57</b>	114	H North Dakota	61 <b>65</b>	
						82	A BYU	63 <b>81</b>	116	A St. Mary's (CA)	65 <b>77</b>	
						82	H BYU	47 <b>65</b>	116	H St. Mary's (CA)	73 71	
						82	N BYU	66 <b>75</b>	121	A Northern Colo.	51 <b>54</b>	
									134	A Arizona	59 <b>76</b>	
									138	A San Francisco	72 <b>81</b>	
									138	H San Francisco	67 <b>82</b>	
									157	A CSUN	76 67	
									159	A Santa Clara	57 56	
									159	H Santa Clara	60 58	
									201	A Loyola Marymount	55 <b>63</b>	
									201	H Loyola Marymount	61 58	
									213	H Seattle U	67 44	
									232	H UC Santa Barbara	77 63	
									244	A Pacific	64 <b>84</b>	
									244	H Pacific	73 71	
									257	H San Diego St.	91 53	
									276	A Portland	72 54	
									276	H Portland	57 40	
									276	N Portland	74 47	
									281	H Nevada	70 54	
									311	A Pepperdine	40 <b>57</b>	
									311	H Pepperdine	42 <b>55</b>	
									346	H Cal St. Fullerton	103 50	
LAST 12 Division I GAMES:												
			82	N BYU	66 <b>75</b>	311	A Pepperdine	40 <b>57</b>				
			276	N Portland	74 47	244	H Pacific	73 71				
			276	A Portland	72 54	116	A St. Mary's (CA)	65 <b>77</b>				
			76	A Gonzaga	57 <b>62</b>	201	A Loyola Marymount	55 <b>63</b>				
			159	H Santa Clara	60 58	276	H Portland	57 40				
			82	H BYU	47 <b>65</b>	76	H Gonzaga	55 <b>57</b>				

Non-Div I Games:

San Diego

■ Loss, 
 ■ Non-Conf, 
 ■ S Site, 
 ■ Home 
 ■ A Away 
 N Neutral



## San Diego St.

Through Games Of March 5, 2017

Average RPI Win:	220	WON-LOST	WINNING	LAST 10	STRENGTH OF	OPP. STRENGTH	TEAM	ADJ.	CONF.	ADJ CONF.
Average RPI Loss:	154	RECORD	PCT. RANK	GAMES	SCHEDULE	OF SCHEDULE	RPI	RPI	RPI	RPI
DIV. I ONLY	9- 18	263	3- 7	166	210	257	257	13	13	
DIV. I NON-CONF.	3- 6	230	0- 0	162	325	236	236	15	15	
TOTALS	RPI 1-25	RPI 26-50	W-L RECORDS	RPI 51-100	RPI 101-150	RPI 150+				
9- 18	0- 0	0- 3	OVERALL	2- 4	1- 1	6- 10				
6- 6	0- 0	0- 2	HOME	2- 0	1- 0	3- 4				
2- 11	0- 0	0- 1	AWAY	0- 3	0- 1	2- 6				
1- 1	0- 0	0- 0	NEUTRAL	0- 1	0- 0	1- 0				
3- 6	0- 0	0- 1	NON-CONFERENCE	0- 2	0- 0	3- 3				
1- 2	0- 0	0- 1	HOME	0- 0	0- 0	1- 1				
1- 3	0- 0	0- 0	AWAY	0- 1	0- 0	1- 2				
1- 1	0- 0	0- 0	NEUTRAL	0- 1	0- 0	1- 0				
6- 12	0- 0	0- 2	CONFERENCE	2- 2	1- 1	3- 7				
5- 4	0- 0	0- 1	HOME	2- 0	1- 0	2- 3				
1- 8	0- 0	0- 1	AWAY	0- 2	0- 1	1- 4				
0- 0	0- 0	0- 0	NEUTRAL	0- 0	0- 0	0- 0				

RPI S	Opponent	Score	RPI S	Opponent	Score	RPI S	Opponent	Score	RPI S	Opponent	Score	Team's RPI: 257
44	H Michigan	57 92	67	H Boise St.	84 77	150	A New Mexico	42 85				
49	A Colorado St.	43 60	71	A UC Davis	55 75	150	H New Mexico	63 51				
49	H Colorado St.	46 80	83	N UT Arlington	58 64	174	A Fresno St.	50 59				
			87	A Wyoming	67 80	174	H Fresno St.	51 59				
			91	A UNLV	62 80	179	A UC Riverside	44 72				
			91	H UNLV	87 68	186	A Utah St.	47 53				
						186	H Utah St.	66 59				
						201	H Loyola Marymount	53 60				
						207	A San Jose St.	80 81				
						207	H San Jose St.	90 99				
						217	A San Diego	53 91				
						232	H UC Santa Barbara	84 70				
						281	A Nevada	65 88				
						281	H Nevada	83 78				
						306	N Central Conn. St.	80 62				
						321	A Air Force	64 51				
						321	H Air Force	59 62				
						346	A Cal St. Fullerton	71 61				
LAST 12 Division I GAMES:												
150	H New Mexico	63 51	281	A Nevada	65 88							
321	A Air Force	64 51	207	H San Jose St.	90 99							
49	H Colorado St.	46 80	174	H Fresno St.	51 59							
174	A Fresno St.	50 59	87	A Wyoming	67 80							
91	A UNLV	62 80	49	A Colorado St.	43 60							
186	H Utah St.	66 59	321	H Air Force	59 62							

Non-Div I Games: Biola 63 48 San Diego Christian80 70

San Diego St.

■ Loss, 
 ■ Non-Conf, 
 ■ S Site, 
 ■ Home 
 ■ A Away 
 N Neutral



## San Francisco

Through Games Of March 5, 2017

Average RPI Win:	213	WON-LOST	WINNING	LAST 10	STRENGTH OF	OPP. STRENGTH	TEAM	ADJ.	CONF.	ADJ CONF.
Average RPI Loss:	135	RECORD	PCT. RANK	GAMES	SCHEDULE	OF SCHEDULE	RPI	RPI	RPI	RPI
DIV. I ONLY	18- 12	112	7- 3	206	146	138	138	15	15	
DIV. I NON-CONF.	6- 5	148	0- 0	199	134	159	159	13	13	
TOTALS	RPI 1-25	RPI 26-50	W-L RECORDS	RPI 51-100	RPI 101-150	RPI 150+				
18- 12	0- 0	0- 0	OVERALL	2- 4	1- 4	15- 4				
12- 2	0- 0	0- 0	HOME	2- 1	1- 1	9- 0				
4- 10	0- 0	0- 0	AWAY	0- 3	0- 3	4- 4				
2- 0	0- 0	0- 0	NEUTRAL	0- 0	0- 0	2- 0				
6- 5	0- 0	0- 0	NON-CONFERENCE	0- 2	1- 2	5- 1				
4- 1	0- 0	0- 0	HOME	0- 1	1- 0	3- 0				
1- 4	0- 0	0- 0	AWAY	0- 1	0- 2	1- 1				
1- 0	0- 0	0- 0	NEUTRAL	0- 0	0- 0	1- 0				
12- 7	0- 0	0- 0	CONFERENCE	2- 2	0- 2	10- 3				
8- 1	0- 0	0- 0	HOME	2- 0	0- 1	6- 0				
3- 6	0- 0	0- 0	AWAY	0- 2	0- 1	3- 3				
1- 0	0- 0	0- 0	NEUTRAL	0- 0	0- 0	1- 0				

RPI 1-25				RPI 26-50				RPI 51-100				RPI 101+ Team's RPI: 138					
RPI	S	Opponent	Score	RPI	S	Opponent	Score	RPI	S	Opponent	Score	RPI	S	Opponent	Score		
								53	A	California	52	75	103	A	Washington St.	35	73
								71	H	UC Davis	58	78	114	A	North Dakota	63	71
								76	A	Gonzaga	46	61	116	A	St. Mary's (CA)	72	75
								76	H	Gonzaga	77	72	116	H	St. Mary's (CA)	62	64
								82	A	BYU	61	73	123	H	Long Beach St.	73	71
								82	H	BYU	70	63	159	A	Santa Clara	61	74
													159	H	Santa Clara	77	68
													174	A	Fresno St.	48	61
													201	A	Loyola Marymount	79	72
													201	H	Loyola Marymount	89	73
													201	N	Loyola Marymount	80	67
													207	H	San Jose St.	79	71
													213	H	Seattle U	73	59
													217	A	San Diego	82	67
													217	H	San Diego	81	72
													244	A	Pacific	60	63
													244	H	Pacific	67	64
													265	A	Cal Poly	73	67
													276	A	Portland	75	56
													276	H	Portland	83	71
													279	N	Western Caro.	73	52
													280	H	Sacramento St.	91	80
													311	A	Pepperdine	59	81
													311	H	Pepperdine	84	78
LAST 12 Division I GAMES:																	
				201	N	Loyola Marymount	80	67		159	A	Santa Clara	61	74			
				311	H	Pepperdine	84	78		201	A	Loyola Marymount	79	72			
				201	H	Loyola Marymount	89	73		311	A	Pepperdine	59	81			
				276	H	Portland	83	71		244	H	Pacific	67	64			
				76	H	Gonzaga	77	72		116	H	St. Mary's (CA)	62	64			
				82	A	BYU	61	73		217	H	San Diego	81	72			

Non-Div I Games:

San Francisco

■ Loss, 
 ■ Non-Conf, 
 ■ S Site, 
 ■ Home 
 ■ A Away 
 N Neutral



## San Jose St.

Through Games Of March 5, 2017

Average RPI Win:	234	WON-LOST	WINNING	LAST 10	STRENGTH OF	OPP. STRENGTH	TEAM	ADJ.	CONF.	ADJ CONF.
Average RPI Loss:	114	RECORD	PCT. RANK	GAMES	SCHEDULE	OF SCHEDULE	RPI	RPI	RPI	RPI
DIV. I ONLY	9- 20	272	4- 6	94	118	207	207	13	13	
DIV. I NON-CONF.	2- 9	293	0- 0	88	36	228	228	15	15	
TOTALS	RPI 1-25	RPI 26-50	W-L RECORDS	RPI 51-100	RPI 101-150	RPI 150+				
9- 20	0- 1	0- 4	OVERALL	1- 6	0- 4	8- 5				
5- 7	0- 0	0- 1	HOME	0- 3	0- 2	5- 1				
4- 11	0- 0	0- 2	AWAY	1- 3	0- 1	3- 4				
0- 2	0- 1	0- 1	NEUTRAL	0- 0	0- 0	0- 0				
2- 9	0- 1	0- 2	NON-CONFERENCE	0- 1	0- 3	2- 2				
1- 2	0- 0	0- 0	HOME	0- 0	0- 1	1- 1				
1- 5	0- 0	0- 1	AWAY	0- 1	0- 2	1- 1				
0- 2	0- 1	0- 1	NEUTRAL	0- 0	0- 0	0- 0				
7- 11	0- 0	0- 2	CONFERENCE	1- 5	0- 1	6- 3				
4- 5	0- 0	0- 1	HOME	0- 3	0- 1	4- 0				
3- 6	0- 0	0- 1	AWAY	1- 2	0- 0	2- 3				
0- 0	0- 0	0- 0	NEUTRAL	0- 0	0- 0	0- 0				

RPI 1-25				RPI 26-50				RPI 51-100				RPI 101+ Team's RPI: 207			
RPI	S	Opponent	Score	RPI	S	Opponent	Score	RPI	S	Opponent	Score	RPI	S	Opponent	Score
6	N	Mississippi St.	51 88	34	A	Arizona St.	37 82	67	A	Boise St.	64 86	116	H	St. Mary's (CA)	64 85
				35	N	Oregon	62 91	67	H	Boise St.	61 69	138	A	San Francisco	71 79
				49	A	Colorado St.	67 70	72	A	South Dakota	69 84	140	A	New Mexico St.	55 66
				49	H	Colorado St.	56 68	87	A	Wyoming	60 89	150	H	New Mexico	72 82
								87	H	Wyoming	59 68	159	H	Santa Clara	75 64
								91	A	UNLV	76 65	174	A	Fresno St.	74 88
								91	H	UNLV	55 63	174	H	Fresno St.	77 68
												186	A	Utah St.	78 82
												197	A	Nebraska	61 83
												244	H	Pacific	96 99
												248	A	Hawaii	77 61
												257	A	San Diego St.	99 90
												257	H	San Diego St.	81 80
												281	A	Nevada	85 108
												281	H	Nevada	107 84
												321	A	Air Force	83 67
												321	H	Air Force	86 74
LAST 12 Division I GAMES:															
				87	H	Wyoming	59 68	91	H	UNLV	55 63				
				281	A	Nevada	85 108	257	A	San Diego St.	99 90				
				67	H	Boise St.	61 69	150	H	New Mexico	72 82				
				186	A	Utah St.	78 82	91	A	UNLV	76 65				
				321	A	Air Force	83 67	49	H	Colorado St.	56 68				
				174	H	Fresno St.	77 68	67	A	Boise St.	64 86				

Non-Div I Games: Stanislaus St. 90 85

San Jose St.

Loss, Non-Conf, S Site, H Home A Away N Neutral



Santa Clara

Through Games Of March 5, 2017

Average RPI Win:	204	WON-LOST	WINNING	LAST 10	STRENGTH OF	OPP. STRENGTH	TEAM	ADJ.	CONF.	ADJ CONF.
Average RPI Loss:	117	RECORD	PCT. RANK	GAMES	SCHEDULE	OF SCHEDULE	RPI	RPI	RPI	RPI
DIV. I ONLY	13- 16	204	5- 5	96	156	159	159	15	15	
DIV. I NON-CONF.	4- 6	209	0- 1	20	125	96	96	13	13	
TOTALS	RPI 1-25	RPI 26-50	W-L RECORDS	RPI 51-100	RPI 101-150	RPI 150+				
13- 16	0- 0	1- 1	OVERALL	1- 7	2- 4	9- 4				
7- 4	0- 0	0- 0	HOME	1- 2	1- 1	5- 1				
4- 8	0- 0	0- 0	AWAY	0- 0	0- 0	4- 0				
2- 4	0- 0	1- 1	NEUTRAL	0- 2	1- 1	0- 0				
4- 6	0- 0	1- 1	NON-CONFERENCE	0- 4	1- 0	2- 1				
1- 1	0- 0	0- 0	HOME	0- 1	0- 0	1- 0				
1- 2	0- 0	0- 0	AWAY	0- 1	0- 0	1- 1				
2- 3	0- 0	1- 1	NEUTRAL	0- 2	1- 0	0- 0				
9- 10	0- 0	0- 0	CONFERENCE	1- 3	1- 4	7- 3				
6- 3	0- 0	0- 0	HOME	1- 1	1- 1	4- 1				
3- 6	0- 0	0- 0	AWAY	0- 2	0- 2	3- 2				
0- 1	0- 0	0- 0	NEUTRAL	0- 0	0- 1	0- 0				

RPI S	Opponent	Score	RPI S	Opponent	Score	RPI S	Opponent	Score	RPI S	Opponent	Score	Team's RPI: 159
29 N	South Fla.	54 63	53 A	California	58 73	116 A	St. Mary's (CA)	53 55				
32 N	Marquette	65 62	68 H	Northwestern	75 87	116 H	St. Mary's (CA)	58 73				
			76 A	Gonzaga	39 51	116 N	St. Mary's (CA)	57 60				
			76 H	Gonzaga	49 50	138 A	San Francisco	68 77				
			78 N	Montana St.	50 77	138 H	San Francisco	74 61				
			80 N	Oklahoma St.	53 67	140 N	New Mexico St.	60 46				
			82 A	BYU	66 72	168 H	Idaho St.	82 78				
			82 H	BYU	64 63	201 A	Loyola Marymount	50 61				
						201 H	Loyola Marymount	71 64				
						207 A	San Jose St.	64 75				
						217 A	San Diego	58 60				
						217 H	San Diego	56 57				
						232 A	UC Santa Barbara	69 58				
						244 A	Pacific	61 51				
						244 H	Pacific	68 51				
						276 A	Portland	56 44				
						276 H	Portland	68 56				
						311 A	Pepperdine	69 48				
						311 H	Pepperdine	61 40				
LAST 12 Division I GAMES:												
116 N	St. Mary's (CA)	57 60	244 H	Pacific	68 51							
29 N	South Fla.	54 63	138 H	San Francisco	74 61							
116 H	St. Mary's (CA)	58 73	76 H	Gonzaga	49 50							
244 A	Pacific	61 51	276 H	Portland	68 56							
217 A	San Diego	58 60	116 A	St. Mary's (CA)	53 55							
311 A	Pepperdine	69 48	82 A	BYU	66 72							

Non-Div I Games: UC Santa Cruz 85 39

Santa Clara

Loss, Non-Conf, S Site, H Home A Away N Neutral



Average RPI Win:	291	WON-LOST	WINNING	LAST 10	STRENGTH OF	OPP. STRENGTH	TEAM	ADJ.	CONF.	ADJ CONF.
Average RPI Loss:	186	RECORD	PCT. RANK	GAMES	SCHEDULE	OF SCHEDULE	RPI	RPI	RPI	RPI
DIV. I ONLY	9- 18	263	4- 5	279	316	303	303	32	32	
DIV. I NON-CONF.	1- 10	325	0- 0	64	73	277	277	31	31	
TOTALS	RPI 1-25	RPI 26-50	W-L RECORDS	RPI 51-100	RPI 101-150	RPI 150+				
9- 18	0- 2	0- 1	OVERALL	0- 2	0- 1	9- 12				
7- 6	0- 1	0- 0	HOME	0- 1	0- 0	7- 4				
2- 12	0- 1	0- 1	AWAY	0- 1	0- 1	2- 8				
0- 0	0- 0	0- 0	NEUTRAL	0- 0	0- 0	0- 0				
1- 10	0- 2	0- 1	NON-CONFERENCE	0- 2	0- 1	1- 4				
1- 4	0- 1	0- 0	HOME	0- 1	0- 0	1- 2				
0- 6	0- 1	0- 1	AWAY	0- 1	0- 1	0- 2				
0- 0	0- 0	0- 0	NEUTRAL	0- 0	0- 0	0- 0				
8- 8	0- 0	0- 0	CONFERENCE	0- 0	0- 0	8- 8				
6- 2	0- 0	0- 0	HOME	0- 0	0- 0	6- 2				
2- 6	0- 0	0- 0	AWAY	0- 0	0- 0	2- 6				
0- 0	0- 0	0- 0	NEUTRAL	0- 0	0- 0	0- 0				

RPI 1-25				RPI 26-50				RPI 51-100				RPI 101+ Team's RPI: 303			
RPI	S	Opponent	Score	RPI	S	Opponent	Score	RPI	S	Opponent	Score	RPI	S	Opponent	Score
3	H	South Carolina	30 70	45	A	Auburn	46 75	59	A	Iowa St.	51 74	104	A	FGCU	40 89
10	A	Washington	36 87					97	H	Jacksonville	40 55	169	A	Hampton	46 75
												169	H	Hampton	55 51
												177	H	Bethune-Cookman	31 38
												198	A	Seton Hall	60 74
												211	H	Alabama St.	54 39
												216	A	Howard	49 55
												231	H	Ga. Southern	45 50
												251	H	Jacksonville St.	57 64
												267	A	UMES	59 58
												273	A	Norfolk St.	55 61
												273	H	Norfolk St.	59 53
												275	A	Kennesaw St.	60 72
												286	H	Coppin St.	47 59
												296	A	N.C. A&T	54 89
												328	A	Morgan St.	43 50
												328	H	Morgan St.	66 62
												331	H	Florida A&M	56 52
												333	A	N.C. Central	51 58
												347	H	Delaware St.	64 57
												348	A	South Carolina St.	60 49
												348	H	South Carolina St.	53 45
LAST 12 Division I GAMES:															
348	H	South Carolina St.	53 45	169	H	Hampton	55 51								
333	A	N.C. Central	51 58	267	A	UMES	59 58								
296	A	N.C. A&T	54 89	216	A	Howard	49 55								
286	H	Coppin St.	47 59	347	H	Delaware St.	64 57								
328	A	Morgan St.	43 50	328	H	Morgan St.	66 62								
273	H	Norfolk St.	59 53	348	A	South Carolina St.	60 49								

Non-Div I Games: Columbia (SC) 68 52 Allen 91 48

Savannah St.

Loss, Non-Conf, S Site, H Home A Away N Neutral



Average RPI Win:	293	WON-LOST	WINNING	LAST 10	STRENGTH OF	OPP. STRENGTH	TEAM	ADJ.	CONF.	ADJ CONF.
Average RPI Loss:	145	RECORD	PCT. RANK	GAMES	SCHEDULE	OF SCHEDULE	RPI	RPI	RPI	RPI
DIV. I ONLY	13- 16	204	6- 4	200	305	213	213	29	29	
DIV. I NON-CONF.	3- 12	288	0- 0	117	247	268	268	29	29	
TOTALS	RPI 1-25	RPI 26-50	W-L RECORDS	RPI 51-100	RPI 101-150	RPI 150+				
13- 16	0- 1	0- 1	OVERALL	0- 2	0- 5	13- 7				
7- 7	0- 1	0- 0	HOME	0- 0	0- 2	7- 4				
6- 9	0- 0	0- 1	AWAY	0- 2	0- 3	6- 3				
0- 0	0- 0	0- 0	NEUTRAL	0- 0	0- 0	0- 0				
3- 12	0- 1	0- 1	NON-CONFERENCE	0- 2	0- 3	3- 5				
2- 5	0- 1	0- 0	HOME	0- 0	0- 1	2- 3				
1- 7	0- 0	0- 1	AWAY	0- 2	0- 2	1- 2				
0- 0	0- 0	0- 0	NEUTRAL	0- 0	0- 0	0- 0				
10- 4	0- 0	0- 0	CONFERENCE	0- 0	0- 2	10- 2				
5- 2	0- 0	0- 0	HOME	0- 0	0- 1	5- 1				
5- 2	0- 0	0- 0	AWAY	0- 0	0- 1	5- 1				
0- 0	0- 0	0- 0	NEUTRAL	0- 0	0- 0	0- 0				

RPI 1-25				RPI 26-50				RPI 51-100				RPI 101+ Team's RPI: 213			
RPI	S	Opponent	Score	RPI	S	Opponent	Score	RPI	S	Opponent	Score	RPI	S	Opponent	Score
10	H	Washington	64 94	49	A	Colorado St.	62 66	67	A	Boise St.	68 73	101	A	SMU	43 77
								78	A	Montana St.	56 75	138	A	San Francisco	59 73
												140	A	New Mexico St.	69 73
												140	H	New Mexico St.	61 64
												142	H	Idaho	64 68
												157	H	CSUN	64 68
												179	A	UC Riverside	54 58
												201	H	Loyola Marymount	59 62
												217	A	San Diego	44 67
												222	A	UTRGV	67 54
												222	H	UTRGV	57 58
												232	H	UC Santa Barbara	58 53
												233	H	Portland St.	71 79
												246	A	Grand Canyon	77 82
												246	H	Grand Canyon	86 60
												250	A	CSU Bakersfield	63 52
												250	H	CSU Bakersfield	54 47
												308	A	Denver	75 72
												311	A	UMKC	75 65
												311	H	UMKC	74 52
												325	H	Montana	60 44
												335	A	Utah Valley	69 51
												335	H	Utah Valley	65 55
												345	A	Chicago St.	64 51
												345	H	Chicago St.	82 53
LAST 12 Division I GAMES:															
335	H	Utah Valley	65 55	345	H	Chicago St.	82 53								
140	H	New Mexico St.	61 64	335	A	Utah Valley	69 51								
222	H	UTRGV	57 58	222	A	UTRGV	67 54								
250	A	CSU Bakersfield	63 52	140	A	New Mexico St.	69 73								
246	A	Grand Canyon	77 82	246	H	Grand Canyon	86 60								
311	H	UMKC	74 52	345	A	Chicago St.	64 51								

Non-Div I Games:

Seattle U

■ Loss, 
 ■ Non-Conf, 
 ■ S Site, 
 ■ H Home 
 ■ A Away 
 N Neutral



Average RPI Win:	205	WON-LOST	WINNING	LAST 10	STRENGTH OF	OPP. STRENGTH	TEAM	ADJ.	CONF.	ADJ CONF.
Average RPI Loss:	85	RECORD	PCT. RANK	GAMES	SCHEDULE	OF SCHEDULE	RPI	RPI	RPI	RPI
DIV. I ONLY	12- 19	238	2- 8	106	78	198	198	7	7	
DIV. I NON-CONF.	7- 4	114	0- 0	252	154	167	167	7	7	
TOTALS	RPI 1-25	RPI 26-50	W-L RECORDS	RPI 51-100	RPI 101-150	RPI 150+				
12- 19	0- 5	0- 2	OVERALL	2- 7	1- 1	9- 4				
10- 6	0- 2	0- 1	HOME	2- 3	1- 0	7- 0				
1- 12	0- 2	0- 1	AWAY	0- 4	0- 1	1- 4				
1- 1	0- 1	0- 0	NEUTRAL	0- 0	0- 0	1- 0				
7- 4	0- 0	0- 0	NON-CONFERENCE	1- 2	1- 1	5- 1				
6- 1	0- 0	0- 0	HOME	1- 1	1- 0	4- 0				
1- 3	0- 0	0- 0	AWAY	0- 1	0- 1	1- 1				
0- 0	0- 0	0- 0	NEUTRAL	0- 0	0- 0	0- 0				
5- 15	0- 5	0- 2	CONFERENCE	1- 5	0- 0	4- 3				
4- 5	0- 2	0- 1	HOME	1- 2	0- 0	3- 0				
0- 9	0- 2	0- 1	AWAY	0- 3	0- 0	0- 3				
1- 1	0- 1	0- 0	NEUTRAL	0- 0	0- 0	1- 0				

RPI 1-25				RPI 26-50				RPI 51-100				RPI 101+ Team's RPI: 198			
RPI	S	Opponent	Score	RPI	S	Opponent	Score	RPI	S	Opponent	Score	RPI	S	Opponent	Score
17	A	DePaul	60 <b>86</b>	32	A	Marquette	60 <b>103</b>	62	A	Villanova	52 <b>69</b>	105	H	Rider	89 81
17	H	DePaul	65 <b>96</b>	32	H	Marquette	77 <b>83</b>	62	H	Villanova	52 <b>87</b>	115	A	Princeton	67 <b>94</b>
17	N	DePaul	60 <b>92</b>					64	A	St. John's (NY)	71 <b>77</b>	175	H	Boston College	71 66
22	A	Creighton	44 <b>61</b>					64	H	St. John's (NY)	64 59	194	A	Providence	57 <b>74</b>
22	H	Creighton	60 <b>70</b>					65	A	Georgetown	58 <b>77</b>	194	H	Providence	55 43
								65	H	Georgetown	60 <b>77</b>	194	N	Providence	73 60
								69	A	Minnesota	57 <b>90</b>	202	A	Xavier	64 <b>72</b>
								83	H	UT Arlington	61 <b>86</b>	202	H	Xavier	71 62
								88	H	Wake Forest	70 63	224	A	Rutgers	45 <b>53</b>
												230	A	Marist	76 63
												260	A	Butler	58 <b>79</b>
												260	H	Butler	65 63
												303	H	Savannah St.	74 60
												306	H	Central Conn. St.	78 70
												336	H	LIU Brooklyn	77 59
LAST 12 Division I GAMES:															
17	N	DePaul	60 <b>92</b>	65	H	Georgetown	60 <b>77</b>								
194	N	Providence	73 60	17	A	DePaul	60 <b>86</b>								
64	A	St. John's (NY)	71 <b>77</b>	32	A	Marquette	60 <b>103</b>								
194	A	Providence	57 <b>74</b>	260	H	Butler	65 63								
22	A	Creighton	44 <b>61</b>	202	H	Xavier	71 62								
62	H	Villanova	52 <b>87</b>	22	H	Creighton	60 <b>70</b>								

Non-Div I Games:

Seton Hall

■ Loss, 
■ Non-Conf, 
■ S Site, 
■ H Home 
■ A Away 
N Neutral



Average RPI Win: <b>239</b>	WON-LOST	WINNING	LAST 10	STRENGTH OF	OPP. STRENGTH	TEAM	ADJ.	CONF.	ADJ CONF.
Average RPI Loss: <b>125</b>	RECORD	PCT. RANK	GAMES	SCHEDULE	OF SCHEDULE	RPI	RPI	RPI	RPI
DIV. I ONLY	<b>14- 16</b>	<b>192</b>	<b>6- 4</b>	<b>128</b>	<b>221</b>	<b>176</b>	<b>176</b>	<b>18</b>	<b>18</b>
DIV. I NON-CONF.	<b>1- 8</b>	<b>314</b>	<b>0- 0</b>	<b>32</b>	<b>212</b>	<b>256</b>	<b>256</b>	<b>17</b>	<b>17</b>
TOTALS	RPI 1-25	RPI 26-50	W-L RECORDS	RPI 51-100	RPI 101-150	RPI 150+			
14- 16	0- 0	0- 4	OVERALL	0- 1	2- 5	12- 6			
8- 7	0- 0	0- 2	HOME	0- 1	1- 2	7- 2			
6- 9	0- 0	0- 2	AWAY	0- 0	1- 3	5- 4			
0- 0	0- 0	0- 0	NEUTRAL	0- 0	0- 0	0- 0			
1- 8	0- 0	0- 2	NON-CONFERENCE	0- 1	0- 2	1- 3			
1- 3	0- 0	0- 1	HOME	0- 1	0- 0	1- 1			
0- 5	0- 0	0- 1	AWAY	0- 0	0- 2	0- 2			
0- 0	0- 0	0- 0	NEUTRAL	0- 0	0- 0	0- 0			
13- 8	0- 0	0- 2	CONFERENCE	0- 0	2- 3	11- 3			
7- 4	0- 0	0- 1	HOME	0- 0	1- 2	6- 1			
6- 4	0- 0	0- 1	AWAY	0- 0	1- 1	5- 2			
0- 0	0- 0	0- 0	NEUTRAL	0- 0	0- 0	0- 0			

RPI S	Opponent	Score	RPI S	Opponent	Score	RPI S	Opponent	Score	RPI S	Opponent	Score	Team's RPI: 176
			30	A Syracuse	65 <b>102</b>	75	H New Hampshire	67 <b>77</b>	104	A FGCU	42 <b>66</b>	
			39	A Quinnipiac	47 <b>73</b>				105	A Rider	70 <b>72</b>	
			39	H Quinnipiac	60 <b>76</b>				105	H Rider	61 <b>62</b>	
			43	H Harvard	58 <b>65</b>				112	A Albany (NY)	86 <b>88</b>	
									146	A Iona	58 46	
									146	H Iona	57 53	
									146	H Iona	47 <b>67</b>	
									152	A Northeastern	50 <b>61</b>	
									159	A Fairfield	57 <b>61</b>	
									159	H Fairfield	67 52	
									184	H Hartford	76 <b>80</b>	
									193	A Sacred Heart	58 <b>62</b>	
									215	A Monmouth	91 86	
									215	H Monmouth	85 76	
									230	A Marist	69 68	
									230	H Marist	59 <b>70</b>	
									253	A Canisius	77 67	
									253	H Canisius	67 42	
									266	A Niagara	70 68	
									266	H Niagara	71 53	
									274	H Colgate	71 63	
									277	A Manhattan	66 <b>68</b>	
									277	H Manhattan	67 62	
									326	A Saint Peter's	76 60	
									326	H Saint Peter's	80 55	
LAST 12 Division I GAMES:												
			146	H Iona	47 <b>67</b>	277	H Manhattan	67 62				
			146	H Iona	57 53	105	A Rider	70 <b>72</b>				
			326	A Saint Peter's	76 60	230	H Marist	59 <b>70</b>				
			253	A Canisius	77 67	215	A Monmouth	91 86				
			266	A Niagara	70 68	253	H Canisius	67 42				
			39	H Quinnipiac	60 <b>76</b>	230	A Marist	69 68				

Non-Div I Games:

Siena

■ Loss, 
 ■ Non-Conf, 
 ■ S Site, 
 ■ Home 
 ■ A Away 
 N Neutral



Average RPI Win:	263	WON-LOST	WINNING	LAST 10	STRENGTH OF	OPP. STRENGTH	TEAM	ADJ.	CONF.	ADJ CONF.
Average RPI Loss:	139	RECORD	PCT. RANK	GAMES	SCHEDULE	OF SCHEDULE	RPI	RPI	RPI	RPI
DIV. I ONLY	8- 19	282	3- 7	133	232	252	252	22	22	
DIV. I NON-CONF.	3- 6	230	0- 0	90	214	190	190	19	19	
TOTALS	RPI 1-25	RPI 26-50	W-L RECORDS	RPI 51-100	RPI 101-150	RPI 150+				
8- 19	0- 0	0- 3	OVERALL	0- 5	0- 3	8- 8				
3- 9	0- 0	0- 2	HOME	0- 1	0- 2	3- 4				
4- 9	0- 0	0- 1	AWAY	0- 3	0- 1	4- 4				
1- 1	0- 0	0- 0	NEUTRAL	0- 1	0- 0	1- 0				
3- 6	0- 0	0- 1	NON-CONFERENCE	0- 3	0- 1	3- 1				
1- 2	0- 0	0- 1	HOME	0- 0	0- 1	1- 0				
1- 3	0- 0	0- 0	AWAY	0- 2	0- 0	1- 1				
1- 1	0- 0	0- 0	NEUTRAL	0- 1	0- 0	1- 0				
5- 13	0- 0	0- 2	CONFERENCE	0- 2	0- 2	5- 7				
2- 7	0- 0	0- 1	HOME	0- 1	0- 1	2- 4				
3- 6	0- 0	0- 1	AWAY	0- 1	0- 1	3- 3				
0- 0	0- 0	0- 0	NEUTRAL	0- 0	0- 0	3- 0				

RPI S	Opponent	Score	RPI S	Opponent	Score	RPI S	Opponent	Score	RPI S	Opponent	Score	Team's RPI: 252
37	H North Carolina St.	31 74	83	A UT Arlington	41 53	120	H Southern Miss.	48 57				
46	A Little Rock	54 71	83	H UT Arlington	49 73	125	A Troy	71 75				
46	H Little Rock	44 50	86	N Florida	33 85	125	H Troy	57 73				
			94	A UCF	58 70	153	A Louisiana	38 62				
			97	A Jacksonville	55 62	164	A Texas St.	39 55				
						164	H Texas St.	44 57				
						172	A UAB	41 66				
						220	A New Orleans	65 62				
						224	H Appalachian St.	54 41				
						226	H Southern U.	55 48				
						231	A Ga. Southern	55 46				
						231	H Ga. Southern	45 53				
						245	H Coastal Caro.	45 61				
						255	A Georgia St.	77 47				
						255	H Georgia St.	45 55				
						295	N North Florida	62 55				
						322	A Arkansas St.	53 56				
						322	H Arkansas St.	71 49				
						330	A La.-Monroe	74 44				
LAST 12 Division I GAMES:												
322	H Arkansas St.	71 49	330	A La.-Monroe	74 44							
46	H Little Rock	44 50	153	A Louisiana	38 62							
83	A UT Arlington	41 53	125	A Troy	71 75							
164	A Texas St.	39 55	231	H Ga. Southern	45 53							
224	H Appalachian St.	54 41	255	H Georgia St.	45 55							
245	H Coastal Caro.	45 61	46	A Little Rock	54 71							

Non-Div I Games: Spring Hill 38 33 William Carey 62 39

South Ala.

■ Loss, 
 ■ Non-Conf, S Site, 
 ■ Home 
 ■ Away 
 N Neutral



## South Carolina

Through Games Of March 5, 2017

Average RPI Win:	83	WON-LOST	WINNING	LAST 10	STRENGTH OF	OPP. STRENGTH	TEAM	ADJ.	CONF.	ADJ CONF.
Average RPI Loss:	14	RECORD	PCT. RANK	GAMES	SCHEDULE	OF SCHEDULE	RPI	RPI	RPI	RPI
DIV. I ONLY	27- 4	7	8- 2	4	1	3	3	2	2	
DIV. I NON-CONF.	10- 2	32	0- 1	12	2	3	3	2	2	
TOTALS	RPI 1-25	RPI 26-50	W-L RECORDS	RPI 51-100	RPI 101-150	RPI 150+				
27- 4	10- 4	3- 0	OVERALL	5- 0	5- 0	4- 0				
13- 1	3- 1	1- 0	HOME	2- 0	5- 0	2- 0				
10- 3	4- 3	2- 0	AWAY	2- 0	0- 0	2- 0				
4- 0	3- 0	0- 0	NEUTRAL	1- 0	0- 0	0- 0				
10- 2	4- 2	0- 0	NON-CONFERENCE	1- 0	2- 0	3- 0				
6- 0	1- 0	0- 0	HOME	1- 0	2- 0	2- 0				
3- 2	2- 2	0- 0	AWAY	0- 0	0- 0	1- 0				
1- 0	1- 0	0- 0	NEUTRAL	0- 0	0- 0	0- 0				
17- 2	6- 2	3- 0	CONFERENCE	4- 0	3- 0	1- 0				
7- 1	2- 1	1- 0	HOME	1- 0	3- 0	0- 0				
7- 1	2- 1	2- 0	AWAY	2- 0	0- 0	1- 0				
3- 0	2- 0	0- 0	NEUTRAL	1- 0	0- 0	0- 0				

RPI	S	Opponent	Score	RPI	S	Opponent	Score	RPI	S	Opponent	Score	RPI	S	Opponent	Score
1	A	UConn	55 66	36	A	LSU	84 61	69	H	Minnesota	98 58	110	H	Vanderbilt	82 51
6	H	Mississippi St.	64 61	45	A	Auburn	73 47	84	A	Georgia	62 44	111	H	Clemson	83 61
6	N	Mississippi St.	59 49	45	H	Auburn	60 41	84	H	Georgia	66 63	118	H	Ole Miss	65 46
8	A	Duke	63 74					84	N	Georgia	72 48	127	H	Maine	79 42
9	H	UCLA	66 57					86	A	Florida	81 62	132	H	Alabama	93 45
11	N	Louisville	83 59									169	H	Hampton	92 38
13	A	Texas	76 67									171	A	Arkansas	79 49
14	A	Kentucky	75 63									303	A	Savannah St.	70 30
14	H	Kentucky	95 87									326	H	Saint Peter's	93 38
14	N	Kentucky	89 77												
21	H	Tennessee	74 76												
23	A	Texas A&M	80 64												
24	A	Missouri	60 62												
25	A	Ohio St.	92 80												
LAST 12 Division I GAMES:															
		6 N Mississippi St.	59 49			110 H Vanderbilt	82 51								
		14 N Kentucky	89 77			1 A UConn	55 66								
		84 N Georgia	72 48			45 H Auburn	60 41								
		14 H Kentucky	95 87			171 A Arkansas	79 49								
		23 A Texas A&M	80 64			14 A Kentucky	75 63								
		24 A Missouri	60 62			21 H Tennessee	74 76								

Non-Div I Games:

South Carolina

■ Loss, 
 ■ Non-Conf, S Site, 
 ■ Home 
 ■ Away 
 N Neutral



Average RPI Win:	312	WON-LOST	WINNING	LAST 10	STRENGTH OF	OPP. STRENGTH	TEAM	ADJ.	CONF.	ADJ CONF.
Average RPI Loss:	244	RECORD	PCT. RANK	GAMES	SCHEDULE	OF SCHEDULE	RPI	RPI	RPI	RPI
DIV. I ONLY	3- 22	337	1- 9	348	328	348	348	32	32	
DIV. I NON-CONF.	1- 8	314	0- 0	336	220	343	343	31	31	
TOTALS	RPI 1-25	RPI 26-50	W-L RECORDS	RPI 51-100	RPI 101-150	RPI 150+				
3- 22	0- 0	0- 0	OVERALL	0- 1	0- 2	3- 19				
1- 8	0- 0	0- 0	HOME	0- 0	0- 0	1- 8				
2- 13	0- 0	0- 0	AWAY	0- 1	0- 2	2- 10				
0- 1	0- 0	0- 0	NEUTRAL	0- 0	0- 0	0- 1				
1- 8	0- 0	0- 0	NON-CONFERENCE	0- 1	0- 2	1- 5				
0- 1	0- 0	0- 0	HOME	0- 0	0- 0	0- 1				
1- 6	0- 0	0- 0	AWAY	0- 1	0- 2	1- 3				
0- 1	0- 0	0- 0	NEUTRAL	0- 0	0- 0	0- 1				
2- 14	0- 0	0- 0	CONFERENCE	0- 0	0- 0	2- 14				
1- 7	0- 0	0- 0	HOME	0- 0	0- 0	1- 7				
1- 7	0- 0	0- 0	AWAY	0- 0	0- 0	1- 7				
0- 0	0- 0	0- 0	NEUTRAL	0- 0	0- 0	0- 0				

RPI S	Opponent	Score	RPI S	Opponent	Score	RPI S	Opponent	Score	RPI S	Opponent	Score	Team's RPI: 348
						84	A Georgia	50 64	111	A Clemson	36 56	
									119	A North Carolina	49 82	
									169	A Hampton	46 80	
									169	H Hampton	50 51	
									177	H Bethune-Cookman	34 64	
									216	A Howard	57 75	
									231	A Ga. Southern	58 74	
									237	A Wofford	65 66	
									245	N Coastal Caro.	54 63	
									256	A Charleston So.	62 67	
									267	A UMES	67 60	
									273	A Norfolk St.	68 83	
									273	H Norfolk St.	53 68	
									286	A Coppin St.	54 70	
									286	H Coppin St.	63 66	
									296	A N.C. A&T	54 66	
									303	A Savannah St.	45 53	
									303	H Savannah St.	49 60	
									316	H USC Upstate	67 73	
									328	H Morgan St.	50 46	
									331	H Florida A&M	61 81	
									333	A N.C. Central	41 52	
									342	A Winthrop	63 55	
									347	H Delaware St.	70 72	
LAST 12 Division I GAMES:												
303	A	Savannah St.	45	53	169	H	Hampton	50	51			
331	H	Florida A&M	61	81	273	H	Norfolk St.	53	68			
286	H	Coppin St.	63	66	216	A	Howard	57	75			
273	A	Norfolk St.	68	83	267	A	UMES	67	60			
296	A	N.C. A&T	54	66	169	A	Hampton	46	80			
333	A	N.C. Central	41	52	328	H	Morgan St.	50	46			

Non-Div I Games: St. Andrews 72 35 Morris 85 57

South Carolina St.

Loss, Non-Conf, S Site, H Home A Away N Neutral



# South Dakota

Through Games Of March 5, 2017

Average RPI Win:	189	WON-LOST	WINNING	LAST 10	STRENGTH OF	OPP. STRENGTH	TEAM	ADJ.	CONF.	ADJ CONF.
Average RPI Loss:	118	RECORD	PCT. RANK	GAMES	SCHEDULE	OF SCHEDULE	RPI	RPI	RPI	RPI
DIV. I ONLY	20- 8	60	5- 5	167	134	72	72	11	11	
DIV. I NON-CONF.	9- 2	37	0- 0	158	159	40	40	10	10	
TOTALS	RPI 1-25	RPI 26-50	W-L RECORDS	RPI 51-100	RPI 101-150	RPI 150+				
20- 8	0- 0	1- 1	OVERALL	3- 4	3- 1	13- 2				
10- 1	0- 0	1- 0	HOME	2- 1	1- 0	6- 0				
7- 6	0- 0	0- 1	AWAY	0- 3	2- 0	5- 2				
3- 1	0- 0	0- 0	NEUTRAL	1- 0	0- 1	2- 0				
9- 2	0- 0	0- 0	NON-CONFERENCE	2- 1	1- 0	6- 1				
3- 0	0- 0	0- 0	HOME	1- 0	0- 0	2- 0				
3- 2	0- 0	0- 0	AWAY	0- 1	1- 0	2- 1				
3- 0	0- 0	0- 0	NEUTRAL	1- 0	0- 0	2- 0				
11- 6	0- 0	1- 1	CONFERENCE	1- 3	2- 1	7- 1				
7- 1	0- 0	1- 0	HOME	1- 1	1- 0	4- 0				
4- 4	0- 0	0- 1	AWAY	0- 2	1- 0	3- 1				
0- 1	0- 0	0- 0	NEUTRAL	0- 0	0- 1	0- 0				

RPI S	Opponent	Score	RPI S	Opponent	Score	RPI S	Opponent	Score	RPI S	Opponent	Score
31	A South Dakota St.	58 70	31	H South Dakota St.	65 62	66	A IUPUI	42 63	141	A Tulsa	71 68
						66	H IUPUI	75 62	143	A Omaha	60 52
						74	A Western Ill.	75 81	143	H Omaha	91 56
						74	H Western Ill.	78 86	143	N Omaha	58 64
						87	A Wyoming	62 69	155	A Oral Roberts	69 47
						89	N Northern Ill.	97 83	155	H Oral Roberts	79 50
						99	H SFA	80 74	165	N Southern Ill.	68 57
									171	A Arkansas	67 70
									179	A UC Riverside	61 55
									205	H Illinois	77 68
									206	N SIUE	75 68
									207	H San Jose St.	84 69
									250	A CSU Bakersfield	75 60
									299	A North Dakota St.	73 83
									299	H North Dakota St.	80 48
									308	A Denver	53 44
									308	H Denver	70 64
									315	A Fort Wayne	82 55
									315	H Fort Wayne	87 59
LAST 12 Division I GAMES:											
143	N Omaha	58 64	31	A South Dakota St.	58 70						
74	A Western Ill.	75 81	308	A Denver	53 44						
66	A IUPUI	42 63	74	H Western Ill.	78 86						
143	H Omaha	91 56	299	H North Dakota St.	80 48						
155	H Oral Roberts	79 50	315	H Fort Wayne	87 59						
315	A Fort Wayne	82 55	143	A Omaha	60 52						

Non-Div I Games: Concordia-St. Paul 83 58 Northwestern (IA) 100 57

South Dakota

Loss, Non-Conf, S Site, H Home A Away N Neutral



Average RPI Win:	180	WON-LOST	WINNING	LAST 10	STRENGTH OF	OPP. STRENGTH	TEAM	ADJ.	CONF.	ADJ CONF.
Average RPI Loss:	59	RECORD	PCT. RANK	GAMES	SCHEDULE	OF SCHEDULE	RPI	RPI	RPI	RPI
DIV. I ONLY	22- 7	39	7- 3	75	108	31	31	11	11	
DIV. I NON-CONF.	9- 3	63	0- 0	21	39	11	11	10	10	
TOTALS	RPI 1-25	RPI 26-50	W-L RECORDS	RPI 51-100	RPI 101-150	RPI 150+				
22- 7	1- 2	1- 1	OVERALL	5- 3	2- 1	13- 0				
12- 1	1- 0	0- 1	HOME	4- 0	1- 0	6- 0				
8- 6	0- 2	1- 0	AWAY	1- 3	1- 1	5- 0				
2- 0	0- 0	0- 0	NEUTRAL	0- 0	0- 0	2- 0				
9- 3	1- 2	1- 1	NON-CONFERENCE	2- 0	1- 0	4- 0				
4- 1	1- 0	0- 1	HOME	1- 0	0- 0	2- 0				
4- 2	0- 2	1- 0	AWAY	1- 0	1- 0	1- 0				
1- 0	0- 0	0- 0	NEUTRAL	0- 0	0- 0	1- 0				
13- 4	0- 0	0- 0	CONFERENCE	3- 3	1- 1	9- 0				
8- 0	0- 0	0- 0	HOME	3- 0	1- 0	4- 0				
4- 4	0- 0	0- 0	AWAY	0- 3	0- 1	4- 0				
1- 0	0- 0	0- 0	NEUTRAL	0- 0	0- 0	1- 0				

RPI 1-25				RPI 26-50				Team's RPI: 31	RPI 51-100				RPI 101+			
RPI	S	Opponent	Score	RPI	S	Opponent	Score		RPI	S	Opponent	Score	RPI	S	Opponent	Score
11	A	Louisville	30 83	28	H	Green Bay	43 67		52	H	George Washington	60 55	114	A	North Dakota	83 72
19	A	Oklahoma	60 74	48	A	UNI	61 50		60	A	Iowa	66 64	143	A	Omaha	82 83
22	H	Creighton	63 56						66	A	IUPUI	59 64	143	H	Omaha	76 64
									66	H	IUPUI	68 49	155	A	Oral Roberts	78 57
									72	A	South Dakota	62 65	155	H	Oral Roberts	82 35
									72	H	South Dakota	70 58	155	N	Oral Roberts	65 50
									74	A	Western Ill.	77 83	182	A	Wichita St.	78 58
									74	H	Western Ill.	73 58	206	H	SIUE	82 49
													284	H	Ark.-Pine Bluff	103 45
													299	A	North Dakota St.	69 66
													299	H	North Dakota St.	70 44
													308	A	Denver	72 63
													308	H	Denver	78 54
													315	A	Fort Wayne	76 59
													315	H	Fort Wayne	73 51
													325	N	Montana	84 43
LAST 12 Division I GAMES:																
155	N	Oral Roberts	65 50	72	H	South Dakota	70 58									
308	H	Denver	78 54	299	H	North Dakota St.	70 44									
315	A	Fort Wayne	76 59	143	A	Omaha	82 83									
74	A	Western Ill.	77 83	74	H	Western Ill.	73 58									
66	A	IUPUI	59 64	308	A	Denver	72 63									
155	H	Oral Roberts	82 35	155	A	Oral Roberts	78 57									

Non-Div I Games:

South Dakota St.

■ Loss, 
 ■ Non-Conf, S Site, 
 ■ Home 
 ■ Away 
 N Neutral



Average RPI Win:	150	WON-LOST	WINNING	LAST 10	STRENGTH OF	OPP. STRENGTH	TEAM	ADJ.	CONF.	ADJ CONF.
Average RPI Loss:	59	RECORD	PCT. RANK	GAMES	SCHEDULE	OF SCHEDULE	RPI	RPI	RPI	RPI
DIV. I ONLY	24- 7	30	6- 4	59	60	29	29	5	5	
DIV. I NON-CONF.	11- 2	23	0- 0	148	137	54	54	5	5	
TOTALS	RPI 1-25	RPI 26-50	W-L RECORDS	RPI 51-100	RPI 101-150	RPI 150+				
24- 7	2- 4	0- 0	OVERALL	5- 1	6- 1	11- 1				
10- 4	0- 3	0- 0	HOME	2- 1	2- 0	6- 0				
8- 2	1- 1	0- 0	AWAY	1- 0	2- 0	4- 1				
6- 1	1- 0	0- 0	NEUTRAL	2- 0	2- 1	1- 0				
11- 2	0- 1	0- 0	NON-CONFERENCE	3- 0	2- 1	6- 0				
5- 1	0- 1	0- 0	HOME	1- 0	1- 0	3- 0				
2- 0	0- 0	0- 0	AWAY	0- 0	0- 0	2- 0				
4- 1	0- 0	0- 0	NEUTRAL	2- 0	1- 1	1- 0				
13- 5	2- 3	0- 0	CONFERENCE	2- 1	4- 0	5- 1				
5- 3	0- 2	0- 0	HOME	1- 1	1- 0	3- 0				
6- 2	1- 1	0- 0	AWAY	1- 0	2- 0	2- 1				
2- 0	1- 0	0- 0	NEUTRAL	0- 0	1- 0	0- 0				

RPI S	Opponent	Score	RPI S	Opponent	Score	Team's RPI: 29	RPI S	Opponent	Score	RPI S	Opponent	Score	RPI S	Opponent	Score
1	A UConn	37 102					73	A Tulane	62 53	101	A SMU	52 51			
1	H UConn	68 96					73	H Tulane	66 56	101	N SMU	62 55			
11	H Louisville	52 66					84	N Georgia	81 65	102	H Stetson	74 60			
18	A Temple	55 51					91	N UNLV	77 42	119	N North Carolina	83 55			
18	H Temple	71 77					94	H UCF	62 66	123	N Long Beach St.	68 73			
18	N Temple	63 58					97	H Jacksonville	64 52	141	A Tulsa	90 64			
										141	H Tulsa	84 68			
										159	N Santa Clara	63 54			
										162	A Memphis	57 62			
										162	H Memphis	79 49			
										166	A East Carolina	76 66			
										166	H East Carolina	79 48			
										173	A Houston	79 50			
										181	H Cincinnati	72 52			
										242	H Saint Francis (PA)	129 80			
										260	A Butler	74 59			
										295	H North Florida	78 42			
										307	H FIU	91 41			
										322	A Arkansas St.	78 59			
LAST 12 Division I GAMES:															
18	N Temple	63 58	94	H UCF	62 66										
101	N SMU	62 55	73	H Tulane	66 56										
1	H UConn	68 96	166	A East Carolina	76 66										
141	A Tulsa	90 64	162	A Memphis	57 62										
173	A Houston	79 50	181	H Cincinnati	72 52										
18	H Temple	71 77	18	A Temple	55 51										

Non-Div I Games:

South Fla.

■ Loss, 
 ■ Non-Conf, 
 ■ S Site, 
 ■ Home 
 ■ A Away 
 N Neutral



Average RPI Win:	268	WON-LOST	WINNING	LAST 10	STRENGTH OF	OPP. STRENGTH	TEAM	ADJ.	CONF.	ADJ CONF.
Average RPI Loss:	184	RECORD	PCT. RANK	GAMES	SCHEDULE	OF SCHEDULE	RPI	RPI	RPI	RPI
DIV. I ONLY	11- 17	232	5- 5	276	293	268	268	26	26	
DIV. I NON-CONF.	4- 7	224	0- 0	264	306	286	286	26	26	
TOTALS	RPI 1-25	RPI 26-50	W-L RECORDS	RPI 51-100	RPI 101-150	RPI 150+				
11- 17	0- 0	0- 0	OVERALL	0- 4	0- 0	11- 13				
4- 9	0- 0	0- 0	HOME	0- 2	0- 0	4- 7				
6- 6	0- 0	0- 0	AWAY	0- 1	0- 0	6- 5				
1- 2	0- 0	0- 0	NEUTRAL	0- 1	0- 0	1- 1				
4- 7	0- 0	0- 0	NON-CONFERENCE	0- 2	0- 0	4- 5				
2- 3	0- 0	0- 0	HOME	0- 2	0- 0	2- 1				
1- 3	0- 0	0- 0	AWAY	0- 0	0- 0	1- 3				
1- 1	0- 0	0- 0	NEUTRAL	0- 0	0- 0	1- 1				
7- 10	0- 0	0- 0	CONFERENCE	0- 2	0- 0	7- 8				
2- 6	0- 0	0- 0	HOME	0- 0	0- 0	2- 6				
5- 3	0- 0	0- 0	AWAY	0- 1	0- 0	5- 2				
0- 1	0- 0	0- 0	NEUTRAL	0- 1	0- 0	0- 0				

RPI S	Opponent	Score	RPI S	Opponent	Score	RPI S	Opponent	Score	RPI S	Opponent	Score	Team's RPI: 268
						57	A Belmont	77 89	153	N Louisiana	78 82	
						57	N Belmont	59 74	162	A Memphis	63 65	
						74	H Western Ill.	87 100	165	A Southern Ill.	70 77	
						95	H Saint Louis	50 89	180	H Morehead St.	72 82	
									181	H Cincinnati	75 83	
									202	A Xavier	48 54	
									206	A SIUE	69 70	
									206	H SIUE	78 74	
									219	A UT Martin	82 79	
									219	H UT Martin	73 82	
									239	A Evansville	76 74	
									251	A Jacksonville St.	65 58	
									254	A Tennessee St.	75 67	
									263	A Austin Peay	74 84	
									263	H Austin Peay	64 74	
									264	A Murray St.	80 67	
									264	H Murray St.	79 70	
									270	H Eastern Ky.	63 74	
									282	H Tennessee Tech	63 74	
									297	H Lipscomb	79 63	
									300	A Eastern Ill.	107 65	
									300	H Eastern Ill.	62 71	
									304	N Alcorn	68 50	
									349	H Alabama A&M	75 47	
LAST 12 Division I GAMES:												
			57	N Belmont	59 74	180	H Morehead St.	72 82				
			263	H Austin Peay	64 74	251	A Jacksonville St.	65 58				
			264	A Murray St.	80 67	263	A Austin Peay	74 84				
			219	H UT Martin	73 82	264	H Murray St.	79 70				
			300	A Eastern Ill.	107 65	300	H Eastern Ill.	62 71				
			206	H SIUE	78 74	206	A SIUE	69 70				

Non-Div I Games: Hannibal-La Grange 99 52 Stephens College 107 59

Southeast Mo. St.

■ Loss, 
 ■ Non-Conf, 
 ■ S Site, 
 ■ Home 
 ■ A Away 
 N Neutral



Average RPI Win:	257	WON-LOST	WINNING	LAST 10	STRENGTH OF	OPP. STRENGTH	TEAM	ADJ.	CONF.	ADJ CONF.
Average RPI Loss:	197	RECORD	PCT. RANK	GAMES	SCHEDULE	OF SCHEDULE	RPI	RPI	RPI	RPI
DIV. I ONLY	4- 24	331	1- 9	224	295	329	329	27	27	
DIV. I NON-CONF.	1- 9	323	0- 0	69	203	282	282	27	27	
TOTALS	RPI 1-25	RPI 26-50	W-L RECORDS	RPI 51-100	RPI 101-150	RPI 150+				
4- 24	0- 1	0- 1	OVERALL	0- 4	0- 4	4- 14				
3- 8	0- 0	0- 0	HOME	0- 2	0- 1	3- 5				
1- 16	0- 1	0- 1	AWAY	0- 2	0- 3	1- 9				
0- 0	0- 0	0- 0	NEUTRAL	0- 0	0- 0	0- 0				
1- 9	0- 1	0- 1	NON-CONFERENCE	0- 1	0- 2	1- 4				
1- 1	0- 0	0- 0	HOME	0- 0	0- 0	1- 1				
0- 8	0- 1	0- 1	AWAY	0- 1	0- 2	0- 3				
0- 0	0- 0	0- 0	NEUTRAL	0- 0	0- 0	0- 0				
3- 15	0- 0	0- 0	CONFERENCE	0- 3	0- 2	3- 10				
2- 7	0- 0	0- 0	HOME	0- 2	0- 1	2- 4				
1- 8	0- 0	0- 0	AWAY	0- 1	0- 1	1- 6				
0- 0	0- 0	0- 0	NEUTRAL	0- 0	0- 0	0- 0				

RPI 1-25				RPI 26-50				RPI 51-100				RPI 101+ Team's RPI: 329			
RPI	S	Opponent	Score	RPI	S	Opponent	Score	RPI	S	Opponent	Score	RPI	S	Opponent	Score
5	A	Baylor	38 109	49	A	Colorado St.	31 77	86	A	Florida	51 102	107	H	Abilene Christian	57 82
								98	A	Central Ark.	55 77	108	A	Colorado	54 112
								98	H	Central Ark.	64 78	118	A	Ole Miss	31 81
								99	H	SFA	62 92	133	A	Lamar University	68 86
												153	A	Louisiana	77 86
												173	A	Houston	80 83
												177	H	Bethune-Cookman	75 63
												209	H	Grambling	71 87
												220	A	New Orleans	87 102
												220	H	New Orleans	85 70
												287	A	A&M-Corpus Christi	61 77
												287	H	A&M-Corpus Christi	53 69
												288	H	McNeese	83 86
												290	A	Nicholls St.	57 92
												290	H	Nicholls St.	60 76
												293	A	Northwestern St.	71 89
												293	H	Northwestern St.	69 58
												332	A	Incarnate Word	56 96
												332	H	Incarnate Word	76 85
												334	A	Jackson St.	66 83
												338	A	Houston Baptist	87 71
												340	A	Sam Houston St.	61 68
LAST 12 Division I GAMES:															
220	A	New Orleans	87 102	287	H	A&M-Corpus Christi	53 69								
290	A	Nicholls St.	57 92	98	A	Central Ark.	55 77								
98	H	Central Ark.	64 78	290	H	Nicholls St.	60 76								
99	H	SFA	62 92	340	A	Sam Houston St.	61 68								
293	A	Northwestern St.	71 89	293	H	Northwestern St.	69 58								
220	H	New Orleans	85 70	332	A	Incarnate Word	56 96								

Non-Div I Games: Mobile 67 52

Southeastern La.

■ Loss, 
 ■ Non-Conf, S Site, 
 ■ Home 
 ■ Away 
 N Neutral



## Southern California

Through Games Of March 5, 2017

Average RPI Win:	157	WON-LOST	WINNING	LAST 10	STRENGTH OF	OPP. STRENGTH	TEAM	ADJ.	CONF.	ADJ CONF.
Average RPI Loss:	42	RECORD	PCT. RANK	GAMES	SCHEDULE	OF SCHEDULE	RPI	RPI	RPI	RPI
DIV. I ONLY	14- 16	192	3- 7	35	16	90	90	1	1	
DIV. I NON-CONF.	9- 2	37	0- 0	152	164	56	56	1	1	
TOTALS	RPI 1-25	RPI 26-50	W-L RECORDS	RPI 51-100	RPI 101-150	RPI 150+				
14- 16	2- 7	1- 3	OVERALL	0- 4	4- 2	7- 0				
8- 6	0- 4	1- 1	HOME	0- 1	4- 0	3- 0				
4- 9	2- 3	0- 2	AWAY	0- 2	0- 2	2- 0				
2- 1	0- 0	0- 0	NEUTRAL	0- 1	0- 0	2- 0				
9- 2	1- 1	0- 0	NON-CONFERENCE	0- 1	1- 0	7- 0				
4- 1	0- 1	0- 0	HOME	0- 0	1- 0	3- 0				
3- 1	1- 0	0- 0	AWAY	0- 1	0- 0	2- 0				
2- 0	0- 0	0- 0	NEUTRAL	0- 0	0- 0	2- 0				
5- 14	1- 6	1- 3	CONFERENCE	0- 3	3- 2	0- 0				
4- 5	0- 3	1- 1	HOME	0- 1	3- 0	0- 0				
1- 8	1- 3	0- 2	AWAY	0- 1	0- 2	0- 0				
0- 1	0- 0	0- 0	NEUTRAL	0- 1	0- 0	0- 0				

RPI	S	Opponent	Score	RPI	S	Opponent	Score	RPI	S	Opponent	Score	RPI	S	Opponent	Score
4	A	Oregon St.	70 50	34	A	Arizona St.	62 69	53	A	California	56 63	103	A	Washington St.	57 74
4	H	Oregon St.	60 74	34	H	Arizona St.	65 50	53	N	California	58 71	103	H	Washington St.	80 64
6	H	Mississippi St.	72 76	35	A	Oregon	50 73	77	H	Utah	53 58	108	H	Colorado	79 54
7	A	Stanford	42 58	35	H	Oregon	53 59	91	A	UNLV	66 77	123	H	Long Beach St.	82 74
9	A	UCLA	67 71									134	A	Arizona	62 67
9	H	UCLA	59 74									134	H	Arizona	58 54
10	A	Washington	67 77									154	N	Missouri St.	89 67
10	H	Washington	74 87									179	H	UC Riverside	67 49
23	A	Texas A&M	66 62									209	H	Grambling	75 64
												248	H	Hawaii	76 44
												276	N	Portland	67 54
												280	A	Sacramento St.	111 95
												327	A	UC Irvine	83 45
LAST 12 Division I GAMES:															
		53 N California	58 71			4 A Oregon St.	70 50								
		134 A Arizona	62 67			53 A California	56 63								
		34 A Arizona St.	62 69			7 A Stanford	42 58								
		10 H Washington	74 87			34 H Arizona St.	65 50								
		103 H Washington St.	80 64			134 H Arizona	58 54								
		35 A Oregon	50 73			9 A UCLA	67 71								

Non-Div I Games:

Southern California

■ Loss, 
 ■ Non-Conf, 
 ■ S Site, 
 ■ H Home 
 ■ A Away 
 N Neutral



Average RPI Win: <b>230</b>	WON-LOST	WINNING	LAST 10	STRENGTH OF	OPP. STRENGTH	TEAM	ADJ.	CONF.	ADJ CONF.
Average RPI Loss: <b>139</b>	RECORD	PCT. RANK	GAMES	SCHEDULE	OF SCHEDULE	RPI	RPI	RPI	RPI
DIV. I ONLY	15- 13	154	7- 3	210	177	165	165	16	16
DIV. I NON-CONF.	5- 5	165	0- 0	167	191	162	162	14	14
TOTALS	RPI 1-25	RPI 26-50	W-L RECORDS	RPI 51-100	RPI 101-150	RPI 150+			
15- 13	0- 1	1- 3	OVERALL	1- 1	0- 0	13- 8			
8- 5	0- 0	1- 1	HOME	0- 0	0- 0	7- 4			
7- 7	0- 1	0- 2	AWAY	1- 0	0- 0	6- 4			
0- 1	0- 0	0- 0	NEUTRAL	0- 1	0- 0	0- 0			
5- 5	0- 1	0- 0	NON-CONFERENCE	1- 1	0- 0	4- 3			
3- 1	0- 0	0- 0	HOME	0- 0	0- 0	3- 1			
2- 3	0- 1	0- 0	AWAY	1- 0	0- 0	1- 2			
0- 1	0- 0	0- 0	NEUTRAL	0- 1	0- 0	0- 0			
10- 8	0- 0	1- 3	CONFERENCE	0- 0	0- 0	9- 5			
5- 4	0- 0	1- 1	HOME	0- 0	0- 0	4- 3			
5- 4	0- 0	0- 2	AWAY	0- 0	0- 0	5- 2			
0- 0	0- 0	0- 0	NEUTRAL	0- 0	0- 0	0- 0			

RPI 1-25				RPI 26-50				RPI 51-100				RPI 101+ Team's RPI: 165			
RPI	S	Opponent	Score	RPI	S	Opponent	Score	RPI	S	Opponent	Score	RPI	S	Opponent	Score
19	A	Oklahoma	48 <b>80</b>	26	A	Drake	59 <b>75</b>	54	A	Purdue	64 61	154	A	Missouri St.	59 <b>73</b>
				26	H	Drake	60 <b>71</b>	72	N	South Dakota	57 <b>68</b>	154	H	Missouri St.	60 <b>78</b>
				48	A	UNI	49 <b>79</b>					162	H	Memphis	69 61
				48	H	UNI	64 59					172	H	UAB	49 <b>64</b>
												182	A	Wichita St.	61 58
												182	H	Wichita St.	77 54
												206	A	SIUE	59 <b>60</b>
												219	A	UT Martin	68 <b>76</b>
												234	A	Indiana St.	70 66
												234	H	Indiana St.	53 <b>68</b>
												235	A	Bradley	66 57
												235	H	Bradley	69 63
												239	A	Evansville	60 <b>63</b>
												239	H	Evansville	61 <b>74</b>
												264	H	Murray St.	70 63
												268	H	Southeast Mo. St.	77 70
												311	A	UMKC	77 69
												314	A	Illinois St.	63 56
												314	H	Illinois St.	57 48
												323	A	Loyola Chicago	71 46
												323	H	Loyola Chicago	73 57
LAST 12 Division I GAMES:															
323	A	Loyola Chicago	71 46	154	A	Missouri St.	59 <b>73</b>								
234	A	Indiana St.	70 66	48	H	UNI	64 59								
235	H	Bradley	69 63	26	H	Drake	60 <b>71</b>								
314	H	Illinois St.	57 48	314	A	Illinois St.	63 56								
239	H	Evansville	61 <b>74</b>	235	A	Bradley	66 57								
182	A	Wichita St.	61 58	239	A	Evansville	60 <b>63</b>								

Non-Div I Games: Brescia 104 35

Southern Ill.

■ Loss, 
 ■ Non-Conf, 
 ■ S Site, 
 ■ Home 
 ■ A Away 
 N Neutral



Average RPI Win:	219	WON-LOST	WINNING	LAST 10	STRENGTH OF	OPP. STRENGTH	TEAM	ADJ.	CONF.	ADJ CONF.
Average RPI Loss:	120	RECORD	PCT. RANK	GAMES	SCHEDULE	OF SCHEDULE	RPI	RPI	RPI	RPI
DIV. I ONLY	20- 9	70	9- 1	218	145	120	120	14	14	
DIV. I NON-CONF.	7- 4	114	0- 0	233	161	169	169	16	16	
TOTALS	RPI 1-25	RPI 26-50	W-L RECORDS	RPI 51-100	RPI 101-150	RPI 150+				
20- 9	0- 1	0- 1	OVERALL	1- 2	2- 2	17- 3				
13- 2	0- 1	0- 0	HOME	1- 0	2- 1	10- 0				
6- 5	0- 0	0- 0	AWAY	0- 0	0- 0	6- 0				
1- 2	0- 0	0- 0	NEUTRAL	0- 1	0- 0	1- 1				
7- 4	0- 1	0- 0	NON-CONFERENCE	0- 2	0- 0	7- 1				
5- 1	0- 1	0- 0	HOME	0- 0	0- 0	5- 0				
1- 1	0- 0	0- 0	AWAY	0- 1	0- 0	1- 0				
1- 2	0- 0	0- 0	NEUTRAL	0- 1	0- 0	1- 1				
13- 5	0- 0	0- 1	CONFERENCE	1- 0	2- 2	10- 2				
8- 1	0- 0	0- 0	HOME	1- 0	2- 1	5- 0				
5- 4	0- 0	0- 1	AWAY	0- 0	0- 1	5- 2				
0- 0	0- 0	0- 0	NEUTRAL	0- 0	0- 0	0- 0				

RPI 1-25			RPI 26-50			RPI 51-100			RPI 101+			Team's RPI: 120
RPI	S	Opponent	Score	RPI	S	Opponent	Score	RPI	S	Opponent	Score	
6	H	Mississippi St.	50 72	40	A	Western Ky.	53 79	53	N	California	51 71	113 H Charlotte 61 78
								73	A	Tulane	67 86	131 H Old Dominion 84 69
								81	H	Middle Tenn.	81 61	145 A Louisiana Tech 61 72
												145 H Louisiana Tech 72 63
												153 H Louisiana 71 49
												161 A Rice 68 76
												161 H Rice 79 60
												172 H UAB 64 59
												178 A UTSA 69 68
												178 H UTSA 74 71
												196 A North Texas 62 75
												196 H North Texas 70 48
												202 N Xavier 73 59
												211 H Alabama St. 70 43
												220 H New Orleans 78 53
												243 A Marshall 82 78
												252 A South Ala. 57 48
												294 N Northern Ky. 53 58
												298 A UTEP 79 68
												298 H UTEP 73 48
												304 H Alcorn 99 56
												307 A FIU 75 37
												310 H Mississippi Val. 83 55
												337 A Fla. Atlantic 82 67
LAST 12 Division I GAMES:												
145	H	Louisiana Tech	72 63	178	H	UTSA	74 71					
196	H	North Texas	70 48	40	A	Western Ky.	53 79					
161	H	Rice	79 60	243	A	Marshall	82 78					
337	A	Fla. Atlantic	82 67	172	H	UAB	64 59					
307	A	FIU	75 37	81	H	Middle Tenn.	81 61					
298	H	UTEP	73 48	161	A	Rice	68 76					

Non-Div I Games: William Carey 92 39

Southern Miss.



Average RPI Win:	287	WON-LOST	WINNING	LAST 10	STRENGTH OF	OPP. STRENGTH	TEAM	ADJ.	CONF.	ADJ CONF.
Average RPI Loss:	167	RECORD	PCT. RANK	GAMES	SCHEDULE	OF SCHEDULE	RPI	RPI	RPI	RPI
DIV. I ONLY	12- 13	190	5- 5	300	310	226	226	30	30	
DIV. I NON-CONF.	1- 6	310	0- 0	41	6	221	221	30	30	
TOTALS	RPI 1-25	RPI 26-50	W-L RECORDS	RPI 51-100	RPI 101-150	RPI 150+				
12- 13	0- 3	0- 1	OVERALL	0- 0	0- 0	12- 9				
8- 2	0- 0	0- 0	HOME	0- 0	0- 0	8- 2				
4- 10	0- 0	0- 0	AWAY	0- 0	0- 0	4- 1				
0- 1	0- 1	0- 0	NEUTRAL	0- 0	0- 0	0- 0				
1- 6	0- 3	0- 1	NON-CONFERENCE	0- 0	0- 0	1- 2				
1- 0	0- 0	0- 0	HOME	0- 0	0- 0	1- 0				
0- 5	0- 2	0- 1	AWAY	0- 0	0- 0	0- 2				
0- 1	0- 1	0- 0	NEUTRAL	0- 0	0- 0	0- 0				
11- 7	0- 0	0- 0	CONFERENCE	0- 0	0- 0	11- 7				
7- 2	0- 0	0- 0	HOME	0- 0	0- 0	7- 2				
4- 5	0- 0	0- 0	AWAY	0- 0	0- 0	4- 5				
0- 0	0- 0	0- 0	NEUTRAL	0- 0	0- 0	0- 0				

RPI 1-25				RPI 26-50				RPI 51-100				RPI 101+ Team's RPI: 226			
RPI	S	Opponent	Score	RPI	S	Opponent	Score	RPI	S	Opponent	Score	RPI	S	Opponent	Score
9	A	UCLA	47 95	42	A	Michigan St.	55 70					166	A	East Carolina	55 62
23	N	Texas A&M	58 81									177	H	Bethune-Cookman	61 59
25	A	Ohio St.	73 108									191	A	Texas Southern	46 58
												191	H	Texas Southern	71 77
												209	A	Grambling	71 68
												209	H	Grambling	63 70
												211	A	Alabama St.	70 75
												211	H	Alabama St.	59 53
												252	A	South Ala.	48 55
												269	A	Prairie View	63 70
												269	H	Prairie View	86 72
												284	A	Ark.-Pine Bluff	59 63
												284	H	Ark.-Pine Bluff	67 50
												304	A	Alcorn	63 69
												304	H	Alcorn	45 33
												310	A	Mississippi Val.	62 51
												310	H	Mississippi Val.	51 44
												334	A	Jackson St.	85 56
												334	H	Jackson St.	80 61
												349	A	Alabama A&M	66 54
												349	H	Alabama A&M	69 57
LAST 12 Division I GAMES:															
191	A	Texas Southern	46 58	284	A	Ark.-Pine Bluff	59 63								
269	A	Prairie View	63 70	334	H	Jackson St.	80 61								
304	H	Alcorn	45 33	209	H	Grambling	63 70								
211	H	Alabama St.	59 53	304	A	Alcorn	63 69								
349	H	Alabama A&M	69 57	211	A	Alabama St.	70 75								
310	A	Mississippi Val.	62 51	349	A	Alabama A&M	66 54								

Non-Div I Games: Spring Hill 68 53

Southern U.

Loss, Non-Conf, S Site, H Home A Away N Neutral



## Southern Utah

Through Games Of March 5, 2017

Average RPI Win:	215	WON-LOST	WINNING	LAST 10	STRENGTH OF	OPP. STRENGTH	TEAM	ADJ.	CONF.	ADJ CONF.
Average RPI Loss:	180	RECORD	PCT. RANK	GAMES	SCHEDULE	OF SCHEDULE	RPI	RPI	RPI	RPI
DIV. I ONLY	6- 22	315	2- 8	187	237	285	285	20	20	
DIV. I NON-CONF.	4- 6	209	0- 0	164	221	178	178	18	18	
TOTALS	RPI 1-25	RPI 26-50	W-L RECORDS	RPI 51-100	RPI 101-150	RPI 150+				
6- 22	0- 1	0- 0	OVERALL	0- 3	1- 8	5- 10				
1- 11	0- 0	0- 0	HOME	0- 0	0- 5	1- 6				
5- 11	0- 1	0- 0	AWAY	0- 3	1- 3	4- 4				
0- 0	0- 0	0- 0	NEUTRAL	0- 0	0- 0	0- 0				
4- 6	0- 1	0- 0	NON-CONFERENCE	0- 2	0- 1	4- 2				
0- 3	0- 0	0- 0	HOME	0- 0	0- 1	0- 2				
4- 3	0- 1	0- 0	AWAY	0- 2	0- 0	4- 0				
0- 0	0- 0	0- 0	NEUTRAL	0- 0	0- 0	0- 0				
2- 16	0- 0	0- 0	CONFERENCE	0- 1	1- 7	1- 8				
1- 8	0- 0	0- 0	HOME	0- 0	0- 4	1- 4				
1- 8	0- 0	0- 0	AWAY	0- 1	1- 3	0- 4				
0- 0	0- 0	0- 0	NEUTRAL	0- 0	0- 0	0- 0				

RPI 1-25				RPI 26-50				RPI 51-100				RPI 101+				Team's RPI: 285	
RPI	S	Opponent	Score	RPI	S	Opponent	Score	RPI	S	Opponent	Score	RPI	S	Opponent	Score		
4	A	Oregon St.	38 77					77	A	Utah	43 69	114	A	North Dakota	70 75		
								78	A	Montana St.	68 71	114	H	North Dakota	65 68		
								87	A	Wyoming	48 68	121	A	Northern Colo.	55 74		
												121	H	Northern Colo.	53 83		
												134	H	Arizona	65 77		
												139	A	Eastern Wash.	64 63		
												139	H	Eastern Wash.	66 67		
												142	A	Idaho	61 76		
												142	H	Idaho	68 85		
												157	A	CSUN	77 71		
												168	H	Idaho St.	68 71		
												186	A	Utah St.	70 54		
												233	A	Portland St.	74 81		
												233	H	Portland St.	82 64		
												246	H	Grand Canyon	73 76		
												249	H	Weber St.	68 73		
												250	A	CSU Bakersfield	65 59		
												280	A	Sacramento St.	69 81		
												280	H	Sacramento St.	104 110		
												289	A	Northern Ariz.	65 77		
												289	H	Northern Ariz.	68 77		
												325	A	Montana	55 64		
												327	A	UC Irvine	70 58		
												335	H	Utah Valley	64 70		
LAST 12 Division I GAMES:																	
142	A	Idaho	61 76	325	A	Montana	55 64										
139	A	Eastern Wash.	64 63	168	H	Idaho St.	68 71										
280	H	Sacramento St.	104 110	249	H	Weber St.	68 73										
233	H	Portland St.	82 64	121	A	Northern Colo.	55 74										
289	A	Northern Ariz.	65 77	114	A	North Dakota	70 75										
78	A	Montana St.	68 71	139	H	Eastern Wash.	66 67										

Non-Div I Games: Antelope Valley 89 76

Southern Utah

■ Loss, 
 ■ Non-Conf, 
 ■ S Site, 
 ■ Home 
 ■ A Away 
 N Neutral



## St. Bonaventure

Through Games Of March 5, 2017

Average RPI Win:	225	WON-LOST	WINNING	LAST 10	STRENGTH OF	OPP. STRENGTH	TEAM	ADJ.	CONF.	ADJ CONF.
Average RPI Loss:	141	RECORD	PCT. RANK	GAMES	SCHEDULE	OF SCHEDULE	RPI	RPI	RPI	RPI
DIV. I ONLY	9- 20	272	2- 8	122	168	247	247	12	12	
DIV. I NON-CONF.	5- 7	205	0- 0	161	256	205	205	12	12	
TOTALS	RPI 1-25	RPI 26-50	W-L RECORDS	RPI 51-100	RPI 101-150	RPI 150+				
9- 20	0- 0	0- 1	OVERALL	0- 6	3- 6	6- 7				
6- 7	0- 0	0- 1	HOME	0- 2	2- 2	4- 2				
1- 13	0- 0	0- 0	AWAY	0- 4	0- 4	1- 5				
2- 0	0- 0	0- 0	NEUTRAL	0- 0	1- 0	1- 0				
5- 7	0- 0	0- 0	NON-CONFERENCE	0- 3	2- 1	3- 3				
3- 2	0- 0	0- 0	HOME	0- 1	1- 0	2- 1				
0- 5	0- 0	0- 0	AWAY	0- 2	0- 1	0- 2				
2- 0	0- 0	0- 0	NEUTRAL	0- 0	1- 0	1- 0				
4- 13	0- 0	0- 1	CONFERENCE	0- 3	1- 5	3- 4				
3- 5	0- 0	0- 1	HOME	0- 1	1- 2	2- 1				
1- 8	0- 0	0- 0	AWAY	0- 2	0- 3	1- 3				
0- 0	0- 0	0- 0	NEUTRAL	0- 0	0- 0	0- 0				

RPI S	Opponent	Score	RPI S	Opponent	Score	RPI S	Opponent	Score	RPI S	Opponent	Score	Team's RPI: 247
33	H Dayton	60 62	52	A George Washington	57 63	105	N Rider	60 47				
			56	A Toledo	50 74	109	A Saint Joseph's	53 70				
			70	H Bucknell	35 57	112	H Albany (NY)	67 59				
			95	A Saint Louis	49 64	122	A Fordham	45 57				
			95	H Saint Louis	58 74	122	H Fordham	44 60				
			96	A Buffalo	47 68	124	A Duquesne	61 83				
						124	H Duquesne	69 56				
						136	A Delaware	40 43				
						144	H VCU	60 77				
						167	A La Salle	70 73				
						167	H La Salle	45 57				
						192	A George Mason	49 52				
						236	A Richmond	54 61				
						253	H Canisius	57 74				
						262	H Stony Brook	51 37				
						263	N Austin Peay	58 57				
						266	A Niagara	43 65				
						274	H Colgate	70 57				
						278	H Davidson	70 51				
						283	A Eastern Mich.	56 75				
						302	H Rhode Island	78 69				
						309	A Massachusetts	55 38				
LAST 12 Division I GAMES:												
167	A La Salle	70 73	122	A Fordham	45 57							
124	A Duquesne	61 83	109	A Saint Joseph's	53 70							
144	H VCU	60 77	278	H Davidson	70 51							
52	A George Washington	57 63	124	H Duquesne	69 56							
95	H Saint Louis	58 74	309	A Massachusetts	55 38							
167	H La Salle	45 57	122	H Fordham	44 60							

































































































Non-Div I Games:

St. Bonaventure

■ Loss, 
 ■ Non-Conf, 
 ■ S Site, 
 ■ H Home 
 ■ A Away 
 N Neutral







Average RPI Win:	<b>287</b>	WON-LOST	WINNING	LAST 10	STRENGTH OF	OPP. STRENGTH	TEAM	ADJ.	CONF.	ADJ CONF.
Average RPI Loss:	<b>224</b>	RECORD	PCT. RANK	GAMES	SCHEDULE	OF SCHEDULE	RPI	RPI	RPI	RPI
DIV. I ONLY	<b>8- 22</b>	<b>297</b>	<b>2- 8</b>	<b>313</b>	<b>336</b>	<b>324</b>	<b>324</b>	<b>31</b>	<b>31</b>	
DIV. I NON-CONF.	<b>2- 9</b>	<b>293</b>	<b>0- 0</b>	<b>200</b>	<b>278</b>	<b>314</b>	<b>314</b>	<b>32</b>	<b>32</b>	
TOTALS	RPI 1-25	RPI 26-50	W-L RECORDS	RPI 51-100	RPI 101-150	RPI 150+				
8- 22	0- 0	0- 1	OVERALL	0- 0	0- 3	8- 18				
4- 9	0- 0	0- 0	HOME	0- 0	0- 0	4- 9				
4- 12	0- 0	0- 1	AWAY	0- 0	0- 3	4- 8				
0- 1	0- 0	0- 0	NEUTRAL	0- 0	0- 0	0- 1				
2- 9	0- 0	0- 1	NON-CONFERENCE	0- 0	0- 3	2- 5				
2- 2	0- 0	0- 0	HOME	0- 0	0- 0	2- 2				
0- 6	0- 0	0- 1	AWAY	0- 0	0- 3	0- 2				
0- 1	0- 0	0- 0	NEUTRAL	0- 0	0- 0	0- 1				
6- 13	0- 0	0- 0	CONFERENCE	0- 0	0- 0	6- 13				
2- 7	0- 0	0- 0	HOME	0- 0	0- 0	2- 7				
4- 6	0- 0	0- 0	AWAY	0- 0	0- 0	4- 6				
0- 0	0- 0	0- 0	NEUTRAL	0- 0	0- 0	0- 0				

RPI S	Opponent	Score	RPI S	Opponent	Score	RPI S	Opponent	Score	RPI S	Opponent	Score	Team's RPI: 324
			41 	James Madison	57  				105 	Rider	60  	
									108 	Colorado	54  	
									146 	Iona	46  	
									156 	Army West Point	46  	
									175 N	Boston College	58  	
									189 	Robert Morris	56 49	
									189 	Robert Morris	54  	
									193 	Sacred Heart	58  	
									193 	Sacred Heart	69  	
									193 	Sacred Heart	74  	
									215 	Monmouth	87 78	
									216 	Howard	63  	
									242 	Saint Francis (PA)	62  	
									242 	Saint Francis (PA)	59  	
									261 	Bryant	54  	
									261 	Bryant	63 47	
									271 	Loyola Maryland	60  	
									277 	Manhattan	52  	
									291 	Mt. St. Mary's	71 55	
									291 	Mt. St. Mary's	44  	
									306 	Central Conn. St.	44  	
									306 	Central Conn. St.	53  	
									326 	Saint Peter's	58 52	
									336 	LIU Brooklyn	56 54	
									336 	LIU Brooklyn	58  	
									339 	Fairleigh Dickinson	66 59	
LAST 12 Division I GAMES:												
			193 	Sacred Heart	69  				261 	Bryant	54  	
			291 	Mt. St. Mary's	71 55				242 	Saint Francis (PA)	59  	
			306 	Central Conn. St.	44  				189 	Robert Morris	54  	
			336 	LIU Brooklyn	58  				341 	Wagner	45  	
			341 	Wagner	63 50				339 	Fairleigh Dickinson	58  	
			193 	Sacred Heart	58  				339 	Fairleigh Dickinson	66 59	

Non-Div I Games:

St. Francis Brooklyn

 Loss, 
  Non-Conf, S Site, 
  Home 
  Away 
 N Neutral



S  
t  
.  
F  
r  
a  
n  
c  
i  
s  
B  
r  
o  
o  
k  
l  
y  
n

RPI S Opponent St. Francis Brooklyn Score

Through Games Of March 5, 2017

RPI	S	Opponent	Score
339	H	Fairleigh Dickinson	58 59
341	A	Wagner	45 58
341	H	Wagner	63 50

St. Francis Brooklyn



Average RPI Win:	154	WON-LOST	WINNING	LAST 10	STRENGTH OF	OPP. STRENGTH	TEAM	ADJ.	CONF.	ADJ CONF.
Average RPI Loss:	57	RECORD	PCT. RANK	GAMES	SCHEDULE	OF SCHEDULE	RPI	RPI	RPI	RPI
DIV. I ONLY	20- 10	86	7- 3	74	62	64	64	7	7	
DIV. I NON-CONF.	8- 3	67	0- 0	131	38	84	84	7	7	
TOTALS	RPI 1-25	RPI 26-50	W-L RECORDS	RPI 51-100	RPI 101-150	RPI 150+				
20- 10	0- 5	3- 1	OVERALL	4- 2	3- 1	10- 1				
11- 5	0- 3	2- 0	HOME	1- 1	1- 1	7- 0				
7- 4	0- 2	1- 0	AWAY	1- 1	2- 0	3- 1				
2- 1	0- 0	0- 1	NEUTRAL	2- 0	0- 0	0- 0				
8- 3	0- 1	1- 1	NON-CONFERENCE	1- 0	3- 1	3- 0				
5- 2	0- 1	1- 0	HOME	0- 0	1- 1	3- 0				
2- 0	0- 0	0- 0	AWAY	0- 0	2- 0	0- 0				
1- 1	0- 0	0- 1	NEUTRAL	1- 0	0- 0	0- 0				
12- 7	0- 4	2- 0	CONFERENCE	3- 2	0- 0	7- 1				
6- 3	0- 2	1- 0	HOME	1- 1	0- 0	4- 0				
5- 4	0- 2	1- 0	AWAY	1- 1	0- 0	3- 1				
1- 0	0- 0	0- 0	NEUTRAL	1- 0	0- 0	0- 0				

RPI 1-25				RPI 26-50				RPI 51-100				Team's RPI: 64	RPI 101+			
RPI	S	Opponent	Score	RPI	S	Opponent	Score	RPI	S	Opponent	Score		RPI	S	Opponent	Score
15	H	Miami (FL)	50 62	32	A	Marquette	82 72	51	N	Virginia	66 55		112	H	Albany (NY)	54 36
17	A	DePaul	51 54	32	H	Marquette	70 64	62	A	Villanova	50 55		122	A	Fordham	59 45
17	H	DePaul	66 78	34	N	Arizona St.	41 54	62	H	Villanova	56 67		124	H	Duquesne	65 71
22	A	Creighton	60 67	41	H	James Madison	74 63	62	N	Villanova	56 40		130	A	William & Mary	73 57
22	H	Creighton	43 55					65	A	Georgetown	71 66		194	A	Providence	71 47
								65	H	Georgetown	65 54		194	H	Providence	60 50
													198	A	Seton Hall	59 64
													198	H	Seton Hall	77 71
													202	A	Xavier	65 48
													202	H	Xavier	64 55
													224	H	Rutgers	65 39
													260	A	Butler	62 41
													260	H	Butler	62 55
													301	H	Lafayette	64 46
													341	H	Wagner	62 34
LAST 12 Division I GAMES:																
				62	N	Villanova	56 40	32	A	Marquette	82 72					
				198	H	Seton Hall	77 71	17	A	DePaul	51 54					
				22	A	Creighton	60 67	202	H	Xavier	64 55					
				194	A	Providence	71 47	260	H	Butler	62 55					
				65	H	Georgetown	65 54	194	H	Providence	60 50					
				62	H	Villanova	56 67	22	H	Creighton	43 55					

Non-Div I Games:

St. John's (NY)



## St. Mary's (CA)

Through Games Of March 5, 2017

Average RPI Win:	202	WON-LOST	WINNING	LAST 10	STRENGTH OF	OPP. STRENGTH	TEAM	ADJ.	CONF.	ADJ CONF.
Average RPI Loss:	107	RECORD	PCT. RANK	GAMES	SCHEDULE	OF SCHEDULE	RPI	RPI	RPI	RPI
DIV. I ONLY	19- 11	104	8- 2	164	111	116	116	15	15	
DIV. I NON-CONF.	5- 6	186	0- 0	130	41	148	148	13	13	
TOTALS	RPI 1-25	RPI 26-50	W-L RECORDS	RPI 51-100	RPI 101-150	RPI 150+				
19- 11	0- 0	0- 0	OVERALL	1- 7	3- 1	15- 3				
9- 5	0- 0	0- 0	HOME	1- 4	2- 0	6- 1				
9- 6	0- 0	0- 0	AWAY	0- 3	1- 1	8- 2				
1- 0	0- 0	0- 0	NEUTRAL	0- 0	0- 0	1- 0				
5- 6	0- 0	0- 0	NON-CONFERENCE	0- 4	1- 1	4- 1				
1- 4	0- 0	0- 0	HOME	0- 3	1- 0	0- 1				
4- 2	0- 0	0- 0	AWAY	0- 1	0- 1	4- 0				
0- 0	0- 0	0- 0	NEUTRAL	0- 0	0- 0	0- 0				
14- 5	0- 0	0- 0	CONFERENCE	1- 3	2- 0	11- 2				
8- 1	0- 0	0- 0	HOME	1- 1	1- 0	6- 0				
5- 4	0- 0	0- 0	AWAY	0- 2	1- 0	4- 2				
1- 0	0- 0	0- 0	NEUTRAL	0- 0	0- 0	1- 0				

RPI 1-25			RPI 26-50			RPI 51-100			RPI 101+			Team's RPI: 116
RPI	S	Opponent	Score	RPI	S	Opponent	Score	RPI	S	Opponent	Score	
						53 H California	67 74	103 A Washington St.		69 85		
						67 H Boise St.	78 83	121 H Northern Colo.		75 65		
						71 A UC Davis	66 68	138 A San Francisco		64 62		
						76 A Gonzaga	58 59	138 H San Francisco		75 72		
						76 H Gonzaga	75 79	152 A Northeastern		77 53		
						77 H Utah	62 63	157 H CSUN		61 73		
						82 A BYU	65 70	159 A Santa Clara		73 58		
						82 H BYU	64 58	159 H Santa Clara		55 53		
								159 N Santa Clara		60 57		
								175 A Boston College		62 54		
								201 A Loyola Marymount		57 72		
								201 H Loyola Marymount		74 59		
								207 A San Jose St.		85 64		
								217 A San Diego		71 73		
								217 H San Diego		77 65		
								244 A Pacific		63 54		
								244 H Pacific		82 74		
								265 A Cal Poly		79 71		
								276 A Portland		75 65		
								276 H Portland		92 76		
								311 A Pepperdine		81 60		
								311 H Pepperdine		84 57		
LAST 12 Division I GAMES:												
						159 N Santa Clara	60 57	276 A Portland		75 65		
						159 A Santa Clara	73 58	217 H San Diego		77 65		
						311 H Pepperdine	84 57	244 H Pacific		82 74		
						82 H BYU	64 58	159 H Santa Clara		55 53		
						201 A Loyola Marymount	57 72	138 A San Francisco		64 62		
						76 A Gonzaga	58 59	311 A Pepperdine		81 60		

Non-Div I Games:

St. Mary's (CA)

■ Loss, 
 ■ Non-Conf, 
 ■ S Site, 
 ■ H Home 
 ■ A Away 
 N Neutral



Team Record				Through Games of March 9, 1917						
Average RPI Win:	91	WON-LOST	WINNING	LAST 10	STRENGTH OF	OPP. STRENGTH	TEAM	ADJ.	CONF.	ADJ CONF.
Average RPI Loss:	23	RECORD	PCT. RANK	GAMES	SCHEDULE	OF SCHEDULE	RPI	RPI	RPI	RPI
DIV. I ONLY	28- 5	9	8- 2	9	9	7	7	1	1	
DIV. I NON-CONF.	10- 2	32	0- 0	24	74	9	9	1	1	
-----										
TOTALS	RPI 1-25	RPI 26-50		W-L RECORDS		RPI 51-100	RPI 101-150	RPI 150+		
28- 5	3- 4	5- 0		OVERALL		8- 1	7- 0	5- 0		
12- 3	1- 2	2- 0		HOME		4- 1	3- 0	2- 0		
10- 2	1- 2	2- 0		AWAY		3- 0	3- 0	1- 0		
6- 0	1- 0	1- 0		NEUTRAL		1- 0	1- 0	2- 0		
10- 2	1- 1	0- 0		NON-CONFERENCE		3- 1	1- 0	5- 0		
5- 1	1- 0	0- 0		HOME		1- 1	1- 0	2- 0		
2- 1	0- 1	0- 0		AWAY		1- 0	0- 0	1- 0		
3- 0	0- 0	0- 0		NEUTRAL		1- 0	0- 0	2- 0		
18- 3	2- 3	5- 0		CONFERENCE		5- 0	6- 0	0- 0		
7- 2	0- 2	2- 0		HOME		3- 0	2- 0	0- 0		
8- 1	1- 1	2- 0		AWAY		2- 0	3- 0	0- 0		
3- 0	1- 0	1- 0		NEUTRAL		0- 0	1- 0	0- 0		

RPI	S	Opponent	Score	RPI	S	Opponent	Score	RPI	S	Opponent	Score	RPI	S	Opponent	Score
4	A	Oregon St.	47 50	34	A	Arizona St.	64 57	52	A	George Washington	71 52	103	A	Washington St.	76 54
4	H	Oregon St.	69 72	34	H	Arizona St.	66 56	53	A	California	72 66	103	N	Washington St.	66 36
4	N	Oregon St.	48 43	35	A	Oregon	65 59	53	H	California	72 54	108	A	Colorado	84 70
9	H	UCLA	76 85	35	H	Oregon	81 60	54	N	Purdue	78 69	108	H	Colorado	64 51
10	A	Washington	72 68	35	N	Oregon	71 56	71	H	UC Davis	68 42	134	A	Arizona	77 55
13	H	Texas	71 59					76	H	Gonzaga	63 68	134	H	Arizona	73 46
21	A	Tennessee	51 59					77	A	Utah	77 58	135	H	Yale	102 44
								77	H	Utah	87 51	152	N	Northeastern	74 45
								90	H	Southern California	58 42	157	H	CSUN	88 54
												182	N	Wichita St.	87 39
												250	A	CSU Bakersfield	77 56
												265	H	Cal Poly	83 55
LAST 12 Division I GAMES:															
		4 N Oregon St.	48 43			53 A California	72 66								
		35 N Oregon	71 56			77 H Utah	87 51								
		103 N Washington St.	66 36			108 H Colorado	64 51								
		35 A Oregon	65 59			9 H UCLA	76 85								
		4 A Oregon St.	47 50			90 H Southern California	58 42								
		53 H California	72 54			10 A Washington	72 68								

Non-Div I Games:

Stanford



StetsonStetson

Non-Div I Games:	Palm Beach Atl.	89	50	Webber Int'l	92	54	Warner	100	34
------------------	-----------------	----	----	--------------	----	----	--------	-----	----



Stony Brook

Through Games Of March 5, 2017

Average RPI Win:	252	WON-LOST	WINNING	LAST 10	STRENGTH OF	OPP. STRENGTH	TEAM	ADJ.	CONF.	ADJ CONF.
Average RPI Loss:	161	RECORD	PCT. RANK	GAMES	SCHEDULE	OF SCHEDULE	RPI	RPI	RPI	RPI
DIV. I ONLY	11- 18	242	3- 7	254	236	262	262	21	21	
DIV. I NON-CONF.	6- 6	165	0- 0	292	276	225	225	22	22	
TOTALS	RPI 1-25	RPI 26-50	W-L RECORDS	RPI 51-100	RPI 101-150	RPI 150+				
11- 18	0- 0	0- 2	OVERALL	0- 3	2- 4	9- 9				
6- 7	0- 0	0- 1	HOME	0- 1	2- 1	4- 4				
4- 9	0- 0	0- 0	AWAY	0- 1	0- 3	4- 5				
1- 2	0- 0	0- 1	NEUTRAL	0- 1	0- 0	1- 0				
6- 6	0- 0	0- 2	NON-CONFERENCE	0- 0	1- 1	5- 3				
3- 2	0- 0	0- 1	HOME	0- 0	1- 0	2- 1				
2- 3	0- 0	0- 0	AWAY	0- 0	0- 1	2- 2				
1- 1	0- 0	0- 1	NEUTRAL	0- 0	0- 0	1- 0				
5- 12	0- 0	0- 0	CONFERENCE	0- 3	1- 3	4- 6				
3- 5	0- 0	0- 0	HOME	0- 1	1- 1	2- 3				
2- 6	0- 0	0- 0	AWAY	0- 1	0- 2	2- 3				
0- 1	0- 0	0- 0	NEUTRAL	0- 1	0- 0	0- 0				

RPI S	Opponent	Score	RPI S	Opponent	Score	RPI S	Opponent	Score	RPI S	Opponent	Score	Team's RPI: 262
30	H Syracuse	60 78	75	A New Hampshire	46 49	112	A Albany (NY)	54 64				
50	N Indiana	60 74	75	H New Hampshire	45 56	112	H Albany (NY)	57 75				
			75	N New Hampshire	49 58	126	H Cornell	66 65				
						127	A Maine	71 78				
						127	H Maine	55 41				
						146	A Iona	46 57				
						184	A Hartford	52 65				
						184	H Hartford	40 62				
						188	H Hofstra	64 67				
						195	H Columbia	55 53				
						208	A UMBC	61 67				
						208	H UMBC	51 37				
						210	A Binghamton	74 59				
						210	H Binghamton	40 48				
						247	A St. Bonaventure	37 51				
						272	A Vermont	43 53				
						272	H Vermont	43 57				
						277	A Manhattan	55 50				
						306	A Central Conn. St.	64 59				
						311	H UMKC	57 55				
						331	N Florida A&M	80 49				
						336	A LIU Brooklyn	48 58				
						343	A UMass Lowell	86 44				
						343	H UMass Lowell	83 53				
LAST 12 Division I GAMES:												
75	N New Hampshire	49 58	343	A UMass Lowell	86 44							
272	H Vermont	43 57	112	H Albany (NY)	57 75							
208	H UMBC	51 37	75	H New Hampshire	45 56							
210	A Binghamton	74 59	272	A Vermont	43 53							
184	H Hartford	40 62	208	A UMBC	61 67							
127	A Maine	71 78	210	H Binghamton	40 48							

Non-Div I Games: Molloy 62 53

Stony Brook

Loss, Non-Conf, S Site, H Home A Away N Neutral



Average RPI Win:	149	WON-LOST	WINNING	LAST 10	STRENGTH OF	OPP. STRENGTH	TEAM	ADJ.	CONF.	ADJ CONF.
Average RPI Loss:	24	RECORD	PCT. RANK	GAMES	SCHEDULE	OF SCHEDULE	RPI	RPI	RPI	RPI
DIV. I ONLY	21- 10	82	7- 3	47	33	30	30	3	3	
DIV. I NON-CONF.	9- 4	85	0- 0	111	82	80	80	4	4	
TOTALS	RPI 1-25	RPI 26-50	W-L RECORDS	RPI 51-100	RPI 101-150	RPI 150+				
21- 10	1- 8	2- 0	OVERALL	3- 2	5- 0	10- 0				
13- 1	1- 1	2- 0	HOME	2- 0	1- 0	7- 0				
5- 5	0- 3	0- 0	AWAY	0- 2	2- 0	3- 0				
3- 4	0- 4	0- 0	NEUTRAL	1- 0	2- 0	0- 0				
9- 4	0- 3	1- 0	NON-CONFERENCE	1- 1	1- 0	6- 0				
6- 0	0- 0	1- 0	HOME	0- 0	0- 0	5- 0				
1- 1	0- 0	0- 0	AWAY	0- 1	0- 0	1- 0				
2- 3	0- 3	0- 0	NEUTRAL	1- 0	1- 0	0- 0				
12- 6	1- 5	1- 0	CONFERENCE	2- 1	4- 0	4- 0				
7- 1	1- 1	1- 0	HOME	2- 0	1- 0	2- 0				
4- 4	0- 3	0- 0	AWAY	0- 1	2- 0	2- 0				
1- 1	0- 1	0- 0	NEUTRAL	0- 0	1- 0	0- 0				

RPI	S	Opponent	Score	RPI	S	Opponent	Score	RPI	S	Opponent	Score	RPI	S	Opponent	Score
2	H	Notre Dame	80 85	37	H	North Carolina St.	85 75	51	H	Virginia	54 49	106	A	Virginia Tech	82 72
8	A	Duke	55 72	42	H	Michigan St.	75 64	52	N	George Washington	74 71	111	A	Clemson	88 62
8	N	Duke	46 68					58	A	Georgia Tech	66 75	119	H	North Carolina	95 64
11	A	Louisville	76 91					79	A	Drexel	61 62	119	N	North Carolina	83 64
12	A	Florida St.	58 77					88	H	Wake Forest	85 64	131	N	Old Dominion	92 66
15	H	Miami (FL)	81 48									158	A	Pittsburgh	73 57
17	N	DePaul	84 108									158	H	Pittsburgh	93 65
23	N	Texas A&M	84 105									175	A	Boston College	72 45
25	N	Ohio St.	72 77									175	H	Boston College	79 52
												176	H	Siena	102 65
												262	A	Stony Brook	78 60
												266	H	Niagara	109 60
												286	H	Coppin St.	76 30
												302	H	Rhode Island	95 49
												306	H	Central Conn. St.	95 63
LAST 12 Division I GAMES:															
8	N	Duke	46 68	8	A	Duke	55 72								
119	N	North Carolina	83 64	175	A	Boston College	72 45								
158	A	Pittsburgh	73 57	158	H	Pittsburgh	93 65								
88	H	Wake Forest	85 64	106	A	Virginia Tech	82 72								
2	H	Notre Dame	80 85	15	H	Miami (FL)	81 48								
119	H	North Carolina	95 64	12	A	Florida St.	58 77								

Non-Div I Games:

Syracuse

■ Loss, 
 ■ Non-Conf, 
 ■ S Site, 
 ■ Home 
 ■ Away 
 N Neutral



Average RPI Win:	213	WON-LOST	WINNING	LAST 10	STRENGTH OF	OPP. STRENGTH	TEAM	ADJ.	CONF.	ADJ CONF.
Average RPI Loss:	38	RECORD	PCT. RANK	GAMES	SCHEDULE	OF SCHEDULE	RPI	RPI	RPI	RPI
DIV. I ONLY	12- 18	227	2- 8	60	29	163	163	4	4	
DIV. I NON-CONF.	8- 3	67	0- 0	198	181	123	123	3	3	
TOTALS	RPI 1-25	RPI 26-50	W-L RECORDS	RPI 51-100	RPI 101-150	RPI 150+				
12- 18	0- 10	0- 3	OVERALL	2- 5	1- 0	9- 0				
11- 7	0- 5	0- 1	HOME	2- 1	1- 0	8- 0				
1- 10	0- 5	0- 2	AWAY	0- 3	0- 0	1- 0				
0- 1	0- 0	0- 0	NEUTRAL	0- 1	0- 0	0- 0				
8- 3	0- 2	0- 1	NON-CONFERENCE	0- 0	1- 0	7- 0				
8- 1	0- 1	0- 0	HOME	0- 0	1- 0	7- 0				
0- 2	0- 1	0- 1	AWAY	0- 0	0- 0	0- 0				
0- 0	0- 0	0- 0	NEUTRAL	0- 0	0- 0	0- 0				
4- 15	0- 8	0- 2	CONFERENCE	2- 5	0- 0	2- 0				
3- 6	0- 4	0- 1	HOME	2- 1	0- 0	1- 0				
1- 8	0- 4	0- 1	AWAY	0- 3	0- 0	1- 0				
0- 1	0- 0	0- 0	NEUTRAL	0- 1	0- 0	0- 0				

RPI	S	Opponent	Score	RPI	S	Opponent	Score	RPI	S	Opponent	Score	RPI	S	Opponent	Score	Team's RPI: 163
2	A	Notre Dame	59 92	36	A	LSU	61 67	59	A	Iowa St.	69 72	101	H	SMU	76 67	
5	A	Baylor	54 77	47	A	West Virginia	73 77	59	H	Iowa St.	80 75	185	A	Kansas	80 68	
5	H	Baylor	73 91	47	H	West Virginia	61 83	80	A	Oklahoma St.	70 88	185	H	Kansas	83 68	
13	A	Texas	54 83					80	H	Oklahoma St.	67 82	191	H	Texas Southern	77 48	
13	H	Texas	69 77					100	A	Texas Tech	64 79	209	H	Grambling	83 47	
19	A	Oklahoma	72 87					100	H	Texas Tech	76 62	260	H	Butler	73 47	
19	H	Oklahoma	64 73					100	N	Texas Tech	58 76	288	H	McNeese	74 70	
20	A	Kansas St.	63 74									304	H	Alcorn	95 39	
20	H	Kansas St.	65 68									332	H	Incarnate Word	88 40	
23	H	Texas A&M	67 75									340	H	Sam Houston St.	81 37	
LAST 12 Division I GAMES:																
100	N	Texas Tech	58 76	5	H	Baylor	73 91									
100	A	Texas Tech	64 79	100	H	Texas Tech	76 62									
19	H	Oklahoma	64 73	185	A	Kansas	80 68									
47	A	West Virginia	73 77	59	A	Iowa St.	69 72									
20	H	Kansas St.	65 68	13	H	Texas	69 77									
80	A	Oklahoma St.	70 88	185	H	Kansas	83 68									

Non-Div I Games:

TCU

■ Loss, 
■ Non-Conf, 
■ S Site, 
■ H Home 
■ A Away 
N Neutral



Average RPI Win:	134	WON-LOST	WINNING	LAST 10	STRENGTH OF	OPP. STRENGTH	TEAM	ADJ.	CONF.	ADJ CONF.
Average RPI Loss:	51	RECORD	PCT. RANK	GAMES	SCHEDULE	OF SCHEDULE	RPI	RPI	RPI	RPI
DIV. I ONLY	24- 7	30	8- 2	49	51	18	18	5	5	
DIV. I NON-CONF.	10- 3	54	0- 0	66	58	26	26	5	5	
TOTALS	RPI 1-25	RPI 26-50	W-L RECORDS	RPI 51-100	RPI 101-150	RPI 150+				
24- 7	1- 2	2- 3	OVERALL	5- 1	4- 0	12- 1				
11- 2	1- 1	1- 1	HOME	1- 0	2- 0	6- 0				
12- 3	0- 1	1- 1	AWAY	4- 0	2- 0	5- 1				
1- 2	0- 0	0- 1	NEUTRAL	0- 1	0- 0	1- 0				
10- 3	1- 0	1- 1	NON-CONFERENCE	2- 1	1- 0	5- 1				
5- 0	1- 0	1- 0	HOME	0- 0	0- 0	3- 0				
5- 2	0- 0	0- 1	AWAY	2- 0	1- 0	2- 1				
0- 1	0- 0	0- 0	NEUTRAL	0- 1	0- 0	0- 0				
14- 4	0- 2	1- 2	CONFERENCE	3- 0	3- 0	7- 0				
6- 2	0- 1	0- 1	HOME	1- 0	2- 0	3- 0				
7- 1	0- 1	1- 0	AWAY	2- 0	1- 0	3- 0				
1- 1	0- 0	0- 1	NEUTRAL	0- 0	0- 0	1- 0				

RPI	S	Opponent	Score	RPI	S	Opponent	Score	RPI	S	Opponent	Score	RPI	S	Opponent	Score
1	A	UConn	45 90	29	A	South Fla.	77 71	61	A	Penn	63 53	101	H	SMU	66 52
1	H	UConn	69 97	29	H	South Fla.	51 55	62	A	Villanova	83 48	109	A	Saint Joseph's	86 70
17	H	DePaul	84 74	29	N	South Fla.	58 63	73	A	Tulane	76 50	141	A	Tulsa	58 49
				39	H	Quinnipiac	71 68	73	H	Tulane	86 71	141	H	Tulsa	70 43
				43	A	Harvard	62 73	86	N	Florida	76 83	159	H	Fairfield	73 59
								94	A	UCF	66 60	162	A	Memphis	73 67
												162	H	Memphis	66 51
												166	A	East Carolina	76 43
												166	H	East Carolina	78 47
												167	H	La Salle	86 70
												169	A	Hampton	65 71
												173	A	Houston	69 57
												173	N	Houston	67 58
												181	H	Cincinnati	88 64
												224	A	Rutgers	48 37
												272	H	Vermont	53 39
												275	A	Kennesaw St.	79 38
LAST 12 Division I GAMES:															
				29	N	South Fla.	58 63	101	H	SMU	66 52				
				173	N	Houston	67 58	166	A	East Carolina	76 43				
				94	A	UCF	66 60	141	H	Tulsa	70 43				
				181	H	Cincinnati	88 64	73	A	Tulane	76 50				
				1	A	UConn	45 90	1	H	UConn	69 97				
				29	A	South Fla.	77 71	29	H	South Fla.	51 55				

Non-Div I Games:

Temple



## Tennessee

Through Games Of March 5, 2017

Average RPI Win:	98	WON-LOST	WINNING	LAST 10	STRENGTH OF	OPP. STRENGTH	TEAM	ADJ.	CONF.	ADJ CONF.
Average RPI Loss:	68	RECORD	PCT. RANK	GAMES	SCHEDULE	OF SCHEDULE	RPI	RPI	RPI	RPI
DIV. I ONLY	19- 11	104	6- 4	5	26	21	21	2	2	
DIV. I NON-CONF.	9- 4	85	0- 0	6	33	15	15	2	2	
TOTALS	RPI 1-25	RPI 26-50	W-L RECORDS	RPI 51-100	RPI 101-150	RPI 150+				
19- 11	6- 4	2- 1	OVERALL	2- 2	4- 4	5- 0				
13- 3	4- 3	1- 0	HOME	1- 0	3- 0	4- 0				
6- 7	2- 1	1- 1	AWAY	1- 2	1- 3	1- 0				
0- 1	0- 0	0- 0	NEUTRAL	0- 0	0- 1	0- 0				
9- 4	2- 2	1- 0	NON-CONFERENCE	0- 1	2- 1	4- 0				
7- 1	2- 1	0- 0	HOME	0- 0	2- 0	3- 0				
2- 3	0- 1	1- 0	AWAY	0- 1	0- 1	1- 0				
0- 0	0- 0	0- 0	NEUTRAL	0- 0	0- 0	0- 0				
10- 7	4- 2	1- 1	CONFERENCE	2- 1	2- 3	1- 0				
6- 2	2- 2	1- 0	HOME	1- 0	1- 0	1- 0				
4- 4	2- 0	0- 1	AWAY	1- 1	1- 2	0- 0				
0- 1	0- 0	0- 0	NEUTRAL	0- 0	0- 1	0- 0				

RPI	S	Opponent	Score
2	H	Notre Dame	71 69
3	A	South Carolina	76 74
5	H	Baylor	66 88
6	A	Mississippi St.	82 64
6	H	Mississippi St.	64 74
7	H	Stanford	59 51
13	A	Texas	67 72
14	H	Kentucky	72 65
23	H	Texas A&M	59 61
24	H	Missouri	77 66

RPI	S	Opponent	Score
36	H	LSU	77 58
41	A	James Madison	81 69
45	A	Auburn	61 79

RPI	S	Opponent	Score
84	A	Georgia	78 81
85	A	Penn St.	56 70
86	A	Florida	84 75
86	H	Florida	74 70

RPI	S	Opponent	Score
106	A	Virginia Tech	63 67
110	A	Vanderbilt	70 57
110	H	Vanderbilt	91 63
118	A	Ole Miss	62 67
125	H	Troy	110 84
129	H	Navy	85 55
132	A	Alabama	57 65
132	N	Alabama	64 72
171	H	Arkansas	59 46
203	A	ETSU	83 58
223	H	UNCW	90 54
224	H	Appalachian St.	92 66
254	H	Tennessee St.	86 36

## LAST 12 Division I GAMES:

132 N Alabama	64 72	24 H Missouri	77 66
6 A Mississippi St.	82 64	84 A Georgia	78 81
86 H Florida	74 70	36 H LSU	77 58
171 H Arkansas	59 46	3 A South Carolina	76 74
132 A Alabama	57 65	86 A Florida	84 75
23 H Texas A&M	59 61	110 H Vanderbilt	91 63

Non-Div I Games:

Tennessee

■ Loss, 
 ■ Non-Conf, S Site, 
 ■ Home 
 ■ Away 
 N Neutral



Average RPI Win:	235	WON-LOST	WINNING	LAST 10	STRENGTH OF	OPP. STRENGTH	TEAM	ADJ.	CONF.	ADJ CONF.
Average RPI Loss:	187	RECORD	PCT. RANK	GAMES	SCHEDULE	OF SCHEDULE	RPI	RPI	RPI	RPI
DIV. I ONLY	9- 16	252	3- 7	214	255	254	254	26	26	
DIV. I NON-CONF.	4- 5	198	0- 0	190	131	151	151	26	26	
TOTALS	RPI 1-25	RPI 26-50	W-L RECORDS	RPI 51-100	RPI 101-150	RPI 150+				
9- 16	0- 1	0- 0	OVERALL	0- 4	1- 0	8- 11				
6- 3	0- 0	0- 0	HOME	0- 1	0- 0	6- 2				
2- 12	0- 1	0- 0	AWAY	0- 3	1- 0	1- 8				
1- 1	0- 0	0- 0	NEUTRAL	0- 0	0- 0	1- 1				
4- 5	0- 1	0- 0	NON-CONFERENCE	0- 2	1- 0	3- 2				
1- 0	0- 0	0- 0	HOME	0- 0	0- 0	1- 0				
2- 4	0- 1	0- 0	AWAY	0- 2	1- 0	1- 1				
1- 1	0- 0	0- 0	NEUTRAL	0- 0	0- 0	1- 1				
5- 11	0- 0	0- 0	CONFERENCE	0- 2	0- 0	5- 9				
5- 3	0- 0	0- 0	HOME	0- 1	0- 0	5- 2				
0- 8	0- 0	0- 0	AWAY	0- 1	0- 0	0- 7				
0- 0	0- 0	0- 0	NEUTRAL	0- 0	0- 0	0- 0				

RPI 1-25				RPI 26-50				RPI 51-100				RPI 101+ Team's RPI: 254			
RPI	S	Opponent	Score	RPI	S	Opponent	Score	RPI	S	Opponent	Score	RPI	S	Opponent	Score
21	A	Tennessee	36 86					57	A	Belmont	71 87	102	A	Stetson	56 50
								57	H	Belmont	60 70	177	N	Bethune-Cookman	69 60
								80	A	Oklahoma St.	48 86	180	A	Morehead St.	74 87
								91	A	UNLV	48 69	180	H	Morehead St.	69 66
												202	A	Xavier	54 63
												206	A	SIUE	52 73
												212	N	Wisconsin	70 80
												219	H	UT Martin	85 80
												251	A	Jacksonville St.	56 69
												251	H	Jacksonville St.	64 51
												263	A	Austin Peay	63 79
												264	A	Murray St.	72 80
												268	H	Southeast Mo. St.	67 75
												270	A	Eastern Ky.	62 66
												270	H	Eastern Ky.	78 64
												282	A	Tennessee Tech	59 64
												282	H	Tennessee Tech	59 72
												297	A	Lipscomb	77 71
												300	H	Eastern Ill.	69 58
												322	H	Arkansas St.	76 66
LAST 12 Division I GAMES:															
57	A	Belmont	71 87	300	H	Eastern Ill.	69 58								
270	H	Eastern Ky.	78 64	57	H	Belmont	60 70								
180	A	Morehead St.	74 87	206	A	SIUE	52 73								
251	A	Jacksonville St.	56 69	251	H	Jacksonville St.	64 51								
282	H	Tennessee Tech	59 72	282	A	Tennessee Tech	59 64								
263	A	Austin Peay	63 79	270	A	Eastern Ky.	62 66								

Non-Div I Games: Fisk 97 41

Tennessee St.



## Tennessee Tech

Through Games Of March 5, 2017

Average RPI Win:	268	WON-LOST	WINNING	LAST 10	STRENGTH OF	OPP. STRENGTH	TEAM	ADJ.	CONF.	ADJ CONF.
Average RPI Loss:	181	RECORD	PCT. RANK	GAMES	SCHEDULE	OF SCHEDULE	RPI	RPI	RPI	RPI
DIV. I ONLY	9- 20	272	3- 7	205	291	282	282	26	26	
DIV. I NON-CONF.	2- 10	305	0- 0	203	300	308	308	26	26	
TOTALS	RPI 1-25	RPI 26-50	W-L RECORDS	RPI 51-100	RPI 101-150	RPI 150+				
9- 20	0- 0	0- 0	OVERALL	0- 4	0- 3	9- 13				
6- 7	0- 0	0- 0	HOME	0- 2	0- 1	6- 4				
3- 12	0- 0	0- 0	AWAY	0- 2	0- 2	3- 8				
0- 1	0- 0	0- 0	NEUTRAL	0- 0	0- 0	0- 1				
2- 10	0- 0	0- 0	NON-CONFERENCE	0- 2	0- 3	2- 5				
1- 4	0- 0	0- 0	HOME	0- 1	0- 1	1- 2				
1- 6	0- 0	0- 0	AWAY	0- 1	0- 2	1- 3				
0- 0	0- 0	0- 0	NEUTRAL	0- 0	0- 0	0- 0				
7- 10	0- 0	0- 0	CONFERENCE	0- 2	0- 0	7- 8				
5- 3	0- 0	0- 0	HOME	0- 1	0- 0	5- 2				
2- 6	0- 0	0- 0	AWAY	0- 1	0- 0	2- 5				
0- 1	0- 0	0- 0	NEUTRAL	0- 0	0- 0	0- 1				

RPI S	Opponent	Score	RPI S	Opponent	Score	RPI S	Opponent	Score	RPI S	Opponent	Score	Team's RPI: 282
						57	A Belmont	75 89	110	A Vanderbilt	57 89	
						57	H Belmont	66 85	128	A Radford	46 79	
						66	A IUPUI	63 77	137	H Wright St.	54 65	
						81	H Middle Tenn.	62 73	180	A Morehead St.	65 79	
									180	H Morehead St.	52 81	
									181	A Cincinnati	38 60	
									200	H UNCG	59 65	
									203	H ETSU	76 82	
									206	A SIUE	49 60	
									206 N	SIUE	69 77	
									219	H UT Martin	81 71	
									240	A UNC Asheville	65 77	
									251	A Jacksonville St.	44 57	
									251	H Jacksonville St.	56 54	
									254	A Tennessee St.	72 59	
									254	H Tennessee St.	64 59	
									263	H Austin Peay	84 87	
									264	H Murray St.	72 54	
									268	A Southeast Mo. St.	74 63	
									270	A Eastern Ky.	65 78	
									270	H Eastern Ky.	53 51	
									294	H Northern Ky.	55 40	
									297	A Lipscomb	69 71	
									300	A Eastern Ill.	46 54	
									342	A Winthrop	73 50	
LAST 12 Division I GAMES:												
			206 N	SIUE	69 77	300	A Eastern Ill.	46 54				
			270	A Eastern Ky.	65 78	219	H UT Martin	81 71				
			180	H Morehead St.	52 81	270	H Eastern Ky.	53 51				
			251	A Jacksonville St.	44 57	180	A Morehead St.	65 79				
			57	H Belmont	66 85	57	A Belmont	75 89				
			254	A Tennessee St.	72 59	254	H Tennessee St.	64 59				

Non-Div I Games: Tenn. Wesleyan 54 41

Tennessee Tech

■ Loss, 
 ■ Non-Conf, 
 ■ S Site, 
 ■ H Home 
 ■ A Away 
 N Neutral



Average RPI Win:	115	WON-LOST	WINNING	LAST 10	STRENGTH OF	OPP. STRENGTH	TEAM	ADJ.	CONF.	ADJ CONF.
Average RPI Loss:	18	RECORD	PCT. RANK	GAMES	SCHEDULE	OF SCHEDULE	RPI	RPI	RPI	RPI
DIV. I ONLY	23- 8	48	6- 4	7	6	13	13	4	4	
DIV. I NON-CONF.	7- 4	114	1- 0	9	7	36	36	3	3	
TOTALS	RPI 1-25	RPI 26-50	W-L RECORDS	RPI 51-100	RPI 101-150	RPI 150+				
23- 8	6- 6	2- 1	OVERALL	6- 1	0- 0	9- 0				
13- 3	3- 2	1- 0	HOME	2- 1	0- 0	7- 0				
9- 3	3- 3	1- 0	AWAY	3- 0	0- 0	2- 0				
1- 2	0- 1	0- 1	NEUTRAL	1- 0	0- 0	0- 0				
7- 4	2- 4	0- 0	NON-CONFERENCE	0- 0	0- 0	5- 0				
6- 1	1- 1	0- 0	HOME	0- 0	0- 0	5- 0				
1- 2	1- 2	0- 0	AWAY	0- 0	0- 0	0- 0				
0- 1	0- 1	0- 0	NEUTRAL	0- 0	0- 0	0- 0				
16- 4	4- 2	2- 1	CONFERENCE	6- 1	0- 0	4- 0				
7- 2	2- 1	1- 0	HOME	2- 1	0- 0	2- 0				
8- 1	2- 1	1- 0	AWAY	3- 0	0- 0	2- 0				
1- 1	0- 0	0- 1	NEUTRAL	1- 0	0- 0	0- 0				

RPI	S	Opponent	Score	RPI	S	Opponent	Score	RPI	S	Opponent	Score	RPI	S	Opponent	Score
1	N	UConn	54 72	47	A	West Virginia	73 63	59	A	Iowa St.	75 68	163	A	TCU	77 69
3	H	South Carolina	67 76	47	H	West Virginia	69 54	59	H	Iowa St.	66 70	163	H	TCU	83 54
5	A	Baylor	85 79	47	N	West Virginia	59 62	80	A	Oklahoma St.	85 71	178	H	UTSA	76 43
5	H	Baylor	67 70					80	H	Oklahoma St.	66 35	185	A	Kansas	66 54
6	A	Mississippi St.	68 79					80	N	Oklahoma St.	71 60	185	H	Kansas	75 42
7	A	Stanford	59 71					100	A	Texas Tech	77 57	220	H	New Orleans	80 48
12	A	Florida St.	92 88					100	H	Texas Tech	67 47	222	H	UTRGV	85 61
19	A	Oklahoma	73 74									293	H	Northwestern St.	86 39
19	H	Oklahoma	86 68									338	H	Houston Baptist	98 46
20	A	Kansas St.	69 61												
20	H	Kansas St.	63 58												
21	H	Tennessee	72 67												
LAST 12 Division I GAMES:															
		47	N	West Virginia	59	62	12	A	Florida St.	92	88				
		80	N	Oklahoma St.	71	60	185	H	Kansas	75	42				
		20	A	Kansas St.	69	61	5	A	Baylor	85	79				
		59	H	Iowa St.	66	70	20	H	Kansas St.	63	58				
		5	H	Baylor	67	70	80	A	Oklahoma St.	85	71				
		19	A	Oklahoma	73	74	47	H	West Virginia	69	54				

Non-Div I Games:

Texas



Average RPI Win: 106		WON-LOST	WINNING	LAST 10	STRENGTH OF	OPP. STRENGTH	TEAM	ADJ.	CONF.	ADJ CONF.
Average RPI Loss: 46		RECORD	PCT. RANK	GAMES	SCHEDULE	OF SCHEDULE	RPI	RPI	RPI	RPI
DIV. I ONLY		21- 11	92	5- 5	12	32	23	23	2	2
DIV. I NON-CONF.		10- 3	54	0- 0	33	110	34	34	2	2
TOTALS		RPI 1-25	RPI 26-50	W-L RECORDS	RPI 51-100	RPI 101-150	RPI 150+			
21- 11	3- 5		4- 2	OVERALL	6- 2	3- 2	5- 0			
12- 3	0- 2		2- 0	HOME	4- 1	3- 0	3- 0			
5- 6	2- 2		1- 1	AWAY	1- 1	0- 2	1- 0			
4- 2	1- 1		1- 1	NEUTRAL	1- 0	0- 0	1- 0			
10- 3	0- 0		2- 1	NON-CONFERENCE	3- 1	1- 1	4- 0			
6- 1	0- 0		0- 0	HOME	3- 1	1- 0	2- 0			
2- 1	0- 0		1- 0	AWAY	0- 0	0- 1	1- 0			
2- 1	0- 0		1- 1	NEUTRAL	0- 0	0- 0	1- 0			
11- 8	3- 5		2- 1	CONFERENCE	3- 1	2- 1	1- 0			
6- 2	0- 2		2- 0	HOME	1- 0	2- 0	1- 0			
3- 5	2- 2		0- 1	AWAY	1- 1	0- 1	0- 0			
2- 1	1- 1		0- 0	NEUTRAL	1- 0	0- 0	0- 0			

RPI 1-25				Team's RPI: 23		RPI 26-50				RPI 51-100				RPI 101+			
RPI	S	Opponent	Score	RPI	S	Opponent	Score	RPI	S	Opponent	Score	RPI	S	Opponent	Score		
3	H	South Carolina	64 80	30	N	Syracuse	105 84	84	A	Georgia	59 69	101	A	SMU	53 54		
6	A	Mississippi St.	61 71	33	N	Dayton	57 74	86	A	Florida	67 59	107	H	Abilene Christian	71 45		
6	H	Mississippi St.	67 72	36	A	LSU	63 67	86	H	Florida	84 76	110	H	Vanderbilt	77 72		
6	N	Mississippi St.	50 66	36	H	LSU	54 52	86	N	Florida	67 48	118	A	Ole Miss	49 62		
14	A	Kentucky	77 68	45	H	Auburn	66 61	90	H	Southern California	62 66	132	H	Alabama	69 48		
21	A	Tennessee	61 59	46	A	Little Rock	55 37	98	H	Central Ark.	74 49	163	A	TCU	75 67		
24	A	Missouri	76 78					99	H	SFA	63 48	171	H	Arkansas	90 65		
24	N	Missouri	62 48					100	H	Texas Tech	98 90	226	N	Southern U.	81 58		
												269	H	Prairie View	90 62		
												287	H	A&M-Corpus Christi	84 55		
LAST 12 Division I GAMES:																	
				6	N	Mississippi St.	50 66	36	A	LSU	63 67						
				24	N	Missouri	62 48	21	A	Tennessee	61 59						
				86	N	Florida	67 48	132	H	Alabama	69 48						
				118	A	Ole Miss	49 62	45	H	Auburn	66 61						
				3	H	South Carolina	64 80	86	H	Florida	84 76						
				6	H	Mississippi St.	67 72	6	A	Mississippi St.	61 71						

Non-Div I Games:

Texas A&amp;M

Loss, Non-Conf, S Site, H Home A Away N Neutral



Through Games Of March 5, 2017

[illegible]

**Texas Southern**

Page 308



T  
e  
x  
a  
s  
S  
o  
u  
t  
h  
e  
r  
n

RPI S Opponent Score  
Texas Southern

Through Games Of March 5, 2017

RPI	S	Opponent	Score	
349	A	Alabama A&M	53	39
349	H	Alabama A&M	60	51

T  
e  
x  
a  
s  
S  
o  
u  
t  
h  
e  
r  
n

Texas Southern



Average RPI Win:	226	WON-LOST	WINNING	LAST 10	STRENGTH OF	OPP. STRENGTH	TEAM	ADJ.	CONF.	ADJ CONF.
Average RPI Loss:	178	RECORD	PCT. RANK	GAMES	SCHEDULE	OF SCHEDULE	RPI	RPI	RPI	RPI
DIV. I ONLY	16- 12	124	6- 4	252	241	164	164	22	22	
DIV. I NON-CONF.	5- 5	165	0- 0	247	269	189	189	19	19	
TOTALS	RPI 1-25	RPI 26-50	W-L RECORDS	RPI 51-100	RPI 101-150	RPI 150+				
16- 12	0- 1	1- 0	OVERALL	1- 1	1- 2	13- 8				
10- 3	0- 0	1- 0	HOME	0- 1	1- 0	8- 2				
6- 9	0- 1	0- 0	AWAY	1- 0	0- 2	5- 6				
0- 0	0- 0	0- 0	NEUTRAL	0- 0	0- 0	0- 0				
5- 5	0- 1	0- 0	NON-CONFERENCE	0- 0	0- 1	5- 3				
3- 1	0- 0	0- 0	HOME	0- 0	0- 0	3- 1				
2- 4	0- 1	0- 0	AWAY	0- 0	0- 1	2- 2				
0- 0	0- 0	0- 0	NEUTRAL	0- 0	0- 0	0- 0				
11- 7	0- 0	1- 0	CONFERENCE	1- 1	1- 1	8- 5				
7- 2	0- 0	1- 0	HOME	0- 1	1- 0	5- 1				
4- 5	0- 0	0- 0	AWAY	1- 0	0- 1	3- 4				
0- 0	0- 0	0- 0	NEUTRAL	0- 0	0- 0	0- 0				

RPI 1-25				RPI 26-50				RPI 51-100				RPI 101+ Team's RPI: 164			
RPI	S	Opponent	Score	RPI	S	Opponent	Score	RPI	S	Opponent	Score	RPI	S	Opponent	Score
5	A	Baylor	24 90	46	H	Little Rock	64 47	83	A	UT Arlington	75 69	101	A	SMU	56 64
								83	H	UT Arlington	39 61	125	A	Troy	54 65
												125	H	Troy	74 72
												153	A	Louisiana	43 62
												153	H	Louisiana	62 40
												173	A	Houston	61 56
												178	A	UTSA	47 72
												191	H	Texas Southern	53 66
												196	A	North Texas	59 58
												224	A	Appalachian St.	53 37
												224	H	Appalachian St.	64 66
												231	A	Ga. Southern	69 71
												245	A	Coastal Caro.	48 64
												245	H	Coastal Caro.	83 62
												252	A	South Ala.	57 44
												252	H	South Ala.	55 39
												255	A	Georgia St.	62 51
												269	A	Prairie View	60 64
												287	H	A&M-Corpus Christi	57 50
												322	H	Arkansas St.	63 43
												330	A	La.-Monroe	59 61
												330	H	La.-Monroe	63 50
												332	H	Incarnate Word	67 50
												340	H	Sam Houston St.	69 46
LAST 12 Division I GAMES:															
330	A	La.-Monroe	59 61	46	H	Little Rock	64 47	322	H	Arkansas St.	63 43				
153	A	Louisiana	43 62					83	A	UT Arlington	75 69				
125	H	Troy	74 72					245	A	Coastal Caro.	48 64				
252	H	South Ala.	55 39					224	A	Appalachian St.	53 37				
231	A	Ga. Southern	69 71					153	H	Louisiana	62 40				
255	A	Georgia St.	62 51												

Non-Div I Games: St. Edward's 51 65

Texas St.

Loss, Non-Conf, S Site, H Home A Away N Neutral



Average RPI Win:	144	WON-LOST	WINNING	LAST 10	STRENGTH OF	OPP. STRENGTH	TEAM	ADJ.	CONF.	ADJ CONF.
Average RPI Loss:	51	RECORD	PCT. RANK	GAMES	SCHEDULE	OF SCHEDULE	RPI	RPI	RPI	RPI
DIV. I ONLY	14- 17	203	3- 7	19	30	100	100	4	4	
DIV. I NON-CONF.	8- 3	67	0- 0	39	128	37	37	3	3	
TOTALS	RPI 1-25	RPI 26-50	W-L RECORDS	RPI 51-100	RPI 101-150	RPI 150+				
14- 17	0- 11	1- 1	OVERALL	4- 2	3- 0	6- 3				
12- 4	0- 4	1- 0	HOME	4- 0	2- 0	5- 0				
0- 12	0- 6	0- 1	AWAY	0- 2	0- 0	0- 3				
2- 1	0- 1	0- 0	NEUTRAL	0- 0	1- 0	1- 0				
8- 3	0- 2	0- 0	NON-CONFERENCE	2- 0	3- 0	3- 1				
7- 0	0- 0	0- 0	HOME	2- 0	2- 0	3- 0				
0- 3	0- 2	0- 0	AWAY	0- 0	0- 0	0- 1				
1- 0	0- 0	0- 0	NEUTRAL	0- 0	1- 0	0- 0				
6- 14	0- 9	1- 1	CONFERENCE	2- 2	0- 0	3- 2				
5- 4	0- 4	1- 0	HOME	2- 0	0- 0	2- 0				
0- 9	0- 4	0- 1	AWAY	0- 2	0- 0	0- 2				
1- 1	0- 1	0- 0	NEUTRAL	0- 0	0- 0	1- 0				

RPI	S	Opponent	Score	RPI	S	Opponent	Score	RPI	S	Opponent	Score	RPI	S	Opponent	Score
5	A	Baylor	48 86	47	A	West Virginia	79 89	59	A	Iowa St.	68 79	114	H	North Dakota	90 80
5	H	Baylor	61 79	47	H	West Virginia	75 66	59	H	Iowa St.	75 66	122	N	Fordham	59 50
5	N	Baylor	63 95					80	A	Oklahoma St.	62 75	150	H	New Mexico	69 58
13	A	Texas	47 67					80	H	Oklahoma St.	70 65	163	A	TCU	62 76
13	H	Texas	57 77					83	H	UT Arlington	79 60	163	H	TCU	79 64
15	A	Miami (FL)	56 74					98	H	Central Ark.	79 45	163	N	TCU	76 58
19	A	Oklahoma	45 66									171	A	Arkansas	60 66
19	H	Oklahoma	56 64									173	H	Houston	84 60
20	A	Kansas St.	54 68									185	A	Kansas	60 66
20	H	Kansas St.	53 65									185	H	Kansas	75 60
23	A	Texas A&M	90 98									269	H	Prairie View	85 43
												304	H	Alcorn	90 37
LAST 12 Division I GAMES:															
		5 N Baylor	63 95			59 A Iowa St.	68 79								
		163 N TCU	76 58			19 H Oklahoma	56 64								
		163 H TCU	79 64			163 A TCU	62 76								
		5 A Baylor	48 86			5 H Baylor	61 79								
		80 A Oklahoma St.	62 75			20 H Kansas St.	53 65								
		185 H Kansas	75 60			185 A Kansas	60 66								

Non-Div I Games:

Texas Tech

■ Loss, 
■ Non-Conf, S Site, 
■ Home 
■ Away 
N Neutral



Average RPI Win:	194	WON-LOST	WINNING	LAST 10	STRENGTH OF	OPP. STRENGTH	TEAM	ADJ.	CONF.	ADJ CONF.
Average RPI Loss:	57	RECORD	PCT. RANK	GAMES	SCHEDULE	OF SCHEDULE	RPI	RPI	RPI	RPI
DIV. I ONLY	20- 8	60	8- 2	86	98	56	56	10	10	
DIV. I NON-CONF.	8- 2	49	0- 0	222	36	82	82	11	11	
TOTALS	RPI 1-25	RPI 26-50	W-L RECORDS	RPI 51-100	RPI 101-150	RPI 150+				
20- 8	0- 2	2- 1	OVERALL	3- 4	2- 1	13- 0				
10- 4	0- 1	1- 0	HOME	1- 2	1- 1	7- 0				
9- 3	0- 0	1- 1	AWAY	2- 2	1- 0	5- 0				
1- 1	0- 1	0- 0	NEUTRAL	0- 0	0- 0	1- 0				
8- 2	0- 2	1- 0	NON-CONFERENCE	0- 0	1- 0	6- 0				
4- 1	0- 1	0- 0	HOME	0- 0	1- 0	3- 0				
3- 0	0- 0	1- 0	AWAY	0- 0	0- 0	2- 0				
1- 1	0- 1	0- 0	NEUTRAL	0- 0	0- 0	1- 0				
12- 6	0- 0	1- 1	CONFERENCE	3- 4	1- 1	7- 0				
6- 3	0- 0	1- 0	HOME	1- 2	0- 1	4- 0				
6- 3	0- 0	0- 1	AWAY	2- 2	1- 0	3- 0				
0- 0	0- 0	0- 0	NEUTRAL	0- 0	0- 0	0- 0				

RPI 1-25				RPI 26-50				RPI 51-100				Team's RPI: 56	RPI 101+			
RPI	S	Opponent	Score	RPI	S	Opponent	Score	RPI	S	Opponent	Score		RPI	S	Opponent	Score
2	H	Notre Dame	68 85	33	A	Dayton	76 72	55	A	Ohio	55 61		117	A	Ball St.	76 66
9	N	UCLA	73 75	38	A	Central Mich.	61 72	55	H	Ohio	55 64		117	H	Ball St.	45 51
				38	H	Central Mich.	74 72	89	A	Northern Ill.	79 75		148	H	Detroit Mercy	72 66
								89	H	Northern Ill.	73 77		170	A	Western Mich.	72 66
								92	A	Kent St.	60 70		170	H	Western Mich.	75 67
								96	A	Buffalo	73 64		183	A	Cleveland St.	92 59
								96	H	Buffalo	85 63		238	A	Akron	61 57
													241	H	Miami (OH)	64 50
													247	H	St. Bonaventure	74 50
													258	H	Bowling Green	74 59
													278	N	Davidson	76 41
													283	A	Eastern Mich.	66 49
													283	H	Eastern Mich.	65 57
													287	A	A&M-Corpus Christi	76 60
													302	H	Rhode Island	65 50
													319	H	Ill.-Chicago	79 51
LAST 12 Division I GAMES:																
				117	A	Ball St.	76 66					258	H	Bowling Green	74 59	
				89	A	Northern Ill.	79 75					170	A	Western Mich.	72 66	
				170	H	Western Mich.	75 67					55	A	Ohio	55 61	
				283	H	Eastern Mich.	65 57					96	H	Buffalo	85 63	
				38	A	Central Mich.	61 72					38	H	Central Mich.	74 72	
				238	A	Akron	61 57					92	A	Kent St.	60 70	

Non-Div I Games: Madonna 99 47

Toledo

■ Loss, 
 ■ Non-Conf, S Site, 
 ■ Home 
 ■ Away 
 N Neutral



Average RPI Win: <b>198</b>	WON-LOST	WINNING	LAST 10	STRENGTH OF	OPP. STRENGTH	TEAM	ADJ.	CONF.	ADJ CONF.
Average RPI Loss: <b>130</b>	RECORD	PCT. RANK	GAMES	SCHEDULE	OF SCHEDULE	RPI	RPI	RPI	RPI
DIV. I ONLY	<b>12- 17</b>	<b>221</b>	<b>1- 9</b>	<b>136</b>	<b>129</b>	<b>199</b>	<b>199</b>	<b>9</b>	<b>9</b>
DIV. I NON-CONF.	<b>7- 4</b>	<b>114</b>	<b>0- 0</b>	<b>231</b>	<b>309</b>	<b>174</b>	<b>174</b>	<b>8</b>	<b>8</b>
TOTALS	RPI 1-25	RPI 26-50	W-L RECORDS	RPI 51-100	RPI 101-150	RPI 150+			
12- 17	0- 1	2- 2	OVERALL	0- 3	2- 4	8- 7			
8- 8	0- 0	1- 1	HOME	0- 2	2- 2	5- 3			
4- 9	0- 1	1- 1	AWAY	0- 1	0- 2	3- 4			
0- 0	0- 0	0- 0	NEUTRAL	0- 0	0- 0	0- 0			
7- 4	0- 1	0- 0	NON-CONFERENCE	0- 1	1- 1	6- 1			
5- 2	0- 0	0- 0	HOME	0- 1	1- 1	4- 0			
2- 2	0- 1	0- 0	AWAY	0- 0	0- 0	2- 1			
0- 0	0- 0	0- 0	NEUTRAL	0- 0	0- 0	0- 0			
5- 13	0- 0	2- 2	CONFERENCE	0- 2	1- 3	2- 6			
3- 6	0- 0	1- 1	HOME	0- 1	1- 1	1- 3			
2- 7	0- 0	1- 1	AWAY	0- 1	0- 2	1- 3			
0- 0	0- 0	0- 0	NEUTRAL	0- 0	0- 0	0- 0			

RPI 1-25				RPI 26-50				RPI 51-100				RPI 101+ Team's RPI: 199			
RPI	S	Opponent	Score	RPI	S	Opponent	Score	RPI	S	Opponent	Score	RPI	S	Opponent	Score
16	A	Maryland	63 <b>97</b>	27	A	Elon	55 <b>83</b>	65	H	Georgetown	59 <b>75</b>	105	H	Rider	75 <b>79</b>
				27	H	Elon	65 <b>67</b>	79	A	Drexel	48 <b>58</b>	126	H	Cornell	68 63
				41	A	James Madison	60 55	79	H	Drexel	65 <b>80</b>	130	A	William & Mary	55 <b>68</b>
				41	H	James Madison	54 51					130	H	William & Mary	64 60
LAST 12 Division I GAMES:															
				136	A	Delaware	59 <b>75</b>	223	H	UNCW	42 <b>48</b>				
				27	H	Elon	65 <b>67</b>	204	A	Col. of Charleston	54 <b>59</b>				
				188	A	Hofstra	59 56	27	A	Elon	55 <b>83</b>				
				152	H	Northeastern	51 <b>63</b>	136	H	Delaware	67 <b>73</b>				
				79	H	Drexel	65 <b>80</b>	223	A	UNCW	56 <b>59</b>				
				130	A	William & Mary	55 <b>68</b>	41	A	James Madison	60 55				
												223	A	UNCW	56 <b>59</b>
												223	H	UNCW	42 <b>48</b>
												273	H	Norfolk St.	61 58
												274	A	Colgate	71 <b>76</b>
												286	H	Coppin St.	69 65
												341	A	Wagner	69 40
												343	H	UMass Lowell	90 56

Non-Div I Games:

Towson



Average RPI Win: <b>227</b>	WON-LOST	WINNING	LAST 10	STRENGTH OF	OPP. STRENGTH	TEAM	ADJ.	CONF.	ADJ CONF.
Average RPI Loss: <b>108</b>	RECORD	PCT. RANK	GAMES	SCHEDULE	OF SCHEDULE	RPI	RPI	RPI	RPI
DIV. I ONLY	<b>17- 10</b>	<b>108</b>	<b>5- 5</b>	<b>178</b>	<b>183</b>	<b>125</b>	<b>125</b>	<b>22</b>	<b>22</b>
DIV. I NON-CONF.	<b>5- 4</b>	<b>143</b>	<b>0- 0</b>	<b>139</b>	<b>65</b>	<b>106</b>	<b>106</b>	<b>19</b>	<b>19</b>
TOTALS	RPI 1-25	RPI 26-50	W-L RECORDS	RPI 51-100	RPI 101-150	RPI 150+			
17- 10	0- 1	0- 3	OVERALL	3- 2	0- 0	14- 4			
9- 3	0- 0	0- 1	HOME	2- 0	0- 0	7- 2			
6- 7	0- 0	0- 0	AWAY	0- 0	0- 0	6- 0			
2- 0	0- 0	0- 0	NEUTRAL	1- 0	0- 0	1- 0			
5- 4	0- 1	0- 1	NON-CONFERENCE	2- 1	0- 0	3- 1			
2- 1	0- 0	0- 0	HOME	1- 0	0- 0	1- 1			
1- 3	0- 1	0- 1	AWAY	0- 1	0- 0	1- 0			
2- 0	0- 0	0- 0	NEUTRAL	1- 0	0- 0	1- 0			
12- 6	0- 0	0- 2	CONFERENCE	1- 1	0- 0	11- 3			
7- 2	0- 0	0- 1	HOME	1- 0	0- 0	6- 1			
5- 4	0- 0	0- 1	AWAY	0- 1	0- 0	5- 2			
0- 0	0- 0	0- 0	NEUTRAL	0- 0	0- 0	0- 0			

RPI 1-25				RPI 26-50				RPI 51-100				RPI 101+ Team's RPI: 125			
RPI	S	Opponent	Score	RPI	S	Opponent	Score	RPI	S	Opponent	Score	RPI	S	Opponent	Score
21	A	Tennessee	84 <b>110</b>	45	A	Auburn	52 <b>61</b>	57	H	Belmont	91 74	153	A	Louisiana	72 <b>80</b>
				46	A	Little Rock	74 <b>77</b>	62	N	Villanova	93 85	164	A	Texas St.	72 <b>74</b>
				46	H	Little Rock	63 <b>74</b>	83	A	UT Arlington	72 <b>78</b>	164	H	Texas St.	65 54
								83	H	UT Arlington	85 68	172	H	UAB	77 <b>81</b>
								97	A	Jacksonville	70 <b>77</b>	211	H	Alabama St.	95 66
												224	H	Appalachian St.	86 77
												231	A	Ga. Southern	89 86
												231	H	Ga. Southern	77 67
												245	H	Coastal Caro.	78 66
												252	A	South Ala.	73 57
												252	H	South Ala.	75 71
												255	A	Georgia St.	87 69
												255	H	Georgia St.	65 <b>68</b>
												290	A	Nicholls St.	100 75
												322	A	Arkansas St.	83 75
												322	H	Arkansas St.	90 77
												323	N	Loyola Chicago	91 67
												330	A	La.-Monroe	94 67
LAST 12 Division I GAMES:															
46	H	Little Rock	63 <b>74</b>	153	A	Louisiana	72 <b>80</b>								
322	H	Arkansas St.	90 77	330	A	La.-Monroe	94 67								
164	A	Texas St.	72 <b>74</b>	252	H	South Ala.	75 71								
83	A	UT Arlington	72 <b>78</b>	255	H	Georgia St.	65 <b>68</b>								
245	H	Coastal Caro.	78 66	231	H	Ga. Southern	77 67								
224	H	Appalachian St.	86 77	322	A	Arkansas St.	83 75								

Non-Div I Games: Armstrong St. 118 72 Thomas (GA) 110 55

Troy



T  
u  
l  
a  
n  
e

T  
u  
l  
a  
n  
e

Tulane

Page 315



**T  
u  
l  
s  
a**

T  
u  
l  
s  
a

Tulsa

Page 316



Average RPI Win:	249	WON-LOST	WINNING	LAST 10	STRENGTH OF	OPP. STRENGTH	TEAM	ADJ.	CONF.	ADJ CONF.
Average RPI Loss:	112	RECORD	PCT. RANK	GAMES	SCHEDULE	OF SCHEDULE	RPI	RPI	RPI	RPI
DIV. I ONLY	14- 14	168	5- 5	158	161	172	172	14	14	
DIV. I NON-CONF.	6- 4	127	0- 0	99	211	99	99	16	16	
TOTALS	RPI 1-25	RPI 26-50	W-L RECORDS	RPI 51-100	RPI 101-150	RPI 150+				
14- 14	0- 2	0- 2	OVERALL	0- 3	2- 3	12- 4				
8- 6	0- 1	0- 1	HOME	0- 2	0- 0	8- 2				
5- 8	0- 1	0- 1	AWAY	0- 1	2- 3	3- 2				
1- 0	0- 0	0- 0	NEUTRAL	0- 0	0- 0	1- 0				
6- 4	0- 2	0- 0	NON-CONFERENCE	0- 1	1- 0	5- 1				
3- 2	0- 1	0- 0	HOME	0- 1	0- 0	3- 0				
2- 2	0- 1	0- 0	AWAY	0- 0	1- 0	1- 1				
1- 0	0- 0	0- 0	NEUTRAL	0- 0	0- 0	1- 0				
8- 10	0- 0	0- 2	CONFERENCE	0- 2	1- 3	7- 3				
5- 4	0- 0	0- 1	HOME	0- 1	0- 0	5- 2				
3- 6	0- 0	0- 1	AWAY	0- 1	1- 3	2- 1				
0- 0	0- 0	0- 0	NEUTRAL	0- 0	0- 0	0- 0				

RPI	S	Opponent	Score	RPI	S	Opponent	Score	RPI	S	Opponent	Score	RPI	S	Opponent	Score	Team's RPI: 172
12	H	Florida St.	47 93	40	A	Western Ky.	48 60	57	H	Belmont	58 72	113	A	Charlotte	88 81	
17	A	DePaul	80 90	40	H	Western Ky.	52 62	81	A	Middle Tenn.	56 87	120	A	Southern Miss.	59 64	
								81	H	Middle Tenn.	61 64	125	A	Troy	81 77	
												131	A	Old Dominion	61 73	
												145	A	Louisiana Tech	63 64	
												161	H	Rice	62 61	
												165	A	Southern Ill.	64 49	
												178	H	UTSA	67 82	
												196	H	North Texas	58 59	
												221	H	High Point	75 66	
												228	A	Samford	49 52	
												243	A	Marshall	58 61	
												243	H	Marshall	71 55	
												252	H	South Ala.	66 41	
												298	H	UTEP	74 61	
												307	A	FIU	61 52	
												307	H	FIU	82 68	
												310	H	Mississippi Val.	80 46	
												313	N	Gardner-Webb	59 49	
												337	A	Fla. Atlantic	78 75	
												337	H	Fla. Atlantic	66 55	
LAST 12 Division I GAMES:																
307	A	FIU	61 52	113	A	Charlotte	88 81									
337	A	Fla. Atlantic	78 75	178	H	UTSA	67 82									
81	A	Middle Tenn.	56 87	298	H	UTEP	74 61									
40	H	Western Ky.	52 62	120	A	Southern Miss.	59 64									
243	H	Marshall	71 55	145	A	Louisiana Tech	63 64									
131	A	Old Dominion	61 73	307	H	FIU	82 68									

Non-Div I Games: Miles 106 48

UAB

■ Loss, 
 ■ Non-Conf, 
 ■ S Site, 
 ■ H Home 
 ■ A Away 
 N Neutral



Average RPI Win:	227	WON-LOST	WINNING	LAST 10	STRENGTH OF	OPP. STRENGTH	TEAM	ADJ.	CONF.	ADJ CONF.
Average RPI Loss:	90	RECORD	PCT. RANK	GAMES	SCHEDULE	OF SCHEDULE	RPI	RPI	RPI	RPI
DIV. I ONLY	22- 6	27	10- 0	195	200	71	71	24	24	
DIV. I NON-CONF.	8- 4	97	0- 0	72	88	58	58	23	23	
TOTALS	RPI 1-25	RPI 26-50	W-L RECORDS	RPI 51-100	RPI 101-150	RPI 150+				
22- 6	0- 2	0- 0	OVERALL	2- 1	2- 2	18- 1				
11- 2	0- 0	0- 0	HOME	1- 0	1- 1	9- 1				
11- 3	0- 2	0- 0	AWAY	1- 0	1- 1	9- 0				
0- 1	0- 0	0- 0	NEUTRAL	0- 1	0- 0	0- 0				
8- 4	0- 2	0- 0	NON-CONFERENCE	2- 1	2- 0	4- 1				
4- 1	0- 0	0- 0	HOME	1- 0	1- 0	2- 1				
4- 2	0- 2	0- 0	AWAY	1- 0	1- 0	2- 0				
0- 1	0- 0	0- 0	NEUTRAL	0- 1	0- 0	0- 0				
14- 2	0- 0	0- 0	CONFERENCE	0- 0	0- 2	14- 0				
7- 1	0- 0	0- 0	HOME	0- 0	0- 1	7- 0				
7- 1	0- 0	0- 0	AWAY	0- 0	0- 1	7- 0				
0- 0	0- 0	0- 0	NEUTRAL	0- 0	0- 0	0- 0				

RPI 1-25				RPI 26-50				RPI 51-100				Team's RPI: 71	RPI 101+			
RPI	S	Opponent	Score	RPI	S	Opponent	Score	RPI	S	Opponent	Score		RPI	S	Opponent	Score
4	A	Oregon St.	52 93					78	H	Montana St.	70 62		116	H	St. Mary's (CA)	68 66
7	A	Stanford	42 68					94	A	UCF	77 71		123	A	Long Beach St.	62 64
								97	N	Jacksonville	54 61		123	H	Long Beach St.	51 64
													138	A	San Francisco	78 58
													157	A	CSUN	63 55
													157	H	CSUN	81 65
													179	A	UC Riverside	61 59
													179	H	UC Riverside	72 55
													188	H	Hofstra	60 64
													232	A	UC Santa Barbara	62 48
													232	H	UC Santa Barbara	70 61
													244	A	Pacific	95 87
													248	A	Hawaii	69 50
													248	H	Hawaii	70 55
													257	H	San Diego St.	75 55
													265	A	Cal Poly	61 53
													265	H	Cal Poly	83 75
													276	H	Portland	66 52
													280	A	Sacramento St.	110 78
													327	A	UC Irvine	89 48
													327	H	UC Irvine	62 42
													346	A	Cal St. Fullerton	70 51
													346	H	Cal St. Fullerton	59 39
LAST 12 Division I GAMES:																
				157	A	CSUN	63 55						232	A	UC Santa Barbara	62 48
				179	A	UC Riverside	61 59						265	A	Cal Poly	61 53
				232	H	UC Santa Barbara	70 61						346	H	Cal St. Fullerton	59 39
				265	H	Cal Poly	83 75						179	H	UC Riverside	72 55
				248	A	Hawaii	69 50						123	A	Long Beach St.	62 64
				327	H	UC Irvine	62 42						346	A	Cal St. Fullerton	70 51

Non-Div I Games: Holy Names 91 51

UC Davis

■ Loss, 
 ■ Non-Conf, 
 ■ S Site, 
 ■ Home 
 ■ A Away 
 N Neutral



Average RPI Win:	<b>262</b>	WON-LOST	WINNING	LAST 10	STRENGTH OF	OPP. STRENGTH	TEAM	ADJ.	CONF.	ADJ CONF.
Average RPI Loss:	<b>184</b>	RECORD	PCT. RANK	GAMES	SCHEDULE	OF SCHEDULE	RPI	RPI	RPI	RPI
DIV. I ONLY	<b>4- 25</b>	<b>334</b>	<b>2- 8</b>	<b>221</b>	<b>273</b>	<b>327</b>	<b>327</b>	<b>24</b>	<b>24</b>	
DIV. I NON-CONF.	<b>1- 12</b>	<b>332</b>	<b>0- 0</b>	<b>187</b>	<b>296</b>	<b>321</b>	<b>321</b>	<b>23</b>	<b>23</b>	
TOTALS	RPI 1-25	RPI 26-50	W-L RECORDS	RPI 51-100	RPI 101-150	RPI 150+				
4- 25	0- 0	0- 0	OVERALL	0- 6	0- 2	4- 17				
2- 12	0- 0	0- 0	HOME	0- 4	0- 1	2- 7				
2- 12	0- 0	0- 0	AWAY	0- 2	0- 1	2- 9				
0- 1	0- 0	0- 0	NEUTRAL	0- 0	0- 0	0- 1				
1- 12	0- 0	0- 0	NON-CONFERENCE	0- 4	0- 0	1- 8				
0- 6	0- 0	0- 0	HOME	0- 3	0- 0	0- 3				
1- 5	0- 0	0- 0	AWAY	0- 1	0- 0	1- 4				
0- 1	0- 0	0- 0	NEUTRAL	0- 0	0- 0	0- 1				
3- 13	0- 0	0- 0	CONFERENCE	0- 2	0- 2	3- 9				
2- 6	0- 0	0- 0	HOME	0- 1	0- 1	2- 4				
1- 7	0- 0	0- 0	AWAY	0- 1	0- 1	1- 5				
0- 0	0- 0	0- 0	NEUTRAL	0- 0	0- 0	0- 0				

RPI S	Opponent	Score	RPI S	Opponent	Score	RPI S	Opponent	Score	RPI S	Opponent	Score	Team's RPI: 327
						71	A UC Davis	42 <b>62</b>	123	A Long Beach St.	74 <b>87</b>	
						71	H UC Davis	48 <b>89</b>	123	H Long Beach St.	63 <b>68</b>	
						76	A Gonzaga	38 <b>102</b>	157	A CSUN	77 <b>85</b>	
						90	H Southern California	45 <b>83</b>	157	H CSUN	77 52	
						91	H UNLV	46 <b>62</b>	168	A Idaho St.	54 <b>65</b>	
						95	H Saint Louis	69 <b>79</b>	174	N Fresno St.	45 <b>63</b>	
									179	A UC Riverside	58 <b>76</b>	
									179	H UC Riverside	58 <b>79</b>	
									186	A Utah St.	52 <b>66</b>	
									201	A Loyola Marymount	39 <b>58</b>	
									232	A UC Santa Barbara	53 <b>71</b>	
									232	H UC Santa Barbara	60 <b>85</b>	
									233	A Portland St.	73 <b>79</b>	
									248	A Hawaii	62 <b>79</b>	
									248	H Hawaii	60 <b>73</b>	
									250	H CSU Bakersfield	66 <b>86</b>	
									265	A Cal Poly	74 71	
									265	H Cal Poly	60 <b>78</b>	
									280	H Sacramento St.	70 <b>78</b>	
									281	A Nevada	72 59	
									285	H Southern Utah	58 <b>70</b>	
									346	A Cal St. Fullerton	53 <b>64</b>	
									346	H Cal St. Fullerton	69 62	
LAST 12 Division I GAMES:												
346	H	Cal St. Fullerton	69	62	71	A	UC Davis	42	<b>62</b>			
232	A	UC Santa Barbara	53	<b>71</b>	265	H	Cal Poly	60	<b>78</b>			
123	A	Long Beach St.	74	<b>87</b>	123	H	Long Beach St.	63	<b>68</b>			
248	H	Hawaii	60	<b>73</b>	232	H	UC Santa Barbara	60	<b>85</b>			
265	A	Cal Poly	74	71	248	A	Hawaii	62	<b>79</b>			
157	A	CSUN	77	<b>85</b>	179	H	UC Riverside	58	<b>79</b>			

Non-Div I Games: Concordia (CA) 92 61

UC Irvine

■ Loss, 
 ■ Non-Conf, 
 ■ S Site, 
 ■ Home 
 ■ A Away 
 N Neutral



## UC Riverside

Through Games Of March 5, 2017

Average RPI Win:	267	WON-LOST	WINNING	LAST 10	STRENGTH OF	OPP. STRENGTH	TEAM	ADJ.	CONF.	ADJ CONF.
Average RPI Loss:	109	RECORD	PCT. RANK	GAMES	SCHEDULE	OF SCHEDULE	RPI	RPI	RPI	RPI
DIV. I ONLY	15- 14	164	5- 5	207	214	179	179	24	24	
DIV. I NON-CONF.	6- 7	182	0- 0	126	129	150	150	23	23	
TOTALS	RPI 1-25	RPI 26-50	W-L RECORDS	RPI 51-100	RPI 101-150	RPI 150+				
15- 14	0- 1	0- 0	OVERALL	0- 6	0- 3	15- 4				
8- 5	0- 0	0- 0	HOME	0- 3	0- 1	8- 1				
6- 9	0- 1	0- 0	AWAY	0- 3	0- 2	6- 3				
1- 0	0- 0	0- 0	NEUTRAL	0- 0	0- 0	1- 0				
6- 7	0- 1	0- 0	NON-CONFERENCE	0- 4	0- 1	6- 1				
3- 2	0- 0	0- 0	HOME	0- 2	0- 0	3- 0				
2- 5	0- 1	0- 0	AWAY	0- 2	0- 1	2- 1				
1- 0	0- 0	0- 0	NEUTRAL	0- 0	0- 0	1- 0				
9- 7	0- 0	0- 0	CONFERENCE	0- 2	0- 2	9- 3				
5- 3	0- 0	0- 0	HOME	0- 1	0- 1	5- 1				
4- 4	0- 0	0- 0	AWAY	0- 1	0- 1	4- 2				
0- 0	0- 0	0- 0	NEUTRAL	0- 0	0- 0	0- 0				

RPI 1-25			RPI 26-50			RPI 51-100			RPI 101+ Team's RPI: 179		
RPI	S	Opponent	Score	RPI	S	Opponent	Score	RPI	S	Opponent	Score
24	A	Missouri	62 68					53	A	California	56 71
								61	H	Penn	55 71
								71	A	UC Davis	55 72
								71	H	UC Davis	59 61
								72	H	South Dakota	55 61
								90	A	Southern California	49 67
								104	A	FGCU	45 60
								123	A	Long Beach St.	51 55
								123	H	Long Beach St.	66 73
								157	A	CSUN	70 79
								157	H	CSUN	67 70
								185	A	Kansas	84 90
								201	A	Loyola Marymount	75 72
								213	H	Seattle U	58 54
								228	N	Samford	51 48
								232	A	UC Santa Barbara	54 58
								232	H	UC Santa Barbara	73 69
								246	H	Grand Canyon	77 64
								248	A	Hawaii	79 59
								248	H	Hawaii	63 45
								250	A	CSU Bakersfield	71 66
								257	H	San Diego St.	72 44
								265	A	Cal Poly	72 69
								265	H	Cal Poly	68 59
								327	A	UC Irvine	79 58
								327	H	UC Irvine	76 58
								346	A	Cal St. Fullerton	75 63
								346	H	Cal St. Fullerton	68 45
LAST 12 Division I GAMES:											
71	H	UC Davis	59 61	248	A	Hawaii	79 59				
157	A	CSUN	70 79	265	A	Cal Poly	72 69				
123	H	Long Beach St.	66 73	248	H	Hawaii	63 45				
346	A	Cal St. Fullerton	75 63	123	A	Long Beach St.	51 55				
232	H	UC Santa Barbara	73 69	71	A	UC Davis	55 72				
157	H	CSUN	67 70	346	H	Cal St. Fullerton	68 45				

Non-Div I Games:

UC Riverside

■ Loss, 
 ■ Non-Conf, 
 ■ S Site, 
 ■ Home 
 ■ A Away 
 N Neutral



Average RPI Win: 269		WON-LOST	WINNING	LAST 10	STRENGTH OF	OPP. STRENGTH	TEAM	ADJ.	CONF.	ADJ CONF.
Average RPI Loss: 152		RECORD	PCT. RANK	GAMES	SCHEDULE	OF SCHEDULE	RPI	RPI	RPI	RPI
DIV. I ONLY		14- 15	180	5- 5	310	202	232	232	24	24
DIV. I NON-CONF.		5- 8	218	0- 0	301	147	269	269	23	23
TOTALS		RPI 1-25	RPI 26-50		W-L RECORDS		RPI 51-100	RPI 101-150	RPI 150+	
14- 15	0- 1	0- 0		OVERALL		0- 3	1- 2		13- 9	
8- 5	0- 1	0- 0		HOME		0- 1	1- 1		7- 2	
4- 10	0- 0	0- 0		AWAY		0- 2	0- 1		4- 7	
2- 0	0- 0	0- 0		NEUTRAL		0- 0	0- 0		2- 0	
5- 8	0- 1	0- 0		NON-CONFERENCE		0- 1	0- 1		5- 5	
2- 3	0- 1	0- 0		HOME		0- 0	0- 1		2- 1	
1- 5	0- 0	0- 0		AWAY		0- 1	0- 0		1- 4	
2- 0	0- 0	0- 0		NEUTRAL		0- 0	0- 0		2- 0	
9- 7	0- 0	0- 0		CONFERENCE		0- 2	1- 1		8- 4	
6- 2	0- 0	0- 0		HOME		0- 1	1- 0		5- 1	
3- 5	0- 0	0- 0		AWAY		0- 1	0- 1		3- 3	
0- 0	0- 0	0- 0		NEUTRAL		0- 0	0- 0		0- 0	

RPI 1-25					
RPI	S	Opponent	Score		
9	H	UCLA	52	71	
RPI 26-50					
RPI	S	Opponent	Score		
RPI 51-100					
RPI	S	Opponent	Score		
59	A	Iowa St.	60	77	
71	A	UC Davis	61	70	
71	H	UC Davis	48	62	
RPI 101+					
RPI	S	Opponent	Score		
123	A	Long Beach St.	45	59	
123	H	Long Beach St.	65	60	
135	H	Yale	60	64	
157	A	CSUN	61	75	
157	H	CSUN	55	62	
159	H	Santa Clara	58	69	
174	A	Fresno St.	50	49	
179	A	UC Riverside	69	73	
179	H	UC Riverside	58	54	
201	A	Loyola Marymount	55	57	
213	A	Seattle U	53	58	
217	A	San Diego	63	77	
248	A	Hawaii	67	52	
248	H	Hawaii	74	62	
257	A	San Diego St.	70	84	
265	A	Cal Poly	67	78	
265	H	Cal Poly	77	63	
287	N	A&M-Corpus Christi	66	60	
289	H	Northern Ariz.	60	51	
299	N	North Dakota St.	66	59	
311	H	Pepperdine	66	57	
327	A	UC Irvine	85	60	
327	H	UC Irvine	71	53	
346	A	Cal St. Fullerton	56	49	
346	H	Cal St. Fullerton	57	37	
Team's RPI: 232					
LAST 12 Division I GAMES:					
265	H	Cal Poly	77	63	
327	H	UC Irvine	71	53	
71	A	UC Davis	61	70	
123	A	Long Beach St.	45	59	
179	A	UC Riverside	69	73	
248	A	Hawaii	67	52	
157	H	CSUN	55	62	
71	H	UC Davis	48	62	
346	H	Cal St. Fullerton	57	37	
327	A	UC Irvine	85	60	
157	A	CSUN	61	75	
248	H	Hawaii	74	62	

UC Santa Barbara



Average RPI Win:	180	WON-LOST	WINNING	LAST 10	STRENGTH OF	OPP. STRENGTH	TEAM	ADJ.	CONF.	ADJ CONF.
Average RPI Loss:	95	RECORD	PCT. RANK	GAMES	SCHEDULE	OF SCHEDULE	RPI	RPI	RPI	RPI
DIV. I ONLY	20- 11	101	7- 3	119	80	94	94	5	5	
DIV. I NON-CONF.	10- 3	54	0- 0	220	258	102	102	5	5	
TOTALS	RPI 1-25	RPI 26-50	W-L RECORDS	RPI 51-100	RPI 101-150	RPI 150+				
20- 11	0- 3	1- 0	OVERALL	2- 2	4- 3	13- 3				
10- 6	0- 2	0- 0	HOME	0- 1	3- 2	7- 1				
9- 4	0- 0	1- 0	AWAY	1- 1	1- 1	6- 2				
1- 1	0- 1	0- 0	NEUTRAL	1- 0	0- 0	0- 0				
10- 3	0- 0	0- 0	NON-CONFERENCE	0- 2	2- 1	8- 0				
6- 2	0- 0	0- 0	HOME	0- 1	2- 1	4- 0				
4- 1	0- 0	0- 0	AWAY	0- 1	0- 0	4- 0				
0- 0	0- 0	0- 0	NEUTRAL	0- 0	0- 0	0- 0				
10- 8	0- 3	1- 0	CONFERENCE	2- 0	2- 2	5- 3				
4- 4	0- 2	0- 0	HOME	0- 0	1- 1	3- 1				
5- 3	0- 0	1- 0	AWAY	1- 0	1- 1	2- 2				
1- 1	0- 1	0- 0	NEUTRAL	1- 0	0- 0	0- 0				

RPI S Opponent	Score	RPI S Opponent	Score	RPI S Opponent	Score	RPI S Opponent	Score
1 H UConn	48 84	29 A South Fla.	66 62	71 H UC Davis	71 77	101 A SMU	58 63
1 N UConn	56 78			73 A Tulane	56 51	101 H SMU	63 37
18 H Temple	60 66			73 N Tulane	61 57	105 H Rider	49 30
				96 A Buffalo	65 66	106 H Virginia Tech	64 67
						141 A Tulsa	62 58
						141 H Tulsa	62 73
						143 H Omaha	81 41
						162 A Memphis	59 65
						162 H Memphis	62 65
						166 A East Carolina	54 42
						166 H East Carolina	79 51
						173 A Houston	62 48
						173 H Houston	85 59
						177 H Bethune-Cookman	70 43
						181 A Cincinnati	57 63
						181 H Cincinnati	64 44
						231 A Ga. Southern	74 54
						252 H South Ala.	70 58
						260 A Butler	66 59
						263 H Austin Peay	61 43
						278 A Davidson	57 38
						307 A FIU	69 52
						313 H Gardner-Webb	66 52

## LAST 12 Division I GAMES:

1 N UConn	56 78	29 A South Fla.	66 62
73 N Tulane	61 57	141 A Tulsa	62 58
18 H Temple	60 66	173 H Houston	85 59
101 H SMU	63 37	101 A SMU	58 63
73 A Tulane	56 51	162 A Memphis	59 65
166 H East Carolina	79 51	181 H Cincinnati	64 44

Non-Div I Games:

UCF

Loss, Non-Conf, S Site, H Home A Away N Neutral



Average RPI Win:	112	WON-LOST	WINNING	LAST 10	STRENGTH OF	OPP. STRENGTH	TEAM	ADJ.	CONF.	ADJ CONF.
Average RPI Loss:	27	RECORD	PCT. RANK	GAMES	SCHEDULE	OF SCHEDULE	RPI	RPI	RPI	RPI
DIV. I ONLY	23- 8	48	6- 4	13	7	9	9	1	1	
DIV. I NON-CONF.	9- 2	37	0- 0	55	86	12	12	1	1	
TOTALS	RPI 1-25	RPI 26-50	W-L RECORDS	RPI 51-100	RPI 101-150	RPI 150+				
23- 8	3- 5	5- 1	OVERALL	5- 1	4- 1	6- 0				
14- 0	2- 0	3- 0	HOME	2- 0	3- 0	4- 0				
6- 7	1- 4	1- 1	AWAY	1- 1	1- 1	2- 0				
3- 1	0- 1	1- 0	NEUTRAL	2- 0	0- 0	0- 0				
9- 2	0- 2	1- 0	NON-CONFERENCE	2- 0	0- 0	6- 0				
5- 0	0- 0	1- 0	HOME	0- 0	0- 0	4- 0				
2- 2	0- 2	0- 0	AWAY	0- 0	0- 0	2- 0				
2- 0	0- 0	0- 0	NEUTRAL	2- 0	0- 0	0- 0				
14- 6	3- 3	4- 1	CONFERENCE	3- 1	4- 1	0- 0				
9- 0	2- 0	2- 0	HOME	2- 0	3- 0	0- 0				
4- 5	1- 2	1- 1	AWAY	1- 1	1- 1	0- 0				
1- 1	0- 1	1- 0	NEUTRAL	0- 0	0- 0	0- 0				

RPI	S	Opponent	Score	RPI	S	Opponent	Score	RPI	S	Opponent	Score	RPI	S	Opponent	Score
3	A	South Carolina	57 66	34	A	Arizona St.	55 52	53	A	California	77 80	103	A	Washington St.	73 82
4	A	Oregon St.	61 68	34	H	Arizona St.	69 60	56	N	Toledo	75 73	103	H	Washington St.	67 48
4	H	Oregon St.	66 56	34	N	Arizona St.	77 68	60	N	Iowa	78 65	108	H	Colorado	87 74
4	N	Oregon St.	53 63	35	A	Oregon	75 84	77	H	Utah	67 56	134	A	Arizona	79 56
5	A	Baylor	70 84	35	H	Oregon	79 63	90	A	Southern California	74 59	134	H	Arizona	69 49
7	A	Stanford	85 76	44	H	Michigan	84 64	90	H	Southern California	71 67	226	H	Southern U.	95 47
10	A	Washington	70 82									232	A	UC Santa Barbara	71 52
10	H	Washington	90 79									244	H	Pacific	82 55
												248	H	Hawaii	72 49
												265	H	Cal Poly	80 64
												296	A	N.C. A&T	83 42
LAST 12 Division I GAMES:															
		4 N Oregon St.	53 63			4 A Oregon St.	61 68								
		34 N Arizona St.	77 68			35 A Oregon	75 84								
		34 A Arizona St.	55 52			7 A Stanford	85 76								
		134 A Arizona	79 56			53 A California	77 80								
		103 H Washington St.	67 48			134 H Arizona	69 49								
		10 H Washington	90 79			34 H Arizona St.	69 60								

Non-Div I Games:

UCLA

■ Loss, 
■ Non-Conf, S Site, 
■ Home 
■ Away 
N Neutral



Average RPI Win: 76		WON-LOST	WINNING	LAST 10	STRENGTH OF	OPP. STRENGTH	TEAM	ADJ.	CONF.	ADJ CONF.
Average RPI Loss: 0		RECORD	PCT. RANK	GAMES	SCHEDULE	OF SCHEDULE	RPI	RPI	RPI	RPI
DIV. I ONLY		31- 0	1	10- 0	3	3	1	1	5	5
DIV. I NON-CONF.		13- 0	1	1- 0	1	1	1	1	5	5
TOTALS		RPI 1-25	RPI 26-50		W-L RECORDS		RPI 51-100	RPI 101-150	RPI 150+	
31- 0		11- 0	4- 0		OVERALL		5- 0	5- 0	6- 0	
14- 0		5- 0	2- 0		HOME		2- 0	2- 0	3- 0	
14- 0		5- 0	2- 0		AWAY		2- 0	2- 0	3- 0	
3- 0		1- 0	0- 0		NEUTRAL		1- 0	1- 0	0- 0	
13- 0		9- 0	2- 0		NON-CONFERENCE		1- 0	0- 0	1- 0	
6- 0		4- 0	1- 0		HOME		1- 0	0- 0	0- 0	
6- 0		4- 0	1- 0		AWAY		0- 0	0- 0	1- 0	
1- 0		1- 0	0- 0		NEUTRAL		0- 0	0- 0	0- 0	
18- 0		2- 0	2- 0		CONFERENCE		4- 0	5- 0	5- 0	
8- 0		1- 0	1- 0		HOME		1- 0	2- 0	3- 0	
8- 0		1- 0	1- 0		AWAY		2- 0	2- 0	2- 0	
2- 0		0- 0	0- 0		NEUTRAL		1- 0	1- 0	0- 0	

RPI	S	Opponent	Score	RPI	S	Opponent	Score	RPI	S	Opponent	Score	RPI	S	Opponent	Score
2	A	Notre Dame	72 61	29	A	South Fla.	96 68	63	H	Chattanooga	80 43	101	A	SMU	88 48
3	H	South Carolina	66 55	29	H	South Fla.	102 37	73	A	Tulane	63 60	101	H	SMU	83 41
5	H	Baylor	72 61	33	H	Dayton	98 65	73	H	Tulane	100 56	141	A	Tulsa	98 58
12	A	Florida St.	78 76	36	A	LSU	76 53	94	A	UCF	84 48	141	H	Tulsa	96 50
13	N	Texas	72 54					94	N	UCF	78 56	141	N	Tulsa	105 57
16	A	Maryland	87 81									162	H	Memphis	91 48
17	H	DePaul	91 46									166	A	East Carolina	91 44
18	A	Temple	97 69									166	H	East Carolina	90 45
18	H	Temple	90 45									173	H	Houston	91 42
20	A	Kansas St.	75 58									181	A	Cincinnati	96 49
25	H	Ohio St.	82 63									197	A	Nebraska	84 41
LAST 12 Division I GAMES:															
		94	N	UCF			78	56	3	H	South Carolina			66	55
		141	N	Tulsa			105	57	101	H	SMU			83	41
		29	A	South Fla.			96	68	181	A	Cincinnati			96	49
		162	H	Memphis			91	48	141	H	Tulsa			96	50
		18	H	Temple			90	45	18	A	Temple			97	69
		73	A	Tulane			63	60	173	H	Houston			91	42

Non-Div I Games:

UConn



Average RPI Win:	234	WON-LOST	WINNING	LAST 10	STRENGTH OF	OPP. STRENGTH	TEAM	ADJ.	CONF.	ADJ CONF.
Average RPI Loss:	170	RECORD	PCT. RANK	GAMES	SCHEDULE	OF SCHEDULE	RPI	RPI	RPI	RPI
DIV. I ONLY	14- 15	180	6- 4	245	244	208	208	21	21	
DIV. I NON-CONF.	4- 8	230	0- 0	256	293	281	281	22	22	
TOTALS	RPI 1-25	RPI 26-50	W-L RECORDS	RPI 51-100	RPI 101-150	RPI 150+				
14- 15	0- 1	0- 0	OVERALL	0- 3	3- 2	11- 9				
7- 7	0- 0	0- 0	HOME	0- 1	2- 1	5- 5				
6- 7	0- 1	0- 0	AWAY	0- 2	1- 1	5- 3				
1- 1	0- 0	0- 0	NEUTRAL	0- 0	0- 0	1- 1				
4- 8	0- 1	0- 0	NON-CONFERENCE	0- 1	0- 1	4- 5				
1- 5	0- 0	0- 0	HOME	0- 0	0- 1	1- 4				
2- 3	0- 1	0- 0	AWAY	0- 1	0- 0	2- 1				
1- 0	0- 0	0- 0	NEUTRAL	0- 0	0- 0	1- 0				
10- 7	0- 0	0- 0	CONFERENCE	0- 2	3- 1	7- 4				
6- 2	0- 0	0- 0	HOME	0- 1	2- 0	4- 1				
4- 4	0- 0	0- 0	AWAY	0- 1	1- 1	3- 2				
0- 1	0- 0	0- 0	NEUTRAL	0- 0	0- 0	0- 1				

RPI 1-25				RPI 26-50				RPI 51-100				RPI 101+ Team's RPI: 208			
RPI	S	Opponent	Score	RPI	S	Opponent	Score	RPI	S	Opponent	Score	RPI	S	Opponent	Score
16	A	Maryland	42 92					51	A	Virginia	30 56	112	A	Albany (NY)	64 56
								75	A	New Hampshire	50 60	112	H	Albany (NY)	63 60
								75	H	New Hampshire	61 65	115	H	Princeton	58 69
												127	A	Maine	40 72
												127	H	Maine	66 62
												184	A	Hartford	64 47
												184	H	Hartford	73 80
												184	N	Hartford	40 74
												190	A	American	53 70
												195	A	Columbia	67 56
												199	H	Towson	48 59
												210	A	Binghamton	62 69
												210	H	Binghamton	53 45
												227	N	Liberty	62 51
												262	A	Stony Brook	37 51
												262	H	Stony Brook	67 61
												267	H	UMES	57 70
												271	H	Loyola Maryland	65 70
												272	A	Vermont	64 52
												272	H	Vermont	69 66
												286	H	Coppin St.	73 63
												328	H	Morgan St.	61 69
												336	A	LIU Brooklyn	57 45
												343	A	UMass Lowell	78 62
												343	H	UMass Lowell	79 72
LAST 12 Division I GAMES:															
184	N	Hartford	40 74	184	A	Hartford	64 47								
75	H	New Hampshire	61 65	127	H	Maine	66 62								
262	A	Stony Brook	37 51	210	H	Binghamton	53 45								
343	A	UMass Lowell	78 62	75	A	New Hampshire	50 60								
112	H	Albany (NY)	63 60	262	H	Stony Brook	67 61								
272	A	Vermont	64 52	343	H	UMass Lowell	79 72								

Non-Div I Games: Gettysburg 71 51

UMBC

Loss, Non-Conf, S Site, H Home A Away N Neutral



Average RPI Win:	263	WON-LOST	WINNING	LAST 10	STRENGTH OF	OPP. STRENGTH	TEAM	ADJ.	CONF.	ADJ CONF.
Average RPI Loss:	226	RECORD	PCT. RANK	GAMES	SCHEDULE	OF SCHEDULE	RPI	RPI	RPI	RPI
DIV. I ONLY	11- 15	220	4- 6	315	335	267	267	32	32	
DIV. I NON-CONF.	5- 5	165	0- 0	197	224	118	118	31	31	
TOTALS	RPI 1-25	RPI 26-50	W-L RECORDS	RPI 51-100	RPI 101-150	RPI 150+				
11- 15	0- 1	0- 1	OVERALL	0- 1	0- 0	11- 12				
3- 6	0- 0	0- 0	HOME	0- 0	0- 0	3- 6				
7- 9	0- 1	0- 1	AWAY	0- 1	0- 0	7- 6				
1- 0	0- 0	0- 0	NEUTRAL	0- 0	0- 0	1- 0				
5- 5	0- 1	0- 1	NON-CONFERENCE	0- 1	0- 0	5- 2				
1- 0	0- 0	0- 0	HOME	0- 0	0- 0	1- 0				
3- 5	0- 1	0- 1	AWAY	0- 1	0- 0	3- 2				
1- 0	0- 0	0- 0	NEUTRAL	0- 0	0- 0	1- 0				
6- 10	0- 0	0- 0	CONFERENCE	0- 0	0- 0	6- 10				
2- 6	0- 0	0- 0	HOME	0- 0	0- 0	2- 6				
4- 4	0- 0	0- 0	AWAY	0- 0	0- 0	4- 4				
0- 0	0- 0	0- 0	NEUTRAL	0- 0	0- 0	0- 0				

RPI 1-25				RPI 26-50				RPI 51-100				RPI 101+ Team's RPI: 267			
RPI	S	Opponent	Score	RPI	S	Opponent	Score	RPI	S	Opponent	Score	RPI	S	Opponent	Score
16	A	Maryland	61 106	37	A	North Carolina St.	58 77	51	A	Virginia	50 60	166	A	East Carolina	58 66
												169	A	Hampton	68 65
												177	A	Bethune-Cookman	59 56
												177	H	Bethune-Cookman	33 61
												200	H	UNCG	60 53
												208	A	UMBC	70 57
												216	A	Howard	40 71
												216	H	Howard	71 72
												242	N	Saint Francis (PA)	90 82
												273	A	Norfolk St.	43 74
												286	H	Coppin St.	49 55
												291	A	Mt. St. Mary's	63 52
												296	A	N.C. A&T	60 57
												296	H	N.C. A&T	58 50
												303	H	Savannah St.	58 59
												316	A	USC Upstate	63 76
												328	H	Morgan St.	62 66
												331	A	Florida A&M	49 59
												333	A	N.C. Central	59 68
												333	H	N.C. Central	73 51
												337	A	Fla. Atlantic	76 59
												347	A	Delaware St.	79 72
												348	H	South Carolina St.	60 67
LAST 12 Division I GAMES:															
328	H	Morgan St.	62 66	273	A	Norfolk St.	43 74								
216	A	Howard	40 71	286	H	Coppin St.	49 55								
347	A	Delaware St.	79 72	169	A	Hampton	68 65								
296	H	N.C. A&T	58 50	303	H	Savannah St.	58 59								
333	H	N.C. Central	73 51	348	H	South Carolina St.	60 67								
177	H	Bethune-Cookman	33 61	331	A	Florida A&M	49 59								

Non-Div I Games: Cheyney 75 38

UMES

■ Loss, 
 ■ Non-Conf, 
 ■ S Site, 
 ■ Home 
 ■ A Away 
 N Neutral



Average RPI Win:	270	WON-LOST	WINNING	LAST 10	STRENGTH OF	OPP. STRENGTH	TEAM	ADJ.	CONF.	ADJ CONF.
Average RPI Loss:	191	RECORD	PCT. RANK	GAMES	SCHEDULE	OF SCHEDULE	RPI	RPI	RPI	RPI
DIV. I ONLY	7- 18	290	3- 7	256	315	311	311	29	29	
DIV. I NON-CONF.	3- 8	262	0- 0	135	273	251	251	29	29	
TOTALS	RPI 1-25	RPI 26-50	W-L RECORDS	RPI 51-100	RPI 101-150	RPI 150+				
7- 18	0- 0	0- 0	OVERALL	0- 2	1- 4	6- 12				
4- 10	0- 0	0- 0	HOME	0- 2	0- 3	4- 5				
3- 8	0- 0	0- 0	AWAY	0- 0	1- 1	2- 7				
0- 0	0- 0	0- 0	NEUTRAL	0- 0	0- 0	0- 0				
3- 8	0- 0	0- 0	NON-CONFERENCE	0- 2	1- 2	2- 4				
1- 6	0- 0	0- 0	HOME	0- 2	0- 2	1- 2				
2- 2	0- 0	0- 0	AWAY	0- 0	1- 0	1- 2				
0- 0	0- 0	0- 0	NEUTRAL	0- 0	0- 0	0- 0				
4- 10	0- 0	0- 0	CONFERENCE	0- 0	0- 2	4- 8				
3- 4	0- 0	0- 0	HOME	0- 0	0- 1	3- 3				
1- 6	0- 0	0- 0	AWAY	0- 0	0- 1	1- 5				
0- 0	0- 0	0- 0	NEUTRAL	0- 0	0- 0	0- 0				

RPI 1-25				RPI 26-50				RPI 51-100				RPI 101+ Team's RPI: 311					
RPI	S	Opponent	Score	RPI	S	Opponent	Score	RPI	S	Opponent	Score	RPI	S	Opponent	Score		
								74	H	Western Ill.	65	78	107	A	Abilene Christian	71	68
								89	H	Northern Ill.	75	86	140	A	New Mexico St.	72	78
													140	H	New Mexico St.	43	60
													141	H	Tulsa	70	80
													143	H	Omaha	57	80
													165	H	Southern Ill.	69	77
													167	A	La Salle	59	64
													170	H	Western Mich.	54	66
													182	A	Wichita St.	56	54
													213	A	Seattle U	52	74
													213	H	Seattle U	65	75
													222	A	UTRGV	39	74
													222	H	UTRGV	52	63
													246	A	Grand Canyon	64	75
													246	H	Grand Canyon	77	65
													250	A	CSU Bakersfield	33	52
													250	H	CSU Bakersfield	63	65
													262	A	Stony Brook	55	57
													328	H	Morgan St.	64	56
													335	A	Utah Valley	39	58
													335	H	Utah Valley	66	63
													345	A	Chicago St.	71	55
													345	H	Chicago St.	62	53
LAST 12 Division I GAMES:																	
				345	A	Chicago St.	71	55					222	H	UTRGV	52	63
				246	H	Grand Canyon	77	65					250	A	CSU Bakersfield	33	52
				250	H	CSU Bakersfield	63	65					246	A	Grand Canyon	64	75
				345	H	Chicago St.	62	53					140	H	New Mexico St.	43	60
				213	A	Seattle U	52	74					335	H	Utah Valley	66	63
				335	A	Utah Valley	39	58					213	H	Seattle U	65	75

Non-Div I Games: Cent. Christian (KS111 43 Mo.-St. Louis 60 45

UMKC

Loss, Non-Conf, S Site, H Home A Away N Neutral



Average RPI Win:	307	WON-LOST	WINNING	LAST 10	STRENGTH OF	OPP. STRENGTH	TEAM	ADJ.	CONF.	ADJ CONF.
Average RPI Loss:	191	RECORD	PCT. RANK	GAMES	SCHEDULE	OF SCHEDULE	RPI	RPI	RPI	RPI
DIV. I ONLY	2- 26	345	0- 10	264	263	343	343	21	21	
DIV. I NON-CONF.	2- 10	305	0- 0	298	336	345	345	22	22	
TOTALS	RPI 1-25	RPI 26-50	W-L RECORDS	RPI 51-100	RPI 101-150	RPI 150+				
2- 26	0- 1	0- 1	OVERALL	0- 2	0- 4	2- 18				
2- 11	0- 0	0- 0	HOME	0- 1	0- 2	2- 8				
0- 15	0- 1	0- 1	AWAY	0- 1	0- 2	0- 10				
0- 0	0- 0	0- 0	NEUTRAL	0- 0	0- 0	0- 0				
2- 10	0- 1	0- 1	NON-CONFERENCE	0- 0	0- 0	2- 8				
2- 3	0- 0	0- 0	HOME	0- 0	0- 0	2- 3				
0- 7	0- 1	0- 1	AWAY	0- 0	0- 0	0- 5				
0- 0	0- 0	0- 0	NEUTRAL	0- 0	0- 0	0- 0				
0- 16	0- 0	0- 0	CONFERENCE	0- 2	0- 4	0- 10				
0- 8	0- 0	0- 0	HOME	0- 1	0- 2	0- 5				
0- 8	0- 0	0- 0	AWAY	0- 1	0- 2	0- 5				
0- 0	0- 0	0- 0	NEUTRAL	0- 0	0- 0	0- 0				

RPI 1-25				RPI 26-50				RPI 51-100				RPI 101+ Team's RPI: 343			
RPI	S	Opponent	Score	RPI	S	Opponent	Score	RPI	S	Opponent	Score	RPI	S	Opponent	Score
16	A	Maryland	44 100	50	A	Indiana	45 79	75	A	New Hampshire	45 58	112	A	Albany (NY)	69 93
								75	H	New Hampshire	57 76	112	H	Albany (NY)	60 79
												127	A	Maine	50 76
												127	H	Maine	44 65
												159	H	Fairfield	41 65
												184	A	Hartford	59 80
												184	H	Hartford	64 84
												195	A	Columbia	57 76
												199	A	Towson	56 90
												208	A	UMBC	72 79
												208	H	UMBC	62 78
												210	A	Binghamton	54 69
												210	H	Binghamton	48 58
												218	A	Boston U.	56 66
												261	A	Bryant	62 73
												262	A	Stony Brook	53 83
												262	H	Stony Brook	44 86
												272	A	Vermont	36 60
												272	H	Vermont	46 61
												274	H	Colgate	82 77
												302	H	Rhode Island	57 64
												318	A	Holy Cross	47 62
												339	H	Fairleigh Dickinson	61 55
												344	H	Longwood	59 72
LAST 12 Division I GAMES:															
				75	A	New Hampshire	45 58					210	A	Binghamton	54 69
				208	H	UMBC	62 78					112	H	Albany (NY)	60 79
				272	A	Vermont	36 60					75	H	New Hampshire	57 76
				184	H	Hartford	64 84					208	A	UMBC	72 79
				127	A	Maine	50 76					272	H	Vermont	46 61
				262	H	Stony Brook	44 86					262	A	Stony Brook	53 83

Non-Div I Games: Keene St. 74 48

UMass Lowell

Loss, Non-Conf, S Site, H Home A Away N Neutral



## UNC Asheville

Through Games Of March 5, 2017

Average RPI Win:	281	WON-LOST	WINNING	LAST 10	STRENGTH OF	OPP. STRENGTH	TEAM	ADJ.	CONF.	ADJ CONF.
Average RPI Loss:	187	RECORD	PCT. RANK	GAMES	SCHEDULE	OF SCHEDULE	RPI	RPI	RPI	RPI
DIV. I ONLY	14- 14	168	5- 5	316	306	240	240	28	28	
DIV. I NON-CONF.	5- 5	165	0- 0	282	223	191	191	28	28	
TOTALS	RPI 1-25	RPI 26-50	W-L RECORDS	RPI 51-100	RPI 101-150	RPI 150+				
14- 14	0- 0	0- 1	OVERALL	0- 0	0- 4	14- 9				
8- 4	0- 0	0- 0	HOME	0- 0	0- 1	8- 3				
6- 9	0- 0	0- 0	AWAY	0- 0	0- 3	6- 2				
0- 1	0- 0	0- 1	NEUTRAL	0- 0	0- 0	0- 0				
5- 5	0- 0	0- 1	NON-CONFERENCE	0- 0	0- 2	5- 2				
3- 0	0- 0	0- 0	HOME	0- 0	0- 0	3- 0				
2- 4	0- 0	0- 0	AWAY	0- 0	0- 2	2- 2				
0- 1	0- 0	0- 1	NEUTRAL	0- 0	0- 0	0- 0				
9- 9	0- 0	0- 0	CONFERENCE	0- 0	0- 2	9- 7				
5- 4	0- 0	0- 0	HOME	0- 0	0- 1	5- 3				
4- 5	0- 0	0- 0	AWAY	0- 0	0- 1	4- 4				
0- 0	0- 0	0- 0	NEUTRAL	0- 0	0- 0	0- 0				

RPI S	Opponent	Score	RPI S	Opponent	Score	RPI S	Opponent	Score	RPI S	Opponent	Score	Team's RPI: 240
43 N	Harvard	62 79							106 A	Virginia Tech	52 71	
									122 A	Fordham	42 55	
									128 A	Radford	73 76	
									128 H	Radford	62 64	
									187 A	Campbell	60 61	
									187 H	Campbell	55 61	
									200 A	UNCG	77 63	
									221 A	High Point	70 81	
									221 H	High Point	60 76	
									224 A	Appalachian St.	51 81	
									227 A	Liberty	57 53	
									227 H	Liberty	64 54	
									229 A	Presbyterian	67 60	
									229 H	Presbyterian	47 52	
									237 H	Wofford	84 65	
									256 A	Charleston So.	66 73	
									256 H	Charleston So.	56 47	
									259 A	Furman	51 63	
									279 H	Western Caro.	62 53	
									282 H	Tennessee Tech	77 65	
LAST 12 Division I GAMES:												
313 H	Gardner-Webb	67 49	187 A	Campbell	60 61	313 A	Gardner-Webb	52 55				
227 A	Liberty	57 53	229 H	Presbyterian	47 52	313 H	Gardner-Webb	67 49				
128 A	Radford	73 76	221 A	High Point	70 81	316 A	USC Upstate	70 59				
342 H	Winthrop	71 55	256 H	Charleston So.	56 47	342 A	Winthrop	68 53				
344 H	Longwood	84 53	128 H	Radford	62 64	342 H	Winthrop	71 55				
256 A	Charleston So.	66 73	229 A	Presbyterian	67 60	344 A	Longwood	80 53				

Non-Div I Games: Warren Wilson 113 51

UNC Asheville

■ Loss, 
 ■ Non-Conf, 
 ■ S Site, 
 ■ Home 
 ■ A Away 
 N Neutral



RPI	S	Opponent	Score
344	H	Longwood	84 53

UNC Asheville

U  
N  
C  
A  
s  
h  
e  
v  
i  
l  
l  
e

U  
N  
C  
A  
s  
h  
e  
v  
i  
l  
l  
e



Average RPI Win: <b>241</b>	WON-LOST	WINNING	LAST 10	STRENGTH OF	OPP. STRENGTH	TEAM	ADJ.	CONF.	ADJ CONF.
Average RPI Loss: <b>183</b>	RECORD	PCT. RANK	GAMES	SCHEDULE	OF SCHEDULE	RPI	RPI	RPI	RPI
DIV. I ONLY	<b>13- 14</b>	<b>184</b>	<b>7- 3</b>	<b>219</b>	<b>285</b>	<b>200</b>	<b>200</b>	<b>17</b>	<b>17</b>
DIV. I NON-CONF.	<b>5- 6</b>	<b>186</b>	<b>0- 0</b>	<b>261</b>	<b>349</b>	<b>243</b>	<b>243</b>	<b>20</b>	<b>20</b>
TOTALS	RPI 1-25	RPI 26-50	W-L RECORDS	RPI 51-100	RPI 101-150	RPI 150+			
13- 14	0- 0	0- 0	OVERALL	1- 4	0- 2	12- 8			
8- 4	0- 0	0- 0	HOME	1- 1	0- 1	7- 2			
4- 9	0- 0	0- 0	AWAY	0- 2	0- 1	4- 6			
1- 1	0- 0	0- 0	NEUTRAL	0- 1	0- 0	1- 0			
5- 6	0- 0	0- 0	NON-CONFERENCE	0- 0	0- 2	5- 4			
2- 3	0- 0	0- 0	HOME	0- 0	0- 1	2- 2			
3- 3	0- 0	0- 0	AWAY	0- 0	0- 1	3- 2			
0- 0	0- 0	0- 0	NEUTRAL	0- 0	0- 0	0- 0			
8- 8	0- 0	0- 0	CONFERENCE	1- 4	0- 0	7- 4			
6- 1	0- 0	0- 0	HOME	1- 1	0- 0	5- 0			
1- 6	0- 0	0- 0	AWAY	0- 2	0- 0	1- 4			
1- 1	0- 0	0- 0	NEUTRAL	0- 1	0- 0	1- 0			

RPI 1-25				RPI 26-50				RPI 51-100				RPI 101+				Team's RPI: 200	
RPI	S	Opponent	Score	RPI	S	Opponent	Score	RPI	S	Opponent	Score	RPI	S	Opponent	Score		
								63	A	Chattanooga	55	58	128	H	Radford	54	70
								63	H	Chattanooga	75	72	144	A	VCU	54	65
								63	N	Chattanooga	53	75	203	A	ETSU	52	60
								93	A	Mercer	47	58	203	H	ETSU	73	62
								93	H	Mercer	64	77	221	A	High Point	69	67
													228	A	Samford	55	47
													228	H	Samford	64	40
													229	H	Presbyterian	62	69
													237	A	Wofford	48	54
													237	H	Wofford	67	61
													240	H	UNC Asheville	63	77
													259	A	Furman	55	65
													259	H	Furman	65	52
													259	N	Furman	68	63
													264	A	Murray St.	70	81
													267	A	UMES	53	60
													270	H	Eastern Ky.	81	66
													273	H	Norfolk St.	59	52
													279	A	Western Caro.	73	77
													279	H	Western Caro.	62	45
													282	A	Tennessee Tech	65	59
													333	A	N.C. Central	64	51
LAST 12 Division I GAMES:																	
				63	N	Chattanooga	53	75	228	A	Samford	55	47				
				259	N	Furman	68	63	259	H	Furman	65	52				
				279	A	Western Caro.	73	77	237	H	Wofford	67	61				
				203	H	ETSU	73	62	279	H	Western Caro.	62	45				
				63	H	Chattanooga	75	72	63	A	Chattanooga	55	58				
				93	A	Mercer	47	58	203	A	ETSU	52	60				

Non-Div I Games: Barton 70 48 UNC Pembroke 72 69 Greensboro 83 26 Brevard 77 34  
UNCG



Average RPI Win:	223	WON-LOST	WINNING	LAST 10	STRENGTH OF	OPP. STRENGTH	TEAM	ADJ.	CONF.	ADJ CONF.
Average RPI Loss:	115	RECORD	PCT. RANK	GAMES	SCHEDULE	OF SCHEDULE	RPI	RPI	RPI	RPI
DIV. I ONLY	9- 19	269	3- 7	132	96	223	223	9	9	
DIV. I NON-CONF.	4- 6	209	0- 0	260	162	248	248	8	8	
TOTALS	RPI 1-25	RPI 26-50	W-L RECORDS	RPI 51-100	RPI 101-150	RPI 150+				
9- 19	0- 1	0- 5	OVERALL	0- 2	0- 4	9- 7				
5- 9	0- 0	0- 2	HOME	0- 1	0- 2	5- 4				
4- 10	0- 1	0- 3	AWAY	0- 1	0- 2	4- 3				
0- 0	0- 0	0- 0	NEUTRAL	0- 0	0- 0	0- 0				
4- 6	0- 1	0- 1	NON-CONFERENCE	0- 0	0- 0	4- 4				
2- 3	0- 0	0- 0	HOME	0- 0	0- 0	2- 3				
2- 3	0- 1	0- 1	AWAY	0- 0	0- 0	2- 1				
0- 0	0- 0	0- 0	NEUTRAL	0- 0	0- 0	0- 0				
5- 13	0- 0	0- 4	CONFERENCE	0- 2	0- 4	5- 3				
3- 6	0- 0	0- 2	HOME	0- 1	0- 2	3- 1				
2- 7	0- 0	0- 2	AWAY	0- 1	0- 2	2- 2				
0- 0	0- 0	0- 0	NEUTRAL	0- 0	0- 0	0- 0				

RPI 1-25				RPI 26-50				RPI 51-100				RPI 101+				Team's RPI: 223	
RPI	S	Opponent	Score	RPI	S	Opponent	Score	RPI	S	Opponent	Score	RPI	S	Opponent	Score		
21	A	Tennessee	54 90	27	A	Elon	48 82	79	A	Drexel	51 76	130	A	William & Mary	52 58		
				27	H	Elon	56 66	79	H	Drexel	38 71	130	H	William & Mary	43 57		
				37	A	North Carolina St.	54 86					136	A	Delaware	40 57		
				41	A	James Madison	51 73					136	H	Delaware	52 63		
				41	H	James Madison	59 70					152	A	Northeastern	47 55		
												152	H	Northeastern	68 63		
												166	A	East Carolina	65 75		
												167	H	La Salle	48 64		
												188	A	Hofstra	56 54		
												188	H	Hofstra	54 66		
												194	H	Providence	49 65		
												199	A	Towson	48 42		
												199	H	Towson	59 56		
												204	A	Col. of Charleston	37 76		
												204	H	Col. of Charleston	67 61		
												237	H	Wofford	67 71		
												255	A	Georgia St.	72 66		
												259	H	Furman	56 52		
												273	H	Norfolk St.	64 56		
												278	A	Davidson	67 58		
LAST 12 Division I GAMES:																	
				27	A	Elon	48 82	199	A	Towson	48 42						
				152	H	Northeastern	68 63	27	H	Elon	56 66						
				130	A	William & Mary	52 58	136	A	Delaware	40 57						
				188	H	Hofstra	54 66	204	H	Col. of Charleston	67 61						
				41	H	James Madison	59 70	199	H	Towson	59 56						
				79	A	Drexel	51 76	152	A	Northeastern	47 55						

Non-Div I Games: Catawba 91 65

UNCW

Loss, Non-Conf, S Site, H Home A Away N Neutral



Average RPI Win:	200	WON-LOST	WINNING	LAST 10	STRENGTH OF	OPP. STRENGTH	TEAM	ADJ.	CONF.	ADJ CONF.
Average RPI Loss:	64	RECORD	PCT. RANK	GAMES	SCHEDULE	OF SCHEDULE	RPI	RPI	RPI	RPI
DIV. I ONLY	21- 7	42	7- 3	126	122	48	48	16	16	
DIV. I NON-CONF.	6- 4	127	0- 0	23	15	43	43	14	14	
TOTALS	RPI 1-25	RPI 26-50	W-L RECORDS	RPI 51-100	RPI 101-150	RPI 150+				
21- 7	2- 0	0- 3	OVERALL	1- 3	2- 0	16- 1				
11- 2	2- 0	0- 2	HOME	0- 0	1- 0	8- 0				
8- 5	0- 0	0- 1	AWAY	1- 3	0- 0	7- 1				
2- 0	0- 0	0- 0	NEUTRAL	0- 0	1- 0	1- 0				
6- 4	2- 0	0- 1	NON-CONFERENCE	1- 3	2- 0	1- 0				
3- 1	2- 0	0- 1	HOME	0- 0	1- 0	0- 0				
1- 3	0- 0	0- 0	AWAY	1- 3	0- 0	0- 0				
2- 0	0- 0	0- 0	NEUTRAL	0- 0	1- 0	1- 0				
15- 3	0- 0	0- 2	CONFERENCE	0- 0	0- 0	15- 1				
8- 1	0- 0	0- 1	HOME	0- 0	0- 0	8- 0				
7- 2	0- 0	0- 1	AWAY	0- 0	0- 0	7- 1				
0- 0	0- 0	0- 0	NEUTRAL	0- 0	0- 0	0- 0				

RPI 1-25				RPI 26-50				Team's RPI: 48		RPI 51-100				RPI 101+			
RPI	S	Opponent	Score	RPI	S	Opponent	Score		RPI	S	Opponent	Score	RPI	S	Opponent	Score	
20	H	Kansas St.	67 59	26	A	Drake	57 70		59	A	Iowa St.	68 76	114	H	North Dakota	74 53	
22	H	Creighton	50 49	26	H	Drake	79 88		60	A	Iowa	39 88	142	N	Idaho	76 74	
				31	H	South Dakota St.	50 61		66	A	IUPUI	69 62	154	A	Missouri St.	61 54	
									80	A	Oklahoma St.	57 81	154	H	Missouri St.	65 64	
													165	A	Southern Ill.	59 64	
													165	H	Southern Ill.	79 49	
													182	A	Wichita St.	63 61	
													182	H	Wichita St.	62 37	
													234	A	Indiana St.	61 59	
													234	H	Indiana St.	59 47	
													235	A	Bradley	72 53	
													235	H	Bradley	70 50	
													239	A	Evansville	62 36	
													239	H	Evansville	54 40	
													308	N	Denver	79 68	
													314	A	Illinois St.	78 40	
													314	H	Illinois St.	82 51	
													323	A	Loyola Chicago	89 43	
													323	H	Loyola Chicago	68 30	
LAST 12 Division I GAMES:																	
154	H	Missouri St.	65 64	235	H	Bradley	70 50										
182	H	Wichita St.	62 37	165	A	Southern Ill.	59 64										
26	A	Drake	57 70	239	A	Evansville	62 36										
234	A	Indiana St.	61 59	26	H	Drake	79 88										
323	A	Loyola Chicago	89 43	323	H	Loyola Chicago	68 30										
314	H	Illinois St.	82 51	234	H	Indiana St.	59 47										

Non-Div I Games: Wis.-Parkside 72 57

UNI

■ Loss, 
 ■ Non-Conf, 
 ■ S Site, 
 ■ Home 
 ■ A Away 
 N Neutral



Average RPI Win:	202	WON-LOST	WINNING	LAST 10	STRENGTH OF	OPP. STRENGTH	TEAM	ADJ.	CONF.	ADJ CONF.
Average RPI Loss:	106	RECORD	PCT. RANK	GAMES	SCHEDULE	OF SCHEDULE	RPI	RPI	RPI	RPI
DIV. I ONLY	20- 9	70	7- 3	151	130	91	91	13	13	
DIV. I NON-CONF.	8- 3	67	0- 0	113	90	69	69	15	15	
TOTALS	RPI 1-25	RPI 26-50	W-L RECORDS	RPI 51-100	RPI 101-150	RPI 150+				
20- 9	0- 1	0- 3	OVERALL	3- 2	5- 0	12- 3				
11- 2	0- 0	0- 1	HOME	2- 0	2- 0	7- 1				
7- 4	0- 0	0- 1	AWAY	1- 1	1- 0	5- 2				
2- 3	0- 1	0- 1	NEUTRAL	0- 1	2- 0	0- 0				
8- 3	0- 1	0- 1	NON-CONFERENCE	1- 1	3- 0	4- 0				
4- 0	0- 0	0- 0	HOME	1- 0	1- 0	2- 0				
2- 0	0- 0	0- 0	AWAY	0- 0	0- 0	2- 0				
2- 3	0- 1	0- 1	NEUTRAL	0- 1	2- 0	0- 0				
12- 6	0- 0	0- 2	CONFERENCE	2- 1	2- 0	8- 3				
7- 2	0- 0	0- 1	HOME	1- 0	1- 0	5- 1				
5- 4	0- 0	0- 1	AWAY	1- 1	1- 0	3- 2				
0- 0	0- 0	0- 0	NEUTRAL	0- 0	0- 0	0- 0				

RPI 1-25			RPI 26-50			RPI 51-100			Team's RPI: 91	RPI 101+		
RPI	S	Opponent	Score	RPI	S	Opponent	Score	RPI	S	Opponent	Score	RPI
4	N	Oregon St.	59 62	29	N	South Fla.	42 77	67	A	Boise St.	58 55	118
				49	A	Colorado St.	41 44	82	N	BYU	54 63	140
				49	H	Colorado St.	37 57	87	A	Wyoming	57 79	142
								87	H	Wyoming	51 46	150
								90	H	Southern California	77 66	150
												173
												174
												186
												186
												207
												207
												254
												257
												257
												281
												281
												311
												321
												321
												327
LAST 12 Division I GAMES:												
174	H	Fresno St.	54 38	281	H	Nevada	60 41					
186	A	Utah St.	49 58	49	A	Colorado St.	41 44					
281	A	Nevada	64 49	150	A	New Mexico	61 52					
321	H	Air Force	52 38	207	H	San Jose St.	65 76					
257	H	San Diego St.	80 62	87	H	Wyoming	51 46					
207	A	San Jose St.	63 55	321	A	Air Force	60 56					

Non-Div I Games: Concordia (CA) 102 46

UNLV

■ Loss, 
■ Non-Conf, S Site, 
■ Home 
■ Away 
N Neutral



## USC Upstate

Through Games Of March 5, 2017

Average RPI Win:	299	WON-LOST	WINNING	LAST 10	STRENGTH OF	OPP. STRENGTH	TEAM	ADJ.	CONF.	ADJ CONF.
Average RPI Loss:	186	RECORD	PCT. RANK	GAMES	SCHEDULE	OF SCHEDULE	RPI	RPI	RPI	RPI
DIV. I ONLY	6- 21	312	1- 9	251	298	316	316	25	25	
DIV. I NON-CONF.	4- 8	230	0- 0	268	333	275	275	24	24	
TOTALS	RPI 1-25	RPI 26-50	W-L RECORDS	RPI 51-100	RPI 101-150	RPI 150+				
6- 21	0- 0	0- 1	OVERALL	0- 3	0- 6	6- 11				
3- 9	0- 0	0- 0	HOME	0- 1	0- 3	3- 5				
3- 12	0- 0	0- 1	AWAY	0- 2	0- 3	3- 6				
0- 0	0- 0	0- 0	NEUTRAL	0- 0	0- 0	0- 0				
4- 8	0- 0	0- 1	NON-CONFERENCE	0- 1	0- 1	4- 5				
1- 4	0- 0	0- 0	HOME	0- 0	0- 1	1- 3				
3- 4	0- 0	0- 1	AWAY	0- 1	0- 0	3- 2				
0- 0	0- 0	0- 0	NEUTRAL	0- 0	0- 0	0- 0				
2- 13	0- 0	0- 0	CONFERENCE	0- 2	0- 5	2- 6				
2- 5	0- 0	0- 0	HOME	0- 1	0- 2	2- 2				
0- 8	0- 0	0- 0	AWAY	0- 1	0- 3	0- 4				
0- 0	0- 0	0- 0	NEUTRAL	0- 0	0- 0	0- 0				

RPI S	Opponent	Score	RPI S	Opponent	Score	RPI S	Opponent	Score	RPI S	Opponent	Score	Team's RPI: 316
47	A West Virginia	33 91	54	A Purdue	41 71	102	A Stetson	68 80				
			97	A Jacksonville	46 59	102	A Stetson	49 70				
			97	H Jacksonville	47 65	102	H Stetson	55 77				
						104	A FGCU	43 93				
						104	H FGCU	50 80				
						130	H William & Mary	46 49				
						187	H Campbell	41 56				
						205	A Illinois	57 77				
						229	A Presbyterian	55 48				
						240	H UNC Asheville	59 70				
						259	A Furman	37 57				
						267	H UMES	76 63				
						275	A Kennesaw St.	67 74				
						275	H Kennesaw St.	71 79				
						295	A North Florida	74 77				
						295	H North Florida	67 78				
						297	A Lipscomb	77 84				
						297	H Lipscomb	89 75				
						313	H Gardner-Webb	53 57				
						320	A NJIT	66 70				
						320	H NJIT	75 58				
						333	A N.C. Central	68 58				
						348	A South Carolina St.	73 67				
LAST 12 Division I GAMES:												
102	A Stetson	49 70	297	H Lipscomb	89 75							
320	A NJIT	66 70	275	A Kennesaw St.	67 74							
102	H Stetson	55 77	297	A Lipscomb	77 84							
104	H FGCU	50 80	275	H Kennesaw St.	71 79							
97	A Jacksonville	46 59	104	A FGCU	43 93							
295	A North Florida	74 77	102	A Stetson	68 80							

Non-Div I Games: Bob Jones 92 50 Converse 93 35 Warren Wilson 91 53

USC Upstate

■ Loss, 
 ■ Non-Conf, 
 ■ S Site, 
 ■ Home 
 ■ A Away 
 N Neutral



Average RPI Win:	216	WON-LOST	WINNING	LAST 10	STRENGTH OF	OPP. STRENGTH	TEAM	ADJ.	CONF.	ADJ CONF.
Average RPI Loss:	116	RECORD	PCT. RANK	GAMES	SCHEDULE	OF SCHEDULE	RPI	RPI	RPI	RPI
DIV. I ONLY	19- 7	57	7- 3	171	188	83	83	22	22	
DIV. I NON-CONF.	5- 3	122	0- 0	81	46	63	63	19	19	
TOTALS	RPI 1-25	RPI 26-50	W-L RECORDS	RPI 51-100	RPI 101-150	RPI 150+				
19- 7	0- 1	1- 1	OVERALL	0- 2	1- 1	17- 2				
9- 3	0- 0	0- 1	HOME	0- 1	1- 0	8- 1				
9- 4	0- 1	1- 0	AWAY	0- 1	0- 1	8- 1				
1- 0	0- 0	0- 0	NEUTRAL	0- 0	0- 0	1- 0				
5- 3	0- 1	1- 0	NON-CONFERENCE	0- 2	0- 0	4- 0				
2- 1	0- 0	0- 0	HOME	0- 1	0- 0	2- 0				
2- 2	0- 1	1- 0	AWAY	0- 1	0- 0	1- 0				
1- 0	0- 0	0- 0	NEUTRAL	0- 0	0- 0	1- 0				
14- 4	0- 0	0- 1	CONFERENCE	0- 0	1- 1	13- 2				
7- 2	0- 0	0- 1	HOME	0- 0	1- 0	6- 1				
7- 2	0- 0	0- 0	AWAY	0- 0	0- 1	7- 1				
0- 0	0- 0	0- 0	NEUTRAL	0- 0	0- 0	0- 0				

RPI 1-25				RPI 26-50				RPI 51-100				Team's RPI: 83	RPI 101+			
RPI	S	Opponent	Score	RPI	S	Opponent	Score	RPI	S	Opponent	Score		RPI	S	Opponent	Score
20	A	Kansas St.	49 62	40	A	Western Ky.	71 68	99	H	SFA	60 65		125	A	Troy	68 85
				46	H	Little Rock	49 58	100	A	Texas Tech	60 79		125	H	Troy	78 72
													153	A	Louisiana	79 76
													153	H	Louisiana	79 66
													164	A	Texas St.	61 39
													164	H	Texas St.	69 75
													178	H	UTSA	75 54
													182	H	Wichita St.	74 70
													198	A	Seton Hall	86 61
													224	A	Appalachian St.	73 62
													224	H	Appalachian St.	74 63
													231	A	Ga. Southern	69 60
													245	A	Coastal Caro.	70 41
													245	H	Coastal Caro.	60 58
													252	A	South Ala.	73 49
													252	H	South Ala.	53 41
													255	A	Georgia St.	59 64
													257	N	San Diego St.	64 58
													322	H	Arkansas St.	69 58
													330	A	La.-Monroe	83 47
													330	H	La.-Monroe	93 59
LAST 12 Division I GAMES:																
				153	A	Louisiana	79 76						322	H	Arkansas St.	69 58
				330	A	La.-Monroe	83 47						46	H	Little Rock	49 58
				252	H	South Ala.	53 41						164	H	Texas St.	69 75
				125	H	Troy	78 72						224	A	Appalachian St.	73 62
				255	A	Georgia St.	59 64						245	A	Coastal Caro.	70 41
				231	A	Ga. Southern	69 60						330	H	La.-Monroe	93 59

Non-Div I Games: Tex. A&M-Commerce 80 50 Eastern N.M. 65 48

UT Arlington

Loss, Non-Conf, S Site, H Home A Away N Neutral



Average RPI Win:	260	WON-LOST	WINNING	LAST 10	STRENGTH OF	OPP. STRENGTH	TEAM	ADJ.	CONF.	ADJ CONF.
Average RPI Loss:	152	RECORD	PCT. RANK	GAMES	SCHEDULE	OF SCHEDULE	RPI	RPI	RPI	RPI
DIV. I ONLY	12- 19	238	7- 3	182	217	219	219	26	26	
DIV. I NON-CONF.	3- 10	280	0- 0	122	45	238	238	26	26	
TOTALS	RPI 1-25	RPI 26-50	W-L RECORDS	RPI 51-100	RPI 101-150	RPI 150+				
12- 19	0- 3	0- 0	OVERALL	0- 5	0- 1	12- 10				
7- 6	0- 1	0- 0	HOME	0- 1	0- 1	7- 3				
4- 12	0- 2	0- 0	AWAY	0- 3	0- 0	4- 7				
1- 1	0- 0	0- 0	NEUTRAL	0- 1	0- 0	1- 0				
3- 10	0- 3	0- 0	NON-CONFERENCE	0- 3	0- 1	3- 3				
2- 3	0- 1	0- 0	HOME	0- 1	0- 1	2- 0				
1- 7	0- 2	0- 0	AWAY	0- 2	0- 0	1- 3				
0- 0	0- 0	0- 0	NEUTRAL	0- 0	0- 0	0- 0				
9- 9	0- 0	0- 0	CONFERENCE	0- 2	0- 0	9- 7				
5- 3	0- 0	0- 0	HOME	0- 0	0- 0	5- 3				
3- 5	0- 0	0- 0	AWAY	0- 1	0- 0	3- 4				
1- 1	0- 0	0- 0	NEUTRAL	0- 1	0- 0	1- 0				

RPI 1-25				RPI 26-50				RPI 51-100				RPI 101+ Team's RPI: 219			
RPI	S	Opponent	Score	RPI	S	Opponent	Score	RPI	S	Opponent	Score	RPI	S	Opponent	Score
11	H	Louisville	57 100					55	A	Ohio	55 72	110	H	Vanderbilt	77 79
17	A	DePaul	68 100					57	A	Belmont	66 71	155	A	Oral Roberts	53 82
24	A	Missouri	69 80					57	N	Belmont	62 83	165	H	Southern Ill.	76 68
								63	H	Chattanooga	60 80	180	H	Morehead St.	68 89
								68	A	Northwestern	59 82	206	A	SIUE	82 72
												206	H	SIUE	68 70
												228	A	Samford	62 69
												251	H	Jacksonville St.	94 83
												254	A	Tennessee St.	80 85
												263	A	Austin Peay	60 85
												263	H	Austin Peay	83 80
												263	N	Austin Peay	59 43
												264	A	Murray St.	90 70
												264	H	Murray St.	83 82
												268	A	Southeast Mo. St.	82 73
												268	H	Southeast Mo. St.	79 82
												270	H	Eastern Ky.	66 56
												279	A	Western Caro.	84 72
												282	A	Tennessee Tech	71 81
												296	A	N.C. A&T	59 74
												300	A	Eastern Ill.	70 80
												300	H	Eastern Ill.	74 72
												322	H	Arkansas St.	68 63
LAST 12 Division I GAMES:															
				57	N	Belmont	62 83	300	H	Eastern Ill.	74 72				
				263	N	Austin Peay	59 43	270	H	Eastern Ky.	66 56				
				264	H	Murray St.	83 82	282	A	Tennessee Tech	71 81				
				263	A	Austin Peay	60 85	264	A	Murray St.	90 70				
				268	A	Southeast Mo. St.	82 73	263	H	Austin Peay	83 80				
				206	A	SIUE	82 72	206	H	SIUE	68 70				

Non-Div I Games:

UT Martin

■ Loss, 
 ■ Non-Conf, 
 ■ S Site, 
 ■ Home 
 ■ A Away 
 N Neutral



Average RPI Win:	280	WON-LOST	WINNING	LAST 10	STRENGTH OF	OPP. STRENGTH	TEAM	ADJ.	CONF.	ADJ CONF.
Average RPI Loss:	141	RECORD	PCT. RANK	GAMES	SCHEDULE	OF SCHEDULE	RPI	RPI	RPI	RPI
DIV. I ONLY	7- 22	307	2- 8	168	159	298	298	14	14	
DIV. I NON-CONF.	2- 9	293	0- 0	114	190	298	298	16	16	
TOTALS	RPI 1-25	RPI 26-50	W-L RECORDS	RPI 51-100	RPI 101-150	RPI 150+				
7- 22	0- 1	0- 3	OVERALL	0- 1	1- 8	6- 9				
6- 8	0- 0	0- 1	HOME	0- 0	1- 2	5- 5				
1- 9	0- 0	0- 0	AWAY	0- 1	0- 5	1- 3				
0- 5	0- 1	0- 2	NEUTRAL	0- 0	0- 1	0- 1				
2- 9	0- 1	0- 2	NON-CONFERENCE	0- 0	0- 3	2- 3				
2- 3	0- 0	0- 0	HOME	0- 0	0- 1	2- 2				
0- 1	0- 0	0- 0	AWAY	0- 0	0- 1	0- 0				
0- 5	0- 1	0- 2	NEUTRAL	0- 0	0- 1	0- 1				
5- 13	0- 0	0- 1	CONFERENCE	0- 1	1- 5	4- 6				
4- 5	0- 0	0- 1	HOME	0- 0	1- 1	3- 3				
1- 8	0- 0	0- 0	AWAY	0- 1	0- 4	1- 3				
0- 0	0- 0	0- 0	NEUTRAL	0- 0	0- 0	0- 0				

RPI 1-25			RPI 26-50			RPI 51-100			RPI 101+ Team's RPI: 298		
RPI	S	Opponent	Score	RPI	S	Opponent	Score	RPI	S	Opponent	Score
20	N	Kansas St.	40 61	36	N	LSU	45 78	81	A	Middle Tenn.	53 76
				37	N	North Carolina St.	55 71				
				40	H	Western Ky.	54 71				
LAST 12 Division I GAMES:											
113	A	Charlotte	74 84	120	A	Southern Miss.	48 73	307	H	FIU	87 88
131	A	Old Dominion	68 87	145	A	Louisiana Tech	61 69	307	H	FIU	88 47
307	H	FIU	88 47	81	A	Middle Tenn.	53 76	337	A	Fla. Atlantic	51 50
337	H	Fla. Atlantic	69 59	172	A	UAB	61 74	337	H	Fla. Atlantic	69 59
161	H	Rice	76 80	243	H	Marshall	84 74	338	H	Houston Baptist	75 45
196	H	North Texas	69 76	40	H	Western Ky.	54 71				

Non-Div I Games: Western N.M. 93 46

UTEP

Loss, Non-Conf, S Site, H Home A Away N Neutral



Average RPI Win:	297	WON-LOST	WINNING	LAST 10	STRENGTH OF	OPP. STRENGTH	TEAM	ADJ.	CONF.	ADJ CONF.
Average RPI Loss:	152	RECORD	PCT. RANK	GAMES	SCHEDULE	OF SCHEDULE	RPI	RPI	RPI	RPI
DIV. I ONLY	15- 12	138	5- 5	338	242	222	222	29	29	
DIV. I NON-CONF.	7- 6	157	1- 1	324	68	199	199	29	29	
TOTALS	RPI 1-25	RPI 26-50	W-L RECORDS	RPI 51-100	RPI 101-150	RPI 150+				
15- 12	0- 2	0- 0	OVERALL	0- 1	0- 3	15- 6				
8- 4	0- 0	0- 0	HOME	0- 0	0- 1	8- 3				
6- 8	0- 2	0- 0	AWAY	0- 1	0- 2	6- 3				
1- 0	0- 0	0- 0	NEUTRAL	0- 0	0- 0	1- 0				
7- 6	0- 2	0- 0	NON-CONFERENCE	0- 1	0- 1	7- 2				
4- 1	0- 0	0- 0	HOME	0- 0	0- 0	4- 1				
2- 5	0- 2	0- 0	AWAY	0- 1	0- 1	2- 1				
1- 0	0- 0	0- 0	NEUTRAL	0- 0	0- 0	1- 0				
8- 6	0- 0	0- 0	CONFERENCE	0- 0	0- 2	8- 4				
4- 3	0- 0	0- 0	HOME	0- 0	0- 1	4- 2				
4- 3	0- 0	0- 0	AWAY	0- 0	0- 1	4- 2				
0- 0	0- 0	0- 0	NEUTRAL	0- 0	0- 0	0- 0				

RPI	S	Opponent	Score	RPI	S	Opponent	Score	RPI	S	Opponent	Score	RPI	S	Opponent	Score	Team's RPI: 222
13	A	Texas	61 85					80	A	Oklahoma St.	53 86	107	A	Abilene Christian	54 70	
19	A	Oklahoma	59 92									140	A	New Mexico St.	67 87	
												140	H	New Mexico St.	46 64	
												173	H	Houston	52 68	
												196	N	North Texas	74 69	
												197	A	Nebraska	53 71	
												213	A	Seattle U	58 57	
												213	H	Seattle U	54 67	
												246	A	Grand Canyon	59 60	
												246	H	Grand Canyon	52 49	
												250	A	CSU Bakersfield	46 74	
												250	H	CSU Bakersfield	61 67	
												269	H	Prairie View	82 74	
												287	A	A&M-Corpus Christi	68 65	
												287	H	A&M-Corpus Christi	55 46	
												299	H	North Dakota St.	81 67	
												311	A	UMKC	63 52	
												311	H	UMKC	74 39	
												335	A	Utah Valley	64 45	
												335	H	Utah Valley	64 55	
												340	A	Sam Houston St.	69 45	
												340	H	Sam Houston St.	78 50	
												345	A	Chicago St.	57 46	
												345	H	Chicago St.	71 43	
LAST 12 Division I GAMES:																
107	A	Abilene Christian	54 70	250	H	CSU Bakersfield	61 67									
196	N	North Texas	74 69	246	H	Grand Canyon	52 49									
140	H	New Mexico St.	46 64	311	A	UMKC	63 52									
335	A	Utah Valley	64 45	213	H	Seattle U	54 67									
213	A	Seattle U	58 57	335	H	Utah Valley	64 55									
140	A	New Mexico St.	67 87	345	A	Chicago St.	57 46									

Non-Div I Games: St. Thomas (TX) 63 56 Texas Lutheran 68 52 Evangel 86 55

UTRGV

Loss, Non-Conf, S Site, H Home A Away N Neutral



Average RPI Win: <b>221</b>	WON-LOST	WINNING	LAST 10	STRENGTH OF	OPP. STRENGTH	TEAM	ADJ.	CONF.	ADJ CONF.
Average RPI Loss: <b>120</b>	RECORD	PCT. RANK	GAMES	SCHEDULE	OF SCHEDULE	RPI	RPI	RPI	RPI
DIV. I ONLY	<b>13- 14</b>	<b>184</b>	<b>4- 6</b>	<b>141</b>	<b>128</b>	<b>178</b>	<b>178</b>	<b>14</b>	<b>14</b>
DIV. I NON-CONF.	<b>3- 6</b>	<b>230</b>	<b>0- 0</b>	<b>30</b>	<b>51</b>	<b>186</b>	<b>186</b>	<b>16</b>	<b>16</b>
TOTALS	RPI 1-25	RPI 26-50	W-L RECORDS	RPI 51-100	RPI 101-150	RPI 150+			
13- 14	0- 1	1- 1	OVERALL	0- 3	3- 5	9- 4			
8- 7	0- 0	1- 0	HOME	0- 1	2- 2	5- 4			
5- 7	0- 1	0- 1	AWAY	0- 2	1- 3	4- 0			
0- 0	0- 0	0- 0	NEUTRAL	0- 0	0- 0	0- 0			
3- 6	0- 1	0- 1	NON-CONFERENCE	0- 2	1- 1	2- 1			
3- 3	0- 0	0- 0	HOME	0- 1	1- 1	2- 1			
0- 3	0- 1	0- 1	AWAY	0- 1	0- 0	0- 0			
0- 0	0- 0	0- 0	NEUTRAL	0- 0	0- 0	0- 0			
10- 8	0- 0	1- 0	CONFERENCE	0- 1	2- 4	7- 3			
5- 4	0- 0	1- 0	HOME	0- 0	1- 1	3- 3			
5- 4	0- 0	0- 0	AWAY	0- 1	1- 3	4- 0			
0- 0	0- 0	0- 0	NEUTRAL	0- 0	0- 0	0- 0			

RPI 1-25			RPI 26-50			RPI 51-100			RPI 101+ Team's RPI: 178		
RPI	S	Opponent	Score	RPI	S	Opponent	Score	RPI	S	Opponent	Score
13	A	Texas	43 76	35	A	Oregon	63 77	73	H	Tulane	66 75
				40	H	Western Ky.	80 77	81	A	Middle Tenn.	63 77
								83	A	UT Arlington	54 75
										Abilene Christian	71 68
										Charlotte	67 78
										Southern Miss.	71 74
										Southern Miss.	68 69
										Northern Colo.	66 73
										Old Dominion	81 68
										Louisiana Tech	71 77
										Louisiana Tech	63 61
										Rice	61 66
										Texas St.	72 47
										UAB	82 67
										Houston	49 56
										North Texas	55 58
										Liberty	80 64
										Marshall	81 88
										UTEP	83 81
										UTEP	97 76
										FIU	70 61
										FIU	69 55
										Fla. Atlantic	72 62
										Fla. Atlantic	97 66
LAST 12 Division I GAMES:											
131	A	Old Dominion	81 68	145	A	Louisiana Tech	71 77				
113	A	Charlotte	67 78	120	A	Southern Miss.	71 74				
337	H	Fla. Atlantic	97 66	172	A	UAB	82 67				
307	H	FIU	69 55	81	A	Middle Tenn.	63 77				
196	H	North Texas	55 58	40	H	Western Ky.	80 77				
161	H	Rice	61 66	243	H	Marshall	81 88				

Non-Div I Games: Tex. A&M-Kingsville70 44 Angelo St. 77 85

UTSA

Loss, Non-Conf, S Site, H Home A Away N Neutral



U  
t  
a  
h

U  
t  
a  
h

Utah

Page 341



Average RPI Win:	220	WON-LOST	WINNING	LAST 10	STRENGTH OF	OPP. STRENGTH	TEAM	ADJ.	CONF.	ADJ CONF.
Average RPI Loss:	141	RECORD	PCT. RANK	GAMES	SCHEDULE	OF SCHEDULE	RPI	RPI	RPI	RPI
DIV. I ONLY	15- 13	154	7- 3	220	182	186	186	13	13	
DIV. I NON-CONF.	6- 4	127	0- 0	327	277	234	234	15	15	
TOTALS	RPI 1-25	RPI 26-50	W-L RECORDS	RPI 51-100	RPI 101-150	RPI 150+				
15- 13	0- 0	1- 1	OVERALL	3- 6	0- 3	11- 3				
11- 4	0- 0	1- 0	HOME	3- 2	0- 1	7- 1				
3- 9	0- 0	0- 1	AWAY	0- 4	0- 2	3- 2				
1- 0	0- 0	0- 0	NEUTRAL	0- 0	0- 0	1- 0				
6- 4	0- 0	0- 0	NON-CONFERENCE	1- 2	0- 1	5- 1				
4- 2	0- 0	0- 0	HOME	1- 1	0- 0	3- 1				
1- 2	0- 0	0- 0	AWAY	0- 1	0- 1	1- 0				
1- 0	0- 0	0- 0	NEUTRAL	0- 0	0- 0	1- 0				
9- 9	0- 0	1- 1	CONFERENCE	2- 4	0- 2	6- 2				
7- 2	0- 0	1- 0	HOME	2- 1	0- 1	4- 0				
2- 7	0- 0	0- 1	AWAY	0- 3	0- 1	2- 2				
0- 0	0- 0	0- 0	NEUTRAL	0- 0	0- 0	0- 0				

RPI 1-25				RPI 26-50				RPI 51-100				RPI 101+				Team's RPI: 186	
RPI	S	Opponent	Score	RPI	S	Opponent	Score	RPI	S	Opponent	Score	RPI	S	Opponent	Score		
				49	A	Colorado St.	43 74	67	A	Boise St.	56 76	134	A	Arizona	57 61		
				49	H	Colorado St.	55 48	67	H	Boise St.	65 63	150	A	New Mexico	67 78		
								77	A	Utah	58 65	150	H	New Mexico	58 68		
								78	H	Montana St.	64 56	168	H	Idaho St.	69 56		
								82	H	BYU	40 60	174	A	Fresno St.	52 47		
								87	A	Wyoming	40 59	207	H	San Jose St.	82 78		
								87	H	Wyoming	48 71	257	A	San Diego St.	59 66		
								91	A	UNLV	53 55	257	H	San Diego St.	53 47		
								91	H	UNLV	58 49	281	A	Nevada	81 69		
												281	H	Nevada	60 57		
												285	H	Southern Utah	54 70		
												321	A	Air Force	61 64		
												321	H	Air Force	65 62		
												325	A	Montana	65 47		
												327	H	UC Irvine	66 52		
												332	N	Incarnate Word	79 46		
												335	H	Utah Valley	56 45		
LAST 12 Division I GAMES:																	
				91	H	UNLV	58 49	49	H	Colorado St.	55 48						
				321	A	Air Force	61 64	67	H	Boise St.	65 63						
				207	H	San Jose St.	82 78	281	A	Nevada	81 69						
				281	H	Nevada	60 57	174	A	Fresno St.	52 47						
				257	A	San Diego St.	59 66	150	H	New Mexico	58 68						
				87	A	Wyoming	40 59	49	A	Colorado St.	43 74						

Non-Div I Games: Westminster (UT) 72 49

Utah St.

■ Loss, 
 ■ Non-Conf, 
 ■ S Site, 
 ■ Home 
 ■ A Away 
 N Neutral



## Utah Valley

Through Games Of March 5, 2017

Average RPI Win:	318	WON-LOST	WINNING	LAST 10	STRENGTH OF	OPP. STRENGTH	TEAM	ADJ.	CONF.	ADJ CONF.
Average RPI Loss:	199	RECORD	PCT. RANK	GAMES	SCHEDULE	OF SCHEDULE	RPI	RPI	RPI	RPI
DIV. I ONLY	6- 21	312	2- 8	319	294	335	335	29	29	
DIV. I NON-CONF.	3- 10	280	0- 0	304	227	324	324	29	29	
TOTALS	RPI 1-25	RPI 26-50	W-L RECORDS	RPI 51-100	RPI 101-150	RPI 150+				
6- 21	0- 0	0- 1	OVERALL	0- 2	0- 3	6- 15				
4- 8	0- 0	0- 0	HOME	0- 1	0- 2	4- 5				
2- 11	0- 0	0- 0	AWAY	0- 0	0- 0	2- 3				
0- 2	0- 0	0- 1	NEUTRAL	0- 0	0- 0	0- 1				
3- 10	0- 0	0- 1	NON-CONFERENCE	0- 2	0- 1	3- 6				
2- 3	0- 0	0- 0	HOME	0- 1	0- 1	2- 1				
1- 5	0- 0	0- 0	AWAY	0- 1	0- 0	1- 4				
0- 2	0- 0	0- 1	NEUTRAL	0- 0	0- 0	0- 1				
3- 11	0- 0	0- 0	CONFERENCE	0- 0	0- 2	3- 9				
2- 5	0- 0	0- 0	HOME	0- 0	0- 1	2- 4				
1- 6	0- 0	0- 0	AWAY	0- 0	0- 1	1- 5				
0- 0	0- 0	0- 0	NEUTRAL	0- 0	0- 0	0- 0				

RPI S	Opponent	Score	RPI S	Opponent	Score	RPI S	Opponent	Score	RPI S	Opponent	Score	Team's RPI: 335
38 N	Central Mich.	62 71	77 A	Utah	52 100	82 H	BYU	50 68	139 H	Eastern Wash.	50 83	
									140 A	New Mexico St.	46 63	
									140 H	New Mexico St.	53 66	
									168 A	Idaho St.	56 61	
									186 A	Utah St.	45 56	
									206 N	SIUE	64 71	
									213 A	Seattle U	55 65	
									213 H	Seattle U	51 69	
									222 A	UTRGV	55 64	
									222 H	UTRGV	45 64	
									246 A	Grand Canyon	42 60	
									246 H	Grand Canyon	46 62	
									249 H	Weber St.	61 64	
									250 A	CSU Bakersfield	39 55	
									250 H	CSU Bakersfield	59 63	
									265 A	Cal Poly	65 77	
									285 A	Southern Utah	70 64	
									308 H	Denver	72 58	
									311 A	UMKC	63 66	
									311 H	UMKC	58 39	
									311 H	Pepperdine	72 65	
									321 A	Air Force	53 64	
									345 A	Chicago St.	62 59	
									345 H	Chicago St.	73 54	
LAST 12 Division I GAMES:												
213 A	Seattle U	55 65	311 H	UMKC	58 39							
222 H	UTRGV	45 64	213 H	Seattle U	51 69							
140 H	New Mexico St.	53 66	140 A	New Mexico St.	46 63							
246 A	Grand Canyon	42 60	222 A	UTRGV	55 64							
250 A	CSU Bakersfield	39 55	250 H	CSU Bakersfield	59 63							
345 H	Chicago St.	73 54	311 A	UMKC	63 66							

Non-Div I Games: Dixie St. 68 56 Antelope Valley 87 47

Utah Valley

Loss, Non-Conf, S Site, H Home A Away N Neutral



Average RPI Win:	217	WON-LOST	WINNING	LAST 10	STRENGTH OF	OPP. STRENGTH	TEAM	ADJ.	CONF.	ADJ CONF.
Average RPI Loss:	97	RECORD	PCT. RANK	GAMES	SCHEDULE	OF SCHEDULE	RPI	RPI	RPI	RPI
DIV. I ONLY	16- 15	166	5- 5	108	120	144	144	12	12	
DIV. I NON-CONF.	7- 6	157	0- 0	115	122	130	130	12	12	
TOTALS	RPI 1-25	RPI 26-50	W-L RECORDS	RPI 51-100	RPI 101-150	RPI 150+				
16- 15	0- 0	0- 2	OVERALL	1- 6	1- 6	14- 1				
9- 6	0- 0	0- 1	HOME	0- 3	0- 2	9- 0				
5- 8	0- 0	0- 0	AWAY	0- 0	1- 0	4- 0				
2- 1	0- 0	0- 1	NEUTRAL	1- 0	0- 0	1- 0				
7- 6	0- 0	0- 0	NON-CONFERENCE	1- 3	0- 3	6- 0				
3- 3	0- 0	0- 0	HOME	0- 2	0- 1	3- 0				
2- 3	0- 0	0- 0	AWAY	0- 1	0- 2	2- 0				
2- 0	0- 0	0- 0	NEUTRAL	1- 0	0- 0	1- 0				
9- 9	0- 0	0- 2	CONFERENCE	0- 3	1- 3	8- 1				
6- 3	0- 0	0- 1	HOME	0- 1	0- 1	6- 0				
3- 5	0- 0	0- 0	AWAY	0- 2	1- 2	2- 1				
0- 1	0- 0	0- 1	NEUTRAL	0- 0	0- 0	0- 0				

RPI S	Opponent	Score	RPI S	Opponent	Score	RPI S	Opponent	Score	RPI S	Opponent	Score	Team's RPI: 144
33	H Dayton	48 68	33	N Dayton	61 77	52	A George Washington	67 81	109	A Saint Joseph's	58 64	
						62	N Villanova	68 66	109	H Saint Joseph's	70 80	
						66	H IUPUI	62 71	118	A Ole Miss	57 77	
						69	H Minnesota	69 79	122	A Fordham	61 58	
						88	A Wake Forest	54 60	124	A Duquesne	51 70	
						95	A Saint Louis	72 77	131	A Old Dominion	60 70	
						95	H Saint Louis	48 62	146	H Iona	57 59	
									151	H Brown	85 72	
									167	H La Salle	61 56	
									187	A Campbell	66 53	
									190	N American	68 62	
									192	A George Mason	59 70	
									200	H UNCG	65 54	
									236	A Richmond	57 55	
									236	H Richmond	72 64	
									236	H Richmond	62 55	
									247	A St. Bonaventure	77 60	
									259	A Furman	75 61	
									278	H Davidson	54 47	
									286	H Coppin St.	73 44	
									302	H Rhode Island	68 57	
									309	H Massachusetts	55 52	
LAST 12 Division I GAMES:												
33	N Dayton	61 77	95	A Saint Louis	72 77	33	H Dayton	48 68				
236	H Richmond	72 64	236	A Richmond	57 55	309	H Massachusetts	55 52				
278	H Davidson	54 47	122	A Fordham	61 58	302	H Rhode Island	68 57				
247	A St. Bonaventure	77 60										
109	H Saint Joseph's	70 80										
124	A Duquesne	51 70										

Non-Div I Games:

VCU

■ Loss, 
 ■ Non-Conf, 
 ■ S Site, 
 ■ H Home 
 ■ A Away 
 N Neutral



## Valparaiso

Through Games Of March 5, 2017

Average RPI Win:	283	WON-LOST	WINNING	LAST 10	STRENGTH OF	OPP. STRENGTH	TEAM	ADJ.	CONF.	ADJ CONF.
Average RPI Loss:	159	RECORD	PCT. RANK	GAMES	SCHEDULE	OF SCHEDULE	RPI	RPI	RPI	RPI
DIV. I ONLY	8- 21	291	5- 5	212	223	292	292	19	19	
DIV. I NON-CONF.	3- 6	230	0- 0	257	187	271	271	21	21	
TOTALS	RPI 1-25	RPI 26-50	W-L RECORDS	RPI 51-100	RPI 101-150	RPI 150+				
8- 21	0- 1	0- 4	OVERALL	0- 0	1- 8	7- 8				
5- 8	0- 0	0- 1	HOME	0- 0	1- 3	4- 4				
2- 12	0- 0	0- 0	AWAY	0- 0	0- 0	2- 0				
1- 1	0- 0	0- 1	NEUTRAL	0- 0	0- 0	1- 0				
3- 6	0- 1	0- 1	NON-CONFERENCE	0- 0	0- 1	3- 3				
2- 2	0- 0	0- 0	HOME	0- 0	0- 0	2- 2				
1- 4	0- 1	0- 1	AWAY	0- 0	0- 1	1- 1				
0- 0	0- 0	0- 0	NEUTRAL	0- 0	0- 0	0- 0				
5- 15	0- 0	0- 3	CONFERENCE	0- 0	1- 7	4- 5				
3- 6	0- 0	0- 1	HOME	0- 0	1- 3	2- 2				
1- 8	0- 0	0- 1	AWAY	0- 0	0- 4	1- 3				
1- 1	0- 0	0- 1	NEUTRAL	0- 0	0- 0	1- 0				

RPI 1-25				RPI 26-50				RPI 51-100				RPI 101+ Team's RPI: 292			
RPI	S	Opponent	Score	RPI	S	Opponent	Score	RPI	S	Opponent	Score	RPI	S	Opponent	Score
2	A	Notre Dame	54 114	28	A	Green Bay	35 56					102	A	Stetson	75 87
				28	H	Green Bay	36 75					137	A	Wright St.	48 63
				28	N	Green Bay	60 89					137	H	Wright St.	52 65
				50	A	Indiana	58 87					147	A	Milwaukee	64 80
												147	H	Milwaukee	74 85
												148	A	Detroit Mercy	60 85
												148	H	Detroit Mercy	57 55
												149	A	Oakland	63 104
												149	H	Oakland	60 98
												183	A	Cleveland St.	60 71
												183	H	Cleveland St.	62 66
												227	H	Liberty	70 68
												235	H	Bradley	56 67
												239	H	Evansville	65 70
												294	A	Northern Ky.	41 32
												294	H	Northern Ky.	55 70
												300	H	Eastern Ill.	73 68
												314	A	Illinois St.	56 77
												317	A	Youngstown St.	70 76
												317	H	Youngstown St.	77 60
												317	N	Youngstown St.	79 62
												319	A	Ill.-Chicago	60 74
												319	H	Ill.-Chicago	72 63
												345	A	Chicago St.	53 51
LAST 12 Division I GAMES:															
				28	N	Green Bay	60 89			294	A	Northern Ky.	41	32	
				317	N	Youngstown St.	79 62			137	A	Wright St.	48	63	
				319	H	Ill.-Chicago	72 63			183	H	Cleveland St.	62	66	
				147	A	Milwaukee	64 80			317	H	Youngstown St.	77	60	
				148	H	Detroit Mercy	57 55			319	A	Ill.-Chicago	60	74	
				149	H	Oakland	60 98			137	H	Wright St.	52	65	

Non-Div I Games: Ind.-Kokomo 102 47 Grace (IN) 71 49

Valparaiso

Loss, Non-Conf, S Site, H Home A Away N Neutral



Average RPI Win: 165		WON-LOST	WINNING	LAST 10	STRENGTH OF	OPP. STRENGTH	TEAM	ADJ.	CONF.	ADJ CONF.
Average RPI Loss: 56		RECORD	PCT. RANK	GAMES	SCHEDULE	OF SCHEDULE	RPI	RPI	RPI	RPI
DIV. I ONLY		14- 16	192	4- 6	48	41	110	110	2	2
DIV. I NON-CONF.		10- 3	54	0- 0	112	124	53	53	2	2
TOTALS		RPI 1-25	RPI 26-50	W-L RECORDS	RPI 51-100	RPI 101-150	RPI 150+			
14- 16	1- 8		1- 3	OVERALL	2- 2	2- 1	8- 2			
10- 5	1- 3		1- 1	HOME	2- 1	2- 0	4- 0			
3- 10	0- 5		0- 2	AWAY	0- 1	0- 0	3- 2			
1- 1	0- 0		0- 0	NEUTRAL	0- 0	0- 1	1- 0			
10- 3	1- 1		0- 1	NON-CONFERENCE	2- 0	0- 0	7- 1			
6- 1	1- 1		0- 0	HOME	2- 0	0- 0	3- 0			
3- 2	0- 0		0- 1	AWAY	0- 0	0- 0	3- 1			
1- 0	0- 0		0- 0	NEUTRAL	0- 0	0- 0	1- 0			
4- 13	0- 7		1- 2	CONFERENCE	0- 2	2- 1	1- 1			
4- 4	0- 2		1- 1	HOME	0- 1	2- 0	1- 0			
0- 8	0- 5		0- 1	AWAY	0- 1	0- 0	0- 1			
0- 1	0- 0		0- 0	NEUTRAL	0- 0	0- 1	0- 0			

RPI 1-25				RPI 26-50				RPI 51-100				RPI 101+				Team's RPI: 110	
RPI	S	Opponent	Score	RPI	S	Opponent	Score	RPI	S	Opponent	Score	RPI	S	Opponent	Score		
3	A	South Carolina	51 82	36	A	LSU	58 64	73	H	Tulane	74 63	118	H	Ole Miss	85 67		
6	A	Mississippi St.	41 86	36	H	LSU	70 68	79	H	Drexel	73 63	132	H	Alabama	87 80		
8	H	Duke	77 73	45	H	Auburn	59 64	84	A	Georgia	68 70	132	N	Alabama	57 77		
11	H	Louisville	66 78	50	A	Indiana	61 94	86	H	Florida	73 93	162	A	Memphis	59 75		
14	A	Kentucky	63 71									171	A	Arkansas	56 59		
21	A	Tennessee	63 91									171	H	Arkansas	66 64		
21	H	Tennessee	57 70									189	H	Robert Morris	75 59		
23	A	Texas A&M	72 77									203	A	ETSU	80 72		
24	H	Missouri	68 74									206	N	SIUE	73 63		
												219	A	UT Martin	79 77		
												275	H	Kennesaw St.	86 54		
												282	H	Tennessee Tech	89 57		
												321	A	Air Force	75 49		
LAST 12 Division I GAMES:																	
				132	N	Alabama	57 77	6	A	Mississippi St.	41 86						
				36	A	LSU	58 64	14	A	Kentucky	63 71						
				171	H	Arkansas	66 64	86	H	Florida	73 93						
				118	H	Ole Miss	85 67	132	H	Alabama	87 80						
				3	A	South Carolina	51 82	21	A	Tennessee	63 91						
				36	H	LSU	70 68	171	A	Arkansas	56 59						

Non-Div I Games:

Vanderbilt

Loss, Non-Conf, S Site, H Home A Away N Neutral



Average RPI Win:	264	WON-LOST	WINNING	LAST 10	STRENGTH OF	OPP. STRENGTH	TEAM	ADJ.	CONF.	ADJ CONF.
Average RPI Loss:	153	RECORD	PCT. RANK	GAMES	SCHEDULE	OF SCHEDULE	RPI	RPI	RPI	RPI
DIV. I ONLY	9- 20	272	4- 6	162	271	272	272	21	21	
DIV. I NON-CONF.	3- 9	275	0- 0	150	328	296	296	22	22	
TOTALS	RPI 1-25	RPI 26-50	W-L RECORDS	RPI 51-100	RPI 101-150	RPI 150+				
9- 20	0- 1	0- 1	OVERALL	0- 2	1- 7	8- 9				
7- 7	0- 0	0- 0	HOME	0- 1	1- 2	6- 4				
2- 12	0- 1	0- 1	AWAY	0- 1	0- 4	2- 5				
0- 1	0- 0	0- 0	NEUTRAL	0- 0	0- 1	0- 0				
3- 9	0- 1	0- 1	NON-CONFERENCE	0- 0	0- 3	3- 4				
3- 3	0- 0	0- 0	HOME	0- 0	0- 1	3- 2				
0- 6	0- 1	0- 1	AWAY	0- 0	0- 2	0- 2				
0- 0	0- 0	0- 0	NEUTRAL	0- 0	0- 0	0- 0				
6- 11	0- 0	0- 0	CONFERENCE	0- 2	1- 4	5- 5				
4- 4	0- 0	0- 0	HOME	0- 1	1- 1	3- 2				
2- 6	0- 0	0- 0	AWAY	0- 1	0- 2	2- 3				
0- 1	0- 0	0- 0	NEUTRAL	0- 0	0- 1	0- 0				

RPI 1-25				RPI 26-50				RPI 51-100				RPI 101+ Team's RPI: 272			
RPI	S	Opponent	Score	RPI	S	Opponent	Score	RPI	S	Opponent	Score	RPI	S	Opponent	Score
18	A	Temple	39 53	44	A	Michigan	56 78	75	A	New Hampshire	47 66	112	A	Albany (NY)	53 64
								75	H	New Hampshire	49 57	112	H	Albany (NY)	52 67
												112	N	Albany (NY)	45 65
												127	A	Maine	43 59
												127	H	Maine	55 52
												135	A	Yale	48 77
												147	H	Milwaukee	44 68
												149	A	Oakland	55 79
												151	H	Brown	50 62
												184	A	Hartford	55 68
												184	H	Hartford	76 70
												208	A	UMBC	66 69
												208	H	UMBC	52 64
												210	A	Binghamton	61 76
												210	H	Binghamton	55 64
												214	H	Dartmouth	59 54
												216	A	Howard	57 64
												261	H	Bryant	57 63
												262	A	Stony Brook	57 43
												262	H	Stony Brook	53 43
												306	A	Central Conn. St.	76 78
												318	H	Holy Cross	63 52
												320	H	NJIT	64 42
												343	A	UMass Lowell	61 46
												343	H	UMass Lowell	60 36
LAST 12 Division I GAMES:															
				112	N	Albany (NY)	45 65	210	A	Binghamton	61 76				
				262	A	Stony Brook	57 43	184	H	Hartford	76 70				
				112	H	Albany (NY)	52 67	127	A	Maine	43 59				
				343	H	UMass Lowell	60 36	262	H	Stony Brook	53 43				
				208	H	UMBC	52 64	112	A	Albany (NY)	53 64				
				75	A	New Hampshire	47 66	343	A	UMass Lowell	61 46				

Non-Div I Games:

Vermont

■ Loss, 
 ■ Non-Conf, S Site, 
 ■ Home 
 ■ Away 
 N Neutral



Average RPI Win:	<b>162</b>	WON-LOST	WINNING	LAST 10	STRENGTH OF	OPP. STRENGTH	TEAM	ADJ.	CONF.	ADJ CONF.
Average RPI Loss:	<b>45</b>	RECORD	PCT. RANK	GAMES	SCHEDULE	OF SCHEDULE	RPI	RPI	RPI	RPI
DIV. I ONLY	<b>16- 14</b>	<b>158</b>	<b>5- 5</b>	<b>26</b>	<b>69</b>	<b>62</b>	<b>62</b>	<b>7</b>	<b>7</b>	
DIV. I NON-CONF.	<b>5- 6</b>	<b>186</b>	<b>0- 0</b>	<b>8</b>	<b>28</b>	<b>76</b>	<b>76</b>	<b>7</b>	<b>7</b>	
TOTALS	RPI 1-25	RPI 26-50	W-L RECORDS	RPI 51-100	RPI 101-150	RPI 150+				
16- 14	0- 7	0- 2	OVERALL	5- 3	1- 2	10- 0				
8- 5	0- 3	0- 1	HOME	2- 1	0- 0	6- 0				
7- 5	0- 3	0- 1	AWAY	2- 1	1- 0	4- 0				
1- 4	0- 1	0- 0	NEUTRAL	1- 1	0- 2	0- 0				
5- 6	0- 3	0- 0	NON-CONFERENCE	2- 1	1- 2	2- 0				
2- 2	0- 1	0- 0	HOME	0- 1	0- 0	2- 0				
2- 1	0- 1	0- 0	AWAY	1- 0	1- 0	0- 0				
1- 3	0- 1	0- 0	NEUTRAL	1- 0	0- 2	0- 0				
11- 8	0- 4	0- 2	CONFERENCE	3- 2	0- 0	8- 0				
6- 3	0- 2	0- 1	HOME	2- 0	0- 0	4- 0				
5- 4	0- 2	0- 1	AWAY	1- 1	0- 0	4- 0				
0- 1	0- 0	0- 0	NEUTRAL	0- 1	0- 0	0- 0				

RPI 1-25				RPI 26-50				RPI 51-100 Team's RPI: 62				RPI 101+			
RPI	S	Opponent	Score	RPI	S	Opponent	Score	RPI	S	Opponent	Score	RPI	S	Opponent	Score
6	N	Mississippi St.	62 <b>108</b>	32	A	Marquette	53 <b>62</b>	52	H	George Washington	69 <b>72</b>	109	A	Saint Joseph's	62 54
8	A	Duke	50 <b>68</b>	32	H	Marquette	71 <b>77</b>	54	N	Purdue	58 44	125	N	Troy	85 <b>93</b>
17	A	DePaul	50 <b>77</b>					61	A	Penn	60 48	144	N	VCU	66 <b>68</b>
17	H	DePaul	50 <b>80</b>					64	A	St. John's (NY)	67 56	167	H	La Salle	52 49
18	H	Temple	48 <b>83</b>					64	H	St. John's (NY)	55 50	194	A	Providence	64 59
22	A	Creighton	46 <b>60</b>					64	N	St. John's (NY)	40 <b>56</b>	194	H	Providence	61 43
22	H	Creighton	44 <b>47</b>					65	A	Georgetown	49 <b>54</b>	198	A	Seton Hall	87 52
								65	H	Georgetown	71 50	198	H	Seton Hall	69 52
												202	A	Xavier	72 47
												202	H	Xavier	76 71
												260	A	Butler	70 69
												260	H	Butler	61 58
												305	H	Lehigh	59 37
LAST 12 Division I GAMES:															
64	N	St. John's (NY)	40 <b>56</b>	64	A	St. John's (NY)	67 56								
32	A	Marquette	53 <b>62</b>	194	H	Providence	61 43								
17	A	DePaul	50 <b>77</b>	22	H	Creighton	44 <b>47</b>								
260	H	Butler	61 58	65	A	Georgetown	49 <b>54</b>								
202	H	Xavier	76 71	202	A	Xavier	72 47								
198	A	Seton Hall	87 52	260	A	Butler	70 69								

Non-Div I Games:

Villanova

■ Loss, 
■ Non-Conf, S Site, 
■ Home 
■ Away 
N Neutral



Average RPI Win: 155		WON-LOST	WINNING	LAST 10	STRENGTH OF	OPP. STRENGTH	TEAM	ADJ.	CONF.	ADJ CONF.
Average RPI Loss: 44		RECORD	PCT. RANK	GAMES	SCHEDULE	OF SCHEDULE	RPI	RPI	RPI	RPI
DIV. I ONLY		19- 12	109	5- 5	55	22	51	51	3	3
DIV. I NON-CONF.		11- 2	23	0- 0	263	75	77	77	4	4
TOTALS	RPI 1-25		RPI 26-50		W-L RECORDS		RPI 51-100		RPI 101-150	RPI 150+
19- 12	1- 6		1- 2		OVERALL		5- 2		3- 1	9- 1
12- 3	1- 2		1- 1		HOME		3- 0		1- 0	6- 0
5- 7	0- 3		0- 1		AWAY		1- 1		2- 1	2- 1
2- 2	0- 1		0- 0		NEUTRAL		1- 1		0- 0	1- 0
11- 2	0- 0		1- 0		NON-CONFERENCE		2- 2		0- 0	8- 0
7- 0	0- 0		1- 0		HOME		1- 0		0- 0	5- 0
3- 1	0- 0		0- 0		AWAY		1- 1		0- 0	2- 0
1- 1	0- 0		0- 0		NEUTRAL		0- 1		0- 0	1- 0
8- 10	1- 6		0- 2		CONFERENCE		3- 0		3- 1	1- 1
5- 3	1- 2		0- 1		HOME		2- 0		1- 0	1- 0
2- 6	0- 3		0- 1		AWAY		0- 0		2- 1	0- 1
1- 1	0- 1		0- 0		NEUTRAL		1- 0		0- 0	0- 0

RPI 1-25				RPI 26-50				RPI 51-100				RPI 101+			
RPI	S	Opponent	Score	RPI	S	Opponent	Score	RPI	S	Opponent	Score	RPI	S	Opponent	Score
2	A	Notre Dame	74 82	30	A	Syracuse	49 54	58	H	Georgia Tech	65 64	106	A	Virginia Tech	63 55
2	N	Notre Dame	59 76	33	H	Dayton	66 56	64	N	St. John's (NY)	55 66	106	H	Virginia Tech	76 27
8	H	Duke	51 70	37	H	North Carolina St.	48 59	68	A	Northwestern	60 69	111	A	Clemson	69 37
11	A	Louisville	55 66					81	H	Middle Tenn.	63 51	119	A	North Carolina	58 67
11	H	Louisville	81 86					84	A	Georgia	66 43	158	A	Pittsburgh	54 62
12	H	Florida St.	60 51					88	H	Wake Forest	60 57	175	H	Boston College	62 55
15	A	Miami (FL)	52 63					88	N	Wake Forest	61 44	197	N	Nebraska	73 51
												208	H	UMBC	56 30
												224	H	Rutgers	62 54
												236	A	Richmond	63 56
												258	A	Bowling Green	67 47
												267	H	UMES	60 50
												286	H	Coppin St.	103 40
												319	H	Ill.-Chicago	76 39
LAST 12 Division I GAMES:															
		2 N Notre Dame	59 76			88 H Wake Forest	60 57								
		88 N Wake Forest	61 44			15 A Miami (FL)	52 63								
		37 H North Carolina St.	48 59			8 H Duke	51 70								
		11 A Louisville	55 66			58 H Georgia Tech	65 64								
		106 A Virginia Tech	63 55			2 A Notre Dame	74 82								
		12 H Florida St.	60 51			106 H Virginia Tech	76 27								

Non-Div I Games:

Virginia

Loss, Non-Conf, S Site, H Home A Away N Neutral



## Virginia Tech

Through Games Of March 5, 2017

Average RPI Win:	173	WON-LOST	WINNING	LAST 10	STRENGTH OF	OPP. STRENGTH	TEAM	ADJ.	CONF.	ADJ CONF.
Average RPI Loss:	43	RECORD	PCT. RANK	GAMES	SCHEDULE	OF SCHEDULE	RPI	RPI	RPI	RPI
DIV. I ONLY	17- 13	130	1- 9	71	48	106	106	3	3	
DIV. I NON-CONF.	13- 0	1	0- 0	259	185	44	44	4	4	
TOTALS	RPI 1-25	RPI 26-50	W-L RECORDS	RPI 51-100	RPI 101-150	RPI 150+				
17- 13	1- 6	1- 2	OVERALL	3- 3	3- 1	9- 1				
12- 6	1- 4	0- 1	HOME	2- 1	2- 0	7- 0				
5- 6	0- 0	1- 0	AWAY	1- 0	1- 0	2- 0				
0- 1	0- 0	0- 0	NEUTRAL	0- 0	0- 1	0- 0				
13- 0	1- 0	1- 0	NON-CONFERENCE	2- 0	1- 0	8- 0				
10- 0	1- 0	0- 0	HOME	1- 0	1- 0	7- 0				
3- 0	0- 0	1- 0	AWAY	1- 0	0- 0	1- 0				
0- 0	0- 0	0- 0	NEUTRAL	0- 0	0- 0	0- 0				
4- 13	0- 6	0- 2	CONFERENCE	1- 3	2- 1	1- 1				
2- 6	0- 4	0- 1	HOME	1- 1	1- 0	0- 0				
2- 6	0- 2	0- 1	AWAY	0- 2	1- 0	1- 1				
0- 1	0- 0	0- 0	NEUTRAL	0- 0	0- 1	0- 0				

RPI 1-25			RPI 26-50			RPI 51-100			RPI 101+			Team's RPI: 106
RPI	S	Opponent	Score	RPI	S	Opponent	Score	RPI	S	Opponent	Score	Score
2	H	Notre Dame	59 76	30	H	Syracuse	72 82	51	A	Virginia	27 76	111 A Clemson 78 69
8	A	Duke	59 84	37	A	North Carolina St.	71 85	51	H	Virginia	55 63	111 N Clemson 66 67
11	H	Louisville	70 88	45	A	Auburn	92 87	58	A	Georgia Tech	81 87	119 H North Carolina 76 68
12	H	Florida St.	54 82					65	H	Georgetown	73 63	128 H Radford 71 52
15	A	Miami (FL)	75 82					88	H	Wake Forest	72 70	158 A Pittsburgh 64 72
15	H	Miami (FL)	69 79					94	A	UCF	67 64	175 A Boston College 82 79
21	H	Tennessee	67 63									197 H Nebraska 76 67
												204 A Col. of Charleston 71 61
												229 H Presbyterian 67 36
												240 H UNC Asheville 71 52
												258 H Bowling Green 98 51
												306 H Central Conn. St. 81 47
												313 H Gardner-Webb 76 42
												347 H Delaware St. 88 48
LAST 12 Division I GAMES:												
111	N	Clemson	66 67	11	H	Louisville	70 88					
175	A	Boston College	82 79	58	A	Georgia Tech	81 87					
15	H	Miami (FL)	69 79	2	H	Notre Dame	59 76					
51	H	Virginia	55 63	30	H	Syracuse	72 82					
158	A	Pittsburgh	64 72	51	A	Virginia	27 76					
37	A	North Carolina St.	71 85	12	H	Florida St.	54 82					

Non-Div I Games:

Virginia Tech

■ Loss, 
 ■ Non-Conf, 
 ■ S Site, 
 ■ H Home 
 ■ A Away 
 N Neutral



Average RPI Win:	302	WON-LOST	WINNING	LAST 10	STRENGTH OF	OPP. STRENGTH	TEAM	ADJ.	CONF.	ADJ CONF.
Average RPI Loss:	226	RECORD	PCT. RANK	GAMES	SCHEDULE	OF SCHEDULE	RPI	RPI	RPI	RPI
DIV. I ONLY	3- 25	340	3- 7	280	347	341	341	31	31	
DIV. I NON-CONF.	0- 10	335	0- 0	104	302	325	325	32	32	
TOTALS	RPI 1-25	RPI 26-50	W-L RECORDS	RPI 51-100	RPI 101-150	RPI 150+				
3- 25	0- 0	0- 0	OVERALL	0- 3	0- 3	3- 19				
1- 13	0- 0	0- 0	HOME	0- 1	0- 2	1- 10				
2- 12	0- 0	0- 0	AWAY	0- 2	0- 1	2- 9				
0- 0	0- 0	0- 0	NEUTRAL	0- 0	0- 0	0- 0				
0- 10	0- 0	0- 0	NON-CONFERENCE	0- 3	0- 3	0- 4				
0- 5	0- 0	0- 0	HOME	0- 1	0- 2	0- 2				
0- 5	0- 0	0- 0	AWAY	0- 2	0- 1	0- 2				
0- 0	0- 0	0- 0	NEUTRAL	0- 0	0- 0	0- 0				
3- 15	0- 0	0- 0	CONFERENCE	0- 0	0- 0	3- 15				
1- 8	0- 0	0- 0	HOME	0- 0	0- 0	1- 8				
2- 7	0- 0	0- 0	AWAY	0- 0	0- 0	2- 7				
0- 0	0- 0	0- 0	NEUTRAL	0- 0	0- 0	0- 0				

RPI S	Opponent	Score	RPI S	Opponent	Score	RPI S	Opponent	Score	RPI S	Opponent	Score	Team's RPI: 341
						61	H Penn	39 63	112	H Albany (NY)	50 75	
						64	A St. John's (NY)	34 62	115	A Princeton	44 107	
						75	A New Hampshire	40 73	135	H Yale	52 66	
									156	A Army West Point	40 85	
									189	A Robert Morris	41 74	
									189	H Robert Morris	63 82	
									193	A Sacred Heart	52 62	
									193	H Sacred Heart	56 70	
									199	H Towson	40 69	
									242	A Saint Francis (PA)	87 71	
									242	H Saint Francis (PA)	46 67	
									261	A Bryant	61 70	
									261	H Bryant	55 58	
									291	A Mt. St. Mary's	47 66	
									291	H Mt. St. Mary's	59 70	
									306	A Central Conn. St.	53 66	
									306	H Central Conn. St.	71 83	
									320	A NJIT	45 68	
									324	A St. Francis Brooklyn	50 63	
									324	H St. Francis Brooklyn	58 45	
									336	A LIU Brooklyn	64 69	
									336	H LIU Brooklyn	58 63	
									339	A Fairleigh Dickinson	74 66	
									339	H Fairleigh Dickinson	53 59	
									347	H Delaware St.	49 61	
LAST 12 Division I GAMES:												
			336	H LIU Brooklyn	58 63	306	H Central Conn. St.	71 83				
			261	H Bryant	55 58	339	A Fairleigh Dickinson	74 66				
			291	H Mt. St. Mary's	59 70	324	H St. Francis Brooklyn	58 45				
			324	A St. Francis Brooklyn	50 63	242	H Saint Francis (PA)	46 67				
			242	A Saint Francis (PA)	87 71	336	A LIU Brooklyn	64 69				
			189	A Robert Morris	41 74	193	A Sacred Heart	52 62				

Non-Div I Games: Staten Island 62 60

Wagner

■ Loss, 
 ■ Non-Conf, 
 ■ S Site, 
 ■ Home 
 ■ A Away 
 N Neutral



Average RPI Win:	157	WON-LOST	WINNING	LAST 10	STRENGTH OF	OPP. STRENGTH	TEAM	ADJ.	CONF.	ADJ CONF.
Average RPI Loss:	49	RECORD	PCT. RANK	GAMES	SCHEDULE	OF SCHEDULE	RPI	RPI	RPI	RPI
DIV. I ONLY	15- 15	168	2- 8	37	36	88	88	3	3	
DIV. I NON-CONF.	9- 4	85	0- 0	174	87	90	90	4	4	
TOTALS	RPI 1-25	RPI 26-50	W-L RECORDS	RPI 51-100	RPI 101-150	RPI 150+				
15- 15	0- 6	2- 4	OVERALL	1- 2	4- 2	8- 1				
11- 5	0- 3	0- 1	HOME	1- 0	3- 1	7- 0				
4- 9	0- 3	2- 3	AWAY	0- 1	1- 1	1- 1				
0- 1	0- 0	0- 0	NEUTRAL	0- 1	0- 0	0- 0				
9- 4	0- 0	1- 2	NON-CONFERENCE	0- 0	2- 1	6- 1				
7- 1	0- 0	0- 0	HOME	0- 0	2- 1	5- 0				
2- 3	0- 0	1- 2	AWAY	0- 0	0- 0	1- 1				
0- 0	0- 0	0- 0	NEUTRAL	0- 0	0- 0	0- 0				
6- 11	0- 6	1- 2	CONFERENCE	1- 2	2- 1	2- 0				
4- 4	0- 3	0- 1	HOME	1- 0	1- 0	2- 0				
2- 6	0- 3	1- 1	AWAY	0- 1	1- 1	0- 0				
0- 1	0- 0	0- 0	NEUTRAL	0- 1	0- 0	0- 0				

[illegible]

Non-Div I Games:

Wake Forest

Loss, Non-Conf, S Site, H Home A Away N Neutral



## Washington

Through Games Of March 5, 2017

Average RPI Win:	113	WON-LOST	WINNING	LAST 10	STRENGTH OF	OPP. STRENGTH	TEAM	ADJ.	CONF.	ADJ CONF.
Average RPI Loss:	11	RECORD	PCT. RANK	GAMES	SCHEDULE	OF SCHEDULE	RPI	RPI	RPI	RPI
DIV. I ONLY	27- 5	10	7- 3	30	25	10	10	1	1	
DIV. I NON-CONF.	12- 1	7	0- 1	43	126	6	6	1	1	
TOTALS	RPI 1-25	RPI 26-50	W-L RECORDS	RPI 51-100	RPI 101-150	RPI 150+				
27- 5	2- 4	4- 1	OVERALL	7- 0	8- 0	6- 0				
16- 1	2- 1	2- 0	HOME	4- 0	5- 0	3- 0				
11- 3	0- 3	2- 0	AWAY	3- 0	3- 0	3- 0				
0- 1	0- 0	0- 1	NEUTRAL	0- 0	0- 0	0- 0				
12- 1	1- 1	1- 0	NON-CONFERENCE	2- 0	2- 0	6- 0				
8- 0	1- 0	1- 0	HOME	1- 0	2- 0	3- 0				
4- 1	0- 1	0- 0	AWAY	1- 0	0- 0	3- 0				
0- 0	0- 0	0- 0	NEUTRAL	0- 0	0- 0	0- 0				
15- 4	1- 3	3- 1	CONFERENCE	5- 0	6- 0	0- 0				
8- 1	1- 1	1- 0	HOME	3- 0	3- 0	0- 0				
7- 2	0- 2	2- 0	AWAY	2- 0	3- 0	0- 0				
0- 1	0- 0	0- 1	NEUTRAL	0- 0	0- 0	0- 0				

RPI 1-25				Team's RPI: 10		RPI 26-50				RPI 51-100				RPI 101+			
RPI	S	Opponent	Score	RPI	S	Opponent	Score	RPI	S	Opponent	Score	RPI	S	Opponent	Score		
2	A	Notre Dame	60 71	34	A	Arizona St.	65 54	53	H	California	90 67	103	A	Washington St.	87 44		
4	A	Oregon St.	70 73	34	H	Arizona St.	70 57	67	H	Boise St.	92 66	103	H	Washington St.	94 63		
7	H	Stanford	68 72	35	A	Oregon	99 77	77	A	Utah	82 53	108	A	Colorado	79 75		
9	A	UCLA	79 90	35	N	Oregon	69 70	77	H	Utah	84 77	108	H	Colorado	79 46		
9	H	UCLA	82 70	49	H	Colorado St.	101 68	82	A	BYU	82 70	134	A	Arizona	90 73		
24	H	Missouri	79 66					90	A	Southern California	87 74	134	H	Arizona	91 55		
								90	H	Southern California	77 67	139	H	Eastern Wash.	100 52		
												142	H	Idaho	105 53		
												157	H	CSUN	101 44		
												174	H	Fresno St.	85 54		
												213	A	Seattle U	94 64		
												246	A	Grand Canyon	101 66		
												276	A	Portland	83 53		
												303	H	Savannah St.	87 36		
LAST 12 Division I GAMES:																	
35	N	Oregon	69 70	34	H	Arizona St.	70 57										
2	A	Notre Dame	60 71	134	H	Arizona	91 55										
77	H	Utah	84 77	108	A	Colorado	79 75										
108	H	Colorado	79 46	77	A	Utah	82 53										
90	A	Southern California	87 74	7	H	Stanford	68 72										
9	A	UCLA	79 90	53	H	California	90 67										

Non-Div I Games:

Washington

■ Loss, 
■ Non-Conf, S Site, 
■ Home 
■ Away 
N Neutral



Average RPI Win:	112	WON-LOST	WINNING	LAST 10	STRENGTH OF	OPP. STRENGTH	TEAM	ADJ.	CONF.	ADJ CONF.
Average RPI Loss:	53	RECORD	PCT. RANK	GAMES	SCHEDULE	OF SCHEDULE	RPI	RPI	RPI	RPI
DIV. I ONLY	12- 19	238	3- 7	11	14	103	103	1	1	
DIV. I NON-CONF.	5- 6	186	0- 0	17	91	107	107	1	1	
TOTALS	RPI 1-25	RPI 26-50	W-L RECORDS	RPI 51-100	RPI 101-150	RPI 150+				
12- 19	1- 8	1- 2	OVERALL	3- 6	4- 3	3- 0				
8- 7	1- 2	0- 1	HOME	2- 3	3- 1	2- 0				
2- 10	0- 4	1- 1	AWAY	1- 3	0- 2	0- 0				
2- 2	0- 2	0- 0	NEUTRAL	0- 0	1- 0	1- 0				
5- 6	0- 2	0- 0	NON-CONFERENCE	0- 4	2- 0	3- 0				
4- 2	0- 0	0- 0	HOME	0- 2	2- 0	2- 0				
0- 3	0- 1	0- 0	AWAY	0- 2	0- 0	0- 0				
1- 1	0- 1	0- 0	NEUTRAL	0- 0	0- 0	1- 0				
7- 13	1- 6	1- 2	CONFERENCE	3- 2	2- 3	0- 0				
4- 5	1- 2	0- 1	HOME	2- 1	1- 1	0- 0				
2- 7	0- 3	1- 1	AWAY	1- 1	0- 2	0- 0				
1- 1	0- 1	0- 0	NEUTRAL	0- 0	1- 0	0- 0				

RPI 1-25				RPI 26-50				RPI 51-100				RPI 101+ Team's RPI: 103			
RPI	S	Opponent	Score	RPI	S	Opponent	Score	RPI	S	Opponent	Score	RPI	S	Opponent	Score
4	A	Oregon St.	58 80	34	A	Arizona St.	49 68	53	H	California	84 79	108	A	Colorado	58 70
7	H	Stanford	54 76	34	H	Arizona St.	58 61	67	H	Boise St.	73 77	108	H	Colorado	67 56
7	N	Stanford	36 66	35	A	Oregon	75 59	76	A	Gonzaga	61 79	108	N	Colorado	79 78
9	A	UCLA	48 67					77	A	Utah	61 55	116	H	St. Mary's (CA)	85 69
9	H	UCLA	82 73					77	H	Utah	57 74	134	A	Arizona	55 56
10	A	Washington	63 94					80	H	Oklahoma St.	72 79	134	H	Arizona	62 70
10	H	Washington	44 87					90	A	Southern California	64 80	138	H	San Francisco	73 35
14	A	Kentucky	67 69					90	H	Southern California	74 57	197	N	Nebraska	79 65
16	N	Maryland	69 79					95	A	Saint Louis	70 73	201	H	Loyola Marymount	92 45
												217	H	San Diego	83 73
LAST 12 Division I GAMES:															
		7 N Stanford	36 66			134 H Arizona	62 70								
		108 N Colorado	79 78			34 H Arizona St.	58 61								
		108 H Colorado	67 56			77 A Utah	61 55								
		77 H Utah	57 74			108 A Colorado	58 70								
		9 A UCLA	48 67			53 H California	84 79								
		90 A Southern California	64 80			7 H Stanford	54 76								

Non-Div I Games:

Washington St.



Average RPI Win:	282	WON-LOST	WINNING	LAST 10	STRENGTH OF	OPP. STRENGTH	TEAM	ADJ.	CONF.	ADJ CONF.
Average RPI Loss:	134	RECORD	PCT. RANK	GAMES	SCHEDULE	OF SCHEDULE	RPI	RPI	RPI	RPI
DIV. I ONLY	10- 17	245	4- 6	223	230	249	249	20	20	
DIV. I NON-CONF.	4- 5	198	0- 0	311	205	242	242	18	18	
TOTALS	RPI 1-25	RPI 26-50	W-L RECORDS	RPI 51-100	RPI 101-150	RPI 150+				
10- 17	0- 0	0- 0	OVERALL	0- 4	0- 9	10- 4				
5- 7	0- 0	0- 0	HOME	0- 1	0- 4	5- 2				
5- 9	0- 0	0- 0	AWAY	0- 3	0- 4	5- 2				
0- 1	0- 0	0- 0	NEUTRAL	0- 0	0- 1	0- 0				
4- 5	0- 0	0- 0	NON-CONFERENCE	0- 2	0- 1	4- 2				
1- 2	0- 0	0- 0	HOME	0- 0	0- 0	1- 2				
3- 2	0- 0	0- 0	AWAY	0- 2	0- 0	3- 0				
0- 1	0- 0	0- 0	NEUTRAL	0- 0	0- 1	0- 0				
6- 12	0- 0	0- 0	CONFERENCE	0- 2	0- 8	6- 2				
4- 5	0- 0	0- 0	HOME	0- 1	0- 4	4- 0				
2- 7	0- 0	0- 0	AWAY	0- 1	0- 4	2- 2				
0- 0	0- 0	0- 0	NEUTRAL	0- 0	0- 0	0- 0				

RPI S	Opponent	Score	RPI S	Opponent	Score	RPI S	Opponent	Score	RPI S	Opponent	Score	Team's RPI: 249
						77	A Utah	52 71	102	N Stetson	68 70	
						78	A Montana St.	53 72	114	A North Dakota	67 83	
						78	H Montana St.	68 83	114	H North Dakota	65 70	
						82	A BYU	64 73	121	A Northern Colo.	62 86	
									121	H Northern Colo.	79 88	
									139	A Eastern Wash.	85 99	
									139	H Eastern Wash.	42 70	
									142	A Idaho	77 95	
									142	H Idaho	77 82	
									157	H CSUN	78 89	
									168	A Idaho St.	52 57	
									168	H Idaho St.	50 43	
									174	H Fresno St.	57 60	
									233	H Portland St.	85 75	
									276	H Portland	76 37	
									280	H Sacramento St.	66 60	
									285	A Southern Utah	73 68	
									289	A Northern Ariz.	75 64	
									307	A FIU	64 61	
									321	A Air Force	76 61	
									325	A Montana	46 71	
									325	H Montana	74 58	
									335	A Utah Valley	64 61	
LAST 12 Division I GAMES:												
			78	A Montana St.	53 72	233	H Portland St.	85 75				
			325	A Montana	46 71	280	H Sacramento St.	66 60				
			142	H Idaho	77 82	289	A Northern Ariz.	75 64				
			139	H Eastern Wash.	42 70	285	A Southern Utah	73 68				
			114	A North Dakota	67 83	168	A Idaho St.	52 57				
			121	A Northern Colo.	62 86	121	H Northern Colo.	79 88				

Non-Div I Games: Cal St. San B'dino 75 69 Westminster (UT) 81 68

Weber St.

■ Loss, 
■ Non-Conf, 
■ S Site, 
■ Home 
■ A Away 
N Neutral



## West Virginia

Through Games Of March 5, 2017

Average RPI Win:	167	WON-LOST	WINNING	LAST 10	STRENGTH OF	OPP. STRENGTH	TEAM	ADJ.	CONF.	ADJ CONF.
Average RPI Loss:	37	RECORD	PCT. RANK	GAMES	SCHEDULE	OF SCHEDULE	RPI	RPI	RPI	RPI
DIV. I ONLY	22- 10	78	6- 4	68	50	47	47	4	4	
DIV. I NON-CONF.	12- 0	1	0- 0	269	322	52	52	3	3	
TOTALS	RPI 1-25	RPI 26-50	W-L RECORDS	RPI 51-100	RPI 101-150	RPI 150+				
22- 10	4- 6	1- 0	OVERALL	2- 4	1- 0	14- 0				
15- 3	2- 2	0- 0	HOME	2- 1	1- 0	10- 0				
2- 7	0- 4	0- 0	AWAY	0- 3	0- 0	2- 0				
5- 0	2- 0	1- 0	NEUTRAL	0- 0	0- 0	2- 0				
12- 0	0- 0	1- 0	NON-CONFERENCE	0- 0	1- 0	10- 0				
9- 0	0- 0	0- 0	HOME	0- 0	1- 0	8- 0				
0- 0	0- 0	0- 0	AWAY	0- 0	0- 0	0- 0				
3- 0	0- 0	1- 0	NEUTRAL	0- 0	0- 0	2- 0				
10- 10	4- 6	0- 0	CONFERENCE	2- 4	0- 0	4- 0				
6- 3	2- 2	0- 0	HOME	2- 1	0- 0	2- 0				
2- 7	0- 4	0- 0	AWAY	0- 3	0- 0	2- 0				
2- 0	2- 0	0- 0	NEUTRAL	0- 0	0- 0	0- 0				

RPI 1-25				RPI 26-50				Team's RPI: 47				RPI 51-100				RPI 101+			
RPI	S	Opponent	Score	RPI	S	Opponent	Score	RPI	S	Opponent	Score	RPI	S	Opponent	Score	RPI	S	Opponent	Score
5	A	Baylor	73 79	45	N	Auburn	56 52	59	A	Iowa St.	53 68	118	H	Ole Miss	66 61				
5	H	Baylor	56 91					59	H	Iowa St.	55 80	163	A	TCU	83 61				
13	A	Texas	54 69					80	A	Oklahoma St.	63 67	163	H	TCU	77 73				
13	H	Texas	63 73					80	H	Oklahoma St.	79 53	166	N	East Carolina	79 47				
13	N	Texas	62 59					100	A	Texas Tech	66 75	180	H	Morehead St.	94 53				
19	A	Oklahoma	87 90					100	H	Texas Tech	89 79	185	A	Kansas	62 51				
19	H	Oklahoma	83 73									185	H	Kansas	73 54				
19	N	Oklahoma	82 58									216	H	Howard	95 49				
20	A	Kansas St.	71 86									221	H	High Point	82 59				
20	H	Kansas St.	66 59									256	H	Charleston So.	88 38				
												286	H	Coppin St.	69 39				
												291	H	Mt. St. Mary's	77 45				
												296	N	N.C. A&T	80 64				
												316	H	USC Upstate	91 33				
												344	H	Longwood	107 40				
LAST 12 Division I GAMES:																			
		13	N	Texas			62	59	20	H	Kansas St.			66	59				
		19	N	Oklahoma			82	58	80	H	Oklahoma St.			79	53				
		185	H	Kansas			73	54	19	A	Oklahoma			87	90				
		80	A	Oklahoma St.			63	67	59	H	Iowa St.			55	80				
		163	H	TCU			77	73	13	A	Texas			54	69				
		59	A	Iowa St.			53	68	100	H	Texas Tech			89	79				

Non-Div I Games:

West Virginia

■ Loss, 
■ Non-Conf, 
■ S Site, 
■ H Home 
■ A Away 
N Neutral



Average RPI Win:	253	WON-LOST	WINNING	LAST 10	STRENGTH OF	OPP. STRENGTH	TEAM	ADJ.	CONF.	ADJ CONF.
Average RPI Loss:	159	RECORD	PCT. RANK	GAMES	SCHEDULE	OF SCHEDULE	RPI	RPI	RPI	RPI
DIV. I ONLY	7- 22	307	3- 7	130	247	279	279	17	17	
DIV. I NON-CONF.	4- 10	259	0- 0	146	299	244	244	20	20	
TOTALS	RPI 1-25	RPI 26-50	W-L RECORDS	RPI 51-100	RPI 101-150	RPI 150+				
7- 22	0- 1	0- 0	OVERALL	0- 6	0- 4	7- 11				
5- 7	0- 0	0- 0	HOME	0- 2	0- 0	5- 5				
2- 12	0- 1	0- 0	AWAY	0- 3	0- 2	2- 6				
0- 3	0- 0	0- 0	NEUTRAL	0- 1	0- 2	0- 0				
4- 10	0- 1	0- 0	NON-CONFERENCE	0- 1	0- 4	4- 4				
2- 3	0- 0	0- 0	HOME	0- 0	0- 0	2- 3				
2- 5	0- 1	0- 0	AWAY	0- 1	0- 2	2- 1				
0- 2	0- 0	0- 0	NEUTRAL	0- 0	0- 2	0- 0				
3- 12	0- 0	0- 0	CONFERENCE	0- 5	0- 0	3- 7				
3- 4	0- 0	0- 0	HOME	0- 2	0- 0	3- 2				
0- 7	0- 0	0- 0	AWAY	0- 2	0- 0	0- 5				
0- 1	0- 0	0- 0	NEUTRAL	0- 1	0- 0	0- 0				

RPI 1-25				RPI 26-50				RPI 51-100				RPI 101+ Team's RPI: 279			
RPI	S	Opponent	Score	RPI	S	Opponent	Score	RPI	S	Opponent	Score	RPI	S	Opponent	Score
12	A	Florida St.	41 90					63	A	Chattanooga	46 67	111	A	Clemson	63 78
								63	H	Chattanooga	48 60	124	N	Duquesne	50 65
								63	N	Chattanooga	41 85	128	A	Radford	39 67
								84	A	Georgia	43 78	138	N	San Francisco	52 73
								93	A	Mercer	53 84	187	H	Campbell	48 50
								93	H	Mercer	57 59	200	A	UNCG	45 62
												200	H	UNCG	77 73
												203	A	ETSU	57 76
												203	H	ETSU	55 72
												219	H	UT Martin	72 84
												221	H	High Point	73 64
												228	A	Samford	50 51
												228	H	Samford	42 49
												237	A	Wofford	59 68
												237	H	Wofford	69 66
												240	A	UNC Asheville	53 62
												256	H	Charleston So.	58 53
												259	A	Furman	44 73
												259	H	Furman	75 72
												270	A	Eastern Ky.	72 61
												313	H	Gardner-Webb	60 68
												331	A	Florida A&M	62 61
LAST 12 Division I GAMES:															
				63	N	Chattanooga	41 85	237	H	Wofford	69 66				
				200	H	UNCG	77 73	259	H	Furman	75 72				
				63	H	Chattanooga	48 60	200	A	UNCG	45 62				
				203	H	ETSU	55 72	203	A	ETSU	57 76				
				228	A	Samford	50 51	63	A	Chattanooga	46 67				
				93	A	Mercer	53 84	93	H	Mercer	57 59				

Non-Div I Games: North Greenville 95 48

Western Caro.

■ Loss, 
 ■ Non-Conf, 
 ■ S Site, 
 ■ Home 
 ■ A Away 
 N Neutral



Average RPI Win:	227	WON-LOST	WINNING	LAST 10	STRENGTH OF	OPP. STRENGTH	TEAM	ADJ.	CONF.	ADJ CONF.
Average RPI Loss:	61	RECORD	PCT. RANK	GAMES	SCHEDULE	OF SCHEDULE	RPI	RPI	RPI	RPI
DIV. I ONLY	22- 6	27	9- 1	269	144	74	74	11	11	
DIV. I NON-CONF.	8- 3	67	0- 0	278	217	94	94	10	10	
TOTALS	RPI 1-25	RPI 26-50	W-L RECORDS	RPI 51-100	RPI 101-150	RPI 150+				
22- 6	0- 1	1- 2	OVERALL	3- 2	2- 1	16- 0				
11- 1	0- 0	1- 0	HOME	2- 1	1- 0	7- 0				
10- 5	0- 0	0- 0	AWAY	1- 0	1- 0	8- 0				
1- 0	0- 0	0- 0	NEUTRAL	0- 0	0- 0	1- 0				
8- 3	0- 1	0- 1	NON-CONFERENCE	1- 0	0- 1	7- 0				
4- 0	0- 0	0- 0	HOME	1- 0	0- 0	3- 0				
4- 3	0- 1	0- 1	AWAY	0- 0	0- 1	4- 0				
0- 0	0- 0	0- 0	NEUTRAL	0- 0	0- 0	0- 0				
14- 3	0- 0	1- 1	CONFERENCE	2- 2	2- 0	9- 0				
7- 1	0- 0	1- 0	HOME	1- 1	1- 0	4- 0				
6- 2	0- 0	0- 1	AWAY	1- 1	1- 0	4- 0				
1- 0	0- 0	0- 0	NEUTRAL	0- 0	0- 0	1- 0				

RPI 1-25				RPI 26-50				RPI 51-100				Team's RPI: 74	RPI 101+			
RPI	S	Opponent	Score	RPI	S	Opponent	Score	RPI	S	Opponent	Score		RPI	S	Opponent	Score
24	A	Missouri	68 71	31	A	South Dakota St.	58 73	66	A	IUPUI	52 66		143	A	Omaha	78 74
				31	H	South Dakota St.	83 77	66	H	IUPUI	72 76		143	H	Omaha	80 63
				32	A	Marquette	61 77	72	A	South Dakota	86 78		147	A	Milwaukee	68 76
								72	H	South Dakota	81 75		155	A	Oral Roberts	76 62
								89	H	Northern Ill.	83 79		155	H	Oral Roberts	76 72
													206	A	SIUE	76 74
													235	H	Bradley	91 77
													268	A	Southeast Mo. St.	100 87
													299	A	North Dakota St.	87 60
													299	H	North Dakota St.	110 81
													300	H	Eastern Ill.	83 62
													308	A	Denver	80 68
													308	H	Denver	87 62
													308	N	Denver	82 39
													311	A	UMKC	78 65
													314	H	Illinois St.	80 50
													315	A	Fort Wayne	75 53
													315	H	Fort Wayne	77 51
													345	A	Chicago St.	54 50
LAST 12 Division I GAMES:																
				308	N	Denver	82 39						143	H	Omaha	80 63
				72	H	South Dakota	81 75						155	A	Oral Roberts	76 62
				315	H	Fort Wayne	77 51						72	A	South Dakota	86 78
				31	H	South Dakota St.	83 77						66	H	IUPUI	72 76
				308	A	Denver	80 68						31	A	South Dakota St.	58 73
				299	A	North Dakota St.	87 60						299	H	North Dakota St.	110 81

Non-Div I Games: Graceland (IA) 118 40 Monmouth (IL) 113 29

Western Ill.

■ Loss, 
 ■ Non-Conf, 
 ■ S Site, 
 ■ Home 
 ■ A Away 
 N Neutral



Average RPI Win:	191	WON-LOST	WINNING	LAST 10	STRENGTH OF	OPP. STRENGTH	TEAM	ADJ.	CONF.	ADJ CONF.
Average RPI Loss:	76	RECORD	PCT. RANK	GAMES	SCHEDULE	OF SCHEDULE	RPI	RPI	RPI	RPI
DIV. I ONLY	24- 6	22	10- 0	107	132	40	40	14	14	
DIV. I NON-CONF.	8- 4	97	1- 0	120	104	87	87	16	16	
TOTALS	RPI 1-25	RPI 26-50	W-L RECORDS	RPI 51-100	RPI 101-150	RPI 150+				
24- 6	0- 2	1- 0	OVERALL	3- 2	6- 1	14- 1				
14- 1	0- 0	1- 0	HOME	1- 1	5- 0	7- 0				
9- 3	0- 1	0- 0	AWAY	1- 0	1- 1	7- 1				
1- 2	0- 1	0- 0	NEUTRAL	1- 1	0- 0	0- 0				
8- 4	0- 2	1- 0	NON-CONFERENCE	1- 2	1- 0	5- 0				
5- 1	0- 0	1- 0	HOME	0- 1	1- 0	3- 0				
2- 1	0- 1	0- 0	AWAY	0- 0	0- 0	2- 0				
1- 2	0- 1	0- 0	NEUTRAL	1- 1	0- 0	0- 0				
16- 2	0- 0	0- 0	CONFERENCE	2- 0	5- 1	9- 1				
9- 0	0- 0	0- 0	HOME	1- 0	4- 0	4- 0				
7- 2	0- 0	0- 0	AWAY	1- 0	1- 1	5- 1				
0- 0	0- 0	0- 0	NEUTRAL	0- 0	0- 0	0- 0				

RPI S	Opponent	Score	RPI S	Opponent	Score	Team's RPI: 40	RPI S	Opponent	Score	RPI S	Opponent	Score
11 A	Louisville	61 68	50 H	Indiana	85 74		52 N	George Washington	49 68	113 A	Charlotte	85 89
17 N	DePaul	69 77					81 A	Middle Tenn.	82 75	113 H	Charlotte	75 74
							81 H	Middle Tenn.	66 51	117 H	Ball St.	68 61
							83 H	UT Arlington	68 71	120 H	Southern Miss.	79 53
							92 N	Kent St.	79 73	131 A	Old Dominion	67 62
										131 H	Old Dominion	79 73
										145 H	Louisiana Tech	67 58
										161 A	Rice	80 75
										172 A	UAB	62 52
										172 H	UAB	60 48
										178 A	UTSA	77 80
										196 A	North Texas	75 55
										204 H	Col. of Charleston	89 76
										243 A	Marshall	78 64
										243 H	Marshall	73 57
										263 A	Austin Peay	85 65
										270 A	Eastern Ky.	90 63
										297 H	Lipscomb	87 35
										298 A	UTEP	71 54
										307 H	FIU	90 38
										337 H	Fla. Atlantic	76 55
										349 H	Alabama A&M	96 32
LAST 12 Division I GAMES:												
92 N	Kent St.	79 73	81 A	Middle Tenn.	82 75							
161 A	Rice	80 75	243 A	Marshall	78 64							
196 A	North Texas	75 55	120 H	Southern Miss.	79 53							
131 H	Old Dominion	79 73	145 H	Louisiana Tech	67 58							
113 H	Charlotte	75 74	178 A	UTSA	77 80							
172 A	UAB	62 52	298 A	UTEP	71 54							

Non-Div I Games:

Western Ky.



Average RPI Win:	260	WON-LOST	WINNING	LAST 10	STRENGTH OF	OPP. STRENGTH	TEAM	ADJ.	CONF.	ADJ CONF.
Average RPI Loss:	70	RECORD	PCT. RANK	GAMES	SCHEDULE	OF SCHEDULE	RPI	RPI	RPI	RPI
DIV. I ONLY	17- 12	118	3- 7	290	104	170	170	10	10	
DIV. I NON-CONF.	9- 2	37	0- 0	349	155	184	184	11	11	
TOTALS	RPI 1-25	RPI 26-50	W-L RECORDS	RPI 51-100	RPI 101-150	RPI 150+				
17- 12	0- 0	0- 4	OVERALL	1- 6	1- 2	15- 0				
8- 6	0- 0	0- 2	HOME	1- 3	0- 1	7- 0				
8- 6	0- 0	0- 0	AWAY	0- 1	1- 0	7- 0				
1- 0	0- 0	0- 0	NEUTRAL	0- 0	0- 0	1- 0				
9- 2	0- 0	0- 2	NON-CONFERENCE	0- 0	1- 0	8- 0				
4- 1	0- 0	0- 1	HOME	0- 0	0- 0	4- 0				
4- 1	0- 0	0- 1	AWAY	0- 0	1- 0	3- 0				
1- 0	0- 0	0- 0	NEUTRAL	0- 0	0- 0	1- 0				
8- 10	0- 0	0- 2	CONFERENCE	1- 6	0- 2	7- 0				
4- 5	0- 0	0- 1	HOME	1- 3	0- 1	3- 0				
4- 5	0- 0	0- 1	AWAY	0- 3	0- 1	4- 0				
0- 0	0- 0	0- 0	NEUTRAL	0- 0	0- 0	0- 0				

RPI S	Opponent	Score	RPI S	Opponent	Score	RPI S	Opponent	Score	RPI S	Opponent	Score	Team's RPI: 170
			38 A	Central Mich.	83 94	55 A	Ohio	67 80	117 A	Ball St.	56 61	
			38 H	Central Mich.	73 94	56 A	Toledo	67 75	117 H	Ball St.	72 83	
			42 H	Michigan St.	64 68	56 H	Toledo	66 72	148 A	Detroit Mercy	75 65	
			44 A	Michigan	40 66	89 A	Northern Ill.	62 67	235 H	Bradley	83 64	
						89 H	Northern Ill.	90 77	238 A	Akron	73 57	
						92 H	Kent St.	67 71	238 H	Akron	73 60	
						96 H	Buffalo	47 62	241 A	Miami (OH)	85 60	
									258 A	Bowling Green	74 53	
									258 H	Bowling Green	75 58	
									270 N	Eastern Ky.	74 59	
									278 H	Davidson	76 63	
									283 A	Eastern Mich.	76 67	
									283 H	Eastern Mich.	70 60	
									299 A	North Dakota St.	68 63	
									311 A	UMKC	66 54	
									315 H	Fort Wayne	61 35	
									323 H	Loyola Chicago	65 53	
									345 A	Chicago St.	64 51	
LAST 12 Division I GAMES:												
			89 H	Northern Ill.	90 77	38 A	Central Mich.	83 94				
			38 H	Central Mich.	73 94	56 H	Toledo	66 72				
			56 A	Toledo	67 75	89 A	Northern Ill.	62 67				
			117 H	Ball St.	72 83	96 H	Buffalo	47 62				
			283 H	Eastern Mich.	70 60	55 A	Ohio	67 80				
			258 A	Bowling Green	74 53	238 A	Akron	73 57				

Non-Div I Games:

Western Mich.

■ Loss, 
 ■ Non-Conf, 
 ■ S Site, 
 ■ H Home 
 ■ A Away 
 N Neutral



Average RPI Win:	237	WON-LOST	WINNING	LAST 10	STRENGTH OF	OPP. STRENGTH	TEAM	ADJ.	CONF.	ADJ CONF.
Average RPI Loss:	107	RECORD	PCT. RANK	GAMES	SCHEDULE	OF SCHEDULE	RPI	RPI	RPI	RPI
DIV. I ONLY	14- 15	180	5- 5	140	147	182	182	16	16	
DIV. I NON-CONF.	5- 6	186	0- 0	56	66	160	160	14	14	
TOTALS	RPI 1-25	RPI 26-50	W-L RECORDS	RPI 51-100	RPI 101-150	RPI 150+				
14- 15	1- 2	0- 5	OVERALL	0- 2	1- 0	12- 6				
9- 6	1- 0	0- 3	HOME	0- 0	1- 0	7- 3				
4- 7	0- 1	0- 2	AWAY	0- 1	0- 0	4- 3				
1- 2	0- 1	0- 0	NEUTRAL	0- 1	0- 0	1- 0				
5- 6	1- 2	0- 1	NON-CONFERENCE	0- 2	1- 0	3- 1				
4- 2	1- 0	0- 1	HOME	0- 0	1- 0	2- 1				
0- 2	0- 1	0- 0	AWAY	0- 1	0- 0	0- 0				
1- 2	0- 1	0- 0	NEUTRAL	0- 1	0- 0	1- 0				
9- 9	0- 0	0- 4	CONFERENCE	0- 0	0- 0	9- 5				
5- 4	0- 0	0- 2	HOME	0- 0	0- 0	5- 2				
4- 5	0- 0	0- 2	AWAY	0- 0	0- 0	4- 3				
0- 0	0- 0	0- 0	NEUTRAL	0- 0	0- 0	0- 0				

RPI S	Opponent	Score	RPI S	Opponent	Score	RPI S	Opponent	Score	RPI S	Opponent	Score	Team's RPI: 182
7 N	Stanford	39 87	26 A	Drake	89 105	54 N	Purdue	49 86	107 H	Abilene Christian	81 62	
22 H	Creighton	62 54	26 H	Drake	78 83	83 A	UT Arlington	70 74	152 N	Northeastern	87 73	
24 A	Missouri	57 64	31 H	South Dakota St.	58 78				154 A	Missouri St.	62 73	
			48 A	UNI	37 62				154 H	Missouri St.	60 65	
			48 H	UNI	61 63				165 A	Southern Ill.	54 77	
									165 H	Southern Ill.	58 61	
									234 A	Indiana St.	56 42	
									234 H	Indiana St.	67 43	
									235 A	Bradley	76 69	
									235 H	Bradley	65 54	
									239 A	Evansville	74 67	
									239 H	Evansville	69 68	
									311 H	UMKC	54 56	
									314 A	Illinois St.	50 54	
									314 H	Illinois St.	67 45	
									322 H	Arkansas St.	69 51	
									323 A	Loyola Chicago	83 64	
									323 H	Loyola Chicago	65 43	
									332 H	Incarinate Word	73 63	
LAST 12 Division I GAMES:												
26 A	Drake	89 105	165 H	Southern Ill.	58 61							
48 A	UNI	37 62	239 H	Evansville	69 68							
234 H	Indiana St.	67 43	154 H	Missouri St.	60 65							
323 H	Loyola Chicago	65 43	323 A	Loyola Chicago	83 64							
235 A	Bradley	76 69	234 A	Indiana St.	56 42							
314 A	Illinois St.	50 54	314 H	Illinois St.	67 45							

Non-Div I Games:

Wichita St.

■ Loss, 
■ Non-Conf, 
■ S Site, 
■ H Home 
■ A Away 
N Neutral



William & Mary

Through Games Of March 5, 2017

Average RPI Win:	200	WON-LOST	WINNING	LAST 10	STRENGTH OF	OPP. STRENGTH	TEAM	ADJ.	CONF.	ADJ CONF.
Average RPI Loss:	117	RECORD	PCT. RANK	GAMES	SCHEDULE	OF SCHEDULE	RPI	RPI	RPI	RPI
DIV. I ONLY	19- 10	95	6- 4	196	119	130	130	9	9	
DIV. I NON-CONF.	10- 1	15	0- 0	302	298	93	93	8	8	
TOTALS	RPI 1-25	RPI 26-50	W-L RECORDS	RPI 51-100	RPI 101-150	RPI 150+				
19- 10	0- 0	1- 3	OVERALL	1- 2	2- 1	15- 4				
11- 5	0- 0	0- 2	HOME	1- 1	0- 1	10- 1				
8- 5	0- 0	1- 1	AWAY	0- 1	2- 0	5- 3				
0- 0	0- 0	0- 0	NEUTRAL	0- 0	0- 0	0- 0				
10- 1	0- 0	0- 0	NON-CONFERENCE	0- 1	1- 0	9- 0				
6- 1	0- 0	0- 0	HOME	0- 1	0- 0	6- 0				
4- 0	0- 0	0- 0	AWAY	0- 0	1- 0	3- 0				
0- 0	0- 0	0- 0	NEUTRAL	0- 0	0- 0	0- 0				
9- 9	0- 0	1- 3	CONFERENCE	1- 1	1- 1	6- 4				
5- 4	0- 0	0- 2	HOME	1- 0	0- 1	4- 1				
4- 5	0- 0	1- 1	AWAY	0- 1	1- 0	2- 3				
0- 0	0- 0	0- 0	NEUTRAL	0- 0	0- 0	0- 0				

RPI 1-25				RPI 26-50				RPI 51-100				RPI 101+				Team's RPI: 130	
RPI	S	Opponent	Score	RPI	S	Opponent	Score	RPI	S	Opponent	Score	RPI	S	Opponent	Score		
				27	A	Elon	47 70	64	H	St. John's (NY)	57 73	131	A	Old Dominion	69 58		
				27	H	Elon	58 60	79	A	Drexel	48 65	136	A	Delaware	60 49		
				41	A	James Madison	62 53	79	H	Drexel	74 65	136	H	Delaware	54 68		
				41	H	James Madison	64 79					152	A	Northeastern	68 54		
												152	H	Northeastern	60 58		
												166	H	East Carolina	82 72		
												188	A	Hofstra	61 64		
												188	H	Hofstra	81 65		
												190	A	American	48 34		
												199	A	Towson	60 64		
												199	H	Towson	68 55		
												204	A	Col. of Charleston	60 70		
												204	H	Col. of Charleston	69 71		
												214	H	Dartmouth	63 50		
												223	A	UNCW	57 43		
												223	H	UNCW	58 52		
												236	H	Richmond	67 39		
												242	H	Saint Francis (PA)	73 60		
												273	A	Norfolk St.	65 52		
												291	H	Mt. St. Mary's	68 46		
												316	A	USC Upstate	49 46		
												347	H	Delaware St.	82 48		
LAST 12 Division I GAMES:																	
				79	H	Drexel	74 65	79	A	Drexel	48 65						
				41	A	James Madison	62 53	188	H	Hofstra	81 65						
				223	H	UNCW	58 52	188	A	Hofstra	61 64						
				27	A	Elon	47 70	152	A	Northeastern	68 54						
				204	H	Col. of Charleston	69 71	41	H	James Madison	64 79						
				199	H	Towson	68 55	136	H	Delaware	54 68						

Non-Div I Games:

William & Mary

Loss, Non-Conf, S Site, H Home A Away N Neutral



Average RPI Win:	344	WON-LOST	WINNING	LAST 10	STRENGTH OF	OPP. STRENGTH	TEAM	ADJ.	CONF.	ADJ CONF.
Average RPI Loss:	196	RECORD	PCT. RANK	GAMES	SCHEDULE	OF SCHEDULE	RPI	RPI	RPI	RPI
DIV. I ONLY	1- 28	347	0- 10	194	304	342	342	28	28	
DIV. I NON-CONF.	0- 11	335	0- 0	68	166	305	305	28	28	
TOTALS	RPI 1-25	RPI 26-50	W-L RECORDS	RPI 51-100	RPI 101-150	RPI 150+				
1- 28	0- 3	0- 1	OVERALL	0- 2	0- 2	1- 20				
1- 13	0- 0	0- 0	HOME	0- 1	0- 1	1- 11				
0- 12	0- 2	0- 0	AWAY	0- 0	0- 1	0- 9				
0- 3	0- 1	0- 1	NEUTRAL	0- 1	0- 0	0- 0				
0- 11	0- 3	0- 1	NON-CONFERENCE	0- 2	0- 0	0- 5				
0- 5	0- 0	0- 0	HOME	0- 1	0- 0	0- 4				
0- 3	0- 2	0- 0	AWAY	0- 0	0- 0	0- 1				
0- 3	0- 1	0- 1	NEUTRAL	0- 1	0- 0	0- 0				
1- 17	0- 0	0- 0	CONFERENCE	0- 0	0- 2	1- 15				
1- 8	0- 0	0- 0	HOME	0- 0	0- 1	1- 7				
0- 9	0- 0	0- 0	AWAY	0- 0	0- 1	0- 8				
0- 0	0- 0	0- 0	NEUTRAL	0- 0	0- 0	0- 0				

RPI 1-25				RPI 26-50				RPI 51-100				RPI 101+ Team's RPI: 342			
RPI	S	Opponent	Score	RPI	S	Opponent	Score	RPI	S	Opponent	Score	RPI	S	Opponent	Score
5	A	Baylor	32 140	44	N	Michigan	39 76	76	N	Gonzaga	41 71	128	A	Radford	49 74
12	N	Florida St.	35 98					93	H	Mercer	48 71	128	H	Radford	50 60
25	A	Ohio St.	48 88									187	A	Campbell	32 61
												187	H	Campbell	35 70
												203	A	ETSU	45 62
												204	H	Col. of Charleston	64 95
												221	A	High Point	43 88
												221	H	High Point	57 70
												227	A	Liberty	51 80
												227	H	Liberty	63 78
												229	A	Presbyterian	50 64
												229	H	Presbyterian	39 78
												238	H	Akron	59 80
												240	A	UNC Asheville	55 71
												240	H	UNC Asheville	53 68
												256	A	Charleston So.	52 71
												256	H	Charleston So.	58 70
												282	H	Tennessee Tech	50 73
												313	A	Gardner-Webb	57 63
												313	H	Gardner-Webb	54 89
												344	A	Longwood	78 83
												344	H	Longwood	78 72
												348	H	South Carolina St.	55 63
LAST 12 Division I GAMES:															
256	H	Charleston So.	58 70	344	A	Longwood	78 83								
229	A	Presbyterian	50 64	221	H	High Point	57 70								
227	H	Liberty	63 78	128	A	Radford	49 74								
240	A	UNC Asheville	55 71	313	H	Gardner-Webb	54 89								
313	A	Gardner-Webb	57 63	227	A	Liberty	51 80								
187	H	Campbell	35 70	344	H	Longwood	78 72								

Non-Div I Games: N.C. Wesleyan 89 40

Winthrop

Loss, Non-Conf, S Site, H Home A Away N Neutral



Average RPI Win:	224	WON-LOST	WINNING	LAST 10	STRENGTH OF	OPP. STRENGTH	TEAM	ADJ.	CONF.	ADJ CONF.
Average RPI Loss:	83	RECORD	PCT. RANK	GAMES	SCHEDULE	OF SCHEDULE	RPI	RPI	RPI	RPI
DIV. I ONLY	9- 22	285	4- 6	76	75	212	212	6	6	
DIV. I NON-CONF.	5- 8	218	0- 0	124	180	202	202	6	6	
TOTALS	RPI 1-25	RPI 26-50	W-L RECORDS	RPI 51-100	RPI 101-150	RPI 150+				
9- 22	0- 3	1- 7	OVERALL	0- 5	0- 4	8- 3				
5- 10	0- 1	0- 5	HOME	0- 1	0- 1	5- 2				
2- 10	0- 2	1- 1	AWAY	0- 4	0- 2	1- 1				
2- 2	0- 0	0- 1	NEUTRAL	0- 0	0- 1	2- 0				
5- 8	0- 0	1- 2	NON-CONFERENCE	0- 0	0- 4	4- 2				
2- 5	0- 0	0- 2	HOME	0- 0	0- 1	2- 2				
2- 2	0- 0	1- 0	AWAY	0- 0	0- 2	1- 0				
1- 1	0- 0	0- 0	NEUTRAL	0- 0	0- 1	1- 0				
4- 14	0- 3	0- 5	CONFERENCE	0- 5	0- 0	4- 1				
3- 5	0- 1	0- 3	HOME	0- 1	0- 0	3- 0				
0- 8	0- 2	0- 1	AWAY	0- 4	0- 0	0- 1				
1- 1	0- 0	0- 1	NEUTRAL	0- 0	0- 0	1- 0				

RPI	S	Opponent	Score	RPI	S	Opponent	Score	RPI	S	Opponent	Score	RPI	S	Opponent	Score	Team's RPI: 212
16	A	Maryland	40 89	28	A	Green Bay	54 53	54	H	Purdue	57 79	113	A	Charlotte	48 63	
25	A	Ohio St.	61 70	32	H	Marquette	75 81	60	A	Iowa	60 71	118	N	Ole Miss	44 69	
25	H	Ohio St.	68 96	33	H	Dayton	64 83	68	A	Northwestern	43 63	119	H	North Carolina	59 72	
				42	H	Michigan St.	57 81	69	A	Minnesota	60 88	147	A	Milwaukee	63 80	
				42	N	Michigan St.	63 70	85	A	Penn St.	46 76	168	H	Idaho St.	35 42	
				44	A	Michigan	66 75					197	H	Nebraska	82 56	
				44	H	Michigan	56 73					205	H	Illinois	59 55	
				50	H	Indiana	54 78					224	A	Rutgers	52 68	
												224	H	Rutgers	53 41	
												224	N	Rutgers	61 55	
												242	H	Saint Francis (PA)	100 103	
												254	N	Tennessee St.	80 70	
												260	H	Butler	60 55	
												310	H	Mississippi Val.	103 61	
												314	A	Illinois St.	64 46	
LAST 12 Division I GAMES:																
				42	N	Michigan St.	63 70	44	A	Michigan	66 75					
				224	N	Rutgers	61 55	197	H	Nebraska	82 56					
				60	A	Iowa	60 71	25	H	Ohio St.	68 96					
				205	H	Illinois	59 55	68	A	Northwestern	43 63					
				224	H	Rutgers	53 41	50	H	Indiana	54 78					
				16	A	Maryland	40 89	42	H	Michigan St.	57 81					

Non-Div I Games:

Wisconsin

■ Loss, 
■ Non-Conf, 
■ S Site, 
■ H Home 
■ A Away 
N Neutral



Average RPI Win: <b>270</b>	WON-LOST	WINNING	LAST 10	STRENGTH OF	OPP. STRENGTH	TEAM	ADJ.	CONF.	ADJ CONF.
Average RPI Loss: <b>157</b>	RECORD	PCT. RANK	GAMES	SCHEDULE	OF SCHEDULE	RPI	RPI	RPI	RPI
DIV. I ONLY	<b>11- 17</b>	<b>232</b>	<b>1- 9</b>	<b>242</b>	<b>274</b>	<b>237</b>	<b>237</b>	<b>17</b>	<b>17</b>
DIV. I NON-CONF.	<b>8- 5</b>	<b>125</b>	<b>0- 0</b>	<b>289</b>	<b>342</b>	<b>165</b>	<b>165</b>	<b>20</b>	<b>20</b>
TOTALS	RPI 1-25	RPI 26-50	W-L RECORDS	RPI 51-100	RPI 101-150	RPI 150+			
11- 17	0- 0	0- 1	OVERALL	0- 7	0- 1	11- 8			
5- 5	0- 0	0- 0	HOME	0- 2	0- 0	5- 3			
6- 9	0- 0	0- 1	AWAY	0- 2	0- 1	6- 5			
0- 3	0- 0	0- 0	NEUTRAL	0- 3	0- 0	0- 0			
8- 5	0- 0	0- 1	NON-CONFERENCE	0- 2	0- 1	8- 1			
3- 0	0- 0	0- 0	HOME	0- 0	0- 0	3- 0			
5- 3	0- 0	0- 1	AWAY	0- 0	0- 1	5- 1			
0- 2	0- 0	0- 0	NEUTRAL	0- 2	0- 0	0- 0			
3- 12	0- 0	0- 0	CONFERENCE	0- 5	0- 0	3- 7			
2- 5	0- 0	0- 0	HOME	0- 2	0- 0	2- 3			
1- 6	0- 0	0- 0	AWAY	0- 2	0- 0	1- 4			
0- 1	0- 0	0- 0	NEUTRAL	0- 1	0- 0	0- 0			

RPI 1-25			RPI 26-50			RPI 51-100			RPI 101+			Team's RPI: 237			
RPI	S	Opponent	Score	RPI	S	Opponent	Score	RPI	S	Opponent	Score	RPI	S	Opponent	Score
				37	A	North Carolina St.	40 80	63	A	Chattanooga	56 76	143	A	Omaha	64 89
								63	H	Chattanooga	61 71	200	A	UNCG	61 67
								86	N	Florida	51 74	200	H	UNCG	54 48
								93	A	Mercer	39 54	203	A	ETSU	54 52
								93	H	Mercer	46 61	203	H	ETSU	69 77
								93	N	Mercer	42 67	223	A	UNCW	71 67
								97	N	Jacksonville	60 66	228	A	Samford	54 57
												228	H	Samford	48 55
												240	A	UNC Asheville	65 84
												245	H	Coastal Caro.	67 62
												256	A	Charleston So.	59 45
												259	A	Furman	60 65
												259	H	Furman	49 69
												275	A	Kennesaw St.	78 49
												279	A	Western Caro.	66 69
												279	H	Western Caro.	68 59
												295	A	North Florida	79 60
												313	H	Gardner-Webb	75 66
												333	A	N.C. Central	64 54
												348	H	South Carolina St.	66 65
LAST 12 Division I GAMES:															
				93	N	Mercer	42 67	279	A	Western Caro.	66 69				
				63	A	Chattanooga	56 76	200	A	UNCG	61 67				
				203	A	ETSU	54 52	203	H	ETSU	69 77				
				228	H	Samford	48 55	63	H	Chattanooga	61 71				
				93	H	Mercer	46 61	93	A	Mercer	39 54				
				259	A	Furman	60 65	228	A	Samford	54 57				

Non-Div I Games: Montreat 71 30 Erskine 116 74

Wofford



Average RPI Win:	256	WON-LOST	WINNING	LAST 10	STRENGTH OF	OPP. STRENGTH	TEAM	ADJ.	CONF.	ADJ CONF.
Average RPI Loss:	97	RECORD	PCT. RANK	GAMES	SCHEDULE	OF SCHEDULE	RPI	RPI	RPI	RPI
DIV. I ONLY	22- 7	39	8- 2	322	180	137	137	19	19	
DIV. I NON-CONF.	6- 4	127	0- 0	344	112	250	250	21	21	
TOTALS	RPI 1-25	RPI 26-50	W-L RECORDS	RPI 51-100	RPI 101-150	RPI 150+				
22- 7	0- 0	0- 2	OVERALL	0- 2	5- 2	17- 1				
11- 2	0- 0	0- 1	HOME	0- 1	3- 0	8- 0				
10- 3	0- 0	0- 1	AWAY	0- 0	2- 1	8- 1				
1- 2	0- 0	0- 0	NEUTRAL	0- 1	0- 1	1- 0				
6- 4	0- 0	0- 0	NON-CONFERENCE	0- 2	0- 1	6- 1				
3- 1	0- 0	0- 0	HOME	0- 1	0- 0	3- 0				
3- 1	0- 0	0- 0	AWAY	0- 0	0- 0	3- 1				
0- 2	0- 0	0- 0	NEUTRAL	0- 1	0- 1	0- 0				
16- 3	0- 0	0- 2	CONFERENCE	0- 0	5- 1	11- 0				
8- 1	0- 0	0- 1	HOME	0- 0	3- 0	5- 0				
7- 2	0- 0	0- 1	AWAY	0- 0	2- 1	5- 0				
1- 0	0- 0	0- 0	NEUTRAL	0- 0	0- 0	1- 0				

RPI S	Opponent	Score	RPI S	Opponent	Score	RPI S	Opponent	Score	RPI S	Opponent	Score	Team's RPI: 137
28	A Green Bay	41 62	28	H Green Bay	51 58	65	N Georgetown	60 67	111	N Clemson	51 75	
						92	H Kent St.	69 79	147	A Milwaukee	69 51	
									147	H Milwaukee	62 52	
									148	A Detroit Mercy	80 85	
									148	H Detroit Mercy	77 69	
									149	A Oakland	73 61	
									149	H Oakland	84 66	
									183	A Cleveland St.	65 60	
									183	H Cleveland St.	84 63	
									205	A Illinois	72 76	
									241	H Miami (OH)	65 57	
									270	H Eastern Ky.	85 73	
									282	A Tennessee Tech	65 54	
									292	A Valparaiso	65 52	
									292	H Valparaiso	63 48	
									294	A Northern Ky.	70 63	
									294	H Northern Ky.	67 47	
									300	A Eastern Ill.	71 61	
									315	H Fort Wayne	62 51	
									317	A Youngstown St.	68 64	
									317	H Youngstown St.	71 58	
									319	A Ill.-Chicago	73 54	
									319	H Ill.-Chicago	62 51	
									319	N Ill.-Chicago	79 52	
									345	A Chicago St.	71 65	
LAST 12 Division I GAMES:												
319	N Ill.-Chicago	79 52	319	H Ill.-Chicago	62 51							
147	H Milwaukee	62 52	292	H Valparaiso	63 48							
28	H Green Bay	51 58	294	H Northern Ky.	67 47							
148	A Detroit Mercy	80 85	149	H Oakland	84 66							
317	A Youngstown St.	68 64	148	H Detroit Mercy	77 69							
183	A Cleveland St.	65 60	292	A Valparaiso	65 52							

Non-Div I Games: Grace (IN) 87 56 Cincinnati Christiana85 61

Wright St.



## Wyoming

Through Games Of March 5, 2017

Average RPI Win:	212	WON-LOST	WINNING	LAST 10	STRENGTH OF	OPP. STRENGTH	TEAM	ADJ.	CONF.	ADJ CONF.
Average RPI Loss:	82	RECORD	PCT. RANK	GAMES	SCHEDULE	OF SCHEDULE	RPI	RPI	RPI	RPI
DIV. I ONLY	19- 8	67	6- 4	174	139	87	87	13	13	
DIV. I NON-CONF.	6- 3	97	0- 0	275	160	152	152	15	15	
TOTALS	RPI 1-25	RPI 26-50	W-L RECORDS	RPI 51-100	RPI 101-150	RPI 150+				
19- 8	0- 0	1- 3	OVERALL	2- 3	3- 1	13- 1				
12- 2	0- 0	1- 0	HOME	2- 1	1- 1	8- 0				
7- 6	0- 0	0- 3	AWAY	0- 2	2- 0	5- 1				
0- 0	0- 0	0- 0	NEUTRAL	0- 0	0- 0	0- 0				
6- 3	0- 0	0- 2	NON-CONFERENCE	1- 0	1- 1	4- 0				
4- 1	0- 0	0- 0	HOME	1- 0	0- 1	3- 0				
2- 2	0- 0	0- 2	AWAY	0- 0	1- 0	1- 0				
0- 0	0- 0	0- 0	NEUTRAL	0- 0	0- 0	0- 0				
13- 5	0- 0	1- 1	CONFERENCE	1- 3	2- 0	9- 1				
8- 1	0- 0	1- 0	HOME	1- 1	1- 0	5- 0				
5- 4	0- 0	0- 1	AWAY	0- 2	1- 0	4- 1				
0- 0	0- 0	0- 0	NEUTRAL	0- 0	0- 0	0- 0				

RPI 1-25			RPI 26-50			RPI 51-100			Team's RPI: 87			RPI 101+			
RPI	S	Opponent	Score	RPI	S	Opponent	Score	RPI	S	Opponent	Score	RPI	S	Opponent	Score
26	A	Drake	50 63	67	A	Boise St.	54 64	108	A	Colorado	82 75				
42	A	Michigan St.	51 63	67	H	Boise St.	43 53	142	H	Idaho	71 74				
49	A	Colorado St.	54 61	72	H	South Dakota	69 62	150	A	New Mexico	60 58				
49	H	Colorado St.	56 49	91	A	UNLV	46 51	150	H	New Mexico	68 52				
				91	H	UNLV	79 57	174	A	Fresno St.	47 52				
								174	H	Fresno St.	70 48				
								186	A	Utah St.	71 48				
								186	H	Utah St.	59 40				
								207	A	San Jose St.	68 59				
								207	H	San Jose St.	89 60				
								257	H	San Diego St.	80 67				
								281	A	Nevada	72 59				
								285	H	Southern Utah	68 48				
								308	H	Denver	59 49				
								321	A	Air Force	66 54				
								321	H	Air Force	73 41				
								325	A	Montana	67 42				
								346	H	Cal St. Fullerton	61 26				
LAST 12 Division I GAMES:															
207	A	San Jose St.	68 59	174	A	Fresno St.	47 52								
49	H	Colorado St.	56 49	321	H	Air Force	73 41								
150	A	New Mexico	60 58	257	H	San Diego St.	80 67								
67	H	Boise St.	43 53	67	A	Boise St.	54 64								
49	A	Colorado St.	54 61	91	A	UNLV	46 51								
186	H	Utah St.	59 40	150	H	New Mexico	68 52								

Non-Div I Games: Adams St. 79 40 Chadron St. 74 50

Wyoming

■ Loss, 
 ■ Non-Conf, S Site, 
 ■ Home 
 ■ Away 
 N Neutral



Average RPI Win:	233	WON-LOST	WINNING	LAST 10	STRENGTH OF	OPP. STRENGTH	TEAM	ADJ.	CONF.	ADJ CONF.
Average RPI Loss:	82	RECORD	PCT. RANK	GAMES	SCHEDULE	OF SCHEDULE	RPI	RPI	RPI	RPI
DIV. I ONLY	12- 18	227	2- 8	143	84	202	202	7	7	
DIV. I NON-CONF.	8- 3	67	0- 0	243	252	131	131	7	7	
TOTALS	RPI 1-25	RPI 26-50	W-L RECORDS	RPI 51-100	RPI 101-150	RPI 150+				
12- 18	0- 5	1- 2	OVERALL	0- 7	0- 1	11- 3				
8- 7	0- 2	1- 1	HOME	0- 3	0- 0	7- 1				
3- 8	0- 2	0- 1	AWAY	0- 4	0- 0	3- 1				
1- 3	0- 1	0- 0	NEUTRAL	0- 0	0- 1	1- 1				
8- 3	0- 1	1- 0	NON-CONFERENCE	0- 1	0- 1	7- 0				
6- 0	0- 0	1- 0	HOME	0- 0	0- 0	5- 0				
1- 1	0- 0	0- 0	AWAY	0- 1	0- 0	1- 0				
1- 2	0- 1	0- 0	NEUTRAL	0- 0	0- 1	1- 0				
4- 15	0- 4	0- 2	CONFERENCE	0- 6	0- 0	4- 3				
2- 7	0- 2	0- 1	HOME	0- 3	0- 0	2- 1				
2- 7	0- 2	0- 1	AWAY	0- 3	0- 0	2- 1				
0- 1	0- 0	0- 0	NEUTRAL	0- 0	0- 0	0- 1				

RPI	S	Opponent	Score	RPI	S	Opponent	Score	RPI	S	Opponent	Score	RPI	S	Opponent	Score	Team's RPI: 202
17	A	DePaul	69 <b>85</b>	32	A	Marquette	61 <b>85</b>	62	A	Villanova	71 <b>76</b>	120	N	Southern Miss.	59 <b>73</b>	
17	H	DePaul	43 <b>70</b>	32	H	Marquette	71 <b>86</b>	62	H	Villanova	47 <b>72</b>	181	A	Cincinnati	72 61	
19	N	Oklahoma	69 <b>81</b>	44	H	Michigan	61 58	64	A	St. John's (NY)	55 <b>64</b>	194	A	Providence	54 51	
22	A	Creighton	52 <b>63</b>					64	H	St. John's (NY)	48 <b>65</b>	194	H	Providence	67 57	
22	H	Creighton	57 <b>67</b>					65	A	Georgetown	63 <b>81</b>	198	A	Seton Hall	62 <b>71</b>	
								65	H	Georgetown	64 <b>69</b>	198	H	Seton Hall	72 64	
								88	A	Wake Forest	45 <b>58</b>	254	H	Tennessee St.	63 54	
												260	A	Butler	53 43	
												260	H	Butler	62 <b>65</b>	
												260	N	Butler	66 <b>68</b>	
												268	H	Southeast Mo. St.	54 48	
												275	N	Kennesaw St.	75 52	
												284	H	Ark.-Pine Bluff	62 41	
												295	H	North Florida	83 46	
												347	H	Delaware St.	86 53	
LAST 12 Division I GAMES:																
260	N	Butler	66 <b>68</b>	17	H	DePaul	43 <b>70</b>									
194	H	Providence	67 57	260	A	Butler	53 43									
22	H	Creighton	57 <b>67</b>	64	A	St. John's (NY)	55 <b>64</b>									
65	A	Georgetown	63 <b>81</b>	198	A	Seton Hall	62 <b>71</b>									
62	A	Villanova	71 <b>76</b>	62	H	Villanova	47 <b>72</b>									
32	H	Marquette	71 <b>86</b>	65	H	Georgetown	64 <b>69</b>									

Non-Div I Games:

Xavier

■ Loss, 
 ■ Non-Conf, 
 ■ S Site, 
 ■ H Home 
 ■ A Away 
 N Neutral



Average RPI Win:	206	WON-LOST	WINNING	LAST 10	STRENGTH OF	OPP. STRENGTH	TEAM	ADJ.	CONF.	ADJ CONF.
Average RPI Loss:	129	RECORD	PCT. RANK	GAMES	SCHEDULE	OF SCHEDULE	RPI	RPI	RPI	RPI
DIV. I ONLY	15- 12	138	5- 5	139	155	135	135	8	8	
DIV. I NON-CONF.	9- 4	85	0- 0	285	281	122	122	9	9	
TOTALS	RPI 1-25	RPI 26-50	W-L RECORDS	RPI 51-100	RPI 101-150	RPI 150+				
15- 12	0- 1	1- 1	OVERALL	2- 1	1- 4	11- 5				
7- 4	0- 0	1- 0	HOME	1- 0	1- 2	4- 2				
8- 8	0- 1	0- 1	AWAY	1- 1	0- 2	7- 3				
0- 0	0- 0	0- 0	NEUTRAL	0- 0	0- 0	0- 0				
9- 4	0- 1	0- 0	NON-CONFERENCE	1- 0	1- 0	7- 3				
3- 1	0- 0	0- 0	HOME	0- 0	1- 0	2- 1				
6- 3	0- 1	0- 0	AWAY	1- 0	0- 0	5- 2				
0- 0	0- 0	0- 0	NEUTRAL	0- 0	0- 0	0- 0				
6- 8	0- 0	1- 1	CONFERENCE	1- 1	0- 4	4- 2				
4- 3	0- 0	1- 0	HOME	1- 0	0- 2	2- 1				
2- 5	0- 0	0- 1	AWAY	0- 1	0- 2	2- 1				
0- 0	0- 0	0- 0	NEUTRAL	0- 0	0- 0	0- 0				

RPI 1-25				RPI 26-50				RPI 51-100				RPI 101+ Team's RPI: 135			
RPI	S	Opponent	Score	RPI	S	Opponent	Score	RPI	S	Opponent	Score	RPI	S	Opponent	Score
7	A	Stanford	44 102	43	A	Harvard	56 76	61	A	Penn	55 66	112	H	Albany (NY)	64 53
				43	H	Harvard	57 52	61	H	Penn	61 48	115	A	Princeton	62 74
								75	A	New Hampshire	64 58	115	H	Princeton	47 69
												126	A	Cornell	49 59
												126	H	Cornell	63 76
												151	A	Brown	73 76
												151	H	Brown	73 51
												156	A	Army West Point	55 59
												175	H	Boston College	64 71
												195	A	Columbia	55 47
												195	H	Columbia	68 72
												210	H	Binghamton	57 48
												214	A	Dartmouth	57 50
												214	H	Dartmouth	58 44
												232	A	UC Santa Barbara	64 60
												272	H	Vermont	77 48
												277	A	Manhattan	57 63
												314	A	Illinois St.	59 45
												318	A	Holy Cross	71 70
												336	A	LIU Brooklyn	75 44
												341	A	Wagner	66 52
LAST 12 Division I GAMES:															
195	A	Columbia	55 47	43	A	Harvard	56 76	214	A	Dartmouth	57 50				
126	A	Cornell	49 59	126	H	Cornell	63 76	195	H	Columbia	68 72				
214	H	Dartmouth	58 44	151	H	Brown	73 51	151	A	Brown	73 76				
43	H	Harvard	57 52												
61	H	Penn	61 48												
115	H	Princeton	47 69												

Non-Div I Games:

Yale

■ Loss, 
 ■ Non-Conf, S Site, 
 ■ Home 
 ■ Away 
 N Neutral



Youngstown St.

Through Games Of March 5, 2017

Average RPI Win:	276	WON-LOST	WINNING	LAST 10	STRENGTH OF	OPP. STRENGTH	TEAM	ADJ.	CONF.	ADJ CONF.
Average RPI Loss:	172	RECORD	PCT. RANK	GAMES	SCHEDULE	OF SCHEDULE	RPI	RPI	RPI	RPI
DIV. I ONLY	7- 21	306	2- 8	267	231	317	317	19	19	
DIV. I NON-CONF.	2- 7	284	0- 0	303	216	327	327	21	21	
TOTALS	RPI 1-25	RPI 26-50	W-L RECORDS	RPI 51-100	RPI 101-150	RPI 150+				
7- 21	0- 0	0- 2	OVERALL	0- 1	0- 9	7- 9				
5- 8	0- 0	0- 1	HOME	0- 0	0- 5	5- 2				
1- 12	0- 0	0- 1	AWAY	0- 1	0- 4	1- 6				
1- 1	0- 0	0- 0	NEUTRAL	0- 0	0- 0	1- 1				
2- 7	0- 0	0- 0	NON-CONFERENCE	0- 1	0- 1	2- 5				
1- 3	0- 0	0- 0	HOME	0- 0	0- 1	1- 2				
0- 4	0- 0	0- 0	AWAY	0- 1	0- 0	0- 3				
1- 0	0- 0	0- 0	NEUTRAL	0- 0	0- 0	1- 0				
5- 14	0- 0	0- 2	CONFERENCE	0- 0	0- 8	5- 4				
4- 5	0- 0	0- 1	HOME	0- 0	0- 4	4- 0				
1- 8	0- 0	0- 1	AWAY	0- 0	0- 4	1- 3				
0- 1	0- 0	0- 0	NEUTRAL	0- 0	0- 0	0- 1				

RPI S	Opponent	Score	RPI S	Opponent	Score	RPI S	Opponent	Score	RPI S	Opponent	Score	Team's RPI: 317
28	A Green Bay	41 75	92	A Kent St.	60 75	126	H Cornell	75 80				
28	H Green Bay	51 84				137	A Wright St.	58 71				
						137	H Wright St.	64 68				
						147	A Milwaukee	82 86				
						147	H Milwaukee	74 78				
						148	A Detroit Mercy	63 80				
						148	H Detroit Mercy	67 83				
						149	A Oakland	54 80				
						149	H Oakland	58 80				
						158	A Pittsburgh	50 63				
						183	A Cleveland St.	68 71				
						183	H Cleveland St.	92 67				
						190	H American	64 77				
						238	H Akron	74 76				
						242	H Saint Francis (PA)	69 68				
						248	A Hawaii	50 72				
						280	N Sacramento St.	102 94				
						289	A Northern Ariz.	49 70				
						292	A Valparaiso	60 77				
						292	H Valparaiso	76 70				
						292	N Valparaiso	62 79				
						294	A Northern Ky.	81 87				
						294	H Northern Ky.	77 73				
						319	A Ill.-Chicago	65 59				
						319	H Ill.-Chicago	70 54				
LAST 12 Division I GAMES:												
292	N	Valparaiso	62	79	147	A	Milwaukee	82	86			
148	H	Detroit Mercy	67	83	319	A	Ill.-Chicago	65	59			
149	H	Oakland	58	80	292	A	Valparaiso	60	77			
137	H	Wright St.	64	68	147	H	Milwaukee	74	78			
294	H	Northern Ky.	77	73	28	H	Green Bay	51	84			
28	A	Green Bay	41	75	149	A	Oakland	54	80			

Non-Div I Games: Point Park 84 71 Tiffin 84 62

Youngstown St.

Loss, Non-Conf, S Site, H Home A Away N Neutral