

Average RPI Win:	238	WON-LOST	WINNING	LAST 10	STRENGTH OF	OPP. STRENGTH	TEAM	ADJ.	CONF.	ADJ CONF.
Average RPI Loss:	135	RECORD	PCT. RANK	GAMES	SCHEDULE	OF SCHEDULE	RPI	RPI	RPI	RPI
DIV. I ONLY	19- 7	51	9-1	160	272	66	66	23	23	
DIV. I NON-CONF.	3- 4	201	0	156	206	141	141	24	24	
TOTALS	RPI 1-25	RPI 26-50	W-L RECORDS	RPI 51-100	RPI 101-150	RPI 150+				
19- 7	0- 2	0- 0	OVERALL	2- 2	0- 0	17- 3				
9- 1	0- 0	0- 0	HOME	1- 1	0- 0	8- 0				
9- 6	0- 2	0- 0	AWAY	1- 1	0- 0	8- 3				
1- 0	0- 0	0- 0	NEUTRAL	0- 0	0- 0	1- 0				
3- 4	0- 2	0- 0	NON-CONFERENCE	0- 0	0- 0	3- 2				
1- 0	0- 0	0- 0	HOME	0- 0	0- 0	1- 0				
1- 4	0- 2	0- 0	AWAY	0- 0	0- 0	1- 2				
1- 0	0- 0	0- 0	NEUTRAL	0- 0	0- 0	1- 0				
16- 3	0- 0	0- 0	CONFERENCE	2- 2	0- 0	14- 1				
8- 1	0- 0	0- 0	HOME	1- 1	0- 0	7- 0				
8- 2	0- 0	0- 0	AWAY	1- 1	0- 0	7- 1				
0- 0	0- 0	0- 0	NEUTRAL	0- 0	0- 0	0- 0				

RPI 1-25				RPI 26-50				RPI 51-100 Team's RPI: 66				RPI 101+			
RPI	S	Opponent	Score	RPI	S	Opponent	Score	RPI	S	Opponent	Score	RPI	S	Opponent	Score
9	A	Missouri St.	51 79					91	A	Abilene Christian	70 58	153	A	Sam Houston St.	60 45
16	A	Texas A&M	48 85					91	H	Abilene Christian	68 59	153	H	Sam Houston St.	57 54
								93	A	SFA	49 72	173	A	New Orleans	83 53
								93	H	SFA	44 66	173	H	New Orleans	43 40
												231	H	Central Ark.	67 47
												237	A	South Alabama	82 83
												248	A	Southeastern La.	44 48
												248	H	Southeastern La.	49 48
												252	A	Texas St.	48 57
												257	H	Nicholls St.	55 49
												260	A	Lamar University	64 56
												260	H	Lamar University	49 39
												272	A	Incarnate Word	64 38
												272	H	Incarnate Word	56 50
												296	A	UTRGV	59 54
												296	H	UTRGV	61 50
												297	N	Prairie View	64 52
												321	A	Houston Baptist	75 65
												336	A	Northwestern St.	72 59
												345	A	McNeese	73 59
LAST 10 Division I															
153	A	Sam Houston St.	60 45	91	H	Abilene Christian	68 59								
272	H	Incarnate Word	56 50	93	A	SFA	49 72								
173	H	New Orleans	43 40	345	A	McNeese	73 59								
260	A	Lamar University	64 56	321	A	Houston Baptist	75 65								
248	H	Southeastern La.	49 48	153	H	Sam Houston St.	57 54								

Non-Div I Games: UNKNOWN 75 55 Huston-Tillotson 63 49 Texas Wesleyan 90 52

A&M-Corpus Christi

Loss, Non-Conf, S Site, H Home A Away N Neutral

Average RPI Win:	236	WON-LOST	WINNING	LAST 10	STRENGTH OF	OPP. STRENGTH	TEAM	ADJ.	CONF.	ADJ CONF.
Average RPI Loss:	115	RECORD	PCT. RANK	GAMES	SCHEDULE	OF SCHEDULE	RPI	RPI	RPI	RPI
DIV. I ONLY	19- 5	29	8-2	234	250	91	91	23	23	
DIV. I NON-CONF.	4- 1	51	0	223	126	58	58	24	24	
TOTALS	RPI 1-25	RPI 26-50	W-L RECORDS	RPI 51-100	RPI 101-150	RPI 150+				
19- 5	0- 0	0- 0	OVERALL	1- 4	1- 0	17- 1				
10- 2	0- 0	0- 0	HOME	1- 1	0- 0	9- 1				
9- 3	0- 0	0- 0	AWAY	0- 3	1- 0	8- 0				
0- 0	0- 0	0- 0	NEUTRAL	0- 0	0- 0	0- 0				
4- 1	0- 0	0- 0	NON-CONFERENCE	0- 1	1- 0	3- 0				
2- 0	0- 0	0- 0	HOME	0- 0	0- 0	2- 0				
2- 1	0- 0	0- 0	AWAY	0- 1	1- 0	1- 0				
0- 0	0- 0	0- 0	NEUTRAL	0- 0	0- 0	0- 0				
15- 4	0- 0	0- 0	CONFERENCE	1- 3	0- 0	14- 1				
8- 2	0- 0	0- 0	HOME	1- 1	0- 0	7- 1				
7- 2	0- 0	0- 0	AWAY	0- 2	0- 0	7- 0				
0- 0	0- 0	0- 0	NEUTRAL	0- 0	0- 0	0- 0				

RPI 1-25			RPI 26-50			RPI 51-100			Team's RPI: 91	RPI 101+		
RPI	S	Opponent	Score	RPI	S	Opponent	Score	RPI	S	Opponent	Score	
						66	A A&M-Corpus Christi	59	68	140	A Portland	76 69
						66	H A&M-Corpus Christi	58	70	153	A Sam Houston St.	81 73
						80	A Oklahoma	65	78	153	H Sam Houston St.	94 91
						93	A SFA	59	69	156	A Wright St.	83 64
						93	H SFA	88	62	173	H New Orleans	76 62
										231	A Central Ark.	74 64
										231	H Central Ark.	93 71
										244	H Tulsa	73 63
										248	A Southeastern La.	68 62
										248	H Southeastern La.	61 53
										257	A Nicholls St.	95 84
										260	A Lamar University	75 49
										260	H Lamar University	78 72
										272	H Incarnate Word	70 71
										311	H New Mexico St.	67 54
										321	A Houston Baptist	84 79
										321	H Houston Baptist	71 54
										336	H Northwestern St.	84 69
										345	A McNeese	90 73
LAST 10 Division I												
						93	H SFA	88	62	66	A A&M-Corpus Christi	59 68
						231	H Central Ark.	93	71	321	H Houston Baptist	71 54
						153	H Sam Houston St.	94	91	260	A Lamar University	75 49
						248	A Southeastern La.	68	62	336	H Northwestern St.	84 69
						321	A Houston Baptist	84	79	272	H Incarnate Word	70 71

Non-Div I Games: Howard Payne 96 38 Schreiner 110 37 Southwest (NM) 104 52 McMurry 111 43  
Abilene Christian

Loss, Non-Conf, S Site, H Home A Away N Neutral

## Air Force

Through Games Of March 4, 2020

Average RPI Win:	233	WON-LOST	WINNING	LAST 10	STRENGTH OF	OPP. STRENGTH	TEAM	ADJ.	CONF.	ADJ CONF.
Average RPI Loss:	177	RECORD	PCT. RANK	GAMES	SCHEDULE	OF SCHEDULE	RPI	RPI	RPI	RPI
DIV. I ONLY	9- 21	290	6-4	198	222	270	270	17	17	
DIV. I NON-CONF.	1- 9	326	0	265	262	336	336	20	20	
TOTALS	RPI 1-25	RPI 26-50	W-L RECORDS	RPI 51-100	RPI 101-150	RPI 150+				
9- 21	0- 0	0- 1	OVERALL	1- 5	1- 3	7- 12				
3- 10	0- 0	0- 0	HOME	1- 1	0- 3	2- 6				
5- 10	0- 0	0- 1	AWAY	0- 3	1- 0	4- 6				
1- 1	0- 0	0- 0	NEUTRAL	0- 1	0- 0	1- 0				
1- 9	0- 0	0- 1	NON-CONFERENCE	0- 1	0- 2	1- 5				
1- 3	0- 0	0- 0	HOME	0- 0	0- 2	1- 1				
0- 6	0- 0	0- 1	AWAY	0- 1	0- 0	0- 4				
0- 0	0- 0	0- 0	NEUTRAL	0- 0	0- 0	0- 0				
8- 12	0- 0	0- 0	CONFERENCE	1- 4	1- 1	6- 7				
2- 7	0- 0	0- 0	HOME	1- 1	0- 1	1- 5				
5- 4	0- 0	0- 0	AWAY	0- 2	1- 0	4- 2				
1- 1	0- 0	0- 0	NEUTRAL	0- 1	0- 0	1- 0				

RPI S	Opponent	Score	RPI S	Opponent	Score	RPI S	Opponent	Score	RPI S	Opponent	Score	Team's RPI: 270
30	A Arizona St.	56 87	59	A Tennessee	54 81	111	H San Diego	59 70				
			65	A Fresno St.	52 61	140	H Portland	56 72				
			65	H Fresno St.	88 65	149	A San Jose St.	67 66				
			86	A Boise St.	61 70	149	H San Jose St.	60 68				
			86	H Boise St.	69 74	162	A Wyoming	52 68				
			86	N Boise St.	50 73	162	H Wyoming	63 65				
						221	H UNLV	60 67				
						222	A Cal St. Fullerton	70 79				
						226	A Northern Colo.	62 72				
						227	A New Mexico	79 66				
						227	H New Mexico	53 75				
						232	A Nevada	68 61				
						232	H Nevada	67 71				
						241	A San Diego St.	51 49				
						278	A Utah St.	62 45				
						278	H Utah St.	52 53				
						279	H Army West Point	66 68				
						282	A Long Beach St.	68 74				
						290	A Colorado St.	40 60				
						290	H Colorado St.	49 44				
						290	N Colorado St.	60 48				
						319	A Navy	59 67				
						329	H NJIT	68 48				
LAST 10 Division I												
			86	N Boise St.	50 73	65	H Fresno St.	88 65				
			290	N Colorado St.	60 48	149	A San Jose St.	67 66				
			290	H Colorado St.	49 44	86	H Boise St.	69 74				
			227	A New Mexico	79 66	241	A San Diego St.	51 49				
			162	A Wyoming	52 68	232	H Nevada	67 71				

Non-Div I Games: Neb. Wesleyan 93 42

Air Force

■ Loss, 
 ■ Non-Conf, S Site, 
 ■ Home 
 ■ Away 
 N Neutral

THROUGH GAMES OF MARCH 17, 1910										
Average RPI Win:	223	WON-LOST	WINNING	LAST 10	STRENGTH OF	OPP. STRENGTH	TEAM	ADJ.	CONF.	ADJ CONF.
Average RPI Loss:	111	RECORD	PCT. RANK	GAMES	SCHEDULE	OF SCHEDULE	RPI	RPI	RPI	RPI
DIV. I ONLY	14- 14	170	5-5	140	171	159	159	10	10	
DIV. I NON-CONF.	7- 4	100	0	224	325	154	154	10	10	
-----										
TOTALS	RPI 1-25	RPI 26-50		W-L RECORDS		RPI 51-100	RPI 101-150	RPI 150+		
14- 14	0- 1	0- 1		OVERALL		1- 5	1- 4	12- 3		
6- 7	0- 1	0- 1		HOME		1- 1	0- 3	5- 1		
6- 7	0- 0	0- 0		AWAY		0- 4	1- 1	5- 2		
2- 0	0- 0	0- 0		NEUTRAL		0- 0	0- 0	2- 0		
7- 4	0- 0	0- 1		NON-CONFERENCE		0- 1	0- 1	7- 1		
3- 2	0- 0	0- 1		HOME		0- 0	0- 1	3- 0		
2- 2	0- 0	0- 0		AWAY		0- 1	0- 0	2- 1		
2- 0	0- 0	0- 0		NEUTRAL		0- 0	0- 0	2- 0		
7- 10	0- 1	0- 0		CONFERENCE		1- 4	1- 3	5- 2		
3- 5	0- 1	0- 0		HOME		1- 1	0- 2	2- 1		
4- 5	0- 0	0- 0		AWAY		0- 3	1- 1	3- 1		
0- 0	0- 0	0- 0		NEUTRAL		0- 0	0- 0	0- 0		

RPI 1-25				RPI 26-50				RPI 51-100				RPI 101+				Team's RPI: 159	
RPI	S	Opponent	Score	RPI	S	Opponent	Score	RPI	S	Opponent	Score	RPI	S	Opponent	Score		
18	H	Central Mich.	72 77	39	H	Michigan	71 80	70	A	Ball St.	52 60	122	A	Buffalo	69 63		
								89	A	Ohio	57 70	122	H	Buffalo	61 76		
								89	H	Ohio	79 76	123	H	Duquesne	63 88		
								96	A	Butler	55 76	136	A	Western Mich.	71 79		
								97	A	Kent St.	50 68	136	H	Western Mich.	51 56		
								97	H	Kent St.	55 60	154	H	N.C. A&T	64 52		
												160	A	Toledo	61 65		
												180	H	Northern Ill.	65 70		
												183	A	Eastern Mich.	64 53		
												183	H	Eastern Mich.	88 81		
												197	A	Cleveland St.	62 66		
												228	A	Miami (OH)	75 62		
												228	H	Miami (OH)	70 62		
												229	N	Denver	88 72		
												238	A	Bowling Green	76 73		
												245	N	Morgan St.	52 45		
												259	H	Youngstown St.	91 62		
												292	A	St. Bonaventure	63 54		
												331	A	Detroit Mercy	81 60		
												339	H	Purdue Fort Wayne	64 53		
LAST 10 Division I																	
				122	H	Buffalo	61 76	183	A	Eastern Mich.	64 53						
				228	A	Miami (OH)	75 62	97	H	Kent St.	55 60						
				97	A	Kent St.	50 68	70	A	Ball St.	52 60						
				89	H	Ohio	79 76	183	H	Eastern Mich.	88 81						
				122	A	Buffalo	69 63	89	A	Ohio	57 70						

Non-Div I Games:

Akron

Loss, Non-Conf, S Site, H Home A Away N Neutral

## Alabama

Through Games Of March 4, 2020

Average RPI Win:	153	WON-LOST	WINNING	LAST 10	STRENGTH OF	OPP. STRENGTH	TEAM	ADJ.	CONF.	ADJ CONF.
Average RPI Loss:	48	RECORD	PCT. RANK	GAMES	SCHEDULE	OF SCHEDULE	RPI	RPI	RPI	RPI
DIV. I ONLY	18- 11	98	7-3	38	50	57	57	4	4	
DIV. I NON-CONF.	10- 3	57	0	123	164	79	79	5	5	
TOTALS	RPI 1-25	RPI 26-50	W-L RECORDS	RPI 51-100	RPI 101-150	RPI 150+				
18- 11	2- 2	0- 5	OVERALL	1- 3	7- 1	8- 0				
10- 6	0- 2	0- 3	HOME	0- 0	6- 1	4- 0				
7- 4	2- 0	0- 2	AWAY	0- 2	1- 0	4- 0				
1- 1	0- 0	0- 0	NEUTRAL	1- 1	0- 0	0- 0				
10- 3	0- 0	0- 1	NON-CONFERENCE	1- 1	3- 1	6- 0				
6- 2	0- 0	0- 1	HOME	0- 0	3- 1	3- 0				
3- 0	0- 0	0- 0	AWAY	0- 0	0- 0	3- 0				
1- 1	0- 0	0- 0	NEUTRAL	1- 1	0- 0	0- 0				
8- 8	2- 2	0- 4	CONFERENCE	0- 2	4- 0	2- 0				
4- 4	0- 2	0- 2	HOME	0- 0	3- 0	1- 0				
4- 4	2- 0	0- 2	AWAY	0- 2	1- 0	1- 0				
0- 0	0- 0	0- 0	NEUTRAL	0- 0	0- 0	0- 0				

RPI 1-25				RPI 26-50				RPI 51-100				Team's RPI: 57	RPI 101+			
RPI	S	Opponent	Score	RPI	S	Opponent	Score	RPI	S	Opponent	Score		RPI	S	Opponent	Score
1	H	South Carolina	78 93	26	A	Kentucky	62 66	59	A	Tennessee	63 65		104	H	Bethune-Cookman	60 49
14	A	Mississippi St.	66 64	26	H	Kentucky	71 81	71	A	Georgia	75 76		105	A	Auburn	75 48
16	A	Texas A&M	76 63	31	H	Arkansas	48 66	76	N	UNI	87 77		105	H	Auburn	68 64
16	H	Texas A&M	74 79	34	A	LSU	60 71	82	N	Southern California	57 60		108	H	Colgate	72 52
				48	H	Iowa St.	66 75						118	H	Vanderbilt	98 61
													133	H	Hampton	61 64
													134	H	Florida	69 62
													146	H	North Carolina	83 77
													165	A	Tulane	66 56
													166	H	Missouri	73 61
													179	H	Radford	85 51
													218	A	Clemson	67 54
													237	A	South Alabama	74 62
													248	H	Southeastern La.	87 50
													294	A	Ole Miss	57 56
													328	H	Mercer	111 56
LAST 10 Division I																
166	H	Missouri	73 61	105	H	Auburn	68 64									
16	A	Texas A&M	76 63	26	A	Kentucky	62 66									
14	A	Mississippi St.	66 64	294	A	Ole Miss	57 56									
134	H	Florida	69 62	31	H	Arkansas	48 66									
71	A	Georgia	75 76	118	H	Vanderbilt	98 61									

Non-Div I Games:

Alabama

■ Loss, 
 ■ Non-Conf, S Site, 
 ■ Home 
 ■ Away 
 N Neutral

## Alabama A&amp;M

Through Games Of March 4, 2020

Average RPI Win:	308	WON-LOST	WINNING	LAST 10	STRENGTH OF	OPP. STRENGTH	TEAM	ADJ.	CONF.	ADJ CONF.
Average RPI Loss:	188	RECORD	PCT. RANK	GAMES	SCHEDULE	OF SCHEDULE	RPI	RPI	RPI	RPI
DIV. I ONLY	14- 13	162	6-4	344	350	242	242	32	32	
DIV. I NON-CONF.	4- 7	225	0	218	307	212	212	31	31	
TOTALS	RPI 1-25	RPI 26-50	W-L RECORDS	RPI 51-100	RPI 101-150	RPI 150+				
14- 13	0- 0	0- 0	OVERALL	0- 2	0- 4	14- 7				
5- 3	0- 0	0- 0	HOME	0- 0	0- 2	5- 1				
8- 9	0- 0	0- 0	AWAY	0- 2	0- 1	8- 6				
1- 1	0- 0	0- 0	NEUTRAL	0- 0	0- 1	1- 0				
4- 7	0- 0	0- 0	NON-CONFERENCE	0- 2	0- 2	4- 3				
0- 2	0- 0	0- 0	HOME	0- 0	0- 1	0- 1				
4- 4	0- 0	0- 0	AWAY	0- 2	0- 0	4- 2				
0- 1	0- 0	0- 0	NEUTRAL	0- 0	0- 1	0- 0				
10- 6	0- 0	0- 0	CONFERENCE	0- 0	0- 2	10- 4				
5- 1	0- 0	0- 0	HOME	0- 0	0- 1	5- 0				
4- 5	0- 0	0- 0	AWAY	0- 0	0- 1	4- 4				
1- 0	0- 0	0- 0	NEUTRAL	0- 0	0- 0	1- 0				

RPI 1-25			RPI 26-50			RPI 51-100			RPI 101+ Team's RPI: 242		
RPI	S	Opponent	Score	RPI	S	Opponent	Score	RPI	S	Opponent	Score
								79	A	Cincinnati	47 62
								88	A	Nebraska	46 68
								137	A	Texas Southern	76 79
								137	H	Texas Southern	58 65
								139	H	North Florida	64 73
								144	N	North Ala.	65 80
								158	A	Jackson St.	53 67
								171	H	Austin Peay	61 67
								202	A	Memphis	71 79
								229	A	Denver	86 83
								241	A	San Diego St.	61 53
								254	A	Southern U.	46 55
								254	H	Southern U.	59 57
								291	A	California Baptist	55 60
								297	A	Prairie View	53 60
								297	H	Prairie View	54 44
								312	A	Georgia St.	67 52
								320	A	Alabama St.	56 55
								320	N	Alabama St.	75 48
								324	A	Alcorn	74 67
								324	H	Alcorn	64 50
								327	A	Ark.-Pine Bluff	65 52
								327	H	Ark.-Pine Bluff	74 55
								341	A	Florida A&M	77 53
								347	A	Grambling	59 69
								351	A	Mississippi Val.	75 45
								351	H	Mississippi Val.	68 48
LAST 10 Division I											
								297	A	Prairie View	53 60
								351	A	Mississippi Val.	75 45
								137	A	Texas Southern	76 79
								327	A	Ark.-Pine Bluff	65 52
								297	H	Prairie View	54 44
								137	H	Texas Southern	58 65
								254	A	Southern U.	46 55
								324	H	Alcorn	64 50

Non-Div I Games:

Alabama A&amp;M

■ Loss, 
 ■ Non-Conf, 
 ■ S Site, 
 ■ Home 
 ■ A Away 
 N Neutral

Average RPI Win:	319	WON-LOST	WINNING	LAST 10	STRENGTH OF	OPP. STRENGTH	TEAM	ADJ.	CONF.	ADJ CONF.
Average RPI Loss:	191	RECORD	PCT. RANK	GAMES	SCHEDULE	OF SCHEDULE	RPI	RPI	RPI	RPI
DIV. I ONLY	7- 18	301	4-6	322	333	320	320	32	32	
DIV. I NON-CONF.	1- 8	322	0	112	41	295	295	31	31	
TOTALS	RPI 1-25	RPI 26-50	W-L RECORDS	RPI 51-100	RPI 101-150	RPI 150+				
7- 18	0- 2	0- 0	OVERALL	0- 1	0- 4	7- 11				
3- 7	0- 0	0- 0	HOME	0- 0	0- 2	3- 5				
4- 10	0- 2	0- 0	AWAY	0- 1	0- 2	4- 5				
0- 1	0- 0	0- 0	NEUTRAL	0- 0	0- 0	0- 1				
1- 8	0- 2	0- 0	NON-CONFERENCE	0- 1	0- 2	1- 3				
1- 2	0- 0	0- 0	HOME	0- 0	0- 1	1- 1				
0- 6	0- 2	0- 0	AWAY	0- 1	0- 1	0- 2				
0- 0	0- 0	0- 0	NEUTRAL	0- 0	0- 0	0- 0				
6- 10	0- 0	0- 0	CONFERENCE	0- 0	0- 2	6- 8				
2- 5	0- 0	0- 0	HOME	0- 0	0- 1	2- 4				
4- 4	0- 0	0- 0	AWAY	0- 0	0- 1	4- 3				
0- 1	0- 0	0- 0	NEUTRAL	0- 0	0- 0	0- 1				

RPI 1-25				RPI 26-50				RPI 51-100				RPI 101+ Team's RPI: 320			
RPI	S	Opponent	Score	RPI	S	Opponent	Score	RPI	S	Opponent	Score	RPI	S	Opponent	Score
1	A	South Carolina	43 103					69	A	South Fla.	29 80	137	A	Texas Southern	59 88
20	A	DePaul	76 105									137	H	Texas Southern	54 81
												143	A	Wisconsin	67 85
												144	H	North Ala.	60 81
												158	A	Jackson St.	62 94
												169	H	Samford	48 83
												218	A	Clemson	43 76
												235	H	Jacksonville St.	68 63
												242	H	Alabama A&M	55 56
												242	N	Alabama A&M	48 75
												254	A	Southern U.	47 69
												254	H	Southern U.	51 61
												294	A	Ole Miss	66 93
												297	A	Prairie View	61 52
												297	H	Prairie View	59 62
												324	A	Alcorn	63 73
												324	H	Alcorn	95 70
												327	A	Ark.-Pine Bluff	68 65
												327	H	Ark.-Pine Bluff	62 73
												347	A	Grambling	73 59
												351	A	Mississippi Val.	66 61
												351	H	Mississippi Val.	77 64
LAST 10 Division I															
				137	A	Texas Southern	59 88					327	A	Ark.-Pine Bluff	68 65
				297	A	Prairie View	61 52					351	A	Mississippi Val.	66 61
				324	H	Alcorn	95 70					137	H	Texas Southern	54 81
				254	H	Southern U.	51 61					297	H	Prairie View	59 62
				242	H	Alabama A&M	55 56					324	A	Alcorn	63 73

Non-Div I Games: Mobile 76 66 Paine 84 58

Alabama St.

■ Loss, 
 ■ Non-Conf, 
 ■ S Site, 
 ■ Home 
 ■ Away 
 N Neutral

Albany (NY)

Through Games Of March 4, 2020

Average RPI Win:	280	WON-LOST	WINNING	LAST 10	STRENGTH OF	OPP. STRENGTH	TEAM	ADJ.	CONF.	ADJ CONF.
Average RPI Loss:	199	RECORD	PCT. RANK	GAMES	SCHEDULE	OF SCHEDULE	RPI	RPI	RPI	RPI
DIV. I ONLY	8- 21	302	2-8	267	327	314	314	26	26	
DIV. I NON-CONF.	3- 9	279	0	310	318	321	321	28	28	
TOTALS	RPI 1-25	RPI 26-50	W-L RECORDS	RPI 51-100	RPI 101-150	RPI 150+				
8- 21	0- 0	0- 0	OVERALL	0- 4	1- 2	7- 15				
5- 9	0- 0	0- 0	HOME	0- 1	1- 1	4- 7				
3- 12	0- 0	0- 0	AWAY	0- 3	0- 1	3- 8				
0- 0	0- 0	0- 0	NEUTRAL	0- 0	0- 0	0- 0				
3- 9	0- 0	0- 0	NON-CONFERENCE	0- 1	1- 2	2- 6				
1- 5	0- 0	0- 0	HOME	0- 0	1- 1	0- 4				
2- 4	0- 0	0- 0	AWAY	0- 1	0- 1	2- 2				
0- 0	0- 0	0- 0	NEUTRAL	0- 0	0- 0	0- 0				
5- 12	0- 0	0- 0	CONFERENCE	0- 3	0- 0	5- 9				
4- 4	0- 0	0- 0	HOME	0- 1	0- 0	4- 3				
1- 8	0- 0	0- 0	AWAY	0- 2	0- 0	1- 6				
0- 0	0- 0	0- 0	NEUTRAL	0- 0	0- 0	0- 0				

RPI S	Opponent	Score	RPI S	Opponent	Score	RPI S	Opponent	Score	RPI S	Opponent	Score
						55	A Marist	52 76	101	A Syracuse	53 75
						85	A Stony Brook	49 54	106	H Columbia	82 78
						85	A Stony Brook	44 53	132	H Boston U.	58 60
						85	H Stony Brook	53 73	161	A Binghamton	42 58
									161	H Binghamton	56 53
									164	H Lafayette	47 54
									168	A Maine	49 60
									168	H Maine	44 65
									187	H Cornell	51 71
									217	A UMass Lowell	51 53
									217	H UMass Lowell	75 78
									263	A New Hampshire	53 56
									263	H New Hampshire	47 48
									281	A Siena	46 52
									295	A UMBC	44 54
									295	H UMBC	56 51
									298	H Monmouth	41 53
									307	A Vermont	36 52
									307	H Vermont	58 49
									316	H St. Francis Brooklyn	41 49
									326	A Bryant	55 68
									337	A Canisius	70 53
									344	A Hartford	68 63
									344	H Hartford	63 40
									346	A Central Conn. St.	73 63
LAST 10 Division I											
85	A	Stony Brook	49	54	168	H	Maine	44	65		
85	A	Stony Brook	44	53	344	H	Hartford	63	40		
217	H	UMass Lowell	75	78	161	A	Binghamton	42	58		
263	A	New Hampshire	53	56	307	A	Vermont	36	52		
295	A	UMBC	44	54	295	H	UMBC	56	51		

Non-Div I Games: FDU-Florham 81 21

Albany (NY)

Loss, Non-Conf, S Site, H Home A Away N Neutral



Average RPI Win:	325	WON-LOST	WINNING	LAST 10	STRENGTH OF	OPP. STRENGTH	TEAM	ADJ.	CONF.	ADJ CONF.
Average RPI Loss:	219	RECORD	PCT. RANK	GAMES	SCHEDULE	OF SCHEDULE	RPI	RPI	RPI	RPI
DIV. I ONLY	10- 16	245	4-6	351	346	324	324	32	32	
DIV. I NON-CONF.	2- 8	295	0	336	259	333	333	31	31	
TOTALS	RPI 1-25	RPI 26-50	W-L RECORDS	RPI 51-100	RPI 101-150	RPI 150+				
10- 16	0- 0	0- 0	OVERALL	0- 1	0- 2	10- 13				
6- 3	0- 0	0- 0	HOME	0- 0	0- 1	6- 2				
4- 11	0- 0	0- 0	AWAY	0- 1	0- 1	4- 9				
0- 2	0- 0	0- 0	NEUTRAL	0- 0	0- 0	0- 2				
2- 8	0- 0	0- 0	NON-CONFERENCE	0- 1	0- 1	2- 6				
1- 1	0- 0	0- 0	HOME	0- 0	0- 1	1- 0				
1- 5	0- 0	0- 0	AWAY	0- 1	0- 0	1- 4				
0- 2	0- 0	0- 0	NEUTRAL	0- 0	0- 0	0- 2				
8- 8	0- 0	0- 0	CONFERENCE	0- 0	0- 1	8- 7				
5- 2	0- 0	0- 0	HOME	0- 0	0- 0	5- 2				
3- 6	0- 0	0- 0	AWAY	0- 0	0- 1	3- 5				
0- 0	0- 0	0- 0	NEUTRAL	0- 0	0- 0	0- 0				

RPI S	Opponent	Score	RPI S	Opponent	Score	RPI S	Opponent	Score	RPI S	Opponent	Score	Team's RPI: 324
						93 A	SFA	62 67	126 H	UAB	65 86	
									137 A	Texas Southern	70 105	
									158 A	Jackson St.	66 76	
									158 H	Jackson St.	67 83	
									202 A	Memphis	51 57	
									212 A	UTEP	47 92	
									218 N	Clemson	46 77	
									242 A	Alabama A&M	50 64	
									242 H	Alabama A&M	67 74	
									250 A	North Texas	31 67	
									252 A	Texas St.	59 67	
									254 A	Southern U.	57 74	
									254 H	Southern U.	58 53	
									294 N	Ole Miss	55 73	
									297 A	Prairie View	68 63	
									320 A	Alabama St.	70 95	
									320 H	Alabama St.	73 63	
									327 A	Ark.-Pine Bluff	77 75	
									327 H	Ark.-Pine Bluff	57 54	
									334 A	Tennessee St.	62 57	
									341 H	Florida A&M	58 42	
									347 A	Grambling	59 70	
									347 H	Grambling	80 54	
									351 A	Mississippi Val.	81 67	
									351 H	Mississippi Val.	63 60	
LAST 10 Division I												
			254 H	Southern U.	58 53		347 A	Grambling	59 70			
			320 A	Alabama St.	70 95		158 A	Jackson St.	66 76			
			242 A	Alabama A&M	50 64		254 A	Southern U.	57 74			
			327 H	Ark.-Pine Bluff	57 54		320 H	Alabama St.	73 63			
			351 H	Mississippi Val.	63 60		242 H	Alabama A&M	67 74			

Non-Div I Games: Tougaloo 85 61 Louisiana Col. 86 50

Alcorn

Loss, Non-Conf, S Site, H Home A Away N Neutral

Average RPI Win: <b>200</b>	WON-LOST	WINNING	LAST 10	STRENGTH OF	OPP. STRENGTH	TEAM	ADJ.	CONF.	ADJ CONF.
Average RPI Loss: <b>142</b>	RECORD	PCT. RANK	GAMES	SCHEDULE	OF SCHEDULE	RPI	RPI	RPI	RPI
DIV. I ONLY	<b>12- 16</b>	<b>215</b>	<b>5-5</b>	<b>154</b>	<b>155</b>	<b>199</b>	<b>199</b>	<b>16</b>	<b>16</b>
DIV. I NON-CONF.	<b>4- 6</b>	<b>212</b>	<b>0</b>	<b>177</b>	<b>101</b>	<b>207</b>	<b>207</b>	<b>15</b>	<b>15</b>
TOTALS	RPI 1-25	RPI 26-50	W-L RECORDS	RPI 51-100	RPI 101-150	RPI 150+			
12- 16	0- 0	0- 2	OVERALL	1- 2	4- 6	7- 6			
8- 5	0- 0	0- 1	HOME	1- 1	3- 2	4- 1			
4- 10	0- 0	0- 1	AWAY	0- 1	1- 3	3- 5			
0- 1	0- 0	0- 0	NEUTRAL	0- 0	0- 1	0- 0			
4- 6	0- 0	0- 0	NON-CONFERENCE	1- 2	1- 1	2- 3			
3- 1	0- 0	0- 0	HOME	1- 1	1- 0	1- 0			
1- 4	0- 0	0- 0	AWAY	0- 1	0- 0	1- 3			
0- 1	0- 0	0- 0	NEUTRAL	0- 0	0- 1	0- 0			
8- 10	0- 0	0- 2	CONFERENCE	0- 0	3- 5	5- 3			
5- 4	0- 0	0- 1	HOME	0- 0	2- 2	3- 1			
3- 6	0- 0	0- 1	AWAY	0- 0	1- 3	2- 2			
0- 0	0- 0	0- 0	NEUTRAL	0- 0	0- 0	0- 0			

RPI S	Opponent	Score	RPI S	Opponent	Score	RPI S	Opponent	Score	RPI S	Opponent	Score	Team's RPI: 199
50	A Bucknell	43 <b>68</b>	50	H Bucknell	57 <b>60</b>	75	H Villanova	76 54	108	A Colgate	62 <b>63</b>	
						87	H Minnesota	53 <b>70</b>	108	H Colgate	63 61	
						89	A Ohio	69 <b>81</b>	122	N Buffalo	55 <b>73</b>	
									124	A Lehigh	64 56	
									124	H Lehigh	63 <b>64</b>	
									128	A Holy Cross	59 <b>72</b>	
									128	H Holy Cross	58 <b>73</b>	
									132	A Boston U.	44 <b>59</b>	
									132	H Boston U.	55 54	
									147	H George Washington	66 53	
									164	A Lafayette	48 <b>55</b>	
									164	H Lafayette	52 <b>67</b>	
									176	H High Point	56 48	
									179	A Radford	59 55	
									184	A Towson	60 <b>63</b>	
									230	A Saint Joseph's	51 <b>72</b>	
									247	A George Mason	55 <b>73</b>	
									268	A Loyola Maryland	47 <b>56</b>	
									268	H Loyola Maryland	63 44	
									279	A Army West Point	67 62	
									279	H Army West Point	73 57	
									319	A Navy	48 40	
									319	H Navy	57 42	
LAST 10 Division I												
319	H Navy	57 42	50	H Bucknell	57 <b>60</b>	268	A Loyola Maryland	47 <b>56</b>	279	A Army West Point	67 62	
128	H Holy Cross	58 <b>73</b>	279	A Army West Point	67 62	164	H Lafayette	52 <b>67</b>	124	A Lehigh	64 56	
164	A Lafayette	48 <b>55</b>										
132	H Boston U.	55 54										
319	A Navy	48 40										

Non-Div I Games:

American

■ Loss, 
 ■ Non-Conf, 
 ■ S Site, 
 ■ H Home 
 ■ A Away 
 N Neutral

## Appalachian St.

## Through Games Of March 4, 2020

Average RPI Win:	<b>294</b>	WON-LOST	WINNING	LAST 10	STRENGTH OF	OPP. STRENGTH	TEAM	ADJ.	CONF.	ADJ CONF.
Average RPI Loss:	<b>143</b>	RECORD	PCT. RANK	GAMES	SCHEDULE	OF SCHEDULE	RPI	RPI	RPI	RPI
DIV. I ONLY	<b>10- 18</b>	<b>266</b>	<b>6-4</b>	<b>171</b>	<b>242</b>	<b>246</b>	<b>246</b>	<b>21</b>	<b>21</b>	
DIV. I NON-CONF.	<b>3- 8</b>	<b>268</b>	<b>0</b>	<b>121</b>	<b>250</b>	<b>231</b>	<b>231</b>	<b>19</b>	<b>19</b>	
TOTALS	RPI 1-25	RPI 26-50	W-L RECORDS	RPI 51-100	RPI 101-150	RPI 150+				
10- 18	0- 1	0- 3	OVERALL	0- 2	0- 4	10- 8				
6- 6	0- 0	0- 1	HOME	0- 1	0- 1	6- 3				
3- 11	0- 1	0- 2	AWAY	0- 1	0- 2	3- 5				
1- 1	0- 0	0- 0	NEUTRAL	0- 0	0- 1	1- 0				
3- 8	0- 1	0- 1	NON-CONFERENCE	0- 1	0- 2	3- 3				
1- 2	0- 0	0- 0	HOME	0- 0	0- 0	1- 2				
1- 5	0- 1	0- 1	AWAY	0- 1	0- 1	1- 1				
1- 1	0- 0	0- 0	NEUTRAL	0- 0	0- 1	1- 0				
7- 10	0- 0	0- 2	CONFERENCE	0- 1	0- 2	7- 5				
5- 4	0- 0	0- 1	HOME	0- 1	0- 1	5- 1				
2- 6	0- 0	0- 1	AWAY	0- 0	0- 1	2- 4				
0- 0	0- 0	0- 0	NEUTRAL	0- 0	0- 0	0- 0				

RPI 1-25				RPI 26-50				RPI 51-100				RPI 101+ Team's RPI: 246			
RPI	S	Opponent	Score	RPI	S	Opponent	Score	RPI	S	Opponent	Score	RPI	S	Opponent	Score
1	A	South Carolina	50 <b>92</b>	39	A	Michigan	35 <b>62</b>	83	H	Coastal Caro.	53 <b>80</b>	102	A	UT Arlington	44 <b>63</b>
				43	A	Troy	55 <b>84</b>	98	A	VCU	38 <b>66</b>	102	H	UT Arlington	60 <b>82</b>
				43	H	Troy	61 <b>81</b>					104	N	Bethune-Cookman	44 <b>61</b>
												138	A	UNC Greensboro	47 <b>54</b>
												174	H	Gardner-Webb	56 <b>67</b>
												177	A	Elon	66 <b>67</b>
												189	H	Louisiana	51 <b>57</b>
												203	A	Little Rock	63 <b>68</b>
												237	A	South Alabama	66 <b>81</b>
												237	H	South Alabama	71 59
												252	A	Texas St.	59 47
												252	H	Texas St.	73 65
												255	A	Arkansas St.	58 <b>76</b>
												266	A	Wofford	54 51
												288	H	ETSU	61 <b>67</b>
												299	A	Ga. Southern	70 <b>78</b>
												299	H	Ga. Southern	83 75
												312	A	Georgia St.	64 59
												312	H	Georgia St.	65 37
												328	H	Mercer	77 68
												337	N	Canisius	74 57
												348	H	La.-Monroe	68 49
LAST 10 Division I															
				348	H	La.-Monroe	68 49					237	H	South Alabama	71 59
				189	H	Louisiana	51 <b>57</b>					252	A	Texas St.	59 47
				299	A	Ga. Southern	70 <b>78</b>					102	A	UT Arlington	44 <b>63</b>
				312	A	Georgia St.	64 59					299	H	Ga. Southern	83 75
				43	H	Troy	61 <b>81</b>					312	H	Georgia St.	65 37

Non-Div I Games:

Appalachian St.

■ Loss, 
 ■ Non-Conf, S Site, 
 ■ Home 
 ■ Away 
 N Neutral

# Arizona

Through Games Of March 4, 2020

Average RPI Win:	152	WON-LOST	WINNING	LAST 10	STRENGTH OF	OPP. STRENGTH	TEAM	ADJ.	CONF.	ADJ CONF.
Average RPI Loss:	41	RECORD	PCT. RANK	GAMES	SCHEDULE	OF SCHEDULE	RPI	RPI	RPI	RPI
DIV. I ONLY	23- 6	26	7-3	72	40	27	27	1	1	
DIV. I NON-CONF.	11- 0	1	0	324	298	77	77	2	2	
TOTALS	RPI 1-25	RPI 26-50	W-L RECORDS	RPI 51-100	RPI 101-150	RPI 150+				
23- 6	3- 4	3- 0	OVERALL	2- 1	5- 1	10- 0				
13- 3	2- 2	1- 0	HOME	1- 0	2- 1	7- 0				
10- 3	1- 2	2- 0	AWAY	1- 1	3- 0	3- 0				
0- 0	0- 0	0- 0	NEUTRAL	0- 0	0- 0	0- 0				
11- 0	0- 0	1- 0	NON-CONFERENCE	0- 0	0- 0	10- 0				
7- 0	0- 0	0- 0	HOME	0- 0	0- 0	7- 0				
4- 0	0- 0	1- 0	AWAY	0- 0	0- 0	3- 0				
0- 0	0- 0	0- 0	NEUTRAL	0- 0	0- 0	0- 0				
12- 6	3- 4	2- 0	CONFERENCE	2- 1	5- 1	0- 0				
6- 3	2- 2	1- 0	HOME	1- 0	2- 1	0- 0				
6- 3	1- 2	1- 0	AWAY	1- 1	3- 0	0- 0				
0- 0	0- 0	0- 0	NEUTRAL	0- 0	0- 0	0- 0				

RPI	S	Opponent	Score	RPI	S	Opponent	Score	Team's RPI: 27	RPI	S	Opponent	Score	RPI	S	Opponent	Score
2	A	Oregon	52 85	30	A	Arizona St.	58 53		81	A	Colorado	38 50	103	A	Washington St.	74 67
2	H	Oregon	64 71	30	H	Arizona St.	59 53		82	A	Southern California	65 57	103	H	Washington St.	72 57
7	H	Stanford	73 72	46	A	Texas	83 58		82	H	Southern California	73 57	112	A	Utah	85 69
13	A	UCLA	58 70										127	A	Washington	66 58
13	H	UCLA	92 66										127	H	Washington	64 53
17	A	Oregon St.	65 58										130	H	California	54 55
17	H	Oregon St.	61 63										152	A	Montana	77 42
													193	H	Santa Clara	65 52
													212	A	UTEP	54 43
													219	H	North Dakota	74 42
													249	H	UC Santa Barbara	61 42
													297	H	Prairie View	83 48
													298	H	Monmouth	86 34
													305	H	UC Riverside	70 27
													334	H	Tennessee St.	77 42
													349	A	Chicago St.	82 50
LAST 10 Division I																
130	H	California	54 55	127	H	Washington	64 53									
7	H	Stanford	73 72	17	A	Oregon St.	65 58									
81	A	Colorado	38 50	2	A	Oregon	52 85									
112	A	Utah	85 69	82	H	Southern California	73 57									
103	H	Washington St.	72 57	13	H	UCLA	92 66									

Non-Div I Games:

Arizona

Loss, Non-Conf, S Site, H Home A Away N Neutral

Arizona St.

Through Games Of March 4, 2020

Average RPI Win:	138	WON-LOST	WINNING	LAST 10	STRENGTH OF	OPP. STRENGTH	TEAM	ADJ.	CONF.	ADJ CONF.
Average RPI Loss:	35	RECORD	PCT. RANK	GAMES	SCHEDULE	OF SCHEDULE	RPI	RPI	RPI	RPI
DIV. I ONLY	20- 10	75	5-5	21	17	30	30	1	1	
DIV. I NON-CONF.	10- 2	29	0	165	120	54	54	2	2	
TOTALS	RPI 1-25	RPI 26-50	W-L RECORDS	RPI 51-100	RPI 101-150	RPI 150+				
20- 10	2- 5	1- 3	OVERALL	5- 1	5- 1	7- 0				
13- 3	2- 2	1- 1	HOME	2- 0	3- 0	5- 0				
5- 6	0- 3	0- 1	AWAY	2- 1	2- 1	1- 0				
2- 1	0- 0	0- 1	NEUTRAL	1- 0	0- 0	1- 0				
10- 2	0- 0	1- 1	NON-CONFERENCE	2- 1	0- 0	7- 0				
7- 0	0- 0	1- 0	HOME	1- 0	0- 0	5- 0				
1- 1	0- 0	0- 0	AWAY	0- 1	0- 0	1- 0				
2- 1	0- 0	0- 1	NEUTRAL	1- 0	0- 0	1- 0				
10- 8	2- 5	0- 2	CONFERENCE	3- 0	5- 1	0- 0				
6- 3	2- 2	0- 1	HOME	1- 0	3- 0	0- 0				
4- 5	0- 3	0- 1	AWAY	2- 0	2- 1	0- 0				
0- 0	0- 0	0- 0	NEUTRAL	0- 0	0- 0	0- 0				

RPI 1-25				RPI 26-50				Team's RPI: 30		RPI 51-100				RPI 101+			
RPI	S	Opponent	Score	RPI	S	Opponent	Score		RPI	S	Opponent	Score	RPI	S	Opponent	Score	
2	A	Oregon	48 79	27	A	Arizona	53 59		51	N	Middle Tenn.	61 60	103	A	Washington St.	65 56	
2	H	Oregon	72 66	27	H	Arizona	53 58		81	A	Colorado	65 59	103	H	Washington St.	62 59	
7	H	Stanford	44 55	44	N	Purdue	52 59		82	A	Southern California	63 54	112	A	Utah	71 75	
13	A	UCLA	66 68	45	H	Creighton	70 55		82	H	Southern California	76 75	127	A	Washington	67 50	
13	H	UCLA	61 70						84	H	BYU	60 52	127	H	Washington	72 68	
17	A	Oregon St.	62 64						87	A	Minnesota	66 80	130	H	California	77 54	
17	H	Oregon St.	55 47										167	H	Idaho St.	74 69	
													168	N	Maine	57 31	
													227	H	New Mexico	84 47	
													270	H	Air Force	87 56	
													279	H	Army West Point	83 51	
													310	H	Cal Poly	66 41	
													311	A	New Mexico St.	70 47	
LAST 10 Division I																	
		7	H	Stanford			44 55				103	H	Washington St.			62 59	
		130	H	California			77 54				2	A	Oregon			48 79	
		112	A	Utah			71 75				17	A	Oregon St.			62 64	
		81	A	Colorado			65 59				13	H	UCLA			61 70	
		127	H	Washington			72 68				82	H	Southern California			76 75	

Non-Div I Games:

Arizona St.

Loss, Non-Conf, S Site, H Home A Away N Neutral

## Ark.-Pine Bluff

Through Games Of March 4, 2020

Average RPI Win:	332	WON-LOST	WINNING	LAST 10	STRENGTH OF	OPP. STRENGTH	TEAM	ADJ.	CONF.	ADJ CONF.
Average RPI Loss:	196	RECORD	PCT. RANK	GAMES	SCHEDULE	OF SCHEDULE	RPI	RPI	RPI	RPI
DIV. I ONLY	5- 21	320	3-7	310	340	327	327	32	32	
DIV. I NON-CONF.	0- 9	338	0	132	83	320	320	31	31	
TOTALS	RPI 1-25	RPI 26-50	W-L RECORDS	RPI 51-100	RPI 101-150	RPI 150+				
5- 21	0- 0	0- 1	OVERALL	0- 2	0- 4	5- 14				
2- 6	0- 0	0- 0	HOME	0- 0	0- 1	2- 5				
3- 15	0- 0	0- 1	AWAY	0- 2	0- 3	3- 9				
0- 0	0- 0	0- 0	NEUTRAL	0- 0	0- 0	0- 0				
0- 9	0- 0	0- 1	NON-CONFERENCE	0- 2	0- 2	0- 4				
0- 0	0- 0	0- 0	HOME	0- 0	0- 0	0- 0				
0- 9	0- 0	0- 1	AWAY	0- 2	0- 2	0- 4				
0- 0	0- 0	0- 0	NEUTRAL	0- 0	0- 0	0- 0				
5- 12	0- 0	0- 0	CONFERENCE	0- 0	0- 2	5- 10				
2- 6	0- 0	0- 0	HOME	0- 0	0- 1	2- 5				
3- 6	0- 0	0- 0	AWAY	0- 0	0- 1	3- 5				
0- 0	0- 0	0- 0	NEUTRAL	0- 0	0- 0	0- 0				

RPI	S	Opponent	Score	RPI	S	Opponent	Score	RPI	S	Opponent	Score	RPI	S	Opponent	Score	Team's RPI: 327
48	A	Iowa St.	40	90	59	A	Tennessee	51	92	103	A	Washington St.	56	85		
					83	A	Coastal Caro.	69	76	137	A	Texas Southern	77	78		
										137	H	Texas Southern	46	77		
										142	A	Texas Tech	55	81		
										158	A	Jackson St.	47	68		
										158	H	Jackson St.	44	56		
										170	A	Wichita St.	50	100		
										200	A	Illinois	50	65		
										216	A	Milwaukee	55	69		
										242	A	Alabama A&M	55	74		
										242	H	Alabama A&M	52	65		
										254	A	Southern U.	61	85		
										254	H	Southern U.	43	70		
										255	A	Arkansas St.	60	81		
										297	A	Prairie View	51	61		
										297	H	Prairie View	69	54		
										320	A	Alabama St.	73	62		
										320	H	Alabama St.	65	68		
										324	A	Alcorn	54	57		
										324	H	Alcorn	75	77		
										347	A	Grambling	82	64		
										347	H	Grambling	84	79		
										351	A	Mississippi Val.	80	77		
LAST 10 Division I																
158	A	Jackson St.	47	68	254	A	Southern U.	61	85							
347	A	Grambling	82	64	320	H	Alabama St.	65	68							
137	H	Texas Southern	46	77	242	H	Alabama A&M	52	65							
297	H	Prairie View	69	54	158	H	Jackson St.	44	56							
324	A	Alcorn	54	57	347	H	Grambling	84	79							

Non-Div I Games: Philander Smith 66 54

Ark.-Pine Bluff

■ Loss, 
 ■ Non-Conf, 
 ■ S Site, 
 ■ Home 
 ■ A Away 
 N Neutral

## Arkansas

Through Games Of March 4, 2020

Average RPI Win:	144	WON-LOST	WINNING	LAST 10	STRENGTH OF	OPP. STRENGTH	TEAM	ADJ.	CONF.	ADJ CONF.
Average RPI Loss:	52	RECORD	PCT. RANK	GAMES	SCHEDULE	OF SCHEDULE	RPI	RPI	RPI	RPI
DIV. I ONLY	22- 7	35	7-3	58	52	31	31	4	4	
DIV. I NON-CONF.	12- 1	10	0	170	149	35	35	5	5	
TOTALS	RPI 1-25	RPI 26-50	W-L RECORDS	RPI 51-100	RPI 101-150	RPI 150+				
22- 7	0- 4	3- 0	OVERALL	6- 1	4- 2	9- 0				
15- 3	0- 2	3- 0	HOME	4- 1	1- 0	7- 0				
5- 4	0- 2	0- 0	AWAY	1- 0	2- 2	2- 0				
2- 0	0- 0	0- 0	NEUTRAL	1- 0	1- 0	0- 0				
12- 1	0- 0	1- 0	NON-CONFERENCE	4- 0	1- 1	6- 0				
10- 0	0- 0	1- 0	HOME	3- 0	0- 0	6- 0				
0- 1	0- 0	0- 0	AWAY	0- 0	0- 1	0- 0				
2- 0	0- 0	0- 0	NEUTRAL	1- 0	1- 0	0- 0				
10- 6	0- 4	2- 0	CONFERENCE	2- 1	3- 1	3- 0				
5- 3	0- 2	2- 0	HOME	1- 1	1- 0	1- 0				
5- 3	0- 2	0- 0	AWAY	1- 0	2- 1	2- 0				
0- 0	0- 0	0- 0	NEUTRAL	0- 0	0- 0	0- 0				

RPI 1-25				RPI 26-50				Team's RPI: 31				RPI 51-100				RPI 101+			
RPI	S	Opponent	Score	RPI	S	Opponent	Score	RPI	S	Opponent	Score	RPI	S	Opponent	Score	RPI	S	Opponent	Score
1	A	South Carolina	82 91	26	H	Kentucky	103 85	52	H	Belmont	91 60	105	A	Auburn	86 70				
1	H	South Carolina	65 86	34	H	LSU	75 71	57	A	Alabama	66 48	118	A	Vanderbilt	100 66				
14	A	Mississippi St.	83 92	47	H	UT Martin	96 46	59	H	Tennessee	83 75	130	A	California	80 84				
16	H	Texas A&M	77 84					71	H	Georgia	55 64	134	A	Florida	80 83				
								74	H	Kansas St.	81 72	134	H	Florida	79 57				
								85	H	Stony Brook	88 58	143	N	Wisconsin	68 64				
								90	N	Fordham	71 59	166	A	Missouri	85 81				
												166	H	Missouri	90 73				
												173	H	New Orleans	82 52				
												203	H	Little Rock	86 53				
												214	H	Oral Roberts	96 64				
												244	H	Tulsa	91 41				
												294	A	Ole Miss	108 64				
												336	H	Northwestern St.	99 39				
												345	H	McNeese	101 58				
LAST 10 Division I																			
34	H	LSU	75 71	26	H	Kentucky	103 85	1	H	South Carolina	65 86								
14	A	Mississippi St.	83 92	166	A	Missouri	85 81	57	A	Alabama	66 48								
134	A	Florida	80 83	59	H	Tennessee	83 75	134	H	Florida	79 57								
294	A	Ole Miss	108 64																

Non-Div I Games:

Arkansas

■ Loss, 
 ■ Non-Conf, 
 ■ S Site, 
 ■ H Home 
 ■ A Away 
 N Neutral

Average RPI Win:	257	WON-LOST	WINNING	LAST 10	STRENGTH OF	OPP. STRENGTH	TEAM	ADJ.	CONF.	ADJ CONF.
Average RPI Loss:	175	RECORD	PCT. RANK	GAMES	SCHEDULE	OF SCHEDULE	RPI	RPI	RPI	RPI
DIV. I ONLY	9- 17	272	3-7	208	258	255	255	21	21	
DIV. I NON-CONF.	2- 8	295	0	110	296	252	252	19	19	
TOTALS	RPI 1-25	RPI 26-50	W-L RECORDS	RPI 51-100	RPI 101-150	RPI 150+				
9- 17	0- 2	0- 1	OVERALL	1- 0	0- 3	8- 11				
6- 3	0- 0	0- 0	HOME	1- 0	0- 2	5- 1				
3- 13	0- 2	0- 1	AWAY	0- 0	0- 1	3- 9				
0- 1	0- 0	0- 0	NEUTRAL	0- 0	0- 0	0- 1				
2- 8	0- 2	0- 0	NON-CONFERENCE	0- 0	0- 1	2- 5				
1- 1	0- 0	0- 0	HOME	0- 0	0- 1	1- 0				
1- 6	0- 2	0- 0	AWAY	0- 0	0- 0	1- 4				
0- 1	0- 0	0- 0	NEUTRAL	0- 0	0- 0	0- 1				
7- 9	0- 0	0- 1	CONFERENCE	1- 0	0- 2	6- 6				
5- 2	0- 0	0- 0	HOME	1- 0	0- 1	4- 1				
2- 7	0- 0	0- 1	AWAY	0- 0	0- 1	2- 5				
0- 0	0- 0	0- 0	NEUTRAL	0- 0	0- 0	0- 0				

RPI 1-25				RPI 26-50				RPI 51-100				RPI 101+ Team's RPI: 255			
RPI	S	Opponent	Score	RPI	S	Opponent	Score	RPI	S	Opponent	Score	RPI	S	Opponent	Score
4	A	Baylor	43 111	43	A	Troy	64 79	83	H	Coastal Caro.	63 61	102	A	UT Arlington	44 71
20	A	DePaul	64 109									102	H	UT Arlington	62 89
												109	H	Southeast Mo. St.	67 79
												154	N	N.C. A&T	50 55
												189	A	Louisiana	43 83
												202	A	Memphis	50 78
												203	A	Little Rock	58 67
												203	H	Little Rock	72 54
												236	A	Murray St.	62 77
												237	A	South Alabama	71 87
												241	A	San Diego St.	71 62
												244	A	Tulsa	77 79
												246	H	Appalachian St.	76 58
												252	A	Texas St.	56 53
												252	H	Texas St.	69 83
												275	A	Louisiana Tech	54 67
												299	A	Ga. Southern	67 80
												299	H	Ga. Southern	69 62
												312	A	Georgia St.	56 67
												312	H	Georgia St.	70 68
												327	H	Ark.-Pine Bluff	81 60
												348	A	La.-Monroe	54 53
LAST 10 Division I															
203	H	Little Rock	72 54	299	A	Ga. Southern	67 80								
43	A	Troy	64 79	312	A	Georgia St.	56 67								
237	A	South Alabama	71 87	348	A	La.-Monroe	54 53								
252	H	Texas St.	69 83	83	H	Coastal Caro.	63 61								
102	H	UT Arlington	62 89	189	A	Louisiana	43 83								

Non-Div I Games: Central Baptist 88 63

Arkansas St.

■ Loss, 
 ■ Non-Conf, 
 ■ S Site, 
 ■ Home 
 ■ Away 
 N Neutral



Army West Point

Through Games Of March 4, 2020

Average RPI Win:	259	WON-LOST	WINNING	LAST 10	STRENGTH OF	OPP. STRENGTH	TEAM	ADJ.	CONF.	ADJ CONF.
Average RPI Loss:	142	RECORD	PCT. RANK	GAMES	SCHEDULE	OF SCHEDULE	RPI	RPI	RPI	RPI
DIV. I ONLY	8- 21	302	3-7	155	198	279	279	16	16	
DIV. I NON-CONF.	4- 7	225	0	179	285	233	233	15	15	
TOTALS	RPI 1-25	RPI 26-50	W-L RECORDS	RPI 51-100	RPI 101-150	RPI 150+				
8- 21	0- 1	0- 3	OVERALL	0- 1	2- 8	6- 8				
6- 8	0- 1	0- 1	HOME	0- 0	2- 4	4- 2				
2- 13	0- 0	0- 2	AWAY	0- 1	0- 4	2- 6				
0- 0	0- 0	0- 0	NEUTRAL	0- 0	0- 0	0- 0				
4- 7	0- 1	0- 1	NON-CONFERENCE	0- 1	0- 2	4- 2				
2- 3	0- 1	0- 0	HOME	0- 0	0- 2	2- 0				
2- 4	0- 0	0- 1	AWAY	0- 1	0- 0	2- 2				
0- 0	0- 0	0- 0	NEUTRAL	0- 0	0- 0	0- 0				
4- 14	0- 0	0- 2	CONFERENCE	0- 0	2- 6	2- 6				
4- 5	0- 0	0- 1	HOME	0- 0	2- 2	2- 2				
0- 9	0- 0	0- 1	AWAY	0- 0	0- 4	0- 4				
0- 0	0- 0	0- 0	NEUTRAL	0- 0	0- 0	0- 0				

RPI S	Opponent	Score	RPI S	Opponent	Score	RPI S	Opponent	Score	RPI S	Opponent	Score	Team's RPI: 279
19	H TCU	52 66	30	A Arizona St.	51 83	64	A St. John's (NY)	60 96	106	H Columbia	62 71	
			50	A Bucknell	46 77				107	H William & Mary	65 77	
			50	H Bucknell	52 63				108	A Colgate	93 100	
									108	H Colgate	81 67	
									124	A Lehigh	72 89	
									124	H Lehigh	65 94	
									128	A Holy Cross	61 64	
									128	H Holy Cross	61 48	
									132	A Boston U.	56 62	
									132	H Boston U.	66 72	
									164	A Lafayette	58 67	
									164	H Lafayette	52 57	
									188	A Manhattan	56 86	
									199	A American	57 73	
									199	H American	62 67	
									268	A Loyola Maryland	59 68	
									268	H Loyola Maryland	75 55	
									270	A Air Force	68 66	
									316	A St. Francis Brooklyn	64 70	
									318	A Fairleigh Dickinson	70 68	
									319	A Navy	45 57	
									319	H Navy	62 52	
									326	H Bryant	81 75	
									335	H LIU Brooklyn	67 60	
LAST 10 Division I												
			132	A Boston U.	56 62		124	A Lehigh	72 89			
			108	H Colgate	81 67		164	A Lafayette	58 67			
			128	A Holy Cross	61 64		199	H American	62 67			
			319	H Navy	62 52		124	H Lehigh	65 94			
			268	H Loyola Maryland	75 55		50	A Bucknell	46 77			

Non-Div I Games:

Army West Point

Loss, Non-Conf, S Site, H Home A Away N Neutral

Average RPI Win: <b>168</b>	WON-LOST	WINNING	LAST 10	STRENGTH OF	OPP. STRENGTH	TEAM	ADJ.	CONF.	ADJ CONF.
Average RPI Loss: <b>50</b>	RECORD	PCT. RANK	GAMES	SCHEDULE	OF SCHEDULE	RPI	RPI	RPI	RPI
DIV. I ONLY	<b>11- 17</b>	<b>238</b>	<b>4-6</b>	<b>11</b>	<b>38</b>	<b>105</b>	<b>105</b>	<b>4</b>	<b>4</b>
DIV. I NON-CONF.	<b>6- 5</b>	<b>151</b>	<b>0</b>	<b>20</b>	<b>119</b>	<b>69</b>	<b>69</b>	<b>5</b>	<b>5</b>
TOTALS	RPI 1-25	RPI 26-50	W-L RECORDS	RPI 51-100	RPI 101-150	RPI 150+			
11- 17	0- 7	2- 2	OVERALL	0- 5	3- 3	6- 0			
7- 6	0- 2	1- 1	HOME	0- 2	2- 1	4- 0			
2- 9	0- 4	0- 1	AWAY	0- 2	0- 2	2- 0			
2- 2	0- 1	1- 0	NEUTRAL	0- 1	1- 0	0- 0			
6- 5	0- 3	1- 0	NON-CONFERENCE	0- 1	1- 1	4- 0			
4- 1	0- 1	0- 0	HOME	0- 0	1- 0	3- 0			
1- 2	0- 1	0- 0	AWAY	0- 0	0- 1	1- 0			
1- 2	0- 1	1- 0	NEUTRAL	0- 1	0- 0	0- 0			
5- 12	0- 4	1- 2	CONFERENCE	0- 4	2- 2	2- 0			
3- 5	0- 1	1- 1	HOME	0- 2	1- 1	1- 0			
1- 7	0- 3	0- 1	AWAY	0- 2	0- 1	1- 0			
1- 0	0- 0	0- 0	NEUTRAL	0- 0	1- 0	0- 0			

RPI	S	Opponent	Score	RPI	S	Opponent	Score	RPI	S	Opponent	Score	RPI	S	Opponent	Score	Team's RPI: 105
1	A	South Carolina	53 <b>79</b>	26	A	Kentucky	61 <b>68</b>	51	N	Middle Tenn.	50 <b>73</b>	104	H	Bethune-Cookman	74 56	
14	A	Mississippi St.	73 <b>78</b>	31	H	Arkansas	70 <b>86</b>	57	A	Alabama	64 <b>68</b>	118	A	Vanderbilt	55 <b>77</b>	
14	H	Mississippi St.	85 <b>92</b>	34	H	LSU	65 60	57	H	Alabama	48 <b>75</b>	118	H	Vanderbilt	70 62	
16	A	Texas A&M	54 <b>84</b>	49	N	Dayton	76 74	59	H	Tennessee	55 <b>56</b>	118	N	Vanderbilt	77 67	
19	A	TCU	65 <b>80</b>					71	A	Georgia	50 <b>61</b>	126	A	UAB	75 <b>80</b>	
23	H	Old Dominion	77 <b>89</b>									134	H	Florida	63 <b>83</b>	
25	N	Drake	82 <b>83</b>									166	A	Missouri	95 82	
LAST 10 Division I																
		118 N Vanderbilt	77 67			34 H LSU	65 60									
		59 H Tennessee	55 <b>56</b>			1 A South Carolina	53 <b>79</b>									
		166 A Missouri	95 82			57 A Alabama	64 <b>68</b>									
		16 A Texas A&M	54 <b>84</b>			118 H Vanderbilt	70 62									
		14 H Mississippi St.	85 <b>92</b>			14 A Mississippi St.	73 <b>78</b>									

Non-Div I Games:

Auburn

■ Loss, 
■ Non-Conf, 
■ S Site, 
■ H Home 
■ A Away 
N Neutral

Average RPI Win: <b>266</b>	WON-LOST	WINNING	LAST 10	STRENGTH OF	OPP. STRENGTH	TEAM	ADJ.	CONF.	ADJ CONF.
Average RPI Loss: <b>110</b>	RECORD	PCT. RANK	GAMES	SCHEDULE	OF SCHEDULE	RPI	RPI	RPI	RPI
DIV. I ONLY	16- 12	135	6-4	257	247	171	171	20	20
DIV. I NON-CONF.	7- 2	53	0	305	252	97	97	23	23
TOTALS	RPI 1-25	RPI 26-50	W-L RECORDS	RPI 51-100	RPI 101-150	RPI 150+			
16- 12	0- 0	0- 3	OVERALL	1- 3	0- 2	15- 4			
7- 4	0- 0	0- 1	HOME	1- 1	0- 1	6- 1			
8- 7	0- 0	0- 2	AWAY	0- 1	0- 1	8- 3			
1- 1	0- 0	0- 0	NEUTRAL	0- 1	0- 0	1- 0			
7- 2	0- 0	0- 1	NON-CONFERENCE	1- 0	0- 0	6- 1			
2- 0	0- 0	0- 0	HOME	1- 0	0- 0	1- 0			
4- 2	0- 0	0- 1	AWAY	0- 0	0- 0	4- 1			
1- 0	0- 0	0- 0	NEUTRAL	0- 0	0- 0	1- 0			
9- 10	0- 0	0- 2	CONFERENCE	0- 3	0- 2	9- 3			
5- 4	0- 0	0- 1	HOME	0- 1	0- 1	5- 1			
4- 5	0- 0	0- 1	AWAY	0- 1	0- 1	4- 2			
0- 1	0- 0	0- 0	NEUTRAL	0- 1	0- 0	0- 0			

RPI S	Opponent	Score	RPI S	Opponent	Score	RPI S	Opponent	Score	RPI S	Opponent	Score	Team's RPI: 171
26	A Kentucky	52 81	52	A Belmont	46 69	109	A Southeast Mo. St.	43 81				
47	A UT Martin	61 65	52	H Belmont	52 53	109	H Southeast Mo. St.	66 79				
47	H UT Martin	61 69	52	N Belmont	73 76	161	N Binghamton	80 63				
			61	H Illinois St.	77 72	192	A Chattanooga	50 49				
						200	A Illinois	62 76				
						208	A Eastern Ill.	72 73				
						208	H Eastern Ill.	47 76				
						210	A Tennessee Tech	49 58				
						235	A Jacksonville St.	63 57				
						236	A Murray St.	88 60				
						236	H Murray St.	69 61				
						242	A Alabama A&M	67 61				
						280	H Morehead St.	70 65				
						287	H Eastern Ky.	69 53				
						302	A FIU	58 56				
						332	H Evansville	80 64				
						334	A Tennessee St.	87 55				
						334	H Tennessee St.	76 58				
						338	A SIUE	79 62				
						338	H SIUE	74 61				
						351	A Mississippi Val.	100 82				
LAST 10 Division I												
			52	N Belmont	73 76	287	H Eastern Ky.	69 53				
			236	A Murray St.	88 60	236	H Murray St.	69 61				
			280	H Morehead St.	70 65	52	A Belmont	46 69				
			208	A Eastern Ill.	72 73	334	A Tennessee St.	87 55				
			338	A SIUE	79 62	208	H Eastern Ill.	47 76				

Non-Div I Games: Christian Bros. 82 62 Ky. Wesleyan 103 70

Austin Peay

■ Loss, 
 ■ Non-Conf, S Site, 
 ■ Home 
 ■ Away 
 N Neutral

Average RPI Win:	192	WON-LOST	WINNING	LAST 10	STRENGTH OF	OPP. STRENGTH	TEAM	ADJ.	CONF.	ADJ CONF.
Average RPI Loss:	83	RECORD	PCT. RANK	GAMES	SCHEDULE	OF SCHEDULE	RPI	RPI	RPI	RPI
DIV. I ONLY	17- 10	95	7-3	103	89	84	84	11	11	
DIV. I NON-CONF.	4- 5	195	0	91	22	128	128	11	11	
TOTALS	RPI 1-25	RPI 26-50	W-L RECORDS	RPI 51-100	RPI 101-150	RPI 150+				
17- 10	0- 3	0- 1	OVERALL	1- 1	5- 4	11- 1				
9- 3	0- 1	0- 0	HOME	0- 0	2- 2	7- 0				
7- 6	0- 1	0- 1	AWAY	1- 1	2- 2	4- 1				
1- 1	0- 1	0- 0	NEUTRAL	0- 0	1- 0	0- 0				
4- 5	0- 1	0- 1	NON-CONFERENCE	1- 1	1- 2	2- 0				
2- 1	0- 0	0- 0	HOME	0- 0	0- 1	2- 0				
1- 3	0- 0	0- 1	AWAY	1- 1	0- 1	0- 0				
1- 1	0- 1	0- 0	NEUTRAL	0- 0	1- 0	0- 0				
13- 5	0- 2	0- 0	CONFERENCE	0- 0	4- 2	9- 1				
7- 2	0- 1	0- 0	HOME	0- 0	2- 1	5- 0				
6- 3	0- 1	0- 0	AWAY	0- 0	2- 1	4- 1				
0- 0	0- 0	0- 0	NEUTRAL	0- 0	0- 0	0- 0				

RPI S	Opponent	Score	RPI S	Opponent	Score	RPI S	Opponent	Score	RPI S	Opponent	Score
10 A	Gonzaga	44 59	30 A	Arizona St.	52 60	65 A	Fresno St.	71 65	103 A	Washington St.	50 67
10 H	Gonzaga	43 55				86 A	Boise St.	55 66	111 A	San Diego	45 51
17 N	Oregon St.	34 65							111 H	San Diego	52 36
									112 H	Utah	73 77
									135 A	Pacific	76 66
									135 H	Pacific	65 54
									140 A	Portland	66 54
									140 H	Portland	48 57
									149 N	San Jose St.	75 56
									193 A	Santa Clara	60 51
									193 H	Santa Clara	71 48
									194 A	Pepperdine	65 47
									194 H	Pepperdine	66 64
									196 A	Saint Mary's (CA)	65 55
									196 H	Saint Mary's (CA)	60 39
									206 A	San Francisco	58 60
									206 H	San Francisco	57 44
									278 H	Utah St.	67 50
									289 A	LMU (CA)	59 44
									289 H	LMU (CA)	57 42
									293 H	Utah Valley	71 57
LAST 10 Division I											
289 H	LMU (CA)	57 42	196 H	Saint Mary's (CA)	60 39						
194 H	Pepperdine	66 64	111 A	San Diego	45 51						
206 A	San Francisco	58 60	10 A	Gonzaga	44 59						
193 A	Santa Clara	60 51	140 A	Portland	66 54						
135 H	Pacific	65 54	193 H	Santa Clara	71 48						

Non-Div I Games: Tex. A&amp;M-Kingsville90 38

BYU

Loss, Non-Conf, S Site, H Home A Away N Neutral

Average RPI Win:	175	WON-LOST	WINNING	LAST 10	STRENGTH OF	OPP. STRENGTH	TEAM	ADJ.	CONF.	ADJ CONF.
Average RPI Loss:	100	RECORD	PCT. RANK	GAMES	SCHEDULE	OF SCHEDULE	RPI	RPI	RPI	RPI
DIV. I ONLY	19- 9	70	7-3	135	96	70	70	10	10	
DIV. I NON-CONF.	7- 4	100	0	236	105	122	122	10	10	
TOTALS	RPI 1-25	RPI 26-50	W-L RECORDS	RPI 51-100	RPI 101-150	RPI 150+				
19- 9	1- 1	0- 1	OVERALL	2- 4	4- 1	12- 2				
11- 1	1- 0	0- 1	HOME	2- 0	2- 0	6- 0				
5- 7	0- 1	0- 0	AWAY	0- 4	1- 0	4- 2				
3- 1	0- 0	0- 0	NEUTRAL	0- 0	1- 1	2- 0				
7- 4	0- 0	0- 1	NON-CONFERENCE	1- 2	1- 1	5- 0				
2- 1	0- 0	0- 1	HOME	1- 0	0- 0	1- 0				
2- 2	0- 0	0- 0	AWAY	0- 2	0- 0	2- 0				
3- 1	0- 0	0- 0	NEUTRAL	0- 0	1- 1	2- 0				
12- 5	1- 1	0- 0	CONFERENCE	1- 2	3- 0	7- 2				
9- 0	1- 0	0- 0	HOME	1- 0	2- 0	5- 0				
3- 5	0- 1	0- 0	AWAY	0- 2	1- 0	2- 2				
0- 0	0- 0	0- 0	NEUTRAL	0- 0	0- 0	0- 0				

RPI 1-25				RPI 26-50				RPI 51-100 Team's RPI: 70				RPI 101+			
RPI	S	Opponent	Score	RPI	S	Opponent	Score	RPI	S	Opponent	Score	RPI	S	Opponent	Score
18	A	Central Mich.	39 66	32	H	Western Ky.	86 91	78	A	IUPUI	48 65	122	A	Buffalo	69 58
18	H	Central Mich.	67 62					79	A	Cincinnati	56 63	122	H	Buffalo	69 65
								89	A	Ohio	71 79	124	N	Lehigh	54 52
								96	H	Butler	74 70	136	H	Western Mich.	68 65
								97	A	Kent St.	68 69	143	N	Wisconsin	56 67
								97	H	Kent St.	66 62	159	H	Akron	60 52
												160	A	Toledo	60 58
												160	H	Toledo	66 60
												180	A	Northern Ill.	62 70
												180	H	Northern Ill.	97 89
												183	A	Eastern Mich.	58 61
												183	H	Eastern Mich.	59 54
												186	N	Providence	52 51
												227	A	New Mexico	70 57
												228	H	Miami (OH)	80 63
												238	A	Bowling Green	86 80
												262	H	Xavier	70 49
												289	N	LMU (CA)	77 72
												339	A	Purdue Fort Wayne	83 52
LAST 10 Division I															
180	A	Northern Ill.	62 70	122	A	Buffalo	69 58								
18	H	Central Mich.	67 62	160	A	Toledo	60 58								
160	H	Toledo	66 60	159	H	Akron	60 52								
183	A	Eastern Mich.	58 61	136	H	Western Mich.	68 65								
180	H	Northern Ill.	97 89	97	A	Kent St.	68 69								

Non-Div I Games: Urbana 84 49

Ball St.

■ Loss, 
 ■ Non-Conf, S Site, 
 ■ Home 
 ■ Away 
 N Neutral

Average RPI Win:	118	WON-LOST	WINNING	LAST 10	STRENGTH OF	OPP. STRENGTH	TEAM	ADJ.	CONF.	ADJ CONF.
Average RPI Loss:	1	RECORD	PCT. RANK	GAMES	SCHEDULE	OF SCHEDULE	RPI	RPI	RPI	RPI
DIV. I ONLY	27- 1	2	10-0	54	4	4	4	3	3	
DIV. I NON-CONF.	11- 1	13	0	189	13	39	39	3	3	
TOTALS	RPI 1-25	RPI 26-50	W-L RECORDS	RPI 51-100	RPI 101-150	RPI 150+				
27- 1	4- 1	2- 0	OVERALL	10- 0	5- 0	6- 0				
16- 0	1- 0	1- 0	HOME	6- 0	2- 0	6- 0				
9- 0	2- 0	1- 0	AWAY	4- 0	2- 0	0- 0				
2- 1	1- 1	0- 0	NEUTRAL	0- 0	1- 0	0- 0				
11- 1	2- 1	0- 0	NON-CONFERENCE	2- 0	1- 0	6- 0				
8- 0	0- 0	0- 0	HOME	2- 0	0- 0	6- 0				
1- 0	1- 0	0- 0	AWAY	0- 0	0- 0	0- 0				
2- 1	1- 1	0- 0	NEUTRAL	0- 0	1- 0	0- 0				
16- 0	2- 0	2- 0	CONFERENCE	8- 0	4- 0	0- 0				
8- 0	1- 0	1- 0	HOME	4- 0	2- 0	0- 0				
8- 0	1- 0	1- 0	AWAY	4- 0	2- 0	0- 0				
0- 0	0- 0	0- 0	NEUTRAL	0- 0	0- 0	0- 0				

RPI	S	Opponent	Score	RPI	S	Opponent	Score	RPI	S	Opponent	Score	RPI	S	Opponent	Score
1	N	South Carolina	59 74	46	A	Texas	64 44	56	A	West Virginia	64 39	103	N	Washington St.	89 66
6	A	UConn	74 58	48	H	Iowa St.	83 62	56	H	West Virginia	91 51	121	A	Kansas	90 47
15	N	Indiana	77 62					60	A	Oklahoma St.	69 42	121	H	Kansas	97 44
19	A	TCU	66 57					60	H	Oklahoma St.	94 48	142	A	Texas Tech	77 62
19	H	TCU	81 62					69	H	South Fla.	58 46	142	H	Texas Tech	87 79
								71	H	Georgia	72 38	255	H	Arkansas St.	111 43
								74	A	Kansas St.	54 40	260	H	Lamar University	90 28
								74	H	Kansas St.	83 58	263	H	New Hampshire	97 29
								80	A	Oklahoma	77 56	280	H	Morehead St.	94 47
								80	H	Oklahoma	101 69	321	H	Houston Baptist	112 42
												347	H	Grambling	120 46
LAST 10 Division I															
74	H	Kansas St.	83 58	19	H	TCU	81 62								
56	A	West Virginia	64 39	74	A	Kansas St.	54 40								
80	H	Oklahoma	101 69	121	H	Kansas	97 44								
142	A	Texas Tech	77 62	46	A	Texas	64 44								
60	A	Oklahoma St.	69 42	48	H	Iowa St.	83 62								

Non-Div I Games:

Baylor

■ Loss, 
 ■ Non-Conf, S Site, 
 ■ Home 
 ■ Away 
 N Neutral

# Belmont

Through Games Of March 4, 2020

Average RPI Win:	219	WON-LOST	WINNING	LAST 10	STRENGTH OF	OPP. STRENGTH	TEAM	ADJ.	CONF.	ADJ CONF.
Average RPI Loss:	71	RECORD	PCT. RANK	GAMES	SCHEDULE	OF SCHEDULE	RPI	RPI	RPI	RPI
DIV. I ONLY	22- 8	48	9-1	119	180	52	52	20	20	
DIV. I NON-CONF.	5- 6	187	0	19	9	73	73	23	23	
TOTALS	RPI 1-25	RPI 26-50	W-L RECORDS	RPI 51-100	RPI 101-150	RPI 150+				
22- 8	0- 1	1- 5	OVERALL	1- 0	1- 0	19- 2				
13- 0	0- 0	1- 0	HOME	1- 0	0- 0	11- 0				
8- 6	0- 0	0- 4	AWAY	0- 0	1- 0	7- 2				
1- 2	0- 1	0- 1	NEUTRAL	0- 0	0- 0	1- 0				
5- 6	0- 1	1- 4	NON-CONFERENCE	1- 0	0- 0	3- 1				
4- 0	0- 0	1- 0	HOME	1- 0	0- 0	2- 0				
1- 4	0- 0	0- 3	AWAY	0- 0	0- 0	1- 1				
0- 2	0- 1	0- 1	NEUTRAL	0- 0	0- 0	0- 0				
17- 2	0- 0	0- 1	CONFERENCE	0- 0	1- 0	16- 1				
9- 0	0- 0	0- 0	HOME	0- 0	0- 0	9- 0				
7- 2	0- 0	0- 1	AWAY	0- 0	1- 0	6- 1				
1- 0	0- 0	0- 0	NEUTRAL	0- 0	0- 0	1- 0				

RPI 1-25				RPI 26-50				RPI 51-100 Team's RPI: 52				RPI 101+			
RPI	S	Opponent	Score	RPI	S	Opponent	Score	RPI	S	Opponent	Score	RPI	S	Opponent	Score
3	N	Maryland	26 90	28	A	Marquette	51 53	51	H	Middle Tenn.	68 57	109	A	Southeast Mo. St.	57 45
				31	A	Arkansas	60 91					160	A	Toledo	48 53
				32	A	Western Ky.	46 77					171	A	Austin Peay	53 52
				33	N	Virginia Tech	58 60					171	H	Austin Peay	69 46
				37	H	UCF	72 37					171	N	Austin Peay	76 73
				47	A	UT Martin	57 74					181	H	Northern Ky.	62 45
												192	H	Chattanooga	63 50
												208	H	Eastern Ill.	69 45
												210	A	Tennessee Tech	59 47
												210	H	Tennessee Tech	68 52
												235	A	Jacksonville St.	41 60
												235	H	Jacksonville St.	61 49
												236	A	Murray St.	86 56
												236	H	Murray St.	70 53
												256	A	Lipscomb	69 68
												280	A	Morehead St.	63 56
												280	H	Morehead St.	71 62
												287	A	Eastern Ky.	85 46
												287	H	Eastern Ky.	68 48
												334	A	Tennessee St.	84 51
												334	H	Tennessee St.	70 58
												338	H	SIUE	69 48
LAST 10 Division I															
				171	N	Austin Peay	76 73	235	H	Jacksonville St.	61 49				
				334	A	Tennessee St.	84 51	334	H	Tennessee St.	70 58				
				210	H	Tennessee Tech	68 52	171	H	Austin Peay	69 46				
				287	A	Eastern Ky.	85 46	236	H	Murray St.	70 53				
				280	A	Morehead St.	63 56	235	A	Jacksonville St.	41 60				

Non-Div I Games:

Belmont

Loss, Non-Conf, S Site, H Home A Away N Neutral

## Bethune-Cookman

Through Games Of March 4, 2020

Average RPI Win:	269	WON-LOST	WINNING	LAST 10	STRENGTH OF	OPP. STRENGTH	TEAM	ADJ.	CONF.	ADJ CONF.
Average RPI Loss:	76	RECORD	PCT. RANK	GAMES	SCHEDULE	OF SCHEDULE	RPI	RPI	RPI	RPI
DIV. I ONLY	20- 5	25	10-0	301	298	104	104	29	29	
DIV. I NON-CONF.	6- 4	123	0	252	89	142	142	29	29	
TOTALS	RPI 1-25	RPI 26-50	W-L RECORDS	RPI 51-100	RPI 101-150	RPI 150+				
20- 5	0- 1	0- 1	OVERALL	0- 1	0- 1	20- 1				
8- 2	0- 1	0- 1	HOME	0- 0	0- 0	8- 0				
11- 3	0- 0	0- 0	AWAY	0- 1	0- 1	11- 1				
1- 0	0- 0	0- 0	NEUTRAL	0- 0	0- 0	1- 0				
6- 4	0- 1	0- 1	NON-CONFERENCE	0- 1	0- 1	6- 0				
1- 2	0- 1	0- 1	HOME	0- 0	0- 0	1- 0				
4- 2	0- 0	0- 0	AWAY	0- 1	0- 1	4- 0				
1- 0	0- 0	0- 0	NEUTRAL	0- 0	0- 0	1- 0				
14- 1	0- 0	0- 0	CONFERENCE	0- 0	0- 0	14- 1				
7- 0	0- 0	0- 0	HOME	0- 0	0- 0	7- 0				
7- 1	0- 0	0- 0	AWAY	0- 0	0- 0	7- 1				
0- 0	0- 0	0- 0	NEUTRAL	0- 0	0- 0	0- 0				

RPI 1-25				RPI 26-50				RPI 51-100				RPI 101+ Team's RPI: 104			
RPI	S	Opponent	Score	RPI	S	Opponent	Score	RPI	S	Opponent	Score	RPI	S	Opponent	Score
18	H	Central Mich.	67 92	43	H	Troy	62 68	57	A	Alabama	49 60	105	A	Auburn	56 74
												151	A	Jacksonville	53 52
												154	A	N.C. A&T	69 58
												154	H	N.C. A&T	70 50
												155	A	Norfolk St.	51 61
												155	H	Norfolk St.	68 62
												225	A	Stetson	59 55
												245	H	Morgan St.	74 65
												246	N	Appalachian St.	61 44
												264	A	Howard	75 59
												264	H	Howard	88 59
												277	A	Delaware St.	66 55
												299	H	Ga. Southern	75 57
												302	A	FIU	65 60
												306	A	N.C. Central	70 55
												306	H	N.C. Central	73 52
												315	A	UMES	62 53
												333	H	Coppin St.	82 51
												341	A	Florida A&M	78 57
												342	A	Charleston So.	81 41
												350	A	South Carolina St.	66 55
												350	H	South Carolina St.	86 70
LAST 10 Division I															
				306	A	N.C. Central	70 55					264	H	Howard	88 59
				155	H	Norfolk St.	68 62					154	H	N.C. A&T	70 50
				350	H	South Carolina St.	86 70					341	A	Florida A&M	78 57
				277	A	Delaware St.	66 55					350	A	South Carolina St.	66 55
				315	A	UMES	62 53					154	A	N.C. A&T	69 58

Non-Div I Games: Edward Waters 79 46 Palm Beach Atl. 68 45

Bethune-Cookman

Loss, Non-Conf, S Site, H Home A Away N Neutral



Binghamton

Through Games Of March 4, 2020

Average RPI Win:	273	WON-LOST	WINNING	LAST 10	STRENGTH OF	OPP. STRENGTH	TEAM	ADJ.	CONF.	ADJ CONF.
Average RPI Loss:	182	RECORD	PCT. RANK	GAMES	SCHEDULE	OF SCHEDULE	RPI	RPI	RPI	RPI
DIV. I ONLY	21- 8	54	8-2	343	288	161	161	26	26	
DIV. I NON-CONF.	10- 2	29	0	331	293	129	129	28	28	
TOTALS	RPI 1-25	RPI 26-50	W-L RECORDS	RPI 51-100	RPI 101-150	RPI 150+				
21- 8	0- 0	0- 0	OVERALL	0- 2	0- 1	21- 5				
12- 2	0- 0	0- 0	HOME	0- 1	0- 0	12- 1				
8- 5	0- 0	0- 0	AWAY	0- 1	0- 1	8- 3				
1- 1	0- 0	0- 0	NEUTRAL	0- 0	0- 0	1- 1				
10- 2	0- 0	0- 0	NON-CONFERENCE	0- 0	0- 1	10- 1				
5- 0	0- 0	0- 0	HOME	0- 0	0- 0	5- 0				
4- 1	0- 0	0- 0	AWAY	0- 0	0- 1	4- 0				
1- 1	0- 0	0- 0	NEUTRAL	0- 0	0- 0	1- 1				
11- 6	0- 0	0- 0	CONFERENCE	0- 2	0- 0	11- 4				
7- 2	0- 0	0- 0	HOME	0- 1	0- 0	7- 1				
4- 4	0- 0	0- 0	AWAY	0- 1	0- 0	4- 3				
0- 0	0- 0	0- 0	NEUTRAL	0- 0	0- 0	0- 0				

RPI S	Opponent	Score	RPI S	Opponent	Score	RPI S	Opponent	Score	RPI S	Opponent	Score	Team's RPI: 161
						85	A Stony Brook	54 58	110	A Miami (FL)	56 79	
						85	H Stony Brook	60 67	164	H Lafayette	74 64	
									168	A Maine	65 75	
									168	H Maine	73 63	
									171	N Austin Peay	63 80	
									183	H Eastern Mich.	78 67	
									187	A Cornell	59 56	
									217	A UMass Lowell	62 58	
									217	H UMass Lowell	56 66	
									263	A New Hampshire	63 53	
									263	H New Hampshire	66 64	
									263	H New Hampshire	51 42	
									277	A Delaware St.	75 66	
									281	A Siena	89 62	
									282	H Niagara	74 55	
									292	H St. Bonaventure	78 67	
									295	A UMBC	61 43	
									295	H UMBC	66 58	
									307	A Vermont	62 65	
									307	H Vermont	76 53	
									314	A Albany (NY)	53 56	
									314	H Albany (NY)	58 42	
									318	A Fairleigh Dickinson	60 48	
									329	H NJIT	75 40	
									344	A Hartford	78 65	
									344	H Hartford	80 44	
LAST 10 Division I												
			263	H New Hampshire	51 42		307	H Vermont	76 53			
			263	H New Hampshire	66 64		85	A Stony Brook	54 58			
			295	H UMBC	66 58		168	A Maine	65 75			
			344	A Hartford	78 65		314	H Albany (NY)	58 42			
			217	A UMass Lowell	62 58		344	H Hartford	80 44			

Non-Div I Games: Bloomsburg 70 45

Binghamton

Loss, Non-Conf, S Site, H Home A Away N Neutral

RPI	S	Opponent	Score
347	N	Grambling	88 67

Binghamton

B  
i  
n  
g  
h  
a  
m  
t  
o  
n

B  
i  
n  
g  
h  
a  
m  
t  
o  
n

Average RPI Win:	216	WON-LOST	WINNING	LAST 10	STRENGTH OF	OPP. STRENGTH	TEAM	ADJ.	CONF.	ADJ CONF.
Average RPI Loss:	112	RECORD	PCT. RANK	GAMES	SCHEDULE	OF SCHEDULE	RPI	RPI	RPI	RPI
DIV. I ONLY	22- 9	58	9-1	142	157	86	86	17	17	
DIV. I NON-CONF.	6- 4	123	0	76	24	87	87	20	20	
TOTALS	RPI 1-25	RPI 26-50	W-L RECORDS	RPI 51-100	RPI 101-150	RPI 150+				
22- 9	0- 3	0- 0	OVERALL	2- 1	2- 2	18- 3				
11- 4	0- 1	0- 0	HOME	1- 1	1- 1	9- 1				
8- 5	0- 2	0- 0	AWAY	0- 0	1- 1	7- 2				
3- 0	0- 0	0- 0	NEUTRAL	1- 0	0- 0	2- 0				
6- 4	0- 3	0- 0	NON-CONFERENCE	1- 0	1- 1	4- 0				
4- 2	0- 1	0- 0	HOME	1- 0	0- 1	3- 0				
2- 2	0- 2	0- 0	AWAY	0- 0	1- 0	1- 0				
0- 0	0- 0	0- 0	NEUTRAL	0- 0	0- 0	0- 0				
16- 5	0- 0	0- 0	CONFERENCE	1- 1	1- 1	14- 3				
7- 2	0- 0	0- 0	HOME	0- 1	1- 0	6- 1				
6- 3	0- 0	0- 0	AWAY	0- 0	0- 1	6- 2				
3- 0	0- 0	0- 0	NEUTRAL	1- 0	0- 0	2- 0				

RPI 1-25				RPI 26-50				RPI 51-100 Team's RPI: 86				RPI 101+			
RPI	S	Opponent	Score	RPI	S	Opponent	Score	RPI	S	Opponent	Score	RPI	S	Opponent	Score
5	A	Louisville	82 98					65	H	Fresno St.	80 85	103	H	Washington St.	68 80
9	H	Missouri St.	69 72					65	N	Fresno St.	80 76	126	A	UAB	83 81
19	A	TCU	65 77					84	H	BYU	66 55	149	A	San Jose St.	61 74
												149	H	San Jose St.	85 67
												162	A	Wyoming	68 73
												162	H	Wyoming	67 48
												162	N	Wyoming	79 71
												194	H	Pepperdine	76 74
												201	H	Portland St.	82 57
												221	A	UNLV	65 66
												221	H	UNLV	81 52
												227	A	New Mexico	95 76
												227	H	New Mexico	83 82
												232	A	Nevada	83 72
												232	H	Nevada	54 40
												241	A	San Diego St.	69 67
												241	H	San Diego St.	86 72
												270	A	Air Force	74 69
												270	H	Air Force	70 61
												270	N	Air Force	73 50
												278	A	Utah St.	65 59
												278	H	Utah St.	56 58
												290	A	Colorado St.	72 69
												293	H	Utah Valley	77 69
												309	A	Eastern Wash.	63 61
LAST 10 Division I															
				65	N	Fresno St.	80 76					149	H	San Jose St.	85 67
				162	N	Wyoming	79 71					241	A	San Diego St.	69 67
				270	N	Air Force	73 50					270	A	Air Force	74 69
				221	H	UNLV	81 52					278	H	Utah St.	56 58
				227	A	New Mexico	95 76					162	H	Wyoming	67 48

Non-Div I Games: Lewis-Clark St. 88 34 Western Ore. 75 32

Boise St.

■ Loss, 
 ■ Non-Conf, S Site, 
 ■ Home 
 ■ Away 
 N Neutral

Average RPI Win:	168	WON-LOST	WINNING	LAST 10	STRENGTH OF	OPP. STRENGTH	TEAM	ADJ.	CONF.	ADJ CONF.
Average RPI Loss:	57	RECORD	PCT. RANK	GAMES	SCHEDULE	OF SCHEDULE	RPI	RPI	RPI	RPI
DIV. I ONLY	18- 11	98	8-2	69	61	63	63	5	5	
DIV. I NON-CONF.	7- 4	100	0	95	174	80	80	4	4	
TOTALS	RPI 1-25	RPI 26-50	W-L RECORDS	RPI 51-100	RPI 101-150	RPI 150+				
18- 11	0- 5	1- 1	OVERALL	2- 2	7- 2	8- 1				
10- 4	0- 2	0- 0	HOME	1- 1	4- 1	5- 0				
7- 6	0- 3	1- 1	AWAY	1- 0	3- 1	2- 1				
1- 1	0- 0	0- 0	NEUTRAL	0- 1	0- 0	1- 0				
7- 4	0- 1	0- 0	NON-CONFERENCE	1- 1	1- 1	5- 1				
5- 0	0- 0	0- 0	HOME	1- 0	0- 0	4- 0				
1- 3	0- 1	0- 0	AWAY	0- 0	1- 1	0- 1				
1- 1	0- 0	0- 0	NEUTRAL	0- 1	0- 0	1- 0				
11- 7	0- 4	1- 1	CONFERENCE	1- 1	6- 1	3- 0				
5- 4	0- 2	0- 0	HOME	0- 1	4- 1	1- 0				
6- 3	0- 2	1- 1	AWAY	1- 0	2- 0	2- 0				
0- 0	0- 0	0- 0	NEUTRAL	0- 0	0- 0	0- 0				

RPI	S	Opponent	Score	RPI	S	Opponent	Score	RPI	S	Opponent	Score	RPI	S	Opponent	Score
5	A	Louisville	48 68	33	A	Virginia Tech	49 70	53	N	Charlotte	68 84	101	A	Syracuse	88 81
5	H	Louisville	70 81	38	A	Florida St.	65 56	58	H	Virginia	52 69	101	H	Syracuse	79 89
8	A	Northwestern	63 66					72	A	Georgia Tech	55 48	110	H	Miami (FL)	75 64
21	H	NC State	54 72					98	H	VCU	87 52	113	A	Notre Dame	75 65
24	A	Duke	73 85									113	H	Notre Dame	56 55
												116	H	Wake Forest	67 54
												128	A	Holy Cross	71 80
												132	A	Boston U.	88 57
												146	H	North Carolina	93 75
												165	N	Tulane	89 76
												186	A	Providence	60 76
												213	H	Rhode Island	66 55
												217	H	UMass Lowell	89 46
												218	A	Clemson	70 68
												277	H	Delaware St.	109 69
												286	A	Pittsburgh	79 70
												286	H	Pittsburgh	70 59
												316	H	St. Francis Brooklyn	106 69
LAST 10 Division I															
101	A	Syracuse	88 81	113	H	Notre Dame	56 55								
5	A	Louisville	48 68	218	A	Clemson	70 68								
110	H	Miami (FL)	75 64	101	H	Syracuse	79 89								
286	H	Pittsburgh	70 59	116	H	Wake Forest	67 54								
146	H	North Carolina	93 75	38	A	Florida St.	65 56								

Non-Div I Games:

Boston College

Average RPI Win: <b>199</b>	WON-LOST	WINNING	LAST 10	STRENGTH OF	OPP. STRENGTH	TEAM	ADJ.	CONF.	ADJ CONF.
Average RPI Loss: <b>137</b>	RECORD	PCT. RANK	GAMES	SCHEDULE	OF SCHEDULE	RPI	RPI	RPI	RPI
DIV. I ONLY	<b>17- 12</b>	<b>128</b>	<b>8-2</b>	<b>152</b>	<b>156</b>	<b>132</b>	<b>132</b>	<b>16</b>	<b>16</b>
DIV. I NON-CONF.	<b>5- 6</b>	<b>187</b>	<b>0</b>	<b>164</b>	<b>109</b>	<b>183</b>	<b>183</b>	<b>15</b>	<b>15</b>
TOTALS	RPI 1-25	RPI 26-50	W-L RECORDS	RPI 51-100	RPI 101-150	RPI 150+			
17- 12	0- 0	1- 1	OVERALL	0- 2	5- 5	11- 4			
10- 5	0- 0	1- 0	HOME	0- 2	3- 3	6- 0			
7- 7	0- 0	0- 1	AWAY	0- 0	2- 2	5- 4			
0- 0	0- 0	0- 0	NEUTRAL	0- 0	0- 0	0- 0			
5- 6	0- 0	0- 0	NON-CONFERENCE	0- 2	1- 3	4- 1			
2- 4	0- 0	0- 0	HOME	0- 2	1- 2	1- 0			
3- 2	0- 0	0- 0	AWAY	0- 0	0- 1	3- 1			
0- 0	0- 0	0- 0	NEUTRAL	0- 0	0- 0	0- 0			
12- 6	0- 0	1- 1	CONFERENCE	0- 0	4- 2	7- 3			
8- 1	0- 0	1- 0	HOME	0- 0	2- 1	5- 0			
4- 5	0- 0	0- 1	AWAY	0- 0	2- 1	2- 3			
0- 0	0- 0	0- 0	NEUTRAL	0- 0	0- 0	0- 0			

RPI S	Opponent	Score	RPI S	Opponent	Score	RPI S	Opponent	Score	RPI S	Opponent	Score	Team's RPI: 132
50	A Bucknell	53 <b>55</b>	50	H Bucknell	52 48	55	H Marist	75 <b>89</b>	108	A Colgate	60 58	
						63	H Boston College	57 <b>88</b>	108	H Colgate	61 <b>70</b>	
									124	A Lehigh	34 <b>51</b>	
									124	H Lehigh	48 47	
									125	H Harvard	39 <b>66</b>	
									128	A Holy Cross	62 51	
									128	H Holy Cross	76 70	
									130	A California	62 <b>73</b>	
									145	H Massachusetts	45 <b>58</b>	
									150	H Northeastern	72 56	
									163	A UC Davis	68 <b>75</b>	
									164	A Lafayette	57 <b>59</b>	
									164	H Lafayette	47 40	
									168	A Maine	62 49	
									172	H Dartmouth	74 56	
									199	A American	54 <b>55</b>	
									199	H American	59 44	
									263	A New Hampshire	78 64	
									268	A Loyola Maryland	41 39	
									268	H Loyola Maryland	44 42	
									279	A Army West Point	72 66	
									279	H Army West Point	62 56	
									314	A Albany (NY)	60 58	
									319	A Navy	41 <b>46</b>	
									319	H Navy	71 56	
LAST 10 Division I												
279	H Army West Point	62 56	319	H Navy	71 56							
50	A Bucknell	53 <b>55</b>	108	A Colgate	60 58							
124	H Lehigh	48 47	128	A Holy Cross	62 51							
199	A American	54 <b>55</b>	50	H Bucknell	52 48							
164	H Lafayette	47 40	268	A Loyola Maryland	41 39							

Non-Div I Games:

Boston U.

## Bowling Green

Through Games Of March 4, 2020

Average RPI Win:	210	WON-LOST	WINNING	LAST 10	STRENGTH OF	OPP. STRENGTH	TEAM	ADJ.	CONF.	ADJ CONF.
Average RPI Loss:	132	RECORD	PCT. RANK	GAMES	SCHEDULE	OF SCHEDULE	RPI	RPI	RPI	RPI
DIV. I ONLY	8- 19	293	2-8	126	149	238	238	10	10	
DIV. I NON-CONF.	5- 5	164	0	188	260	151	151	10	10	
TOTALS	RPI 1-25	RPI 26-50	W-L RECORDS	RPI 51-100	RPI 101-150	RPI 150+				
8- 19	0- 1	0- 1	OVERALL	1- 4	1- 5	6- 8				
4- 7	0- 0	0- 0	HOME	1- 2	1- 1	2- 4				
3- 10	0- 1	0- 1	AWAY	0- 2	0- 3	3- 3				
1- 2	0- 0	0- 0	NEUTRAL	0- 0	0- 1	1- 1				
5- 5	0- 0	0- 1	NON-CONFERENCE	0- 0	0- 2	5- 2				
2- 0	0- 0	0- 0	HOME	0- 0	0- 0	2- 0				
2- 3	0- 0	0- 1	AWAY	0- 0	0- 1	2- 1				
1- 2	0- 0	0- 0	NEUTRAL	0- 0	0- 1	1- 1				
3- 14	0- 1	0- 0	CONFERENCE	1- 4	1- 3	1- 6				
2- 7	0- 0	0- 0	HOME	1- 2	1- 1	0- 4				
1- 7	0- 1	0- 0	AWAY	0- 2	0- 2	1- 2				
0- 0	0- 0	0- 0	NEUTRAL	0- 0	0- 0	0- 0				

RPI 1-25				RPI 26-50				RPI 51-100				RPI 101+ Team's RPI: 238			
RPI	S	Opponent	Score	RPI	S	Opponent	Score	RPI	S	Opponent	Score	RPI	S	Opponent	Score
18	A	Central Mich.	75 82	44	A	Purdue	74 81	70	H	Ball St.	80 86	117	N	Green Bay	54 73
								89	A	Ohio	69 79	122	A	Buffalo	59 65
								89	H	Ohio	82 68	122	H	Buffalo	56 62
								97	A	Kent St.	47 61	136	A	Western Mich.	55 69
								97	H	Kent St.	86 96	136	H	Western Mich.	72 63
												148	A	Valparaiso	90 95
												157	A	Loyola Chicago	76 84
												159	H	Akron	73 76
												160	A	Toledo	72 79
												180	H	Northern Ill.	87 92
												183	A	Eastern Mich.	61 78
												183	H	Eastern Mich.	58 70
												197	H	Cleveland St.	89 62
												206	N	San Francisco	56 64
												216	A	Milwaukee	63 51
												228	A	Miami (OH)	82 69
												228	H	Miami (OH)	59 80
												243	A	Marshall	82 69
												280	H	Morehead St.	79 65
												291	N	California Baptist	98 60
LAST 10 Division I															
228	A	Miami (OH)	82 69	18	A	Central Mich.	75 82								
97	H	Kent St.	86 96	183	H	Eastern Mich.	58 70								
89	H	Ohio	82 68	180	H	Northern Ill.	87 92								
122	H	Buffalo	56 62	97	A	Kent St.	47 61								
136	A	Western Mich.	55 69	228	H	Miami (OH)	59 80								

Non-Div I Games: Davis &amp; Elkins 91 52 Notre Dame (OH) 88 54

Bowling Green

Loss, Non-Conf, S Site, H Home A Away N Neutral

Average RPI Win:	177	WON-LOST	WINNING	LAST 10	STRENGTH OF	OPP. STRENGTH	TEAM	ADJ.	CONF.	ADJ CONF.
Average RPI Loss:	51	RECORD	PCT. RANK	GAMES	SCHEDULE	OF SCHEDULE	RPI	RPI	RPI	RPI
DIV. I ONLY	19- 7	51	5-5	87	91	41	41	8	8	
DIV. I NON-CONF.	8- 2	51	0	281	160	95	95	7	7	
TOTALS	RPI 1-25	RPI 26-50	W-L RECORDS	RPI 51-100	RPI 101-150	RPI 150+				
19- 7	1- 3	0- 1	OVERALL	4- 3	3- 0	11- 0				
11- 1	1- 1	0- 0	HOME	3- 0	1- 0	6- 0				
5- 5	0- 2	0- 1	AWAY	1- 2	1- 0	3- 0				
3- 1	0- 0	0- 0	NEUTRAL	0- 1	1- 0	2- 0				
8- 2	0- 0	0- 1	NON-CONFERENCE	0- 1	1- 0	7- 0				
3- 0	0- 0	0- 0	HOME	0- 0	0- 0	3- 0				
2- 1	0- 0	0- 1	AWAY	0- 0	0- 0	2- 0				
3- 1	0- 0	0- 0	NEUTRAL	0- 1	1- 0	2- 0				
11- 5	1- 3	0- 0	CONFERENCE	4- 2	2- 0	4- 0				
8- 1	1- 1	0- 0	HOME	3- 0	1- 0	3- 0				
3- 4	0- 2	0- 0	AWAY	1- 2	1- 0	1- 0				
0- 0	0- 0	0- 0	NEUTRAL	0- 0	0- 0	0- 0				

RPI 1-25				RPI 26-50				Team's RPI: 41	RPI 51-100				RPI 101+			
RPI	S	Opponent	Score	RPI	S	Opponent	Score		RPI	S	Opponent	Score	RPI	S	Opponent	Score
9	A	Missouri St.	56 90	39	A	Michigan	57 77		61	A	Illinois St.	66 62	119	N	Richmond	61 57
9	H	Missouri St.	66 69						61	H	Illinois St.	76 61	148	A	Valparaiso	75 61
25	A	Drake	72 85						76	A	UNI	57 64	148	H	Valparaiso	90 69
25	H	Drake	77 76						76	H	UNI	61 47	157	A	Loyola Chicago	60 47
									99	N	Liberty	63 75	157	H	Loyola Chicago	71 50
									100	A	Southern Ill.	50 64	158	H	Jackson St.	78 69
									100	H	Southern Ill.	61 57	205	A	Western Ill.	84 49
													228	H	Miami (OH)	79 68
													247	N	George Mason	61 59
													267	H	North Dakota St.	70 64
													273	H	Indiana St.	91 75
													285	A	Oakland	74 58
													309	N	Eastern Wash.	66 46
													332	H	Evansville	82 51
LAST 10 Division I																
				9	H	Missouri St.	66 69		148	H	Valparaiso	90 69				
				100	H	Southern Ill.	61 57		61	A	Illinois St.	66 62				
				76	A	UNI	57 64		100	A	Southern Ill.	50 64				
				25	A	Drake	72 85		9	A	Missouri St.	56 90				
				157	H	Loyola Chicago	71 50		25	H	Drake	77 76				

Non-Div I Games: Eureka 101 39

Bradley

Average RPI Win: <b>250</b>	WON-LOST	WINNING	LAST 10	STRENGTH OF	OPP. STRENGTH	TEAM	ADJ.	CONF.	ADJ CONF.
Average RPI Loss: <b>125</b>	RECORD	PCT. RANK	GAMES	SCHEDULE	OF SCHEDULE	RPI	RPI	RPI	RPI
DIV. I ONLY	8- 17	283	2-8	106	190	204	204	7	7
DIV. I NON-CONF.	6- 7	182	0	287	336	234	234	8	8
TOTALS	RPI 1-25	RPI 26-50	W-L RECORDS	RPI 51-100	RPI 101-150	RPI 150+			
8- 17	0- 2	0- 0	OVERALL	0- 5	0- 5	8- 5			
2- 7	0- 1	0- 0	HOME	0- 2	0- 2	2- 2			
6- 9	0- 1	0- 0	AWAY	0- 3	0- 3	6- 2			
0- 1	0- 0	0- 0	NEUTRAL	0- 0	0- 0	0- 1			
6- 7	0- 0	0- 0	NON-CONFERENCE	0- 1	0- 2	6- 4			
1- 3	0- 0	0- 0	HOME	0- 0	0- 1	1- 2			
5- 3	0- 0	0- 0	AWAY	0- 1	0- 1	5- 1			
0- 1	0- 0	0- 0	NEUTRAL	0- 0	0- 0	0- 1			
2- 10	0- 2	0- 0	CONFERENCE	0- 4	0- 3	2- 1			
1- 4	0- 1	0- 0	HOME	0- 2	0- 1	1- 0			
1- 6	0- 1	0- 0	AWAY	0- 2	0- 2	1- 1			
0- 0	0- 0	0- 0	NEUTRAL	0- 0	0- 0	0- 0			

RPI S	Opponent	Score	RPI S	Opponent	Score	RPI S	Opponent	Score	RPI S	Opponent	Score	Team's RPI: 204
11	A Princeton	39 <b>81</b>				54	A Yale	72 <b>79</b>	106	A Columbia	60 <b>74</b>	
11	H Princeton	48 <b>85</b>				54	H Yale	40 <b>73</b>	106	H Columbia	66 <b>76</b>	
						68	A Penn	60 <b>74</b>	125	A Harvard	53 <b>68</b>	
						68	H Penn	73 <b>85</b>	128	H Holy Cross	71 <b>83</b>	
						69	A South Fla.	60 <b>70</b>	145	A Massachusetts	42 <b>95</b>	
									168	H Maine	76 70	
									172	A Dartmouth	83 71	
									182	H Merrimack	57 <b>72</b>	
									187	A Cornell	63 <b>74</b>	
									187	H Cornell	77 73	
									213	N Rhode Island	44 <b>89</b>	
									233	A Fairfield	58 44	
									263	A New Hampshire	76 68	
									271	A Longwood	76 <b>86</b>	
									302	A FIU	72 57	
									326	A Bryant	56 50	
									326	H Bryant	44 <b>45</b>	
									346	A Central Conn. St.	83 73	
LAST 10 Division I												
68	A Penn	60 <b>74</b>	68	H Penn	73 <b>85</b>							
11	A Princeton	39 <b>81</b>	125	A Harvard	53 <b>68</b>							
187	H Cornell	77 73	172	A Dartmouth	83 71							
106	H Columbia	66 <b>76</b>	106	A Columbia	60 <b>74</b>							
11	H Princeton	48 <b>85</b>	187	A Cornell	63 <b>74</b>							

Non-Div I Games:

Brown

■ Loss, 
 ■ Non-Conf, 
 ■ S Site, 
 ■ H Home 
 ■ A Away 
 N Neutral



## Bryant

Through Games Of March 4, 2020

Average RPI Win:	293	WON-LOST	WINNING	LAST 10	STRENGTH OF	OPP. STRENGTH	TEAM	ADJ.	CONF.	ADJ CONF.
Average RPI Loss:	224	RECORD	PCT. RANK	GAMES	SCHEDULE	OF SCHEDULE	RPI	RPI	RPI	RPI
DIV. I ONLY	9- 19	279	4-6	347	319	326	326	30	30	
DIV. I NON-CONF.	2- 9	304	0	333	200	338	338	30	30	
TOTALS	RPI 1-25	RPI 26-50	W-L RECORDS	RPI 51-100	RPI 101-150	RPI 150+				
9- 19	0- 0	0- 0	OVERALL	0- 1	1- 3	8- 15				
5- 9	0- 0	0- 0	HOME	0- 0	0- 1	5- 8				
4- 10	0- 0	0- 0	AWAY	0- 1	1- 2	3- 7				
0- 0	0- 0	0- 0	NEUTRAL	0- 0	0- 0	0- 0				
2- 9	0- 0	0- 0	NON-CONFERENCE	0- 1	0- 1	2- 7				
1- 4	0- 0	0- 0	HOME	0- 0	0- 0	1- 4				
1- 5	0- 0	0- 0	AWAY	0- 1	0- 1	1- 3				
0- 0	0- 0	0- 0	NEUTRAL	0- 0	0- 0	0- 0				
7- 10	0- 0	0- 0	CONFERENCE	0- 0	1- 2	6- 8				
4- 5	0- 0	0- 0	HOME	0- 0	0- 1	4- 4				
3- 5	0- 0	0- 0	AWAY	0- 0	1- 1	2- 4				
0- 0	0- 0	0- 0	NEUTRAL	0- 0	0- 0	0- 0				

RPI 1-25				RPI 26-50				RPI 51-100				RPI 101+				Team's RPI: 326		
RPI	S	Opponent	Score	RPI	S	Opponent	Score	RPI	S	Opponent	Score	RPI	S	Opponent	Score			
								87	A	Minnesota	56	101	115	A	Robert Morris	39	69	
												128	A	Holy Cross	75	87		
												141	A	Mt. St. Mary's	72	67		
												141	H	Mt. St. Mary's	70	76		
												182	A	Merrimack	66	78		
												182	H	Merrimack	53	61		
												186	H	Providence	32	76		
												200	A	Illinois	55	69		
												204	A	Brown	45	44		
												204	H	Brown	50	56		
												217	H	UMass Lowell	35	55		
												263	H	New Hampshire	56	68		
												274	A	Saint Francis (PA)	58	64		
												274	H	Saint Francis (PA)	60	63		
												279	A	Army West Point	75	81		
												300	H	Wagner	45	58		
												301	A	Sacred Heart	48	52		
												301	H	Sacred Heart	49	60		
												307	A	Vermont	66	71		
												314	H	Albany (NY)	68	55		
LAST 10 Division I																		
				301	H	Sacred Heart	49	60	346	A	Central Conn. St.	62	51	316	A	St. Francis Brooklyn	77	80
				318	H	Fairleigh Dickinson	55	47	316	H	St. Francis Brooklyn	78	59	316	H	St. Francis Brooklyn	78	59
				301	A	Sacred Heart	48	52	346	H	Central Conn. St.	59	47	318	A	Fairleigh Dickinson	57	45
				316	A	St. Francis Brooklyn	77	80	115	A	Robert Morris	39	69	318	H	Fairleigh Dickinson	55	47
				182	H	Merrimack	53	61	274	A	Saint Francis (PA)	58	64	335	H	LIU Brooklyn	57	53
														346	A	Central Conn. St.	62	51

Non-Div I Games:

Bryant

■ Loss, 
 ■ Non-Conf, 
 ■ S Site, 
 ■ H Home 
 ■ A Away 
 N Neutral

B  
r  
y  
a  
n  
t

RPI S Opponent Score

Bryant

Through Games Of March 4, 2020

RPI	S	Opponent	Score
346	H	Central Conn. St.	59 47

B  
r  
y  
a  
n  
t

Bryant

Bucknell

Through Games Of March 4, 2020

Average RPI Win: <b>197</b>	WON-LOST	WINNING	LAST 10	STRENGTH OF	OPP. STRENGTH	TEAM	ADJ.	CONF.	ADJ CONF.
Average RPI Loss: <b>141</b>	RECORD	PCT. RANK	GAMES	SCHEDULE	OF SCHEDULE	RPI	RPI	RPI	RPI
DIV. I ONLY	23- 6	26	9-1	163	164	50	50	16	16
DIV. I NON-CONF.	7- 4	100	0	162	180	98	98	15	15
TOTALS	RPI 1-25	RPI 26-50	W-L RECORDS	RPI 51-100	RPI 101-150	RPI 150+			
23- 6	0- 0	1- 0	OVERALL	1- 2	7- 2	14- 2			
12- 1	0- 0	1- 0	HOME	0- 0	4- 1	7- 0			
9- 5	0- 0	0- 0	AWAY	0- 2	3- 1	6- 2			
2- 0	0- 0	0- 0	NEUTRAL	1- 0	0- 0	1- 0			
7- 4	0- 0	1- 0	NON-CONFERENCE	1- 2	0- 1	5- 1			
3- 1	0- 0	1- 0	HOME	0- 0	0- 1	2- 0			
2- 3	0- 0	0- 0	AWAY	0- 2	0- 0	2- 1			
2- 0	0- 0	0- 0	NEUTRAL	1- 0	0- 0	1- 0			
16- 2	0- 0	0- 0	CONFERENCE	0- 0	7- 1	9- 1			
9- 0	0- 0	0- 0	HOME	0- 0	4- 0	5- 0			
7- 2	0- 0	0- 0	AWAY	0- 0	3- 1	4- 1			
0- 0	0- 0	0- 0	NEUTRAL	0- 0	0- 0	0- 0			

RPI 1-25	RPI 26-50	Team's RPI: 50	RPI 51-100	RPI 101+
RPI S Opponent Score	RPI S Opponent Score		RPI S Opponent Score	RPI S Opponent Score
	40 <b>H</b> Drexel 60 49		58 <b>A</b> Virginia 60 <b>84</b>	108 <b>A</b> Colgate 76 65
			79 <b>N</b> Cincinnati 56 48	108 <b>H</b> Colgate 66 43
			85 <b>A</b> Stony Brook 73 <b>78</b>	114 <b>H</b> Temple 61 <b>72</b>
				124 <b>A</b> Lehigh 71 50
				124 <b>H</b> Lehigh 67 56
				128 <b>A</b> Holy Cross 51 40
				128 <b>H</b> Holy Cross 63 45
				132 <b>A</b> Boston U. 48 <b>52</b>
				132 <b>H</b> Boston U. 55 53
				164 <b>A</b> Lafayette 57 47
				164 <b>H</b> Lafayette 50 36
				190 <b>A</b> Quinnipiac 69 <b>76</b>
				199 <b>A</b> American 60 57
				199 <b>H</b> American 68 43
				247 <b>A</b> George Mason 64 51
				264 <b>N</b> Howard 70 60
				268 <b>A</b> Loyola Maryland 50 <b>60</b>
				268 <b>H</b> Loyola Maryland 66 42
				274 <b>A</b> Saint Francis (PA) 70 46
				279 <b>A</b> Army West Point 63 52
				279 <b>H</b> Army West Point 77 46
				292 <b>H</b> St. Bonaventure 68 60
				298 <b>H</b> Monmouth 71 37
				319 <b>A</b> Navy 61 34
				319 <b>H</b> Navy 75 65
LAST 10 Division I				
	164 <b>A</b> Lafayette 57 47		199 <b>A</b> American 60 57	
	132 <b>H</b> Boston U. 55 53		319 <b>H</b> Navy 75 65	
	108 <b>A</b> Colgate 76 65		268 <b>H</b> Loyola Maryland 66 42	
	124 <b>H</b> Lehigh 67 56		132 <b>A</b> Boston U. 48 <b>52</b>	
	128 <b>H</b> Holy Cross 63 45		279 <b>H</b> Army West Point 77 46	

Non-Div I Games:

Bucknell

**Loss**, **Non-Conf**, **S Site**, **H Home** **A Away** **N Neutral**

## Buffalo

Through Games Of March 4, 2020

Average RPI Win:	193	WON-LOST	WINNING	LAST 10	STRENGTH OF	OPP. STRENGTH	TEAM	ADJ.	CONF.	ADJ CONF.
Average RPI Loss:	109	RECORD	PCT. RANK	GAMES	SCHEDULE	OF SCHEDULE	RPI	RPI	RPI	RPI
DIV. I ONLY	17- 11	111	4-6	166	120	122	122	10	10	
DIV. I NON-CONF.	9- 2	37	0	199	179	55	55	10	10	
TOTALS	RPI 1-25	RPI 26-50	W-L RECORDS	RPI 51-100	RPI 101-150	RPI 150+				
17- 11	0- 2	2- 0	OVERALL	2- 3	1- 2	12- 4				
8- 5	0- 1	1- 0	HOME	0- 2	1- 0	6- 2				
7- 6	0- 1	0- 0	AWAY	2- 1	0- 2	5- 2				
2- 0	0- 0	1- 0	NEUTRAL	0- 0	0- 0	1- 0				
9- 2	0- 1	2- 0	NON-CONFERENCE	0- 0	1- 1	6- 0				
5- 0	0- 0	1- 0	HOME	0- 0	1- 0	3- 0				
2- 2	0- 1	0- 0	AWAY	0- 0	0- 1	2- 0				
2- 0	0- 0	1- 0	NEUTRAL	0- 0	0- 0	1- 0				
8- 9	0- 1	0- 0	CONFERENCE	2- 3	0- 1	6- 4				
3- 5	0- 1	0- 0	HOME	0- 2	0- 0	3- 2				
5- 4	0- 0	0- 0	AWAY	2- 1	0- 1	3- 2				
0- 0	0- 0	0- 0	NEUTRAL	0- 0	0- 0	0- 0				

RPI 1-25				RPI 26-50				RPI 51-100				RPI 101+ Team's RPI: 122			
RPI	S	Opponent	Score	RPI	S	Opponent	Score	RPI	S	Opponent	Score	RPI	S	Opponent	Score
7	A	Stanford	69 88	40	N	Drexel	63 59	70	A	Ball St.	65 69	106	H	Columbia	82 75
18	H	Central Mich.	93 98	49	H	Dayton	67 59	70	H	Ball St.	58 69	136	A	Western Mich.	62 74
								89	A	Ohio	63 62	149	A	San Jose St.	88 95
								89	H	Ohio	65 76	159	A	Akron	76 61
								97	A	Kent St.	57 44	159	H	Akron	63 69
												160	A	Toledo	59 71
												160	H	Toledo	62 78
												172	H	Dartmouth	73 49
												180	A	Northern Ill.	63 64
												183	H	Eastern Mich.	66 63
												199	N	American	73 55
												228	A	Miami (OH)	86 72
												228	H	Miami (OH)	88 72
												238	A	Bowling Green	62 56
												238	H	Bowling Green	65 59
												282	A	Niagara	81 67
												292	A	St. Bonaventure	46 36
												337	H	Canisius	71 55
												346	H	Central Conn. St.	61 56
LAST 10 Division I															
159	A	Akron	76 61	70	H	Ball St.	58 69	136	A	Western Mich.	62 74	160	H	Toledo	62 78
89	A	Ohio	63 62	180	A	Northern Ill.	63 64	18	H	Central Mich.	93 98				
228	H	Miami (OH)	88 72												
238	A	Bowling Green	62 56												
159	H	Akron	63 69												

Non-Div I Games:

Buffalo

■ Loss, 
■ Non-Conf, 
■ S Site, 
■ H Home 
■ A Away 
N Neutral

Average RPI Win:	179	WON-LOST	WINNING	LAST 10	STRENGTH OF	OPP. STRENGTH	TEAM	ADJ.	CONF.	ADJ CONF.
Average RPI Loss:	51	RECORD	PCT. RANK	GAMES	SCHEDULE	OF SCHEDULE	RPI	RPI	RPI	RPI
DIV. I ONLY	19- 10	80	6-4	121	74	96	96	6	6	
DIV. I NON-CONF.	8- 3	68	0	204	142	119	119	6	6	
TOTALS	RPI 1-25	RPI 26-50	W-L RECORDS	RPI 51-100	RPI 101-150	RPI 150+				
19- 10	0- 3	3- 1	OVERALL	4- 6	0- 0	12- 0				
13- 4	0- 2	2- 0	HOME	2- 2	0- 0	9- 0				
5- 5	0- 1	1- 1	AWAY	1- 3	0- 0	3- 0				
1- 1	0- 0	0- 0	NEUTRAL	1- 1	0- 0	0- 0				
8- 3	0- 1	0- 0	NON-CONFERENCE	2- 2	0- 0	6- 0				
7- 1	0- 1	0- 0	HOME	1- 0	0- 0	6- 0				
0- 1	0- 0	0- 0	AWAY	0- 1	0- 0	0- 0				
1- 1	0- 0	0- 0	NEUTRAL	1- 1	0- 0	0- 0				
11- 7	0- 2	3- 1	CONFERENCE	2- 4	0- 0	6- 0				
6- 3	0- 1	2- 0	HOME	1- 2	0- 0	3- 0				
5- 4	0- 1	1- 1	AWAY	1- 2	0- 0	3- 0				
0- 0	0- 0	0- 0	NEUTRAL	0- 0	0- 0	0- 0				

RPI 1-25				RPI 26-50				RPI 51-100 Team's RPI: 96				RPI 101+			
RPI	S	Opponent	Score	RPI	S	Opponent	Score	RPI	S	Opponent	Score	RPI	S	Opponent	Score
15	H	Indiana	53 64	28	A	Marquette	54 76	64	A	St. John's (NY)	80 85	159	H	Akron	76 55
20	A	DePaul	60 89	28	H	Marquette	61 55	64	H	St. John's (NY)	42 67	176	H	High Point	74 52
20	H	DePaul	65 80	45	A	Creighton	73 67	70	A	Ball St.	70 74	186	A	Providence	50 47
				45	H	Creighton	76 61	71	N	Georgia	36 69	186	H	Providence	51 42
								75	A	Villanova	58 41	240	A	Georgetown	47 46
								75	H	Villanova	63 61	240	H	Georgetown	60 42
								77	A	Seton Hall	53 66	262	A	Xavier	78 70
								77	H	Seton Hall	62 67	262	H	Xavier	63 61
								78	H	IUPUI	64 61	287	H	Eastern Ky.	73 41
								89	N	Ohio	60 55	300	H	Wagner	74 58
												331	H	Detroit Mercy	82 60
												339	H	Purdue Fort Wayne	85 58
LAST 10 Division I															
77	A	Seton Hall	53 66	20	A	DePaul	60 89	75	H	Villanova	63 61				
64	A	St. John's (NY)	80 85	240	H	Georgetown	60 42	262	H	Xavier	63 61				
186	H	Providence	51 42	45	H	Creighton	76 61	45	A	Creighton	73 67				
28	A	Marquette	54 76												

Non-Div I Games:

Butler

■ Loss, 
 ■ Non-Conf, 
 ■ S Site, 
 ■ H Home 
 ■ A Away 
 N Neutral

CSU Bakersfield

Through Games Of March 4, 2020

Average RPI Win:	257	WON-LOST	WINNING	LAST 10	STRENGTH OF	OPP. STRENGTH	TEAM	ADJ.	CONF.	ADJ CONF.
Average RPI Loss:	228	RECORD	PCT. RANK	GAMES	SCHEDULE	OF SCHEDULE	RPI	RPI	RPI	RPI
DIV. I ONLY	12- 13	188	3-7	295	324	251	251	31	31	
DIV. I NON-CONF.	5- 5	164	0	106	193	135	135	32	32	
TOTALS	RPI 1-25	RPI 26-50	W-L RECORDS	RPI 51-100	RPI 101-150	RPI 150+				
12- 13	0- 2	0- 0	OVERALL	0- 0	2- 1	10- 10				
8- 4	0- 0	0- 0	HOME	0- 0	2- 0	6- 4				
4- 9	0- 2	0- 0	AWAY	0- 0	0- 1	4- 6				
0- 0	0- 0	0- 0	NEUTRAL	0- 0	0- 0	0- 0				
5- 5	0- 2	0- 0	NON-CONFERENCE	0- 0	2- 1	3- 2				
5- 0	0- 0	0- 0	HOME	0- 0	2- 0	3- 0				
0- 5	0- 2	0- 0	AWAY	0- 0	0- 1	0- 2				
0- 0	0- 0	0- 0	NEUTRAL	0- 0	0- 0	0- 0				
7- 8	0- 0	0- 0	CONFERENCE	0- 0	0- 0	7- 8				
3- 4	0- 0	0- 0	HOME	0- 0	0- 0	3- 4				
4- 4	0- 0	0- 0	AWAY	0- 0	0- 0	4- 4				
0- 0	0- 0	0- 0	NEUTRAL	0- 0	0- 0	0- 0				

RPI 1-25				RPI 26-50				RPI 51-100				RPI 101+ Team's RPI: 251			
RPI	S	Opponent	Score	RPI	S	Opponent	Score	RPI	S	Opponent	Score	RPI	S	Opponent	Score
10	A	Gonzaga	48 92									127	A	Washington	49 80
17	A	Oregon St.	50 69									135	H	Pacific	80 70
												149	H	San Jose St.	75 71
												156	A	Wright St.	60 65
												209	A	UMKC	43 58
												209	H	UMKC	70 60
												239	A	Grand Canyon	59 54
												249	H	UC Santa Barbara	66 62
												250	H	North Texas	61 52
												291	A	California Baptist	66 61
												291	H	California Baptist	53 55
												293	A	Utah Valley	55 53
												293	H	Utah Valley	56 63
												296	A	UTRGV	65 74
												296	H	UTRGV	52 66
												305	A	UC Riverside	52 53
												306	H	N.C. Central	80 71
												308	A	Seattle U	57 63
												308	H	Seattle U	55 43
												311	A	New Mexico St.	62 67
												311	H	New Mexico St.	60 59
												349	A	Chicago St.	58 51
												349	H	Chicago St.	58 60
LAST 10 Division I															
311	A	New Mexico St.	62 67	349	A	Chicago St.	58 51								
296	A	UTRGV	65 74	291	H	California Baptist	53 55								
308	H	Seattle U	55 43	296	H	UTRGV	52 66								
293	H	Utah Valley	56 63	311	H	New Mexico St.	60 59								
209	A	UMKC	43 58	308	A	Seattle U	57 63								

Non-Div I Games: Westcliff 100 44 Fresno Pacific 95 64 Cal St. Dom. Hills 83 74

CSU Bakersfield

Loss, Non-Conf, S Site, H Home A Away N Neutral

C  
S  
U  
N

C  
S  
U  
N

CSUN

Page 39

Average RPI Win:	284	WON-LOST	WINNING	LAST 10	STRENGTH OF	OPP. STRENGTH	TEAM	ADJ.	CONF.	ADJ CONF.
Average RPI Loss:	197	RECORD	PCT. RANK	GAMES	SCHEDULE	OF SCHEDULE	RPI	RPI	RPI	RPI
DIV. I ONLY	8- 17	283	5-5	272	285	310	310	28	28	
DIV. I NON-CONF.	2- 8	295	0	203	201	310	310	26	26	
TOTALS	RPI 1-25	RPI 26-50	W-L RECORDS	RPI 51-100	RPI 101-150	RPI 150+				
8- 17	0- 1	0- 1	OVERALL	0- 1	0- 0	8- 14				
6- 7	0- 1	0- 0	HOME	0- 1	0- 0	6- 5				
2- 10	0- 0	0- 1	AWAY	0- 0	0- 0	2- 9				
0- 0	0- 0	0- 0	NEUTRAL	0- 0	0- 0	0- 0				
2- 8	0- 1	0- 1	NON-CONFERENCE	0- 1	0- 0	2- 5				
2- 3	0- 1	0- 0	HOME	0- 1	0- 0	2- 1				
0- 5	0- 0	0- 1	AWAY	0- 0	0- 0	0- 4				
0- 0	0- 0	0- 0	NEUTRAL	0- 0	0- 0	0- 0				
6- 9	0- 0	0- 0	CONFERENCE	0- 0	0- 0	6- 9				
4- 4	0- 0	0- 0	HOME	0- 0	0- 0	4- 4				
2- 5	0- 0	0- 0	AWAY	0- 0	0- 0	2- 5				
0- 0	0- 0	0- 0	NEUTRAL	0- 0	0- 0	0- 0				

RPI	S	Opponent	Score	RPI	S	Opponent	Score	RPI	S	Opponent	Score	RPI	S	Opponent	Score	Team's RPI: 310
23	H	Old Dominion	55 61	30	A	Arizona St.	41 66	65	H	Fresno St.	52 79	163	A	UC Davis	58 71	
												163	H	UC Davis	36 42	
												194	A	Pepperdine	53 63	
												196	A	Saint Mary's (CA)	67 84	
												222	A	Cal St. Fullerton	64 65	
												222	H	Cal St. Fullerton	60 67	
												223	H	Hawaii	46 59	
												229	A	Denver	66 96	
												232	A	Nevada	40 71	
												249	A	UC Santa Barbara	50 52	
												249	H	UC Santa Barbara	56 52	
												260	H	Lamar University	57 56	
												276	A	UC Irvine	51 54	
												276	H	UC Irvine	57 68	
												282	A	Long Beach St.	69 72	
												282	H	Long Beach St.	61 41	
												284	A	CSUN	52 41	
												284	H	CSUN	53 43	
												304	H	Sacramento St.	62 43	
												305	A	UC Riverside	62 52	
												305	H	UC Riverside	75 70	
												308	H	Seattle U	49 72	
LAST 10 Division I																
284	H	CSUN	53 43	163	A	UC Davis	58 71									
249	H	UC Santa Barbara	56 52	282	H	Long Beach St.	61 41									
276	A	UC Irvine	51 54	223	H	Hawaii	46 59									
305	A	UC Riverside	62 52	284	A	CSUN	52 41									
222	H	Cal St. Fullerton	60 67	222	A	Cal St. Fullerton	64 65									

Non-Div I Games: Holy Names 100 35

Cal Poly

■ Loss, 
 ■ Non-Conf, S Site, 
 ■ Home 
 ■ Away 
 N Neutral



Average RPI Win:	260	WON-LOST	WINNING	LAST 10	STRENGTH OF	OPP. STRENGTH	TEAM	ADJ.	CONF.	ADJ CONF.
Average RPI Loss:	227	RECORD	PCT. RANK	GAMES	SCHEDULE	OF SCHEDULE	RPI	RPI	RPI	RPI
DIV. I ONLY	16- 12	135	6-4	334	292	222	222	28	28	
DIV. I NON-CONF.	8- 5	117	0	298	282	182	182	26	26	
TOTALS	RPI 1-25	RPI 26-50	W-L RECORDS	RPI 51-100	RPI 101-150	RPI 150+				
16- 12	0- 0	0- 0	OVERALL	0- 0	1- 0	15- 12				
8- 5	0- 0	0- 0	HOME	0- 0	0- 0	8- 5				
8- 7	0- 0	0- 0	AWAY	0- 0	1- 0	7- 7				
0- 0	0- 0	0- 0	NEUTRAL	0- 0	0- 0	0- 0				
8- 5	0- 0	0- 0	NON-CONFERENCE	0- 0	1- 0	7- 5				
4- 2	0- 0	0- 0	HOME	0- 0	0- 0	4- 2				
4- 3	0- 0	0- 0	AWAY	0- 0	1- 0	3- 3				
0- 0	0- 0	0- 0	NEUTRAL	0- 0	0- 0	0- 0				
8- 7	0- 0	0- 0	CONFERENCE	0- 0	0- 0	8- 7				
4- 3	0- 0	0- 0	HOME	0- 0	0- 0	4- 3				
4- 4	0- 0	0- 0	AWAY	0- 0	0- 0	4- 4				
0- 0	0- 0	0- 0	NEUTRAL	0- 0	0- 0	0- 0				

RPI 1-25				RPI 26-50				RPI 51-100				RPI 101+ Team's RPI: 222			
RPI	S	Opponent	Score	RPI	S	Opponent	Score	RPI	S	Opponent	Score	RPI	S	Opponent	Score
												111	A	San Diego	72 67
												152	H	Montana	69 71
												163	A	UC Davis	71 61
												163	H	UC Davis	61 72
												178	H	Delaware	55 72
												185	A	Southern Utah	63 79
												206	A	San Francisco	63 71
												221	A	UNLV	64 58
												223	A	Hawaii	72 79
												223	H	Hawaii	70 64
												239	A	Grand Canyon	80 70
												241	A	San Diego St.	45 55
												249	A	UC Santa Barbara	70 68
												249	H	UC Santa Barbara	66 75
												270	H	Air Force	79 70
												276	A	UC Irvine	75 82
												278	H	Utah St.	83 62
												282	A	Long Beach St.	49 52
												282	H	Long Beach St.	69 65
												284	A	CSUN	57 63
												284	H	CSUN	50 57
LAST 10 Division I															
				282	A	Long Beach St.	49 52	310	A	Cal Poly	67 60	289	A	LMU (CA)	79 74
				223	H	Hawaii	70 64	276	A	UC Irvine	75 82	291	H	California Baptist	97 93
				305	A	UC Riverside	68 45	305	H	UC Riverside	71 61	305	A	UC Riverside	68 45
				284	H	CSUN	50 57	163	H	UC Davis	61 72	305	H	UC Riverside	71 61
				163	A	UC Davis	71 61	310	H	Cal Poly	65 64	308	H	Seattle U	81 63

Non-Div I Games:

Cal St. Fullerton

■ Loss, 
 ■ Non-Conf, 
 ■ S Site, 
 ■ Home 
 ■ A Away 
 N Neutral

RPI	S	Opponent	Score	
310	A	Cal Poly	67	60
310	H	Cal Poly	65	64

# California

Through Games Of March 4, 2020

Average RPI Win:	181	WON-LOST	WINNING	LAST 10	STRENGTH OF	OPP. STRENGTH	TEAM	ADJ.	CONF.	ADJ CONF.
Average RPI Loss:	52	RECORD	PCT. RANK	GAMES	SCHEDULE	OF SCHEDULE	RPI	RPI	RPI	RPI
DIV. I ONLY	11- 18	248	3-7	18	22	130	130	1	1	
DIV. I NON-CONF.	8- 3	68	0	87	199	64	64	2	2	
TOTALS	RPI 1-25	RPI 26-50	W-L RECORDS	RPI 51-100	RPI 101-150	RPI 150+				
11- 18	0- 8	2- 2	OVERALL	0- 3	3- 5	6- 0				
7- 10	0- 4	1- 1	HOME	0- 2	1- 3	5- 0				
4- 8	0- 4	1- 1	AWAY	0- 1	2- 2	1- 0				
0- 0	0- 0	0- 0	NEUTRAL	0- 0	0- 0	0- 0				
8- 3	0- 1	1- 1	NON-CONFERENCE	0- 0	1- 1	6- 0				
7- 1	0- 0	1- 1	HOME	0- 0	1- 0	5- 0				
1- 2	0- 1	0- 0	AWAY	0- 0	0- 1	1- 0				
0- 0	0- 0	0- 0	NEUTRAL	0- 0	0- 0	0- 0				
3- 15	0- 7	1- 1	CONFERENCE	0- 3	2- 4	0- 0				
0- 9	0- 4	0- 0	HOME	0- 2	0- 3	0- 0				
3- 6	0- 3	1- 1	AWAY	0- 1	2- 1	0- 0				
0- 0	0- 0	0- 0	NEUTRAL	0- 0	0- 0	0- 0				

RPI S	Opponent	Score	RPI S	Opponent	Score	RPI S	Opponent	Score	RPI S	Opponent	Score	Team's RPI: 130
2	A Oregon	55 105	26	H Kentucky	61 63	81	A Colorado	57 64	103	A Washington St.	66 92	
2	H Oregon	61 93	27	A Arizona	55 54	81	H Colorado	50 62	103	H Washington St.	75 96	
6	A UConn	61 72	30	A Arizona St.	54 77	82	H Southern California	67 75	112	A Utah	88 74	
7	A Stanford	40 73	31	H Arkansas	84 80				112	H Utah	62 71	
7	H Stanford	65 79							125	A Harvard	53 56	
13	H UCLA	70 74							127	A Washington	81 74	
17	A Oregon St.	44 81							127	H Washington	64 67	
17	H Oregon St.	63 76							132	H Boston U.	73 62	
									193	H Santa Clara	69 65	
									239	H Grand Canyon	72 53	
									241	A San Diego St.	74 48	
									282	H Long Beach St.	68 45	
									305	H UC Riverside	84 61	
									306	H N.C. Central	90 69	
LAST 10 Division I												
27	A Arizona	55 54	81	A Colorado	57 64							
30	A Arizona St.	54 77	13	H UCLA	70 74							
17	H Oregon St.	63 76	82	H Southern California	67 75							
2	H Oregon	61 93	127	A Washington	81 74							
112	A Utah	88 74	103	A Washington St.	66 92							

Non-Div I Games:

California

Loss, Non-Conf, S Site, H Home A Away N Neutral

Average RPI Win: 268				WON-LOST	WINNING	LAST 10	STRENGTH OF		OPP. STRENGTH	TEAM	ADJ.	CONF.	ADJ CONF.
Average RPI Loss: 239				RECORD	PCT. RANK	GAMES	SCHEDULE	OF SCHEDULE	RPI	RPI	RPI	RPI	RPI
DIV. I ONLY				11- 15	220	5-5	315	342	291	291	31	31	
DIV. I NON-CONF.				6- 6	164	0	221	324	230	230	32	32	
TOTALS		RPI 1-25		RPI 26-50		W-L RECORDS		RPI 51-100		RPI 101-150		RPI 150+	
11- 15		0- 1		0- 0		OVERALL		0- 0		0- 0		11- 14	
7- 5		0- 0		0- 0		HOME		0- 0		0- 0		7- 5	
4- 7		0- 0		0- 0		AWAY		0- 0		0- 0		4- 7	
0- 3		0- 1		0- 0		NEUTRAL		0- 0		0- 0		0- 2	
6- 6		0- 1		0- 0		NON-CONFERENCE		0- 0		0- 0		6- 5	
5- 1		0- 0		0- 0		HOME		0- 0		0- 0		5- 1	
1- 2		0- 0		0- 0		AWAY		0- 0		0- 0		1- 2	
0- 3		0- 1		0- 0		NEUTRAL		0- 0		0- 0		0- 2	
5- 9		0- 0		0- 0		CONFERENCE		0- 0		0- 0		5- 9	
2- 4		0- 0		0- 0		HOME		0- 0		0- 0		2- 4	
3- 5		0- 0		0- 0		AWAY		0- 0		0- 0		3- 5	
0- 0		0- 0		0- 0		NEUTRAL		0- 0		0- 0		0- 0	

RPI 1-25			
RPI	S	Opponent	Score
7	N	Stanford	78 83
RPI 26-50			
RPI	S	Opponent	Score
RPI 51-100			
RPI	S	Opponent	Score
RPI 101+ Team's RPI: 291			
RPI	S	Opponent	Score
167	A	Idaho St.	74 68
175	H	Northern Ariz.	98 79
209	A	UMKC	65 75
209	H	UMKC	81 83
211	N	Houston	75 96
222	A	Cal St. Fullerton	93 97
238	N	Bowling Green	60 98
239	A	Grand Canyon	66 72
239	H	Grand Canyon	58 62
241	H	San Diego St.	68 80
242	H	Alabama A&M	60 55
249	H	UC Santa Barbara	85 81
251	A	CSU Bakersfield	55 53
251	H	CSU Bakersfield	61 66
282	H	Long Beach St.	79 70
284	H	CSUN	64 56
293	A	Utah Valley	57 74
293	H	Utah Valley	80 67
296	A	UTRGV	68 87
305	A	UC Riverside	64 80
308	A	Seattle U	90 79
308	H	Seattle U	49 83
311	A	New Mexico St.	56 57
349	A	Chicago St.	80 65
349	H	Chicago St.	103 68
LAST 10 Division I			
308	A	Seattle U	90 79
293	A	Utah Valley	57 74
349	H	Chicago St.	103 68
209	H	UMKC	81 83
239	A	Grand Canyon	66 72
251	A	CSU Bakersfield	55 53
308	H	Seattle U	49 83
293	H	Utah Valley	80 67
209	A	UMKC	65 75
349	A	Chicago St.	80 65

Non-Div I Games:	Ottawa (AZ)	103	75	Westcliff	108	43	LIFE Pacific	93	48
------------------	-------------	-----	----	-----------	-----	----	--------------	----	----

California Baptist

Loss, Non-Conf, S Site, H Home A Away N Neutral

Average RPI Win:	254	WON-LOST	WINNING	LAST 10	STRENGTH OF	OPP. STRENGTH	TEAM	ADJ.	CONF.	ADJ CONF.
Average RPI Loss:	191	RECORD	PCT. RANK	GAMES	SCHEDULE	OF SCHEDULE	RPI	RPI	RPI	RPI
DIV. I ONLY	19- 7	51	8-2	296	316	129	129	25	25	
DIV. I NON-CONF.	3- 4	201	0	283	293	222	222	27	27	
TOTALS	RPI 1-25	RPI 26-50	W-L RECORDS	RPI 51-100	RPI 101-150	RPI 150+				
19- 7	0- 1	0- 0	OVERALL	0- 0	2- 2	17- 4				
10- 2	0- 0	0- 0	HOME	0- 0	1- 1	9- 1				
9- 5	0- 1	0- 0	AWAY	0- 0	1- 1	8- 3				
0- 0	0- 0	0- 0	NEUTRAL	0- 0	0- 0	0- 0				
3- 4	0- 1	0- 0	NON-CONFERENCE	0- 0	1- 1	2- 2				
2- 0	0- 0	0- 0	HOME	0- 0	1- 0	1- 0				
1- 4	0- 1	0- 0	AWAY	0- 0	0- 1	1- 2				
0- 0	0- 0	0- 0	NEUTRAL	0- 0	0- 0	0- 0				
16- 3	0- 0	0- 0	CONFERENCE	0- 0	1- 1	15- 2				
8- 2	0- 0	0- 0	HOME	0- 0	0- 1	8- 1				
8- 1	0- 0	0- 0	AWAY	0- 0	1- 0	7- 1				
0- 0	0- 0	0- 0	NEUTRAL	0- 0	0- 0	0- 0				

RPI 1-25				RPI 26-50				RPI 51-100				RPI 101+ Team's RPI: 129			
RPI	S	Opponent	Score	RPI	S	Opponent	Score	RPI	S	Opponent	Score	RPI	S	Opponent	Score
23	A	Old Dominion	44 59									116	A	Wake Forest	46 74
												133	A	Hampton	68 31
												133	H	Hampton	40 49
												138	H	UNC Greensboro	72 64
												174	H	Gardner-Webb	48 44
												176	A	High Point	68 66
												176	H	High Point	73 36
												179	A	Radford	43 32
												179	H	Radford	42 48
												224	H	Kennesaw St.	63 51
												258	A	UNC Asheville	52 60
												258	H	UNC Asheville	59 52
												265	A	Winthrop	61 58
												265	H	Winthrop	63 47
												271	A	Longwood	70 55
												271	H	Longwood	81 76
												303	A	Presbyterian	53 47
												303	H	Presbyterian	56 42
												306	A	N.C. Central	64 67
												325	A	Hofstra	55 58
												330	A	USC Upstate	80 72
												330	H	USC Upstate	50 38
												342	A	Charleston So.	43 42
												342	H	Charleston So.	61 36
												343	A	Western Caro.	61 40
LAST 10 Division I															
				133	H	Hampton	40 49					179	H	Radford	42 48
				303	H	Presbyterian	56 42					176	A	High Point	68 66
				342	A	Charleston So.	43 42					258	H	UNC Asheville	59 52
				271	H	Longwood	81 76					330	A	USC Upstate	80 72
				265	A	Winthrop	61 58					179	A	Radford	43 32

Non-Div I Games: St. Andrews 122 56 Bluefield Col. 65 41

Campbell

■ Loss, 
 ■ Non-Conf, S Site, 
 ■ Home 
 ■ Away 
 N Neutral

Cambridge				Through Games of March 17, 1910						
Average RPI Win:	281	WON-LOST	WINNING	LAST 10	STRENGTH OF	OPP. STRENGTH	TEAM	ADJ.	CONF.	ADJ CONF.
Average RPI Loss:	210	RECORD	PCT. RANK	GAMES	SCHEDULE	OF SCHEDULE	RPI	RPI	RPI	RPI
DIV. I ONLY	5- 23	324	3-7	300	278	337	337	24	24	
DIV. I NON-CONF.	1- 8	322	0	323	246	345	345	25	25	
TOTALS	RPI 1-25	RPI 26-50	W-L RECORDS	RPI 51-100	RPI 101-150	RPI 150+				
5- 23	0- 0	0- 0	OVERALL	0- 4	0- 2	5- 17				
4- 8	0- 0	0- 0	HOME	0- 2	0- 1	4- 5				
1- 14	0- 0	0- 0	AWAY	0- 2	0- 1	1- 11				
0- 1	0- 0	0- 0	NEUTRAL	0- 0	0- 0	0- 1				
1- 8	0- 0	0- 0	NON-CONFERENCE	0- 0	0- 2	1- 6				
1- 2	0- 0	0- 0	HOME	0- 0	0- 1	1- 1				
0- 5	0- 0	0- 0	AWAY	0- 0	0- 1	0- 4				
0- 1	0- 0	0- 0	NEUTRAL	0- 0	0- 0	0- 1				
4- 15	0- 0	0- 0	CONFERENCE	0- 4	0- 0	4- 11				
3- 6	0- 0	0- 0	HOME	0- 2	0- 0	3- 4				
1- 9	0- 0	0- 0	AWAY	0- 2	0- 0	1- 7				
0- 0	0- 0	0- 0	NEUTRAL	0- 0	0- 0	0- 0				

[illegible]

Non-Div I Games:

Canisius

■ Loss, ■ Non-Conf, S Site, H Home A Away N Neutral

Central Ark.

Through Games Of March 4, 2020

Average RPI Win:	282	WON-LOST	WINNING	LAST 10	STRENGTH OF	OPP. STRENGTH	TEAM	ADJ.	CONF.	ADJ CONF.
Average RPI Loss:	138	RECORD	PCT. RANK	GAMES	SCHEDULE	OF SCHEDULE	RPI	RPI	RPI	RPI
DIV. I ONLY	9- 16	261	4-6	156	280	231	231	23	23	
DIV. I NON-CONF.	1- 5	313	0	40	167	232	232	24	24	
TOTALS	RPI 1-25	RPI 26-50	W-L RECORDS	RPI 51-100	RPI 101-150	RPI 150+				
9- 16	0- 1	0- 0	OVERALL	0- 6	0- 0	9- 9				
5- 5	0- 0	0- 0	HOME	0- 2	0- 0	5- 3				
4- 11	0- 1	0- 0	AWAY	0- 4	0- 0	4- 6				
0- 0	0- 0	0- 0	NEUTRAL	0- 0	0- 0	0- 0				
1- 5	0- 1	0- 0	NON-CONFERENCE	0- 1	0- 0	1- 3				
1- 0	0- 0	0- 0	HOME	0- 0	0- 0	1- 0				
0- 5	0- 1	0- 0	AWAY	0- 1	0- 0	0- 3				
0- 0	0- 0	0- 0	NEUTRAL	0- 0	0- 0	0- 0				
8- 11	0- 0	0- 0	CONFERENCE	0- 5	0- 0	8- 6				
4- 5	0- 0	0- 0	HOME	0- 2	0- 0	4- 3				
4- 6	0- 0	0- 0	AWAY	0- 3	0- 0	4- 3				
0- 0	0- 0	0- 0	NEUTRAL	0- 0	0- 0	0- 0				

RPI 1-25			RPI 26-50			RPI 51-100			RPI 101+ Team's RPI: 231		
RPI	S	Opponent	Score	RPI	S	Opponent	Score	RPI	S	Opponent	Score
16	A	Texas A&M	46 76					59	A	Tennessee	36 63
								66	A	A&M-Corpus Christi	47 67
								91	A	Abilene Christian	71 93
								91	H	Abilene Christian	64 74
								93	A	SFA	41 102
								93	H	SFA	37 58
								153	A	Sam Houston St.	58 73
								153	H	Sam Houston St.	54 72
								158	H	Jackson St.	57 54
								165	A	Tulane	38 65
								173	A	New Orleans	73 85
								173	H	New Orleans	37 49
								181	A	Northern Ky.	56 72
								203	A	Little Rock	48 63
								248	A	Southeastern La.	42 63
								248	H	Southeastern La.	54 47
								257	A	Nicholls St.	53 46
								257	H	Nicholls St.	58 67
								260	H	Lamar University	53 29
								272	A	Incarinate Word	47 37
								321	H	Houston Baptist	63 39
								336	A	Northwestern St.	51 44
								345	A	McNeese	70 57
								345	H	McNeese	70 49
LAST 10 Division I											
248	H	Southeastern La.	54 47	173	A	New Orleans	73 85				
91	A	Abilene Christian	71 93	345	H	McNeese	70 49				
257	H	Nicholls St.	58 67	260	H	Lamar University	53 29				
93	H	SFA	37 58	336	A	Northwestern St.	51 44				
153	A	Sam Houston St.	58 73	248	A	Southeastern La.	42 63				

Non-Div I Games: Hendrix 104 28 Central Baptist 66 43 Crowley's Ridge 82 26

Central Ark.

Loss, Non-Conf, S Site, H Home A Away N Neutral

Average RPI Win:	326	WON-LOST	WINNING	LAST 10	STRENGTH OF	OPP. STRENGTH	TEAM	ADJ.	CONF.	ADJ CONF.
Average RPI Loss:	227	RECORD	PCT. RANK	GAMES	SCHEDULE	OF SCHEDULE	RPI	RPI	RPI	RPI
DIV. I ONLY	3- 25	338	2-8	326	337	346	346	30	30	
DIV. I NON-CONF.	1- 10	329	0	297	243	331	331	30	30	
TOTALS	RPI 1-25	RPI 26-50	W-L RECORDS	RPI 51-100	RPI 101-150	RPI 150+				
3- 25	0- 0	0- 1	OVERALL	0- 0	0- 6	3- 18				
2- 9	0- 0	0- 0	HOME	0- 0	0- 1	2- 8				
1- 16	0- 0	0- 1	AWAY	0- 0	0- 5	1- 10				
0- 0	0- 0	0- 0	NEUTRAL	0- 0	0- 0	0- 0				
1- 10	0- 0	0- 1	NON-CONFERENCE	0- 0	0- 3	1- 6				
0- 3	0- 0	0- 0	HOME	0- 0	0- 0	0- 3				
1- 7	0- 0	0- 1	AWAY	0- 0	0- 3	1- 3				
0- 0	0- 0	0- 0	NEUTRAL	0- 0	0- 0	0- 0				
2- 15	0- 0	0- 0	CONFERENCE	0- 0	0- 3	2- 12				
2- 6	0- 0	0- 0	HOME	0- 0	0- 1	2- 5				
0- 9	0- 0	0- 0	AWAY	0- 0	0- 2	0- 7				
0- 0	0- 0	0- 0	NEUTRAL	0- 0	0- 0	0- 0				

RPI S	Opponent	Score	RPI S	Opponent	Score	RPI S	Opponent	Score	RPI S	Opponent	Score	Team's RPI: 346
			35 A	FGCU	60 94				115 A	Robert Morris	42 80	
									115 H	Robert Morris	56 86	
									122 A	Buffalo	56 61	
									123 A	Duquesne	33 72	
									124 A	Lehigh	51 70	
									141 A	Mt. St. Mary's	64 72	
									182 A	Merrimack	46 56	
									182 H	Merrimack	56 65	
									191 A	Fla. Atlantic	54 72	
									204 H	Brown	73 83	
									217 H	UMass Lowell	54 56	
									263 A	New Hampshire	59 70	
									274 A	Saint Francis (PA)	68 72	
									274 H	Saint Francis (PA)	52 64	
									286 A	Pittsburgh	73 81	
									300 A	Wagner	56 63	
									300 H	Wagner	66 63	
									301 A	Sacred Heart	58 66	
									301 H	Sacred Heart	52 54	
									314 H	Albany (NY)	63 73	
									318 A	Fairleigh Dickinson	47 66	
									318 H	Fairleigh Dickinson	55 63	
									326 A	Bryant	47 59	
									326 H	Bryant	51 62	
									335 A	LIU Brooklyn	61 63	
									335 H	LIU Brooklyn	71 57	
LAST 10 Division I												
			335 H	LIU Brooklyn	71 57				326 A	Bryant	47 59	
			182 A	Merrimack	46 56				274 A	Saint Francis (PA)	68 72	
			300 A	Wagner	56 63				115 A	Robert Morris	42 80	
			318 H	Fairleigh Dickinson	55 63				301 H	Sacred Heart	52 54	
			326 H	Bryant	51 62				300 H	Wagner	66 63	

Non-Div I Games:

Central Conn. St.

■ Loss, 
 ■ Non-Conf, 
 ■ S Site, 
 ■ H Home 
 ■ A Away 
 N Neutral



RPI	S	Opponent	Score
344	A	Hartford	61 54

Central Conn. St.

Average RPI Win:	148	WON-LOST	WINNING	LAST 10	STRENGTH OF	OPP. STRENGTH	TEAM	ADJ.	CONF.	ADJ CONF.
Average RPI Loss:	70	RECORD	PCT. RANK	GAMES	SCHEDULE	OF SCHEDULE	RPI	RPI	RPI	RPI
DIV. I ONLY	22- 6	30	8-2	39	102	18	18	10	10	
DIV. I NON-CONF.	7- 4	100	0	8	74	22	22	10	10	
TOTALS	RPI 1-25	RPI 26-50	W-L RECORDS	RPI 51-100	RPI 101-150	RPI 150+				
22- 6	0- 1	1- 2	OVERALL	6- 1	5- 1	10- 1				
12- 1	0- 0	1- 0	HOME	4- 0	2- 1	5- 0				
10- 5	0- 1	0- 2	AWAY	2- 1	3- 0	5- 1				
0- 0	0- 0	0- 0	NEUTRAL	0- 0	0- 0	0- 0				
7- 4	0- 1	1- 2	NON-CONFERENCE	2- 0	2- 1	2- 0				
4- 1	0- 0	1- 0	HOME	1- 0	1- 1	1- 0				
3- 3	0- 1	0- 2	AWAY	1- 0	1- 0	1- 0				
0- 0	0- 0	0- 0	NEUTRAL	0- 0	0- 0	0- 0				
15- 2	0- 0	0- 0	CONFERENCE	4- 1	3- 0	8- 1				
8- 0	0- 0	0- 0	HOME	3- 0	1- 0	4- 0				
7- 2	0- 0	0- 0	AWAY	1- 1	2- 0	4- 1				
0- 0	0- 0	0- 0	NEUTRAL	0- 0	0- 0	0- 0				

RPI 1-25				RPI 26-50				RPI 51-100				RPI 101+			
RPI	S	Opponent	Score	RPI	S	Opponent	Score	RPI	S	Opponent	Score	RPI	S	Opponent	Score
5	A	Louisville	63 76	32	A	Western Ky.	58 93	55	H	Marist	77 54	104	A	Bethune-Cookman	92 67
				37	A	UCF	58 64	70	A	Ball St.	62 67	117	H	Green Bay	105 111
				49	H	Dayton	81 80	70	H	Ball St.	66 39	122	A	Buffalo	98 93
								73	A	South Dakota St.	79 74	136	A	Western Mich.	80 70
								89	A	Ohio	73 71	136	H	Western Mich.	76 60
								89	H	Ohio	92 90	150	H	Northeastern	79 63
								97	H	Kent St.	71 58	159	A	Akron	77 72
												160	A	Toledo	67 76
												160	H	Toledo	73 66
												180	A	Northern Ill.	70 66
												180	H	Northern Ill.	66 60
												183	A	Eastern Mich.	89 82
												228	A	Miami (OH)	99 87
												228	H	Miami (OH)	76 70
												238	H	Bowling Green	82 75
												253	H	Iona	70 50
												285	A	Oakland	65 47
LAST 10 Division I															
160	A	Toledo	67 76	238	H	Bowling Green	82 75								
70	A	Ball St.	62 67	228	A	Miami (OH)	99 87								
136	H	Western Mich.	76 60	180	H	Northern Ill.	66 60								
180	A	Northern Ill.	70 66	89	H	Ohio	92 90								
97	H	Kent St.	71 58	122	A	Buffalo	98 93								

Non-Div I Games:

Central Mich.

# Charleston So.

Through Games Of March 4, 2020

Average RPI Win:	258	WON-LOST	WINNING	LAST 10	STRENGTH OF	OPP. STRENGTH	TEAM	ADJ.	CONF.	ADJ CONF.
Average RPI Loss:	213	RECORD	PCT. RANK	GAMES	SCHEDULE	OF SCHEDULE	RPI	RPI	RPI	RPI
DIV. I ONLY	2- 24	346	1-9	241	336	342	342	25	25	
DIV. I NON-CONF.	0- 7	338	0	269	342	346	346	27	27	
TOTALS	RPI 1-25	RPI 26-50	W-L RECORDS	RPI 51-100	RPI 101-150	RPI 150+				
2- 24	0- 0	0- 1	OVERALL	0- 0	0- 6	2- 17				
1- 12	0- 0	0- 0	HOME	0- 0	0- 3	1- 9				
1- 12	0- 0	0- 1	AWAY	0- 0	0- 3	1- 8				
0- 0	0- 0	0- 0	NEUTRAL	0- 0	0- 0	0- 0				
0- 7	0- 0	0- 1	NON-CONFERENCE	0- 0	0- 2	0- 4				
0- 4	0- 0	0- 0	HOME	0- 0	0- 1	0- 3				
0- 3	0- 0	0- 1	AWAY	0- 0	0- 1	0- 1				
0- 0	0- 0	0- 0	NEUTRAL	0- 0	0- 0	0- 0				
2- 17	0- 0	0- 0	CONFERENCE	0- 0	0- 4	2- 13				
1- 8	0- 0	0- 0	HOME	0- 0	0- 2	1- 6				
1- 9	0- 0	0- 0	AWAY	0- 0	0- 2	1- 7				
0- 0	0- 0	0- 0	NEUTRAL	0- 0	0- 0	0- 0				

RPI S	Opponent	Score	RPI S	Opponent	Score	RPI S	Opponent	Score	RPI S	Opponent	Score	Team's RPI: 342
			38 A	Florida St.	36 88				104 H	Bethune-Cookman	41 81	
									129 A	Campbell	36 61	
									129 H	Campbell	42 43	
									133 A	Hampton	57 66	
									133 H	Hampton	59 64	
									146 A	North Carolina	54 85	
									174 A	Gardner-Webb	45 67	
									174 H	Gardner-Webb	52 79	
									176 A	High Point	55 71	
									176 H	High Point	70 84	
									179 A	Radford	35 72	
									179 H	Radford	40 64	
									219 H	North Dakota	57 73	
									258 A	UNC Asheville	60 48	
									258 H	UNC Asheville	56 54	
									261 H	Col. of Charleston	70 79	
									265 A	Winthrop	46 56	
									265 H	Winthrop	53 58	
									271 A	Longwood	64 84	
									303 A	Presbyterian	53 76	
									303 H	Presbyterian	46 67	
									330 A	USC Upstate	53 70	
									330 H	USC Upstate	64 71	
									343 A	Western Caro.	64 69	
									350 H	South Carolina St.	75 81	
LAST 10 Division I												
			176 A	High Point	55 71				330 H	USC Upstate	64 71	
			133 A	Hampton	57 66				179 H	Radford	40 64	
			129 H	Campbell	42 43				265 A	Winthrop	46 56	
			258 H	UNC Asheville	56 54				174 A	Gardner-Webb	45 67	
			303 A	Presbyterian	53 76				303 H	Presbyterian	46 67	

Non-Div I Games: Columbia (SC) 76 59 Virginia-Lynchburg 92 55

Charleston So.

Loss, Non-Conf, S Site, H Home A Away N Neutral

Average RPI Win:	190	WON-LOST	WINNING	LAST 10	STRENGTH OF	OPP. STRENGTH	TEAM	ADJ.	CONF.	ADJ CONF.
Average RPI Loss:	89	RECORD	PCT. RANK	GAMES	SCHEDULE	OF SCHEDULE	RPI	RPI	RPI	RPI
DIV. I ONLY	20- 7	43	9-1	130	113	53	53	13	13	
DIV. I NON-CONF.	9- 2	37	0	158	49	50	50	16	16	
TOTALS	RPI 1-25	RPI 26-50	W-L RECORDS	RPI 51-100	RPI 101-150	RPI 150+				
20- 7	1- 1	0- 2	OVERALL	2- 2	4- 0	13- 2				
11- 2	1- 0	0- 1	HOME	1- 1	1- 0	8- 0				
7- 5	0- 1	0- 1	AWAY	0- 1	3- 0	4- 2				
2- 0	0- 0	0- 0	NEUTRAL	1- 0	0- 0	1- 0				
9- 2	0- 0	0- 1	NON-CONFERENCE	1- 1	3- 0	5- 0				
4- 1	0- 0	0- 0	HOME	0- 1	1- 0	3- 0				
3- 1	0- 0	0- 1	AWAY	0- 0	2- 0	1- 0				
2- 0	0- 0	0- 0	NEUTRAL	1- 0	0- 0	1- 0				
11- 5	1- 1	0- 1	CONFERENCE	1- 1	1- 0	8- 2				
7- 1	1- 0	0- 1	HOME	1- 0	0- 0	5- 0				
4- 4	0- 1	0- 0	AWAY	0- 1	1- 0	3- 2				
0- 0	0- 0	0- 0	NEUTRAL	0- 0	0- 0	0- 0				

RPI 1-25				RPI 26-50				RPI 51-100 Team's RPI: 53				RPI 101+			
RPI	S	Opponent	Score	RPI	S	Opponent	Score	RPI	S	Opponent	Score	RPI	S	Opponent	Score
23	A	Old Dominion	51 54	26	A	Kentucky	39 86	51	A	Middle Tenn.	59 83	116	A	Wake Forest	77 65
23	H	Old Dominion	63 59	32	H	Western Ky.	56 60	62	H	Rice	62 51	119	H	Richmond	78 59
								63	N	Boston College	84 68	126	A	UAB	83 75
								90	H	Fordham	51 76	131	A	Davidson	75 64
												165	N	Tulane	60 56
												174	H	Gardner-Webb	74 49
												178	H	Delaware	61 57
												191	A	Fla. Atlantic	44 65
												207	A	Southern Miss.	59 55
												207	H	Southern Miss.	63 59
												212	A	UTEP	76 82
												234	A	East Carolina	59 47
												243	H	Marshall	52 46
												250	H	North Texas	72 59
												275	H	Louisiana Tech	55 37
												302	A	FIU	64 50
												302	H	FIU	49 31
												313	A	UTSA	67 47
												315	H	UMES	64 44
LAST 10 Division I															
302	H	FIU	49 31	313	A	UTSA	67 47								
207	A	Southern Miss.	59 55	212	A	UTEP	76 82								
23	H	Old Dominion	63 59	207	H	Southern Miss.	63 59								
62	H	Rice	62 51	275	H	Louisiana Tech	55 37								
250	H	North Texas	72 59	302	A	FIU	64 50								

Non-Div I Games:

Charlotte

■ Loss, 
 ■ Non-Conf, 
 ■ S Site, 
 ■ H Home 
 ■ A Away 
 N Neutral

## Chattanooga

Through Games Of March 4, 2020

Average RPI Win:	235	WON-LOST	WINNING	LAST 10	STRENGTH OF	OPP. STRENGTH	TEAM	ADJ.	CONF.	ADJ CONF.
Average RPI Loss:	132	RECORD	PCT. RANK	GAMES	SCHEDULE	OF SCHEDULE	RPI	RPI	RPI	RPI
DIV. I ONLY	11- 17	238	7-3	97	209	192	192	27	27	
DIV. I NON-CONF.	1- 13	337	0	9	82	206	206	21	21	
TOTALS	RPI 1-25	RPI 26-50	W-L RECORDS	RPI 51-100	RPI 101-150	RPI 150+				
11- 17	0- 2	0- 3	OVERALL	1- 4	1- 2	9- 6				
6- 7	0- 0	0- 2	HOME	0- 1	1- 1	5- 3				
5- 10	0- 2	0- 1	AWAY	1- 3	0- 1	4- 3				
0- 0	0- 0	0- 0	NEUTRAL	0- 0	0- 0	0- 0				
1- 13	0- 2	0- 3	NON-CONFERENCE	1- 4	0- 1	0- 3				
0- 6	0- 0	0- 2	HOME	0- 1	0- 1	0- 2				
1- 7	0- 2	0- 1	AWAY	1- 3	0- 0	0- 1				
0- 0	0- 0	0- 0	NEUTRAL	0- 0	0- 0	0- 0				
10- 4	0- 0	0- 0	CONFERENCE	0- 0	1- 1	9- 3				
6- 1	0- 0	0- 0	HOME	0- 0	1- 0	5- 1				
4- 3	0- 0	0- 0	AWAY	0- 0	0- 1	4- 2				
0- 0	0- 0	0- 0	NEUTRAL	0- 0	0- 0	0- 0				

RPI 1-25				RPI 26-50				RPI 51-100				RPI 101+ Team's RPI: 192			
RPI	S	Opponent	Score	RPI	S	Opponent	Score	RPI	S	Opponent	Score	RPI	S	Opponent	Score
5	A	Louisville	37 86	43	H	Troy	51 90	52	A	Belmont	50 63	133	H	Hampton	55 84
21	A	NC State	38 74	44	H	Purdue	34 66	73	A	South Dakota St.	56 71	138	A	UNC Greensboro	41 49
				47	A	UT Martin	51 78	79	A	Cincinnati	53 72	138	H	UNC Greensboro	74 59
								89	H	Ohio	58 70	169	A	Samford	46 60
								99	A	Liberty	71 54	169	H	Samford	64 58
												171	H	Austin Peay	49 50
												198	A	Furman	69 63
												198	H	Furman	60 52
												226	H	Northern Colo.	42 59
												266	A	Wofford	51 49
												266	H	Wofford	80 76
												287	A	Eastern Ky.	65 71
												288	A	ETSU	91 82
												288	H	ETSU	69 65
												328	A	Mercer	48 55
												328	H	Mercer	58 52
												343	A	Western Caro.	59 52
												343	H	Western Caro.	53 61
LAST 10 Division I															
288	H	ETSU	69 65	343	H	Western Caro.	53 61								
169	H	Samford	64 58	138	H	UNC Greensboro	74 59								
328	H	Mercer	58 52	288	A	ETSU	91 82								
266	A	Wofford	51 49	328	A	Mercer	48 55								
198	A	Furman	69 63	169	A	Samford	46 60								

Non-Div I Games:

Chattanooga

■ Loss, 
 ■ Non-Conf, S Site, 
 ■ Home 
 ■ Away 
 N Neutral

## Chicago St.

## Through Games Of March 4, 2020

Average RPI Win:	251	WON-LOST	WINNING	LAST 10	STRENGTH OF	OPP. STRENGTH	TEAM	ADJ.	CONF.	ADJ CONF.
Average RPI Loss:	234	RECORD	PCT. RANK	GAMES	SCHEDULE	OF SCHEDULE	RPI	RPI	RPI	RPI
DIV. I ONLY	1- 26	350	1-9	303	323	349	349	31	31	
DIV. I NON-CONF.	0- 13	338	0	267	252	342	342	32	32	
TOTALS	RPI 1-25	RPI 26-50	W-L RECORDS	RPI 51-100	RPI 101-150	RPI 150+				
1- 26	0- 0	0- 1	OVERALL	0- 0	0- 4	1- 21				
0- 12	0- 0	0- 1	HOME	0- 0	0- 1	0- 10				
1- 13	0- 0	0- 0	AWAY	0- 0	0- 3	1- 10				
0- 1	0- 0	0- 0	NEUTRAL	0- 0	0- 0	0- 1				
0- 13	0- 0	0- 1	NON-CONFERENCE	0- 0	0- 4	0- 8				
0- 6	0- 0	0- 1	HOME	0- 0	0- 1	0- 4				
0- 6	0- 0	0- 0	AWAY	0- 0	0- 3	0- 3				
0- 1	0- 0	0- 0	NEUTRAL	0- 0	0- 0	0- 1				
1- 13	0- 0	0- 0	CONFERENCE	0- 0	0- 0	1- 13				
0- 6	0- 0	0- 0	HOME	0- 0	0- 0	0- 6				
1- 7	0- 0	0- 0	AWAY	0- 0	0- 0	1- 7				
0- 0	0- 0	0- 0	NEUTRAL	0- 0	0- 0	0- 0				

RPI 1-25			RPI 26-50			RPI 51-100			RPI 101+			Team's RPI: 349
RPI	S	Opponent	Score	RPI	S	Opponent	Score	RPI	S	Opponent	Score	
				27	H	Arizona	50 82					
								102	A	UT Arlington	53 84	
								117	H	Green Bay	46 102	
								136	A	Western Mich.	69 90	
								148	A	Valparaiso	49 95	
								157	H	Loyola Chicago	53 98	
								200	A	Illinois	66 96	
								205	H	Western Ill.	78 88	
								209	A	UMKC	57 73	
								209	H	UMKC	50 85	
								232	A	Nevada	60 80	
								239	A	Grand Canyon	49 69	
								239	H	Grand Canyon	57 68	
								249	N	UC Santa Barbara	65 96	
								251	A	CSU Bakersfield	60 58	
								251	H	CSU Bakersfield	51 58	
								285	H	Oakland	70 98	
								291	A	California Baptist	68 103	
								291	H	California Baptist	65 80	
								293	A	Utah Valley	58 89	
								296	A	UTRGV	68 77	
								296	H	UTRGV	67 87	
								308	A	Seattle U	51 80	
								311	A	New Mexico St.	56 80	
								311	H	New Mexico St.	60 73	
								332	A	Evansville	42 76	
								340	H	UIC	61 73	
LAST 10 Division I												
				209	H	UMKC	50 85					
				291	A	California Baptist	68 103					
				239	H	Grand Canyon	57 68					
				251	H	CSU Bakersfield	51 58					
				296	A	UTRGV	68 77					
				311	A	New Mexico St.	56 80					
				209	A	UMKC	57 73					
				291	H	California Baptist	65 80					
				251	A	CSU Bakersfield	60 58					
				239	A	Grand Canyon	49 69					

Non-Div I Games:

Chicago St.

■ Loss, 
 ■ Non-Conf, 
 ■ S Site, 
 ■ H Home 
 ■ A Away 
 N Neutral

Average RPI Win: <b>185</b>	WON-LOST	WINNING	LAST 10	STRENGTH OF	OPP. STRENGTH	TEAM	ADJ.	CONF.	ADJ CONF.
Average RPI Loss: <b>51</b>	RECORD	PCT. RANK	GAMES	SCHEDULE	OF SCHEDULE	RPI	RPI	RPI	RPI
DIV. I ONLY	20- 9	64	7-3	117	68	79	79	9	9
DIV. I NON-CONF.	9- 4	84	0	207	44	131	131	9	9
TOTALS	RPI 1-25	RPI 26-50	W-L RECORDS	RPI 51-100	RPI 101-150	RPI 150+			
20- 9	0- 4	1- 2	OVERALL	3- 2	2- 0	14- 1			
14- 3	0- 2	1- 0	HOME	2- 1	2- 0	9- 0			
6- 4	0- 1	0- 1	AWAY	1- 1	0- 0	5- 1			
0- 2	0- 1	0- 1	NEUTRAL	0- 0	0- 0	0- 0			
9- 4	0- 2	0- 1	NON-CONFERENCE	2- 1	1- 0	6- 0			
7- 2	0- 1	0- 0	HOME	1- 1	1- 0	5- 0			
2- 0	0- 0	0- 0	AWAY	1- 0	0- 0	1- 0			
0- 2	0- 1	0- 1	NEUTRAL	0- 0	0- 0	0- 0			
11- 5	0- 2	1- 1	CONFERENCE	1- 1	1- 0	8- 1			
7- 1	0- 1	1- 0	HOME	1- 0	1- 0	4- 0			
4- 4	0- 1	0- 1	AWAY	0- 1	0- 0	4- 1			
0- 0	0- 0	0- 0	NEUTRAL	0- 0	0- 0	0- 0			

RPI 1-25				RPI 26-50				RPI 51-100 Team's RPI: 79				RPI 101+			
RPI	S	Opponent	Score	RPI	S	Opponent	Score	RPI	S	Opponent	Score	RPI	S	Opponent	Score
6	A	UConn	50 <b>80</b>	37	A	UCF	42 <b>49</b>	69	A	South Fla.	68 <b>76</b>	112	H	Utah	68 62
6	H	UConn	58 <b>105</b>	37	H	UCF	81 64	69	H	South Fla.	60 55	114	H	Temple	86 81
12	N	Iowa	61 <b>69</b>	50	N	Bucknell	48 <b>56</b>	70	H	Ball St.	63 56	165	A	Tulane	59 <b>64</b>
22	H	Ohio St.	73 <b>78</b>					95	H	Saint Louis	50 <b>60</b>	165	H	Tulane	87 63
								98	A	VCU	58 56	170	A	Wichita St.	75 54
												192	H	Chattanooga	72 53
												202	A	Memphis	73 66
												211	A	Houston	74 65
												211	H	Houston	85 66
												220	A	SMU	73 58
												228	H	Miami (OH)	98 68
												234	H	East Carolina	76 53
												242	H	Alabama A&M	62 47
												244	H	Tulsa	78 53
												262	A	Xavier	85 78
												286	H	Pittsburgh	69 53
												333	H	Coppin St.	86 40
LAST 10 Division I															
234	H	East Carolina	76 53	37	A	UCF	42 <b>49</b>	244	H	Tulsa	78 53				
170	A	Wichita St.	75 54	220	A	SMU	73 58	69	H	South Fla.	60 55				
6	H	UConn	58 <b>105</b>	6	A	UConn	50 <b>80</b>								
165	H	Tulane	87 63												
211	A	Houston	74 65												

Non-Div I Games:

Cincinnati

■ Loss, 
■ Non-Conf, 
■ S Site, 
■ H Home 
■ A Away 
N Neutral

## Clemson

Through Games Of March 4, 2020

Average RPI Win:	213	WON-LOST	WINNING	LAST 10	STRENGTH OF	OPP. STRENGTH	TEAM	ADJ.	CONF.	ADJ CONF.
Average RPI Loss:	85	RECORD	PCT. RANK	GAMES	SCHEDULE	OF SCHEDULE	RPI	RPI	RPI	RPI
DIV. I ONLY	8- 22	306	1-9	62	64	218	218	5	5	
DIV. I NON-CONF.	4- 7	225	0	127	182	221	221	4	4	
TOTALS	RPI 1-25	RPI 26-50	W-L RECORDS	RPI 51-100	RPI 101-150	RPI 150+				
8- 22	1- 5	0- 3	OVERALL	0- 5	2- 6	5- 3				
4- 11	1- 3	0- 1	HOME	0- 3	0- 2	3- 2				
2- 10	0- 1	0- 2	AWAY	0- 2	1- 4	1- 1				
2- 1	0- 1	0- 0	NEUTRAL	0- 0	1- 0	1- 0				
4- 7	0- 3	0- 0	NON-CONFERENCE	0- 1	0- 0	4- 3				
2- 4	0- 1	0- 0	HOME	0- 1	0- 0	2- 2				
1- 2	0- 1	0- 0	AWAY	0- 0	0- 0	1- 1				
1- 1	0- 1	0- 0	NEUTRAL	0- 0	0- 0	1- 0				
4- 15	1- 2	0- 3	CONFERENCE	0- 4	2- 6	1- 0				
2- 7	1- 2	0- 1	HOME	0- 2	0- 2	1- 0				
1- 8	0- 0	0- 2	AWAY	0- 2	1- 4	0- 0				
1- 0	0- 0	0- 0	NEUTRAL	0- 0	1- 0	0- 0				

RPI S	Opponent	Score	RPI S	Opponent	Score	RPI S	Opponent	Score	RPI S	Opponent	Score	Team's RPI: 218
1	H South Carolina	48 84	33	A Virginia Tech	50 71	57	H Alabama	54 67	101	A Syracuse	46 59	
3	N Maryland	44 63	38	A Florida St.	54 81	58	A Virginia	54 70	110	A Miami (FL)	64 68	
5	H Louisville	50 75	38	H Florida St.	64 81	63	H Boston College	68 70	110	H Miami (FL)	48 63	
12	A Iowa	60 74				72	A Georgia Tech	47 49	110	N Miami (FL)	71 56	
21	H NC State	60 79				72	H Georgia Tech	44 56	113	A Notre Dame	71 55	
24	H Duke	62 58							116	A Wake Forest	58 63	
									116	H Wake Forest	52 66	
									146	A North Carolina	72 86	
									154	H N.C. A&T	74 82	
									198	H Furman	77 71	
									215	A Penn St.	55 68	
									286	H Pittsburgh	75 67	
									319	H Navy	52 65	
									320	H Alabama St.	76 43	
									324	N Alcorn	77 46	
									328	A Mercer	65 61	
LAST 10 Division I												
110	N Miami (FL)	71 56	116	H Wake Forest	52 66							
72	H Georgia Tech	44 56	63	H Boston College	68 70							
38	A Florida St.	54 81	58	A Virginia	54 70							
101	A Syracuse	46 59	146	A North Carolina	72 86							
110	H Miami (FL)	48 63	21	H NC State	60 79							

Non-Div I Games:

Clemson

■ Loss, 
 ■ Non-Conf, S Site, 
 ■ Home 
 ■ Away 
 N Neutral



Average RPI Win:	279	WON-LOST	WINNING	LAST 10	STRENGTH OF	OPP. STRENGTH	TEAM	ADJ.	CONF.	ADJ CONF.
Average RPI Loss:	175	RECORD	PCT. RANK	GAMES	SCHEDULE	OF SCHEDULE	RPI	RPI	RPI	RPI
DIV. I ONLY	18- 10	87	5-5	349	256	197	197	22	22	
DIV. I NON-CONF.	8- 1	26	0	351	267	179	179	22	22	
TOTALS	RPI 1-25	RPI 26-50	W-L RECORDS	RPI 51-100	RPI 101-150	RPI 150+				
18- 10	0- 0	0- 0	OVERALL	0- 2	0- 2	18- 6				
8- 3	0- 0	0- 0	HOME	0- 1	0- 1	8- 1				
10- 7	0- 0	0- 0	AWAY	0- 1	0- 1	10- 5				
0- 0	0- 0	0- 0	NEUTRAL	0- 0	0- 0	0- 0				
8- 1	0- 0	0- 0	NON-CONFERENCE	0- 0	0- 0	8- 1				
1- 0	0- 0	0- 0	HOME	0- 0	0- 0	1- 0				
7- 1	0- 0	0- 0	AWAY	0- 0	0- 0	7- 1				
0- 0	0- 0	0- 0	NEUTRAL	0- 0	0- 0	0- 0				
10- 9	0- 0	0- 0	CONFERENCE	0- 2	0- 2	10- 5				
7- 3	0- 0	0- 0	HOME	0- 1	0- 1	7- 1				
3- 6	0- 0	0- 0	AWAY	0- 1	0- 1	3- 4				
0- 0	0- 0	0- 0	NEUTRAL	0- 0	0- 0	0- 0				

RPI S	Opponent	Score	RPI S	Opponent	Score	RPI S	Opponent	Score	RPI S	Opponent	Score	Team's RPI: 197
						78	A IUPUI	48 58	117	A Green Bay	51 81	
						78	H IUPUI	53 78	117	H Green Bay	54 74	
									156	A Wright St.	62 78	
									156	H Wright St.	73 75	
									159	H Akron	66 62	
									181	A Northern Ky.	73 68	
									181	H Northern Ky.	66 62	
									216	A Milwaukee	57 61	
									216	H Milwaukee	58 49	
									238	A Bowling Green	62 89	
									259	A Youngstown St.	72 84	
									259	H Youngstown St.	60 52	
									259	H Youngstown St.	84 48	
									277	A Delaware St.	57 49	
									285	A Oakland	79 58	
									285	H Oakland	83 64	
									288	A ETSU	62 54	
									292	A St. Bonaventure	65 62	
									317	A Omaha	79 66	
									325	A Hofstra	61 51	
									331	A Detroit Mercy	59 70	
									331	H Detroit Mercy	68 63	
									335	A LIU Brooklyn	79 49	
									340	A UIC	83 43	
									340	H UIC	84 44	
									343	A Western Caro.	68 61	
LAST 10 Division I												
			259	H Youngstown St.	84 48		259	A Youngstown St.	72 84			
			216	A Milwaukee	57 61		156	H Wright St.	73 75			
			117	A Green Bay	51 81		181	H Northern Ky.	66 62			
			331	H Detroit Mercy	68 63		340	A UIC	83 43			
			285	H Oakland	83 64		78	A IUPUI	48 58			

Non-Div I Games: Davis &amp; Elkins 110 41 Lake Erie 95 49

Cleveland St.

■ Loss, 
■ Non-Conf, 
■ S Site, 
■ Home 
■ A Away 
N Neutral

## Coastal Caro.

## Through Games Of March 4, 2020

Average RPI Win:	241	WON-LOST	WINNING	LAST 10	STRENGTH OF	OPP. STRENGTH	TEAM	ADJ.	CONF.	ADJ CONF.
Average RPI Loss:	139	RECORD	PCT. RANK	GAMES	SCHEDULE	OF SCHEDULE	RPI	RPI	RPI	RPI
DIV. I ONLY	23- 3	12	10-0	309	263	83	83	21	21	
DIV. I NON-CONF.	8- 1	26	0	341	319	163	163	19	19	
TOTALS	RPI 1-25	RPI 26-50	W-L RECORDS	RPI 51-100	RPI 101-150	RPI 150+				
23- 3	0- 0	1- 1	OVERALL	0- 0	3- 1	19- 1				
12- 1	0- 0	1- 0	HOME	0- 0	2- 1	9- 0				
10- 2	0- 0	0- 1	AWAY	0- 0	1- 0	9- 1				
1- 0	0- 0	0- 0	NEUTRAL	0- 0	0- 0	1- 0				
8- 1	0- 0	0- 0	NON-CONFERENCE	0- 0	1- 1	7- 0				
4- 1	0- 0	0- 0	HOME	0- 0	1- 1	3- 0				
3- 0	0- 0	0- 0	AWAY	0- 0	0- 0	3- 0				
1- 0	0- 0	0- 0	NEUTRAL	0- 0	0- 0	1- 0				
15- 2	0- 0	1- 1	CONFERENCE	0- 0	2- 0	12- 1				
8- 0	0- 0	1- 0	HOME	0- 0	1- 0	6- 0				
7- 2	0- 0	0- 1	AWAY	0- 0	1- 0	6- 1				
0- 0	0- 0	0- 0	NEUTRAL	0- 0	0- 0	0- 0				

RPI S	Opponent	Score	RPI S	Opponent	Score	RPI S	Opponent	Score	RPI S	Opponent	Score
43	A Troy	77 84	43	H Troy	124 103				102	A UT Arlington	80 62
									102	H UT Arlington	62 56
									119	H Richmond	67 79
									138	H UNC Greensboro	63 54
									177	N Elon	76 65
									189	H Louisiana	83 74
									203	A Little Rock	68 48
									237	A South Alabama	71 62
									237	H South Alabama	76 73
									246	A Appalachian St.	80 53
									247	H George Mason	74 59
									252	A Texas St.	69 59
									252	H Texas St.	75 67
									255	A Arkansas St.	61 63
									266	A Wofford	78 73
									269	A UNCW	62 43
									299	A Ga. Southern	90 74
									299	H Ga. Southern	66 59
									312	A Georgia St.	66 50
									312	H Georgia St.	87 45
									327	H Ark.-Pine Bluff	76 69
									343	A Western Caro.	66 43
									348	H La.-Monroe	88 69
									350	H South Carolina St.	85 44

## LAST 10 Division I

189	H Louisiana	83 74	43	H Troy	124 103
348	H La.-Monroe	88 69	102	A UT Arlington	80 62
312	A Georgia St.	66 50	252	A Texas St.	69 59
299	A Ga. Southern	90 74	312	H Georgia St.	87 45
237	H South Alabama	76 73	299	H Ga. Southern	66 59

Non-Div I Games: UNC Pembroke 86 44 Wesleyan (GA) 132 32

Coastal Caro.

Loss, Non-Conf, S Site, H Home A Away N Neutral

Average RPI Win:	256	WON-LOST	WINNING	LAST 10	STRENGTH OF	OPP. STRENGTH	TEAM	ADJ.	CONF.	ADJ CONF.
Average RPI Loss:	159	RECORD	PCT. RANK	GAMES	SCHEDULE	OF SCHEDULE	RPI	RPI	RPI	RPI
DIV. I ONLY	12- 14	196	4-6	318	197	261	261	14	14	
DIV. I NON-CONF.	6- 4	123	0	344	340	265	265	13	13	
TOTALS	RPI 1-25	RPI 26-50	W-L RECORDS	RPI 51-100	RPI 101-150	RPI 150+				
12- 14	0- 0	1- 2	OVERALL	0- 0	1- 5	10- 7				
7- 6	0- 0	1- 1	HOME	0- 0	1- 2	5- 3				
5- 8	0- 0	0- 1	AWAY	0- 0	0- 3	5- 4				
0- 0	0- 0	0- 0	NEUTRAL	0- 0	0- 0	0- 0				
6- 4	0- 0	0- 0	NON-CONFERENCE	0- 0	0- 2	6- 2				
2- 2	0- 0	0- 0	HOME	0- 0	0- 1	2- 1				
4- 2	0- 0	0- 0	AWAY	0- 0	0- 1	4- 1				
0- 0	0- 0	0- 0	NEUTRAL	0- 0	0- 0	0- 0				
6- 10	0- 0	1- 2	CONFERENCE	0- 0	1- 3	4- 5				
5- 4	0- 0	1- 1	HOME	0- 0	1- 1	3- 2				
1- 6	0- 0	0- 1	AWAY	0- 0	0- 2	1- 3				
0- 0	0- 0	0- 0	NEUTRAL	0- 0	0- 0	0- 0				

RPI S	Opponent	Score	RPI S	Opponent	Score	RPI S	Opponent	Score	RPI S	Opponent	Score	Team's RPI: 261
36	A James Madison	50 81	36	H James Madison	53 87				107	A William & Mary	60 85	
40	H Drexel	73 59							107	H William & Mary	74 80	
									116	A Wake Forest	50 106	
									138	H UNC Greensboro	56 69	
									150	A Northeastern	68 72	
									150	H Northeastern	66 61	
									176	A High Point	79 70	
									177	A Elon	48 90	
									177	H Elon	57 85	
									178	H Delaware	84 73	
									184	A Towson	72 83	
									184	H Towson	62 79	
									247	H George Mason	61 72	
									265	A Winthrop	84 73	
									269	A UNCW	50 74	
									269	H UNCW	67 63	
									303	A Presbyterian	54 58	
									306	H N.C. Central	85 78	
									325	A Hofstra	63 60	
									325	H Hofstra	67 63	
									342	A Charleston So.	79 70	
									343	H Western Caro.	73 62	
									350	A South Carolina St.	76 55	
LAST 10 Division I												
150	H Northeastern	66 61	177	H Elon	57 85							
325	H Hofstra	67 63	107	H William & Mary	74 80							
269	A UNCW	50 74	325	A Hofstra	63 60							
184	A Towson	72 83	150	A Northeastern	68 72							
36	A James Madison	50 81	269	H UNCW	67 63							

Non-Div I Games: Coker 82 57

Col. of Charleston

■ Loss, 
 ■ Non-Conf, 
 ■ S Site, 
 ■ H Home 
 ■ A Away 
 N Neutral

## Colgate

Through Games Of March 4, 2020

Average RPI Win: <b>227</b>	WON-LOST	WINNING	LAST 10	STRENGTH OF	OPP. STRENGTH	TEAM	ADJ.	CONF.	ADJ CONF.
Average RPI Loss: <b>116</b>	RECORD	PCT. RANK	GAMES	SCHEDULE	OF SCHEDULE	RPI	RPI	RPI	RPI
DIV. I ONLY	<b>19- 10</b>	<b>80</b>	<b>5-5</b>	<b>205</b>	<b>161</b>	<b>108</b>	<b>108</b>	<b>16</b>	<b>16</b>
DIV. I NON-CONF.	<b>8- 3</b>	<b>68</b>	<b>0</b>	<b>222</b>	<b>189</b>	<b>82</b>	<b>82</b>	<b>15</b>	<b>15</b>
TOTALS	RPI 1-25	RPI 26-50	W-L RECORDS	RPI 51-100	RPI 101-150	RPI 150+			
19- 10	0- 1	0- 2	OVERALL	1- 2	4- 2	14- 3			
11- 3	0- 0	0- 1	HOME	1- 0	1- 2	9- 0			
8- 7	0- 1	0- 1	AWAY	0- 2	3- 0	5- 3			
0- 0	0- 0	0- 0	NEUTRAL	0- 0	0- 0	0- 0			
8- 3	0- 1	0- 0	NON-CONFERENCE	1- 2	0- 0	7- 0			
5- 0	0- 0	0- 0	HOME	1- 0	0- 0	4- 0			
3- 3	0- 1	0- 0	AWAY	0- 2	0- 0	3- 0			
0- 0	0- 0	0- 0	NEUTRAL	0- 0	0- 0	0- 0			
11- 7	0- 0	0- 2	CONFERENCE	0- 0	4- 2	7- 3			
6- 3	0- 0	0- 1	HOME	0- 0	1- 2	5- 0			
5- 4	0- 0	0- 1	AWAY	0- 0	3- 0	2- 3			
0- 0	0- 0	0- 0	NEUTRAL	0- 0	0- 0	0- 0			

RPI 1-25				RPI 26-50				RPI 51-100				RPI 101+				Team's RPI: 108	
RPI	S	Opponent	Score	RPI	S	Opponent	Score	RPI	S	Opponent	Score	RPI	S	Opponent	Score		
8	A	Northwestern	44 73	50	A	Bucknell	43 66	54	H	Yale	70 67	124	A	Lehigh	82 73		
				50	H	Bucknell	65 76	57	A	Alabama	52 72	124	H	Lehigh	70 86		
								95	A	Saint Louis	51 61	128	A	Holy Cross	80 69		
												128	H	Holy Cross	71 60		
												132	A	Boston U.	70 61		
												132	H	Boston U.	58 60		
												164	A	Lafayette	39 55		
												164	H	Lafayette	73 52		
												187	A	Cornell	62 58		
												199	A	American	61 63		
												199	H	American	63 62		
												217	H	UMass Lowell	73 51		
												268	A	Loyola Maryland	76 74		
												268	H	Loyola Maryland	79 70		
												279	A	Army West Point	67 81		
												279	H	Army West Point	100 93		
												281	H	Siena	88 51		
												282	H	Niagara	85 72		
												300	H	Wagner	74 58		
												319	A	Navy	65 53		
												319	H	Navy	80 55		
												329	A	NJIT	79 52		
												337	A	Canisius	90 69		
LAST 10 Division I																	
				124	H	Lehigh	70 86					268	H	Loyola Maryland	79 70		
				279	A	Army West Point	67 81					132	H	Boston U.	58 60		
				50	H	Bucknell	65 76					319	A	Navy	65 53		
				128	A	Holy Cross	80 69					128	H	Holy Cross	71 60		
				124	A	Lehigh	82 73					164	A	Lafayette	39 55		

Non-Div I Games:

Colgate

■ Loss, 
 ■ Non-Conf, S Site, 
 ■ Home 
 ■ Away 
 N Neutral

Colorado

Through Games Of March 4, 2020

Average RPI Win:	172	WON-LOST	WINNING	LAST 10	STRENGTH OF	OPP. STRENGTH	TEAM	ADJ.	CONF.	ADJ CONF.
Average RPI Loss:	41	RECORD	PCT. RANK	GAMES	SCHEDULE	OF SCHEDULE	RPI	RPI	RPI	RPI
DIV. I ONLY	16- 13	147	2-8	50	19	81	81	1	1	
DIV. I NON-CONF.	11- 0	1	0	286	184	49	49	2	2	
TOTALS	RPI 1-25	RPI 26-50	W-L RECORDS	RPI 51-100	RPI 101-150	RPI 150+				
16- 13	0- 8	1- 1	OVERALL	1- 1	6- 3	8- 0				
9- 6	0- 4	1- 1	HOME	1- 0	3- 1	4- 0				
6- 7	0- 4	0- 0	AWAY	0- 1	2- 2	4- 0				
1- 0	0- 0	0- 0	NEUTRAL	0- 0	1- 0	0- 0				
11- 0	0- 0	0- 0	NON-CONFERENCE	0- 0	3- 0	8- 0				
6- 0	0- 0	0- 0	HOME	0- 0	2- 0	4- 0				
4- 0	0- 0	0- 0	AWAY	0- 0	0- 0	4- 0				
1- 0	0- 0	0- 0	NEUTRAL	0- 0	1- 0	0- 0				
5- 13	0- 8	1- 1	CONFERENCE	1- 1	3- 3	0- 0				
3- 6	0- 4	1- 1	HOME	1- 0	1- 1	0- 0				
2- 7	0- 4	0- 0	AWAY	0- 1	2- 2	0- 0				
0- 0	0- 0	0- 0	NEUTRAL	0- 0	0- 0	0- 0				

RPI S Opponent	Score	RPI S Opponent	Score	RPI S Opponent	Score	RPI S Opponent	Score
2 A Oregon	46 104	27 H Arizona	50 38	82 A Southern California	55 66	103 A Washington St.	59 69
2 H Oregon	53 101	30 H Arizona St.	59 65	82 H Southern California	66 53	112 A Utah	80 70
7 A Stanford	68 76					112 H Utah	69 84
7 H Stanford	66 69					126 N UAB	77 69
13 A UCLA	52 62					127 A Washington	52 61
13 H UCLA	62 65					130 A California	62 50
17 A Oregon St.	60 72					130 H California	64 57
17 H Oregon St.	52 79					137 H Texas Southern	74 50
						143 H Wisconsin	74 57
						151 H Jacksonville	66 44
						162 A Wyoming	66 56
						165 A Tulane	62 52
						229 H Denver	96 70
						262 A Xavier	62 53
						273 H Indiana St.	59 46
						290 A Colorado St.	79 75
						329 H NJIT	80 57
LAST 10 Division I							
82 A Southern California	55 66	130 H California	64 57				
13 A UCLA	52 62	127 A Washington	52 61				
27 H Arizona	50 38	103 A Washington St.	59 69				
30 H Arizona St.	59 65	2 H Oregon	53 101				
7 H Stanford	66 69	17 H Oregon St.	52 79				

Non-Div I Games:

Colorado

Loss, Non-Conf, S Site, H Home A Away N Neutral

Colorado St.

Through Games Of March 4, 2020

Average RPI Win:	260	WON-LOST	WINNING	LAST 10	STRENGTH OF	OPP. STRENGTH	TEAM	ADJ.	CONF.	ADJ CONF.
Average RPI Loss:	170	RECORD	PCT. RANK	GAMES	SCHEDULE	OF SCHEDULE	RPI	RPI	RPI	RPI
DIV. I ONLY	10- 18	266	2-8	280	208	290	290	17	17	
DIV. I NON-CONF.	4- 5	195	0	308	271	277	277	20	20	
TOTALS	RPI 1-25	RPI 26-50	W-L RECORDS	RPI 51-100	RPI 101-150	RPI 150+				
10- 18	0- 0	0- 0	OVERALL	0- 5	0- 3	10- 10				
7- 7	0- 0	0- 0	HOME	0- 3	0- 1	7- 3				
3- 10	0- 0	0- 0	AWAY	0- 2	0- 2	3- 6				
0- 1	0- 0	0- 0	NEUTRAL	0- 0	0- 0	0- 1				
4- 5	0- 0	0- 0	NON-CONFERENCE	0- 2	0- 1	4- 2				
3- 2	0- 0	0- 0	HOME	0- 1	0- 0	3- 1				
1- 3	0- 0	0- 0	AWAY	0- 1	0- 1	1- 1				
0- 0	0- 0	0- 0	NEUTRAL	0- 0	0- 0	0- 0				
6- 13	0- 0	0- 0	CONFERENCE	0- 3	0- 2	6- 8				
4- 5	0- 0	0- 0	HOME	0- 2	0- 1	4- 2				
2- 7	0- 0	0- 0	AWAY	0- 1	0- 1	2- 5				
0- 1	0- 0	0- 0	NEUTRAL	0- 0	0- 0	0- 1				

RPI S	Opponent	Score	RPI S	Opponent	Score	RPI S	Opponent	Score	RPI S	Opponent	Score	Team's RPI: 290
						59	A Tennessee	41 79	120	A Idaho	54 61	
						65	A Fresno St.	53 55	149	A San Jose St.	64 69	
						65	H Fresno St.	61 79	149	H San Jose St.	53 58	
						81	H Colorado	75 79	162	A Wyoming	56 49	
						86	H Boise St.	69 72	162	H Wyoming	40 43	
									180	H Northern Ill.	75 80	
									221	A UNLV	52 56	
									221	H UNLV	60 56	
									226	A Northern Colo.	75 58	
									227	A New Mexico	62 73	
									232	A Nevada	63 74	
									232	H Nevada	75 70	
									241	A San Diego St.	49 59	
									241	H San Diego St.	61 64	
									244	A Tulsa	55 61	
									270	A Air Force	44 49	
									270	H Air Force	60 40	
									270	N Air Force	48 60	
									272	H Incarnate Word	75 47	
									278	A Utah St.	67 61	
									278	H Utah St.	56 55	
									305	H UC Riverside	52 40	
									351	H Mississippi Val.	65 46	
LAST 10 Division I												
			270	N Air Force	48 60		162	H Wyoming	40 43			
			270	A Air Force	44 49		278	A Utah St.	67 61			
			241	H San Diego St.	61 64		65	H Fresno St.	61 79			
			149	A San Jose St.	64 69		221	A UNLV	52 56			
			221	H UNLV	60 56		232	A Nevada	63 74			

Non-Div I Games: Western St. 56 47 Chadron St. 102 51

Colorado St.

Loss, Non-Conf, S Site, H Home A Away N Neutral

Average RPI Win: <b>194</b>	WON-LOST	WINNING	LAST 10	STRENGTH OF	OPP. STRENGTH	TEAM	ADJ.	CONF.	ADJ CONF.
Average RPI Loss: <b>138</b>	RECORD	PCT. RANK	GAMES	SCHEDULE	OF SCHEDULE	RPI	RPI	RPI	RPI
DIV. I ONLY	17- 8	67	7-3	244	110	106	106	7	7
DIV. I NON-CONF.	9- 4	84	0	329	203	178	178	8	8
TOTALS	RPI 1-25	RPI 26-50	W-L RECORDS	RPI 51-100	RPI 101-150	RPI 150+			
17- 8	0- 1	0- 0	OVERALL	2- 2	4- 2	11- 3			
10- 2	0- 0	0- 0	HOME	1- 1	2- 0	7- 1			
7- 6	0- 1	0- 0	AWAY	1- 1	2- 2	4- 2			
0- 0	0- 0	0- 0	NEUTRAL	0- 0	0- 0	0- 0			
9- 4	0- 0	0- 0	NON-CONFERENCE	1- 0	2- 2	6- 2			
6- 1	0- 0	0- 0	HOME	1- 0	1- 0	4- 1			
3- 3	0- 0	0- 0	AWAY	0- 0	1- 2	2- 1			
0- 0	0- 0	0- 0	NEUTRAL	0- 0	0- 0	0- 0			
8- 4	0- 1	0- 0	CONFERENCE	1- 2	2- 0	5- 1			
4- 1	0- 0	0- 0	HOME	0- 1	1- 0	3- 0			
4- 3	0- 1	0- 0	AWAY	1- 1	1- 0	2- 1			
0- 0	0- 0	0- 0	NEUTRAL	0- 0	0- 0	0- 0			

RPI 1-25				RPI 26-50				RPI 51-100				RPI 101+ Team's RPI: 106			
RPI	S	Opponent	Score	RPI	S	Opponent	Score	RPI	S	Opponent	Score	RPI	S	Opponent	Score
11	A	Princeton	55 <b>77</b>					54	A	Yale	74 65	115	A	Robert Morris	61 59
								54	H	Yale	60 <b>85</b>	118	A	Vanderbilt	51 <b>72</b>
								68	A	Penn	84 <b>86</b>	122	A	Buffalo	75 <b>82</b>
								90	H	Fordham	70 51	125	A	Harvard	62 57
												125	H	Harvard	89 64
												131	H	Davidson	63 60
												172	A	Dartmouth	62 50
												172	H	Dartmouth	73 63
												187	A	Cornell	77 <b>80</b>
												187	H	Cornell	76 66
												204	A	Brown	76 66
												204	H	Brown	74 60
												216	H	Milwaukee	74 46
												230	H	Saint Joseph's	57 <b>71</b>
												240	H	Georgetown	54 49
												279	A	Army West Point	71 62
												314	A	Albany (NY)	78 <b>82</b>
												328	H	Mercer	77 48
												329	H	NJIT	99 43
												334	A	Tennessee St.	75 65
LAST 10 Division I															
172	A	Dartmouth	62 50	172	H	Dartmouth	73 63								
125	A	Harvard	62 57	11	A	Princeton	55 <b>77</b>								
54	A	Yale	74 65	68	A	Penn	84 <b>86</b>								
204	A	Brown	76 66	204	H	Brown	74 60								
125	H	Harvard	89 64	54	H	Yale	60 <b>85</b>								

Non-Div I Games:

Columbia

■ Loss, 
 ■ Non-Conf, 
 ■ S Site, 
 ■ H Home 
 ■ A Away 
 N Neutral

Average RPI Win:	273	WON-LOST	WINNING	LAST 10	STRENGTH OF	OPP. STRENGTH	TEAM	ADJ.	CONF.	ADJ CONF.
Average RPI Loss:	200	RECORD	PCT. RANK	GAMES	SCHEDULE	OF SCHEDULE	RPI	RPI	RPI	RPI
DIV. I ONLY	3- 24	333	3-7	242	306	333	333	29	29	
DIV. I NON-CONF.	0- 12	338	0	119	173	319	319	29	29	
TOTALS	RPI 1-25	RPI 26-50	W-L RECORDS	RPI 51-100	RPI 101-150	RPI 150+				
3- 24	0- 0	0- 3	OVERALL	0- 3	0- 2	3- 16				
1- 9	0- 0	0- 0	HOME	0- 0	0- 0	1- 9				
2- 15	0- 0	0- 3	AWAY	0- 3	0- 2	2- 7				
0- 0	0- 0	0- 0	NEUTRAL	0- 0	0- 0	0- 0				
0- 12	0- 0	0- 3	NON-CONFERENCE	0- 3	0- 1	0- 5				
0- 2	0- 0	0- 0	HOME	0- 0	0- 0	0- 2				
0- 10	0- 0	0- 3	AWAY	0- 3	0- 1	0- 3				
0- 0	0- 0	0- 0	NEUTRAL	0- 0	0- 0	0- 0				
3- 12	0- 0	0- 0	CONFERENCE	0- 0	0- 1	3- 11				
1- 7	0- 0	0- 0	HOME	0- 0	0- 0	1- 7				
2- 5	0- 0	0- 0	AWAY	0- 0	0- 1	2- 4				
0- 0	0- 0	0- 0	NEUTRAL	0- 0	0- 0	0- 0				

RPI S	Opponent	Score	RPI S	Opponent	Score	RPI S	Opponent	Score	RPI S	Opponent	Score	Team's RPI: 333
29	A South Dakota	44 82	56	A West Virginia	47 82	104	A Bethune-Cookman	51 82				
42	A Rutgers	33 107	73	A South Dakota St.	41 94	147	A George Washington	35 54				
49	A Dayton	48 78	79	A Cincinnati	40 86	154	H N.C. A&T	38 84				
						155	A Norfolk St.	57 55				
						155	H Norfolk St.	48 85				
						195	A La Salle	46 79				
						243	A Marshall	47 60				
						245	A Morgan St.	42 68				
						245	H Morgan St.	42 47				
						264	A Howard	52 64				
						264	H Howard	54 66				
						277	A Delaware St.	55 72				
						277	H Delaware St.	65 72				
						282	H Niagara	67 82				
						295	A UMBC	48 71				
						306	H N.C. Central	44 58				
						315	H UMES	66 63				
						323	H Saint Peter's	57 82				
						341	A Florida A&M	48 58				
						350	A South Carolina St.	61 42				
						350	H South Carolina St.	60 71				
LAST 10 Division I												
245	A Morgan St.	42 68	306	H N.C. Central	44 58							
277	H Delaware St.	65 72	264	A Howard	52 64							
155	A Norfolk St.	57 55	277	A Delaware St.	55 72							
350	A South Carolina St.	61 42	264	H Howard	54 66							
315	H UMES	66 63	245	H Morgan St.	42 47							

Non-Div I Games:

Coppin St.

■ Loss, 
 ■ Non-Conf, 
 ■ S Site, 
 ■ Home 
 ■ A Away 
 N Neutral



Average RPI Win: <b>243</b>	WON-LOST	WINNING	LAST 10	STRENGTH OF	OPP. STRENGTH	TEAM	ADJ.	CONF.	ADJ CONF.
Average RPI Loss: <b>102</b>	RECORD	PCT. RANK	GAMES	SCHEDULE	OF SCHEDULE	RPI	RPI	RPI	RPI
DIV. I ONLY	<b>10- 14</b>	<b>225</b>	<b>2-8</b>	<b>131</b>	<b>140</b>	<b>187</b>	<b>187</b>	<b>7</b>	<b>7</b>
DIV. I NON-CONF.	<b>7- 5</b>	<b>131</b>	<b>0</b>	<b>229</b>	<b>268</b>	<b>172</b>	<b>172</b>	<b>8</b>	<b>8</b>
TOTALS	RPI 1-25	RPI 26-50	W-L RECORDS	RPI 51-100	RPI 101-150	RPI 150+			
10- 14	0- 2	0- 0	OVERALL	0- 4	2- 4	8- 4			
5- 6	0- 0	0- 0	HOME	0- 1	1- 3	4- 2			
5- 8	0- 2	0- 0	AWAY	0- 3	1- 1	4- 2			
0- 0	0- 0	0- 0	NEUTRAL	0- 0	0- 0	0- 0			
7- 5	0- 1	0- 0	NON-CONFERENCE	0- 1	0- 2	7- 1			
3- 3	0- 0	0- 0	HOME	0- 0	0- 2	3- 1			
4- 2	0- 1	0- 0	AWAY	0- 1	0- 0	4- 0			
0- 0	0- 0	0- 0	NEUTRAL	0- 0	0- 0	0- 0			
3- 9	0- 1	0- 0	CONFERENCE	0- 3	2- 2	1- 3			
2- 3	0- 0	0- 0	HOME	0- 1	1- 1	1- 1			
1- 6	0- 1	0- 0	AWAY	0- 2	1- 1	0- 2			
0- 0	0- 0	0- 0	NEUTRAL	0- 0	0- 0	0- 0			

RPI 1-25				RPI 26-50				RPI 51-100				RPI 101+ Team's RPI: 187			
RPI	S	Opponent	Score	RPI	S	Opponent	Score	RPI	S	Opponent	Score	RPI	S	Opponent	Score
11	A	Princeton	29 <b>60</b>					54	A	Yale	51 <b>65</b>	106	A	Columbia	66 <b>76</b>
19	A	TCU	49 <b>59</b>					54	H	Yale	67 <b>74</b>	106	H	Columbia	80 77
								56	A	West Virginia	62 <b>68</b>	108	H	Colgate	58 <b>62</b>
								68	A	Penn	41 <b>63</b>	123	H	Duquesne	62 <b>72</b>
												125	A	Harvard	55 47
												125	H	Harvard	58 <b>73</b>
												161	H	Binghamton	56 <b>59</b>
												172	A	Dartmouth	79 <b>82</b>
												172	H	Dartmouth	65 <b>67</b>
												204	A	Brown	73 <b>77</b>
												204	H	Brown	74 63
												217	A	UMass Lowell	70 56
												277	A	Delaware St.	77 51
												282	H	Niagara	82 59
												288	H	ETSU	71 43
												292	A	St. Bonaventure	70 42
												314	A	Albany (NY)	71 51
												329	H	NJIT	68 44
LAST 10 Division I															
125	A	Harvard	55 47	125	H	Harvard	58 <b>73</b>	68	A	Penn	41 <b>63</b>	11	A	Princeton	29 <b>60</b>
172	A	Dartmouth	79 <b>82</b>	54	A	Yale	51 <b>65</b>	54	H	Yale	67 <b>74</b>	204	H	Brown	74 63
204	A	Brown	73 <b>77</b>	172	H	Dartmouth	65 <b>67</b>								

Non-Div I Games:

Cornell

■ Loss, 
 ■ Non-Conf, 
 ■ S Site, 
 ■ H Home 
 ■ A Away 
 N Neutral

Creighton

Through Games Of March 4, 2020

Average RPI Win:	148	WON-LOST	WINNING	LAST 10	STRENGTH OF	OPP. STRENGTH	TEAM	ADJ.	CONF.	ADJ CONF.
Average RPI Loss:	53	RECORD	PCT. RANK	GAMES	SCHEDULE	OF SCHEDULE	RPI	RPI	RPI	RPI
DIV. I ONLY	19- 10	80	6-4	60	58	45	45	6	6	
DIV. I NON-CONF.	8- 3	68	0	43	32	19	19	6	6	
TOTALS	RPI 1-25	RPI 26-50	W-L RECORDS	RPI 51-100	RPI 101-150	RPI 150+				
19- 10	1- 2	1- 3	OVERALL	7- 5	1- 0	9- 0				
10- 3	0- 1	1- 0	HOME	4- 2	0- 0	5- 0				
7- 7	1- 1	0- 3	AWAY	2- 3	0- 0	4- 0				
2- 0	0- 0	0- 0	NEUTRAL	1- 0	1- 0	0- 0				
8- 3	0- 1	0- 2	NON-CONFERENCE	4- 0	1- 0	3- 0				
4- 0	0- 0	0- 0	HOME	2- 0	0- 0	2- 0				
2- 3	0- 1	0- 2	AWAY	1- 0	0- 0	1- 0				
2- 0	0- 0	0- 0	NEUTRAL	1- 0	1- 0	0- 0				
11- 7	1- 1	1- 1	CONFERENCE	3- 5	0- 0	6- 0				
6- 3	0- 1	1- 0	HOME	2- 2	0- 0	3- 0				
5- 4	1- 0	0- 1	AWAY	1- 3	0- 0	3- 0				
0- 0	0- 0	0- 0	NEUTRAL	0- 0	0- 0	0- 0				

RPI 1-25				RPI 26-50				Team's RPI: 45	RPI 51-100				RPI 101+			
RPI	S	Opponent	Score	RPI	S	Opponent	Score		RPI	S	Opponent	Score	RPI	S	Opponent	Score
20	A	DePaul	63 61	28	A	Marquette	50 52		56	N	West Virginia	82 75	114	N	Temple	69 59
20	H	DePaul	71 74	28	H	Marquette	72 62		64	A	St. John's (NY)	58 63	170	H	Wichita St.	56 46
25	A	Drake	53 63	29	A	South Dakota	65 72		64	H	St. John's (NY)	70 77	186	A	Providence	77 68
				30	A	Arizona St.	55 70		73	H	South Dakota St.	61 48	186	H	Providence	72 63
									75	A	Villanova	58 42	240	A	Georgetown	65 56
									75	H	Villanova	67 47	240	H	Georgetown	95 78
									76	H	UNI	57 54	262	A	Xavier	76 62
									77	A	Seton Hall	70 82	262	H	Xavier	62 55
									77	H	Seton Hall	78 66	267	H	North Dakota St.	70 59
									88	A	Nebraska	79 74	317	A	Omaha	67 54
									96	A	Butler	61 76				
									96	H	Butler	67 73				
LAST 10 Division I																
240	H	Georgetown	95 78	64	H	St. John's (NY)	70 77									
75	H	Villanova	67 47	186	A	Providence	77 68									
262	A	Xavier	76 62	28	A	Marquette	50 52									
96	A	Butler	61 76	20	A	DePaul	63 61									
77	H	Seton Hall	78 66	96	H	Butler	67 73									

Non-Div I Games:

Creighton

Loss, Non-Conf, S Site, H Home A Away N Neutral

Average RPI Win: <b>208</b>	WON-LOST	WINNING	LAST 10	STRENGTH OF	OPP. STRENGTH	TEAM	ADJ.	CONF.	ADJ CONF.
Average RPI Loss: <b>118</b>	RECORD	PCT. RANK	GAMES	SCHEDULE	OF SCHEDULE	RPI	RPI	RPI	RPI
DIV. I ONLY	9- 16	261	2-8	46	163	172	172	7	7
DIV. I NON-CONF.	6- 7	182	0	146	287	157	157	8	8
TOTALS	RPI 1-25	RPI 26-50	W-L RECORDS	RPI 51-100	RPI 101-150	RPI 150+			
9- 16	0- 3	0- 0	OVERALL	0- 3	1- 5	8- 5			
6- 6	0- 1	0- 0	HOME	0- 2	1- 1	5- 2			
3- 10	0- 2	0- 0	AWAY	0- 1	0- 4	3- 3			
0- 0	0- 0	0- 0	NEUTRAL	0- 0	0- 0	0- 0			
6- 7	0- 1	0- 0	NON-CONFERENCE	0- 0	0- 2	6- 4			
4- 1	0- 0	0- 0	HOME	0- 0	0- 0	4- 1			
2- 6	0- 1	0- 0	AWAY	0- 0	0- 2	2- 3			
0- 0	0- 0	0- 0	NEUTRAL	0- 0	0- 0	0- 0			
3- 9	0- 2	0- 0	CONFERENCE	0- 3	1- 3	2- 1			
2- 5	0- 1	0- 0	HOME	0- 2	1- 1	1- 1			
1- 4	0- 1	0- 0	AWAY	0- 1	0- 2	1- 0			
0- 0	0- 0	0- 0	NEUTRAL	0- 0	0- 0	0- 0			

RPI 1-25				RPI 26-50				RPI 51-100				RPI 101+ Team's RPI: 172			
RPI	S	Opponent	Score	RPI	S	Opponent	Score	RPI	S	Opponent	Score	RPI	S	Opponent	Score
8	A	Northwestern	37 <b>79</b>					54	H	Yale	47 <b>67</b>	106	A	Columbia	63 <b>73</b>
11	A	Princeton	55 <b>87</b>					68	A	Penn	31 <b>67</b>	106	H	Columbia	50 <b>62</b>
11	H	Princeton	34 <b>66</b>					68	H	Penn	33 <b>66</b>	122	A	Buffalo	49 <b>73</b>
												125	A	Harvard	49 <b>64</b>
												125	H	Harvard	63 62
												132	A	Boston U.	56 <b>74</b>
												157	A	Loyola Chicago	40 <b>61</b>
												168	H	Maine	57 41
												182	H	Merrimack	57 52
												187	A	Cornell	67 65
												187	H	Cornell	82 79
												188	A	Manhattan	58 <b>70</b>
												204	H	Brown	71 <b>83</b>
												217	A	UMass Lowell	62 51
												233	A	Fairfield	52 51
												252	H	Texas St.	51 <b>61</b>
												263	H	New Hampshire	66 47
												268	A	Loyola Maryland	56 <b>72</b>
												307	H	Vermont	72 55
LAST 10 Division I															
106	H	Columbia	50 <b>62</b>	106	A	Columbia	63 <b>73</b>								
187	H	Cornell	82 79	54	H	Yale	47 <b>67</b>								
11	A	Princeton	55 <b>87</b>	204	H	Brown	71 <b>83</b>								
68	A	Penn	31 <b>67</b>	68	H	Penn	33 <b>66</b>								
187	A	Cornell	67 65	11	H	Princeton	34 <b>66</b>								

Non-Div I Games:

Dartmouth

■ Loss, 
■ Non-Conf, 
■ S Site, 
■ H Home 
■ A Away 
N Neutral

## Davidson

Through Games Of March 4, 2020

Average RPI Win:	203	WON-LOST	WINNING	LAST 10	STRENGTH OF	OPP. STRENGTH	TEAM	ADJ.	CONF.	ADJ CONF.
Average RPI Loss:	111	RECORD	PCT. RANK	GAMES	SCHEDULE	OF SCHEDULE	RPI	RPI	RPI	RPI
DIV. I ONLY	15- 14	163	3-7	120	131	131	131	12	12	
DIV. I NON-CONF.	6- 6	164	0	153	152	117	117	12	12	
TOTALS	RPI 1-25	RPI 26-50	W-L RECORDS	RPI 51-100	RPI 101-150	RPI 150+				
15- 14	0- 1	0- 3	OVERALL	2- 3	2- 5	11- 2				
7- 5	0- 0	0- 1	HOME	1- 2	2- 1	4- 1				
7- 9	0- 1	0- 2	AWAY	1- 1	0- 4	6- 1				
1- 0	0- 0	0- 0	NEUTRAL	0- 0	0- 0	1- 0				
6- 6	0- 1	0- 2	NON-CONFERENCE	0- 1	0- 2	6- 0				
2- 1	0- 0	0- 0	HOME	0- 1	0- 0	2- 0				
3- 5	0- 1	0- 2	AWAY	0- 0	0- 2	3- 0				
1- 0	0- 0	0- 0	NEUTRAL	0- 0	0- 0	1- 0				
9- 8	0- 0	0- 1	CONFERENCE	2- 2	2- 3	5- 2				
5- 4	0- 0	0- 1	HOME	1- 1	2- 1	2- 1				
4- 4	0- 0	0- 0	AWAY	1- 1	0- 2	3- 1				
0- 0	0- 0	0- 0	NEUTRAL	0- 0	0- 0	0- 0				

RPI	S	Opponent	Score	RPI	S	Opponent	Score	RPI	S	Opponent	Score	RPI	S	Opponent	Score	Team's RPI: 131
24	A	Duke	52 82	33	A	Virginia Tech	68 88	53	H	Charlotte	64 75	106	A	Columbia	60 63	
				40	A	Drexel	63 74	90	A	Fordham	46 47	119	A	Richmond	57 69	
				49	H	Dayton	49 55	90	H	Fordham	74 62	123	H	Duquesne	79 76	
								95	A	Saint Louis	65 58	134	A	Florida	50 55	
								98	H	VCU	51 55	145	A	Massachusetts	48 61	
												145	H	Massachusetts	62 70	
												147	H	George Washington	62 55	
												176	A	High Point	73 63	
												195	A	La Salle	70 61	
												195	H	La Salle	67 63	
												209	A	UMKC	74 64	
												213	A	Rhode Island	77 70	
												213	H	Rhode Island	79 67	
												230	H	Saint Joseph's	54 63	
												240	H	Georgetown	66 52	
												247	A	George Mason	76 69	
												276	N	UC Irvine	78 72	
												288	A	ETSU	75 60	
												292	A	St. Bonaventure	56 68	
												343	H	Western Caro.	101 51	
LAST 10 Division I																
195	H	La Salle	67 63	123	H	Duquesne	79 76									
98	H	VCU	51 55	90	A	Fordham	46 47									
195	A	La Salle	70 61	292	A	St. Bonaventure	56 68									
145	A	Massachusetts	48 61	49	H	Dayton	49 55									
230	H	Saint Joseph's	54 63	145	H	Massachusetts	62 70									

Non-Div I Games: Newberry

75 46

Davidson

■ Loss, 
 ■ Non-Conf, 
 ■ S Site, 
 ■ H Home 
 ■ A Away 
 N Neutral

Average RPI Win:	179	WON-LOST	WINNING	LAST 10	STRENGTH OF	OPP. STRENGTH	TEAM	ADJ.	CONF.	ADJ CONF.
Average RPI Loss:	59	RECORD	PCT. RANK	GAMES	SCHEDULE	OF SCHEDULE	RPI	RPI	RPI	RPI
DIV. I ONLY	22- 8	48	9-1	102	79	49	49	12	12	
DIV. I NON-CONF.	7- 7	164	0	122	11	131	131	12	12	
TOTALS	RPI 1-25	RPI 26-50	W-L RECORDS	RPI 51-100	RPI 101-150	RPI 150+				
22- 8	0- 4	0- 0	OVERALL	4- 1	7- 3	11- 0				
11- 2	0- 2	0- 0	HOME	3- 0	2- 0	6- 0				
9- 3	0- 1	0- 0	AWAY	1- 1	5- 1	3- 0				
2- 3	0- 1	0- 0	NEUTRAL	0- 0	0- 2	2- 0				
7- 7	0- 4	0- 0	NON-CONFERENCE	0- 0	1- 3	6- 0				
3- 2	0- 2	0- 0	HOME	0- 0	0- 0	3- 0				
2- 2	0- 1	0- 0	AWAY	0- 0	1- 1	1- 0				
2- 3	0- 1	0- 0	NEUTRAL	0- 0	0- 2	2- 0				
15- 1	0- 0	0- 0	CONFERENCE	4- 1	6- 0	5- 0				
8- 0	0- 0	0- 0	HOME	3- 0	2- 0	3- 0				
7- 1	0- 0	0- 0	AWAY	1- 1	4- 0	2- 0				
0- 0	0- 0	0- 0	NEUTRAL	0- 0	0- 0	0- 0				

RPI	S	Opponent	Score	RPI	S	Opponent	Score	Team's RPI: 49	RPI	S	Opponent	Score	RPI	S	Opponent	Score
1	H	South Carolina	49 75						90	A	Fordham	38 50	105	N	Auburn	74 76
6	H	UConn	37 75						90	H	Fordham	48 44	116	N	Wake Forest	59 78
10	N	Gonzaga	65 76						95	A	Saint Louis	78 66	119	A	Richmond	65 51
18	A	Central Mich.	80 81						95	H	Saint Louis	48 47	122	A	Buffalo	59 67
									98	H	VCU	72 67	123	H	Duquesne	54 41
													131	A	Davidson	55 49
													145	A	Massachusetts	52 51
													147	A	George Washington	66 50
													147	H	George Washington	50 44
													150	A	Northeastern	71 60
													160	A	Toledo	60 42
													168	N	Maine	78 49
													195	A	La Salle	98 58
													213	H	Rhode Island	71 60
													230	A	Saint Joseph's	59 44
													234	N	East Carolina	94 68
													247	H	George Mason	59 55
													256	H	Lipscomb	82 60
													280	H	Morehead St.	58 41
													292	H	St. Bonaventure	78 51
													333	H	Coppin St.	78 48
LAST 10 Division I																
95	A	Saint Louis	78 66	145	A	Massachusetts	52 51									
292	H	St. Bonaventure	78 51	213	H	Rhode Island	71 60									
90	A	Fordham	38 50	131	A	Davidson	55 49									
147	H	George Washington	50 44	230	A	Saint Joseph's	59 44									
98	H	VCU	72 67	90	H	Fordham	48 44									

Non-Div I Games:

Dayton

■ Loss, 
 ■ Non-Conf, S Site, 
 ■ Home 
 ■ Away 
 N Neutral

DePaul				Through Games Of March 4, 2020							
Average RPI Win: 142		WON-LOST	WINNING	LAST 10	STRENGTH OF	OPP. STRENGTH	TEAM	ADJ.	CONF.	ADJ CONF.	
Average RPI Loss: 34		RECORD	PCT. RANK	GAMES	SCHEDULE	OF SCHEDULE	RPI	RPI	RPI	RPI	
DIV. I ONLY		25- 5	22	7-3	68	63	20	20	6	6	
DIV. I NON-CONF.		10- 2	29	0	48	39	18	18	6	6	
<hr/>											
TOTALS		RPI 1-25	RPI 26-50	W-L RECORDS	RPI 51-100	RPI 101-150	RPI 150+				
25- 5	1- 2	3- 2	OVERALL	7- 1	3- 0	11- 0					
14- 2	0- 1	2- 1	HOME	4- 0	1- 0	7- 0					
11- 3	1- 1	1- 1	AWAY	3- 1	2- 0	4- 0					
0- 0	0- 0	0- 0	NEUTRAL	0- 0	0- 0	0- 0					
10- 2	1- 2	1- 0	NON-CONFERENCE	0- 0	3- 0	5- 0					
6- 1	0- 1	1- 0	HOME	0- 0	1- 0	4- 0					
4- 1	1- 1	0- 0	AWAY	0- 0	2- 0	1- 0					
0- 0	0- 0	0- 0	NEUTRAL	0- 0	0- 0	0- 0					
15- 3	0- 0	2- 2	CONFERENCE	7- 1	0- 0	6- 0					
8- 1	0- 0	1- 1	HOME	4- 0	0- 0	3- 0					
7- 2	0- 0	1- 1	AWAY	3- 1	0- 0	3- 0					
0- 0	0- 0	0- 0	NEUTRAL	0- 0	0- 0	0- 0					
<hr/>											
RPI 1-25		Team's RPI: 20	RPI 26-50		RPI 51-100		RPI 101+				
RPI	S	Opponent	Score	RPI	S	Opponent	Score	RPI	S	Opponent	Score
6	H	UConn	74 84	28	A	Marquette	83 90	64	A	St. John's (NY)	71 65
8	A	Northwestern	70 68	28	H	Marquette	89 71	64	H	St. John's (NY)	74 69
17	A	Oregon St.	77 98	40	H	Drexel	81 57	75	A	Villanova	58 76
				45	A	Creighton	74 71	75	H	Villanova	85 69
				45	H	Creighton	61 63	77	A	Seton Hall	86 76
								77	H	Seton Hall	85 68
								96	A	Butler	80 65
								96	H	Butler	89 60
<hr/>											
LAST 10 Division I											
				28	A	Marquette	83 90	77	A	Seton Hall	86 76
				75	A	Villanova	58 76	64	A	St. John's (NY)	71 65
				240	A	Georgetown	87 69	186	H	Providence	93 71
				262	H	Xavier	97 65	45	H	Creighton	61 63
				96	H	Butler	89 60	240	H	Georgetown	92 66

Non-Div I Games:

DePaul

Delaware

Through Games Of March 4, 2020

Average RPI Win:	212	WON-LOST	WINNING	LAST 10	STRENGTH OF	OPP. STRENGTH	TEAM	ADJ.	CONF.	ADJ CONF.
Average RPI Loss:	123	RECORD	PCT. RANK	GAMES	SCHEDULE	OF SCHEDULE	RPI	RPI	RPI	RPI
DIV. I ONLY	10- 17	253	5-5	86	143	178	178	14	14	
DIV. I NON-CONF.	4- 7	225	0	72	143	150	150	13	13	
TOTALS	RPI 1-25	RPI 26-50	W-L RECORDS	RPI 51-100	RPI 101-150	RPI 150+				
10- 17	0- 1	0- 5	OVERALL	0- 1	2- 4	8- 6				
4- 7	0- 0	0- 2	HOME	0- 0	0- 3	4- 2				
5- 10	0- 1	0- 3	AWAY	0- 1	2- 1	3- 4				
1- 0	0- 0	0- 0	NEUTRAL	0- 0	0- 0	1- 0				
4- 7	0- 1	0- 1	NON-CONFERENCE	0- 1	1- 1	3- 3				
1- 3	0- 0	0- 0	HOME	0- 0	0- 1	1- 2				
2- 4	0- 1	0- 1	AWAY	0- 1	1- 0	1- 1				
1- 0	0- 0	0- 0	NEUTRAL	0- 0	0- 0	1- 0				
6- 10	0- 0	0- 4	CONFERENCE	0- 0	1- 3	5- 3				
3- 4	0- 0	0- 2	HOME	0- 0	0- 2	3- 0				
3- 6	0- 0	0- 2	AWAY	0- 0	1- 1	2- 3				
0- 0	0- 0	0- 0	NEUTRAL	0- 0	0- 0	0- 0				

RPI 1-25				RPI 26-50				RPI 51-100				RPI 101+ Team's RPI: 178			
RPI	S	Opponent	Score	RPI	S	Opponent	Score	RPI	S	Opponent	Score	RPI	S	Opponent	Score
3	A	Maryland	55 99	36	A	James Madison	64 69	53	A	Charlotte	57 61	107	A	William & Mary	58 68
				36	H	James Madison	39 60					107	H	William & Mary	60 78
				37	A	UCF	49 75					115	A	Robert Morris	73 62
				40	A	Drexel	59 63					147	H	George Washington	49 63
				40	H	Drexel	32 52					150	A	Northeastern	81 69
												150	H	Northeastern	62 72
												168	H	Maine	56 69
												174	A	Gardner-Webb	65 67
												177	A	Elon	65 56
												177	H	Elon	73 60
												184	A	Towson	66 76
												184	H	Towson	69 62
												193	N	Santa Clara	81 80
												222	A	Cal St. Fullerton	72 55
												247	H	George Mason	63 44
												261	A	Col. of Charleston	73 84
												269	A	UNCW	65 71
												277	H	Delaware St.	64 67
												325	A	Hofstra	77 67
												325	H	Hofstra	80 59
LAST 10 Division I															
				36	A	James Madison	64 69	325	A	Hofstra	77 67				
				184	A	Towson	66 76	150	A	Northeastern	81 69				
				107	H	William & Mary	60 78	184	H	Towson	69 62				
				177	H	Elon	73 60	36	H	James Madison	39 60				
				40	H	Drexel	32 52	177	A	Elon	65 56				

Non-Div I Games:

Delaware

Loss, Non-Conf, S Site, H Home A Away N Neutral

Average RPI Win: 303		WON-LOST	WINNING	LAST 10	STRENGTH OF	OPP. STRENGTH	TEAM	ADJ.	CONF.	ADJ CONF.
Average RPI Loss: 158		RECORD	PCT. RANK	GAMES	SCHEDULE	OF SCHEDULE	RPI	RPI	RPI	RPI
DIV. I ONLY		10- 16	245	5-5	216	343	277	277	29	29
DIV. I NON-CONF.		2- 9	304	0	47	328	255	255	29	29
TOTALS	RPI 1-25	RPI 26-50		W-L RECORDS		RPI 51-100	RPI 101-150	RPI 150+		
10- 16	0- 0	0- 1		OVERALL		0- 2	0- 3	10- 10		
6- 9	0- 0	0- 0		HOME		0- 1	0- 3	6- 5		
4- 7	0- 0	0- 1		AWAY		0- 1	0- 0	4- 5		
0- 0	0- 0	0- 0		NEUTRAL		0- 0	0- 0	0- 0		
2- 9	0- 0	0- 1		NON-CONFERENCE		0- 2	0- 2	2- 4		
1- 6	0- 0	0- 0		HOME		0- 1	0- 2	1- 3		
1- 3	0- 0	0- 1		AWAY		0- 1	0- 0	1- 1		
0- 0	0- 0	0- 0		NEUTRAL		0- 0	0- 0	0- 0		
8- 7	0- 0	0- 0		CONFERENCE		0- 0	0- 1	8- 6		
5- 3	0- 0	0- 0		HOME		0- 0	0- 1	5- 2		
3- 4	0- 0	0- 0		AWAY		0- 0	0- 0	3- 4		
0- 0	0- 0	0- 0		NEUTRAL		0- 0	0- 0	0- 0		

[illegible]

Non-Div I Games:	Post	67	41	Georgian Court	69	48
------------------	------	----	----	----------------	----	----

Delaware St.

Loss, Non-Conf, S Site, H Home A Away N Neutral



Denver

Average RPI Win: **246**  
Average RPI Loss: **174**

WON-LOST  
RECORD

WINNING  
PCT. RANK

LAST 10  
GAMES

Through Games Of March 4, 2020

STRENGTH OF  
SCHEDULE

OPP. STRENGTH  
OF SCHEDULE

TEAM  
RPI

ADJ.  
RPI

CONF.  
RPI

ADJ CONF.  
RPI

DIV. I ONLY	14- 14	170	7-3	255	249	229	229	19	19
DIV. I NON-CONF.	5- 7	205	0	227	321	278	278	18	18
TOTALS	RPI 1-25	RPI 26-50	W-L RECORDS	RPI 51-100	RPI 101-150	RPI 150+			
14- 14	0- 0	0- 2	OVERALL	1- 2	0- 1	13- 9			
10- 5	0- 0	0- 1	HOME	0- 1	0- 0	10- 3			
4- 7	0- 0	0- 1	AWAY	1- 1	0- 0	3- 5			
0- 2	0- 0	0- 0	NEUTRAL	0- 0	0- 1	0- 1			
5- 7	0- 0	0- 0	NON-CONFERENCE	0- 1	0- 1	5- 5			
5- 2	0- 0	0- 0	HOME	0- 0	0- 0	5- 2			
0- 3	0- 0	0- 0	AWAY	0- 1	0- 0	0- 2			
0- 2	0- 0	0- 0	NEUTRAL	0- 0	0- 1	0- 1			
9- 7	0- 0	0- 2	CONFERENCE	1- 1	0- 0	8- 4			
5- 3	0- 0	0- 1	HOME	0- 1	0- 0	5- 1			
4- 4	0- 0	0- 1	AWAY	1- 0	0- 0	3- 3			
0- 0	0- 0	0- 0	NEUTRAL	0- 0	0- 0	0- 0			

RPI S	Opponent	Score	RPI S	Opponent	Score	RPI S	Opponent	Score	RPI S	Opponent	Score	Team's RPI: 229
29	A South Dakota	61 <b>104</b>	29	H South Dakota	60 <b>92</b>	73	A South Dakota St.	72 62	136	N Western Mich.	70 <b>79</b>	
						73	H South Dakota St.	79 <b>86</b>	159	N Akron	72 <b>88</b>	
						81	A Colorado	70 <b>96</b>	162	H Wyoming	71 57	
									185	H Southern Utah	81 73	
									205	A Western Ill.	75 <b>82</b>	
									205	H Western Ill.	84 78	
									209	A UMKC	79 <b>83</b>	
									214	A Oral Roberts	72 <b>84</b>	
									214	H Oral Roberts	91 79	
									219	A North Dakota	91 81	
									219	H North Dakota	82 <b>90</b>	
									226	H Northern Colo.	74 55	
									242	H Alabama A&M	83 <b>86</b>	
									260	A Lamar University	59 <b>71</b>	
									267	A North Dakota St.	80 <b>85</b>	
									267	H North Dakota St.	91 82	
									276	H UC Irvine	83 75	
									310	H Cal Poly	96 66	
									311	H New Mexico St.	75 <b>78</b>	
									317	A Omaha	86 80	
									317	H Omaha	66 60	
									339	A Purdue Fort Wayne	85 67	
									339	H Purdue Fort Wayne	83 57	
LAST 10 Division I												
205	H Western Ill.	84 78	339	H Purdue Fort Wayne	83 57							
339	A Purdue Fort Wayne	85 67	29	H South Dakota	60 <b>92</b>							
214	H Oral Roberts	91 79	214	A Oral Roberts	72 <b>84</b>							
317	A Omaha	86 80	267	A North Dakota St.	80 <b>85</b>							
73	A South Dakota St.	72 62	219	A North Dakota	91 81							

Non-Div I Games: Colo. Christian 89 49

Denver

Loss, Non-Conf, S Site, H Home A Away N Neutral

Detroit Mercy

Through Games Of March 4, 2020

Average RPI Win:	292	WON-LOST	WINNING	LAST 10	STRENGTH OF	OPP. STRENGTH	TEAM	ADJ.	CONF.	ADJ CONF.
Average RPI Loss:	180	RECORD	PCT. RANK	GAMES	SCHEDULE	OF SCHEDULE	RPI	RPI	RPI	RPI
DIV. I ONLY	3- 27	344	1-9	202	278	331	331	22	22	
DIV. I NON-CONF.	0- 11	338	0	195	238	335	335	22	22	
TOTALS	RPI 1-25	RPI 26-50	W-L RECORDS	RPI 51-100	RPI 101-150	RPI 150+				
3- 27	0- 0	0- 0	OVERALL	0- 4	0- 4	3- 19				
2- 12	0- 0	0- 0	HOME	0- 1	0- 2	2- 9				
1- 13	0- 0	0- 0	AWAY	0- 3	0- 2	1- 8				
0- 2	0- 0	0- 0	NEUTRAL	0- 0	0- 0	0- 2				
0- 11	0- 0	0- 0	NON-CONFERENCE	0- 2	0- 2	0- 7				
0- 5	0- 0	0- 0	HOME	0- 0	0- 1	0- 4				
0- 4	0- 0	0- 0	AWAY	0- 2	0- 1	0- 1				
0- 2	0- 0	0- 0	NEUTRAL	0- 0	0- 0	0- 2				
3- 16	0- 0	0- 0	CONFERENCE	0- 2	0- 2	3- 12				
2- 7	0- 0	0- 0	HOME	0- 1	0- 1	2- 5				
1- 9	0- 0	0- 0	AWAY	0- 1	0- 1	1- 7				
0- 0	0- 0	0- 0	NEUTRAL	0- 0	0- 0	0- 0				

RPI S	Opponent	Score	RPI S	Opponent	Score	RPI S	Opponent	Score	RPI S	Opponent	Score	Team's RPI: 331
						78	A IUPUI	45 82	117	A Green Bay	45 72	
						78	H IUPUI	54 95	117	H Green Bay	48 65	
						94	A Michigan St.	52 110	136	A Western Mich.	67 82	
						96	A Butler	60 82	148	H Valparaiso	58 77	
									156	A Wright St.	61 67	
									156	H Wright St.	58 66	
									157	H Loyola Chicago	60 89	
									159	H Akron	60 81	
									160	H Toledo	64 82	
									181	A Northern Ky.	47 94	
									181	A Northern Ky.	60 72	
									181	H Northern Ky.	61 82	
									183	H Eastern Mich.	70 84	
									197	A Cleveland St.	63 68	
									197	H Cleveland St.	70 59	
									210	N Tennessee Tech	47 69	
									216	A Milwaukee	51 76	
									216	H Milwaukee	48 63	
									247	A George Mason	62 75	
									259	A Youngstown St.	66 72	
									259	H Youngstown St.	47 62	
									285	A Oakland	60 65	
									285	H Oakland	57 71	
									301	N Sacred Heart	60 66	
									340	A UIC	70 62	
									340	H UIC	58 52	
LAST 10 Division I												
			181	A Northern Ky.	47 94	216	A Milwaukee	51 76				
			156	H Wright St.	58 66	117	A Green Bay	45 72				
			181	H Northern Ky.	61 82	340	H UIC	58 52				
			197	A Cleveland St.	63 68	78	H IUPUI	54 95				
			259	A Youngstown St.	66 72	285	A Oakland	60 65				

Non-Div I Games:

Detroit Mercy

Loss, Non-Conf, S Site, H Home A Away N Neutral

RPI	S	Opponent	Score
9	A	Missouri St.	67 69
9	H	Missouri St.	83 89
12	A	Iowa	67 79

RPI	S	Opponent	Score
29	A	South Dakota	94 102
41	A	Bradley	76 77
41	H	Bradley	85 72
44	N	Purdue	47 67
45	H	Creighton	63 53
48	H	Iowa St.	86 81

RPI	S	Opponent	Score
61	A	Illinois St.	69 67
61	H	Illinois St.	87 82
73	H	South Dakota St.	74 67
76	H	UNI	104 87
80	A	Oklahoma	84 93
100	A	Southern Ill.	73 65
100	H	Southern Ill.	91 76

RPI	S	Opponent	Score
105	N	Auburn	83 82
148	A	Valparaiso	83 79
148	H	Valparaiso	87 66
157	A	Loyola Chicago	83 75
157	H	Loyola Chicago	80 52
168	N	Maine	94 62
180	A	Northern Ill.	73 49
205	H	Western Ill.	94 75
273	A	Indiana St.	92 71
273	H	Indiana St.	105 65
332	A	Evansville	66 51
332	H	Evansville	108 44

LAST 10 Division I			
148	A	Valparaiso	83 79
157	A	Loyola Chicago	83 75
61	H	Illinois St.	87 82
41	H	Bradley	85 72
273	A	Indiana St.	92 71
332	A	Evansville	66 51
9	H	Missouri St.	83 89
100	H	Southern Ill.	91 76
157	H	Loyola Chicago	80 52
148	H	Valparaiso	87 66

Drake

Page 75

Average RPI Win: <b>174</b>	WON-LOST	WINNING	LAST 10	STRENGTH OF	OPP. STRENGTH	TEAM	ADJ.	CONF.	ADJ CONF.
Average RPI Loss: <b>99</b>	RECORD	PCT. RANK	GAMES	SCHEDULE	OF SCHEDULE	RPI	RPI	RPI	RPI
DIV. I ONLY	21- 7	39	9-1	93	127	40	40	14	14
DIV. I NON-CONF.	7- 5	131	0	58	86	81	81	13	13
TOTALS	RPI 1-25	RPI 26-50	W-L RECORDS	RPI 51-100	RPI 101-150	RPI 150+			
21- 7	0- 1	1- 2	OVERALL	1- 1	6- 2	13- 1			
12- 1	0- 0	1- 0	HOME	1- 0	4- 1	6- 0			
9- 5	0- 1	0- 2	AWAY	0- 1	2- 0	7- 1			
0- 1	0- 0	0- 0	NEUTRAL	0- 0	0- 1	0- 0			
7- 5	0- 1	0- 1	NON-CONFERENCE	1- 1	2- 2	4- 0			
5- 1	0- 0	0- 0	HOME	1- 0	2- 1	2- 0			
2- 3	0- 1	0- 1	AWAY	0- 1	0- 0	2- 0			
0- 1	0- 0	0- 0	NEUTRAL	0- 0	0- 1	0- 0			
14- 2	0- 0	1- 1	CONFERENCE	0- 0	4- 0	9- 1			
7- 0	0- 0	1- 0	HOME	0- 0	2- 0	4- 0			
7- 2	0- 0	0- 1	AWAY	0- 0	2- 0	5- 1			
0- 0	0- 0	0- 0	NEUTRAL	0- 0	0- 0	0- 0			

RPI 1-25				RPI 26-50				Team's RPI: 40				RPI 51-100				RPI 101+			
RPI	S	Opponent	Score	RPI	S	Opponent	Score	RPI	S	Opponent	Score	RPI	S	Opponent	Score	RPI	S	Opponent	Score
20	A	DePaul	57 81	36	A	James Madison	39 69	68	A	Penn	49 53	107	A	William & Mary	61 54	107	H	William & Mary	84 74
				36	H	James Madison	70 48	75	H	Villanova	54 52	119	H	Richmond	58 52	122	N	Buffalo	59 63
				50	A	Bucknell	49 60					131	H	Davidson	74 63	135	H	Pacific	51 58
												150	A	Northeastern	67 51	150	H	Northeastern	50 41
												168	H	Maine	70 57	177	A	Elon	55 53
												177	H	Elon	66 47	178	A	Delaware	52 32
												178	H	Delaware	63 59	184	A	Towson	63 60
												184	H	Towson	59 50	190	A	Quinnipiac	66 62
												195	H	La Salle	69 31	230	A	Saint Joseph's	62 52
												261	A	Col. of Charleston	59 73	269	A	UNCW	73 72
												325	A	Hofstra	45 32	325	H	Hofstra	74 54
LAST 10 Division I																			
184	A	Towson	63 60	150	A	Northeastern	67 51												
36	A	James Madison	39 69	325	A	Hofstra	45 32												
177	H	Elon	66 47	36	H	James Madison	70 48												
107	H	William & Mary	84 74	184	H	Towson	59 50												
178	A	Delaware	52 32	107	A	William & Mary	61 54												

Non-Div I Games:

Drexel



Average RPI Win: <b>217</b>	WON-LOST	WINNING	LAST 10	STRENGTH OF	OPP. STRENGTH	TEAM	ADJ.	CONF.	ADJ CONF.
Average RPI Loss: <b>110</b>	RECORD	PCT. RANK	GAMES	SCHEDULE	OF SCHEDULE	RPI	RPI	RPI	RPI
DIV. I ONLY	20- 10	75	7-3	265	114	123	123	12	12
DIV. I NON-CONF.	10- 3	57	0	293	129	104	104	12	12
TOTALS	RPI 1-25	RPI 26-50	W-L RECORDS	RPI 51-100	RPI 101-150	RPI 150+			
20- 10	0- 0	0- 1	OVERALL	2- 3	0- 6	18- 0			
11- 3	0- 0	0- 0	HOME	1- 1	0- 2	10- 0			
9- 7	0- 0	0- 1	AWAY	1- 2	0- 4	8- 0			
0- 0	0- 0	0- 0	NEUTRAL	0- 0	0- 0	0- 0			
10- 3	0- 0	0- 0	NON-CONFERENCE	0- 2	0- 1	10- 0			
4- 1	0- 0	0- 0	HOME	0- 1	0- 0	4- 0			
6- 2	0- 0	0- 0	AWAY	0- 1	0- 1	6- 0			
0- 0	0- 0	0- 0	NEUTRAL	0- 0	0- 0	0- 0			
10- 7	0- 0	0- 1	CONFERENCE	2- 1	0- 5	8- 0			
7- 2	0- 0	0- 0	HOME	1- 0	0- 2	6- 0			
3- 5	0- 0	0- 1	AWAY	1- 1	0- 3	2- 0			
0- 0	0- 0	0- 0	NEUTRAL	0- 0	0- 0	0- 0			

RPI 1-25				RPI 26-50				RPI 51-100				RPI 101+ Team's RPI: 123			
RPI	S	Opponent	Score	RPI	S	Opponent	Score	RPI	S	Opponent	Score	RPI	S	Opponent	Score
				49	A	Dayton	41 54	60	A	Oklahoma St.	41 84	114	A	Temple	72 85
								90	H	Fordham	74 63	119	A	Richmond	64 67
								95	A	Saint Louis	50 53	131	A	Davidson	76 79
								97	H	Kent St.	75 77	145	H	Massachusetts	77 81
								98	A	VCU	79 76	147	A	George Washington	60 65
												147	H	George Washington	65 72
												159	A	Akron	88 63
												160	H	Toledo	79 74
												164	A	Lafayette	73 65
												187	A	Cornell	72 62
												188	A	Manhattan	76 65
												195	H	La Salle	82 56
												213	H	Rhode Island	70 53
												213	H	Rhode Island	72 62
												224	H	Kennesaw St.	75 72
												230	A	Saint Joseph's	58 51
												230	H	Saint Joseph's	53 42
												247	H	George Mason	84 63
												253	A	Iona	76 74
												274	H	Saint Francis (PA)	72 69
												286	A	Pittsburgh	81 62
												292	A	St. Bonaventure	80 57
												292	H	St. Bonaventure	58 39
												346	H	Central Conn. St.	72 33
LAST 10 Division I															
				213	H	Rhode Island	70 53	131	A	Davidson	76 79				
				292	A	St. Bonaventure	80 57	119	A	Richmond	64 67				
				90	H	Fordham	74 63	230	H	Saint Joseph's	53 42				
				147	H	George Washington	65 72	98	A	VCU	79 76				
				213	H	Rhode Island	72 62	292	H	St. Bonaventure	58 39				

Non-Div I Games:

Duquesne

■ Loss, 
 ■ Non-Conf, 
 ■ S Site, 
 ■ H Home 
 ■ A Away 
 N Neutral

[illegible]

Page 79

# East Carolina

Through Games Of March 4, 2020

Average RPI Win:	228	WON-LOST	WINNING	LAST 10	STRENGTH OF	OPP. STRENGTH	TEAM	ADJ.	CONF.	ADJ CONF.
Average RPI Loss:	117	RECORD	PCT. RANK	GAMES	SCHEDULE	OF SCHEDULE	RPI	RPI	RPI	RPI
DIV. I ONLY	9- 20	286	6-4	108	101	234	234	9	9	
DIV. I NON-CONF.	3- 10	282	0	77	121	236	236	9	9	
TOTALS	RPI 1-25	RPI 26-50	W-L RECORDS	RPI 51-100	RPI 101-150	RPI 150+				
9- 20	0- 2	0- 2	OVERALL	0- 7	1- 2	8- 7				
7- 7	0- 1	0- 0	HOME	0- 2	1- 1	6- 3				
2- 11	0- 0	0- 1	AWAY	0- 5	0- 1	2- 4				
0- 2	0- 1	0- 1	NEUTRAL	0- 0	0- 0	0- 0				
3- 10	0- 1	0- 1	NON-CONFERENCE	0- 5	0- 2	3- 1				
2- 4	0- 0	0- 0	HOME	0- 2	0- 1	2- 1				
1- 4	0- 0	0- 0	AWAY	0- 3	0- 1	1- 0				
0- 2	0- 1	0- 1	NEUTRAL	0- 0	0- 0	0- 0				
6- 10	0- 1	0- 1	CONFERENCE	0- 2	1- 0	5- 6				
5- 3	0- 1	0- 0	HOME	0- 0	1- 0	4- 2				
1- 7	0- 0	0- 1	AWAY	0- 2	0- 0	1- 4				
0- 0	0- 0	0- 0	NEUTRAL	0- 0	0- 0	0- 0				

RPI S	Opponent	Score	RPI S	Opponent	Score	RPI S	Opponent	Score	RPI S	Opponent	Score	Team's RPI: 234
6	H UConn	42 98	37	A UCF	55 91	51	H Middle Tenn.	66 68	107	H William & Mary	68 78	
8	N Northwestern	45 64	49	N Dayton	68 94	53	H Charlotte	47 59	114	H Temple	56 50	
						69	A South Fla.	52 81	116	A Wake Forest	53 76	
						71	A Georgia	50 67	165	H Tulane	53 50	
						79	A Cincinnati	53 76	170	A Wichita St.	55 57	
						98	A VCU	40 53	170	H Wichita St.	53 61	
						99	A Liberty	66 81	202	A Memphis	61 57	
									202	H Memphis	71 65	
									211	A Houston	63 72	
									211	H Houston	53 50	
									220	A SMU	45 53	
									220	H SMU	47 55	
									244	A Tulsa	56 58	
									244	H Tulsa	59 42	
									264	H Howard	51 67	
									271	A Longwood	64 61	
									315	H UMES	57 42	
									330	H USC Upstate	69 48	
LAST 10 Division I												
79	A Cincinnati	53 76	202	A Memphis	61 57							
165	H Tulane	53 50	220	A SMU	45 53							
69	A South Fla.	52 81	211	H Houston	53 50							
114	H Temple	56 50	170	A Wichita St.	55 57							
244	H Tulsa	59 42	202	H Memphis	71 65							

Non-Div I Games:

East Carolina

Loss, Non-Conf, S Site, H Home A Away N Neutral



# Eastern Ill.

# Through Games Of March 4, 2020

Average RPI Win: <b>262</b>	WON-LOST	WINNING	LAST 10	STRENGTH OF	OPP. STRENGTH	TEAM	ADJ.	CONF.	ADJ CONF.
Average RPI Loss: <b>151</b>	RECORD	PCT. RANK	GAMES	SCHEDULE	OF SCHEDULE	RPI	RPI	RPI	RPI
DIV. I ONLY	17- 11	111	7-3	338	221	208	208	20	20
DIV. I NON-CONF.	5- 5	164	0	349	145	305	305	23	23
TOTALS	RPI 1-25	RPI 26-50	W-L RECORDS	RPI 51-100	RPI 101-150	RPI 150+			
17- 11	0- 0	1- 1	OVERALL	0- 1	0- 4	16- 5			
8- 5	0- 0	1- 0	HOME	0- 0	0- 2	7- 3			
8- 6	0- 0	0- 1	AWAY	0- 1	0- 2	8- 2			
1- 0	0- 0	0- 0	NEUTRAL	0- 0	0- 0	1- 0			
5- 5	0- 0	0- 0	NON-CONFERENCE	0- 0	0- 2	5- 3			
1- 3	0- 0	0- 0	HOME	0- 0	0- 1	1- 2			
3- 2	0- 0	0- 0	AWAY	0- 0	0- 1	3- 1			
1- 0	0- 0	0- 0	NEUTRAL	0- 0	0- 0	1- 0			
12- 6	0- 0	1- 1	CONFERENCE	0- 1	0- 2	11- 2			
7- 2	0- 0	1- 0	HOME	0- 0	0- 1	6- 1			
5- 4	0- 0	0- 1	AWAY	0- 1	0- 1	5- 1			
0- 0	0- 0	0- 0	NEUTRAL	0- 0	0- 0	0- 0			

RPI 1-25			RPI 26-50			RPI 51-100			RPI 101+			Team's RPI: 208			
RPI	S	Opponent	Score	RPI	S	Opponent	Score	RPI	S	Opponent	Score				
				47	A	UT Martin	64 88	52	A	Belmont	45 69	109	A	Southeast Mo. St.	56 72
				47	H	UT Martin	74 70					109	H	Southeast Mo. St.	65 77
												143	A	Wisconsin	55 63
												148	H	Valparaiso	66 78
												157	H	Loyola Chicago	51 67
												171	A	Austin Peay	76 47
												171	H	Austin Peay	73 72
												180	A	Northern Ill.	48 61
												205	N	Western Ill.	60 52
												210	H	Tennessee Tech	62 75
												235	H	Jacksonville St.	55 52
												236	A	Murray St.	87 92
												236	H	Murray St.	66 46
												256	A	Lipscomb	66 56
												273	H	Indiana St.	57 59
												280	A	Morehead St.	57 51
												280	H	Morehead St.	67 62
												287	A	Eastern Ky.	83 63
												287	H	Eastern Ky.	85 38
												317	H	Omaha	65 52
												332	A	Evansville	90 44
												334	A	Tennessee St.	73 52
												338	A	SIUE	65 62
												338	H	SIUE	77 71
												340	A	UIC	80 45
LAST 10 Division I															
				338	A	SIUE	65 62					338	H	SIUE	77 71
				109	A	Southeast Mo. St.	56 72					280	H	Morehead St.	67 62
				171	H	Austin Peay	73 72					287	H	Eastern Ky.	85 38
				236	H	Murray St.	66 46					171	A	Austin Peay	76 47
				47	A	UT Martin	64 88					236	A	Murray St.	87 92

Non-Div I Games: Lindenwood (MO) 88 66

Eastern Ill.

Loss, Non-Conf, S Site, H Home A Away N Neutral

Eastern Ky.

Through Games Of March 4, 2020

Average RPI Win:	274	WON-LOST	WINNING	LAST 10	STRENGTH OF	OPP. STRENGTH	TEAM	ADJ.	CONF.	ADJ CONF.
Average RPI Loss:	171	RECORD	PCT. RANK	GAMES	SCHEDULE	OF SCHEDULE	RPI	RPI	RPI	RPI
DIV. I ONLY	10- 18	266	3-7	305	234	287	287	20	20	
DIV. I NON-CONF.	5- 5	164	0	282	163	205	205	23	23	
TOTALS	RPI 1-25	RPI 26-50	W-L RECORDS	RPI 51-100	RPI 101-150	RPI 150+				
10- 18	0- 0	0- 1	OVERALL	0- 4	0- 2	10- 11				
4- 9	0- 0	0- 1	HOME	0- 1	0- 1	4- 6				
6- 9	0- 0	0- 0	AWAY	0- 3	0- 1	6- 5				
0- 0	0- 0	0- 0	NEUTRAL	0- 0	0- 0	0- 0				
5- 5	0- 0	0- 0	NON-CONFERENCE	0- 2	0- 1	5- 2				
2- 2	0- 0	0- 0	HOME	0- 0	0- 0	2- 2				
3- 3	0- 0	0- 0	AWAY	0- 2	0- 1	3- 0				
0- 0	0- 0	0- 0	NEUTRAL	0- 0	0- 0	0- 0				
5- 13	0- 0	0- 1	CONFERENCE	0- 2	0- 1	5- 9				
2- 7	0- 0	0- 1	HOME	0- 1	0- 1	2- 4				
3- 6	0- 0	0- 0	AWAY	0- 1	0- 0	3- 5				
0- 0	0- 0	0- 0	NEUTRAL	0- 0	0- 0	0- 0				

RPI S	Opponent	Score	RPI S	Opponent	Score	RPI S	Opponent	Score	RPI S	Opponent	Score	Team's RPI: 287
47	H UT Martin	50 65	52	A Belmont	48 68	109	H Southeast Mo. St.	44 60				
			52	H Belmont	46 85	118	A Vanderbilt	69 75				
			78	A IUPUI	42 72	171	A Austin Peay	53 69				
			96	A Butler	41 73	181	H Northern Ky.	69 62				
						192	H Chattanooga	71 65				
						202	A Memphis	63 60				
						208	A Eastern Ill.	38 85				
						208	H Eastern Ill.	63 83				
						210	A Tennessee Tech	82 87				
						210	H Tennessee Tech	42 60				
						228	H Miami (OH)	57 75				
						235	A Jacksonville St.	54 68				
						235	H Jacksonville St.	33 43				
						236	A Murray St.	65 66				
						259	H Youngstown St.	63 72				
						262	A Xavier	56 55				
						280	A Morehead St.	68 47				
						280	H Morehead St.	64 58				
						328	A Mercer	61 60				
						334	A Tennessee St.	61 55				
						334	H Tennessee St.	64 67				
						338	A SIUE	68 38				
						338	H SIUE	49 46				
LAST 10 Division I												
280	H Morehead St.	64 58	280	A Morehead St.	68 47							
236	A Murray St.	65 66	338	A SIUE	68 38							
52	H Belmont	46 85	208	A Eastern Ill.	38 85							
334	H Tennessee St.	64 67	109	H Southeast Mo. St.	44 60							
171	A Austin Peay	53 69	47	H UT Martin	50 65							

Non-Div I Games: Alice Lloyd 102 65

Eastern Ky.

Loss, Non-Conf, S Site, H Home A Away N Neutral

Eastern Mich.

Through Games Of March 4, 2020

Average RPI Win:	202	WON-LOST	WINNING	LAST 10	STRENGTH OF	OPP. STRENGTH	TEAM	ADJ.	CONF.	ADJ CONF.
Average RPI Loss:	125	RECORD	PCT. RANK	GAMES	SCHEDULE	OF SCHEDULE	RPI	RPI	RPI	RPI
DIV. I ONLY	13- 14	182	5-5	194	129	183	183	10	10	
DIV. I NON-CONF.	4- 6	212	0	274	258	254	254	10	10	
TOTALS	RPI 1-25	RPI 26-50	W-L RECORDS	RPI 51-100	RPI 101-150	RPI 150+				
13- 14	0- 1	0- 1	OVERALL	2- 4	2- 2	9- 6				
7- 6	0- 1	0- 1	HOME	1- 2	1- 1	5- 1				
6- 8	0- 0	0- 0	AWAY	1- 2	1- 1	4- 5				
0- 0	0- 0	0- 0	NEUTRAL	0- 0	0- 0	0- 0				
4- 6	0- 0	0- 1	NON-CONFERENCE	0- 2	1- 0	3- 3				
2- 2	0- 0	0- 1	HOME	0- 1	1- 0	1- 0				
2- 4	0- 0	0- 0	AWAY	0- 1	0- 0	2- 3				
0- 0	0- 0	0- 0	NEUTRAL	0- 0	0- 0	0- 0				
9- 8	0- 1	0- 0	CONFERENCE	2- 2	1- 2	6- 3				
5- 4	0- 1	0- 0	HOME	1- 1	0- 1	4- 1				
4- 4	0- 0	0- 0	AWAY	1- 1	1- 1	2- 2				
0- 0	0- 0	0- 0	NEUTRAL	0- 0	0- 0	0- 0				

RPI 1-25	RPI 26-50	RPI 51-100	RPI 101+	Team's RPI: 183
RPI S Opponent Score	RPI S Opponent Score	RPI S Opponent Score	RPI S Opponent Score	
18 H Central Mich. 82 89	39 H Michigan 38 57	70 A Ball St. 54 59	109 H Southeast Mo. St. 69 64	
		70 H Ball St. 61 58	122 A Buffalo 63 66	
		89 H Ohio 65 75	136 A Western Mich. 83 79	
		94 A Michigan St. 50 85	136 H Western Mich. 49 53	
		97 A Kent St. 74 69	159 A Akron 81 88	
		100 H Southern Ill. 54 85	159 H Akron 53 64	
			160 A Toledo 77 62	
			160 H Toledo 64 46	
			161 A Binghamton 67 78	
			170 A Wichita St. 52 63	
			180 A Northern Ill. 59 65	
			180 H Northern Ill. 62 55	
			228 H Miami (OH) 80 53	
			238 A Bowling Green 70 58	
			238 H Bowling Green 78 61	
			259 A Youngstown St. 77 79	
			331 A Detroit Mercy 84 70	
			339 H Purdue Fort Wayne 64 40	
			340 A UIC 68 59	
LAST 10 Division I				
136 H Western Mich. 49 53	238 A Bowling Green 70 58			
160 H Toledo 64 46	136 A Western Mich. 83 79			
180 A Northern Ill. 59 65	89 H Ohio 65 75			
70 H Ball St. 61 58	159 A Akron 81 88			
159 H Akron 53 64	160 A Toledo 77 62			

Non-Div I Games: Olivet 95 38

Eastern Mich.

Loss, Non-Conf, S Site, H Home A Away N Neutral

Average RPI Win:	276	WON-LOST	WINNING	LAST 10	STRENGTH OF	OPP. STRENGTH	TEAM	ADJ.	CONF.	ADJ CONF.
Average RPI Loss:	146	RECORD	PCT. RANK	GAMES	SCHEDULE	OF SCHEDULE	RPI	RPI	RPI	RPI
DIV. I ONLY	3- 24	333	2-8	92	200	309	309	18	18	
DIV. I NON-CONF.	0- 8	338	0	7	79	243	243	17	17	
TOTALS	RPI 1-25	RPI 26-50	W-L RECORDS	RPI 51-100	RPI 101-150	RPI 150+				
3- 24	0- 2	0- 1	OVERALL	0- 3	0- 4	3- 14				
2- 10	0- 0	0- 0	HOME	0- 2	0- 1	2- 7				
1- 13	0- 2	0- 0	AWAY	0- 1	0- 3	1- 7				
0- 1	0- 0	0- 1	NEUTRAL	0- 0	0- 0	0- 0				
0- 8	0- 2	0- 1	NON-CONFERENCE	0- 1	0- 2	0- 2				
0- 2	0- 0	0- 0	HOME	0- 1	0- 0	0- 1				
0- 5	0- 2	0- 0	AWAY	0- 0	0- 2	0- 1				
0- 1	0- 0	0- 1	NEUTRAL	0- 0	0- 0	0- 0				
3- 16	0- 0	0- 0	CONFERENCE	0- 2	0- 2	3- 12				
2- 8	0- 0	0- 0	HOME	0- 1	0- 1	2- 6				
1- 8	0- 0	0- 0	AWAY	0- 1	0- 1	1- 6				
0- 0	0- 0	0- 0	NEUTRAL	0- 0	0- 0	0- 0				

RPI 1-25				RPI 26-50				RPI 51-100				RPI 101+ Team's RPI: 309			
RPI	S	Opponent	Score	RPI	S	Opponent	Score	RPI	S	Opponent	Score	RPI	S	Opponent	Score
7	A	Stanford	27 92	41	N	Bradley	46 66	67	A	Montana St.	47 79	112	A	Utah	49 87
10	A	Gonzaga	44 84					67	H	Montana St.	85 89	120	A	Idaho	60 69
								86	H	Boise St.	61 63	120	H	Idaho	46 75
												149	A	San Jose St.	66 84
												152	A	Montana	54 92
												152	H	Montana	56 77
												167	A	Idaho St.	49 77
												167	H	Idaho St.	47 67
												175	A	Northern Ariz.	58 63
												175	H	Northern Ariz.	62 70
												185	A	Southern Utah	50 71
												185	H	Southern Utah	67 70
												194	H	Pepperdine	52 53
												201	A	Portland St.	58 75
												201	H	Portland St.	79 75
												209	A	UMKC	55 66
												226	A	Northern Colo.	42 63
												226	H	Northern Colo.	61 67
												304	A	Sacramento St.	78 73
												304	H	Sacramento St.	67 74
												322	H	Weber St.	63 53
LAST 10 Division I															
167	A	Idaho St.	49 77	201	H	Portland St.	79 75								
226	H	Northern Colo.	61 67	120	H	Idaho	46 75								
185	H	Southern Utah	67 70	67	A	Montana St.	47 79								
175	A	Northern Ariz.	58 63	152	H	Montana	56 77								
304	A	Sacramento St.	78 73	175	H	Northern Ariz.	62 70								

Non-Div I Games: Northwest Chrst. 81 62

Eastern Wash.

■ Loss, 
 ■ Non-Conf, 
 ■ S Site, 
 ■ Home 
 ■ Away 
 N Neutral

Average RPI Win:	264	WON-LOST	WINNING	LAST 10	STRENGTH OF	OPP. STRENGTH	TEAM	ADJ.	CONF.	ADJ CONF.
Average RPI Loss:	99	RECORD	PCT. RANK	GAMES	SCHEDULE	OF SCHEDULE	RPI	RPI	RPI	RPI
DIV. I ONLY	11- 15	220	3-7	125	173	177	177	14	14	
DIV. I NON-CONF.	4- 6	212	0	52	254	134	134	13	13	
TOTALS	RPI 1-25	RPI 26-50	W-L RECORDS	RPI 51-100	RPI 101-150	RPI 150+				
11- 15	0- 1	0- 3	OVERALL	0- 3	0- 6	11- 2				
5- 5	0- 0	0- 1	HOME	0- 0	0- 3	5- 1				
6- 8	0- 1	0- 2	AWAY	0- 1	0- 3	6- 1				
0- 2	0- 0	0- 0	NEUTRAL	0- 2	0- 0	0- 0				
4- 6	0- 1	0- 0	NON-CONFERENCE	0- 3	0- 2	4- 0				
2- 1	0- 0	0- 0	HOME	0- 0	0- 1	2- 0				
2- 3	0- 1	0- 0	AWAY	0- 1	0- 1	2- 0				
0- 2	0- 0	0- 0	NEUTRAL	0- 2	0- 0	0- 0				
7- 9	0- 0	0- 3	CONFERENCE	0- 0	0- 4	7- 2				
3- 4	0- 0	0- 1	HOME	0- 0	0- 2	3- 1				
4- 5	0- 0	0- 2	AWAY	0- 0	0- 2	4- 1				
0- 0	0- 0	0- 0	NEUTRAL	0- 0	0- 0	0- 0				

RPI 1-25				RPI 26-50				RPI 51-100				RPI 101+ Team's RPI: 177			
RPI	S	Opponent	Score	RPI	S	Opponent	Score	RPI	S	Opponent	Score	RPI	S	Opponent	Score
21	A	NC State	49 62	36	A	James Madison	48 61	55	A	Marist	55 63	107	A	William & Mary	61 74
				40	A	Drexel	47 66	78	N	IUPUI	53 59	107	H	William & Mary	77 84
				40	H	Drexel	53 55	83	N	Coastal Caro.	65 76	116	H	Wake Forest	57 69
												146	A	North Carolina	46 76
												150	A	Northeastern	65 68
												150	H	Northeastern	45 69
												178	A	Delaware	60 73
												178	H	Delaware	56 65
												184	A	Towson	74 61
												198	A	Furman	87 76
												221	A	UNLV	50 44
												246	H	Appalachian St.	67 66
												261	A	Col. of Charleston	85 57
												261	H	Col. of Charleston	90 48
												269	A	UNCW	60 57
												269	H	UNCW	77 53
												325	A	Hofstra	69 56
												325	H	Hofstra	67 50
												343	H	Western Caro.	68 24
LAST 10 Division I															
107	A	William & Mary	61 74	261	A	Col. of Charleston	85 57								
40	A	Drexel	47 66	269	A	UNCW	60 57								
178	A	Delaware	60 73	107	H	William & Mary	77 84								
150	H	Northeastern	45 69	178	H	Delaware	56 65								
325	H	Hofstra	67 50	40	H	Drexel	53 55								

Non-Div I Games: Newberry 73 53

Elon

Evansville

Through Games Of March 4, 2020

Average RPI Win:	296	WON-LOST	WINNING	LAST 10	STRENGTH OF	OPP. STRENGTH	TEAM	ADJ.	CONF.	ADJ CONF.
Average RPI Loss:	146	RECORD	PCT. RANK	GAMES	SCHEDULE	OF SCHEDULE	RPI	RPI	RPI	RPI
DIV. I ONLY	2- 24	346	0-10	204	139	332	332	8	8	
DIV. I NON-CONF.	2- 8	295	0	340	335	347	347	7	7	
TOTALS	RPI 1-25	RPI 26-50	W-L RECORDS	RPI 51-100	RPI 101-150	RPI 150+				
2- 24	0- 4	0- 1	OVERALL	0- 5	0- 3	2- 11				
2- 9	0- 2	0- 0	HOME	0- 2	0- 1	2- 4				
0- 15	0- 2	0- 1	AWAY	0- 3	0- 2	0- 7				
0- 0	0- 0	0- 0	NEUTRAL	0- 0	0- 0	0- 0				
2- 8	0- 0	0- 0	NON-CONFERENCE	0- 0	0- 1	2- 7				
2- 2	0- 0	0- 0	HOME	0- 0	0- 0	2- 2				
0- 6	0- 0	0- 0	AWAY	0- 0	0- 1	0- 5				
0- 0	0- 0	0- 0	NEUTRAL	0- 0	0- 0	0- 0				
0- 16	0- 4	0- 1	CONFERENCE	0- 5	0- 2	0- 4				
0- 7	0- 2	0- 0	HOME	0- 2	0- 1	0- 2				
0- 9	0- 2	0- 1	AWAY	0- 3	0- 1	0- 2				
0- 0	0- 0	0- 0	NEUTRAL	0- 0	0- 0	0- 0				

RPI S	Opponent	Score	RPI S	Opponent	Score	RPI S	Opponent	Score	RPI S	Opponent	Score	Team's RPI: 332
9	A Missouri St.	62 76	41	A Bradley	51 82	61	A Illinois St.	58 81	109	A Southeast Mo. St.	60 83	
9	H Missouri St.	55 81				76	A UNI	60 76	148	A Valparaiso	54 72	
25	A Drake	44 108				76	H UNI	49 67	148	H Valparaiso	66 88	
25	H Drake	51 66				100	A Southern Ill.	60 99	157	A Loyola Chicago	47 77	
						100	H Southern Ill.	57 70	157	H Loyola Chicago	61 71	
									171	A Austin Peay	64 80	
									200	A Illinois	44 59	
									208	H Eastern Ill.	44 90	
									228	A Miami (OH)	64 72	
									236	H Murray St.	59 61	
									243	H Marshall	66 62	
									273	A Indiana St.	58 68	
									273	H Indiana St.	58 70	
									338	A SIUE	74 85	
									339	A Purdue Fort Wayne	64 67	
									349	H Chicago St.	76 42	
LAST 10 Division I												
273	H Indiana St.	58 70	157	A Loyola Chicago	47 77							
100	A Southern Ill.	60 99	148	A Valparaiso	54 72							
9	A Missouri St.	62 76	273	A Indiana St.	58 68							
76	H UNI	49 67	9	H Missouri St.	55 81							
25	H Drake	51 66	100	H Southern Ill.	57 70							

Non-Div I Games: Brescia 77 61

Evansville

Loss, Non-Conf, S Site, H Home A Away N Neutral

Average RPI Win: <b>182</b>	WON-LOST	WINNING	LAST 10	STRENGTH OF	OPP. STRENGTH	TEAM	ADJ.	CONF.	ADJ CONF.
Average RPI Loss: <b>63</b>	RECORD	PCT. RANK	GAMES	SCHEDULE	OF SCHEDULE	RPI	RPI	RPI	RPI
DIV. I ONLY	25- 3	11	9-1	169	111	35	35	15	15
DIV. I NON-CONF.	10- 2	29	0	118	20	34	34	14	14
TOTALS	RPI 1-25	RPI 26-50	W-L RECORDS	RPI 51-100	RPI 101-150	RPI 150+			
25- 3	1- 1	1- 1	OVERALL	4- 0	5- 1	14- 0			
10- 2	1- 0	1- 1	HOME	1- 0	1- 1	6- 0			
11- 1	0- 1	0- 0	AWAY	1- 0	3- 0	7- 0			
4- 0	0- 0	0- 0	NEUTRAL	2- 0	1- 0	1- 0			
10- 2	1- 1	1- 1	NON-CONFERENCE	2- 0	2- 0	4- 0			
3- 1	1- 0	1- 1	HOME	0- 0	0- 0	1- 0			
3- 1	0- 1	0- 0	AWAY	0- 0	1- 0	2- 0			
4- 0	0- 0	0- 0	NEUTRAL	2- 0	1- 0	1- 0			
15- 1	0- 0	0- 0	CONFERENCE	2- 0	3- 1	10- 0			
7- 1	0- 0	0- 0	HOME	1- 0	1- 1	5- 0			
8- 0	0- 0	0- 0	AWAY	1- 0	2- 0	5- 0			
0- 0	0- 0	0- 0	NEUTRAL	0- 0	0- 0	0- 0			

RPI 1-25				RPI 26-50				Team's RPI: 35				RPI 51-100				RPI 101+			
RPI	S	Opponent	Score	RPI	S	Opponent	Score	RPI	S	Opponent	Score	RPI	S	Opponent	Score	RPI	S	Opponent	Score
11	A	Princeton	53 67	34	H	LSU	63 74	69	N	South Fla.	81 77	113	N	Notre Dame	69 60				
24	H	Duke	78 56	37	H	UCF	72 50	73	N	South Dakota St.	71 70	114	A	Temple	93 67				
								99	A	Liberty	74 65	139	A	North Florida	72 50				
								99	H	Liberty	64 57	139	H	North Florida	76 65				
												144	A	North Ala.	74 63				
												144	H	North Ala.	55 61				
												151	A	Jacksonville	81 68				
												151	H	Jacksonville	77 64				
												211	A	Houston	57 45				
												224	A	Kennesaw St.	89 64				
												224	H	Kennesaw St.	80 63				
												225	A	Stetson	89 47				
												225	H	Stetson	67 54				
												256	A	Lipscomb	78 45				
												256	H	Lipscomb	82 56				
												274	N	Saint Francis (PA)	97 64				
												302	A	FIU	100 54				
												329	A	NJIT	68 39				
												329	H	NJIT	82 39				
												346	H	Central Conn. St.	94 60				
LAST 10 Division I																			
151	H	Jacksonville	77 64	225	H	Stetson	67 54												
144	H	North Ala.	55 61	139	H	North Florida	76 65												
329	A	NJIT	68 39	151	A	Jacksonville	81 68												
224	A	Kennesaw St.	89 64	99	A	Liberty	74 65												
256	A	Lipscomb	78 45	329	H	NJIT	82 39												

Non-Div I Games: Webber Int'l 99 48 Fla. Memorial 91 47 Johnson & Wales (FL89 56

FGCU

Loss, Non-Conf, S Site, H Home A Away N Neutral

Average RPI Win:	292	WON-LOST	WINNING	LAST 10	STRENGTH OF	OPP. STRENGTH	TEAM	ADJ.	CONF.	ADJ CONF.
Average RPI Loss:	152	RECORD	PCT. RANK	GAMES	SCHEDULE	OF SCHEDULE	RPI	RPI	RPI	RPI
DIV. I ONLY	5- 22	322	1-9	144	205	302	302	13	13	
DIV. I NON-CONF.	3- 8	268	0	211	334	298	298	16	16	
TOTALS	RPI 1-25	RPI 26-50	W-L RECORDS	RPI 51-100	RPI 101-150	RPI 150+				
5- 22	0- 1	0- 2	OVERALL	0- 4	0- 3	5- 12				
2- 13	0- 1	0- 1	HOME	0- 2	0- 2	2- 7				
3- 9	0- 0	0- 1	AWAY	0- 2	0- 1	3- 5				
0- 0	0- 0	0- 0	NEUTRAL	0- 0	0- 0	0- 0				
3- 8	0- 0	0- 1	NON-CONFERENCE	0- 0	0- 2	3- 5				
1- 7	0- 0	0- 1	HOME	0- 0	0- 2	1- 4				
2- 1	0- 0	0- 0	AWAY	0- 0	0- 0	2- 1				
0- 0	0- 0	0- 0	NEUTRAL	0- 0	0- 0	0- 0				
2- 14	0- 1	0- 1	CONFERENCE	0- 4	0- 1	2- 7				
1- 6	0- 1	0- 0	HOME	0- 2	0- 0	1- 3				
1- 8	0- 0	0- 1	AWAY	0- 2	0- 1	1- 4				
0- 0	0- 0	0- 0	NEUTRAL	0- 0	0- 0	0- 0				

RPI 1-25				RPI 26-50				RPI 51-100				RPI 101+ Team's RPI: 302			
RPI	S	Opponent	Score	RPI	S	Opponent	Score	RPI	S	Opponent	Score	RPI	S	Opponent	Score
23	H	Old Dominion	39 66	32	A	Western Ky.	51 71	51	A	Middle Tenn.	56 72	104	H	Bethune-Cookman	60 65
				35	H	FGCU	54 100	53	A	Charlotte	31 49	126	A	UAB	58 71
								53	H	Charlotte	50 64	139	H	North Florida	49 64
								62	H	Rice	47 68	151	A	Jacksonville	52 77
												171	H	Austin Peay	56 58
												181	H	Northern Ky.	45 67
												191	A	Fla. Atlantic	42 54
												191	H	Fla. Atlantic	61 64
												204	H	Brown	57 72
												207	H	Southern Miss.	53 58
												212	A	UTEP	34 64
												243	A	Marshall	68 65
												250	H	North Texas	58 56
												275	A	Louisiana Tech	52 62
												275	H	Louisiana Tech	44 68
												285	H	Oakland	49 58
												306	A	N.C. Central	59 58
												312	A	Georgia St.	70 63
												313	A	UTSA	45 60
												347	H	Grambling	56 55
LAST 10 Division I															
				53	A	Charlotte	31 49	191	H	Fla. Atlantic	61 64				
				275	A	Louisiana Tech	52 62	32	A	Western Ky.	51 71				
				191	A	Fla. Atlantic	42 54	243	A	Marshall	68 65				
				207	H	Southern Miss.	53 58	53	H	Charlotte	50 64				
				275	H	Louisiana Tech	44 68	23	H	Old Dominion	39 66				

Non-Div I Games:

FIU

■ Loss, 
 ■ Non-Conf, 
 S Site, 
 ■ Home 
 ■ Away 
 N Neutral



## Fairfield

Through Games Of March 4, 2020

Average RPI Win:	268	WON-LOST	WINNING	LAST 10	STRENGTH OF	OPP. STRENGTH	TEAM	ADJ.	CONF.	ADJ CONF.
Average RPI Loss:	170	RECORD	PCT. RANK	GAMES	SCHEDULE	OF SCHEDULE	RPI	RPI	RPI	RPI
DIV. I ONLY	13- 14	182	4-6	302	236	233	233	24	24	
DIV. I NON-CONF.	3- 6	235	0	334	110	313	313	25	25	
TOTALS	RPI 1-25	RPI 26-50	W-L RECORDS	RPI 51-100	RPI 101-150	RPI 150+				
13- 14	0- 0	0- 0	OVERALL	1- 5	0- 1	12- 8				
8- 4	0- 0	0- 0	HOME	1- 1	0- 0	7- 3				
5- 10	0- 0	0- 0	AWAY	0- 4	0- 1	5- 5				
0- 0	0- 0	0- 0	NEUTRAL	0- 0	0- 0	0- 0				
3- 6	0- 0	0- 0	NON-CONFERENCE	0- 2	0- 1	3- 3				
2- 2	0- 0	0- 0	HOME	0- 0	0- 0	2- 2				
1- 4	0- 0	0- 0	AWAY	0- 2	0- 1	1- 1				
0- 0	0- 0	0- 0	NEUTRAL	0- 0	0- 0	0- 0				
10- 8	0- 0	0- 0	CONFERENCE	1- 3	0- 0	9- 5				
6- 2	0- 0	0- 0	HOME	1- 1	0- 0	5- 1				
4- 6	0- 0	0- 0	AWAY	0- 2	0- 0	4- 4				
0- 0	0- 0	0- 0	NEUTRAL	0- 0	0- 0	0- 0				

RPI S	Opponent	Score	RPI S	Opponent	Score	RPI S	Opponent	Score	RPI S	Opponent	Score	Team's RPI: 233
						55	A Marist	45 75	114	A Temple	59 77	
						55	H Marist	52 48	172	H Dartmouth	51 52	
						64	A St. John's (NY)	69 71	188	A Manhattan	38 51	
						77	A Seton Hall	44 74	188	H Manhattan	87 47	
						92	A Rider	52 60	190	A Quinnipiac	62 76	
						92	H Rider	60 68	190	H Quinnipiac	72 60	
									204	H Brown	44 58	
									213	A Rhode Island	41 74	
									253	A Iona	52 40	
									253	H Iona	52 59	
									281	A Siena	65 35	
									282	A Niagara	77 65	
									298	A Monmouth	40 39	
									298	H Monmouth	49 38	
									319	H Navy	66 52	
									323	A Saint Peter's	63 66	
									323	H Saint Peter's	67 48	
									325	H Hofstra	73 64	
									335	A LIU Brooklyn	53 51	
									337	A Canisius	63 70	
									337	H Canisius	72 70	
LAST 10 Division I												
			188	A Manhattan	38 51	253	H Iona	52 59				
			92	H Rider	60 68	298	A Monmouth	40 39				
			55	A Marist	45 75	337	A Canisius	63 70				
			190	H Quinnipiac	72 60	282	A Niagara	77 65				
			323	A Saint Peter's	63 66	55	H Marist	52 48				

Non-Div I Games:

Fairfield

■ Loss, 
 ■ Non-Conf, 
 ■ S Site, 
 ■ H Home 
 ■ A Away 
 N Neutral

Ralph B. D'Amico				Through Games of March 17, 2010						
Average RPI Win:	314	WON-LOST	WINNING	LAST 10	STRENGTH OF	OPP. STRENGTH	TEAM	ADJ.	CONF.	ADJ CONF.
Average RPI Loss:	226	RECORD	PCT. RANK	GAMES	SCHEDULE	OF SCHEDULE	RPI	RPI	RPI	RPI
DIV. I ONLY	11- 17	238	4-6	348	345	318	318	30	30	
DIV. I NON-CONF.	3- 8	268	0	332	332	328	328	30	30	
TOTALS	RPI 1-25	RPI 26-50	W-L RECORDS	RPI 51-100	RPI 101-150	RPI 150+				
11- 17	0- 0	0- 0	OVERALL	0- 0	0- 3	11- 14				
6- 8	0- 0	0- 0	HOME	0- 0	0- 2	6- 6				
5- 9	0- 0	0- 0	AWAY	0- 0	0- 1	5- 8				
0- 0	0- 0	0- 0	NEUTRAL	0- 0	0- 0	0- 0				
3- 8	0- 0	0- 0	NON-CONFERENCE	0- 0	0- 0	3- 8				
1- 4	0- 0	0- 0	HOME	0- 0	0- 0	1- 4				
2- 4	0- 0	0- 0	AWAY	0- 0	0- 0	2- 4				
0- 0	0- 0	0- 0	NEUTRAL	0- 0	0- 0	0- 0				
8- 9	0- 0	0- 0	CONFERENCE	0- 0	0- 3	8- 6				
5- 4	0- 0	0- 0	HOME	0- 0	0- 2	5- 2				
3- 5	0- 0	0- 0	AWAY	0- 0	0- 1	3- 4				
0- 0	0- 0	0- 0	NEUTRAL	0- 0	0- 0	0- 0				

[illegible]

Non-Div I Games:

Fairleigh Dickinson

■ Loss, ■ Non-Conf, S Site, H Home A Away N Neutral

F  
a  
i  
r  
l  
e  
i  
g  
h  
D  
i  
c  
k  
i  
n  
s  
o  
n

RPI S Opponent Score  
Fairleigh Dickinson

Through Games Of March 4, 2020

RPI	S	Opponent	Score
346	A	Central Conn. St.	63 55
346	H	Central Conn. St.	66 47

Fairleigh Dickinson  
i  
n  
s  
o  
n

Fla. Atlantic

Through Games Of March 4, 2020

Average RPI Win:	239	WON-LOST	WINNING	LAST 10	STRENGTH OF	OPP. STRENGTH	TEAM	ADJ.	CONF.	ADJ CONF.
Average RPI Loss:	106	RECORD	PCT. RANK	GAMES	SCHEDULE	OF SCHEDULE	RPI	RPI	RPI	RPI
DIV. I ONLY	12- 15	207	4-6	127	146	191	191	13	13	
DIV. I NON-CONF.	6- 5	151	0	200	198	184	184	16	16	
TOTALS	RPI 1-25	RPI 26-50	W-L RECORDS	RPI 51-100	RPI 101-150	RPI 150+				
12- 15	0- 3	0- 2	OVERALL	1- 2	2- 4	9- 4				
8- 7	0- 1	0- 1	HOME	1- 1	0- 2	7- 2				
4- 8	0- 2	0- 1	AWAY	0- 1	2- 2	2- 2				
0- 0	0- 0	0- 0	NEUTRAL	0- 0	0- 0	0- 0				
6- 5	0- 1	0- 0	NON-CONFERENCE	0- 0	2- 3	4- 1				
4- 3	0- 0	0- 0	HOME	0- 0	0- 2	4- 1				
2- 2	0- 1	0- 0	AWAY	0- 0	2- 1	0- 0				
0- 0	0- 0	0- 0	NEUTRAL	0- 0	0- 0	0- 0				
6- 10	0- 2	0- 2	CONFERENCE	1- 2	0- 1	5- 3				
4- 4	0- 1	0- 1	HOME	1- 1	0- 0	3- 1				
2- 6	0- 1	0- 1	AWAY	0- 1	0- 1	2- 2				
0- 0	0- 0	0- 0	NEUTRAL	0- 0	0- 0	0- 0				

RPI 1-25				RPI 26-50				RPI 51-100				RPI 101+ Team's RPI: 191			
RPI	S	Opponent	Score	RPI	S	Opponent	Score	RPI	S	Opponent	Score	RPI	S	Opponent	Score
12	A	Iowa	53 85	32	A	Western Ky.	59 68	51	A	Middle Tenn.	66 81	119	A	Richmond	55 57
23	A	Old Dominion	49 60	32	H	Western Ky.	56 69	53	H	Charlotte	65 44	121	H	Kansas	60 90
23	H	Old Dominion	63 75					62	H	Rice	69 78	125	H	Harvard	51 65
												126	A	UAB	73 92
												133	A	Hampton	64 63
												136	A	Western Mich.	80 79
												198	H	Furman	63 69
												203	H	Little Rock	79 72
												207	H	Southern Miss.	67 71
												212	A	UTEP	65 96
												243	A	Marshall	75 85
												250	H	North Texas	84 78
												268	H	Loyola Maryland	72 61
												275	H	Louisiana Tech	77 75
												281	H	Siena	83 39
												302	A	FIU	64 61
												302	H	FIU	54 42
												313	A	UTSA	80 53
												346	H	Central Conn. St.	72 54
LAST 10 Division I															
23	A	Old Dominion	49 60	302	A	FIU	64 61								
32	H	Western Ky.	56 69	243	A	Marshall	75 85								
302	H	FIU	54 42	32	A	Western Ky.	59 68								
275	H	Louisiana Tech	77 75	23	H	Old Dominion	63 75								
207	H	Southern Miss.	67 71	53	H	Charlotte	65 44								

Non-Div I Games:

Fla. Atlantic

Loss, Non-Conf, S Site, H Home A Away N Neutral

# Florida

Through Games Of March 4, 2020

Average RPI Win:	213	WON-LOST	WINNING	LAST 10	STRENGTH OF	OPP. STRENGTH	TEAM	ADJ.	CONF.	ADJ CONF.
Average RPI Loss:	48	RECORD	PCT. RANK	GAMES	SCHEDULE	OF SCHEDULE	RPI	RPI	RPI	RPI
DIV. I ONLY	15- 14	163	4-6	101	56	134	134	4	4	
DIV. I NON-CONF.	9- 4	84	0	313	197	193	193	5	5	
TOTALS	RPI 1-25	RPI 26-50	W-L RECORDS	RPI 51-100	RPI 101-150	RPI 150+				
15- 14	0- 4	2- 4	OVERALL	0- 4	3- 2	10- 0				
9- 7	0- 2	1- 3	HOME	0- 2	2- 0	6- 0				
5- 6	0- 2	1- 1	AWAY	0- 2	1- 1	3- 0				
1- 1	0- 0	0- 0	NEUTRAL	0- 0	0- 1	1- 0				
9- 4	0- 1	0- 1	NON-CONFERENCE	0- 0	1- 2	8- 0				
6- 2	0- 1	0- 1	HOME	0- 0	1- 0	5- 0				
2- 1	0- 0	0- 0	AWAY	0- 0	0- 1	2- 0				
1- 1	0- 0	0- 0	NEUTRAL	0- 0	0- 1	1- 0				
6- 10	0- 3	2- 3	CONFERENCE	0- 4	2- 0	2- 0				
3- 5	0- 1	1- 2	HOME	0- 2	1- 0	1- 0				
3- 5	0- 2	1- 1	AWAY	0- 2	1- 0	1- 0				
0- 0	0- 0	0- 0	NEUTRAL	0- 0	0- 0	0- 0				

RPI S	Opponent	Score	RPI S	Opponent	Score	RPI S	Opponent	Score	RPI S	Opponent	Score	Team's RPI: 134
1	H South Carolina	67 100	26	A Kentucky	70 62	57	A Alabama	62 69	105	A Auburn	83 63	
14	A Mississippi St.	47 93	26	H Kentucky	45 65	59	H Tennessee	50 78	116	N Wake Forest	68 73	
15	H Indiana	49 73	31	A Arkansas	57 79	71	A Georgia	59 65	118	H Vanderbilt	68 60	
16	A Texas A&M	42 69	31	H Arkansas	83 80	71	H Georgia	43 49	121	A Kansas	66 76	
			34	H LSU	68 77				131	H Davidson	55 50	
			38	H Florida St.	55 66				166	A Missouri	75 67	
									169	H Samford	84 48	
									262	N Xavier	67 64	
									271	H Longwood	71 54	
									294	H Ole Miss	74 72	
									297	A Prairie View	51 44	
									303	H Presbyterian	60 46	
									328	H Mercer	71 50	
									341	H Florida A&M	84 40	
									347	A Grambling	72 65	
LAST 10 Division I												
71	A Georgia	59 65	294	H Ole Miss	74 72							
1	H South Carolina	67 100	71	H Georgia	43 49							
31	H Arkansas	83 80	26	A Kentucky	70 62							
57	A Alabama	62 69	34	H LSU	68 77							
166	A Missouri	75 67	31	A Arkansas	57 79							

Non-Div I Games:

Florida

Loss, Non-Conf, S Site, H Home A Away N Neutral

Florida A&M

Through Games Of March 4, 2020

Average RPI Win:	337	WON-LOST	WINNING	LAST 10	STRENGTH OF	OPP. STRENGTH	TEAM	ADJ.	CONF.	ADJ CONF.
Average RPI Loss:	216	RECORD	PCT. RANK	GAMES	SCHEDULE	OF SCHEDULE	RPI	RPI	RPI	RPI
DIV. I ONLY	4- 20	327	2-8	323	348	341	341	29	29	
DIV. I NON-CONF.	0- 9	338	0	291	343	348	348	29	29	
TOTALS	RPI 1-25	RPI 26-50	W-L RECORDS	RPI 51-100	RPI 101-150	RPI 150+				
4- 20	0- 0	0- 1	OVERALL	0- 0	0- 3	4- 16				
2- 8	0- 0	0- 0	HOME	0- 0	0- 1	2- 7				
2- 12	0- 0	0- 1	AWAY	0- 0	0- 2	2- 9				
0- 0	0- 0	0- 0	NEUTRAL	0- 0	0- 0	0- 0				
0- 9	0- 0	0- 1	NON-CONFERENCE	0- 0	0- 2	0- 6				
0- 2	0- 0	0- 0	HOME	0- 0	0- 0	0- 2				
0- 7	0- 0	0- 1	AWAY	0- 0	0- 2	0- 4				
0- 0	0- 0	0- 0	NEUTRAL	0- 0	0- 0	0- 0				
4- 11	0- 0	0- 0	CONFERENCE	0- 0	0- 1	4- 10				
2- 6	0- 0	0- 0	HOME	0- 0	0- 1	2- 5				
2- 5	0- 0	0- 0	AWAY	0- 0	0- 0	2- 5				
0- 0	0- 0	0- 0	NEUTRAL	0- 0	0- 0	0- 0				

RPI 1-25			RPI 26-50			RPI 51-100			RPI 101+			Team's RPI: 341			
RPI	S	Opponent	Score	RPI	S	Opponent	Score	RPI	S	Opponent	Score	RPI	S	Opponent	Score
34	A	LSU	45 73									104	H	Bethune-Cookman	57 78
												134	A	Florida	40 84
												142	A	Texas Tech	60 98
												151	H	Jacksonville	54 88
												154	A	N.C. A&T	44 71
												154	H	N.C. A&T	49 66
												155	A	Norfolk St.	51 59
												155	H	Norfolk St.	62 69
												235	A	Jacksonville St.	67 72
												242	H	Alabama A&M	53 77
												245	H	Morgan St.	47 59
												264	A	Howard	58 72
												264	H	Howard	56 82
												277	A	Delaware St.	53 61
												306	A	N.C. Central	57 66
												306	H	N.C. Central	70 71
												315	A	UMES	81 71
												324	A	Alcorn	42 58
												330	A	USC Upstate	61 74
LAST 10 Division I															
												333	H	Coppin St.	58 48
												350	A	South Carolina St.	44 39
												350	H	South Carolina St.	57 45
												351	A	Mississippi Val.	70 71
350	H	South Carolina St.	57 45	264	H	Howard	56 82								
155	H	Norfolk St.	62 69	104	H	Bethune-Cookman	57 78								
315	A	UMES	81 71	155	A	Norfolk St.	51 59								
277	A	Delaware St.	53 61	264	A	Howard	58 72								
154	H	N.C. A&T	49 66	306	H	N.C. Central	70 71								

Non-Div I Games: Johnson (FL) 102 40 Trinity Baptist 103 54

Florida A&M

Loss, Non-Conf, S Site, H Home A Away N Neutral

Average RPI Win:	134	WON-LOST	WINNING	LAST 10	STRENGTH OF	OPP. STRENGTH	TEAM	ADJ.	CONF.	ADJ CONF.
Average RPI Loss:	67	RECORD	PCT. RANK	GAMES	SCHEDULE	OF SCHEDULE	RPI	RPI	RPI	RPI
DIV. I ONLY	22- 7	35	6-4	91	34	38	38	5	5	
DIV. I NON-CONF.	11- 0	1	0	137	47	11	11	4	4	
TOTALS	RPI 1-25	RPI 26-50	W-L RECORDS	RPI 51-100	RPI 101-150	RPI 150+				
22- 7	2- 2	3- 0	OVERALL	3- 3	7- 2	7- 0				
12- 3	0- 0	1- 0	HOME	3- 2	4- 1	4- 0				
8- 4	1- 2	1- 0	AWAY	0- 1	3- 1	3- 0				
2- 0	1- 0	1- 0	NEUTRAL	0- 0	0- 0	0- 0				
11- 0	1- 0	2- 0	NON-CONFERENCE	2- 0	2- 0	4- 0				
6- 0	0- 0	0- 0	HOME	2- 0	1- 0	3- 0				
3- 0	0- 0	1- 0	AWAY	0- 0	1- 0	1- 0				
2- 0	1- 0	1- 0	NEUTRAL	0- 0	0- 0	0- 0				
11- 7	1- 2	1- 0	CONFERENCE	1- 3	5- 2	3- 0				
6- 3	0- 0	1- 0	HOME	1- 2	3- 1	1- 0				
5- 4	1- 2	0- 0	AWAY	0- 1	2- 1	2- 0				
0- 0	0- 0	0- 0	NEUTRAL	0- 0	0- 0	0- 0				

RPI 1-25				RPI 26-50				Team's RPI: 38				RPI 51-100				RPI 101+			
RPI	S	Opponent	Score	RPI	S	Opponent	Score	RPI	S	Opponent	Score	RPI	S	Opponent	Score	RPI	S	Opponent	Score
5	A	Louisville	67 59	33	H	Virginia Tech	86 62	58	H	Virginia	63 55	101	A	Syracuse	89 90				
16	N	Texas A&M	80 58	34	A	LSU	70 62	63	H	Boston College	56 65	110	A	Miami (FL)	73 62				
21	A	NC State	51 68	39	N	Michigan	79 69	64	H	St. John's (NY)	74 70	110	H	Miami (FL)	79 61				
24	A	Duke	64 66					72	A	Georgia Tech	62 65	113	H	Notre Dame	67 70				
								72	H	Georgia Tech	52 67	116	A	Wake Forest	70 65				
								94	H	Michigan St.	78 68	116	H	Wake Forest	78 67				
												134	A	Florida	66 55				
												139	H	North Florida	70 41				
												146	H	North Carolina	78 64				
												151	H	Jacksonville	75 41				
												169	H	Samford	88 59				
												218	A	Clemson	81 64				
												218	H	Clemson	81 54				
												286	A	Pittsburgh	66 41				
												340	A	UIC	86 42				
												342	H	Charleston So.	88 36				
LAST 10 Division I																			
113	H	Notre Dame	67 70	58	H	Virginia	63 55												
218	H	Clemson	81 54	5	A	Louisville	67 59												
72	A	Georgia Tech	62 65	286	A	Pittsburgh	66 41												
116	H	Wake Forest	78 67	63	H	Boston College	56 65												
24	A	Duke	64 66	110	H	Miami (FL)	79 61												

Non-Div I Games:

Florida St.

■ Loss, 
■ Non-Conf, 
■ S Site, 
■ H Home 
■ A Away 
N Neutral

Average RPI Win:	174	WON-LOST	WINNING	LAST 10	STRENGTH OF	OPP. STRENGTH	TEAM	ADJ.	CONF.	ADJ CONF.
Average RPI Loss:	104	RECORD	PCT. RANK	GAMES	SCHEDULE	OF SCHEDULE	RPI	RPI	RPI	RPI
DIV. I ONLY	20- 10	75	8-2	134	100	90	90	12	12	
DIV. I NON-CONF.	8- 5	117	0	168	72	124	124	12	12	
TOTALS	RPI 1-25	RPI 26-50	W-L RECORDS	RPI 51-100	RPI 101-150	RPI 150+				
20- 10	0- 0	1- 2	OVERALL	2- 3	6- 4	11- 1				
14- 2	0- 0	1- 0	HOME	1- 1	3- 1	9- 0				
5- 7	0- 0	0- 1	AWAY	1- 2	2- 3	2- 1				
1- 1	0- 0	0- 1	NEUTRAL	0- 0	1- 0	0- 0				
8- 5	0- 0	0- 1	NON-CONFERENCE	1- 1	2- 2	5- 1				
5- 2	0- 0	0- 0	HOME	0- 1	1- 1	4- 0				
2- 2	0- 0	0- 0	AWAY	1- 0	0- 1	1- 1				
1- 1	0- 0	0- 1	NEUTRAL	0- 0	1- 0	0- 0				
12- 5	0- 0	1- 1	CONFERENCE	1- 2	4- 2	6- 0				
9- 0	0- 0	1- 0	HOME	1- 0	2- 0	5- 0				
3- 5	0- 0	0- 1	AWAY	0- 2	2- 2	1- 0				
0- 0	0- 0	0- 0	NEUTRAL	0- 0	0- 0	0- 0				

RPI 1-25				RPI 26-50				RPI 51-100				Team's RPI: 90		RPI 101+			
RPI	S	Opponent	Score	RPI	S	Opponent	Score	RPI	S	Opponent	Score		RPI	S	Opponent	Score	
				31	N	Arkansas	59 71	53	A	Charlotte	76 51		106	A	Columbia	51 70	
				49	A	Dayton	44 48	75	H	Villanova	66 73		113	H	Notre Dame	55 60	
				49	H	Dayton	50 38	95	A	Saint Louis	49 59		119	A	Richmond	64 47	
								95	H	Saint Louis	66 54		123	A	Duquesne	63 74	
								98	A	VCU	52 62		124	N	Lehigh	59 57	
													131	A	Davidson	62 74	
													131	H	Davidson	47 46	
													145	A	Massachusetts	69 64	
													147	H	George Washington	53 47	
													150	H	Northeastern	74 58	
													169	H	Samford	68 37	
													188	A	Manhattan	51 45	
													195	H	La Salle	62 45	
													211	H	Houston	63 54	
													213	H	Rhode Island	60 50	
													215	A	Penn St.	59 72	
													230	H	Saint Joseph's	59 36	
													230	H	Saint Joseph's	67 45	
													240	H	Georgetown	67 54	
													247	A	George Mason	66 54	
													254	H	Southern U.	65 52	
													292	H	St. Bonaventure	79 53	
LAST 10 Division I																	
				230	H	Saint Joseph's	59 36	119	A	Richmond	64 47						
				230	H	Saint Joseph's	67 45	131	H	Davidson	47 46						
				123	A	Duquesne	63 74	145	A	Massachusetts	69 64						
				49	H	Dayton	50 38	213	H	Rhode Island	60 50						
				95	A	Saint Louis	49 59	195	H	La Salle	62 45						

Non-Div I Games:

Fordham



[illegible]

Page 97

F  
u  
r  
m  
a  
n

F  
u  
r  
m  
a  
n

Non-Div I Games:	North Greenville	88	51	Newberry	62	43	UNKNOWN	88	24
------------------	------------------	----	----	----------	----	----	---------	----	----

Page 98

## Ga. Southern

Through Games Of March 4, 2020

Average RPI Win:	<b>283</b>	WON-LOST	WINNING	LAST 10	STRENGTH OF	OPP. STRENGTH	TEAM	ADJ.	CONF.	ADJ CONF.
Average RPI Loss:	<b>186</b>	RECORD	PCT. RANK	GAMES	SCHEDULE	OF SCHEDULE	RPI	RPI	RPI	RPI
DIV. I ONLY	<b>9- 19</b>	<b>279</b>	<b>3-7</b>	<b>279</b>	<b>287</b>	<b>299</b>	<b>299</b>	<b>21</b>	<b>21</b>	
DIV. I NON-CONF.	<b>3- 8</b>	<b>268</b>	<b>0</b>	<b>278</b>	<b>327</b>	<b>286</b>	<b>286</b>	<b>19</b>	<b>19</b>	
TOTALS	RPI 1-25	RPI 26-50	W-L RECORDS	RPI 51-100	RPI 101-150	RPI 150+				
9- 19	0- 0	0- 1	OVERALL	0- 3	0- 2	9- 13				
5- 6	0- 0	0- 1	HOME	0- 1	0- 0	5- 4				
3- 12	0- 0	0- 0	AWAY	0- 1	0- 2	3- 9				
1- 1	0- 0	0- 0	NEUTRAL	0- 1	0- 0	1- 0				
3- 8	0- 0	0- 0	NON-CONFERENCE	0- 1	0- 1	3- 6				
0- 2	0- 0	0- 0	HOME	0- 0	0- 0	0- 2				
2- 5	0- 0	0- 0	AWAY	0- 0	0- 1	2- 4				
1- 1	0- 0	0- 0	NEUTRAL	0- 1	0- 0	1- 0				
6- 11	0- 0	0- 1	CONFERENCE	0- 2	0- 1	6- 7				
5- 4	0- 0	0- 1	HOME	0- 1	0- 0	5- 2				
1- 7	0- 0	0- 0	AWAY	0- 1	0- 1	1- 5				
0- 0	0- 0	0- 0	NEUTRAL	0- 0	0- 0	0- 0				

RPI S	Opponent	Score	RPI S	Opponent	Score	RPI S	Opponent	Score	RPI S	Opponent	Score	Team's RPI: 299
			43 H	Troy	69 <b>79</b>	83 A	Coastal Caro.	59 <b>66</b>	102 A	UT Arlington	73 <b>101</b>	
						83 H	Coastal Caro.	74 <b>90</b>	104 A	Bethune-Cookman	57 <b>75</b>	
						97 N	Kent St.	48 <b>62</b>	165 A	Tulane	40 <b>56</b>	
									189 A	Louisiana	60 <b>72</b>	
									189 H	Louisiana	83 67	
									198 A	Furman	63 <b>78</b>	
									203 A	Little Rock	46 <b>58</b>	
									203 H	Little Rock	49 <b>65</b>	
									219 H	North Dakota	56 <b>69</b>	
									224 H	Kennesaw St.	69 <b>95</b>	
									237 H	South Alabama	65 <b>71</b>	
									246 A	Appalachian St.	75 <b>83</b>	
									246 H	Appalachian St.	78 70	
									252 A	Texas St.	68 <b>72</b>	
									255 A	Arkansas St.	62 <b>69</b>	
									255 H	Arkansas St.	80 67	
									265 A	Winthrop	91 47	
									266 A	Wofford	70 57	
									294 A	Ole Miss	66 <b>69</b>	
									312 H	Georgia St.	81 56	
									316 N	St. Francis Brooklyn	78 47	
									328 A	Mercer	52 <b>62</b>	
									348 A	La.-Monroe	72 66	
									348 H	La.-Monroe	64 47	
LAST 10 Division I												
			102 A	UT Arlington	73 <b>101</b>		348 A	La.-Monroe	72 66			
			252 A	Texas St.	68 <b>72</b>		255 H	Arkansas St.	80 67			
			246 H	Appalachian St.	78 70		203 H	Little Rock	49 <b>65</b>			
			83 H	Coastal Caro.	74 <b>90</b>		246 A	Appalachian St.	75 <b>83</b>			
			189 A	Louisiana	60 <b>72</b>		83 A	Coastal Caro.	59 <b>66</b>			

Non-Div I Games:

Ga. Southern

■ Loss, 
 ■ Non-Conf, 
 ■ S Site, 
 ■ Home 
 ■ A Away 
 N Neutral

## Gardner-Webb

Through Games Of March 4, 2020

Average RPI Win:	265	WON-LOST	WINNING	LAST 10	STRENGTH OF	OPP. STRENGTH	TEAM	ADJ.	CONF.	ADJ CONF.
Average RPI Loss:	168	RECORD	PCT. RANK	GAMES	SCHEDULE	OF SCHEDULE	RPI	RPI	RPI	RPI
DIV. I ONLY	17- 11	111	8-2	293	286	174	174	25	25	
DIV. I NON-CONF.	5- 4	140	0	247	213	170	170	27	27	
TOTALS	RPI 1-25	RPI 26-50	W-L RECORDS	RPI 51-100	RPI 101-150	RPI 150+				
17- 11	0- 0	0- 1	OVERALL	0- 2	1- 2	16- 6				
10- 3	0- 0	0- 0	HOME	0- 0	1- 0	9- 3				
7- 8	0- 0	0- 1	AWAY	0- 2	0- 2	7- 3				
0- 0	0- 0	0- 0	NEUTRAL	0- 0	0- 0	0- 0				
5- 4	0- 0	0- 1	NON-CONFERENCE	0- 2	0- 0	5- 1				
3- 1	0- 0	0- 0	HOME	0- 0	0- 0	3- 1				
2- 3	0- 0	0- 1	AWAY	0- 2	0- 0	2- 0				
0- 0	0- 0	0- 0	NEUTRAL	0- 0	0- 0	0- 0				
12- 7	0- 0	0- 0	CONFERENCE	0- 0	1- 2	11- 5				
7- 2	0- 0	0- 0	HOME	0- 0	1- 0	6- 2				
5- 5	0- 0	0- 0	AWAY	0- 0	0- 2	5- 3				
0- 0	0- 0	0- 0	NEUTRAL	0- 0	0- 0	0- 0				

RPI S	Opponent	Score	RPI S	Opponent	Score	RPI S	Opponent	Score	RPI S	Opponent	Score	Team's RPI: 174
			33 A	Virginia Tech	65 87	53 A	Charlotte	49 74	129 A	Campbell	44 48	
						71 A	Georgia	56 84	133 A	Hampton	58 63	
									133 H	Hampton	70 59	
									176 A	High Point	62 46	
									176 H	High Point	70 57	
									178 H	Delaware	67 65	
									179 A	Radford	51 65	
									179 H	Radford	73 84	
									198 H	Furman	67 72	
									246 A	Appalachian St.	67 56	
									258 A	UNC Asheville	65 59	
									258 H	UNC Asheville	85 55	
									265 A	Winthrop	54 49	
									265 H	Winthrop	71 59	
									266 H	Wofford	67 53	
									271 A	Longwood	70 80	
									271 H	Longwood	73 70	
									303 A	Presbyterian	49 64	
									303 H	Presbyterian	53 56	
									328 A	Mercer	65 62	
									330 A	USC Upstate	70 59	
									330 H	USC Upstate	63 53	
									342 A	Charleston So.	79 52	
									342 H	Charleston So.	67 45	
									343 H	Western Caro.	88 62	
LAST 10 Division I												
			330 A	USC Upstate	70 59		271 H	Longwood	73 70			
			258 H	UNC Asheville	85 55		133 H	Hampton	70 59			
			265 A	Winthrop	54 49		179 A	Radford	51 65			
			303 A	Presbyterian	49 64		342 H	Charleston So.	67 45			
			176 A	High Point	62 46		176 H	High Point	70 57			

Non-Div I Games:

Gardner-Webb

■ Loss, 
 ■ Non-Conf, 
 ■ S Site, 
 ■ H Home 
 ■ A Away 
 N Neutral

## George Mason

Through Games Of March 4, 2020

Average RPI Win:	230	WON-LOST	WINNING	LAST 10	STRENGTH OF	OPP. STRENGTH	TEAM	ADJ.	CONF.	ADJ CONF.
Average RPI Loss:	133	RECORD	PCT. RANK	GAMES	SCHEDULE	OF SCHEDULE	RPI	RPI	RPI	RPI
DIV. I ONLY	9- 21	290	2-8	145	147	247	247	12	12	
DIV. I NON-CONF.	6- 7	182	0	174	256	188	188	12	12	
TOTALS	RPI 1-25	RPI 26-50	W-L RECORDS	RPI 51-100	RPI 101-150	RPI 150+				
9- 21	0- 0	0- 4	OVERALL	0- 6	2- 4	7- 7				
4- 10	0- 0	0- 2	HOME	0- 3	2- 2	2- 3				
5- 10	0- 0	0- 1	AWAY	0- 3	0- 2	5- 4				
0- 1	0- 0	0- 1	NEUTRAL	0- 0	0- 0	0- 0				
6- 7	0- 0	0- 3	NON-CONFERENCE	0- 1	0- 0	6- 3				
2- 4	0- 0	0- 2	HOME	0- 0	0- 0	2- 2				
4- 2	0- 0	0- 0	AWAY	0- 1	0- 0	4- 1				
0- 1	0- 0	0- 1	NEUTRAL	0- 0	0- 0	0- 0				
3- 14	0- 0	0- 1	CONFERENCE	0- 5	2- 4	1- 4				
2- 6	0- 0	0- 0	HOME	0- 3	2- 2	0- 1				
1- 8	0- 0	0- 1	AWAY	0- 2	0- 2	1- 3				
0- 0	0- 0	0- 0	NEUTRAL	0- 0	0- 0	0- 0				

RPI S	Opponent	Score	RPI S	Opponent	Score	RPI S	Opponent	Score	RPI S	Opponent	Score	Team's RPI: 247
			33	H Virginia Tech	58 77	83	A Coastal Caro.	59 74	119	H Richmond	70 75	
			41	N Bradley	59 61	90	H Fordham	54 66	123	A Duquesne	63 84	
			49	A Dayton	55 59	95	A Saint Louis	61 69	131	H Davidson	69 76	
			50	H Bucknell	51 64	95	H Saint Louis	51 64	145	H Massachusetts	73 56	
						98	A VCU	36 48	147	A George Washington	57 62	
						98	H VCU	63 82	147	H George Washington	70 60	
									178	A Delaware	44 63	
									195	A La Salle	65 77	
									195	H La Salle	59 64	
									199	H American	73 55	
									209	H UMKC	58 64	
									213	A Rhode Island	42 47	
									215	A Penn St.	78 68	
									220	A SMU	59 58	
									230	A Saint Joseph's	54 49	
									261	A Col. of Charleston	72 61	
									264	H Howard	75 86	
									292	A St. Bonaventure	47 62	
									319	A Navy	67 58	
									331	H Detroit Mercy	75 62	
LAST 10 Division I												
			95	A Saint Louis	61 69	147	A George Washington	57 62				
			195	H La Salle	59 64	95	H Saint Louis	51 64				
			98	A VCU	36 48	145	H Massachusetts	73 56				
			230	A Saint Joseph's	54 49	213	A Rhode Island	42 47				
			119	H Richmond	70 75	195	A La Salle	65 77				

Non-Div I Games:

George Mason

■ Loss, 
■ Non-Conf, 
■ S Site, 
■ H Home 
■ A Away 
N Neutral

## George Washington

Through Games Of March 4, 2020

Average RPI Win:	180	WON-LOST	WINNING	LAST 10	STRENGTH OF	OPP. STRENGTH	TEAM	ADJ.	CONF.	ADJ CONF.
Average RPI Loss:	115	RECORD	PCT. RANK	GAMES	SCHEDULE	OF SCHEDULE	RPI	RPI	RPI	RPI
DIV. I ONLY	14- 16	190	5-5	94	105	147	147	12	12	
DIV. I NON-CONF.	6- 7	182	0	90	63	123	123	12	12	
TOTALS	RPI 1-25	RPI 26-50	W-L RECORDS	RPI 51-100	RPI 101-150	RPI 150+				
14- 16	0- 2	0- 3	OVERALL	2- 3	4- 4	8- 4				
7- 8	0- 1	0- 2	HOME	0- 2	3- 2	4- 1				
7- 8	0- 1	0- 1	AWAY	2- 1	1- 2	4- 3				
0- 0	0- 0	0- 0	NEUTRAL	0- 0	0- 0	0- 0				
6- 7	0- 2	0- 1	NON-CONFERENCE	1- 1	0- 2	5- 1				
2- 4	0- 1	0- 1	HOME	0- 1	0- 1	2- 0				
4- 3	0- 1	0- 0	AWAY	1- 0	0- 1	3- 1				
0- 0	0- 0	0- 0	NEUTRAL	0- 0	0- 0	0- 0				
8- 9	0- 0	0- 2	CONFERENCE	1- 2	4- 2	3- 3				
5- 4	0- 0	0- 1	HOME	0- 1	3- 1	2- 1				
3- 5	0- 0	0- 1	AWAY	1- 1	1- 1	1- 2				
0- 0	0- 0	0- 0	NEUTRAL	0- 0	0- 0	0- 0				

RPI 1-25				RPI 26-50				RPI 51-100				RPI 101+ Team's RPI: 147			
RPI	S	Opponent	Score	RPI	S	Opponent	Score	RPI	S	Opponent	Score	RPI	S	Opponent	Score
3	A	Maryland	54 88	36	H	James Madison	50 69	75	A	Villanova	68 56	107	H	William & Mary	51 63
11	H	Princeton	50 75	49	A	Dayton	44 50	87	H	Minnesota	50 83	119	H	Richmond	50 40
				49	H	Dayton	50 66	90	A	Fordham	47 53	119	H	Richmond	49 57
								95	H	Saint Louis	45 59	123	A	Duquesne	72 65
								98	A	VCU	56 55	123	H	Duquesne	65 60
												124	A	Lehigh	53 59
												131	A	Davidson	55 62
												145	H	Massachusetts	50 47
												178	A	Delaware	63 49
												190	A	Quinnipiac	78 67
												195	H	La Salle	54 61
												199	A	American	53 66
												202	A	Memphis	64 63
												213	H	Rhode Island	73 56
												230	A	Saint Joseph's	56 50
												240	H	Georgetown	52 49
												247	A	George Mason	60 70
												247	H	George Mason	62 57
												292	A	St. Bonaventure	55 59
												333	H	Coppin St.	54 35
LAST 10 Division I															
119	H	Richmond	49 57	247	H	George Mason	62 57								
119	H	Richmond	50 40	195	H	La Salle	54 61								
213	H	Rhode Island	73 56	98	A	VCU	56 55								
123	A	Duquesne	72 65	292	A	St. Bonaventure	55 59								
49	A	Dayton	44 50	95	H	Saint Louis	45 59								

Non-Div I Games:

George Washington

■ Loss, 
 ■ Non-Conf, 
 ■ S Site, 
 ■ H Home 
 ■ A Away 
 N Neutral

## Georgetown

Through Games Of March 4, 2020

Average RPI Win:	268	WON-LOST	WINNING	LAST 10	STRENGTH OF	OPP. STRENGTH	TEAM	ADJ.	CONF.	ADJ CONF.
Average RPI Loss:	85	RECORD	PCT. RANK	GAMES	SCHEDULE	OF SCHEDULE	RPI	RPI	RPI	RPI
DIV. I ONLY	5- 24	326	1-9	76	77	240	240	6	6	
DIV. I NON-CONF.	3- 8	268	0	131	176	210	210	6	6	
TOTALS	RPI 1-25	RPI 26-50	W-L RECORDS	RPI 51-100	RPI 101-150	RPI 150+				
5- 24	0- 2	0- 5	OVERALL	0- 11	0- 4	5- 2				
1- 11	0- 1	0- 3	HOME	0- 5	0- 1	1- 1				
4- 12	0- 1	0- 2	AWAY	0- 5	0- 3	4- 1				
0- 1	0- 0	0- 0	NEUTRAL	0- 1	0- 0	0- 0				
3- 8	0- 0	0- 1	NON-CONFERENCE	0- 3	0- 4	3- 0				
0- 3	0- 0	0- 1	HOME	0- 1	0- 1	0- 0				
3- 4	0- 0	0- 0	AWAY	0- 1	0- 3	3- 0				
0- 1	0- 0	0- 0	NEUTRAL	0- 1	0- 0	0- 0				
2- 16	0- 2	0- 4	CONFERENCE	0- 8	0- 0	2- 2				
1- 8	0- 1	0- 2	HOME	0- 4	0- 0	1- 1				
1- 8	0- 1	0- 2	AWAY	0- 4	0- 0	1- 1				
0- 0	0- 0	0- 0	NEUTRAL	0- 0	0- 0	0- 0				

RPI 1-25				RPI 26-50				RPI 51-100				RPI 101+ Team's RPI: 240			
RPI	S	Opponent	Score	RPI	S	Opponent	Score	RPI	S	Opponent	Score	RPI	S	Opponent	Score
20	A	DePaul	66 92	28	A	Marquette	51 73	64	A	St. John's (NY)	54 71	106	A	Columbia	49 54
20	H	DePaul	69 87	28	H	Marquette	56 76	64	H	St. John's (NY)	68 74	119	H	Richmond	49 51
				36	H	James Madison	59 66	65	N	Fresno St.	69 82	131	A	Davidson	52 66
				45	A	Creighton	78 95	75	A	Villanova	53 74	147	A	George Washington	49 52
				45	H	Creighton	56 65	75	H	Villanova	40 48	186	A	Providence	55 62
								77	A	Seton Hall	60 79	186	H	Providence	62 53
								77	H	Seton Hall	47 61	262	A	Xavier	63 50
								90	A	Fordham	54 67	262	H	Xavier	64 85
								92	H	Rider	64 65	286	A	Pittsburgh	66 56
								96	A	Butler	42 60	289	A	LMU (CA)	64 53
								96	H	Butler	46 47	315	A	UMES	57 39
LAST 10 Division I															
				45	A	Creighton	78 95	262	A	Xavier	63 50				
				186	A	Providence	55 62	96	A	Butler	42 60				
				28	H	Marquette	56 76	64	H	St. John's (NY)	68 74				
				20	H	DePaul	69 87	77	H	Seton Hall	47 61				
				75	H	Villanova	40 48	20	A	DePaul	66 92				

Non-Div I Games:

Georgetown

■ Loss, 
 ■ Non-Conf, 
 ■ S Site, 
 ■ H Home 
 ■ A Away 
 N Neutral

Average RPI Win: <b>160</b>	WON-LOST	WINNING	LAST 10	STRENGTH OF	OPP. STRENGTH	TEAM	ADJ.	CONF.	ADJ CONF.
Average RPI Loss: <b>46</b>	RECORD	PCT. RANK	GAMES	SCHEDULE	OF SCHEDULE	RPI	RPI	RPI	RPI
DIV. I ONLY	<b>16- 13</b>	<b>147</b>	<b>4-6</b>	<b>13</b>	<b>65</b>	<b>71</b>	<b>71</b>	<b>4</b>	<b>4</b>
DIV. I NON-CONF.	<b>9- 4</b>	<b>84</b>	<b>0</b>	<b>45</b>	<b>209</b>	<b>85</b>	<b>85</b>	<b>5</b>	<b>5</b>
TOTALS	RPI 1-25	RPI 26-50	W-L RECORDS	RPI 51-100	RPI 101-150	RPI 150+			
16- 13	0- 7	3- 1	OVERALL	2- 3	3- 1	8- 1			
10- 8	0- 4	0- 0	HOME	1- 2	2- 1	7- 1			
4- 5	0- 3	2- 1	AWAY	0- 1	1- 0	1- 0			
2- 0	0- 0	1- 0	NEUTRAL	1- 0	0- 0	0- 0			
9- 4	0- 2	1- 0	NON-CONFERENCE	1- 2	0- 0	7- 0			
7- 3	0- 1	0- 0	HOME	0- 2	0- 0	7- 0			
0- 1	0- 1	0- 0	AWAY	0- 0	0- 0	0- 0			
2- 0	0- 0	1- 0	NEUTRAL	1- 0	0- 0	0- 0			
7- 9	0- 5	2- 1	CONFERENCE	1- 1	3- 1	1- 1			
3- 5	0- 3	0- 0	HOME	1- 0	2- 1	0- 1			
4- 4	0- 2	2- 1	AWAY	0- 1	1- 0	1- 0			
0- 0	0- 0	0- 0	NEUTRAL	0- 0	0- 0	0- 0			

RPI	S	Opponent	Score	RPI	S	Opponent	Score	RPI	S	Opponent	Score	RPI	S	Opponent	Score
1	H	South Carolina	53 <b>88</b>	26	A	Kentucky	77 <b>88</b>	57	H	Alabama	76 75	105	H	Auburn	61 50
4	A	Baylor	38 <b>72</b>	31	A	Arkansas	64 55	59	A	Tennessee	56 <b>73</b>	118	H	Vanderbilt	55 <b>63</b>
13	H	UCLA	50 <b>59</b>	33	N	Virginia Tech	77 72	72	H	Georgia Tech	40 <b>73</b>	134	A	Florida	49 43
14	A	Mississippi St.	53 <b>67</b>	34	A	LSU	73 56	75	H	Villanova	58 <b>63</b>	134	H	Florida	65 59
14	H	Mississippi St.	66 <b>73</b>					96	N	Butler	69 36	154	H	N.C. A&T	72 54
16	A	Texas A&M	63 <b>64</b>									166	H	Missouri	65 <b>73</b>
16	H	Texas A&M	47 <b>64</b>									174	H	Gardner-Webb	84 56
												198	H	Furman	77 48
												224	H	Kennesaw St.	80 65
												234	H	East Carolina	67 50
												294	A	Ole Miss	58 51
												328	H	Mercer	76 60
												330	H	USC Upstate	67 53
LAST 10 Division I															
134	H	Florida	65 59	134	A	Florida	49 43								
26	A	Kentucky	77 <b>88</b>	166	H	Missouri	65 <b>73</b>								
34	A	LSU	73 56	14	A	Mississippi St.	53 <b>67</b>								
16	H	Texas A&M	47 <b>64</b>	16	A	Texas A&M	63 <b>64</b>								
57	H	Alabama	76 75	1	H	South Carolina	53 <b>88</b>								

Non-Div I Games:

Georgia

■ Loss, 
 ■ Non-Conf, S Site, 
 ■ Home 
 ■ Away 
 N Neutral



## Georgia St.

Through Games Of March 4, 2020

Average RPI Win:	<b>293</b>	WON-LOST	WINNING	LAST 10	STRENGTH OF	OPP. STRENGTH	TEAM	ADJ.	CONF.	ADJ CONF.
Average RPI Loss:	<b>178</b>	RECORD	PCT. RANK	GAMES	SCHEDULE	OF SCHEDULE	RPI	RPI	RPI	RPI
DIV. I ONLY	<b>8- 20</b>	<b>296</b>	<b>4-6</b>	<b>264</b>	<b>275</b>	<b>312</b>	<b>312</b>	<b>21</b>	<b>21</b>	
DIV. I NON-CONF.	<b>3- 8</b>	<b>268</b>	<b>0</b>	<b>260</b>	<b>309</b>	<b>316</b>	<b>316</b>	<b>19</b>	<b>19</b>	
TOTALS	RPI 1-25	RPI 26-50	W-L RECORDS	RPI 51-100	RPI 101-150	RPI 150+				
8- 20	0- 1	0- 1	OVERALL	0- 3	0- 2	8- 13				
5- 9	0- 1	0- 1	HOME	0- 1	0- 0	5- 6				
2- 11	0- 0	0- 0	AWAY	0- 2	0- 2	2- 7				
1- 0	0- 0	0- 0	NEUTRAL	0- 0	0- 0	1- 0				
3- 8	0- 1	0- 0	NON-CONFERENCE	0- 1	0- 1	3- 5				
2- 4	0- 1	0- 0	HOME	0- 0	0- 0	2- 3				
0- 4	0- 0	0- 0	AWAY	0- 1	0- 1	0- 2				
1- 0	0- 0	0- 0	NEUTRAL	0- 0	0- 0	1- 0				
5- 12	0- 0	0- 1	CONFERENCE	0- 2	0- 1	5- 8				
3- 5	0- 0	0- 1	HOME	0- 1	0- 0	3- 3				
2- 7	0- 0	0- 0	AWAY	0- 1	0- 1	2- 5				
0- 0	0- 0	0- 0	NEUTRAL	0- 0	0- 0	0- 0				

RPI 1-25				RPI 26-50				RPI 51-100				RPI 101+ Team's RPI: 312			
RPI	S	Opponent	Score	RPI	S	Opponent	Score	RPI	S	Opponent	Score	RPI	S	Opponent	Score
3	H	Maryland	41 <b>114</b>	43	H	Troy	57 <b>71</b>	72	A	Georgia Tech	28 <b>69</b>	102	A	UT Arlington	32 <b>58</b>
								83	A	Coastal Caro.	45 <b>87</b>	138	A	UNC Greensboro	49 <b>64</b>
								83	H	Coastal Caro.	50 <b>66</b>	160	H	Toledo	48 <b>74</b>
												189	A	Louisiana	61 53
												189	H	Louisiana	65 <b>75</b>
												198	A	Furman	55 <b>62</b>
												203	A	Little Rock	46 <b>66</b>
												203	H	Little Rock	58 43
												212	A	UTEP	68 <b>71</b>
												237	H	South Alabama	64 <b>81</b>
												242	H	Alabama A&M	52 <b>67</b>
												246	A	Appalachian St.	37 <b>65</b>
												246	H	Appalachian St.	59 <b>64</b>
												252	A	Texas St.	62 <b>67</b>
												255	A	Arkansas St.	68 <b>70</b>
												255	H	Arkansas St.	67 56
												299	A	Ga. Southern	56 <b>81</b>
												302	H	FIU	63 <b>70</b>
												311	N	New Mexico St.	59 51
												338	H	SIUE	74 73
												348	A	La.-Monroe	52 43
												348	H	La.-Monroe	68 52
												350	H	South Carolina St.	77 52
LAST 10 Division I															
252	A	Texas St.	62 <b>67</b>	189	A	Louisiana	61 53								
102	A	UT Arlington	32 <b>58</b>	203	H	Little Rock	58 43								
83	H	Coastal Caro.	50 <b>66</b>	255	H	Arkansas St.	67 56								
246	H	Appalachian St.	59 <b>64</b>	83	A	Coastal Caro.	45 <b>87</b>								
348	A	La.-Monroe	52 43	246	A	Appalachian St.	37 <b>65</b>								

Non-Div I Games:

Georgia St.

■ Loss, 
 ■ Non-Conf, 
 ■ S Site, 
 ■ H Home 
 ■ A Away 
 N Neutral

## Georgia Tech

Through Games Of March 4, 2020

Average RPI Win:	155	WON-LOST	WINNING	LAST 10	STRENGTH OF	OPP. STRENGTH	TEAM	ADJ.	CONF.	ADJ CONF.
Average RPI Loss:	67	RECORD	PCT. RANK	GAMES	SCHEDULE	OF SCHEDULE	RPI	RPI	RPI	RPI
DIV. I ONLY	19- 10	80	5-5	99	46	72	72	5	5	
DIV. I NON-CONF.	9- 2	37	0	192	64	60	60	4	4	
TOTALS	RPI 1-25	RPI 26-50	W-L RECORDS	RPI 51-100	RPI 101-150	RPI 150+				
19- 10	1- 3	2- 2	OVERALL	4- 1	4- 4	8- 0				
10- 4	0- 1	1- 0	HOME	1- 1	3- 2	5- 0				
7- 4	1- 1	1- 1	AWAY	1- 0	1- 2	3- 0				
2- 2	0- 1	0- 1	NEUTRAL	2- 0	0- 0	0- 0				
9- 2	0- 1	0- 1	NON-CONFERENCE	3- 0	1- 0	5- 0				
5- 0	0- 0	0- 0	HOME	0- 0	1- 0	4- 0				
2- 0	0- 0	0- 0	AWAY	1- 0	0- 0	1- 0				
2- 2	0- 1	0- 1	NEUTRAL	2- 0	0- 0	0- 0				
10- 8	1- 2	2- 1	CONFERENCE	1- 1	3- 4	3- 0				
5- 4	0- 1	1- 0	HOME	1- 1	2- 2	1- 0				
5- 4	1- 1	1- 1	AWAY	0- 0	1- 2	2- 0				
0- 0	0- 0	0- 0	NEUTRAL	0- 0	0- 0	0- 0				

RPI 1-25				RPI 26-50				RPI 51-100 Team's RPI: 72				RPI 101+			
RPI	S	Opponent	Score	RPI	S	Opponent	Score	RPI	S	Opponent	Score	RPI	S	Opponent	Score
5	H	Louisville	47 58	33	A	Virginia Tech	61 64	58	H	Virginia	61 51	101	A	Syracuse	82 64
16	N	Texas A&M	48 60	38	A	Florida St.	67 52	62	N	Rice	54 52	110	A	Miami (FL)	49 54
21	A	NC State	65 61	38	H	Florida St.	65 62	63	H	Boston College	48 55	110	H	Miami (FL)	61 54
24	A	Duke	46 58	42	N	Rutgers	43 46	71	A	Georgia	73 40	113	H	Notre Dame	51 59
								77	N	Seton Hall	79 54	116	A	Wake Forest	60 65
												116	H	Wake Forest	62 52
												143	H	Wisconsin	60 41
												146	H	North Carolina	60 67
												211	H	Houston	69 38
												218	A	Clemson	56 44
												218	H	Clemson	49 47
												224	A	Kennesaw St.	63 47
												286	A	Pittsburgh	77 48
												288	H	ETSU	87 48
												312	H	Georgia St.	69 28
												347	H	Grambling	89 42
LAST 10 Division I															
218	A	Clemson	56 44	116	H	Wake Forest	62 52								
38	H	Florida St.	65 62	286	A	Pittsburgh	77 48								
5	H	Louisville	47 58	113	H	Notre Dame	51 59								
21	A	NC State	65 61	110	A	Miami (FL)	49 54								
33	A	Virginia Tech	61 64	24	A	Duke	46 58								

Non-Div I Games:

Georgia Tech

■ Loss, 
 ■ Non-Conf, 
 ■ S Site, 
 ■ H Home 
 ■ A Away 
 N Neutral

## Gonzaga

Through Games Of March 4, 2020

Average RPI Win: <b>147</b>	WON-LOST	WINNING	LAST 10	STRENGTH OF	OPP. STRENGTH	TEAM	ADJ.	CONF.	ADJ CONF.
Average RPI Loss: <b>102</b>	RECORD	PCT. RANK	GAMES	SCHEDULE	OF SCHEDULE	RPI	RPI	RPI	RPI
DIV. I ONLY	<b>28- 2</b>	<b>4</b>	<b>9-1</b>	<b>70</b>	<b>87</b>	<b>10</b>	<b>10</b>	<b>11</b>	<b>11</b>
DIV. I NON-CONF.	<b>11- 1</b>	<b>13</b>	<b>0</b>	<b>17</b>	<b>21</b>	<b>2</b>	<b>2</b>	<b>11</b>	<b>11</b>
TOTALS	RPI 1-25	RPI 26-50	W-L RECORDS	RPI 51-100	RPI 101-150	RPI 150+			
28- 2	1- 1	3- 0	OVERALL	4- 0	8- 0	12- 1			
14- 0	1- 0	1- 0	HOME	1- 0	4- 0	7- 0			
11- 2	0- 1	0- 0	AWAY	2- 0	4- 0	5- 1			
3- 0	0- 0	2- 0	NEUTRAL	1- 0	0- 0	0- 0			
11- 1	1- 1	3- 0	NON-CONFERENCE	2- 0	2- 0	3- 0			
5- 0	1- 0	1- 0	HOME	0- 0	1- 0	2- 0			
3- 1	0- 1	0- 0	AWAY	1- 0	1- 0	1- 0			
3- 0	0- 0	2- 0	NEUTRAL	1- 0	0- 0	0- 0			
17- 1	0- 0	0- 0	CONFERENCE	2- 0	6- 0	9- 1			
9- 0	0- 0	0- 0	HOME	1- 0	3- 0	5- 0			
8- 1	0- 0	0- 0	AWAY	1- 0	3- 0	4- 1			
0- 0	0- 0	0- 0	NEUTRAL	0- 0	0- 0	0- 0			

RPI	S	Opponent	Score	RPI	S	Opponent	Score	RPI	S	Opponent	Score	RPI	S	Opponent	Score
7	A	Stanford	70 <b>76</b>	44	N	Purdue	63 50	51	N	Middle Tenn.	62 50	103	A	Washington St.	76 53
9	H	Missouri St.	64 52	47	H	UT Martin	78 55	67	A	Montana St.	70 55	111	A	San Diego	57 42
				49	N	Dayton	76 65	84	A	BYU	55 43	111	H	San Diego	57 46
								84	H	BYU	59 44	135	A	Pacific	83 65
												135	H	Pacific	68 67
												137	H	Texas Southern	80 45
												140	A	Portland	56 42
												140	H	Portland	62 57
												162	A	Wyoming	65 54
												193	A	Santa Clara	67 52
												193	H	Santa Clara	53 46
												194	A	Pepperdine	64 50
												194	H	Pepperdine	70 36
												196	A	Saint Mary's (CA)	60 <b>70</b>
												196	H	Saint Mary's (CA)	74 49
												206	A	San Francisco	69 46
												206	H	San Francisco	56 38
												251	H	CSU Bakersfield	92 48
												289	A	LMU (CA)	75 47
												289	H	LMU (CA)	78 52
												309	H	Eastern Wash.	84 44
LAST 10 Division I															
140	A	Portland	56 42	196	A	Saint Mary's (CA)	60 <b>70</b>	135	A	Pacific	83 65				
194	A	Pepperdine	64 50	84	H	BYU	59 44	111	H	San Diego	57 46				
289	A	LMU (CA)	75 47	289	H	LMU (CA)	78 52								
193	H	Santa Clara	53 46												
206	H	San Francisco	56 38												

Non-Div I Games:

Gonzaga

■ Loss, 
 ■ Non-Conf, S Site, 
 ■ Home 
 ■ Away 
 N Neutral

## Grambling

Through Games Of March 4, 2020

Average RPI Win:	306	WON-LOST	WINNING	LAST 10	STRENGTH OF	OPP. STRENGTH	TEAM	ADJ.	CONF.	ADJ CONF.
Average RPI Loss:	214	RECORD	PCT. RANK	GAMES	SCHEDULE	OF SCHEDULE	RPI	RPI	RPI	RPI
DIV. I ONLY	3- 23	331	2-8	307	344	347	347	32	32	
DIV. I NON-CONF.	0- 10	338	0	101	185	317	317	31	31	
TOTALS	RPI 1-25	RPI 26-50	W-L RECORDS	RPI 51-100	RPI 101-150	RPI 150+				
3- 23	0- 1	0- 1	OVERALL	0- 1	0- 4	3- 16				
3- 8	0- 0	0- 0	HOME	0- 0	0- 3	3- 5				
0- 14	0- 1	0- 1	AWAY	0- 1	0- 1	0- 10				
0- 1	0- 0	0- 0	NEUTRAL	0- 0	0- 0	0- 1				
0- 10	0- 1	0- 1	NON-CONFERENCE	0- 1	0- 2	0- 5				
0- 2	0- 0	0- 0	HOME	0- 0	0- 2	0- 0				
0- 7	0- 1	0- 1	AWAY	0- 1	0- 0	0- 4				
0- 1	0- 0	0- 0	NEUTRAL	0- 0	0- 0	0- 1				
3- 13	0- 0	0- 0	CONFERENCE	0- 0	0- 2	3- 11				
3- 6	0- 0	0- 0	HOME	0- 0	0- 1	3- 5				
0- 7	0- 0	0- 0	AWAY	0- 0	0- 1	0- 6				
0- 0	0- 0	0- 0	NEUTRAL	0- 0	0- 0	0- 0				

RPI 1-25				RPI 26-50				RPI 51-100				RPI 101+				Team's RPI: 347
RPI	S	Opponent	Score	RPI	S	Opponent	Score	RPI	S	Opponent	Score	RPI	S	Opponent	Score	
4	A	Baylor	46 120	26	A	Kentucky	35 81	72	A	Georgia Tech	42 89	102	H	UT Arlington	54 88	
												134	H	Florida	65 72	
												137	A	Texas Southern	62 85	
												137	H	Texas Southern	85 89	
												158	A	Jackson St.	46 61	
												158	H	Jackson St.	59 82	
												161	N	Binghamton	67 88	
												170	A	Wichita St.	65 77	
												242	H	Alabama A&M	69 59	
												254	A	Southern U.	57 81	
												254	H	Southern U.	51 70	
												275	A	Louisiana Tech	66 70	
												297	A	Prairie View	58 65	
												297	H	Prairie View	54 67	
												302	A	FIU	55 56	
												320	H	Alabama St.	59 73	
												324	A	Alcorn	54 80	
												324	H	Alcorn	70 59	
												327	A	Ark.-Pine Bluff	79 84	
												327	H	Ark.-Pine Bluff	64 82	
												336	A	Northwestern St.	61 65	
												351	A	Mississippi Val.	57 68	
												351	H	Mississippi Val.	72 47	
LAST 10 Division I																
				351	H	Mississippi Val.	72 47					324	H	Alcorn	70 59	
				327	H	Ark.-Pine Bluff	64 82					254	H	Southern U.	51 70	
				158	H	Jackson St.	59 82					351	A	Mississippi Val.	57 68	
				137	A	Texas Southern	62 85					327	A	Ark.-Pine Bluff	79 84	
				297	A	Prairie View	58 65					158	A	Jackson St.	46 61	

Non-Div I Games: Centenary (LA) 106 42

Grambling

Loss, Non-Conf, S Site, H Home A Away N Neutral

Average RPI Win:	282	WON-LOST	WINNING	LAST 10	STRENGTH OF	OPP. STRENGTH	TEAM	ADJ.	CONF.	ADJ CONF.
Average RPI Loss:	220	RECORD	PCT. RANK	GAMES	SCHEDULE	OF SCHEDULE	RPI	RPI	RPI	RPI
DIV. I ONLY	13- 11	152	7-3	313	339	239	239	31	31	
DIV. I NON-CONF.	3- 6	235	0	178	274	274	274	32	32	
TOTALS	RPI 1-25	RPI 26-50	W-L RECORDS	RPI 51-100	RPI 101-150	RPI 150+				
13- 11	0- 0	0- 0	OVERALL	0- 0	0- 2	13- 9				
8- 5	0- 0	0- 0	HOME	0- 0	0- 0	8- 5				
5- 6	0- 0	0- 0	AWAY	0- 0	0- 2	5- 4				
0- 0	0- 0	0- 0	NEUTRAL	0- 0	0- 0	0- 0				
3- 6	0- 0	0- 0	NON-CONFERENCE	0- 0	0- 2	3- 4				
3- 2	0- 0	0- 0	HOME	0- 0	0- 0	3- 2				
0- 4	0- 0	0- 0	AWAY	0- 0	0- 2	0- 2				
0- 0	0- 0	0- 0	NEUTRAL	0- 0	0- 0	0- 0				
10- 5	0- 0	0- 0	CONFERENCE	0- 0	0- 0	10- 5				
5- 3	0- 0	0- 0	HOME	0- 0	0- 0	5- 3				
5- 2	0- 0	0- 0	AWAY	0- 0	0- 0	5- 2				
0- 0	0- 0	0- 0	NEUTRAL	0- 0	0- 0	0- 0				

[illegible]

Non-Div I Games:	Benedictine Mesa	72	53	Whittier	77	41
------------------	------------------	----	----	----------	----	----

## Grand Canyon

■ Loss, ■ Non-Conf, S Site, H Home A Away N Neutral

Average RPI Win:	225	WON-LOST	WINNING	LAST 10	STRENGTH OF	OPP. STRENGTH	TEAM	ADJ.	CONF.	ADJ CONF.
Average RPI Loss:	109	RECORD	PCT. RANK	GAMES	SCHEDULE	OF SCHEDULE	RPI	RPI	RPI	RPI
DIV. I ONLY	18- 12	119	8-2	116	206	117	117	22	22	
DIV. I NON-CONF.	5- 7	205	0	29	36	105	105	22	22	
TOTALS	RPI 1-25	RPI 26-50	W-L RECORDS	RPI 51-100	RPI 101-150	RPI 150+				
18- 12	1- 2	0- 2	OVERALL	1- 3	1- 0	15- 5				
8- 6	0- 1	0- 2	HOME	0- 2	0- 0	8- 1				
8- 5	1- 0	0- 0	AWAY	1- 1	0- 0	6- 4				
2- 1	0- 1	0- 0	NEUTRAL	0- 0	1- 0	1- 0				
5- 7	1- 2	0- 2	NON-CONFERENCE	0- 2	1- 0	3- 1				
1- 4	0- 1	0- 2	HOME	0- 1	0- 0	1- 0				
2- 2	1- 0	0- 0	AWAY	0- 1	0- 0	1- 1				
2- 1	0- 1	0- 0	NEUTRAL	0- 0	1- 0	1- 0				
13- 5	0- 0	0- 0	CONFERENCE	1- 1	0- 0	12- 4				
7- 2	0- 0	0- 0	HOME	0- 1	0- 0	7- 1				
6- 3	0- 0	0- 0	AWAY	1- 0	0- 0	5- 3				
0- 0	0- 0	0- 0	NEUTRAL	0- 0	0- 0	0- 0				

RPI S	Opponent	Score	RPI S	Opponent	Score	RPI S	Opponent	Score	RPI S	Opponent	Score	Team's RPI: 117
14 N	Mississippi St.	58 83	28 H	Marquette	47 60	55 A	Marist	60 72	101 N	Syracuse	79 73	
18 A	Central Mich.	111 105	29 H	South Dakota	60 66	73 H	South Dakota St.	55 60	156 A	Wright St.	68 59	
20 H	DePaul	65 76				78 A	IUPUI	61 58	156 H	Wright St.	58 70	
						78 H	IUPUI	42 54	166 H	Missouri	72 64	
									168 A	Maine	60 61	
									181 A	Northern Ky.	43 63	
									181 H	Northern Ky.	65 44	
									197 A	Cleveland St.	74 54	
									197 H	Cleveland St.	81 51	
									216 A	Milwaukee	60 65	
									216 H	Milwaukee	61 48	
									238 N	Bowling Green	73 54	
									259 A	Youngstown St.	70 63	
									259 H	Youngstown St.	71 51	
									285 A	Oakland	88 93	
									285 H	Oakland	76 51	
									331 A	Detroit Mercy	65 48	
									331 H	Detroit Mercy	72 45	
									340 A	UIC	75 49	
									340 H	UIC	73 36	
									349 A	Chicago St.	102 46	
LAST 10 Division I												
259 H	Youngstown St.	71 51	331 H	Detroit Mercy	72 45							
197 H	Cleveland St.	81 51	216 A	Milwaukee	60 65							
78 A	IUPUI	61 58	181 A	Northern Ky.	43 63							
340 A	UIC	75 49	156 A	Wright St.	68 59							
285 H	Oakland	76 51	197 A	Cleveland St.	74 54							

Non-Div I Games:

Green Bay

■ Loss, 
■ Non-Conf, S Site, 
■ Home 
■ Away 
N Neutral

## Hampton

## Through Games Of March 4, 2020

Average RPI Win:	237	WON-LOST	WINNING	LAST 10	STRENGTH OF	OPP. STRENGTH	TEAM	ADJ.	CONF.	ADJ CONF.
Average RPI Loss:	159	RECORD	PCT. RANK	GAMES	SCHEDULE	OF SCHEDULE	RPI	RPI	RPI	RPI
DIV. I ONLY	18- 10	87	8-2	191	282	133	133	25	25	
DIV. I NON-CONF.	4- 5	195	0	46	127	112	112	27	27	
TOTALS	RPI 1-25	RPI 26-50	W-L RECORDS	RPI 51-100	RPI 101-150	RPI 150+				
18- 10	0- 1	0- 0	OVERALL	1- 1	3- 1	14- 7				
8- 5	0- 0	0- 0	HOME	0- 1	0- 1	8- 3				
8- 5	0- 1	0- 0	AWAY	1- 0	1- 0	6- 4				
2- 0	0- 0	0- 0	NEUTRAL	0- 0	2- 0	0- 0				
4- 5	0- 1	0- 0	NON-CONFERENCE	1- 1	2- 0	1- 3				
0- 3	0- 0	0- 0	HOME	0- 1	0- 0	0- 2				
2- 2	0- 1	0- 0	AWAY	1- 0	0- 0	1- 1				
2- 0	0- 0	0- 0	NEUTRAL	0- 0	2- 0	0- 0				
14- 5	0- 0	0- 0	CONFERENCE	0- 0	1- 1	13- 4				
8- 2	0- 0	0- 0	HOME	0- 0	0- 1	8- 1				
6- 3	0- 0	0- 0	AWAY	0- 0	1- 0	5- 3				
0- 0	0- 0	0- 0	NEUTRAL	0- 0	0- 0	0- 0				

RPI 1-25				RPI 26-50				RPI 51-100				RPI 101+ Team's RPI: 133			
RPI	S	Opponent	Score	RPI	S	Opponent	Score	RPI	S	Opponent	Score	RPI	S	Opponent	Score
23	A	Old Dominion	38 75					57	A	Alabama	64 61	119	N	Richmond	69 65
								99	H	Liberty	59 83	129	A	Campbell	49 40
												129	H	Campbell	31 68
												141	N	Mt. St. Mary's	68 60
												155	H	Norfolk St.	56 77
												174	A	Gardner-Webb	59 70
												174	H	Gardner-Webb	63 58
												176	A	High Point	59 74
												176	H	High Point	77 81
												179	H	Radford	51 48
												191	H	Fla. Atlantic	63 64
												192	A	Chattanooga	84 55
												198	A	Furman	65 70
												258	A	UNC Asheville	76 66
												258	H	UNC Asheville	68 59
												265	A	Winthrop	66 72
												265	H	Winthrop	62 48
												271	A	Longwood	90 76
												271	H	Longwood	73 55
												303	A	Presbyterian	71 42
												303	H	Presbyterian	67 53
												330	A	USC Upstate	86 73
												330	H	USC Upstate	60 40
												342	A	Charleston So.	64 59
												342	H	Charleston So.	66 57
LAST 10 Division I															
129	A	Campbell	49 40	265	H	Winthrop	62 48								
342	H	Charleston So.	66 57	174	A	Gardner-Webb	59 70								
303	H	Presbyterian	67 53	176	A	High Point	59 74								
330	A	USC Upstate	86 73	258	A	UNC Asheville	76 66								
271	A	Longwood	90 76	271	H	Longwood	73 55								

Non-Div I Games:

Hampton

■ Loss, 
■ Non-Conf, 
■ S Site, 
■ H Home 
■ A Away 
N Neutral

## Hartford

Through Games Of March 4, 2020

Average RPI Win: <b>85</b>	WON-LOST	WINNING	LAST 10	STRENGTH OF	OPP. STRENGTH	TEAM	ADJ.	CONF.	ADJ CONF.
Average RPI Loss: <b>208</b>	RECORD	PCT. RANK	GAMES	SCHEDULE	OF SCHEDULE	RPI	RPI	RPI	RPI
DIV. I ONLY	1- 28	351	1-9	235	276	344	344	26	26
DIV. I NON-CONF.	0- 13	338	0	237	207	340	340	28	28
TOTALS	RPI 1-25	RPI 26-50	W-L RECORDS	RPI 51-100	RPI 101-150	RPI 150+			
1- 28	0- 1	0- 0	OVERALL	1- 3	0- 4	0- 20			
1- 13	0- 0	0- 0	HOME	1- 0	0- 0	0- 13			
0- 15	0- 1	0- 0	AWAY	0- 3	0- 4	0- 7			
0- 0	0- 0	0- 0	NEUTRAL	0- 0	0- 0	0- 0			
0- 13	0- 1	0- 0	NON-CONFERENCE	0- 2	0- 4	0- 6			
0- 6	0- 0	0- 0	HOME	0- 0	0- 0	0- 6			
0- 7	0- 1	0- 0	AWAY	0- 2	0- 4	0- 0			
0- 0	0- 0	0- 0	NEUTRAL	0- 0	0- 0	0- 0			
1- 15	0- 0	0- 0	CONFERENCE	1- 1	0- 0	0- 14			
1- 7	0- 0	0- 0	HOME	1- 0	0- 0	0- 7			
0- 8	0- 0	0- 0	AWAY	0- 1	0- 0	0- 7			
0- 0	0- 0	0- 0	NEUTRAL	0- 0	0- 0	0- 0			

RPI 1-25				RPI 26-50				RPI 51-100				RPI 101+ Team's RPI: 344			
RPI	S	Opponent	Score	RPI	S	Opponent	Score	RPI	S	Opponent	Score	RPI	S	Opponent	Score
11	A	Princeton	42 <b>73</b>					68	A	Penn	46 <b>74</b>	107	A	William & Mary	44 <b>61</b>
								85	A	Stony Brook	55 <b>66</b>	125	A	Harvard	44 <b>53</b>
								85	H	Stony Brook	70 <b>67</b>	145	A	Massachusetts	48 <b>74</b>
								94	A	Michigan St.	34 <b>79</b>	150	A	Northeastern	47 <b>60</b>
												161	A	Binghamton	44 <b>80</b>
												161	H	Binghamton	65 <b>78</b>
												168	A	Maine	73 <b>87</b>
												168	H	Maine	52 <b>69</b>
												186	H	Providence	57 <b>75</b>
												190	H	Quinnipiac	50 <b>87</b>
												213	H	Rhode Island	56 <b>68</b>
												217	A	UMass Lowell	56 <b>64</b>
												217	H	UMass Lowell	63 <b>68</b>
												263	A	New Hampshire	71 <b>72</b>
												263	H	New Hampshire	55 <b>64</b>
												295	A	UMBC	54 <b>61</b>
												295	H	UMBC	47 <b>56</b>
												307	A	Vermont	51 <b>62</b>
												307	H	Vermont	53 <b>63</b>
												314	A	Albany (NY)	40 <b>63</b>
												314	H	Albany (NY)	63 <b>68</b>
												325	H	Hofstra	41 <b>43</b>
												329	H	NJIT	52 <b>61</b>
												346	H	Central Conn. St.	54 <b>61</b>
LAST 10 Division I															
				85	H	Stony Brook	70 <b>67</b>					307	A	Vermont	51 <b>62</b>
				161	H	Binghamton	65 <b>78</b>					295	H	UMBC	47 <b>56</b>
				263	H	New Hampshire	55 <b>64</b>					168	H	Maine	52 <b>69</b>
				217	A	UMass Lowell	56 <b>64</b>					161	A	Binghamton	44 <b>80</b>
				314	A	Albany (NY)	40 <b>63</b>					314	H	Albany (NY)	63 <b>68</b>

Non-Div I Games:

Hartford

■ Loss, 
 ■ Non-Conf, S Site, 
 ■ Home 
 ■ Away 
 N Neutral



# Harvard

Through Games Of March 4, 2020

Average RPI Win: <b>180</b>	WON-LOST	WINNING	LAST 10	STRENGTH OF	OPP. STRENGTH	TEAM	ADJ.	CONF.	ADJ CONF.
Average RPI Loss: <b>116</b>	RECORD	PCT. RANK	GAMES	SCHEDULE	OF SCHEDULE	RPI	RPI	RPI	RPI
DIV. I ONLY	<b>14- 11</b>	<b>141</b>	<b>4-6</b>	<b>132</b>	<b>97</b>	<b>125</b>	<b>125</b>	<b>7</b>	<b>7</b>
DIV. I NON-CONF.	<b>9- 4</b>	<b>84</b>	<b>0</b>	<b>288</b>	<b>95</b>	<b>127</b>	<b>127</b>	<b>8</b>	<b>8</b>
TOTALS	RPI 1-25	RPI 26-50	W-L RECORDS	RPI 51-100	RPI 101-150	RPI 150+			
14- 11	0- 2	0- 1	OVERALL	2- 1	2- 3	10- 4			
8- 4	0- 1	0- 0	HOME	2- 0	1- 2	5- 1			
6- 6	0- 1	0- 1	AWAY	0- 1	1- 1	5- 2			
0- 1	0- 0	0- 0	NEUTRAL	0- 0	0- 0	0- 1			
9- 4	0- 0	0- 1	NON-CONFERENCE	0- 0	2- 1	7- 2			
4- 1	0- 0	0- 0	HOME	0- 0	1- 1	3- 0			
5- 2	0- 0	0- 1	AWAY	0- 0	1- 0	4- 1			
0- 1	0- 0	0- 0	NEUTRAL	0- 0	0- 0	0- 1			
5- 7	0- 2	0- 0	CONFERENCE	2- 1	0- 2	3- 2			
4- 3	0- 1	0- 0	HOME	2- 0	0- 1	2- 1			
1- 4	0- 1	0- 0	AWAY	0- 1	0- 1	1- 1			
0- 0	0- 0	0- 0	NEUTRAL	0- 0	0- 0	0- 0			

RPI S	Opponent	Score	RPI S	Opponent	Score	RPI S	Opponent	Score	RPI S	Opponent	Score	Team's RPI: 125
11	A Princeton	45 <b>66</b>	42	A Rutgers	46 <b>74</b>	54	H Yale	66 57	106	A Columbia	64 <b>89</b>	
11	H Princeton	46 <b>60</b>				68	A Penn	48 <b>70</b>	106	H Columbia	57 <b>62</b>	
						68	H Penn	58 51	130	H California	56 53	
									132	A Boston U.	66 39	
									150	H Northeastern	44 <b>46</b>	
									168	A Maine	69 40	
									172	A Dartmouth	62 <b>63</b>	
									172	H Dartmouth	64 49	
									180	A Northern Ill.	59 53	
									187	A Cornell	73 58	
									187	H Cornell	47 <b>55</b>	
									190	A Quinnipiac	77 68	
									191	A Fla. Atlantic	65 51	
									195	A La Salle	69 <b>75</b>	
									204	H Brown	68 53	
									213	H Rhode Island	61 58	
									230	N Saint Joseph's	39 <b>63</b>	
									281	H Siena	68 51	
									344	H Hartford	53 44	
LAST 10 Division I												
187	H Cornell	47 <b>55</b>	187	A Cornell	73 58							
106	H Columbia	57 <b>62</b>	204	H Brown	68 53							
68	A Penn	48 <b>70</b>	54	H Yale	66 57							
11	A Princeton	45 <b>66</b>	11	H Princeton	46 <b>60</b>							
106	A Columbia	64 <b>89</b>	68	H Penn	58 51							

Non-Div I Games:

Harvard

Loss, Non-Conf, S Site, H Home A Away N Neutral

Average RPI Win: <b>243</b>	WON-LOST	WINNING	LAST 10	STRENGTH OF	OPP. STRENGTH	TEAM	ADJ.	CONF.	ADJ CONF.
Average RPI Loss: <b>182</b>	RECORD	PCT. RANK	GAMES	SCHEDULE	OF SCHEDULE	RPI	RPI	RPI	RPI
DIV. I ONLY	<b>13- 14</b>	<b>182</b>	<b>6-4</b>	<b>230</b>	<b>246</b>	<b>223</b>	<b>223</b>	<b>28</b>	<b>28</b>
DIV. I NON-CONF.	<b>5- 7</b>	<b>205</b>	<b>0</b>	<b>130</b>	<b>90</b>	<b>191</b>	<b>191</b>	<b>26</b>	<b>26</b>
TOTALS	RPI 1-25	RPI 26-50	W-L RECORDS	RPI 51-100	RPI 101-150	RPI 150+			
13- 14	0- 2	1- 0	OVERALL	0- 1	1- 2	11- 9			
8- 6	0- 1	1- 0	HOME	0- 1	0- 1	7- 3			
5- 8	0- 1	0- 0	AWAY	0- 0	1- 1	4- 6			
0- 0	0- 0	0- 0	NEUTRAL	0- 0	0- 0	0- 0			
5- 7	0- 2	1- 0	NON-CONFERENCE	0- 1	1- 2	3- 2			
3- 4	0- 1	1- 0	HOME	0- 1	0- 1	2- 1			
2- 3	0- 1	0- 0	AWAY	0- 0	1- 1	1- 1			
0- 0	0- 0	0- 0	NEUTRAL	0- 0	0- 0	0- 0			
8- 7	0- 0	0- 0	CONFERENCE	0- 0	0- 0	8- 7			
5- 2	0- 0	0- 0	HOME	0- 0	0- 0	5- 2			
3- 5	0- 0	0- 0	AWAY	0- 0	0- 0	3- 5			
0- 0	0- 0	0- 0	NEUTRAL	0- 0	0- 0	0- 0			

RPI 1-25				RPI 26-50				RPI 51-100				RPI 101+ Team's RPI: 223			
RPI	S	Opponent	Score	RPI	S	Opponent	Score	RPI	S	Opponent	Score	RPI	S	Opponent	Score
17	A	Oregon St.	32 <b>64</b>	46	H	Texas	73 60	68	H	Penn	55 <b>70</b>	120	A	Idaho	52 <b>67</b>
21	H	NC State	59 <b>68</b>									127	A	Washington	62 50
												137	H	Texas Southern	57 <b>74</b>
												163	A	UC Davis	49 <b>62</b>
												163	H	UC Davis	48 <b>65</b>
												194	A	Pepperdine	52 51
												222	A	Cal St. Fullerton	64 <b>70</b>
												222	H	Cal St. Fullerton	79 72
												241	H	San Diego St.	61 58
												249	A	UC Santa Barbara	63 51
												249	H	UC Santa Barbara	56 <b>57</b>
												250	H	North Texas	60 <b>66</b>
												276	A	UC Irvine	71 <b>72</b>
												276	H	UC Irvine	94 70
												282	A	Long Beach St.	55 <b>62</b>
												282	H	Long Beach St.	68 44
												284	A	CSUN	54 <b>58</b>
												284	H	CSUN	70 66
												289	A	LMU (CA)	51 <b>65</b>
												305	A	UC Riverside	65 59
												305	H	UC Riverside	80 57
												310	A	Cal Poly	59 46
												313	H	UTSA	62 50
LAST 10 Division I															
249	H	UC Santa Barbara	56 <b>57</b>	249	A	UC Santa Barbara	63 51								
222	A	Cal St. Fullerton	64 <b>70</b>	310	A	Cal Poly	59 46								
276	A	UC Irvine	71 <b>72</b>	282	H	Long Beach St.	68 44								
163	H	UC Davis	48 <b>65</b>	276	H	UC Irvine	94 70								
284	H	CSUN	70 66	305	A	UC Riverside	65 59								

Non-Div I Games: Hope Int'l 86 49

Hawaii

Average RPI Win:	265	WON-LOST	WINNING	LAST 10	STRENGTH OF	OPP. STRENGTH	TEAM	ADJ.	CONF.	ADJ CONF.
Average RPI Loss:	164	RECORD	PCT. RANK	GAMES	SCHEDULE	OF SCHEDULE	RPI	RPI	RPI	RPI
DIV. I ONLY	15- 13	154	7-3	221	302	176	176	25	25	
DIV. I NON-CONF.	2- 7	288	0	155	247	267	267	27	27	
TOTALS	RPI 1-25	RPI 26-50	W-L RECORDS	RPI 51-100	RPI 101-150	RPI 150+				
15- 13	0- 1	0- 0	OVERALL	0- 1	2- 4	13- 7				
8- 4	0- 0	0- 0	HOME	0- 0	1- 2	7- 2				
7- 9	0- 1	0- 0	AWAY	0- 1	1- 2	6- 5				
0- 0	0- 0	0- 0	NEUTRAL	0- 0	0- 0	0- 0				
2- 7	0- 1	0- 0	NON-CONFERENCE	0- 1	0- 2	2- 3				
1- 2	0- 0	0- 0	HOME	0- 0	0- 1	1- 1				
1- 5	0- 1	0- 0	AWAY	0- 1	0- 1	1- 2				
0- 0	0- 0	0- 0	NEUTRAL	0- 0	0- 0	0- 0				
13- 6	0- 0	0- 0	CONFERENCE	0- 0	2- 2	11- 4				
7- 2	0- 0	0- 0	HOME	0- 0	1- 1	6- 1				
6- 4	0- 0	0- 0	AWAY	0- 0	1- 1	5- 3				
0- 0	0- 0	0- 0	NEUTRAL	0- 0	0- 0	0- 0				

RPI	S	Opponent	Score	RPI	S	Opponent	Score	RPI	S	Opponent	Score	RPI	S	Opponent	Score	Team's RPI: 176
24	A	Duke	57	93	96	A	Butler	52	74	129	A	Campbell	36	73		
										129	H	Campbell	66	68		
										131	H	Davidson	63	73		
										133	A	Hampton	81	77		
										133	H	Hampton	74	59		
										138	A	UNC Greensboro	70	82		
										155	A	Norfolk St.	58	72		
										174	A	Gardner-Webb	57	70		
										174	H	Gardner-Webb	46	62		
										179	A	Radford	64	63		
										179	H	Radford	68	58		
										199	A	American	48	56		
										258	A	UNC Asheville	60	76		
										261	H	Col. of Charleston	70	79		
										265	A	Winthrop	63	69		
										265	H	Winthrop	94	61		
										271	A	Longwood	76	69		
										271	H	Longwood	86	79		
										288	H	ETSU	80	62		
										303	A	Presbyterian	79	71		
										303	H	Presbyterian	60	55		
										306	A	N.C. Central	78	58		
										330	A	USC Upstate	81	45		
										330	H	USC Upstate	85	46		
										342	A	Charleston So.	84	70		
										342	H	Charleston So.	71	55		

## LAST 10 Division I

342	H	Charleston So.	71	55	129	H	Campbell	66	68
271	H	Longwood	86	79	330	A	USC Upstate	81	45
303	A	Presbyterian	79	71	133	H	Hampton	74	59
179	A	Radford	64	63	265	H	Winthrop	94	61
174	H	Gardner-Webb	46	62	174	A	Gardner-Webb	57	70

Non-Div I Games:

High Point

■ Loss, 
 ■ Non-Conf, 
 ■ S Site, 
 ■ H Home 
 ■ A Away 
 N Neutral

## Hofstra

Through Games Of March 4, 2020

Average RPI Win: <b>239</b>	WON-LOST	WINNING	LAST 10	STRENGTH OF	OPP. STRENGTH	TEAM	ADJ.	CONF.	ADJ CONF.
Average RPI Loss: <b>178</b>	RECORD	PCT. RANK	GAMES	SCHEDULE	OF SCHEDULE	RPI	RPI	RPI	RPI
DIV. I ONLY	3- 25	338	0-10	168	266	325	325	14	14
DIV. I NON-CONF.	3- 8	268	0	217	351	307	307	13	13
TOTALS	RPI 1-25	RPI 26-50	W-L RECORDS	RPI 51-100	RPI 101-150	RPI 150+			
3- 25	0- 0	0- 4	OVERALL	0- 1	1- 3	2- 17			
2- 11	0- 0	0- 2	HOME	0- 1	1- 1	1- 7			
1- 12	0- 0	0- 2	AWAY	0- 0	0- 2	1- 8			
0- 2	0- 0	0- 0	NEUTRAL	0- 0	0- 0	0- 2			
3- 8	0- 0	0- 0	NON-CONFERENCE	0- 1	1- 0	2- 7			
2- 3	0- 0	0- 0	HOME	0- 1	1- 0	1- 2			
1- 3	0- 0	0- 0	AWAY	0- 0	0- 0	1- 3			
0- 2	0- 0	0- 0	NEUTRAL	0- 0	0- 0	0- 2			
0- 17	0- 0	0- 4	CONFERENCE	0- 0	0- 3	0- 10			
0- 8	0- 0	0- 2	HOME	0- 0	0- 1	0- 5			
0- 9	0- 0	0- 2	AWAY	0- 0	0- 2	0- 5			
0- 0	0- 0	0- 0	NEUTRAL	0- 0	0- 0	0- 0			

RPI S	Opponent	Score	RPI S	Opponent	Score	RPI S	Opponent	Score	RPI S	Opponent	Score	Team's RPI: 325
36	A James Madison	50 <b>92</b>	36	H James Madison	52 <b>89</b>	85	H Stony Brook	38 <b>81</b>	107	A William & Mary	42 <b>71</b>	
40	A Drexel	54 <b>74</b>	40	H Drexel	32 <b>45</b>				107	H William & Mary	53 <b>66</b>	
									129	H Campbell	58 <b>55</b>	
									150	A Northeastern	51 <b>74</b>	
									169	N Samford	45 <b>65</b>	
									177	A Elon	50 <b>67</b>	
									177	H Elon	56 <b>69</b>	
									178	A Delaware	59 <b>80</b>	
									178	H Delaware	67 <b>77</b>	
									184	A Towson	71 <b>84</b>	
									184	H Towson	54 <b>71</b>	
									197	H Cleveland St.	51 <b>61</b>	
									211	N Houston	44 <b>54</b>	
									233	A Fairfield	64 <b>73</b>	
									245	H Morgan St.	51 <b>39</b>	
									261	A Col. of Charleston	63 <b>67</b>	
									261	H Col. of Charleston	60 <b>63</b>	
									264	H Howard	64 <b>73</b>	
									269	A UNCW	43 <b>56</b>	
									269	H UNCW	59 <b>62</b>	
									301	A Sacred Heart	44 <b>71</b>	
									335	A LIU Brooklyn	46 <b>85</b>	
									344	A Hartford	43 <b>41</b>	
LAST 10 Division I												
269	A UNCW	43 <b>56</b>	177	A Elon	50 <b>67</b>							
261	A Col. of Charleston	63 <b>67</b>	178	H Delaware	67 <b>77</b>							
36	H James Madison	52 <b>89</b>	40	H Drexel	32 <b>45</b>							
184	H Towson	54 <b>71</b>	261	H Col. of Charleston	60 <b>63</b>							
107	A William & Mary	42 <b>71</b>	269	H UNCW	59 <b>62</b>							

Non-Div I Games:

Hofstra

■ Loss, 
 ■ Non-Conf, 
 ■ S Site, 
 ■ H Home 
 ■ A Away 
 N Neutral

# Holy Cross

Through Games Of March 4, 2020

Average RPI Win:	222	WON-LOST	WINNING	LAST 10	STRENGTH OF	OPP. STRENGTH	TEAM	ADJ.	CONF.	ADJ CONF.
Average RPI Loss:	141	RECORD	PCT. RANK	GAMES	SCHEDULE	OF SCHEDULE	RPI	RPI	RPI	RPI
DIV. I ONLY	18- 11	98	6-4	215	186	128	128	16	16	
DIV. I NON-CONF.	7- 4	100	0	258	265	118	118	15	15	
TOTALS	RPI 1-25	RPI 26-50	W-L RECORDS	RPI 51-100	RPI 101-150	RPI 150+				
18- 11	0- 0	0- 2	OVERALL	1- 0	2- 6	15- 3				
10- 3	0- 0	0- 1	HOME	1- 0	1- 2	8- 0				
8- 8	0- 0	0- 1	AWAY	0- 0	1- 4	7- 3				
0- 0	0- 0	0- 0	NEUTRAL	0- 0	0- 0	0- 0				
7- 4	0- 0	0- 0	NON-CONFERENCE	1- 0	0- 2	6- 2				
4- 0	0- 0	0- 0	HOME	1- 0	0- 0	3- 0				
3- 4	0- 0	0- 0	AWAY	0- 0	0- 2	3- 2				
0- 0	0- 0	0- 0	NEUTRAL	0- 0	0- 0	0- 0				
11- 7	0- 0	0- 2	CONFERENCE	0- 0	2- 4	9- 1				
6- 3	0- 0	0- 1	HOME	0- 0	1- 2	5- 0				
5- 4	0- 0	0- 1	AWAY	0- 0	1- 2	4- 1				
0- 0	0- 0	0- 0	NEUTRAL	0- 0	0- 0	0- 0				

RPI 1-25				RPI 26-50				RPI 51-100				RPI 101+				Team's RPI: 128	
RPI	S	Opponent	Score	RPI	S	Opponent	Score	RPI	S	Opponent	Score	RPI	S	Opponent	Score		
				50	A	Bucknell	45 63	63	H	Boston College	80 71	108	A	Colgate	60 71		
				50	H	Bucknell	40 51					108	H	Colgate	69 80		
												124	A	Lehigh	74 57		
												124	H	Lehigh	65 62		
												132	A	Boston U.	70 76		
												132	H	Boston U.	51 62		
												139	A	North Florida	60 80		
												145	A	Massachusetts	72 75		
												164	A	Lafayette	57 49		
												164	H	Lafayette	57 56		
												182	H	Merrimack	68 42		
												199	A	American	73 58		
												199	H	American	72 59		
												200	A	Illinois	75 78		
												204	A	Brown	83 71		
												213	A	Rhode Island	58 73		
												225	A	Stetson	75 63		
												263	H	New Hampshire	82 61		
												268	A	Loyola Maryland	64 56		
												268	H	Loyola Maryland	66 48		
EAST 10 Division I																	
				268	H	Loyola Maryland	66 48	164	A	Lafayette	57 49	279	A	Army West Point	48 61		
				199	A	American	73 58	124	H	Lehigh	65 62	279	H	Army West Point	64 61		
				279	H	Army West Point	64 61	132	H	Boston U.	51 62	301	A	Sacred Heart	65 52		
				108	H	Colgate	69 80	108	A	Colgate	60 71	319	A	Navy	58 49		
				50	A	Bucknell	45 63	319	H	Navy	57 43	319	H	Navy	57 43		
												326	H	Bryant	87 75		

Non-Div I Games:

Holy Cross

Loss, Non-Conf, S Site, H Home A Away N Neutral

Average RPI Win: <b>228</b>	WON-LOST	WINNING	LAST 10	STRENGTH OF	OPP. STRENGTH	TEAM	ADJ.	CONF.	ADJ CONF.
Average RPI Loss: <b>108</b>	RECORD	PCT. RANK	GAMES	SCHEDULE	OF SCHEDULE	RPI	RPI	RPI	RPI
DIV. I ONLY	<b>12- 18</b>	<b>233</b>	<b>2-8</b>	<b>129</b>	<b>88</b>	<b>211</b>	<b>211</b>	<b>9</b>	<b>9</b>
DIV. I NON-CONF.	<b>7- 7</b>	<b>164</b>	<b>0</b>	<b>193</b>	<b>140</b>	<b>192</b>	<b>192</b>	<b>9</b>	<b>9</b>
TOTALS	RPI 1-25	RPI 26-50	W-L RECORDS	RPI 51-100	RPI 101-150	RPI 150+			
12- 18	0- 3	0- 2	OVERALL	1- 5	0- 3	11- 5			
9- 5	0- 1	0- 2	HOME	1- 1	0- 1	8- 0			
1- 11	0- 2	0- 0	AWAY	0- 4	0- 1	1- 4			
2- 2	0- 0	0- 0	NEUTRAL	0- 0	0- 1	2- 1			
7- 7	0- 1	0- 1	NON-CONFERENCE	1- 2	0- 1	6- 2			
5- 1	0- 0	0- 1	HOME	1- 0	0- 0	4- 0			
0- 4	0- 1	0- 0	AWAY	0- 2	0- 0	0- 1			
2- 2	0- 0	0- 0	NEUTRAL	0- 0	0- 1	2- 1			
5- 11	0- 2	0- 1	CONFERENCE	0- 3	0- 2	5- 3			
4- 4	0- 1	0- 1	HOME	0- 1	0- 1	4- 0			
1- 7	0- 1	0- 0	AWAY	0- 2	0- 1	1- 3			
0- 0	0- 0	0- 0	NEUTRAL	0- 0	0- 0	0- 0			

RPI	S	Opponent	Score	RPI	S	Opponent	Score	RPI	S	Opponent	Score	RPI	S	Opponent	Score	Team's RPI: 211
6	A	UConn	51 <b>91</b>	35	H	FGCU	45 <b>57</b>	69	A	South Fla.	45 <b>74</b>	101	N	Syracuse	62 <b>87</b>	
6	H	UConn	40 <b>92</b>	37	H	UCF	49 <b>67</b>	72	A	Georgia Tech	38 <b>69</b>	114	A	Temple	75 <b>76</b>	
16	A	Texas A&M	43 <b>72</b>					79	A	Cincinnati	66 <b>85</b>	114	H	Temple	58 <b>61</b>	
								79	H	Cincinnati	65 <b>74</b>	165	A	Tulane	66 60	
								80	H	Oklahoma	85 69	170	H	Wichita St.	64 56	
								90	A	Fordham	54 <b>63</b>	202	H	Memphis	75 65	
												206	N	San Francisco	57 <b>80</b>	
												207	H	Southern Miss.	75 60	
												220	A	SMU	47 <b>60</b>	
												220	H	SMU	55 53	
												227	A	New Mexico	71 <b>81</b>	
												234	A	East Carolina	50 <b>53</b>	
												234	H	East Carolina	72 63	
												244	A	Tulsa	64 <b>71</b>	
												248	H	Southeastern La.	78 65	
												275	H	Louisiana Tech	67 53	
												291	N	California Baptist	96 75	
												321	H	Houston Baptist	82 60	
												325	N	Hofstra	54 44	
LAST 10 Division I																
244	A	Tulsa	64 <b>71</b>	37	H	UCF	49 <b>67</b>	234	A	East Carolina	50 <b>53</b>	220	H	SMU	55 53	
6	H	UConn	40 <b>92</b>					165	A	Tulane	66 60	69	A	South Fla.	45 <b>74</b>	
220	A	SMU	47 <b>60</b>													
79	H	Cincinnati	65 <b>74</b>													
114	A	Temple	75 <b>76</b>													

Houston

Houston

Non-Div I Games:

Houston

■ Loss, 
 ■ Non-Conf, 
 ■ S Site, 
 ■ Home 
 ■ A Away 
 N Neutral

## Houston Baptist

Through Games Of March 4, 2020

Average RPI Win:	285	WON-LOST	WINNING	LAST 10	STRENGTH OF	OPP. STRENGTH	TEAM	ADJ.	CONF.	ADJ CONF.
Average RPI Loss:	190	RECORD	PCT. RANK	GAMES	SCHEDULE	OF SCHEDULE	RPI	RPI	RPI	RPI
DIV. I ONLY	6- 20	312	3-7	285	283	321	321	23	23	
DIV. I NON-CONF.	2- 5	259	0	169	245	204	204	24	24	
TOTALS	RPI 1-25	RPI 26-50	W-L RECORDS	RPI 51-100	RPI 101-150	RPI 150+				
6- 20	0- 1	0- 0	OVERALL	0- 4	0- 1	6- 14				
3- 8	0- 0	0- 0	HOME	0- 3	0- 0	3- 5				
3- 12	0- 1	0- 0	AWAY	0- 1	0- 1	3- 9				
0- 0	0- 0	0- 0	NEUTRAL	0- 0	0- 0	0- 0				
2- 5	0- 1	0- 0	NON-CONFERENCE	0- 0	0- 1	2- 3				
0- 1	0- 0	0- 0	HOME	0- 0	0- 0	0- 1				
2- 4	0- 1	0- 0	AWAY	0- 0	0- 1	2- 2				
0- 0	0- 0	0- 0	NEUTRAL	0- 0	0- 0	0- 0				
4- 15	0- 0	0- 0	CONFERENCE	0- 4	0- 0	4- 11				
3- 7	0- 0	0- 0	HOME	0- 3	0- 0	3- 4				
1- 8	0- 0	0- 0	AWAY	0- 1	0- 0	1- 7				
0- 0	0- 0	0- 0	NEUTRAL	0- 0	0- 0	0- 0				

RPI	S	Opponent	Score	RPI	S	Opponent	Score	RPI	S	Opponent	Score	RPI	S	Opponent	Score	Team's RPI: 321
4	A	Baylor	42 112					66	H	A&M-Corpus Christi	65 75	142	A	Texas Tech	51 59	
								91	A	Abilene Christian	54 71	153	A	Sam Houston St.	60 75	
								91	H	Abilene Christian	79 84	153	H	Sam Houston St.	69 97	
								93	H	SFA	42 59	170	A	Wichita St.	42 59	
												173	A	New Orleans	84 88	
												175	H	Northern Ariz.	62 79	
												211	A	Houston	60 82	
												214	A	Oral Roberts	74 73	
												231	A	Central Ark.	39 63	
												248	H	Southeastern La.	59 69	
												257	A	Nicholls St.	53 57	
												257	H	Nicholls St.	78 84	
												260	A	Lamar University	53 60	
												260	H	Lamar University	72 59	
												272	A	Incarnate Word	60 55	
												272	H	Incarnate Word	66 49	
												336	A	Northwestern St.	60 69	
												336	H	Northwestern St.	46 54	
												345	A	McNeese	72 88	
												345	H	McNeese	56 54	
												348	A	La.-Monroe	72 65	
LAST 10 Division I																
272	H	Incarnate Word	66 49	260	H	Lamar University	72 59	91	A	Abilene Christian	54 71					
345	H	McNeese	56 54	336	H	Northwestern St.	46 54	173	A	New Orleans	84 88					
257	A	Nicholls St.	53 57	66	H	A&M-Corpus Christi	65 75									
153	A	Sam Houston St.	60 75													
91	H	Abilene Christian	79 84													

Non-Div I Games: LSU-Shreveport 67 44 Paul Quinn 63 34

Houston Baptist

Loss, Non-Conf, S Site, H Home A Away N Neutral

Average RPI Win: <b>308</b>	WON-LOST	WINNING	LAST 10	STRENGTH OF	OPP. STRENGTH	TEAM	ADJ.	CONF.	ADJ CONF.
Average RPI Loss: <b>163</b>	RECORD	PCT. RANK	GAMES	SCHEDULE	OF SCHEDULE	RPI	RPI	RPI	RPI
DIV. I ONLY	<b>14- 14</b>	<b>170</b>	<b>4-6</b>	<b>345</b>	<b>299</b>	<b>264</b>	<b>264</b>	<b>29</b>	<b>29</b>
DIV. I NON-CONF.	<b>8- 5</b>	<b>117</b>	<b>0</b>	<b>311</b>	<b>219</b>	<b>180</b>	<b>180</b>	<b>29</b>	<b>29</b>
TOTALS	RPI 1-25	RPI 26-50	W-L RECORDS	RPI 51-100	RPI 101-150	RPI 150+			
14- 14	0- 0	0- 1	OVERALL	0- 2	0- 3	14- 8			
6- 5	0- 0	0- 0	HOME	0- 0	0- 1	6- 4			
8- 7	0- 0	0- 0	AWAY	0- 2	0- 1	8- 4			
0- 2	0- 0	0- 1	NEUTRAL	0- 0	0- 1	0- 0			
8- 5	0- 0	0- 1	NON-CONFERENCE	0- 2	0- 1	8- 1			
3- 1	0- 0	0- 0	HOME	0- 0	0- 0	3- 1			
5- 2	0- 0	0- 0	AWAY	0- 2	0- 0	5- 0			
0- 2	0- 0	0- 1	NEUTRAL	0- 0	0- 1	0- 0			
6- 9	0- 0	0- 0	CONFERENCE	0- 0	0- 2	6- 7			
3- 4	0- 0	0- 0	HOME	0- 0	0- 1	3- 3			
3- 5	0- 0	0- 0	AWAY	0- 0	0- 1	3- 4			
0- 0	0- 0	0- 0	NEUTRAL	0- 0	0- 0	0- 0			

RPI S	Opponent	Score	RPI S	Opponent	Score	RPI S	Opponent	Score	RPI S	Opponent	Score	Team's RPI: 264
			50 N	Bucknell	60 <b>70</b>	59 A	Tennessee	38 <b>88</b>	104 A	Bethune-Cookman	59 <b>88</b>	
						69 A	South Fla.	53 <b>82</b>	104 H	Bethune-Cookman	59 <b>75</b>	
									127 N	Washington	58 <b>75</b>	
									154 A	N.C. A&T	55 <b>60</b>	
									155 A	Norfolk St.	60 <b>69</b>	
									155 H	Norfolk St.	80 <b>83</b>	
									195 H	La Salle	62 <b>78</b>	
									234 A	East Carolina	67 51	
									245 A	Morgan St.	67 <b>74</b>	
									245 H	Morgan St.	52 <b>68</b>	
									247 A	George Mason	86 75	
									268 A	Loyola Maryland	75 69	
									282 H	Niagara	91 42	
									295 A	UMBC	72 61	
									306 A	N.C. Central	71 <b>89</b>	
									315 A	UMES	79 58	
									315 H	UMES	70 <b>71</b>	
									318 H	Fairleigh Dickinson	64 56	
									323 H	Saint Peter's	92 80	
									325 A	Hofstra	73 64	
									333 A	Coppin St.	66 54	
									333 H	Coppin St.	64 52	
									341 A	Florida A&M	82 56	
									341 H	Florida A&M	72 58	
									350 H	South Carolina St.	78 47	
LAST 10 Division I												
			315 H	UMES	70 <b>71</b>		341 A	Florida A&M	82 56			
			155 A	Norfolk St.	60 <b>69</b>		333 H	Coppin St.	64 52			
			306 A	N.C. Central	71 <b>89</b>		245 H	Morgan St.	52 <b>68</b>			
			154 A	N.C. A&T	55 <b>60</b>		333 A	Coppin St.	66 54			
			104 A	Bethune-Cookman	59 <b>88</b>		341 H	Florida A&M	72 58			

Non-Div I Games:

Howard

■ Loss, 
 ■ Non-Conf, 
 ■ S Site, 
 ■ H Home 
 ■ A Away 
 N Neutral



Average RPI Win: <b>215</b>	WON-LOST	WINNING	LAST 10	STRENGTH OF	OPP. STRENGTH	TEAM	ADJ.	CONF.	ADJ CONF.
Average RPI Loss: <b>122</b>	RECORD	PCT. RANK	GAMES	SCHEDULE	OF SCHEDULE	RPI	RPI	RPI	RPI
DIV. I ONLY	20- 8	57	8-2	172	225	78	78	22	22
DIV. I NON-CONF.	5- 5	164	0	62	52	88	88	22	22
TOTALS	RPI 1-25	RPI 26-50	W-L RECORDS	RPI 51-100	RPI 101-150	RPI 150+			
20- 8	0- 0	0- 1	OVERALL	3- 3	1- 2	16- 2			
11- 1	0- 0	0- 0	HOME	2- 0	0- 1	9- 0			
7- 7	0- 0	0- 1	AWAY	0- 3	1- 1	6- 2			
2- 0	0- 0	0- 0	NEUTRAL	1- 0	0- 0	1- 0			
5- 5	0- 0	0- 1	NON-CONFERENCE	3- 3	0- 1	2- 0			
3- 0	0- 0	0- 0	HOME	2- 0	0- 0	1- 0			
0- 5	0- 0	0- 1	AWAY	0- 3	0- 1	0- 0			
2- 0	0- 0	0- 0	NEUTRAL	1- 0	0- 0	1- 0			
15- 3	0- 0	0- 0	CONFERENCE	0- 0	1- 1	14- 2			
8- 1	0- 0	0- 0	HOME	0- 0	0- 1	8- 0			
7- 2	0- 0	0- 0	AWAY	0- 0	1- 0	6- 2			
0- 0	0- 0	0- 0	NEUTRAL	0- 0	0- 0	0- 0			

RPI S	Opponent	Score	RPI S	Opponent	Score	RPI S	Opponent	Score	RPI S	Opponent	Score
47	A UT Martin	51 57	64	N St. John's (NY)	85 78	110	A Miami (FL)	65 74	117	A Green Bay	54 42
			70	H Ball St.	65 48	117	H Green Bay	58 61	156	A Wright St.	62 58
			76	A UNI	50 51	156	H Wright St.	80 60	177	N Elon	59 53
			89	A Ohio	64 70	181	A Northern Ky.	62 65	181	H Northern Ky.	89 61
			96	A Butler	61 64	197	A Cleveland St.	78 53	197	H Cleveland St.	58 48
			100	H Southern Ill.	81 78	216	A Milwaukee	75 52	216	H Milwaukee	60 53
						259	A Youngstown St.	73 75	259	H Youngstown St.	77 69
						285	A Oakland	89 63	285	H Oakland	76 41
						287	H Eastern Ky.	72 42	331	A Detroit Mercy	95 54
						331	H Detroit Mercy	82 45	340	A UIC	88 49
						340	H UIC	87 51			
LAST 10 Division I											
340	H UIC	87 51	285	A Oakland	89 63						
117	H Green Bay	58 61	331	A Detroit Mercy	95 54						
216	H Milwaukee	60 53	259	H Youngstown St.	77 69						
181	A Northern Ky.	62 65	197	H Cleveland St.	58 48						
156	A Wright St.	62 58	340	A UIC	88 49						

Non-Div I Games: Ind.-Northwest 103 45

IUPUI

Loss, Non-Conf, S Site, H Home A Away N Neutral

## Idaho

Through Games Of March 4, 2020

Average RPI Win: <b>232</b>	WON-LOST	WINNING	LAST 10	STRENGTH OF	OPP. STRENGTH	TEAM	ADJ.	CONF.	ADJ CONF.
Average RPI Loss: <b>131</b>	RECORD	PCT. RANK	GAMES	SCHEDULE	OF SCHEDULE	RPI	RPI	RPI	RPI
DIV. I ONLY	19- 9	70	7-3	252	179	120	120	18	18
DIV. I NON-CONF.	5- 4	140	0	167	108	114	114	17	17
TOTALS	RPI 1-25	RPI 26-50	W-L RECORDS	RPI 51-100	RPI 101-150	RPI 150+			
19- 9	0- 1	0- 0	OVERALL	1- 3	1- 0	17- 5			
10- 2	0- 0	0- 0	HOME	0- 1	0- 0	10- 1			
9- 5	0- 0	0- 0	AWAY	1- 2	1- 0	7- 3			
0- 2	0- 1	0- 0	NEUTRAL	0- 0	0- 0	0- 1			
5- 4	0- 1	0- 0	NON-CONFERENCE	0- 2	1- 0	4- 1			
2- 0	0- 0	0- 0	HOME	0- 0	0- 0	2- 0			
3- 2	0- 0	0- 0	AWAY	0- 2	1- 0	2- 0			
0- 2	0- 1	0- 0	NEUTRAL	0- 0	0- 0	0- 1			
14- 5	0- 0	0- 0	CONFERENCE	1- 1	0- 0	13- 4			
8- 2	0- 0	0- 0	HOME	0- 1	0- 0	8- 1			
6- 3	0- 0	0- 0	AWAY	1- 0	0- 0	5- 3			
0- 0	0- 0	0- 0	NEUTRAL	0- 0	0- 0	0- 0			

RPI 1-25				RPI 26-50				RPI 51-100				RPI 101+				Team's RPI: 120	
RPI	S	Opponent	Score	RPI	S	Opponent	Score	RPI	S	Opponent	Score	RPI	S	Opponent	Score		
23	N	Old Dominion	55 67					60	A	Oklahoma St.	47 62	111	A	San Diego	65 32		
								67	A	Montana St.	69 68	152	A	Montana	60 69		
								67	H	Montana St.	56 62	152	H	Montana	52 51		
								69	A	South Fla.	64 67	167	H	Idaho St.	62 56		
												175	A	Northern Ariz.	67 70		
												175	H	Northern Ariz.	70 71		
												185	A	Southern Utah	71 56		
												185	H	Southern Utah	70 57		
												201	A	Portland St.	53 74		
												201	H	Portland St.	65 52		
												206	A	San Francisco	66 60		
												223	H	Hawaii	67 52		
												226	A	Northern Colo.	57 46		
												226	H	Northern Colo.	70 65		
												260	N	Lamar University	44 47		
												290	H	Colorado St.	61 54		
												304	A	Sacramento St.	96 88		
												304	H	Sacramento St.	70 44		
												308	A	Seattle U	90 84		
												309	A	Eastern Wash.	75 46		
												309	H	Eastern Wash.	69 60		
												322	A	Weber St.	91 57		
												322	H	Weber St.	70 50		
LAST 10 Division I																	
				322	A	Weber St.	91 57					201	H	Portland St.	65 52		
				185	H	Southern Utah	70 57					309	A	Eastern Wash.	75 46		
				226	H	Northern Colo.	70 65					152	A	Montana	60 69		
				304	A	Sacramento St.	96 88					67	H	Montana St.	56 62		
				175	A	Northern Ariz.	67 70					304	H	Sacramento St.	70 44		

Non-Div I Games:

Idaho

■ Loss, 
■ Non-Conf, 
■ S Site, 
■ Home 
■ A Away 
N Neutral

## Idaho St.

Through Games Of March 4, 2020

Average RPI Win:	253	WON-LOST	WINNING	LAST 10	STRENGTH OF	OPP. STRENGTH	TEAM	ADJ.	CONF.	ADJ CONF.
Average RPI Loss:	136	RECORD	PCT. RANK	GAMES	SCHEDULE	OF SCHEDULE	RPI	RPI	RPI	RPI
DIV. I ONLY	15- 11	131	9-1	281	174	167	167	18	18	
DIV. I NON-CONF.	2- 5	259	0	248	61	258	258	17	17	
TOTALS	RPI 1-25	RPI 26-50	W-L RECORDS	RPI 51-100	RPI 101-150	RPI 150+				
15- 11	0- 1	0- 1	OVERALL	0- 3	0- 1	15- 5				
7- 4	0- 0	0- 0	HOME	0- 1	0- 0	7- 3				
8- 7	0- 1	0- 1	AWAY	0- 2	0- 1	8- 2				
0- 0	0- 0	0- 0	NEUTRAL	0- 0	0- 0	0- 0				
2- 5	0- 1	0- 1	NON-CONFERENCE	0- 1	0- 0	2- 2				
1- 1	0- 0	0- 0	HOME	0- 0	0- 0	1- 1				
1- 4	0- 1	0- 1	AWAY	0- 1	0- 0	1- 1				
0- 0	0- 0	0- 0	NEUTRAL	0- 0	0- 0	0- 0				
13- 6	0- 0	0- 0	CONFERENCE	0- 2	0- 1	13- 3				
6- 3	0- 0	0- 0	HOME	0- 1	0- 0	6- 2				
7- 3	0- 0	0- 0	AWAY	0- 1	0- 1	7- 1				
0- 0	0- 0	0- 0	NEUTRAL	0- 0	0- 0	0- 0				

RPI 1-25				RPI 26-50				RPI 51-100				RPI 101+ Team's RPI: 167			
RPI	S	Opponent	Score	RPI	S	Opponent	Score	RPI	S	Opponent	Score	RPI	S	Opponent	Score
24	A	Duke	66 85	30	A	Arizona St.	69 74	60	A	Oklahoma St.	52 70	120	A	Idaho	56 62
								67	A	Montana St.	59 67	152	A	Montana	67 53
								67	H	Montana St.	55 74	152	H	Montana	72 59
												175	A	Northern Ariz.	79 76
												175	H	Northern Ariz.	59 70
												185	A	Southern Utah	65 72
												185	H	Southern Utah	73 54
												201	A	Portland St.	68 63
												201	H	Portland St.	64 69
												226	A	Northern Colo.	71 55
												226	H	Northern Colo.	59 39
												278	A	Utah St.	61 69
												291	H	California Baptist	68 74
												293	A	Utah Valley	88 61
												304	A	Sacramento St.	75 51
												304	H	Sacramento St.	80 62
												308	H	Seattle U	73 48
												309	A	Eastern Wash.	67 47
												309	H	Eastern Wash.	77 49
												322	A	Weber St.	65 54
												322	H	Weber St.	55 41
LAST 10 Division I															
				309	H	Eastern Wash.	77 49					67	H	Montana St.	55 74
				201	A	Portland St.	68 63					304	A	Sacramento St.	75 51
				226	A	Northern Colo.	71 55					175	A	Northern Ariz.	79 76
				322	H	Weber St.	55 41					185	H	Southern Utah	73 54
				152	H	Montana	72 59					226	H	Northern Colo.	59 39

Non-Div I Games: Arizona Christian 93 36 Montana Tech 83 57

Idaho St.

■ Loss, 
■ Non-Conf, S Site, 
■ Home 
■ Away 
N Neutral

Average RPI Win:	235	WON-LOST	WINNING	LAST 10	STRENGTH OF	OPP. STRENGTH	TEAM	ADJ.	CONF.	ADJ CONF.
Average RPI Loss:	52	RECORD	PCT. RANK	GAMES	SCHEDULE	OF SCHEDULE	RPI	RPI	RPI	RPI
DIV. I ONLY	11- 19	259	1-9	83	49	200	200	2	2	
DIV. I NON-CONF.	9- 2	37	0	319	315	162	162	1	1	
TOTALS	RPI 1-25	RPI 26-50	W-L RECORDS	RPI 51-100	RPI 101-150	RPI 150+				
11- 19	0- 8	0- 5	OVERALL	1- 3	1- 3	9- 0				
9- 9	0- 4	0- 2	HOME	1- 2	1- 1	7- 0				
2- 9	0- 4	0- 3	AWAY	0- 1	0- 1	2- 0				
0- 1	0- 0	0- 0	NEUTRAL	0- 0	0- 1	0- 0				
9- 2	0- 0	0- 0	NON-CONFERENCE	0- 1	1- 1	8- 0				
8- 1	0- 0	0- 0	HOME	0- 1	1- 0	7- 0				
1- 1	0- 0	0- 0	AWAY	0- 0	0- 1	1- 0				
0- 0	0- 0	0- 0	NEUTRAL	0- 0	0- 0	0- 0				
2- 17	0- 8	0- 5	CONFERENCE	1- 2	0- 2	1- 0				
1- 8	0- 4	0- 2	HOME	1- 1	0- 1	0- 0				
1- 8	0- 4	0- 3	AWAY	0- 1	0- 0	1- 0				
0- 1	0- 0	0- 0	NEUTRAL	0- 0	0- 1	0- 0				

RPI 1-25				RPI 26-50				RPI 51-100				RPI 101+ Team's RPI: 200			
RPI	S	Opponent	Score	RPI	S	Opponent	Score	RPI	S	Opponent	Score	RPI	S	Opponent	Score
3	H	Maryland	60 79	39	A	Michigan	59 80	61	H	Illinois St.	58 74	128	H	Holy Cross	78 75
8	A	Northwestern	58 75	42	A	Rutgers	41 72	87	H	Minnesota	74 71	143	H	Wisconsin	64 73
8	H	Northwestern	50 77	42	H	Rutgers	51 75	88	A	Nebraska	58 80	143	N	Wisconsin	55 71
12	A	Iowa	72 108	44	A	Purdue	67 81	94	H	Michigan St.	58 72	146	A	North Carolina	60 85
15	A	Indiana	42 83	44	H	Purdue	58 70					166	A	Missouri	58 51
15	H	Indiana	54 59									171	H	Austin Peay	76 62
22	A	Ohio St.	47 77									182	H	Merrimack	75 72
22	H	Ohio St.	58 78									215	A	Penn St.	70 66
												303	H	Presbyterian	71 52
												326	H	Bryant	69 55
												327	H	Ark.-Pine Bluff	65 50
												332	H	Evansville	59 44
												349	H	Chicago St.	96 66
LAST 10 Division I															
143	N	Wisconsin	55 71	44	H	Purdue	58 70	15	H	Indiana	54 59				
8	A	Northwestern	58 75	215	A	Penn St.	70 66	22	H	Ohio St.	58 78				
94	H	Michigan St.	58 72	143	H	Wisconsin	64 73								
88	A	Nebraska	58 80												
39	A	Michigan	59 80												

Non-Div I Games:

Illinois

Average RPI Win:	164	WON-LOST	WINNING	LAST 10	STRENGTH OF	OPP. STRENGTH	TEAM	ADJ.	CONF.	ADJ CONF.
Average RPI Loss:	74	RECORD	PCT. RANK	GAMES	SCHEDULE	OF SCHEDULE	RPI	RPI	RPI	RPI
DIV. I ONLY	16- 10	108	6-4	48	104	61	61	8	8	
DIV. I NON-CONF.	7- 3	80	0	149	188	62	62	7	7	
TOTALS	RPI 1-25	RPI 26-50	W-L RECORDS	RPI 51-100	RPI 101-150	RPI 150+				
16- 10	1- 3	1- 3	OVERALL	4- 1	1- 1	9- 2				
11- 3	1- 1	1- 1	HOME	2- 0	0- 1	7- 0				
5- 7	0- 2	0- 2	AWAY	2- 1	1- 0	2- 2				
0- 0	0- 0	0- 0	NEUTRAL	0- 0	0- 0	0- 0				
7- 3	0- 0	1- 1	NON-CONFERENCE	0- 1	0- 0	6- 1				
5- 0	0- 0	1- 0	HOME	0- 0	0- 0	4- 0				
2- 3	0- 0	0- 1	AWAY	0- 1	0- 0	2- 1				
0- 0	0- 0	0- 0	NEUTRAL	0- 0	0- 0	0- 0				
9- 7	1- 3	0- 2	CONFERENCE	4- 0	1- 1	3- 1				
6- 3	1- 1	0- 1	HOME	2- 0	0- 1	3- 0				
3- 4	0- 2	0- 1	AWAY	2- 0	1- 0	0- 1				
0- 0	0- 0	0- 0	NEUTRAL	0- 0	0- 0	0- 0				

RPI 1-25				RPI 26-50				RPI 51-100				RPI 101+			
RPI	S	Opponent	Score	RPI	S	Opponent	Score	RPI	S	Opponent	Score	RPI	S	Opponent	Score
9	A	Missouri St.	74 87	28	A	Marquette	41 58	76	A	UNI	69 61	148	A	Valparaiso	72 60
9	H	Missouri St.	78 66	41	A	Bradley	61 76	76	H	UNI	65 57	148	H	Valparaiso	70 78
25	A	Drake	82 87	41	H	Bradley	62 66	95	A	Saint Louis	56 61	157	A	Loyola Chicago	64 69
25	H	Drake	67 69	47	H	UT Martin	70 47	100	A	Southern Ill.	62 54	157	H	Loyola Chicago	86 85
								100	H	Southern Ill.	66 56	158	H	Jackson St.	77 55
												171	A	Austin Peay	72 77
												180	H	Northern Ill.	69 66
												200	A	Illinois	74 58
												205	H	Western Ill.	78 65
												219	A	North Dakota	66 58
												273	H	Indiana St.	83 69
												332	H	Evansville	81 58
												338	H	SIUE	74 53
LAST 10 Division I															
100	H	Southern Ill.	66 56	157	H	Loyola Chicago	86 85								
9	H	Missouri St.	78 66	41	H	Bradley	62 66								
25	A	Drake	82 87	9	A	Missouri St.	74 87								
76	A	UNI	69 61	100	A	Southern Ill.	62 54								
148	H	Valparaiso	70 78	76	H	UNI	65 57								

Non-Div I Games: Truman 87 60

Illinois St.

Loss, Non-Conf, S Site, H Home A Away N Neutral

Average RPI Win:	248	WON-LOST	WINNING	LAST 10	STRENGTH OF	OPP. STRENGTH	TEAM	ADJ.	CONF.	ADJ CONF.
Average RPI Loss:	193	RECORD	PCT. RANK	GAMES	SCHEDULE	OF SCHEDULE	RPI	RPI	RPI	RPI
DIV. I ONLY	10- 14	225	6-4	320	257	272	272	23	23	
DIV. I NON-CONF.	0- 5	338	0	325	132	349	349	24	24	
TOTALS	RPI 1-25	RPI 26-50	W-L RECORDS	RPI 51-100	RPI 101-150	RPI 150+				
10- 14	0- 0	0- 0	OVERALL	2- 5	0- 0	8- 9				
5- 5	0- 0	0- 0	HOME	1- 1	0- 0	4- 4				
5- 9	0- 0	0- 0	AWAY	1- 4	0- 0	4- 5				
0- 0	0- 0	0- 0	NEUTRAL	0- 0	0- 0	0- 0				
0- 5	0- 0	0- 0	NON-CONFERENCE	0- 2	0- 0	0- 3				
0- 1	0- 0	0- 0	HOME	0- 0	0- 0	0- 1				
0- 4	0- 0	0- 0	AWAY	0- 2	0- 0	0- 2				
0- 0	0- 0	0- 0	NEUTRAL	0- 0	0- 0	0- 0				
10- 9	0- 0	0- 0	CONFERENCE	2- 3	0- 0	8- 6				
5- 4	0- 0	0- 0	HOME	1- 1	0- 0	4- 3				
5- 5	0- 0	0- 0	AWAY	1- 2	0- 0	4- 3				
0- 0	0- 0	0- 0	NEUTRAL	0- 0	0- 0	0- 0				

RPI S	Opponent	Score	RPI S	Opponent	Score	RPI S	Opponent	Score	RPI S	Opponent	Score	Team's RPI: 272
						66	A A&M-Corpus Christi	50 56	153	A Sam Houston St.	77 74	
						66	H A&M-Corpus Christi	38 64	173	A New Orleans	57 61	
						74	A Kansas St.	41 85	173	H New Orleans	55 67	
						89	A Ohio	41 78	231	H Central Ark.	37 47	
						91	A Abilene Christian	71 70	241	H San Diego St.	48 57	
						93	A SFA	45 67	248	A Southeastern La.	44 58	
						93	H SFA	60 52	257	H Nicholls St.	53 51	
									260	A Lamar University	67 48	
									260	H Lamar University	68 67	
									290	A Colorado St.	47 75	
									313	A UTSA	56 63	
									321	A Houston Baptist	49 66	
									321	H Houston Baptist	55 60	
									336	A Northwestern St.	69 67	
									336	H Northwestern St.	76 39	
									345	A McNeese	72 71	
									345	H McNeese	73 56	
LAST 10 Division I												
			321	A Houston Baptist	49 66	173	A New Orleans	57 61				
			66	A A&M-Corpus Christi	50 56	336	H Northwestern St.	76 39				
			260	H Lamar University	68 67	248	A Southeastern La.	44 58				
			93	H SFA	60 52	153	A Sam Houston St.	77 74				
			345	A McNeese	72 71	91	A Abilene Christian	71 70				

Non-Div I Games: Schreiner 70 35 Tex. A&M Int'l 55 38 Paul Quinn 79 62 UNKNOWN 74 52 Incarnate Word

Average RPI Win:	120	WON-LOST	WINNING	LAST 10	STRENGTH OF	OPP. STRENGTH	TEAM	ADJ.	CONF.	ADJ CONF.
Average RPI Loss:	9	RECORD	PCT. RANK	GAMES	SCHEDULE	OF SCHEDULE	RPI	RPI	RPI	RPI
DIV. I ONLY	23- 7	32	8-2	7	10	15	15	2	2	
DIV. I NON-CONF.	10- 2	29	0	13	46	10	10	1	1	
TOTALS	RPI 1-25	RPI 26-50	W-L RECORDS	RPI 51-100	RPI 101-150	RPI 150+				
23- 7	1- 7	4- 0	OVERALL	6- 0	6- 0	6- 0				
11- 4	0- 4	1- 0	HOME	3- 0	3- 0	4- 0				
10- 2	0- 2	3- 0	AWAY	3- 0	2- 0	2- 0				
2- 1	1- 1	0- 0	NEUTRAL	0- 0	1- 0	0- 0				
10- 2	1- 2	0- 0	NON-CONFERENCE	1- 0	5- 0	3- 0				
5- 1	0- 1	0- 0	HOME	0- 0	2- 0	3- 0				
3- 0	0- 0	0- 0	AWAY	1- 0	2- 0	0- 0				
2- 1	1- 1	0- 0	NEUTRAL	0- 0	1- 0	0- 0				
13- 5	0- 5	4- 0	CONFERENCE	5- 0	1- 0	3- 0				
6- 3	0- 3	1- 0	HOME	3- 0	1- 0	1- 0				
7- 2	0- 2	3- 0	AWAY	2- 0	0- 0	2- 0				
0- 0	0- 0	0- 0	NEUTRAL	0- 0	0- 0	0- 0				

RPI 1-25				Team's RPI: 15		RPI 26-50				RPI 51-100				RPI 101+			
RPI	S	Opponent	Score	RPI	S	Opponent	Score	RPI	S	Opponent	Score	RPI	S	Opponent	Score		
1	N	South Carolina	71 57	39	A	Michigan	78 60	87	A	Minnesota	75 69	103	N	Washington St.	78 44		
3	A	Maryland	62 76	42	A	Rutgers	66 56	87	H	Minnesota	65 52	110	A	Miami (FL)	58 45		
3	H	Maryland	69 79	44	A	Purdue	66 54	88	A	Nebraska	57 53	134	A	Florida	73 49		
4	N	Baylor	62 77	44	H	Purdue	66 48	88	H	Nebraska	81 53	139	H	North Florida	72 45		
8	H	Northwestern	69 71					94	H	Michigan St.	79 67	141	H	Mt. St. Mary's	75 52		
12	A	Iowa	85 91					96	A	Butler	64 53	143	H	Wisconsin	75 65		
13	H	UCLA	58 68									158	H	Jackson St.	91 51		
22	H	Ohio St.	76 80									200	A	Illinois	59 54		
												200	H	Illinois	83 42		
												215	A	Penn St.	76 60		
												257	H	Nicholls St.	111 47		
												259	H	Youngstown St.	93 56		
LAST 10 Division I																	
				39	A	Michigan	78 60	88	A	Nebraska	57 53						
				88	H	Nebraska	81 53	3	H	Maryland	69 79						
				87	A	Minnesota	75 69	44	A	Purdue	66 54						
				22	H	Ohio St.	76 80	143	H	Wisconsin	75 65						
				200	A	Illinois	59 54	87	H	Minnesota	65 52						

Non-Div I Games:

Indiana

■ Loss, 
 ■ Non-Conf, S Site, 
 ■ Home 
 ■ Away 
 N Neutral

Average RPI Win:	258	WON-LOST	WINNING	LAST 10	STRENGTH OF	OPP. STRENGTH	TEAM	ADJ.	CONF.	ADJ CONF.
Average RPI Loss:	119	RECORD	PCT. RANK	GAMES	SCHEDULE	OF SCHEDULE	RPI	RPI	RPI	RPI
DIV. I ONLY	5- 23	324	3-7	104	135	273	273	8	8	
DIV. I NON-CONF.	2- 10	313	0	210	292	300	300	7	7	
TOTALS	RPI 1-25	RPI 26-50	W-L RECORDS	RPI 51-100	RPI 101-150	RPI 150+				
5- 23	0- 4	0- 1	OVERALL	1- 6	0- 5	4- 7				
2- 9	0- 2	0- 0	HOME	1- 2	0- 2	1- 3				
3- 13	0- 2	0- 1	AWAY	0- 4	0- 3	3- 3				
0- 1	0- 0	0- 0	NEUTRAL	0- 0	0- 0	0- 1				
2- 10	0- 0	0- 0	NON-CONFERENCE	0- 2	0- 3	2- 5				
0- 4	0- 0	0- 0	HOME	0- 1	0- 1	0- 2				
2- 5	0- 0	0- 0	AWAY	0- 1	0- 2	2- 2				
0- 1	0- 0	0- 0	NEUTRAL	0- 0	0- 0	0- 1				
3- 13	0- 4	0- 1	CONFERENCE	1- 4	0- 2	2- 2				
2- 5	0- 2	0- 0	HOME	1- 1	0- 1	1- 1				
1- 8	0- 2	0- 1	AWAY	0- 3	0- 1	1- 1				
0- 0	0- 0	0- 0	NEUTRAL	0- 0	0- 0	0- 0				

RPI S	Opponent	Score	RPI S	Opponent	Score	RPI S	Opponent	Score	RPI S	Opponent	Score	Team's RPI: 273
9	A Missouri St.	58 82	41	A Bradley	75 91	61	A Illinois St.	69 83	109	H Southeast Mo. St.	58 68	
9	H Missouri St.	55 76				76	A UNI	43 73	121	A Kansas	72 84	
25	A Drake	65 105				76	H UNI	65 63	135	A Pacific	66 83	
25	H Drake	71 92				81	A Colorado	46 59	148	A Valparaiso	45 61	
						95	H Saint Louis	53 55	148	H Valparaiso	56 75	
						100	A Southern Ill.	42 60	157	A Loyola Chicago	55 65	
						100	H Southern Ill.	55 78	157	H Loyola Chicago	51 58	
									181	H Northern Ky.	68 70	
									205	A Western Ill.	72 83	
									208	A Eastern Ill.	59 57	
									236	A Murray St.	62 70	
									243	H Marshall	60 72	
									284	N CSUN	59 67	
									332	A Evansville	70 58	
									332	H Evansville	68 58	
									340	A UIC	61 40	
LAST 10 Division I												
332	A Evansville	70 58	148	A Valparaiso	45 61							
9	A Missouri St.	58 82	157	A Loyola Chicago	55 65							
100	A Southern Ill.	42 60	332	H Evansville	68 58							
25	H Drake	71 92	100	H Southern Ill.	55 78							
76	H UNI	65 63	9	H Missouri St.	55 76							

Non-Div I Games:

Indiana St.

■ Loss, 
■ Non-Conf, 
■ S Site, 
■ H Home 
■ A Away 
N Neutral



Average RPI Win:	283	WON-LOST	WINNING	LAST 10	STRENGTH OF	OPP. STRENGTH	TEAM	ADJ.	CONF.	ADJ CONF.
Average RPI Loss:	151	RECORD	PCT. RANK	GAMES	SCHEDULE	OF SCHEDULE	RPI	RPI	RPI	RPI
DIV. I ONLY	9- 18	274	5-5	151	270	253	253	24	24	
DIV. I NON-CONF.	1- 8	322	0	25	191	217	217	25	25	
TOTALS	RPI 1-25	RPI 26-50	W-L RECORDS	RPI 51-100	RPI 101-150	RPI 150+				
9- 18	0- 1	0- 0	OVERALL	0- 6	0- 3	9- 8				
3- 10	0- 0	0- 0	HOME	0- 3	0- 2	3- 5				
6- 6	0- 1	0- 0	AWAY	0- 3	0- 0	6- 2				
0- 2	0- 0	0- 0	NEUTRAL	0- 0	0- 1	0- 1				
1- 8	0- 1	0- 0	NON-CONFERENCE	0- 3	0- 3	1- 1				
0- 3	0- 0	0- 0	HOME	0- 1	0- 2	0- 0				
1- 3	0- 1	0- 0	AWAY	0- 2	0- 0	1- 0				
0- 2	0- 0	0- 0	NEUTRAL	0- 0	0- 1	0- 1				
8- 10	0- 0	0- 0	CONFERENCE	0- 3	0- 0	8- 7				
3- 7	0- 0	0- 0	HOME	0- 2	0- 0	3- 5				
5- 3	0- 0	0- 0	AWAY	0- 1	0- 0	5- 2				
0- 0	0- 0	0- 0	NEUTRAL	0- 0	0- 0	0- 0				

RPI 1-25				RPI 26-50				RPI 51-100				RPI 101+ Team's RPI: 253			
RPI	S	Opponent	Score	RPI	S	Opponent	Score	RPI	S	Opponent	Score	RPI	S	Opponent	Score
18	A	Central Mich.	50 70					55	H	Marist	56 73	123	H	Duquesne	74 76
								68	A	Penn	42 74	127	N	Washington	34 65
								77	H	Seton Hall	37 89	145	H	Massachusetts	51 65
								85	A	Stony Brook	40 59	184	N	Towson	58 75
								92	A	Rider	41 53	188	A	Manhattan	32 54
								92	H	Rider	37 81	188	H	Manhattan	47 59
												190	A	Quinnipiac	75 71
												190	H	Quinnipiac	63 67
												233	A	Fairfield	59 52
												233	H	Fairfield	40 52
												265	A	Winthrop	68 61
												281	A	Siena	45 57
												281	H	Siena	58 47
												282	A	Niagara	70 58
												282	H	Niagara	57 63
												298	A	Monmouth	36 33
												298	H	Monmouth	50 56
												323	H	Saint Peter's	69 59
												337	A	Canisius	60 57
												337	H	Canisius	78 72
LAST 10 Division I															
188	H	Manhattan	47 59	233	A	Fairfield	59 52								
281	A	Siena	45 57	298	H	Monmouth	50 56								
337	H	Canisius	78 72	282	A	Niagara	70 58								
92	A	Rider	41 53	337	A	Canisius	60 57								
281	H	Siena	58 47	55	H	Marist	56 73								

Non-Div I Games:

Iona

■ Loss, 
 ■ Non-Conf, 
 S Site, 
 ■ Home 
 ■ Away 
 N Neutral

Average RPI Win:	112	WON-LOST	WINNING	LAST 10	STRENGTH OF	OPP. STRENGTH	TEAM	ADJ.	CONF.	ADJ CONF.
Average RPI Loss:	63	RECORD	PCT. RANK	GAMES	SCHEDULE	OF SCHEDULE	RPI	RPI	RPI	RPI
DIV. I ONLY	23- 6	26	7-3	22	11	12	12	2	2	
DIV. I NON-CONF.	9- 2	37	0	39	69	17	17	1	1	
TOTALS	RPI 1-25	RPI 26-50	W-L RECORDS	RPI 51-100	RPI 101-150	RPI 150+				
23- 6	6- 1	2- 2	OVERALL	5- 2	3- 1	7- 0				
15- 0	5- 0	0- 0	HOME	3- 0	2- 0	5- 0				
6- 5	1- 1	2- 2	AWAY	1- 2	1- 0	1- 0				
2- 1	0- 0	0- 0	NEUTRAL	1- 0	0- 1	1- 0				
9- 2	2- 0	1- 0	NON-CONFERENCE	1- 1	1- 1	4- 0				
6- 0	2- 0	0- 0	HOME	0- 0	1- 0	3- 0				
1- 1	0- 0	1- 0	AWAY	0- 1	0- 0	0- 0				
2- 1	0- 0	0- 0	NEUTRAL	1- 0	0- 1	1- 0				
14- 4	4- 1	1- 2	CONFERENCE	4- 1	2- 0	3- 0				
9- 0	3- 0	0- 0	HOME	3- 0	1- 0	2- 0				
5- 4	1- 1	1- 2	AWAY	1- 1	1- 0	1- 0				
0- 0	0- 0	0- 0	NEUTRAL	0- 0	0- 0	0- 0				

RPI	S	Opponent	Score	RPI	S	Opponent	Score	RPI	S	Opponent	Score	RPI	S	Opponent	Score
3	A	Maryland	59 93	39	A	Michigan	63 78	76	A	UNI	66 88	127	N	Washington	63 70
3	H	Maryland	66 61	42	A	Rutgers	74 78	79	N	Cincinnati	69 61	143	A	Wisconsin	85 78
8	A	Northwestern	77 51	44	A	Purdue	83 71	87	A	Minnesota	76 75	143	H	Wisconsin	97 71
11	H	Princeton	77 75	48	A	Iowa St.	75 69	87	H	Minnesota	90 82	144	H	North Ala.	86 81
15	H	Indiana	91 85					88	A	Nebraska	69 78	184	N	Towson	100 72
22	H	Ohio St.	77 68					88	H	Nebraska	76 60	191	H	Fla. Atlantic	85 53
25	H	Drake	79 67					94	H	Michigan St.	74 57	200	H	Illinois	108 72
												215	A	Penn St.	77 66
												215	H	Penn St.	100 57
												218	H	Clemson	74 60
												306	H	N.C. Central	102 50
LAST 10 Division I															
42	A	Rutgers	74 78	44	A	Purdue	83 71								
87	H	Minnesota	90 82	88	H	Nebraska	76 60								
215	H	Penn St.	100 57	39	A	Michigan	63 78								
143	H	Wisconsin	97 71	215	A	Penn St.	77 66								
3	A	Maryland	59 93	94	H	Michigan St.	74 57								

Non-Div I Games:

Iowa

Average RPI Win:	134	WON-LOST	WINNING	LAST 10	STRENGTH OF	OPP. STRENGTH	TEAM	ADJ.	CONF.	ADJ CONF.
Average RPI Loss:	50	RECORD	PCT. RANK	GAMES	SCHEDULE	OF SCHEDULE	RPI	RPI	RPI	RPI
DIV. I ONLY	17- 11	111	5-5	20	53	48	48	3	3	
DIV. I NON-CONF.	8- 3	68	0	57	230	61	61	3	3	
TOTALS	RPI 1-25	RPI 26-50	W-L RECORDS	RPI 51-100	RPI 101-150	RPI 150+				
17- 11	0- 5	1- 1	OVERALL	6- 4	5- 1	5- 0				
11- 5	0- 2	0- 1	HOME	4- 1	3- 1	4- 0				
6- 6	0- 3	1- 0	AWAY	2- 3	2- 0	1- 0				
0- 0	0- 0	0- 0	NEUTRAL	0- 0	0- 0	0- 0				
8- 3	0- 2	0- 0	NON-CONFERENCE	1- 1	2- 0	5- 0				
6- 2	0- 1	0- 0	HOME	0- 1	2- 0	4- 0				
2- 1	0- 1	0- 0	AWAY	1- 0	0- 0	1- 0				
0- 0	0- 0	0- 0	NEUTRAL	0- 0	0- 0	0- 0				
9- 8	0- 3	1- 1	CONFERENCE	5- 3	3- 1	0- 0				
5- 3	0- 1	0- 1	HOME	4- 0	1- 1	0- 0				
4- 5	0- 2	1- 0	AWAY	1- 3	2- 0	0- 0				
0- 0	0- 0	0- 0	NEUTRAL	0- 0	0- 0	0- 0				

RPI S	Opponent	Score	RPI S	Opponent	Score	Team's RPI: 48	RPI S	Opponent	Score	RPI S	Opponent	Score
4	A Baylor	62 83	46	A Texas	69 51		56	A West Virginia	71 79	121	A Kansas	61 42
12	H Iowa	69 75	46	H Texas	75 81		56	H West Virginia	61 58	121	H Kansas	89 67
19	A TCU	72 82					57	A Alabama	75 66	137	H Texas Southern	79 59
19	H TCU	74 77					60	A Oklahoma St.	64 63	142	A Texas Tech	96 66
25	A Drake	81 86					60	H Oklahoma St.	74 63	142	H Texas Tech	74 77
							74	A Kansas St.	51 60	144	H North Ala.	80 72
							74	H Kansas St.	73 59	156	H Wright St.	79 71
							76	H UNI	63 71	173	H New Orleans	71 53
							80	A Oklahoma	72 81	254	H Southern U.	69 36
							80	H Oklahoma	63 59	267	A North Dakota St.	86 58
										327	H Ark.-Pine Bluff	90 40
LAST 10 Division I												
121	A Kansas	61 42	46	A Texas	69 51							
56	H West Virginia	61 58	80	H Oklahoma	63 59							
74	A Kansas St.	51 60	60	H Oklahoma St.	74 63							
142	H Texas Tech	74 77	56	A West Virginia	71 79							
19	A TCU	72 82	4	A Baylor	62 83							

Non-Div I Games:

Iowa St.

■ Loss, 
 ■ Non-Conf, S Site, 
 ■ Home 
 ■ Away 
 N Neutral

Average RPI Win:	286	WON-LOST	WINNING	LAST 10	STRENGTH OF	OPP. STRENGTH	TEAM	ADJ.	CONF.	ADJ CONF.
Average RPI Loss:	131	RECORD	PCT. RANK	GAMES	SCHEDULE	OF SCHEDULE	RPI	RPI	RPI	RPI
DIV. I ONLY	17- 9	86	9-1	328	326	158	158	32	32	
DIV. I NON-CONF.	2- 8	295	0	120	48	228	228	31	31	
TOTALS	RPI 1-25	RPI 26-50	W-L RECORDS	RPI 51-100	RPI 101-150	RPI 150+				
17- 9	0- 2	0- 1	OVERALL	0- 1	2- 1	15- 4				
10- 1	0- 1	0- 0	HOME	0- 0	1- 0	9- 0				
7- 8	0- 1	0- 1	AWAY	0- 1	1- 1	6- 4				
0- 0	0- 0	0- 0	NEUTRAL	0- 0	0- 0	0- 0				
2- 8	0- 2	0- 1	NON-CONFERENCE	0- 1	0- 1	2- 3				
1- 1	0- 1	0- 0	HOME	0- 0	0- 0	1- 0				
1- 7	0- 1	0- 1	AWAY	0- 1	0- 1	1- 3				
0- 0	0- 0	0- 0	NEUTRAL	0- 0	0- 0	0- 0				
15- 1	0- 0	0- 0	CONFERENCE	0- 0	2- 0	13- 1				
9- 0	0- 0	0- 0	HOME	0- 0	1- 0	8- 0				
6- 1	0- 0	0- 0	AWAY	0- 0	1- 0	5- 1				
0- 0	0- 0	0- 0	NEUTRAL	0- 0	0- 0	0- 0				

RPI 1-25			RPI 26-50			RPI 51-100			RPI 101+ Team's RPI: 158		
RPI	S	Opponent	Score	RPI	S	Opponent	Score	RPI	S	Opponent	Score
14	H	Mississippi St.	53 92	41	A	Bradley	69 78	61	A	Illinois St.	55 77
15	A	Indiana	51 91					110	A	Miami (FL)	68 83
								137	A	Texas Southern	72 61
								137	H	Texas Southern	81 79
								165	A	Tulane	46 82
								189	H	Louisiana	65 54
								231	A	Central Ark.	54 57
								242	H	Alabama A&M	67 53
								248	A	Southeastern La.	59 63
								254	A	Southern U.	72 51
								254	H	Southern U.	60 57
								297	A	Prairie View	52 62
								297	H	Prairie View	53 49
								320	H	Alabama St.	94 62
								324	A	Alcorn	83 67
								324	H	Alcorn	76 66
								327	A	Ark.-Pine Bluff	56 44
								327	H	Ark.-Pine Bluff	68 47
								336	A	Northwestern St.	66 49
								347	A	Grambling	82 59
								347	H	Grambling	61 46
								351	A	Mississippi Val.	90 61
								351	H	Mississippi Val.	103 53
LAST 10 Division I											
327	H	Ark.-Pine Bluff	68 47	254	H	Southern U.	60 57				
351	H	Mississippi Val.	103 53	324	H	Alcorn	76 66				
347	A	Grambling	82 59	327	A	Ark.-Pine Bluff	56 44				
297	A	Prairie View	52 62	351	A	Mississippi Val.	90 61				
137	A	Texas Southern	72 61	347	H	Grambling	61 46				

Non-Div I Games:

Jackson St.

■ Loss, 
 ■ Non-Conf, 
 ■ S Site, 
 ■ H Home 
 ■ A Away 
 N Neutral

# Jacksonville

# Through Games Of March 4, 2020

Average RPI Win:	259	WON-LOST	WINNING	LAST 10	STRENGTH OF	OPP. STRENGTH	TEAM	ADJ.	CONF.	ADJ CONF.
Average RPI Loss:	91	RECORD	PCT. RANK	GAMES	SCHEDULE	OF SCHEDULE	RPI	RPI	RPI	RPI
DIV. I ONLY	16- 11	123	7-3	223	184	151	151	15	15	
DIV. I NON-CONF.	6- 5	151	0	253	272	186	186	14	14	
TOTALS	RPI 1-25	RPI 26-50	W-L RECORDS	RPI 51-100	RPI 101-150	RPI 150+				
16- 11	0- 0	0- 3	OVERALL	0- 4	2- 3	14- 1				
8- 5	0- 0	0- 1	HOME	0- 1	1- 2	7- 1				
8- 6	0- 0	0- 2	AWAY	0- 3	1- 1	7- 0				
0- 0	0- 0	0- 0	NEUTRAL	0- 0	0- 0	0- 0				
6- 5	0- 0	0- 1	NON-CONFERENCE	0- 2	0- 1	6- 1				
3- 2	0- 0	0- 0	HOME	0- 0	0- 1	3- 1				
3- 3	0- 0	0- 1	AWAY	0- 2	0- 0	3- 0				
0- 0	0- 0	0- 0	NEUTRAL	0- 0	0- 0	0- 0				
10- 6	0- 0	0- 2	CONFERENCE	0- 2	2- 2	8- 0				
5- 3	0- 0	0- 1	HOME	0- 1	1- 1	4- 0				
5- 3	0- 0	0- 1	AWAY	0- 1	1- 1	4- 0				
0- 0	0- 0	0- 0	NEUTRAL	0- 0	0- 0	0- 0				

RPI S	Opponent	Score	RPI S	Opponent	Score	RPI S	Opponent	Score	RPI S	Opponent	Score	Team's RPI: 151
35	A FGCU	64 77	35	H FGCU	68 81	69	A South Fla.	39 70	104	H Bethune-Cookman	52 53	
38	A Florida St.	41 75				81	A Colorado	44 66	139	A North Florida	69 60	
						99	A Liberty	76 85	139	H North Florida	64 70	
						99	H Liberty	59 65	144	A North Ala.	65 76	
									144	H North Ala.	67 56	
									155	H Norfolk St.	64 71	
									224	A Kennesaw St.	93 83	
									224	H Kennesaw St.	88 81	
									225	A Stetson	71 57	
									225	H Stetson	57 52	
									235	A Jacksonville St.	55 40	
									256	A Lipscomb	73 64	
									256	H Lipscomb	76 53	
									257	H Nicholls St.	72 55	
									302	H FIU	77 52	
									328	A Mercer	87 83	
									329	A NJIT	66 54	
									329	H NJIT	88 67	
									330	H USC Upstate	87 43	
									341	A Florida A&M	88 54	
LAST 10 Division I												
35	A FGCU	64 77	99	H Liberty	59 65							
225	A Stetson	71 57	329	A NJIT	66 54							
256	H Lipscomb	76 53	35	H FGCU	68 81							
224	H Kennesaw St.	88 81	144	H North Ala.	67 56							
139	A North Florida	69 60	256	A Lipscomb	73 64							

Non-Div I Games: Thomas (GA) 94 36 Johnson (FL) 114 35

Jacksonville

Loss, Non-Conf, S Site, H Home A Away N Neutral

Average RPI Win:	250	WON-LOST	WINNING	LAST 10	STRENGTH OF	OPP. STRENGTH	TEAM	ADJ.	CONF.	ADJ CONF.
Average RPI Loss:	160	RECORD	PCT. RANK	GAMES	SCHEDULE	OF SCHEDULE	RPI	RPI	RPI	RPI
DIV. I ONLY	12- 15	207	6-4	243	245	235	235	20	20	
DIV. I NON-CONF.	2- 7	288	0	301	224	329	329	23	23	
TOTALS	RPI 1-25	RPI 26-50	W-L RECORDS	RPI 51-100	RPI 101-150	RPI 150+				
12- 15	0- 0	0- 3	OVERALL	1- 1	1- 3	10- 8				
8- 4	0- 0	0- 1	HOME	1- 0	1- 0	6- 3				
4- 9	0- 0	0- 2	AWAY	0- 1	0- 3	4- 3				
0- 2	0- 0	0- 0	NEUTRAL	0- 0	0- 0	0- 2				
2- 7	0- 0	0- 1	NON-CONFERENCE	0- 0	0- 2	2- 4				
2- 1	0- 0	0- 0	HOME	0- 0	0- 0	2- 1				
0- 4	0- 0	0- 1	AWAY	0- 0	0- 2	0- 1				
0- 2	0- 0	0- 0	NEUTRAL	0- 0	0- 0	0- 2				
10- 8	0- 0	0- 2	CONFERENCE	1- 1	1- 1	8- 4				
6- 3	0- 0	0- 1	HOME	1- 0	1- 0	4- 2				
4- 5	0- 0	0- 1	AWAY	0- 1	0- 1	4- 2				
0- 0	0- 0	0- 0	NEUTRAL	0- 0	0- 0	0- 0				

RPI 1-25				RPI 26-50				RPI 51-100				RPI 101+				Team's RPI: 235	
RPI	S	Opponent	Score	RPI	S	Opponent	Score	RPI	S	Opponent	Score	RPI	S	Opponent	Score		
				43	A	Troy	64 94	52	A	Belmont	49 61	105	A	Auburn	53 62		
				47	A	UT Martin	72 86	52	H	Belmont	60 41	109	A	Southeast Mo. St.	52 79		
				47	H	UT Martin	56 73					109	H	Southeast Mo. St.	72 51		
												118	A	Vanderbilt	66 88		
												151	H	Jacksonville	40 55		
												171	H	Austin Peay	57 63		
												181	N	Northern Ky.	63 66		
												208	A	Eastern Ill.	52 55		
												210	A	Tennessee Tech	66 50		
												210	H	Tennessee Tech	64 61		
												236	H	Murray St.	68 51		
												256	H	Lipscomb	65 63		
												280	A	Morehead St.	48 67		
												280	H	Morehead St.	55 69		
												285	N	Oakland	55 61		
												287	A	Eastern Ky.	43 33		
												287	H	Eastern Ky.	68 54		
												320	A	Alabama St.	63 68		
												334	A	Tennessee St.	63 45		
												334	H	Tennessee St.	70 48		
												338	A	SIUE	53 44		
												341	H	Florida A&M	72 67		
LAST 10 Division I																	
				210	H	Tennessee Tech	64 61	210	A	Tennessee Tech	66 50						
				334	A	Tennessee St.	63 45	47	A	UT Martin	72 86						
				47	H	UT Martin	56 73	109	A	Southeast Mo. St.	52 79						
				109	H	Southeast Mo. St.	72 51	52	H	Belmont	60 41						
				52	A	Belmont	49 61	334	H	Tennessee St.	70 48						

Non-Div I Games: Clark Atlanta 75 46 Fort Valley St. 87 65

Jacksonville St.

Loss, Non-Conf, S Site, H Home A Away N Neutral

Average RPI Win: <b>183</b>	WON-LOST	WINNING	LAST 10	STRENGTH OF	OPP. STRENGTH	TEAM	ADJ.	CONF.	ADJ CONF.
Average RPI Loss: <b>71</b>	RECORD	PCT. RANK	GAMES	SCHEDULE	OF SCHEDULE	RPI	RPI	RPI	RPI
DIV. I ONLY	23- 4	17	9-1	157	99	36	36	14	14
DIV. I NON-CONF.	9- 2	37	0	83	16	31	31	13	13
TOTALS	RPI 1-25	RPI 26-50	W-L RECORDS	RPI 51-100	RPI 101-150	RPI 150+			
23- 4	0- 1	2- 1	OVERALL	3- 1	5- 0	13- 1			
14- 1	0- 1	1- 0	HOME	2- 0	3- 0	8- 0			
8- 3	0- 0	0- 1	AWAY	1- 1	2- 0	5- 1			
1- 0	0- 0	1- 0	NEUTRAL	0- 0	0- 0	0- 0			
9- 2	0- 1	1- 0	NON-CONFERENCE	3- 1	2- 0	3- 0			
5- 1	0- 1	0- 0	HOME	2- 0	1- 0	2- 0			
3- 1	0- 0	0- 0	AWAY	1- 1	1- 0	1- 0			
1- 0	0- 0	1- 0	NEUTRAL	0- 0	0- 0	0- 0			
14- 2	0- 0	1- 1	CONFERENCE	0- 0	3- 0	10- 1			
9- 0	0- 0	1- 0	HOME	0- 0	2- 0	6- 0			
5- 2	0- 0	0- 1	AWAY	0- 0	1- 0	4- 1			
0- 0	0- 0	0- 0	NEUTRAL	0- 0	0- 0	0- 0			

RPI 1-25				RPI 26-50				Team's RPI: 36				RPI 51-100				RPI 101+			
RPI	S	Opponent	Score	RPI	S	Opponent	Score	RPI	S	Opponent	Score	RPI	S	Opponent	Score	RPI	S	Opponent	Score
3	H	Maryland	68 70	37	N	UCF	46 43	58	A	Virginia	49 55	107	H	William & Mary	84 70				
				40	A	Drexel	48 70	64	H	St. John's (NY)	76 73	115	H	Robert Morris	59 32				
				40	H	Drexel	69 39	75	A	Villanova	56 52	147	A	George Washington	69 50				
								99	H	Liberty	76 53	150	A	Northeastern	86 64				
												150	H	Northeastern	67 54				
												177	H	Elon	61 48				
												178	A	Delaware	60 39				
												178	H	Delaware	69 64				
												184	A	Towson	75 76				
												184	H	Towson	81 39				
												240	A	Georgetown	66 59				
												261	A	Col. of Charleston	87 53				
												261	H	Col. of Charleston	81 50				
												269	A	UNCW	66 58				
												269	H	UNCW	76 52				
												271	H	Longwood	93 53				
												277	H	Delaware St.	83 64				
												325	A	Hofstra	89 52				
												325	H	Hofstra	92 50				
LAST 10 Division I																			
178	H	Delaware	69 64	261	H	Col. of Charleston	81 50												
40	H	Drexel	69 39	184	H	Towson	81 39												
325	A	Hofstra	89 52	40	A	Drexel	48 70												
150	A	Northeastern	86 64	178	A	Delaware	60 39												
269	H	UNCW	76 52	150	H	Northeastern	67 54												

Non-Div I Games:

James Madison

■ Loss, 
■ Non-Conf, S Site, 
■ Home 
■ Away 
N Neutral

Kansas

Through Games Of March 4, 2020

Average RPI Win:	184	WON-LOST	WINNING	LAST 10	STRENGTH OF	OPP. STRENGTH	TEAM	ADJ.	CONF.	ADJ CONF.
Average RPI Loss:	50	RECORD	PCT. RANK	GAMES	SCHEDULE	OF SCHEDULE	RPI	RPI	RPI	RPI
DIV. I ONLY	15- 13	154	3-7	81	44	121	121	3	3	
DIV. I NON-CONF.	11- 0	1	0	307	228	57	57	3	3	
TOTALS	RPI 1-25	RPI 26-50	W-L RECORDS	RPI 51-100	RPI 101-150	RPI 150+				
15- 13	0- 4	1- 3	OVERALL	3- 5	2- 1	9- 0				
11- 6	0- 2	1- 1	HOME	1- 3	2- 0	7- 0				
3- 7	0- 2	0- 2	AWAY	2- 2	0- 1	1- 0				
1- 0	0- 0	0- 0	NEUTRAL	0- 0	0- 0	1- 0				
11- 0	0- 0	0- 0	NON-CONFERENCE	1- 0	1- 0	9- 0				
8- 0	0- 0	0- 0	HOME	0- 0	1- 0	7- 0				
2- 0	0- 0	0- 0	AWAY	1- 0	0- 0	1- 0				
1- 0	0- 0	0- 0	NEUTRAL	0- 0	0- 0	1- 0				
4- 13	0- 4	1- 3	CONFERENCE	2- 5	1- 1	0- 0				
3- 6	0- 2	1- 1	HOME	1- 3	1- 0	0- 0				
1- 7	0- 2	0- 2	AWAY	1- 2	0- 1	0- 0				
0- 0	0- 0	0- 0	NEUTRAL	0- 0	0- 0	0- 0				

RPI	S	Opponent	Score	RPI	S	Opponent	Score	RPI	S	Opponent	Score	RPI	S	Opponent	Score	Team's RPI: 121
4	A	Baylor	44 97	46	A	Texas	77 85	56	A	West Virginia	53 60	134	H	Florida	76 66	
4	H	Baylor	47 90	46	H	Texas	82 67	56	H	West Virginia	49 68	142	A	Texas Tech	72 89	
19	A	TCU	59 73	48	A	Iowa St.	67 89	60	A	Oklahoma St.	49 67	142	H	Texas Tech	67 50	
19	H	TCU	74 87	48	H	Iowa St.	42 61	60	H	Oklahoma St.	77 69	156	N	Wright St.	74 63	
								74	H	Kansas St.	61 69	191	A	Fla. Atlantic	90 60	
								80	A	Oklahoma	83 80	196	H	Saint Mary's (CA)	86 81	
								80	H	Oklahoma	82 94	217	H	UMass Lowell	79 44	
								95	A	Saint Louis	68 60	252	H	Texas St.	68 48	
												266	H	Wofford	83 64	
												273	H	Indiana St.	84 72	
												317	H	Omaha	63 48	
												340	H	UIC	91 50	
LAST 10 Division I																
48	H	Iowa St.	42 61	142	A	Texas Tech	72 89									
60	H	Oklahoma St.	77 69	19	H	TCU	74 87									
80	A	Oklahoma	83 80	4	A	Baylor	44 97									
56	A	West Virginia	53 60	80	H	Oklahoma	82 94									
46	H	Texas	82 67	74	H	Kansas St.	61 69									

Non-Div I Games:

Kansas

Loss, Non-Conf, S Site, H Home A Away N Neutral



Average RPI Win:	162	WON-LOST	WINNING	LAST 10	STRENGTH OF	OPP. STRENGTH	TEAM	ADJ.	CONF.	ADJ CONF.
Average RPI Loss:	53	RECORD	PCT. RANK	GAMES	SCHEDULE	OF SCHEDULE	RPI	RPI	RPI	RPI
DIV. I ONLY	15- 13	154	6-4	27	45	74	74	3	3	
DIV. I NON-CONF.	6- 5	151	0	175	210	177	177	3	3	
TOTALS	RPI 1-25	RPI 26-50	W-L RECORDS	RPI 51-100	RPI 101-150	RPI 150+				
15- 13	0- 5	2- 3	OVERALL	4- 3	3- 1	6- 1				
8- 6	0- 2	1- 1	HOME	1- 2	1- 1	5- 0				
7- 5	0- 3	1- 2	AWAY	3- 0	2- 0	1- 0				
0- 2	0- 0	0- 0	NEUTRAL	0- 1	0- 0	0- 1				
6- 5	0- 1	0- 1	NON-CONFERENCE	0- 1	0- 1	6- 1				
5- 1	0- 0	0- 0	HOME	0- 0	0- 1	5- 0				
1- 2	0- 1	0- 1	AWAY	0- 0	0- 0	1- 0				
0- 2	0- 0	0- 0	NEUTRAL	0- 1	0- 0	0- 1				
9- 8	0- 4	2- 2	CONFERENCE	4- 2	3- 0	0- 0				
3- 5	0- 2	1- 1	HOME	1- 2	1- 0	0- 0				
6- 3	0- 2	1- 1	AWAY	3- 0	2- 0	0- 0				
0- 0	0- 0	0- 0	NEUTRAL	0- 0	0- 0	0- 0				

RPI	S	Opponent	Score	RPI	S	Opponent	Score	RPI	S	Opponent	Score	RPI	S	Opponent	Score
2	A	Oregon	51 89	31	A	Arkansas	72 81	56	A	West Virginia	56 55	102	H	UT Arlington	53 57
4	A	Baylor	58 83	46	A	Texas	60 54	56	H	West Virginia	63 74	121	A	Kansas	69 61
4	H	Baylor	40 54	46	H	Texas	63 71	60	A	Oklahoma St.	62 52	142	A	Texas Tech	76 72
19	A	TCU	61 65	48	A	Iowa St.	59 73	60	H	Oklahoma St.	63 70	142	H	Texas Tech	84 70
19	H	TCU	52 54	48	H	Iowa St.	60 51	80	A	Oklahoma	87 85	202	N	Memphis	68 72
								80	H	Oklahoma	92 74	209	A	UMKC	74 67
								94	N	Michigan St.	60 65	214	H	Oral Roberts	109 69
												272	H	Incarnate Word	85 41
												296	H	UTRGV	79 66
												317	H	Omaha	73 48
												340	H	UIC	84 40
LAST 10 Division I															
60	A	Oklahoma St.	62 52	80	A	Oklahoma	87 85								
4	A	Baylor	58 83	56	A	West Virginia	56 55								
48	H	Iowa St.	60 51	4	H	Baylor	40 54								
46	A	Texas	60 54	142	H	Texas Tech	84 70								
19	H	TCU	52 54	19	A	TCU	61 65								

Non-Div I Games:

Kansas St.

■ Loss, 
■ Non-Conf, 
■ S Site, 
■ H Home 
■ A Away 
N Neutral

Average RPI Win:	264	WON-LOST	WINNING	LAST 10	STRENGTH OF	OPP. STRENGTH	TEAM	ADJ.	CONF.	ADJ CONF.
Average RPI Loss:	129	RECORD	PCT. RANK	GAMES	SCHEDULE	OF SCHEDULE	RPI	RPI	RPI	RPI
DIV. I ONLY	11- 15	220	4-6	222	183	224	224	15	15	
DIV. I NON-CONF.	5- 5	164	0	261	275	190	190	14	14	
TOTALS	RPI 1-25	RPI 26-50	W-L RECORDS	RPI 51-100	RPI 101-150	RPI 150+				
11- 15	0- 0	0- 2	OVERALL	0- 4	1- 5	10- 4				
5- 6	0- 0	0- 1	HOME	0- 2	1- 1	4- 2				
5- 9	0- 0	0- 1	AWAY	0- 2	0- 4	5- 2				
1- 0	0- 0	0- 0	NEUTRAL	0- 0	0- 0	1- 0				
5- 5	0- 0	0- 0	NON-CONFERENCE	0- 2	0- 2	5- 1				
2- 1	0- 0	0- 0	HOME	0- 1	0- 0	2- 0				
2- 4	0- 0	0- 0	AWAY	0- 1	0- 2	2- 1				
1- 0	0- 0	0- 0	NEUTRAL	0- 0	0- 0	1- 0				
6- 10	0- 0	0- 2	CONFERENCE	0- 2	1- 3	5- 3				
3- 5	0- 0	0- 1	HOME	0- 1	1- 1	2- 2				
3- 5	0- 0	0- 1	AWAY	0- 1	0- 2	3- 1				
0- 0	0- 0	0- 0	NEUTRAL	0- 0	0- 0	0- 0				

RPI 1-25				RPI 26-50				RPI 51-100				RPI 101+				Team's RPI: 224	
RPI	S	Opponent	Score	RPI	S	Opponent	Score	RPI	S	Opponent	Score	RPI	S	Opponent	Score		
				35	A	FGCU	63 80	71	A	Georgia	65 80	123	A	Duquesne	72 75		
				35	H	FGCU	64 89	72	H	Georgia Tech	47 63	129	A	Campbell	51 63		
								99	A	Liberty	66 76	139	A	North Florida	33 57		
								99	H	Liberty	70 76	139	H	North Florida	55 64		
												144	A	North Ala.	54 71		
												144	H	North Ala.	59 56		
												151	A	Jacksonville	81 88		
												151	H	Jacksonville	83 93		
												169	H	Samford	60 55		
												225	A	Stetson	70 67		
												225	H	Stetson	61 67		
												256	A	Lipscomb	74 66		
												256	H	Lipscomb	88 60		
												269	A	UNCW	58 56		
												295	N	UMBC	59 44		
												299	A	Ga. Southern	95 69		
												319	A	Navy	62 82		
												328	H	Mercer	92 64		
												329	A	NJIT	77 64		
												329	H	NJIT	85 62		
LAST 10 Division I																	
				99	H	Liberty	70 76	225	A	Stetson	70 67						
				329	H	NJIT	85 62	256	H	Lipscomb	88 60						
				144	A	North Ala.	54 71	99	A	Liberty	66 76						
				151	A	Jacksonville	81 88	139	A	North Florida	33 57						
				35	H	FGCU	64 89	144	H	North Ala.	59 56						

Non-Div I Games: Middle Ga. St. 88 49 Shorter 94 55

Kennesaw St.

Loss, Non-Conf, S Site, H Home A Away N Neutral

Average RPI Win:	195	WON-LOST	WINNING	LAST 10	STRENGTH OF	OPP. STRENGTH	TEAM	ADJ.	CONF.	ADJ CONF.
Average RPI Loss:	79	RECORD	PCT. RANK	GAMES	SCHEDULE	OF SCHEDULE	RPI	RPI	RPI	RPI
DIV. I ONLY	17- 10	95	7-3	122	103	97	97	10	10	
DIV. I NON-CONF.	6- 4	123	0	141	104	111	111	10	10	
TOTALS	RPI 1-25	RPI 26-50	W-L RECORDS	RPI 51-100	RPI 101-150	RPI 150+				
17- 10	0- 2	0- 3	OVERALL	2- 2	3- 1	12- 2				
9- 3	0- 1	0- 0	HOME	2- 0	2- 1	5- 1				
6- 5	0- 1	0- 1	AWAY	0- 2	1- 0	5- 1				
2- 2	0- 0	0- 2	NEUTRAL	0- 0	0- 0	2- 0				
6- 4	0- 1	0- 3	NON-CONFERENCE	0- 0	2- 0	4- 0				
2- 1	0- 1	0- 0	HOME	0- 0	1- 0	1- 0				
2- 1	0- 0	0- 1	AWAY	0- 0	1- 0	1- 0				
2- 2	0- 0	0- 2	NEUTRAL	0- 0	0- 0	2- 0				
11- 6	0- 1	0- 0	CONFERENCE	2- 2	1- 1	8- 2				
7- 2	0- 0	0- 0	HOME	2- 0	1- 1	4- 1				
4- 4	0- 1	0- 0	AWAY	0- 2	0- 0	4- 1				
0- 0	0- 0	0- 0	NEUTRAL	0- 0	0- 0	0- 0				

RPI 1-25				RPI 26-50				RPI 51-100				Team's RPI: 97	RPI 101+			
RPI	S	Opponent	Score	RPI	S	Opponent	Score	RPI	S	Opponent	Score		RPI	S	Opponent	Score
18	A	Central Mich.	58 71	39	N	Michigan	53 88	70	A	Ball St.	62 66		115	H	Robert Morris	82 81
22	H	Ohio St.	65 75	43	N	Troy	64 71	70	H	Ball St.	69 68		122	H	Buffalo	44 57
				44	A	Purdue	64 77	89	A	Ohio	57 63		123	A	Duquesne	77 75
								89	H	Ohio	81 77		136	H	Western Mich.	75 63
													159	A	Akron	60 55
													159	H	Akron	68 50
													160	A	Toledo	60 69
													160	H	Toledo	87 68
													180	A	Northern Ill.	79 71
													183	H	Eastern Mich.	69 74
													228	A	Miami (OH)	78 75
													228	H	Miami (OH)	80 75
													238	A	Bowling Green	96 86
													238	H	Bowling Green	61 47
													259	A	Youngstown St.	82 73
													292	H	St. Bonaventure	81 58
													299	N	Ga. Southern	62 48
													339	N	Purdue Fort Wayne	75 67
LAST 10 Division I																
				89	H	Ohio	81 77	160	H	Toledo	87 68					
				238	A	Bowling Green	96 86	159	A	Akron	60 55					
				159	H	Akron	68 50	89	A	Ohio	57 63					
				228	H	Miami (OH)	80 75	238	H	Bowling Green	61 47					
				18	A	Central Mich.	58 71	160	A	Toledo	60 69					

Non-Div I Games: Hiram 92 36

Kent St.

■ Loss, 
 ■ Non-Conf, 
 ■ S Site, 
 ■ H Home 
 ■ A Away 
 N Neutral

## Kentucky

Through Games Of March 4, 2020

Average RPI Win:	136	WON-LOST	WINNING	LAST 10	STRENGTH OF	OPP. STRENGTH	TEAM	ADJ.	CONF.	ADJ CONF.
Average RPI Loss:	46	RECORD	PCT. RANK	GAMES	SCHEDULE	OF SCHEDULE	RPI	RPI	RPI	RPI
DIV. I ONLY	21- 7	39	6-4	34	32	26	26	4	4	
DIV. I NON-CONF.	11- 1	13	0	147	81	42	42	5	5	
TOTALS	RPI 1-25	RPI 26-50	W-L RECORDS	RPI 51-100	RPI 101-150	RPI 150+				
21- 7	2- 3	0- 2	OVERALL	7- 0	4- 2	8- 0				
14- 3	2- 2	0- 0	HOME	4- 0	2- 1	6- 0				
7- 4	0- 1	0- 2	AWAY	3- 0	2- 1	2- 0				
0- 0	0- 0	0- 0	NEUTRAL	0- 0	0- 0	0- 0				
11- 1	0- 1	0- 0	NON-CONFERENCE	3- 0	2- 0	6- 0				
8- 1	0- 1	0- 0	HOME	1- 0	1- 0	6- 0				
3- 0	0- 0	0- 0	AWAY	2- 0	1- 0	0- 0				
0- 0	0- 0	0- 0	NEUTRAL	0- 0	0- 0	0- 0				
10- 6	2- 2	0- 2	CONFERENCE	4- 0	2- 2	2- 0				
6- 2	2- 1	0- 0	HOME	3- 0	1- 1	0- 0				
4- 4	0- 1	0- 2	AWAY	1- 0	1- 1	2- 0				
0- 0	0- 0	0- 0	NEUTRAL	0- 0	0- 0	0- 0				

RPI 1-25				RPI 26-50				Team's RPI: 26				RPI 51-100				RPI 101+			
RPI	S	Opponent	Score	RPI	S	Opponent	Score	RPI	S	Opponent	Score	RPI	S	Opponent	Score	RPI	S	Opponent	Score
1	A	South Carolina	72 99	31	A	Arkansas	85 103	51	A	Middle Tenn.	67 52	105	H	Auburn	68 61				
1	H	South Carolina	58 67	34	A	LSU	59 65	53	H	Charlotte	86 39	118	A	Vanderbilt	64 70				
5	H	Louisville	66 67					57	A	Alabama	81 71	130	A	California	63 61				
14	H	Mississippi St.	73 62					57	H	Alabama	66 62	134	A	Florida	65 45				
16	H	Texas A&M	76 54					58	A	Virginia	50 47	134	H	Florida	62 70				
								59	H	Tennessee	80 76	141	H	Mt. St. Mary's	67 44				
								71	H	Georgia	88 77	166	A	Missouri	62 47				
												169	H	Samford	79 49				
												171	H	Austin Peay	81 52				
												225	H	Stetson	67 48				
												265	H	Winthrop	91 36				
												280	H	Morehead St.	79 54				
												294	A	Ole Miss	94 52				
												347	H	Grambling	81 35				
LAST 10 Division I																			
118	A	Vanderbilt	64 70	31	A	Arkansas	85 103	57	H	Alabama	66 62	134	H	Florida	62 70				
71	H	Georgia	88 77	57	H	Alabama	66 62	166	A	Missouri	62 47	105	H	Auburn	68 61				
1	H	South Carolina	58 67																
294	A	Ole Miss	94 52																
14	H	Mississippi St.	73 62																

Non-Div I Games:

Kentucky

■ Loss, 
 ■ Non-Conf, S Site, 
 ■ Home 
 ■ Away 
 N Neutral

LIU Brooklyn

Through Games Of March 4, 2020

Average RPI Win:	290	WON-LOST	WINNING	LAST 10	STRENGTH OF	OPP. STRENGTH	TEAM	ADJ.	CONF.	ADJ CONF.
Average RPI Loss:	241	RECORD	PCT. RANK	GAMES	SCHEDULE	OF SCHEDULE	RPI	RPI	RPI	RPI
DIV. I ONLY	8- 20	296	5-5	336	347	335	335	30	30	
DIV. I NON-CONF.	1- 10	329	0	280	348	343	343	30	30	
TOTALS	RPI 1-25	RPI 26-50	W-L RECORDS	RPI 51-100	RPI 101-150	RPI 150+				
8- 20	0- 0	0- 0	OVERALL	0- 1	0- 3	8- 16				
6- 10	0- 0	0- 0	HOME	0- 1	0- 2	6- 7				
2- 10	0- 0	0- 0	AWAY	0- 0	0- 1	2- 9				
0- 0	0- 0	0- 0	NEUTRAL	0- 0	0- 0	0- 0				
1- 10	0- 0	0- 0	NON-CONFERENCE	0- 1	0- 0	1- 9				
1- 6	0- 0	0- 0	HOME	0- 1	0- 0	1- 5				
0- 4	0- 0	0- 0	AWAY	0- 0	0- 0	0- 4				
0- 0	0- 0	0- 0	NEUTRAL	0- 0	0- 0	0- 0				
7- 10	0- 0	0- 0	CONFERENCE	0- 0	0- 3	7- 7				
5- 4	0- 0	0- 0	HOME	0- 0	0- 2	5- 2				
2- 6	0- 0	0- 0	AWAY	0- 0	0- 1	2- 5				
0- 0	0- 0	0- 0	NEUTRAL	0- 0	0- 0	0- 0				

RPI S	Opponent	Score	RPI S	Opponent	Score	RPI S	Opponent	Score	RPI S	Opponent	Score	Team's RPI: 335
						85	H Stony Brook	49 80	115	H Robert Morris	59 70	
									141	A Mt. St. Mary's	57 75	
									141	H Mt. St. Mary's	57 77	
									164	A Lafayette	60 65	
									182	A Merrimack	68 60	
									182	H Merrimack	63 66	
									197	H Cleveland St.	49 79	
									213	A Rhode Island	56 79	
									217	A UMass Lowell	56 65	
									233	H Fairfield	51 53	
									274	A Saint Francis (PA)	71 64	
									274	H Saint Francis (PA)	71 53	
									279	A Army West Point	60 67	
									300	A Wagner	61 63	
									300	H Wagner	66 52	
									301	H Sacred Heart	66 63	
									306	H N.C. Central	59 61	
									307	H Vermont	62 73	
									316	A St. Francis Brooklyn	63 88	
									316	H St. Francis Brooklyn	54 71	
									318	A Fairleigh Dickinson	50 64	
									318	H Fairleigh Dickinson	68 63	
									323	H Saint Peter's	74 89	
									325	H Hofstra	85 46	
									326	A Bryant	53 57	
									346	A Central Conn. St.	57 71	
LAST 10 Division I												
			346	A Central Conn. St.	57 71		316	H St. Francis Brooklyn	54 71			
			300	H Wagner	66 52		141	H Mt. St. Mary's	57 77			
			274	A Saint Francis (PA)	71 64		182	H Merrimack	63 66			
			318	A Fairleigh Dickinson	50 64		182	A Merrimack	68 60			
			301	H Sacred Heart	66 63		274	H Saint Francis (PA)	71 53			

Non-Div I Games:

LIU Brooklyn

Loss, Non-Conf, S Site, H Home A Away N Neutral

RPI	S	Opponent	Score
346	H	Central Conn. St.	63 61

LIU Brooklyn

L  
I  
U  
B  
r  
o  
o  
k  
l  
y  
n

L  
I  
U  
B  
r  
o  
o  
k  
l  
y  
n

Average RPI Win: <b>221</b>	WON-LOST	WINNING	LAST 10	STRENGTH OF	OPP. STRENGTH	TEAM	ADJ.	CONF.	ADJ CONF.
Average RPI Loss: <b>147</b>	RECORD	PCT. RANK	GAMES	SCHEDULE	OF SCHEDULE	RPI	RPI	RPI	RPI
DIV. I ONLY	6- 24	318	0-10	147	130	289	289	11	11
DIV. I NON-CONF.	3- 9	279	0	225	241	288	288	11	11
TOTALS	RPI 1-25	RPI 26-50	W-L RECORDS	RPI 51-100	RPI 101-150	RPI 150+			
6- 24	0- 3	0- 0	OVERALL	0- 4	0- 6	6- 11			
3- 11	0- 1	0- 0	HOME	0- 2	0- 3	3- 5			
3- 11	0- 2	0- 0	AWAY	0- 1	0- 3	3- 5			
0- 2	0- 0	0- 0	NEUTRAL	0- 1	0- 0	0- 1			
3- 9	0- 1	0- 0	NON-CONFERENCE	0- 2	0- 0	3- 6			
1- 4	0- 0	0- 0	HOME	0- 1	0- 0	1- 3			
2- 3	0- 1	0- 0	AWAY	0- 0	0- 0	2- 2			
0- 2	0- 0	0- 0	NEUTRAL	0- 1	0- 0	0- 1			
3- 15	0- 2	0- 0	CONFERENCE	0- 2	0- 6	3- 5			
2- 7	0- 1	0- 0	HOME	0- 1	0- 3	2- 2			
1- 8	0- 1	0- 0	AWAY	0- 1	0- 3	1- 3			
0- 0	0- 0	0- 0	NEUTRAL	0- 0	0- 0	0- 0			

RPI 1-25				RPI 26-50				RPI 51-100				RPI 101+ Team's RPI: 289			
RPI	S	Opponent	Score	RPI	S	Opponent	Score	RPI	S	Opponent	Score	RPI	S	Opponent	Score
10	A	Gonzaga	52 <b>78</b>					54	H	Yale	65 <b>81</b>	111	A	San Diego	50 <b>54</b>
10	H	Gonzaga	47 <b>75</b>					70	N	Ball St.	72 <b>77</b>	111	H	San Diego	59 <b>67</b>
13	A	UCLA	52 <b>74</b>					84	A	BYU	42 <b>57</b>	135	A	Pacific	67 <b>76</b>
								84	H	BYU	44 <b>59</b>	135	H	Pacific	70 <b>87</b>
												140	A	Portland	49 <b>74</b>
												140	H	Portland	78 <b>89</b>
												186	N	Providence	45 <b>48</b>
												193	A	Santa Clara	60 <b>76</b>
												193	H	Santa Clara	75 59
												194	A	Pepperdine	84 77
												194	H	Pepperdine	66 <b>77</b>
												196	A	Saint Mary's (CA)	70 <b>86</b>
												196	H	Saint Mary's (CA)	61 <b>70</b>
												206	A	San Francisco	68 <b>70</b>
												206	H	San Francisco	76 69
												222	H	Cal St. Fullerton	74 <b>79</b>
												223	H	Hawaii	65 51
												227	A	New Mexico	73 72
												240	H	Georgetown	53 <b>64</b>
												244	A	Tulsa	56 <b>75</b>
												276	A	UC Irvine	65 <b>80</b>
												282	A	Long Beach St.	70 57
												284	H	CSUN	54 <b>56</b>
LAST 10 Division I															
				84	A	BYU	42 <b>57</b>					206	A	San Francisco	68 <b>70</b>
				111	A	San Diego	50 <b>54</b>					193	A	Santa Clara	60 <b>76</b>
				140	H	Portland	78 <b>89</b>					135	H	Pacific	70 <b>87</b>
				10	H	Gonzaga	47 <b>75</b>					196	H	Saint Mary's (CA)	61 <b>70</b>
				194	H	Pepperdine	66 <b>77</b>					10	A	Gonzaga	52 <b>78</b>

Non-Div I Games: Cal St. San B'dino 94 46

LMU (CA)

■ Loss, 
 ■ Non-Conf, S Site, 
 ■ Home 
 ■ Away 
 N Neutral

Average RPI Win:	139	WON-LOST	WINNING	LAST 10	STRENGTH OF	OPP. STRENGTH	TEAM	ADJ.	CONF.	ADJ CONF.
Average RPI Loss:	63	RECORD	PCT. RANK	GAMES	SCHEDULE	OF SCHEDULE	RPI	RPI	RPI	RPI
DIV. I ONLY	19- 9	70	5-5	44	48	34	34	4	4	
DIV. I NON-CONF.	10- 2	29	0	125	133	43	43	5	5	
TOTALS	RPI 1-25	RPI 26-50	W-L RECORDS	RPI 51-100	RPI 101-150	RPI 150+				
19- 9	2- 2	3- 2	OVERALL	3- 3	2- 1	9- 1				
12- 2	1- 0	2- 1	HOME	2- 1	1- 0	6- 0				
5- 7	1- 2	1- 1	AWAY	0- 2	1- 1	2- 1				
2- 0	0- 0	0- 0	NEUTRAL	1- 0	0- 0	1- 0				
10- 2	0- 0	2- 1	NON-CONFERENCE	1- 1	0- 0	7- 0				
5- 1	0- 0	1- 1	HOME	0- 0	0- 0	4- 0				
3- 1	0- 0	1- 0	AWAY	0- 1	0- 0	2- 0				
2- 0	0- 0	0- 0	NEUTRAL	1- 0	0- 0	1- 0				
9- 7	2- 2	1- 1	CONFERENCE	2- 2	2- 1	2- 1				
7- 1	1- 0	1- 0	HOME	2- 1	1- 0	2- 0				
2- 6	1- 2	0- 1	AWAY	0- 1	1- 1	0- 1				
0- 0	0- 0	0- 0	NEUTRAL	0- 0	0- 0	0- 0				

RPI 1-25				RPI 26-50				Team's RPI: 34	RPI 51-100				RPI 101+			
RPI	S	Opponent	Score	RPI	S	Opponent	Score		RPI	S	Opponent	Score	RPI	S	Opponent	Score
1	A	South Carolina	48 63	26	H	Kentucky	65 59		57	H	Alabama	71 60	105	A	Auburn	60 65
14	A	Mississippi St.	60 64	31	A	Arkansas	71 75		59	A	Tennessee	58 63	118	H	Vanderbilt	61 55
16	A	Texas A&M	57 54	35	A	FGCU	74 63		59	H	Tennessee	75 65	134	A	Florida	77 68
16	H	Texas A&M	59 58	38	H	Florida St.	62 70		71	H	Georgia	56 73	165	A	Tulane	59 54
				42	H	Rutgers	64 58		80	A	Oklahoma	68 90	166	A	Missouri	65 69
									94	N	Michigan St.	58 56	166	H	Missouri	66 58
													173	H	New Orleans	83 49
													202	N	Memphis	89 58
													203	A	Little Rock	65 50
													248	H	Southeastern La.	62 52
													257	H	Nicholls St.	63 32
													294	H	Ole Miss	52 44
													341	H	Florida A&M	73 45
LAST 10 Division I																
				31	A	Arkansas	71 75		59	H	Tennessee	75 65				
				118	H	Vanderbilt	61 55		166	H	Missouri	66 58				
				71	H	Georgia	56 73		16	H	Texas A&M	59 58				
				1	A	South Carolina	48 63		134	A	Florida	77 68				
				105	A	Auburn	60 65		59	A	Tennessee	58 63				

Non-Div I Games:

LSU

■ Loss, 
 ■ Non-Conf, 
 ■ S Site, 
 ■ Home 
 ■ A Away 
 N Neutral



Average RPI Win: 230		WON-LOST	WINNING	LAST 10	STRENGTH OF	OPP. STRENGTH	TEAM	ADJ.	CONF.	ADJ CONF.
Average RPI Loss: 113		RECORD	PCT. RANK	GAMES	SCHEDULE	OF SCHEDULE	RPI	RPI	RPI	RPI
DIV. I ONLY		13- 17	212	5-5	162	141	195	195	12	12
DIV. I NON-CONF.		6- 7	182	0	143	236	176	176	12	12
TOTALS		RPI 1-25	RPI 26-50		W-L RECORDS		RPI 51-100	RPI 101-150	RPI 150+	
13- 17	0- 0	0- 2		OVERALL		0- 6	2- 8		11- 1	
5- 9	0- 0	0- 1		HOME		0- 4	1- 4		4- 0	
7- 8	0- 0	0- 1		AWAY		0- 2	1- 4		6- 1	
1- 0	0- 0	0- 0		NEUTRAL		0- 0	0- 0		1- 0	
6- 7	0- 0	0- 1		NON-CONFERENCE		0- 3	1- 2		5- 1	
2- 4	0- 0	0- 0		HOME		0- 2	1- 2		1- 0	
3- 3	0- 0	0- 1		AWAY		0- 1	0- 0		3- 1	
1- 0	0- 0	0- 0		NEUTRAL		0- 0	0- 0		1- 0	
7- 10	0- 0	0- 1		CONFERENCE		0- 3	1- 6		6- 0	
3- 5	0- 0	0- 1		HOME		0- 2	0- 2		3- 0	
4- 5	0- 0	0- 0		AWAY		0- 1	1- 4		3- 0	
0- 0	0- 0	0- 0		NEUTRAL		0- 0	0- 0		0- 0	

RPI 1-25				RPI 26-50				RPI 51-100				RPI 101+ Team's RPI: 195			
RPI	S	Opponent	Score	RPI	S	Opponent	Score	RPI	S	Opponent	Score	RPI	S	Opponent	Score
				40	A	Drexel	31 69	68	H	Penn	49 65	114	H	Temple	69 72
				49	H	Dayton	58 98	75	H	Villanova	69 77	115	H	Robert Morris	68 71
								90	A	Fordham	45 62	119	A	Richmond	61 63
								92	A	Rider	43 70	119	H	Richmond	61 67
								95	H	Saint Louis	61 77	123	A	Duquesne	56 82
								98	H	VCU	61 67	125	H	Harvard	75 69
												131	A	Davidson	63 67
												131	H	Davidson	61 70
												145	A	Massachusetts	62 76
												147	A	George Washington	61 54
												155	A	Norfolk St.	55 52
												213	A	Rhode Island	54 42
												215	A	Penn St.	69 67
												230	A	Saint Joseph's	59 53
												230	H	Saint Joseph's	67 59
												247	A	George Mason	64 59
												247	H	George Mason	77 65
												264	A	Howard	78 62
												292	H	St. Bonaventure	67 61
												295	N	UMBC	74 58
												319	A	Navy	46 61
												333	H	Coppin St.	79 46
EAST 10 Division I															
				131	A	Davidson	63 67	230	A	Saint Joseph's	59 53				
				247	A	George Mason	64 59	147	A	George Washington	61 54				
				131	H	Davidson	61 70	119	H	Richmond	61 67				
				213	A	Rhode Island	54 42	90	A	Fordham	45 62				
				98	H	VCU	61 67	247	H	George Mason	77 65				

Non-Div I Games:

La Salle

■ Loss, ■ Non-Conf, S Site, H Home A Away N Neutral

[illegible]

Non-Div I Games:

Lafayette

Through Games Of March 4, 2020

Average RPI Win:	243	WON-LOST	WINNING	LAST 10	STRENGTH OF	OPP. STRENGTH	TEAM	ADJ.	CONF.	ADJ CONF.
Average RPI Loss:	134	RECORD	PCT. RANK	GAMES	SCHEDULE	OF SCHEDULE	RPI	RPI	RPI	RPI
DIV. I ONLY	15- 13	154	6-4	184	224	164	164	16	16	
DIV. I NON-CONF.	4- 6	212	0	231	337	260	260	15	15	
TOTALS	RPI 1-25	RPI 26-50	W-L RECORDS	RPI 51-100	RPI 101-150	RPI 150+				
15- 13	0- 0	0- 2	OVERALL	0- 2	3- 6	12- 3				
10- 4	0- 0	0- 1	HOME	0- 0	3- 2	7- 1				
5- 9	0- 0	0- 1	AWAY	0- 2	0- 4	5- 2				
0- 0	0- 0	0- 0	NEUTRAL	0- 0	0- 0	0- 0				
4- 6	0- 0	0- 0	NON-CONFERENCE	0- 2	0- 1	4- 3				
3- 2	0- 0	0- 0	HOME	0- 0	0- 1	3- 1				
1- 4	0- 0	0- 0	AWAY	0- 2	0- 0	1- 2				
0- 0	0- 0	0- 0	NEUTRAL	0- 0	0- 0	0- 0				
11- 7	0- 0	0- 2	CONFERENCE	0- 0	3- 5	8- 0				
7- 2	0- 0	0- 1	HOME	0- 0	3- 1	4- 0				
4- 5	0- 0	0- 1	AWAY	0- 0	0- 4	4- 0				
0- 0	0- 0	0- 0	NEUTRAL	0- 0	0- 0	0- 0				

RPI S	Opponent	Score	RPI S	Opponent	Score	RPI S	Opponent	Score	RPI S	Opponent	Score	Team's RPI: 164
50	A Bucknell	36 50	50	H Bucknell	47 57	64	A St. John's (NY)	44 76	108	A Colgate	52 73	
						77	A Seton Hall	50 74	108	H Colgate	55 39	
									123	H Duquesne	65 73	
									124	A Lehigh	66 73	
									124	H Lehigh	61 53	
									128	A Holy Cross	56 57	
									128	H Holy Cross	49 57	
									132	A Boston U.	40 47	
									132	H Boston U.	59 57	
									161	A Binghamton	64 74	
									188	H Manhattan	60 53	
									199	A American	67 52	
									199	H American	55 48	
									268	A Loyola Maryland	76 65	
									268	H Loyola Maryland	55 52	
									279	A Army West Point	57 52	
									279	H Army West Point	67 58	
									295	H UMBC	58 65	
									298	A Monmouth	44 52	
									314	A Albany (NY)	54 47	
									318	H Fairleigh Dickinson	61 29	
									319	A Navy	62 59	
									319	H Navy	79 52	
									335	H LIU Brooklyn	65 60	
LAST 10 Division I												
50	H Bucknell	47 57	128	H Holy Cross	49 57							
319	A Navy	62 59	279	H Army West Point	67 58							
199	H American	55 48	124	A Lehigh	66 73							
268	A Loyola Maryland	76 65	199	A American	67 52							
132	A Boston U.	40 47	108	H Colgate	55 39							

Non-Div I Games:

Lafayette

Loss, Non-Conf, S Site, H Home A Away N Neutral

Average RPI Win:	265	WON-LOST	WINNING	LAST 10	STRENGTH OF	OPP. STRENGTH	TEAM	ADJ.	CONF.	ADJ CONF.
Average RPI Loss:	153	RECORD	PCT. RANK	GAMES	SCHEDULE	OF SCHEDULE	RPI	RPI	RPI	RPI
DIV. I ONLY	7- 19	305	1-9	115	274	260	260	23	23	
DIV. I NON-CONF.	2- 5	259	0	22	144	145	145	24	24	
TOTALS	RPI 1-25	RPI 26-50	W-L RECORDS	RPI 51-100	RPI 101-150	RPI 150+				
7- 19	0- 2	0- 0	OVERALL	0- 7	1- 0	6- 10				
3- 8	0- 0	0- 0	HOME	0- 3	0- 0	3- 5				
3- 11	0- 2	0- 0	AWAY	0- 4	0- 0	3- 5				
1- 0	0- 0	0- 0	NEUTRAL	0- 0	1- 0	0- 0				
2- 5	0- 2	0- 0	NON-CONFERENCE	0- 1	1- 0	1- 2				
1- 1	0- 0	0- 0	HOME	0- 0	0- 0	1- 1				
0- 4	0- 2	0- 0	AWAY	0- 1	0- 0	0- 1				
1- 0	0- 0	0- 0	NEUTRAL	0- 0	1- 0	0- 0				
5- 14	0- 0	0- 0	CONFERENCE	0- 6	0- 0	5- 8				
2- 7	0- 0	0- 0	HOME	0- 3	0- 0	2- 4				
3- 7	0- 0	0- 0	AWAY	0- 3	0- 0	3- 4				
0- 0	0- 0	0- 0	NEUTRAL	0- 0	0- 0	0- 0				

RPI 1-25				RPI 26-50				RPI 51-100				RPI 101+ Team's RPI: 260			
RPI	S	Opponent	Score	RPI	S	Opponent	Score	RPI	S	Opponent	Score	RPI	S	Opponent	Score
4	A	Baylor	28 90					60	A	Oklahoma St.	53 74	120	N	Idaho	47 44
21	A	NC State	40 81					66	A	A&M-Corpus Christi	39 49	153	A	Sam Houston St.	47 68
								66	H	A&M-Corpus Christi	56 64	153	H	Sam Houston St.	68 75
								91	A	Abilene Christian	72 78	173	H	New Orleans	57 62
								91	H	Abilene Christian	49 75	189	H	Louisiana	63 74
								93	A	SFA	50 70	229	H	Denver	71 59
								93	H	SFA	53 54	231	A	Central Ark.	29 53
												248	A	Southeastern La.	65 57
												257	A	Nicholls St.	84 78
												257	H	Nicholls St.	60 62
												272	A	Incarnate Word	67 68
												272	H	Incarnate Word	48 67
												310	A	Cal Poly	56 57
												321	A	Houston Baptist	59 72
												321	H	Houston Baptist	60 53
												336	H	Northwestern St.	61 58
												345	A	McNeese	87 69
LAST 10 Division I															
93	A	SFA	50 70	257	H	Nicholls St.	60 62								
272	A	Incarnate Word	67 68	91	H	Abilene Christian	49 75								
66	H	A&M-Corpus Christi	56 64	231	A	Central Ark.	29 53								
153	H	Sam Houston St.	68 75	345	A	McNeese	87 69								
321	A	Houston Baptist	59 72	93	H	SFA	53 54								

Non-Div I Games: Howard Payne 96 36 LeTourneau 90 38

Lamar University

Loss, Non-Conf, S Site, H Home A Away N Neutral

RPI 1-25				RPI 26-50				RPI 51-100				RPI 101+				Team's RPI: 124	
RPI	S	Opponent	Score	RPI	S	Opponent	Score	RPI	S	Opponent	Score	RPI	S	Opponent	Score		
				50	A	Bucknell	56 67	70	N	Ball St.	52 54	108	A	Colgate	86 70		
				50	H	Bucknell	50 71	77	H	Seton Hall	75 68	108	H	Colgate	73 82		
								87	A	Minnesota	49 77	128	A	Holy Cross	62 65		
								90	N	Fordham	57 59	128	H	Holy Cross	57 74		
												132	A	Boston U.	47 48		
												132	H	Boston U.	51 34		
												141	A	Mt. St. Mary's	66 65		
												147	H	George Washington	59 53		
												164	A	Lafayette	53 61		
												164	H	Lafayette	73 66		
												182	A	Merrimack	72 68		
												199	A	American	64 63		
												199	H	American	56 64		
												268	A	Loyola Maryland	55 53		
												268	H	Loyola Maryland	82 64		
												277	A	Delaware St.	68 38		
												279	A	Army West Point	94 65		
												279	H	Army West Point	89 72		
												319	A	Navy	60 53		
												319	H	Navy	70 40		
												323	A	Saint Peter's	80 71		
												346	H	Central Conn. St.	70 51		
LAST 10 Division I																	
				108	A	Colgate	86 70	279	H	Army West Point	89 72						
				268	H	Loyola Maryland	82 64	128	A	Holy Cross	62 65						
				132	A	Boston U.	47 48	164	H	Lafayette	73 66						
				50	A	Bucknell	56 67	279	A	Army West Point	94 65						
				108	H	Colgate	73 82	199	H	American	56 64						

L  
e  
h  
i  
g  
h

Lehigh

Page 149

# Liberty

Through Games Of March 4, 2020

Average RPI Win: <b>210</b>	WON-LOST	WINNING	LAST 10	STRENGTH OF	OPP. STRENGTH	TEAM	ADJ.	CONF.	ADJ CONF.
Average RPI Loss: <b>109</b>	RECORD	PCT. RANK	GAMES	SCHEDULE	OF SCHEDULE	RPI	RPI	RPI	RPI
DIV. I ONLY	<b>18- 11</b>	<b>98</b>	<b>7-3</b>	<b>113</b>	<b>165</b>	<b>99</b>	<b>99</b>	<b>15</b>	<b>15</b>
DIV. I NON-CONF.	<b>7- 6</b>	<b>161</b>	<b>0</b>	<b>67</b>	<b>178</b>	<b>94</b>	<b>94</b>	<b>14</b>	<b>14</b>
TOTALS	RPI 1-25	RPI 26-50	W-L RECORDS	RPI 51-100	RPI 101-150	RPI 150+			
18- 11	0- 1	1- 4	OVERALL	0- 0	2- 4	15- 2			
7- 5	0- 0	0- 1	HOME	0- 0	1- 2	6- 2			
9- 5	0- 0	0- 3	AWAY	0- 0	1- 2	8- 0			
2- 1	0- 1	1- 0	NEUTRAL	0- 0	0- 0	1- 0			
7- 6	0- 1	1- 2	NON-CONFERENCE	0- 0	1- 1	5- 2			
1- 3	0- 0	0- 0	HOME	0- 0	0- 1	1- 2			
4- 2	0- 0	0- 2	AWAY	0- 0	1- 0	3- 0			
2- 1	0- 1	1- 0	NEUTRAL	0- 0	0- 0	1- 0			
11- 5	0- 0	0- 2	CONFERENCE	0- 0	1- 3	10- 0			
6- 2	0- 0	0- 1	HOME	0- 0	1- 1	5- 0			
5- 3	0- 0	0- 1	AWAY	0- 0	0- 2	5- 0			
0- 0	0- 0	0- 0	NEUTRAL	0- 0	0- 0	0- 0			

RPI S	Opponent	Score	RPI S	Opponent	Score	RPI S	Opponent	Score	RPI S	Opponent	Score
17 N	Oregon St.	55 <b>68</b>	33 A	Virginia Tech	69 <b>73</b>				133 A	Hampton	83 59
			35 A	FGCU	57 <b>64</b>				138 H	UNC Greensboro	53 <b>58</b>
			35 H	FGCU	65 <b>74</b>				139 A	North Florida	50 <b>65</b>
			36 A	James Madison	53 <b>76</b>				139 H	North Florida	76 54
			41 N	Bradley	75 63				144 A	North Ala.	75 <b>86</b>
									144 H	North Ala.	71 <b>76</b>
									151 A	Jacksonville	65 59
									151 H	Jacksonville	85 76
									155 A	Norfolk St.	67 48
									192 H	Chattanooga	54 <b>71</b>
									209 A	UMKC	68 44
									224 A	Kennesaw St.	76 70
									224 H	Kennesaw St.	76 66
									225 A	Stetson	57 48
									225 H	Stetson	73 53
									228 N	Miami (OH)	65 53
									234 H	East Carolina	81 66
									256 A	Lipscomb	79 70
									256 H	Lipscomb	64 60
									274 A	Saint Francis (PA)	71 52
									288 H	ETSU	62 <b>63</b>
									329 A	NJIT	67 53
									329 H	NJIT	66 48
LAST 10 Division I											
224 A	Kennesaw St.	76 70	151 A	Jacksonville	65 59						
256 A	Lipscomb	79 70	144 A	North Ala.	75 <b>86</b>						
139 H	North Florida	76 54	224 H	Kennesaw St.	76 66						
225 H	Stetson	73 53	35 H	FGCU	65 <b>74</b>						
329 H	NJIT	66 48	139 A	North Florida	50 <b>65</b>						

Non-Div I Games:

Liberty

Average RPI Win:	256	WON-LOST	WINNING	LAST 10	STRENGTH OF	OPP. STRENGTH	TEAM	ADJ.	CONF.	ADJ CONF.
Average RPI Loss:	132	RECORD	PCT. RANK	GAMES	SCHEDULE	OF SCHEDULE	RPI	RPI	RPI	RPI
DIV. I ONLY	6- 22	315	2-8	77	210	256	256	15	15	
DIV. I NON-CONF.	2- 10	313	0	35	295	229	229	14	14	
TOTALS	RPI 1-25	RPI 26-50	W-L RECORDS	RPI 51-100	RPI 101-150	RPI 150+				
6- 22	0- 0	0- 4	OVERALL	0- 6	1- 3	5- 9				
2- 10	0- 0	0- 1	HOME	0- 2	0- 2	2- 5				
4- 10	0- 0	0- 3	AWAY	0- 2	1- 1	3- 4				
0- 2	0- 0	0- 0	NEUTRAL	0- 2	0- 0	0- 0				
2- 10	0- 0	0- 2	NON-CONFERENCE	0- 4	0- 0	2- 4				
1- 3	0- 0	0- 0	HOME	0- 1	0- 0	1- 2				
1- 5	0- 0	0- 2	AWAY	0- 1	0- 0	1- 2				
0- 2	0- 0	0- 0	NEUTRAL	0- 2	0- 0	0- 0				
4- 12	0- 0	0- 2	CONFERENCE	0- 2	1- 3	3- 5				
1- 7	0- 0	0- 1	HOME	0- 1	0- 2	1- 3				
3- 5	0- 0	0- 1	AWAY	0- 1	1- 1	2- 2				
0- 0	0- 0	0- 0	NEUTRAL	0- 0	0- 0	0- 0				

RPI S	Opponent	Score	RPI S	Opponent	Score	RPI S	Opponent	Score	RPI S	Opponent	Score	Team's RPI: 256
35	A FGCU	56 82	35	H FGCU	45 78	51	A Middle Tenn.	49 70	139	A North Florida	73 66	
47	A UT Martin	67 83	49	A Dayton	60 82	52	H Belmont	68 69	139	H North Florida	60 68	
						55	N Marist	63 74	144	A North Ala.	58 91	
						92	N Rider	76 81	144	H North Ala.	72 84	
						99	A Liberty	60 64	151	A Jacksonville	53 76	
						99	H Liberty	70 79	151	H Jacksonville	64 73	
									181	H Northern Ky.	71 69	
									208	H Eastern Ill.	56 66	
									210	A Tennessee Tech	58 78	
									224	A Kennesaw St.	60 88	
									224	H Kennesaw St.	66 74	
									225	A Stetson	65 59	
									225	H Stetson	34 48	
									235	A Jacksonville St.	63 65	
									236	H Murray St.	57 67	
									329	A NJIT	65 57	
									329	H NJIT	68 66	
									334	A Tennessee St.	74 64	
LAST 10 Division I												
99	H Liberty	70 79	144	A North Ala.	58 91							
151	A Jacksonville	53 76	224	A Kennesaw St.	60 88							
139	A North Florida	73 66	225	H Stetson	34 48							
329	H NJIT	68 66	151	H Jacksonville	64 73							
35	H FGCU	45 78	139	H North Florida	60 68							

Non-Div I Games: Queens (NC) 86 45

Lipscomb

■ Loss, 
 ■ Non-Conf, 
 ■ S Site, 
 ■ H Home 
 ■ A Away 
 N Neutral

Little Rock

Through Games Of March 4, 2020

Average RPI Win:	265	WON-LOST	WINNING	LAST 10	STRENGTH OF	OPP. STRENGTH	TEAM	ADJ.	CONF.	ADJ CONF.
Average RPI Loss:	125	RECORD	PCT. RANK	GAMES	SCHEDULE	OF SCHEDULE	RPI	RPI	RPI	RPI
DIV. I ONLY	11- 16	229	5-5	158	169	203	203	21	21	
DIV. I NON-CONF.	2- 9	304	0	53	35	244	244	19	19	
TOTALS	RPI 1-25	RPI 26-50	W-L RECORDS	RPI 51-100	RPI 101-150	RPI 150+				
11- 16	0- 2	0- 4	OVERALL	0- 2	0- 2	11- 6				
6- 6	0- 0	0- 1	HOME	0- 1	0- 1	6- 3				
5- 10	0- 2	0- 3	AWAY	0- 1	0- 1	5- 3				
0- 0	0- 0	0- 0	NEUTRAL	0- 0	0- 0	0- 0				
2- 9	0- 2	0- 3	NON-CONFERENCE	0- 1	0- 0	2- 3				
2- 3	0- 0	0- 1	HOME	0- 0	0- 0	2- 2				
0- 6	0- 2	0- 2	AWAY	0- 1	0- 0	0- 1				
0- 0	0- 0	0- 0	NEUTRAL	0- 0	0- 0	0- 0				
9- 7	0- 0	0- 1	CONFERENCE	0- 1	0- 2	9- 3				
4- 3	0- 0	0- 0	HOME	0- 1	0- 1	4- 1				
5- 4	0- 0	0- 1	AWAY	0- 0	0- 1	5- 2				
0- 0	0- 0	0- 0	NEUTRAL	0- 0	0- 0	0- 0				

RPI 1-25				RPI 26-50				RPI 51-100				RPI 101+ Team's RPI: 203			
RPI	S	Opponent	Score	RPI	S	Opponent	Score	RPI	S	Opponent	Score	RPI	S	Opponent	Score
14	A	Mississippi St.	50 89	31	A	Arkansas	53 86	62	A	Rice	40 66	102	A	UT Arlington	58 65
16	A	Texas A&M	35 78	32	A	Western Ky.	58 77	83	H	Coastal Caro.	48 68	102	H	UT Arlington	46 62
				34	H	LSU	50 65					189	A	Louisiana	59 44
				43	A	Troy	59 77					191	A	Fla. Atlantic	72 79
												202	H	Memphis	50 68
												231	H	Central Ark.	63 48
												237	A	South Alabama	69 58
												244	H	Tulsa	63 51
												246	H	Appalachian St.	68 63
												252	A	Texas St.	78 66
												252	H	Texas St.	47 50
												255	A	Arkansas St.	54 72
												255	H	Arkansas St.	67 58
												275	H	Louisiana Tech	38 43
												299	A	Ga. Southern	65 49
												299	H	Ga. Southern	58 46
												312	A	Georgia St.	43 58
												312	H	Georgia St.	66 46
												348	A	La.-Monroe	70 50
LAST 10 Division I															
255	A	Arkansas St.	54 72	312	A	Georgia St.	43 58								
237	A	South Alabama	69 58	299	A	Ga. Southern	65 49								
43	A	Troy	59 77	189	A	Louisiana	59 44								
102	H	UT Arlington	46 62	246	H	Appalachian St.	68 63								
252	H	Texas St.	47 50	348	A	La.-Monroe	70 50								

Non-Div I Games:

Little Rock

Loss, Non-Conf, S Site, H Home A Away N Neutral



Average RPI Win: 258		WON-LOST	WINNING	LAST 10	STRENGTH OF	OPP. STRENGTH	TEAM	ADJ.	CONF.	ADJ CONF.
Average RPI Loss: 214		RECORD	PCT. RANK	GAMES	SCHEDULE	OF SCHEDULE	RPI	RPI	RPI	RPI
DIV. I ONLY		11- 16	229	4-6	330	219	282	282	28	28
DIV. I NON-CONF.		4- 8	235	0	295	59	275	275	26	26
TOTALS		RPI 1-25	RPI 26-50	W-L RECORDS	RPI 51-100	RPI 101-150	RPI 150+			
11- 16	0- 2		0- 0	OVERALL	0- 1	0- 1	11- 12			
7- 4	0- 1		0- 0	HOME	0- 0	0- 0	7- 3			
2- 12	0- 1		0- 0	AWAY	0- 1	0- 1	2- 9			
2- 0	0- 0		0- 0	NEUTRAL	0- 0	0- 0	2- 0			
4- 8	0- 2		0- 0	NON-CONFERENCE	0- 1	0- 1	4- 4			
1- 3	0- 1		0- 0	HOME	0- 0	0- 0	1- 2			
1- 5	0- 1		0- 0	AWAY	0- 1	0- 1	1- 2			
2- 0	0- 0		0- 0	NEUTRAL	0- 0	0- 0	2- 0			
7- 8	0- 0		0- 0	CONFERENCE	0- 0	0- 0	7- 8			
6- 1	0- 0		0- 0	HOME	0- 0	0- 0	6- 1			
1- 7	0- 0		0- 0	AWAY	0- 0	0- 0	1- 7			
0- 0	0- 0		0- 0	NEUTRAL	0- 0	0- 0	0- 0			

RPI 1-25					
RPI	S	Opponent	Score		
2	H	Oregon	45	81	
13	A	UCLA	51	86	
RPI 26-50					
RPI	S	Opponent	Score		
RPI 51-100					
RPI	S	Opponent	Score		
82	A	Southern California	40	57	
RPI 101+					
RPI	S	Opponent	Team's RPI: 282 Score		
130	A	California	45	68	
163	A	UC Davis	55	57	
193	A	Santa Clara	54	46	
215	N	Penn St.	64	56	
222	A	Cal St. Fullerton	65	69	
222	H	Cal St. Fullerton	52	49	
223	A	Hawaii	44	68	
223	H	Hawaii	62	55	
249	A	UC Santa Barbara	47	55	
249	H	UC Santa Barbara	59	53	
270	H	Air Force	74	68	
276	A	UC Irvine	56	46	
276	H	UC Irvine	61	70	
278	H	Utah St.	48	56	
284	A	CSUN	54	66	
284	H	CSUN	60	52	
289	H	LMU (CA)	57	70	
291	A	California Baptist	70	79	
296	N	UTRGV	69	65	
305	A	UC Riverside	57	58	
305	H	UC Riverside	73	67	
308	A	Seattle U	54	66	
310	A	Cal Poly	41	61	
310	A	Cal Poly	41	61	
310	H	Cal Poly	72	69	
LAST 10 Division I					
222	H	Cal St. Fullerton	52	49	
249	A	UC Santa Barbara	47	55	
284	A	CSUN	54	66	
276	H	UC Irvine	61	70	
305	A	UC Riverside	57	58	
249	H	UC Santa Barbara	59	53	
310	A	Cal Poly	41	61	
223	A	Hawaii	44	68	
305	H	UC Riverside	73	67	
276	A	UC Irvine	56	46	

Non-Div I Games:	Westcliff	94	47	Bethesda (CA)	90	43
------------------	-----------	----	----	---------------	----	----

Long Beach St.

Loss, Non-Conf, S Site, H Home A Away N Neutral

Average RPI Win:	278	WON-LOST	WINNING	LAST 10	STRENGTH OF	OPP. STRENGTH	TEAM	ADJ.	CONF.	ADJ CONF.
Average RPI Loss:	180	RECORD	PCT. RANK	GAMES	SCHEDULE	OF SCHEDULE	RPI	RPI	RPI	RPI
DIV. I ONLY	11- 17	238	2-8	248	297	271	271	25	25	
DIV. I NON-CONF.	4- 5	195	0	274	222	241	241	27	27	
TOTALS	RPI 1-25	RPI 26-50	W-L RECORDS	RPI 51-100	RPI 101-150	RPI 150+				
11- 17	0- 0	0- 1	OVERALL	0- 0	0- 5	11- 11				
7- 7	0- 0	0- 0	HOME	0- 0	0- 2	7- 5				
4- 10	0- 0	0- 1	AWAY	0- 0	0- 3	4- 6				
0- 0	0- 0	0- 0	NEUTRAL	0- 0	0- 0	0- 0				
4- 5	0- 0	0- 1	NON-CONFERENCE	0- 0	0- 1	4- 3				
3- 1	0- 0	0- 0	HOME	0- 0	0- 0	3- 1				
1- 4	0- 0	0- 1	AWAY	0- 0	0- 1	1- 2				
0- 0	0- 0	0- 0	NEUTRAL	0- 0	0- 0	0- 0				
7- 12	0- 0	0- 0	CONFERENCE	0- 0	0- 4	7- 8				
4- 6	0- 0	0- 0	HOME	0- 0	0- 2	4- 4				
3- 6	0- 0	0- 0	AWAY	0- 0	0- 2	3- 4				
0- 0	0- 0	0- 0	NEUTRAL	0- 0	0- 0	0- 0				

RPI S	Opponent	Score	RPI S	Opponent	Score	RPI S	Opponent	Score	RPI S	Opponent	Score	Team's RPI: 271
			36	A James Madison	53 93				129	A Campbell	76 81	
									129	H Campbell	55 70	
									133	A Hampton	55 73	
									133	H Hampton	76 90	
									134	A Florida	54 71	
									155	A Norfolk St.	46 49	
									174	A Gardner-Webb	70 73	
									174	H Gardner-Webb	80 70	
									176	A High Point	79 86	
									176	H High Point	69 76	
									179	A Radford	76 88	
									179	H Radford	61 62	
									204	H Brown	86 76	
									234	H East Carolina	61 64	
									258	A UNC Asheville	54 51	
									258	H UNC Asheville	73 56	
									265	A Winthrop	63 74	
									265	H Winthrop	60 63	
									266	A Wofford	76 79	
									269	H UNCW	59 58	
									277	H Delaware St.	78 62	
									303	A Presbyterian	71 60	
									303	H Presbyterian	77 82	
									315	A UMES	71 62	
									330	A USC Upstate	70 62	
									330	H USC Upstate	69 56	
LAST 10 Division I												
			330	H USC Upstate	69 56				133	H Hampton	76 90	
			176	A High Point	79 86				174	A Gardner-Webb	70 73	
			265	H Winthrop	60 63				303	H Presbyterian	77 82	
			129	A Campbell	76 81				258	A UNC Asheville	54 51	
			179	A Radford	76 88				133	A Hampton	55 73	

Non-Div I Games:

Longwood

■ Loss, 
 ■ Non-Conf, 
 ■ S Site, 
 ■ H Home 
 ■ A Away 
 N Neutral

RPI	S	Opponent	Score
342	H	Charleston So.	84 64

L  
o  
n  
g  
w  
o  
o  
d

L  
o  
n  
g  
w  
o  
o  
d

Longwood

## Louisiana

Through Games Of March 4, 2020

Average RPI Win:	261	WON-LOST	WINNING	LAST 10	STRENGTH OF	OPP. STRENGTH	TEAM	ADJ.	CONF.	ADJ CONF.
Average RPI Loss:	169	RECORD	PCT. RANK	GAMES	SCHEDULE	OF SCHEDULE	RPI	RPI	RPI	RPI
DIV. I ONLY	14- 11	141	5-5	286	265	189	189	21	21	
DIV. I NON-CONF.	5- 4	140	0	259	277	166	166	19	19	
TOTALS	RPI 1-25	RPI 26-50	W-L RECORDS	RPI 51-100	RPI 101-150	RPI 150+				
14- 11	0- 1	1- 1	OVERALL	0- 1	0- 1	13- 7				
6- 4	0- 1	0- 1	HOME	0- 0	0- 0	6- 2				
8- 7	0- 0	1- 0	AWAY	0- 1	0- 1	7- 5				
0- 0	0- 0	0- 0	NEUTRAL	0- 0	0- 0	0- 0				
5- 4	0- 1	0- 0	NON-CONFERENCE	0- 0	0- 0	5- 3				
2- 1	0- 1	0- 0	HOME	0- 0	0- 0	2- 0				
3- 3	0- 0	0- 0	AWAY	0- 0	0- 0	3- 3				
0- 0	0- 0	0- 0	NEUTRAL	0- 0	0- 0	0- 0				
9- 7	0- 0	1- 1	CONFERENCE	0- 1	0- 1	8- 4				
4- 3	0- 0	0- 1	HOME	0- 0	0- 0	4- 2				
5- 4	0- 0	1- 0	AWAY	0- 1	0- 1	4- 2				
0- 0	0- 0	0- 0	NEUTRAL	0- 0	0- 0	0- 0				

RPI	S	Opponent	Score	RPI	S	Opponent	Score	RPI	S	Opponent	Score	RPI	S	Opponent	Score	Team's RPI: 189
14	H	Mississippi St.	48 64	43	A	Troy	79 73	83	A	Coastal Caro.	74 83	102	A	UT Arlington	52 79	
				43	H	Troy	64 67					153	A	Sam Houston St.	73 77	
												158	A	Jackson St.	54 65	
												173	A	New Orleans	65 60	
												203	H	Little Rock	44 59	
												237	A	South Alabama	63 78	
												237	H	South Alabama	73 68	
												246	A	Appalachian St.	57 51	
												248	H	Southeastern La.	60 50	
												250	A	North Texas	66 69	
												252	A	Texas St.	73 67	
												255	H	Arkansas St.	83 43	
												260	A	Lamar University	74 63	
												294	A	Ole Miss	53 42	
												299	A	Ga. Southern	67 83	
												299	H	Ga. Southern	72 60	
												312	A	Georgia St.	75 65	
												312	H	Georgia St.	53 61	
												345	H	McNeese	75 55	
												348	A	La.-Monroe	62 49	
												348	H	La.-Monroe	68 55	
LAST 10 Division I																
				83	A	Coastal Caro.	74 83			43	H	Troy	64 67			
				246	A	Appalachian St.	57 51			237	A	South Alabama	63 78			
				348	A	La.-Monroe	62 49			203	H	Little Rock	44 59			
				299	H	Ga. Southern	72 60			348	H	La.-Monroe	68 55			
				312	H	Georgia St.	53 61			255	H	Arkansas St.	83 43			

Non-Div I Games: Loyola (LA) 67 51 Xavier (LA) 62 49

Louisiana

Loss, Non-Conf, S Site, H Home A Away N Neutral

Average RPI Win:	246	WON-LOST	WINNING	LAST 10	STRENGTH OF	OPP. STRENGTH	TEAM	ADJ.	CONF.	ADJ CONF.
Average RPI Loss:	157	RECORD	PCT. RANK	GAMES	SCHEDULE	OF SCHEDULE	RPI	RPI	RPI	RPI
DIV. I ONLY	11- 14	210	3-7	288	158	275	275	13	13	
DIV. I NON-CONF.	6- 3	90	0	347	289	262	262	16	16	
TOTALS	RPI 1-25	RPI 26-50	W-L RECORDS	RPI 51-100	RPI 101-150	RPI 150+				
11- 14	0- 1	0- 1	OVERALL	1- 3	0- 1	10- 8				
9- 6	0- 0	0- 1	HOME	1- 1	0- 1	8- 3				
2- 8	0- 1	0- 0	AWAY	0- 2	0- 0	2- 5				
0- 0	0- 0	0- 0	NEUTRAL	0- 0	0- 0	0- 0				
6- 3	0- 0	0- 0	NON-CONFERENCE	0- 0	0- 0	6- 3				
5- 1	0- 0	0- 0	HOME	0- 0	0- 0	5- 1				
1- 2	0- 0	0- 0	AWAY	0- 0	0- 0	1- 2				
0- 0	0- 0	0- 0	NEUTRAL	0- 0	0- 0	0- 0				
5- 11	0- 1	0- 1	CONFERENCE	1- 3	0- 1	4- 5				
4- 5	0- 0	0- 1	HOME	1- 1	0- 1	3- 2				
1- 6	0- 1	0- 0	AWAY	0- 2	0- 0	1- 3				
0- 0	0- 0	0- 0	NEUTRAL	0- 0	0- 0	0- 0				

RPI 1-25				RPI 26-50				RPI 51-100				RPI 101+ Team's RPI: 275			
RPI	S	Opponent	Score	RPI	S	Opponent	Score	RPI	S	Opponent	Score	RPI	S	Opponent	Score
23	A	Old Dominion	61 77	32	H	Western Ky.	75 84	51	H	Middle Tenn.	78 60	126	H	UAB	51 71
								53	A	Charlotte	37 55	170	H	Wichita St.	80 88
								62	A	Rice	47 60	191	A	Fla. Atlantic	75 77
								62	H	Rice	60 73	202	H	Memphis	83 74
												203	A	Little Rock	43 38
												207	A	Southern Miss.	60 66
												207	H	Southern Miss.	61 63
												211	A	Houston	53 67
												212	H	UTEP	87 80
												243	H	Marshall	60 50
												248	H	Southeastern La.	92 78
												250	A	North Texas	69 74
												255	H	Arkansas St.	67 54
												294	A	Ole Miss	53 76
												302	A	FIU	68 44
												302	H	FIU	62 52
												313	H	UTSA	73 82
												345	H	McNeese	79 54
												347	H	Grambling	70 66
LAST 10 Division I															
62	H	Rice	60 73	243	H	Marshall	60 50								
302	H	FIU	62 52	32	H	Western Ky.	75 84								
207	H	Southern Miss.	61 63	23	A	Old Dominion	61 77								
191	A	Fla. Atlantic	75 77	53	A	Charlotte	37 55								
302	A	FIU	68 44	126	H	UAB	51 71								

Non-Div I Games: Loyola (LA) 71 52 LSU-Alexandria 93 61

Louisiana Tech

Loss, Non-Conf, S Site, H Home A Away N Neutral

## Louisville

Through Games Of March 4, 2020

Average RPI Win:	104	WON-LOST	WINNING	LAST 10	STRENGTH OF	OPP. STRENGTH	TEAM	ADJ.	CONF.	ADJ CONF.
Average RPI Loss:	54	RECORD	PCT. RANK	GAMES	SCHEDULE	OF SCHEDULE	RPI	RPI	RPI	RPI
DIV. I ONLY	27- 3	7	8-2	24	24	5	5	5	5	5
DIV. I NON-CONF.	11- 1	13	0	5	8	1	1	4	4	4
TOTALS	RPI 1-25	RPI 26-50	W-L RECORDS	RPI 51-100	RPI 101-150	RPI 150+				
27- 3	4- 1	4- 1	OVERALL	6- 0	7- 1	6- 0				
13- 1	2- 0	2- 1	HOME	3- 0	3- 0	3- 0				
11- 2	1- 1	2- 0	AWAY	2- 0	3- 1	3- 0				
3- 0	1- 0	0- 0	NEUTRAL	1- 0	1- 0	0- 0				
11- 1	2- 1	3- 0	NON-CONFERENCE	2- 0	1- 0	3- 0				
5- 0	1- 0	1- 0	HOME	1- 0	0- 0	2- 0				
3- 1	0- 1	2- 0	AWAY	0- 0	0- 0	1- 0				
3- 0	1- 0	0- 0	NEUTRAL	1- 0	1- 0	0- 0				
16- 2	2- 0	1- 1	CONFERENCE	4- 0	6- 1	3- 0				
8- 1	1- 0	1- 1	HOME	2- 0	3- 0	1- 0				
8- 1	1- 0	0- 0	AWAY	2- 0	3- 1	2- 0				
0- 0	0- 0	0- 0	NEUTRAL	0- 0	0- 0	0- 0				

RPI	S	Opponent	Score	RPI	S	Opponent	Score	RPI	S	Opponent	Score	RPI	S	Opponent	Score
2	N	Oregon	72 62	26	A	Kentucky	67 66	58	H	Virginia	71 56	101	A	Syracuse	51 59
18	H	Central Mich.	76 63	32	H	Western Ky.	75 56	60	N	Oklahoma St.	69 48	101	H	Syracuse	62 58
21	A	NC State	66 59	33	H	Virginia Tech	70 53	63	A	Boston College	81 70	102	N	UT Arlington	76 67
22	A	Ohio St.	60 67	38	H	Florida St.	59 67	63	H	Boston College	68 48	110	A	Miami (FL)	87 41
24	H	Duke	60 55	47	A	UT Martin	71 63	72	A	Georgia Tech	58 47	113	A	Notre Dame	86 54
								86	H	Boise St.	98 82	113	H	Notre Dame	82 49
												116	H	Wake Forest	75 61
												146	A	North Carolina	74 67
												181	A	Northern Ky.	85 57
												192	H	Chattanooga	86 37
												218	A	Clemson	75 50
												236	H	Murray St.	76 40
												286	A	Pittsburgh	79 47
												286	H	Pittsburgh	83 49
LAST 10 Division I															
				33	H	Virginia Tech	70 53	21	A	NC State	66 59				
				63	H	Boston College	68 48	101	A	Syracuse	51 59				
				286	A	Pittsburgh	79 47	38	H	Florida St.	59 67				
				72	A	Georgia Tech	58 47	113	A	Notre Dame	86 54				
				113	H	Notre Dame	82 49	286	H	Pittsburgh	83 49				

Non-Div I Games:

Louisville

■ Loss, 
 ■ Non-Conf, 
 ■ S Site, 
 ■ H Home 
 ■ A Away 
 N Neutral

Loyola Chicago

Through Games Of March 4, 2020

Average RPI Win:	244	WON-LOST	WINNING	LAST 10	STRENGTH OF	OPP. STRENGTH	TEAM	ADJ.	CONF.	ADJ CONF.
Average RPI Loss:	67	RECORD	PCT. RANK	GAMES	SCHEDULE	OF SCHEDULE	RPI	RPI	RPI	RPI
DIV. I ONLY	15- 12	143	2-8	211	123	157	157	8	8	
DIV. I NON-CONF.	9- 2	37	0	302	303	125	125	7	7	
TOTALS	RPI 1-25	RPI 26-50	W-L RECORDS	RPI 51-100	RPI 101-150	RPI 150+				
15- 12	0- 4	0- 2	OVERALL	2- 3	1- 3	12- 0				
7- 7	0- 3	0- 1	HOME	2- 1	0- 2	5- 0				
8- 5	0- 1	0- 1	AWAY	0- 2	1- 1	7- 0				
0- 0	0- 0	0- 0	NEUTRAL	0- 0	0- 0	0- 0				
9- 2	0- 1	0- 0	NON-CONFERENCE	0- 0	1- 1	8- 0				
3- 2	0- 1	0- 0	HOME	0- 0	0- 1	3- 0				
6- 0	0- 0	0- 0	AWAY	0- 0	1- 0	5- 0				
0- 0	0- 0	0- 0	NEUTRAL	0- 0	0- 0	0- 0				
6- 10	0- 3	0- 2	CONFERENCE	2- 3	0- 2	4- 0				
4- 5	0- 2	0- 1	HOME	2- 1	0- 1	2- 0				
2- 5	0- 1	0- 1	AWAY	0- 2	0- 1	2- 0				
0- 0	0- 0	0- 0	NEUTRAL	0- 0	0- 0	0- 0				

RPI S	Opponent	Score	RPI S	Opponent	Score	RPI S	Opponent	Score	RPI S	Opponent	Score	Team's RPI: 157
9	H Missouri St.	72 74	41	A Bradley	50 71	61	A Illinois St.	85 86	136	H Western Mich.	60 70	
20	H DePaul	76 83	41	H Bradley	47 60	61	H Illinois St.	69 64	140	A Portland	78 64	
25	A Drake	52 80				76	A UNI	50 70	148	A Valparaiso	64 66	
25	H Drake	75 83				76	H UNI	70 73	148	H Valparaiso	57 70	
						100	H Southern Ill.	51 49	172	H Dartmouth	61 40	
									208	A Eastern Ill.	67 51	
									209	A UMKC	72 67	
									238	H Bowling Green	84 76	
									273	A Indiana St.	58 51	
									273	H Indiana St.	65 55	
									307	H Vermont	78 76	
									331	A Detroit Mercy	89 60	
									332	A Evansville	71 61	
									332	H Evansville	77 47	
									338	A SIUE	63 50	
									349	A Chicago St.	98 53	
LAST 10 Division I												
76	H UNI	70 73	332	H Evansville	77 47							
25	H Drake	75 83	273	H Indiana St.	65 55							
148	H Valparaiso	57 70	25	A Drake	52 80							
41	A Bradley	50 71	76	A UNI	50 70							
61	A Illinois St.	85 86	148	A Valparaiso	64 66							

Non-Div I Games:

Loyola Chicago

Loss, Non-Conf, S Site, H Home A Away N Neutral

Average RPI Win:	244	WON-LOST	WINNING	LAST 10	STRENGTH OF	OPP. STRENGTH	TEAM	ADJ.	CONF.	ADJ CONF.
Average RPI Loss:	144	RECORD	PCT. RANK	GAMES	SCHEDULE	OF SCHEDULE	RPI	RPI	RPI	RPI
DIV. I ONLY	8- 21	302	3-7	141	172	268	268	16	16	
DIV. I NON-CONF.	3- 8	268	0	154	186	246	246	15	15	
TOTALS	RPI 1-25	RPI 26-50	W-L RECORDS	RPI 51-100	RPI 101-150	RPI 150+				
8- 21	0- 2	1- 1	OVERALL	0- 0	0- 10	7- 8				
6- 6	0- 0	1- 0	HOME	0- 0	0- 4	5- 2				
2- 14	0- 2	0- 1	AWAY	0- 0	0- 6	2- 5				
0- 1	0- 0	0- 0	NEUTRAL	0- 0	0- 0	0- 1				
3- 8	0- 2	0- 0	NON-CONFERENCE	0- 0	0- 2	3- 4				
2- 1	0- 0	0- 0	HOME	0- 0	0- 0	2- 1				
1- 6	0- 2	0- 0	AWAY	0- 0	0- 2	1- 2				
0- 1	0- 0	0- 0	NEUTRAL	0- 0	0- 0	0- 1				
5- 13	0- 0	1- 1	CONFERENCE	0- 0	0- 8	4- 4				
4- 5	0- 0	1- 0	HOME	0- 0	0- 4	3- 1				
1- 8	0- 0	0- 1	AWAY	0- 0	0- 4	1- 3				
0- 0	0- 0	0- 0	NEUTRAL	0- 0	0- 0	0- 0				

[illegible]

Non-Div I Games:

Loyola Maryland

Loss, Non-Conf, S Site, H Home A Away N Neutral



## Maine

Through Games Of March 4, 2020

Average RPI Win:	258	WON-LOST	WINNING	LAST 10	STRENGTH OF	OPP. STRENGTH	TEAM	ADJ.	CONF.	ADJ CONF.
Average RPI Loss:	122	RECORD	PCT. RANK	GAMES	SCHEDULE	OF SCHEDULE	RPI	RPI	RPI	RPI
DIV. I ONLY	16- 14	158	9-1	181	213	168	168	26	26	
DIV. I NON-CONF.	3- 10	282	0	96	26	235	235	28	28	
TOTALS	RPI 1-25	RPI 26-50	W-L RECORDS	RPI 51-100	RPI 101-150	RPI 150+				
16- 14	0- 2	0- 3	OVERALL	1- 1	1- 3	14- 5				
10- 4	0- 0	0- 0	HOME	1- 0	1- 3	8- 1				
6- 7	0- 1	0- 1	AWAY	0- 1	0- 0	6- 4				
0- 3	0- 1	0- 2	NEUTRAL	0- 0	0- 0	0- 0				
3- 10	0- 2	0- 3	NON-CONFERENCE	0- 0	1- 3	2- 2				
2- 3	0- 0	0- 0	HOME	0- 0	1- 3	1- 0				
1- 4	0- 1	0- 1	AWAY	0- 0	0- 0	1- 2				
0- 3	0- 1	0- 2	NEUTRAL	0- 0	0- 0	0- 0				
13- 4	0- 0	0- 0	CONFERENCE	1- 1	0- 0	12- 3				
8- 1	0- 0	0- 0	HOME	1- 0	0- 0	7- 1				
5- 3	0- 0	0- 0	AWAY	0- 1	0- 0	5- 2				
0- 0	0- 0	0- 0	NEUTRAL	0- 0	0- 0	0- 0				

RPI 1-25				RPI 26-50				RPI 51-100				RPI 101+ Team's RPI: 168			
RPI	S	Opponent	Score	RPI	S	Opponent	Score	RPI	S	Opponent	Score	RPI	S	Opponent	Score
21	A	NC State	34 62	30	N	Arizona St.	31 57	85	A	Stony Brook	69 73	117	H	Green Bay	61 60
25	N	Drake	62 94	40	A	Drexel	57 70	85	H	Stony Brook	64 62	125	H	Harvard	40 69
				49	N	Dayton	49 78					132	H	Boston U.	49 62
												150	H	Northeastern	58 66
												161	A	Binghamton	63 73
												161	H	Binghamton	75 65
												172	A	Dartmouth	41 57
												178	A	Delaware	69 56
												204	A	Brown	70 76
												217	A	UMass Lowell	57 66
												217	H	UMass Lowell	77 53
												263	A	New Hampshire	71 62
												263	H	New Hampshire	67 50
												295	A	UMBC	66 54
												295	H	UMBC	54 74
												307	A	Vermont	65 47
												307	H	Vermont	78 66
												307	H	Vermont	70 59
												314	A	Albany (NY)	65 44
												314	H	Albany (NY)	60 49
												319	H	Navy	46 41
												344	A	Hartford	69 52
												344	H	Hartford	87 73
LAST 10 Division I															
				307	H	Vermont	78 66					217	H	UMass Lowell	77 53
				295	A	UMBC	66 54					161	H	Binghamton	75 65
				263	A	New Hampshire	71 62					307	H	Vermont	70 59
				85	H	Stony Brook	64 62					344	A	Hartford	69 52
				314	A	Albany (NY)	65 44					295	H	UMBC	54 74

Non-Div I Games: Husson 104 43

Maine

Loss, Non-Conf, S Site, H Home A Away N Neutral

Average RPI Win:	276	WON-LOST	WINNING	LAST 10	STRENGTH OF	OPP. STRENGTH	TEAM	ADJ.	CONF.	ADJ CONF.
Average RPI Loss:	137	RECORD	PCT. RANK	GAMES	SCHEDULE	OF SCHEDULE	RPI	RPI	RPI	RPI
DIV. I ONLY	14- 14	170	6-4	192	277	188	188	24	24	
DIV. I NON-CONF.	3- 6	235	0	93	217	200	200	25	25	
TOTALS	RPI 1-25	RPI 26-50	W-L RECORDS	RPI 51-100	RPI 101-150	RPI 150+				
14- 14	0- 0	0- 0	OVERALL	0- 8	0- 1	14- 5				
8- 5	0- 0	0- 0	HOME	0- 3	0- 1	8- 1				
6- 9	0- 0	0- 0	AWAY	0- 5	0- 0	6- 4				
0- 0	0- 0	0- 0	NEUTRAL	0- 0	0- 0	0- 0				
3- 6	0- 0	0- 0	NON-CONFERENCE	0- 4	0- 1	3- 1				
2- 2	0- 0	0- 0	HOME	0- 1	0- 1	2- 0				
1- 4	0- 0	0- 0	AWAY	0- 3	0- 0	1- 1				
0- 0	0- 0	0- 0	NEUTRAL	0- 0	0- 0	0- 0				
11- 8	0- 0	0- 0	CONFERENCE	0- 4	0- 0	11- 4				
6- 3	0- 0	0- 0	HOME	0- 2	0- 0	6- 1				
5- 5	0- 0	0- 0	AWAY	0- 2	0- 0	5- 3				
0- 0	0- 0	0- 0	NEUTRAL	0- 0	0- 0	0- 0				

RPI S	Opponent	Score	RPI S	Opponent	Score	RPI S	Opponent	Score	RPI S	Opponent	Score	Team's RPI: 188
						55	A Marist	53 74	123	H Duquesne	65 76	
						55	H Marist	66 71	164	A Lafayette	53 60	
						75	A Villanova	51 63	172	H Dartmouth	70 58	
						85	A Stony Brook	54 59	190	A Quinnipiac	58 70	
						88	A Nebraska	51 71	190	H Quinnipiac	77 62	
						90	H Fordham	45 51	233	A Fairfield	47 87	
						92	A Rider	53 76	233	H Fairfield	51 38	
						92	H Rider	50 55	253	A Iona	59 47	
									253	H Iona	54 32	
									279	H Army West Point	86 56	
									281	A Siena	80 50	
									281	H Siena	49 59	
									282	A Niagara	75 61	
									282	H Niagara	68 65	
									298	A Monmouth	60 62	
									318	A Fairleigh Dickinson	62 61	
									323	A Saint Peter's	85 52	
									323	H Saint Peter's	68 64	
									337	A Canisius	63 56	
									337	H Canisius	68 50	
LAST 10 Division I												
			253	A Iona	59 47				190	H Quinnipiac	77 62	
			233	H Fairfield	51 38				55	A Marist	53 74	
			282	A Niagara	75 61				281	H Siena	49 59	
			337	A Canisius	63 56				323	H Saint Peter's	68 64	
			92	H Rider	50 55				92	A Rider	53 76	

Non-Div I Games:

Manhattan

■ Loss, 
 ■ Non-Conf, 
 ■ S Site, 
 ■ H Home 
 ■ A Away 
 N Neutral

Average RPI Win:	232	WON-LOST	WINNING	LAST 10	STRENGTH OF	OPP. STRENGTH	TEAM	ADJ.	CONF.	ADJ CONF.
Average RPI Loss:	89	RECORD	PCT. RANK	GAMES	SCHEDULE	OF SCHEDULE	RPI	RPI	RPI	RPI
DIV. I ONLY	23- 4	17	9-1	203	243	55	55	24	24	
DIV. I NON-CONF.	7- 2	53	0	74	60	37	37	25	25	
TOTALS	RPI 1-25	RPI 26-50	W-L RECORDS	RPI 51-100	RPI 101-150	RPI 150+				
23- 4	0- 2	0- 0	OVERALL	1- 1	4- 0	18- 1				
10- 2	0- 1	0- 0	HOME	0- 1	1- 0	9- 0				
11- 2	0- 1	0- 0	AWAY	1- 0	2- 0	8- 1				
2- 0	0- 0	0- 0	NEUTRAL	0- 0	1- 0	1- 0				
7- 2	0- 2	0- 0	NON-CONFERENCE	0- 0	4- 0	3- 0				
3- 1	0- 1	0- 0	HOME	0- 0	1- 0	2- 0				
2- 1	0- 1	0- 0	AWAY	0- 0	2- 0	0- 0				
2- 0	0- 0	0- 0	NEUTRAL	0- 0	1- 0	1- 0				
16- 2	0- 0	0- 0	CONFERENCE	1- 1	0- 0	15- 1				
7- 1	0- 0	0- 0	HOME	0- 1	0- 0	7- 0				
9- 1	0- 0	0- 0	AWAY	1- 0	0- 0	8- 1				
0- 0	0- 0	0- 0	NEUTRAL	0- 0	0- 0	0- 0				

RPI 1-25				RPI 26-50				RPI 51-100				RPI 101+			
RPI	S	Opponent	Score	RPI	S	Opponent	Score	RPI	S	Opponent	Score	RPI	S	Opponent	Score
11	H	Princeton	50 62					92	A	Rider	63 58	102	A	UT Arlington	73 57
18	A	Central Mich.	54 77					92	H	Rider	72 76	117	H	Green Bay	72 60
												132	A	Boston U.	89 75
												139	N	North Florida	69 54
												177	H	Elon	63 55
												188	A	Manhattan	71 66
												188	H	Manhattan	74 53
												190	A	Quinnipiac	64 51
												190	H	Quinnipiac	73 60
												233	A	Fairfield	48 52
												233	H	Fairfield	75 45
												253	A	Iona	73 56
												256	N	Lipscomb	74 63
												281	A	Siena	78 55
												282	A	Niagara	94 67
												282	H	Niagara	82 57
												298	A	Monmouth	74 53
												298	H	Monmouth	76 66
												314	H	Albany (NY)	76 52
												323	A	Saint Peter's	82 60
												323	H	Saint Peter's	96 76
												337	A	Canisius	90 59
												337	H	Canisius	86 72
LAST 10 Division I															
190	A	Quinnipiac	64 51	92	A	Rider	63 58								
233	H	Fairfield	75 45	188	H	Manhattan	74 53								
323	A	Saint Peter's	82 60	253	A	Iona	73 56								
281	A	Siena	78 55	282	H	Niagara	82 57								
337	H	Canisius	86 72	233	A	Fairfield	48 52								

Non-Div I Games:

Marist

■ Loss, 
 ■ Non-Conf, 
 ■ S Site, 
 ■ H Home 
 ■ A Away 
 N Neutral

Average RPI Win:	152	WON-LOST	WINNING	LAST 10	STRENGTH OF	OPP. STRENGTH	TEAM	ADJ.	CONF.	ADJ CONF.
Average RPI Loss:	48	RECORD	PCT. RANK	GAMES	SCHEDULE	OF SCHEDULE	RPI	RPI	RPI	RPI
DIV. I ONLY	22- 7	35	8-2	64	69	28	28	6	6	
DIV. I NON-CONF.	9- 2	37	0	44	85	32	32	6	6	
TOTALS	RPI 1-25	RPI 26-50	W-L RECORDS	RPI 51-100	RPI 101-150	RPI 150+				
22- 7	1- 3	1- 1	OVERALL	8- 3	1- 0	11- 0				
13- 2	1- 2	1- 0	HOME	6- 0	0- 0	5- 0				
8- 5	0- 1	0- 1	AWAY	2- 3	1- 0	5- 0				
1- 0	0- 0	0- 0	NEUTRAL	0- 0	0- 0	1- 0				
9- 2	0- 2	0- 0	NON-CONFERENCE	3- 0	1- 0	5- 0				
4- 2	0- 2	0- 0	HOME	2- 0	0- 0	2- 0				
4- 0	0- 0	0- 0	AWAY	1- 0	1- 0	2- 0				
1- 0	0- 0	0- 0	NEUTRAL	0- 0	0- 0	1- 0				
13- 5	1- 1	1- 1	CONFERENCE	5- 3	0- 0	6- 0				
9- 0	1- 0	1- 0	HOME	4- 0	0- 0	3- 0				
4- 5	0- 1	0- 1	AWAY	1- 3	0- 0	3- 0				
0- 0	0- 0	0- 0	NEUTRAL	0- 0	0- 0	0- 0				

RPI 1-25				RPI 26-50				Team's RPI: 28				RPI 51-100				RPI 101+			
RPI	S	Opponent	Score	RPI	S	Opponent	Score	RPI	S	Opponent	Score	RPI	S	Opponent	Score	RPI	S	Opponent	Score
8	H	Northwestern	56 64	45	A	Creighton	62 72	52	H	Belmont	53 51	117	A	Green Bay	60 47				
14	H	Mississippi St.	68 74	45	H	Creighton	52 50	61	H	Illinois St.	58 41	186	A	Providence	60 50				
20	A	DePaul	71 89					64	A	St. John's (NY)	67 57	186	H	Providence	85 55				
20	H	DePaul	90 83					64	H	St. John's (NY)	94 85	196	A	Saint Mary's (CA)	77 63				
								73	A	South Dakota St.	65 58	216	A	Milwaukee	78 56				
								75	A	Villanova	47 61	240	A	Georgetown	76 56				
								75	H	Villanova	57 52	240	H	Georgetown	73 51				
								77	A	Seton Hall	60 72	244	N	Tulsa	61 60				
								77	H	Seton Hall	81 60	245	H	Morgan St.	70 48				
								96	A	Butler	55 61	262	A	Xavier	80 60				
								96	H	Butler	76 54	262	H	Xavier	61 48				
												316	H	St. Francis Brooklyn	92 71				
LAST 10 Division I																			
20	H	DePaul	90 83	64	A	St. John's (NY)	67 57												
240	A	Georgetown	76 56	77	A	Seton Hall	60 72												
75	A	Villanova	47 61	45	H	Creighton	52 50												
96	H	Butler	76 54	186	H	Providence	85 55												
262	H	Xavier	61 48	75	H	Villanova	57 52												

Non-Div I Games:

Marquette

■ Loss, 
■ Non-Conf, 
■ S Site, 
■ H Home 
■ A Away 
N Neutral

## Marshall

Through Games Of March 4, 2020

Average RPI Win:	229	WON-LOST	WINNING	LAST 10	STRENGTH OF	OPP. STRENGTH	TEAM	ADJ.	CONF.	ADJ CONF.
Average RPI Loss:	140	RECORD	PCT. RANK	GAMES	SCHEDULE	OF SCHEDULE	RPI	RPI	RPI	RPI
DIV. I ONLY	9- 16	261	4-6	176	152	243	243	13	13	
DIV. I NON-CONF.	3- 6	235	0	322	240	311	311	16	16	
TOTALS	RPI 1-25	RPI 26-50	W-L RECORDS	RPI 51-100	RPI 101-150	RPI 150+				
9- 16	0- 2	0- 3	OVERALL	0- 4	1- 0	8- 7				
6- 7	0- 1	0- 1	HOME	0- 1	1- 0	5- 4				
3- 9	0- 1	0- 2	AWAY	0- 3	0- 0	3- 3				
0- 0	0- 0	0- 0	NEUTRAL	0- 0	0- 0	0- 0				
3- 6	0- 0	0- 1	NON-CONFERENCE	0- 1	0- 0	3- 4				
2- 2	0- 0	0- 0	HOME	0- 0	0- 0	2- 2				
1- 4	0- 0	0- 1	AWAY	0- 1	0- 0	1- 2				
0- 0	0- 0	0- 0	NEUTRAL	0- 0	0- 0	0- 0				
6- 10	0- 2	0- 2	CONFERENCE	0- 3	1- 0	5- 3				
4- 5	0- 1	0- 1	HOME	0- 1	1- 0	3- 2				
2- 5	0- 1	0- 1	AWAY	0- 2	0- 0	2- 1				
0- 0	0- 0	0- 0	NEUTRAL	0- 0	0- 0	0- 0				

RPI 1-25				RPI 26-50				RPI 51-100				RPI 101+ Team's RPI: 243			
RPI	S	Opponent	Score	RPI	S	Opponent	Score	RPI	S	Opponent	Score	RPI	S	Opponent	Score
23	A	Old Dominion	46 57	32	A	Western Ky.	65 79	51	H	Middle Tenn.	55 75	126	H	UAB	61 56
23	H	Old Dominion	54 64	32	H	Western Ky.	65 74	53	A	Charlotte	46 52	155	H	Norfolk St.	75 69
				42	A	Rutgers	41 66	62	A	Rice	43 81	184	A	Towson	56 59
								89	A	Ohio	51 67	191	H	Fla. Atlantic	85 75
												207	A	Southern Miss.	80 65
												212	H	UTEP	76 66
												238	H	Bowling Green	69 82
												245	H	Morgan St.	52 57
												250	A	North Texas	68 59
												250	H	North Texas	69 77
												273	A	Indiana St.	72 60
												275	A	Louisiana Tech	50 60
												302	H	FIU	65 68
												313	H	UTSA	66 53
												332	A	Evansville	62 66
												333	H	Coppin St.	60 47
LAST 10 Division I															
250	H	North Texas	69 77	275	A	Louisiana Tech	50 60								
23	H	Old Dominion	54 64	207	A	Southern Miss.	80 65								
32	A	Western Ky.	65 79	191	H	Fla. Atlantic	85 75								
212	H	UTEP	76 66	302	H	FIU	65 68								
313	H	UTSA	66 53	32	H	Western Ky.	65 74								

Non-Div I Games: Alderson Broadus 85 41 Ky. Christian 89 40

Marshall

Loss, Non-Conf, S Site, H Home A Away N Neutral

# Maryland

Through Games Of March 4, 2020

Average RPI Win:	111	WON-LOST	WINNING	LAST 10	STRENGTH OF	OPP. STRENGTH	TEAM	ADJ.	CONF.	ADJ CONF.
Average RPI Loss:	11	RECORD	PCT. RANK	GAMES	SCHEDULE	OF SCHEDULE	RPI	RPI	RPI	RPI
DIV. I ONLY	25- 4	13	10-0	9	8	3	3	2	2	
DIV. I NON-CONF.	9- 2	37	0	92	62	40	40	1	1	
TOTALS	RPI 1-25	RPI 26-50	W-L RECORDS	RPI 51-100	RPI 101-150	RPI 150+				
25- 4	6- 4	5- 0	OVERALL	4- 0	2- 0	8- 0				
14- 1	4- 1	3- 0	HOME	2- 0	1- 0	4- 0				
9- 3	2- 3	2- 0	AWAY	1- 0	1- 0	3- 0				
2- 0	0- 0	0- 0	NEUTRAL	1- 0	0- 0	1- 0				
9- 2	0- 2	1- 0	NON-CONFERENCE	1- 0	1- 0	6- 0				
5- 1	0- 1	0- 0	HOME	0- 0	1- 0	4- 0				
2- 1	0- 1	1- 0	AWAY	0- 0	0- 0	1- 0				
2- 0	0- 0	0- 0	NEUTRAL	1- 0	0- 0	1- 0				
16- 2	6- 2	4- 0	CONFERENCE	3- 0	1- 0	2- 0				
9- 0	4- 0	3- 0	HOME	2- 0	0- 0	0- 0				
7- 2	2- 2	1- 0	AWAY	1- 0	1- 0	2- 0				
0- 0	0- 0	0- 0	NEUTRAL	0- 0	0- 0	0- 0				

RPI	S	Opponent	Score	RPI	S	Opponent	Score	RPI	S	Opponent	Score	RPI	S	Opponent	Score
1	H	South Carolina	54 63	36	A	James Madison	70 68	52	N	Belmont	90 26	143	A	Wisconsin	85 56
8	A	Northwestern	58 81	39	A	Michigan	77 49	87	A	Minnesota	99 44	147	H	George Washington	88 54
8	H	Northwestern	70 61	39	H	Michigan	70 55	88	H	Nebraska	87 69	178	H	Delaware	99 55
12	A	Iowa	61 66	42	H	Rutgers	79 50	94	H	Michigan St.	94 53	190	H	Quinnipiac	107 52
12	H	Iowa	93 59	44	H	Purdue	88 45					200	A	Illinois	79 60
15	A	Indiana	79 69									215	A	Penn St.	106 69
15	H	Indiana	76 62									218	N	Clemson	63 44
21	A	NC State	59 66									268	H	Loyola Maryland	105 45
22	A	Ohio St.	85 65									300	H	Wagner	119 56
22	H	Ohio St.	72 62									312	A	Georgia St.	114 41
LAST 10 Division I															
				87	A	Minnesota	99 44	42	H	Rutgers	79 50				
				44	H	Purdue	88 45	15	A	Indiana	79 69				
				143	A	Wisconsin	85 56	94	H	Michigan St.	94 53				
				215	A	Penn St.	106 69	22	A	Ohio St.	85 65				
				12	H	Iowa	93 59	8	H	Northwestern	70 61				

Non-Div I Games:

Maryland

Loss, Non-Conf, S Site, H Home A Away N Neutral

Massachusetts

Through Games Of March 4, 2020

Average RPI Win:	215	WON-LOST	WINNING	LAST 10	STRENGTH OF	OPP. STRENGTH	TEAM	ADJ.	CONF.	ADJ CONF.
Average RPI Loss:	137	RECORD	PCT. RANK	GAMES	SCHEDULE	OF SCHEDULE	RPI	RPI	RPI	RPI
DIV. I ONLY	19- 10	80	6-4	247	151	145	145	12	12	
DIV. I NON-CONF.	9- 3	63	0	276	283	137	137	12	12	
TOTALS	RPI 1-25	RPI 26-50	W-L RECORDS	RPI 51-100	RPI 101-150	RPI 150+				
19- 10	0- 0	0- 1	OVERALL	0- 4	6- 1	13- 4				
11- 5	0- 0	0- 1	HOME	0- 2	3- 0	8- 2				
8- 5	0- 0	0- 0	AWAY	0- 2	3- 1	5- 2				
0- 0	0- 0	0- 0	NEUTRAL	0- 0	0- 0	0- 0				
9- 3	0- 0	0- 0	NON-CONFERENCE	0- 1	2- 0	7- 2				
5- 2	0- 0	0- 0	HOME	0- 0	1- 0	4- 2				
4- 1	0- 0	0- 0	AWAY	0- 1	1- 0	3- 0				
0- 0	0- 0	0- 0	NEUTRAL	0- 0	0- 0	0- 0				
10- 7	0- 0	0- 1	CONFERENCE	0- 3	4- 1	6- 2				
6- 3	0- 0	0- 1	HOME	0- 2	2- 0	4- 0				
4- 4	0- 0	0- 0	AWAY	0- 1	2- 1	2- 2				
0- 0	0- 0	0- 0	NEUTRAL	0- 0	0- 0	0- 0				

RPI S	Opponent	Score	RPI S	Opponent	Score	RPI S	Opponent	Score	RPI S	Opponent	Score	Team's RPI: 145
49	H Dayton	51 52	64	A St. John's (NY)	71 82	119	H Richmond	64 50				
			90	H Fordham	64 69	123	A Duquesne	81 77				
			95	A Saint Louis	56 71	128	H Holy Cross	75 72				
			98	H VCU	46 61	131	A Davidson	70 62				
						131	H Davidson	61 48				
						132	A Boston U.	58 45				
						147	A George Washington	47 50				
						182	H Merrimack	64 79				
						186	H Providence	63 72				
						195	H La Salle	76 62				
						204	H Brown	95 42				
						213	A Rhode Island	66 69				
						213	H Rhode Island	73 53				
						217	A UMass Lowell	74 58				
						230	A Saint Joseph's	51 47				
						230	H Saint Joseph's	61 43				
						247	A George Mason	56 73				
						253	A Iona	65 51				
						263	H New Hampshire	67 65				
						281	H Siena	61 55				
						292	A St. Bonaventure	62 52				
						292	H St. Bonaventure	72 54				
						307	A Vermont	83 49				
						344	H Hartford	74 48				
LAST 10 Division I												
292	H St. Bonaventure	72 54	49	H Dayton	51 52							
213	H Rhode Island	73 53	90	H Fordham	64 69							
230	A Saint Joseph's	51 47	247	A George Mason	56 73							
131	H Davidson	61 48	131	A Davidson	70 62							
95	A Saint Louis	56 71	119	H Richmond	64 50							

Non-Div I Games: Southern Conn. St. 86 43

Massachusetts

Loss, Non-Conf, S Site, H Home A Away N Neutral

Average RPI Win:	335	WON-LOST	WINNING	LAST 10	STRENGTH OF	OPP. STRENGTH	TEAM	ADJ.	CONF.	ADJ CONF.
Average RPI Loss:	199	RECORD	PCT. RANK	GAMES	SCHEDULE	OF SCHEDULE	RPI	RPI	RPI	RPI
DIV. I ONLY	3- 23	331	0-10	306	289	345	345	23	23	
DIV. I NON-CONF.	1- 6	318	0	157	290	309	309	24	24	
TOTALS	RPI 1-25	RPI 26-50	W-L RECORDS	RPI 51-100	RPI 101-150	RPI 150+				
3- 23	0- 0	0- 1	OVERALL	0- 4	0- 1	3- 17				
3- 9	0- 0	0- 0	HOME	0- 3	0- 0	3- 6				
0- 14	0- 0	0- 1	AWAY	0- 1	0- 1	0- 11				
0- 0	0- 0	0- 0	NEUTRAL	0- 0	0- 0	0- 0				
1- 6	0- 0	0- 1	NON-CONFERENCE	0- 1	0- 1	1- 3				
1- 1	0- 0	0- 0	HOME	0- 1	0- 0	1- 0				
0- 5	0- 0	0- 1	AWAY	0- 0	0- 1	0- 3				
0- 0	0- 0	0- 0	NEUTRAL	0- 0	0- 0	0- 0				
2- 17	0- 0	0- 0	CONFERENCE	0- 3	0- 0	2- 14				
2- 8	0- 0	0- 0	HOME	0- 2	0- 0	2- 6				
0- 9	0- 0	0- 0	AWAY	0- 1	0- 0	0- 8				
0- 0	0- 0	0- 0	NEUTRAL	0- 0	0- 0	0- 0				

RPI S	Opponent	Score	RPI S	Opponent	Score	RPI S	Opponent	Score	RPI S	Opponent	Score	Team's RPI: 345
31	A Arkansas	58 101	62	H Rice	50 81	126	A UAB	70 97				
			66	H A&M-Corpus Christi	59 73	153	A Sam Houston St.	59 92				
			91	H Abilene Christian	73 90	173	A New Orleans	59 78				
			93	A SFA	51 82	173	H New Orleans	59 85				
						189	A Louisiana	55 75				
						220	A SMU	60 81				
						231	A Central Ark.	49 70				
						231	H Central Ark.	57 70				
						248	A Southeastern La.	48 87				
						248	H Southeastern La.	67 74				
						257	A Nicholls St.	63 79				
						257	H Nicholls St.	53 72				
						260	H Lamar University	69 87				
						272	A Incarnate Word	56 73				
						272	H Incarnate Word	71 72				
						275	A Louisiana Tech	54 79				
						321	A Houston Baptist	54 56				
						321	H Houston Baptist	88 72				
						336	A Northwestern St.	60 70				
						336	H Northwestern St.	61 51				
						348	H La.-Monroe	72 69				
LAST 10 Division I												
257	H Nicholls St.	53 72	336	A Northwestern St.	60 70							
321	A Houston Baptist	54 56	231	A Central Ark.	49 70							
248	A Southeastern La.	48 87	66	H A&M-Corpus Christi	59 73							
173	H New Orleans	59 85	260	H Lamar University	69 87							
272	H Incarnate Word	71 72	257	A Nicholls St.	63 79							

Non-Div I Games: Centenary (LA) 116 37 LSU-Shreveport 81 77

McNeese

Loss, Non-Conf, S Site, H Home A Away N Neutral



Average RPI Win:	203	WON-LOST	WINNING	LAST 10	STRENGTH OF	OPP. STRENGTH	TEAM	ADJ.	CONF.	ADJ CONF.
Average RPI Loss:	135	RECORD	PCT. RANK	GAMES	SCHEDULE	OF SCHEDULE	RPI	RPI	RPI	RPI
DIV. I ONLY	13- 16	201	3-7	177	112	202	202	9	9	
DIV. I NON-CONF.	9- 4	84	0	256	284	152	152	9	9	
TOTALS	RPI 1-25	RPI 26-50	W-L RECORDS	RPI 51-100	RPI 101-150	RPI 150+				
13- 16	0- 2	0- 3	OVERALL	2- 2	1- 2	10- 7				
8- 7	0- 1	0- 1	HOME	0- 2	1- 1	7- 2				
4- 8	0- 1	0- 1	AWAY	1- 0	0- 1	3- 5				
1- 1	0- 0	0- 1	NEUTRAL	1- 0	0- 0	0- 0				
9- 4	0- 0	0- 1	NON-CONFERENCE	2- 0	1- 1	6- 2				
5- 2	0- 0	0- 0	HOME	0- 0	1- 1	4- 1				
3- 1	0- 0	0- 0	AWAY	1- 0	0- 0	2- 1				
1- 1	0- 0	0- 1	NEUTRAL	1- 0	0- 0	0- 0				
4- 12	0- 2	0- 2	CONFERENCE	0- 2	0- 1	4- 5				
3- 5	0- 1	0- 1	HOME	0- 2	0- 0	3- 1				
1- 7	0- 1	0- 1	AWAY	0- 0	0- 1	1- 4				
0- 0	0- 0	0- 0	NEUTRAL	0- 0	0- 0	0- 0				

RPI	S	Opponent	Score	RPI	S	Opponent	Score	RPI	S	Opponent	Score	RPI	S	Opponent	Score	Team's RPI: 202
6	A	UConn	55 94	34	N	LSU	58 89	69	H	South Fla.	47 68	114	A	Temple	64 78	
6	H	UConn	56 68	37	A	UCF	66 82	74	N	Kansas St.	72 68	126	H	UAB	77 52	
				37	H	UCF	59 67	79	H	Cincinnati	66 73	147	H	George Washington	63 64	
								100	A	Southern Ill.	70 66	160	A	Toledo	83 76	
												165	A	Tulane	55 59	
												165	H	Tulane	64 62	
												170	A	Wichita St.	69 60	
												203	A	Little Rock	68 50	
												211	A	Houston	65 75	
												220	A	SMU	60 69	
												220	H	SMU	57 52	
												234	A	East Carolina	65 71	
												234	H	East Carolina	57 61	
												242	H	Alabama A&M	79 71	
												244	H	Tulsa	63 44	
												255	H	Arkansas St.	78 50	
												275	A	Louisiana Tech	74 83	
												287	H	Eastern Ky.	60 63	
												324	H	Alcorn	57 51	
												351	H	Mississippi Val.	91 54	
LAST 10 Division I																
220	A	SMU	60 69	170	A	Wichita St.	69 60									
37	H	UCF	59 67	6	A	UConn	55 94									
69	H	South Fla.	47 68	165	H	Tulane	64 62									
114	A	Temple	64 78	244	H	Tulsa	63 44									
234	H	East Carolina	57 61	234	A	East Carolina	65 71									

Non-Div I Games:

Memphis

■ Loss, 
 ■ Non-Conf, 
 ■ S Site, 
 ■ Home 
 ■ A Away 
 N Neutral

## Mercer

Through Games Of March 4, 2020

Average RPI Win:	275	WON-LOST	WINNING	LAST 10	STRENGTH OF	OPP. STRENGTH	TEAM	ADJ.	CONF.	ADJ CONF.
Average RPI Loss:	179	RECORD	PCT. RANK	GAMES	SCHEDULE	OF SCHEDULE	RPI	RPI	RPI	RPI
DIV. I ONLY	6- 22	315	4-6	290	227	328	328	27	27	
DIV. I NON-CONF.	2- 12	318	0	219	192	315	315	21	21	
TOTALS	RPI 1-25	RPI 26-50	W-L RECORDS	RPI 51-100	RPI 101-150	RPI 150+				
6- 22	0- 0	0- 1	OVERALL	0- 3	0- 4	6- 14				
5- 8	0- 0	0- 1	HOME	0- 0	0- 1	5- 6				
1- 14	0- 0	0- 0	AWAY	0- 3	0- 3	1- 8				
0- 0	0- 0	0- 0	NEUTRAL	0- 0	0- 0	0- 0				
2- 12	0- 0	0- 1	NON-CONFERENCE	0- 3	0- 2	2- 6				
1- 5	0- 0	0- 1	HOME	0- 0	0- 0	1- 4				
1- 7	0- 0	0- 0	AWAY	0- 3	0- 2	1- 2				
0- 0	0- 0	0- 0	NEUTRAL	0- 0	0- 0	0- 0				
4- 10	0- 0	0- 0	CONFERENCE	0- 0	0- 2	4- 8				
4- 3	0- 0	0- 0	HOME	0- 0	0- 1	4- 2				
0- 7	0- 0	0- 0	AWAY	0- 0	0- 1	0- 6				
0- 0	0- 0	0- 0	NEUTRAL	0- 0	0- 0	0- 0				

RPI 1-25				RPI 26-50				RPI 51-100				RPI 101+				Team's RPI: 328	
RPI	S	Opponent	Score	RPI	S	Opponent	Score	RPI	S	Opponent	Score	RPI	S	Opponent	Score		
				32	H	Western Ky.	62 75	54	A	Yale	60 68	106	A	Columbia	48 77		
								57	A	Alabama	56 111	134	A	Florida	50 71		
								71	A	Georgia	60 76	138	A	UNC Greensboro	51 67		
												138	H	UNC Greensboro	50 60		
												151	H	Jacksonville	83 87		
												169	A	Samford	64 72		
												169	H	Samford	54 60		
												174	H	Gardner-Webb	62 65		
												192	A	Chattanooga	52 58		
												192	H	Chattanooga	55 48		
												198	A	Furman	49 62		
												198	H	Furman	61 55		
												218	H	Clemson	61 65		
												224	A	Kennesaw St.	64 92		
												246	A	Appalachian St.	68 77		
												266	A	Wofford	49 77		
												266	H	Wofford	54 53		
												287	H	Eastern Ky.	60 61		
												288	A	ETSU	54 56		
												288	H	ETSU	66 72		
												299	H	Ga. Southern	62 52		
												343	A	Western Caro.	40 51		
												343	H	Western Caro.	60 54		
												350	A	South Carolina St.	66 55		
LAST 10 Division I																	
				138	H	UNC Greensboro	50 60	198	H	Furman	61 55						
				343	H	Western Caro.	60 54	266	H	Wofford	54 53						
				288	A	ETSU	54 56	343	A	Western Caro.	40 51						
				192	A	Chattanooga	52 58	138	A	UNC Greensboro	51 67						
				169	H	Samford	54 60	192	H	Chattanooga	55 48						

Non-Div I Games: LaGrange 74 47

Mercer

■ Loss, 
 ■ Non-Conf, 
 ■ S Site, 
 ■ H Home 
 ■ A Away 
 N Neutral

[illegible]

Non-Div I Games:	Eastern Nazarene	82	50	Fisher	81	42
------------------	------------------	----	----	--------	----	----

Page 171

RPI	S	Opponent	Score
346	H	Central Conn. St.	56 46

M  
e  
r  
r  
i  
m  
a  
c  
k

M  
e  
r  
r  
i  
m  
a  
c  
k

Merrimack

Average RPI Win:	160	WON-LOST	WINNING	LAST 10	STRENGTH OF	OPP. STRENGTH	TEAM	ADJ.	CONF.	ADJ CONF.
Average RPI Loss:	59	RECORD	PCT. RANK	GAMES	SCHEDULE	OF SCHEDULE	RPI	RPI	RPI	RPI
DIV. I ONLY	15- 15	170	4-6	37	62	110	110	5	5	
DIV. I NON-CONF.	8- 3	68	0	14	122	45	45	4	4	
TOTALS	RPI 1-25	RPI 26-50	W-L RECORDS	RPI 51-100	RPI 101-150	RPI 150+				
15- 15	0- 6	0- 3	OVERALL	2- 3	5- 2	8- 1				
12- 6	0- 5	0- 1	HOME	2- 0	4- 0	6- 0				
2- 8	0- 1	0- 2	AWAY	0- 3	1- 2	1- 0				
1- 1	0- 0	0- 0	NEUTRAL	0- 0	0- 0	1- 1				
8- 3	0- 3	0- 0	NON-CONFERENCE	1- 0	2- 0	5- 0				
7- 2	0- 2	0- 0	HOME	1- 0	2- 0	4- 0				
0- 1	0- 1	0- 0	AWAY	0- 0	0- 0	0- 0				
1- 0	0- 0	0- 0	NEUTRAL	0- 0	0- 0	1- 0				
7- 12	0- 3	0- 3	CONFERENCE	1- 3	3- 2	3- 1				
5- 4	0- 3	0- 1	HOME	1- 0	2- 0	2- 0				
2- 7	0- 0	0- 2	AWAY	0- 3	1- 2	1- 0				
0- 1	0- 0	0- 0	NEUTRAL	0- 0	0- 0	0- 1				

RPI 1-25				RPI 26-50				RPI 51-100				RPI 101+ Team's RPI: 110			
RPI	S	Opponent	Score	RPI	S	Opponent	Score	RPI	S	Opponent	Score	RPI	S	Opponent	Score
5	H	Louisville	41 87	33	A	Virginia Tech	45 69	58	A	Virginia	64 69	101	H	Syracuse	77 62
15	H	Indiana	45 58	38	A	Florida St.	61 79	63	A	Boston College	64 75	103	H	Washington St.	74 68
17	H	Oregon St.	53 75	38	H	Florida St.	62 73	72	A	Georgia Tech	54 61	113	A	Notre Dame	53 76
20	A	DePaul	83 89					72	H	Georgia Tech	54 49	116	A	Wake Forest	79 63
21	H	NC State	48 50					78	H	IUPUI	74 65	116	H	Wake Forest	59 56
24	H	Duke	55 74									139	H	North Florida	78 55
												146	A	North Carolina	58 78
												154	N	N.C. A&T	68 67
												158	H	Jackson St.	83 68
												161	H	Binghamton	79 56
												218	A	Clemson	63 48
												218	H	Clemson	68 64
												218	N	Clemson	56 71
												228	H	Miami (OH)	80 62
												258	H	UNC Asheville	75 46
												286	H	Pittsburgh	73 54
LAST 10 Division I															
218	N	Clemson	56 71	218	A	Clemson	63 48								
286	H	Pittsburgh	73 54	58	A	Virginia	64 69								
116	A	Wake Forest	79 63	24	H	Duke	55 74								
63	A	Boston College	64 75	33	A	Virginia Tech	45 69								
21	H	NC State	48 50	72	H	Georgia Tech	54 49								

Non-Div I Games:

Miami (FL)

■ Loss, 
■ Non-Conf, 
■ S Site, 
■ H Home 
■ A Away 
N Neutral

Average RPI Win:	249	WON-LOST	WINNING	LAST 10	STRENGTH OF	OPP. STRENGTH	TEAM	ADJ.	CONF.	ADJ CONF.
Average RPI Loss:	106	RECORD	PCT. RANK	GAMES	SCHEDULE	OF SCHEDULE	RPI	RPI	RPI	RPI
DIV. I ONLY	10- 18	266	3-7	188	108	228	228	10	10	
DIV. I NON-CONF.	6- 5	151	0	271	168	149	149	10	10	
TOTALS	RPI 1-25	RPI 26-50	W-L RECORDS	RPI 51-100	RPI 101-150	RPI 150+				
10- 18	0- 3	0- 1	OVERALL	0- 6	1- 3	9- 5				
5- 6	0- 1	0- 0	HOME	0- 2	1- 1	4- 2				
4- 11	0- 2	0- 1	AWAY	0- 3	0- 2	4- 3				
1- 1	0- 0	0- 0	NEUTRAL	0- 1	0- 0	1- 0				
6- 5	0- 1	0- 1	NON-CONFERENCE	0- 2	0- 1	6- 0				
2- 0	0- 0	0- 0	HOME	0- 0	0- 0	2- 0				
3- 4	0- 1	0- 1	AWAY	0- 1	0- 1	3- 0				
1- 1	0- 0	0- 0	NEUTRAL	0- 1	0- 0	1- 0				
4- 13	0- 2	0- 0	CONFERENCE	0- 4	1- 2	3- 5				
3- 6	0- 1	0- 0	HOME	0- 2	1- 1	2- 2				
1- 7	0- 1	0- 0	AWAY	0- 2	0- 1	1- 3				
0- 0	0- 0	0- 0	NEUTRAL	0- 0	0- 0	0- 0				

RPI S	Opponent	Score	RPI S	Opponent	Score	RPI S	Opponent	Score	RPI S	Opponent	Score	Team's RPI: 228
18 A	Central Mich.	70 76	41 A	Bradley	68 79	70 A	Ball St.	63 80	110 A	Miami (FL)	62 80	
18 H	Central Mich.	87 99				79 A	Cincinnati	68 98	122 A	Buffalo	72 88	
20 A	DePaul	79 98				89 H	Ohio	70 84	122 H	Buffalo	72 86	
						97 A	Kent St.	75 80	136 H	Western Mich.	70 67	
						97 H	Kent St.	75 78	159 A	Akron	62 70	
						99 N	Liberty	53 65	159 H	Akron	62 75	
									160 H	Toledo	92 83	
									180 A	Northern Ill.	84 86	
									180 H	Northern Ill.	66 64	
									183 A	Eastern Mich.	53 80	
									237 A	South Alabama	76 73	
									238 A	Bowling Green	80 59	
									238 H	Bowling Green	69 82	
									286 A	Pittsburgh	80 71	
									287 A	Eastern Ky.	75 57	
									297 N	Prairie View	65 52	
									332 H	Evansville	72 64	
									340 H	UIC	85 35	
LAST 10 Division I												
238 H	Bowling Green	69 82	180 A	Northern Ill.	84 86							
159 H	Akron	62 75	18 H	Central Mich.	87 99							
122 A	Buffalo	72 88	160 H	Toledo	92 83							
97 A	Kent St.	75 80	136 H	Western Mich.	70 67							
89 H	Ohio	70 84	238 A	Bowling Green	80 59							

Non-Div I Games: Tiffin 83 51

Miami (OH)

Loss, Non-Conf, S Site, H Home A Away N Neutral

## Michigan

Through Games Of March 4, 2020

Average RPI Win:	139	WON-LOST	WINNING	LAST 10	STRENGTH OF	OPP. STRENGTH	TEAM	ADJ.	CONF.	ADJ CONF.
Average RPI Loss:	34	RECORD	PCT. RANK	GAMES	SCHEDULE	OF SCHEDULE	RPI	RPI	RPI	RPI
DIV. I ONLY	19- 10	80	6-4	19	31	39	39	2	2	
DIV. I NON-CONF.	9- 2	37	0	102	154	53	53	1	1	
TOTALS	RPI 1-25	RPI 26-50	W-L RECORDS	RPI 51-100	RPI 101-150	RPI 150+				
19- 10	1- 6	3- 2	OVERALL	4- 1	3- 1	8- 0				
12- 4	1- 3	3- 0	HOME	1- 0	2- 1	5- 0				
6- 5	0- 3	0- 1	AWAY	2- 1	1- 0	3- 0				
1- 1	0- 0	0- 1	NEUTRAL	1- 0	0- 0	0- 0				
9- 2	0- 0	1- 1	NON-CONFERENCE	1- 0	2- 1	5- 0				
6- 1	0- 0	1- 0	HOME	0- 0	2- 1	3- 0				
2- 0	0- 0	0- 0	AWAY	0- 0	0- 0	2- 0				
1- 1	0- 0	0- 1	NEUTRAL	1- 0	0- 0	0- 0				
10- 8	1- 6	2- 1	CONFERENCE	3- 1	1- 0	3- 0				
6- 3	1- 3	2- 0	HOME	1- 0	0- 0	2- 0				
4- 5	0- 3	0- 1	AWAY	2- 1	1- 0	1- 0				
0- 0	0- 0	0- 0	NEUTRAL	0- 0	0- 0	0- 0				

RPI 1-25				RPI 26-50				Team's RPI: 39				RPI 51-100				RPI 101+			
RPI	S	Opponent	Score	RPI	S	Opponent	Score	RPI	S	Opponent	Score	RPI	S	Opponent	Score	RPI	S	Opponent	Score
3	A	Maryland	55 70	38	N	Florida St.	69 79	87	A	Minnesota	77 52	101	H	Syracuse	84 76				
3	H	Maryland	49 77	41	H	Bradley	77 57	88	A	Nebraska	71 74	113	H	Notre Dame	72 76				
8	A	Northwestern	73 81	42	A	Rutgers	41 62	94	A	Michigan St.	65 57	136	H	Western Mich.	76 55				
8	H	Northwestern	60 66	42	H	Rutgers	71 57	94	H	Michigan St.	89 69	143	A	Wisconsin	68 56				
12	H	Iowa	78 63	44	H	Purdue	66 63	97	N	Kent St.	88 53	159	A	Akron	80 71				
15	H	Indiana	60 78									183	A	Eastern Mich.	57 38				
22	A	Ohio St.	69 78									200	H	Illinois	80 59				
												215	A	Penn St.	80 66				
												215	H	Penn St.	82 48				
												245	H	Morgan St.	80 48				
												246	H	Appalachian St.	62 35				
												285	H	Oakland	79 64				
LAST 10 Division I																			
15	H	Indiana	60 78	8	H	Northwestern	60 66												
215	A	Penn St.	80 66	87	A	Minnesota	77 52												
94	A	Michigan St.	65 57	44	H	Purdue	66 63												
200	H	Illinois	80 59	12	H	Iowa	78 63												
42	A	Rutgers	41 62	8	A	Northwestern	73 81												

Non-Div I Games:

Michigan

■ Loss, 
 ■ Non-Conf, 
 ■ S Site, 
 ■ Home 
 ■ A Away 
 N Neutral

## Michigan St.

Through Games Of March 4, 2020

Average RPI Win:	156	WON-LOST	WINNING	LAST 10	STRENGTH OF	OPP. STRENGTH	TEAM	ADJ.	CONF.	ADJ CONF.
Average RPI Loss:	47	RECORD	PCT. RANK	GAMES	SCHEDULE	OF SCHEDULE	RPI	RPI	RPI	RPI
DIV. I ONLY	16- 13	147	5-5	75	9	94	94	2	2	
DIV. I NON-CONF.	7- 4	100	0	284	51	175	175	1	1	
TOTALS	RPI 1-25	RPI 26-50	W-L RECORDS	RPI 51-100	RPI 101-150	RPI 150+				
16- 13	1- 5	3- 5	OVERALL	3- 1	2- 1	7- 1				
11- 3	1- 1	1- 2	HOME	2- 0	1- 0	6- 0				
4- 7	0- 4	2- 2	AWAY	0- 0	1- 0	1- 1				
1- 3	0- 0	0- 1	NEUTRAL	1- 1	0- 1	0- 0				
7- 4	0- 0	0- 2	NON-CONFERENCE	1- 1	1- 1	5- 0				
5- 0	0- 0	0- 0	HOME	0- 0	0- 0	5- 0				
1- 1	0- 0	0- 1	AWAY	0- 0	1- 0	0- 0				
1- 3	0- 0	0- 1	NEUTRAL	1- 1	0- 1	0- 0				
9- 9	1- 5	3- 3	CONFERENCE	2- 0	1- 0	2- 1				
6- 3	1- 1	1- 2	HOME	2- 0	1- 0	1- 0				
3- 6	0- 4	2- 1	AWAY	0- 0	0- 0	1- 1				
0- 0	0- 0	0- 0	NEUTRAL	0- 0	0- 0	0- 0				

RPI 1-25				RPI 26-50				RPI 51-100				RPI 101+			
RPI	S	Opponent	Score	RPI	S	Opponent	Score	RPI	S	Opponent	Score	RPI	S	Opponent	Score
3	A	Maryland	53 94	34	N	LSU	56 58	56	N	West Virginia	57 63	101	N	Syracuse	63 77
8	A	Northwestern	55 85	38	A	Florida St.	68 78	74	N	Kansas St.	65 60	113	A	Notre Dame	72 69
8	H	Northwestern	48 76	39	A	Michigan	69 89	87	H	Minnesota	66 54	143	H	Wisconsin	69 52
12	A	Iowa	57 74	39	H	Michigan	57 65	88	H	Nebraska	78 70	183	H	Eastern Mich.	85 50
15	A	Indiana	67 79	42	A	Rutgers	66 55					200	A	Illinois	72 58
22	H	Ohio St.	68 65	42	H	Rutgers	57 53					215	A	Penn St.	73 86
				44	A	Purdue	65 63					215	H	Penn St.	99 80
				44	H	Purdue	66 76					280	H	Morehead St.	93 48
												285	H	Oakland	76 56
												331	H	Detroit Mercy	110 52
												344	H	Hartford	79 34
LAST 10 Division I															
215	H	Penn St.	99 80	42	H	Rutgers	57 53								
200	A	Illinois	72 58	8	A	Northwestern	55 85								
39	H	Michigan	57 65	3	A	Maryland	53 94								
44	A	Purdue	65 63	44	H	Purdue	66 76								
87	H	Minnesota	66 54	12	A	Iowa	57 74								

Non-Div I Games:

Michigan St.

■ Loss, 
 ■ Non-Conf, 
 ■ S Site, 
 ■ H Home 
 ■ A Away 
 N Neutral



Average RPI Win:	180	WON-LOST	WINNING	LAST 10	STRENGTH OF	OPP. STRENGTH	TEAM	ADJ.	CONF.	ADJ CONF.
Average RPI Loss:	71	RECORD	PCT. RANK	GAMES	SCHEDULE	OF SCHEDULE	RPI	RPI	RPI	RPI
DIV. I ONLY	19- 9	70	7-3	52	109	51	51	13	13	
DIV. I NON-CONF.	8- 4	90	0	42	23	52	52	16	16	
TOTALS	RPI 1-25	RPI 26-50	W-L RECORDS	RPI 51-100	RPI 101-150	RPI 150+				
19- 9	1- 2	1- 3	OVERALL	2- 2	2- 1	13- 1				
11- 3	1- 1	1- 1	HOME	2- 0	0- 1	7- 0				
7- 4	0- 0	0- 1	AWAY	0- 2	1- 0	6- 1				
1- 2	0- 1	0- 1	NEUTRAL	0- 0	1- 0	0- 0				
8- 4	1- 1	0- 2	NON-CONFERENCE	1- 1	1- 0	5- 0				
5- 1	1- 0	0- 1	HOME	1- 0	0- 0	3- 0				
2- 1	0- 0	0- 0	AWAY	0- 1	0- 0	2- 0				
1- 2	0- 1	0- 1	NEUTRAL	0- 0	1- 0	0- 0				
11- 5	0- 1	1- 1	CONFERENCE	1- 1	1- 1	8- 1				
6- 2	0- 1	1- 0	HOME	1- 0	0- 1	4- 0				
5- 3	0- 0	0- 1	AWAY	0- 1	1- 0	4- 1				
0- 0	0- 0	0- 0	NEUTRAL	0- 0	0- 0	0- 0				

RPI 1-25				RPI 26-50				RPI 51-100 Team's RPI: 51				RPI 101+			
RPI	S	Opponent	Score	RPI	S	Opponent	Score	RPI	S	Opponent	Score	RPI	S	Opponent	Score
10	N	Gonzaga	50 62	26	H	Kentucky	52 67	52	A	Belmont	57 68	105	N	Auburn	73 50
19	H	TCU	82 70	30	N	Arizona St.	60 61	53	H	Charlotte	83 59	126	A	UAB	62 52
23	H	Old Dominion	56 67	32	A	Western Ky.	63 71	62	A	Rice	60 77	126	H	UAB	59 61
				32	H	Western Ky.	108 103	98	H	VCU	86 63	165	A	Tulane	64 62
												191	H	Fla. Atlantic	81 66
												198	H	Furman	78 62
												207	A	Southern Miss.	77 69
												210	H	Tennessee Tech	64 58
												212	A	UTEP	92 80
												212	H	UTEP	76 60
												234	A	East Carolina	68 66
												243	A	Marshall	75 55
												250	A	North Texas	80 60
												256	H	Lipscomb	70 49
												275	A	Louisiana Tech	60 78
												302	H	FIU	72 56
												313	H	UTSA	69 48
LAST 10 Division I															
				32	H	Western Ky.	108 103	250	A	North Texas	80 60				
				212	A	UTEP	92 80	313	H	UTSA	69 48				
				126	H	UAB	59 61	212	H	UTEP	76 60				
				126	A	UAB	62 52	207	A	Southern Miss.	77 69				
				62	A	Rice	60 77	275	A	Louisiana Tech	60 78				

Non-Div I Games:

Middle Tenn.

■ Loss, 
■ Non-Conf, 
■ S Site, 
■ H Home 
■ A Away 
N Neutral

Average RPI Win: <b>255</b>	WON-LOST	WINNING	LAST 10	STRENGTH OF	OPP. STRENGTH	TEAM	ADJ.	CONF.	ADJ CONF.
Average RPI Loss: <b>133</b>	RECORD	PCT. RANK	GAMES	SCHEDULE	OF SCHEDULE	RPI	RPI	RPI	RPI
DIV. I ONLY	<b>14- 15</b>	<b>181</b>	<b>8-2</b>	<b>224</b>	<b>212</b>	<b>216</b>	<b>216</b>	<b>22</b>	<b>22</b>
DIV. I NON-CONF.	<b>2- 8</b>	<b>295</b>	<b>0</b>	<b>176</b>	<b>45</b>	<b>299</b>	<b>299</b>	<b>22</b>	<b>22</b>
TOTALS	RPI 1-25	RPI 26-50	W-L RECORDS	RPI 51-100	RPI 101-150	RPI 150+			
14- 15	0- 1	0- 2	OVERALL	0- 3	1- 3	13- 6			
10- 5	0- 0	0- 1	HOME	0- 1	1- 0	9- 3			
4- 10	0- 1	0- 1	AWAY	0- 2	0- 3	4- 3			
0- 0	0- 0	0- 0	NEUTRAL	0- 0	0- 0	0- 0			
2- 8	0- 1	0- 2	NON-CONFERENCE	0- 1	0- 2	2- 2			
2- 3	0- 0	0- 1	HOME	0- 0	0- 0	2- 2			
0- 5	0- 1	0- 1	AWAY	0- 1	0- 2	0- 0			
0- 0	0- 0	0- 0	NEUTRAL	0- 0	0- 0	0- 0			
12- 7	0- 0	0- 0	CONFERENCE	0- 2	1- 1	11- 4			
8- 2	0- 0	0- 0	HOME	0- 1	1- 0	7- 1			
4- 5	0- 0	0- 0	AWAY	0- 1	0- 1	4- 3			
0- 0	0- 0	0- 0	NEUTRAL	0- 0	0- 0	0- 0			

RPI	S	Opponent	Score	RPI	S	Opponent	Score	RPI	S	Opponent	Score	RPI	S	Opponent	Score	Team's RPI: 216
20	A	DePaul	65 <b>94</b>	28	H	Marquette	56 <b>78</b>	78	A	IUPUI	53 <b>60</b>	106	A	Columbia	46 <b>74</b>	
				44	A	Purdue	55 <b>68</b>	78	H	IUPUI	52 <b>75</b>	117	A	Green Bay	48 <b>61</b>	
								87	A	Minnesota	61 <b>77</b>	117	H	Green Bay	65 60	
												143	A	Wisconsin	40 <b>71</b>	
												156	A	Wright St.	77 67	
												156	H	Wright St.	60 58	
												180	H	Northern Ill.	78 65	
												181	A	Northern Ky.	37 <b>61</b>	
												181	H	Northern Ky.	49 <b>61</b>	
												197	A	Cleveland St.	49 <b>58</b>	
												197	H	Cleveland St.	61 57	
												219	H	North Dakota	58 <b>66</b>	
												238	H	Bowling Green	51 <b>63</b>	
												259	A	Youngstown St.	74 62	
												259	H	Youngstown St.	59 54	
												285	A	Oakland	62 <b>78</b>	
												285	H	Oakland	74 67	
												285	H	Oakland	73 65	
												327	H	Ark.-Pine Bluff	69 55	
												331	A	Detroit Mercy	63 48	
												331	H	Detroit Mercy	76 51	
												340	A	UIC	66 60	
												340	H	UIC	71 55	
LAST 10 Division I																
285	H	Oakland	73 65	331	H	Detroit Mercy	76 51									
197	H	Cleveland St.	61 57	285	H	Oakland	74 67									
259	H	Youngstown St.	59 54	117	H	Green Bay	65 60									
340	A	UIC	66 60	156	A	Wright St.	77 67									
78	A	IUPUI	53 <b>60</b>	181	A	Northern Ky.	37 <b>61</b>									

Non-Div I Games: Wis.-Parkside 84 77

Milwaukee

■ Loss, 
 ■ Non-Conf, S Site, 
 ■ Home 
 ■ Away 
 N Neutral

# Minnesota

Through Games Of March 4, 2020

Average RPI Win:	152	WON-LOST	WINNING	LAST 10	STRENGTH OF	OPP. STRENGTH	TEAM	ADJ.	CONF.	ADJ CONF.
Average RPI Loss:	49	RECORD	PCT. RANK	GAMES	SCHEDULE	OF SCHEDULE	RPI	RPI	RPI	RPI
DIV. I ONLY	16- 14	158	4-6	33	14	87	87	2	2	
DIV. I NON-CONF.	10- 1	20	0	80	158	26	26	1	1	
TOTALS	RPI 1-25	RPI 26-50	W-L RECORDS	RPI 51-100	RPI 101-150	RPI 150+				
16- 14	0- 9	3- 1	OVERALL	2- 2	4- 1	7- 1				
9- 8	0- 6	2- 1	HOME	2- 0	1- 1	4- 0				
6- 6	0- 3	1- 0	AWAY	0- 2	3- 0	2- 1				
1- 0	0- 0	0- 0	NEUTRAL	0- 0	0- 0	1- 0				
10- 1	0- 1	1- 0	NON-CONFERENCE	1- 0	3- 0	5- 0				
7- 1	0- 1	1- 0	HOME	1- 0	1- 0	4- 0				
3- 0	0- 0	0- 0	AWAY	0- 0	2- 0	1- 0				
0- 0	0- 0	0- 0	NEUTRAL	0- 0	0- 0	0- 0				
6- 13	0- 8	2- 1	CONFERENCE	1- 2	1- 1	2- 1				
2- 7	0- 5	1- 1	HOME	1- 0	0- 1	0- 0				
3- 6	0- 3	1- 0	AWAY	0- 2	1- 0	1- 1				
1- 0	0- 0	0- 0	NEUTRAL	0- 0	0- 0	1- 0				

RPI S	Opponent	Score	RPI S	Opponent	Score	RPI S	Opponent	Score	RPI S	Opponent	Score
3	H Maryland	44 99	30	H Arizona St.	80 66	67	H Montana St.	71 60	113	A Notre Dame	75 67
8	H Northwestern	54 56	39	H Michigan	52 77	88	A Nebraska	58 72	124	H Lehigh	77 49
9	H Missouri St.	69 77	42	H Rutgers	73 71	88	H Nebraska	67 61	143	A Wisconsin	73 64
12	A Iowa	82 90	44	A Purdue	72 59	94	A Michigan St.	54 66	143	H Wisconsin	62 72
12	H Iowa	75 76							147	A George Washington	83 50
15	A Indiana	52 65							163	H UC Davis	76 67
15	H Indiana	69 75							199	A American	70 53
22	A Ohio St.	76 99							200	A Illinois	71 74
22	H Ohio St.	63 66							215	A Penn St.	81 74
									215 N	Penn St.	85 65
									216	H Milwaukee	77 61
									307	H Vermont	90 58
									326	H Bryant	101 56
LAST 10 Division I											
215 N	Penn St.	85 65	22	A Ohio St.	76 99	39	H Michigan	52 77			
3	H Maryland	44 99	143	A Wisconsin	73 64	42	H Rutgers	73 71			
12	A Iowa	82 90	88	H Nebraska	67 61						
15	H Indiana	69 75									
94	A Michigan St.	54 66									

Non-Div I Games:

Minnesota

Loss, Non-Conf, S Site, H Home A Away N Neutral

## Mississippi St.

Through Games Of March 4, 2020

Average RPI Win:	122	WON-LOST	WINNING	LAST 10	STRENGTH OF	OPP. STRENGTH	TEAM	ADJ.	CONF.	ADJ CONF.
Average RPI Loss:	29	RECORD	PCT. RANK	GAMES	SCHEDULE	OF SCHEDULE	RPI	RPI	RPI	RPI
DIV. I ONLY	25- 5	22	8-2	25	30	14	14	4	4	
DIV. I NON-CONF.	12- 2	28	0	33	56	12	12	5	5	
TOTALS	RPI 1-25	RPI 26-50	W-L RECORDS	RPI 51-100	RPI 101-150	RPI 150+				
25- 5	1- 2	5- 1	OVERALL	5- 2	5- 0	9- 0				
12- 2	1- 0	4- 0	HOME	1- 2	2- 0	4- 0				
9- 2	0- 1	1- 1	AWAY	2- 0	2- 0	4- 0				
4- 1	0- 1	0- 0	NEUTRAL	2- 0	1- 0	1- 0				
12- 2	0- 1	3- 0	NON-CONFERENCE	2- 1	1- 0	6- 0				
5- 1	0- 0	2- 0	HOME	0- 1	0- 0	3- 0				
3- 0	0- 0	1- 0	AWAY	0- 0	0- 0	2- 0				
4- 1	0- 1	0- 0	NEUTRAL	2- 0	1- 0	1- 0				
13- 3	1- 1	2- 1	CONFERENCE	3- 1	4- 0	3- 0				
7- 1	1- 0	2- 0	HOME	1- 1	2- 0	1- 0				
6- 2	0- 1	0- 1	AWAY	2- 0	2- 0	2- 0				
0- 0	0- 0	0- 0	NEUTRAL	0- 0	0- 0	0- 0				

RPI 1-25				Team's RPI: 14		RPI 26-50				RPI 51-100				RPI 101+					
RPI	S	Opponent	Score		RPI	S	Opponent	Score		RPI	S	Opponent	Score		RPI	S	Opponent	Score	
1	A	South Carolina	79	81	26	A	Kentucky	62	73	56	H	West Virginia	65	71	105	A	Auburn	92	85
7	N	Stanford	62	67	28	A	Marquette	74	68	57	H	Alabama	64	66	105	H	Auburn	78	73
16	H	Texas A&M	69	57	31	H	Arkansas	92	83	58	N	Virginia	72	59	117	N	Green Bay	83	58
					34	H	LSU	64	60	59	A	Tennessee	72	55	118	A	Vanderbilt	68	52
					43	H	Troy	122	82	69	N	South Fla.	86	61	134	H	Florida	93	47
					47	H	UT Martin	82	46	71	A	Georgia	73	66	158	A	Jackson St.	92	53
										71	H	Georgia	67	53	166	A	Missouri	79	64
															189	A	Louisiana	64	48
															203	H	Little Rock	89	50
															206	N	San Francisco	73	38
															207	H	Southern Miss.	91	58
															236	H	Murray St.	124	43
															294	A	Ole Miss	84	59
															294	H	Ole Miss	80	39
LAST 10 Division I																			
294	A	Ole Miss	84	59	16	H	Texas A&M	69	57										
31	H	Arkansas	92	83	59	A	Tennessee	72	55										
57	H	Alabama	64	66	71	H	Georgia	67	53										
105	A	Auburn	92	85	105	H	Auburn	78	73										
26	A	Kentucky	62	73	294	H	Ole Miss	80	39										

Non-Div I Games:

Mississippi St.

■ Loss, 
 ■ Non-Conf, S Site, 
 ■ Home 
 ■ Away 
 N Neutral

Average RPI Win:	344	WON-LOST	WINNING	LAST 10	STRENGTH OF	OPP. STRENGTH	TEAM	ADJ.	CONF.	ADJ CONF.
Average RPI Loss:	250	RECORD	PCT. RANK	GAMES	SCHEDULE	OF SCHEDULE	RPI	RPI	RPI	RPI
DIV. I ONLY	2- 26	349	1-9	350	351	351	351	32	32	
DIV. I NON-CONF.	1- 10	329	0	339	338	350	350	31	31	
TOTALS	RPI 1-25	RPI 26-50	W-L RECORDS	RPI 51-100	RPI 101-150	RPI 150+				
2- 26	0- 0	0- 0	OVERALL	0- 0	0- 3	2- 23				
2- 10	0- 0	0- 0	HOME	0- 0	0- 1	2- 9				
0- 15	0- 0	0- 0	AWAY	0- 0	0- 2	0- 13				
0- 1	0- 0	0- 0	NEUTRAL	0- 0	0- 0	0- 1				
1- 10	0- 0	0- 0	NON-CONFERENCE	0- 0	0- 1	1- 9				
1- 2	0- 0	0- 0	HOME	0- 0	0- 0	1- 2				
0- 7	0- 0	0- 0	AWAY	0- 0	0- 1	0- 6				
0- 1	0- 0	0- 0	NEUTRAL	0- 0	0- 0	0- 1				
1- 16	0- 0	0- 0	CONFERENCE	0- 0	0- 2	1- 14				
1- 8	0- 0	0- 0	HOME	0- 0	0- 1	1- 7				
0- 8	0- 0	0- 0	AWAY	0- 0	0- 1	0- 7				
0- 0	0- 0	0- 0	NEUTRAL	0- 0	0- 0	0- 0				

[illegible]

Non-Div I Games:

Mississippi Val.

Loss, Non-Conf, S Site, H Home A Away N Neutral

M  
i  
s  
s  
i  
s  
s  
i  
p  
p  
i  
V  
a  
l  
.

RPI S Opponent Score  
Mississippi Val.

Through Games Of March 4, 2020

RPI	S	Opponent	Score
347	H	Grambling	68 57
348	A	La.-Monroe	66 74

M  
i  
s  
s  
i  
s  
s  
i  
p  
p  
i  
V  
a  
l  
.

Mississippi Val.a  
l

Average RPI Win:	194	WON-LOST	WINNING	LAST 10	STRENGTH OF	OPP. STRENGTH	TEAM	ADJ.	CONF.	ADJ CONF.
Average RPI Loss:	77	RECORD	PCT. RANK	GAMES	SCHEDULE	OF SCHEDULE	RPI	RPI	RPI	RPI
DIV. I ONLY	9- 21	290	4-6	26	57	166	166	4	4	
DIV. I NON-CONF.	3- 10	282	0	51	118	242	242	5	5	
TOTALS	RPI 1-25	RPI 26-50	W-L RECORDS	RPI 51-100	RPI 101-150	RPI 150+				
9- 21	0- 5	1- 5	OVERALL	2- 4	1- 4	5- 3				
5- 10	0- 3	1- 2	HOME	1- 2	0- 2	3- 1				
3- 9	0- 2	0- 3	AWAY	1- 2	1- 1	1- 1				
1- 2	0- 0	0- 0	NEUTRAL	0- 0	0- 1	1- 1				
3- 10	0- 2	0- 1	NON-CONFERENCE	1- 2	0- 2	2- 3				
3- 4	0- 1	0- 0	HOME	1- 2	0- 0	2- 1				
0- 4	0- 1	0- 1	AWAY	0- 0	0- 1	0- 1				
0- 2	0- 0	0- 0	NEUTRAL	0- 0	0- 1	0- 1				
6- 11	0- 3	1- 4	CONFERENCE	1- 2	1- 2	3- 0				
2- 6	0- 2	1- 2	HOME	0- 0	0- 2	1- 0				
3- 5	0- 1	0- 2	AWAY	1- 2	1- 0	1- 0				
1- 0	0- 0	0- 0	NEUTRAL	0- 0	0- 0	1- 0				

RPI	S	Opponent	Score	RPI	S	Opponent	Score	RPI	S	Opponent	Score	RPI	S	Opponent	Score	Team's RPI: 166
1	H	South Carolina	45 78	26	H	Kentucky	47 62	57	A	Alabama	61 73	105	H	Auburn	82 95	
9	A	Missouri St.	72 79	29	A	South Dakota	56 72	59	A	Tennessee	66 77	117	A	Green Bay	64 72	
11	H	Princeton	33 68	31	A	Arkansas	73 90	71	A	Georgia	73 65	118	A	Vanderbilt	78 66	
14	H	Mississippi St.	64 79	31	H	Arkansas	81 85	76	H	UNI	73 78	134	H	Florida	67 75	
16	A	Texas A&M	53 72	34	A	LSU	58 66	88	H	Nebraska	85 90	146	N	North Carolina	69 82	
				34	H	LSU	69 65	95	H	Saint Louis	83 58	200	H	Illinois	51 58	
												205	H	Western Ill.	97 89	
												209	A	UMKC	56 59	
												227	N	New Mexico	68 71	
												294	A	Ole Miss	71 57	
												294	H	Ole Miss	82 67	
												294	N	Ole Miss	64 53	
												338	H	SIUE	68 51	
LAST 10 Division I																
294	N	Ole Miss	64 53	134	H	Florida	67 75									
57	A	Alabama	61 73	34	A	LSU	58 66									
105	H	Auburn	82 95	71	A	Georgia	73 65									
294	H	Ole Miss	82 67	31	H	Arkansas	81 85									
118	A	Vanderbilt	78 66	26	H	Kentucky	47 62									

Non-Div I Games:

Missouri

■ Loss, 
■ Non-Conf, 
■ S Site, 
■ H Home 
■ A Away 
N Neutral

Average RPI Win:	132	WON-LOST	WINNING	LAST 10	STRENGTH OF	OPP. STRENGTH	TEAM	ADJ.	CONF.	ADJ CONF.
Average RPI Loss:	47	RECORD	PCT. RANK	GAMES	SCHEDULE	OF SCHEDULE	RPI	RPI	RPI	RPI
DIV. I ONLY	23- 4	17	9-1	41	75	9	9	8	8	
DIV. I NON-CONF.	9- 2	37	0	15	19	4	4	7	7	
TOTALS	RPI 1-25	RPI 26-50	W-L RECORDS	RPI 51-100	RPI 101-150	RPI 150+				
23- 4	2- 2	3- 0	OVERALL	8- 2	1- 0	9- 0				
12- 0	1- 0	1- 0	HOME	4- 0	0- 0	6- 0				
11- 4	1- 2	2- 0	AWAY	4- 2	1- 0	3- 0				
0- 0	0- 0	0- 0	NEUTRAL	0- 0	0- 0	0- 0				
9- 2	0- 2	1- 0	NON-CONFERENCE	4- 0	0- 0	4- 0				
5- 0	0- 0	0- 0	HOME	1- 0	0- 0	4- 0				
4- 2	0- 2	1- 0	AWAY	3- 0	0- 0	0- 0				
0- 0	0- 0	0- 0	NEUTRAL	0- 0	0- 0	0- 0				
14- 2	2- 0	2- 0	CONFERENCE	4- 2	1- 0	5- 0				
7- 0	1- 0	1- 0	HOME	3- 0	0- 0	2- 0				
7- 2	1- 0	1- 0	AWAY	1- 2	1- 0	3- 0				
0- 0	0- 0	0- 0	NEUTRAL	0- 0	0- 0	0- 0				

RPI 1-25				Team's RPI: 9		RPI 26-50				RPI 51-100				RPI 101+					
RPI	S	Opponent	Score		RPI	S	Opponent	Score		RPI	S	Opponent	Score		RPI	S	Opponent	Score	
10	A	Gonzaga	52	64	29	A	South Dakota	74	66	61	A	Illinois St.	66	78	148	A	Valparaiso	81	68
17	A	Oregon St.	69	80	41	A	Bradley	69	66	61	H	Illinois St.	87	74	157	A	Loyola Chicago	74	72
25	A	Drake	89	83	41	H	Bradley	90	56	66	H	A&M-Corpus Christi	79	51	166	H	Missouri	79	72
25	H	Drake	69	67						76	A	UNI	66	55	170	H	Wichita St.	68	55
										76	H	UNI	80	66	193	H	Santa Clara	71	64
										80	A	Oklahoma	96	90	209	H	UMKC	83	58
										86	A	Boise St.	72	69	273	A	Indiana St.	76	55
										87	A	Minnesota	77	69	273	H	Indiana St.	82	58
										100	A	Southern Ill.	68	70	332	A	Evansville	81	55
										100	H	Southern Ill.	88	57	332	H	Evansville	76	62
LAST 10 Division I																			
					41	A	Bradley	69	66	25	A	Drake	89	83					
					61	A	Illinois St.	66	78	76	A	UNI	66	55					
					273	H	Indiana St.	82	58	61	H	Illinois St.	87	74					
					332	H	Evansville	76	62	41	H	Bradley	90	56					
					100	H	Southern Ill.	88	57	332	A	Evansville	81	55					

Non-Div I Games: William Jewell 111 39

Missouri St.



Average RPI Win: <b>273</b>	WON-LOST	WINNING	LAST 10	STRENGTH OF	OPP. STRENGTH	TEAM	ADJ.	CONF.	ADJ CONF.
Average RPI Loss: <b>183</b>	RECORD	PCT. RANK	GAMES	SCHEDULE	OF SCHEDULE	RPI	RPI	RPI	RPI
DIV. I ONLY	8- 19	293	3-7	259	261	298	298	24	24
DIV. I NON-CONF.	3- 6	235	0	124	183	185	185	25	25
TOTALS	RPI 1-25	RPI 26-50	W-L RECORDS	RPI 51-100	RPI 101-150	RPI 150+			
8- 19	0- 1	0- 2	OVERALL	0- 3	0- 1	8- 12			
4- 7	0- 0	0- 0	HOME	0- 1	0- 0	4- 6			
3- 12	0- 1	0- 2	AWAY	0- 2	0- 1	3- 6			
1- 0	0- 0	0- 0	NEUTRAL	0- 0	0- 0	1- 0			
3- 6	0- 1	0- 2	NON-CONFERENCE	0- 0	0- 1	3- 2			
1- 1	0- 0	0- 0	HOME	0- 0	0- 0	1- 1			
1- 5	0- 1	0- 2	AWAY	0- 0	0- 1	1- 1			
1- 0	0- 0	0- 0	NEUTRAL	0- 0	0- 0	1- 0			
5- 13	0- 0	0- 0	CONFERENCE	0- 3	0- 0	5- 10			
3- 6	0- 0	0- 0	HOME	0- 1	0- 0	3- 5			
2- 7	0- 0	0- 0	AWAY	0- 2	0- 0	2- 5			
0- 0	0- 0	0- 0	NEUTRAL	0- 0	0- 0	0- 0			

RPI S	Opponent	Score	RPI S	Opponent	Score	RPI S	Opponent	Score	RPI S	Opponent	Score	Team's RPI: 298
11	A Princeton	40 52	27	A Arizona	34 86	55	A Marist	66 76	111	A San Diego	49 57	
			50	A Bucknell	37 71	55	H Marist	53 74	164	H Lafayette	52 44	
						92	A Rider	25 48	186	H Providence	52 68	
									188	H Manhattan	62 60	
									190	A Quinnipiac	53 60	
									190	H Quinnipiac	45 52	
									233	A Fairfield	38 49	
									233	H Fairfield	39 40	
									253	A Iona	56 50	
									253	H Iona	33 36	
									268	A Loyola Maryland	48 64	
									281	A Siena	39 51	
									281	H Siena	49 43	
									282	A Niagara	61 62	
									282	H Niagara	70 73	
									314	A Albany (NY)	53 41	
									323	A Saint Peter's	81 67	
									323	H Saint Peter's	59 57	
									337	A Canisius	53 54	
									337	H Canisius	62 71	
									339	N Purdue Fort Wayne	60 46	
LAST 10 Division I												
281	H Siena	49 43	323	H Saint Peter's	59 57							
337	A Canisius	53 54	190	H Quinnipiac	45 52							
282	A Niagara	61 62	92	A Rider	25 48							
233	H Fairfield	39 40	55	H Marist	53 74							
253	A Iona	56 50	281	A Siena	39 51							

Non-Div I Games:

Monmouth

Montana

Through Games Of March 4, 2020

Average RPI Win: <b>247</b>	WON-LOST	WINNING	LAST 10	STRENGTH OF	OPP. STRENGTH	TEAM	ADJ.	CONF.	ADJ CONF.
Average RPI Loss: <b>121</b>	RECORD	PCT. RANK	GAMES	SCHEDULE	OF SCHEDULE	RPI	RPI	RPI	RPI
DIV. I ONLY	15- 11	131	7-3	179	239	152	152	18	18
DIV. I NON-CONF.	3- 4	201	0	18	297	106	106	17	17
TOTALS	RPI 1-25	RPI 26-50	W-L RECORDS	RPI 51-100	RPI 101-150	RPI 150+			
15- 11	0- 0	0- 2	OVERALL	0- 3	1- 1	14- 5			
8- 5	0- 0	0- 1	HOME	0- 2	1- 0	7- 2			
7- 5	0- 0	0- 1	AWAY	0- 1	0- 1	7- 2			
0- 1	0- 0	0- 0	NEUTRAL	0- 0	0- 0	0- 1			
3- 4	0- 0	0- 2	NON-CONFERENCE	0- 1	0- 0	3- 1			
1- 2	0- 0	0- 1	HOME	0- 1	0- 0	1- 0			
2- 1	0- 0	0- 1	AWAY	0- 0	0- 0	2- 0			
0- 1	0- 0	0- 0	NEUTRAL	0- 0	0- 0	0- 1			
12- 7	0- 0	0- 0	CONFERENCE	0- 2	1- 1	11- 4			
7- 3	0- 0	0- 0	HOME	0- 1	1- 0	6- 2			
5- 4	0- 0	0- 0	AWAY	0- 1	0- 1	5- 2			
0- 0	0- 0	0- 0	NEUTRAL	0- 0	0- 0	0- 0			

RPI 1-25				RPI 26-50				RPI 51-100				RPI 101+				Team's RPI: 152	
RPI	S	Opponent	Score	RPI	S	Opponent	Score	RPI	S	Opponent	Score	RPI	S	Opponent	Score		
				27	H	Arizona	42 77	65	H	Fresno St.	63 76	120	A	Idaho	51 52		
				29	A	South Dakota	64 96	67	A	Montana St.	78 92	120	H	Idaho	69 60		
								67	H	Montana St.	61 66	167	A	Idaho St.	59 72		
												167	H	Idaho St.	53 67		
												175	A	Northern Ariz.	79 71		
												175	H	Northern Ariz.	70 57		
												185	H	Southern Utah	81 74		
												193	N	Santa Clara	58 68		
												201	A	Portland St.	65 78		
												201	H	Portland St.	62 55		
												222	A	Cal St. Fullerton	71 69		
												226	A	Northern Colo.	70 55		
												226	H	Northern Colo.	58 67		
												239	H	Grand Canyon	72 67		
												293	A	Utah Valley	63 52		
												304	A	Sacramento St.	64 60		
												304	H	Sacramento St.	90 45		
												309	A	Eastern Wash.	77 56		
												309	H	Eastern Wash.	92 54		
												322	A	Weber St.	78 46		
												322	H	Weber St.	85 57		
LAST 10 Division I																	
				226	A	Northern Colo.	70 55	322	A	Weber St.	78 46						
				304	H	Sacramento St.	90 45	120	H	Idaho	69 60						
				175	H	Northern Ariz.	70 57	309	A	Eastern Wash.	77 56						
				67	A	Montana St.	78 92	67	H	Montana St.	61 66						
				167	A	Idaho St.	59 72	201	H	Portland St.	62 55						

Non-Div I Games: Mont. St.-Northern 98 45 Mont. St. Billings 70 53

Montana

Loss, Non-Conf, S Site, H Home A Away N Neutral

Average RPI Win:	222	WON-LOST	WINNING	LAST 10	STRENGTH OF	OPP. STRENGTH	TEAM	ADJ.	CONF.	ADJ CONF.
Average RPI Loss:	79	RECORD	PCT. RANK	GAMES	SCHEDULE	OF SCHEDULE	RPI	RPI	RPI	RPI
DIV. I ONLY	20- 6	31	10-0	159	189	67	67	18	18	
DIV. I NON-CONF.	2- 5	259	0	24	57	139	139	17	17	
TOTALS	RPI 1-25	RPI 26-50	W-L RECORDS	RPI 51-100	RPI 101-150	RPI 150+				
20- 6	0- 2	0- 0	OVERALL	0- 2	1- 1	19- 1				
10- 2	0- 1	0- 0	HOME	0- 0	0- 1	10- 0				
10- 2	0- 0	0- 0	AWAY	0- 2	1- 0	9- 0				
0- 2	0- 1	0- 0	NEUTRAL	0- 0	0- 0	0- 1				
2- 5	0- 2	0- 0	NON-CONFERENCE	0- 2	0- 0	2- 1				
1- 1	0- 1	0- 0	HOME	0- 0	0- 0	1- 0				
1- 2	0- 0	0- 0	AWAY	0- 2	0- 0	1- 0				
0- 2	0- 1	0- 0	NEUTRAL	0- 0	0- 0	0- 1				
18- 1	0- 0	0- 0	CONFERENCE	0- 0	1- 1	17- 0				
9- 1	0- 0	0- 0	HOME	0- 0	0- 1	9- 0				
9- 0	0- 0	0- 0	AWAY	0- 0	1- 0	8- 0				
0- 0	0- 0	0- 0	NEUTRAL	0- 0	0- 0	0- 0				

RPI 1-25				RPI 26-50				RPI 51-100 Team's RPI: 67				RPI 101+			
RPI	S	Opponent	Score	RPI	S	Opponent	Score	RPI	S	Opponent	Score	RPI	S	Opponent	Score
10	H	Gonzaga	55 70					73	A	South Dakota St.	50 60	120	A	Idaho	62 56
16	N	Texas A&M	67 78					87	A	Minnesota	60 71	120	H	Idaho	68 69
												152	A	Montana	66 61
												152	H	Montana	92 78
												163	H	UC Davis	77 65
												167	A	Idaho St.	74 55
												167	H	Idaho St.	67 59
												170	N	Wichita St.	64 66
												175	A	Northern Ariz.	72 64
												175	H	Northern Ariz.	73 71
												185	A	Southern Utah	81 65
												185	H	Southern Utah	91 65
												201	A	Portland St.	73 62
												201	H	Portland St.	98 67
												226	H	Northern Colo.	91 58
												304	A	Sacramento St.	85 48
												304	H	Sacramento St.	113 69
												308	A	Seattle U	73 65
												309	A	Eastern Wash.	89 85
												309	H	Eastern Wash.	79 47
												322	A	Weber St.	102 67
												322	H	Weber St.	81 52
LAST 10 Division I															
185	A	Southern Utah	81 65	322	A	Weber St.	102 67								
175	H	Northern Ariz.	73 71	167	A	Idaho St.	74 55								
304	H	Sacramento St.	113 69	309	H	Eastern Wash.	79 47								
152	H	Montana	92 78	120	A	Idaho	62 56								
201	H	Portland St.	98 67	152	A	Montana	66 61								

Non-Div I Games: Carroll (MT) 67 33 Mont. St.-Northern 93 34

Montana St.

Loss, Non-Conf, S Site, H Home A Away N Neutral

Average RPI Win: <b>283</b>	WON-LOST	WINNING	LAST 10	STRENGTH OF	OPP. STRENGTH	TEAM	ADJ.	CONF.	ADJ CONF.
Average RPI Loss: <b>151</b>	RECORD	PCT. RANK	GAMES	SCHEDULE	OF SCHEDULE	RPI	RPI	RPI	RPI
DIV. I ONLY	8- 20	296	2-8	182	251	280	280	20	20
DIV. I NON-CONF.	2- 8	295	0	54	162	247	247	23	23
TOTALS	RPI 1-25	RPI 26-50	W-L RECORDS	RPI 51-100	RPI 101-150	RPI 150+			
8- 20	0- 1	0- 3	OVERALL	0- 3	0- 2	8- 11			
5- 8	0- 0	0- 1	HOME	0- 1	0- 1	5- 5			
3- 12	0- 1	0- 2	AWAY	0- 2	0- 1	3- 6			
0- 0	0- 0	0- 0	NEUTRAL	0- 0	0- 0	0- 0			
2- 8	0- 1	0- 2	NON-CONFERENCE	0- 1	0- 1	2- 3			
2- 2	0- 0	0- 0	HOME	0- 0	0- 0	2- 2			
0- 6	0- 1	0- 2	AWAY	0- 1	0- 1	0- 1			
0- 0	0- 0	0- 0	NEUTRAL	0- 0	0- 0	0- 0			
6- 12	0- 0	0- 1	CONFERENCE	0- 2	0- 1	6- 8			
3- 6	0- 0	0- 1	HOME	0- 1	0- 1	3- 3			
3- 6	0- 0	0- 0	AWAY	0- 1	0- 0	3- 5			
0- 0	0- 0	0- 0	NEUTRAL	0- 0	0- 0	0- 0			

RPI 1-25				RPI 26-50				RPI 51-100				RPI 101+ Team's RPI: 280			
RPI	S	Opponent	Score	RPI	S	Opponent	Score	RPI	S	Opponent	Score	RPI	S	Opponent	Score
4	A	Baylor	47 <b>94</b>	26	A	Kentucky	54 <b>79</b>	52	A	Belmont	62 <b>71</b>	109	H	Southeast Mo. St.	61 <b>67</b>
				47	H	UT Martin	64 <b>82</b>	52	H	Belmont	56 <b>63</b>	148	A	Valparaiso	53 <b>55</b>
				49	A	Dayton	41 <b>58</b>	94	A	Michigan St.	48 <b>93</b>	154	H	N.C. A&T	56 <b>74</b>
												171	A	Austin Peay	65 <b>70</b>
												179	H	Radford	73 <b>62</b>
												208	A	Eastern Ill.	62 <b>67</b>
												208	H	Eastern Ill.	51 <b>57</b>
												210	A	Tennessee Tech	75 <b>82</b>
												210	H	Tennessee Tech	55 <b>75</b>
												225	H	Stetson	55 <b>58</b>
												235	A	Jacksonville St.	69 <b>55</b>
												235	H	Jacksonville St.	67 <b>48</b>
												236	A	Murray St.	75 <b>83</b>
												238	A	Bowling Green	65 <b>79</b>
												274	H	Saint Francis (PA)	65 <b>54</b>
												287	A	Eastern Ky.	58 <b>64</b>
												287	H	Eastern Ky.	47 <b>68</b>
												334	A	Tennessee St.	84 <b>47</b>
												334	H	Tennessee St.	69 <b>60</b>
												338	A	SIUE	63 <b>55</b>
												338	H	SIUE	75 <b>69</b>
LAST 10 Division I															
				287	A	Eastern Ky.	58 <b>64</b>					287	H	Eastern Ky.	47 <b>68</b>
				171	A	Austin Peay	65 <b>70</b>					208	A	Eastern Ill.	62 <b>67</b>
				334	H	Tennessee St.	69 <b>60</b>					338	A	SIUE	63 <b>55</b>
				52	H	Belmont	56 <b>63</b>					47	H	UT Martin	64 <b>82</b>
				236	A	Murray St.	75 <b>83</b>					109	H	Southeast Mo. St.	61 <b>67</b>

Non-Div I Games: Asbury 107 55 Midway 107 55

Morehead St.

Loss, Non-Conf, S Site, H Home A Away N Neutral

Average RPI Win:	291	WON-LOST	WINNING	LAST 10	STRENGTH OF	OPP. STRENGTH	TEAM	ADJ.	CONF.	ADJ CONF.
Average RPI Loss:	193	RECORD	PCT. RANK	GAMES	SCHEDULE	OF SCHEDULE	RPI	RPI	RPI	RPI
DIV. I ONLY	13- 13	170	8-2	346	296	245	245	29	29	
DIV. I NON-CONF.	2- 9	304	0	262	204	304	304	29	29	
TOTALS	RPI 1-25	RPI 26-50	W-L RECORDS	RPI 51-100	RPI 101-150	RPI 150+				
13- 13	0- 0	0- 2	OVERALL	0- 2	0- 1	13- 8				
7- 1	0- 0	0- 0	HOME	0- 0	0- 0	7- 1				
6- 10	0- 0	0- 2	AWAY	0- 1	0- 1	6- 6				
0- 2	0- 0	0- 0	NEUTRAL	0- 1	0- 0	0- 1				
2- 9	0- 0	0- 2	NON-CONFERENCE	0- 2	0- 0	2- 5				
1- 0	0- 0	0- 0	HOME	0- 0	0- 0	1- 0				
1- 7	0- 0	0- 2	AWAY	0- 1	0- 0	1- 4				
0- 2	0- 0	0- 0	NEUTRAL	0- 1	0- 0	0- 1				
11- 4	0- 0	0- 0	CONFERENCE	0- 0	0- 1	11- 3				
6- 1	0- 0	0- 0	HOME	0- 0	0- 0	6- 1				
5- 3	0- 0	0- 0	AWAY	0- 0	0- 1	5- 2				
0- 0	0- 0	0- 0	NEUTRAL	0- 0	0- 0	0- 0				

RPI S	Opponent	Score	RPI S	Opponent	Score	RPI S	Opponent	Score	RPI S	Opponent	Score	Team's RPI: 245
28	A Marquette	48 70	85	N Stony Brook	56 63	104	A Bethune-Cookman	65 74				
39	A Michigan	48 80	88	A Nebraska	55 78	154	H N.C. A&T	42 38				
						155	A Norfolk St.	57 64				
						159	N Akron	45 52				
						243	A Marshall	57 52				
						252	H Texas St.	72 62				
						264	A Howard	68 52				
						264	H Howard	74 67				
						277	A Delaware St.	61 69				
						277	H Delaware St.	61 41				
						295	A UMBC	63 65				
						306	H N.C. Central	86 79				
						315	A UMES	55 44				
						315	H UMES	61 71				
						317	A Omaha	64 70				
						323	A Saint Peter's	77 78				
						325	A Hofstra	39 51				
						333	A Coppin St.	47 42				
						333	H Coppin St.	68 42				
						341	A Florida A&M	59 47				
						350	A South Carolina St.	60 47				
						350	H South Carolina St.	77 47				
LAST 10 Division I												
333	H Coppin St.	68 42	315	H UMES	61 71							
277	H Delaware St.	61 41	264	A Howard	68 52							
350	A South Carolina St.	60 47	315	A UMES	55 44							
155	A Norfolk St.	57 64	333	A Coppin St.	47 42							
306	H N.C. Central	86 79	154	H N.C. A&T	42 38							

Non-Div I Games: Washington Adventist 84 52 Notre Dame (MD) 113 34

Morgan St.

Loss, Non-Conf, S Site, H Home A Away N Neutral

## Mt. St. Mary's

Through Games Of March 4, 2020

Average RPI Win:	272	WON-LOST	WINNING	LAST 10	STRENGTH OF	OPP. STRENGTH	TEAM	ADJ.	CONF.	ADJ CONF.
Average RPI Loss:	144	RECORD	PCT. RANK	GAMES	SCHEDULE	OF SCHEDULE	RPI	RPI	RPI	RPI
DIV. I ONLY	18- 10	87	9-1	231	294	141	141	30	30	
DIV. I NON-CONF.	4- 7	225	0	107	100	173	173	30	30	
TOTALS	RPI 1-25	RPI 26-50	W-L RECORDS	RPI 51-100	RPI 101-150	RPI 150+				
18- 10	0- 2	0- 1	OVERALL	0- 0	2- 3	16- 4				
8- 3	0- 0	0- 0	HOME	0- 0	0- 2	8- 1				
9- 6	0- 2	0- 1	AWAY	0- 0	1- 0	8- 3				
1- 1	0- 0	0- 0	NEUTRAL	0- 0	1- 1	0- 0				
4- 7	0- 2	0- 1	NON-CONFERENCE	0- 0	1- 2	3- 2				
2- 1	0- 0	0- 0	HOME	0- 0	0- 1	2- 0				
1- 5	0- 2	0- 1	AWAY	0- 0	0- 0	1- 2				
1- 1	0- 0	0- 0	NEUTRAL	0- 0	1- 1	0- 0				
14- 3	0- 0	0- 0	CONFERENCE	0- 0	1- 1	13- 2				
6- 2	0- 0	0- 0	HOME	0- 0	0- 1	6- 1				
8- 1	0- 0	0- 0	AWAY	0- 0	1- 0	7- 1				
0- 0	0- 0	0- 0	NEUTRAL	0- 0	0- 0	0- 0				

RPI 1-25				RPI 26-50				RPI 51-100				RPI 101+ Team's RPI: 141			
RPI	S	Opponent	Score	RPI	S	Opponent	Score	RPI	S	Opponent	Score	RPI	S	Opponent	Score
15	A	Indiana	52 75	26	A	Kentucky	44 67					115	A	Robert Morris	62 59
23	A	Old Dominion	34 85									115	H	Robert Morris	52 57
												119	N	Richmond	75 67
												124	H	Lehigh	65 66
												133	N	Hampton	60 68
												179	A	Radford	75 58
												182	A	Merrimack	55 76
												182	H	Merrimack	62 53
												184	A	Towson	57 73
												268	H	Loyola Maryland	81 75
												274	A	Saint Francis (PA)	66 55
												274	H	Saint Francis (PA)	68 44
												295	H	UMBC	71 61
												300	A	Wagner	67 52
												300	H	Wagner	78 63
												301	A	Sacred Heart	67 58
												315	A	UMES	76 78
												316	A	St. Francis Brooklyn	67 62
												316	H	St. Francis Brooklyn	69 60
												318	A	Fairleigh Dickinson	69 61
												326	A	Bryant	76 70
												326	H	Bryant	67 72
												335	A	LIU Brooklyn	77 57
												335	H	LIU Brooklyn	75 57
												346	H	Central Conn. St.	72 64
LAST 10 Division I															
				115	H	Robert Morris	52 57					274	H	Saint Francis (PA)	68 44
				274	A	Saint Francis (PA)	66 55					335	A	LIU Brooklyn	77 57
				182	H	Merrimack	62 53					316	A	St. Francis Brooklyn	67 62
				115	A	Robert Morris	62 59					301	A	Sacred Heart	67 58
				300	A	Wagner	67 52					318	A	Fairleigh Dickinson	69 61

Non-Div I Games: Frostburg St. 94 40

Mt. St. Mary's

Loss, Non-Conf, S Site, H Home A Away N Neutral

Average RPI Win:	280	WON-LOST	WINNING	LAST 10	STRENGTH OF	OPP. STRENGTH	TEAM	ADJ.	CONF.	ADJ CONF.
Average RPI Loss:	123	RECORD	PCT. RANK	GAMES	SCHEDULE	OF SCHEDULE	RPI	RPI	RPI	RPI
DIV. I ONLY	12- 16	215	4-6	254	207	236	236	20	20	
DIV. I NON-CONF.	5- 4	140	0	314	112	187	187	23	23	
TOTALS	RPI 1-25	RPI 26-50	W-L RECORDS	RPI 51-100	RPI 101-150	RPI 150+				
12- 16	0- 2	0- 3	OVERALL	0- 3	1- 1	11- 7				
8- 4	0- 0	0- 1	HOME	0- 1	1- 0	7- 2				
4- 11	0- 2	0- 1	AWAY	0- 2	0- 1	4- 5				
0- 1	0- 0	0- 1	NEUTRAL	0- 0	0- 0	0- 0				
5- 4	0- 2	0- 0	NON-CONFERENCE	0- 1	0- 0	5- 1				
2- 1	0- 0	0- 0	HOME	0- 0	0- 0	2- 1				
3- 3	0- 2	0- 0	AWAY	0- 1	0- 0	3- 0				
0- 0	0- 0	0- 0	NEUTRAL	0- 0	0- 0	0- 0				
7- 12	0- 0	0- 3	CONFERENCE	0- 2	1- 1	6- 6				
6- 3	0- 0	0- 1	HOME	0- 1	1- 0	5- 1				
1- 8	0- 0	0- 1	AWAY	0- 1	0- 1	1- 5				
0- 1	0- 0	0- 1	NEUTRAL	0- 0	0- 0	0- 0				

RPI	S	Opponent	Score	RPI	S	Opponent	Score	RPI	S	Opponent	Score	RPI	S	Opponent	Score	Team's RPI: 236
5	A	Louisville	40 76	47	A	UT Martin	56 98	52	A	Belmont	53 70	109	A	Southeast Mo. St.	73 88	
14	A	Mississippi St.	43 124	47	H	UT Martin	64 89	52	H	Belmont	56 86	109	H	Southeast Mo. St.	70 62	
				47	N	UT Martin	33 88	100	A	Southern Ill.	66 76	169	H	Samford	56 84	
												171	A	Austin Peay	61 69	
												171	H	Austin Peay	60 88	
												208	A	Eastern Ill.	46 66	
												208	H	Eastern Ill.	92 87	
												210	A	Tennessee Tech	72 77	
												235	A	Jacksonville St.	51 68	
												255	H	Arkansas St.	77 62	
												256	A	Lipscomb	67 57	
												273	H	Indiana St.	70 62	
												280	H	Morehead St.	83 75	
												287	H	Eastern Ky.	66 65	
												332	A	Evansville	61 59	
												334	A	Tennessee St.	81 96	
												334	H	Tennessee St.	100 62	
												338	A	SIUE	70 61	
												338	H	SIUE	74 60	
												351	A	Mississippi Val.	72 66	
LAST 10 Division I																
				47	N	UT Martin	33 88	280	H	Morehead St.	83 75					
				171	H	Austin Peay	60 88	171	A	Austin Peay	61 69					
				287	H	Eastern Ky.	66 65	334	A	Tennessee St.	81 96					
				338	A	SIUE	70 61	52	A	Belmont	53 70					
				208	A	Eastern Ill.	46 66	338	H	SIUE	74 60					

Non-Div I Games: Cumberland (TN) 93 60 Christian Bros. 95 59

Murray St.

Loss, Non-Conf, S Site, H Home A Away N Neutral

Average RPI Win:	270	WON-LOST	WINNING	LAST 10	STRENGTH OF	OPP. STRENGTH	TEAM	ADJ.	CONF.	ADJ CONF.
Average RPI Loss:	140	RECORD	PCT. RANK	GAMES	SCHEDULE	OF SCHEDULE	RPI	RPI	RPI	RPI
DIV. I ONLY	17- 8	67	7-3	329	267	154	154	29	29	
DIV. I NON-CONF.	6- 4	123	0	181	65	93	93	29	29	
TOTALS	RPI 1-25	RPI 26-50	W-L RECORDS	RPI 51-100	RPI 101-150	RPI 150+				
17- 8	0- 1	0- 0	OVERALL	1- 1	1- 3	15- 3				
8- 2	0- 0	0- 0	HOME	0- 0	1- 1	7- 1				
8- 5	0- 1	0- 0	AWAY	1- 1	0- 1	7- 2				
1- 1	0- 0	0- 0	NEUTRAL	0- 0	0- 1	1- 0				
6- 4	0- 1	0- 0	NON-CONFERENCE	1- 1	1- 1	4- 1				
2- 0	0- 0	0- 0	HOME	0- 0	1- 0	1- 0				
3- 3	0- 1	0- 0	AWAY	1- 1	0- 0	2- 1				
1- 1	0- 0	0- 0	NEUTRAL	0- 0	0- 1	1- 0				
11- 4	0- 0	0- 0	CONFERENCE	0- 0	0- 2	11- 2				
6- 2	0- 0	0- 0	HOME	0- 0	0- 1	6- 1				
5- 2	0- 0	0- 0	AWAY	0- 0	0- 1	5- 1				
0- 0	0- 0	0- 0	NEUTRAL	0- 0	0- 0	0- 0				

RPI 1-25				RPI 26-50				RPI 51-100				RPI 101+ Team's RPI: 154			
RPI	S	Opponent	Score	RPI	S	Opponent	Score	RPI	S	Opponent	Score	RPI	S	Opponent	Score
21	A	NC State	44 80					71	A	Georgia	54 72	104	A	Bethune-Cookman	50 70
								98	A	VCU	69 58	104	H	Bethune-Cookman	58 69
												110	N	Miami (FL)	67 68
												138	H	UNC Greensboro	57 48
												155	H	Norfolk St.	53 39
												159	A	Akron	52 64
												218	A	Clemson	82 74
												245	A	Morgan St.	38 42
												255	N	Arkansas St.	55 50
												264	H	Howard	60 55
												277	A	Delaware St.	69 45
												277	H	Delaware St.	58 53
												280	A	Morehead St.	74 56
												288	H	ETSU	80 69
												306	H	N.C. Central	80 86
												315	A	UMES	67 31
												315	H	UMES	72 57
												333	A	Coppin St.	84 38
												341	A	Florida A&M	66 49
												341	H	Florida A&M	71 44
												350	A	South Carolina St.	63 47
												350	H	South Carolina St.	66 55
LAST 10 Division I															
350	A	South Carolina St.	63 47	104	A	Bethune-Cookman	50 70								
315	H	UMES	72 57	350	H	South Carolina St.	66 55								
264	H	Howard	60 55	155	H	Norfolk St.	53 39								
306	H	N.C. Central	80 86	277	H	Delaware St.	58 53								
341	A	Florida A&M	66 49	104	H	Bethune-Cookman	58 69								

Non-Div I Games: Saint Augustine's 75 44 Johnson &amp; Wales (NC121 61

N.C. A&amp;T

Loss, Non-Conf, S Site, H Home A Away N Neutral



WON-LOST				STRENGTH OF		OPP. STRENGTH		TEAM		CONF.		ADJ CONF.	
Average RPI Win:	291	WON-LOST	WINNING	LAST 10	SCHEDULE	OF SCHEDULE	RPI	ADJ. RPI	RPI	RPI	RPI	RPI	RPI
Average RPI Loss:	202	RECORD	PCT. RANK	GAMES									
DIV. I ONLY	10- 16	245	6-4	342	305	306	306	29	29				
DIV. I NON-CONF.	2- 9	304	0	270	220	318	318	29	29				
TOTALS	RPI 1-25		RPI 26-50	W-L RECORDS		RPI 51-100	RPI 101-150		RPI 150+				
10- 16	0- 1		0- 0	OVERALL		0- 0	1- 4		9- 11				
5- 6	0- 0		0- 0	HOME		0- 0	1- 1		4- 5				
5- 9	0- 1		0- 0	AWAY		0- 0	0- 3		5- 5				
0- 1	0- 0		0- 0	NEUTRAL		0- 0	0- 0		0- 1				
2- 9	0- 1		0- 0	NON-CONFERENCE		0- 0	1- 2		1- 6				
1- 3	0- 0		0- 0	HOME		0- 0	1- 0		0- 3				
1- 5	0- 1		0- 0	AWAY		0- 0	0- 2		1- 2				
0- 1	0- 0		0- 0	NEUTRAL		0- 0	0- 0		0- 1				
8- 7	0- 0		0- 0	CONFERENCE		0- 0	0- 2		8- 5				
4- 3	0- 0		0- 0	HOME		0- 0	0- 1		4- 2				
4- 4	0- 0		0- 0	AWAY		0- 0	0- 1		4- 3				
0- 0	0- 0		0- 0	NEUTRAL		0- 0	0- 0		0- 0				

[illegible]

Non-Div I Games:	Lincoln (PA)	53	68	Washington Adventis	83	48
------------------	--------------	----	----	---------------------	----	----

N.C. Central

Loss, Non-Conf, S Site, H Home A Away N Neutral

Average RPI Win:	133	WON-LOST	WINNING	LAST 10	STRENGTH OF	OPP. STRENGTH	TEAM	ADJ.	CONF.	ADJ CONF.
Average RPI Loss:	62	RECORD	PCT. RANK	GAMES	SCHEDULE	OF SCHEDULE	RPI	RPI	RPI	RPI
DIV. I ONLY	25- 4	13	7-3	78	37	21	21	5	5	
DIV. I NON-CONF.	11- 0	1	0	163	91	15	15	4	4	
TOTALS	RPI 1-25	RPI 26-50	W-L RECORDS	RPI 51-100	RPI 101-150	RPI 150+				
25- 4	2- 2	4- 0	OVERALL	3- 1	5- 1	11- 0				
13- 3	1- 2	2- 0	HOME	1- 1	3- 0	6- 0				
10- 1	1- 0	1- 0	AWAY	2- 0	2- 1	4- 0				
2- 0	0- 0	1- 0	NEUTRAL	0- 0	0- 0	1- 0				
11- 0	1- 0	1- 0	NON-CONFERENCE	0- 0	0- 0	9- 0				
7- 0	1- 0	0- 0	HOME	0- 0	0- 0	6- 0				
2- 0	0- 0	0- 0	AWAY	0- 0	0- 0	2- 0				
2- 0	0- 0	1- 0	NEUTRAL	0- 0	0- 0	1- 0				
14- 4	1- 2	3- 0	CONFERENCE	3- 1	5- 1	2- 0				
6- 3	0- 2	2- 0	HOME	1- 1	3- 0	0- 0				
8- 1	1- 0	1- 0	AWAY	2- 0	2- 1	2- 0				
0- 0	0- 0	0- 0	NEUTRAL	0- 0	0- 0	0- 0				

RPI 1-25				Team's RPI: 21		RPI 26-50				RPI 51-100				RPI 101+						
RPI	S	Opponent	Score		RPI	S	Opponent	Score		RPI	S	Opponent	Score		RPI	S	Opponent	Score		
3	H	Maryland	66	59	33	A	Virginia Tech	71	59	58	A	Virginia	75	64	101	H	Syracuse	69	60	
5	H	Louisville	59	66	33	H	Virginia Tech	76	69	58	H	Virginia	80	60	110	A	Miami (FL)	50	48	
24	A	Duke	63	60	38	H	Florida St.	68	51	63	A	Boston College	72	54	113	A	Notre Dame	90	56	
24	H	Duke	65	70	46	N	Texas	84	73	72	H	Georgia Tech	61	65	116	H	Wake Forest	59	45	
																146	A	North Carolina	60	66
																146	H	North Carolina	76	68
																154	H	N.C. A&T	80	44
																168	H	Maine	62	34
																177	H	Elon	62	49
																192	H	Chattanooga	74	38
																196	A	Saint Mary's (CA)	87	70
																218	A	Clemson	79	60
																223	A	Hawaii	68	59
																250	N	North Texas	76	65
																260	H	Lamar University	81	40
																269	H	UNCW	80	40
																286	A	Pittsburgh	88	44
LAST 10 Division I																				
58	A	Virginia	75	64	5	H	Louisville	59	66	33	A	Virginia Tech	71	59	24	A	Duke	63	60	
101	H	Syracuse	69	60	24	H	Duke	65	70	218	A	Clemson	79	60	146	H	North Carolina	76	68	
24	A	Miami (FL)	50	48	72	H	Georgia Tech	61	65											

Non-Div I Games:

NC State

■ Loss, 
■ Non-Conf, 
■ S Site, 
■ H Home 
■ A Away 
N Neutral

0- 0			0- 0			0- 0			NEUTRAL			0- 0			0- 0			0- 0					
RPI 1-25						RPI 26-50						RPI 51-100						RPI 101+ Team's RPI: 329					
RPI	S	Opponent	Score	RPI	S	Opponent	Score	RPI	S	Opponent	Score	RPI	S	Opponent	Score	RPI	S	Opponent	Score				
35	A	FGCU	39 82	35	H	FGCU	39 68	68	H	Penn	51 85	106	A	Columbia	43 99								
								81	A	Colorado	57 80	108	H	Colgate	52 79								
								99	A	Liberty	48 66	139	A	North Florida	48 71								
								99	H	Liberty	53 67	139	H	North Florida	60 56								
												144	A	North Ala.	45 90								
												144	H	North Ala.	55 57								
												151	A	Jacksonville	67 88								
												151	H	Jacksonville	54 66								
												161	A	Binghamton	40 75								
												187	A	Cornell	44 68								
												224	A	Kennesaw St.	62 85								
												224	H	Kennesaw St.	64 77								
												225	A	Stetson	49 72								
												225	H	Stetson	49 68								
												256	A	Lipscomb	66 68								
												256	H	Lipscomb	57 65								
												270	A	Air Force	48 68								
												300	A	Wagner	59 61								
												307	A	Vermont	59 65								
												316	H	St. Francis Brooklyn	88 69								
												318	H	Fairleigh Dickinson	59 68								
												323	H	Saint Peter's	76 73								
												344	A	Hartford	61 52								
LAST 10 Division I																							
144	A	North Ala.	45 90	99	A	Liberty	48 66																
224	A	Kennesaw St.	62 85	139	H	North Florida	60 56																
225	H	Stetson	49 68	151	H	Jacksonville	54 66																
35	H	FGCU	39 68	144	H	North Ala.	55 57																
256	A	Lipscomb	66 68	225	A	Stetson	49 72																

NJIT

Page 195

Average RPI Win: <b>220</b>	WON-LOST	WINNING	LAST 10	STRENGTH OF	OPP. STRENGTH	TEAM	ADJ.	CONF.	ADJ CONF.
Average RPI Loss: <b>174</b>	RECORD	PCT. RANK	GAMES	SCHEDULE	OF SCHEDULE	RPI	RPI	RPI	RPI
DIV. I ONLY	<b>6- 22</b>	<b>315</b>	<b>0-10</b>	<b>239</b>	<b>175</b>	<b>319</b>	<b>319</b>	<b>16</b>	<b>16</b>
DIV. I NON-CONF.	<b>4- 6</b>	<b>212</b>	<b>0</b>	<b>326</b>	<b>233</b>	<b>294</b>	<b>294</b>	<b>15</b>	<b>15</b>
TOTALS	RPI 1-25	RPI 26-50	W-L RECORDS	RPI 51-100	RPI 101-150	RPI 150+			
6- 22	0- 0	0- 2	OVERALL	0- 0	1- 8	5- 12			
5- 8	0- 0	0- 1	HOME	0- 0	1- 3	4- 4			
1- 14	0- 0	0- 1	AWAY	0- 0	0- 5	1- 8			
0- 0	0- 0	0- 0	NEUTRAL	0- 0	0- 0	0- 0			
4- 6	0- 0	0- 0	NON-CONFERENCE	0- 0	0- 1	4- 5			
3- 1	0- 0	0- 0	HOME	0- 0	0- 0	3- 1			
1- 5	0- 0	0- 0	AWAY	0- 0	0- 1	1- 4			
0- 0	0- 0	0- 0	NEUTRAL	0- 0	0- 0	0- 0			
2- 16	0- 0	0- 2	CONFERENCE	0- 0	1- 7	1- 7			
2- 7	0- 0	0- 1	HOME	0- 0	1- 3	1- 3			
0- 9	0- 0	0- 1	AWAY	0- 0	0- 4	0- 4			
0- 0	0- 0	0- 0	NEUTRAL	0- 0	0- 0	0- 0			

RPI 1-25				RPI 26-50				RPI 51-100				RPI 101+				Team's RPI: 319
RPI	S	Opponent	Score	RPI	S	Opponent	Score	RPI	S	Opponent	Score	RPI	S	Opponent	Score	
				50	A	Bucknell	65 75					108	A	Colgate	55 80	
				50	H	Bucknell	34 61					108	H	Colgate	53 65	
												124	A	Lehigh	40 70	
												124	H	Lehigh	53 60	
												128	A	Holy Cross	43 57	
												128	H	Holy Cross	49 58	
												132	A	Boston U.	56 71	
												132	H	Boston U.	46 41	
												146	A	North Carolina	40 80	
												164	A	Lafayette	52 79	
												164	H	Lafayette	59 62	
												168	A	Maine	41 46	
												195	H	La Salle	61 46	
												199	A	American	42 57	
												199	H	American	40 48	
												218	A	Clemson	65 52	
												224	H	Kennesaw St.	82 62	
												230	A	Saint Joseph's	40 49	
												233	A	Fairfield	52 66	
												247	H	George Mason	58 67	
LAST 10 Division I																
				199	A	American	42 57	132	A	Boston U.	56 71	268	A	Loyola Maryland	54 64	
				164	H	Lafayette	59 62	50	A	Bucknell	65 75	268	H	Loyola Maryland	44 50	
				268	A	Loyola Maryland	54 64	108	H	Colgate	53 65	270	H	Air Force	67 59	
				279	A	Army West Point	52 62	268	H	Loyola Maryland	44 50	279	A	Army West Point	52 62	
				199	H	American	40 48	128	A	Holy Cross	43 57	279	H	Army West Point	57 45	
												307	A	Vermont	56 64	

Non-Div I Games: Stevenson 70 36

Navy

■ Loss, 
 ■ Non-Conf, 
 ■ S Site, 
 ■ Home 
 ■ A Away 
 N Neutral

## Nebraska

Through Games Of March 4, 2020

Average RPI Win:	170	WON-LOST	WINNING	LAST 10	STRENGTH OF	OPP. STRENGTH	TEAM	ADJ.	CONF.	ADJ CONF.
Average RPI Loss:	34	RECORD	PCT. RANK	GAMES	SCHEDULE	OF SCHEDULE	RPI	RPI	RPI	RPI
DIV. I ONLY	17- 12	128	3-7	55	28	88	88	2	2	
DIV. I NON-CONF.	10- 1	20	0	226	227	70	70	1	1	
TOTALS	RPI 1-25	RPI 26-50	W-L RECORDS	RPI 51-100	RPI 101-150	RPI 150+				
17- 12	2- 7	1- 3	OVERALL	2- 2	2- 0	10- 0				
13- 4	2- 2	1- 2	HOME	1- 0	1- 0	8- 0				
2- 8	0- 5	0- 1	AWAY	0- 2	1- 0	1- 0				
2- 0	0- 0	0- 0	NEUTRAL	1- 0	0- 0	1- 0				
10- 1	1- 0	0- 1	NON-CONFERENCE	1- 0	0- 0	8- 0				
7- 1	1- 0	0- 1	HOME	0- 0	0- 0	6- 0				
1- 0	0- 0	0- 0	AWAY	0- 0	0- 0	1- 0				
2- 0	0- 0	0- 0	NEUTRAL	1- 0	0- 0	1- 0				
7- 11	1- 7	1- 2	CONFERENCE	1- 2	2- 0	2- 0				
6- 3	1- 2	1- 1	HOME	1- 0	1- 0	2- 0				
1- 8	0- 5	0- 1	AWAY	0- 2	1- 0	0- 0				
0- 0	0- 0	0- 0	NEUTRAL	0- 0	0- 0	0- 0				

RPI S Opponent Score	RPI S Opponent Score	RPI S Opponent Score	RPI S Opponent Score
3 A Maryland 69 87	39 H Michigan 74 71	82 N Southern California 67 54	143 A Wisconsin 72 71
8 A Northwestern 56 60	42 A Rutgers 65 69	87 A Minnesota 61 67	143 H Wisconsin 65 50
12 A Iowa 60 76	44 H Purdue 68 76	87 H Minnesota 72 58	166 A Missouri 90 85
12 H Iowa 78 69	45 H Creighton 74 79	94 A Michigan St. 70 78	188 H Manhattan 71 51
15 A Indiana 53 81			200 H Illinois 80 58
15 H Indiana 53 57			214 H Oral Roberts 77 67
22 A Ohio St. 52 65			215 H Penn St. 75 58
22 H Ohio St. 74 80			242 H Alabama A&M 68 46
24 H Duke 83 79			245 H Morgan St. 78 55
			254 H Southern U. 73 39
			301 N Sacred Heart 72 49
			338 H SIUE 63 49
LAST 10 Division I			
15 A Indiana 53 81	15 H Indiana 53 57		
200 H Illinois 80 58	12 A Iowa 60 76		
22 A Ohio St. 52 65	22 H Ohio St. 74 80		
8 A Northwestern 56 60	87 A Minnesota 61 67		
215 H Penn St. 75 58	143 A Wisconsin 72 71		

Non-Div I Games:

Nebraska

■ Loss, 
 ■ Non-Conf, S Site, 
 ■ Home 
 ■ Away 
 N Neutral

## Nevada

Through Games Of March 4, 2020

Average RPI Win:	261	WON-LOST	WINNING	LAST 10	STRENGTH OF	OPP. STRENGTH	TEAM	ADJ.	CONF.	ADJ CONF.
Average RPI Loss:	157	RECORD	PCT. RANK	GAMES	SCHEDULE	OF SCHEDULE	RPI	RPI	RPI	RPI
DIV. I ONLY	14- 16	190	5-5	256	215	232	232	17	17	
DIV. I NON-CONF.	6- 4	123	0	317	263	219	219	20	20	
TOTALS	RPI 1-25	RPI 26-50	W-L RECORDS	RPI 51-100	RPI 101-150	RPI 150+				
14- 16	0- 0	0- 0	OVERALL	0- 6	1- 2	13- 8				
9- 5	0- 0	0- 0	HOME	0- 2	0- 1	9- 2				
3- 10	0- 0	0- 0	AWAY	0- 3	1- 1	2- 6				
2- 1	0- 0	0- 0	NEUTRAL	0- 1	0- 0	2- 0				
6- 4	0- 0	0- 0	NON-CONFERENCE	0- 2	0- 1	6- 1				
4- 1	0- 0	0- 0	HOME	0- 1	0- 0	4- 0				
1- 3	0- 0	0- 0	AWAY	0- 1	0- 1	1- 1				
1- 0	0- 0	0- 0	NEUTRAL	0- 0	0- 0	1- 0				
8- 12	0- 0	0- 0	CONFERENCE	0- 4	1- 1	7- 7				
5- 4	0- 0	0- 0	HOME	0- 1	0- 1	5- 2				
2- 7	0- 0	0- 0	AWAY	0- 2	1- 0	1- 5				
1- 1	0- 0	0- 0	NEUTRAL	0- 1	0- 0	1- 0				

RPI S	Opponent	Score	RPI S	Opponent	Score	RPI S	Opponent	Score	RPI S	Opponent	Score	Team's RPI: 232
						65	A Fresno St.	58 69	112	A Utah	62 68	
						65	N Fresno St.	71 75	149	A San Jose St.	80 76	
						82	A Southern California	47 50	149	H San Jose St.	70 72	
						86	A Boise St.	40 54	162	A Wyoming	59 83	
						86	H Boise St.	72 83	162	H Wyoming	79 84	
						93	H SFA	65 80	196	H Saint Mary's (CA)	78 72	
									201	A Portland St.	75 80	
									221	A UNLV	64 66	
									221	H UNLV	62 59	
									227	A New Mexico	67 87	
									227	H New Mexico	86 78	
									227	N New Mexico	74 64	
									241	A San Diego St.	68 81	
									241	H San Diego St.	70 69	
									270	A Air Force	71 67	
									270	H Air Force	61 68	
									278	H Utah St.	69 60	
									290	A Colorado St.	70 75	
									290	H Colorado St.	74 63	
									293	A Utah Valley	60 57	
									296	N UTRGV	62 57	
									304	H Sacramento St.	83 72	
									310	H Cal Poly	71 40	
									349	H Chicago St.	80 60	
LAST 10 Division I												
			65	N Fresno St.	71 75	227	H New Mexico	86 78				
			227	N New Mexico	74 64	221	H UNLV	62 59				
			241	A San Diego St.	68 81	149	A San Jose St.	80 76				
			162	H Wyoming	79 84	270	A Air Force	71 67				
			65	A Fresno St.	58 69	86	H Boise St.	72 83				

Non-Div I Games: Stanislaus St. 80 62

Nevada

■ Loss, 
 ■ Non-Conf, S Site, 
 ■ Home 
 ■ Away 
 N Neutral

## New Hampshire

Through Games Of March 4, 2020

Average RPI Win:	321	WON-LOST	WINNING	LAST 10	STRENGTH OF	OPP. STRENGTH	TEAM	ADJ.	CONF.	ADJ CONF.
Average RPI Loss:	157	RECORD	PCT. RANK	GAMES	SCHEDULE	OF SCHEDULE	RPI	RPI	RPI	RPI
DIV. I ONLY	9- 19	279	4-6	185	317	263	263	26	26	
DIV. I NON-CONF.	2- 9	304	0	136	251	273	273	28	28	
TOTALS	RPI 1-25	RPI 26-50	W-L RECORDS	RPI 51-100	RPI 101-150	RPI 150+				
9- 19	0- 2	0- 0	OVERALL	0- 2	0- 3	9- 12				
4- 8	0- 0	0- 0	HOME	0- 1	0- 1	4- 6				
5- 11	0- 2	0- 0	AWAY	0- 1	0- 2	5- 6				
0- 0	0- 0	0- 0	NEUTRAL	0- 0	0- 0	0- 0				
2- 9	0- 2	0- 0	NON-CONFERENCE	0- 0	0- 3	2- 4				
1- 3	0- 0	0- 0	HOME	0- 0	0- 1	1- 2				
1- 6	0- 2	0- 0	AWAY	0- 0	0- 2	1- 2				
0- 0	0- 0	0- 0	NEUTRAL	0- 0	0- 0	0- 0				
7- 10	0- 0	0- 0	CONFERENCE	0- 2	0- 0	7- 8				
3- 5	0- 0	0- 0	HOME	0- 1	0- 0	3- 4				
4- 5	0- 0	0- 0	AWAY	0- 1	0- 0	4- 4				
0- 0	0- 0	0- 0	NEUTRAL	0- 0	0- 0	0- 0				

RPI 1-25				RPI 26-50				RPI 51-100				RPI 101+ Team's RPI: 263			
RPI	S	Opponent	Score	RPI	S	Opponent	Score	RPI	S	Opponent	Score	RPI	S	Opponent	Score
4	A	Baylor	29 97					85	A	Stony Brook	50 52	128	A	Holy Cross	61 82
11	A	Princeton	37 77					85	H	Stony Brook	44 53	132	H	Boston U.	64 78
												145	A	Massachusetts	65 67
												161	A	Binghamton	64 66
												161	A	Binghamton	42 51
												161	H	Binghamton	53 63
												168	A	Maine	50 67
												168	H	Maine	62 71
												172	A	Dartmouth	47 66
												182	A	Merrimack	54 64
												204	H	Brown	68 76
												217	A	UMass Lowell	53 58
												217	H	UMass Lowell	53 66
												267	H	North Dakota St.	61 67
												295	A	UMBC	72 63
												295	H	UMBC	56 51
												307	A	Vermont	59 51
												307	H	Vermont	42 44
												314	A	Albany (NY)	48 47
												314	H	Albany (NY)	56 53
												326	A	Bryant	68 56
												344	A	Hartford	64 55
												344	H	Hartford	72 71
												346	H	Central Conn. St.	70 59
LAST 10 Division I															
				161	A	Binghamton	42 51					295	H	UMBC	56 51
				161	A	Binghamton	64 66					307	H	Vermont	42 44
				168	H	Maine	62 71					85	A	Stony Brook	50 52
				314	H	Albany (NY)	56 53					217	H	UMass Lowell	53 66
				344	A	Hartford	64 55					307	A	Vermont	59 51

Non-Div I Games: Wheaton (MA) 89 44

New Hampshire

■ Loss, 
 ■ Non-Conf, 
 ■ S Site, 
 ■ Home 
 ■ A Away 
 N Neutral

## New Mexico

Through Games Of March 4, 2020

Average RPI Win:	238	WON-LOST	WINNING	LAST 10	STRENGTH OF	OPP. STRENGTH	TEAM	ADJ.	CONF.	ADJ CONF.
Average RPI Loss:	156	RECORD	PCT. RANK	GAMES	SCHEDULE	OF SCHEDULE	RPI	RPI	RPI	RPI
DIV. I ONLY	14- 17	200	3-7	217	188	227	227	17	17	
DIV. I NON-CONF.	8- 4	90	0	255	156	164	164	20	20	
TOTALS	RPI 1-25	RPI 26-50	W-L RECORDS	RPI 51-100	RPI 101-150	RPI 150+				
14- 17	0- 0	0- 1	OVERALL	0- 6	0- 2	14- 8				
7- 9	0- 0	0- 0	HOME	0- 3	0- 1	7- 5				
6- 6	0- 0	0- 1	AWAY	0- 2	0- 1	6- 2				
1- 2	0- 0	0- 0	NEUTRAL	0- 1	0- 0	1- 1				
8- 4	0- 0	0- 1	NON-CONFERENCE	0- 2	0- 0	8- 1				
5- 2	0- 0	0- 0	HOME	0- 1	0- 0	5- 1				
2- 1	0- 0	0- 1	AWAY	0- 0	0- 0	2- 0				
1- 1	0- 0	0- 0	NEUTRAL	0- 1	0- 0	1- 0				
6- 13	0- 0	0- 0	CONFERENCE	0- 4	0- 2	6- 7				
2- 7	0- 0	0- 0	HOME	0- 2	0- 1	2- 4				
4- 5	0- 0	0- 0	AWAY	0- 2	0- 1	4- 2				
0- 1	0- 0	0- 0	NEUTRAL	0- 0	0- 0	0- 1				

RPI S	Opponent	Score	RPI S	Opponent	Score	RPI S	Opponent	Score	RPI S	Opponent	Score	Team's RPI: 227
30	A Arizona St.	47	84	56	N West Virginia	60	73	149	A San Jose St.	85	89	
				65	A Fresno St.	81	84	149	H San Jose St.	80	81	
				65	H Fresno St.	78	84	162	A Wyoming	74	71	
				70	H Ball St.	57	70	162	H Wyoming	66	73	
				86	A Boise St.	82	83	166	N Missouri	71	68	
				86	H Boise St.	76	95	175	H Northern Ariz.	83	76	
								186	H Providence	86	68	
								211	H Houston	81	71	
								212	A UTEP	93	78	
								221	A UNLV	80	64	
								221	H UNLV	51	68	
								232	A Nevada	78	86	
								232	H Nevada	87	67	
								232	N Nevada	64	74	
								241	A San Diego St.	74	75	
								241	H San Diego St.	58	67	
								270	A Air Force	75	53	
								270	H Air Force	66	79	
								278	A Utah St.	54	52	
								289	H LMU (CA)	72	73	
								290	H Colorado St.	73	62	
								305	H UC Riverside	80	70	
								311	A New Mexico St.	86	67	
								311	H New Mexico St.	107	53	
LAST 10 Division I												
				232	N Nevada	64	74	221	A UNLV	80	64	
				278	A Utah St.	54	52	241	H San Diego St.	58	67	
				270	H Air Force	66	79	162	A Wyoming	74	71	
				86	H Boise St.	76	95	65	H Fresno St.	78	84	
				232	A Nevada	78	86	241	A San Diego St.	74	75	

Non-Div I Games: Northern N.M. 92 44

New Mexico

■ Loss, 
 ■ Non-Conf, S Site, 
 ■ Home 
 ■ Away 
 N Neutral



## New Mexico St.

Through Games Of March 4, 2020

Average RPI Win:	293	WON-LOST	WINNING	LAST 10	STRENGTH OF	OPP. STRENGTH	TEAM	ADJ.	CONF.	ADJ CONF.
Average RPI Loss:	221	RECORD	PCT. RANK	GAMES	SCHEDULE	OF SCHEDULE	RPI	RPI	RPI	RPI
DIV. I ONLY	10- 17	253	5-5	317	332	311	311	31	31	
DIV. I NON-CONF.	2- 10	313	0	250	281	325	325	32	32	
TOTALS	RPI 1-25	RPI 26-50	W-L RECORDS	RPI 51-100	RPI 101-150	RPI 150+				
10- 17	0- 0	0- 1	OVERALL	0- 1	0- 1	10- 14				
7- 7	0- 0	0- 1	HOME	0- 0	0- 0	7- 6				
3- 8	0- 0	0- 0	AWAY	0- 1	0- 0	3- 7				
0- 2	0- 0	0- 0	NEUTRAL	0- 0	0- 1	0- 1				
2- 10	0- 0	0- 1	NON-CONFERENCE	0- 1	0- 1	2- 7				
1- 5	0- 0	0- 1	HOME	0- 0	0- 0	1- 4				
1- 3	0- 0	0- 0	AWAY	0- 1	0- 0	1- 2				
0- 2	0- 0	0- 0	NEUTRAL	0- 0	0- 1	0- 1				
8- 7	0- 0	0- 0	CONFERENCE	0- 0	0- 0	8- 7				
6- 2	0- 0	0- 0	HOME	0- 0	0- 0	6- 2				
2- 5	0- 0	0- 0	AWAY	0- 0	0- 0	2- 5				
0- 0	0- 0	0- 0	NEUTRAL	0- 0	0- 0	0- 0				

RPI 1-25				RPI 26-50				RPI 51-100				RPI 101+				Team's RPI: 311	
RPI	S	Opponent	Score	RPI	S	Opponent	Score	RPI	S	Opponent	Score	RPI	S	Opponent	Score		
				30	H	Arizona St.	47 70	91	A	Abilene Christian	54 67	136	N	Western Mich.	76 79		
												194	H	Pepperdine	69 72		
												209	A	UMKC	52 56		
												209	H	UMKC	50 55		
												212	A	UTEP	45 65		
												212	H	UTEP	57 63		
												227	A	New Mexico	53 107		
												227	H	New Mexico	67 86		
												229	A	Denver	78 75		
												239	A	Grand Canyon	49 60		
												239	H	Grand Canyon	69 58		
												251	A	CSU Bakersfield	59 60		
												251	H	CSU Bakersfield	67 62		
												291	H	California Baptist	57 56		
												293	A	Utah Valley	65 58		
												293	H	Utah Valley	54 58		
												296	A	UTRGV	63 74		
												296	H	UTRGV	76 75		
												305	H	UC Riverside	58 60		
												308	A	Seattle U	57 67		
												308	H	Seattle U	83 65		
												312	N	Georgia St.	51 59		
												322	H	Weber St.	77 47		
												349	A	Chicago St.	73 60		
												349	H	Chicago St.	80 56		
LAST 10 Division I																	
				251	H	CSU Bakersfield	67 62	209	H	UMKC	50 55						
				239	H	Grand Canyon	69 58	349	H	Chicago St.	80 56						
				296	A	UTRGV	63 74	239	A	Grand Canyon	49 60						
				293	A	Utah Valley	65 58	251	A	CSU Bakersfield	59 60						
				308	A	Seattle U	57 67	296	H	UTRGV	76 75						

Non-Div I Games: Western N.M. 75 56

New Mexico St.

■ Loss, 
 ■ Non-Conf, S Site, 
 ■ Home 
 ■ Away 
 N Neutral

NEW OFFICIALS				THROUGH GAMES OF MARCH 17, 1910						
Average RPI Win:	272	WON-LOST	WINNING	LAST 10	STRENGTH OF	OPP. STRENGTH	TEAM	ADJ.	CONF.	ADJ CONF.
Average RPI Loss:	127	RECORD	PCT. RANK	GAMES	SCHEDULE	OF SCHEDULE	RPI	RPI	RPI	RPI
DIV. I ONLY	14- 12	153	6-4	232	255	173	173	23	23	
DIV. I NON-CONF.	2- 5	259	0	134	96	209	209	24	24	
TOTALS	RPI 1-25		RPI 26-50	W-L RECORDS		RPI 51-100	RPI 101-150		RPI 150+	
14- 12	0- 0		0- 3	OVERALL		1- 4	0- 0		13- 5	
8- 3	0- 0		0- 0	HOME		1- 1	0- 0		7- 2	
6- 9	0- 0		0- 3	AWAY		0- 3	0- 0		6- 3	
0- 0	0- 0		0- 0	NEUTRAL		0- 0	0- 0		0- 0	
2- 5	0- 0		0- 3	NON-CONFERENCE		0- 0	0- 0		2- 2	
1- 1	0- 0		0- 0	HOME		0- 0	0- 0		1- 1	
1- 4	0- 0		0- 3	AWAY		0- 0	0- 0		1- 1	
0- 0	0- 0		0- 0	NEUTRAL		0- 0	0- 0		0- 0	
12- 7	0- 0		0- 0	CONFERENCE		1- 4	0- 0		11- 3	
7- 2	0- 0		0- 0	HOME		1- 1	0- 0		6- 1	
5- 5	0- 0		0- 0	AWAY		0- 3	0- 0		5- 2	
0- 0	0- 0		0- 0	NEUTRAL		0- 0	0- 0		0- 0	

RPI 1-25				RPI 26-50				RPI 51-100				RPI 101+				Team's RPI: 173	
RPI	S	Opponent	Score	RPI	S	Opponent	Score	RPI	S	Opponent	Score	RPI	S	Opponent	Score		
				31	A	Arkansas	52 82	66	A	A&M-Corpus Christi	40 43	153	H	Sam Houston St.	46 78		
				34	A	LSU	49 83	66	H	A&M-Corpus Christi	53 83	189	H	Louisiana	60 65		
				48	A	Iowa St.	53 71	91	A	Abilene Christian	62 76	219	H	North Dakota	79 73		
								93	A	SFA	47 59	231	A	Central Ark.	49 37		
								93	H	SFA	53 50	231	H	Central Ark.	85 73		
												248	A	Southeastern La.	57 73		
												252	A	Texas St.	49 51		
												257	A	Nicholls St.	68 70		
												257	H	Nicholls St.	77 65		
												260	A	Lamar University	62 57		
												272	A	Incarnate Word	67 55		
												272	H	Incarnate Word	61 57		
												294	A	Ole Miss	69 64		
												321	H	Houston Baptist	88 84		
												336	A	Northwestern St.	77 63		
												336	H	Northwestern St.	82 76		
												345	A	McNeese	85 59		
												345	H	McNeese	78 59		
LAST 10 Division I																	
				336	H	Northwestern St.	82 76	231	H	Central Ark.	85 73						
				257	A	Nicholls St.	68 70	93	A	SFA	47 59						
				66	A	A&M-Corpus Christi	40 43	321	H	Houston Baptist	88 84						
				345	A	McNeese	85 59	248	A	Southeastern La.	57 73						
				272	H	Incarnate Word	61 57	336	A	Northwestern St.	77 63						

Non-Div I Games:	Pensacola Christian	91	31	Tougaloo	91	69
------------------	---------------------	----	----	----------	----	----

New Orleans

■ Loss, ■ Non-Conf, S Site, H Home A Away N Neutral

Niagara

Through Games Of March 4, 2020

Average RPI Win: <b>303</b>	WON-LOST	WINNING	LAST 10	STRENGTH OF	OPP. STRENGTH	TEAM	ADJ.	CONF.	ADJ CONF.
Average RPI Loss: <b>174</b>	RECORD	PCT. RANK	GAMES	SCHEDULE	OF SCHEDULE	RPI	RPI	RPI	RPI
DIV. I ONLY	9- 18	274	3-7	258	300	282	282	24	24
DIV. I NON-CONF.	2- 7	288	0	233	314	291	291	25	25
TOTALS	RPI 1-25	RPI 26-50	W-L RECORDS	RPI 51-100	RPI 101-150	RPI 150+			
9- 18	0- 0	0- 1	OVERALL	0- 4	0- 2	9- 11			
5- 6	0- 0	0- 0	HOME	0- 2	0- 1	5- 3			
4- 12	0- 0	0- 1	AWAY	0- 2	0- 1	4- 8			
0- 0	0- 0	0- 0	NEUTRAL	0- 0	0- 0	0- 0			
2- 7	0- 0	0- 1	NON-CONFERENCE	0- 0	0- 2	2- 4			
1- 1	0- 0	0- 0	HOME	0- 0	0- 1	1- 0			
1- 6	0- 0	0- 1	AWAY	0- 0	0- 1	1- 4			
0- 0	0- 0	0- 0	NEUTRAL	0- 0	0- 0	0- 0			
7- 11	0- 0	0- 0	CONFERENCE	0- 4	0- 0	7- 7			
4- 5	0- 0	0- 0	HOME	0- 2	0- 0	4- 3			
3- 6	0- 0	0- 0	AWAY	0- 2	0- 0	3- 4			
0- 0	0- 0	0- 0	NEUTRAL	0- 0	0- 0	0- 0			

RPI S	Opponent	Score	RPI S	Opponent	Score	RPI S	Opponent	Score	RPI S	Opponent	Score	Team's RPI: 282
			42 A	Rutgers	37 87	55 A	Marist	57 82	108 A	Colgate	72 85	
						55 H	Marist	67 94	122 H	Buffalo	67 81	
						92 A	Rider	75 79	161 A	Binghamton	55 74	
						92 H	Rider	55 71	187 A	Cornell	59 82	
									188 A	Manhattan	65 68	
									188 H	Manhattan	61 75	
									190 A	Quinnipiac	61 71	
									233 H	Fairfield	65 77	
									253 A	Iona	63 57	
									253 H	Iona	58 70	
									264 A	Howard	42 91	
									281 A	Siena	54 59	
									281 H	Siena	68 61	
									285 H	Oakland	77 63	
									292 A	St. Bonaventure	67 71	
									298 A	Monmouth	73 70	
									298 H	Monmouth	62 61	
									323 A	Saint Peter's	68 64	
									323 H	Saint Peter's	97 89	
									333 A	Coppin St.	82 67	
									337 A	Canisius	56 78	
									337 H	Canisius	81 62	
LAST 10 Division I												
			337 A	Canisius	56 78	253 H	Iona	58 70				
			188 H	Manhattan	61 75	233 H	Fairfield	65 77				
			298 H	Monmouth	62 61	55 A	Marist	57 82				
			190 A	Quinnipiac	61 71	281 A	Siena	54 59				
			323 A	Saint Peter's	68 64	337 H	Canisius	81 62				

Non-Div I Games:

Niagara

Loss, Non-Conf, S Site, H Home A Away N Neutral

Average RPI Win:	289	WON-LOST	WINNING	LAST 10	STRENGTH OF	OPP. STRENGTH	TEAM	ADJ.	CONF.	ADJ CONF.
Average RPI Loss:	141	RECORD	PCT. RANK	GAMES	SCHEDULE	OF SCHEDULE	RPI	RPI	RPI	RPI
DIV. I ONLY	11- 16	229	8-2	277	228	257	257	23	23	
DIV. I NON-CONF.	1- 6	318	0	61	37	249	249	24	24	
TOTALS	RPI 1-25	RPI 26-50	W-L RECORDS	RPI 51-100	RPI 101-150	RPI 150+				
11- 16	0- 2	0- 1	OVERALL	0- 4	0- 1	11- 8				
6- 5	0- 0	0- 0	HOME	0- 2	0- 0	6- 3				
5- 10	0- 2	0- 1	AWAY	0- 2	0- 0	5- 5				
0- 1	0- 0	0- 0	NEUTRAL	0- 0	0- 1	0- 0				
1- 6	0- 2	0- 1	NON-CONFERENCE	0- 1	0- 1	1- 1				
1- 0	0- 0	0- 0	HOME	0- 0	0- 0	1- 0				
0- 5	0- 2	0- 1	AWAY	0- 1	0- 0	0- 1				
0- 1	0- 0	0- 0	NEUTRAL	0- 0	0- 1	0- 0				
10- 10	0- 0	0- 0	CONFERENCE	0- 3	0- 0	10- 7				
5- 5	0- 0	0- 0	HOME	0- 2	0- 0	5- 3				
5- 5	0- 0	0- 0	AWAY	0- 1	0- 0	5- 4				
0- 0	0- 0	0- 0	NEUTRAL	0- 0	0- 0	0- 0				

RPI 1-25				RPI 26-50				RPI 51-100				RPI 101+ Team's RPI: 257			
RPI	S	Opponent	Score	RPI	S	Opponent	Score	RPI	S	Opponent	Score	RPI	S	Opponent	Score
15	A	Indiana	47 111	34	A	LSU	32 63	62	A	Rice	47 71	139	N	North Florida	61 64
19	A	TCU	47 72					66	A	A&M-Corpus Christi	49 55	151	A	Jacksonville	55 72
								91	H	Abilene Christian	84 95	153	A	Sam Houston St.	71 87
								93	H	SFA	61 78	153	H	Sam Houston St.	77 80
												173	A	New Orleans	65 77
												173	H	New Orleans	70 68
												231	A	Central Ark.	67 58
												231	H	Central Ark.	46 53
												248	A	Southeastern La.	67 65
												248	H	Southeastern La.	54 49
												260	A	Lamar University	62 60
												260	H	Lamar University	78 84
												272	A	Incarinate Word	51 53
												321	A	Houston Baptist	84 78
												321	H	Houston Baptist	57 53
												336	A	Northwestern St.	54 58
												336	H	Northwestern St.	73 66
												345	A	McNeese	72 53
												345	H	McNeese	79 63
												348	H	La.-Monroe	74 59
LAST 10 Division I															
345	A	McNeese	72 53	248	H	Southeastern La.	54 49								
173	H	New Orleans	70 68	260	A	Lamar University	62 60								
321	H	Houston Baptist	57 53	153	H	Sam Houston St.	77 80								
231	A	Central Ark.	67 58	93	H	SFA	61 78								
336	H	Northwestern St.	73 66	345	H	McNeese	79 63								

Non-Div I Games: Southern-N.O. 94 61 Paul Quinn 101 68

Nicholls St.

Loss, Non-Conf, S Site, H Home A Away N Neutral

## Norfolk St.

Through Games Of March 4, 2020

Average RPI Win:	252	WON-LOST	WINNING	LAST 10	STRENGTH OF	OPP. STRENGTH	TEAM	ADJ.	CONF.	ADJ CONF.
Average RPI Loss:	153	RECORD	PCT. RANK	GAMES	SCHEDULE	OF SCHEDULE	RPI	RPI	RPI	RPI
DIV. I ONLY	17- 10	95	7-3	233	310	155	155	29	29	
DIV. I NON-CONF.	5- 7	205	0	88	202	165	165	29	29	
TOTALS	RPI 1-25	RPI 26-50	W-L RECORDS	RPI 51-100	RPI 101-150	RPI 150+				
17- 10	0- 0	0- 0	OVERALL	0- 2	3- 4	14- 4				
9- 4	0- 0	0- 0	HOME	0- 1	1- 1	8- 2				
7- 5	0- 0	0- 0	AWAY	0- 0	1- 3	6- 2				
1- 1	0- 0	0- 0	NEUTRAL	0- 1	1- 0	0- 0				
5- 7	0- 0	0- 0	NON-CONFERENCE	0- 2	2- 3	3- 2				
2- 3	0- 0	0- 0	HOME	0- 1	0- 1	2- 1				
2- 3	0- 0	0- 0	AWAY	0- 0	1- 2	1- 1				
1- 1	0- 0	0- 0	NEUTRAL	0- 1	1- 0	0- 0				
12- 3	0- 0	0- 0	CONFERENCE	0- 0	1- 1	11- 2				
7- 1	0- 0	0- 0	HOME	0- 0	1- 0	6- 1				
5- 2	0- 0	0- 0	AWAY	0- 0	0- 1	5- 1				
0- 0	0- 0	0- 0	NEUTRAL	0- 0	0- 0	0- 0				

RPI 1-25			RPI 26-50			RPI 51-100			RPI 101+ Team's RPI: 155		
RPI	S	Opponent	Score	RPI	S	Opponent	Score	RPI	S	Opponent	Score
						56 N West Virginia	55 72	104 A Bethune-Cookman		62 68	
						99 H Liberty	48 67	104 H Bethune-Cookman		61 51	
								107 A William & Mary		56 65	
								115 H Robert Morris		62 69	
								119 A Richmond		69 77	
								133 A Hampton		77 56	
								139 N North Florida		57 54	
								151 A Jacksonville		71 64	
								154 A N.C. A&T		39 53	
								176 H High Point		72 58	
								195 H La Salle		52 55	
								243 A Marshall		69 75	
								245 H Morgan St.		64 57	
								264 A Howard		83 80	
								264 H Howard		69 60	
								271 H Longwood		49 46	
								277 A Delaware St.		68 57	
								277 H Delaware St.		65 57	
								306 A N.C. Central		83 75	
								315 H UMES		68 45	
								333 A Coppin St.		85 48	
								333 H Coppin St.		55 57	
								341 A Florida A&M		69 62	
								341 H Florida A&M		59 51	
								350 H South Carolina St.		76 42	
LAST 10 Division I											
						277 A Delaware St.	68 57	245 H Morgan St.		64 57	
						264 H Howard	69 60	277 H Delaware St.		65 57	
						104 A Bethune-Cookman	62 68	306 A N.C. Central		83 75	
						341 A Florida A&M	69 62	154 A N.C. A&T		39 53	
						333 H Coppin St.	55 57	341 H Florida A&M		59 51	

Non-Div I Games: Virginia-Lynchburg 123 48

Norfolk St.

■ Loss, 
 ■ Non-Conf, 
 ■ S Site, 
 ■ H Home 
 ■ A Away 
 N Neutral

Non-Conference				Through Games Of March 17, 2018						
Average RPI Win:	242	WON-LOST	WINNING	LAST 10	STRENGTH OF	OPP. STRENGTH	TEAM	ADJ.	CONF.	ADJ CONF.
Average RPI Loss:	125	RECORD	PCT. RANK	GAMES	SCHEDULE	OF SCHEDULE	RPI	RPI	RPI	RPI
DIV. I ONLY	18- 8	62	6-4	319	191	144	144	15	15	
DIV. I NON-CONF.	7- 3	80	0	343	326	213	213	14	14	
TOTALS	RPI 1-25	RPI 26-50	W-L RECORDS	RPI 51-100	RPI 101-150	RPI 150+				
18- 8	0- 1	1- 2	OVERALL	2- 0	1- 1	14- 4				
8- 2	0- 0	0- 1	HOME	1- 0	1- 0	6- 1				
6- 6	0- 1	1- 1	AWAY	1- 0	0- 1	4- 3				
4- 0	0- 0	0- 0	NEUTRAL	0- 0	0- 0	4- 0				
7- 3	0- 1	0- 1	NON-CONFERENCE	0- 0	0- 0	7- 1				
1- 1	0- 0	0- 0	HOME	0- 0	0- 0	1- 1				
2- 2	0- 1	0- 1	AWAY	0- 0	0- 0	2- 0				
4- 0	0- 0	0- 0	NEUTRAL	0- 0	0- 0	4- 0				
11- 5	0- 0	1- 1	CONFERENCE	2- 0	1- 1	7- 3				
7- 1	0- 0	0- 1	HOME	1- 0	1- 0	5- 0				
4- 4	0- 0	1- 0	AWAY	1- 0	0- 1	2- 3				
0- 0	0- 0	0- 0	NEUTRAL	0- 0	0- 0	0- 0				

RPI 1-25				RPI 26-50				RPI 51-100				RPI 101+				Team's RPI: 144	
RPI	S	Opponent	Score	RPI	S	Opponent	Score	RPI	S	Opponent	Score	RPI	S	Opponent	Score		
12	A	Iowa	81 86	35	A	FGCU	61 55	99	A	Liberty	76 71	139	A	North Florida	65 67		
				35	H	FGCU	63 74	99	H	Liberty	86 75	139	H	North Florida	54 51		
				48	A	Iowa St.	72 80					151	A	Jacksonville	56 67		
												151	H	Jacksonville	76 65		
												169	H	Samford	63 79		
												224	A	Kennesaw St.	56 59		
												224	H	Kennesaw St.	71 54		
												225	A	Stetson	60 69		
												225	H	Stetson	68 57		
												242	N	Alabama A&M	80 65		
												256	A	Lipscomb	84 72		
												256	H	Lipscomb	91 58		
												276	N	UC Irvine	88 60		
												320	A	Alabama St.	81 60		
												329	A	NJIT	57 55		
												329	H	NJIT	90 45		
												334	A	Tennessee St.	88 63		
												338	N	SIUE	85 67		
												350	N	South Carolina St.	99 46		
												351	H	Mississippi Val.	86 60		
EAST 10 Division I																	
				329	H	NJIT	90 45	256	H	Lipscomb	91 58						
				35	A	FGCU	61 55	99	H	Liberty	86 75						
				224	H	Kennesaw St.	71 54	329	A	NJIT	57 55						
				225	A	Stetson	60 69	151	A	Jacksonville	56 67						
				139	A	North Florida	65 67	224	A	Kennesaw St.	56 59						

Non-Div I Games:	Virginia-Lynchburg	128	26	Oakwood	120	38
------------------	--------------------	-----	----	---------	-----	----

North Ala.

Loss, Non-Conf, S Site, H Home A Away N Neutral

# North Carolina

Through Games Of March 4, 2020

Average RPI Win:	191	WON-LOST	WINNING	LAST 10	STRENGTH OF	OPP. STRENGTH	TEAM	ADJ.	CONF.	ADJ CONF.
Average RPI Loss:	57	RECORD	PCT. RANK	GAMES	SCHEDULE	OF SCHEDULE	RPI	RPI	RPI	RPI
DIV. I ONLY	16- 14	158	2-8	146	36	146	146	5	5	
DIV. I NON-CONF.	9- 2	37	0	337	125	161	161	4	4	
TOTALS	RPI 1-25	RPI 26-50	W-L RECORDS	RPI 51-100	RPI 101-150	RPI 150+				
16- 14	1- 4	0- 3	OVERALL	3- 3	2- 4	10- 0				
11- 5	1- 2	0- 1	HOME	1- 1	1- 1	8- 0				
2- 8	0- 2	0- 2	AWAY	2- 2	0- 2	0- 0				
3- 1	0- 0	0- 0	NEUTRAL	0- 0	1- 1	2- 0				
9- 2	0- 0	0- 0	NON-CONFERENCE	0- 2	1- 0	8- 0				
6- 1	0- 0	0- 0	HOME	0- 1	0- 0	6- 0				
0- 1	0- 0	0- 0	AWAY	0- 1	0- 0	0- 0				
3- 0	0- 0	0- 0	NEUTRAL	0- 0	1- 0	2- 0				
7- 12	1- 4	0- 3	CONFERENCE	3- 1	1- 4	2- 0				
5- 4	1- 2	0- 1	HOME	1- 0	1- 1	2- 0				
2- 7	0- 2	0- 2	AWAY	2- 1	0- 2	0- 0				
0- 1	0- 0	0- 0	NEUTRAL	0- 0	0- 1	0- 0				

RPI S	Opponent	Score	RPI S	Opponent	Score	RPI S	Opponent	Score	RPI S	Opponent	Score	Team's RPI: 146
5	H Louisville	67 74	33	A Virginia Tech	70 76	54	H Yale	63 66	101	H Syracuse	56 74	
21	A NC State	68 76	33	H Virginia Tech	63 72	57	A Alabama	77 83	110	H Miami (FL)	78 58	
21	H NC State	66 60	38	A Florida St.	64 78	58	A Virginia	65 47	113	A Notre Dame	65 83	
24	A Duke	61 71				58	H Virginia	78 68	114	N Temple	71 58	
24	H Duke	54 73				63	A Boston College	75 93	116	A Wake Forest	79 82	
						72	A Georgia Tech	67 60	116	N Wake Forest	73 83	
									166	N Missouri	82 69	
									177	H Elon	76 46	
									200	H Illinois	85 60	
									218	H Clemson	86 72	
									269	N UNCW	85 45	
									286	H Pittsburgh	70 62	
									306	H N.C. Central	92 53	
									319	H Navy	80 40	
									342	H Charleston So.	85 54	
									343	H Western Caro.	92 55	
LAST 10 Division I												
116	N Wake Forest	73 83	101	H Syracuse	56 74							
24	H Duke	54 73	33	H Virginia Tech	63 72							
113	A Notre Dame	65 83	24	A Duke	61 71							
116	A Wake Forest	79 82	218	H Clemson	86 72							
63	A Boston College	75 93	58	H Virginia	78 68							

Non-Div I Games:

North Carolina

Loss, Non-Conf, S Site, H Home A Away N Neutral

# North Dakota

# Through Games Of March 4, 2020

Average RPI Win:	273	WON-LOST	WINNING	LAST 10	STRENGTH OF	OPP. STRENGTH	TEAM	ADJ.	CONF.	ADJ CONF.
Average RPI Loss:	149	RECORD	PCT. RANK	GAMES	SCHEDULE	OF SCHEDULE	RPI	RPI	RPI	RPI
DIV. I ONLY	13- 14	182	3-7	283	229	219	219	19	19	
DIV. I NON-CONF.	7- 4	100	0	249	300	120	120	18	18	
TOTALS	RPI 1-25	RPI 26-50	W-L RECORDS	RPI 51-100	RPI 101-150	RPI 150+				
13- 14	0- 0	0- 3	OVERALL	0- 3	1- 0	12- 8				
5- 6	0- 0	0- 1	HOME	0- 2	1- 0	4- 3				
8- 8	0- 0	0- 2	AWAY	0- 1	0- 0	8- 5				
0- 0	0- 0	0- 0	NEUTRAL	0- 0	0- 0	0- 0				
7- 4	0- 0	0- 1	NON-CONFERENCE	0- 1	1- 0	6- 2				
2- 1	0- 0	0- 0	HOME	0- 1	1- 0	1- 0				
5- 3	0- 0	0- 1	AWAY	0- 0	0- 0	5- 2				
0- 0	0- 0	0- 0	NEUTRAL	0- 0	0- 0	0- 0				
6- 10	0- 0	0- 2	CONFERENCE	0- 2	0- 0	6- 6				
3- 5	0- 0	0- 1	HOME	0- 1	0- 0	3- 3				
3- 5	0- 0	0- 1	AWAY	0- 1	0- 0	3- 3				
0- 0	0- 0	0- 0	NEUTRAL	0- 0	0- 0	0- 0				

RPI S	Opponent	Score	RPI S	Opponent	Score	RPI S	Opponent	Score	RPI S	Opponent	Score	Team's RPI: 219
27	A Arizona	42 74	61	H Illinois St.	58 66	148	H Valparaiso	65 63				
29	A South Dakota	47 76	73	A South Dakota St.	64 99	173	A New Orleans	73 79				
29	H South Dakota	46 93	73	H South Dakota St.	61 74	205	A Western Ill.	74 91				
						205	H Western Ill.	77 71				
						213	H Rhode Island	67 61				
						214	A Oral Roberts	52 75				
						214	H Oral Roberts	72 86				
						216	A Milwaukee	66 58				
						220	A SMU	51 66				
						229	A Denver	90 82				
						229	H Denver	81 91				
						239	A Grand Canyon	78 76				
						267	A North Dakota St.	82 92				
						267	H North Dakota St.	74 82				
						299	A Ga. Southern	69 56				
						317	A Omaha	71 67				
						317	H Omaha	63 57				
						339	A Purdue Fort Wayne	63 49				
						339	H Purdue Fort Wayne	91 85				
						342	A Charleston So.	73 57				
						350	A South Carolina St.	95 53				
LAST 10 Division I												
29	A South Dakota	47 76	29	H South Dakota	46 93							
317	A Omaha	71 67	214	H Oral Roberts	72 86							
267	H North Dakota St.	74 82	339	A Purdue Fort Wayne	63 49							
73	H South Dakota St.	61 74	205	H Western Ill.	77 71							
205	A Western Ill.	74 91	229	H Denver	81 91							



Through Games Of March 17, 2018										
Average RPI Win:	280	WON-LOST	WINNING	LAST 10	STRENGTH OF	OPP. STRENGTH	TEAM	ADJ.	CONF.	ADJ CONF.
Average RPI Loss:	126	RECORD	PCT. RANK	GAMES	SCHEDULE	OF SCHEDULE	RPI	RPI	RPI	RPI
DIV. I ONLY	8- 18	289	6-4	199	153	267	267	19	19	
DIV. I NON-CONF.	1- 9	326	0	150	24	292	292	18	18	
TOTALS	RPI 1-25	RPI 26-50	W-L RECORDS	RPI 51-100	RPI 101-150	RPI 150+				
8- 18	0- 0	0- 5	OVERALL	0- 3	0- 3	8- 7				
4- 9	0- 0	0- 2	HOME	0- 1	0- 2	4- 4				
4- 9	0- 0	0- 3	AWAY	0- 2	0- 1	4- 3				
0- 0	0- 0	0- 0	NEUTRAL	0- 0	0- 0	0- 0				
1- 9	0- 0	0- 3	NON-CONFERENCE	0- 1	0- 3	1- 2				
0- 5	0- 0	0- 1	HOME	0- 0	0- 2	0- 2				
1- 4	0- 0	0- 2	AWAY	0- 1	0- 1	1- 0				
0- 0	0- 0	0- 0	NEUTRAL	0- 0	0- 0	0- 0				
7- 9	0- 0	0- 2	CONFERENCE	0- 2	0- 0	7- 5				
4- 4	0- 0	0- 1	HOME	0- 1	0- 0	4- 2				
3- 5	0- 0	0- 1	AWAY	0- 1	0- 0	3- 3				
0- 0	0- 0	0- 0	NEUTRAL	0- 0	0- 0	0- 0				

RPI 1-25				RPI 26-50				RPI 51-100				RPI 101+				Team's RPI: 267	
RPI	S	Opponent	Score	RPI	S	Opponent	Score	RPI	S	Opponent	Score	RPI	S	Opponent	Score		
				29	A	South Dakota	57 96	73	A	South Dakota St.	52 60	143	H	Wisconsin	63 64		
				29	H	South Dakota	36 80	73	H	South Dakota St.	58 85	148	H	Valparaiso	54 66		
				41	A	Bradley	64 70	76	A	UNI	63 95	150	A	Northeastern	61 72		
				45	A	Creighton	59 70					162	H	Wyoming	57 66		
				48	H	Iowa St.	58 86					180	H	Northern Ill.	68 74		
												205	A	Western Ill.	79 86		
												205	H	Western Ill.	78 79		
												214	A	Oral Roberts	62 70		
												214	H	Oral Roberts	76 80		
												219	A	North Dakota	82 74		
												219	H	North Dakota	92 82		
												229	A	Denver	82 91		
												229	H	Denver	85 80		
												263	A	New Hampshire	67 61		
												317	A	Omaha	74 65		
												317	H	Omaha	67 64		
												339	A	Purdue Fort Wayne	58 44		
												339	H	Purdue Fort Wayne	74 53		
LAST 10 Division I																	
				317	H	Omaha	67 64	214	H	Oral Roberts	76 80						
				73	H	South Dakota St.	58 85	317	A	Omaha	74 65						
				219	A	North Dakota	82 74	205	A	Western Ill.	79 86						
				29	A	South Dakota	57 96	339	A	Purdue Fort Wayne	58 44						
				339	H	Purdue Fort Wayne	74 53	229	H	Denver	85 80						

North Dakota St.

# North Florida

# Through Games Of March 4, 2020

Average RPI Win:	206	WON-LOST	WINNING	LAST 10	STRENGTH OF	OPP. STRENGTH	TEAM	ADJ.	CONF.	ADJ CONF.
Average RPI Loss:	128	RECORD	PCT. RANK	GAMES	SCHEDULE	OF SCHEDULE	RPI	RPI	RPI	RPI
DIV. I ONLY	13- 14	182	4-6	98	169	139	139	15	15	
DIV. I NON-CONF.	5- 6	187	0	38	171	84	84	14	14	
TOTALS	RPI 1-25	RPI 26-50	W-L RECORDS	RPI 51-100	RPI 101-150	RPI 150+				
13- 14	0- 1	0- 3	OVERALL	2- 2	2- 3	9- 5				
5- 4	0- 0	0- 1	HOME	1- 0	2- 0	2- 3				
6- 8	0- 1	0- 2	AWAY	0- 1	0- 3	6- 1				
2- 2	0- 0	0- 0	NEUTRAL	1- 1	0- 0	1- 1				
5- 6	0- 1	0- 1	NON-CONFERENCE	1- 1	1- 2	3- 1				
1- 0	0- 0	0- 0	HOME	0- 0	1- 0	0- 0				
2- 4	0- 1	0- 1	AWAY	0- 0	0- 2	2- 0				
2- 2	0- 0	0- 0	NEUTRAL	1- 1	0- 0	1- 1				
8- 8	0- 0	0- 2	CONFERENCE	1- 1	1- 1	6- 4				
4- 4	0- 0	0- 1	HOME	1- 0	1- 0	2- 3				
4- 4	0- 0	0- 1	AWAY	0- 1	0- 1	4- 1				
0- 0	0- 0	0- 0	NEUTRAL	0- 0	0- 0	0- 0				

RPI S	Opponent	Score	RPI S	Opponent	Score	RPI S	Opponent	Score	RPI S	Opponent	Score	Team's RPI: 139
15	A Indiana	45 72	35	A FGCU	65 76	55	N Marist	54 69	110	A Miami (FL)	55 78	
			35	H FGCU	50 72	92	N Rider	80 70	128	H Holy Cross	80 60	
			38	A Florida St.	41 70	99	A Liberty	54 76	143	A Wisconsin	62 75	
						99	H Liberty	65 50	144	A North Ala.	51 54	
									144	H North Ala.	67 65	
									151	A Jacksonville	70 64	
									151	H Jacksonville	60 69	
									155	N Norfolk St.	54 57	
									224	A Kennesaw St.	64 55	
									224	H Kennesaw St.	57 33	
									225	A Stetson	62 60	
									225	H Stetson	52 60	
									242	A Alabama A&M	73 64	
									256	A Lipscomb	68 60	
									256	H Lipscomb	66 73	
									257	N Nicholls St.	64 61	
									302	A FIU	64 49	
									329	A NJIT	56 60	
									329	H NJIT	71 48	
LAST 10 Division I												
225	A Stetson	62 60	329	A NJIT	56 60							
99	A Liberty	54 76	35	A FGCU	65 76							
256	H Lipscomb	66 73	225	H Stetson	52 60							
151	H Jacksonville	60 69	224	H Kennesaw St.	57 33							
144	H North Ala.	67 65	99	H Liberty	65 50							

Non-Div I Games: Warner 110 46 Edward Waters 80 51

North Florida

Loss, Non-Conf, S Site, H Home A Away N Neutral

North Texas

Through Games Of March 4, 2020

Average RPI Win:	251	WON-LOST	WINNING	LAST 10	STRENGTH OF	OPP. STRENGTH	TEAM	ADJ.	CONF.	ADJ CONF.
Average RPI Loss:	139	RECORD	PCT. RANK	GAMES	SCHEDULE	OF SCHEDULE	RPI	RPI	RPI	RPI
DIV. I ONLY	9- 16	261	3-7	174	177	250	250	13	13	
DIV. I NON-CONF.	4- 5	195	0	202	311	227	227	16	16	
TOTALS	RPI 1-25	RPI 26-50	W-L RECORDS	RPI 51-100	RPI 101-150	RPI 150+				
9- 16	0- 2	1- 1	OVERALL	0- 4	0- 2	8- 7				
6- 6	0- 0	1- 0	HOME	0- 2	0- 2	5- 2				
3- 8	0- 1	0- 0	AWAY	0- 2	0- 0	3- 5				
0- 2	0- 1	0- 1	NEUTRAL	0- 0	0- 0	0- 0				
4- 5	0- 1	0- 1	NON-CONFERENCE	0- 0	0- 1	4- 2				
3- 1	0- 0	0- 0	HOME	0- 0	0- 1	3- 0				
1- 2	0- 0	0- 0	AWAY	0- 0	0- 0	1- 2				
0- 2	0- 1	0- 1	NEUTRAL	0- 0	0- 0	0- 0				
5- 11	0- 1	1- 0	CONFERENCE	0- 4	0- 1	4- 5				
3- 5	0- 0	1- 0	HOME	0- 2	0- 1	2- 2				
2- 6	0- 1	0- 0	AWAY	0- 2	0- 0	2- 3				
0- 0	0- 0	0- 0	NEUTRAL	0- 0	0- 0	0- 0				

RPI S	Opponent	Score	RPI S	Opponent	Score	RPI S	Opponent	Score	RPI S	Opponent	Score	Team's RPI: 250
21 N	NC State	65 76	32 H	Western Ky.	61 54	51 H	Middle Tenn.	60 80	102 H	UT Arlington	49 68	
23 A	Old Dominion	66 71	46 N	Texas	57 63	53 A	Charlotte	59 72	126 H	UAB	50 51	
						62 A	Rice	66 69	189 H	Louisiana	69 66	
						62 H	Rice	52 67	191 A	Fla. Atlantic	78 84	
									207 H	Southern Miss.	57 65	
									212 A	UTEP	63 67	
									223 A	Hawaii	66 60	
									243 A	Marshall	77 69	
									243 H	Marshall	59 68	
									251 A	CSU Bakersfield	52 61	
									275 H	Louisiana Tech	74 69	
									278 A	Utah St.	55 66	
									302 A	FIU	56 58	
									313 A	UTSA	79 55	
									313 H	UTSA	94 55	
									324 H	Alcorn	67 31	
									348 H	La.-Monroe	63 51	
LAST 10 Division I												
243 A	Marshall	77 69	126 H	UAB	50 51							
313 H	UTSA	94 55	51 H	Middle Tenn.	60 80							
62 A	Rice	66 69	62 H	Rice	52 67							
23 A	Old Dominion	66 71	212 A	UTEP	63 67							
53 A	Charlotte	59 72	313 A	UTSA	79 55							

Non-Div I Games: Mid-Amer. Christian59 61 Xavier (LA) 68 31 Tex. A&M-Texarkana 114 54

North Texas

Loss, Non-Conf, S Site, H Home A Away N Neutral

## Northeastern

Through Games Of March 4, 2020

Average RPI Win:	215	WON-LOST	WINNING	LAST 10	STRENGTH OF	OPP. STRENGTH	TEAM	ADJ.	CONF.	ADJ CONF.
Average RPI Loss:	95	RECORD	PCT. RANK	GAMES	SCHEDULE	OF SCHEDULE	RPI	RPI	RPI	RPI
DIV. I ONLY	12- 16	215	4-6	57	138	150	150	14	14	
DIV. I NON-CONF.	4- 7	225	0	32	67	116	116	13	13	
TOTALS	RPI 1-25	RPI 26-50	W-L RECORDS	RPI 51-100	RPI 101-150	RPI 150+				
12- 16	0- 2	0- 6	OVERALL	0- 2	2- 2	10- 4				
8- 6	0- 0	0- 4	HOME	0- 1	1- 0	7- 1				
4- 10	0- 2	0- 2	AWAY	0- 1	1- 2	3- 3				
0- 0	0- 0	0- 0	NEUTRAL	0- 0	0- 0	0- 0				
4- 7	0- 2	0- 2	NON-CONFERENCE	0- 2	1- 1	3- 0				
2- 3	0- 0	0- 2	HOME	0- 1	0- 0	2- 0				
2- 4	0- 2	0- 0	AWAY	0- 1	1- 1	1- 0				
0- 0	0- 0	0- 0	NEUTRAL	0- 0	0- 0	0- 0				
8- 9	0- 0	0- 4	CONFERENCE	0- 0	1- 1	7- 4				
6- 3	0- 0	0- 2	HOME	0- 0	1- 0	5- 1				
2- 6	0- 0	0- 2	AWAY	0- 0	0- 1	2- 3				
0- 0	0- 0	0- 0	NEUTRAL	0- 0	0- 0	0- 0				

RPI	S	Opponent	Score	RPI	S	Opponent	Score	RPI	S	Opponent	Score	RPI	S	Opponent	Score	Team's RPI: 150
2	A	Oregon	47 89	29	H	South Dakota	76 80	54	H	Yale	63 78	107	A	William & Mary	64 80	
18	A	Central Mich.	63 79	36	A	James Madison	54 67	90	A	Fordham	58 74	107	H	William & Mary	61 55	
				36	H	James Madison	64 86					125	A	Harvard	46 44	
				40	A	Drexel	41 50					132	A	Boston U.	56 72	
				40	H	Drexel	51 67					168	A	Maine	66 58	
				49	H	Dayton	60 71					177	A	Elon	69 45	
												177	H	Elon	68 65	
												178	A	Delaware	72 62	
												178	H	Delaware	69 81	
												184	A	Towson	68 81	
												184	H	Towson	66 63	
												261	A	Col. of Charleston	61 66	
												261	H	Col. of Charleston	72 68	
												267	H	North Dakota St.	72 61	
												269	A	UNCW	48 61	
												269	H	UNCW	63 61	
												325	H	Hofstra	74 51	
												344	H	Hartford	60 47	
LAST 10 Division I																
261	A	Col. of Charleston	61 66	107	A	William & Mary	64 80									
269	A	UNCW	48 61	40	H	Drexel	51 67									
184	H	Towson	66 63	178	H	Delaware	69 81									
36	H	James Madison	64 86	269	H	UNCW	63 61									
177	A	Elon	69 45	261	H	Col. of Charleston	72 68									

Non-Div I Games:

Northeastern

■ Loss, 
 ■ Non-Conf, 
 ■ S Site, 
 ■ Home 
 ■ A Away 
 N Neutral

Non-Conference				Through Games of March 17, 2010						
Average RPI Win:	246	WON-LOST	WINNING	LAST 10	STRENGTH OF	OPP. STRENGTH	TEAM	ADJ.	CONF.	ADJ CONF.
Average RPI Loss:	144	RECORD	PCT. RANK	GAMES	SCHEDULE	OF SCHEDULE	RPI	RPI	RPI	RPI
DIV. I ONLY	15- 14	163	5-5	210	230	175	175	18	18	
DIV. I NON-CONF.	3- 6	235	0	113	270	196	196	17	17	
<hr/>										
TOTALS	RPI 1-25		RPI 26-50	W-L RECORDS		RPI 51-100	RPI 101-150		RPI 150+	
15- 14	0- 1		0- 0	OVERALL		0- 4	3- 0		12- 9	
7- 5	0- 0		0- 0	HOME		0- 1	1- 0		6- 4	
7- 8	0- 0		0- 0	AWAY		0- 3	1- 0		6- 5	
1- 1	0- 1		0- 0	NEUTRAL		0- 0	1- 0		0- 0	
3- 6	0- 1		0- 0	NON-CONFERENCE		0- 2	1- 0		2- 3	
1- 1	0- 0		0- 0	HOME		0- 0	0- 0		1- 1	
1- 4	0- 0		0- 0	AWAY		0- 2	0- 0		1- 2	
1- 1	0- 1		0- 0	NEUTRAL		0- 0	1- 0		0- 0	
12- 8	0- 0		0- 0	CONFERENCE		0- 2	2- 0		10- 6	
6- 4	0- 0		0- 0	HOME		0- 1	1- 0		5- 3	
6- 4	0- 0		0- 0	AWAY		0- 1	1- 0		5- 3	
0- 0	0- 0		0- 0	NEUTRAL		0- 0	0- 0		0- 0	

[illegible]

Non-Div I Games:

Northern Ariz.

■ Loss, ■ Non-Conf, S Site, H Home A Away N Neutral

Northern Colorado				Through Games of March 17, 2010						
Average RPI Win:	246	WON-LOST	WINNING	LAST 10	STRENGTH OF	OPP. STRENGTH	TEAM	ADJ.	CONF.	ADJ CONF.
Average RPI Loss:	161	RECORD	PCT. RANK	GAMES	SCHEDULE	OF SCHEDULE	RPI	RPI	RPI	RPI
DIV. I ONLY	12- 16	215	4-6	245	193	226	226	18	18	
DIV. I NON-CONF.	4- 5	195	0	142	136	144	144	17	17	
-----										
TOTALS	RPI 1-25		RPI 26-50	W-L RECORDS		RPI 51-100	RPI 101-150		RPI 150+	
12- 16	0- 2		0- 0	OVERALL		0- 1	0- 2		12- 11	
4- 8	0- 0		0- 0	HOME		0- 0	0- 1		4- 7	
8- 8	0- 2		0- 0	AWAY		0- 1	0- 1		8- 4	
0- 0	0- 0		0- 0	NEUTRAL		0- 0	0- 0		0- 0	
4- 5	0- 2		0- 0	NON-CONFERENCE		0- 0	0- 0		4- 3	
1- 2	0- 0		0- 0	HOME		0- 0	0- 0		1- 2	
3- 3	0- 2		0- 0	AWAY		0- 0	0- 0		3- 1	
0- 0	0- 0		0- 0	NEUTRAL		0- 0	0- 0		0- 0	
8- 11	0- 0		0- 0	CONFERENCE		0- 1	0- 2		8- 8	
3- 6	0- 0		0- 0	HOME		0- 0	0- 1		3- 5	
5- 5	0- 0		0- 0	AWAY		0- 1	0- 1		5- 3	
0- 0	0- 0		0- 0	NEUTRAL		0- 0	0- 0		0- 0	

RPI 1-25					
RPI	S	Opponent	Score		
7	A	Stanford	36	90	
13	A	UCLA	58	92	
RPI 26-50					
RPI	S	Opponent	Score		
RPI 51-100					
RPI	S	Opponent	Score		
67	A	Montana St.	58	91	
RPI 101+					
RPI	S	Opponent	Score		
120	A	Idaho	65	70	
120	H	Idaho	46	57	
152	A	Montana	67	58	
152	H	Montana	55	70	
162	A	Wyoming	46	44	
167	A	Idaho St.	39	59	
167	H	Idaho St.	55	71	
175	A	Northern Ariz.	45	72	
175	H	Northern Ariz.	60	71	
185	A	Southern Utah	50	64	
185	H	Southern Utah	55	68	
192	A	Chattanooga	59	42	
201	A	Portland St.	78	51	
201	H	Portland St.	77	58	
206	H	San Francisco	83	90	
220	A	SMU	61	52	
229	A	Denver	55	74	
270	H	Air Force	72	62	
290	H	Colorado St.	58	75	
304	A	Sacramento St.	73	63	
304	H	Sacramento St.	90	73	
309	A	Eastern Wash.	67	61	
309	H	Eastern Wash.	63	42	
322	A	Weber St.	69	65	
322	H	Weber St.	60	65	

Non-Div I Games:

Northern Colo.

Loss, Non-Conf, S Site, H Home A Away N Neutral

Average RPI Win:	198	WON-LOST	WINNING	LAST 10	STRENGTH OF	OPP. STRENGTH	TEAM	ADJ.	CONF.	ADJ CONF.
Average RPI Loss:	101	RECORD	PCT. RANK	GAMES	SCHEDULE	OF SCHEDULE	RPI	RPI	RPI	RPI
DIV. I ONLY	10- 18	266	5-5	61	126	180	180	10	10	
DIV. I NON-CONF.	4- 7	225	0	69	172	156	156	10	10	
TOTALS	RPI 1-25	RPI 26-50	W-L RECORDS	RPI 51-100	RPI 101-150	RPI 150+				
10- 18	0- 3	0- 2	OVERALL	1- 6	1- 3	8- 4				
5- 8	0- 2	0- 0	HOME	1- 3	1- 2	3- 1				
4- 9	0- 1	0- 1	AWAY	0- 3	0- 1	4- 3				
1- 1	0- 0	0- 1	NEUTRAL	0- 0	0- 0	1- 0				
4- 7	0- 1	0- 2	NON-CONFERENCE	0- 2	0- 1	4- 1				
1- 3	0- 1	0- 0	HOME	0- 1	0- 1	1- 0				
2- 3	0- 0	0- 1	AWAY	0- 1	0- 0	2- 1				
1- 1	0- 0	0- 1	NEUTRAL	0- 0	0- 0	1- 0				
6- 11	0- 2	0- 0	CONFERENCE	1- 4	1- 2	4- 3				
4- 5	0- 1	0- 0	HOME	1- 2	1- 1	2- 1				
2- 6	0- 1	0- 0	AWAY	0- 2	0- 1	2- 2				
0- 0	0- 0	0- 0	NEUTRAL	0- 0	0- 0	0- 0				

RPI 1-25				RPI 26-50				RPI 51-100				RPI 101+ Team's RPI: 180			
RPI	S	Opponent	Score	RPI	S	Opponent	Score	RPI	S	Opponent	Score	RPI	S	Opponent	Score
18	A	Central Mich.	60 66	29	N	South Dakota	48 91	61	A	Illinois St.	66 69	122	H	Buffalo	64 63
18	H	Central Mich.	66 70	44	A	Purdue	63 68	70	A	Ball St.	89 97	125	H	Harvard	53 59
25	H	Drake	49 73					70	H	Ball St.	70 62	136	A	Western Mich.	50 63
								89	A	Ohio	67 87	136	H	Western Mich.	65 68
								89	H	Ohio	79 85	159	A	Akron	70 65
								97	H	Kent St.	71 79	160	H	Toledo	51 63
								100	H	Southern Ill.	61 80	183	A	Eastern Mich.	55 62
												183	H	Eastern Mich.	65 59
												208	H	Eastern Ill.	61 48
												210	N	Tennessee Tech	82 74
												216	A	Milwaukee	65 78
												228	A	Miami (OH)	64 66
												228	H	Miami (OH)	86 84
												238	A	Bowling Green	92 87
												267	A	North Dakota St.	74 68
												290	A	Colorado St.	80 75
LAST 10 Division I															
70	H	Ball St.	70 62	136	H	Western Mich.	65 68								
136	A	Western Mich.	50 63	228	H	Miami (OH)	86 84								
183	H	Eastern Mich.	65 59	238	A	Bowling Green	92 87								
18	H	Central Mich.	66 70	18	A	Central Mich.	60 66								
70	A	Ball St.	89 97	122	H	Buffalo	64 63								

Non-Div I Games:

Northern Ill.

■ Loss, 
 ■ Non-Conf, 
 ■ S Site, 
 ■ H Home 
 ■ A Away 
 N Neutral

Northern Ky.

Through Games Of March 4, 2020

Average RPI Win:	264	WON-LOST	WINNING	LAST 10	STRENGTH OF	OPP. STRENGTH	TEAM	ADJ.	CONF.	ADJ CONF.
Average RPI Loss:	145	RECORD	PCT. RANK	GAMES	SCHEDULE	OF SCHEDULE	RPI	RPI	RPI	RPI
DIV. I ONLY	19- 11	94	8-2	314	231	181	181	22	22	
DIV. I NON-CONF.	6- 5	151	0	303	155	215	215	22	22	
TOTALS	RPI 1-25	RPI 26-50	W-L RECORDS	RPI 51-100	RPI 101-150	RPI 150+				
19- 11	0- 1	0- 0	OVERALL	1- 3	1- 1	17- 6				
11- 4	0- 1	0- 0	HOME	1- 1	1- 0	9- 2				
7- 7	0- 0	0- 0	AWAY	0- 2	0- 1	7- 4				
1- 0	0- 0	0- 0	NEUTRAL	0- 0	0- 0	1- 0				
6- 5	0- 1	0- 0	NON-CONFERENCE	0- 2	0- 0	6- 2				
3- 2	0- 1	0- 0	HOME	0- 1	0- 0	3- 0				
2- 3	0- 0	0- 0	AWAY	0- 1	0- 0	2- 2				
1- 0	0- 0	0- 0	NEUTRAL	0- 0	0- 0	1- 0				
13- 6	0- 0	0- 0	CONFERENCE	1- 1	1- 1	11- 4				
8- 2	0- 0	0- 0	HOME	1- 0	1- 0	6- 2				
5- 4	0- 0	0- 0	AWAY	0- 1	0- 1	5- 2				
0- 0	0- 0	0- 0	NEUTRAL	0- 0	0- 0	0- 0				

RPI	S	Opponent	Score	RPI	S	Opponent	Score	RPI	S	Opponent	Score	RPI	S	Opponent	Score	Team's RPI: 181
5	H	Louisville	57 85					52	A	Belmont	45 62	117	A	Green Bay	44 65	
								78	A	IUPUI	61 89	117	H	Green Bay	63 43	
								78	H	IUPUI	65 62	156	A	Wright St.	69 79	
								95	H	Saint Louis	42 67	156	H	Wright St.	55 63	
												197	A	Cleveland St.	62 66	
												197	H	Cleveland St.	68 73	
												216	A	Milwaukee	61 49	
												216	H	Milwaukee	61 37	
												231	H	Central Ark.	72 56	
												235	N	Jacksonville St.	66 63	
												256	A	Lipscomb	69 71	
												259	A	Youngstown St.	59 55	
												259	H	Youngstown St.	75 56	
												266	H	Wofford	80 72	
												273	A	Indiana St.	70 68	
												285	A	Oakland	67 65	
												285	H	Oakland	69 60	
												287	A	Eastern Ky.	62 69	
												302	A	FIU	67 45	
												317	H	Omaha	57 40	
												331	A	Detroit Mercy	82 61	
												331	H	Detroit Mercy	72 60	
												331	H	Detroit Mercy	94 47	
												340	A	UIC	88 46	
												340	H	UIC	78 35	
LAST 10 Division I																
331	H	Detroit Mercy	94 47	340	H	UIC	78 35									
285	A	Oakland	67 65	259	A	Youngstown St.	59 55									
331	A	Detroit Mercy	82 61	197	A	Cleveland St.	62 66									
156	A	Wright St.	69 79	117	H	Green Bay	63 43									
78	H	IUPUI	65 62	216	H	Milwaukee	61 37									

Non-Div I Games:

Northern Ky.

Loss, Non-Conf, S Site, H Home A Away N Neutral



## Northwestern

Through Games Of March 4, 2020

Average RPI Win:	113	WON-LOST	WINNING	LAST 10	STRENGTH OF	OPP. STRENGTH	TEAM	ADJ.	CONF.	ADJ CONF.
Average RPI Loss:	12	RECORD	PCT. RANK	GAMES	SCHEDULE	OF SCHEDULE	RPI	RPI	RPI	RPI
DIV. I ONLY	26- 3	8	9-1	40	1	8	8	2	2	
DIV. I NON-CONF.	10- 1	20	0	103	14	25	25	1	1	
TOTALS	RPI 1-25	RPI 26-50	W-L RECORDS	RPI 51-100	RPI 101-150	RPI 150+				
26- 3	4- 3	5- 0	OVERALL	5- 0	4- 0	8- 0				
14- 2	1- 2	3- 0	HOME	3- 0	3- 0	4- 0				
10- 1	3- 1	2- 0	AWAY	2- 0	1- 0	2- 0				
2- 0	0- 0	0- 0	NEUTRAL	0- 0	0- 0	2- 0				
10- 1	1- 1	1- 0	NON-CONFERENCE	1- 0	3- 0	4- 0				
6- 1	0- 1	0- 0	HOME	1- 0	3- 0	2- 0				
2- 0	1- 0	1- 0	AWAY	0- 0	0- 0	0- 0				
2- 0	0- 0	0- 0	NEUTRAL	0- 0	0- 0	2- 0				
16- 2	3- 2	4- 0	CONFERENCE	4- 0	1- 0	4- 0				
8- 1	1- 1	3- 0	HOME	2- 0	0- 0	2- 0				
8- 1	2- 1	1- 0	AWAY	2- 0	1- 0	2- 0				
0- 0	0- 0	0- 0	NEUTRAL	0- 0	0- 0	0- 0				

RPI	S	Opponent	Score	RPI	S	Opponent	Score	RPI	S	Opponent	Score	RPI	S	Opponent	Score
3	A	Maryland	61 70	28	A	Marquette	64 56	63	H	Boston College	66 63	102	H	UT Arlington	74 47
3	H	Maryland	81 58	39	A	Michigan	66 60	87	A	Minnesota	56 54	108	H	Colgate	73 44
12	H	Iowa	51 77	39	H	Michigan	81 73	88	H	Nebraska	60 56	143	A	Wisconsin	82 66
15	A	Indiana	71 69	42	H	Rutgers	82 65	94	A	Michigan St.	76 48	148	H	Valparaiso	69 48
20	H	DePaul	68 70	44	H	Purdue	61 56	94	H	Michigan St.	85 55	172	H	Dartmouth	79 37
22	A	Ohio St.	69 55									200	A	Illinois	77 50
24	A	Duke	63 42									200	H	Illinois	75 58
												215	A	Penn St.	82 59
												215	H	Penn St.	85 59
												234	N	East Carolina	64 45
												262	N	Xavier	79 59
												268	H	Loyola Maryland	67 46
LAST 10 Division I															
200	H	Illinois	75 58	39	A	Michigan	66 60								
22	A	Ohio St.	69 55	94	H	Michigan St.	85 55								
143	A	Wisconsin	82 66	215	A	Penn St.	82 59								
42	H	Rutgers	82 65	39	H	Michigan	81 73								
88	H	Nebraska	60 56	3	A	Maryland	61 70								

Non-Div I Games:

Northwestern

■ Loss, 
 ■ Non-Conf, S Site, 
 ■ Home 
 ■ Away 
 N Neutral

Through Games Of March 17, 1980										
Average RPI Win:	318	WON-LOST	WINNING	LAST 10	STRENGTH OF	OPP. STRENGTH	TEAM	ADJ.	CONF.	ADJ CONF.
Average RPI Loss:	185	RECORD	PCT. RANK	GAMES	SCHEDULE	OF SCHEDULE	RPI	RPI	RPI	RPI
DIV. I ONLY	5- 20	318	2-8	299	295	336	336	23	23	
DIV. I NON-CONF.	1- 5	313	0	228	280	324	324	24	24	
TOTALS	RPI 1-25	RPI 26-50	W-L RECORDS	RPI 51-100	RPI 101-150	RPI 150+				
5- 20	0- 0	0- 2	OVERALL	0- 4	0- 1	5- 13				
4- 8	0- 0	0- 0	HOME	0- 2	0- 0	4- 6				
1- 12	0- 0	0- 2	AWAY	0- 2	0- 1	1- 7				
0- 0	0- 0	0- 0	NEUTRAL	0- 0	0- 0	0- 0				
1- 5	0- 0	0- 2	NON-CONFERENCE	0- 0	0- 1	1- 2				
1- 1	0- 0	0- 0	HOME	0- 0	0- 0	1- 1				
0- 4	0- 0	0- 2	AWAY	0- 0	0- 1	0- 1				
0- 0	0- 0	0- 0	NEUTRAL	0- 0	0- 0	0- 0				
4- 15	0- 0	0- 0	CONFERENCE	0- 4	0- 0	4- 11				
3- 7	0- 0	0- 0	HOME	0- 2	0- 0	3- 5				
1- 8	0- 0	0- 0	AWAY	0- 2	0- 0	1- 6				
0- 0	0- 0	0- 0	NEUTRAL	0- 0	0- 0	0- 0				

RPI 1-25				RPI 26-50				RPI 51-100				RPI 101+				Team's RPI: 336	
RPI	S	Opponent	Score	RPI	S	Opponent	Score	RPI	S	Opponent	Score	RPI	S	Opponent	Score		
				31	A	Arkansas	39 99	66	H	A&M-Corpus Christi	59 72	142	A	Texas Tech	49 79		
				46	A	Texas	49 91	91	A	Abilene Christian	69 84	153	H	Sam Houston St.	69 79		
								93	A	SFA	40 89	158	H	Jackson St.	49 66		
								93	H	SFA	45 61	173	A	New Orleans	76 82		
												173	H	New Orleans	63 77		
												231	H	Central Ark.	44 51		
												248	A	Southeastern La.	41 66		
												248	H	Southeastern La.	56 72		
												257	A	Nicholls St.	66 73		
												257	H	Nicholls St.	58 54		
												260	A	Lamar University	58 61		
												272	A	Incarnate Word	39 76		
												272	H	Incarnate Word	67 69		
												321	A	Houston Baptist	54 46		
												321	H	Houston Baptist	69 60		
												345	A	McNeese	51 61		
												345	H	McNeese	70 60		
												347	H	Grambling	65 61		
												348	A	La.-Monroe	54 63		
LAST 10 Division I																	
				173	A	New Orleans	76 82	272	A	Incarnate Word	39 76						
				248	A	Southeastern La.	41 66	321	A	Houston Baptist	54 46						
				93	H	SFA	45 61	91	A	Abilene Christian	69 84						
				257	A	Nicholls St.	66 73	231	H	Central Ark.	44 51						
				345	H	McNeese	70 60	173	H	New Orleans	63 77						

Northwestern St.

■ Loss, ■ Non-Conf, S Site, H Home A Away N Neutral

Notre Dame

Through Games Of March 4, 2020

Average RPI Win:	137	WON-LOST	WINNING	LAST 10	STRENGTH OF	OPP. STRENGTH	TEAM	ADJ.	CONF.	ADJ CONF.
Average RPI Loss:	70	RECORD	PCT. RANK	GAMES	SCHEDULE	OF SCHEDULE	RPI	RPI	RPI	RPI
DIV. I ONLY	13- 18	224	6-4	30	25	113	113	5	5	
DIV. I NON-CONF.	5- 7	205	0	10	7	91	91	4	4	
TOTALS	RPI 1-25	RPI 26-50	W-L RECORDS	RPI 51-100	RPI 101-150	RPI 150+				
13- 18	0- 6	2- 2	OVERALL	3- 7	4- 1	4- 2				
6- 9	0- 3	0- 1	HOME	0- 4	3- 0	3- 1				
6- 6	0- 3	2- 0	AWAY	2- 2	1- 1	1- 0				
1- 3	0- 0	0- 1	NEUTRAL	1- 1	0- 0	0- 1				
5- 7	0- 2	1- 1	NON-CONFERENCE	2- 4	0- 0	2- 0				
2- 4	0- 1	0- 0	HOME	0- 3	0- 0	2- 0				
2- 1	0- 1	1- 0	AWAY	1- 0	0- 0	0- 0				
1- 2	0- 0	0- 1	NEUTRAL	1- 1	0- 0	0- 0				
8- 11	0- 4	1- 1	CONFERENCE	1- 3	4- 1	2- 2				
4- 5	0- 2	0- 1	HOME	0- 1	3- 0	1- 1				
4- 5	0- 2	1- 0	AWAY	1- 2	1- 1	1- 0				
0- 1	0- 0	0- 0	NEUTRAL	0- 0	0- 0	0- 1				

RPI S	Opponent	Score	RPI S	Opponent	Score	RPI S	Opponent	Score	RPI S	Opponent	Score	Team's RPI: 113
5	A Louisville	49 82	33	H Virginia Tech	62 68	58	A Virginia	60 90	101	A Syracuse	63 74	
5	H Louisville	54 86	35	N FGCU	60 69	59	H Tennessee	63 74	101	H Syracuse	72 70	
6	A UConn	57 81	38	A Florida St.	70 67	63	A Boston College	55 56	110	H Miami (FL)	76 53	
20	H DePaul	94 105	39	A Michigan	76 72	63	H Boston College	65 75	116	A Wake Forest	75 71	
21	H NC State	56 90				69	N South Fla.	67 51	146	H North Carolina	83 65	
24	A Duke	47 50				72	A Georgia Tech	59 51	160	H Toledo	54 51	
						73	N South Dakota St.	59 65	218	H Clemson	55 71	
						87	H Minnesota	67 75	268	H Loyola Maryland	84 60	
						90	A Fordham	60 55	286	A Pittsburgh	60 52	
						94	H Michigan St.	69 72	286	H Pittsburgh	74 52	
									286	N Pittsburgh	65 67	
LAST 10 Division I												
286	N Pittsburgh	65 67	5	A Louisville	49 82							
38	A Florida St.	70 67	63	A Boston College	55 56							
146	H North Carolina	83 65	286	H Pittsburgh	74 52							
101	H Syracuse	72 70	116	A Wake Forest	75 71							
33	H Virginia Tech	62 68	72	A Georgia Tech	59 51							

Non-Div I Games:

Notre Dame

Loss, Non-Conf, S Site, H Home A Away N Neutral

RPI	S	Opponent	Score
18	H	Central Mich.	47 65

RPI	S	Opponent	Score
39	A	Michigan	64 79
41	H	Bradley	58 74

RPI	S	Opponent	Score
78	A	IUPUI	41 76
78	H	IUPUI	63 89
94	A	Michigan St.	56 76

RPI	S	Opponent	Score
117	A	Green Bay	51 76
117	H	Green Bay	93 88
156	A	Wright St.	66 85
156	H	Wright St.	60 77
181	A	Northern Ky.	60 69
181	H	Northern Ky.	65 67
197	A	Cleveland St.	64 83
197	H	Cleveland St.	58 79
216	A	Milwaukee	65 73
216	A	Milwaukee	67 74
216	H	Milwaukee	78 62
235	N	Jacksonville St.	61 55
259	A	Youngstown St.	86 73
259	H	Youngstown St.	74 79
282	A	Niagara	63 77
292	A	St. Bonaventure	66 80
302	A	FIU	58 49
331	A	Detroit Mercy	71 57
331	H	Detroit Mercy	65 60
340	A	UIC	64 70
340	H	UIC	63 46
349	A	Chicago St.	98 70

RPI	S	Opponent	Score
216	A	Milwaukee	65 73
181	H	Northern Ky.	65 67
156	H	Wright St.	60 77
259	A	Youngstown St.	86 73
197	A	Cleveland St.	64 83

RPI	S	Opponent	Score
117	A	Green Bay	51 76
216	A	Milwaukee	67 74
78	H	IUPUI	63 89
340	H	UIC	63 46
331	H	Detroit Mercy	65 60

Page 220

Average RPI Win:	171	WON-LOST	WINNING	LAST 10	STRENGTH OF	OPP. STRENGTH	TEAM	ADJ.	CONF.	ADJ CONF.
Average RPI Loss:	95	RECORD	PCT. RANK	GAMES	SCHEDULE	OF SCHEDULE	RPI	RPI	RPI	RPI
DIV. I ONLY	17- 11	111	5-5	112	83	89	89	10	10	
DIV. I NON-CONF.	7- 4	100	0	138	33	75	75	10	10	
TOTALS	RPI 1-25	RPI 26-50	W-L RECORDS	RPI 51-100	RPI 101-150	RPI 150+				
17- 11	1- 3	0- 1	OVERALL	3- 2	1- 3	12- 2				
10- 2	0- 1	0- 0	HOME	3- 0	0- 1	7- 0				
6- 8	1- 2	0- 1	AWAY	0- 1	1- 2	4- 2				
1- 1	0- 0	0- 0	NEUTRAL	0- 1	0- 0	1- 0				
7- 4	1- 1	0- 1	NON-CONFERENCE	1- 1	0- 1	5- 0				
4- 0	0- 0	0- 0	HOME	1- 0	0- 0	3- 0				
2- 3	1- 1	0- 1	AWAY	0- 0	0- 1	1- 0				
1- 1	0- 0	0- 0	NEUTRAL	0- 1	0- 0	1- 0				
10- 7	0- 2	0- 0	CONFERENCE	2- 1	1- 2	7- 2				
6- 2	0- 1	0- 0	HOME	2- 0	0- 1	4- 0				
4- 5	0- 1	0- 0	AWAY	0- 1	1- 1	3- 2				
0- 0	0- 0	0- 0	NEUTRAL	0- 0	0- 0	0- 0				

RPI 1-25				RPI 26-50				RPI 51-100 Team's RPI: 89				RPI 101+			
RPI	S	Opponent	Score	RPI	S	Opponent	Score	RPI	S	Opponent	Score	RPI	S	Opponent	Score
18	A	Central Mich.	90 92	46	A	Texas	60 73	70	H	Ball St.	79 71	101	A	Syracuse	54 66
18	H	Central Mich.	71 73					78	H	IUPUI	70 64	122	A	Buffalo	76 65
19	A	TCU	72 79					96	N	Butler	55 60	122	H	Buffalo	62 63
22	A	Ohio St.	74 68					97	A	Kent St.	77 81	136	A	Western Mich.	72 73
								97	H	Kent St.	63 57	159	A	Akron	76 79
												159	H	Akron	70 57
												160	H	Toledo	86 58
												180	A	Northern Ill.	85 79
												180	H	Northern Ill.	87 67
												183	A	Eastern Mich.	75 65
												192	A	Chattanooga	70 58
												199	H	American	81 69
												228	A	Miami (OH)	84 70
												238	A	Bowling Green	68 82
												238	H	Bowling Green	79 69
												243	H	Marshall	67 51
												272	H	Incarnate Word	78 41
												286	N	Pittsburgh	72 50
LAST 10 Division I															
				97	A	Kent St.	77 81	228	A	Miami (OH)	84 70				
				122	H	Buffalo	62 63	97	H	Kent St.	63 57				
				238	A	Bowling Green	68 82	183	A	Eastern Mich.	75 65				
				159	A	Akron	76 79	18	A	Central Mich.	90 92				
				160	H	Toledo	86 58	159	H	Akron	70 57				

Non-Div I Games:

Ohio

■ Loss, 
 ■ Non-Conf, 
 ■ S Site, 
 ■ Home 
 ■ A Away 
 N Neutral

Average RPI Win:	116	WON-LOST	WINNING	LAST 10	STRENGTH OF	OPP. STRENGTH	TEAM	ADJ.	CONF.	ADJ CONF.
Average RPI Loss:	31	RECORD	PCT. RANK	GAMES	SCHEDULE	OF SCHEDULE	RPI	RPI	RPI	RPI
DIV. I ONLY	18- 11	98	7-3	3	12	22	22	2	2	
DIV. I NON-CONF.	7- 4	100	0	3	58	14	14	1	1	
TOTALS	RPI 1-25	RPI 26-50	W-L RECORDS	RPI 51-100	RPI 101-150	RPI 150+				
18- 11	2- 6	2- 3	OVERALL	7- 2	2- 0	5- 0				
8- 5	1- 3	1- 1	HOME	2- 1	1- 0	3- 0				
8- 5	1- 3	1- 1	AWAY	4- 1	0- 0	2- 0				
2- 1	0- 0	0- 1	NEUTRAL	1- 0	1- 0	0- 0				
7- 4	1- 2	0- 1	NON-CONFERENCE	3- 1	1- 0	2- 0				
2- 2	1- 1	0- 0	HOME	0- 1	0- 0	1- 0				
3- 1	0- 1	0- 0	AWAY	2- 0	0- 0	1- 0				
2- 1	0- 0	0- 1	NEUTRAL	1- 0	1- 0	0- 0				
11- 7	1- 4	2- 2	CONFERENCE	4- 1	1- 0	3- 0				
6- 3	0- 2	1- 1	HOME	2- 0	1- 0	2- 0				
5- 4	1- 2	1- 1	AWAY	2- 1	0- 0	1- 0				
0- 0	0- 0	0- 0	NEUTRAL	0- 0	0- 0	0- 0				

RPI	S	Opponent	Score	RPI	S	Opponent	Score	RPI	S	Opponent	Score	RPI	S	Opponent	Score
3	A	Maryland	62 72	29	N	South Dakota	53 68	76	N	UNI	64 46	143	H	Wisconsin	82 74
3	H	Maryland	65 85	39	H	Michigan	78 69	79	A	Cincinnati	78 73	148	N	Valparaiso	89 38
5	H	Louisville	67 60	42	A	Rutgers	57 59	87	A	Minnesota	66 63	179	H	Radford	70 57
6	H	UConn	62 73	44	A	Purdue	77 56	87	H	Minnesota	99 76	200	A	Illinois	78 58
7	A	Stanford	52 71	44	H	Purdue	50 66	88	A	Nebraska	80 74	200	H	Illinois	77 47
8	H	Northwestern	55 69					88	H	Nebraska	65 52	215	H	Penn St.	80 70
12	A	Iowa	68 77					89	H	Ohio	68 74	304	A	Sacramento St.	104 74
15	A	Indiana	80 76					94	A	Michigan St.	65 68				
								97	A	Kent St.	75 65				
LAST 10 Division I															
44	A	Purdue	77 56	87	H	Minnesota	99 76								
8	H	Northwestern	55 69	143	H	Wisconsin	82 74								
42	A	Rutgers	57 59	200	A	Illinois	78 58								
88	H	Nebraska	65 52	88	A	Nebraska	80 74								
15	A	Indiana	80 76	3	H	Maryland	65 85								

Non-Div I Games:

Ohio St.

Average RPI Win:	97	WON-LOST	WINNING	LAST 10	STRENGTH OF	OPP. STRENGTH	TEAM	ADJ.	CONF.	ADJ CONF.
Average RPI Loss:	64	RECORD	PCT. RANK	GAMES	SCHEDULE	OF SCHEDULE	RPI	RPI	RPI	RPI
DIV. I ONLY	12- 17	228	2-8	1	33	80	80	3	3	
DIV. I NON-CONF.	7- 5	131	0	4	111	48	48	3	3	
TOTALS	RPI 1-25	RPI 26-50	W-L RECORDS	RPI 51-100	RPI 101-150	RPI 150+				
12- 17	1- 6	2- 4	OVERALL	5- 3	2- 2	2- 2				
9- 7	1- 3	2- 1	HOME	3- 2	1- 1	2- 0				
3- 9	0- 2	0- 3	AWAY	2- 1	1- 1	0- 2				
0- 1	0- 1	0- 0	NEUTRAL	0- 0	0- 0	0- 0				
7- 5	1- 2	1- 1	NON-CONFERENCE	2- 0	1- 0	2- 2				
7- 1	1- 1	1- 0	HOME	2- 0	1- 0	2- 0				
0- 3	0- 0	0- 1	AWAY	0- 0	0- 0	0- 2				
0- 1	0- 1	0- 0	NEUTRAL	0- 0	0- 0	0- 0				
5- 12	0- 4	1- 3	CONFERENCE	3- 3	1- 2	0- 0				
2- 6	0- 2	1- 1	HOME	1- 2	0- 1	0- 0				
3- 6	0- 2	0- 2	AWAY	2- 1	1- 1	0- 0				
0- 0	0- 0	0- 0	NEUTRAL	0- 0	0- 0	0- 0				

RPI 1-25				RPI 26-50				RPI 51-100				RPI 101+			
RPI	S	Opponent	Score	RPI	S	Opponent	Score	RPI	S	Opponent	Score	RPI	S	Opponent	Score
4	A	Baylor	69 101	32	A	Western Ky.	63 74	56	A	West Virginia	73 49	121	A	Kansas	94 82
4	H	Baylor	56 77	34	H	LSU	90 68	56	H	West Virginia	68 58	121	H	Kansas	80 83
6	N	UConn	53 97	46	A	Texas	76 86	60	A	Oklahoma St.	77 75	126	H	UAB	82 75
9	H	Missouri St.	90 96	46	H	Texas	53 70	60	H	Oklahoma St.	69 73	142	A	Texas Tech	84 89
19	A	TCU	71 96	48	A	Iowa St.	59 63	74	A	Kansas St.	74 92	153	H	Sam Houston St.	95 71
19	H	TCU	63 82	48	H	Iowa St.	81 72	74	H	Kansas St.	85 87	170	A	Wichita St.	83 88
25	H	Drake	93 84					91	H	Abilene Christian	78 65	211	A	Houston	69 85
								93	H	SFA	75 62	297	H	Prairie View	94 48
LAST 10 Division I															
19	A	TCU	71 96	60	H	Oklahoma St.	69 73								
46	A	Texas	76 86	48	A	Iowa St.	59 63								
121	H	Kansas	80 83	56	H	West Virginia	68 58								
4	A	Baylor	69 101	121	A	Kansas	94 82								
74	H	Kansas St.	85 87	46	H	Texas	53 70								

Non-Div I Games:

Oklahoma

■ Loss, 
■ Non-Conf, S Site, 
■ Home 
■ Away 
N Neutral

Average RPI Win:	138	WON-LOST	WINNING	LAST 10	STRENGTH OF	OPP. STRENGTH	TEAM	ADJ.	CONF.	ADJ CONF.
Average RPI Loss:	45	RECORD	PCT. RANK	GAMES	SCHEDULE	OF SCHEDULE	RPI	RPI	RPI	RPI
DIV. I ONLY	15- 14	163	3-7	6	40	60	60	3	3	
DIV. I NON-CONF.	9- 3	63	0	23	113	27	27	3	3	
<hr/>										
TOTALS	RPI 1-25	RPI 26-50	W-L RECORDS	RPI 51-100	RPI 101-150	RPI 150+				
15- 14	0- 7	0- 3	OVERALL	5- 2	5- 2	5- 0				
10- 6	0- 2	0- 2	HOME	2- 2	4- 0	4- 0				
4- 6	0- 3	0- 1	AWAY	3- 0	0- 2	1- 0				
1- 2	0- 2	0- 0	NEUTRAL	0- 0	1- 0	0- 0				
9- 3	0- 3	0- 0	NON-CONFERENCE	1- 0	3- 0	5- 0				
7- 0	0- 0	0- 0	HOME	1- 0	2- 0	4- 0				
1- 1	0- 1	0- 0	AWAY	0- 0	0- 0	1- 0				
1- 2	0- 2	0- 0	NEUTRAL	0- 0	1- 0	0- 0				
6- 11	0- 4	0- 3	CONFERENCE	4- 2	2- 2	0- 0				
3- 6	0- 2	0- 2	HOME	1- 2	2- 0	0- 0				
3- 5	0- 2	0- 1	AWAY	3- 0	0- 2	0- 0				
0- 0	0- 0	0- 0	NEUTRAL	0- 0	0- 0	0- 0				

RPI 1-25				RPI 26-50				RPI 51-100				Team's RPI: 60				RPI 101+			
RPI	S	Opponent	Score	RPI	S	Opponent	Score	RPI	S	Opponent	Score	RPI	S	Opponent	Score	RPI	S	Opponent	Score
2	N	Oregon	72 89	46	H	Texas	56 61	56	A	West Virginia	57 55	102	N	UT Arlington	60 47				
4	A	Baylor	48 94	48	A	Iowa St.	63 74	56	H	West Virginia	60 57	120	H	Idaho	62 47				
4	H	Baylor	42 69	48	H	Iowa St.	63 64	62	H	Rice	69 38	121	A	Kansas	69 77				
5	N	Louisville	48 69					74	A	Kansas St.	70 63	121	H	Kansas	67 49				
16	A	Texas A&M	62 74					74	H	Kansas St.	52 62	123	H	Duquesne	84 41				
19	A	TCU	37 49					80	A	Oklahoma	73 69	142	A	Texas Tech	79 109				
19	H	TCU	68 72					80	H	Oklahoma	75 77	142	H	Texas Tech	74 58				
																167	H	Idaho St.	70 52
																214	H	Oral Roberts	78 44
																244	A	Tulsa	78 48
																254	H	Southern U.	72 59
																260	H	Lamar University	74 53
LAST 10 Division I																			
74	H	Kansas St.	52 62	80	A	Oklahoma	73 69												
121	A	Kansas	69 77	56	H	West Virginia	60 57												
142	H	Texas Tech	74 58	48	A	Iowa St.	63 74												
19	A	TCU	37 49	142	A	Texas Tech	79 109												
4	H	Baylor	42 69	19	H	TCU	68 72												

Non-Div I Games:

Oklahoma St.

■ Loss, 
 ■ Non-Conf, 
 ■ S Site, 
 ■ H Home 
 ■ A Away 
 N Neutral



Old Dominion

Through Games Of March 4, 2020

Average RPI Win:	182	WON-LOST	WINNING	LAST 10	STRENGTH OF	OPP. STRENGTH	TEAM	ADJ.	CONF.	ADJ CONF.
Average RPI Loss:	84	RECORD	PCT. RANK	GAMES	SCHEDULE	OF SCHEDULE	RPI	RPI	RPI	RPI
DIV. I ONLY	24- 4	16	9-1	109	144	23	23	13	13	
DIV. I NON-CONF.	10- 2	29	0	109	166	30	30	16	16	
TOTALS	RPI 1-25	RPI 26-50	W-L RECORDS	RPI 51-100	RPI 101-150	RPI 150+				
24- 4	0- 0	1- 0	OVERALL	3- 3	7- 1	13- 0				
14- 0	0- 0	1- 0	HOME	2- 0	4- 0	7- 0				
9- 4	0- 0	0- 0	AWAY	1- 3	2- 1	6- 0				
1- 0	0- 0	0- 0	NEUTRAL	0- 0	1- 0	0- 0				
10- 2	0- 0	0- 0	NON-CONFERENCE	0- 2	7- 0	3- 0				
6- 0	0- 0	0- 0	HOME	0- 0	4- 0	2- 0				
3- 2	0- 0	0- 0	AWAY	0- 2	2- 0	1- 0				
1- 0	0- 0	0- 0	NEUTRAL	0- 0	1- 0	0- 0				
14- 2	0- 0	1- 0	CONFERENCE	3- 1	0- 1	10- 0				
8- 0	0- 0	1- 0	HOME	2- 0	0- 0	5- 0				
6- 2	0- 0	0- 0	AWAY	1- 1	0- 1	5- 0				
0- 0	0- 0	0- 0	NEUTRAL	0- 0	0- 0	0- 0				

RPI S	Opponent	Score	RPI S	Opponent	Score	RPI S	Opponent	Score	RPI S	Opponent	Score
32	H Western Ky.	76 65	51	A Middle Tenn.	67 56	105	A Auburn	89 77	107	A William & Mary	69 58
			53	A Charlotte	59 63	119	H Richmond	73 51	120	N Idaho	67 55
			53	H Charlotte	54 51	126	A UAB	65 76	129	H Campbell	59 44
			58	A Virginia	53 56	133	H Hampton	75 38	141	H Mt. St. Mary's	85 34
			62	H Rice	66 59	191	A Fla. Atlantic	75 63	191	H Fla. Atlantic	60 49
			98	A VCU	49 62	207	H Southern Miss.	67 50	212	A UTEP	77 69
						243	A Marshall	64 54	243	H Marshall	57 46
						250	H North Texas	71 66	265	H Winthrop	68 44
						275	H Louisiana Tech	77 61	302	A FIU	66 39
						310	A Cal Poly	61 55	313	A UTSA	62 43
						315	H UMES	48 39			
LAST 10 Division I											
191	H Fla. Atlantic	60 49	212	A UTEP	77 69						
243	A Marshall	64 54	313	A UTSA	62 43						
53	A Charlotte	59 63	275	H Louisiana Tech	77 61						
250	H North Texas	71 66	207	H Southern Miss.	67 50						
62	H Rice	66 59	191	A Fla. Atlantic	75 63						

Non-Div I Games:

Old Dominion

Loss, Non-Conf, S Site, H Home A Away N Neutral

Average RPI Win:	296	WON-LOST	WINNING	LAST 10	STRENGTH OF	OPP. STRENGTH	TEAM	ADJ.	CONF.	ADJ CONF.
Average RPI Loss:	102	RECORD	PCT. RANK	GAMES	SCHEDULE	OF SCHEDULE	RPI	RPI	RPI	RPI
DIV. I ONLY	7- 23	308	0-10	139	94	294	294	4	4	
DIV. I NON-CONF.	7- 6	161	0	312	350	296	296	5	5	
TOTALS	RPI 1-25	RPI 26-50	W-L RECORDS	RPI 51-100	RPI 101-150	RPI 150+				
7- 23	0- 4	0- 3	OVERALL	0- 4	0- 5	7- 7				
6- 11	0- 2	0- 2	HOME	0- 3	0- 1	6- 3				
0- 10	0- 2	0- 1	AWAY	0- 1	0- 4	0- 2				
1- 2	0- 0	0- 0	NEUTRAL	0- 0	0- 0	1- 2				
7- 6	0- 0	0- 0	NON-CONFERENCE	0- 0	0- 2	7- 4				
6- 3	0- 0	0- 0	HOME	0- 0	0- 1	6- 2				
0- 2	0- 0	0- 0	AWAY	0- 0	0- 1	0- 1				
1- 1	0- 0	0- 0	NEUTRAL	0- 0	0- 0	1- 1				
0- 17	0- 4	0- 3	CONFERENCE	0- 4	0- 3	0- 3				
0- 8	0- 2	0- 2	HOME	0- 3	0- 0	0- 1				
0- 8	0- 2	0- 1	AWAY	0- 1	0- 3	0- 1				
0- 1	0- 0	0- 0	NEUTRAL	0- 0	0- 0	0- 1				

RPI 1-25				RPI 26-50				RPI 51-100				RPI 101+ Team's RPI: 294			
RPI	S	Opponent	Score	RPI	S	Opponent	Score	RPI	S	Opponent	Score	RPI	S	Opponent	Score
1	H	South Carolina	32 87	26	H	Kentucky	52 94	57	H	Alabama	56 57	105	A	Auburn	43 59
14	A	Mississippi St.	39 80	31	H	Arkansas	64 108	59	A	Tennessee	66 77	109	H	Southeast Mo. St.	53 70
14	H	Mississippi St.	59 84	34	A	LSU	44 52	59	H	Tennessee	28 84	118	A	Vanderbilt	47 63
16	A	Texas A&M	35 79					71	H	Georgia	51 58	134	A	Florida	72 74
												142	A	Texas Tech	48 84
												153	H	Sam Houston St.	75 69
												166	A	Missouri	67 82
												166	H	Missouri	57 71
												166	N	Missouri	53 64
												173	H	New Orleans	64 69
												189	H	Louisiana	42 53
												207	A	Southern Miss.	53 59
												275	H	Louisiana Tech	76 53
												286	N	Pittsburgh	50 58
												299	H	Ga. Southern	69 66
												320	H	Alabama St.	93 66
												324	N	Alcorn	73 55
												348	H	La.-Monroe	66 42
												351	H	Mississippi Val.	72 53
LAST 10 Division I															
166	N	Missouri	53 64	31	H	Arkansas	64 108								
14	H	Mississippi St.	59 84	134	A	Florida	72 74								
59	A	Tennessee	66 77	118	A	Vanderbilt	47 63								
166	A	Missouri	67 82	57	H	Alabama	56 57								
26	H	Kentucky	52 94	1	H	South Carolina	32 87								

Non-Div I Games:

Ole Miss

■ Loss, 
 ■ Non-Conf, 
 ■ S Site, 
 ■ H Home 
 ■ A Away 
 N Neutral

Average RPI Win: <b>272</b>	WON-LOST	WINNING	LAST 10	STRENGTH OF	OPP. STRENGTH	TEAM	ADJ.	CONF.	ADJ CONF.
Average RPI Loss: <b>164</b>	RECORD	PCT. RANK	GAMES	SCHEDULE	OF SCHEDULE	RPI	RPI	RPI	RPI
DIV. I ONLY	5- 22	322	1-9	180	262	317	317	19	19
DIV. I NON-CONF.	3- 8	268	0	105	320	263	263	18	18
TOTALS	RPI 1-25	RPI 26-50	W-L RECORDS	RPI 51-100	RPI 101-150	RPI 150+			
5- 22	0- 0	0- 3	OVERALL	0- 5	0- 1	5- 13			
3- 10	0- 0	0- 2	HOME	0- 2	0- 0	3- 6			
1- 11	0- 0	0- 1	AWAY	0- 2	0- 1	1- 7			
1- 1	0- 0	0- 0	NEUTRAL	0- 1	0- 0	1- 0			
3- 8	0- 0	0- 1	NON-CONFERENCE	0- 3	0- 1	3- 3			
2- 3	0- 0	0- 1	HOME	0- 1	0- 0	2- 1			
0- 4	0- 0	0- 0	AWAY	0- 1	0- 1	0- 2			
1- 1	0- 0	0- 0	NEUTRAL	0- 1	0- 0	1- 0			
2- 14	0- 0	0- 2	CONFERENCE	0- 2	0- 0	2- 10			
1- 7	0- 0	0- 1	HOME	0- 1	0- 0	1- 5			
1- 7	0- 0	0- 1	AWAY	0- 1	0- 0	1- 5			
0- 0	0- 0	0- 0	NEUTRAL	0- 0	0- 0	0- 0			

RPI S	Opponent	Score	RPI S	Opponent	Score	RPI S	Opponent	Score	RPI S	Opponent	Score	Team's RPI: 317
29	A South Dakota	44 <b>77</b>	29	H South Dakota	39 <b>71</b>	73	A South Dakota St.	59 <b>69</b>	121	A Kansas	48 <b>63</b>	
45	H Creighton	54 <b>67</b>	73	H South Dakota St.	51 <b>68</b>	73	H South Dakota St.	51 <b>68</b>	181	A Northern Ky.	40 <b>57</b>	
			74	A Kansas St.	48 <b>73</b>	197	H Cleveland St.	66 <b>79</b>	205	A Western Ill.	66 <b>79</b>	
			76	H UNI	45 <b>81</b>	205	H Western Ill.	69 <b>83</b>	205	H Western Ill.	69 <b>83</b>	
			98	N VCU	66 <b>74</b>	208	A Eastern Ill.	52 <b>65</b>	209	H UMKC	57 <b>53</b>	
						214	A Oral Roberts	57 <b>84</b>	214	H Oral Roberts	60 <b>54</b>	
						219	A North Dakota	57 <b>63</b>	219	H North Dakota	67 <b>71</b>	
						229	A Denver	60 <b>66</b>	229	H Denver	80 <b>86</b>	
						245	H Morgan St.	70 <b>64</b>	267	A North Dakota St.	64 <b>67</b>	
						267	H North Dakota St.	65 <b>74</b>	339	A Purdue Fort Wayne	65 <b>51</b>	
						339	H Purdue Fort Wayne	57 <b>58</b>	351	N Mississippi Val.	78 <b>70</b>	
LAST 10 Division I												
267	A North Dakota St.	64 <b>67</b>	214	A Oral Roberts	57 <b>84</b>							
219	H North Dakota	67 <b>71</b>	73	A South Dakota St.	59 <b>69</b>							
339	A Purdue Fort Wayne	65 <b>51</b>	267	H North Dakota St.	65 <b>74</b>							
205	A Western Ill.	66 <b>79</b>	29	H South Dakota	39 <b>71</b>							
229	H Denver	80 <b>86</b>	339	H Purdue Fort Wayne	57 <b>58</b>							

Non-Div I Games: Peru St. 92 58 Graceland (IA) 85 46

Omaha

■ Loss, 
 ■ Non-Conf, S Site, 
 ■ Home 
 ■ Away 
 N Neutral

# Oral Roberts

Through Games Of March 4, 2020

Average RPI Win:	248	WON-LOST	WINNING	LAST 10	STRENGTH OF	OPP. STRENGTH	TEAM	ADJ.	CONF.	ADJ CONF.
Average RPI Loss:	138	RECORD	PCT. RANK	GAMES	SCHEDULE	OF SCHEDULE	RPI	RPI	RPI	RPI
DIV. I ONLY	12- 15	207	6-4	220	160	214	214	19	19	
DIV. I NON-CONF.	3- 8	268	0	184	71	269	269	18	18	
TOTALS	RPI 1-25	RPI 26-50	W-L RECORDS	RPI 51-100	RPI 101-150	RPI 150+				
12- 15	0- 0	0- 3	OVERALL	0- 5	0- 1	12- 6				
9- 3	0- 0	0- 1	HOME	0- 1	0- 0	9- 1				
3- 12	0- 0	0- 2	AWAY	0- 4	0- 1	3- 5				
0- 0	0- 0	0- 0	NEUTRAL	0- 0	0- 0	0- 0				
3- 8	0- 0	0- 1	NON-CONFERENCE	0- 3	0- 1	3- 3				
3- 1	0- 0	0- 0	HOME	0- 0	0- 0	3- 1				
0- 7	0- 0	0- 1	AWAY	0- 3	0- 1	0- 2				
0- 0	0- 0	0- 0	NEUTRAL	0- 0	0- 0	0- 0				
9- 7	0- 0	0- 2	CONFERENCE	0- 2	0- 0	9- 3				
6- 2	0- 0	0- 1	HOME	0- 1	0- 0	6- 0				
3- 5	0- 0	0- 1	AWAY	0- 1	0- 0	3- 3				
0- 0	0- 0	0- 0	NEUTRAL	0- 0	0- 0	0- 0				

RPI S	Opponent	Score	RPI S	Opponent	Score	RPI S	Opponent	Score	RPI S	Opponent	Score	Team's RPI: 214
29	A South Dakota	56 79	29	H South Dakota	73 77	60	A Oklahoma St.	44 78	112	A Utah	58 78	
31	A Arkansas	64 96	73	H South Dakota St.	61 76	73	A South Dakota St.	44 58	153	H Sam Houston St.	64 41	
			74	A Kansas St.	69 109	73	H South Dakota St.	61 76	170	H Wichita St.	79 66	
			88	A Nebraska	67 77	74	A Kansas St.	69 109	185	A Southern Utah	58 72	
						88	A Nebraska	67 77	205	A Western Ill.	61 75	
									205	H Western Ill.	71 60	
									219	A North Dakota	86 72	
									219	H North Dakota	75 52	
									229	A Denver	79 91	
									229	H Denver	84 72	
									244	A Tulsa	65 67	
									252	H Texas St.	63 57	
									267	A North Dakota St.	80 76	
									267	H North Dakota St.	70 62	
									317	A Omaha	54 60	
									317	H Omaha	84 57	
									321	H Houston Baptist	73 74	
									339	A Purdue Fort Wayne	79 73	
									339	H Purdue Fort Wayne	96 59	
LAST 10 Division I												
339	H Purdue Fort Wayne	96 59	267	A North Dakota St.	80 76							
205	H Western Ill.	71 60	219	A North Dakota	86 72							
229	A Denver	79 91	73	H South Dakota St.	61 76							
29	H South Dakota	73 77	229	H Denver	84 72							
317	H Omaha	84 57	29	A South Dakota	56 79							

Non-Div I Games: Rogers St. 80 40 Cent. Christian (KS114 60

Oral Roberts

Loss, Non-Conf, S Site, H Home A Away N Neutral

## Oregon

Through Games Of March 4, 2020

Average RPI Win:	95	WON-LOST	WINNING	LAST 10	STRENGTH OF	OPP. STRENGTH	TEAM	ADJ.	CONF.	ADJ CONF.
Average RPI Loss:	18	RECORD	PCT. RANK	GAMES	SCHEDULE	OF SCHEDULE	RPI	RPI	RPI	RPI
DIV. I ONLY	28- 2	4	10-0	10	5	2	2	1	1	
DIV. I NON-CONF.	11- 1	13	1-0	56	31	9	9	2	2	
TOTALS	RPI 1-25	RPI 26-50	W-L RECORDS	RPI 51-100	RPI 101-150	RPI 150+				
28- 2	6- 1	3- 1	OVERALL	6- 0	10- 0	3- 0				
15- 0	2- 0	2- 0	HOME	3- 0	6- 0	2- 0				
11- 1	4- 0	1- 1	AWAY	2- 0	3- 0	1- 0				
2- 1	0- 1	0- 0	NEUTRAL	1- 0	1- 0	0- 0				
11- 1	1- 1	0- 0	NON-CONFERENCE	3- 0	4- 0	3- 0				
6- 0	0- 0	0- 0	HOME	2- 0	2- 0	2- 0				
3- 0	1- 0	0- 0	AWAY	0- 0	1- 0	1- 0				
2- 1	0- 1	0- 0	NEUTRAL	1- 0	1- 0	0- 0				
17- 1	5- 0	3- 1	CONFERENCE	3- 0	6- 0	0- 0				
9- 0	2- 0	2- 0	HOME	1- 0	4- 0	0- 0				
8- 1	3- 0	1- 1	AWAY	2- 0	2- 0	0- 0				
0- 0	0- 0	0- 0	NEUTRAL	0- 0	0- 0	0- 0				

RPI 1-25				Team's RPI: 2		RPI 26-50				RPI 51-100				RPI 101+						
RPI	S	Opponent	Score		RPI	S	Opponent	Score		RPI	S	Opponent	Score		RPI	S	Opponent	Score		
5	N	Louisville	62	72	27	A	Arizona	71	64	60	N	Oklahoma St.	89	72	101	A	Syracuse	81	64	
6	A	UConn	74	56	27	H	Arizona	85	52	73	H	South Dakota St.	95	56	102	N	UT Arlington	91	54	
7	A	Stanford	74	66	30	A	Arizona St.	66	72	74	H	Kansas St.	89	51	103	H	Washington St.	88	57	
7	H	Stanford	87	55	30	H	Arizona St.	79	48	81	A	Colorado	101	53	112	A	Utah	90	63	
13	A	UCLA	80	66						81	H	Colorado	104	46	112	H	Utah	88	51	
17	A	Oregon St.	66	57						82	A	Southern California	93	67	127	H	Washington	92	56	
17	H	Oregon St.	76	64											130	A	California	93	61	
																130	H	California	105	55
																137	H	Texas Southern	99	63
																150	H	Northeastern	89	47
																278	H	Utah St.	109	52
																282	A	Long Beach St.	81	45
																305	H	UC Riverside	84	41

Non-Div I Games:

Oregon

■ Loss, 
 ■ Non-Conf, S Site, 
 ■ Home 
 ■ Away 
 N Neutral

Average RPI Win:	126	WON-LOST	WINNING	LAST 10	STRENGTH OF	OPP. STRENGTH	TEAM	ADJ.	CONF.	ADJ CONF.
Average RPI Loss:	21	RECORD	PCT. RANK	GAMES	SCHEDULE	OF SCHEDULE	RPI	RPI	RPI	RPI
DIV. I ONLY	22- 8	48	6-4	12	26	17	17	1	1	
DIV. I NON-CONF.	12- 0	1	0	60	150	6	6	2	2	
TOTALS	RPI 1-25	RPI 26-50	W-L RECORDS	RPI 51-100	RPI 101-150	RPI 150+				
22- 8	2- 5	2- 2	OVERALL	4- 1	8- 0	6- 0				
14- 3	2- 2	1- 1	HOME	1- 0	5- 0	5- 0				
5- 5	0- 3	1- 1	AWAY	1- 1	3- 0	0- 0				
3- 0	0- 0	0- 0	NEUTRAL	2- 0	0- 0	1- 0				
12- 0	2- 0	0- 0	NON-CONFERENCE	2- 0	2- 0	6- 0				
8- 0	2- 0	0- 0	HOME	0- 0	1- 0	5- 0				
1- 0	0- 0	0- 0	AWAY	0- 0	1- 0	0- 0				
3- 0	0- 0	0- 0	NEUTRAL	2- 0	0- 0	1- 0				
10- 8	0- 5	2- 2	CONFERENCE	2- 1	6- 0	0- 0				
6- 3	0- 2	1- 1	HOME	1- 0	4- 0	0- 0				
4- 5	0- 3	1- 1	AWAY	1- 1	2- 0	0- 0				
0- 0	0- 0	0- 0	NEUTRAL	0- 0	0- 0	0- 0				

RPI	S	Opponent	Score	RPI	S	Opponent	Score	RPI	S	Opponent	Score	RPI	S	Opponent	Score
2	A	Oregon	64 76	27	A	Arizona	63 61	81	A	Colorado	79 52	103	H	Washington St.	73 58
2	H	Oregon	57 66	27	H	Arizona	58 65	81	H	Colorado	72 60	110	A	Miami (FL)	75 53
7	A	Stanford	60 63	30	A	Arizona St.	47 55	82	A	Southern California	66 72	112	A	Utah	77 65
7	H	Stanford	58 61	30	H	Arizona St.	64 62	84	N	BYU	65 34	112	H	Utah	77 48
9	H	Missouri St.	80 69					99	N	Liberty	68 55	127	H	Washington	75 61
13	A	UCLA	74 83									130	A	California	76 63
20	H	DePaul	98 77									130	H	California	81 44
												135	H	Pacific	69 57
												175	N	Northern Ariz.	91 57
												185	H	Southern Utah	95 45
												223	H	Hawaii	64 32
												251	H	CSU Bakersfield	69 50
												276	H	UC Irvine	86 57
												278	H	Utah St.	75 46
LAST 10 Division I															
103	H	Washington St.	73 58	82	A	Southern California	66 72								
127	H	Washington	75 61	27	H	Arizona	58 65								
130	A	California	76 63	30	H	Arizona St.	64 62								
7	A	Stanford	60 63	112	A	Utah	77 65								
13	A	UCLA	74 83	81	A	Colorado	79 52								

Non-Div I Games:

Oregon St.

■ Loss, 
 ■ Non-Conf, S Site, 
 ■ Home 
 ■ Away 
 N Neutral

## Pacific

Through Games Of March 4, 2020

Average RPI Win:	217	WON-LOST	WINNING	LAST 10	STRENGTH OF	OPP. STRENGTH	TEAM	ADJ.	CONF.	ADJ CONF.
Average RPI Loss:	111	RECORD	PCT. RANK	GAMES	SCHEDULE	OF SCHEDULE	RPI	RPI	RPI	RPI
DIV. I ONLY	16- 13	147	5-5	149	118	135	135	11	11	
DIV. I NON-CONF.	7- 4	100	0	191	165	102	102	11	11	
TOTALS	RPI 1-25	RPI 26-50	W-L RECORDS	RPI 51-100	RPI 101-150	RPI 150+				
16- 13	0- 4	1- 0	OVERALL	0- 2	2- 2	13- 5				
9- 4	0- 1	0- 0	HOME	0- 1	1- 1	8- 1				
6- 8	0- 3	1- 0	AWAY	0- 1	1- 1	4- 3				
1- 1	0- 0	0- 0	NEUTRAL	0- 0	0- 0	1- 1				
7- 4	0- 2	1- 0	NON-CONFERENCE	0- 0	0- 0	6- 2				
4- 0	0- 0	0- 0	HOME	0- 0	0- 0	4- 0				
2- 3	0- 2	1- 0	AWAY	0- 0	0- 0	1- 1				
1- 1	0- 0	0- 0	NEUTRAL	0- 0	0- 0	1- 1				
9- 9	0- 2	0- 0	CONFERENCE	0- 2	2- 2	7- 3				
5- 4	0- 1	0- 0	HOME	0- 1	1- 1	4- 1				
4- 5	0- 1	0- 0	AWAY	0- 1	1- 1	3- 2				
0- 0	0- 0	0- 0	NEUTRAL	0- 0	0- 0	0- 0				

RPI S	Opponent	Score	RPI S	Opponent	Score	RPI S	Opponent	Score	RPI S	Opponent	Score	Team's RPI: 135
10	A Gonzaga	67 68	40	A Drexel	58 51	84	A BYU	54 65	111	A San Diego	61 66	
10	H Gonzaga	65 83				84	H BYU	66 76	111	H San Diego	64 66	
13	A UCLA	57 68							140	A Portland	77 73	
17	A Oregon St.	57 69							140	H Portland	77 70	
									160	N Toledo	65 66	
									193	A Santa Clara	65 75	
									193	H Santa Clara	71 69	
									194	A Pepperdine	54 59	
									194	H Pepperdine	64 63	
									196	A Saint Mary's (CA)	68 66	
									196	H Saint Mary's (CA)	65 53	
									206	A San Francisco	84 61	
									206	H San Francisco	61 67	
									209	H UMKC	89 60	
									220	H SMU	77 49	
									249	A UC Santa Barbara	63 53	
									251	A CSU Bakersfield	70 80	
									273	H Indiana St.	83 66	
									289	A LMU (CA)	87 70	
									289	H LMU (CA)	76 67	
									316	N St. Francis Brooklyn	71 62	
									322	H Weber St.	76 53	
LAST 10 Division I												
193	H Santa Clara	71 69	140	H Portland	77 70							
206	H San Francisco	61 67	10	H Gonzaga	65 83							
196	H Saint Mary's (CA)	65 53	289	A LMU (CA)	87 70							
84	A BYU	54 65	194	A Pepperdine	54 59							
111	A San Diego	61 66	196	A Saint Mary's (CA)	68 66							

Non-Div I Games:

Pacific

■ Loss, 
■ Non-Conf, S Site, 
■ Home 
■ Away 
N Neutral

Average RPI Win:	197	WON-LOST	WINNING	LAST 10	STRENGTH OF	OPP. STRENGTH	TEAM	ADJ.	CONF.	ADJ CONF.
Average RPI Loss:	59	RECORD	PCT. RANK	GAMES	SCHEDULE	OF SCHEDULE	RPI	RPI	RPI	RPI
DIV. I ONLY	17- 7	59	8-2	153	84	68	68	7	7	
DIV. I NON-CONF.	9- 3	63	0	309	96	101	101	8	8	
TOTALS	RPI 1-25	RPI 26-50	W-L RECORDS	RPI 51-100	RPI 101-150	RPI 150+				
17- 7	0- 3	1- 0	OVERALL	1- 2	2- 2	13- 0				
10- 2	0- 1	1- 0	HOME	0- 1	2- 0	7- 0				
7- 5	0- 2	0- 0	AWAY	1- 1	0- 2	6- 0				
0- 0	0- 0	0- 0	NEUTRAL	0- 0	0- 0	0- 0				
9- 3	0- 1	1- 0	NON-CONFERENCE	0- 1	0- 1	8- 0				
5- 0	0- 0	1- 0	HOME	0- 0	0- 0	4- 0				
4- 3	0- 1	0- 0	AWAY	0- 1	0- 1	4- 0				
0- 0	0- 0	0- 0	NEUTRAL	0- 0	0- 0	0- 0				
8- 4	0- 2	0- 0	CONFERENCE	1- 1	2- 1	5- 0				
5- 2	0- 1	0- 0	HOME	0- 1	2- 0	3- 0				
3- 2	0- 1	0- 0	AWAY	1- 0	0- 1	2- 0				
0- 0	0- 0	0- 0	NEUTRAL	0- 0	0- 0	0- 0				

RPI 1-25				RPI 26-50				RPI 51-100 Team's RPI: 68				RPI 101+			
RPI	S	Opponent	Score	RPI	S	Opponent	Score	RPI	S	Opponent	Score	RPI	S	Opponent	Score
11	A	Princeton	44 80	40	H	Drexel	53 49	54	A	Yale	53 51	106	H	Columbia	86 84
11	H	Princeton	55 75					54	H	Yale	54 71	114	A	Temple	72 76
24	A	Duke	50 66					75	A	Villanova	58 70	125	A	Harvard	51 58
												125	H	Harvard	70 48
												172	A	Dartmouth	66 33
												172	H	Dartmouth	67 31
												187	H	Cornell	63 41
												195	A	La Salle	65 49
												204	A	Brown	85 73
												204	H	Brown	74 60
												223	A	Hawaii	70 55
												225	H	Stetson	81 41
												230	A	Saint Joseph's	55 45
												253	H	Iona	74 42
												281	H	Siena	92 44
												329	A	NJIT	85 51
												344	H	Hartford	74 46
LAST 10 Division I															
204	H	Brown	74 60	54	A	Yale	53 51								
54	H	Yale	54 71	204	A	Brown	85 73								
11	A	Princeton	44 80	187	H	Cornell	63 41								
125	H	Harvard	70 48	106	H	Columbia	86 84								
172	H	Dartmouth	67 31	172	A	Dartmouth	66 33								

Non-Div I Games: Chaminade 90 39

Penn



Average RPI Win:	211	WON-LOST	WINNING	LAST 10	STRENGTH OF	OPP. STRENGTH	TEAM	ADJ.	CONF.	ADJ CONF.
Average RPI Loss:	79	RECORD	PCT. RANK	GAMES	SCHEDULE	OF SCHEDULE	RPI	RPI	RPI	RPI
DIV. I ONLY	7- 23	308	0-10	31	55	215	215	2	2	
DIV. I NON-CONF.	6- 5	151	0	206	273	211	211	1	1	
TOTALS	RPI 1-25	RPI 26-50	W-L RECORDS	RPI 51-100	RPI 101-150	RPI 150+				
7- 23	0- 8	0- 5	OVERALL	2- 5	0- 1	5- 4				
5- 11	0- 4	0- 2	HOME	2- 2	0- 0	3- 3				
1- 10	0- 4	0- 3	AWAY	0- 2	0- 1	1- 0				
1- 2	0- 0	0- 0	NEUTRAL	0- 1	0- 0	1- 1				
6- 5	0- 1	0- 0	NON-CONFERENCE	1- 1	0- 0	5- 3				
4- 3	0- 0	0- 0	HOME	1- 1	0- 0	3- 2				
1- 1	0- 1	0- 0	AWAY	0- 0	0- 0	1- 0				
1- 1	0- 0	0- 0	NEUTRAL	0- 0	0- 0	1- 1				
1- 18	0- 7	0- 5	CONFERENCE	1- 4	0- 1	0- 1				
1- 8	0- 4	0- 2	HOME	1- 1	0- 0	0- 1				
0- 9	0- 3	0- 3	AWAY	0- 2	0- 1	0- 0				
0- 1	0- 0	0- 0	NEUTRAL	0- 1	0- 0	0- 0				

RPI	S	Opponent	Score	RPI	S	Opponent	Score	RPI	S	Opponent	Score	RPI	S	Opponent	Score	Team's RPI: 215
3	H	Maryland	69 106	39	A	Michigan	48 82	87	H	Minnesota	74 81	143	A	Wisconsin	65 71	
8	A	Northwestern	59 85	39	H	Michigan	66 80	87	N	Minnesota	65 85	184	A	Towson	73 67	
8	H	Northwestern	59 82	42	A	Rutgers	39 72	88	A	Nebraska	58 75	195	H	La Salle	67 69	
11	A	Princeton	55 72	42	H	Rutgers	57 62	90	H	Fordham	72 59	200	H	Illinois	66 70	
12	A	Iowa	57 100	44	A	Purdue	68 81	92	H	Rider	70 78	218	H	Clemson	68 55	
12	H	Iowa	66 77					94	A	Michigan St.	80 99	247	H	George Mason	68 78	
15	H	Indiana	60 76					94	H	Michigan St.	86 73	282	N	Long Beach St.	56 64	
22	A	Ohio St.	70 80									286	H	Pittsburgh	78 73	
												301	H	Sacred Heart	88 65	
												306	N	N.C. Central	92 68	
LAST 10 Division I																
		87 N Minnesota	65 85			88 A Nebraska	58 75									
		94 A Michigan St.	80 99			200 H Illinois	66 70									
		39 H Michigan	66 80			42 A Rutgers	39 72									
		12 A Iowa	57 100			8 H Northwestern	59 82									
		3 H Maryland	69 106			12 H Iowa	66 77									

Non-Div I Games:

Penn St.

■ Loss, 
■ Non-Conf, 
■ S Site, 
■ H Home 
■ A Away 
N Neutral

# Pepperdine

Through Games Of March 4, 2020

Average RPI Win:	219	WON-LOST	WINNING	LAST 10	STRENGTH OF	OPP. STRENGTH	TEAM	ADJ.	CONF.	ADJ CONF.
Average RPI Loss:	131	RECORD	PCT. RANK	GAMES	SCHEDULE	OF SCHEDULE	RPI	RPI	RPI	RPI
DIV. I ONLY	12- 14	196	5-5	193	115	194	194	11	11	
DIV. I NON-CONF.	4- 4	164	0	304	196	237	237	11	11	
TOTALS	RPI 1-25	RPI 26-50	W-L RECORDS	RPI 51-100	RPI 101-150	RPI 150+				
12- 14	0- 2	0- 0	OVERALL	0- 3	2- 5	10- 4				
7- 6	0- 1	0- 0	HOME	0- 1	2- 1	5- 3				
5- 8	0- 1	0- 0	AWAY	0- 2	0- 4	5- 1				
0- 0	0- 0	0- 0	NEUTRAL	0- 0	0- 0	0- 0				
4- 4	0- 0	0- 0	NON-CONFERENCE	0- 1	0- 1	4- 2				
2- 2	0- 0	0- 0	HOME	0- 0	0- 0	2- 2				
2- 2	0- 0	0- 0	AWAY	0- 1	0- 1	2- 0				
0- 0	0- 0	0- 0	NEUTRAL	0- 0	0- 0	0- 0				
8- 10	0- 2	0- 0	CONFERENCE	0- 2	2- 4	6- 2				
5- 4	0- 1	0- 0	HOME	0- 1	2- 1	3- 1				
3- 6	0- 1	0- 0	AWAY	0- 1	0- 3	3- 1				
0- 0	0- 0	0- 0	NEUTRAL	0- 0	0- 0	0- 0				

RPI S Opponent	Score	RPI S Opponent	Score	RPI S Opponent	Score	RPI S Opponent	Score	Team's RPI: 194
10  Gonzaga	36  70			84  BYU	64  66	103  Washington St.	48  85	
10  Gonzaga	50  64			84  BYU	47  65	111  San Diego	58  62	
				86  Boise St.	74  76	111  San Diego	73 57	
						135  Pacific	63  64	
						135  Pacific	59 54	
						140  Portland	67  69	
						140  Portland	62  64	
						163  UC Davis	70 67	
						193  Santa Clara	79 61	
						193  Santa Clara	79 71	
						196  Saint Mary's (CA)	78  85	
						196  Saint Mary's (CA)	73 64	
						206  San Francisco	70 64	
						206  San Francisco	82 70	
						221  UNLV	44  69	
						223  Hawaii	51  52	
						289  LMU (CA)	77 66	
						289  LMU (CA)	77  84	
						309  Eastern Wash.	53 52	
						310  Cal Poly	63 53	
						311  New Mexico St.	72 69	
LAST 10 Division I								
111  San Diego	58  62	193  Santa Clara	79 61					
84  BYU	64  66	206  San Francisco	70 64					
10  Gonzaga	50  64	196  Saint Mary's (CA)	73 64					
140  Portland	62  64	135  Pacific	59 54					
289  LMU (CA)	77 66	140  Portland	67  69					

Non-Div I Games: Concordia (CA) 76 57 Cal St. L.A. 79 56

Pepperdine

Loss, Non-Conf, S Site, Home Away N Neutral

Average RPI Win:	237	WON-LOST	WINNING	LAST 10	STRENGTH OF	OPP. STRENGTH	TEAM	ADJ.	CONF.	ADJ CONF.
Average RPI Loss:	95	RECORD	PCT. RANK	GAMES	SCHEDULE	OF SCHEDULE	RPI	RPI	RPI	RPI
DIV. I ONLY	5- 25	327	1-9	110	60	286	286	5	5	
DIV. I NON-CONF.	3- 8	268	0	263	218	314	314	4	4	
TOTALS	RPI 1-25	RPI 26-50	W-L RECORDS	RPI 51-100	RPI 101-150	RPI 150+				
5- 25	0- 4	0- 3	OVERALL	0- 7	2- 7	3- 4				
3- 12	0- 3	0- 1	HOME	0- 3	1- 3	2- 2				
0- 12	0- 1	0- 2	AWAY	0- 3	0- 4	0- 2				
2- 1	0- 0	0- 0	NEUTRAL	0- 1	1- 0	1- 0				
3- 8	0- 0	0- 1	NON-CONFERENCE	0- 3	0- 1	3- 3				
2- 4	0- 0	0- 0	HOME	0- 1	0- 1	2- 2				
0- 3	0- 0	0- 1	AWAY	0- 1	0- 0	0- 1				
1- 1	0- 0	0- 0	NEUTRAL	0- 1	0- 0	1- 0				
2- 17	0- 4	0- 2	CONFERENCE	0- 4	2- 6	0- 1				
1- 8	0- 3	0- 1	HOME	0- 2	1- 2	0- 0				
0- 9	0- 1	0- 1	AWAY	0- 2	0- 4	0- 1				
1- 0	0- 0	0- 0	NEUTRAL	0- 0	1- 0	0- 0				

RPI	S	Opponent	Score	RPI	S	Opponent	Score	RPI	S	Opponent	Score	RPI	S	Opponent	Score	Team's RPI: 286
5	A	Louisville	49 83	33	A	Virginia Tech	56 68	58	A	Virginia	55 66	101	A	Syracuse	53 71	
5	H	Louisville	47 79	37	A	UCF	58 74	63	A	Boston College	59 70	101	H	Syracuse	51 69	
21	H	NC State	44 88	38	H	Florida St.	41 66	63	H	Boston College	70 79	110	A	Miami (FL)	54 73	
24	H	Duke	56 73					72	H	Georgia Tech	48 77	113	A	Notre Dame	52 74	
								79	A	Cincinnati	53 69	113	H	Notre Dame	52 60	
								85	H	Stony Brook	56 59	113	N	Notre Dame	67 65	
								89	N	Ohio	50 72	116	H	Wake Forest	53 48	
												123	H	Duquesne	62 81	
												146	A	North Carolina	62 70	
												215	A	Penn St.	73 78	
												218	A	Clemson	67 75	
												228	H	Miami (OH)	71 80	
												240	H	Georgetown	56 66	
												294	N	Ole Miss	58 50	
												318	H	Fairleigh Dickinson	69 60	
												346	H	Central Conn. St.	81 73	
LAST 10 Division I																
113	N	Notre Dame	67 65	101	A	Syracuse	53 71									
110	A	Miami (FL)	54 73	24	H	Duke	56 73									
58	A	Virginia	55 66	113	A	Notre Dame	52 74									
5	H	Louisville	47 79	72	H	Georgia Tech	48 77									
63	A	Boston College	59 70	38	H	Florida St.	41 66									

Non-Div I Games:

Pittsburgh

■ Loss, 
■ Non-Conf, 
■ S Site, 
■ H Home 
■ A Away 
N Neutral

Portland

Through Games Of March 4, 2020

Average RPI Win:	213	WON-LOST	WINNING	LAST 10	STRENGTH OF	OPP. STRENGTH	TEAM	ADJ.	CONF.	ADJ CONF.
Average RPI Loss:	121	RECORD	PCT. RANK	GAMES	SCHEDULE	OF SCHEDULE	RPI	RPI	RPI	RPI
DIV. I ONLY	16- 11	123	6-4	167	142	140	140	11	11	
DIV. I NON-CONF.	5- 4	140	0	243	306	201	201	11	11	
TOTALS	RPI 1-25	RPI 26-50	W-L RECORDS	RPI 51-100	RPI 101-150	RPI 150+				
16- 11	0- 2	0- 0	OVERALL	2- 2	0- 4	14- 3				
7- 7	0- 1	0- 0	HOME	1- 2	0- 2	6- 2				
9- 4	0- 1	0- 0	AWAY	1- 0	0- 2	8- 1				
0- 0	0- 0	0- 0	NEUTRAL	0- 0	0- 0	0- 0				
5- 4	0- 0	0- 0	NON-CONFERENCE	1- 1	0- 0	4- 3				
2- 3	0- 0	0- 0	HOME	1- 1	0- 0	1- 2				
3- 1	0- 0	0- 0	AWAY	0- 0	0- 0	3- 1				
0- 0	0- 0	0- 0	NEUTRAL	0- 0	0- 0	0- 0				
11- 7	0- 2	0- 0	CONFERENCE	1- 1	0- 4	10- 0				
5- 4	0- 1	0- 0	HOME	0- 1	0- 2	5- 0				
6- 3	0- 1	0- 0	AWAY	1- 0	0- 2	5- 0				
0- 0	0- 0	0- 0	NEUTRAL	0- 0	0- 0	0- 0				

RPI S Opponent	Score	RPI S Opponent	Score	RPI S Opponent	Score	RPI S Opponent	Score	Team's RPI: 140
10 A Gonzaga	57 62			65 H Fresno St.	75 64	111 A San Diego	55 74	
10 H Gonzaga	42 56			84 A BYU	57 48	111 H San Diego	58 62	
				84 H BYU	54 66	135 A Pacific	70 77	
				91 H Abilene Christian	69 76	135 H Pacific	73 77	
						157 H Loyola Chicago	64 78	
						193 A Santa Clara	80 77	
						193 H Santa Clara	84 62	
						194 A Pepperdine	64 62	
						194 H Pepperdine	69 67	
						196 A Saint Mary's (CA)	72 53	
						196 H Saint Mary's (CA)	78 65	
						201 H Portland St.	71 77	
						206 A San Francisco	73 66	
						206 H San Francisco	69 49	
						239 H Grand Canyon	73 41	
						270 A Air Force	72 56	
						278 A Utah St.	70 64	
						284 A CSUN	64 73	
						289 A LMU (CA)	89 78	
						289 H LMU (CA)	74 49	
						322 A Weber St.	78 59	
LAST 10 Division I								
10 H Gonzaga	42 56	135 A Pacific	70 77					
289 A LMU (CA)	89 78	196 A Saint Mary's (CA)	72 53					
194 A Pepperdine	64 62	111 H San Diego	58 62					
206 H San Francisco	69 49	84 H BYU	54 66					
193 H Santa Clara	84 62	194 H Pepperdine	69 67					

Non-Div I Games: Warner Pacific 78 36 Willamette 82 42

Portland

Loss, Non-Conf, S Site, H Home A Away N Neutral

Average RPI Win:	215	WON-LOST	WINNING	LAST 10	STRENGTH OF	OPP. STRENGTH	TEAM	ADJ.	CONF.	ADJ CONF.
Average RPI Loss:	176	RECORD	PCT. RANK	GAMES	SCHEDULE	OF SCHEDULE	RPI	RPI	RPI	RPI
DIV. I ONLY	13- 15	193	3-7	185	252	201	201	18	18	
DIV. I NON-CONF.	5- 4	140	0	89	322	103	103	17	17	
TOTALS	RPI 1-25	RPI 26-50	W-L RECORDS	RPI 51-100	RPI 101-150	RPI 150+				
13- 15	0- 0	0- 0	OVERALL	0- 4	2- 1	11- 10				
7- 6	0- 0	0- 0	HOME	0- 2	1- 0	6- 4				
6- 8	0- 0	0- 0	AWAY	0- 2	1- 1	5- 5				
0- 1	0- 0	0- 0	NEUTRAL	0- 0	0- 0	0- 1				
5- 4	0- 0	0- 0	NON-CONFERENCE	0- 2	1- 0	4- 2				
2- 1	0- 0	0- 0	HOME	0- 1	0- 0	2- 0				
3- 2	0- 0	0- 0	AWAY	0- 1	1- 0	2- 1				
0- 1	0- 0	0- 0	NEUTRAL	0- 0	0- 0	0- 1				
8- 11	0- 0	0- 0	CONFERENCE	0- 2	1- 1	7- 8				
5- 5	0- 0	0- 0	HOME	0- 1	1- 0	4- 4				
3- 6	0- 0	0- 0	AWAY	0- 1	0- 1	3- 4				
0- 0	0- 0	0- 0	NEUTRAL	0- 0	0- 0	0- 0				

RPI 1-25			RPI 26-50			RPI 51-100			RPI 101+			Team's RPI: 201
RPI	S	Opponent	Score	RPI	S	Opponent	Score	RPI	S	Opponent	Score	
								59	H	Tennessee	61	88
								67	A	Montana St.	67	98
								67	H	Montana St.	62	73
								86	A	Boise St.	57	82

Non-Div I Games: Multnomah 104 48

Portland St.

Average RPI Win:	287	WON-LOST	WINNING	LAST 10	STRENGTH OF	OPP. STRENGTH	TEAM	ADJ.	CONF.	ADJ CONF.
Average RPI Loss:	166	RECORD	PCT. RANK	GAMES	SCHEDULE	OF SCHEDULE	RPI	RPI	RPI	RPI
DIV. I ONLY	9- 16	261	7-3	297	307	297	297	32	32	
DIV. I NON-CONF.	0- 9	338	0	65	10	290	290	31	31	
TOTALS	RPI 1-25	RPI 26-50	W-L RECORDS	RPI 51-100	RPI 101-150	RPI 150+				
9- 16	0- 1	0- 1	OVERALL	0- 3	1- 4	8- 7				
6- 4	0- 0	0- 0	HOME	0- 0	1- 1	5- 3				
3- 10	0- 1	0- 1	AWAY	0- 2	0- 3	3- 3				
0- 2	0- 0	0- 0	NEUTRAL	0- 1	0- 0	0- 1				
0- 9	0- 1	0- 1	NON-CONFERENCE	0- 3	0- 3	0- 1				
0- 1	0- 0	0- 0	HOME	0- 0	0- 1	0- 0				
0- 6	0- 1	0- 1	AWAY	0- 2	0- 2	0- 0				
0- 2	0- 0	0- 0	NEUTRAL	0- 1	0- 0	0- 1				
9- 7	0- 0	0- 0	CONFERENCE	0- 0	1- 1	8- 6				
6- 3	0- 0	0- 0	HOME	0- 0	1- 0	5- 3				
3- 4	0- 0	0- 0	AWAY	0- 0	0- 1	3- 3				
0- 0	0- 0	0- 0	NEUTRAL	0- 0	0- 0	0- 0				

RPI 1-25				RPI 26-50				RPI 51-100				RPI 101+ Team's RPI: 297			
RPI	S	Opponent	Score	RPI	S	Opponent	Score	RPI	S	Opponent	Score	RPI	S	Opponent	Score
16	A	Texas A&M	38 80	27	A	Arizona	48 83	62	A	Rice	55 77	134	H	Florida	44 51
								66	N	A&M-Corpus Christi	52 64	137	A	Texas Southern	65 88
								80	A	Oklahoma	48 94	137	H	Texas Southern	50 47
												142	A	Texas Tech	48 82
												143	A	Wisconsin	42 68
												158	A	Jackson St.	49 53
												158	H	Jackson St.	62 52
												228	N	Miami (OH)	52 65
												242	A	Alabama A&M	44 54
												242	H	Alabama A&M	60 53
												254	H	Southern U.	48 68
												320	A	Alabama St.	62 59
												320	H	Alabama St.	52 61
												324	H	Alcorn	63 68
												327	A	Ark.-Pine Bluff	54 69
												327	H	Ark.-Pine Bluff	61 51
												347	A	Grambling	67 54
												347	H	Grambling	65 58
												351	A	Mississippi Val.	89 72
												351	H	Mississippi Val.	81 47
LAST 10 Division I															
242	H	Alabama A&M	60 53	347	H	Grambling	65 58								
320	H	Alabama St.	52 61	137	H	Texas Southern	50 47								
351	A	Mississippi Val.	89 72	242	A	Alabama A&M	44 54								
327	A	Ark.-Pine Bluff	54 69	320	A	Alabama St.	62 59								
158	H	Jackson St.	62 52	351	H	Mississippi Val.	81 47								

Non-Div I Games:      Huston-Tillotson    79    60                      Wiley                      75    42                      Tex. A&M-Kingsville85    55

Presbyterian

Through Games Of March 4, 2020

Average RPI Win:	279	WON-LOST	WINNING	LAST 10	STRENGTH OF	OPP. STRENGTH	TEAM	ADJ.	CONF.	ADJ CONF.
Average RPI Loss:	197	RECORD	PCT. RANK	GAMES	SCHEDULE	OF SCHEDULE	RPI	RPI	RPI	RPI
DIV. I ONLY	9- 18	274	4-6	294	311	303	303	25	25	
DIV. I NON-CONF.	2- 5	259	0	321	261	308	308	27	27	
TOTALS	RPI 1-25	RPI 26-50	W-L RECORDS	RPI 51-100	RPI 101-150	RPI 150+				
9- 18	0- 0	0- 0	OVERALL	0- 1	0- 5	9- 12				
5- 7	0- 0	0- 0	HOME	0- 0	0- 2	5- 5				
4- 11	0- 0	0- 0	AWAY	0- 1	0- 3	4- 7				
0- 0	0- 0	0- 0	NEUTRAL	0- 0	0- 0	0- 0				
2- 5	0- 0	0- 0	NON-CONFERENCE	0- 1	0- 1	2- 3				
1- 1	0- 0	0- 0	HOME	0- 0	0- 0	1- 1				
1- 4	0- 0	0- 0	AWAY	0- 1	0- 1	1- 2				
0- 0	0- 0	0- 0	NEUTRAL	0- 0	0- 0	0- 0				
7- 13	0- 0	0- 0	CONFERENCE	0- 0	0- 4	7- 9				
4- 6	0- 0	0- 0	HOME	0- 0	0- 2	4- 4				
3- 7	0- 0	0- 0	AWAY	0- 0	0- 2	3- 5				
0- 0	0- 0	0- 0	NEUTRAL	0- 0	0- 0	0- 0				

RPI 1-25			RPI 26-50			RPI 51-100			RPI 101+			Team's RPI: 303					
RPI	S	Opponent	Score	RPI	S	Opponent	Score	RPI	S	Opponent	Score						
								56	A	West Virginia	40	56	129	A	Campbell	42	56
													129	H	Campbell	47	53
													133	A	Hampton	53	67
													133	H	Hampton	42	71
													134	A	Florida	46	60
													174	A	Gardner-Webb	56	53
													174	H	Gardner-Webb	64	49
													176	A	High Point	55	60
													176	H	High Point	71	79
													179	A	Radford	42	54
													179	H	Radford	39	65
													200	A	Illinois	52	71
													258	A	UNC Asheville	39	54
													258	H	UNC Asheville	48	64
													261	H	Col. of Charleston	58	54
													265	A	Winthrop	54	61
													265	H	Winthrop	88	54
													266	A	Wofford	60	67
													269	H	UNCW	60	70
													271	A	Longwood	82	77
													271	H	Longwood	60	71
													330	A	USC Upstate	60	70
													330	H	USC Upstate	55	42
													342	A	Charleston So.	67	46
													342	H	Charleston So.	76	53
													350	A	South Carolina St.	70	49
LAST 10 Division I																	
				265	H	Winthrop	88	54					342	H	Charleston So.	76	53
				129	A	Campbell	42	56					258	H	UNC Asheville	48	64
				176	H	High Point	71	79					271	A	Longwood	82	77
				133	A	Hampton	53	67					330	A	USC Upstate	60	70
				174	H	Gardner-Webb	64	49					179	H	Radford	39	65

Non-Div I Games: William Peace 72 35 Brevard 74 45

Presbyterian

Loss, Non-Conf, S Site, H Home A Away N Neutral

Average RPI Win: <b>152</b>	WON-LOST	WINNING	LAST 10	STRENGTH OF	OPP. STRENGTH	TEAM	ADJ.	CONF.	ADJ CONF.
Average RPI Loss: <b>12</b>	RECORD	PCT. RANK	GAMES	SCHEDULE	OF SCHEDULE	RPI	RPI	RPI	RPI
DIV. I ONLY	<b>24- 1</b>	<b>3</b>	<b>10-0</b>	<b>80</b>	<b>92</b>	<b>11</b>	<b>11</b>	<b>7</b>	<b>7</b>
DIV. I NON-CONF.	<b>12- 1</b>	<b>10</b>	<b>0</b>	<b>145</b>	<b>107</b>	<b>23</b>	<b>23</b>	<b>8</b>	<b>8</b>
TOTALS	RPI 1-25	RPI 26-50	W-L RECORDS	RPI 51-100	RPI 101-150	RPI 150+			
24- 1	0- 1	1- 0	OVERALL	8- 0	4- 0	11- 0			
14- 0	0- 0	1- 0	HOME	3- 0	2- 0	8- 0			
10- 1	0- 1	0- 0	AWAY	5- 0	2- 0	3- 0			
0- 0	0- 0	0- 0	NEUTRAL	0- 0	0- 0	0- 0			
12- 1	0- 1	1- 0	NON-CONFERENCE	4- 0	1- 0	6- 0			
7- 0	0- 0	1- 0	HOME	1- 0	0- 0	5- 0			
5- 1	0- 1	0- 0	AWAY	3- 0	1- 0	1- 0			
0- 0	0- 0	0- 0	NEUTRAL	0- 0	0- 0	0- 0			
12- 0	0- 0	0- 0	CONFERENCE	4- 0	3- 0	5- 0			
7- 0	0- 0	0- 0	HOME	2- 0	2- 0	3- 0			
5- 0	0- 0	0- 0	AWAY	2- 0	1- 0	2- 0			
0- 0	0- 0	0- 0	NEUTRAL	0- 0	0- 0	0- 0			

RPI 1-25				RPI 26-50				RPI 51-100				RPI 101+			
RPI	S	Opponent	Score	RPI	S	Opponent	Score	RPI	S	Opponent	Score	RPI	S	Opponent	Score
12	A	Iowa	75 77	35	H	FGCU	67 53	54	A	Yale	55 39	106	H	Columbia	77 55
								54	H	Yale	64 49	125	A	Harvard	60 46
								55	A	Marist	62 50	125	H	Harvard	66 45
								68	A	Penn	75 55	147	A	George Washington	75 50
								68	H	Penn	80 44	166	A	Missouri	68 33
								77	A	Seton Hall	78 76	172	A	Dartmouth	66 34
								92	H	Rider	80 47	172	H	Dartmouth	87 55
								95	A	Saint Louis	66 50	187	H	Cornell	60 29
												204	A	Brown	85 48
												204	H	Brown	81 39
												215	H	Penn St.	72 55
												263	H	New Hampshire	77 37
												298	H	Monmouth	52 40
												316	H	St. Francis Brooklyn	76 44
												344	H	Hartford	73 42
LAST 10 Division I															
				54	H	Yale	64 49	204	A	Brown	85 48				
				204	H	Brown	81 39	54	A	Yale	55 39				
				68	H	Penn	80 44	106	H	Columbia	77 55				
				172	H	Dartmouth	87 55	187	H	Cornell	60 29				
				125	H	Harvard	66 45	125	A	Harvard	60 46				

Non-Div I Games:

Princeton



# Providence

Through Games Of March 4, 2020

Average RPI Win:	214	WON-LOST	WINNING	LAST 10	STRENGTH OF	OPP. STRENGTH	TEAM	ADJ.	CONF.	ADJ CONF.
Average RPI Loss:	89	RECORD	PCT. RANK	GAMES	SCHEDULE	OF SCHEDULE	RPI	RPI	RPI	RPI
DIV. I ONLY	12- 18	233	3-7	150	80	186	186	6	6	
DIV. I NON-CONF.	9- 3	63	0	251	234	90	90	6	6	
TOTALS	RPI 1-25	RPI 26-50	W-L RECORDS	RPI 51-100	RPI 101-150	RPI 150+				
12- 18	0- 2	0- 4	OVERALL	2- 9	2- 0	8- 3				
5- 6	0- 1	0- 2	HOME	2- 3	0- 0	3- 0				
5- 11	0- 1	0- 2	AWAY	0- 5	2- 0	3- 3				
2- 1	0- 0	0- 0	NEUTRAL	0- 1	0- 0	2- 0				
9- 3	0- 0	0- 0	NON-CONFERENCE	1- 2	2- 0	6- 1				
2- 0	0- 0	0- 0	HOME	1- 0	0- 0	1- 0				
5- 2	0- 0	0- 0	AWAY	0- 1	2- 0	3- 1				
2- 1	0- 0	0- 0	NEUTRAL	0- 1	0- 0	2- 0				
3- 15	0- 2	0- 4	CONFERENCE	1- 7	0- 0	2- 2				
3- 6	0- 1	0- 2	HOME	1- 3	0- 0	2- 0				
0- 9	0- 1	0- 2	AWAY	0- 4	0- 0	0- 2				
0- 0	0- 0	0- 0	NEUTRAL	0- 0	0- 0	0- 0				

RPI S Opponent	Score	RPI S Opponent	Score	RPI S Opponent	Score	RPI S Opponent	Score	Team's RPI: 186
20 A DePaul	71 93	28 A Marquette	55 85	54 A Yale	79 82	112 A Utah	67 60	
20 H DePaul	67 80	28 H Marquette	50 60	63 H Boston College	76 60	145 A Massachusetts	72 63	
		45 A Creighton	63 72	64 A St. John's (NY)	58 64	213 N Rhode Island	58 51	
		45 H Creighton	68 77	64 H St. John's (NY)	54 53	217 H UMass Lowell	63 38	
				70 N Ball St.	51 52	227 A New Mexico	68 86	
				75 A Villanova	49 51	240 A Georgetown	53 62	
				75 H Villanova	63 74	240 H Georgetown	62 55	
				77 A Seton Hall	55 97	262 A Xavier	42 61	
				77 H Seton Hall	45 71	262 H Xavier	60 48	
				96 A Butler	42 51	289 N LMU (CA)	48 45	
				96 H Butler	47 50	298 A Monmouth	68 52	
						326 A Bryant	76 32	
						344 A Hartford	75 57	
LAST 10 Division I								
75 H Villanova	63 74	77 H Seton Hall	45 71					
240 H Georgetown	62 55	45 H Creighton	68 77					
96 A Butler	42 51	20 A DePaul	71 93					
262 A Xavier	42 61	28 A Marquette	55 85					
64 H St. John's (NY)	54 53	262 H Xavier	60 48					

Non-Div I Games:

Providence

Loss, Non-Conf, S Site, H Home A Away N Neutral

Average RPI Win:	136	WON-LOST	WINNING	LAST 10	STRENGTH OF	OPP. STRENGTH	TEAM	ADJ.	CONF.	ADJ CONF.
Average RPI Loss:	29	RECORD	PCT. RANK	GAMES	SCHEDULE	OF SCHEDULE	RPI	RPI	RPI	RPI
DIV. I ONLY	17- 13	140	4-6	14	2	44	44	2	2	
DIV. I NON-CONF.	9- 3	63	0	16	15	13	13	1	1	
TOTALS	RPI 1-25	RPI 26-50	W-L RECORDS	RPI 51-100	RPI 101-150	RPI 150+				
17- 13	2- 8	2- 3	OVERALL	3- 2	2- 0	8- 0				
9- 6	0- 3	1- 1	HOME	1- 2	1- 0	6- 0				
6- 6	1- 4	0- 2	AWAY	2- 0	1- 0	2- 0				
2- 1	1- 1	1- 0	NEUTRAL	0- 0	0- 0	0- 0				
9- 3	1- 2	2- 1	NON-CONFERENCE	1- 0	0- 0	5- 0				
6- 0	0- 0	1- 0	HOME	1- 0	0- 0	4- 0				
1- 2	0- 1	0- 1	AWAY	0- 0	0- 0	1- 0				
2- 1	1- 1	1- 0	NEUTRAL	0- 0	0- 0	0- 0				
8- 10	1- 6	0- 2	CONFERENCE	2- 2	2- 0	3- 0				
3- 6	0- 3	0- 1	HOME	0- 2	1- 0	2- 0				
5- 4	1- 3	0- 1	AWAY	2- 0	1- 0	1- 0				
0- 0	0- 0	0- 0	NEUTRAL	0- 0	0- 0	0- 0				

RPI 1-25				RPI 26-50				Team's RPI: 44				RPI 51-100				RPI 101+			
RPI	S	Opponent	Score	RPI	S	Opponent	Score	RPI	S	Opponent	Score	RPI	S	Opponent	Score	RPI	S	Opponent	Score
1	A	South Carolina	49 85	30	N	Arizona St.	59 52	87	H	Minnesota	59 72	143	A	Wisconsin	62 59				
3	A	Maryland	45 88	32	H	Western Ky.	67 50	88	A	Nebraska	76 68	143	H	Wisconsin	72 61				
8	A	Northwestern	56 61	33	A	Virginia Tech	54 67	94	A	Michigan St.	76 66	180	H	Northern Ill.	68 63				
10	N	Gonzaga	50 63	39	A	Michigan	63 66	94	H	Michigan St.	63 65	192	A	Chattanooga	66 34				
12	H	Iowa	71 83	42	H	Rutgers	53 59	97	H	Kent St.	77 64	200	A	Illinois	70 58				
15	A	Indiana	48 66									200	H	Illinois	81 67				
15	H	Indiana	54 66									205	H	Western Ill.	66 59				
22	A	Ohio St.	66 50									215	H	Penn St.	81 68				
22	H	Ohio St.	56 77									216	H	Milwaukee	68 55				
25	N	Drake	67 47									238	H	Bowling Green	81 74				
LAST 10 Division I																			
22	H	Ohio St.	56 77	12	H	Iowa	71 83												
3	A	Maryland	45 88	39	A	Michigan	63 66												
94	H	Michigan St.	63 65	15	H	Indiana	54 66												
200	A	Illinois	70 58	94	A	Michigan St.	76 66												
143	A	Wisconsin	62 59	215	H	Penn St.	81 68												

Non-Div I Games:

Purdue

■ Loss, 
 ■ Non-Conf, 
 ■ S Site, 
 ■ H Home 
 ■ A Away 
 N Neutral

Average RPI Win:	330	WON-LOST	WINNING	LAST 10	STRENGTH OF	OPP. STRENGTH	TEAM	ADJ.	CONF.	ADJ CONF.
Average RPI Loss:	178	RECORD	PCT. RANK	GAMES	SCHEDULE	OF SCHEDULE	RPI	RPI	RPI	RPI
DIV. I ONLY	3- 24	333	1-9	273	220	339	339	19	19	
DIV. I NON-CONF.	2- 9	304	0	290	269	334	334	18	18	
TOTALS	RPI 1-25	RPI 26-50	W-L RECORDS	RPI 51-100	RPI 101-150	RPI 150+				
3- 24	0- 0	0- 2	OVERALL	0- 5	0- 2	3- 15				
2- 10	0- 0	0- 1	HOME	0- 2	0- 1	2- 6				
1- 11	0- 0	0- 1	AWAY	0- 2	0- 0	1- 8				
0- 3	0- 0	0- 0	NEUTRAL	0- 1	0- 1	0- 1				
2- 9	0- 0	0- 0	NON-CONFERENCE	0- 3	0- 2	2- 4				
2- 2	0- 0	0- 0	HOME	0- 1	0- 1	2- 0				
0- 4	0- 0	0- 0	AWAY	0- 1	0- 0	0- 3				
0- 3	0- 0	0- 0	NEUTRAL	0- 1	0- 1	0- 1				
1- 15	0- 0	0- 2	CONFERENCE	0- 2	0- 0	1- 11				
0- 8	0- 0	0- 1	HOME	0- 1	0- 0	0- 6				
1- 7	0- 0	0- 1	AWAY	0- 1	0- 0	1- 5				
0- 0	0- 0	0- 0	NEUTRAL	0- 0	0- 0	0- 0				

RPI S	Opponent	Score	RPI S	Opponent	Score	RPI S	Opponent	Score	RPI S	Opponent	Score	Team's RPI: 339
29	A South Dakota	25 79	29	H South Dakota	41 62	70	H Ball St.	52 83	109	H Southeast Mo. St.	48 58	
						73	A South Dakota St.	43 89	142	N Texas Tech	48 82	
						73	H South Dakota St.	69 100	159	A Akron	53 64	
						96	A Butler	58 85	183	A Eastern Mich.	40 64	
						97	N Kent St.	67 75	205	A Western Ill.	68 79	
									205	H Western Ill.	74 83	
									214	A Oral Roberts	59 96	
									214	H Oral Roberts	73 79	
									219	A North Dakota	85 91	
									219	H North Dakota	49 63	
									229	A Denver	57 83	
									229	H Denver	67 85	
									267	A North Dakota St.	53 74	
									267	H North Dakota St.	44 58	
									298	N Monmouth	46 60	
									317	A Omaha	58 57	
									317	H Omaha	51 65	
									332	H Evansville	67 64	
									338	A SIUE	53 57	
									340	H UIC	61 50	
LAST 10 Division I												
214	A Oral Roberts	59 96	229	A Denver	57 83							
229	H Denver	67 85	205	H Western Ill.	74 83							
317	H Omaha	51 65	219	H North Dakota	49 63							
73	A South Dakota St.	43 89	267	H North Dakota St.	44 58							
267	A North Dakota St.	53 74	317	A Omaha	58 57							

Non-Div I Games: Heidelberg 82 55 Purdue Northwest 73 50

Purdue Fort Wayne

Quinnipiac

Through Games Of March 4, 2020

Average RPI Win:	263	WON-LOST	WINNING	LAST 10	STRENGTH OF	OPP. STRENGTH	TEAM	ADJ.	CONF.	ADJ CONF.
Average RPI Loss:	118	RECORD	PCT. RANK	GAMES	SCHEDULE	OF SCHEDULE	RPI	RPI	RPI	RPI
DIV. I ONLY	13- 14	182	5-5	143	226	190	190	24	24	
DIV. I NON-CONF.	3- 6	235	0	50	34	169	169	25	25	
TOTALS	RPI 1-25	RPI 26-50	W-L RECORDS	RPI 51-100	RPI 101-150	RPI 150+				
13- 14	0- 1	1- 2	OVERALL	0- 5	0- 2	12- 4				
8- 7	0- 0	1- 1	HOME	0- 2	0- 2	7- 2				
5- 7	0- 1	0- 1	AWAY	0- 3	0- 0	5- 2				
0- 0	0- 0	0- 0	NEUTRAL	0- 0	0- 0	0- 0				
3- 6	0- 1	1- 2	NON-CONFERENCE	0- 1	0- 2	2- 0				
2- 3	0- 0	1- 1	HOME	0- 0	0- 2	1- 0				
1- 3	0- 1	0- 1	AWAY	0- 1	0- 0	1- 0				
0- 0	0- 0	0- 0	NEUTRAL	0- 0	0- 0	0- 0				
10- 8	0- 0	0- 0	CONFERENCE	0- 4	0- 0	10- 4				
6- 4	0- 0	0- 0	HOME	0- 2	0- 0	6- 2				
4- 4	0- 0	0- 0	AWAY	0- 2	0- 0	4- 2				
0- 0	0- 0	0- 0	NEUTRAL	0- 0	0- 0	0- 0				

RPI 1-25				RPI 26-50				RPI 51-100				RPI 101+ Team's RPI: 190			
RPI	S	Opponent	Score	RPI	S	Opponent	Score	RPI	S	Opponent	Score	RPI	S	Opponent	Score
3	A	Maryland	52 107	37	A	UCF	58 80	54	A	Yale	59 63	125	H	Harvard	68 77
				40	H	Drexel	62 66	55	A	Marist	60 73	147	H	George Washington	67 78
				50	H	Bucknell	76 69	55	H	Marist	51 64	188	A	Manhattan	62 77
								92	A	Rider	59 75	188	H	Manhattan	70 58
								92	H	Rider	62 68	213	H	Rhode Island	75 63
												233	A	Fairfield	60 72
												233	H	Fairfield	76 62
												253	A	Iona	67 63
												253	H	Iona	71 75
												281	A	Siena	66 52
												281	H	Siena	60 68
												282	H	Niagara	71 61
												298	A	Monmouth	52 45
												298	H	Monmouth	60 53
												323	A	Saint Peter's	91 64
												323	H	Saint Peter's	70 69
												337	H	Canisius	74 71
												344	A	Hartford	87 50
LAST 10 Division I															
				55	H	Marist	51 64	188	A	Manhattan	62 77				
				323	H	Saint Peter's	70 69	281	H	Siena	60 68				
				233	A	Fairfield	60 72	298	A	Monmouth	52 45				
				92	H	Rider	62 68	253	A	Iona	67 63				
				282	H	Niagara	71 61	323	A	Saint Peter's	91 64				

Non-Div I Games:

Quinnipiac

Loss, Non-Conf, S Site, H Home A Away N Neutral

Average RPI Win:	275	WON-LOST	WINNING	LAST 10	STRENGTH OF	OPP. STRENGTH	TEAM	ADJ.	CONF.	ADJ CONF.
Average RPI Loss:	145	RECORD	PCT. RANK	GAMES	SCHEDULE	OF SCHEDULE	RPI	RPI	RPI	RPI
DIV. I ONLY	16- 12	135	8-2	284	260	179	179	25	25	
DIV. I NON-CONF.	2- 7	288	0	273	54	276	276	27	27	
TOTALS	RPI 1-25	RPI 26-50	W-L RECORDS	RPI 51-100	RPI 101-150	RPI 150+				
16- 12	0- 1	0- 0	OVERALL	0- 2	1- 4	15- 5				
6- 5	0- 0	0- 0	HOME	0- 0	0- 2	6- 3				
10- 7	0- 1	0- 0	AWAY	0- 2	1- 2	9- 2				
0- 0	0- 0	0- 0	NEUTRAL	0- 0	0- 0	0- 0				
2- 7	0- 1	0- 0	NON-CONFERENCE	0- 2	0- 2	2- 2				
0- 2	0- 0	0- 0	HOME	0- 0	0- 1	0- 1				
2- 5	0- 1	0- 0	AWAY	0- 2	0- 1	2- 1				
0- 0	0- 0	0- 0	NEUTRAL	0- 0	0- 0	0- 0				
14- 5	0- 0	0- 0	CONFERENCE	0- 0	1- 2	13- 3				
6- 3	0- 0	0- 0	HOME	0- 0	0- 1	6- 2				
8- 2	0- 0	0- 0	AWAY	0- 0	1- 1	7- 1				
0- 0	0- 0	0- 0	NEUTRAL	0- 0	0- 0	0- 0				

RPI 1-25				RPI 26-50				RPI 51-100				RPI 101+ Team's RPI: 179			
RPI	S	Opponent	Score	RPI	S	Opponent	Score	RPI	S	Opponent	Score	RPI	S	Opponent	Score
22	A	Ohio St.	57 70					56	A	West Virginia	37 74	118	A	Vanderbilt	46 80
								57	A	Alabama	51 85	129	A	Campbell	48 42
												129	H	Campbell	32 43
												133	A	Hampton	48 51
												141	H	Mt. St. Mary's	58 75
												174	A	Gardner-Webb	84 73
												174	H	Gardner-Webb	65 51
												176	A	High Point	58 68
												176	H	High Point	63 64
												199	H	American	55 59
												258	A	UNC Asheville	73 66
												258	H	UNC Asheville	50 63
												265	A	Winthrop	56 50
												265	H	Winthrop	54 53
												271	A	Longwood	62 61
												271	H	Longwood	88 76
												280	A	Morehead St.	62 73
												288	A	ETSU	67 43
												303	A	Presbyterian	65 39
												303	H	Presbyterian	54 42
												330	A	USC Upstate	57 41
												330	H	USC Upstate	78 57
												342	A	Charleston So.	64 40
												342	H	Charleston So.	72 35
												350	A	South Carolina St.	60 45
LAST 10 Division I															
258	A	UNC Asheville	73 66	129	A	Campbell	48 42								
265	A	Winthrop	56 50	342	A	Charleston So.	64 40								
330	H	USC Upstate	78 57	174	H	Gardner-Webb	65 51								
176	H	High Point	63 64	303	A	Presbyterian	65 39								
271	H	Longwood	88 76	129	H	Campbell	32 43								

Non-Div I Games:

Radford

■ Loss, 
 ■ Non-Conf, S Site, 
 ■ Home 
 ■ Away 
 N Neutral

## Rhode Island

Through Games Of March 4, 2020

Average RPI Win:	215	WON-LOST	WINNING	LAST 10	STRENGTH OF	OPP. STRENGTH	TEAM	ADJ.	CONF.	ADJ CONF.
Average RPI Loss:	144	RECORD	PCT. RANK	GAMES	SCHEDULE	OF SCHEDULE	RPI	RPI	RPI	RPI
DIV. I ONLY	13- 16	201	3-7	201	168	213	213	12	12	
DIV. I NON-CONF.	7- 5	131	0	257	304	174	174	12	12	
TOTALS	RPI 1-25	RPI 26-50	W-L RECORDS	RPI 51-100	RPI 101-150	RPI 150+				
13- 16	0- 0	0- 1	OVERALL	1- 3	4- 7	8- 5				
10- 3	0- 0	0- 0	HOME	1- 1	4- 1	5- 1				
2- 12	0- 0	0- 1	AWAY	0- 2	0- 6	2- 3				
1- 1	0- 0	0- 0	NEUTRAL	0- 0	0- 0	1- 1				
7- 5	0- 0	0- 0	NON-CONFERENCE	0- 1	2- 1	5- 3				
5- 0	0- 0	0- 0	HOME	0- 0	2- 0	3- 0				
1- 4	0- 0	0- 0	AWAY	0- 1	0- 1	1- 2				
1- 1	0- 0	0- 0	NEUTRAL	0- 0	0- 0	1- 1				
6- 11	0- 0	0- 1	CONFERENCE	1- 2	2- 6	3- 2				
5- 3	0- 0	0- 0	HOME	1- 1	2- 1	2- 1				
1- 8	0- 0	0- 1	AWAY	0- 1	0- 5	1- 1				
0- 0	0- 0	0- 0	NEUTRAL	0- 0	0- 0	0- 0				

RPI S	Opponent	Score	RPI S	Opponent	Score	RPI S	Opponent	Score	RPI S	Opponent	Score	Team's RPI: 213
			49 A	Dayton	60 71	63 A	Boston College	55 66	115 H	Robert Morris	71 59	
						90 A	Fordham	50 60	119 H	Richmond	76 70	
						95 H	Saint Louis	72 63	123 A	Duquesne	53 70	
						98 H	VCU	54 75	123 A	Duquesne	62 72	
									125 A	Harvard	58 61	
									128 H	Holy Cross	73 58	
									131 A	Davidson	67 79	
									131 H	Davidson	70 77	
									145 A	Massachusetts	53 73	
									145 H	Massachusetts	69 66	
									147 A	George Washington	56 73	
									186 N	Providence	51 58	
									190 A	Quinnipiac	63 75	
									195 H	La Salle	42 54	
									204 N	Brown	89 44	
									219 A	North Dakota	61 67	
									230 A	Saint Joseph's	49 47	
									233 H	Fairfield	74 41	
									247 H	George Mason	47 42	
									292 A	St. Bonaventure	59 64	
									292 H	St. Bonaventure	69 67	
									307 H	Vermont	77 74	
									335 H	LIU Brooklyn	79 56	
									344 A	Hartford	68 56	
LAST 10 Division I												
123 A	Duquesne	53 70	292 H	St. Bonaventure	69 67							
145 A	Massachusetts	53 73	95 H	Saint Louis	72 63							
147 A	George Washington	56 73	49 A	Dayton	60 71							
195 H	La Salle	42 54	90 A	Fordham	50 60							
123 A	Duquesne	62 72	247 H	George Mason	47 42							

Non-Div I Games:

Rhode Island

■ Loss, 
 ■ Non-Conf, 
 ■ S Site, 
 ■ H Home 
 ■ A Away 
 N Neutral

Average RPI Win:	217	WON-LOST	WINNING	LAST 10	STRENGTH OF	OPP. STRENGTH	TEAM	ADJ.	CONF.	ADJ CONF.
Average RPI Loss:	77	RECORD	PCT. RANK	GAMES	SCHEDULE	OF SCHEDULE	RPI	RPI	RPI	RPI
DIV. I ONLY	19- 8	60	8-2	124	150	62	62	13	13	
DIV. I NON-CONF.	5- 6	187	0	160	151	194	194	16	16	
TOTALS	RPI 1-25	RPI 26-50	W-L RECORDS	RPI 51-100	RPI 101-150	RPI 150+				
19- 8	0- 2	1- 1	OVERALL	1- 3	2- 1	15- 1				
11- 1	0- 1	1- 0	HOME	1- 0	1- 0	8- 0				
8- 5	0- 1	0- 0	AWAY	0- 2	1- 1	7- 1				
0- 2	0- 0	0- 1	NEUTRAL	0- 1	0- 0	0- 0				
5- 6	0- 1	0- 1	NON-CONFERENCE	0- 2	0- 1	5- 1				
4- 1	0- 1	0- 0	HOME	0- 0	0- 0	4- 0				
1- 3	0- 0	0- 0	AWAY	0- 1	0- 1	1- 1				
0- 2	0- 0	0- 1	NEUTRAL	0- 1	0- 0	0- 0				
14- 2	0- 1	1- 0	CONFERENCE	1- 1	2- 0	10- 0				
7- 0	0- 0	1- 0	HOME	1- 0	1- 0	4- 0				
7- 2	0- 1	0- 0	AWAY	0- 1	1- 0	6- 0				
0- 0	0- 0	0- 0	NEUTRAL	0- 0	0- 0	0- 0				

RPI	S	Opponent	Score	RPI	S	Opponent	Score	RPI	S	Opponent	Score	RPI	S	Opponent	Score
16	H	Texas A&M	61 62	32	H	Western Ky.	73 65	51	H	Middle Tenn.	77 60	126	A	UAB	74 65
23	A	Old Dominion	59 66	33	N	Virginia Tech	45 54	53	A	Charlotte	51 62	126	H	UAB	64 53
								60	A	Oklahoma St.	38 69	137	A	Texas Southern	56 63
								72	N	Georgia Tech	52 54	175	H	Northern Ariz.	71 57
												191	A	Fla. Atlantic	78 69
												203	H	Little Rock	66 40
												207	H	Southern Miss.	75 64
												212	A	UTEP	69 61
												220	A	SMU	43 55
												243	H	Marshall	81 43
												250	A	North Texas	67 52
												250	H	North Texas	69 66
												257	H	Nicholls St.	71 47
												275	A	Louisiana Tech	73 60
												275	H	Louisiana Tech	60 47
												297	H	Prairie View	77 55
												302	A	FIU	68 47
												313	A	UTSA	74 62
												345	A	McNeese	81 50
LAST 10 Division I															
275	A	Louisiana Tech	73 60	51	H	Middle Tenn.	77 60								
126	A	UAB	74 65	126	H	UAB	64 53								
250	H	North Texas	69 66	250	A	North Texas	67 52								
53	A	Charlotte	51 62	313	A	UTSA	74 62								
23	A	Old Dominion	59 66	212	A	UTEP	69 61								

Non-Div I Games:

Rice

■ Loss, 
 ■ Non-Conf, S Site, 
 ■ Home 
 ■ Away 
 N Neutral

Average RPI Win: <b>190</b>	WON-LOST	WINNING	LAST 10	STRENGTH OF	OPP. STRENGTH	TEAM	ADJ.	CONF.	ADJ CONF.
Average RPI Loss: <b>112</b>	RECORD	PCT. RANK	GAMES	SCHEDULE	OF SCHEDULE	RPI	RPI	RPI	RPI
DIV. I ONLY	15- 16	180	6-4	67	154	119	119	12	12
DIV. I NON-CONF.	7- 7	164	0	21	257	66	66	12	12
TOTALS	RPI 1-25	RPI 26-50	W-L RECORDS	RPI 51-100	RPI 101-150	RPI 150+			
15- 16	0- 1	0- 3	OVERALL	1- 5	5- 4	9- 3			
7- 5	0- 0	0- 1	HOME	0- 3	3- 0	4- 1			
8- 8	0- 1	0- 1	AWAY	1- 2	2- 2	5- 2			
0- 3	0- 0	0- 1	NEUTRAL	0- 0	0- 2	0- 0			
7- 7	0- 1	0- 2	NON-CONFERENCE	1- 1	2- 2	4- 1			
3- 1	0- 0	0- 0	HOME	0- 0	1- 0	2- 1			
4- 3	0- 1	0- 1	AWAY	1- 1	1- 0	2- 0			
0- 3	0- 0	0- 1	NEUTRAL	0- 0	0- 2	0- 0			
8- 9	0- 0	0- 1	CONFERENCE	0- 4	3- 2	5- 2			
4- 4	0- 0	0- 1	HOME	0- 3	2- 0	2- 0			
4- 5	0- 0	0- 0	AWAY	0- 1	1- 2	3- 2			
0- 0	0- 0	0- 0	NEUTRAL	0- 0	0- 0	0- 0			

RPI 1-25				RPI 26-50				RPI 51-100				RPI 101+ Team's RPI: 119			
RPI	S	Opponent	Score	RPI	S	Opponent	Score	RPI	S	Opponent	Score	RPI	S	Opponent	Score
23	A	Old Dominion	51 <b>73</b>	40	A	Drexel	52 <b>58</b>	53	A	Charlotte	59 <b>78</b>	107	H	William & Mary	76 73
				41	N	Bradley	57 <b>61</b>	83	A	Coastal Caro.	79 67	123	H	Duquesne	67 64
				49	H	Dayton	51 <b>65</b>	90	H	Fordham	47 <b>64</b>	131	H	Davidson	69 57
								95	H	Saint Louis	57 <b>60</b>	133	N	Hampton	65 <b>69</b>
								98	A	VCU	50 <b>53</b>	138	A	UNC Greensboro	70 62
								98	H	VCU	42 <b>57</b>	141	N	Mt. St. Mary's	67 <b>75</b>
												145	A	Massachusetts	50 <b>64</b>
												147	A	George Washington	57 49
												147	A	George Washington	40 <b>50</b>
												155	H	Norfolk St.	77 69
												191	H	Fla. Atlantic	57 55
												195	A	La Salle	67 61
												195	H	La Salle	63 61
												198	H	Furman	69 <b>70</b>
												213	A	Rhode Island	70 <b>76</b>
												230	A	Saint Joseph's	56 <b>67</b>
												240	A	Georgetown	51 49
												247	A	George Mason	75 70
												292	A	St. Bonaventure	72 58
												292	H	St. Bonaventure	63 59
												315	A	UMES	64 52
LAST 10 Division I															
147	A	George Washington	57 49	90	H	Fordham	47 <b>64</b>	123	H	Duquesne	67 64				
147	A	George Washington	40 <b>50</b>	95	H	Saint Louis	57 <b>60</b>	195	A	La Salle	67 61				
292	A	St. Bonaventure	72 58	292	A	St. Bonaventure	72 58	98	H	VCU	42 <b>57</b>				
247	A	George Mason	75 70	247	A	George Mason	75 70	292	H	St. Bonaventure	63 59				

Non-Div I Games:

Richmond

■ Loss, 
 ■ Non-Conf, S Site, 
 ■ Home 
 ■ Away 
 N Neutral



Average RPI Win: <b>245</b>	WON-LOST	WINNING	LAST 10	STRENGTH OF	OPP. STRENGTH	TEAM	ADJ.	CONF.	ADJ CONF.
Average RPI Loss: <b>132</b>	RECORD	PCT. RANK	GAMES	SCHEDULE	OF SCHEDULE	RPI	RPI	RPI	RPI
DIV. I ONLY	23- 4	17	8-2	316	195	92	92	24	24
DIV. I NON-CONF.	7- 2	53	0	335	38	130	130	25	25
TOTALS	RPI 1-25	RPI 26-50	W-L RECORDS	RPI 51-100	RPI 101-150	RPI 150+			
23- 4	0- 1	0- 0	OVERALL	1- 1	0- 1	22- 1			
11- 1	0- 0	0- 0	HOME	0- 1	0- 0	11- 0			
11- 2	0- 1	0- 0	AWAY	1- 0	0- 0	10- 1			
1- 1	0- 0	0- 0	NEUTRAL	0- 0	0- 1	1- 0			
7- 2	0- 1	0- 0	NON-CONFERENCE	0- 0	0- 1	7- 0			
3- 0	0- 0	0- 0	HOME	0- 0	0- 0	3- 0			
3- 1	0- 1	0- 0	AWAY	0- 0	0- 0	3- 0			
1- 1	0- 0	0- 0	NEUTRAL	0- 0	0- 1	1- 0			
16- 2	0- 0	0- 0	CONFERENCE	1- 1	0- 0	15- 1			
8- 1	0- 0	0- 0	HOME	0- 1	0- 0	8- 0			
8- 1	0- 0	0- 0	AWAY	1- 0	0- 0	7- 1			
0- 0	0- 0	0- 0	NEUTRAL	0- 0	0- 0	0- 0			

RPI 1-25				RPI 26-50				RPI 51-100 Team's RPI: 92				RPI 101+			
RPI	S	Opponent	Score	RPI	S	Opponent	Score	RPI	S	Opponent	Score	RPI	S	Opponent	Score
11	A	Princeton	47 <b>80</b>					55	A	Marist	76 72	139	N	North Florida	70 <b>80</b>
								55	H	Marist	58 <b>63</b>	188	A	Manhattan	55 50
												188	H	Manhattan	76 53
												190	A	Quinnipiac	68 62
												190	H	Quinnipiac	75 59
												195	H	La Salle	70 43
												215	A	Penn St.	78 70
												233	A	Fairfield	68 60
												233	H	Fairfield	60 52
												240	A	Georgetown	65 64
												253	A	Iona	81 37
												253	H	Iona	53 41
												256	N	Lipscomb	81 76
												262	H	Xavier	64 57
												277	A	Delaware St.	71 69
												281	A	Siena	69 38
												281	H	Siena	70 66
												282	A	Niagara	71 55
												282	H	Niagara	79 75
												298	H	Monmouth	48 25
												300	H	Wagner	77 63
												323	A	Saint Peter's	56 <b>67</b>
												337	A	Canisius	70 57
												337	H	Canisius	87 48
LAST 10 Division I															
337	H	Canisius	87 48	281	A	Siena	69 38								
233	A	Fairfield	68 60	55	H	Marist	58 <b>63</b>								
253	H	Iona	53 41	323	A	Saint Peter's	56 <b>67</b>								
190	A	Quinnipiac	68 62	298	H	Monmouth	48 25								
188	A	Manhattan	55 50	188	H	Manhattan	76 53								

Non-Div I Games:

Rider

■ Loss, 
 ■ Non-Conf, 
 ■ S Site, 
 ■ Home 
 ■ A Away 
 N Neutral

## Robert Morris

Through Games Of March 4, 2020

Average RPI Win:	274	WON-LOST	WINNING	LAST 10	STRENGTH OF	OPP. STRENGTH	TEAM	ADJ.	CONF.	ADJ CONF.
Average RPI Loss:	113	RECORD	PCT. RANK	GAMES	SCHEDULE	OF SCHEDULE	RPI	RPI	RPI	RPI
DIV. I ONLY	20- 7	43	9-1	266	309	115	115	30	30	
DIV. I NON-CONF.	4- 6	212	0	128	114	171	171	30	30	
TOTALS	RPI 1-25	RPI 26-50	W-L RECORDS	RPI 51-100	RPI 101-150	RPI 150+				
20- 7	0- 1	0- 1	OVERALL	0- 1	1- 2	19- 2				
9- 3	0- 0	0- 0	HOME	0- 0	0- 2	9- 1				
11- 4	0- 1	0- 1	AWAY	0- 1	1- 0	10- 1				
0- 0	0- 0	0- 0	NEUTRAL	0- 0	0- 0	0- 0				
4- 6	0- 1	0- 1	NON-CONFERENCE	0- 1	0- 1	4- 2				
2- 2	0- 0	0- 0	HOME	0- 0	0- 1	2- 1				
2- 4	0- 1	0- 1	AWAY	0- 1	0- 0	2- 1				
0- 0	0- 0	0- 0	NEUTRAL	0- 0	0- 0	0- 0				
16- 1	0- 0	0- 0	CONFERENCE	0- 0	1- 1	15- 0				
7- 1	0- 0	0- 0	HOME	0- 0	0- 1	7- 0				
9- 0	0- 0	0- 0	AWAY	0- 0	1- 0	8- 0				
0- 0	0- 0	0- 0	NEUTRAL	0- 0	0- 0	0- 0				

RPI 1-25				RPI 26-50				RPI 51-100				RPI 101+ Team's RPI: 115			
RPI	S	Opponent	Score	RPI	S	Opponent	Score	RPI	S	Opponent	Score	RPI	S	Opponent	Score
19	A	TCU	61 66	36	A	James Madison	32 59	97	A	Kent St.	81 82	106	H	Columbia	59 61
												141	A	Mt. St. Mary's	57 52
												141	H	Mt. St. Mary's	59 62
												155	A	Norfolk St.	69 62
												178	H	Delaware	62 73
												182	A	Merrimack	68 62
												182	H	Merrimack	72 50
												195	A	La Salle	71 68
												213	A	Rhode Island	59 71
												259	H	Youngstown St.	58 43
												262	H	Xavier	71 57
												274	A	Saint Francis (PA)	66 57
												300	A	Wagner	77 35
												300	H	Wagner	51 47
												301	A	Sacred Heart	67 38
												301	H	Sacred Heart	73 43
												316	A	St. Francis Brooklyn	70 59
												316	H	St. Francis Brooklyn	69 44
												318	A	Fairleigh Dickinson	48 35
												318	H	Fairleigh Dickinson	53 35
												326	H	Bryant	69 39
												335	A	LIU Brooklyn	70 59
												346	A	Central Conn. St.	86 56
												346	H	Central Conn. St.	80 42
LAST 10 Division I															
				141	A	Mt. St. Mary's	57 52					300	A	Wagner	77 35
				318	A	Fairleigh Dickinson	48 35					301	A	Sacred Heart	67 38
				141	H	Mt. St. Mary's	59 62					326	H	Bryant	69 39
				274	A	Saint Francis (PA)	66 57					346	H	Central Conn. St.	80 42
				318	H	Fairleigh Dickinson	53 35					316	A	St. Francis Brooklyn	70 59

Non-Div I Games: Pitt.-Johnstown 63 30

Robert Morris

■ Loss, 
 ■ Non-Conf, 
 ■ S Site, 
 ■ Home 
 ■ A Away 
 N Neutral

Average RPI Win:	154	WON-LOST	WINNING	LAST 10	STRENGTH OF	OPP. STRENGTH	TEAM	ADJ.	CONF.	ADJ CONF.
Average RPI Loss:	47	RECORD	PCT. RANK	GAMES	SCHEDULE	OF SCHEDULE	RPI	RPI	RPI	RPI
DIV. I ONLY	21- 8	54	6-4	105	18	42	42	2	2	
DIV. I NON-CONF.	10- 1	20	0	232	103	46	46	1	1	
TOTALS	RPI 1-25	RPI 26-50	W-L RECORDS	RPI 51-100	RPI 101-150	RPI 150+				
21- 8	2- 3	2- 2	OVERALL	3- 3	4- 0	10- 0				
14- 2	2- 1	1- 0	HOME	2- 1	2- 0	7- 0				
5- 6	0- 2	1- 2	AWAY	0- 2	1- 0	3- 0				
2- 0	0- 0	0- 0	NEUTRAL	1- 0	1- 0	0- 0				
10- 1	0- 0	0- 1	NON-CONFERENCE	2- 0	2- 0	6- 0				
7- 0	0- 0	0- 0	HOME	1- 0	1- 0	5- 0				
1- 1	0- 0	0- 1	AWAY	0- 0	0- 0	1- 0				
2- 0	0- 0	0- 0	NEUTRAL	1- 0	1- 0	0- 0				
11- 7	2- 3	2- 1	CONFERENCE	1- 3	2- 0	4- 0				
7- 2	2- 1	1- 0	HOME	1- 1	1- 0	2- 0				
4- 5	0- 2	1- 1	AWAY	0- 2	1- 0	2- 0				
0- 0	0- 0	0- 0	NEUTRAL	0- 0	0- 0	0- 0				

RPI 1-25				RPI 26-50				Team's RPI: 42	RPI 51-100				RPI 101+			
RPI	S	Opponent	Score	RPI	S	Opponent	Score		RPI	S	Opponent	Score	RPI	S	Opponent	Score
3	A	Maryland	50 79	34	A	LSU	58 64		58	H	Virginia	73 63	118	N	Vanderbilt	62 56
8	A	Northwestern	65 82	39	A	Michigan	57 71		72	N	Georgia Tech	46 43	125	H	Harvard	74 46
12	H	Iowa	78 74	39	H	Michigan	62 41		87	A	Minnesota	71 73	143	A	Wisconsin	64 61
15	H	Indiana	56 66	44	A	Purdue	59 53		88	H	Nebraska	69 65	143	H	Wisconsin	63 43
22	H	Ohio St.	59 57						94	A	Michigan St.	53 57	184	H	Towson	67 53
									94	H	Michigan St.	55 66	200	A	Illinois	75 51
													200	H	Illinois	72 41
													215	A	Penn St.	62 57
													215	H	Penn St.	72 39
													237	A	South Alabama	77 56
													243	H	Marshall	66 41
													254	H	Southern U.	78 58
													282	H	Niagara	87 37
													333	H	Coppin St.	107 33
LAST 10 Division I																
12	H	Iowa	78 74	94	A	Michigan St.	53 57									
143	H	Wisconsin	63 43	3	A	Maryland	50 79									
22	H	Ohio St.	59 57	215	H	Penn St.	72 39									
8	A	Northwestern	65 82	87	A	Minnesota	71 73									
39	H	Michigan	62 41	200	H	Illinois	72 41									

Non-Div I Games:

Rutgers

■ Loss, 
 ■ Non-Conf, 
 ■ S Site, 
 ■ H Home 
 ■ A Away 
 N Neutral

SFA				Through Games Of March 4, 2020						
Average RPI Win:	239	WON-LOST	WINNING	LAST 10	STRENGTH OF	OPP. STRENGTH	TEAM	ADJ.	CONF.	ADJ CONF.
Average RPI Loss:	134	RECORD	PCT. RANK	GAMES	SCHEDULE	OF SCHEDULE	RPI	RPI	RPI	RPI
DIV. I ONLY		19- 6	34	7-3	253	254	93	93	23	23
DIV. I NON-CONF.		4- 2	90	0	246	169	121	121	24	24
-----										
TOTALS	RPI 1-25	RPI 26-50		W-L RECORDS	RPI 51-100		RPI 101-150		RPI 150+	
19- 6	0- 0	0- 1		OVERALL	3- 2		0- 0		16- 3	
10- 1	0- 0	0- 1		HOME	2- 0		0- 0		8- 0	
8- 5	0- 0	0- 0		AWAY	1- 2		0- 0		7- 3	
1- 0	0- 0	0- 0		NEUTRAL	0- 0		0- 0		1- 0	
4- 2	0- 0	0- 1		NON-CONFERENCE	0- 1		0- 0		4- 0	
1- 1	0- 0	0- 1		HOME	0- 0		0- 0		1- 0	
2- 1	0- 0	0- 0		AWAY	0- 1		0- 0		2- 0	
1- 0	0- 0	0- 0		NEUTRAL	0- 0		0- 0		1- 0	
15- 4	0- 0	0- 0		CONFERENCE	3- 1		0- 0		12- 3	
9- 0	0- 0	0- 0		HOME	2- 0		0- 0		7- 0	
6- 4	0- 0	0- 0		AWAY	1- 1		0- 0		5- 3	
0- 0	0- 0	0- 0		NEUTRAL	0- 0		0- 0		0- 0	

RPI 1-25				RPI 26-50				RPI 51-100				Team's RPI: 93		RPI 101+			
RPI	S	Opponent	Score	RPI	S	Opponent	Score	RPI	S	Opponent	Score		RPI	S	Opponent	Score	
				37	H	UCF	57 63						153	A	Sam Houston St.	55 63	
								66	A	A&M-Corpus Christi	66 44		173	A	New Orleans	50 53	
								66	H	A&M-Corpus Christi	72 49		173	H	New Orleans	59 47	
								80	A	Oklahoma	62 75		231	A	Central Ark.	58 37	
								91	A	Abilene Christian	62 88		231	H	Central Ark.	102 41	
								91	H	Abilene Christian	69 59		232	A	Nevada	80 65	
													244	A	Tulsa	67 63	
													248	H	Southeastern La.	77 51	
													249	N	UC Santa Barbara	67 56	
													257	A	Nicholls St.	78 61	
													260	A	Lamar University	54 53	
													260	H	Lamar University	70 50	
													272	A	Incarinate Word	52 60	
													272	H	Incarinate Word	67 45	
													321	A	Houston Baptist	59 42	
													324	H	Alcorn	67 62	
													336	A	Northwestern St.	61 45	
													336	H	Northwestern St.	89 40	
													345	H	McNeese	82 51	
LAST 10 Division I																	
				91	A	Abilene Christian	62 88					66	H	A&M-Corpus Christi	72 49		
				260	H	Lamar University	70 50					173	H	New Orleans	59 47		
				336	A	Northwestern St.	61 45					257	A	Nicholls St.	78 61		
				272	A	Incarinate Word	52 60					153	A	Sam Houston St.	55 63		
				231	A	Central Ark.	58 37					91	H	Abilene Christian	69 59		

Non-Div I Games: LSU-Shreveport 75 32 Cent. Christian (KS104 46 Our Lady of the Lak87 75

SFA

Loss, Non-Conf, S Site, H Home A Away N Neutral

SIUE				Through Games Of March 4, 2020						
Average RPI Win:	335	WON-LOST	WINNING	LAST 10	STRENGTH OF	OPP. STRENGTH	TEAM	ADJ.	CONF.	ADJ CONF.
Average RPI Loss:	172	RECORD	PCT. RANK	GAMES	SCHEDULE	OF SCHEDULE	RPI	RPI	RPI	RPI
DIV. I ONLY	3- 25	338	0-10	251	235	338	338	20	20	
DIV. I NON-CONF.	2- 8	295	0	299	131	330	330	23	23	
-----										
TOTALS	RPI 1-25	RPI 26-50		W-L RECORDS	RPI 51-100	RPI 101-150		RPI 150+		
3- 25	0- 0	0- 2		OVERALL	0- 5	0- 3		3- 15		
2- 12	0- 0	0- 1		HOME	0- 2	0- 1		2- 8		
1- 12	0- 0	0- 1		AWAY	0- 3	0- 1		1- 7		
0- 1	0- 0	0- 0		NEUTRAL	0- 0	0- 1		0- 0		
2- 8	0- 0	0- 0		NON-CONFERENCE	0- 4	0- 1		2- 3		
2- 3	0- 0	0- 0		HOME	0- 2	0- 0		2- 1		
0- 4	0- 0	0- 0		AWAY	0- 2	0- 0		0- 2		
0- 1	0- 0	0- 0		NEUTRAL	0- 0	0- 1		0- 0		
1- 17	0- 0	0- 2		CONFERENCE	0- 1	0- 2		1- 12		
0- 9	0- 0	0- 1		HOME	0- 0	0- 1		0- 7		
1- 8	0- 0	0- 1		AWAY	0- 1	0- 1		1- 5		
0- 0	0- 0	0- 0		NEUTRAL	0- 0	0- 0		0- 0		

RPI 1-25				RPI 26-50				RPI 51-100				RPI 101+ Team's RPI: 338			
RPI	S	Opponent	Score	RPI	S	Opponent	Score	RPI	S	Opponent	Score	RPI	S	Opponent	Score
				47	A	UT Martin	58 75	52	A	Belmont	48 69	109	A	Southeast Mo. St.	57 80
				47	H	UT Martin	39 79	61	A	Illinois St.	53 74	109	H	Southeast Mo. St.	56 66
								88	A	Nebraska	49 63	144	N	North Ala.	67 85
								95	H	Saint Louis	35 68	157	H	Loyola Chicago	50 63
								100	H	Southern Ill.	67 103	166	A	Missouri	51 68
												171	A	Austin Peay	61 74
												171	H	Austin Peay	62 79
												208	A	Eastern Ill.	71 77
												208	H	Eastern Ill.	62 65
												210	H	Tennessee Tech	50 65
												235	H	Jacksonville St.	44 53
												236	A	Murray St.	60 74
												236	H	Murray St.	61 70
												280	A	Morehead St.	69 75
												280	H	Morehead St.	55 63
												287	A	Eastern Ky.	46 49
												287	H	Eastern Ky.	38 68
												312	A	Georgia St.	73 74
												332	H	Evansville	85 74
												334	A	Tennessee St.	76 63
												339	H	Purdue Fort Wayne	57 53
LAST 10 Division I															
				208	H	Eastern Ill.	62 65	208	A	Eastern Ill.	71 77				
				47	A	UT Martin	58 75	287	H	Eastern Ky.	38 68				
				236	H	Murray St.	61 70	280	H	Morehead St.	55 63				
				171	H	Austin Peay	62 79	236	A	Murray St.	60 74				
				109	A	Southeast Mo. St.	57 80	171	A	Austin Peay	61 74				

Non-Div I Games: Quincy

65 70

SIUE

  Loss, 
   Non-Conf, 
   S Site, 
   H Home 
   A Away 
 N Neutral

SMU				STRENGTH OF SCHEDULE	OPP. STRENGTH OF SCHEDULE	TEAM RPI	ADJ. RPI	CONF. RPI	ADJ CONF. RPI
Average RPI Win:	220	WON-LOST RECORD	WINNING PCT. RANK						
Average RPI Loss:	134		LAST 10 GAMES						
DIV. I ONLY	13- 15	193	5-5	190	125	220	220	9	9
DIV. I NON-CONF.	6- 6	164	0	187	276	238	238	9	9
-----									
TOTALS	RPI 1-25	RPI 26-50	W-L RECORDS	RPI 51-100	RPI 101-150	RPI 150+			
13- 15	0- 2	0- 1	OVERALL	1- 2	0- 3	12- 7			
10- 7	0- 2	0- 0	HOME	1- 1	0- 0	9- 4			
2- 8	0- 0	0- 1	AWAY	0- 1	0- 3	2- 3			
1- 0	0- 0	0- 0	NEUTRAL	0- 0	0- 0	1- 0			
6- 6	0- 1	0- 0	NON-CONFERENCE	1- 0	0- 2	5- 3			
5- 4	0- 1	0- 0	HOME	1- 0	0- 0	4- 3			
0- 2	0- 0	0- 0	AWAY	0- 0	0- 2	0- 0			
1- 0	0- 0	0- 0	NEUTRAL	0- 0	0- 0	1- 0			
7- 9	0- 1	0- 1	CONFERENCE	0- 2	0- 1	7- 4			
5- 3	0- 1	0- 0	HOME	0- 1	0- 0	5- 1			
2- 6	0- 0	0- 1	AWAY	0- 1	0- 1	2- 3			
0- 0	0- 0	0- 0	NEUTRAL	0- 0	0- 0	0- 0			

RPI 1-25				RPI 26-50				RPI 51-100				RPI 101+ Team's RPI: 220			
RPI	S	Opponent	Score	RPI	S	Opponent	Score	RPI	S	Opponent	Score	RPI	S	Opponent	Score
6	H	UConn	42 80	37	A	UCF	57 67	62	H	Rice	55 43	102	A	UT Arlington	46 51
19	H	TCU	56 57					69	A	South Fla.	62 85	114	A	Temple	62 85
								79	H	Cincinnati	58 73	135	A	Pacific	49 77
												156	H	Wright St.	61 69
												165	H	Tulane	66 67
												170	A	Wichita St.	72 67
												170	H	Wichita St.	64 44
												202	A	Memphis	52 57
												202	H	Memphis	69 60
												211	A	Houston	53 55
												211	H	Houston	60 47
												212	H	UTEP	60 56
												219	H	North Dakota	66 51
												226	H	Northern Colo.	52 61
												234	A	East Carolina	55 47
												234	H	East Carolina	53 45
												244	A	Tulsa	58 65
												244	H	Tulsa	57 38
												247	H	George Mason	58 59
												276	H	UC Irvine	59 56
												284	N	CSUN	68 58
												345	H	McNeese	81 60
-----															
LAST 10 Division I															
202	H	Memphis	69 60	234	H	East Carolina	53 45								
69	A	South Fla.	62 85	79	H	Cincinnati	58 73								
211	H	Houston	60 47	211	A	Houston	53 55								
170	A	Wichita St.	72 67	37	A	UCF	57 67								
244	A	Tulsa	58 65	170	H	Wichita St.	64 44								

Non-Div I Games:

SMU

■ Loss, 
 ■ Non-Conf, 
 ■ S Site, 
 ■ Home 
 ■ A Away 
 N Neutral

## Sacramento St.

## Through Games Of March 4, 2020

Average RPI Win:	254	WON-LOST	WINNING	LAST 10	STRENGTH OF	OPP. STRENGTH	TEAM	ADJ.	CONF.	ADJ CONF.
Average RPI Loss:	176	RECORD	PCT. RANK	GAMES	SCHEDULE	OF SCHEDULE	RPI	RPI	RPI	RPI
DIV. I ONLY	6- 20	312	3-7	240	216	304	304	18	18	
DIV. I NON-CONF.	0- 7	338	0	242	229	341	341	17	17	
TOTALS	RPI 1-25	RPI 26-50	W-L RECORDS	RPI 51-100	RPI 101-150	RPI 150+				
6- 20	0- 1	0- 0	OVERALL	0- 2	0- 3	6- 14				
2- 8	0- 1	0- 0	HOME	0- 1	0- 1	2- 5				
4- 12	0- 0	0- 0	AWAY	0- 1	0- 2	4- 9				
0- 0	0- 0	0- 0	NEUTRAL	0- 0	0- 0	0- 0				
0- 7	0- 1	0- 0	NON-CONFERENCE	0- 0	0- 1	0- 5				
0- 1	0- 1	0- 0	HOME	0- 0	0- 0	0- 0				
0- 6	0- 0	0- 0	AWAY	0- 0	0- 1	0- 5				
0- 0	0- 0	0- 0	NEUTRAL	0- 0	0- 0	0- 0				
6- 13	0- 0	0- 0	CONFERENCE	0- 2	0- 2	6- 9				
2- 7	0- 0	0- 0	HOME	0- 1	0- 1	2- 5				
4- 6	0- 0	0- 0	AWAY	0- 1	0- 1	4- 4				
0- 0	0- 0	0- 0	NEUTRAL	0- 0	0- 0	0- 0				

RPI 1-25				RPI 26-50				RPI 51-100				RPI 101+ Team's RPI: 304			
RPI	S	Opponent	Score	RPI	S	Opponent	Score	RPI	S	Opponent	Score	RPI	S	Opponent	Score
22	H	Ohio St.	74 104					67	A	Montana St.	69 113	120	A	Idaho	44 70
								67	H	Montana St.	48 85	120	H	Idaho	88 96
												149	A	San Jose St.	67 73
												152	A	Montana	45 90
												152	H	Montana	60 64
												163	A	UC Davis	75 77
												167	A	Idaho St.	62 80
												167	H	Idaho St.	51 75
												175	A	Northern Ariz.	107 114
												175	H	Northern Ariz.	65 85
												185	A	Southern Utah	71 62
												185	H	Southern Utah	87 82
												201	A	Portland St.	73 70
												206	A	San Francisco	82 87
												226	A	Northern Colo.	73 90
												226	H	Northern Colo.	63 73
												232	A	Nevada	72 83
												308	A	Seattle U	84 88
												309	A	Eastern Wash.	74 67
												309	H	Eastern Wash.	73 78
												310	A	Cal Poly	43 62
												322	A	Weber St.	91 67
												322	H	Weber St.	58 52
LAST 10 Division I															
152	A	Montana	45 90	185	A	Southern Utah	71 62								
67	A	Montana St.	69 113	167	H	Idaho St.	51 75								
120	H	Idaho	88 96	322	H	Weber St.	58 52								
309	H	Eastern Wash.	73 78	120	A	Idaho	44 70								
226	A	Northern Colo.	73 90	309	A	Eastern Wash.	74 67								

Non-Div I Games: Cal Maritime 86 55 Pacific Union 94 35

Sacramento St.

Loss, Non-Conf, S Site, H Home A Away N Neutral

Sacred Heart				Through Games of March 17, 1910						
Average RPI Win:	312	WON-LOST	WINNING	LAST 10	STRENGTH OF	OPP. STRENGTH	TEAM	ADJ.	CONF.	ADJ CONF.
Average RPI Loss:	190	RECORD	PCT. RANK	GAMES	SCHEDULE	OF SCHEDULE	RPI	RPI	RPI	RPI
DIV. I ONLY	10- 17	253	4-6		332	313	301	301	30	30
DIV. I NON-CONF.	2- 8	295	0		272	115	312	312	30	30
-----										
TOTALS	RPI 1-25		RPI 26-50	W-L RECORDS		RPI 51-100	RPI 101-150		RPI 150+	
10- 17	0- 0		0- 0	OVERALL		0- 4	0- 4		10- 9	
6- 4	0- 0		0- 0	HOME		0- 0	0- 3		6- 1	
3- 12	0- 0		0- 0	AWAY		0- 3	0- 1		3- 8	
1- 1	0- 0		0- 0	NEUTRAL		0- 1	0- 0		1- 0	
2- 8	0- 0		0- 0	NON-CONFERENCE		0- 4	0- 1		2- 3	
1- 1	0- 0		0- 0	HOME		0- 0	0- 1		1- 0	
0- 6	0- 0		0- 0	AWAY		0- 3	0- 0		0- 3	
1- 1	0- 0		0- 0	NEUTRAL		0- 1	0- 0		1- 0	
8- 9	0- 0		0- 0	CONFERENCE		0- 0	0- 3		8- 6	
5- 3	0- 0		0- 0	HOME		0- 0	0- 2		5- 1	
3- 6	0- 0		0- 0	AWAY		0- 0	0- 1		3- 5	
0- 0	0- 0		0- 0	NEUTRAL		0- 0	0- 0		0- 0	

[illegible]

Non-Div I Games:	Bridgeport	77	63
------------------	------------	----	----

Sacred Heart

Loss, Non-Conf, S Site, H Home A Away N Neutral



## Saint Francis (PA)

## Through Games Of March 4, 2020

Average RPI Win:	310	WON-LOST	WINNING	LAST 10	STRENGTH OF	OPP. STRENGTH	TEAM	ADJ.	CONF.	ADJ CONF.
Average RPI Loss:	169	RECORD	PCT. RANK	GAMES	SCHEDULE	OF SCHEDULE	RPI	RPI	RPI	RPI
DIV. I ONLY	11- 17	238	4-6	276	308	274	274	30	30	
DIV. I NON-CONF.	2- 9	304	0	73	138	225	225	30	30	
TOTALS	RPI 1-25	RPI 26-50	W-L RECORDS	RPI 51-100	RPI 101-150	RPI 150+				
11- 17	0- 0	0- 3	OVERALL	0- 3	0- 4	11- 7				
5- 7	0- 0	0- 1	HOME	0- 1	0- 2	5- 3				
5- 9	0- 0	0- 1	AWAY	0- 2	0- 2	5- 4				
1- 1	0- 0	0- 1	NEUTRAL	0- 0	0- 0	1- 0				
2- 9	0- 0	0- 3	NON-CONFERENCE	0- 3	0- 1	2- 2				
0- 3	0- 0	0- 1	HOME	0- 1	0- 0	0- 1				
1- 5	0- 0	0- 1	AWAY	0- 2	0- 1	1- 1				
1- 1	0- 0	0- 1	NEUTRAL	0- 0	0- 0	1- 0				
9- 8	0- 0	0- 0	CONFERENCE	0- 0	0- 3	9- 5				
5- 4	0- 0	0- 0	HOME	0- 0	0- 2	5- 2				
4- 4	0- 0	0- 0	AWAY	0- 0	0- 1	4- 3				
0- 0	0- 0	0- 0	NEUTRAL	0- 0	0- 0	0- 0				

RPI	S	Opponent	Score	RPI	S	Opponent	Score	RPI	S	Opponent	Score	RPI	S	Opponent	Score	Team's RPI: 274
33	A	Virginia Tech	41	105	56	A	West Virginia	45	74	115	H	Robert Morris	57	66		
35	N	FGCU	64	97	69	A	South Fla.	23	62	123	A	Duquesne	69	72		
50	H	Bucknell	46	70	99	H	Liberty	52	71	141	A	Mt. St. Mary's	44	68		
										141	H	Mt. St. Mary's	55	66		
										182	H	Merrimack	56	71		
										225	N	Stetson	78	73		
										259	H	Youngstown St.	46	56		
										280	A	Morehead St.	54	65		
										300	A	Wagner	50	55		
										300	H	Wagner	51	50		
										301	A	Sacred Heart	48	39		
										301	H	Sacred Heart	60	58		
										307	A	Vermont	73	69		
										316	A	St. Francis Brooklyn	67	59		
										316	H	St. Francis Brooklyn	82	72		
										318	A	Fairleigh Dickinson	47	56		
										326	A	Bryant	63	60		
										326	H	Bryant	64	58		
										335	A	LIU Brooklyn	53	71		
										335	H	LIU Brooklyn	64	71		
										346	A	Central Conn. St.	64	52		
										346	H	Central Conn. St.	72	68		
LAST 10 Division I																
141	H	Mt. St. Mary's	55	66	300	A	Wagner	50	55							
335	H	LIU Brooklyn	64	71	346	H	Central Conn. St.	72	68							
115	H	Robert Morris	57	66	326	H	Bryant	64	58							
141	A	Mt. St. Mary's	44	68	335	A	LIU Brooklyn	53	71							
301	A	Sacred Heart	48	39	316	A	St. Francis Brooklyn	67	59							

Non-Div I Games:

Saint Francis (PA)

■ Loss, 
 ■ Non-Conf, 
 ■ S Site, 
 ■ Home 
 ■ A Away 
 N Neutral

## Saint Joseph's

Through Games Of March 4, 2020

Average RPI Win:	190	WON-LOST	WINNING	LAST 10	STRENGTH OF	OPP. STRENGTH	TEAM	ADJ.	CONF.	ADJ CONF.
Average RPI Loss:	126	RECORD	PCT. RANK	GAMES	SCHEDULE	OF SCHEDULE	RPI	RPI	RPI	RPI
DIV. I ONLY	9- 20	286	1-9	100	135	230	230	12	12	
DIV. I NON-CONF.	6- 6	164	0	115	139	159	159	12	12	
TOTALS	RPI 1-25	RPI 26-50	W-L RECORDS	RPI 51-100	RPI 101-150	RPI 150+				
9- 20	0- 0	0- 2	OVERALL	0- 7	5- 6	4- 5				
5- 9	0- 0	0- 2	HOME	0- 1	2- 3	3- 3				
3- 9	0- 0	0- 0	AWAY	0- 5	2- 3	1- 1				
1- 2	0- 0	0- 0	NEUTRAL	0- 1	1- 0	0- 1				
6- 6	0- 0	0- 1	NON-CONFERENCE	0- 3	3- 1	3- 1				
4- 2	0- 0	0- 1	HOME	0- 1	1- 0	3- 0				
1- 2	0- 0	0- 0	AWAY	0- 1	1- 1	0- 0				
1- 2	0- 0	0- 0	NEUTRAL	0- 1	1- 0	0- 1				
3- 14	0- 0	0- 1	CONFERENCE	0- 4	2- 5	1- 4				
1- 7	0- 0	0- 1	HOME	0- 0	1- 3	0- 3				
2- 7	0- 0	0- 0	AWAY	0- 4	1- 2	1- 1				
0- 0	0- 0	0- 0	NEUTRAL	0- 0	0- 0	0- 0				

RPI S	Opponent	Score	RPI S	Opponent	Score	RPI S	Opponent	Score	RPI S	Opponent	Score	Team's RPI: 230
40	H Drexel	52 62	49	H Dayton	44 59	68	H Penn	45 55	105	A Auburn	62 66	
						75	A Villanova	44 60	106	A Columbia	71 57	
						77	N Seton Hall	39 55	114	H Temple	67 63	
						90	A Fordham	36 59	119	H Richmond	67 56	
						90	A Fordham	45 67	123	A Duquesne	42 53	
						95	A Saint Louis	48 63	123	H Duquesne	51 58	
						98	A VCU	40 47	125	N Harvard	63 39	
									131	A Davidson	63 54	
									145	A Massachusetts	43 61	
									145	H Massachusetts	47 51	
									147	H George Washington	50 56	
									195	A La Salle	59 67	
									195	H La Salle	53 59	
									198	N Furman	48 63	
									199	H American	72 51	
									213	H Rhode Island	47 49	
									247	H George Mason	49 54	
									292	A St. Bonaventure	61 60	
									301	H Sacred Heart	71 44	
									319	H Navy	49 40	
LAST 10 Division I												
90	A Fordham	36 59	195	H La Salle	53 59							
90	A Fordham	45 67	123	A Duquesne	42 53							
145	H Massachusetts	47 51	95	A Saint Louis	48 63							
247	H George Mason	49 54	49	H Dayton	44 59							
131	A Davidson	63 54	147	H George Washington	50 56							

Non-Div I Games:

Saint Joseph's

  Loss, 
  Non-Conf, 
  S Site, 
  H Home 
  A Away 
N Neutral

## Saint Louis

Through Games Of March 4, 2020

Average RPI Win:	168	WON-LOST	WINNING	LAST 10	STRENGTH OF	OPP. STRENGTH	TEAM	ADJ.	CONF.	ADJ CONF.
Average RPI Loss:	104	RECORD	PCT. RANK	GAMES	SCHEDULE	OF SCHEDULE	RPI	RPI	RPI	RPI
DIV. I ONLY	18- 12	119	7-3	88	107	95	95	12	12	
DIV. I NON-CONF.	8- 5	117	0	85	77	74	74	12	12	
TOTALS	RPI 1-25	RPI 26-50	W-L RECORDS	RPI 51-100	RPI 101-150	RPI 150+				
18- 12	0- 1	1- 2	OVERALL	3- 4	6- 3	8- 2				
10- 5	0- 1	1- 1	HOME	2- 1	4- 2	3- 0				
8- 7	0- 0	0- 1	AWAY	1- 3	2- 1	5- 2				
0- 0	0- 0	0- 0	NEUTRAL	0- 0	0- 0	0- 0				
8- 5	0- 1	1- 0	NON-CONFERENCE	2- 1	2- 2	3- 1				
4- 2	0- 1	1- 0	HOME	1- 0	2- 1	0- 0				
4- 3	0- 0	0- 0	AWAY	1- 1	0- 1	3- 1				
0- 0	0- 0	0- 0	NEUTRAL	0- 0	0- 0	0- 0				
10- 7	0- 0	0- 2	CONFERENCE	1- 3	4- 1	5- 1				
6- 3	0- 0	0- 1	HOME	1- 1	2- 1	3- 0				
4- 4	0- 0	0- 1	AWAY	0- 2	2- 0	2- 1				
0- 0	0- 0	0- 0	NEUTRAL	0- 0	0- 0	0- 0				

RPI	S	Opponent	Score	RPI	S	Opponent	Score	RPI	S	Opponent	Score	RPI	S	Opponent	Score
11	H	Princeton	50 66	47	H	UT Martin	56 50	61	H	Illinois St.	61 56	108	H	Colgate	61 51
				49	A	Dayton	47 48	79	A	Cincinnati	60 50	109	H	Southeast Mo. St.	76 61
				49	H	Dayton	66 78	90	A	Fordham	54 66	118	A	Vanderbilt	50 62
								90	H	Fordham	59 49	119	A	Richmond	60 57
								98	A	VCU	60 67	121	H	Kansas	60 68
								98	H	VCU	52 65	123	H	Duquesne	53 50
								100	A	Southern Ill.	53 61	131	H	Davidson	58 65
												145	H	Massachusetts	71 56
												147	A	George Washington	59 45
												166	A	Missouri	58 83
												181	A	Northern Ky.	67 42
												195	A	La Salle	77 61
												213	A	Rhode Island	63 72
												230	H	Saint Joseph's	63 48
												247	A	George Mason	64 51
												247	H	George Mason	69 61
												273	A	Indiana St.	55 53
												292	H	St. Bonaventure	72 51
												338	A	SIUE	68 35
LAST 10 Division I															
247	H	George Mason	69 61	145	H	Massachusetts	71 56								
49	H	Dayton	66 78	213	A	Rhode Island	63 72								
119	A	Richmond	60 57	247	A	George Mason	64 51								
98	A	VCU	60 67	230	H	Saint Joseph's	63 48								
90	H	Fordham	59 49	147	A	George Washington	59 45								

Non-Div I Games:

Saint Louis

■ Loss, 
 ■ Non-Conf, 
 ■ S Site, 
 ■ H Home 
 ■ A Away 
 N Neutral

## Saint Mary's (CA)

Through Games Of March 4, 2020

Average RPI Win:	202	WON-LOST	WINNING	LAST 10	STRENGTH OF	OPP. STRENGTH	TEAM	ADJ.	CONF.	ADJ CONF.
Average RPI Loss:	119	RECORD	PCT. RANK	GAMES	SCHEDULE	OF SCHEDULE	RPI	RPI	RPI	RPI
DIV. I ONLY	11- 18	248	2-8	90	119	196	196	11	11	
DIV. I NON-CONF.	5- 6	187	0	71	135	153	153	11	11	
TOTALS	RPI 1-25	RPI 26-50	W-L RECORDS	RPI 51-100	RPI 101-150	RPI 150+				
11- 18	1- 2	1- 2	OVERALL	0- 2	0- 7	9- 5				
7- 8	1- 1	1- 1	HOME	0- 1	0- 3	5- 2				
3- 10	0- 1	0- 1	AWAY	0- 1	0- 4	3- 3				
1- 0	0- 0	0- 0	NEUTRAL	0- 0	0- 0	1- 0				
5- 6	0- 1	1- 2	NON-CONFERENCE	0- 0	0- 1	4- 2				
4- 2	0- 1	1- 1	HOME	0- 0	0- 0	3- 0				
0- 4	0- 0	0- 1	AWAY	0- 0	0- 1	0- 2				
1- 0	0- 0	0- 0	NEUTRAL	0- 0	0- 0	1- 0				
6- 12	1- 1	0- 0	CONFERENCE	0- 2	0- 6	5- 3				
3- 6	1- 0	0- 0	HOME	0- 1	0- 3	2- 2				
3- 6	0- 1	0- 0	AWAY	0- 1	0- 3	3- 1				
0- 0	0- 0	0- 0	NEUTRAL	0- 0	0- 0	0- 0				

RPI 1-25				RPI 26-50				RPI 51-100				RPI 101+ Team's RPI: 196			
RPI	S	Opponent	Score	RPI	S	Opponent	Score	RPI	S	Opponent	Score	RPI	S	Opponent	Score
10	A	Gonzaga	49 74	28	H	Marquette	63 77	84	A	BYU	39 60	111	A	San Diego	59 73
10	H	Gonzaga	70 60	32	H	Western Ky.	80 73	84	H	BYU	55 65	111	H	San Diego	54 72
21	H	NC State	70 87	37	A	UCF	58 67					121	A	Kansas	81 86
												135	A	Pacific	53 65
												135	H	Pacific	66 68
												140	A	Portland	65 78
												140	H	Portland	53 72
												162	A	Wyoming	67 69
												163	H	UC Davis	83 74
												193	A	Santa Clara	95 87
												193	H	Santa Clara	87 94
												194	A	Pepperdine	64 73
												194	H	Pepperdine	85 78
												206	A	San Francisco	86 79
												206	H	San Francisco	55 69
												232	A	Nevada	72 78
												249	H	UC Santa Barbara	64 43
												289	A	LMU (CA)	70 61
												289	H	LMU (CA)	86 70
												292	N	St. Bonaventure	72 57
												310	H	Cal Poly	84 67
LAST 10 Division I															
206	H	San Francisco	55 69	10	H	Gonzaga	70 60								
193	H	Santa Clara	87 94	140	H	Portland	53 72								
135	A	Pacific	53 65	194	A	Pepperdine	64 73								
111	A	San Diego	59 73	289	A	LMU (CA)	70 61								
84	A	BYU	39 60	135	H	Pacific	66 68								

Non-Div I Games:

Saint Mary's (CA)

■ Loss, 
 ■ Non-Conf, 
 ■ S Site, 
 ■ Home 
 ■ Away 
 N Neutral

Average RPI Win: 274		WON-LOST	WINNING	LAST 10	STRENGTH OF	OPP. STRENGTH	TEAM	ADJ.	CONF.	ADJ CONF.
Average RPI Loss: 232		RECORD	PCT. RANK	GAMES	SCHEDULE	OF SCHEDULE	RPI	RPI	RPI	RPI
DIV. I ONLY		8- 19	293	3-7	339	325	323	323	24	24
DIV. I NON-CONF.		3- 6	235	0	342	349	327	327	25	25
TOTALS		RPI 1-25	RPI 26-50	W-L RECORDS	RPI 51-100	RPI 101-150	RPI 150+			
8- 19	0- 0		0- 0	OVERALL	1- 2	0- 1	7- 16			
5- 7	0- 0		0- 0	HOME	1- 1	0- 1	4- 5			
3- 12	0- 0		0- 0	AWAY	0- 1	0- 0	3- 11			
0- 0	0- 0		0- 0	NEUTRAL	0- 0	0- 0	0- 0			
3- 6	0- 0		0- 0	NON-CONFERENCE	0- 0	0- 1	3- 5			
1- 2	0- 0		0- 0	HOME	0- 0	0- 1	1- 1			
2- 4	0- 0		0- 0	AWAY	0- 0	0- 0	2- 4			
0- 0	0- 0		0- 0	NEUTRAL	0- 0	0- 0	0- 0			
5- 13	0- 0		0- 0	CONFERENCE	1- 2	0- 0	4- 11			
4- 5	0- 0		0- 0	HOME	1- 1	0- 0	3- 4			
1- 8	0- 0		0- 0	AWAY	0- 1	0- 0	1- 7			
0- 0	0- 0		0- 0	NEUTRAL	0- 0	0- 0	0- 0			

[illegible]

Non-Div I Games:

Saint Peter's

Loss, Non-Conf, S Site, H Home A Away N Neutral

Sam Houston St.

Through Games Of March 4, 2020

Average RPI Win:	255	WON-LOST	WINNING	LAST 10	STRENGTH OF	OPP. STRENGTH	TEAM	ADJ.	CONF.	ADJ CONF.
Average RPI Loss:	146	RECORD	PCT. RANK	GAMES	SCHEDULE	OF SCHEDULE	RPI	RPI	RPI	RPI
DIV. I ONLY	16- 9	93	6-4	291	233	153	153	23	23	
DIV. I NON-CONF.	2- 4	235	0	328	102	271	271	24	24	
TOTALS	RPI 1-25	RPI 26-50	W-L RECORDS	RPI 51-100	RPI 101-150	RPI 150+				
16- 9	0- 0	0- 0	OVERALL	1- 5	0- 1	15- 3				
8- 3	0- 0	0- 0	HOME	1- 2	0- 0	7- 1				
8- 6	0- 0	0- 0	AWAY	0- 3	0- 1	8- 2				
0- 0	0- 0	0- 0	NEUTRAL	0- 0	0- 0	0- 0				
2- 4	0- 0	0- 0	NON-CONFERENCE	0- 1	0- 1	2- 2				
1- 0	0- 0	0- 0	HOME	0- 0	0- 0	1- 0				
1- 4	0- 0	0- 0	AWAY	0- 1	0- 1	1- 2				
0- 0	0- 0	0- 0	NEUTRAL	0- 0	0- 0	0- 0				
14- 5	0- 0	0- 0	CONFERENCE	1- 4	0- 0	13- 1				
7- 3	0- 0	0- 0	HOME	1- 2	0- 0	6- 1				
7- 2	0- 0	0- 0	AWAY	0- 2	0- 0	7- 0				
0- 0	0- 0	0- 0	NEUTRAL	0- 0	0- 0	0- 0				

RPI S	Opponent	Score	RPI S	Opponent	Score	RPI S	Opponent	Score	RPI S	Opponent	Score	Team's RPI: 153
						66	A A&M-Corpus Christi	54 57	142	A Texas Tech	57 99	
						66	H A&M-Corpus Christi	45 60	173	A New Orleans	78 46	
						80	A Oklahoma	71 95	189	H Louisiana	77 73	
						91	A Abilene Christian	91 94	214	A Oral Roberts	41 64	
						91	H Abilene Christian	73 81	231	A Central Ark.	72 54	
						93	H SFA	63 55	231	H Central Ark.	73 58	
									248	A Southeastern La.	84 69	
									248	H Southeastern La.	81 75	
									257	A Nicholls St.	80 77	
									257	H Nicholls St.	87 71	
									260	A Lamar University	75 68	
									260	H Lamar University	68 47	
									272	H Incarnate Word	74 77	
									294	A Ole Miss	69 75	
									313	A UTSA	81 77	
									321	A Houston Baptist	97 69	
									321	H Houston Baptist	75 60	
									336	A Northwestern St.	79 69	
									345	H McNeese	92 59	
LAST 10 Division I												
			66	H A&M-Corpus Christi	45 60	248	H Southeastern La.	81 75				
			91	A Abilene Christian	91 94	257	A Nicholls St.	80 77				
			321	H Houston Baptist	75 60	272	H Incarnate Word	74 77				
			260	A Lamar University	75 68	93	H SFA	63 55				
			231	H Central Ark.	73 58	66	A A&M-Corpus Christi	54 57				

Non-Div I Games: Jarvis Christian 114 46 Howard Payne 91 49 Wiley 102 52

Sam Houston St.

Loss, Non-Conf, S Site, H Home A Away N Neutral

Average RPI Win:	263	WON-LOST	WINNING	LAST 10	STRENGTH OF	OPP. STRENGTH	TEAM	ADJ.	CONF.	ADJ CONF.
Average RPI Loss:	130	RECORD	PCT. RANK	GAMES	SCHEDULE	OF SCHEDULE	RPI	RPI	RPI	RPI
DIV. I ONLY	14- 14	170	7-3	197	253	169	169	27	27	
DIV. I NON-CONF.	4- 10	259	0	64	216	160	160	21	21	
TOTALS	RPI 1-25	RPI 26-50	W-L RECORDS	RPI 51-100	RPI 101-150	RPI 150+				
14- 14	0- 0	0- 5	OVERALL	0- 1	3- 2	11- 6				
5- 5	0- 0	0- 2	HOME	0- 0	1- 0	4- 3				
8- 9	0- 0	0- 3	AWAY	0- 1	2- 2	6- 3				
1- 0	0- 0	0- 0	NEUTRAL	0- 0	0- 0	1- 0				
4- 10	0- 0	0- 5	NON-CONFERENCE	0- 1	1- 2	3- 2				
0- 3	0- 0	0- 2	HOME	0- 0	0- 0	0- 1				
3- 7	0- 0	0- 3	AWAY	0- 1	1- 2	2- 1				
1- 0	0- 0	0- 0	NEUTRAL	0- 0	0- 0	1- 0				
10- 4	0- 0	0- 0	CONFERENCE	0- 0	2- 0	8- 4				
5- 2	0- 0	0- 0	HOME	0- 0	1- 0	4- 2				
5- 2	0- 0	0- 0	AWAY	0- 0	1- 0	4- 2				
0- 0	0- 0	0- 0	NEUTRAL	0- 0	0- 0	0- 0				

RPI S	Opponent	Score	RPI S	Opponent	Score	RPI S	Opponent	Score	RPI S	Opponent	Score	Team's RPI: 169
			26	A Kentucky	49 79	90	A Fordham	37 68	126	A UAB	69 76	
			32	H Western Ky.	84 88				134	A Florida	48 84	
			38	A Florida St.	59 88				138	A UNC Greensboro	56 42	
			43	H Troy	65 74				138	H UNC Greensboro	69 57	
			47	A UT Martin	75 80				144	A North Ala.	79 63	
									192	A Chattanooga	58 64	
									192	H Chattanooga	60 46	
									198	A Furman	69 77	
									198	H Furman	59 72	
									210	H Tennessee Tech	57 72	
									224	A Kennesaw St.	55 60	
									236	A Murray St.	84 56	
									266	A Wofford	74 58	
									266	H Wofford	63 69	
									288	A ETSU	76 60	
									288	H ETSU	68 34	
									320	A Alabama St.	83 48	
									325	N Hofstra	65 45	
									328	A Mercer	60 54	
									328	H Mercer	72 64	
									343	A Western Caro.	62 50	
									343	H Western Caro.	70 53	
LAST 10 Division I												
			343	H Western Caro.	70 53	266	H Wofford	63 69				
			138	H UNC Greensboro	69 57	198	H Furman	59 72				
			192	A Chattanooga	58 64	138	A UNC Greensboro	56 42				
			288	A ETSU	76 60	343	A Western Caro.	62 50				
			328	A Mercer	60 54	288	H ETSU	68 34				

Non-Div I Games: Montevallo 81 60

Samford

Loss, Non-Conf, S Site, H Home A Away N Neutral

Average RPI Win:	204	WON-LOST	WINNING	LAST 10	STRENGTH OF	OPP. STRENGTH	TEAM	ADJ.	CONF.	ADJ CONF.
Average RPI Loss:	125	RECORD	PCT. RANK	GAMES	SCHEDULE	OF SCHEDULE	RPI	RPI	RPI	RPI
DIV. I ONLY	18- 10	87	8-2	148	145	111	111	11	11	
DIV. I NON-CONF.	5- 5	164	0	214	302	226	226	11	11	
TOTALS	RPI 1-25	RPI 26-50	W-L RECORDS	RPI 51-100	RPI 101-150	RPI 150+				
18- 10	0- 2	0- 0	OVERALL	1- 1	4- 4	13- 3				
11- 5	0- 1	0- 0	HOME	1- 0	2- 3	8- 1				
7- 5	0- 1	0- 0	AWAY	0- 1	2- 1	5- 2				
0- 0	0- 0	0- 0	NEUTRAL	0- 0	0- 0	0- 0				
5- 5	0- 0	0- 0	NON-CONFERENCE	0- 0	0- 4	5- 1				
3- 4	0- 0	0- 0	HOME	0- 0	0- 3	3- 1				
2- 1	0- 0	0- 0	AWAY	0- 0	0- 1	2- 0				
0- 0	0- 0	0- 0	NEUTRAL	0- 0	0- 0	0- 0				
13- 5	0- 2	0- 0	CONFERENCE	1- 1	4- 0	8- 2				
8- 1	0- 1	0- 0	HOME	1- 0	2- 0	5- 0				
5- 4	0- 1	0- 0	AWAY	0- 1	2- 0	3- 2				
0- 0	0- 0	0- 0	NEUTRAL	0- 0	0- 0	0- 0				

RPI 1-25				RPI 26-50				RPI 51-100				RPI 101+ Team's RPI: 111			
RPI	S	Opponent	Score	RPI	S	Opponent	Score	RPI	S	Opponent	Score	RPI	S	Opponent	Score
10	A	Gonzaga	46 57					84	A	BYU	36 52	120	H	Idaho	32 65
10	H	Gonzaga	42 57					84	H	BYU	51 45	127	H	Washington	47 65
												135	A	Pacific	66 64
												135	H	Pacific	66 61
												140	A	Portland	62 58
												140	H	Portland	74 55
												142	H	Texas Tech	60 64
												149	A	San Jose St.	82 88
												184	H	Towson	81 67
												193	A	Santa Clara	66 78
												193	H	Santa Clara	50 47
												194	A	Pepperdine	57 73
												194	H	Pepperdine	62 58
												196	A	Saint Mary's (CA)	72 54
												196	H	Saint Mary's (CA)	73 59
												206	A	San Francisco	61 58
												206	H	San Francisco	54 50
												222	H	Cal St. Fullerton	67 72
												241	A	San Diego St.	70 47
												270	A	Air Force	70 59
												284	H	CSUN	59 40
												289	A	LMU (CA)	67 59
												289	H	LMU (CA)	54 50
												298	H	Monmouth	57 49
LAST 10 Division I															
194	H	Pepperdine	62 58	135	H	Pacific	66 61								
289	H	LMU (CA)	54 50	84	H	BYU	51 45								
193	A	Santa Clara	66 78	140	A	Portland	62 58								
206	A	San Francisco	61 58	10	A	Gonzaga	46 57								
196	H	Saint Mary's (CA)	73 59	206	H	San Francisco	54 50								

Non-Div I Games: Biola 81 28

San Diego

■ Loss, 
 ■ Non-Conf, 
 ■ S Site, 
 ■ Home 
 ■ A Away 
 N Neutral



Average RPI Win:	244	WON-LOST	WINNING	LAST 10	STRENGTH OF	OPP. STRENGTH	TEAM	ADJ.	CONF.	ADJ CONF.
Average RPI Loss:	183	RECORD	PCT. RANK	GAMES	SCHEDULE	OF SCHEDULE	RPI	RPI	RPI	RPI
DIV. I ONLY	13- 17	212	6-4	225	244	241	241	17	17	
DIV. I NON-CONF.	4- 7	225	0	244	331	282	282	20	20	
TOTALS	RPI 1-25	RPI 26-50	W-L RECORDS	RPI 51-100	RPI 101-150	RPI 150+				
13- 17	0- 0	0- 0	OVERALL	0- 4	0- 3	13- 10				
8- 8	0- 0	0- 0	HOME	0- 2	0- 2	8- 4				
5- 8	0- 0	0- 0	AWAY	0- 2	0- 1	5- 5				
0- 1	0- 0	0- 0	NEUTRAL	0- 0	0- 0	0- 1				
4- 7	0- 0	0- 0	NON-CONFERENCE	0- 0	0- 2	4- 5				
2- 5	0- 0	0- 0	HOME	0- 0	0- 2	2- 3				
2- 2	0- 0	0- 0	AWAY	0- 0	0- 0	2- 2				
0- 0	0- 0	0- 0	NEUTRAL	0- 0	0- 0	0- 0				
9- 10	0- 0	0- 0	CONFERENCE	0- 4	0- 1	9- 5				
6- 3	0- 0	0- 0	HOME	0- 2	0- 0	6- 1				
3- 6	0- 0	0- 0	AWAY	0- 2	0- 1	3- 3				
0- 1	0- 0	0- 0	NEUTRAL	0- 0	0- 0	0- 1				

RPI 1-25				RPI 26-50				RPI 51-100				RPI 101+ Team's RPI: 241					
RPI	S	Opponent	Score	RPI	S	Opponent	Score	RPI	S	Opponent	Score	RPI	S	Opponent	Score		
								65	A	Fresno St.	54	79	111	H	San Diego	47	70
								65	H	Fresno St.	60	65	130	H	California	48	74
								86	A	Boise St.	72	86	149	A	San Jose St.	67	84
								86	H	Boise St.	67	69	162	A	Wyoming	67	81
													162	H	Wyoming	67	60
													184	H	Towson	80	72
													221	A	UNLV	67	72
													221	H	UNLV	48	39
													222	H	Cal St. Fullerton	55	45
													223	A	Hawaii	58	61
													227	A	New Mexico	67	58
													227	H	New Mexico	75	74
													232	A	Nevada	69	70
													232	H	Nevada	81	68
													242	H	Alabama A&M	53	61
													249	A	UC Santa Barbara	52	64
													255	H	Arkansas St.	62	71
													270	H	Air Force	49	51
													272	A	Incarnate Word	57	48
													278	A	Utah St.	59	51
													278	H	Utah St.	66	62
													278	N	Utah St.	79	81
													284	H	CSUN	69	74
													290	A	Colorado St.	64	61
													290	H	Colorado St.	59	49
													291	A	California Baptist	80	68
LAST 10 Division I																	
								278	N	Utah St.	79	81	227	A	New Mexico	67	58
								232	H	Nevada	81	68	270	H	Air Force	49	51
								290	A	Colorado St.	64	61	278	A	Utah St.	59	51
								221	A	UNLV	67	72	227	H	New Mexico	75	74
								86	H	Boise St.	67	69	221	H	UNLV	48	39

Non-Div I Games: Westcliff 77 56

San Diego St.

## San Francisco

Through Games Of March 4, 2020

Average RPI Win:	222	WON-LOST	WINNING	LAST 10	STRENGTH OF	OPP. STRENGTH	TEAM	ADJ.	CONF.	ADJ CONF.
Average RPI Loss:	124	RECORD	PCT. RANK	GAMES	SCHEDULE	OF SCHEDULE	RPI	RPI	RPI	RPI
DIV. I ONLY	12- 18	233	5-5	138	124	206	206	11	11	
DIV. I NON-CONF.	7- 5	131	0	161	205	143	143	11	11	
TOTALS	RPI 1-25	RPI 26-50	W-L RECORDS	RPI 51-100	RPI 101-150	RPI 150+				
12- 18	0- 4	0- 0	OVERALL	1- 1	1- 7	10- 6				
5- 9	0- 2	0- 0	HOME	1- 0	0- 4	4- 3				
4- 8	0- 1	0- 0	AWAY	0- 1	1- 3	3- 3				
3- 1	0- 1	0- 0	NEUTRAL	0- 0	0- 0	3- 0				
7- 5	0- 2	0- 0	NON-CONFERENCE	0- 0	0- 2	7- 1				
3- 2	0- 1	0- 0	HOME	0- 0	0- 1	3- 0				
1- 2	0- 0	0- 0	AWAY	0- 0	0- 1	1- 1				
3- 1	0- 1	0- 0	NEUTRAL	0- 0	0- 0	3- 0				
5- 13	0- 2	0- 0	CONFERENCE	1- 1	1- 5	3- 5				
2- 7	0- 1	0- 0	HOME	1- 0	0- 3	1- 3				
3- 6	0- 1	0- 0	AWAY	0- 1	1- 2	2- 2				
0- 0	0- 0	0- 0	NEUTRAL	0- 0	0- 0	0- 0				

RPI	S	Opponent	Score	RPI	S	Opponent	Score	RPI	S	Opponent	Score	RPI	S	Opponent	Score	Team's RPI: 206
7	H	Stanford	71 97					84	A	BYU	44 57	111	A	San Diego	50 54	
10	A	Gonzaga	38 56					84	H	BYU	60 58	111	H	San Diego	58 61	
10	H	Gonzaga	46 69									120	H	Idaho	60 66	
14	N	Mississippi St.	38 73									127	A	Washington	54 73	
												135	A	Pacific	67 61	
												135	H	Pacific	61 84	
												140	A	Portland	49 69	
												140	H	Portland	66 73	
												163	A	UC Davis	67 79	
												193	A	Santa Clara	72 66	
												193	H	Santa Clara	72 80	
												194	A	Pepperdine	70 82	
												194	H	Pepperdine	64 70	
												196	A	Saint Mary's (CA)	69 55	
												196	H	Saint Mary's (CA)	79 86	
												211	N	Houston	80 57	
												222	H	Cal St. Fullerton	71 63	
												226	A	Northern Colo.	90 83	
												238	N	Bowling Green	64 56	
												276	N	UC Irvine	68 61	
												284	H	CSUN	79 61	
												289	A	LMU (CA)	69 76	
												289	H	LMU (CA)	70 68	
												304	H	Sacramento St.	87 82	
LAST 10 Division I																
196	A	Saint Mary's (CA)	69 55	10	A	Gonzaga	38 56									
135	A	Pacific	67 61	289	H	LMU (CA)	70 68									
84	H	BYU	60 58	194	H	Pepperdine	64 70									
111	H	San Diego	58 61	193	A	Santa Clara	72 66									
140	A	Portland	49 69	111	A	San Diego	50 54									

Non-Div I Games:

San Francisco

■ Loss, 
 ■ Non-Conf, 
 ■ S Site, 
 ■ Home 
 ■ A Away 
 N Neutral

Average RPI Win:	232	WON-LOST	WINNING	LAST 10	STRENGTH OF	OPP. STRENGTH	TEAM	ADJ.	CONF.	ADJ CONF.
Average RPI Loss:	160	RECORD	PCT. RANK	GAMES	SCHEDULE	OF SCHEDULE	RPI	RPI	RPI	RPI
DIV. I ONLY	18- 12	119	4-6	218	203	149	149	17	17	
DIV. I NON-CONF.	5- 5	164	0	277	239	223	223	20	20	
TOTALS	RPI 1-25	RPI 26-50	W-L RECORDS	RPI 51-100	RPI 101-150	RPI 150+				
18- 12	0- 0	0- 0	OVERALL	1- 5	2- 0	15- 7				
10- 3	0- 0	0- 0	HOME	1- 1	2- 0	7- 2				
7- 6	0- 0	0- 0	AWAY	0- 2	0- 0	7- 4				
1- 3	0- 0	0- 0	NEUTRAL	0- 2	0- 0	1- 1				
5- 5	0- 0	0- 0	NON-CONFERENCE	0- 1	2- 0	3- 4				
4- 0	0- 0	0- 0	HOME	0- 0	2- 0	2- 0				
1- 3	0- 0	0- 0	AWAY	0- 0	0- 0	1- 3				
0- 2	0- 0	0- 0	NEUTRAL	0- 1	0- 0	0- 1				
13- 7	0- 0	0- 0	CONFERENCE	1- 4	0- 0	12- 3				
6- 3	0- 0	0- 0	HOME	1- 1	0- 0	5- 2				
6- 3	0- 0	0- 0	AWAY	0- 2	0- 0	6- 1				
1- 1	0- 0	0- 0	NEUTRAL	0- 1	0- 0	1- 0				

RPI 1-25			RPI 26-50			RPI 51-100			RPI 101+			Team's RPI: 149					
RPI	S	Opponent	Score	RPI	S	Opponent	Score	RPI	S	Opponent	Score						
								65	A	Fresno St.	76	78	111	H	San Diego	88	82
								65	H	Fresno St.	76	85	122	H	Buffalo	95	88
								65	N	Fresno St.	68	94	162	A	Wyoming	45	80
								84	N	BYU	56	75	175	N	Northern Ariz.	64	67
								86	A	Boise St.	67	85	193	A	Santa Clara	81	89
								86	H	Boise St.	74	61	221	A	UNLV	76	63
													221	H	UNLV	62	60
													221	N	UNLV	67	48
													227	A	New Mexico	81	80
													227	H	New Mexico	89	85
													232	A	Nevada	72	70
													232	H	Nevada	76	80
													241	H	San Diego St.	84	67
													249	A	UC Santa Barbara	73	70
													251	A	CSU Bakersfield	71	75
													270	A	Air Force	68	60
													270	H	Air Force	66	67
													276	A	UC Irvine	77	79
													278	A	Utah St.	76	61
													278	H	Utah St.	76	38
													290	A	Colorado St.	58	53
													290	H	Colorado St.	69	64
													304	H	Sacramento St.	73	67
													309	H	Eastern Wash.	84	66

Non-Div I Games: La Verne 128 62

San Jose St.

Santa Clara

Through Games Of March 4, 2020

Average RPI Win:	175	WON-LOST	WINNING	LAST 10	STRENGTH OF	OPP. STRENGTH	TEAM	ADJ.	CONF.	ADJ CONF.
Average RPI Loss:	134	RECORD	PCT. RANK	GAMES	SCHEDULE	OF SCHEDULE	RPI	RPI	RPI	RPI
DIV. I ONLY	10- 18	266	3-7	89	121	193	193	11	11	
DIV. I NON-CONF.	5- 5	164	0	63	153	96	96	11	11	
TOTALS	RPI 1-25	RPI 26-50	W-L RECORDS	RPI 51-100	RPI 101-150	RPI 150+				
10- 18	0- 3	0- 1	OVERALL	1- 2	3- 5	6- 7				
5- 7	0- 1	0- 0	HOME	1- 1	3- 1	1- 4				
4- 10	0- 2	0- 1	AWAY	0- 1	0- 4	4- 2				
1- 1	0- 0	0- 0	NEUTRAL	0- 0	0- 0	1- 1				
5- 5	0- 1	0- 1	NON-CONFERENCE	1- 0	1- 1	3- 2				
2- 1	0- 0	0- 0	HOME	1- 0	1- 0	0- 1				
2- 3	0- 1	0- 1	AWAY	0- 0	0- 1	2- 0				
1- 1	0- 0	0- 0	NEUTRAL	0- 0	0- 0	1- 1				
5- 13	0- 2	0- 0	CONFERENCE	0- 2	2- 4	3- 5				
3- 6	0- 1	0- 0	HOME	0- 1	2- 1	1- 3				
2- 7	0- 1	0- 0	AWAY	0- 1	0- 3	2- 2				
0- 0	0- 0	0- 0	NEUTRAL	0- 0	0- 0	0- 0				

RPI 1-25				RPI 26-50				RPI 51-100				RPI 101+ Team's RPI: 193			
RPI	S	Opponent	Score	RPI	S	Opponent	Score	RPI	S	Opponent	Score	RPI	S	Opponent	Score
9	A	Missouri St.	64 71	27	A	Arizona	52 65	65	H	Fresno St.	90 66	111	A	San Diego	47 50
10	A	Gonzaga	46 53					84	A	BYU	48 71	111	H	San Diego	78 66
10	H	Gonzaga	52 67					84	H	BYU	51 60	130	A	California	65 69
												135	A	Pacific	69 71
												135	H	Pacific	75 65
												140	A	Portland	62 84
												140	H	Portland	77 80
												149	H	San Jose St.	89 81
												152	N	Montana	68 58
												163	A	UC Davis	62 61
												178	N	Delaware	80 81
												194	A	Pepperdine	71 79
												194	H	Pepperdine	61 79
												196	A	Saint Mary's (CA)	94 87
												196	H	Saint Mary's (CA)	87 95
												206	A	San Francisco	80 72
												206	H	San Francisco	66 72
												282	H	Long Beach St.	46 54
												284	A	CSUN	76 55
												289	A	LMU (CA)	59 75
												289	H	LMU (CA)	76 60
LAST 10 Division I															
135	A	Pacific	69 71	140	A	Portland	62 84								
196	A	Saint Mary's (CA)	94 87	194	H	Pepperdine	61 79								
111	H	San Diego	78 66	289	H	LMU (CA)	76 60								
84	H	BYU	51 60	206	H	San Francisco	66 72								
10	A	Gonzaga	46 53	84	A	BYU	48 71								

Non-Div I Games: UC Santa Cruz 109 51

Santa Clara

Loss, Non-Conf, S Site, H Home A Away N Neutral

Average RPI Win:	299	WON-LOST	WINNING	LAST 10	STRENGTH OF	OPP. STRENGTH	TEAM	ADJ.	CONF.	ADJ CONF.
Average RPI Loss:	219	RECORD	PCT. RANK	GAMES	SCHEDULE	OF SCHEDULE	RPI	RPI	RPI	RPI
DIV. I ONLY	9- 15	251	5-5	304	341	308	308	31	31	
DIV. I NON-CONF.	3- 7	252	0	230	316	280	280	32	32	
TOTALS	RPI 1-25	RPI 26-50	W-L RECORDS	RPI 51-100	RPI 101-150	RPI 150+				
9- 15	0- 0	0- 0	OVERALL	0- 1	0- 2	9- 12				
7- 5	0- 0	0- 0	HOME	0- 1	0- 1	7- 3				
2- 10	0- 0	0- 0	AWAY	0- 0	0- 1	2- 9				
0- 0	0- 0	0- 0	NEUTRAL	0- 0	0- 0	0- 0				
3- 7	0- 0	0- 0	NON-CONFERENCE	0- 1	0- 2	3- 4				
2- 2	0- 0	0- 0	HOME	0- 1	0- 1	2- 0				
1- 5	0- 0	0- 0	AWAY	0- 0	0- 1	1- 4				
0- 0	0- 0	0- 0	NEUTRAL	0- 0	0- 0	0- 0				
6- 8	0- 0	0- 0	CONFERENCE	0- 0	0- 0	6- 8				
5- 3	0- 0	0- 0	HOME	0- 0	0- 0	5- 3				
1- 5	0- 0	0- 0	AWAY	0- 0	0- 0	1- 5				
0- 0	0- 0	0- 0	NEUTRAL	0- 0	0- 0	0- 0				

RPI 1-25				RPI 26-50				RPI 51-100				RPI 101+				Team's RPI: 308	
RPI	S	Opponent	Score	RPI	S	Opponent	Score	RPI	S	Opponent	Score	RPI	S	Opponent	Score		
								67	H	Montana St.	65	73	120	H	Idaho	84	90
												127	A	Washington	46	78	
												167	A	Idaho St.	48	73	
												175	A	Northern Ariz.	80	88	
												209	H	UMKC	65	76	
												222	A	Cal St. Fullerton	63	81	
												239	A	Grand Canyon	60	63	
												239	H	Grand Canyon	48	56	
												251	A	CSU Bakersfield	43	55	
												251	H	CSU Bakersfield	63	57	
												278	A	Utah St.	63	70	
												282	H	Long Beach St.	66	54	
												291	A	California Baptist	83	49	
												291	H	California Baptist	79	90	
												293	A	Utah Valley	58	70	
												293	H	Utah Valley	82	80	
												296	A	UTRGV	81	85	
												296	H	UTRGV	78	70	
												304	H	Sacramento St.	88	84	
												310	A	Cal Poly	72	49	
												311	A	New Mexico St.	65	83	
												311	H	New Mexico St.	67	57	
												349	H	Chicago St.	80	51	
LAST 10 Division I																	
				291	H	California Baptist	79	90		293	H	Utah Valley	82	80			
				251	A	CSU Bakersfield	43	55		291	A	California Baptist	83	49			
				239	A	Grand Canyon	60	63		251	H	CSU Bakersfield	63	57			
				296	H	UTRGV	78	70		239	H	Grand Canyon	48	56			
				311	H	New Mexico St.	67	57		311	A	New Mexico St.	65	83			

Non-Div I Games: Warner Pacific 89 47 Saint Martin's 91 81 Central Wash. 75 65

Seattle U

Loss, Non-Conf, S Site, H Home A Away N Neutral

## Seton Hall

Through Games Of March 4, 2020

Average RPI Win:	173	WON-LOST	WINNING	LAST 10	STRENGTH OF	OPP. STRENGTH	TEAM	ADJ.	CONF.	ADJ CONF.
Average RPI Loss:	48	RECORD	PCT. RANK	GAMES	SCHEDULE	OF SCHEDULE	RPI	RPI	RPI	RPI
DIV. I ONLY	18- 11	98	6-4	63	73	77	77	6	6	
DIV. I NON-CONF.	7- 4	100	0	59	106	86	86	6	6	
TOTALS	RPI 1-25	RPI 26-50	W-L RECORDS	RPI 51-100	RPI 101-150	RPI 150+				
18- 11	0- 4	2- 2	OVERALL	4- 4	1- 1	11- 0				
10- 5	0- 3	2- 0	HOME	2- 2	0- 0	6- 0				
6- 5	0- 1	0- 2	AWAY	2- 1	0- 1	4- 0				
2- 1	0- 0	0- 0	NEUTRAL	0- 1	1- 0	1- 0				
7- 4	0- 2	0- 0	NON-CONFERENCE	1- 1	1- 1	5- 0				
4- 2	0- 2	0- 0	HOME	1- 0	0- 0	3- 0				
1- 1	0- 0	0- 0	AWAY	0- 0	0- 1	1- 0				
2- 1	0- 0	0- 0	NEUTRAL	0- 1	1- 0	1- 0				
11- 7	0- 2	2- 2	CONFERENCE	3- 3	0- 0	6- 0				
6- 3	0- 1	2- 0	HOME	1- 2	0- 0	3- 0				
5- 4	0- 1	0- 2	AWAY	2- 1	0- 0	3- 0				
0- 0	0- 0	0- 0	NEUTRAL	0- 0	0- 0	0- 0				

RPI 1-25				RPI 26-50				RPI 51-100 Team's RPI: 77				RPI 101+			
RPI	S	Opponent	Score	RPI	S	Opponent	Score	RPI	S	Opponent	Score	RPI	S	Opponent	Score
6	H	UConn	78 92	28	A	Marquette	60 81	64	A	St. John's (NY)	76 77	118	N	Vanderbilt	69 65
11	H	Princeton	76 78	28	H	Marquette	72 60	64	H	St. John's (NY)	66 82	124	A	Lehigh	68 75
20	A	DePaul	68 85	45	A	Creighton	66 78	72	N	Georgia Tech	54 79	164	H	Lafayette	74 50
20	H	DePaul	76 86	45	H	Creighton	82 70	75	A	Villanova	65 63	186	A	Providence	71 45
								75	H	Villanova	55 61	186	H	Providence	97 55
								96	A	Butler	67 62	230	N	Saint Joseph's	55 39
								96	H	Butler	66 53	233	H	Fairfield	74 44
								98	H	VCU	53 33	240	A	Georgetown	61 47
												240	H	Georgetown	79 60
												253	A	Iona	89 37
												262	A	Xavier	83 61
												262	H	Xavier	69 59
												301	H	Sacred Heart	95 69
LAST 10 Division I															
				96	H	Butler	66 53	20	H	DePaul	76 86				
				262	H	Xavier	69 59	28	H	Marquette	72 60				
				64	A	St. John's (NY)	76 77	75	A	Villanova	65 63				
				45	A	Creighton	66 78	240	A	Georgetown	61 47				
				186	A	Providence	71 45	64	H	St. John's (NY)	66 82				

Non-Div I Games:

Seton Hall

■ Loss, 
■ Non-Conf, 
■ S Site, 
■ H Home 
■ A Away 
N Neutral

Through Games of March 17, 2010				Through Games of March 17, 2010					
Average RPI Win: <b>282</b>	WON-LOST	WINNING	LAST 10	STRENGTH OF	OPP. STRENGTH	TEAM	ADJ.	CONF.	ADJ CONF.
Average RPI Loss: <b>184</b>	RECORD	PCT. RANK	GAMES	SCHEDULE	OF SCHEDULE	RPI	RPI	RPI	RPI
DIV. I ONLY	10- 17	253	6-4	250	318	281	281	24	24
DIV. I NON-CONF.	2- 7	288	0	135	339	287	287	25	25
TOTALS	RPI 1-25	RPI 26-50	W-L RECORDS	RPI 51-100	RPI 101-150	RPI 150+			
10- 17	0- 0	0- 0	OVERALL	0- 4	0- 3	10- 10			
7- 6	0- 0	0- 0	HOME	0- 2	0- 0	7- 4			
3- 11	0- 0	0- 0	AWAY	0- 2	0- 3	3- 6			
0- 0	0- 0	0- 0	NEUTRAL	0- 0	0- 0	0- 0			
2- 7	0- 0	0- 0	NON-CONFERENCE	0- 1	0- 3	2- 3			
2- 1	0- 0	0- 0	HOME	0- 0	0- 0	2- 1			
0- 6	0- 0	0- 0	AWAY	0- 1	0- 3	0- 2			
0- 0	0- 0	0- 0	NEUTRAL	0- 0	0- 0	0- 0			
8- 10	0- 0	0- 0	CONFERENCE	0- 3	0- 0	8- 7			
5- 5	0- 0	0- 0	HOME	0- 2	0- 0	5- 3			
3- 5	0- 0	0- 0	AWAY	0- 1	0- 0	3- 4			
0- 0	0- 0	0- 0	NEUTRAL	0- 0	0- 0	0- 0			

[illegible]

Non-Div I Games:

## Siena

Loss, Non-Conf, S Site, H Home A Away N Neutral

# South Alabama

Through Games Of March 4, 2020

Average RPI Win:	256	WON-LOST	WINNING	LAST 10	STRENGTH OF	OPP. STRENGTH	TEAM	ADJ.	CONF.	ADJ CONF.
Average RPI Loss:	136	RECORD	PCT. RANK	GAMES	SCHEDULE	OF SCHEDULE	RPI	RPI	RPI	RPI
DIV. I ONLY	11- 15	220	4-6	206	204	237	237	21	21	
DIV. I NON-CONF.	3- 7	252	0	235	75	283	283	19	19	
TOTALS	RPI 1-25	RPI 26-50	W-L RECORDS	RPI 51-100	RPI 101-150	RPI 150+				
11- 15	0- 0	0- 3	OVERALL	1- 3	0- 3	10- 6				
7- 8	0- 0	0- 2	HOME	1- 2	0- 2	6- 2				
4- 7	0- 0	0- 1	AWAY	0- 1	0- 1	4- 4				
0- 0	0- 0	0- 0	NEUTRAL	0- 0	0- 0	0- 0				
3- 7	0- 0	0- 1	NON-CONFERENCE	1- 1	0- 2	2- 3				
2- 4	0- 0	0- 1	HOME	1- 1	0- 1	1- 1				
1- 3	0- 0	0- 0	AWAY	0- 0	0- 1	1- 2				
0- 0	0- 0	0- 0	NEUTRAL	0- 0	0- 0	0- 0				
8- 8	0- 0	0- 2	CONFERENCE	0- 2	0- 1	8- 3				
5- 4	0- 0	0- 1	HOME	0- 1	0- 1	5- 1				
3- 4	0- 0	0- 1	AWAY	0- 1	0- 0	3- 2				
0- 0	0- 0	0- 0	NEUTRAL	0- 0	0- 0	0- 0				

RPI S	Opponent	Score	RPI S	Opponent	Score	RPI S	Opponent	Score	RPI S	Opponent	Score	Team's RPI: 237
42	H Rutgers	56 77	57	H Alabama	62 74	102	H UT Arlington	45 68	105	H Auburn	62 82	
43	A Troy	68 85	66	H A&M-Corpus Christi	83 82	126	A UAB	61 77	165	A Tulane	62 53	
43	H Troy	73 77	83	A Coastal Caro.	73 76	189	A Louisiana	68 73	189	H Louisiana	78 63	
			83	H Coastal Caro.	62 71	203	H Little Rock	58 69	207	A Southern Miss.	55 62	
						228	H Miami (OH)	73 76	246	A Appalachian St.	59 71	
						246	H Appalachian St.	81 66	252	H Texas St.	78 76	
						255	H Arkansas St.	87 71	288	A ETSU	60 65	
						299	A Ga. Southern	71 65	312	A Georgia St.	81 64	
						334	H Tennessee St.	70 48	348	A La.-Monroe	73 39	
						348	H La.-Monroe	72 63				
LAST 10 Division I												
43	H Troy	73 77	348	A La.-Monroe	73 39							
203	H Little Rock	58 69	189	H Louisiana	78 63							
255	H Arkansas St.	87 71	43	A Troy	68 85							
83	A Coastal Caro.	73 76	252	H Texas St.	78 76							
246	A Appalachian St.	59 71	102	H UT Arlington	45 68							

Non-Div I Games: William Carey 68 52 Mobile 103 59

South Alabama

Loss, Non-Conf, S Site, H Home A Away N Neutral



Average RPI Win:	96	WON-LOST	WINNING	LAST 10	STRENGTH OF	OPP. STRENGTH	TEAM	ADJ.	CONF.	ADJ CONF.
Average RPI Loss:	15	RECORD	PCT. RANK	GAMES	SCHEDULE	OF SCHEDULE	RPI	RPI	RPI	RPI
DIV. I ONLY	29- 1	1	10-0	8	7	1	1	4	4	
DIV. I NON-CONF.	13- 1	9	1-0	27	4	3	3	5	5	
TOTALS	RPI 1-25	RPI 26-50	W-L RECORDS	RPI 51-100	RPI 101-150	RPI 150+				
29- 1	6- 1	8- 0	OVERALL	3- 0	6- 0	6- 0				
15- 0	4- 0	5- 0	HOME	1- 0	2- 0	3- 0				
12- 0	1- 0	3- 0	AWAY	2- 0	3- 0	3- 0				
2- 1	1- 1	0- 0	NEUTRAL	0- 0	1- 0	0- 0				
13- 1	4- 1	3- 0	NON-CONFERENCE	0- 0	2- 0	4- 0				
7- 0	2- 0	2- 0	HOME	0- 0	0- 0	3- 0				
4- 0	1- 0	1- 0	AWAY	0- 0	1- 0	1- 0				
2- 1	1- 1	0- 0	NEUTRAL	0- 0	1- 0	0- 0				
16- 0	2- 0	5- 0	CONFERENCE	3- 0	4- 0	2- 0				
8- 0	2- 0	3- 0	HOME	1- 0	2- 0	0- 0				
8- 0	0- 0	2- 0	AWAY	2- 0	2- 0	2- 0				
0- 0	0- 0	0- 0	NEUTRAL	0- 0	0- 0	0- 0				

[illegible]

Non-Div I Games:

## South Carolina

Loss, Non-Conf, S Site, H Home A Away N Neutral

Average RPI Win:	330	WON-LOST	WINNING	LAST 10	STRENGTH OF	OPP. STRENGTH	TEAM	ADJ.	CONF.	ADJ CONF.
Average RPI Loss:	240	RECORD	PCT. RANK	GAMES	SCHEDULE	OF SCHEDULE	RPI	RPI	RPI	RPI
DIV. I ONLY	3- 26	342	0-10	340	349	350	350	29	29	
DIV. I NON-CONF.	1- 12	335	0	316	347	344	344	29	29	
TOTALS	RPI 1-25	RPI 26-50	W-L RECORDS	RPI 51-100	RPI 101-150	RPI 150+				
3- 26	0- 0	0- 0	OVERALL	0- 1	0- 3	3- 22				
1- 12	0- 0	0- 0	HOME	0- 0	0- 1	1- 11				
2- 13	0- 0	0- 0	AWAY	0- 1	0- 1	2- 11				
0- 1	0- 0	0- 0	NEUTRAL	0- 0	0- 1	0- 0				
1- 12	0- 0	0- 0	NON-CONFERENCE	0- 1	0- 1	1- 10				
0- 5	0- 0	0- 0	HOME	0- 0	0- 0	0- 5				
1- 6	0- 0	0- 0	AWAY	0- 1	0- 0	1- 5				
0- 1	0- 0	0- 0	NEUTRAL	0- 0	0- 1	0- 0				
2- 14	0- 0	0- 0	CONFERENCE	0- 0	0- 2	2- 12				
1- 7	0- 0	0- 0	HOME	0- 0	0- 1	1- 6				
1- 7	0- 0	0- 0	AWAY	0- 0	0- 1	1- 6				
0- 0	0- 0	0- 0	NEUTRAL	0- 0	0- 0	0- 0				

RPI S	Opponent	Score	RPI S	Opponent	Score	RPI S	Opponent	Score	RPI S	Opponent	Score	Team's RPI: 350
						83	A Coastal Caro.	44 85	104	A Bethune-Cookman	70 86	
									104	H Bethune-Cookman	55 66	
									144	N North Ala.	46 99	
									154	A N.C. A&T	55 66	
									154	H N.C. A&T	47 63	
									155	A Norfolk St.	42 76	
									179	H Radford	45 60	
									219	H North Dakota	53 95	
									221	A UNLV	57 66	
									245	A Morgan St.	47 77	
									245	H Morgan St.	47 60	
									258	A UNC Asheville	51 82	
									261	H Col. of Charleston	55 76	
									264	A Howard	47 78	
									269	A UNCW	46 84	
									277	H Delaware St.	64 76	
									303	H Presbyterian	49 70	
									306	A N.C. Central	49 90	
									306	H N.C. Central	49 55	
									312	A Georgia St.	52 77	
									315	H UMES	60 55	
									328	H Mercer	55 66	
									330	A USC Upstate	47 58	
									333	A Coppin St.	71 60	
									333	H Coppin St.	42 61	
									341	A Florida A&M	45 57	
LAST 10 Division I												
			154	H N.C. A&T	47 63		333	H Coppin St.	42 61			
			306	H N.C. Central	49 55		277	H Delaware St.	64 76			
			341	A Florida A&M	45 57		154	A N.C. A&T	55 66			
			104	A Bethune-Cookman	70 86		306	A N.C. Central	49 90			
			245	H Morgan St.	47 60		104	H Bethune-Cookman	55 66			

Non-Div I Games:

South Carolina St.

■ Loss, 
 ■ Non-Conf, S Site, 
 ■ Home 
 ■ Away 
 N Neutral

S  
o  
u  
t  
h  
C  
a  
r  
o  
l  
i  
n  
a  
s  
t  
.

RPI S Opponent South Carolina St.  
Score

Through Games Of March 4, 2020

RPI	S	Opponent	Score
341	H	Florida A&M	39 44
342	A	Charleston So.	81 75

S  
o  
u  
t  
h  
C  
a  
r  
o  
l  
i  
n  
a  
s  
t  
.

South Carolina st.  
S  
t  
.

# South Dakota

Through Games Of March 4, 2020

Average RPI Win:	193	WON-LOST	WINNING	LAST 10	STRENGTH OF	OPP. STRENGTH	TEAM	ADJ.	CONF.	ADJ CONF.
Average RPI Loss:	5	RECORD	PCT. RANK	GAMES	SCHEDULE	OF SCHEDULE	RPI	RPI	RPI	RPI
DIV. I ONLY	26- 2	6	10-0	189	116	29	29	19	19	
DIV. I NON-CONF.	10- 2	29	0	68	3	16	16	18	18	
TOTALS	RPI 1-25	RPI 26-50	W-L RECORDS	RPI 51-100	RPI 101-150	RPI 150+				
26- 2	2- 2	1- 0	OVERALL	2- 0	3- 0	18- 0				
13- 1	1- 1	1- 0	HOME	1- 0	0- 0	10- 0				
11- 1	0- 1	0- 0	AWAY	1- 0	3- 0	7- 0				
2- 0	1- 0	0- 0	NEUTRAL	0- 0	0- 0	1- 0				
10- 2	2- 2	1- 0	NON-CONFERENCE	0- 0	3- 0	4- 0				
5- 1	1- 1	1- 0	HOME	0- 0	0- 0	3- 0				
3- 1	0- 1	0- 0	AWAY	0- 0	3- 0	0- 0				
2- 0	1- 0	0- 0	NEUTRAL	0- 0	0- 0	1- 0				
16- 0	0- 0	0- 0	CONFERENCE	2- 0	0- 0	14- 0				
8- 0	0- 0	0- 0	HOME	1- 0	0- 0	7- 0				
8- 0	0- 0	0- 0	AWAY	1- 0	0- 0	7- 0				
0- 0	0- 0	0- 0	NEUTRAL	0- 0	0- 0	0- 0				

RPI 1-25				RPI 26-50				Team's RPI: 29				RPI 51-100				RPI 101+			
RPI	S	Opponent	Score	RPI	S	Opponent	Score	RPI	S	Opponent	Score	RPI	S	Opponent	Score	RPI	S	Opponent	Score
1	A	South Carolina	60 73	45	H	Creighton	72 65	73	A	South Dakota St.	77 67	112	A	Utah	84 81				
9	H	Missouri St.	66 74					73	H	South Dakota St.	83 48	117	A	Green Bay	66 60				
22	N	Ohio St.	68 53									150	A	Northeastern	80 76				
25	H	Drake	102 94									152	H	Montana	96 64				
												166	H	Missouri	72 56				
												180	N	Northern Ill.	91 48				
												205	A	Western Ill.	96 65				
												205	H	Western Ill.	88 51				
												214	A	Oral Roberts	77 73				
												214	H	Oral Roberts	79 56				
												219	A	North Dakota	93 46				
												219	H	North Dakota	76 47				
												229	A	Denver	92 60				
												229	H	Denver	104 61				
												267	A	North Dakota St.	80 36				
												267	H	North Dakota St.	96 57				
												317	A	Omaha	71 39				
												317	H	Omaha	77 44				
												333	H	Coppin St.	82 44				
												339	A	Purdue Fort Wayne	62 41				
												339	H	Purdue Fort Wayne	79 25				
LAST 10 Division I																			
219	H	North Dakota	76 47	219	A	North Dakota	93 46												
73	A	South Dakota St.	77 67	229	A	Denver	92 60												
267	H	North Dakota St.	96 57	317	A	Omaha	71 39												
214	A	Oral Roberts	77 73	214	H	Oral Roberts	79 56												
205	H	Western Ill.	88 51	339	H	Purdue Fort Wayne	79 25												

Non-Div I Games: Mt. Marty 110 39

South Dakota

Loss, Non-Conf, S Site, H Home A Away N Neutral

Average RPI Win:	220	WON-LOST	WINNING	LAST 10	STRENGTH OF	OPP. STRENGTH	TEAM	ADJ.	CONF.	ADJ CONF.
Average RPI Loss:	49	RECORD	PCT. RANK	GAMES	SCHEDULE	OF SCHEDULE	RPI	RPI	RPI	RPI
DIV. I ONLY	20- 9	64	7-3	95	148	73	73	19	19	
DIV. I NON-CONF.	7- 6	161	0	11	17	56	56	18	18	
TOTALS	RPI 1-25	RPI 26-50	W-L RECORDS	RPI 51-100	RPI 101-150	RPI 150+				
20- 9	0- 3	0- 5	OVERALL	2- 0	2- 0	16- 1				
10- 4	0- 1	0- 2	HOME	1- 0	0- 0	9- 1				
8- 4	0- 2	0- 2	AWAY	0- 0	1- 0	7- 0				
2- 1	0- 0	0- 1	NEUTRAL	1- 0	1- 0	0- 0				
7- 6	0- 3	0- 3	NON-CONFERENCE	2- 0	2- 0	3- 0				
4- 2	0- 1	0- 1	HOME	1- 0	0- 0	3- 0				
1- 3	0- 2	0- 1	AWAY	0- 0	1- 0	0- 0				
2- 1	0- 0	0- 1	NEUTRAL	1- 0	1- 0	0- 0				
13- 3	0- 0	0- 2	CONFERENCE	0- 0	0- 0	13- 1				
6- 2	0- 0	0- 1	HOME	0- 0	0- 0	6- 1				
7- 1	0- 0	0- 1	AWAY	0- 0	0- 0	7- 0				
0- 0	0- 0	0- 0	NEUTRAL	0- 0	0- 0	0- 0				

RPI 1-25				RPI 26-50				RPI 51-100				Team's RPI: 73		RPI 101+			
RPI	S	Opponent	Score	RPI	S	Opponent	Score	RPI	S	Opponent	Score			RPI	S	Opponent	Score
2	A	Oregon	56 95	28	H	Marquette	58 65	67	H	Montana St.	60 50			113	N	Notre Dame	65 59
18	H	Central Mich.	74 79	29	A	South Dakota	48 83	69	N	South Fla.	61 50			117	A	Green Bay	60 55
25	A	Drake	67 74	29	H	South Dakota	67 77							162	H	Wyoming	67 40
				35	N	FGCU	70 71							192	H	Chattanooga	71 56
				45	A	Creighton	48 61							205	A	Western Ill.	89 48
														205	H	Western Ill.	75 45
														214	A	Oral Roberts	76 61
														214	H	Oral Roberts	58 44
														219	A	North Dakota	74 61
														219	H	North Dakota	99 64
														229	A	Denver	86 79
														229	H	Denver	62 72
														267	A	North Dakota St.	85 58
														267	H	North Dakota St.	60 52
														317	A	Omaha	68 51
														317	H	Omaha	69 59
														333	H	Coppin St.	94 41
														339	A	Purdue Fort Wayne	100 69
														339	H	Purdue Fort Wayne	89 43
LAST 10 Division I																	
267	A	North Dakota St.	85 58	317	H	Omaha	69 59										
29	H	South Dakota	67 77	214	A	Oral Roberts	76 61										
219	A	North Dakota	74 61	205	A	Western Ill.	89 48										
339	H	Purdue Fort Wayne	89 43	267	H	North Dakota St.	60 52										
229	H	Denver	62 72	29	A	South Dakota	48 83										

Non-Div I Games: Dakota Wesleyan 77 46

South Dakota St.

Loss, Non-Conf, S Site, H Home A Away N Neutral

Average RPI Win:	<b>182</b>	WON-LOST	WINNING	LAST 10	STRENGTH OF	OPP. STRENGTH	TEAM	ADJ.	CONF.	ADJ CONF.
Average RPI Loss:	<b>62</b>	RECORD	PCT. RANK	GAMES	SCHEDULE	OF SCHEDULE	RPI	RPI	RPI	RPI
DIV. I ONLY	<b>18- 12</b>	<b>119</b>	<b>6-4</b>	<b>36</b>	<b>85</b>	<b>69</b>	<b>69</b>	<b>9</b>	<b>9</b>	
DIV. I NON-CONF.	<b>8- 6</b>	<b>138</b>	<b>0</b>	<b>36</b>	<b>141</b>	<b>99</b>	<b>99</b>	<b>9</b>	<b>9</b>	
TOTALS	RPI 1-25	RPI 26-50	W-L RECORDS	RPI 51-100	RPI 101-150	RPI 150+				
18- 12	0- 4	1- 3	OVERALL	2- 2	2- 2	13- 1				
14- 2	0- 1	1- 1	HOME	2- 0	2- 0	9- 0				
4- 6	0- 2	0- 1	AWAY	0- 1	0- 1	4- 1				
0- 4	0- 1	0- 1	NEUTRAL	0- 1	0- 1	0- 0				
8- 6	0- 2	1- 1	NON-CONFERENCE	1- 1	1- 1	5- 1				
8- 0	0- 0	1- 0	HOME	1- 0	1- 0	5- 0				
0- 2	0- 1	0- 0	AWAY	0- 0	0- 0	0- 1				
0- 4	0- 1	0- 1	NEUTRAL	0- 1	0- 1	0- 0				
10- 6	0- 2	0- 2	CONFERENCE	1- 1	1- 1	8- 0				
6- 2	0- 1	0- 1	HOME	1- 0	1- 0	4- 0				
4- 4	0- 1	0- 1	AWAY	0- 1	0- 1	4- 0				
0- 0	0- 0	0- 0	NEUTRAL	0- 0	0- 0	0- 0				

RPI	S	Opponent	Score	RPI	S	Opponent	Score	RPI	S	Opponent	Score	RPI	S	Opponent	Score
4	A	Baylor	46 <b>58</b>	35	N	FGCU	77 <b>81</b>	73	N	South Dakota St.	50 <b>61</b>	113	N	Notre Dame	51 <b>67</b>
6	A	UConn	39 <b>80</b>	37	A	UCF	48 <b>56</b>	79	A	Cincinnati	55 <b>60</b>	114	A	Temple	66 <b>69</b>
6	H	UConn	47 <b>67</b>	37	H	UCF	57 <b>64</b>	79	H	Cincinnati	76 68	114	H	Temple	99 51
14	N	Mississippi St.	61 <b>86</b>	46	H	Texas	64 57	98	H	VCU	77 55	120	H	Idaho	67 64
												151	H	Jacksonville	70 39
												165	A	Tulane	53 43
												165	H	Tulane	63 56
												170	A	Wichita St.	56 50
												202	A	Memphis	68 47
												204	H	Brown	70 60
												211	H	Houston	74 45
												220	H	SMU	85 62
												221	A	UNLV	51 <b>61</b>
												234	H	East Carolina	81 52
												244	A	Tulsa	68 52
												264	H	Howard	82 53
												274	H	Saint Francis (PA)	62 23
												320	H	Alabama St.	80 29
LAST 10 Division I															
6	A	UConn	39 <b>80</b>	6	H	UConn	47 <b>67</b>	165	A	Tulane	53 43	114	H	Temple	99 51
220	H	SMU	85 62	211	H	Houston	74 45	79	A	Cincinnati	55 <b>60</b>				
234	H	East Carolina	81 52												
202	A	Memphis	68 47												
37	A	UCF	48 <b>56</b>												

Non-Div I Games:

South Fla.

Average RPI Win:	243	WON-LOST	WINNING	LAST 10	STRENGTH OF	OPP. STRENGTH	TEAM	ADJ.	CONF.	ADJ CONF.
Average RPI Loss:	150	RECORD	PCT. RANK	GAMES	SCHEDULE	OF SCHEDULE	RPI	RPI	RPI	RPI
DIV. I ONLY	20- 7	43	8-2	308	248	109	109	20	20	
DIV. I NON-CONF.	6- 3	90	0	346	194	181	181	23	23	
TOTALS	RPI 1-25	RPI 26-50	W-L RECORDS	RPI 51-100	RPI 101-150	RPI 150+				
20- 7	0- 0	1- 1	OVERALL	1- 2	0- 0	18- 4				
10- 1	0- 0	1- 0	HOME	1- 1	0- 0	8- 0				
10- 6	0- 0	0- 1	AWAY	0- 1	0- 0	10- 4				
0- 0	0- 0	0- 0	NEUTRAL	0- 0	0- 0	0- 0				
6- 3	0- 0	0- 0	NON-CONFERENCE	1- 1	0- 0	5- 2				
2- 0	0- 0	0- 0	HOME	1- 0	0- 0	1- 0				
4- 3	0- 0	0- 0	AWAY	0- 1	0- 0	4- 2				
0- 0	0- 0	0- 0	NEUTRAL	0- 0	0- 0	0- 0				
14- 4	0- 0	1- 1	CONFERENCE	0- 1	0- 0	13- 2				
8- 1	0- 0	1- 0	HOME	0- 1	0- 0	7- 0				
6- 3	0- 0	0- 1	AWAY	0- 0	0- 0	6- 2				
0- 0	0- 0	0- 0	NEUTRAL	0- 0	0- 0	0- 0				

RPI 1-25				RPI 26-50				RPI 51-100				RPI 101+				Team's RPI: 109	
RPI	S	Opponent	Score	RPI	S	Opponent	Score	RPI	S	Opponent	Score	RPI	S	Opponent	Score		
				47	A	UT Martin	72 78	52	H	Belmont	45 57	171	A	Austin Peay	79 66		
				47	H	UT Martin	71 69	95	A	Saint Louis	61 76	171	H	Austin Peay	81 43		
								100	H	Southern Ill.	79 65	183	A	Eastern Mich.	64 69		
												205	A	Western Ill.	91 97		
												208	A	Eastern Ill.	77 65		
												208	H	Eastern Ill.	72 56		
												210	A	Tennessee Tech	72 59		
												210	H	Tennessee Tech	87 72		
												235	A	Jacksonville St.	51 72		
												235	H	Jacksonville St.	79 52		
												236	A	Murray St.	62 70		
												236	H	Murray St.	88 73		
												255	A	Arkansas St.	79 67		
												273	A	Indiana St.	68 58		
												280	A	Morehead St.	67 61		
												287	A	Eastern Ky.	60 44		
												294	A	Ole Miss	70 53		
												332	H	Evansville	83 60		
												334	H	Tennessee St.	83 54		
												338	A	SIUE	66 56		
												338	H	SIUE	80 57		
												339	A	Purdue Fort Wayne	58 48		
LAST 10 Division I																	
				47	A	UT Martin	72 78	47	H	UT Martin	71 69						
				208	H	Eastern Ill.	72 56	210	H	Tennessee Tech	87 72						
				210	A	Tennessee Tech	72 59	235	H	Jacksonville St.	79 52						
				235	A	Jacksonville St.	51 72	287	A	Eastern Ky.	60 44						
				338	H	SIUE	80 57	280	A	Morehead St.	67 61						

Non-Div I Games: Harris-Stowe 106 64 Mo.-St. Louis 70 56

Southeast Mo. St.

Loss, Non-Conf, S Site, H Home A Away N Neutral

Average RPI Win:	266	WON-LOST	WINNING	LAST 10	STRENGTH OF	OPP. STRENGTH	TEAM	ADJ.	CONF.	ADJ CONF.
Average RPI Loss:	164	RECORD	PCT. RANK	GAMES	SCHEDULE	OF SCHEDULE	RPI	RPI	RPI	RPI
DIV. I ONLY	11- 16	229	5-5	246	281	248	248	23	23	
DIV. I NON-CONF.	2- 6	279	0	208	278	251	251	24	24	
TOTALS	RPI 1-25	RPI 26-50	W-L RECORDS	RPI 51-100	RPI 101-150	RPI 150+				
11- 16	0- 0	0- 1	OVERALL	1- 5	0- 0	10- 10				
7- 4	0- 0	0- 0	HOME	1- 1	0- 0	6- 3				
4- 12	0- 0	0- 1	AWAY	0- 4	0- 0	4- 7				
0- 0	0- 0	0- 0	NEUTRAL	0- 0	0- 0	0- 0				
2- 6	0- 0	0- 1	NON-CONFERENCE	0- 1	0- 0	2- 4				
1- 0	0- 0	0- 0	HOME	0- 0	0- 0	1- 0				
1- 6	0- 0	0- 1	AWAY	0- 1	0- 0	1- 4				
0- 0	0- 0	0- 0	NEUTRAL	0- 0	0- 0	0- 0				
9- 10	0- 0	0- 0	CONFERENCE	1- 4	0- 0	8- 6				
6- 4	0- 0	0- 0	HOME	1- 1	0- 0	5- 3				
3- 6	0- 0	0- 0	AWAY	0- 3	0- 0	3- 3				
0- 0	0- 0	0- 0	NEUTRAL	0- 0	0- 0	0- 0				

RPI	S	Opponent	Score	RPI	S	Opponent	Score	RPI	S	Opponent	Score	RPI	S	Opponent	Score	Team's RPI: 248
34	A	LSU	52	62	57	A	Alabama	50	87	153	A	Sam Houston St.	75	81		
					66	A	A&M-Corpus Christi	48	49	153	H	Sam Houston St.	69	84		
					66	H	A&M-Corpus Christi	48	44	158	H	Jackson St.	63	59		
					91	A	Abilene Christian	53	61	173	H	New Orleans	73	57		
					91	H	Abilene Christian	62	68	189	A	Louisiana	50	60		
					93	A	SFA	51	77	207	A	Southern Miss.	54	62		
										211	A	Houston	65	78		
										231	A	Central Ark.	47	54		
										231	H	Central Ark.	63	42		
										257	A	Nicholls St.	49	54		
										257	H	Nicholls St.	65	67		
										260	H	Lamar University	57	65		
										272	H	Incarinate Word	58	44		
										275	A	Louisiana Tech	78	92		
										321	A	Houston Baptist	69	59		
										336	A	Northwestern St.	72	56		
										336	H	Northwestern St.	66	41		
										345	A	McNeese	74	67		
										345	H	McNeese	87	48		
										348	A	La.-Monroe	65	52		
LAST 10 Division I																
231	A	Central Ark.	47	54	257	A	Nicholls St.	49	54							
336	H	Northwestern St.	66	41	153	A	Sam Houston St.	75	81							
345	H	McNeese	87	48	272	H	Incarinate Word	58	44							
91	H	Abilene Christian	62	68	173	H	New Orleans	73	57							
66	A	A&M-Corpus Christi	48	49	231	H	Central Ark.	63	42							

Non-Div I Games: LSU-Alexandria 89 67

Southeastern La.

■ Loss, 
 ■ Non-Conf, S Site, 
 ■ Home 
 ■ Away 
 N Neutral



## Southern California

Through Games Of March 4, 2020

Average RPI Win:	151	WON-LOST	WINNING	LAST 10	STRENGTH OF	OPP. STRENGTH	TEAM	ADJ.	CONF.	ADJ CONF.
Average RPI Loss:	62	RECORD	PCT. RANK	GAMES	SCHEDULE	OF SCHEDULE	RPI	RPI	RPI	RPI
DIV. I ONLY	16- 13	147	5-5	49	23	82	82	1	1	
DIV. I NON-CONF.	8- 3	68	0	212	148	107	107	2	2	
TOTALS	RPI 1-25	RPI 26-50	W-L RECORDS	RPI 51-100	RPI 101-150	RPI 150+				
16- 13	2- 4	0- 4	OVERALL	3- 2	5- 2	6- 1				
11- 4	2- 2	0- 2	HOME	2- 0	3- 0	4- 0				
4- 8	0- 2	0- 2	AWAY	0- 1	2- 2	2- 1				
1- 1	0- 0	0- 0	NEUTRAL	1- 1	0- 0	0- 0				
8- 3	0- 1	0- 0	NON-CONFERENCE	2- 1	0- 0	6- 1				
5- 1	0- 1	0- 0	HOME	1- 0	0- 0	4- 0				
2- 1	0- 0	0- 0	AWAY	0- 0	0- 0	2- 1				
1- 1	0- 0	0- 0	NEUTRAL	1- 1	0- 0	0- 0				
8- 10	2- 3	0- 4	CONFERENCE	1- 1	5- 2	0- 0				
6- 3	2- 1	0- 2	HOME	1- 0	3- 0	0- 0				
2- 7	0- 2	0- 2	AWAY	0- 1	2- 2	0- 0				
0- 0	0- 0	0- 0	NEUTRAL	0- 0	0- 0	0- 0				

RPI 1-25				RPI 26-50				RPI 51-100				Team's RPI: 82				RPI 101+			
RPI	S	Opponent	Score	RPI	S	Opponent	Score	RPI	S	Opponent	Score	RPI	S	Opponent	Score	RPI	S	Opponent	Score
2	H	Oregon	67 93	27	A	Arizona	57 73	57	N	Alabama	60 57	103	A	Washington St.	66 60				
7	A	Stanford	59 79	27	H	Arizona	57 65	58	H	Virginia	59 49	103	H	Washington St.	74 63				
13	A	UCLA	59 83	30	A	Arizona St.	75 76	81	A	Colorado	53 66	112	A	Utah	65 67				
13	H	UCLA	70 68	30	H	Arizona St.	54 63	81	H	Colorado	66 55	112	H	Utah	69 66				
16	H	Texas A&M	64 74					88	N	Nebraska	54 67	127	A	Washington	66 75				
17	H	Oregon St.	72 66									127	H	Washington	81 78				
												130	A	California	75 67				
												221	H	UNLV	75 54				
												232	H	Nevada	50 47				
												249	A	UC Santa Barbara	46 57				
												282	H	Long Beach St.	57 40				
												284	A	CSUN	69 53				
												296	H	UTRGV	80 43				
												305	A	UC Riverside	76 59				
LAST 10 Division I																			
81	H	Colorado	66 55	17	H	Oregon St.	72 66												
112	H	Utah	69 66	7	A	Stanford	59 79												
103	A	Washington St.	66 60	130	A	California	75 67												
127	A	Washington	66 75	27	A	Arizona	57 73												
2	H	Oregon	67 93	30	A	Arizona St.	75 76												

Non-Div I Games:

Southern California

■ Loss, 
 ■ Non-Conf, 
 ■ S Site, 
 ■ H Home 
 ■ A Away 
 N Neutral

Average RPI Win:	193	WON-LOST	WINNING	LAST 10	STRENGTH OF	OPP. STRENGTH	TEAM	ADJ.	CONF.	ADJ CONF.
Average RPI Loss:	77	RECORD	PCT. RANK	GAMES	SCHEDULE	OF SCHEDULE	RPI	RPI	RPI	RPI
DIV. I ONLY	15- 12	143	4-6	96	105	100	100	8	8	
DIV. I NON-CONF.	8- 3	68	0	144	249	72	72	7	7	
TOTALS	RPI 1-25	RPI 26-50	W-L RECORDS	RPI 51-100	RPI 101-150	RPI 150+				
15- 12	1- 3	2- 1	OVERALL	1- 5	1- 1	10- 2				
8- 4	1- 1	2- 0	HOME	1- 2	0- 0	4- 1				
6- 8	0- 2	0- 1	AWAY	0- 3	1- 1	5- 1				
1- 0	0- 0	0- 0	NEUTRAL	0- 0	0- 0	1- 0				
8- 3	0- 0	1- 0	NON-CONFERENCE	1- 1	0- 1	6- 1				
4- 1	0- 0	1- 0	HOME	1- 0	0- 0	2- 1				
3- 2	0- 0	0- 0	AWAY	0- 1	0- 1	3- 0				
1- 0	0- 0	0- 0	NEUTRAL	0- 0	0- 0	1- 0				
7- 9	1- 3	1- 1	CONFERENCE	0- 4	1- 0	4- 1				
4- 3	1- 1	1- 0	HOME	0- 2	0- 0	2- 0				
3- 6	0- 2	0- 1	AWAY	0- 2	1- 0	2- 1				
0- 0	0- 0	0- 0	NEUTRAL	0- 0	0- 0	0- 0				

RPI	S	Opponent	Score	RPI	S	Opponent	Score	RPI	S	Opponent	Score	RPI	S	Opponent	Score
9	A	Missouri St.	57 <b>88</b>	41	A	Bradley	57 <b>61</b>	61	A	Illinois St.	56 <b>66</b>	109	A	Southeast Mo. St.	65 <b>79</b>
9	H	Missouri St.	70 68	41	H	Bradley	64 50	61	H	Illinois St.	54 <b>62</b>	148	A	Valparaiso	67 51
25	A	Drake	76 <b>91</b>	47	H	UT Martin	70 59	76	A	UNI	66 <b>71</b>	157	A	Loyola Chicago	49 <b>51</b>
25	H	Drake	65 <b>73</b>					76	H	UNI	57 <b>60</b>	180	A	Northern Ill.	80 61
								78	A	IUPUI	78 <b>81</b>	183	A	Eastern Mich.	85 54
								95	H	Saint Louis	61 53	202	H	Memphis	66 <b>70</b>
												205	N	Western Ill.	79 65
												210	H	Tennessee Tech	76 65
												236	H	Murray St.	76 66
												273	A	Indiana St.	78 55
												273	H	Indiana St.	60 42
												332	A	Evansville	70 57
												332	H	Evansville	99 60
												338	A	SIUE	103 67
LAST 10 Division I															
61	A	Illinois St.	56 <b>66</b>	76	A	UNI	66 <b>71</b>								
41	A	Bradley	57 <b>61</b>	25	A	Drake	76 <b>91</b>								
332	H	Evansville	99 60	41	H	Bradley	64 50								
273	H	Indiana St.	60 42	61	H	Illinois St.	54 <b>62</b>								
9	A	Missouri St.	57 <b>88</b>	273	A	Indiana St.	78 55								

Non-Div I Games:

Southern Ill.

■ Loss, 
 ■ Non-Conf, 
 ■ S Site, 
 ■ Home 
 ■ A Away 
 N Neutral

Average RPI Win:	265	WON-LOST	WINNING	LAST 10	STRENGTH OF	OPP. STRENGTH	TEAM	ADJ.	CONF.	ADJ CONF.
Average RPI Loss:	112	RECORD	PCT. RANK	GAMES	SCHEDULE	OF SCHEDULE	RPI	RPI	RPI	RPI
DIV. I ONLY	12- 13	188	3-7	207	162	207	207	13	13	
DIV. I NON-CONF.	6- 3	90	0	318	244	208	208	16	16	
TOTALS	RPI 1-25	RPI 26-50	W-L RECORDS	RPI 51-100	RPI 101-150	RPI 150+				
12- 13	0- 2	0- 1	OVERALL	1- 4	0- 1	11- 5				
7- 7	0- 0	0- 1	HOME	1- 2	0- 1	6- 3				
5- 6	0- 2	0- 0	AWAY	0- 2	0- 0	5- 2				
0- 0	0- 0	0- 0	NEUTRAL	0- 0	0- 0	0- 0				
6- 3	0- 1	0- 0	NON-CONFERENCE	1- 0	0- 0	5- 2				
5- 1	0- 0	0- 0	HOME	1- 0	0- 0	4- 1				
1- 2	0- 1	0- 0	AWAY	0- 0	0- 0	1- 1				
0- 0	0- 0	0- 0	NEUTRAL	0- 0	0- 0	0- 0				
6- 10	0- 1	0- 1	CONFERENCE	0- 4	0- 1	6- 3				
2- 6	0- 0	0- 1	HOME	0- 2	0- 1	2- 2				
4- 4	0- 1	0- 0	AWAY	0- 2	0- 0	4- 1				
0- 0	0- 0	0- 0	NEUTRAL	0- 0	0- 0	0- 0				

RPI 1-25				RPI 26-50				RPI 51-100				RPI 101+ Team's RPI: 207			
RPI	S	Opponent	Score	RPI	S	Opponent	Score	RPI	S	Opponent	Score	RPI	S	Opponent	Score
14	A	Mississippi St.	58 91	32	H	Western Ky.	65 81	51	H	Middle Tenn.	69 77	126	H	UAB	68 74
23	A	Old Dominion	50 67					53	A	Charlotte	59 63	165	H	Tulane	58 62
								53	H	Charlotte	55 59	191	A	Fla. Atlantic	71 67
								62	A	Rice	64 75	211	A	Houston	60 75
								98	H	VCU	51 39	212	A	UTEP	72 80
												212	H	UTEP	72 89
												237	H	South Alabama	62 55
												243	H	Marshall	65 80
												248	H	Southeastern La.	62 54
												250	A	North Texas	65 57
												275	A	Louisiana Tech	63 61
												275	H	Louisiana Tech	66 60
												294	H	Ole Miss	59 53
												302	A	FIU	58 53
												313	H	UTSA	82 65
												348	A	La.-Monroe	57 42
												351	H	Mississippi Val.	84 80
LAST 10 Division I															
212	A	UTEP	72 80	32	H	Western Ky.	65 81	243	H	Marshall	65 80				
53	H	Charlotte	55 59	53	A	Charlotte	59 63	23	A	Old Dominion	50 67				
275	A	Louisiana Tech	63 61	51	H	Middle Tenn.	69 77								
302	A	FIU	58 53												
191	A	Fla. Atlantic	71 67												

Non-Div I Games: Faulkner 71 59 William Carey 77 47

Southern Miss.



## Southern Utah

Through Games Of March 4, 2020

Average RPI Win:	249	WON-LOST	WINNING	LAST 10	STRENGTH OF	OPP. STRENGTH	TEAM	ADJ.	CONF.	ADJ CONF.
Average RPI Loss:	163	RECORD	PCT. RANK	GAMES	SCHEDULE	OF SCHEDULE	RPI	RPI	RPI	RPI
DIV. I ONLY	16- 12	135	6-4	268	241	185	185	18	18	
DIV. I NON-CONF.	6- 3	90	0	209	317	113	113	17	17	
TOTALS	RPI 1-25	RPI 26-50	W-L RECORDS	RPI 51-100	RPI 101-150	RPI 150+				
16- 12	0- 1	0- 0	OVERALL	0- 2	0- 2	16- 7				
11- 3	0- 0	0- 0	HOME	0- 1	0- 1	11- 1				
5- 9	0- 1	0- 0	AWAY	0- 1	0- 1	5- 6				
0- 0	0- 0	0- 0	NEUTRAL	0- 0	0- 0	0- 0				
6- 3	0- 1	0- 0	NON-CONFERENCE	0- 0	0- 0	6- 2				
5- 0	0- 0	0- 0	HOME	0- 0	0- 0	5- 0				
1- 3	0- 1	0- 0	AWAY	0- 0	0- 0	1- 2				
0- 0	0- 0	0- 0	NEUTRAL	0- 0	0- 0	0- 0				
10- 9	0- 0	0- 0	CONFERENCE	0- 2	0- 2	10- 5				
6- 3	0- 0	0- 0	HOME	0- 1	0- 1	6- 1				
4- 6	0- 0	0- 0	AWAY	0- 1	0- 1	4- 4				
0- 0	0- 0	0- 0	NEUTRAL	0- 0	0- 0	0- 0				

RPI 1-25				RPI 26-50				RPI 51-100				RPI 101+ Team's RPI: 185			
RPI	S	Opponent	Score	RPI	S	Opponent	Score	RPI	S	Opponent	Score	RPI	S	Opponent	Score
17	A	Oregon St.	45 95					67	A	Montana St.	65 91	120	A	Idaho	57 70
								67	H	Montana St.	65 81	120	H	Idaho	56 71
												152	A	Montana	74 81
												167	A	Idaho St.	54 73
												167	H	Idaho St.	72 65
												175	A	Northern Ariz.	76 84
												175	H	Northern Ariz.	82 64
												201	A	Portland St.	81 72
												201	H	Portland St.	71 58
												214	H	Oral Roberts	72 58
												221	H	UNLV	72 68
												222	H	Cal St. Fullerton	79 63
												226	A	Northern Colo.	68 55
												226	H	Northern Colo.	64 50
												229	A	Denver	73 81
												239	A	Grand Canyon	65 69
												276	H	UC Irvine	82 68
												293	A	Utah Valley	71 58
												304	A	Sacramento St.	82 87
												304	H	Sacramento St.	62 71
												305	H	UC Riverside	79 68
												309	A	Eastern Wash.	70 67
												309	H	Eastern Wash.	71 50
												322	A	Weber St.	87 71
												322	H	Weber St.	82 66
LAST 10 Division I															
				67	H	Montana St.	65 81					175	H	Northern Ariz.	82 64
				120	A	Idaho	57 70					304	H	Sacramento St.	62 71
				309	A	Eastern Wash.	70 67					201	A	Portland St.	81 72
				322	H	Weber St.	82 66					226	A	Northern Colo.	68 55
				226	H	Northern Colo.	64 50					167	A	Idaho St.	54 73

Non-Div I Games:

Southern Utah

■ Loss, 
 ■ Non-Conf, 
 ■ S Site, 
 ■ H Home 
 ■ A Away 
 N Neutral

## St. Bonaventure

Through Games Of March 4, 2020

Average RPI Win:	209	WON-LOST	WINNING	LAST 10	STRENGTH OF	OPP. STRENGTH	TEAM	ADJ.	CONF.	ADJ CONF.
Average RPI Loss:	144	RECORD	PCT. RANK	GAMES	SCHEDULE	OF SCHEDULE	RPI	RPI	RPI	RPI
DIV. I ONLY	7- 23	308	2-8	118	178	292	292	12	12	
DIV. I NON-CONF.	3- 10	282	0	152	299	297	297	12	12	
TOTALS	RPI 1-25	RPI 26-50	W-L RECORDS	RPI 51-100	RPI 101-150	RPI 150+				
7- 23	0- 0	0- 2	OVERALL	0- 5	2- 7	5- 9				
6- 9	0- 0	0- 0	HOME	0- 1	2- 4	4- 4				
0- 13	0- 0	0- 2	AWAY	0- 4	0- 3	0- 4				
1- 1	0- 0	0- 0	NEUTRAL	0- 0	0- 0	1- 1				
3- 10	0- 0	0- 1	NON-CONFERENCE	0- 2	0- 1	3- 6				
2- 5	0- 0	0- 0	HOME	0- 1	0- 1	2- 3				
0- 4	0- 0	0- 1	AWAY	0- 1	0- 0	0- 2				
1- 1	0- 0	0- 0	NEUTRAL	0- 0	0- 0	1- 1				
4- 13	0- 0	0- 1	CONFERENCE	0- 3	2- 6	2- 3				
4- 4	0- 0	0- 0	HOME	0- 0	2- 3	2- 1				
0- 9	0- 0	0- 1	AWAY	0- 3	0- 3	0- 2				
0- 0	0- 0	0- 0	NEUTRAL	0- 0	0- 0	0- 0				

RPI 1-25				RPI 26-50				RPI 51-100				RPI 101+				Team's RPI: 292
RPI	S	Opponent	Score	RPI	S	Opponent	Score	RPI	S	Opponent	Score	RPI	S	Opponent	Score	
				49	A	Dayton	51 78	64	H	St. John's (NY)	56 68	119	A	Richmond	59 63	
				50	A	Bucknell	60 68	90	A	Fordham	53 79	119	H	Richmond	58 72	
								95	A	Saint Louis	51 72	122	H	Buffalo	36 46	
								97	A	Kent St.	58 81	123	A	Duquesne	39 58	
								98	A	VCU	47 56	123	H	Duquesne	57 80	
												131	H	Davidson	68 56	
												145	A	Massachusetts	54 72	
												145	H	Massachusetts	52 62	
												147	H	George Washington	59 55	
												156	N	Wright St.	57 56	
												159	H	Akron	54 63	
												161	A	Binghamton	67 78	
												187	H	Cornell	42 70	
												195	A	La Salle	61 67	
												196	N	Saint Mary's (CA)	57 72	
												197	H	Cleveland St.	62 65	
												213	A	Rhode Island	67 69	
												213	H	Rhode Island	64 59	
												230	H	Saint Joseph's	60 61	
												247	H	George Mason	62 47	
												282	H	Niagara	71 67	
												285	H	Oakland	80 66	
												337	A	Canisius	82 84	
LAST 10 Division I																
				145	A	Massachusetts	54 72	98	A	VCU	47 56					
				123	H	Duquesne	57 80	131	H	Davidson	68 56					
				49	A	Dayton	51 78	147	H	George Washington	59 55					
				119	H	Richmond	58 72	119	A	Richmond	59 63					
				213	A	Rhode Island	67 69	123	A	Duquesne	39 58					

Non-Div I Games:

St. Bonaventure

■ Loss, 
 ■ Non-Conf, 
 ■ S Site, 
 ■ Home 
 ■ A Away 
 N Neutral

## St. Francis Brooklyn

Through Games Of March 4, 2020

Average RPI Win:	308	WON-LOST	WINNING	LAST 10	STRENGTH OF	OPP. STRENGTH	TEAM	ADJ.	CONF.	ADJ CONF.
Average RPI Loss:	196	RECORD	PCT. RANK	GAMES	SCHEDULE	OF SCHEDULE	RPI	RPI	RPI	RPI
DIV. I ONLY	7- 20	307	3-7	237	329	316	316	30	30	
DIV. I NON-CONF.	3- 7	252	0	173	215	250	250	30	30	
TOTALS	RPI 1-25	RPI 26-50	W-L RECORDS	RPI 51-100	RPI 101-150	RPI 150+				
7- 20	0- 1	0- 1	OVERALL	0- 2	0- 5	7- 11				
5- 7	0- 0	0- 0	HOME	0- 1	0- 2	5- 4				
2- 11	0- 1	0- 1	AWAY	0- 1	0- 2	2- 6				
0- 2	0- 0	0- 0	NEUTRAL	0- 0	0- 1	0- 1				
3- 7	0- 1	0- 1	NON-CONFERENCE	0- 2	0- 1	3- 2				
2- 1	0- 0	0- 0	HOME	0- 1	0- 0	2- 0				
1- 4	0- 1	0- 1	AWAY	0- 1	0- 0	1- 1				
0- 2	0- 0	0- 0	NEUTRAL	0- 0	0- 1	0- 1				
4- 13	0- 0	0- 0	CONFERENCE	0- 0	0- 4	4- 9				
3- 6	0- 0	0- 0	HOME	0- 0	0- 2	3- 4				
1- 7	0- 0	0- 0	AWAY	0- 0	0- 2	1- 5				
0- 0	0- 0	0- 0	NEUTRAL	0- 0	0- 0	0- 0				

RPI 1-25				RPI 26-50				RPI 51-100				RPI 101+ Team's RPI: 316			
RPI	S	Opponent	Score	RPI	S	Opponent	Score	RPI	S	Opponent	Score	RPI	S	Opponent	Score
11	A	Princeton	44 76	28	A	Marquette	71 92	63	A	Boston College	69 106	115	A	Robert Morris	44 69
								85	H	Stony Brook	73 86	115	H	Robert Morris	59 70
												135	N	Pacific	62 71
												141	A	Mt. St. Mary's	60 69
												141	H	Mt. St. Mary's	62 67
												182	A	Merrimack	54 80
												182	H	Merrimack	54 72
												268	H	Loyola Maryland	89 78
												274	A	Saint Francis (PA)	72 82
												274	H	Saint Francis (PA)	59 67
												279	H	Army West Point	70 64
												299	N	Ga. Southern	47 78
												300	A	Wagner	66 74
												300	H	Wagner	53 74
												301	A	Sacred Heart	63 84
												301	H	Sacred Heart	71 70
												314	A	Albany (NY)	49 41
												318	H	Fairleigh Dickinson	57 62
												326	A	Bryant	59 78
												326	H	Bryant	80 77
												329	A	NJIT	69 88
												335	A	LIU Brooklyn	71 54
												335	H	LIU Brooklyn	88 63
LAST 10 Division I															
182	H	Merrimack	54 72	326	A	Bryant	59 78								
301	A	Sacred Heart	63 84	141	H	Mt. St. Mary's	62 67								
300	H	Wagner	53 74	182	A	Merrimack	54 80								
326	H	Bryant	80 77	301	H	Sacred Heart	71 70								
335	A	LIU Brooklyn	71 54	115	H	Robert Morris	59 70								

Non-Div I Games: East Stroudsburg 84 62

St. Francis Brooklyn

Loss, Non-Conf, S Site, H Home A Away N Neutral

## St. John's (NY)

## Through Games Of March 4, 2020

Average RPI Win:	162	WON-LOST	WINNING	LAST 10	STRENGTH OF	OPP. STRENGTH	TEAM	ADJ.	CONF.	ADJ CONF.
Average RPI Loss:	73	RECORD	PCT. RANK	GAMES	SCHEDULE	OF SCHEDULE	RPI	RPI	RPI	RPI
DIV. I ONLY	18- 11	98	6-4	74	76	64	64	6	6	
DIV. I NON-CONF.	7- 4	100	0	75	161	59	59	6	6	
TOTALS	RPI 1-25	RPI 26-50	W-L RECORDS	RPI 51-100	RPI 101-150	RPI 150+				
18- 11	0- 2	2- 4	OVERALL	5- 3	2- 0	9- 2				
11- 3	0- 1	1- 1	HOME	2- 1	2- 0	6- 0				
7- 7	0- 1	1- 3	AWAY	3- 1	0- 0	3- 2				
0- 1	0- 0	0- 0	NEUTRAL	0- 1	0- 0	0- 0				
7- 4	0- 0	0- 2	NON-CONFERENCE	1- 1	2- 0	4- 1				
5- 0	0- 0	0- 0	HOME	0- 0	2- 0	3- 0				
2- 3	0- 0	0- 2	AWAY	1- 0	0- 0	1- 1				
0- 1	0- 0	0- 0	NEUTRAL	0- 1	0- 0	0- 0				
11- 7	0- 2	2- 2	CONFERENCE	4- 2	0- 0	5- 1				
6- 3	0- 1	1- 1	HOME	2- 1	0- 0	3- 0				
5- 4	0- 1	1- 1	AWAY	2- 1	0- 0	2- 1				
0- 0	0- 0	0- 0	NEUTRAL	0- 0	0- 0	0- 0				

RPI 1-25				RPI 26-50				RPI 51-100 Team's RPI: 64				RPI 101+			
RPI	S	Opponent	Score	RPI	S	Opponent	Score	RPI	S	Opponent	Score	RPI	S	Opponent	Score
20	A	DePaul	69 74	28	A	Marquette	85 94	54	A	Yale	80 66	116	H	Wake Forest	82 74
20	H	DePaul	65 71	28	H	Marquette	57 67	75	A	Villanova	64 66	145	H	Massachusetts	82 71
				36	A	James Madison	73 76	75	H	Villanova	62 67	164	H	Lafayette	76 44
				38	A	Florida St.	70 74	77	A	Seton Hall	82 66	186	A	Providence	53 54
				45	A	Creighton	77 70	77	H	Seton Hall	77 76	186	H	Providence	64 58
				45	H	Creighton	63 58	78	N	IUPUI	78 85	221	A	UNLV	75 79
								96	A	Butler	67 42	233	H	Fairfield	71 69
								96	H	Butler	85 80	240	A	Georgetown	74 68
												240	H	Georgetown	71 54
												262	A	Xavier	75 67
												262	H	Xavier	74 37
												279	H	Army West Point	96 60
												292	A	St. Bonaventure	68 56
LAST 10 Division I															
262	H	Xavier	74 37	28	H	Marquette	57 67								
96	H	Butler	85 80	20	H	DePaul	65 71								
77	H	Seton Hall	77 76	240	A	Georgetown	74 68								
186	A	Providence	53 54	75	A	Villanova	64 66								
45	A	Creighton	77 70	77	A	Seton Hall	82 66								

Non-Div I Games:

St. John's (NY)

■ Loss, 
 ■ Non-Conf, 
 ■ S Site, 
 ■ H Home 
 ■ A Away 
 N Neutral



## Stanford

Through Games Of March 4, 2020

Average RPI Win:	111	WON-LOST	WINNING	LAST 10	STRENGTH OF	OPP. STRENGTH	TEAM	ADJ.	CONF.	ADJ CONF.
Average RPI Loss:	18	RECORD	PCT. RANK	GAMES	SCHEDULE	OF SCHEDULE	RPI	RPI	RPI	RPI
DIV. I ONLY	25- 5	22	7-3	16	3	7	7	1	1	
DIV. I NON-CONF.	11- 1	13	0	49	42	8	8	2	2	
TOTALS	RPI 1-25	RPI 26-50	W-L RECORDS	RPI 51-100	RPI 101-150	RPI 150+				
25- 5	5- 3	1- 2	OVERALL	4- 0	10- 0	5- 0				
14- 2	3- 2	0- 0	HOME	3- 0	5- 0	3- 0				
8- 3	1- 1	1- 2	AWAY	1- 0	4- 0	1- 0				
3- 0	1- 0	0- 0	NEUTRAL	0- 0	1- 0	1- 0				
11- 1	3- 0	0- 1	NON-CONFERENCE	1- 0	2- 0	5- 0				
7- 0	2- 0	0- 0	HOME	1- 0	1- 0	3- 0				
1- 1	0- 0	0- 1	AWAY	0- 0	0- 0	1- 0				
3- 0	1- 0	0- 0	NEUTRAL	0- 0	1- 0	1- 0				
14- 4	2- 3	1- 1	CONFERENCE	3- 0	8- 0	0- 0				
7- 2	1- 2	0- 0	HOME	2- 0	4- 0	0- 0				
7- 2	1- 1	1- 1	AWAY	1- 0	4- 0	0- 0				
0- 0	0- 0	0- 0	NEUTRAL	0- 0	0- 0	0- 0				

RPI	S	Opponent	Score	RPI	S	Opponent	Score	RPI	S	Opponent	Score	RPI	S	Opponent	Score
2	A	Oregon	55 87	27	A	Arizona	72 73	59	H	Tennessee	78 51	101	N	Syracuse	77 59
2	H	Oregon	66 74	30	A	Arizona St.	55 44	81	A	Colorado	69 66	103	A	Washington St.	71 49
10	H	Gonzaga	76 70	46	A	Texas	64 69	81	H	Colorado	76 68	103	H	Washington St.	77 58
13	H	UCLA	69 79					82	H	Southern California	79 59	112	A	Utah	97 64
14	N	Mississippi St.	67 62									112	H	Utah	82 49
17	A	Oregon St.	61 58									122	H	Buffalo	88 69
17	H	Oregon St.	63 60									127	A	Washington	58 41
22	H	Ohio St.	71 52									127	H	Washington	77 56
												130	A	California	79 65
												130	H	California	73 40
												163	H	UC Davis	67 55
												206	A	San Francisco	97 71
												226	H	Northern Colo.	90 36
												291	N	California Baptist	83 78
												309	H	Eastern Wash.	92 27
LAST 10 Division I															
30	A	Arizona St.	55 44	112	A	Utah	97 64								
27	A	Arizona	72 73	82	H	Southern California	79 59								
2	H	Oregon	66 74	13	H	UCLA	69 79								
17	H	Oregon St.	63 60	103	A	Washington St.	71 49								
81	A	Colorado	69 66	127	A	Washington	58 41								

Non-Div I Games:

Stanford

■ Loss, 
 ■ Non-Conf, 
 ■ S Site, 
 ■ Home 
 ■ Away 
 N Neutral

Average RPI Win:	254	WON-LOST	WINNING	LAST 10	STRENGTH OF	OPP. STRENGTH	TEAM	ADJ.	CONF.	ADJ CONF.
Average RPI Loss:	119	RECORD	PCT. RANK	GAMES	SCHEDULE	OF SCHEDULE	RPI	RPI	RPI	RPI
DIV. I ONLY	9- 17	272	5-5	133	167	225	225	15	15	
DIV. I NON-CONF.	3- 7	252	0	114	187	224	224	14	14	
TOTALS	RPI 1-25	RPI 26-50	W-L RECORDS	RPI 51-100	RPI 101-150	RPI 150+				
9- 17	0- 0	0- 4	OVERALL	0- 4	2- 4	7- 5				
4- 8	0- 0	0- 1	HOME	0- 1	1- 3	3- 3				
5- 8	0- 0	0- 3	AWAY	0- 3	1- 1	4- 1				
0- 1	0- 0	0- 0	NEUTRAL	0- 0	0- 0	0- 1				
3- 7	0- 0	0- 2	NON-CONFERENCE	0- 2	0- 2	3- 1				
2- 2	0- 0	0- 0	HOME	0- 0	0- 2	2- 0				
1- 4	0- 0	0- 2	AWAY	0- 2	0- 0	1- 0				
0- 1	0- 0	0- 0	NEUTRAL	0- 0	0- 0	0- 1				
6- 10	0- 0	0- 2	CONFERENCE	0- 2	2- 2	4- 4				
2- 6	0- 0	0- 1	HOME	0- 1	1- 1	1- 3				
4- 4	0- 0	0- 1	AWAY	0- 1	1- 1	3- 1				
0- 0	0- 0	0- 0	NEUTRAL	0- 0	0- 0	0- 0				

RPI 1-25				RPI 26-50				RPI 51-100				RPI 101+				Team's RPI: 225	
RPI	S	Opponent	Score	RPI	S	Opponent	Score	RPI	S	Opponent	Score	RPI	S	Opponent	Score		
				26	A	Kentucky	48 67	59	A	Tennessee	46 73	104	H	Bethune-Cookman	55 59		
				35	A	FGCU	54 67	68	A	Penn	41 81	128	H	Holy Cross	63 75		
				35	H	FGCU	47 89	99	A	Liberty	53 73	139	A	North Florida	60 52		
				37	A	UCF	40 66	99	H	Liberty	48 57	139	H	North Florida	60 62		
												144	A	North Ala.	57 68		
												144	H	North Ala.	69 60		
												151	A	Jacksonville	52 57		
												151	H	Jacksonville	57 71		
												224	A	Kennesaw St.	67 61		
												224	H	Kennesaw St.	67 70		
												244	H	Tulsa	66 60		
												256	A	Lipscomb	48 34		
												256	H	Lipscomb	59 65		
												274	N	Saint Francis (PA)	73 78		
												280	A	Morehead St.	58 55		
												329	A	NJIT	68 49		
												329	H	NJIT	72 49		
												337	H	Canisius	68 52		
LAST 10 Division I																	
				139	H	North Florida	60 62	224	H	Kennesaw St.	67 70						
				151	H	Jacksonville	57 71	35	A	FGCU	54 67						
				329	A	NJIT	68 49	139	A	North Florida	60 52						
				99	A	Liberty	53 73	256	A	Lipscomb	48 34						
				144	H	North Ala.	69 60	329	H	NJIT	72 49						

Non-Div I Games: Palm Beach Atl. 77 46 Trinity Baptist 116 40 Fla. National 80 37

Stetson

Stony Brook

Through Games Of March 4, 2020

Average RPI Win:	257	WON-LOST	WINNING	LAST 10	STRENGTH OF	OPP. STRENGTH	TEAM	ADJ.	CONF.	ADJ CONF.
Average RPI Loss:	181	RECORD	PCT. RANK	GAMES	SCHEDULE	OF SCHEDULE	RPI	RPI	RPI	RPI
DIV. I ONLY	26- 3	8	8-2	335	301	85	85	26	26	
DIV. I NON-CONF.	11- 1	13	0	289	305	65	65	28	28	
TOTALS	RPI 1-25	RPI 26-50	W-L RECORDS	RPI 51-100	RPI 101-150	RPI 150+				
26- 3	0- 0	1- 1	OVERALL	0- 0	1- 0	24- 2				
13- 0	0- 0	1- 0	HOME	0- 0	0- 0	12- 0				
11- 3	0- 0	0- 1	AWAY	0- 0	0- 0	11- 2				
2- 0	0- 0	0- 0	NEUTRAL	0- 0	1- 0	1- 0				
11- 1	0- 0	1- 1	NON-CONFERENCE	0- 0	1- 0	9- 0				
4- 0	0- 0	1- 0	HOME	0- 0	0- 0	3- 0				
5- 1	0- 0	0- 1	AWAY	0- 0	0- 0	5- 0				
2- 0	0- 0	0- 0	NEUTRAL	0- 0	1- 0	1- 0				
15- 2	0- 0	0- 0	CONFERENCE	0- 0	0- 0	15- 2				
9- 0	0- 0	0- 0	HOME	0- 0	0- 0	9- 0				
6- 2	0- 0	0- 0	AWAY	0- 0	0- 0	6- 2				
0- 0	0- 0	0- 0	NEUTRAL	0- 0	0- 0	0- 0				

RPI S	Opponent	Score	RPI S	Opponent	Score	RPI S	Opponent	Score	RPI S	Opponent	Score
31	A Arkansas	58 88	50	H Bucknell	78 73				136	N Western Mich.	50 47
									161	A Binghamton	67 60
									161	H Binghamton	58 54
									168	A Maine	62 64
									168	H Maine	73 69
									188	H Manhattan	59 54
									217	A UMass Lowell	89 69
									217	H UMass Lowell	60 41
									245	N Morgan St.	63 56
									253	H Iona	59 40
									263	A New Hampshire	53 44
									263	H New Hampshire	52 50
									286	A Pittsburgh	59 56
									295	A UMBC	66 49
									295	H UMBC	57 45
									300	A Wagner	66 45
									301	H Sacred Heart	54 50
									307	A Vermont	72 68
									307	H Vermont	67 49
									314	A Albany (NY)	73 53
									314	H Albany (NY)	54 49
									314	H Albany (NY)	53 44
									316	A St. Francis Brooklyn	86 73
									325	A Hofstra	81 38
									335	A LIU Brooklyn	80 49
									344	A Hartford	67 70

Non-Div I Games: Molloy 66 49

Stony Brook

Loss, Non-Conf, S Site, H Home A Away N Neutral

RPI	S	Opponent	Score
344	H	Hartford	66 55

S  
t  
o  
n  
y  
B  
r  
o  
o  
k

S  
t  
o  
n  
y  
B  
r  
o  
o  
k

Stony Brook

## Syracuse

Through Games Of March 4, 2020

Average RPI Win:	167	WON-LOST	WINNING	LAST 10	STRENGTH OF	OPP. STRENGTH	TEAM	ADJ.	CONF.	ADJ CONF.
Average RPI Loss:	57	RECORD	PCT. RANK	GAMES	SCHEDULE	OF SCHEDULE	RPI	RPI	RPI	RPI
DIV. I ONLY	15- 14	163	6-4	59	27	101	101	5	5	
DIV. I NON-CONF.	6- 5	151	0	94	27	126	126	4	4	
TOTALS	RPI 1-25	RPI 26-50	W-L RECORDS	RPI 51-100	RPI 101-150	RPI 150+				
15- 14	1- 5	2- 1	OVERALL	3- 4	2- 4	7- 0				
10- 4	1- 2	2- 0	HOME	1- 2	1- 0	5- 0				
3- 7	0- 2	0- 1	AWAY	1- 1	1- 3	1- 0				
2- 3	0- 1	0- 0	NEUTRAL	1- 1	0- 1	1- 0				
6- 5	0- 2	0- 1	NON-CONFERENCE	2- 1	0- 1	4- 0				
4- 1	0- 1	0- 0	HOME	1- 0	0- 0	3- 0				
0- 1	0- 0	0- 1	AWAY	0- 0	0- 0	0- 0				
2- 3	0- 1	0- 0	NEUTRAL	1- 1	0- 1	1- 0				
9- 9	1- 3	2- 0	CONFERENCE	1- 3	2- 3	3- 0				
6- 3	1- 1	2- 0	HOME	0- 2	1- 0	2- 0				
3- 6	0- 2	0- 0	AWAY	1- 1	1- 3	1- 0				
0- 0	0- 0	0- 0	NEUTRAL	0- 0	0- 0	0- 0				

RPI 1-25				RPI 26-50				RPI 51-100				RPI 101+ Team's RPI: 101			
RPI	S	Opponent	Score	RPI	S	Opponent	Score	RPI	S	Opponent	Score	RPI	S	Opponent	Score
2	H	Oregon	64 81	33	H	Virginia Tech	67 65	56	N	West Virginia	69 71	110	A	Miami (FL)	62 77
5	A	Louisville	58 62	38	H	Florida St.	90 89	58	A	Virginia	41 57	113	A	Notre Dame	70 72
5	H	Louisville	59 51	39	A	Michigan	76 84	63	A	Boston College	89 79	113	H	Notre Dame	74 63
7	N	Stanford	59 77					63	H	Boston College	81 88	116	A	Wake Forest	60 65
21	A	NC State	60 69					72	H	Georgia Tech	64 82	117	N	Green Bay	73 79
24	H	Duke	58 88					89	H	Ohio	66 54	146	A	North Carolina	74 56
								94	N	Michigan St.	77 63	211	N	Houston	87 62
												218	H	Clemson	59 46
												286	A	Pittsburgh	69 51
												286	H	Pittsburgh	71 53
												295	H	UMBC	82 48
												314	H	Albany (NY)	75 53
												315	H	UMES	65 50
LAST 10 Division I															
63	H	Boston College	81 88	146	A	North Carolina	74 56	5	H	Louisville	59 51				
21	A	NC State	60 69	63	A	Boston College	89 79	58	A	Virginia	41 57				
113	A	Notre Dame	70 72	33	H	Virginia Tech	67 65								
218	H	Clemson	59 46												
286	H	Pittsburgh	71 53												

Non-Div I Games:

Syracuse

■ Loss, 
■ Non-Conf, 
■ S Site, 
■ H Home 
■ A Away 
N Neutral

Average RPI Win:	117	WON-LOST	WINNING	LAST 10	STRENGTH OF	OPP. STRENGTH	TEAM	ADJ.	CONF.	ADJ CONF.
Average RPI Loss:	58	RECORD	PCT. RANK	GAMES	SCHEDULE	OF SCHEDULE	RPI	RPI	RPI	RPI
DIV. I ONLY	21- 7	39	7-3	23	20	19	19	3	3	
DIV. I NON-CONF.	9- 2	37	0	97	80	29	29	3	3	
TOTALS	RPI 1-25	RPI 26-50	W-L RECORDS	RPI 51-100	RPI 101-150	RPI 150+				
21- 7	0- 3	3- 1	OVERALL	9- 1	4- 2	5- 0				
13- 3	0- 1	1- 1	HOME	6- 0	3- 1	3- 0				
8- 4	0- 2	2- 0	AWAY	3- 1	1- 1	2- 0				
0- 0	0- 0	0- 0	NEUTRAL	0- 0	0- 0	0- 0				
9- 2	0- 1	0- 0	NON-CONFERENCE	2- 1	2- 0	5- 0				
7- 0	0- 0	0- 0	HOME	2- 0	2- 0	3- 0				
2- 2	0- 1	0- 0	AWAY	0- 1	0- 0	2- 0				
0- 0	0- 0	0- 0	NEUTRAL	0- 0	0- 0	0- 0				
12- 5	0- 2	3- 1	CONFERENCE	7- 0	2- 2	0- 0				
6- 3	0- 1	1- 1	HOME	4- 0	1- 1	0- 0				
6- 2	0- 1	2- 0	AWAY	3- 0	1- 1	0- 0				
0- 0	0- 0	0- 0	NEUTRAL	0- 0	0- 0	0- 0				

RPI	S	Opponent	Score	RPI	S	Opponent	Score	RPI	S	Opponent	Score	RPI	S	Opponent	Score
4	A	Baylor	62 81	46	A	Texas	65 63	51	A	Middle Tenn.	70 82	105	H	Auburn	80 65
4	H	Baylor	57 66	46	H	Texas	67 77	56	H	West Virginia	73 60	115	H	Robert Morris	66 61
16	A	Texas A&M	68 70	48	A	Iowa St.	77 74	60	A	Oklahoma St.	72 68	121	A	Kansas	87 74
				48	H	Iowa St.	82 72	60	H	Oklahoma St.	49 37	121	H	Kansas	73 59
								74	A	Kansas St.	54 52	142	A	Texas Tech	83 87
								74	H	Kansas St.	65 61	142	H	Texas Tech	76 80
								80	A	Oklahoma	82 63	187	H	Cornell	59 49
								80	H	Oklahoma	96 71	220	A	SMU	57 56
								86	H	Boise St.	77 65	252	H	Texas St.	79 52
								89	H	Ohio	79 72	257	H	Nicholls St.	72 47
												279	A	Army West Point	66 52
LAST 10 Division I															
80	H	Oklahoma	96 71	48	H	Iowa St.	82 72								
142	A	Texas Tech	83 87	4	A	Baylor	62 81								
46	H	Texas	67 77	121	A	Kansas	87 74								
60	H	Oklahoma St.	49 37	74	H	Kansas St.	65 61								
74	A	Kansas St.	54 52	60	A	Oklahoma St.	72 68								

Non-Div I Games:

TCU

Average RPI Win: <b>159</b>	WON-LOST	WINNING	LAST 10	STRENGTH OF	OPP. STRENGTH	TEAM	ADJ.	CONF.	ADJ CONF.
Average RPI Loss: <b>117</b>	RECORD	PCT. RANK	GAMES	SCHEDULE	OF SCHEDULE	RPI	RPI	RPI	RPI
DIV. I ONLY	15- 14	163	3-7	73	82	114	114	9	9
DIV. I NON-CONF.	8- 5	117	0	37	84	68	68	9	9
TOTALS	RPI 1-25	RPI 26-50	W-L RECORDS	RPI 51-100	RPI 101-150	RPI 150+			
15- 14	0- 2	2- 3	OVERALL	3- 2	1- 1	9- 6			
10- 5	0- 2	1- 1	HOME	3- 0	1- 0	5- 2			
5- 7	0- 0	1- 1	AWAY	0- 2	0- 0	4- 4			
0- 2	0- 0	0- 1	NEUTRAL	0- 0	0- 1	0- 0			
8- 5	0- 1	1- 2	NON-CONFERENCE	2- 0	1- 1	4- 1			
5- 2	0- 1	0- 1	HOME	2- 0	1- 0	2- 0			
3- 1	0- 0	1- 0	AWAY	0- 0	0- 0	2- 1			
0- 2	0- 0	0- 1	NEUTRAL	0- 0	0- 1	0- 0			
7- 9	0- 1	1- 1	CONFERENCE	1- 2	0- 0	5- 5			
5- 3	0- 1	1- 0	HOME	1- 0	0- 0	3- 2			
2- 6	0- 0	0- 1	AWAY	0- 2	0- 0	2- 3			
0- 0	0- 0	0- 0	NEUTRAL	0- 0	0- 0	0- 0			

RPI 1-25				RPI 26-50				RPI 51-100				RPI 101+ Team's RPI: 114			
RPI	S	Opponent	Score	RPI	S	Opponent	Score	RPI	S	Opponent	Score	RPI	S	Opponent	Score
1	H	South Carolina	71 <b>78</b>	35	H	FGCU	67 <b>93</b>	68	H	Penn	76 72	123	H	Duquesne	85 72
6	H	UConn	54 <b>83</b>	37	A	UCF	64 <b>67</b>	69	A	South Fla.	51 <b>99</b>	146	N	North Carolina	58 <b>71</b>
				37	H	UCF	67 65	69	H	South Fla.	69 66	165	A	Tulane	50 <b>53</b>
				45	N	Creighton	59 <b>69</b>	75	H	Villanova	74 69	170	A	Wichita St.	70 <b>72</b>
				50	A	Bucknell	72 61	79	A	Cincinnati	81 <b>86</b>	170	H	Wichita St.	75 <b>85</b>
												184	A	Towson	74 59
												195	A	La Salle	72 69
												202	H	Memphis	78 64
												211	A	Houston	61 58
												211	H	Houston	76 75
												220	H	SMU	85 62
												230	A	Saint Joseph's	63 <b>67</b>
												233	H	Fairfield	77 59
												234	A	East Carolina	50 <b>56</b>
												244	A	Tulsa	74 65
												244	H	Tulsa	64 <b>68</b>
												262	H	Xavier	78 65
LAST 10 Division I															
				165	A	Tulane	50 <b>53</b>	211	H	Houston	76 75				
				244	H	Tulsa	64 <b>68</b>	69	A	South Fla.	51 <b>99</b>				
				37	A	UCF	64 <b>67</b>	170	H	Wichita St.	75 <b>85</b>				
				234	A	East Carolina	50 <b>56</b>	37	H	UCF	67 65				
				202	H	Memphis	78 64	79	A	Cincinnati	81 <b>86</b>				

Non-Div I Games:

Temple

## Tennessee

Through Games Of March 4, 2020

Average RPI Win:	197	WON-LOST	WINNING	LAST 10	STRENGTH OF	OPP. STRENGTH	TEAM	ADJ.	CONF.	ADJ CONF.
Average RPI Loss:	20	RECORD	PCT. RANK	GAMES	SCHEDULE	OF SCHEDULE	RPI	RPI	RPI	RPI
DIV. I ONLY	20- 9	64	5-5	114	54	59	59	4	4	
DIV. I NON-CONF.	10- 3	57	0	268	137	109	109	5	5	
TOTALS	RPI 1-25	RPI 26-50	W-L RECORDS	RPI 51-100	RPI 101-150	RPI 150+				
20- 9	0- 5	1- 4	OVERALL	2- 0	5- 0	12- 0				
13- 3	0- 2	1- 1	HOME	2- 0	1- 0	9- 0				
7- 6	0- 3	0- 3	AWAY	0- 0	4- 0	3- 0				
0- 0	0- 0	0- 0	NEUTRAL	0- 0	0- 0	0- 0				
10- 3	0- 2	0- 1	NON-CONFERENCE	0- 0	1- 0	9- 0				
7- 1	0- 0	0- 1	HOME	0- 0	0- 0	7- 0				
3- 2	0- 2	0- 0	AWAY	0- 0	1- 0	2- 0				
0- 0	0- 0	0- 0	NEUTRAL	0- 0	0- 0	0- 0				
10- 6	0- 3	1- 3	CONFERENCE	2- 0	4- 0	3- 0				
6- 2	0- 2	1- 0	HOME	2- 0	1- 0	2- 0				
4- 4	0- 1	0- 3	AWAY	0- 0	3- 0	1- 0				
0- 0	0- 0	0- 0	NEUTRAL	0- 0	0- 0	0- 0				

RPI	S	Opponent	Score	RPI	S	Opponent	Score	RPI	S	Opponent	Score	RPI	S	Opponent	Score
1	A	South Carolina	48 69	26	A	Kentucky	76 80	57	H	Alabama	65 63	105	A	Auburn	56 55
6	A	UConn	45 60	31	A	Arkansas	75 83	71	H	Georgia	73 56	113	A	Notre Dame	74 63
7	A	Stanford	51 78	34	A	LSU	65 75					118	A	Vanderbilt	78 69
14	H	Mississippi St.	55 72	34	H	LSU	63 58					118	H	Vanderbilt	67 63
16	H	Texas A&M	71 73	46	H	Texas	60 66					134	A	Florida	78 50
												166	H	Missouri	77 66
												201	A	Portland St.	88 61
												225	H	Stetson	73 46
												231	H	Central Ark.	63 36
												264	H	Howard	88 38
												270	H	Air Force	81 54
												288	A	ETSU	72 68
												290	H	Colorado St.	79 41
												294	A	Ole Miss	84 28
												294	H	Ole Miss	77 66
												327	H	Ark.-Pine Bluff	92 51
												334	H	Tennessee St.	73 43
LAST 10 Division I															
105	A	Auburn	56 55	34	A	LSU	65 75								
294	H	Ole Miss	77 66	14	H	Mississippi St.	55 72								
118	H	Vanderbilt	67 63	1	A	South Carolina	48 69								
31	A	Arkansas	75 83	118	A	Vanderbilt	78 69								
16	H	Texas A&M	71 73	34	H	LSU	63 58								

Non-Div I Games:

Tennessee

■ Loss, 
■ Non-Conf, 
■ S Site, 
■ H Home 
■ A Away 
N Neutral



## Tennessee St.

Through Games Of March 4, 2020

Average RPI Win:	262	WON-LOST	WINNING	LAST 10	STRENGTH OF	OPP. STRENGTH	TEAM	ADJ.	CONF.	ADJ CONF.
Average RPI Loss:	183	RECORD	PCT. RANK	GAMES	SCHEDULE	OF SCHEDULE	RPI	RPI	RPI	RPI
DIV. I ONLY	2- 24	346	2-8	195	268	334	334	20	20	
DIV. I NON-CONF.	0- 8	338	0	129	235	326	326	23	23	
TOTALS	RPI 1-25	RPI 26-50	W-L RECORDS	RPI 51-100	RPI 101-150	RPI 150+				
2- 24	0- 0	0- 2	OVERALL	0- 3	0- 4	2- 15				
1- 13	0- 0	0- 0	HOME	0- 1	0- 3	1- 9				
1- 11	0- 0	0- 2	AWAY	0- 2	0- 1	1- 6				
0- 0	0- 0	0- 0	NEUTRAL	0- 0	0- 0	0- 0				
0- 8	0- 0	0- 1	NON-CONFERENCE	0- 1	0- 3	0- 3				
0- 5	0- 0	0- 0	HOME	0- 0	0- 3	0- 2				
0- 3	0- 0	0- 1	AWAY	0- 1	0- 0	0- 1				
0- 0	0- 0	0- 0	NEUTRAL	0- 0	0- 0	0- 0				
2- 16	0- 0	0- 1	CONFERENCE	0- 2	0- 1	2- 12				
1- 8	0- 0	0- 0	HOME	0- 1	0- 0	1- 7				
1- 8	0- 0	0- 1	AWAY	0- 1	0- 1	1- 5				
0- 0	0- 0	0- 0	NEUTRAL	0- 0	0- 0	0- 0				

RPI S	Opponent	Score	RPI S	Opponent	Score	RPI S	Opponent	Score	RPI S	Opponent	Score	Team's RPI: 334
27	A Arizona	42 77	47	A UT Martin	71 88	52	A Belmont	58 70	106	H Columbia	65 75	
						52	H Belmont	51 84	109	A Southeast Mo. St.	54 83	
						59	A Tennessee	43 73	118	H Vanderbilt	55 106	
									144	H North Ala.	63 88	
									171	A Austin Peay	58 76	
									171	H Austin Peay	55 87	
									208	H Eastern Ill.	52 73	
									210	A Tennessee Tech	47 88	
									210	H Tennessee Tech	69 81	
									235	A Jacksonville St.	48 70	
									235	H Jacksonville St.	45 63	
									236	A Murray St.	62 100	
									236	H Murray St.	96 81	
									237	A South Alabama	48 70	
									256	H Lipscomb	64 74	
									280	A Morehead St.	60 69	
									280	H Morehead St.	47 84	
									287	A Eastern Ky.	67 64	
									287	H Eastern Ky.	55 61	
									324	H Alcorn	57 62	
									338	H SIUE	63 76	
LAST 10 Division I												
52	H Belmont	51 84	52	A Belmont	58 70							
235	H Jacksonville St.	45 63	236	H Murray St.	96 81							
280	A Morehead St.	60 69	171	H Austin Peay	55 87							
287	A Eastern Ky.	67 64	210	A Tennessee Tech	47 88							
210	H Tennessee Tech	69 81	235	A Jacksonville St.	48 70							

Non-Div I Games: Wilberforce 83 65 Fisk 91 50

Tennessee St.

Loss, Non-Conf, S Site, H Home A Away N Neutral

## Tennessee Tech

Through Games Of March 4, 2020

Average RPI Win:	280	WON-LOST	WINNING	LAST 10	STRENGTH OF	OPP. STRENGTH	TEAM	ADJ.	CONF.	ADJ CONF.
Average RPI Loss:	111	RECORD	PCT. RANK	GAMES	SCHEDULE	OF SCHEDULE	RPI	RPI	RPI	RPI
DIV. I ONLY	15- 12	143	2-8	321	202	210	210	20	20	
DIV. I NON-CONF.	5- 4	140	0	345	116	240	240	23	23	
TOTALS	RPI 1-25	RPI 26-50	W-L RECORDS	RPI 51-100	RPI 101-150	RPI 150+				
15- 12	0- 0	0- 2	OVERALL	0- 4	0- 3	15- 3				
7- 4	0- 0	0- 1	HOME	0- 1	0- 1	7- 1				
7- 7	0- 0	0- 1	AWAY	0- 3	0- 2	7- 1				
1- 1	0- 0	0- 0	NEUTRAL	0- 0	0- 0	1- 1				
5- 4	0- 0	0- 0	NON-CONFERENCE	0- 2	0- 1	5- 1				
2- 0	0- 0	0- 0	HOME	0- 0	0- 0	2- 0				
2- 3	0- 0	0- 0	AWAY	0- 2	0- 1	2- 0				
1- 1	0- 0	0- 0	NEUTRAL	0- 0	0- 0	1- 1				
10- 8	0- 0	0- 2	CONFERENCE	0- 2	0- 2	10- 2				
5- 4	0- 0	0- 1	HOME	0- 1	0- 1	5- 1				
5- 4	0- 0	0- 1	AWAY	0- 1	0- 1	5- 1				
0- 0	0- 0	0- 0	NEUTRAL	0- 0	0- 0	0- 0				

RPI 1-25				RPI 26-50				RPI 51-100				RPI 101+ Team's RPI: 210			
RPI	S	Opponent	Score	RPI	S	Opponent	Score	RPI	S	Opponent	Score	RPI	S	Opponent	Score
				47	A	UT Martin	62 71	51	A	Middle Tenn.	58 64	109	A	Southeast Mo. St.	72 87
				47	H	UT Martin	65 86	52	A	Belmont	52 68	109	H	Southeast Mo. St.	59 72
								52	H	Belmont	47 59	118	A	Vanderbilt	61 75
								100	A	Southern Ill.	65 76	169	A	Samford	72 57
												171	H	Austin Peay	58 49
												180	N	Northern Ill.	74 82
												208	A	Eastern Ill.	75 62
												235	A	Jacksonville St.	61 64
												235	H	Jacksonville St.	50 66
												236	H	Murray St.	77 72
												256	H	Lipscomb	78 58
												280	A	Morehead St.	75 55
												280	H	Morehead St.	82 75
												287	A	Eastern Ky.	60 42
												287	H	Eastern Ky.	87 82
												331	N	Detroit Mercy	69 47
												334	A	Tennessee St.	81 69
												334	H	Tennessee St.	88 47
												338	A	SIUE	65 50
												343	A	Western Caro.	62 58
												348	H	La.-Monroe	75 68
LAST 10 Division I															
				235	A	Jacksonville St.	61 64	235	H	Jacksonville St.	50 66				
				52	A	Belmont	52 68	109	A	Southeast Mo. St.	72 87				
				109	H	Southeast Mo. St.	59 72	47	A	UT Martin	62 71				
				47	H	UT Martin	65 86	334	H	Tennessee St.	88 47				
				334	A	Tennessee St.	81 69	52	H	Belmont	47 59				

Non-Div I Games: Tenn. Wesleyan 94 45 Cumberland (TN) 88 51

Tennessee Tech

Loss, Non-Conf, S Site, H Home A Away N Neutral

Average RPI Win:	135	WON-LOST	WINNING	LAST 10	STRENGTH OF	OPP. STRENGTH	TEAM	ADJ.	CONF.	ADJ CONF.
Average RPI Loss:	66	RECORD	PCT. RANK	GAMES	SCHEDULE	OF SCHEDULE	RPI	RPI	RPI	RPI
DIV. I ONLY	18- 10	87	6-4	32	42	46	46	3	3	
DIV. I NON-CONF.	8- 4	90	0	108	128	92	92	3	3	
TOTALS	RPI 1-25	RPI 26-50	W-L RECORDS	RPI 51-100	RPI 101-150	RPI 150+				
18- 10	2- 3	1- 2	OVERALL	7- 3	3- 1	5- 1				
10- 5	1- 2	0- 2	HOME	3- 1	2- 0	4- 0				
7- 4	1- 0	1- 0	AWAY	4- 2	1- 1	0- 1				
1- 1	0- 1	0- 0	NEUTRAL	0- 0	0- 0	1- 0				
8- 4	1- 1	0- 1	NON-CONFERENCE	2- 1	0- 0	5- 1				
6- 1	1- 0	0- 1	HOME	1- 0	0- 0	4- 0				
1- 2	0- 0	0- 0	AWAY	1- 1	0- 0	0- 1				
1- 1	0- 1	0- 0	NEUTRAL	0- 0	0- 0	1- 0				
10- 6	1- 2	1- 1	CONFERENCE	5- 2	3- 1	0- 0				
4- 4	0- 2	0- 1	HOME	2- 1	2- 0	0- 0				
6- 2	1- 0	1- 0	AWAY	3- 1	1- 1	0- 0				
0- 0	0- 0	0- 0	NEUTRAL	0- 0	0- 0	0- 0				

RPI 1-25				RPI 26-50				Team's RPI: 46				RPI 51-100				RPI 101+			
RPI	S	Opponent	Score	RPI	S	Opponent	Score	RPI	S	Opponent	Score	RPI	S	Opponent	Score	RPI	S	Opponent	Score
4	H	Baylor	44 64	27	H	Arizona	58 83	56	A	West Virginia	63 68	121	A	Kansas	67 82				
7	H	Stanford	69 64	48	A	Iowa St.	81 75	56	H	West Virginia	50 44	121	H	Kansas	85 77				
19	A	TCU	77 67	48	H	Iowa St.	51 69	59	A	Tennessee	66 60	142	A	Texas Tech	81 66				
19	H	TCU	63 65					60	A	Oklahoma St.	61 56	142	H	Texas Tech	92 66				
21	N	NC State	73 84					69	A	South Fla.	57 64	223	A	Hawaii	60 73				
												250	N	North Texas	63 57				
												254	H	Southern U.	93 39				
												296	H	UTRGV	85 69				
												313	H	UTSA	84 53				
												336	H	Northwestern St.	91 49				
LAST 10 Division I																			
80	H	Oklahoma	86 76	48	H	Iowa St.	51 69												
19	A	TCU	77 67	142	A	Texas Tech	81 66												
74	H	Kansas St.	54 60	4	H	Baylor	44 64												
56	H	West Virginia	50 44	80	A	Oklahoma	70 53												
121	A	Kansas	67 82	60	A	Oklahoma St.	61 56												

Non-Div I Games:

Texas

■ Loss, 
 ■ Non-Conf, 
 ■ S Site, 
 ■ H Home 
 ■ A Away 
 N Neutral

Average RPI Win:	114	WON-LOST	WINNING	LAST 10	STRENGTH OF	OPP. STRENGTH	TEAM	ADJ.	CONF.	ADJ CONF.
Average RPI Loss:	29	RECORD	PCT. RANK	GAMES	SCHEDULE	OF SCHEDULE	RPI	RPI	RPI	RPI
DIV. I ONLY	22- 7	35	6-4	15	13	16	16	4	4	
DIV. I NON-CONF.	12- 1	10	0	34	29	7	7	5	5	
TOTALS	RPI 1-25	RPI 26-50	W-L RECORDS	RPI 51-100	RPI 101-150	RPI 150+				
22- 7	2- 2	1- 4	OVERALL	10- 1	3- 0	6- 0				
14- 2	2- 0	0- 1	HOME	3- 1	3- 0	6- 0				
6- 4	0- 2	1- 2	AWAY	5- 0	0- 0	0- 0				
2- 1	0- 0	0- 1	NEUTRAL	2- 0	0- 0	0- 0				
12- 1	2- 0	0- 1	NON-CONFERENCE	6- 0	0- 0	4- 0				
8- 0	2- 0	0- 0	HOME	2- 0	0- 0	4- 0				
2- 0	0- 0	0- 0	AWAY	2- 0	0- 0	0- 0				
2- 1	0- 0	0- 1	NEUTRAL	2- 0	0- 0	0- 0				
10- 6	0- 2	1- 3	CONFERENCE	4- 1	3- 0	2- 0				
6- 2	0- 0	0- 1	HOME	1- 1	3- 0	2- 0				
4- 4	0- 2	1- 2	AWAY	3- 0	0- 0	0- 0				
0- 0	0- 0	0- 0	NEUTRAL	0- 0	0- 0	0- 0				

RPI 1-25				RPI 26-50				RPI 51-100				RPI 101+			
RPI	S	Opponent	Score	RPI	S	Opponent	Score	RPI	S	Opponent	Score	RPI	S	Opponent	Score
1	A	South Carolina	52 60	26	A	Kentucky	54 76	57	A	Alabama	79 74	105	H	Auburn	84 54
14	A	Mississippi St.	57 69	31	A	Arkansas	84 77	57	H	Alabama	63 76	118	H	Vanderbilt	74 53
19	H	TCU	70 68	34	A	LSU	58 59	59	A	Tennessee	73 71	134	H	Florida	69 42
24	H	Duke	79 58	34	H	LSU	54 57	60	H	Oklahoma St.	74 62	166	H	Missouri	72 53
				38	N	Florida St.	58 80	62	A	Rice	62 61	203	H	Little Rock	78 35
								66	H	A&M-Corpus Christi	85 48	211	H	Houston	72 43
								67	N	Montana St.	78 67	231	H	Central Ark.	76 46
								71	A	Georgia	64 47	294	H	Ole Miss	79 35
								71	H	Georgia	64 63	297	H	Prairie View	80 38
								72	N	Georgia Tech	60 48				
								82	A	Southern California	74 64				
LAST 10 Division I															
1	A	South Carolina	52 60	118	H	Vanderbilt	74 53								
57	H	Alabama	63 76	14	A	Mississippi St.	57 69								
105	H	Auburn	84 54	34	A	LSU	58 59								
71	A	Georgia	64 47	71	H	Georgia	64 63								
59	A	Tennessee	73 71	166	H	Missouri	72 53								

Non-Div I Games:

Texas A&amp;M

Texas Southern

Through Games Of March 4, 2020

Average RPI Win:	272	WON-LOST	WINNING	LAST 10	STRENGTH OF	OPP. STRENGTH	TEAM	ADJ.	CONF.	ADJ CONF.
Average RPI Loss:	110	RECORD	PCT. RANK	GAMES	SCHEDULE	OF SCHEDULE	RPI	RPI	RPI	RPI
DIV. I ONLY	18- 9	75	8-2	278	303	137	137	32	32	
DIV. I NON-CONF.	5- 6	187	0	28	28	51	51	31	31	
TOTALS	RPI 1-25	RPI 26-50	W-L RECORDS	RPI 51-100	RPI 101-150	RPI 150+				
18- 9	0- 2	0- 1	OVERALL	1- 1	1- 2	16- 3				
9- 1	0- 0	0- 0	HOME	1- 0	0- 0	8- 1				
9- 6	0- 2	0- 1	AWAY	0- 1	1- 0	8- 2				
0- 2	0- 0	0- 0	NEUTRAL	0- 0	0- 2	0- 0				
5- 6	0- 2	0- 1	NON-CONFERENCE	1- 1	1- 2	3- 0				
1- 0	0- 0	0- 0	HOME	1- 0	0- 0	0- 0				
4- 4	0- 2	0- 1	AWAY	0- 1	1- 0	3- 0				
0- 2	0- 0	0- 0	NEUTRAL	0- 0	0- 2	0- 0				
13- 3	0- 0	0- 0	CONFERENCE	0- 0	0- 0	13- 3				
8- 1	0- 0	0- 0	HOME	0- 0	0- 0	8- 1				
5- 2	0- 0	0- 0	AWAY	0- 0	0- 0	5- 2				
0- 0	0- 0	0- 0	NEUTRAL	0- 0	0- 0	0- 0				

RPI 1-25				RPI 26-50				RPI 51-100				RPI 101+ Team's RPI: 137			
RPI	S	Opponent	Score	RPI	S	Opponent	Score	RPI	S	Opponent	Score	RPI	S	Opponent	Score
2	A	Oregon	63 99	48	A	Iowa St.	59 79	62	H	Rice	63 56	102	A	UT Arlington	74 63
10	A	Gonzaga	45 80					81	A	Colorado	50 74	112	N	Utah	52 61
												126	N	UAB	68 84
												158	A	Jackson St.	79 81
												158	H	Jackson St.	61 72
												165	A	Tulane	72 62
												223	A	Hawaii	74 57
												242	A	Alabama A&M	65 58
												242	H	Alabama A&M	79 76
												254	H	Southern U.	61 56
												296	A	UTRGV	71 44
												297	A	Prairie View	47 50
												297	H	Prairie View	88 65
												320	A	Alabama St.	81 54
												320	H	Alabama St.	88 59
												324	H	Alcorn	105 70
												327	A	Ark.-Pine Bluff	77 46
												327	H	Ark.-Pine Bluff	78 77
												347	A	Grambling	89 85
												347	H	Grambling	85 62
												351	A	Mississippi Val.	86 79
												351	H	Mississippi Val.	88 58
LAST 10 Division I															
				320	H	Alabama St.	88 59					158	H	Jackson St.	61 72
				242	H	Alabama A&M	79 76					297	A	Prairie View	47 50
				327	A	Ark.-Pine Bluff	77 46					320	A	Alabama St.	81 54
				351	A	Mississippi Val.	86 79					242	A	Alabama A&M	65 58
				347	H	Grambling	85 62					327	H	Ark.-Pine Bluff	78 77

Non-Div I Games:

Texas Southern

Loss, Non-Conf, S Site, H Home A Away N Neutral

Average RPI Win: <b>222</b>	WON-LOST	WINNING	LAST 10	STRENGTH OF	OPP. STRENGTH	TEAM	ADJ.	CONF.	ADJ CONF.
Average RPI Loss: <b>176</b>	RECORD	PCT. RANK	GAMES	SCHEDULE	OF SCHEDULE	RPI	RPI	RPI	RPI
DIV. I ONLY	10- 15	233	5-5	209	237	252	252	21	21
DIV. I NON-CONF.	5- 4	140	0	198	237	136	136	19	19
TOTALS	RPI 1-25	RPI 26-50	W-L RECORDS	RPI 51-100	RPI 101-150	RPI 150+			
10- 15	0- 1	0- 1	OVERALL	1- 2	1- 2	8- 9			
7- 6	0- 0	0- 0	HOME	1- 1	1- 0	5- 5			
3- 9	0- 1	0- 1	AWAY	0- 1	0- 2	3- 4			
0- 0	0- 0	0- 0	NEUTRAL	0- 0	0- 0	0- 0			
5- 4	0- 1	0- 0	NON-CONFERENCE	1- 0	0- 1	4- 2			
4- 0	0- 0	0- 0	HOME	1- 0	0- 0	3- 0			
1- 4	0- 1	0- 0	AWAY	0- 0	0- 1	1- 2			
0- 0	0- 0	0- 0	NEUTRAL	0- 0	0- 0	0- 0			
5- 11	0- 0	0- 1	CONFERENCE	0- 2	1- 1	4- 7			
3- 6	0- 0	0- 0	HOME	0- 1	1- 0	2- 5			
2- 5	0- 0	0- 1	AWAY	0- 1	0- 1	2- 2			
0- 0	0- 0	0- 0	NEUTRAL	0- 0	0- 0	0- 0			

RPI 1-25				RPI 26-50				RPI 51-100				RPI 101+ Team's RPI: 252			
RPI	S	Opponent	Score	RPI	S	Opponent	Score	RPI	S	Opponent	Score	RPI	S	Opponent	Score
19	A	TCU	52 <b>79</b>	43	A	Troy	50 <b>84</b>	66	H	A&M-Corpus Christi	57 48	102	A	UT Arlington	49 <b>69</b>
								83	A	Coastal Caro.	67 <b>75</b>	102	H	UT Arlington	72 55
								83	H	Coastal Caro.	59 <b>69</b>	121	A	Kansas	48 <b>68</b>
												172	A	Dartmouth	61 51
												173	H	New Orleans	51 49
												189	H	Louisiana	67 <b>73</b>
												203	A	Little Rock	50 47
												203	H	Little Rock	66 <b>78</b>
												214	A	Oral Roberts	57 <b>63</b>
												237	A	South Alabama	76 <b>78</b>
												245	A	Morgan St.	62 <b>72</b>
												246	A	Appalachian St.	65 <b>73</b>
												246	H	Appalachian St.	47 <b>59</b>
												255	A	Arkansas St.	83 69
												255	H	Arkansas St.	53 <b>56</b>
												299	H	Ga. Southern	72 68
												312	H	Georgia St.	67 62
												313	H	UTSA	74 69
												324	H	Alcorn	67 59
												348	H	La.-Monroe	55 <b>58</b>
LAST 10 Division I															
312	H	Georgia St.	67 62	246	H	Appalachian St.	47 <b>59</b>								
299	H	Ga. Southern	72 68	83	H	Coastal Caro.	59 <b>69</b>								
102	A	UT Arlington	49 <b>69</b>	102	H	UT Arlington	72 55								
255	A	Arkansas St.	83 69	237	A	South Alabama	76 <b>78</b>								
203	A	Little Rock	50 47	43	A	Troy	50 <b>84</b>								

Non-Div I Games: Texas Lutheran 72 31 Tex. Permian Basin 83 45

Texas St.

■ Loss, 
 ■ Non-Conf, 
 ■ S Site, 
 ■ Home 
 ■ A Away 
 N Neutral

Average RPI Win:	207	WON-LOST	WINNING	LAST 10	STRENGTH OF	OPP. STRENGTH	TEAM	ADJ.	CONF.	ADJ CONF.
Average RPI Loss:	54	RECORD	PCT. RANK	GAMES	SCHEDULE	OF SCHEDULE	RPI	RPI	RPI	RPI
DIV. I ONLY	17- 11	111	4-6	175	72	142	142	3	3	
DIV. I NON-CONF.	11- 0	1	0	350	345	158	158	3	3	
TOTALS	RPI 1-25	RPI 26-50	W-L RECORDS	RPI 51-100	RPI 101-150	RPI 150+				
17- 11	2- 2	1- 3	OVERALL	2- 5	2- 1	10- 0				
13- 5	1- 1	0- 2	HOME	2- 2	1- 0	9- 0				
3- 6	1- 1	1- 1	AWAY	0- 3	1- 1	0- 0				
1- 0	0- 0	0- 0	NEUTRAL	0- 0	0- 0	1- 0				
11- 0	0- 0	0- 0	NON-CONFERENCE	0- 0	1- 0	10- 0				
9- 0	0- 0	0- 0	HOME	0- 0	0- 0	9- 0				
1- 0	0- 0	0- 0	AWAY	0- 0	1- 0	0- 0				
1- 0	0- 0	0- 0	NEUTRAL	0- 0	0- 0	1- 0				
6- 11	2- 2	1- 3	CONFERENCE	2- 5	1- 1	0- 0				
4- 5	1- 1	0- 2	HOME	2- 2	1- 0	0- 0				
2- 6	1- 1	1- 1	AWAY	0- 3	0- 1	0- 0				
0- 0	0- 0	0- 0	NEUTRAL	0- 0	0- 0	0- 0				

RPI 1-25				RPI 26-50				RPI 51-100				RPI 101+ Team's RPI: 142			
RPI	S	Opponent	Score	RPI	S	Opponent	Score	RPI	S	Opponent	Score	RPI	S	Opponent	Score
4	A	Baylor	79 87	46	A	Texas	66 92	56	A	West Virginia	60 67	111	A	San Diego	64 60
4	H	Baylor	62 77	46	H	Texas	66 81	56	H	West Virginia	69 71	121	A	Kansas	50 67
19	A	TCU	80 76	48	A	Iowa St.	77 74	60	A	Oklahoma St.	58 74	121	H	Kansas	89 72
19	H	TCU	87 83	48	H	Iowa St.	66 96	60	H	Oklahoma St.	109 79	153	H	Sam Houston St.	99 57
								74	A	Kansas St.	70 84	294	H	Ole Miss	84 48
								74	H	Kansas St.	72 76	297	H	Prairie View	82 48
								80	H	Oklahoma	89 84	313	H	UTSA	115 58
												321	H	Houston Baptist	59 51
												327	H	Ark.-Pine Bluff	81 55
												336	H	Northwestern St.	79 49
												339	N	Purdue Fort Wayne	82 48
												341	H	Florida A&M	98 60
												348	H	La.-Monroe	83 38
LAST 10 Division I															
56	H	West Virginia	69 71	56	A	West Virginia	60 67								
19	H	TCU	87 83	121	H	Kansas	89 72								
60	A	Oklahoma St.	58 74	46	H	Texas	66 81								
48	A	Iowa St.	77 74	74	A	Kansas St.	70 84								
4	H	Baylor	62 77	60	H	Oklahoma St.	109 79								

Non-Div I Games:

Texas Tech

■ Loss, 
 ■ Non-Conf, 
 S Site, 
 ■ Home 
 ■ Away 
 N Neutral

T  
o  
l  
e  
d  
o

Toledo				Through Games Of March 4, 2020						
Average RPI Win:	175	WON-LOST	WINNING	LAST 10	STRENGTH OF	OPP. STRENGTH	TEAM	ADJ.	CONF.	ADJ CONF.
Average RPI Loss:	118	RECORD	PCT. RANK	GAMES	SCHEDULE	OF SCHEDULE	RPI	RPI	RPI	RPI
DIV. I ONLY	12- 16	215	3-7	82	133	160	160	10	10	
DIV. I NON-CONF.	5- 6	187	0	166	225	197	197	10	10	
TOTALS	RPI 1-25	RPI 26-50	W-L RECORDS	RPI 51-100	RPI 101-150	RPI 150+				
12- 16	1- 1	0- 2	OVERALL	2- 4	3- 5	6- 4				
7- 6	1- 0	0- 1	HOME	2- 1	1- 2	3- 2				
4- 9	0- 1	0- 0	AWAY	0- 3	1- 3	3- 2				
1- 1	0- 0	0- 1	NEUTRAL	0- 0	1- 0	0- 0				
5- 6	0- 0	0- 2	NON-CONFERENCE	1- 0	1- 3	3- 1				
2- 3	0- 0	0- 1	HOME	1- 0	0- 1	1- 1				
2- 2	0- 0	0- 0	AWAY	0- 0	0- 2	2- 0				
1- 1	0- 0	0- 1	NEUTRAL	0- 0	1- 0	0- 0				
7- 10	1- 1	0- 0	CONFERENCE	1- 4	2- 2	3- 3				
5- 3	1- 0	0- 0	HOME	1- 1	1- 1	2- 1				
2- 7	0- 1	0- 0	AWAY	0- 3	1- 1	1- 2				
0- 0	0- 0	0- 0	NEUTRAL	0- 0	0- 0	0- 0				

RPI 1-25				RPI 26-50				RPI 51-100				RPI 101+ Team's RPI: 160			
RPI	S	Opponent	Score	RPI	S	Opponent	Score	RPI	S	Opponent	Score	RPI	S	Opponent	Score
18	A	Central Mich.	66 73	43	N	Troy	64 71	52	H	Belmont	53 48	113	A	Notre Dame	51 54
18	H	Central Mich.	76 67	49	H	Dayton	42 60	70	A	Ball St.	60 66	122	A	Buffalo	78 62
								70	H	Ball St.	58 60	122	H	Buffalo	71 59
								89	A	Ohio	58 86	123	A	Duquesne	74 79
								97	A	Kent St.	68 87	135	N	Pacific	66 65
								97	H	Kent St.	69 60	136	A	Western Mich.	72 84
												136	H	Western Mich.	58 70
												148	H	Valparaiso	54 61
												159	H	Akron	65 61
												180	A	Northern Ill.	63 51
												183	A	Eastern Mich.	46 64
												183	H	Eastern Mich.	62 77
												202	H	Memphis	76 83
												228	A	Miami (OH)	83 92
												238	H	Bowling Green	79 72
												312	A	Georgia St.	74 48
												331	A	Detroit Mercy	82 64
												337	H	Canisius	83 65
LAST 10 Division I															
18	H	Central Mich.	76 67	97	A	Kent St.	68 87								
183	A	Eastern Mich.	46 64	70	H	Ball St.	58 60								
70	A	Ball St.	60 66	122	A	Buffalo	78 62								
136	H	Western Mich.	58 70	228	A	Miami (OH)	83 92								
89	A	Ohio	58 86	97	H	Kent St.	69 60								

Non-Div I Games:

Toledo

T  
o  
l  
e  
d  
o



Average RPI Win:	224	WON-LOST	WINNING	LAST 10	STRENGTH OF	OPP. STRENGTH	TEAM	ADJ.	CONF.	ADJ CONF.
Average RPI Loss:	113	RECORD	PCT. RANK	GAMES	SCHEDULE	OF SCHEDULE	RPI	RPI	RPI	RPI
DIV. I ONLY	13- 13	170	5-5	165	122	184	184	14	14	
DIV. I NON-CONF.	4- 6	212	0	159	76	220	220	13	13	
TOTALS	RPI 1-25	RPI 26-50	W-L RECORDS	RPI 51-100	RPI 101-150	RPI 150+				
13- 13	0- 1	1- 4	OVERALL	0- 0	2- 4	10- 4				
9- 5	0- 0	1- 1	HOME	0- 0	2- 2	6- 2				
3- 7	0- 0	0- 3	AWAY	0- 0	0- 2	3- 2				
1- 1	0- 1	0- 0	NEUTRAL	0- 0	0- 0	1- 0				
4- 6	0- 1	0- 1	NON-CONFERENCE	0- 0	1- 2	3- 2				
3- 2	0- 0	0- 0	HOME	0- 0	1- 1	2- 1				
0- 3	0- 0	0- 1	AWAY	0- 0	0- 1	0- 1				
1- 1	0- 1	0- 0	NEUTRAL	0- 0	0- 0	1- 0				
9- 7	0- 0	1- 3	CONFERENCE	0- 0	1- 2	7- 2				
6- 3	0- 0	1- 1	HOME	0- 0	1- 1	4- 1				
3- 4	0- 0	0- 2	AWAY	0- 0	0- 1	3- 1				
0- 0	0- 0	0- 0	NEUTRAL	0- 0	0- 0	0- 0				

RPI 1-25			RPI 26-50			RPI 51-100			RPI 101+ Team's RPI: 184		
RPI	S	Opponent	Score	RPI	S	Opponent	Score	RPI	S	Opponent	Score
12	N	Iowa	72 100	36	A	James Madison	39 81	107	H	William & Mary	75 83
				36	H	James Madison	76 75	111	A	San Diego	67 81
				40	A	Drexel	50 59	114	H	Temple	59 74
				40	H	Drexel	60 63	141	H	Mt. St. Mary's	73 57
				42	A	Rutgers	53 67	150	A	Northeastern	63 66
								150	H	Northeastern	81 68
								177	H	Elon	61 74
								178	A	Delaware	62 69
								178	H	Delaware	76 66
								199	H	American	63 60
								215	H	Penn St.	67 73
								241	A	San Diego St.	72 80
								243	H	Marshall	59 56
								253	N	Iona	75 58
								261	A	Col. of Charleston	79 62
								261	H	Col. of Charleston	83 72
								269	A	UNCW	62 41
								269	H	UNCW	78 45
								325	A	Hofstra	71 54
								325	H	Hofstra	84 71
LAST 10 Division I											
40	H	Drexel	60 63	269	H	UNCW	78 45				
178	H	Delaware	76 66	36	A	James Madison	39 81				
150	A	Northeastern	63 66	178	A	Delaware	62 69				
325	A	Hofstra	71 54	40	A	Drexel	50 59				
261	H	Col. of Charleston	83 72	325	H	Hofstra	84 71				

Non-Div I Games: Chestnut Hill 86 49

Towson

■ Loss, 
 ■ Non-Conf, 
 ■ S Site, 
 ■ H Home 
 ■ A Away 
 N Neutral

Average RPI Win:	219	WON-LOST	WINNING	LAST 10	STRENGTH OF	OPP. STRENGTH	TEAM	ADJ.	CONF.	ADJ CONF.
Average RPI Loss:	78	RECORD	PCT. RANK	GAMES	SCHEDULE	OF SCHEDULE	RPI	RPI	RPI	RPI
DIV. I ONLY	21- 4	21	9-1	164	218	43	43	21	21	
DIV. I NON-CONF.	7- 2	53	0	79	73	21	21	19	19	
TOTALS	RPI 1-25	RPI 26-50	W-L RECORDS	RPI 51-100	RPI 101-150	RPI 150+				
21- 4	0- 2	0- 0	OVERALL	2- 1	2- 0	17- 1				
10- 1	0- 0	0- 0	HOME	1- 0	1- 0	8- 1				
9- 3	0- 2	0- 0	AWAY	0- 1	1- 0	8- 0				
2- 0	0- 0	0- 0	NEUTRAL	1- 0	0- 0	1- 0				
7- 2	0- 2	0- 0	NON-CONFERENCE	1- 0	1- 0	5- 0				
2- 0	0- 0	0- 0	HOME	0- 0	0- 0	2- 0				
3- 2	0- 2	0- 0	AWAY	0- 0	1- 0	2- 0				
2- 0	0- 0	0- 0	NEUTRAL	1- 0	0- 0	1- 0				
14- 2	0- 0	0- 0	CONFERENCE	1- 1	1- 0	12- 1				
8- 1	0- 0	0- 0	HOME	1- 0	1- 0	6- 1				
6- 1	0- 0	0- 0	AWAY	0- 1	0- 0	6- 0				
0- 0	0- 0	0- 0	NEUTRAL	0- 0	0- 0	0- 0				

RPI 1-25				RPI 26-50				RPI 51-100				RPI 101+			
RPI	S	Opponent	Score	RPI	S	Opponent	Score	RPI	S	Opponent	Score	RPI	S	Opponent	Score
14	A	Mississippi St.	82 122					83	A	Coastal Caro.	103 124	102	H	UT Arlington	85 69
24	A	Duke	85 99					83	H	Coastal Caro.	84 77	104	A	Bethune-Cookman	68 62
								97	N	Kent St.	71 64	160	N	Toledo	71 64
												169	A	Samford	74 65
												189	A	Louisiana	67 64
												189	H	Louisiana	73 79
												192	A	Chattanooga	90 51
												203	H	Little Rock	77 59
												235	H	Jacksonville St.	94 64
												237	A	South Alabama	77 73
												237	H	South Alabama	85 68
												246	A	Appalachian St.	81 61
												246	H	Appalachian St.	84 55
												252	H	Texas St.	84 50
												255	H	Arkansas St.	79 64
												288	H	ETSU	79 61
												299	A	Ga. Southern	79 69
												312	A	Georgia St.	71 57
												348	A	La.-Monroe	72 65
												348	H	La.-Monroe	77 65
LAST 10 Division I															
237	A	South Alabama	77 73	189	A	Louisiana	67 64								
255	H	Arkansas St.	79 64	348	H	La.-Monroe	77 65								
203	H	Little Rock	77 59	237	H	South Alabama	85 68								
246	A	Appalachian St.	81 61	102	H	UT Arlington	85 69								
83	A	Coastal Caro.	103 124	252	H	Texas St.	84 50								

Non-Div I Games: AUM 72 42 Fort Valley St. 101 52

Troy

T  
u  
l  
a  
n  
e

Tulane				Through Games Of March 4, 2020						
Average RPI Win:	179	WON-LOST	WINNING	LAST 10	STRENGTH OF	OPP. STRENGTH	TEAM	ADJ.	CONF.	ADJ CONF.
Average RPI Loss:	110	RECORD	PCT. RANK	GAMES	SCHEDULE	OF SCHEDULE	RPI	RPI	RPI	RPI
DIV. I ONLY	13- 16	201	2-8	85	86	165	165	9	9	
DIV. I NON-CONF.	5- 8	221	0	84	94	199	199	9	9	
<hr/>										
TOTALS	RPI 1-25	RPI 26-50		W-L RECORDS	RPI 51-100		RPI 101-150	RPI 150+		
13- 16	0- 1	1- 1		OVERALL	1- 8		2- 1	9- 5		
8- 9	0- 0	1- 1		HOME	1- 4		1- 1	5- 3		
5- 5	0- 1	0- 0		AWAY	0- 2		1- 0	4- 2		
0- 2	0- 0	0- 0		NEUTRAL	0- 2		0- 0	0- 0		
<hr/>										
5- 8	0- 0	0- 1		NON-CONFERENCE	0- 5		1- 1	4- 1		
3- 6	0- 0	0- 1		HOME	0- 3		0- 1	3- 1		
2- 0	0- 0	0- 0		AWAY	0- 0		1- 0	1- 0		
0- 2	0- 0	0- 0		NEUTRAL	0- 2		0- 0	0- 0		
<hr/>										
8- 8	0- 1	1- 0		CONFERENCE	1- 3		1- 0	5- 4		
5- 3	0- 0	1- 0		HOME	1- 1		1- 0	2- 2		
3- 5	0- 1	0- 0		AWAY	0- 2		0- 0	3- 2		
0- 0	0- 0	0- 0		NEUTRAL	0- 0		0- 0	0- 0		

RPI 1-25				RPI 26-50				RPI 51-100				RPI 101+ Team's RPI: 165			
RPI	S	Opponent	Score	RPI	S	Opponent	Score	RPI	S	Opponent	Score	RPI	S	Opponent	Score
6	A	UConn	31 74	34	H	LSU	54 59	51	H	Middle Tenn.	62 64	114	H	Temple	53 50
				37	H	UCF	60 59	53	N	Charlotte	56 60	127	A	Washington	64 62
								57	H	Alabama	56 66	137	H	Texas Southern	62 72
								63	N	Boston College	76 89	158	H	Jackson St.	82 46
								69	A	South Fla.	56 63	170	A	Wichita St.	61 56
								69	H	South Fla.	43 53	170	H	Wichita St.	68 69
								79	A	Cincinnati	63 87	202	A	Memphis	62 64
								79	H	Cincinnati	64 59	202	H	Memphis	59 55
								81	H	Colorado	52 62	207	A	Southern Miss.	62 58
												211	H	Houston	60 66
												220	A	SMU	67 66
												231	H	Central Ark.	65 38
												234	A	East Carolina	50 53
												237	H	South Alabama	53 62
												244	A	Tulsa	50 46
												244	H	Tulsa	64 62
												299	H	Ga. Southern	56 40
<hr/>															
LAST 10 Division I															
				114	H	Temple	53 50	69	H	South Fla.	43 53				
				234	A	East Carolina	50 53	202	A	Memphis	62 64				
				79	A	Cincinnati	63 87	211	H	Houston	60 66				
				6	A	UConn	31 74	244	A	Tulsa	50 46				
				170	H	Wichita St.	68 69	69	A	South Fla.	56 63				

Non-Div I Games:

Tulane

## Tulsa

## Through Games Of March 4, 2020

Average RPI Win: <b>227</b>	WON-LOST	WINNING	LAST 10	STRENGTH OF	OPP. STRENGTH	TEAM	ADJ.	CONF.	ADJ CONF.
Average RPI Loss: <b>120</b>	RECORD	PCT. RANK	GAMES	SCHEDULE	OF SCHEDULE	RPI	RPI	RPI	RPI
DIV. I ONLY	<b>9- 20</b>	<b>286</b>	<b>3-7</b>	<b>128</b>	<b>93</b>	<b>244</b>	<b>244</b>	<b>9</b>	<b>9</b>
DIV. I NON-CONF.	<b>5- 8</b>	<b>221</b>	<b>0</b>	<b>116</b>	<b>146</b>	<b>202</b>	<b>202</b>	<b>9</b>	<b>9</b>
TOTALS	RPI 1-25	RPI 26-50	W-L RECORDS	RPI 51-100	RPI 101-150	RPI 150+			
9- 20	0- 1	0- 4	OVERALL	0- 5	1- 1	8- 9			
7- 7	0- 0	0- 1	HOME	0- 3	0- 1	7- 2			
2- 11	0- 1	0- 1	AWAY	0- 2	1- 0	1- 7			
0- 2	0- 0	0- 2	NEUTRAL	0- 0	0- 0	0- 0			
5- 8	0- 0	0- 3	NON-CONFERENCE	0- 3	0- 0	5- 2			
4- 2	0- 0	0- 0	HOME	0- 2	0- 0	4- 0			
1- 4	0- 0	0- 1	AWAY	0- 1	0- 0	1- 2			
0- 2	0- 0	0- 2	NEUTRAL	0- 0	0- 0	0- 0			
4- 12	0- 1	0- 1	CONFERENCE	0- 2	1- 1	3- 7			
3- 5	0- 0	0- 1	HOME	0- 1	0- 1	3- 2			
1- 7	0- 1	0- 0	AWAY	0- 1	1- 0	0- 5			
0- 0	0- 0	0- 0	NEUTRAL	0- 0	0- 0	0- 0			

RPI	S	Opponent	Score	RPI	S	Opponent	Score	RPI	S	Opponent	Score	RPI	S	Opponent	Score	Team's RPI: 244
6	A	UConn	34 <b>92</b>	28	N	Marquette	60 <b>61</b>	60	H	Oklahoma St.	48 <b>78</b>	114	A	Temple	68 64	
				31	A	Arkansas	41 <b>91</b>	69	H	South Fla.	52 <b>68</b>	114	H	Temple	65 <b>74</b>	
				32	N	Western Ky.	63 <b>76</b>	79	A	Cincinnati	53 <b>78</b>	165	A	Tulane	62 <b>64</b>	
				37	H	UCF	49 <b>62</b>	91	A	Abilene Christian	63 <b>73</b>	165	H	Tulane	46 <b>50</b>	
								93	H	SFA	63 <b>67</b>	170	A	Wichita St.	46 <b>57</b>	
												170	H	Wichita St.	61 <b>70</b>	
												202	A	Memphis	44 <b>63</b>	
												203	A	Little Rock	51 <b>63</b>	
												211	H	Houston	71 64	
												212	A	UTEP	58 51	
												214	H	Oral Roberts	67 65	
												220	A	SMU	38 <b>57</b>	
												220	H	SMU	65 58	
												225	A	Stetson	60 <b>66</b>	
												234	A	East Carolina	42 <b>59</b>	
												234	H	East Carolina	58 56	
												255	H	Arkansas St.	79 77	
												289	H	LMU (CA)	75 56	
												290	H	Colorado St.	61 55	
LAST 10 Division I																
				211	H	Houston	71 64	79	A	Cincinnati	53 <b>78</b>					
				114	A	Temple	68 64	37	H	UCF	49 <b>62</b>					
				170	H	Wichita St.	61 <b>70</b>	202	A	Memphis	44 <b>63</b>					
				234	A	East Carolina	42 <b>59</b>	165	H	Tulane	46 <b>50</b>					
				220	H	SMU	65 58	220	A	SMU	38 <b>57</b>					

Non-Div I Games:

Tulsa

■ Loss, 
 ■ Non-Conf, 
 ■ S Site, 
 ■ Home 
 ■ Away 
 N Neutral

UAB				STRENGTH OF SCHEDULE	OPP. STRENGTH OF SCHEDULE	TEAM RPI	ADJ. RPI	CONF. RPI	ADJ CONF. RPI
Average RPI Win:	216	WON-LOST RECORD	WINNING PCT. RANK						
Average RPI Loss:	95		LAST 10 GAMES						
DIV. I ONLY	16- 10	108	7-3	170	128	126	126	13	13
DIV. I NON-CONF.	6- 4	123	0	239	157	168	168	16	16
-----									
TOTALS	RPI 1-25	RPI 26-50	W-L RECORDS	RPI 51-100	RPI 101-150	RPI 150+			
16- 10	1- 0	0- 1	OVERALL	1- 7	2- 0	12- 2			
9- 4	1- 0	0- 0	HOME	0- 4	1- 0	7- 0			
6- 5	0- 0	0- 1	AWAY	1- 2	0- 0	5- 2			
1- 1	0- 0	0- 0	NEUTRAL	0- 1	1- 0	0- 0			
6- 4	0- 0	0- 0	NON-CONFERENCE	0- 3	2- 0	4- 1			
4- 1	0- 0	0- 0	HOME	0- 1	1- 0	3- 0			
1- 2	0- 0	0- 0	AWAY	0- 1	0- 0	1- 1			
1- 1	0- 0	0- 0	NEUTRAL	0- 1	1- 0	0- 0			
10- 6	1- 0	0- 1	CONFERENCE	1- 4	0- 0	8- 1			
5- 3	1- 0	0- 0	HOME	0- 3	0- 0	4- 0			
5- 3	0- 0	0- 1	AWAY	1- 1	0- 0	4- 1			
0- 0	0- 0	0- 0	NEUTRAL	0- 0	0- 0	0- 0			

RPI 1-25				RPI 26-50				RPI 51-100				RPI 101+ Team's RPI: 126			
RPI	S	Opponent	Score	RPI	S	Opponent	Score	RPI	S	Opponent	Score	RPI	S	Opponent	Score
23	H	Old Dominion	76 65	32	A	Western Ky.	65 69	51	A	Middle Tenn.	61 59	105	H	Auburn	80 75
								51	H	Middle Tenn.	52 62	137	N	Texas Southern	84 68
								53	H	Charlotte	75 83	169	H	Samford	76 69
								62	A	Rice	53 64	191	H	Fla. Atlantic	92 73
								62	H	Rice	65 74	202	A	Memphis	52 77
								80	A	Oklahoma	75 82	207	A	Southern Miss.	74 68
								81	N	Colorado	69 77	212	H	UTEP	63 51
								86	H	Boise St.	81 83	237	H	South Alabama	77 61
												243	A	Marshall	56 61
												250	A	North Texas	51 50
												275	A	Louisiana Tech	71 51
												302	H	FIU	71 58
												313	A	UTSA	87 51
												313	H	UTSA	94 55
												324	A	Alcorn	86 65
												345	H	McNeese	97 70
-----															
LAST 10 Division I															
313	A	UTSA	87 51	62	A	Rice	53 64								
62	H	Rice	65 74	212	H	UTEP	63 51								
51	A	Middle Tenn.	61 59	313	H	UTSA	94 55								
51	H	Middle Tenn.	52 62	275	A	Louisiana Tech	71 51								
250	A	North Texas	51 50	207	A	Southern Miss.	74 68								

Non-Div I Games: Ala.-Huntsville 74 57 Tuskegee 103 60

UAB

Loss, Non-Conf, S Site, H Home A Away N Neutral

Average RPI Win:	250	WON-LOST	WINNING	LAST 10	STRENGTH OF	OPP. STRENGTH	TEAM	ADJ.	CONF.	ADJ CONF.
Average RPI Loss:	165	RECORD	PCT. RANK	GAMES	SCHEDULE	OF SCHEDULE	RPI	RPI	RPI	RPI
DIV. I ONLY	15- 11	131	8-2	228	238	163	163	28	28	
DIV. I NON-CONF.	4- 8	235	0	140	99	218	218	26	26	
TOTALS	RPI 1-25	RPI 26-50	W-L RECORDS	RPI 51-100	RPI 101-150	RPI 150+				
15- 11	0- 1	0- 0	OVERALL	0- 3	1- 0	14- 7				
10- 3	0- 0	0- 0	HOME	0- 0	1- 0	9- 3				
5- 8	0- 1	0- 0	AWAY	0- 3	0- 0	5- 4				
0- 0	0- 0	0- 0	NEUTRAL	0- 0	0- 0	0- 0				
4- 8	0- 1	0- 0	NON-CONFERENCE	0- 3	1- 0	3- 4				
3- 2	0- 0	0- 0	HOME	0- 0	1- 0	2- 2				
1- 6	0- 1	0- 0	AWAY	0- 3	0- 0	1- 2				
0- 0	0- 0	0- 0	NEUTRAL	0- 0	0- 0	0- 0				
11- 3	0- 0	0- 0	CONFERENCE	0- 0	0- 0	11- 3				
7- 1	0- 0	0- 0	HOME	0- 0	0- 0	7- 1				
4- 2	0- 0	0- 0	AWAY	0- 0	0- 0	4- 2				
0- 0	0- 0	0- 0	NEUTRAL	0- 0	0- 0	0- 0				

RPI 1-25				RPI 26-50				RPI 51-100				RPI 101+				Team's RPI: 163	
RPI	S	Opponent	Score	RPI	S	Opponent	Score	RPI	S	Opponent	Score	RPI	S	Opponent	Score		
7	A	Stanford	55 67					65	A	Fresno St.	65 73	132	H	Boston U.	75 68		
								67	A	Montana St.	65 77	175	A	Northern Ariz.	71 61		
								87	A	Minnesota	67 76	193	H	Santa Clara	61 62		
												194	A	Pepperdine	67 70		
												196	A	Saint Mary's (CA)	74 83		
												201	H	Portland St.	70 76		
												206	H	San Francisco	79 67		
												222	A	Cal St. Fullerton	72 61		
												222	H	Cal St. Fullerton	61 71		
												223	A	Hawaii	65 48		
												223	H	Hawaii	62 49		
												249	A	UC Santa Barbara	56 46		
												249	H	UC Santa Barbara	66 63		
												276	A	UC Irvine	68 73		
												276	H	UC Irvine	65 53		
												282	H	Long Beach St.	57 55		
												284	H	CSUN	61 39		
												304	H	Sacramento St.	77 75		
												305	A	UC Riverside	70 75		
												305	H	UC Riverside	78 69		
												310	A	Cal Poly	42 36		
												310	H	Cal Poly	71 58		
LAST 10 Division I																	
				305	H	UC Riverside	78 69					276	A	UC Irvine	68 73		
				223	A	Hawaii	65 48					222	A	Cal St. Fullerton	72 61		
				222	H	Cal St. Fullerton	61 71					249	H	UC Santa Barbara	66 63		
				276	H	UC Irvine	65 53					284	H	CSUN	61 39		
				310	H	Cal Poly	71 58					310	A	Cal Poly	42 36		

Non-Div I Games: William Jessup 96 32

UC Davis

■ Loss, 
 ■ Non-Conf, 
 ■ S Site, 
 ■ Home 
 ■ A Away 
 N Neutral

Average RPI Win:	245	WON-LOST	WINNING	LAST 10	STRENGTH OF	OPP. STRENGTH	TEAM	ADJ.	CONF.	ADJ CONF.
Average RPI Loss:	193	RECORD	PCT. RANK	GAMES	SCHEDULE	OF SCHEDULE	RPI	RPI	RPI	RPI
DIV. I ONLY	10- 17	253	6-4	262	240	276	276	28	28	
DIV. I NON-CONF.	3- 10	282	0	205	117	293	293	26	26	
TOTALS	RPI 1-25	RPI 26-50	W-L RECORDS	RPI 51-100	RPI 101-150	RPI 150+				
10- 17	0- 1	0- 0	OVERALL	0- 0	1- 4	9- 12				
6- 4	0- 0	0- 0	HOME	0- 0	1- 0	5- 4				
3- 9	0- 1	0- 0	AWAY	0- 0	0- 1	3- 7				
1- 4	0- 0	0- 0	NEUTRAL	0- 0	0- 3	1- 1				
3- 10	0- 1	0- 0	NON-CONFERENCE	0- 0	1- 4	2- 5				
2- 1	0- 0	0- 0	HOME	0- 0	1- 0	1- 1				
0- 5	0- 1	0- 0	AWAY	0- 0	0- 1	0- 3				
1- 4	0- 0	0- 0	NEUTRAL	0- 0	0- 3	1- 1				
7- 7	0- 0	0- 0	CONFERENCE	0- 0	0- 0	7- 7				
4- 3	0- 0	0- 0	HOME	0- 0	0- 0	4- 3				
3- 4	0- 0	0- 0	AWAY	0- 0	0- 0	3- 4				
0- 0	0- 0	0- 0	NEUTRAL	0- 0	0- 0	0- 0				

RPI 1-25			RPI 26-50			RPI 51-100			RPI 101+ Team's RPI: 276		
RPI	S	Opponent	Score	RPI	S	Opponent	Score	RPI	S	Opponent	Score
17	A	Oregon St.	57 86					103	A	Washington St.	59 87
								118	N	Vanderbilt	63 76
								131	N	Davidson	72 78
								144	N	North Ala.	60 88
								149	H	San Jose St.	79 77
								163	A	UC Davis	53 65
								163	H	UC Davis	73 68
								185	A	Southern Utah	68 82
								201	H	Portland St.	61 70
								201	N	Portland St.	83 75
								206	N	San Francisco	61 68
								220	A	SMU	56 59
								222	H	Cal St. Fullerton	82 75
								223	A	Hawaii	70 94
								223	H	Hawaii	72 71
								229	A	Denver	75 83
								249	A	UC Santa Barbara	57 67
								249	H	UC Santa Barbara	61 65
								282	A	Long Beach St.	70 61
								282	H	Long Beach St.	46 56
								284	A	CSUN	62 70
								284	H	CSUN	51 56
								289	H	LMU (CA)	80 65
								305	A	UC Riverside	77 53
								310	A	Cal Poly	68 57
								310	H	Cal Poly	54 51
LAST 10 Division I											
223	H	Hawaii	72 71	163	H	UC Davis	73 68				
310	H	Cal Poly	54 51	249	A	UC Santa Barbara	57 67				
282	A	Long Beach St.	70 61	305	A	UC Riverside	77 53				
163	A	UC Davis	53 65	223	A	Hawaii	70 94				
222	H	Cal St. Fullerton	82 75	282	H	Long Beach St.	46 56				

Non-Div I Games: Westcliff 93 41

UC Irvine

■ Loss, 
 ■ Non-Conf, 
 ■ S Site, 
 ■ Home 
 ■ A Away 
 N Neutral

## UC Riverside

Through Games Of March 4, 2020

Average RPI Win:	266	WON-LOST	WINNING	LAST 10	STRENGTH OF	OPP. STRENGTH	TEAM	ADJ.	CONF.	ADJ CONF.
Average RPI Loss:	203	RECORD	PCT. RANK	GAMES	SCHEDULE	OF SCHEDULE	RPI	RPI	RPI	RPI
DIV. I ONLY	8- 20	296	2-8	236	273	305	305	28	28	
DIV. I NON-CONF.	4- 10	259	0	182	221	259	259	26	26	
TOTALS	RPI 1-25	RPI 26-50	W-L RECORDS	RPI 51-100	RPI 101-150	RPI 150+				
8- 20	0- 1	0- 1	OVERALL	0- 2	0- 1	8- 15				
6- 6	0- 0	0- 0	HOME	0- 1	0- 0	6- 5				
2- 14	0- 1	0- 1	AWAY	0- 1	0- 1	2- 10				
0- 0	0- 0	0- 0	NEUTRAL	0- 0	0- 0	0- 0				
4- 10	0- 1	0- 1	NON-CONFERENCE	0- 2	0- 1	4- 5				
3- 2	0- 0	0- 0	HOME	0- 1	0- 0	3- 1				
1- 8	0- 1	0- 1	AWAY	0- 1	0- 1	1- 4				
0- 0	0- 0	0- 0	NEUTRAL	0- 0	0- 0	0- 0				
4- 10	0- 0	0- 0	CONFERENCE	0- 0	0- 0	4- 10				
3- 4	0- 0	0- 0	HOME	0- 0	0- 0	3- 4				
1- 6	0- 0	0- 0	AWAY	0- 0	0- 0	1- 6				
0- 0	0- 0	0- 0	NEUTRAL	0- 0	0- 0	0- 0				

RPI 1-25				RPI 26-50				RPI 51-100				RPI 101+ Team's RPI: 305			
RPI	S	Opponent	Score	RPI	S	Opponent	Score	RPI	S	Opponent	Score	RPI	S	Opponent	Score
2	A	Oregon	41 84	27	A	Arizona	27 70	82	H	Southern California	59 76	130	A	California	61 84
								98	A	VCU	51 67	163	A	UC Davis	69 78
												163	H	UC Davis	75 70
												185	A	Southern Utah	68 79
												212	A	UTEP	50 63
												222	A	Cal St. Fullerton	61 71
												222	H	Cal St. Fullerton	45 68
												223	A	Hawaii	57 80
												223	H	Hawaii	59 65
												227	A	New Mexico	70 80
												249	A	UC Santa Barbara	47 65
												249	H	UC Santa Barbara	66 61
												251	H	CSU Bakersfield	53 52
												276	H	UC Irvine	53 77
												282	A	Long Beach St.	67 73
												282	H	Long Beach St.	58 57
												284	A	CSUN	67 62
												290	A	Colorado St.	40 52
												291	H	California Baptist	80 64
												293	H	Utah Valley	67 53
												310	A	Cal Poly	70 75
												310	H	Cal Poly	52 62
												311	A	New Mexico St.	60 58
												322	H	Weber St.	54 64
LAST 10 Division I															
				163	A	UC Davis	69 78					222	A	Cal St. Fullerton	61 71
				222	H	Cal St. Fullerton	45 68					284	A	CSUN	67 62
				249	A	UC Santa Barbara	47 65					276	H	UC Irvine	53 77
				310	H	Cal Poly	52 62					282	A	Long Beach St.	67 73
				282	H	Long Beach St.	58 57					223	H	Hawaii	59 65

Non-Div I Games:

UC Riverside

■ Loss, 
 ■ Non-Conf, 
 ■ S Site, 
 ■ Home 
 ■ A Away 
 N Neutral



[illegible]

Page 313

Average RPI Win:	166	WON-LOST	WINNING	LAST 10	STRENGTH OF	OPP. STRENGTH	TEAM	ADJ.	CONF.	ADJ CONF.
Average RPI Loss:	56	RECORD	PCT. RANK	GAMES	SCHEDULE	OF SCHEDULE	RPI	RPI	RPI	RPI
DIV. I ONLY	19- 9	70	8-2	29	81	37	37	9	9	
DIV. I NON-CONF.	8- 4	90	0	30	92	44	44	9	9	
TOTALS	RPI 1-25	RPI 26-50	W-L RECORDS	RPI 51-100	RPI 101-150	RPI 150+				
19- 9	1- 3	0- 2	OVERALL	4- 2	1- 1	13- 1				
14- 1	1- 1	0- 0	HOME	2- 0	1- 0	10- 0				
5- 6	0- 1	0- 1	AWAY	2- 2	0- 1	3- 1				
0- 2	0- 1	0- 1	NEUTRAL	0- 0	0- 0	0- 0				
8- 4	1- 1	0- 2	NON-CONFERENCE	1- 1	0- 0	6- 0				
7- 0	1- 0	0- 0	HOME	0- 0	0- 0	6- 0				
1- 2	0- 0	0- 1	AWAY	1- 1	0- 0	0- 0				
0- 2	0- 1	0- 1	NEUTRAL	0- 0	0- 0	0- 0				
11- 5	0- 2	0- 0	CONFERENCE	3- 1	1- 1	7- 1				
7- 1	0- 1	0- 0	HOME	2- 0	1- 0	4- 0				
4- 4	0- 1	0- 0	AWAY	1- 1	0- 1	3- 1				
0- 0	0- 0	0- 0	NEUTRAL	0- 0	0- 0	0- 0				

RPI S	Opponent	Score	RPI S	Opponent	Score	RPI S	Opponent	Score	RPI S	Opponent	Score
6	A UConn	53 66	35	A FGCU	50 72	52	A Belmont	37 72	114	A Temple	65 67
6	H UConn	52 59	36	N James Madison	43 46	69	A South Fla.	64 57	114	H Temple	67 64
13	N UCLA	56 61				69	H South Fla.	56 48	156	H Wright St.	69 53
18	H Central Mich.	64 58				79	A Cincinnati	64 81	165	A Tulane	59 60
						79	H Cincinnati	49 42	170	H Wichita St.	95 50
						93	A SFA	63 57	178	H Delaware	75 49
									190	H Quinnipiac	80 58
									196	H Saint Mary's (CA)	67 58
									202	A Memphis	67 59
									202	H Memphis	82 66
									211	A Houston	67 49
									220	H SMU	67 57
									225	H Stetson	66 40
									234	H East Carolina	91 55
									244	A Tulsa	62 49
									286	H Pittsburgh	74 58
LAST 10 Division I											
170	H Wichita St.	95 50	79	H Cincinnati	49 42						
202	A Memphis	67 59	211	A Houston	67 49						
114	H Temple	67 64	244	A Tulsa	62 49						
6	A UConn	53 66	220	H SMU	67 57						
69	H South Fla.	56 48	114	A Temple	65 67						

Non-Div I Games:

UCF

■ Loss, 
 ■ Non-Conf, 
 ■ S Site, 
 ■ Home 
 ■ A Away 
 N Neutral

Average RPI Win:	113	WON-LOST	WINNING	LAST 10	STRENGTH OF	OPP. STRENGTH	TEAM	ADJ.	CONF.	ADJ CONF.
Average RPI Loss:	60	RECORD	PCT. RANK	GAMES	SCHEDULE	OF SCHEDULE	RPI	RPI	RPI	RPI
DIV. I ONLY	25- 4	13	7-3	53	6	13	13	1	1	
DIV. I NON-CONF.	11- 0	1	0	194	40	20	20	2	2	
TOTALS	RPI 1-25	RPI 26-50	W-L RECORDS	RPI 51-100	RPI 101-150	RPI 150+				
25- 4	3- 1	4- 1	OVERALL	6- 1	7- 1	5- 0				
14- 1	1- 1	2- 0	HOME	3- 0	4- 0	4- 0				
10- 3	2- 0	1- 1	AWAY	3- 1	3- 1	1- 0				
1- 0	0- 0	1- 0	NEUTRAL	0- 0	0- 0	0- 0				
11- 0	1- 0	1- 0	NON-CONFERENCE	3- 0	1- 0	5- 0				
6- 0	0- 0	0- 0	HOME	1- 0	1- 0	4- 0				
4- 0	1- 0	0- 0	AWAY	2- 0	0- 0	1- 0				
1- 0	0- 0	1- 0	NEUTRAL	0- 0	0- 0	0- 0				
14- 4	2- 1	3- 1	CONFERENCE	3- 1	6- 1	0- 0				
8- 1	1- 1	2- 0	HOME	2- 0	3- 0	0- 0				
6- 3	1- 0	1- 1	AWAY	1- 1	3- 1	0- 0				
0- 0	0- 0	0- 0	NEUTRAL	0- 0	0- 0	0- 0				

RPI	S	Opponent	Score	RPI	S	Opponent	Score	RPI	S	Opponent	Score	RPI	S	Opponent	Score
2	H	Oregon	66 80	27	A	Arizona	66 92	54	H	Yale	100 65	103	A	Washington St.	70 62
7	A	Stanford	79 69	27	H	Arizona	70 58	58	A	Virginia	73 62	103	H	Washington St.	66 50
15	A	Indiana	68 58	30	A	Arizona St.	70 61	71	A	Georgia	59 50	112	A	Utah	84 54
17	H	Oregon St.	83 74	30	H	Arizona St.	68 66	81	A	Colorado	65 62	112	H	Utah	77 54
				37	N	UCF	61 56	81	H	Colorado	62 52	127	A	Washington	68 74
								82	A	Southern California	68 70	127	H	Washington	85 80
								82	H	Southern California	83 59	130	A	California	74 70
												135	H	Pacific	68 57
												226	H	Northern Colo.	92 58
												282	H	Long Beach St.	86 51
												284	A	CSUN	58 44
												289	H	LMU (CA)	74 52
												322	H	Weber St.	85 45
LAST 10 Division I															
112	H	Utah	77 54	2	H	Oregon	66 80								
81	H	Colorado	62 52	130	A	California	74 70								
127	A	Washington	68 74	7	A	Stanford	79 69								
103	A	Washington St.	70 62	30	A	Arizona St.	70 61								
17	H	Oregon St.	83 74	27	A	Arizona	66 92								

Non-Div I Games:

UCLA

■ Loss, 
 ■ Non-Conf, S Site, 
 ■ Home 
 ■ Away 
 N Neutral

Average RPI Win:	118	WON-LOST	WINNING	LAST 10	STRENGTH OF	OPP. STRENGTH	TEAM	ADJ.	CONF.	ADJ CONF.
Average RPI Loss:	2	RECORD	PCT. RANK	GAMES	SCHEDULE	OF SCHEDULE	RPI	RPI	RPI	RPI
DIV. I ONLY	26- 3	8	8-2	17	16	6	6	9	9	
DIV. I NON-CONF.	10- 3	57	0-2	6	1	5	5	9	9	
TOTALS	RPI 1-25	RPI 26-50	W-L RECORDS	RPI 51-100	RPI 101-150	RPI 150+				
26- 3	2- 3	3- 0	OVERALL	8- 0	4- 0	9- 0				
12- 2	0- 2	1- 0	HOME	4- 0	2- 0	5- 0				
13- 1	2- 1	2- 0	AWAY	3- 0	2- 0	4- 0				
1- 0	0- 0	0- 0	NEUTRAL	1- 0	0- 0	0- 0				
10- 3	2- 3	1- 0	NON-CONFERENCE	4- 0	3- 0	0- 0				
4- 2	0- 2	0- 0	HOME	2- 0	2- 0	0- 0				
5- 1	2- 1	1- 0	AWAY	1- 0	1- 0	0- 0				
1- 0	0- 0	0- 0	NEUTRAL	1- 0	0- 0	0- 0				
16- 0	0- 0	2- 0	CONFERENCE	4- 0	1- 0	9- 0				
8- 0	0- 0	1- 0	HOME	2- 0	0- 0	5- 0				
8- 0	0- 0	1- 0	AWAY	2- 0	1- 0	4- 0				
0- 0	0- 0	0- 0	NEUTRAL	0- 0	0- 0	0- 0				

RPI 1-25				Team's RPI: 6		RPI 26-50				RPI 51-100				RPI 101+								
RPI	S	Opponent	Score			RPI	S	Opponent	Score			RPI	S	Opponent	Score			RPI	S	Opponent	Score	
1	A	South Carolina	52	70		37	A	UCF	59	52		58	H	Virginia	83	44		113	H	Notre Dame	81	57
2	H	Oregon	56	74		37	H	UCF	66	53		59	H	Tennessee	60	45		114	A	Temple	83	54
4	H	Baylor	58	74		49	A	Dayton	75	37		69	A	South Fla.	67	47		118	A	Vanderbilt	64	51
20	A	DePaul	84	74								69	H	South Fla.	80	39		130	H	California	72	61
22	A	Ohio St.	73	62								77	A	Seton Hall	92	78		165	H	Tulane	74	31
												79	A	Cincinnati	105	58		170	H	Wichita St.	83	55
												79	H	Cincinnati	80	50		202	A	Memphis	68	56
												80	N	Oklahoma	97	53		202	H	Memphis	94	55
																		211	A	Houston	92	40
																		211	H	Houston	91	51
																		220	A	SMU	80	42
																		234	A	East Carolina	98	42
																		244	H	Tulsa	92	34
LAST 10 Division I																						
						69	H	South Fla.	80	39		69	A	South Fla.	67	47						
						211	A	Houston	92	40		1	A	South Carolina	52	70						
						79	A	Cincinnati	105	58		202	H	Memphis	94	55						
						37	H	UCF	66	53		2	H	Oregon	56	74						
						165	H	Tulane	74	31		79	H	Cincinnati	80	50						

Non-Div I Games:

UConn

■ Loss, 
 ■ Non-Conf, S Site, 
 ■ Home 
 ■ Away 
 N Neutral

Average RPI Win:	298	WON-LOST	WINNING	LAST 10	STRENGTH OF	OPP. STRENGTH	TEAM	ADJ.	CONF.	ADJ CONF.
Average RPI Loss:	185	RECORD	PCT. RANK	GAMES	SCHEDULE	OF SCHEDULE	RPI	RPI	RPI	RPI
DIV. I ONLY	3- 27	344	1-9	263	264	340	340	22	22	
DIV. I NON-CONF.	1- 10	329	0	306	226	337	337	22	22	
TOTALS	RPI 1-25	RPI 26-50	W-L RECORDS	RPI 51-100	RPI 101-150	RPI 150+				
3- 27	0- 0	0- 1	OVERALL	0- 3	0- 5	3- 18				
2- 12	0- 0	0- 1	HOME	0- 1	0- 2	2- 8				
1- 15	0- 0	0- 0	AWAY	0- 2	0- 3	1- 10				
0- 0	0- 0	0- 0	NEUTRAL	0- 0	0- 0	0- 0				
1- 10	0- 0	0- 1	NON-CONFERENCE	0- 1	0- 3	1- 5				
0- 5	0- 0	0- 1	HOME	0- 0	0- 1	0- 3				
1- 5	0- 0	0- 0	AWAY	0- 1	0- 2	1- 2				
0- 0	0- 0	0- 0	NEUTRAL	0- 0	0- 0	0- 0				
2- 17	0- 0	0- 0	CONFERENCE	0- 2	0- 2	2- 13				
2- 7	0- 0	0- 0	HOME	0- 1	0- 1	2- 5				
0- 10	0- 0	0- 0	AWAY	0- 1	0- 1	0- 8				
0- 0	0- 0	0- 0	NEUTRAL	0- 0	0- 0	0- 0				




























































RPI 1-25	RPI 26-50	RPI 51-100	RPI 101+	Team's RPI: 340
RPI S Opponent Score	RPI S Opponent Score	RPI S Opponent Score	RPI S Opponent Score	
	38 H Florida St. 42 86	74 A Kansas St. 40 84	117 A Green Bay 36 73	
		78 A IUPUI 51 87	117 H Green Bay 49 75	
		78 H IUPUI 49 88	121 A Kansas 50 91	
			136 H Western Mich. 52 80	
			148 A Valparaiso 37 63	
			156 A Wright St. 55 79	
			156 A Wright St. 47 83	
			156 H Wright St. 43 58	
			181 A Northern Ky. 35 78	
			181 H Northern Ky. 46 88	
			183 H Eastern Mich. 59 68	
			197 A Cleveland St. 44 84	
			197 H Cleveland St. 43 83	
			208 H Eastern Ill. 45 80	
			216 A Milwaukee 55 71	
			216 H Milwaukee 60 66	
			228 A Miami (OH) 35 85	
			259 A Youngstown St. 65 77	
			259 H Youngstown St. 59 53	
			273 H Indiana St. 40 61	
			285 A Oakland 46 63	
			285 H Oakland 70 64	
			331 A Detroit Mercy 52 58	
			331 H Detroit Mercy 62 70	
			339 A Purdue Fort Wayne 50 61	
			349 A Chicago St. 73 61	
LAST 10 Division I				
156 A Wright St. 47 83	181 A Northern Ky. 35 78			
78 A IUPUI 51 87	331 A Detroit Mercy 52 58			
216 H Milwaukee 60 66	285 A Oakland 46 63			
117 H Green Bay 49 75	197 H Cleveland St. 43 83			
156 A Wright St. 55 79	259 H Youngstown St. 59 53			

Non-Div I Games:

UIC






■ Loss, 
 ■ Non-Conf, 
 ■ S Site, 
 ■ H Home 
 ■ A Away 
 N Neutral

Average RPI Win:	271	WON-LOST	WINNING	LAST 10	STRENGTH OF	OPP. STRENGTH	TEAM	ADJ.	CONF.	ADJ CONF.
Average RPI Loss:	199	RECORD	PCT. RANK	GAMES	SCHEDULE	OF SCHEDULE	RPI	RPI	RPI	RPI
DIV. I ONLY	9- 18	274	4-6	260	330	295	295	26	26	
DIV. I NON-CONF.	3- 7	252	0	234	330	285	285	28	28	
TOTALS	RPI 1-25	RPI 26-50	W-L RECORDS	RPI 51-100	RPI 101-150	RPI 150+				
9- 18	0- 0	0- 0	OVERALL	0- 2	0- 3	9- 13				
6- 5	0- 0	0- 0	HOME	0- 1	0- 0	6- 4				
3- 11	0- 0	0- 0	AWAY	0- 1	0- 3	3- 7				
0- 2	0- 0	0- 0	NEUTRAL	0- 0	0- 0	0- 2				
3- 7	0- 0	0- 0	NON-CONFERENCE	0- 0	0- 3	3- 4				
2- 1	0- 0	0- 0	HOME	0- 0	0- 0	2- 1				
1- 4	0- 0	0- 0	AWAY	0- 0	0- 3	1- 1				
0- 2	0- 0	0- 0	NEUTRAL	0- 0	0- 0	0- 2				
6- 11	0- 0	0- 0	CONFERENCE	0- 2	0- 0	6- 9				
4- 4	0- 0	0- 0	HOME	0- 1	0- 0	4- 3				
2- 7	0- 0	0- 0	AWAY	0- 1	0- 0	2- 6				
0- 0	0- 0	0- 0	NEUTRAL	0- 0	0- 0	0- 0				

RPI 1-25			RPI 26-50			RPI 51-100			RPI 101+			Team's RPI: 295
RPI	S	Opponent	Score	RPI	S	Opponent	Score	RPI	S	Opponent	Score	
						85  Stony Brook	45  57	101  Syracuse	48  82			
						85  Stony Brook	49  66	107  William & Mary	48  76			
								141  Mt. St. Mary's	61  71			
								161  Binghamton	58  66			
								161  Binghamton	43  61			
								164  Lafayette	65 58			
								168  Maine	74 54			
								168  Maine	54  66			
								195 N La Salle	58  74			
								217  UMass Lowell	64  75			
								217  UMass Lowell	58  66			
								217  UMass Lowell	65 52			
								224 N Kennesaw St.	44  59			
								245  Morgan St.	65 63			
								263  New Hampshire	51  56			
								263  New Hampshire	63  72			
								264  Howard	61  72			
								300  Wagner	60  67			
								307  Vermont	58  60			
								307  Vermont	54 47			
								314  Albany (NY)	51  56			
								314  Albany (NY)	54 44			
								333  Coppin St.	71 48			
								344  Hartford	56 47			
								344  Hartford	61 54			
LAST 10 Division I												
						217  UMass Lowell	58  66	263  New Hampshire	51  56			
						168  Maine	54  66	217  UMass Lowell	65 52			
						161  Binghamton	58  66	344  Hartford	56 47			
						307  Vermont	54 47	85  Stony Brook	49  66			
						314  Albany (NY)	54 44	314  Albany (NY)	51  56			

Non-Div I Games: Gettysburg 92 50

UMBC

 Loss, 
  Non-Conf, 
  S Site, 
  H Home 
  A Away 
 N Neutral

Average RPI Win: <b>247</b>	WON-LOST	WINNING	LAST 10	STRENGTH OF	OPP. STRENGTH	TEAM	ADJ.	CONF.	ADJ CONF.
Average RPI Loss: <b>191</b>	RECORD	PCT. RANK	GAMES	SCHEDULE	OF SCHEDULE	RPI	RPI	RPI	RPI
DIV. I ONLY	5- 21	320	3-7	196	314	315	315	29	29
DIV. I NON-CONF.	1- 10	329	0	82	124	289	289	29	29
TOTALS	RPI 1-25	RPI 26-50	W-L RECORDS	RPI 51-100	RPI 101-150	RPI 150+			
5- 21	0- 1	0- 1	OVERALL	0- 1	1- 5	4- 13			
3- 8	0- 0	0- 0	HOME	0- 0	1- 2	2- 6			
2- 13	0- 1	0- 1	AWAY	0- 1	0- 3	2- 7			
0- 0	0- 0	0- 0	NEUTRAL	0- 0	0- 0	0- 0			
1- 10	0- 1	0- 1	NON-CONFERENCE	0- 1	1- 4	0- 3			
1- 3	0- 0	0- 0	HOME	0- 0	1- 1	0- 2			
0- 7	0- 1	0- 1	AWAY	0- 1	0- 3	0- 1			
0- 0	0- 0	0- 0	NEUTRAL	0- 0	0- 0	0- 0			
4- 11	0- 0	0- 0	CONFERENCE	0- 0	0- 1	4- 10			
2- 5	0- 0	0- 0	HOME	0- 0	0- 1	2- 4			
2- 6	0- 0	0- 0	AWAY	0- 0	0- 0	2- 6			
0- 0	0- 0	0- 0	NEUTRAL	0- 0	0- 0	0- 0			

RPI 1-25				RPI 26-50				RPI 51-100				RPI 101+ Team's RPI: 315			
RPI	S	Opponent	Score	RPI	S	Opponent	Score	RPI	S	Opponent	Score	RPI	S	Opponent	Score
23	A	Old Dominion	39 <b>48</b>	33	A	Virginia Tech	43 <b>86</b>	53	A	Charlotte	44 <b>64</b>	101	A	Syracuse	50 <b>65</b>
												104	H	Bethune-Cookman	53 <b>62</b>
												107	A	William & Mary	50 <b>78</b>
												119	H	Richmond	52 <b>64</b>
												138	A	UNC Greensboro	48 <b>86</b>
												141	H	Mt. St. Mary's	78 76
												154	A	N.C. A&T	57 <b>72</b>
												154	H	N.C. A&T	31 <b>67</b>
												155	A	Norfolk St.	45 <b>68</b>
												234	A	East Carolina	42 <b>57</b>
												240	H	Georgetown	39 <b>57</b>
												245	A	Morgan St.	71 61
												245	H	Morgan St.	44 <b>55</b>
												264	A	Howard	71 70
												264	H	Howard	58 <b>79</b>
												271	H	Longwood	62 <b>71</b>
												277	A	Delaware St.	58 <b>72</b>
												277	H	Delaware St.	68 53
												306	A	N.C. Central	70 <b>78</b>
												306	H	N.C. Central	65 63
												333	A	Coppin St.	63 <b>66</b>
												341	H	Florida A&M	71 <b>81</b>
												350	A	South Carolina St.	55 <b>60</b>
LAST 10 Division I															
				264	A	Howard	71 70					104	H	Bethune-Cookman	53 <b>62</b>
				277	H	Delaware St.	68 53					333	A	Coppin St.	63 <b>66</b>
				154	A	N.C. A&T	57 <b>72</b>					245	A	Morgan St.	71 61
				306	A	N.C. Central	70 <b>78</b>					277	A	Delaware St.	58 <b>72</b>
				341	H	Florida A&M	71 <b>81</b>					245	H	Morgan St.	44 <b>55</b>

Non-Div I Games: Greensboro 65 48 Wesley 75 29

UMES

Loss, Non-Conf, S Site, H Home A Away N Neutral

RPI	S	Opponent	Score
9	A	Missouri St.	58 83

RPI	S	Opponent	Score
74	H	Kansas St.	67 74
99	H	Liberty	44 68

RPI	S	Opponent	Score
131	H	Davidson	64 74
135	A	Pacific	60 89
157	H	Loyola Chicago	67 72
166	H	Missouri	59 56
201	H	Portland St.	87 69
229	H	Denver	83 79
239	A	Grand Canyon	74 53
239	H	Grand Canyon	56 62
247	A	George Mason	64 58
251	A	CSU Bakersfield	60 70
251	H	CSU Bakersfield	58 43
291	A	California Baptist	83 81
291	H	California Baptist	75 65
293	A	Utah Valley	41 62
296	A	UTRGV	72 58
296	H	UTRGV	60 56
308	A	Seattle U	76 65
309	H	Eastern Wash.	66 55
311	A	New Mexico St.	55 50
311	H	New Mexico St.	56 52
317	A	Omaha	53 57
349	A	Chicago St.	85 50
349	H	Chicago St.	73 57

RPI	S	Opponent	Score
349	A	Chicago St.	85 50
291	A	California Baptist	83 81
251	H	CSU Bakersfield	58 43
239	H	Grand Canyon	56 62
311	A	New Mexico St.	55 50

RPI	S	Opponent	Score
296	A	UTRGV	72 58
349	H	Chicago St.	73 57
291	H	California Baptist	75 65
239	A	Grand Canyon	74 53
251	A	CSU Bakersfield	60 70

Loss, Non-Conf, S Site, H Home A Away N Neutral



Average RPI Win:	294	WON-LOST	WINNING	LAST 10	STRENGTH OF	OPP. STRENGTH	TEAM	ADJ.	CONF.	ADJ CONF.
Average RPI Loss:	144	RECORD	PCT. RANK	GAMES	SCHEDULE	OF SCHEDULE	RPI	RPI	RPI	RPI
DIV. I ONLY	16- 14	158	5-5	274	304	217	217	26	26	
DIV. I NON-CONF.	4- 9	250	0	241	291	281	281	28	28	
TOTALS	RPI 1-25	RPI 26-50	W-L RECORDS	RPI 51-100	RPI 101-150	RPI 150+				
16- 14	0- 0	0- 0	OVERALL	0- 4	0- 3	16- 7				
9- 6	0- 0	0- 0	HOME	0- 2	0- 1	9- 3				
7- 8	0- 0	0- 0	AWAY	0- 2	0- 2	7- 4				
0- 0	0- 0	0- 0	NEUTRAL	0- 0	0- 0	0- 0				
4- 9	0- 0	0- 0	NON-CONFERENCE	0- 2	0- 3	4- 4				
2- 4	0- 0	0- 0	HOME	0- 1	0- 1	2- 2				
2- 5	0- 0	0- 0	AWAY	0- 1	0- 2	2- 2				
0- 0	0- 0	0- 0	NEUTRAL	0- 0	0- 0	0- 0				
12- 5	0- 0	0- 0	CONFERENCE	0- 2	0- 0	12- 3				
7- 2	0- 0	0- 0	HOME	0- 1	0- 0	7- 1				
5- 3	0- 0	0- 0	AWAY	0- 1	0- 0	5- 2				
0- 0	0- 0	0- 0	NEUTRAL	0- 0	0- 0	0- 0				

RPI 1-25			RPI 26-50			RPI 51-100			RPI 101+			Team's RPI: 217
RPI	S	Opponent	Score	RPI	S	Opponent	Score	RPI	S	Opponent	Score	
						54 H Yale	59 67	108 A Colgate		51 73		
						63 A Boston College	46 89	121 A Kansas		44 79		
						85 A Stony Brook	41 60	145 H Massachusetts		58 74		
						85 H Stony Brook	69 89	161 A Binghamton		66 56		
								161 H Binghamton		58 62		
								168 A Maine		53 77		
								168 H Maine		66 57		
								172 H Dartmouth		51 62		
								182 A Merrimack		50 73		
								186 A Providence		38 63		
								187 H Cornell		56 70		
								263 A New Hampshire		66 53		
								263 H New Hampshire		58 53		
								295 A UMBC		52 65		
								295 H UMBC		66 58		
								295 H UMBC		75 64		
								307 A Vermont		62 58		
								307 H Vermont		61 47		
								314 A Albany (NY)		78 75		
								314 H Albany (NY)		53 51		
								318 H Fairleigh Dickinson		61 56		
								326 A Bryant		55 35		
								335 H LIU Brooklyn		65 56		
								344 A Hartford		68 63		
								344 H Hartford		64 56		
								346 A Central Conn. St.		56 54		
LAST 10 Division I												
						295 H UMBC	66 58	168 A Maine		53 77		
						307 A Vermont	62 58	295 A UMBC		52 65		
						314 A Albany (NY)	78 75	85 H Stony Brook		69 89		
						161 H Binghamton	58 62	263 A New Hampshire		66 53		
						344 H Hartford	64 56	85 A Stony Brook		41 60		

Non-Div I Games:

UMass Lowell

■ Loss, 
 ■ Non-Conf, 
 ■ S Site, 
 ■ H Home 
 ■ A Away 
 N Neutral

Average RPI Win:	270	WON-LOST	WINNING	LAST 10	STRENGTH OF	OPP. STRENGTH	TEAM	ADJ.	CONF.	ADJ CONF.
Average RPI Loss:	205	RECORD	PCT. RANK	GAMES	SCHEDULE	OF SCHEDULE	RPI	RPI	RPI	RPI
DIV. I ONLY	13- 13	170	4-6	325	331	258	258	25	25	
DIV. I NON-CONF.	4- 3	138	0	338	341	245	245	27	27	
TOTALS	RPI 1-25	RPI 26-50	W-L RECORDS	RPI 51-100	RPI 101-150	RPI 150+				
13- 13	0- 0	0- 0	OVERALL	0- 0	1- 5	12- 8				
6- 6	0- 0	0- 0	HOME	0- 0	1- 2	5- 4				
6- 7	0- 0	0- 0	AWAY	0- 0	0- 3	6- 4				
1- 0	0- 0	0- 0	NEUTRAL	0- 0	0- 0	1- 0				
4- 3	0- 0	0- 0	NON-CONFERENCE	0- 0	0- 2	4- 1				
1- 1	0- 0	0- 0	HOME	0- 0	0- 1	1- 0				
2- 2	0- 0	0- 0	AWAY	0- 0	0- 1	2- 1				
1- 0	0- 0	0- 0	NEUTRAL	0- 0	0- 0	1- 0				
9- 10	0- 0	0- 0	CONFERENCE	0- 0	1- 3	8- 7				
5- 5	0- 0	0- 0	HOME	0- 0	1- 1	4- 4				
4- 5	0- 0	0- 0	AWAY	0- 0	0- 2	4- 3				
0- 0	0- 0	0- 0	NEUTRAL	0- 0	0- 0	0- 0				

[illegible]

UNC Greensboro

Through Games Of March 4, 2020

Average RPI Win:	253	WON-LOST	WINNING	LAST 10	STRENGTH OF	OPP. STRENGTH	TEAM	ADJ.	CONF.	ADJ CONF.
Average RPI Loss:	160	RECORD	PCT. RANK	GAMES	SCHEDULE	OF SCHEDULE	RPI	RPI	RPI	RPI
DIV. I ONLY	18- 8	62	6-4	287	284	138	138	27	27	
DIV. I NON-CONF.	8- 4	90	0	126	312	83	83	21	21	
TOTALS	RPI 1-25	RPI 26-50	W-L RECORDS	RPI 51-100	RPI 101-150	RPI 150+				
18- 8	0- 0	0- 0	OVERALL	1- 1	1- 2	16- 5				
10- 2	0- 0	0- 0	HOME	0- 0	0- 1	10- 1				
8- 6	0- 0	0- 0	AWAY	1- 1	1- 1	6- 4				
0- 0	0- 0	0- 0	NEUTRAL	0- 0	0- 0	0- 0				
8- 4	0- 0	0- 0	NON-CONFERENCE	1- 1	1- 2	6- 1				
4- 1	0- 0	0- 0	HOME	0- 0	0- 1	4- 0				
4- 3	0- 0	0- 0	AWAY	1- 1	1- 1	2- 1				
0- 0	0- 0	0- 0	NEUTRAL	0- 0	0- 0	0- 0				
10- 4	0- 0	0- 0	CONFERENCE	0- 0	0- 0	10- 4				
6- 1	0- 0	0- 0	HOME	0- 0	0- 0	6- 1				
4- 3	0- 0	0- 0	AWAY	0- 0	0- 0	4- 3				
0- 0	0- 0	0- 0	NEUTRAL	0- 0	0- 0	0- 0				

RPI S	Opponent	Score	RPI S	Opponent	Score	RPI S	Opponent	Score	RPI S	Opponent	Score	Team's RPI: 138
						83	A Coastal Caro.	54 63	116	A Wake Forest	67 65	
						99	A Liberty	58 53	119	H Richmond	62 70	
									129	A Campbell	64 72	
									154	A N.C. A&T	48 57	
									169	A Samford	57 69	
									169	H Samford	42 56	
									176	H High Point	82 70	
									192	A Chattanooga	59 74	
									192	H Chattanooga	49 41	
									198	A Furman	59 53	
									198	H Furman	61 53	
									246	H Appalachian St.	54 47	
									258	A UNC Asheville	67 40	
									261	A Col. of Charleston	69 56	
									266	A Wofford	61 66	
									266	H Wofford	49 45	
									288	A ETSU	65 45	
									288	H ETSU	63 47	
									312	H Georgia St.	64 49	
									315	H UMES	86 48	
									328	A Mercer	60 50	
									328	H Mercer	67 51	
									343	A Western Caro.	72 61	
									343	H Western Caro.	54 43	
LAST 10 Division I												
			328	A Mercer	60 50		288	A ETSU	65 45			
			169	A Samford	57 69		192	A Chattanooga	59 74			
			198	H Furman	61 53		169	H Samford	42 56			
			266	H Wofford	49 45		328	H Mercer	67 51			
			343	A Western Caro.	72 61		266	A Wofford	61 66			

Non-Div I Games: Erskine 106 44 Concord 80 45 Lenoir-Rhyne 84 59

UNC Greensboro

Loss, Non-Conf, S Site, H Home A Away N Neutral

Average RPI Win:	250	WON-LOST	WINNING	LAST 10	STRENGTH OF	OPP. STRENGTH	TEAM	ADJ.	CONF.	ADJ CONF.
Average RPI Loss:	146	RECORD	PCT. RANK	GAMES	SCHEDULE	OF SCHEDULE	RPI	RPI	RPI	RPI
DIV. I ONLY	8- 17	283	4-6	178	192	269	269	14	14	
DIV. I NON-CONF.	2- 7	288	0	213	308	301	301	13	13	
TOTALS	RPI 1-25	RPI 26-50	W-L RECORDS	RPI 51-100	RPI 101-150	RPI 150+				
8- 17	0- 1	0- 3	OVERALL	0- 1	2- 4	6- 8				
5- 8	0- 0	0- 2	HOME	0- 1	1- 1	4- 4				
3- 8	0- 1	0- 1	AWAY	0- 0	1- 2	2- 4				
0- 1	0- 0	0- 0	NEUTRAL	0- 0	0- 1	0- 0				
2- 7	0- 1	0- 0	NON-CONFERENCE	0- 1	0- 2	2- 3				
1- 3	0- 0	0- 0	HOME	0- 1	0- 0	1- 2				
1- 3	0- 1	0- 0	AWAY	0- 0	0- 1	1- 1				
0- 1	0- 0	0- 0	NEUTRAL	0- 0	0- 1	0- 0				
6- 10	0- 0	0- 3	CONFERENCE	0- 0	2- 2	4- 5				
4- 5	0- 0	0- 2	HOME	0- 0	1- 1	3- 2				
2- 5	0- 0	0- 1	AWAY	0- 0	1- 1	1- 3				
0- 0	0- 0	0- 0	NEUTRAL	0- 0	0- 0	0- 0				

RPI 1-25				RPI 26-50				RPI 51-100				RPI 101+ Team's RPI: 269			
RPI	S	Opponent	Score	RPI	S	Opponent	Score	RPI	S	Opponent	Score	RPI	S	Opponent	Score
21	A	NC State	40 80	36	A	James Madison	52 76	83	H	Coastal Caro.	43 62	107	A	William & Mary	72 55
				36	H	James Madison	58 66					107	H	William & Mary	55 63
				40	H	Drexel	72 73					116	A	Wake Forest	55 65
												146	N	North Carolina	45 85
												150	A	Northeastern	61 63
												150	H	Northeastern	61 48
												177	A	Elon	53 77
												177	H	Elon	57 60
												178	H	Delaware	71 65
												184	A	Towson	45 78
												184	H	Towson	41 62
												224	H	Kennesaw St.	56 58
												261	A	Col. of Charleston	63 67
												261	H	Col. of Charleston	74 50
												265	H	Winthrop	63 75
												271	A	Longwood	58 59
												303	A	Presbyterian	70 60
												325	A	Hofstra	62 59
												325	H	Hofstra	56 43
												350	H	South Carolina St.	84 46
LAST 10 Division I															
				325	H	Hofstra	56 43					107	H	William & Mary	55 63
				150	H	Northeastern	61 48					177	H	Elon	57 60
				261	H	Col. of Charleston	74 50					150	A	Northeastern	61 63
				36	A	James Madison	52 76					325	A	Hofstra	62 59
				184	A	Towson	45 78					261	A	Col. of Charleston	63 67

Non-Div I Games: Catawba 75 78 Mount Olive 75 67

UNCW

Loss, Non-Conf, S Site, H Home A Away N Neutral

Average RPI Win:	169	WON-LOST	WINNING	LAST 10	STRENGTH OF	OPP. STRENGTH	TEAM	ADJ.	CONF.	ADJ CONF.
Average RPI Loss:	68	RECORD	PCT. RANK	GAMES	SCHEDULE	OF SCHEDULE	RPI	RPI	RPI	RPI
DIV. I ONLY	16- 11	123	6-4	84	71	76	76	8	8	
DIV. I NON-CONF.	7- 3	80	0	104	5	47	47	7	7	
TOTALS	RPI 1-25	RPI 26-50	W-L RECORDS	RPI 51-100	RPI 101-150	RPI 150+				
16- 11	1- 4	2- 2	OVERALL	3- 3	1- 1	9- 1				
9- 2	1- 1	1- 0	HOME	2- 1	1- 0	4- 0				
7- 7	0- 2	1- 2	AWAY	1- 1	0- 1	5- 1				
0- 2	0- 1	0- 0	NEUTRAL	0- 1	0- 0	0- 0				
7- 3	1- 1	1- 1	NON-CONFERENCE	1- 1	0- 0	4- 0				
3- 0	1- 0	0- 0	HOME	1- 0	0- 0	1- 0				
4- 1	0- 0	1- 1	AWAY	0- 0	0- 0	3- 0				
0- 2	0- 1	0- 0	NEUTRAL	0- 1	0- 0	0- 0				
9- 8	0- 3	1- 1	CONFERENCE	2- 2	1- 1	5- 1				
6- 2	0- 1	1- 0	HOME	1- 1	1- 0	3- 0				
3- 6	0- 2	0- 1	AWAY	1- 1	0- 1	2- 1				
0- 0	0- 0	0- 0	NEUTRAL	0- 0	0- 0	0- 0				

RPI	S	Opponent	Score	RPI	S	Opponent	Score	RPI	S	Opponent	Score	RPI	S	Opponent	Score
9	A	Missouri St.	66 80	41	A	Bradley	47 61	57	N	Alabama	77 87	148	A	Valparaiso	69 72
9	H	Missouri St.	55 66	41	H	Bradley	64 57	61	A	Illinois St.	57 65	148	H	Valparaiso	77 70
12	H	Iowa	88 66	45	A	Creighton	54 57	61	H	Illinois St.	61 69	157	A	Loyola Chicago	73 70
22	N	Ohio St.	46 64	48	A	Iowa St.	71 63	78	H	IUPUI	51 50	157	H	Loyola Chicago	70 50
25	A	Drake	87 104					100	A	Southern Ill.	60 57	166	A	Missouri	78 73
								100	H	Southern Ill.	71 66	170	A	Wichita St.	61 50
												267	H	North Dakota St.	95 63
												273	A	Indiana St.	63 65
												273	H	Indiana St.	73 43
												317	A	Omaha	81 45
												332	A	Evansville	67 49
												332	H	Evansville	76 60
LAST 10 Division I															
157	A	Loyola Chicago	73 70	273	A	Indiana St.	63 65								
148	A	Valparaiso	69 72	100	H	Southern Ill.	71 66								
41	H	Bradley	64 57	9	H	Missouri St.	55 66								
61	H	Illinois St.	61 69	148	H	Valparaiso	77 70								
332	A	Evansville	67 49	157	H	Loyola Chicago	70 50								

Non-Div I Games: Northwest Mo. St. 78 53

UNI

Average RPI Win:	211	WON-LOST	WINNING	LAST 10	STRENGTH OF	OPP. STRENGTH	TEAM	ADJ.	CONF.	ADJ CONF.
Average RPI Loss:	155	RECORD	PCT. RANK	GAMES	SCHEDULE	OF SCHEDULE	RPI	RPI	RPI	RPI
DIV. I ONLY	13- 17	212	3-7	173	176	221	221	17	17	
DIV. I NON-CONF.	4- 7	225	0	180	87	248	248	20	20	
TOTALS	RPI 1-25	RPI 26-50	W-L RECORDS	RPI 51-100	RPI 101-150	RPI 150+				
13- 17	0- 1	0- 0	OVERALL	3- 5	0- 3	10- 8				
9- 7	0- 1	0- 0	HOME	3- 2	0- 1	6- 3				
4- 9	0- 0	0- 0	AWAY	0- 3	0- 1	4- 5				
0- 1	0- 0	0- 0	NEUTRAL	0- 0	0- 1	0- 0				
4- 7	0- 1	0- 0	NON-CONFERENCE	2- 2	0- 0	2- 4				
3- 4	0- 1	0- 0	HOME	2- 1	0- 0	1- 2				
1- 3	0- 0	0- 0	AWAY	0- 1	0- 0	1- 2				
0- 0	0- 0	0- 0	NEUTRAL	0- 0	0- 0	0- 0				
9- 10	0- 0	0- 0	CONFERENCE	1- 3	0- 3	8- 4				
6- 3	0- 0	0- 0	HOME	1- 1	0- 1	5- 1				
3- 6	0- 0	0- 0	AWAY	0- 2	0- 1	3- 3				
0- 1	0- 0	0- 0	NEUTRAL	0- 0	0- 1	0- 0				

RPI	S	Opponent	Score	RPI	S	Opponent	Score	RPI	S	Opponent	Score	RPI	S	Opponent	Score	Team's RPI: 221
24	H	Duke	45 57					58	H	Virginia	55 63	149	A	San Jose St.	60 62	
								64	H	St. John's (NY)	79 75	149	H	San Jose St.	63 76	
								65	A	Fresno St.	58 72	149	N	San Jose St.	48 67	
								65	H	Fresno St.	66 72	162	H	Wyoming	65 53	
								69	H	South Fla.	61 51	177	H	Elon	44 50	
								82	A	Southern California	54 75	185	A	Southern Utah	68 72	
								86	A	Boise St.	52 81	194	A	Pepperdine	69 44	
								86	H	Boise St.	66 65	222	H	Cal St. Fullerton	58 64	
												227	A	New Mexico	68 51	
												227	H	New Mexico	64 80	
												232	A	Nevada	59 62	
												232	H	Nevada	66 64	
												239	A	Grand Canyon	51 53	
												241	A	San Diego St.	39 48	
												241	H	San Diego St.	72 67	
												270	A	Air Force	67 60	
												278	A	Utah St.	60 46	
												278	H	Utah St.	69 45	
												290	A	Colorado St.	56 60	
												290	H	Colorado St.	56 52	
												350	H	South Carolina St.	66 57	
LAST 10 Division I																
149	N	San Jose St.	48 67	227	H	New Mexico	64 80									
149	H	San Jose St.	63 76	232	A	Nevada	59 62									
86	A	Boise St.	52 81	65	A	Fresno St.	58 72									
241	H	San Diego St.	72 67	278	H	Utah St.	69 45									
290	A	Colorado St.	56 60	290	H	Colorado St.	56 52									

Non-Div I Games:

UNLV

■ Loss, 
 ■ Non-Conf, 
 ■ S Site, 
 ■ H Home 
 ■ A Away 
 N Neutral

## USC Upstate

Through Games Of March 4, 2020

Average RPI Win:	337	WON-LOST	WINNING	LAST 10	STRENGTH OF	OPP. STRENGTH	TEAM	ADJ.	CONF.	ADJ CONF.
Average RPI Loss:	183	RECORD	PCT. RANK	GAMES	SCHEDULE	OF SCHEDULE	RPI	RPI	RPI	RPI
DIV. I ONLY	6- 20	312	2-8	292	290	330	330	25	25	
DIV. I NON-CONF.	3- 4	201	0	320	177	279	279	27	27	
TOTALS	RPI 1-25	RPI 26-50	W-L RECORDS	RPI 51-100	RPI 101-150	RPI 150+				
6- 20	0- 1	0- 0	OVERALL	0- 1	0- 4	6- 14				
5- 8	0- 0	0- 0	HOME	0- 0	0- 2	5- 6				
1- 12	0- 1	0- 0	AWAY	0- 1	0- 2	1- 8				
0- 0	0- 0	0- 0	NEUTRAL	0- 0	0- 0	0- 0				
3- 4	0- 1	0- 0	NON-CONFERENCE	0- 1	0- 0	3- 2				
3- 0	0- 0	0- 0	HOME	0- 0	0- 0	3- 0				
0- 4	0- 1	0- 0	AWAY	0- 1	0- 0	0- 2				
0- 0	0- 0	0- 0	NEUTRAL	0- 0	0- 0	0- 0				
3- 16	0- 0	0- 0	CONFERENCE	0- 0	0- 4	3- 12				
2- 8	0- 0	0- 0	HOME	0- 0	0- 2	2- 6				
1- 8	0- 0	0- 0	AWAY	0- 0	0- 2	1- 6				
0- 0	0- 0	0- 0	NEUTRAL	0- 0	0- 0	0- 0				

RPI	S	Opponent	Score	RPI	S	Opponent	Score	RPI	S	Opponent	Score	RPI	S	Opponent	Score	Team's RPI: 330
1	A	South Carolina	32 112					71	A	Georgia	53 67	129	A	Campbell	38 50	
												129	H	Campbell	72 80	
												133	A	Hampton	40 60	
												133	H	Hampton	73 86	
												151	A	Jacksonville	43 87	
												174	A	Gardner-Webb	53 63	
												174	H	Gardner-Webb	59 70	
												176	A	High Point	46 85	
												176	H	High Point	45 81	
												179	A	Radford	57 78	
												179	H	Radford	41 57	
												234	A	East Carolina	48 69	
												258	A	UNC Asheville	45 53	
												258	H	UNC Asheville	48 68	
												265	H	Winthrop	38 52	
												271	A	Longwood	56 69	
												271	H	Longwood	62 70	
												303	A	Presbyterian	42 55	
												303	H	Presbyterian	70 60	
												341	H	Florida A&M	74 61	
												342	A	Charleston So.	71 64	
												342	H	Charleston So.	70 53	
												343	H	Western Caro.	70 62	
												350	H	South Carolina St.	58 47	
LAST 10 Division I																
271	A	Longwood	56 69	342	A	Charleston So.	71 64									
174	H	Gardner-Webb	59 70	176	H	High Point	45 81									
179	A	Radford	57 78	303	H	Presbyterian	70 60									
258	A	UNC Asheville	45 53	129	H	Campbell	72 80									
133	H	Hampton	73 86	303	A	Presbyterian	42 55									

Non-Div I Games: Mars Hill 89 31 UNKNOWN 71 49

USC Upstate

Loss, Non-Conf, S Site, H Home A Away N Neutral

Average RPI Win:	247	WON-LOST	WINNING	LAST 10	STRENGTH OF	OPP. STRENGTH	TEAM	ADJ.	CONF.	ADJ CONF.
Average RPI Loss:	73	RECORD	PCT. RANK	GAMES	SCHEDULE	OF SCHEDULE	RPI	RPI	RPI	RPI
DIV. I ONLY	18- 10	87	7-3	123	185	102	102	21	21	
DIV. I NON-CONF.	6- 6	164	0	55	78	110	110	19	19	
TOTALS	RPI 1-25	RPI 26-50	W-L RECORDS	RPI 51-100	RPI 101-150	RPI 150+				
18- 10	0- 3	0- 1	OVERALL	1- 4	0- 1	17- 1				
11- 3	0- 0	0- 0	HOME	0- 2	0- 1	11- 0				
7- 4	0- 1	0- 1	AWAY	1- 1	0- 0	6- 1				
0- 3	0- 2	0- 0	NEUTRAL	0- 1	0- 0	0- 0				
6- 6	0- 3	0- 0	NON-CONFERENCE	1- 2	0- 1	5- 0				
3- 2	0- 0	0- 0	HOME	0- 1	0- 1	3- 0				
3- 1	0- 1	0- 0	AWAY	1- 0	0- 0	2- 0				
0- 3	0- 2	0- 0	NEUTRAL	0- 1	0- 0	0- 0				
12- 4	0- 0	0- 1	CONFERENCE	0- 2	0- 0	12- 1				
8- 1	0- 0	0- 0	HOME	0- 1	0- 0	8- 0				
4- 3	0- 0	0- 1	AWAY	0- 1	0- 0	4- 1				
0- 0	0- 0	0- 0	NEUTRAL	0- 0	0- 0	0- 0				

RPI 1-25				RPI 26-50				RPI 51-100				RPI 101+ Team's RPI: 102			
RPI	S	Opponent	Score	RPI	S	Opponent	Score	RPI	S	Opponent	Score	RPI	S	Opponent	Score
2	N	Oregon	54 91	43	A	Troy	69 85	55	H	Marist	57 73	137	H	Texas Southern	63 74
5	N	Louisville	67 76					60	N	Oklahoma St.	47 60	156	H	Wright St.	68 62
8	A	Northwestern	47 74					74	A	Kansas St.	57 53	189	H	Louisiana	79 52
								83	A	Coastal Caro.	56 62	203	A	Little Rock	62 46
								83	H	Coastal Caro.	62 80	203	H	Little Rock	65 58
												220	H	SMU	51 46
												237	A	South Alabama	68 45
												246	A	Appalachian St.	82 60
												246	H	Appalachian St.	63 44
												250	A	North Texas	68 49
												252	A	Texas St.	55 72
												252	H	Texas St.	69 49
												255	A	Arkansas St.	89 62
												255	H	Arkansas St.	71 44
												299	H	Ga. Southern	101 73
												312	H	Georgia St.	58 32
												347	A	Grambling	88 54
												348	H	La.-Monroe	72 34
												349	H	Chicago St.	84 53
LAST 10 Division I															
299	H	Ga. Southern	101 73	83	H	Coastal Caro.	62 80								
312	H	Georgia St.	58 32	246	H	Appalachian St.	63 44								
252	H	Texas St.	69 49	252	A	Texas St.	55 72								
203	A	Little Rock	62 46	43	A	Troy	69 85								
255	A	Arkansas St.	89 62	237	A	South Alabama	68 45								

Non-Div I Games:

UT Arlington



Average RPI Win:	218	WON-LOST	WINNING	LAST 10	STRENGTH OF	OPP. STRENGTH	TEAM	ADJ.	CONF.	ADJ CONF.
Average RPI Loss:	70	RECORD	PCT. RANK	GAMES	SCHEDULE	OF SCHEDULE	RPI	RPI	RPI	RPI
DIV. I ONLY	21- 9	61	9-1	79	201	47	47	20	20	
DIV. I NON-CONF.	4- 7	225	0	12	12	115	115	23	23	
TOTALS	RPI 1-25	RPI 26-50	W-L RECORDS	RPI 51-100	RPI 101-150	RPI 150+				
21- 9	0- 3	0- 1	OVERALL	2- 3	1- 1	18- 1				
13- 1	0- 1	0- 0	HOME	2- 0	1- 0	10- 0				
7- 8	0- 2	0- 1	AWAY	0- 3	0- 1	7- 1				
1- 0	0- 0	0- 0	NEUTRAL	0- 0	0- 0	1- 0				
4- 7	0- 3	0- 1	NON-CONFERENCE	1- 3	0- 0	3- 0				
4- 1	0- 1	0- 0	HOME	1- 0	0- 0	3- 0				
0- 6	0- 2	0- 1	AWAY	0- 3	0- 0	0- 0				
0- 0	0- 0	0- 0	NEUTRAL	0- 0	0- 0	0- 0				
17- 2	0- 0	0- 0	CONFERENCE	1- 0	1- 1	15- 1				
9- 0	0- 0	0- 0	HOME	1- 0	1- 0	7- 0				
7- 2	0- 0	0- 0	AWAY	0- 0	0- 1	7- 1				
1- 0	0- 0	0- 0	NEUTRAL	0- 0	0- 0	1- 0				

RPI 1-25				RPI 26-50				Team's RPI: 47				RPI 51-100				RPI 101+			
RPI	S	Opponent	Score	RPI	S	Opponent	Score	RPI	S	Opponent	Score	RPI	S	Opponent	Score	RPI	S	Opponent	Score
5	H	Louisville	63 71	31	A	Arkansas	46 96	52	H	Belmont	74 57	109	A	Southeast Mo. St.	69 71				
10	A	Gonzaga	55 78					61	A	Illinois St.	47 70	109	H	Southeast Mo. St.	78 72				
14	A	Mississippi St.	46 82					78	H	IUPUI	57 51	169	H	Samford	80 75				
								95	A	Saint Louis	50 56	171	A	Austin Peay	69 61				
								100	A	Southern Ill.	59 70	171	H	Austin Peay	65 61				
												192	H	Chattanooga	78 51				
												208	A	Eastern Ill.	70 74				
												208	H	Eastern Ill.	88 64				
												210	A	Tennessee Tech	86 65				
												210	H	Tennessee Tech	71 62				
												235	A	Jacksonville St.	73 56				
												235	H	Jacksonville St.	86 72				
												236	A	Murray St.	89 64				
												236	H	Murray St.	98 56				
												236 N	Murray St.	88 33					
												256	H	Lipscomb	83 67				
												280	A	Morehead St.	82 64				
												287	A	Eastern Ky.	65 50				
												334	H	Tennessee St.	88 71				
												338	A	SIUE	79 39				
												338	H	SIUE	75 58				
LAST 10 Division I																			
236 N		Murray St.	88 33	208	H	Eastern Ill.	88 64												
109	H	Southeast Mo. St.	78 72	109	A	Southeast Mo. St.	69 71												
338	H	SIUE	75 58	235	H	Jacksonville St.	86 72												
235	A	Jacksonville St.	73 56	210	H	Tennessee Tech	71 62												
210	A	Tennessee Tech	86 65	280	A	Morehead St.	82 64												

Non-Div I Games:

UT Martin

■ Loss, 
 ■ Non-Conf, 
 ■ S Site, 
 ■ Home 
 ■ A Away 
 N Neutral



Average RPI Win:	296	WON-LOST	WINNING	LAST 10	STRENGTH OF	OPP. STRENGTH	TEAM	ADJ.	CONF.	ADJ CONF.
Average RPI Loss:	190	RECORD	PCT. RANK	GAMES	SCHEDULE	OF SCHEDULE	RPI	RPI	RPI	RPI
DIV. I ONLY	9- 15	251	5-5	282	321	296	296	31	31	
DIV. I NON-CONF.	1- 8	322	0	133	130	306	306	32	32	
TOTALS	RPI 1-25	RPI 26-50	W-L RECORDS	RPI 51-100	RPI 101-150	RPI 150+				
9- 15	0- 0	0- 1	OVERALL	0- 4	0- 1	9- 9				
7- 4	0- 0	0- 0	HOME	0- 1	0- 1	7- 2				
2- 9	0- 0	0- 1	AWAY	0- 3	0- 0	2- 5				
0- 2	0- 0	0- 0	NEUTRAL	0- 0	0- 0	0- 2				
1- 8	0- 0	0- 1	NON-CONFERENCE	0- 4	0- 1	1- 2				
1- 2	0- 0	0- 0	HOME	0- 1	0- 1	1- 0				
0- 4	0- 0	0- 1	AWAY	0- 3	0- 0	0- 0				
0- 2	0- 0	0- 0	NEUTRAL	0- 0	0- 0	0- 2				
8- 7	0- 0	0- 0	CONFERENCE	0- 0	0- 0	8- 7				
6- 2	0- 0	0- 0	HOME	0- 0	0- 0	6- 2				
2- 5	0- 0	0- 0	AWAY	0- 0	0- 0	2- 5				
0- 0	0- 0	0- 0	NEUTRAL	0- 0	0- 0	0- 0				

RPI S	Opponent	Score	RPI S	Opponent	Score	RPI S	Opponent	Score	RPI S	Opponent	Score	Team's RPI: 296
46	A Texas	69 85	66	A A&M-Corpus Christi	50 61	137	H Texas Southern	44 71				
			66	H A&M-Corpus Christi	54 59	209	A UMKC	56 60				
			74	A Kansas St.	66 79	209	H UMKC	58 72				
			82	A Southern California	43 80	232	N Nevada	57 62				
						239	A Grand Canyon	60 62				
						239	H Grand Canyon	66 47				
						251	A CSU Bakersfield	66 52				
						251	H CSU Bakersfield	74 65				
						282	N Long Beach St.	65 69				
						291	H California Baptist	87 68				
						293	A Utah Valley	54 61				
						293	H Utah Valley	67 76				
						308	A Seattle U	70 78				
						308	H Seattle U	85 81				
						311	A New Mexico St.	75 76				
						311	H New Mexico St.	74 63				
						313	H UTSA	75 64				
						349	A Chicago St.	87 67				
						349	H Chicago St.	77 68				
LAST 10 Division I												
239	H Grand Canyon	66 47	349	H Chicago St.	77 68							
251	H CSU Bakersfield	74 65	209	H UMKC	58 72							
311	H New Mexico St.	74 63	251	A CSU Bakersfield	66 52							
308	A Seattle U	70 78	239	A Grand Canyon	60 62							
293	A Utah Valley	54 61	311	A New Mexico St.	75 76							

Non-Div I Games: Tex. A&M-Kingsville 66 45 Tex. A&M Int'l 72 56 Texas Lutheran 98 46 Minot St. 75 56

UTRGV

Loss, Non-Conf, S Site, H Home A Away N Neutral

## UTSA

Through Games Of March 4, 2020

Average RPI Win:	283	WON-LOST	WINNING	LAST 10	STRENGTH OF	OPP. STRENGTH	TEAM	ADJ.	CONF.	ADJ CONF.
Average RPI Loss:	155	RECORD	PCT. RANK	GAMES	SCHEDULE	OF SCHEDULE	RPI	RPI	RPI	RPI
DIV. I ONLY	3- 21	330	0-10	137	159	313	313	13	13	
DIV. I NON-CONF.	1- 7	321	0	201	242	322	322	16	16	
TOTALS	RPI 1-25	RPI 26-50	W-L RECORDS	RPI 51-100	RPI 101-150	RPI 150+				
3- 21	0- 1	0- 2	OVERALL	0- 3	0- 4	3- 11				
2- 8	0- 1	0- 0	HOME	0- 2	0- 1	2- 4				
1- 12	0- 0	0- 2	AWAY	0- 1	0- 2	1- 7				
0- 1	0- 0	0- 0	NEUTRAL	0- 0	0- 1	0- 0				
1- 7	0- 0	0- 1	NON-CONFERENCE	0- 0	0- 2	1- 4				
1- 1	0- 0	0- 0	HOME	0- 0	0- 0	1- 1				
0- 5	0- 0	0- 1	AWAY	0- 0	0- 1	0- 3				
0- 1	0- 0	0- 0	NEUTRAL	0- 0	0- 1	0- 0				
2- 14	0- 1	0- 1	CONFERENCE	0- 3	0- 2	2- 7				
1- 7	0- 1	0- 0	HOME	0- 2	0- 1	1- 3				
1- 7	0- 0	0- 1	AWAY	0- 1	0- 1	1- 4				
0- 0	0- 0	0- 0	NEUTRAL	0- 0	0- 0	0- 0				

RPI 1-25			RPI 26-50			RPI 51-100			RPI 101+			Team's RPI: 313
RPI	S	Opponent	Score	RPI	S	Opponent	Score	RPI	S	Opponent	Score	
23	H	Old Dominion	43 62	32	A	Western Ky.	57 85	51	A	Middle Tenn.	48 69	112 N Utah 45 91
				46	A	Texas	53 84	53	H	Charlotte	47 67	126 A UAB 55 94
								62	H	Rice	62 74	126 H UAB 51 87
												142 A Texas Tech 58 115
												153 H Sam Houston St. 77 81
												191 H Fla. Atlantic 53 80
												207 A Southern Miss. 65 82
												212 A UTEP 54 94
												212 H UTEP 59 85
												223 A Hawaii 50 62
												243 A Marshall 53 66
												250 A North Texas 55 94
												250 H North Texas 55 79
												252 A Texas St. 69 74
												272 H Incarnate Word 63 56
												275 A Louisiana Tech 82 73
												296 A UTRGV 64 75
												302 H FIU 60 45
LAST 10 Division I												
126	H	UAB	51 87	53	H	Charlotte	47 67					
250	A	North Texas	55 94	23	H	Old Dominion	43 62					
212	H	UTEP	59 85	51	A	Middle Tenn.	48 69					
32	A	Western Ky.	57 85	126	A	UAB	55 94					
243	A	Marshall	53 66	62	H	Rice	62 74					

Non-Div I Games: Texas Wesleyan 80 78 Southwest (NM) 79 62 Concordia (TX) 73 44

UTSA

Loss, Non-Conf, S Site, H Home A Away N Neutral

Average RPI Win: <b>166</b>	WON-LOST	WINNING	LAST 10	STRENGTH OF	OPP. STRENGTH	TEAM	ADJ.	CONF.	ADJ CONF.
Average RPI Loss: <b>60</b>	RECORD	PCT. RANK	GAMES	SCHEDULE	OF SCHEDULE	RPI	RPI	RPI	RPI
DIV. I ONLY	<b>13- 16</b>	<b>201</b>	<b>3-7</b>	<b>45</b>	<b>15</b>	<b>112</b>	<b>112</b>	<b>1</b>	<b>1</b>
DIV. I NON-CONF.	<b>7- 4</b>	<b>100</b>	<b>0</b>	<b>294</b>	<b>159</b>	<b>189</b>	<b>189</b>	<b>2</b>	<b>2</b>
TOTALS	RPI 1-25	RPI 26-50	W-L RECORDS	RPI 51-100	RPI 101-150	RPI 150+			
13- 16	0- 8	1- 2	OVERALL	3- 3	4- 1	5- 2			
6- 9	0- 4	1- 2	HOME	1- 1	0- 1	4- 1			
5- 7	0- 4	0- 0	AWAY	2- 2	3- 0	0- 1			
2- 0	0- 0	0- 0	NEUTRAL	0- 0	1- 0	1- 0			
7- 4	0- 0	0- 1	NON-CONFERENCE	1- 1	1- 0	5- 2			
4- 2	0- 0	0- 1	HOME	0- 0	0- 0	4- 1			
1- 2	0- 0	0- 0	AWAY	1- 1	0- 0	0- 1			
2- 0	0- 0	0- 0	NEUTRAL	0- 0	1- 0	1- 0			
6- 12	0- 8	1- 1	CONFERENCE	2- 2	3- 1	0- 0			
2- 7	0- 4	1- 1	HOME	1- 1	0- 1	0- 0			
4- 5	0- 4	0- 0	AWAY	1- 1	3- 0	0- 0			
0- 0	0- 0	0- 0	NEUTRAL	0- 0	0- 0	0- 0			

RPI 1-25				RPI 26-50				RPI 51-100				RPI 101+ Team's RPI: 112			
RPI	S	Opponent	Score	RPI	S	Opponent	Score	RPI	S	Opponent	Score	RPI	S	Opponent	Score
2	A	Oregon	51 <b>88</b>	27	H	Arizona	69 <b>85</b>	79	A	Cincinnati	62 <b>68</b>	103	A	Washington St.	78 66
2	H	Oregon	63 <b>90</b>	29	H	South Dakota	81 <b>84</b>	81	A	Colorado	84 69	127	A	Washington	74 65
7	A	Stanford	49 <b>82</b>	30	H	Arizona St.	75 71	81	H	Colorado	70 <b>80</b>	130	A	California	71 62
7	H	Stanford	64 <b>97</b>					82	A	Southern California	66 <b>69</b>	130	H	California	74 <b>88</b>
13	A	UCLA	54 <b>77</b>					82	H	Southern California	67 65	137	N	Texas Southern	61 52
13	H	UCLA	54 <b>84</b>					84	A	BYU	77 73	186	H	Providence	60 <b>67</b>
17	A	Oregon St.	48 <b>77</b>									214	H	Oral Roberts	78 58
17	H	Oregon St.	65 <b>77</b>									232	H	Nevada	68 62
												262	A	Xavier	63 <b>70</b>
												309	H	Eastern Wash.	87 49
												313	N	UTSA	91 45
												322	H	Weber St.	75 46
LAST 10 Division I															
13	A	UCLA	54 <b>77</b>	7	H	Stanford	64 <b>97</b>								
82	A	Southern California	66 <b>69</b>	103	A	Washington St.	78 66								
30	H	Arizona St.	75 71	127	A	Washington	74 65								
27	H	Arizona	69 <b>85</b>	17	H	Oregon St.	65 <b>77</b>								
130	H	California	74 <b>88</b>	2	H	Oregon	63 <b>90</b>								

Non-Div I Games:

Utah

■ Loss, 
 ■ Non-Conf, 
 ■ S Site, 
 ■ Home 
 ■ Away 
 N Neutral

Average RPI Win: <b>229</b>	WON-LOST	WINNING	LAST 10	STRENGTH OF	OPP. STRENGTH	TEAM	ADJ.	CONF.	ADJ CONF.
Average RPI Loss: <b>174</b>	RECORD	PCT. RANK	GAMES	SCHEDULE	OF SCHEDULE	RPI	RPI	RPI	RPI
DIV. I ONLY	7- 23	308	2-8	136	214	278	278	17	17
DIV. I NON-CONF.	4- 6	212	0	81	231	155	155	20	20
TOTALS	RPI 1-25	RPI 26-50	W-L RECORDS	RPI 51-100	RPI 101-150	RPI 150+			
7- 23	0- 2	0- 0	OVERALL	1- 4	0- 3	6- 14			
3- 10	0- 0	0- 0	HOME	0- 2	0- 2	3- 6			
3- 12	0- 2	0- 0	AWAY	1- 2	0- 1	2- 7			
1- 1	0- 0	0- 0	NEUTRAL	0- 0	0- 0	1- 1			
4- 6	0- 2	0- 0	NON-CONFERENCE	0- 1	0- 1	4- 2			
3- 1	0- 0	0- 0	HOME	0- 0	0- 1	3- 0			
1- 5	0- 2	0- 0	AWAY	0- 1	0- 0	1- 2			
0- 0	0- 0	0- 0	NEUTRAL	0- 0	0- 0	0- 0			
3- 17	0- 0	0- 0	CONFERENCE	1- 3	0- 2	2- 12			
0- 9	0- 0	0- 0	HOME	0- 2	0- 1	0- 6			
2- 7	0- 0	0- 0	AWAY	1- 1	0- 1	1- 5			
1- 1	0- 0	0- 0	NEUTRAL	0- 0	0- 0	1- 1			

RPI 1-25				RPI 26-50				RPI 51-100				RPI 101+ Team's RPI: 278			
RPI	S	Opponent	Score	RPI	S	Opponent	Score	RPI	S	Opponent	Score	RPI	S	Opponent	Score
2	A	Oregon	52 <b>109</b>					65	A	Fresno St.	64 <b>76</b>	140	H	Portland	64 <b>70</b>
17	A	Oregon St.	46 <b>75</b>					65	H	Fresno St.	61 <b>79</b>	149	A	San Jose St.	38 <b>76</b>
								84	A	BYU	50 <b>67</b>	149	H	San Jose St.	61 <b>76</b>
								86	A	Boise St.	58 <b>56</b>	162	A	Wyoming	45 <b>64</b>
								86	H	Boise St.	59 <b>65</b>	162	H	Wyoming	54 <b>65</b>
												162	N	Wyoming	59 <b>64</b>
												167	H	Idaho St.	69 <b>61</b>
												221	A	UNLV	45 <b>69</b>
												221	H	UNLV	46 <b>60</b>
												222	A	Cal St. Fullerton	62 <b>83</b>
												227	H	New Mexico	52 <b>54</b>
												232	A	Nevada	60 <b>69</b>
												241	A	San Diego St.	62 <b>66</b>
												241	H	San Diego St.	51 <b>59</b>
												241	N	San Diego St.	81 <b>79</b>
												250	H	North Texas	66 <b>55</b>
												270	A	Air Force	53 <b>52</b>
												270	H	Air Force	45 <b>62</b>
												282	A	Long Beach St.	56 <b>48</b>
												290	A	Colorado St.	55 <b>56</b>
												290	H	Colorado St.	61 <b>67</b>
												293	A	Utah Valley	49 <b>57</b>
												308	H	Seattle U	70 <b>63</b>
LAST 10 Division I															
				162	N	Wyoming	59 <b>64</b>	65	H	Fresno St.	61 <b>79</b>				
				241	N	San Diego St.	81 <b>79</b>	290	H	Colorado St.	61 <b>67</b>				
				227	H	New Mexico	52 <b>54</b>	86	A	Boise St.	58 <b>56</b>				
				149	A	San Jose St.	38 <b>76</b>	221	A	UNLV	45 <b>69</b>				
				162	A	Wyoming	45 <b>64</b>	241	H	San Diego St.	51 <b>59</b>				

Non-Div I Games: Dixie St. 61 49

Utah St.

■ Loss, 
 ■ Non-Conf, 
 ■ S Site, 
 ■ Home 
 ■ Away 
 N Neutral

## Utah Valley

Through Games Of March 4, 2020

Average RPI Win:	283	WON-LOST	WINNING	LAST 10	STRENGTH OF	OPP. STRENGTH	TEAM	ADJ.	CONF.	ADJ CONF.
Average RPI Loss:	227	RECORD	PCT. RANK	GAMES	SCHEDULE	OF SCHEDULE	RPI	RPI	RPI	RPI
DIV. I ONLY	10- 14	225	5-5	312	334	293	293	31	31	
DIV. I NON-CONF.	1- 9	326	0	266	286	339	339	32	32	
TOTALS	RPI 1-25	RPI 26-50	W-L RECORDS	RPI 51-100	RPI 101-150	RPI 150+				
10- 14	0- 0	0- 0	OVERALL	0- 2	0- 0	10- 12				
6- 7	0- 0	0- 0	HOME	0- 0	0- 0	6- 7				
4- 7	0- 0	0- 0	AWAY	0- 2	0- 0	4- 5				
0- 0	0- 0	0- 0	NEUTRAL	0- 0	0- 0	0- 0				
1- 9	0- 0	0- 0	NON-CONFERENCE	0- 2	0- 0	1- 7				
1- 4	0- 0	0- 0	HOME	0- 0	0- 0	1- 4				
0- 5	0- 0	0- 0	AWAY	0- 2	0- 0	0- 3				
0- 0	0- 0	0- 0	NEUTRAL	0- 0	0- 0	0- 0				
9- 5	0- 0	0- 0	CONFERENCE	0- 0	0- 0	9- 5				
5- 3	0- 0	0- 0	HOME	0- 0	0- 0	5- 3				
4- 2	0- 0	0- 0	AWAY	0- 0	0- 0	4- 2				
0- 0	0- 0	0- 0	NEUTRAL	0- 0	0- 0	0- 0				

RPI 1-25			RPI 26-50			RPI 51-100			RPI 101+ Team's RPI: 293		
RPI	S	Opponent	Score	RPI	S	Opponent	Score	RPI	S	Opponent	Score
								84	A	BYU	57 71
								86	A	Boise St.	69 77
								152	H	Montana	52 63
								167	H	Idaho St.	61 88
								185	H	Southern Utah	58 71
								209	H	UMKC	62 41
								232	H	Nevada	57 60
								239	A	Grand Canyon	64 54
								239	H	Grand Canyon	59 66
								249	A	UC Santa Barbara	51 59
								251	A	CSU Bakersfield	63 56
								251	H	CSU Bakersfield	53 55
								278	H	Utah St.	57 49
								291	A	California Baptist	67 80
								291	H	California Baptist	74 57
								296	A	UTRGV	76 67
								296	H	UTRGV	61 54
								305	A	UC Riverside	53 67
								308	A	Seattle U	80 82
								308	H	Seattle U	70 58
								311	A	New Mexico St.	58 54
								311	H	New Mexico St.	58 65
								322	A	Weber St.	46 72
								349	H	Chicago St.	89 58
LAST 10 Division I											
291	H	California Baptist	74 57	308	A	Seattle U	80 82				
239	A	Grand Canyon	64 54	291	A	California Baptist	67 80				
251	A	CSU Bakersfield	63 56	239	H	Grand Canyon	59 66				
311	H	New Mexico St.	58 65	251	H	CSU Bakersfield	53 55				
296	H	UTRGV	61 54	296	A	UTRGV	76 67				

Non-Div I Games: Antelope Valley 77 61 Ottawa (AZ) 99 50

Utah Valley

■ Loss, 
 ■ Non-Conf, 
 ■ S Site, 
 ■ H Home 
 ■ A Away 
 N Neutral

Average RPI Win:	186	WON-LOST	WINNING	LAST 10	STRENGTH OF	OPP. STRENGTH	TEAM	ADJ.	CONF.	ADJ CONF.
Average RPI Loss:	102	RECORD	PCT. RANK	GAMES	SCHEDULE	OF SCHEDULE	RPI	RPI	RPI	RPI
DIV. I ONLY	18- 11	98	7-3	111	117	98	98	12	12	
DIV. I NON-CONF.	5- 8	221	0	100	123	203	203	12	12	
TOTALS	RPI 1-25	RPI 26-50	W-L RECORDS	RPI 51-100	RPI 101-150	RPI 150+				
18- 11	1- 0	0- 1	OVERALL	3- 5	4- 3	10- 2				
10- 5	1- 0	0- 0	HOME	2- 1	1- 3	6- 1				
7- 6	0- 0	0- 1	AWAY	1- 4	3- 0	3- 1				
1- 0	0- 0	0- 0	NEUTRAL	0- 0	0- 0	1- 0				
5- 8	1- 0	0- 0	NON-CONFERENCE	0- 5	0- 1	4- 2				
4- 3	1- 0	0- 0	HOME	0- 1	0- 1	3- 1				
0- 5	0- 0	0- 0	AWAY	0- 4	0- 0	0- 1				
1- 0	0- 0	0- 0	NEUTRAL	0- 0	0- 0	1- 0				
13- 3	0- 0	0- 1	CONFERENCE	3- 0	4- 2	6- 0				
6- 2	0- 0	0- 0	HOME	2- 0	1- 2	3- 0				
7- 1	0- 0	0- 1	AWAY	1- 0	3- 0	3- 0				
0- 0	0- 0	0- 0	NEUTRAL	0- 0	0- 0	0- 0				

RPI 1-25			RPI 26-50			RPI 51-100			Team's RPI: 98	RPI 101+		
RPI	S	Opponent	Score	RPI	S	Opponent	Score	RPI	S	Opponent	Score	
23	H	Old Dominion	62 49	49	A	Dayton	67 72	51	A	Middle Tenn.	63 86	107 H William & Mary 55 69
								63	A	Boston College	52 87	119 A Richmond 57 42
								69	A	South Fla.	55 77	119 H Richmond 53 50
								77	A	Seton Hall	33 53	123 H Duquesne 76 79
								79	H	Cincinnati	56 58	131 A Davidson 55 51
								90	H	Fordham	62 52	145 A Massachusetts 61 46
								95	A	Saint Louis	65 52	147 H George Washington 55 56
								95	H	Saint Louis	67 60	154 H N.C. A&T 58 69
										195 A La Salle 67 61		
										207 A Southern Miss. 39 51		
										213 A Rhode Island 75 54		
										230 H Saint Joseph's 47 40		
										234 H East Carolina 53 40		
										246 H Appalachian St. 66 38		
										247 A George Mason 82 63		
										247 H George Mason 48 36		
										292 H St. Bonaventure 56 47		
										305 H UC Riverside 67 51		
										317 N Omaha 74 66		
LAST 10 Division I												
131	A	Davidson	55 51	292	H	St. Bonaventure	56 47					
247	H	George Mason	48 36	147	H	George Washington	55 56					
95	H	Saint Louis	67 60	119	A	Richmond	57 42					
195	A	La Salle	67 61	123	H	Duquesne	76 79					
49	A	Dayton	67 72	90	H	Fordham	62 52					

Non-Div I Games:

VCU

■ Loss, 
 ■ Non-Conf, 
 S Site, 
 ■ Home 
 ■ Away 
 N Neutral



## Valparaiso

Through Games Of March 4, 2020

Average RPI Win:	240	WON-LOST	WINNING	LAST 10	STRENGTH OF	OPP. STRENGTH	TEAM	ADJ.	CONF.	ADJ CONF.
Average RPI Loss:	57	RECORD	PCT. RANK	GAMES	SCHEDULE	OF SCHEDULE	RPI	RPI	RPI	RPI
DIV. I ONLY	16- 11	123	6-4	227	98	148	148	8	8	
DIV. I NON-CONF.	8- 3	68	0	330	195	147	147	7	7	
TOTALS	RPI 1-25	RPI 26-50	W-L RECORDS	RPI 51-100	RPI 101-150	RPI 150+				
16- 11	0- 5	0- 2	OVERALL	2- 3	0- 0	14- 1				
8- 5	0- 2	0- 1	HOME	1- 2	0- 0	7- 0				
8- 5	0- 2	0- 1	AWAY	1- 1	0- 0	7- 1				
0- 1	0- 1	0- 0	NEUTRAL	0- 0	0- 0	0- 0				
8- 3	0- 2	0- 0	NON-CONFERENCE	0- 0	0- 0	8- 1				
4- 0	0- 0	0- 0	HOME	0- 0	0- 0	4- 0				
4- 2	0- 1	0- 0	AWAY	0- 0	0- 0	4- 1				
0- 1	0- 1	0- 0	NEUTRAL	0- 0	0- 0	0- 0				
8- 8	0- 3	0- 2	CONFERENCE	2- 3	0- 0	6- 0				
4- 5	0- 2	0- 1	HOME	1- 2	0- 0	3- 0				
4- 3	0- 1	0- 1	AWAY	1- 1	0- 0	3- 0				
0- 0	0- 0	0- 0	NEUTRAL	0- 0	0- 0	0- 0				

RPI S	Opponent	Score	RPI S	Opponent	Score	RPI S	Opponent	Score	RPI S	Opponent	Score	Team's RPI: 148
8	A Northwestern	48 69	41	A Bradley	69 90	61	A Illinois St.	78 70	157	A Loyola Chicago	70 57	
9	H Missouri St.	68 81	41	H Bradley	61 75	61	H Illinois St.	60 72	157	H Loyola Chicago	66 64	
22	N Ohio St.	38 89				76	A UNI	70 77	160	A Toledo	61 54	
25	A Drake	66 87				76	H UNI	72 69	208	A Eastern Ill.	78 66	
25	H Drake	79 83				100	H Southern Ill.	51 67	219	A North Dakota	63 65	
									238	H Bowling Green	95 90	
									267	A North Dakota St.	66 54	
									273	A Indiana St.	75 56	
									273	H Indiana St.	61 45	
									280	H Morehead St.	55 53	
									331	A Detroit Mercy	77 58	
									332	A Evansville	88 66	
									332	H Evansville	72 54	
									340	H UIC	63 37	
									349	H Chicago St.	95 49	
LAST 10 Division I												
25	H Drake	79 83	273	H Indiana St.	61 45							
76	H UNI	72 69	332	H Evansville	72 54							
157	A Loyola Chicago	70 57	76	A UNI	70 77							
61	A Illinois St.	78 70	25	A Drake	66 87							
41	A Bradley	69 90	157	H Loyola Chicago	66 64							

Non-Div I Games:

Valparaiso

■ Loss, 
■ Non-Conf, 
■ S Site, 
■ H Home 
■ A Away 
N Neutral

Vanderbilt

Through Games Of March 4, 2020

Average RPI Win:	182	WON-LOST	WINNING	LAST 10	STRENGTH OF	OPP. STRENGTH	TEAM	ADJ.	CONF.	ADJ CONF.
Average RPI Loss:	57	RECORD	PCT. RANK	GAMES	SCHEDULE	OF SCHEDULE	RPI	RPI	RPI	RPI
DIV. I ONLY	14- 16	190	2-8	35	59	118	118	4	4	
DIV. I NON-CONF.	10- 3	57	0	99	232	67	67	5	5	
TOTALS	RPI 1-25	RPI 26-50	W-L RECORDS	RPI 51-100	RPI 101-150	RPI 150+				
14- 16	0- 5	1- 3	OVERALL	2- 4	3- 3	8- 1				
10- 6	0- 3	1- 1	HOME	1- 1	2- 0	6- 1				
3- 7	0- 2	0- 1	AWAY	1- 2	1- 2	1- 0				
1- 3	0- 0	0- 1	NEUTRAL	0- 1	0- 1	1- 0				
10- 3	0- 1	0- 1	NON-CONFERENCE	1- 1	2- 0	7- 0				
7- 1	0- 1	0- 0	HOME	1- 0	1- 0	5- 0				
2- 0	0- 0	0- 0	AWAY	0- 0	1- 0	1- 0				
1- 2	0- 0	0- 1	NEUTRAL	0- 1	0- 0	1- 0				
4- 13	0- 4	1- 2	CONFERENCE	1- 3	1- 3	1- 1				
3- 5	0- 2	1- 1	HOME	0- 1	1- 0	1- 1				
1- 7	0- 2	0- 1	AWAY	1- 2	0- 2	0- 0				
0- 1	0- 0	0- 0	NEUTRAL	0- 0	0- 1	0- 0				

RPI 1-25				RPI 26-50				RPI 51-100				RPI 101+ Team's RPI: 118			
RPI	S	Opponent	Score	RPI	S	Opponent	Score	RPI	S	Opponent	Score	RPI	S	Opponent	Score
1	A	South Carolina	44 95	26	H	Kentucky	70 64	57	A	Alabama	61 98	105	A	Auburn	62 70
1	H	South Carolina	57 93	31	H	Arkansas	66 100	59	A	Tennessee	63 67	105	H	Auburn	77 55
6	H	UConn	51 64	34	A	LSU	55 61	59	H	Tennessee	69 78	105	N	Auburn	67 77
14	H	Mississippi St.	52 68	42	N	Rutgers	56 62	71	A	Georgia	63 55	106	H	Columbia	72 51
16	A	Texas A&M	53 74					77	N	Seton Hall	65 69	127	A	Washington	76 74
								95	H	Saint Louis	62 50	134	A	Florida	60 68
												166	H	Missouri	66 78
												179	H	Radford	80 46
												198	H	Furman	74 46
												210	H	Tennessee Tech	75 61
												235	H	Jacksonville St.	88 66
												276	N	UC Irvine	76 63
												287	H	Eastern Ky.	75 69
												294	H	Ole Miss	63 47
												334	A	Tennessee St.	106 55
LAST 10 Division I															
105	N	Auburn	67 77	1	A	South Carolina	44 95	16	A	Texas A&M	53 74	294	H	Ole Miss	63 47
26	H	Kentucky	70 64	59	A	Tennessee	63 67	105	A	Auburn	62 70	59	H	Tennessee	69 78
34	A	LSU	55 61	166	H	Missouri	66 78								

Non-Div I Games:

Vanderbilt

Loss, Non-Conf, S Site, H Home A Away N Neutral

Average RPI Win:	306	WON-LOST	WINNING	LAST 10	STRENGTH OF	OPP. STRENGTH	TEAM	ADJ.	CONF.	ADJ CONF.
Average RPI Loss:	187	RECORD	PCT. RANK	GAMES	SCHEDULE	OF SCHEDULE	RPI	RPI	RPI	RPI
DIV. I ONLY	11- 18	248	3-7	324	312	307	307	26	26	
DIV. I NON-CONF.	5- 7	205	0	327	322	303	303	28	28	
TOTALS	RPI 1-25	RPI 26-50	W-L RECORDS	RPI 51-100	RPI 101-150	RPI 150+				
11- 18	0- 0	0- 0	OVERALL	0- 3	0- 1	11- 14				
8- 6	0- 0	0- 0	HOME	0- 1	0- 1	8- 4				
3- 12	0- 0	0- 0	AWAY	0- 2	0- 0	3- 10				
0- 0	0- 0	0- 0	NEUTRAL	0- 0	0- 0	0- 0				
5- 7	0- 0	0- 0	NON-CONFERENCE	0- 1	0- 1	5- 5				
4- 2	0- 0	0- 0	HOME	0- 0	0- 1	4- 1				
1- 5	0- 0	0- 0	AWAY	0- 1	0- 0	1- 4				
0- 0	0- 0	0- 0	NEUTRAL	0- 0	0- 0	0- 0				
6- 11	0- 0	0- 0	CONFERENCE	0- 2	0- 0	6- 9				
4- 4	0- 0	0- 0	HOME	0- 1	0- 0	4- 3				
2- 7	0- 0	0- 0	AWAY	0- 1	0- 0	2- 6				
0- 0	0- 0	0- 0	NEUTRAL	0- 0	0- 0	0- 0				

RPI S	Opponent	Score	RPI S	Opponent	Score	RPI S	Opponent	Score	RPI S	Opponent	Score	Team's RPI: 307
						85	A Stony Brook	49 67	145	H Massachusetts	49 83	
						85	H Stony Brook	68 72	157	A Loyola Chicago	76 78	
						87	A Minnesota	58 90	161	A Binghamton	53 76	
									161	H Binghamton	65 62	
									168	A Maine	66 78	
									168	A Maine	59 70	
									168	H Maine	47 65	
									172	A Dartmouth	55 72	
									182	A Merrimack	53 78	
									213	A Rhode Island	74 77	
									217	A UMass Lowell	47 61	
									217	H UMass Lowell	58 62	
									263	A New Hampshire	44 42	
									263	H New Hampshire	51 59	
									274	H Saint Francis (PA)	69 73	
									295	A UMBC	47 54	
									295	H UMBC	60 58	
									314	A Albany (NY)	49 58	
									314	H Albany (NY)	52 36	
									319	H Navy	64 56	
									326	H Bryant	71 66	
									329	H NJIT	65 59	
									335	A LIU Brooklyn	73 62	
									337	H Canisius	76 53	
									344	A Hartford	63 53	
									344	H Hartford	62 51	
LAST 10 Division I												
			168	A Maine	66 78	263	A New Hampshire	44 42				
			217	H UMass Lowell	58 62	344	H Hartford	62 51				
			295	A UMBC	47 54	168	A Maine	59 70				
			85	H Stony Brook	68 72	314	H Albany (NY)	52 36				
			161	A Binghamton	53 76	263	H New Hampshire	51 59				

Non-Div I Games: Norwich 86 40

Vermont

Loss, Non-Conf, S Site, H Home A Away N Neutral

Villanova

Through Games Of March 4, 2020

Average RPI Win:	145	WON-LOST	WINNING	LAST 10	STRENGTH OF	OPP. STRENGTH	TEAM	ADJ.	CONF.	ADJ CONF.
Average RPI Loss:	79	RECORD	PCT. RANK	GAMES	SCHEDULE	OF SCHEDULE	RPI	RPI	RPI	RPI
DIV. I ONLY	17- 12	128	6-4	66	67	75	75	6	6	
DIV. I NON-CONF.	6- 5	151	0	70	55	89	89	6	6	
TOTALS	RPI 1-25	RPI 26-50	W-L RECORDS	RPI 51-100	RPI 101-150	RPI 150+				
17- 12	1- 1	1- 5	OVERALL	6- 3	0- 2	9- 1				
9- 5	1- 0	1- 2	HOME	2- 2	0- 1	5- 0				
8- 7	0- 1	0- 3	AWAY	4- 1	0- 1	4- 1				
0- 0	0- 0	0- 0	NEUTRAL	0- 0	0- 0	0- 0				
6- 5	0- 0	0- 2	NON-CONFERENCE	3- 0	0- 2	3- 1				
3- 2	0- 0	0- 1	HOME	1- 0	0- 1	2- 0				
3- 3	0- 0	0- 1	AWAY	2- 0	0- 1	1- 1				
0- 0	0- 0	0- 0	NEUTRAL	0- 0	0- 0	0- 0				
11- 7	1- 1	1- 3	CONFERENCE	3- 3	0- 0	6- 0				
6- 3	1- 0	1- 1	HOME	1- 2	0- 0	3- 0				
5- 4	0- 1	0- 2	AWAY	2- 1	0- 0	3- 0				
0- 0	0- 0	0- 0	NEUTRAL	0- 0	0- 0	0- 0				

RPI 1-25				RPI 26-50				RPI 51-100 Team's RPI: 75				RPI 101+			
RPI	S	Opponent	Score	RPI	S	Opponent	Score	RPI	S	Opponent	Score	RPI	S	Opponent	Score
20	A	DePaul	69 85	28	A	Marquette	52 57	64	A	St. John's (NY)	67 62	114	A	Temple	69 74
20	H	DePaul	76 58	28	H	Marquette	61 47	64	H	St. John's (NY)	66 64	147	H	George Washington	56 68
				36	H	James Madison	52 56	68	H	Penn	70 58	186	A	Providence	74 63
				40	A	Drexel	52 54	71	A	Georgia	63 58	186	H	Providence	51 49
				45	A	Creighton	47 67	77	A	Seton Hall	61 55	188	H	Manhattan	63 51
				45	H	Creighton	42 58	77	H	Seton Hall	63 65	195	A	La Salle	77 69
								90	A	Fordham	73 66	199	A	American	54 76
								96	A	Butler	61 63	230	H	Saint Joseph's	60 44
								96	H	Butler	41 58	240	A	Georgetown	48 40
												240	H	Georgetown	74 53
												262	A	Xavier	55 54
												262	H	Xavier	66 54
LAST 10 Division I															
186	A	Providence	74 63	96	A	Butler	61 63								
45	A	Creighton	47 67	262	A	Xavier	55 54								
20	H	DePaul	76 58	77	H	Seton Hall	63 65								
28	H	Marquette	61 47	64	H	St. John's (NY)	66 64								
240	A	Georgetown	48 40	28	A	Marquette	52 57								

Non-Div I Games:

Villanova

Loss, Non-Conf, S Site, H Home A Away N Neutral

## Virginia

Through Games Of March 4, 2020

Average RPI Win:	120	WON-LOST	WINNING	LAST 10	STRENGTH OF	OPP. STRENGTH	TEAM	ADJ.	CONF.	ADJ CONF.
Average RPI Loss:	50	RECORD	PCT. RANK	GAMES	SCHEDULE	OF SCHEDULE	RPI	RPI	RPI	RPI
DIV. I ONLY	13- 16	201	6-4	2	35	58	58	5	5	
DIV. I NON-CONF.	5- 6	187	0	1	30	33	33	4	4	
TOTALS	RPI 1-25	RPI 26-50	W-L RECORDS	RPI 51-100	RPI 101-150	RPI 150+				
13- 16	2- 7	3- 4	OVERALL	1- 2	3- 3	4- 0				
9- 5	2- 2	2- 2	HOME	0- 0	3- 1	2- 0				
4- 10	0- 4	1- 2	AWAY	1- 2	0- 2	2- 0				
0- 1	0- 1	0- 0	NEUTRAL	0- 0	0- 0	0- 0				
5- 6	1- 3	2- 2	NON-CONFERENCE	0- 1	0- 0	2- 0				
3- 2	1- 1	2- 1	HOME	0- 0	0- 0	0- 0				
2- 3	0- 1	0- 1	AWAY	0- 1	0- 0	2- 0				
0- 1	0- 1	0- 0	NEUTRAL	0- 0	0- 0	0- 0				
8- 10	1- 4	1- 2	CONFERENCE	1- 1	3- 3	2- 0				
6- 3	1- 1	0- 1	HOME	0- 0	3- 1	2- 0				
2- 7	0- 3	1- 1	AWAY	1- 1	0- 2	0- 0				
0- 0	0- 0	0- 0	NEUTRAL	0- 0	0- 0	0- 0				

RPI 1-25				RPI 26-50				RPI 51-100 Team's RPI: 58				RPI 101+			
RPI	S	Opponent	Score	RPI	S	Opponent	Score	RPI	S	Opponent	Score	RPI	S	Opponent	Score
5	A	Louisville	56 71	26	H	Kentucky	47 50	63	A	Boston College	69 52	101	H	Syracuse	57 41
6	A	UConn	44 83	33	A	Virginia Tech	86 76	72	A	Georgia Tech	51 61	110	H	Miami (FL)	69 64
13	H	UCLA	62 73	33	H	Virginia Tech	61 69	82	A	Southern California	49 59	113	H	Notre Dame	90 60
14	N	Mississippi St.	59 72	36	H	James Madison	55 49					116	A	Wake Forest	56 62
21	A	NC State	60 80	38	A	Florida St.	55 63					146	A	North Carolina	68 78
21	H	NC State	64 75	42	A	Rutgers	63 73					146	H	North Carolina	47 65
23	H	Old Dominion	56 53	50	H	Bucknell	84 60					218	H	Clemson	70 54
24	A	Duke	47 62									221	A	UNLV	63 55
24	H	Duke	66 63									284	A	CSUN	72 47
												286	H	Pittsburgh	66 55
LAST 10 Division I															
21	H	NC State	64 75	38	A	Florida St.	55 63								
286	H	Pittsburgh	66 55	218	H	Clemson	70 54								
33	A	Virginia Tech	86 76	101	H	Syracuse	57 41								
24	A	Duke	47 62	146	A	North Carolina	68 78								
110	H	Miami (FL)	69 64	113	H	Notre Dame	90 60								

Non-Div I Games:

Virginia

■ Loss, 
■ Non-Conf, S Site, 
■ Home 
■ Away 
N Neutral

## Virginia Tech

Through Games Of March 4, 2020

Average RPI Win:	139	WON-LOST	WINNING	LAST 10	STRENGTH OF	OPP. STRENGTH	TEAM	ADJ.	CONF.	ADJ CONF.
Average RPI Loss:	42	RECORD	PCT. RANK	GAMES	SCHEDULE	OF SCHEDULE	RPI	RPI	RPI	RPI
DIV. I ONLY	21- 8	54	6-4	56	43	33	33	5	5	
DIV. I NON-CONF.	10- 1	20	0	117	93	28	28	4	4	
TOTALS	RPI 1-25	RPI 26-50	W-L RECORDS	RPI 51-100	RPI 101-150	RPI 150+				
21- 8	1- 4	1- 1	OVERALL	6- 2	6- 1	7- 0				
13- 2	1- 1	1- 0	HOME	3- 1	3- 0	5- 0				
5- 5	0- 3	0- 1	AWAY	1- 0	3- 1	1- 0				
3- 1	0- 0	0- 0	NEUTRAL	2- 1	0- 0	1- 0				
10- 1	0- 0	1- 0	NON-CONFERENCE	3- 1	1- 0	5- 0				
6- 0	0- 0	1- 0	HOME	1- 0	1- 0	3- 0				
1- 0	0- 0	0- 0	AWAY	0- 0	0- 0	1- 0				
3- 1	0- 0	0- 0	NEUTRAL	2- 1	0- 0	1- 0				
11- 7	1- 4	0- 1	CONFERENCE	3- 1	5- 1	2- 0				
7- 2	1- 1	0- 0	HOME	2- 1	2- 0	2- 0				
4- 5	0- 3	0- 1	AWAY	1- 0	3- 1	0- 0				
0- 0	0- 0	0- 0	NEUTRAL	0- 0	0- 0	0- 0				

RPI 1-25				RPI 26-50				Team's RPI: 33				RPI 51-100				RPI 101+			
RPI	S	Opponent	Score	RPI	S	Opponent	Score	RPI	S	Opponent	Score	RPI	S	Opponent	Score	RPI	S	Opponent	Score
5	A	Louisville	53 70	38	A	Florida St.	62 86	52	N	Belmont	60 58	101	A	Syracuse	65 67				
21	A	NC State	69 76	44	H	Purdue	67 54	58	A	Virginia	69 61	110	H	Miami (FL)	69 45				
21	H	NC State	59 71					58	H	Virginia	76 86	113	A	Notre Dame	68 62				
24	A	Duke	67 72					62	N	Rice	54 45	116	A	Wake Forest	73 62				
24	H	Duke	70 56					63	H	Boston College	70 49	131	H	Davidson	88 68				
								71	N	Georgia	72 77	146	A	North Carolina	72 63				
								72	H	Georgia Tech	64 61	146	H	North Carolina	76 70				
								99	H	Liberty	73 69	170	N	Wichita St.	84 63				
												174	H	Gardner-Webb	87 65				
												218	H	Clemson	71 50				
												247	A	George Mason	77 58				
												274	H	Saint Francis (PA)	105 41				
												286	H	Pittsburgh	68 56				
												315	H	UMES	86 43				
LAST 10 Division I																			
5	A	Louisville	53 70	72	H	Georgia Tech	64 61												
24	H	Duke	70 56	146	A	North Carolina	72 63												
58	H	Virginia	76 86	21	H	NC State	59 71												
113	A	Notre Dame	68 62	110	H	Miami (FL)	69 45												
116	A	Wake Forest	73 62	101	A	Syracuse	65 67												

Non-Div I Games:

Virginia Tech

■ Loss, 
 ■ Non-Conf, 
 ■ S Site, 
 ■ Home 
 ■ A Away 
 N Neutral

Average RPI Win: <b>318</b>	WON-LOST	WINNING	LAST 10	STRENGTH OF	OPP. STRENGTH	TEAM	ADJ.	CONF.	ADJ CONF.
Average RPI Loss: <b>182</b>	RECORD	PCT. RANK	GAMES	SCHEDULE	OF SCHEDULE	RPI	RPI	RPI	RPI
DIV. I ONLY	9- 18	274	4-6	249	338	300	300	30	30
DIV. I NON-CONF.	3- 7	252	0	66	279	216	216	30	30
TOTALS	RPI 1-25	RPI 26-50	W-L RECORDS	RPI 51-100	RPI 101-150	RPI 150+			
9- 18	0- 1	0- 0	OVERALL	0- 4	0- 5	9- 8			
7- 5	0- 0	0- 0	HOME	0- 1	0- 2	7- 2			
2- 13	0- 1	0- 0	AWAY	0- 3	0- 3	2- 6			
0- 0	0- 0	0- 0	NEUTRAL	0- 0	0- 0	0- 0			
3- 7	0- 1	0- 0	NON-CONFERENCE	0- 4	0- 1	3- 1			
3- 1	0- 0	0- 0	HOME	0- 1	0- 0	3- 0			
0- 6	0- 1	0- 0	AWAY	0- 3	0- 1	0- 1			
0- 0	0- 0	0- 0	NEUTRAL	0- 0	0- 0	0- 0			
6- 11	0- 0	0- 0	CONFERENCE	0- 0	0- 4	6- 7			
4- 4	0- 0	0- 0	HOME	0- 0	0- 2	4- 2			
2- 7	0- 0	0- 0	AWAY	0- 0	0- 2	2- 5			
0- 0	0- 0	0- 0	NEUTRAL	0- 0	0- 0	0- 0			

RPI 1-25				RPI 26-50				RPI 51-100				RPI 101+ Team's RPI: 300			
RPI	S	Opponent	Score	RPI	S	Opponent	Score	RPI	S	Opponent	Score	RPI	S	Opponent	Score
3	A	Maryland	56 <b>119</b>					54	A	Yale	68 <b>87</b>	108	A	Colgate	58 <b>74</b>
								85	H	Stony Brook	45 <b>66</b>	115	A	Robert Morris	47 <b>51</b>
								92	A	Rider	63 <b>77</b>	115	H	Robert Morris	35 <b>77</b>
								96	A	Butler	58 <b>74</b>	141	A	Mt. St. Mary's	63 <b>78</b>
												141	H	Mt. St. Mary's	52 <b>67</b>
												182	A	Merrimack	44 <b>55</b>
												259	A	Youngstown St.	42 <b>64</b>
												274	A	Saint Francis (PA)	50 <b>51</b>
												274	H	Saint Francis (PA)	55 50
												295	H	UMBC	67 60
												301	H	Sacred Heart	65 <b>79</b>
												316	A	St. Francis Brooklyn	74 53
												316	H	St. Francis Brooklyn	74 66
												318	A	Fairleigh Dickinson	53 <b>57</b>
												318	H	Fairleigh Dickinson	61 <b>62</b>
												323	H	Saint Peter's	90 89
												326	A	Bryant	58 45
												329	H	NJIT	61 59
												335	A	LIU Brooklyn	52 <b>66</b>
												335	H	LIU Brooklyn	63 61
												346	A	Central Conn. St.	63 <b>66</b>
												346	H	Central Conn. St.	63 56
LAST 10 Division I															
318	A	Fairleigh Dickinson	53 <b>57</b>	182	A	Merrimack	44 <b>55</b>								
335	A	LIU Brooklyn	52 <b>66</b>	115	H	Robert Morris	35 <b>77</b>								
316	A	St. Francis Brooklyn	74 53	274	H	Saint Francis (PA)	55 50								
346	H	Central Conn. St.	63 56	318	H	Fairleigh Dickinson	61 <b>62</b>								
141	H	Mt. St. Mary's	52 <b>67</b>	326	A	Bryant	58 45								

Non-Div I Games: Staten Island 81 57

Wagner

■ Loss, 
 ■ Non-Conf, 
 ■ S Site, 
 ■ H Home 
 ■ A Away 
 N Neutral

## Wake Forest

Through Games Of March 4, 2020

Average RPI Win:	149	WON-LOST	WINNING	LAST 10	STRENGTH OF	OPP. STRENGTH	TEAM	ADJ.	CONF.	ADJ CONF.
Average RPI Loss:	95	RECORD	PCT. RANK	GAMES	SCHEDULE	OF SCHEDULE	RPI	RPI	RPI	RPI
DIV. I ONLY	15- 15	170	3-7	65	70	116	116	5	5	
DIV. I NON-CONF.	7- 4	100	0	111	214	108	108	4	4	
TOTALS	RPI 1-25	RPI 26-50	W-L RECORDS	RPI 51-100	RPI 101-150	RPI 150+				
15- 15	1- 2	1- 3	OVERALL	2- 4	5- 4	6- 2				
9- 6	0- 0	0- 2	HOME	2- 1	3- 3	4- 0				
3- 9	1- 2	0- 1	AWAY	0- 3	0- 1	2- 2				
3- 0	0- 0	1- 0	NEUTRAL	0- 0	2- 0	0- 0				
7- 4	0- 0	1- 0	NON-CONFERENCE	0- 2	2- 1	4- 1				
4- 2	0- 0	0- 0	HOME	0- 1	1- 1	3- 0				
1- 2	0- 0	0- 0	AWAY	0- 1	0- 0	1- 1				
2- 0	0- 0	1- 0	NEUTRAL	0- 0	1- 0	0- 0				
8- 11	1- 2	0- 3	CONFERENCE	2- 2	3- 3	2- 1				
5- 4	0- 0	0- 2	HOME	2- 0	2- 2	1- 0				
2- 7	1- 2	0- 1	AWAY	0- 2	0- 1	1- 1				
1- 0	0- 0	0- 0	NEUTRAL	0- 0	1- 0	0- 0				

RPI 1-25				RPI 26-50				RPI 51-100				RPI 101+ Team's RPI: 116			
RPI	S	Opponent	Score	RPI	S	Opponent	Score	RPI	S	Opponent	Score	RPI	S	Opponent	Score
5	A	Louisville	61 75	33	H	Virginia Tech	62 73	53	H	Charlotte	65 77	101	H	Syracuse	65 60
21	A	NC State	45 59	38	A	Florida St.	67 78	58	H	Virginia	62 56	110	A	Miami (FL)	56 59
24	A	Duke	60 58	38	H	Florida St.	65 70	63	A	Boston College	54 67	110	H	Miami (FL)	63 79
				49	N	Dayton	78 59	64	A	St. John's (NY)	74 82	113	H	Notre Dame	71 75
								72	A	Georgia Tech	52 62	129	H	Campbell	74 46
								72	H	Georgia Tech	65 60	134	N	Florida	73 68
												138	H	UNC Greensboro	65 67
												146	H	North Carolina	82 79
												146	N	North Carolina	83 73
												177	A	Elon	69 57
												218	A	Clemson	66 52
												218	H	Clemson	63 58
												234	H	East Carolina	76 53
												261	H	Col. of Charleston	106 50
												269	H	UNCW	65 55
												286	A	Pittsburgh	48 53
												288	A	ETSU	60 67
LAST 10 Division I															
146	N	North Carolina	83 73	218	A	Clemson	66 52								
110	H	Miami (FL)	63 79	72	A	Georgia Tech	52 62								
146	H	North Carolina	82 79	113	H	Notre Dame	71 75								
38	A	Florida St.	67 78	63	A	Boston College	54 67								
33	H	Virginia Tech	62 73	286	A	Pittsburgh	48 53								

Non-Div I Games:

Wake Forest

■ Loss, 
 ■ Non-Conf, 
 ■ S Site, 
 ■ H Home 
 ■ A Away 
 N Neutral



Average RPI Win:	164	WON-LOST	WINNING	LAST 10	STRENGTH OF	OPP. STRENGTH	TEAM	ADJ.	CONF.	ADJ CONF.
Average RPI Loss:	68	RECORD	PCT. RANK	GAMES	SCHEDULE	OF SCHEDULE	RPI	RPI	RPI	RPI
DIV. I ONLY	13- 16	201	3-7	47	29	127	127	1	1	
DIV. I NON-CONF.	8- 3	68	0	238	211	148	148	2	2	
TOTALS	RPI 1-25	RPI 26-50	W-L RECORDS	RPI 51-100	RPI 101-150	RPI 150+				
13- 16	2- 5	0- 4	OVERALL	2- 1	3- 4	6- 2				
7- 9	1- 1	0- 2	HOME	2- 0	0- 4	4- 2				
3- 7	0- 4	0- 2	AWAY	0- 1	3- 0	0- 0				
3- 0	1- 0	0- 0	NEUTRAL	0- 0	0- 0	2- 0				
8- 3	1- 0	0- 0	NON-CONFERENCE	0- 0	1- 1	6- 2				
4- 3	0- 0	0- 0	HOME	0- 0	0- 1	4- 2				
1- 0	0- 0	0- 0	AWAY	0- 0	1- 0	0- 0				
3- 0	1- 0	0- 0	NEUTRAL	0- 0	0- 0	2- 0				
5- 13	1- 5	0- 4	CONFERENCE	2- 1	2- 3	0- 0				
3- 6	1- 1	0- 2	HOME	2- 0	0- 3	0- 0				
2- 7	0- 4	0- 2	AWAY	0- 1	2- 0	0- 0				
0- 0	0- 0	0- 0	NEUTRAL	0- 0	0- 0	0- 0				

RPI	S	Opponent	Score	RPI	S	Opponent	Score	RPI	S	Opponent	Score	RPI	S	Opponent	Score	Team's RPI: 127
2	A	Oregon	56 92	27	A	Arizona	53 64	81	H	Colorado	61 52	103	A	Washington St.	65 56	
7	A	Stanford	56 77	27	H	Arizona	58 66	82	A	Southern California	78 81	103	H	Washington St.	59 66	
7	H	Stanford	41 58	30	A	Arizona St.	68 72	82	H	Southern California	75 66	111	A	San Diego	65 47	
12	N	Iowa	70 63	30	H	Arizona St.	50 67					112	H	Utah	65 74	
13	A	UCLA	80 85									118	H	Vanderbilt	74 76	
13	H	UCLA	74 68									130	A	California	67 64	
17	A	Oregon St.	61 75									130	H	California	74 81	
												165	H	Tulane	62 64	
												206	H	San Francisco	73 54	
												223	H	Hawaii	50 62	
												251	H	CSU Bakersfield	80 49	
												253	N	Iona	65 34	
												264	N	Howard	75 58	
												308	H	Seattle U	78 46	
												322	H	Weber St.	94 41	
LAST 10 Division I																
2	A	Oregon	56 92	27	A	Arizona	53 64									
17	A	Oregon St.	61 75	81	H	Colorado	61 52									
13	H	UCLA	74 68	112	H	Utah	65 74									
82	H	Southern California	75 66	130	H	California	74 81									
30	A	Arizona St.	68 72	7	H	Stanford	41 58									

Non-Div I Games:

Washington

■ Loss, 
■ Non-Conf, 
■ S Site, 
■ H Home 
■ A Away 
N Neutral

Average RPI Win:	179	WON-LOST	WINNING	LAST 10	STRENGTH OF	OPP. STRENGTH	TEAM	ADJ.	CONF.	ADJ CONF.
Average RPI Loss:	38	RECORD	PCT. RANK	GAMES	SCHEDULE	OF SCHEDULE	RPI	RPI	RPI	RPI
DIV. I ONLY	11- 19	259	2-8	5	20	103	103	1	1	
DIV. I NON-CONF.	7- 5	131	0	26	88	71	71	2	2	
TOTALS	RPI 1-25	RPI 26-50	W-L RECORDS	RPI 51-100	RPI 101-150	RPI 150+				
11- 19	0- 10	0- 4	OVERALL	3- 2	3- 3	5- 0				
7- 8	0- 3	0- 2	HOME	2- 1	1- 2	4- 0				
3- 8	0- 4	0- 2	AWAY	1- 1	2- 1	0- 0				
1- 3	0- 3	0- 0	NEUTRAL	0- 0	0- 0	1- 0				
7- 5	0- 4	0- 0	NON-CONFERENCE	2- 0	0- 1	5- 0				
5- 1	0- 1	0- 0	HOME	1- 0	0- 0	4- 0				
1- 1	0- 0	0- 0	AWAY	1- 0	0- 1	0- 0				
1- 3	0- 3	0- 0	NEUTRAL	0- 0	0- 0	1- 0				
4- 14	0- 6	0- 4	CONFERENCE	1- 2	3- 2	0- 0				
2- 7	0- 2	0- 2	HOME	1- 1	1- 2	0- 0				
2- 7	0- 4	0- 2	AWAY	0- 1	2- 0	0- 0				
0- 0	0- 0	0- 0	NEUTRAL	0- 0	0- 0	0- 0				

RPI	S	Opponent	Score	RPI	S	Opponent	Score	RPI	S	Opponent	Score	RPI	S	Opponent	Score	Team's RPI: 103
1	N	South Carolina	53 68	27	A	Arizona	57 72	81	H	Colorado	69 59	110	A	Miami (FL)	68 74	
2	A	Oregon	57 88	27	H	Arizona	67 74	82	A	Southern California	63 74	112	H	Utah	66 78	
4	N	Baylor	66 89	30	A	Arizona St.	59 62	82	H	Southern California	60 66	127	A	Washington	66 59	
7	A	Stanford	58 77	30	H	Arizona St.	56 65	84	H	BYU	67 50	127	H	Washington	56 65	
7	H	Stanford	49 71					86	A	Boise St.	80 68	130	A	California	96 75	
10	H	Gonzaga	53 76									130	H	California	92 66	
13	A	UCLA	50 66									194	H	Pepperdine	85 48	
13	H	UCLA	62 70									254	N	Southern U.	69 54	
15	N	Indiana	44 78									276	H	UC Irvine	87 59	
17	A	Oregon St.	58 73									284	H	CSUN	71 61	
												327	H	Ark.-Pine Bluff	85 56	
LAST 10 Division I																
17	A	Oregon St.	58 73	30	A	Arizona St.	59 62									
2	A	Oregon	57 88	112	H	Utah	66 78									
82	H	Southern California	60 66	81	H	Colorado	69 59									
13	H	UCLA	62 70	7	H	Stanford	49 71									
27	A	Arizona	57 72	130	H	California	92 66									

Non-Div I Games:

Washington St.

■ Loss, 
■ Non-Conf, 
■ S Site, 
■ H Home 
■ A Away 
N Neutral

Average RPI Win: <b>275</b>	WON-LOST	WINNING	LAST 10	STRENGTH OF	OPP. STRENGTH	TEAM	ADJ.	CONF.	ADJ CONF.
Average RPI Loss: <b>173</b>	RECORD	PCT. RANK	GAMES	SCHEDULE	OF SCHEDULE	RPI	RPI	RPI	RPI
DIV. I ONLY	3- 25	338	0-10	200	217	322	322	18	18
DIV. I NON-CONF.	2- 7	288	0	182	190	264	264	17	17
TOTALS	RPI 1-25	RPI 26-50	W-L RECORDS	RPI 51-100	RPI 101-150	RPI 150+			
3- 25	0- 1	0- 0	OVERALL	0- 2	0- 6	3- 16			
1- 10	0- 0	0- 0	HOME	0- 1	0- 2	1- 7			
2- 15	0- 1	0- 0	AWAY	0- 1	0- 4	2- 9			
0- 0	0- 0	0- 0	NEUTRAL	0- 0	0- 0	0- 0			
2- 7	0- 1	0- 0	NON-CONFERENCE	0- 0	0- 4	2- 2			
1- 1	0- 0	0- 0	HOME	0- 0	0- 1	1- 0			
1- 6	0- 1	0- 0	AWAY	0- 0	0- 3	1- 2			
0- 0	0- 0	0- 0	NEUTRAL	0- 0	0- 0	0- 0			
1- 18	0- 0	0- 0	CONFERENCE	0- 2	0- 2	1- 14			
0- 9	0- 0	0- 0	HOME	0- 1	0- 1	0- 7			
1- 9	0- 0	0- 0	AWAY	0- 1	0- 1	1- 7			
0- 0	0- 0	0- 0	NEUTRAL	0- 0	0- 0	0- 0			

RPI 1-25				RPI 26-50				RPI 51-100				RPI 101+ Team's RPI: 322			
RPI	S	Opponent	Score	RPI	S	Opponent	Score	RPI	S	Opponent	Score	RPI	S	Opponent	Score
13	A	UCLA	45 <b>85</b>					67	A	Montana St.	52 <b>81</b>	112	A	Utah	46 <b>75</b>
								67	H	Montana St.	67 <b>102</b>	120	A	Idaho	50 <b>70</b>
												120	H	Idaho	57 <b>91</b>
												127	A	Washington	41 <b>94</b>
												135	A	Pacific	53 <b>76</b>
												140	H	Portland	59 <b>78</b>
												152	A	Montana	57 <b>85</b>
												152	H	Montana	46 <b>78</b>
												167	A	Idaho St.	41 <b>55</b>
												167	H	Idaho St.	54 <b>65</b>
												175	A	Northern Ariz.	61 <b>92</b>
												175	H	Northern Ariz.	82 <b>88</b>
												185	A	Southern Utah	66 <b>82</b>
												185	H	Southern Utah	71 <b>87</b>
												201	A	Portland St.	63 <b>88</b>
												201	H	Portland St.	57 <b>76</b>
												212	A	UTEP	51 <b>70</b>
												226	A	Northern Colo.	65 60
												226	H	Northern Colo.	65 <b>69</b>
												293	H	Utah Valley	72 46
												304	A	Sacramento St.	52 <b>58</b>
												304	H	Sacramento St.	67 <b>91</b>
												305	A	UC Riverside	64 54
												309	A	Eastern Wash.	53 <b>63</b>
												311	A	New Mexico St.	47 <b>77</b>
LAST 10 Division I															
120	H	Idaho	57 <b>91</b>	152	H	Montana	46 <b>78</b>								
201	A	Portland St.	63 <b>88</b>	175	A	Northern Ariz.	61 <b>92</b>								
185	A	Southern Utah	66 <b>82</b>	304	A	Sacramento St.	52 <b>58</b>								
167	A	Idaho St.	41 <b>55</b>	226	H	Northern Colo.	65 <b>69</b>								
67	H	Montana St.	67 <b>102</b>	185	H	Southern Utah	71 <b>87</b>								

Non-Div I Games:

Weber St.

# West Virginia

Through Games Of March 4, 2020

Average RPI Win:	151	WON-LOST	WINNING	LAST 10	STRENGTH OF	OPP. STRENGTH	TEAM	ADJ.	CONF.	ADJ CONF.
Average RPI Loss:	47	RECORD	PCT. RANK	GAMES	SCHEDULE	OF SCHEDULE	RPI	RPI	RPI	RPI
DIV. I ONLY	17- 11	111	4-6	43	39	56	56	3	3	
DIV. I NON-CONF.	10- 1	20	0	151	181	38	38	3	3	
TOTALS	RPI 1-25	RPI 26-50	W-L RECORDS	RPI 51-100	RPI 101-150	RPI 150+				
17- 11	1- 3	2- 3	OVERALL	2- 5	5- 0	7- 0				
9- 4	0- 1	2- 0	HOME	0- 3	2- 0	5- 0				
4- 6	1- 2	0- 2	AWAY	1- 2	2- 0	0- 0				
4- 1	0- 0	0- 1	NEUTRAL	1- 0	1- 0	2- 0				
10- 1	1- 0	0- 1	NON-CONFERENCE	1- 0	1- 0	7- 0				
5- 0	0- 0	0- 0	HOME	0- 0	0- 0	5- 0				
1- 0	1- 0	0- 0	AWAY	0- 0	0- 0	0- 0				
4- 1	0- 0	0- 1	NEUTRAL	1- 0	1- 0	2- 0				
7- 10	0- 3	2- 2	CONFERENCE	1- 5	4- 0	0- 0				
4- 4	0- 1	2- 0	HOME	0- 3	2- 0	0- 0				
3- 6	0- 2	0- 2	AWAY	1- 2	2- 0	0- 0				
0- 0	0- 0	0- 0	NEUTRAL	0- 0	0- 0	0- 0				

RPI 1-25				RPI 26-50				RPI 51-100				Team's RPI: 56				RPI 101+			
RPI	S	Opponent	Score	RPI	S	Opponent	Score	RPI	S	Opponent	Score	RPI	S	Opponent	Score	RPI	S	Opponent	Score
4	A	Baylor	51 91	45	N	Creighton	75 82	60	A	Oklahoma St.	57 60	101	N	Syracuse	71 69				
4	H	Baylor	39 64	46	A	Texas	44 50	60	H	Oklahoma St.	55 57	121	A	Kansas	68 49				
14	A	Mississippi St.	71 65	46	H	Texas	68 63	74	A	Kansas St.	74 63	121	H	Kansas	60 53				
19	A	TCU	60 73	48	A	Iowa St.	58 61	74	H	Kansas St.	55 56	142	A	Texas Tech	71 69				
				48	H	Iowa St.	79 71	80	A	Oklahoma	58 68	142	H	Texas Tech	67 60				
								80	H	Oklahoma	49 73	155	N	Norfolk St.	72 55				
								94	N	Michigan St.	63 57	179	H	Radford	74 37				
												187	H	Cornell	68 62				
												227	N	New Mexico	73 60				
												274	H	Saint Francis (PA)	74 45				
												303	H	Presbyterian	56 40				
												333	H	Coppin St.	82 47				
LAST 10 Division I																			
142	A	Texas Tech	71 69	142	H	Texas Tech	67 60												
48	A	Iowa St.	58 61	74	H	Kansas St.	55 56												
4	H	Baylor	39 64	60	A	Oklahoma St.	57 60												
121	H	Kansas	60 53	80	A	Oklahoma	58 68												
46	A	Texas	44 50	48	H	Iowa St.	79 71												

Non-Div I Games:

West Virginia

Loss, Non-Conf, S Site, H Home A Away N Neutral

## Western Caro.

## Through Games Of March 4, 2020

Average RPI Win:	287	WON-LOST	WINNING	LAST 10	STRENGTH OF	OPP. STRENGTH	TEAM	ADJ.	CONF.	ADJ CONF.
Average RPI Loss:	208	RECORD	PCT. RANK	GAMES	SCHEDULE	OF SCHEDULE	RPI	RPI	RPI	RPI
DIV. I ONLY	3- 24	333	2-8	275	328	343	343	27	27	
DIV. I NON-CONF.	1- 12	335	0	197	346	332	332	21	21	
TOTALS	RPI 1-25	RPI 26-50	W-L RECORDS	RPI 51-100	RPI 101-150	RPI 150+				
3- 24	0- 0	0- 0	OVERALL	0- 1	0- 5	3- 18				
2- 12	0- 0	0- 0	HOME	0- 1	0- 2	2- 9				
1- 12	0- 0	0- 0	AWAY	0- 0	0- 3	1- 9				
0- 0	0- 0	0- 0	NEUTRAL	0- 0	0- 0	0- 0				
1- 12	0- 0	0- 0	NON-CONFERENCE	0- 1	0- 3	1- 8				
1- 6	0- 0	0- 0	HOME	0- 1	0- 1	1- 4				
0- 6	0- 0	0- 0	AWAY	0- 0	0- 2	0- 4				
0- 0	0- 0	0- 0	NEUTRAL	0- 0	0- 0	0- 0				
2- 12	0- 0	0- 0	CONFERENCE	0- 0	0- 2	2- 10				
1- 6	0- 0	0- 0	HOME	0- 0	0- 1	1- 5				
1- 6	0- 0	0- 0	AWAY	0- 0	0- 1	1- 5				
0- 0	0- 0	0- 0	NEUTRAL	0- 0	0- 0	0- 0				

RPI S	Opponent	Score	RPI S	Opponent	Score	RPI S	Opponent	Score	RPI S	Opponent	Score	Team's RPI: 343
						83	H Coastal Caro.	43 66	129	H Campbell	40 61	
									131	A Davidson	51 101	
									138	A UNC Greensboro	43 54	
									138	H UNC Greensboro	61 72	
									146	A North Carolina	55 92	
									169	A Samford	53 70	
									169	H Samford	50 62	
									174	A Gardner-Webb	62 88	
									177	A Elon	24 68	
									192	A Chattanooga	61 53	
									192	H Chattanooga	52 59	
									197	H Cleveland St.	61 68	
									198	A Furman	53 69	
									198	H Furman	59 69	
									210	H Tennessee Tech	58 62	
									258	H UNC Asheville	47 64	
									261	A Col. of Charleston	62 73	
									265	H Winthrop	60 63	
									266	A Wofford	63 76	
									266	H Wofford	58 65	
									288	A ETSU	49 76	
									288	H ETSU	57 62	
									328	A Mercer	54 60	
									328	H Mercer	51 40	
									330	A USC Upstate	62 70	
									342	H Charleston So.	69 64	
LAST 10 Division I												
			169	A Samford	53 70		192	A Chattanooga	61 53			
			328	A Mercer	54 60		288	A ETSU	49 76			
			266	H Wofford	58 65		328	H Mercer	51 40			
			198	H Furman	59 69		169	H Samford	50 62			
			138	H UNC Greensboro	61 72		198	A Furman	53 69			

Non-Div I Games: Southern Wesleyan 70 37 UVa-Wise 64 55

Western Caro.

Loss, Non-Conf, S Site, H Home A Away N Neutral

Average RPI Win:	270	WON-LOST	WINNING	LAST 10	STRENGTH OF	OPP. STRENGTH	TEAM	ADJ.	CONF.	ADJ CONF.
Average RPI Loss:	108	RECORD	PCT. RANK	GAMES	SCHEDULE	OF SCHEDULE	RPI	RPI	RPI	RPI
DIV. I ONLY	12- 14	196	5-5	219	166	205	205	19	19	
DIV. I NON-CONF.	3- 7	252	0	172	70	239	239	18	18	
TOTALS	RPI 1-25	RPI 26-50	W-L RECORDS	RPI 51-100	RPI 101-150	RPI 150+				
12- 14	0- 1	0- 4	OVERALL	0- 4	1- 0	11- 5				
8- 3	0- 0	0- 2	HOME	0- 1	1- 0	7- 0				
4- 9	0- 1	0- 2	AWAY	0- 2	0- 0	4- 4				
0- 2	0- 0	0- 0	NEUTRAL	0- 1	0- 0	0- 1				
3- 7	0- 1	0- 2	NON-CONFERENCE	0- 2	1- 0	2- 2				
2- 1	0- 0	0- 1	HOME	0- 0	1- 0	1- 0				
1- 4	0- 1	0- 1	AWAY	0- 1	0- 0	1- 1				
0- 2	0- 0	0- 0	NEUTRAL	0- 1	0- 0	0- 1				
9- 7	0- 0	0- 2	CONFERENCE	0- 2	0- 0	9- 3				
6- 2	0- 0	0- 1	HOME	0- 1	0- 0	6- 0				
3- 5	0- 0	0- 1	AWAY	0- 1	0- 0	3- 3				
0- 0	0- 0	0- 0	NEUTRAL	0- 0	0- 0	0- 0				

RPI	S	Opponent	Score	RPI	S	Opponent	Score	RPI	S	Opponent	Score	RPI	S	Opponent	Score	Team's RPI: 205
25	A	Drake	75 94	29	A	South Dakota	51 88	61	A	Illinois St.	65 78	109	H	Southeast Mo. St.	97 91	
				29	H	South Dakota	65 96	73	A	South Dakota St.	45 75	166	A	Missouri	89 97	
				41	H	Bradley	49 84	73	H	South Dakota St.	48 89	208	N	Eastern Ill.	52 60	
				44	A	Purdue	59 66	100	N	Southern Ill.	65 79	214	A	Oral Roberts	60 71	
												214	H	Oral Roberts	75 61	
												219	A	North Dakota	71 77	
												219	H	North Dakota	91 74	
												229	A	Denver	78 84	
												229	H	Denver	82 75	
												267	A	North Dakota St.	79 78	
												267	H	North Dakota St.	86 79	
												273	H	Indiana St.	83 72	
												317	A	Omaha	83 69	
												317	H	Omaha	79 66	
												339	A	Purdue Fort Wayne	83 74	
												339	H	Purdue Fort Wayne	79 68	
												349	A	Chicago St.	88 78	
LAST 10 Division I																
				229	A	Denver	78 84	339	A	Purdue Fort Wayne	83 74					
				214	A	Oral Roberts	60 71	267	H	North Dakota St.	86 79					
				317	H	Omaha	79 66	73	H	South Dakota St.	48 89					
				219	H	North Dakota	91 74	219	A	North Dakota	71 77					
				29	A	South Dakota	51 88	317	A	Omaha	83 69					

Non-Div I Games: Culver-Stockton 82 76 Ill.-Springfield 91 51 Mo. Baptist 90 69

Western Ill.

Average RPI Win:	179	WON-LOST	WINNING	LAST 10	STRENGTH OF	OPP. STRENGTH	TEAM	ADJ.	CONF.	ADJ CONF.
Average RPI Loss:	90	RECORD	PCT. RANK	GAMES	SCHEDULE	OF SCHEDULE	RPI	RPI	RPI	RPI
DIV. I ONLY	20- 7	43	9-1	107	90	32	32	13	13	
DIV. I NON-CONF.	8- 3	68	0	98	18	36	36	16	16	
TOTALS	RPI 1-25	RPI 26-50	W-L RECORDS	RPI 51-100	RPI 101-150	RPI 150+				
20- 7	1- 2	0- 1	OVERALL	5- 2	1- 0	13- 2				
11- 0	1- 0	0- 0	HOME	3- 0	1- 0	6- 0				
8- 7	0- 2	0- 1	AWAY	2- 2	0- 0	6- 2				
1- 0	0- 0	0- 0	NEUTRAL	0- 0	0- 0	1- 0				
8- 3	1- 1	0- 1	NON-CONFERENCE	3- 0	0- 0	4- 1				
4- 0	1- 0	0- 0	HOME	2- 0	0- 0	1- 0				
3- 3	0- 1	0- 1	AWAY	1- 0	0- 0	2- 1				
1- 0	0- 0	0- 0	NEUTRAL	0- 0	0- 0	1- 0				
12- 4	0- 1	0- 0	CONFERENCE	2- 2	1- 0	9- 1				
7- 0	0- 0	0- 0	HOME	1- 0	1- 0	5- 0				
5- 4	0- 1	0- 0	AWAY	1- 2	0- 0	4- 1				
0- 0	0- 0	0- 0	NEUTRAL	0- 0	0- 0	0- 0				

RPI	S	Opponent	Score
5	A	Louisville	56 75
18	H	Central Mich.	93 58
23	A	Old Dominion	65 76

RPI	S	Opponent	Score
44	A	Purdue	50 67

Team's RPI: 32

RPI	S	Opponent	Score
51	A	Middle Tenn.	103 108
51	H	Middle Tenn.	71 63
52	H	Belmont	77 46
53	A	Charlotte	60 56
62	A	Rice	65 73
70	A	Ball St.	91 86
80	H	Oklahoma	74 63

RPI	S	Opponent	Score
126	H	UAB	69 65
169	A	Samford	88 84
191	A	Fla. Atlantic	69 56
191	H	Fla. Atlantic	68 59
196	A	Saint Mary's (CA)	73 80
203	H	Little Rock	77 58
207	A	Southern Miss.	81 65
212	H	UTEP	78 65
243	A	Marshall	74 65
243	H	Marshall	79 65
244	N	Tulsa	76 63
250	A	North Texas	54 61
275	A	Louisiana Tech	84 75
302	H	FIU	71 51
313	H	UTSA	85 57
328	A	Mercer	75 62

## LAST 10 Division I

51	A	Middle Tenn.	103 108	207	A	Southern Miss.	81 65
191	A	Fla. Atlantic	69 56	275	A	Louisiana Tech	84 75
243	H	Marshall	79 65	302	H	FIU	71 51
313	H	UTSA	85 57	191	H	Fla. Atlantic	68 59
212	H	UTEP	78 65	243	A	Marshall	74 65

Non-Div I Games:

Western Ky.

■ Loss, 
 ■ Non-Conf, S Site, 
 ■ Home 
 ■ Away 
 N Neutral

## Western Mich.

Through Games Of March 4, 2020

Average RPI Win:	209	WON-LOST	WINNING	LAST 10	STRENGTH OF	OPP. STRENGTH	TEAM	ADJ.	CONF.	ADJ CONF.
Average RPI Loss:	125	RECORD	PCT. RANK	GAMES	SCHEDULE	OF SCHEDULE	RPI	RPI	RPI	RPI
DIV. I ONLY	16- 11	123	6-4	214	134	136	136	10	10	
DIV. I NON-CONF.	6- 4	123	0	300	313	195	195	10	10	
TOTALS	RPI 1-25	RPI 26-50	W-L RECORDS	RPI 51-100	RPI 101-150	RPI 150+				
16- 11	0- 2	0- 1	OVERALL	1- 3	1- 0	14- 5				
8- 3	0- 1	0- 0	HOME	1- 0	1- 0	6- 2				
6- 7	0- 1	0- 1	AWAY	0- 2	0- 0	6- 3				
2- 1	0- 0	0- 0	NEUTRAL	0- 1	0- 0	2- 0				
6- 4	0- 0	0- 1	NON-CONFERENCE	0- 1	0- 0	6- 2				
2- 1	0- 0	0- 0	HOME	0- 0	0- 0	2- 1				
2- 2	0- 0	0- 1	AWAY	0- 0	0- 0	2- 1				
2- 1	0- 0	0- 0	NEUTRAL	0- 1	0- 0	2- 0				
10- 7	0- 2	0- 0	CONFERENCE	1- 2	1- 0	8- 3				
6- 2	0- 1	0- 0	HOME	1- 0	1- 0	4- 1				
4- 5	0- 1	0- 0	AWAY	0- 2	0- 0	4- 2				
0- 0	0- 0	0- 0	NEUTRAL	0- 0	0- 0	0- 0				

RPI 1-25				RPI 26-50				RPI 51-100				RPI 101+ Team's RPI: 136			
RPI	S	Opponent	Score	RPI	S	Opponent	Score	RPI	S	Opponent	Score	RPI	S	Opponent	Score
18	A	Central Mich.	60 76	39	A	Michigan	55 76	70	A	Ball St.	65 68	122	H	Buffalo	74 62
18	H	Central Mich.	70 80					85	N	Stony Brook	47 50	157	A	Loyola Chicago	70 60
								89	H	Ohio	73 72	159	A	Akron	56 51
								97	A	Kent St.	63 75	159	H	Akron	79 71
												160	A	Toledo	70 58
												160	H	Toledo	84 72
												180	A	Northern Ill.	68 65
												180	H	Northern Ill.	63 50
												183	A	Eastern Mich.	53 49
												183	H	Eastern Mich.	79 83
												191	H	Fla. Atlantic	79 80
												212	A	UTEP	46 76
												228	A	Miami (OH)	67 70
												229	N	Denver	79 70
												238	A	Bowling Green	63 72
												238	H	Bowling Green	69 55
												311	N	New Mexico St.	79 76
												331	H	Detroit Mercy	82 67
												340	A	UIC	80 52
												349	H	Chicago St.	90 69
LAST 10 Division I															
183	A	Eastern Mich.	53 49	180	A	Northern Ill.	68 65								
180	H	Northern Ill.	63 50	122	H	Buffalo	74 62								
18	A	Central Mich.	60 76	183	H	Eastern Mich.	79 83								
160	A	Toledo	70 58	228	A	Miami (OH)	67 70								
238	H	Bowling Green	69 55	70	A	Ball St.	65 68								

Non-Div I Games: Kentucky St. 80 41

Western Mich.

■ Loss, 
 ■ Non-Conf, 
 ■ S Site, 
 ■ Home 
 ■ A Away 
 N Neutral



Average RPI Win:	214	WON-LOST	WINNING	LAST 10	STRENGTH OF	OPP. STRENGTH	TEAM	ADJ.	CONF.	ADJ CONF.
Average RPI Loss:	113	RECORD	PCT. RANK	GAMES	SCHEDULE	OF SCHEDULE	RPI	RPI	RPI	RPI
DIV. I ONLY	15- 14	163	4-6	183	95	170	170	9	9	
DIV. I NON-CONF.	8- 5	117	0	186	175	138	138	9	9	
TOTALS	RPI 1-25	RPI 26-50	W-L RECORDS	RPI 51-100	RPI 101-150	RPI 150+				
15- 14	0- 2	0- 3	OVERALL	2- 3	2- 0	11- 6				
9- 6	0- 0	0- 0	HOME	1- 3	1- 0	7- 3				
5- 7	0- 2	0- 2	AWAY	0- 0	1- 0	4- 3				
1- 1	0- 0	0- 1	NEUTRAL	1- 0	0- 0	0- 0				
8- 5	0- 1	0- 2	NON-CONFERENCE	2- 1	0- 0	6- 1				
6- 1	0- 0	0- 0	HOME	1- 1	0- 0	5- 0				
1- 3	0- 1	0- 1	AWAY	0- 0	0- 0	1- 1				
1- 1	0- 0	0- 1	NEUTRAL	1- 0	0- 0	0- 0				
7- 9	0- 1	0- 1	CONFERENCE	0- 2	2- 0	5- 5				
3- 5	0- 0	0- 0	HOME	0- 2	1- 0	2- 3				
4- 4	0- 1	0- 1	AWAY	0- 0	1- 0	3- 2				
0- 0	0- 0	0- 0	NEUTRAL	0- 0	0- 0	0- 0				

RPI	S	Opponent	Score	RPI	S	Opponent	Score	RPI	S	Opponent	Score	RPI	S	Opponent	Score	Team's RPI: 170
6	A	UConn	55 83	33	N	Virginia Tech	63 84	67	N	Montana St.	66 64	114	A	Temple	85 75	
9	A	Missouri St.	55 68	37	A	UCF	50 95	69	H	South Fla.	50 56	114	H	Temple	72 70	
				45	A	Creighton	46 56	76	H	UNI	50 61	165	A	Tulane	69 68	
								79	H	Cincinnati	54 75	165	H	Tulane	56 61	
								80	H	Oklahoma	88 83	183	H	Eastern Mich.	63 52	
												202	H	Memphis	60 69	
												211	A	Houston	56 64	
												214	A	Oral Roberts	66 79	
												220	A	SMU	44 64	
												220	H	SMU	67 72	
												234	A	East Carolina	61 53	
												234	H	East Carolina	57 55	
												244	A	Tulsa	70 61	
												244	H	Tulsa	57 46	
												254	H	Southern U.	69 63	
												275	A	Louisiana Tech	88 80	
												321	H	Houston Baptist	59 42	
												327	H	Ark.-Pine Bluff	100 50	
												347	H	Grambling	77 65	
LAST 10 Division I																
37	A	UCF	50 95	202	H	Memphis	60 69									
79	H	Cincinnati	54 75	114	A	Temple	85 75									
244	A	Tulsa	70 61	234	H	East Carolina	57 55									
220	H	SMU	67 72	220	A	SMU	44 64									
165	A	Tulane	69 68	211	A	Houston	56 64									

Non-Div I Games:

Wichita St.

William & Mary

Through Games Of March 4, 2020

Average RPI Win:	231	WON-LOST	WINNING	LAST 10	STRENGTH OF	OPP. STRENGTH	TEAM	ADJ.	CONF.	ADJ CONF.
Average RPI Loss:	97	RECORD	PCT. RANK	GAMES	SCHEDULE	OF SCHEDULE	RPI	RPI	RPI	RPI
DIV. I ONLY	20- 7	43	8-2	289	132	107	107	14	14	
DIV. I NON-CONF.	9- 2	37	0	296	170	100	100	13	13	
TOTALS	RPI 1-25	RPI 26-50	W-L RECORDS	RPI 51-100	RPI 101-150	RPI 150+				
20- 7	0- 1	0- 3	OVERALL	1- 0	2- 2	17- 1				
9- 3	0- 1	0- 1	HOME	0- 0	1- 0	8- 1				
11- 4	0- 0	0- 2	AWAY	1- 0	1- 2	9- 0				
0- 0	0- 0	0- 0	NEUTRAL	0- 0	0- 0	0- 0				
9- 2	0- 1	0- 0	NON-CONFERENCE	1- 0	1- 1	7- 0				
4- 1	0- 1	0- 0	HOME	0- 0	0- 0	4- 0				
5- 1	0- 0	0- 0	AWAY	1- 0	1- 1	3- 0				
0- 0	0- 0	0- 0	NEUTRAL	0- 0	0- 0	0- 0				
11- 5	0- 0	0- 3	CONFERENCE	0- 0	1- 1	10- 1				
5- 2	0- 0	0- 1	HOME	0- 0	1- 0	4- 1				
6- 3	0- 0	0- 2	AWAY	0- 0	0- 1	6- 0				
0- 0	0- 0	0- 0	NEUTRAL	0- 0	0- 0	0- 0				

RPI 1-25				RPI 26-50				RPI 51-100				RPI 101+ Team's RPI: 107			
RPI	S	Opponent	Score	RPI	S	Opponent	Score	RPI	S	Opponent	Score	RPI	S	Opponent	Score
23	H	Old Dominion	58 69	36	A	James Madison	70 84	98	A	VCU	69 55	119	A	Richmond	73 76
				40	A	Drexel	74 84					147	A	George Washington	63 51
				40	H	Drexel	54 61					150	A	Northeastern	55 61
												150	H	Northeastern	80 64
												155	H	Norfolk St.	65 56
												177	A	Elon	84 77
												177	H	Elon	74 61
												178	A	Delaware	78 60
												178	H	Delaware	68 58
												184	A	Towson	83 75
												234	A	East Carolina	78 68
												261	A	Col. of Charleston	80 74
												261	H	Col. of Charleston	85 60
												269	A	UNCW	63 55
												269	H	UNCW	55 72
												277	A	Delaware St.	73 52
												279	A	Army West Point	77 65
												295	H	UMBC	76 48
												315	H	UMES	78 50
												325	A	Hofstra	66 53
												325	H	Hofstra	71 42
												344	H	Hartford	61 44
LAST 10 Division I															
177	H	Elon	74 61	269	A	UNCW	63 55								
178	A	Delaware	78 60	261	A	Col. of Charleston	80 74								
40	A	Drexel	74 84	177	A	Elon	84 77								
325	H	Hofstra	71 42	40	H	Drexel	54 61								
150	H	Northeastern	80 64	178	H	Delaware	68 58								

Non-Div I Games:

William & Mary

Loss, Non-Conf, S Site, H Home A Away N Neutral

## Winthrop

## Through Games Of March 4, 2020

Average RPI Win:	281	WON-LOST	WINNING	LAST 10	STRENGTH OF	OPP. STRENGTH	TEAM	ADJ.	CONF.	ADJ CONF.
Average RPI Loss:	189	RECORD	PCT. RANK	GAMES	SCHEDULE	OF SCHEDULE	RPI	RPI	RPI	RPI
DIV. I ONLY	11- 17	238	2-8	261	322	265	265	25	25	
DIV. I NON-CONF.	3- 6	235	0	279	310	272	272	27	27	
TOTALS	RPI 1-25	RPI 26-50	W-L RECORDS	RPI 51-100	RPI 101-150	RPI 150+				
11- 17	0- 1	0- 1	OVERALL	0- 0	1- 3	10- 12				
5- 7	0- 0	0- 0	HOME	0- 0	1- 1	4- 6				
6- 9	0- 1	0- 1	AWAY	0- 0	0- 2	6- 5				
0- 1	0- 0	0- 0	NEUTRAL	0- 0	0- 0	0- 1				
3- 6	0- 1	0- 1	NON-CONFERENCE	0- 0	0- 0	3- 4				
0- 3	0- 0	0- 0	HOME	0- 0	0- 0	0- 3				
3- 2	0- 1	0- 1	AWAY	0- 0	0- 0	3- 0				
0- 1	0- 0	0- 0	NEUTRAL	0- 0	0- 0	0- 1				
8- 11	0- 0	0- 0	CONFERENCE	0- 0	1- 3	7- 8				
5- 4	0- 0	0- 0	HOME	0- 0	1- 1	4- 3				
3- 7	0- 0	0- 0	AWAY	0- 0	0- 2	3- 5				
0- 0	0- 0	0- 0	NEUTRAL	0- 0	0- 0	0- 0				

RPI 1-25				RPI 26-50				RPI 51-100				RPI 101+ Team's RPI: 265			
RPI	S	Opponent	Score	RPI	S	Opponent	Score	RPI	S	Opponent	Score	RPI	S	Opponent	Score
23	A	Old Dominion	44 68	26	A	Kentucky	36 91					129	A	Campbell	47 63
												129	H	Campbell	58 61
												133	A	Hampton	48 62
												133	H	Hampton	72 66
												174	A	Gardner-Webb	59 71
												174	H	Gardner-Webb	49 54
												176	A	High Point	61 94
												176	H	High Point	69 63
												179	A	Radford	53 54
												179	H	Radford	50 56
												253	H	Iona	61 68
												258	A	UNC Asheville	55 65
												258	H	UNC Asheville	43 50
												261	H	Col. of Charleston	73 84
												266	N	Wofford	59 60
												269	A	UNCW	75 63
												271	A	Longwood	63 60
												271	H	Longwood	74 63
												299	H	Ga. Southern	47 91
												303	A	Presbyterian	54 88
												303	H	Presbyterian	61 54
												306	A	N.C. Central	56 46
												330	A	USC Upstate	52 38
												342	A	Charleston So.	58 53
												342	H	Charleston So.	56 46
												343	A	Western Caro.	63 60
LAST 10 Division I															
				303	A	Presbyterian	54 88					258	A	UNC Asheville	55 65
				179	H	Radford	50 56					133	A	Hampton	48 62
				271	A	Longwood	63 60					342	H	Charleston So.	56 46
				174	H	Gardner-Webb	49 54					176	A	High Point	61 94
				129	H	Campbell	58 61					258	H	UNC Asheville	43 50

Non-Div I Games:

Winthrop

■ Loss, 
 ■ Non-Conf, 
 ■ S Site, 
 ■ Home 
 ■ A Away 
 N Neutral

Average RPI Win:	207	WON-LOST	WINNING	LAST 10	STRENGTH OF	OPP. STRENGTH	TEAM	ADJ.	CONF.	ADJ CONF.
Average RPI Loss:	46	RECORD	PCT. RANK	GAMES	SCHEDULE	OF SCHEDULE	RPI	RPI	RPI	RPI
DIV. I ONLY	12- 18	233	2-8	41	51	143	143	2	2	
DIV. I NON-CONF.	8- 3	68	0	139	255	76	76	1	1	
TOTALS	RPI 1-25	RPI 26-50	W-L RECORDS	RPI 51-100	RPI 101-150	RPI 150+				
12- 18	0- 6	0- 6	OVERALL	2- 6	1- 0	9- 0				
7- 8	0- 3	0- 3	HOME	0- 2	1- 0	6- 0				
3- 9	0- 3	0- 2	AWAY	1- 4	0- 0	2- 0				
2- 1	0- 0	0- 1	NEUTRAL	1- 0	0- 0	1- 0				
8- 3	0- 0	0- 1	NON-CONFERENCE	1- 2	1- 0	6- 0				
6- 0	0- 0	0- 0	HOME	0- 0	1- 0	5- 0				
1- 2	0- 0	0- 0	AWAY	0- 2	0- 0	1- 0				
1- 1	0- 0	0- 1	NEUTRAL	1- 0	0- 0	0- 0				
4- 15	0- 6	0- 5	CONFERENCE	1- 4	0- 0	3- 0				
1- 8	0- 3	0- 3	HOME	0- 2	0- 0	1- 0				
2- 7	0- 3	0- 2	AWAY	1- 2	0- 0	1- 0				
1- 0	0- 0	0- 0	NEUTRAL	0- 0	0- 0	1- 0				

RPI	S	Opponent	Score	RPI	S	Opponent	Score	RPI	S	Opponent	Score	RPI	S	Opponent	Score	Team's RPI: 143
3	H	Maryland	56 85	31	N	Arkansas	64 68	70	N	Ball St.	67 56	139	H	North Florida	75 62	
8	H	Northwestern	66 82	39	H	Michigan	56 68	72	A	Georgia Tech	41 60	200	A	Illinois	73 64	
12	A	Iowa	71 97	42	A	Rutgers	43 63	81	A	Colorado	57 74	200	N	Illinois	71 55	
12	H	Iowa	78 85	42	H	Rutgers	61 64	87	A	Minnesota	72 62	208	H	Eastern Ill.	63 55	
15	A	Indiana	65 75	44	A	Purdue	61 72	87	H	Minnesota	64 73	215	H	Penn St.	71 65	
22	A	Ohio St.	74 82	44	H	Purdue	59 62	88	A	Nebraska	50 65	216	H	Milwaukee	71 40	
								88	H	Nebraska	71 72	266	H	Wofford	78 65	
								94	A	Michigan St.	52 69	267	A	North Dakota St.	64 63	
												297	H	Prairie View	68 42	
												320	H	Alabama St.	85 67	
LAST 10 Division I																
200	N	Illinois	71 55	44	H	Purdue	59 62									
42	A	Rutgers	43 63	22	A	Ohio St.	74 82									
8	H	Northwestern	66 82	87	H	Minnesota	64 73									
3	H	Maryland	56 85	200	A	Illinois	73 64									
12	A	Iowa	71 97	15	A	Indiana	65 75									

Non-Div I Games:

Wisconsin

■ Loss, 
■ Non-Conf, 
■ S Site, 
■ H Home 
■ A Away 
N Neutral

Wofford

Through Games Of March 4, 2020

Average RPI Win:	266	WON-LOST	WINNING	LAST 10	STRENGTH OF	OPP. STRENGTH	TEAM	ADJ.	CONF.	ADJ CONF.
Average RPI Loss:	184	RECORD	PCT. RANK	GAMES	SCHEDULE	OF SCHEDULE	RPI	RPI	RPI	RPI
DIV. I ONLY	12- 14	196	6-4	311	269	266	266	27	27	
DIV. I NON-CONF.	4- 8	235	0	220	288	284	284	21	21	
TOTALS	RPI 1-25	RPI 26-50	W-L RECORDS	RPI 51-100	RPI 101-150	RPI 150+				
12- 14	0- 0	0- 0	OVERALL	0- 1	1- 4	11- 9				
8- 5	0- 0	0- 0	HOME	0- 1	1- 0	7- 4				
3- 9	0- 0	0- 0	AWAY	0- 0	0- 4	3- 5				
1- 0	0- 0	0- 0	NEUTRAL	0- 0	0- 0	1- 0				
4- 8	0- 0	0- 0	NON-CONFERENCE	0- 1	0- 3	4- 4				
3- 3	0- 0	0- 0	HOME	0- 1	0- 0	3- 2				
0- 5	0- 0	0- 0	AWAY	0- 0	0- 3	0- 2				
1- 0	0- 0	0- 0	NEUTRAL	0- 0	0- 0	1- 0				
8- 6	0- 0	0- 0	CONFERENCE	0- 0	1- 1	7- 5				
5- 2	0- 0	0- 0	HOME	0- 0	1- 0	4- 2				
3- 4	0- 0	0- 0	AWAY	0- 0	0- 1	3- 3				
0- 0	0- 0	0- 0	NEUTRAL	0- 0	0- 0	3- 0				

RPI S	Opponent	Score	RPI S	Opponent	Score	RPI S	Opponent	Score	RPI S	Opponent	Score	Team's RPI: 266
						83 H	Coastal Caro.	73 78	105 A	Auburn	82 84	
									121 A	Kansas	64 83	
									138 A	UNC Greensboro	45 49	
									138 H	UNC Greensboro	66 61	
									143 A	Wisconsin	65 78	
									169 A	Samford	69 63	
									169 H	Samford	58 74	
									174 A	Gardner-Webb	53 67	
									181 A	Northern Ky.	72 80	
									192 A	Chattanooga	76 80	
									192 H	Chattanooga	49 51	
									198 A	Furman	56 62	
									198 H	Furman	66 62	
									246 H	Appalachian St.	51 54	
									258 H	UNC Asheville	75 38	
									265 N	Winthrop	60 59	
									271 H	Longwood	79 76	
									288 A	ETSU	76 47	
									288 H	ETSU	86 62	
									299 H	Ga. Southern	57 70	
									303 H	Presbyterian	67 60	
									328 A	Mercer	53 54	
									328 H	Mercer	77 49	
									343 A	Western Caro.	65 58	
									343 H	Western Caro.	76 63	
LAST 10 Division I												
			198 A	Furman	56 62		169 A	Samford	69 63			
			343 A	Western Caro.	65 58		328 A	Mercer	53 54			
			138 A	UNC Greensboro	45 49		198 H	Furman	66 62			
			192 H	Chattanooga	49 51		138 H	UNC Greensboro	66 61			
			288 H	ETSU	86 62		343 H	Western Caro.	76 63			

Non-Div I Games: Brevard 82 34 Erskine 100 38 UNKNOWN 89 38

Wofford

Loss, Non-Conf, S Site, H Home A Away N Neutral

Average RPI Win: 258		WON-LOST	WINNING	LAST 10	STRENGTH OF	OPP. STRENGTH	TEAM	ADJ.	CONF.	ADJ CONF.
Average RPI Loss: 127		RECORD	PCT. RANK	GAMES	SCHEDULE	OF SCHEDULE	RPI	RPI	RPI	RPI
DIV. I ONLY		18- 11	98	7-3	269	210	156	156	22	22
DIV. I NON-CONF.		4- 6	212	0	216	53	198	198	22	22
TOTALS	RPI 1-25	RPI 26-50		W-L RECORDS	RPI 51-100		RPI 101-150		RPI 150+	
18- 11	0- 0	0- 2		OVERALL	0- 3		1- 3		17- 3	
8- 4	0- 0	0- 0		HOME	0- 2		0- 1		8- 1	
9- 5	0- 0	0- 2		AWAY	0- 1		1- 1		8- 1	
1- 2	0- 0	0- 0		NEUTRAL	0- 0		0- 1		1- 1	
4- 6	0- 0	0- 2		NON-CONFERENCE	0- 1		0- 2		4- 1	
1- 1	0- 0	0- 0		HOME	0- 1		0- 0		1- 0	
2- 3	0- 0	0- 2		AWAY	0- 0		0- 1		2- 0	
1- 2	0- 0	0- 0		NEUTRAL	0- 0		0- 1		1- 1	
14- 5	0- 0	0- 0		CONFERENCE	0- 2		1- 1		13- 2	
7- 3	0- 0	0- 0		HOME	0- 1		0- 1		7- 1	
7- 2	0- 0	0- 0		AWAY	0- 1		1- 0		6- 1	
0- 0	0- 0	0- 0		NEUTRAL	0- 0		0- 0		0- 0	

[illegible]

Non-Div I Games:	Marian (IN)	64	60
------------------	-------------	----	----

Wright St.

Loss, Non-Conf, S Site, H Home A Away N Neutral

## Wyoming

Through Games Of March 4, 2020

Average RPI Win: <b>232</b>	WON-LOST	WINNING	LAST 10	STRENGTH OF	OPP. STRENGTH	TEAM	ADJ.	CONF.	ADJ CONF.
Average RPI Loss: <b>153</b>	RECORD	PCT. RANK	GAMES	SCHEDULE	OF SCHEDULE	RPI	RPI	RPI	RPI
DIV. I ONLY	<b>16- 12</b>	<b>135</b>	<b>7-3</b>	<b>212</b>	<b>196</b>	<b>162</b>	<b>162</b>	<b>17</b>	<b>17</b>
DIV. I NON-CONF.	<b>3- 5</b>	<b>224</b>	<b>0</b>	<b>215</b>	<b>208</b>	<b>261</b>	<b>261</b>	<b>20</b>	<b>20</b>
TOTALS	RPI 1-25	RPI 26-50	W-L RECORDS	RPI 51-100	RPI 101-150	RPI 150+			
16- 12	0- 1	0- 0	OVERALL	2- 5	1- 0	13- 6			
9- 5	0- 1	0- 0	HOME	2- 1	1- 0	6- 3			
6- 6	0- 0	0- 0	AWAY	0- 3	0- 0	6- 3			
1- 1	0- 0	0- 0	NEUTRAL	0- 1	0- 0	1- 0			
3- 5	0- 1	0- 0	NON-CONFERENCE	0- 2	0- 0	3- 2			
2- 3	0- 1	0- 0	HOME	0- 1	0- 0	2- 1			
1- 2	0- 0	0- 0	AWAY	0- 1	0- 0	1- 1			
0- 0	0- 0	0- 0	NEUTRAL	0- 0	0- 0	0- 0			
13- 7	0- 0	0- 0	CONFERENCE	2- 3	1- 0	10- 4			
7- 2	0- 0	0- 0	HOME	2- 0	1- 0	4- 2			
5- 4	0- 0	0- 0	AWAY	0- 2	0- 0	5- 2			
1- 1	0- 0	0- 0	NEUTRAL	0- 1	0- 0	1- 0			

RPI	S	Opponent	Score	RPI	S	Opponent	Score	RPI	S	Opponent	Score	RPI	S	Opponent	Score	Team's RPI: 162
10	H	Gonzaga	54 <b>65</b>					65	A	Fresno St.	59 <b>89</b>	149	H	San Jose St.	80 45	
								65	H	Fresno St.	64 55	196	H	Saint Mary's (CA)	69 67	
								73	A	South Dakota St.	40 <b>67</b>	221	A	UNLV	53 <b>65</b>	
								81	H	Colorado	56 <b>66</b>	226	H	Northern Colo.	44 <b>46</b>	
								86	A	Boise St.	48 <b>67</b>	227	A	New Mexico	73 66	
								86	H	Boise St.	73 68	227	H	New Mexico	71 <b>74</b>	
								86	N	Boise St.	71 <b>79</b>	229	A	Denver	57 <b>71</b>	
												232	A	Nevada	84 79	
												232	H	Nevada	83 59	
												241	A	San Diego St.	60 <b>67</b>	
												241	H	San Diego St.	81 67	
												267	A	North Dakota St.	66 57	
												270	A	Air Force	65 63	
												270	H	Air Force	68 52	
												278	A	Utah St.	65 54	
												278	H	Utah St.	64 45	
												278	N	Utah St.	64 59	
												290	A	Colorado St.	43 40	
												290	H	Colorado St.	49 <b>56</b>	
												351	H	Mississippi Val.	95 22	
LAST 10 Division I																
								86	N	Boise St.	71 <b>79</b>	278	H	Utah St.	64 45	
								278	N	Utah St.	64 59	290	A	Colorado St.	43 40	
								65	H	Fresno St.	64 55	227	H	New Mexico	71 <b>74</b>	
								232	A	Nevada	84 79	86	A	Boise St.	48 <b>67</b>	
								270	H	Air Force	68 52	149	H	San Jose St.	80 45	

Non-Div I Games: Colo. Christian 70 31

Wyoming

■ Loss, 
 ■ Non-Conf, S Site, 
 ■ Home 
 ■ Away 
 N Neutral

Average RPI Win:	179	WON-LOST	WINNING	LAST 10	STRENGTH OF	OPP. STRENGTH	TEAM	ADJ.	CONF.	ADJ CONF.
Average RPI Loss:	91	RECORD	PCT. RANK	GAMES	SCHEDULE	OF SCHEDULE	RPI	RPI	RPI	RPI
DIV. I ONLY	3- 26	342	1-9	28	78	262	262	6	6	
DIV. I NON-CONF.	1- 10	329	0	31	133	256	256	6	6	
TOTALS	RPI 1-25	RPI 26-50	W-L RECORDS	RPI 51-100	RPI 101-150	RPI 150+				
3- 26	0- 3	0- 4	OVERALL	0- 12	1- 3	2- 4				
2- 12	0- 1	0- 2	HOME	0- 6	1- 0	1- 3				
1- 12	0- 1	0- 2	AWAY	0- 6	0- 2	1- 1				
0- 2	0- 1	0- 0	NEUTRAL	0- 0	0- 1	0- 0				
1- 10	0- 1	0- 0	NON-CONFERENCE	0- 4	1- 3	0- 2				
1- 4	0- 0	0- 0	HOME	0- 2	1- 0	0- 2				
0- 4	0- 0	0- 0	AWAY	0- 2	0- 2	0- 0				
0- 2	0- 1	0- 0	NEUTRAL	0- 0	0- 1	0- 0				
2- 16	0- 2	0- 4	CONFERENCE	0- 8	0- 0	2- 2				
1- 8	0- 1	0- 2	HOME	0- 4	0- 0	1- 1				
1- 8	0- 1	0- 2	AWAY	0- 4	0- 0	1- 1				
0- 0	0- 0	0- 0	NEUTRAL	0- 0	0- 0	0- 0				

RPI S	Opponent	Score	RPI S	Opponent	Score	RPI S	Opponent	Score	RPI S	Opponent	Score	Team's RPI: 262
8 N	Northwestern	59 79	28 A	Marquette	48 61	64 A	St. John's (NY)	37 74	112 H	Utah	70 63	
20 A	DePaul	65 97	28 H	Marquette	60 80	64 H	St. John's (NY)	67 75	114 A	Temple	65 78	
20 H	DePaul	68 91	45 A	Creighton	55 62	70 A	Ball St.	49 70	115 A	Robert Morris	57 71	
			45 H	Creighton	62 76	75 A	Villanova	54 66	134 N	Florida	64 67	
						75 H	Villanova	54 55	156 H	Wright St.	74 86	
						77 A	Seton Hall	59 69	186 A	Providence	48 60	
						77 H	Seton Hall	61 83	186 H	Providence	61 42	
						79 H	Cincinnati	78 85	240 A	Georgetown	85 64	
						81 H	Colorado	53 62	240 H	Georgetown	50 63	
						92 A	Rider	57 64	287 H	Eastern Ky.	55 56	
						96 A	Butler	61 63				
						96 H	Butler	70 78				
LAST 10 Division I												
64 A	St. John's (NY)	37 74	28 A	Marquette	48 61							
77 A	Seton Hall	59 69	240 H	Georgetown	50 63							
45 H	Creighton	62 76	75 H	Villanova	54 55							
186 H	Providence	61 42	96 A	Butler	61 63							
20 A	DePaul	65 97	186 A	Providence	48 60							

Non-Div I Games:

Xavier

■ Loss, 
■ Non-Conf, 
■ S Site, 
■ H Home 
■ A Away 
N Neutral



Average RPI Win:	194	WON-LOST	WINNING	LAST 10	STRENGTH OF	OPP. STRENGTH	TEAM	ADJ.	CONF.	ADJ CONF.
Average RPI Loss:	63	RECORD	PCT. RANK	GAMES	SCHEDULE	OF SCHEDULE	RPI	RPI	RPI	RPI
DIV. I ONLY	17- 8	67	5-5	71	137	54	54	7	7	
DIV. I NON-CONF.	10- 3	57	0	171	212	63	63	8	8	
TOTALS	RPI 1-25	RPI 26-50	W-L RECORDS	RPI 51-100	RPI 101-150	RPI 150+				
17- 8	0- 3	0- 0	OVERALL	2- 2	3- 3	12- 0				
7- 4	0- 1	0- 0	HOME	0- 2	0- 1	7- 0				
9- 4	0- 2	0- 0	AWAY	1- 0	3- 2	5- 0				
1- 0	0- 0	0- 0	NEUTRAL	1- 0	0- 0	0- 0				
10- 3	0- 1	0- 0	NON-CONFERENCE	1- 1	2- 1	7- 0				
5- 1	0- 0	0- 0	HOME	0- 1	0- 0	5- 0				
4- 2	0- 1	0- 0	AWAY	0- 0	2- 1	2- 0				
1- 0	0- 0	0- 0	NEUTRAL	1- 0	0- 0	0- 0				
7- 5	0- 2	0- 0	CONFERENCE	1- 1	1- 2	5- 0				
2- 3	0- 1	0- 0	HOME	0- 1	0- 1	2- 0				
5- 2	0- 1	0- 0	AWAY	1- 0	1- 1	3- 0				
0- 0	0- 0	0- 0	NEUTRAL	0- 0	0- 0	0- 0				

RPI S	Opponent	Score	RPI S	Opponent	Score	RPI S	Opponent	Score	RPI S	Opponent	Score
11	A Princeton	49 64				64	H St. John's (NY)	66 80	106	A Columbia	85 60
11	H Princeton	39 55				65	N Fresno St.	87 67	106	H Columbia	65 74
13	A UCLA	65 100				68	A Penn	71 54	108	A Colgate	67 70
						68	H Penn	51 53	125	A Harvard	57 66
									146	A North Carolina	66 63
									150	A Northeastern	78 63
									172	A Dartmouth	67 47
									186	H Providence	82 79
									187	A Cornell	74 67
									187	H Cornell	65 51
									190	H Quinnipiac	63 59
									204	A Brown	73 40
									204	H Brown	79 72
									217	A UMass Lowell	67 59
									289	A LMU (CA)	81 65
									300	H Wagner	87 68
									301	H Sacred Heart	87 40
									328	H Mercer	68 60
LAST 10 Division I											
11	A Princeton	49 64	11	H Princeton	39 55						
68	A Penn	71 54	172	A Dartmouth	67 47						
106	H Columbia	65 74	125	A Harvard	57 66						
187	H Cornell	65 51	187	A Cornell	74 67						
68	H Penn	51 53	106	A Columbia	85 60						

Non-Div I Games:

Yale

■ Loss, 
 ■ Non-Conf, 
 S Site, 
 ■ Home 
 ■ Away 
 N Neutral

Average RPI Win:	268	WON-LOST	WINNING	LAST 10	STRENGTH OF	OPP. STRENGTH	TEAM	ADJ.	CONF.	ADJ CONF.
Average RPI Loss:	166	RECORD	PCT. RANK	GAMES	SCHEDULE	OF SCHEDULE	RPI	RPI	RPI	RPI
DIV. I ONLY	11- 17	238	2-8	226	291	259	259	22	22	
DIV. I NON-CONF.	5- 4	140	0	196	264	146	146	22	22	
TOTALS	RPI 1-25	RPI 26-50	W-L RECORDS	RPI 51-100	RPI 101-150	RPI 150+				
11- 17	0- 1	0- 0	OVERALL	1- 2	0- 3	10- 11				
7- 6	0- 0	0- 0	HOME	1- 1	0- 1	6- 4				
4- 11	0- 1	0- 0	AWAY	0- 1	0- 2	4- 7				
0- 0	0- 0	0- 0	NEUTRAL	0- 0	0- 0	0- 0				
5- 4	0- 1	0- 0	NON-CONFERENCE	0- 1	0- 1	5- 1				
3- 1	0- 0	0- 0	HOME	0- 1	0- 0	3- 0				
2- 3	0- 1	0- 0	AWAY	0- 0	0- 1	2- 1				
0- 0	0- 0	0- 0	NEUTRAL	0- 0	0- 0	0- 0				
6- 13	0- 0	0- 0	CONFERENCE	1- 1	0- 2	5- 10				
4- 5	0- 0	0- 0	HOME	1- 0	0- 1	3- 4				
2- 8	0- 0	0- 0	AWAY	0- 1	0- 1	2- 6				
0- 0	0- 0	0- 0	NEUTRAL	0- 0	0- 0	0- 0				

RPI 1-25				RPI 26-50				RPI 51-100				RPI 101+ Team's RPI: 259			
RPI	S	Opponent	Score	RPI	S	Opponent	Score	RPI	S	Opponent	Score	RPI	S	Opponent	Score
15	A	Indiana	56 93					78	A	IUPUI	69 77	115	A	Robert Morris	43 58
								78	H	IUPUI	75 73	117	A	Green Bay	51 71
								97	H	Kent St.	73 82	117	H	Green Bay	63 70
												156	A	Wright St.	41 91
												156	H	Wright St.	54 67
												159	A	Akron	62 91
												181	A	Northern Ky.	56 75
												181	H	Northern Ky.	55 59
												183	H	Eastern Mich.	79 77
												197	A	Cleveland St.	48 84
												197	A	Cleveland St.	52 60
												197	H	Cleveland St.	84 72
												216	A	Milwaukee	54 59
												216	H	Milwaukee	62 74
												274	A	Saint Francis (PA)	56 46
												285	A	Oakland	79 74
												285	H	Oakland	73 86
												287	A	Eastern Ky.	72 63
												300	H	Wagner	64 42
												331	A	Detroit Mercy	62 47
												331	H	Detroit Mercy	72 66
												337	H	Canisius	87 59
												340	A	UIC	53 59
												340	H	UIC	77 65
LAST 10 Division I															
197	A	Cleveland St.	48 84	197	H	Cleveland St.	84 72								
117	A	Green Bay	51 71	181	H	Northern Ky.	55 59								
216	A	Milwaukee	54 59	156	H	Wright St.	54 67								
285	H	Oakland	73 86	78	A	IUPUI	69 77								
331	H	Detroit Mercy	72 66	340	A	UIC	53 59								

Non-Div I Games: Lake Erie 83 48 Muskingum 92 46

Youngstown St.

Loss, Non-Conf, S Site, H Home A Away N Neutral