

RPI

Average RPI Win:	281	WON-LOST	WINNING	LAST 10	STRENGTH OF	OPP. STRENGTH	TEAM	ADJ.	CONF.	ADJ CONF.
Average RPI Loss:	168	RECORD	PCT. RANK	GAMES	SCHEDULE	OF SCHEDULE	RPI	RPI	RPI	RPI

DIV. I ONLY	11- 13	206	3- 7	289	301	255	255	26	26
DIV. I NON-CONF.	2- 4	239	0- 0	119	226	230	230	26	26
TOTALS	RPI 1-25	RPI 26-50	W-L RECORDS	RPI 51-100	RPI 101-999	RPI 201+			
11- 13	0- 0	0- 0	OVERALL	0- 2	11- 11	10- 5			
8- 3	0- 0	0- 0	HOME	0- 1	8- 2	7- 0			
2- 9	0- 0	0- 0	AWAY	0- 1	2- 8	2- 5			
1- 1	0- 0	0- 0	NEUTRAL	0- 0	1- 1	1- 0			
2- 4	0- 0	0- 0	NON-CONFERENCE	0- 1	2- 3	1- 1			
1- 1	0- 0	0- 0	HOME	0- 1	1- 0	0- 0			
0- 2	0- 0	0- 0	AWAY	0- 0	0- 2	0- 1			
1- 1	0- 0	0- 0	NEUTRAL	0- 0	1- 1	1- 0			
9- 9	0- 0	0- 0	CONFERENCE	0- 1	9- 8	9- 4			
7- 2	0- 0	0- 0	HOME	0- 0	7- 2	7- 0			
2- 7	0- 0	0- 0	AWAY	0- 1	2- 6	2- 4			
0- 0	0- 0	0- 0	NEUTRAL	0- 0	0- 0	0- 0			

RPI S Opponent	Score	RPI S Opponent	Score	RPI S Opponent	Score	RPI S Opponent	Score	Team's RPI: 255
				52 H FGCU	55 94	113 A SFA	55 66	
				89 A Lamar University	71 77	113 H SFA	52 78	
						126 A Central Ark.	45 63	
						126 H Central Ark.	61 73	
						137 N Radford	65 71	
						146 A Arkansas	65 79	
						151 H Idaho	82 72	
						213 A SMU	44 65	
						222 H New Orleans	80 70	
						226 A A&M-Corpus Christi	51 70	
						226 H A&M-Corpus Christi	61 59	
						230 A Nicholls St.	60 81	
						277 A McNeese	80 75	
						283 N Old Dominion	74 60	
						299 A Southeastern La.	76 78	
						299 H Southeastern La.	86 80	
						310 H Houston Baptist	80 68	
						312 A Incarnate Word	46 58	
						312 H Incarnate Word	58 56	
						335 A Sam Houston St.	75 72	
						335 H Sam Houston St.	83 65	
						336 H Northwestern St.	80 41	
LAST 12 Division I GAMES:								
312 A Incarnate Word	46 58	230 A Nicholls St.	60 81					
113 H SFA	52 78	335 A Sam Houston St.	75 72					
126 H Central Ark.	61 73	89 A Lamar University	71 77					
226 A A&M-Corpus Christi	51 70	226 H A&M-Corpus Christi	61 59					
299 A Southeastern La.	76 78	126 A Central Ark.	45 63					
312 H Incarnate Word	58 56	113 A SFA	55 66					

Non-Div I Games: Southwest (NM) 91 47 Schreiner 97 48 Howard Payne 88 46 Midwestern St. 88 67 Abilene Christian

Average RPI Win:	241	WON-LOST	WINNING	LAST 10	STRENGTH OF	OPP. STRENGTH	TEAM	ADJ.	CONF.	ADJ CONF.
Average RPI Loss:	154	RECORD	PCT. RANK	GAMES	SCHEDULE	OF SCHEDULE	RPI	RPI	RPI	RPI
DIV. I ONLY	5- 23	325	4- 6	133	165	289	289	16	16	
DIV. I NON-CONF.	0- 10	337	0- 0	93	256	312	312	14	14	

TOTALS	RPI 1-25	RPI 26-50	W-L RECORDS	RPI 51-100	RPI 101-999	RPI 201+				
5- 23	0- 1	0- 0	OVERALL	1- 5	4- 17	4- 5				
3- 11	0- 1	0- 0	HOME	1- 2	2- 8	2- 1				
2- 12	0- 0	0- 0	AWAY	0- 3	2- 9	2- 4				
0- 0	0- 0	0- 0	NEUTRAL	0- 0	0- 0	0- 0				
0- 10	0- 1	0- 0	NON-CONFERENCE	0- 1	0- 8	0- 2				
0- 5	0- 1	0- 0	HOME	0- 0	0- 4	0- 0				
0- 5	0- 0	0- 0	AWAY	0- 1	0- 4	0- 2				
0- 0	0- 0	0- 0	NEUTRAL	0- 0	0- 0	0- 0				
5- 13	0- 0	0- 0	CONFERENCE	1- 4	4- 9	4- 3				
3- 6	0- 0	0- 0	HOME	1- 2	2- 4	2- 1				
2- 7	0- 0	0- 0	AWAY	0- 2	2- 5	2- 2				
0- 0	0- 0	0- 0	NEUTRAL	0- 0	0- 0	0- 0				

RPI 1-25				RPI 26-50				RPI 51-100				RPI 101+				Team's RPI: 289
RPI	S	Opponent	Score	RPI	S	Opponent	Score	RPI	S	Opponent	Score	RPI	S	Opponent	Score	
3	H	Louisville	50 62					75	A	Navy	64 71	120	A	Colorado St.	50 61	
								80	H	Wyoming	57 47	120	H	Colorado St.	39 40	
								82	A	New Mexico	49 57	133	A	Boise St.	46 49	
								82	H	New Mexico	59 88	133	H	Boise St.	47 58	
								87	A	UNLV	57 69	141	A	Fresno St.	48 64	
								87	H	UNLV	59 67	141	H	Fresno St.	58 64	
												142	H	Eastern Wash.	63 65	
												144	H	Colorado	43 68	
												147	A	Weber St.	52 62	
												162	A	SIUE	40 76	
												164	H	Army West Point	59 65	
												177	H	Denver	54 75	
												205	A	Nevada	60 70	
												269	A	San Diego St.	56 48	
												269	H	San Diego St.	61 51	
												281	A	San Jose St.	66 60	
												281	H	San Jose St.	74 75	
												300	A	FIU	69 70	
												304	A	Utah St.	55 57	
												304	H	Utah St.	57 50	
												321	A	Utah Valley	56 59	

LAST 12 Division I GAMES:																
281	A	San Jose St.	66 60	82	A	New Mexico	49 57									
80	H	Wyoming	57 47	120	A	Colorado St.	50 61									
304	A	Utah St.	55 57	269	H	San Diego St.	61 51									
269	A	San Diego St.	56 48	141	A	Fresno St.	48 64									
133	H	Boise St.	47 58	133	A	Boise St.	46 49									
87	H	UNLV	59 67	304	H	Utah St.	57 50									

Non-Div I Games: Colo. Christian 66 68

Air Force

Loss,
Non-Conf,
S Site,
H Home
A Away
N Neutral

Average RPI Win: 217

Average RPI Loss: 83

WON-LOST
RECORDWINNING
PCT. RANKLAST 10
GAMESSTRENGTH OF
SCHEDULEOPP. STRENGTH
OF SCHEDULETEAM
RPIADJ.
RPICONF.
RPIADJ CONF.
RPIDIV. I ONLY
DIV. I NON-CONF.8- 20
5- 5279
1703- 7
0- 063
8995
208218
167218
1678
88
8

TOTALS

RPI 1-25

RPI 26-50

W-L RECORDS

RPI 51-100

RPI 101-999

RPI 201+

8- 20

0- 4

0- 2

OVERALL

1- 8

7- 6

4- 2

6- 9

0- 3

0- 1

HOME

1- 2

5- 3

3- 1

1- 10

0- 1

0- 1

AWAY

0- 5

1- 3

1- 1

1- 1

0- 0

0- 0

NEUTRAL

0- 1

1- 0

0- 0

5- 5

0- 1

0- 0

NON-CONFERENCE

0- 4

5- 0

3- 0

4- 2

0- 1

0- 0

HOME

0- 1

4- 0

3- 0

0- 2

0- 0

0- 0

AWAY

0- 2

0- 0

0- 0

1- 1

0- 0

0- 0

NEUTRAL

0- 1

1- 0

0- 0

3- 15

0- 3

0- 2

CONFERENCE

1- 4

2- 6

1- 2

2- 7

0- 2

0- 1

HOME

1- 1

1- 3

0- 1

1- 8

0- 1

0- 1

AWAY

0- 3

1- 3

1- 1

0- 0

0- 0

0- 0

NEUTRAL

0- 0

0- 0

0- 0

RPI 1-25

RPI 26-50

RPI 51-100

RPI 101+

Team's RPI: 218

RPI	S	Opponent	Score
16	H	Maryland	54 75
19	A	Buffalo	71 85
19	H	Buffalo	66 89
20	H	Central Mich.	86 95

RPI	S	Opponent	Score
34	A	Ball St.	65 97
34	H	Ball St.	61 74

RPI	S	Opponent	Score
51	N	Harvard	63 76
52	H	FGCU	63 82
71	A	Toledo	54 60
73	A	Duquesne	60 66
83	A	Miami (OH)	67 75
83	H	Miami (OH)	50 77
90	A	Bucknell	52 63
100	A	Ohio	67 70
100	H	Ohio	62 59

RPI	S	Opponent	Score
104	A	Western Mich.	60 76
104	H	Western Mich.	51 59
134	H	Northern Ill.	61 84
145	H	Youngstown St.	75 58
160	A	Kent St.	55 60
160	H	Kent St.	75 60
162	N	SIUE	59 58
203	A	Bowling Green	63 84
203	H	Bowling Green	64 66
214	A	Eastern Mich.	77 65
299	H	Southeastern La.	66 54
314	H	Eastern Ky.	62 45
343	H	Winthrop	69 43

LAST 12 Division I GAMES:

100	H	Ohio	62 59	134	H	Northern Ill.	61 84
203	A	Bowling Green	63 84	104	A	Western Mich.	60 76
160	A	Kent St.	55 60	34	A	Ball St.	65 97
83	H	Miami (OH)	50 77	160	H	Kent St.	75 60
19	A	Buffalo	71 85	104	H	Western Mich.	51 59
214	A	Eastern Mich.	77 65	20	H	Central Mich.	86 95

Non-Div I Games: Ohio Christian 93 33

Akron

Loss, Non-Conf, S Site, H Home A Away N Neutral

Albama

Alabama

Alabama

Page 5

Average RPI Win:	311	WON-LOST	WINNING	LAST 10	STRENGTH OF	OPP. STRENGTH	TEAM	ADJ.	CONF.	ADJ CONF.
Average RPI Loss:	224	RECORD	PCT. RANK	GAMES	SCHEDULE	OF SCHEDULE	RPI	RPI	RPI	RPI
DIV. I ONLY	11- 18	237	3- 7	345	347	314	314	32	32	
DIV. I NON-CONF.	5- 6	187	0- 0	303	337	238	238	32	32	

TOTALS	RPI 1-25	RPI 26-50	W-L RECORDS	RPI 51-100	RPI 101-999	RPI 201+				
11- 18	0- 0	0- 0	OVERALL	0- 2	11- 16	11- 12				
6- 6	0- 0	0- 0	HOME	0- 0	6- 6	6- 5				
5- 11	0- 0	0- 0	AWAY	0- 0	5- 6	5- 5				
0- 1	0- 0	0- 0	NEUTRAL	0- 0	0- 1	0- 0				
5- 6	0- 0	0- 0	NON-CONFERENCE	0- 2	5- 4	5- 2				
2- 1	0- 0	0- 0	HOME	0- 0	2- 1	2- 1				
3- 4	0- 0	0- 0	AWAY	0- 2	3- 2	3- 1				
0- 1	0- 0	0- 0	NEUTRAL	0- 0	0- 1	0- 0				
6- 12	0- 0	0- 0	CONFERENCE	0- 0	6- 12	6- 10				
4- 5	0- 0	0- 0	HOME	0- 0	4- 5	4- 4				
2- 7	0- 0	0- 0	AWAY	0- 0	2- 7	2- 6				
0- 0	0- 0	0- 0	NEUTRAL	0- 0	0- 0	0- 0				

RPI 1-25				RPI 26-50				RPI 51-100				RPI 101+				Team's RPI: 314	
RPI	S	Opponent	Score	RPI	S	Opponent	Score	RPI	S	Opponent	Score	RPI	S	Opponent	Score		
								81	A	UAB	58	85	130	N	Hartford	47	56
								94	A	Al abama	32	90	161	A	Jacksonville St.	33	49
													179	A	Southern U.	62	77
													179	H	Southern U.	46	58
													221	A	Texas Southern	43	60
													221	H	Texas Southern	49	55
													232	A	Grambl ing	49	78
													232	H	Grambl ing	71	64
													245	A	Prai rie View	73	84
													245	H	Prai rie View	48	55
													248	H	Austin Peay	52	55
													261	A	Lipscomb	50	66
													290	A	Al corn	52	57
													290	H	Al corn	74	63
													294	H	Murray St.	71	54
													296	A	Jackson St.	43	59
													296	H	Jackson St.	58	68
													299	A	Southeastern La.	76	74
													300	A	FIU	58	51
													316	A	Al abama St.	78	69
													316	H	Al abama St.	44	55
													329	A	Tennessee St.	77	75
													333	A	Ark. -Pi ne Bl uff	48	57
													333	H	Ark. -Pi ne Bl uff	52	49
													341	A	Mi ssi ssi ppi Val .	57	49
													341	H	Mi ssi ssi ppi Val .	65	48
													349	H	Evansville	70	56
LAST 12 Di vi si on I GAMES:																	
296	H	Jackson St.	58	68	316	H	Al abama St.	44	55								
232	H	Grambl ing	71	64	341	A	Mi ssi ssi ppi Val .	57	49								
245	A	Prai rie View	73	84	333	A	Ark. -Pi ne Bl uff	48	57								
221	A	Texas Southern	43	60	245	H	Prai rie Vi ew	48	55								
179	H	Southern U.	46	58	221	H	Texas Southern	49	55								
290	H	Al corn	74	63	179	A	Southern U.	62	77								

Non-Div I Games:

Alabama A&M

Average RPI Win: 300	WON-LOST RECORD	WINNING PCT. RANK	LAST 10 GAMES	STRENGTH OF SCHEDULE	OPP. STRENGTH OF SCHEDULE	TEAM RPI	ADJ. RPI	CONF. RPI	ADJ CONF. RPI
Average RPI Loss: 196									
DIV. I ONLY	7- 21	296	3- 7	247	342	316	316	32	32
DIV. I NON-CONF.	1- 9	318	0- 0	31	166	259	259	32	32

TOTALS	RPI 1-25	RPI 26-50	W-L RECORDS	RPI 51-100	RPI 101-999	RPI 201+			
7- 21	0- 2	0- 1	OVERALL	0- 1	7- 17	6- 12			
5- 7	0- 0	0- 0	HOME	0- 0	5- 7	4- 5			
2- 13	0- 2	0- 1	AWAY	0- 1	2- 9	2- 7			
0- 1	0- 0	0- 0	NEUTRAL	0- 0	0- 1	0- 0			
1- 9	0- 2	0- 1	NON-CONFERENCE	0- 1	1- 5	1- 1			
1- 2	0- 0	0- 0	HOME	0- 0	1- 2	1- 0			
0- 6	0- 2	0- 1	AWAY	0- 1	0- 2	0- 1			
0- 1	0- 0	0- 0	NEUTRAL	0- 0	0- 1	0- 0			
6- 12	0- 0	0- 0	CONFERENCE	0- 0	6- 12	5- 11			
4- 5	0- 0	0- 0	HOME	0- 0	4- 5	3- 5			
2- 7	0- 0	0- 0	AWAY	0- 0	2- 7	2- 6			
0- 0	0- 0	0- 0	NEUTRAL	0- 0	0- 0	0- 0			

RPI 1-25				RPI 26-50				RPI 51-100				RPI 101+ Team's RPI: 316			
RPI	S	Opponent	Score	RPI	S	Opponent	Score	RPI	S	Opponent	Score	RPI	S	Opponent	Score
9	A	Tennessee	51 104	50	A	Miami (FL)	31 79	81	A	UAB	44 61	113	N	SFA	50 77
12	A	South Carolina	31 99									156	A	Samford	39 58
												165	H	South Ala.	47 59
												179	A	Southern U.	58 66
												179	H	Southern U.	58 56
												180	H	Troy	63 93
												206	A	Southern Miss.	35 72
												221	A	Texas Southern	48 76
												221	H	Texas Southern	39 71
												232	A	Grambling	71 93
												232	H	Grambling	52 73
												245	A	Prairie View	63 69
												245	H	Prairie View	70 68
												290	A	Alcorn	41 73
												290	H	Alcorn	57 65
												296	A	Jackson St.	61 70
												296	H	Jackson St.	50 69
												314	A	Alabama A&M	55 44
												314	H	Alabama A&M	69 78
												333	A	Ark.-Pine Bluff	53 55
												333	H	Ark.-Pine Bluff	63 54
												341	A	Mississippi Val.	70 62
												341	H	Mississippi Val.	76 41
												344	H	Savannah St.	81 61
LAST 12 Division I GAMES:															
232	H	Grambling	52 73	314	A	Alabama A&M	55 44								
296	H	Jackson St.	50 69	333	A	Ark.-Pine Bluff	53 55								
221	A	Texas Southern	48 76	341	A	Mississippi Val.	70 62								
245	A	Prairie View	63 69	221	H	Texas Southern	39 71								
290	H	Alcorn	57 65	245	H	Prairie View	70 68								
179	H	Southern U.	58 56	290	A	Alcorn	41 73								

Non-Div I Games: Mobile 61 50

Alabama St.

■ Loss,
 ■ Non-Conf,
 ■ S Site,
 ■ Home
 ■ A Away
 N Neutral

Average RPI Win:	223	WON-LOST	WINNING	LAST 10	STRENGTH OF	OPP. STRENGTH	TEAM	ADJ.	CONF.	ADJ CONF.
Average RPI Loss:	127	RECORD	PCT. RANK	GAMES	SCHEDULE	OF SCHEDULE	RPI	RPI	RPI	RPI
DIV. I ONLY	24- 7	36	6- 4	241	224	84	84	20	20	
DIV. I NON-CONF.	11- 2	22	0- 0	221	168	61	61	24	24	

TOTALS	RPI 1-25	RPI 26-50	W-L RECORDS	RPI 51-100	RPI 101-999	RPI 201+				
24- 7	0- 1	0- 0	OVERALL	2- 2	22- 4	12- 1				
12- 1	0- 0	0- 0	HOME	2- 1	10- 0	5- 0				
9- 5	0- 1	0- 0	AWAY	0- 1	9- 3	6- 1				
3- 1	0- 0	0- 0	NEUTRAL	0- 0	3- 1	1- 0				
11- 2	0- 1	0- 0	NON-CONFERENCE	1- 1	10- 0	6- 0				
4- 1	0- 0	0- 0	HOME	1- 1	3- 0	2- 0				
5- 1	0- 1	0- 0	AWAY	0- 0	5- 0	4- 0				
2- 0	0- 0	0- 0	NEUTRAL	0- 0	2- 0	0- 0				
13- 5	0- 0	0- 0	CONFERENCE	1- 1	12- 4	6- 1				
8- 0	0- 0	0- 0	HOME	1- 0	7- 0	3- 0				
4- 4	0- 0	0- 0	AWAY	0- 1	4- 3	2- 1				
1- 1	0- 0	0- 0	NEUTRAL	0- 0	1- 1	1- 0				

RPI 1-25				RPI 26-50				RPI 51-100				RPI 101+			
RPI	S	Opponent	Score	RPI	S	Opponent	Score	RPI	S	Opponent	Score	RPI	S	Opponent	Score
16	A	Maryland	58 91					72	H	St. John's (NY)	66 71	115	H	Dartmouth	76 61
								74	A	Maine	69 74	130	A	Hartford	55 70
								74	H	Maine	68 54	130	H	Hartford	66 53
								85	H	Fordham	59 52	130 N		Hartford	56 58
												134 N		Northern Ill.	97 91
												157	A	Binghamton	57 53
												157	H	Binghamton	63 46
												171 N		Southern Ill.	68 57
												173	A	New Hampshire	68 74
												173	H	New Hampshire	66 53
												187	A	Stony Brook	72 68
												187	H	Stony Brook	64 58
												197	A	Siena	78 63
												238	A	Holy Cross	65 56
												257	H	St. Bonaventure	69 52
												262	A	Manhattan	62 56
												284	A	Monmouth	68 44
												291	A	Vermont	57 62
												291	H	Vermont	67 55
												291 N		Vermont	60 42
												293	A	Central Conn. St.	72 60
												323	A	UMBC	78 75
												323	H	UMBC	79 45
												328	H	Wagner	89 44
												348	A	UMass Lowell I	61 52
												348	H	UMass Lowell I	93 60
LAST 12 Division I GAMES:															
				130 N		Hartford	56 58	291	A	Vermont	57 62				
				291 N		Vermont	60 42	348	H	UMass Lowell I	93 60				
				74	A	Maine	69 74	173	A	New Hampshire	68 74				
				157	A	Binghamton	57 53	187	H	Stony Brook	64 58				
				323	H	UMBC	79 45	291	H	Vermont	67 55				
				130	H	Hartford	66 53	323	A	UMBC	78 75				

Non-Div I Games:

Albany (NY)

■ Loss,
 ■ Non-Conf, S Site,
 ■ Home
 ■ Away
 N Neutral

**A
l
c
o
r
n**

A
l
c
o
r
n

■ Loss, ■ Non-Conf, S Site, H Home A Away N Neutral

Average RPI Win:	209	WON-LOST	WINNING	LAST 10	STRENGTH OF	OPP. STRENGTH	TEAM	ADJ.	CONF.	ADJ CONF.
Average RPI Loss:	82	RECORD	PCT. RANK	GAMES	SCHEDULE	OF SCHEDULE	RPI	RPI	RPI	RPI
DIV. I ONLY	23- 6	29	8- 2	182	153	53	53	15	15	
DIV. I NON-CONF.	7- 4	102	0- 0	225	82	103	103	18	18	
<hr/>										
TOTALS	RPI 1-25	RPI 26-50	W-L RECORDS	RPI 51-100	RPI 101-999	RPI 201+				
23- 6	0- 0	0- 1	OVERALL	3- 3	20- 2	13- 0				
13- 0	0- 0	0- 0	HOME	3- 0	10- 0	6- 0				
10- 5	0- 0	0- 0	AWAY	0- 3	10- 2	7- 0				
0- 1	0- 0	0- 1	NEUTRAL	0- 0	0- 0	0- 0				
7- 4	0- 0	0- 1	NON-CONFERENCE	1- 1	6- 2	3- 0				
4- 0	0- 0	0- 0	HOME	1- 0	3- 0	1- 0				
3- 3	0- 0	0- 0	AWAY	0- 1	3- 2	2- 0				
0- 1	0- 0	0- 1	NEUTRAL	0- 0	0- 0	0- 0				
16- 2	0- 0	0- 0	CONFERENCE	2- 2	14- 0	10- 0				
9- 0	0- 0	0- 0	HOME	2- 0	7- 0	5- 0				
7- 2	0- 0	0- 0	AWAY	0- 2	7- 0	5- 0				
0- 0	0- 0	0- 0	NEUTRAL	0- 0	0- 0	0- 0				

American

American

RPI S Opponent	Score	RPI S Opponent	Score	RPI S Opponent	Score	RPI S Opponent	Score
28 N Villanova	60 65	75 A Navy	49 76	107 A George Mason	53 71	114 A Delaware	56 72
		75 H Navy	46 41	145 H Youngstown St.	78 72	164 A Army West Point	64 46
		79 A George Washington	44 61	164 H Army West Point	71 63	177 H Denver	66 53
		90 A Bucknell I	52 57	194 A Tulsa	72 67	196 A Lehigh	60 44
		90 H Bucknell I	68 58	196 H Lehigh	82 64	229 A Boston U.	61 54
		93 H Penn St.	75 66	229 H Boston U.	66 50	235 A Loyola Maryland	71 58
				235 H Loyola Maryland	69 56	237 A Lafayette	74 67
				237 H Lafayette	74 66	238 A Holy Cross	68 63
				238 H Holy Cross	72 57	246 H La Salle	66 48
				287 A Colgate	77 55	287 H Colgate	67 44
				291 A Vermont	64 62	323 A UMBC	61 48
LAST 12 Division I GAMES:							
75 A Navy	49 76	235 H Loyola Maryland	69 56				
90 A Bucknell I	52 57	164 H Army West Point	71 63				
238 H Holy Cross	72 57	287 H Colgate	67 44				
237 H Lafayette	74 66	238 A Holy Cross	68 63				
229 A Boston U.	61 54	237 A Lafayette	74 67				
196 A Lehigh	60 44	229 H Boston U.	66 50				

Non-Div I Games:

American

■ Loss,
 ■ Non-Conf,
 ■ S Site,
 ■ Home
 ■ Away
 N Neutral

Average RPI Win:	274	WON-LOST	WINNING	LAST 10	STRENGTH OF	OPP. STRENGTH	TEAM	ADJ.	CONF.	ADJ CONF.
Average RPI Loss:	152	RECORD	PCT. RANK	GAMES	SCHEDULE	OF SCHEDULE	RPI	RPI	RPI	RPI
DIV. I ONLY	7- 22	299	2- 8	138	269	274	274	22	22	
DIV. I NON-CONF.	2- 9	295	0- 0	151	200	260	260	23	23	

TOTALS	RPI 1-25	RPI 26-50	W-L RECORDS	RPI 51-100	RPI 101-999	RPI 201+				
7- 22	0- 0	0- 0	OVERALL	0- 4	7- 18	6- 4				
4- 9	0- 0	0- 0	HOME	0- 3	4- 6	3- 1				
3- 13	0- 0	0- 0	AWAY	0- 0	3- 6	3- 2				
0- 0	0- 0	0- 0	NEUTRAL	0- 0	0- 0	0- 0				
2- 9	0- 0	0- 0	NON-CONFERENCE	0- 2	2- 7	2- 1				
0- 4	0- 0	0- 0	HOME	0- 2	0- 2	0- 0				
2- 5	0- 0	0- 0	AWAY	0- 0	2- 5	2- 1				
0- 0	0- 0	0- 0	NEUTRAL	0- 0	0- 0	0- 0				
5- 13	0- 0	0- 0	CONFERENCE	0- 2	5- 11	4- 3				
4- 5	0- 0	0- 0	HOME	0- 1	4- 4	3- 1				
1- 8	0- 0	0- 0	AWAY	0- 1	1- 7	1- 2				
0- 0	0- 0	0- 0	NEUTRAL	0- 0	0- 0	0- 0				

RPI 1-25				RPI 26-50				RPI 51-100				RPI 101+				Team's RPI: 274	
RPI	S	Opponent	Score	RPI	S	Opponent	Score	RPI	S	Opponent	Score	RPI	S	Opponent	Score		
								68	H	Georgia Tech	41 75	108	A	Wake Forest	49 78		
								81	H	UAB	59 70	109	H	ETSU	57 70		
								95	A	Little Rock	35 61	116	A	North Carolina	43 56		
								95	H	Little Rock	40 52	137	A	Radford	40 61		
												138	A	Texas St.	50 92		
												138	H	Texas St.	54 69		
												159	A	Louisiana	45 61		
												165	A	South Ala.	52 54		
												165	H	South Ala.	57 56		
												167	A	UT Arlington	48 49		
												167	H	UT Arlington	60 64		
												169	A	N.C. A&T	56 81		
												180	A	Troy	74 81		
												180	H	Troy	64 93		
												186	H	Davidson	57 59		
												208	A	Arkansas St.	52 69		
												208	H	Arkansas St.	68 66		
												225	A	UNC Asheville	60 69		
												228	A	Coastal Caro.	68 73		
												228	H	Coastal Caro.	51 66		
												263	A	Col. of Charleston	76 70		
												306	H	Georgia St.	77 62		
												313	A	Marshall	56 54		
												327	H	Ga. Southern	87 56		
												337	A	La. -Monroe	71 67		
LAST 12 Division I GAMES:																	
228	H	Coastal Caro.	51 66	138	A	Texas St.	50 92										
95	A	Little Rock	35 61	167	A	UT Arlington	48 49										
208	A	Arkansas St.	52 69	208	H	Arkansas St.	68 66										
180	H	Troy	64 93	95	H	Little Rock	40 52										
165	H	South Ala.	57 56	165	A	South Ala.	52 54										
228	A	Coastal Caro.	68 73	180	A	Troy	74 81										

Non-Div I Games:

Appalachian St.

Average RPI Win:	255	WON-LOST	WINNING	LAST 10	STRENGTH OF	OPP. STRENGTH	TEAM	ADJ.	CONF.	ADJ CONF.
Average RPI Loss:	103	RECORD	PCT. RANK	GAMES	SCHEDULE	OF SCHEDULE	RPI	RPI	RPI	RPI
DIV. I ONLY	6- 24	322	1- 9	128	76	276	276	5	5	
DIV. I NON-CONF.	4- 7	226	0- 0	341	302	335	335	3	3	

TOTALS	RPI 1-25	RPI 26-50	W-L RECORDS	RPI 51-100	RPI 101-999	RPI 201+				
6- 24	0- 5	0- 5	OVERALL	0- 4	6- 10	4- 5				
5- 10	0- 2	0- 2	HOME	0- 1	5- 5	3- 3				
1- 12	0- 3	0- 3	AWAY	0- 1	1- 5	1- 2				
0- 2	0- 0	0- 0	NEUTRAL	0- 2	0- 0	0- 0				
4- 7	0- 0	0- 0	NON-CONFERENCE	0- 1	4- 6	4- 5				
3- 3	0- 0	0- 0	HOME	0- 0	3- 3	3- 3				
1- 3	0- 0	0- 0	AWAY	0- 0	1- 3	1- 2				
0- 1	0- 0	0- 0	NEUTRAL	0- 1	0- 0	0- 0				
2- 17	0- 5	0- 5	CONFERENCE	0- 3	2- 4	0- 0				
2- 7	0- 2	0- 2	HOME	0- 1	2- 2	0- 0				
0- 9	0- 3	0- 3	AWAY	0- 1	0- 2	0- 0				
0- 1	0- 0	0- 0	NEUTRAL	0- 1	0- 0	0- 0				

RPI 1-25				RPI 26-50				RPI 51-100				RPI 101+ Team' s RPI: 276			
RPI	S	Opponent	Score	RPI	S	Opponent	Score	RPI	S	Opponent	Score	RPI	S	Opponent	Score
7	A	Oregon	44 62	42	A	Oregon St.	48 88	55	A	Arizona St.	50 75	110	A	Utah	55 89
7	H	Oregon	61 74	42	H	Oregon St.	40 65	55	H	Arizona St.	45 69	110	H	Utah	56 80
10	A	UCLA	46 69	45	A	Cal i forni a	39 63	55	N	Arizona St.	47 76	112	H	Washington St.	60 78
13	A	Stanford	42 79	45	H	Cal i forni a	51 53	69	N	TCU	59 68	143	A	Loyol a Marymount	70 84
13	H	Stanford	46 61	49	A	Southern Cal i forni a	52 78					144	A	Col orado	60 79
												144	H	Col orado	72 63
												200	H	Washington	72 70
												209	H	New Mexico St.	83 44
												216	A	CSUN	63 66
												251	H	Hawai i	60 65
												269	H	San Diego St.	67 78
												297	H	Long Beach St.	72 80
												304	A	Utah St.	65 49
												307	A	Northern Ari z.	66 84
												330	H	Southern Utah	76 74
												340	H	Iona	71 58
LAST 12 Di vi si on I GAMES:															
				55	N	Arizona St.	47 76	10	A	UCLA	46 69				
				7	H	Oregon	61 74	200	H	Washington	72 70				
				42	H	Oregon St.	40 65	112	H	Washington St.	60 78				
				55	H	Arizona St.	45 69	13	A	Stanford	42 79				
				55	A	Arizona St.	50 75	45	A	Cal i forni a	39 63				
				49	A	Southern Cal i forni a	52 78	110	H	Utah	56 80				

Non-Di v I Games:

Ari zona

Average RPI Win:	305	WON-LOST	WINNING	LAST 10	STRENGTH OF	OPP. STRENGTH	TEAM	ADJ.	CONF.	ADJ CONF.
Average RPI Loss:	215	RECORD	PCT. RANK	GAMES	SCHEDULE	OF SCHEDULE	RPI	RPI	RPI	RPI
DIV. I ONLY	6- 20	309	5- 5	320	337	333	333	32	32	
DIV. I NON-CONF.	0- 8	337	0- 0	187	76	333	333	32	32	

TOTALS	RPI 1-25	RPI 26-50	W-L RECORDS	RPI 51-100	RPI 101-999	RPI 201+				
6- 20	0- 1	0- 1	OVERALL	0- 1	6- 17	6- 13				
4- 5	0- 0	0- 0	HOME	0- 0	4- 5	4- 4				
2- 13	0- 0	0- 0	AWAY	0- 0	2- 0	2- 0				
0- 2	0- 0	0- 0	NEUTRAL	0- 0	0- 2	0- 1				
0- 8	0- 1	0- 1	NON-CONFERENCE	0- 1	0- 5	0- 3				
0- 0	0- 0	0- 0	HOME	0- 0	0- 0	0- 0				
0- 6	0- 1	0- 1	AWAY	0- 1	0- 3	0- 2				
0- 2	0- 0	0- 0	NEUTRAL	0- 0	0- 2	0- 1				
6- 12	0- 0	0- 0	CONFERENCE	0- 0	6- 12	6- 10				
4- 5	0- 0	0- 0	HOME	0- 0	4- 5	4- 4				
2- 7	0- 0	0- 0	AWAY	0- 0	2- 7	2- 6				
0- 0	0- 0	0- 0	NEUTRAL	0- 0	0- 0	0- 0				

RPI 1-25				RPI 26-50				RPI 51-100				RPI 101+				Team's RPI: 333
RPI	S	Opponent	Score	RPI	S	Opponent	Score	RPI	S	Opponent	Score	RPI	S	Opponent	Score	
21	A	Iowa	45 85	32	A	Dayton	43 81	59	A	Nebraska	52 73	179	A	Southern U.	46 59	
												179	H	Southern U.	52 71	
												188	N	Oakland	37 69	
												194	A	Tulsa	37 87	
												221	A	Texas Southern	52 58	
												221	H	Texas Southern	61 59	
												232	A	Grambling	63 73	
												232	H	Grambling	57 66	
												245	A	Prairie View	52 64	
												245	H	Prairie View	72 89	
												248	A	Austin Peay	61 97	
												252	A	Texas Tech	47 74	
												270	N	Towson	44 70	
												290	A	Alcorn	58 76	
												290	H	Alcorn	77 80	
												296	A	Jackson St.	66 60	
												296	H	Jackson St.	54 60	
												314	A	Alabama A&M	49 52	
												314	H	Alabama A&M	57 48	
												316	A	Alabama St.	54 63	
												316	H	Alabama St.	55 53	
												341	A	Mississippi Val.	64 59	
												341	H	Mississippi Val.	79 64	
LAST 12 Division I GAMES:																
341	H	Mississippi Val.	79 64	179	A	Southern U.	46 59	316	H	Alabama St.	55 53	296	A	Jackson St.	66 60	
296	A	Jackson St.	66 60	316	H	Alabama St.	55 53	314	H	Alabama A&M	57 48	232	A	Grambling	63 73	
232	A	Grambling	63 73	296	H	Jackson St.	54 60	232	H	Grambling	57 66	221	H	Texas Southern	61 59	
221	H	Texas Southern	61 59	232	H	Grambling	57 66	221	A	Texas Southern	52 58	245	H	Prairie View	72 89	
245	H	Prairie View	72 89									290	A	Alcorn	58 76	
290	A	Alcorn	58 76													

Non-Div I Games: Tougalo 71 51 Philander Smith 81 73

Ark. -Pine Bluff

Loss, Non-Conf, S Site, H Home A Away N Neutral

Arkansas												
Average RPI		Win: 183	WON-LOST	WINNING	LAST 10	STRENGTH OF	OPP. STRENGTH	TEAM	ADJ.	CONF.	ADJ CONF.	
Loss: 68			RECORD	PCT. RANK	GAMES	SCHEDULE	OF SCHEDULE	RPI	RPI	RPI	RPI	
DIV. I ONLY		13- 18	222	2- 8	69	50	146	146	2	2		
DIV. I NON-CONF.		9- 4	82	0- 0	172	216	80	80	2	2		

TOTALS		RPI 1-25		RPI 26-50		W-L RECORDS		RPI 51-100		RPI 101-999		RPI 201+
13- 18		0- 7		0- 2		OVERALL		1- 5		12- 4		4- 0
8- 7		0- 3		0- 1		HOME		0- 2		8- 1		3- 0
3- 10		0- 3		0- 1		AWAY		1- 3		2- 3		0- 0
2- 1		0- 1		0- 0		NEUTRAL		0- 0		2- 0		1- 0
9- 4		0- 0		0- 0		NON-CONFERENCE		0- 2		9- 2		4- 0
7- 0		0- 0		0- 0		HOME		0- 0		7- 0		3- 0
1- 4		0- 0		0- 0		AWAY		0- 2		1- 2		0- 0
1- 0		0- 0		0- 0		NEUTRAL		0- 0		1- 0		1- 0
4- 14		0- 7		0- 2		CONFERENCE		1- 3		3- 2		0- 0
1- 7		0- 3		0- 1		HOME		0- 2		1- 1		0- 0
2- 6		0- 3		0- 1		AWAY		1- 1		1- 1		0- 0
1- 1		0- 1		0- 0		NEUTRAL		0- 0		1- 0		0- 0

RPI 1-25				RPI 26-50				RPI 51-100				RPI 101+ Team's RPI: 146			
RPI	S	Opponent	Score	RPI	S	Opponent	Score	RPI	S	Opponent	Score	RPI	S	Opponent	Score
4	A	Mississippi St.	69 111	26	A	Georgia	65 78	55	A	Arizona St.	43 89	101	A	Auburn	68 58
9	H	Tennessee	85 90	27	H	LSU	57 62	59	A	Nebraska	69 80	150	A	Vanderbilt	73 78
12	A	South Carolina	42 90					86	A	Kentucky	57 78	150	N	Vanderbilt	88 76
15	H	Texas A&M	60 104					86	H	Kentucky	65 76	154	H	Charlotte	73 72
15	N	Texas A&M	52 82					94	A	Alabama	74 66	156	H	Samford	84 63
22	A	Missouri	54 88					94	H	Alabama	76 83	163	H	Ole Miss	73 72
22	H	Missouri	58 84									167	H	UT Arlington	91 57
												170	A	Oral Roberts	77 66
												175	H	Florida	51 65
												176	A	UTEP	61 64
												184	A	Kansas	60 71
												194	H	Tulsa	67 41
												209	N	New Mexico St.	69 60
												232	H	Grambling	79 62
												255	H	Abilene Christian	79 65
												335	H	Sam Houston St.	65 54

LAST 12 Division I GAMES:															
15	N	Texas A&M	52 82	22	H	Missouri	58 84								
150	N	Vanderbilt	88 76	9	H	Tennessee	85 90								
150	A	Vanderbilt	73 78	94	A	Alabama	74 66								
15	H	Texas A&M	60 104	86	H	Kentucky	65 76								
27	H	LSU	57 62	12	A	South Carolina	42 90								
86	A	Kentucky	57 78	22	A	Missouri	54 88								

Non-Div I Games:

Arkansas

Average RPI Win:	256	WON-LOST	WINNING	LAST 10	STRENGTH OF	OPP. STRENGTH	TEAM	ADJ.	CONF.	ADJ CONF.
Average RPI Loss:	142	RECORD	PCT. RANK	GAMES	SCHEDULE	OF SCHEDULE	RPI	RPI	RPI	RPI
DIV. I ONLY	15- 14	166	5- 5	298	174	208	208	22	22	
DIV. I NON-CONF.	5- 6	187	0- 0	168	67	171	171	23	23	

TOTALS	RPI 1-25	RPI 26-50	W-L RECORDS	RPI 51-100	RPI 101-999	RPI 201+				
15- 14	0- 1	0- 0	OVERALL	0- 4	15- 9	10- 2				
9- 5	0- 0	0- 0	HOME	0- 2	9- 3	6- 1				
6- 9	0- 1	0- 0	AWAY	0- 2	6- 6	4- 1				
0- 0	0- 0	0- 0	NEUTRAL	0- 0	0- 0	0- 0				
5- 6	0- 1	0- 0	NON-CONFERENCE	0- 2	5- 3	2- 0				
4- 1	0- 0	0- 0	HOME	0- 1	4- 0	2- 0				
1- 5	0- 1	0- 0	AWAY	0- 1	1- 3	0- 0				
0- 0	0- 0	0- 0	NEUTRAL	0- 0	0- 0	0- 0				
10- 8	0- 0	0- 0	CONFERENCE	0- 2	10- 6	8- 2				
5- 4	0- 0	0- 0	HOME	0- 1	5- 3	4- 1				
5- 4	0- 0	0- 0	AWAY	0- 1	5- 3	4- 1				
0- 0	0- 0	0- 0	NEUTRAL	0- 0	0- 0	0- 0				

RPI 1-25				RPI 26-50				RPI 51-100				RPI 101+				Team's RPI: 208
RPI	S	Opponent	Score	RPI	S	Opponent	Score	RPI	S	Opponent	Score	RPI	S	Opponent	Score	
14	A	South Fla.	55 98					54	A	Indiana	51 93	138	H	Texas St.	55 67	
								58	H	Belmont	52 83	155	H	UT Martin	84 73	
								95	A	Little Rock	43 53	159	A	Louisiana	53 60	
								95	H	Little Rock	58 64	159	H	Louisiana	75 77	
												163	A	Ole Miss	48 74	
												165	A	South Ala.	75 60	
												167	H	UT Arlington	85 80	
												175	A	Florida	70 69	
												176	H	UTEP	76 73	
												180	A	Troy	78 95	
												183	A	Pittsburgh	47 87	
												194	A	Tulsa	58 68	
												228	A	Coastal Caro.	70 63	
												228	H	Coastal Caro.	65 73	
												232	H	Grambling	76 56	
												274	A	Appalachian St.	66 68	
												274	H	Appalachian St.	69 52	
												306	A	Georgia St.	75 58	
												306	H	Georgia St.	76 63	
												327	A	Ga. Southern	71 62	
												327	H	Ga. Southern	69 48	
												329	H	Tennessee St.	68 62	
												337	A	La.-Monroe	80 73	
												337	H	La.-Monroe	76 62	
LAST 12 Division I GAMES:																
337	A	La.-Monroe	80 73	180	A	Troy	78 95									
159	A	Louisiana	53 60	327	H	Ga. Southern	69 48									
228	H	Coastal Caro.	65 73	306	H	Georgia St.	76 63									
274	H	Appalachian St.	69 52	274	A	Appalachian St.	66 68									
95	H	Little Rock	58 64	228	A	Coastal Caro.	70 63									
165	A	South Ala.	75 60	95	A	Little Rock	43 53									

Non-Div I Games:

Arkansas St.

Average RPI Win:	232	WON-LOST	WINNING	LAST 10	STRENGTH OF	OPP. STRENGTH	TEAM	ADJ.	CONF.	ADJ CONF.
Average RPI Loss:	138	RECORD	PCT. RANK	GAMES	SCHEDULE	OF SCHEDULE	RPI	RPI	RPI	RPI
DIV. I ONLY	15- 13	155	7- 3	179	221	164	164	15	15	
DIV. I NON-CONF.	6- 4	122	0- 0	220	300	145	145	18	18	

TOTALS	RPI 1-25	RPI 26-50	W-L RECORDS	RPI 51-100	RPI 101-999	RPI 201+				
15- 13	0- 1	0- 0	OVERALL	0- 6	15- 6	11- 4				
8- 6	0- 0	0- 0	HOME	0- 3	8- 3	5- 2				
7- 7	0- 1	0- 0	AWAY	0- 3	7- 3	6- 2				
0- 0	0- 0	0- 0	NEUTRAL	0- 0	0- 0	0- 0				
6- 4	0- 1	0- 0	NON-CONFERENCE	0- 0	6- 3	3- 2				
4- 1	0- 0	0- 0	HOME	0- 0	4- 1	2- 0				
2- 3	0- 1	0- 0	AWAY	0- 0	2- 2	1- 2				
0- 0	0- 0	0- 0	NEUTRAL	0- 0	0- 0	0- 0				
9- 9	0- 0	0- 0	CONFERENCE	0- 6	9- 3	8- 2				
4- 5	0- 0	0- 0	HOME	0- 3	4- 2	3- 2				
5- 4	0- 0	0- 0	AWAY	0- 3	5- 1	5- 0				
0- 0	0- 0	0- 0	NEUTRAL	0- 0	0- 0	0- 0				

RPI 1-25				RPI 26-50				RPI 51-100				RPI 101+				Team's RPI: 164
RPI	S	Opponent	Score	RPI	S	Opponent	Score	RPI	S	Opponent	Score	RPI	S	Opponent	Score	
24	A	Marquette	53 83					53	A	American	63 71	114	H	Delaware	59 70	
								53	H	American	46 64	115	H	Dartmouth	71 56	
								75	A	Navy	44 70	125	A	Yale	82 65	
								75	H	Navy	46 55	157	H	Binghamton	73 61	
								90	A	Bucknell	36 60	196	A	Lehigh	55 59	
								90	H	Bucknell	55 75	196	H	Lehigh	55 50	
												229	A	Boston U.	48 47	
												229	H	Boston U.	59 60	
												235	A	Loyola Maryl and	69 62	
												235	H	Loyola Maryl and	62 47	
												237	A	Lafayette	65 60	
												237	H	Lafayette	48 39	
												238	A	Holy Cross	66 57	
												238	H	Holy Cross	62 70	
												266	A	St. Francis Brooklyn	52 73	
												272	H	LIU Brooklyn	71 37	
												286	A	Fairleigh Dickinson	56 58	
												287	A	Colgate	62 54	
												287	H	Colgate	69 49	
												289	A	Air Force	65 59	
												338	H	NJIT	79 49	

LAST 12 Division I GAMES:																
				90	H	Bucknell	55 75	237	H	Lafayette	48 39					
				229	A	Boston U.	48 47	53	A	American	63 71					
				287	H	Colgate	69 49	235	H	Loyola Maryl and	62 47					
				196	H	Lehigh	55 50	287	A	Colgate	62 54					
				238	A	Holy Cross	66 57	196	A	Lehigh	55 59					
				75	H	Navy	46 55	238	H	Holy Cross	62 70					

Non-Div I Games: St. Joseph's (Brkln)107 46

Army West Point

Average RPI Win:	156	WON-LOST	WINNING	LAST 10	STRENGTH OF	OPP. STRENGTH	TEAM	ADJ.	CONF.	ADJ CONF.
Average RPI Loss:	54	RECORD	PCT. RANK	GAMES	SCHEDULE	OF SCHEDULE	RPI	RPI	RPI	RPI
DIV. I ONLY	13- 15	204	4- 6	40	24	101	101	2	2	
DIV. I NON-CONF.	8- 3	65	0- 0	183	111	81	81	2	2	

TOTALS	RPI 1-25	RPI 26-50	W-L RECORDS	RPI 51-100	RPI 101-999	RPI 201+				
13- 15	0- 7	1- 2	OVERALL	3- 3	9- 3	2- 0				
10- 3	0- 2	1- 0	HOME	1- 0	8- 1	2- 0				
2- 9	0- 4	0- 2	AWAY	1- 3	1- 0	0- 0				
1- 3	0- 1	0- 0	NEUTRAL	1- 0	0- 2	0- 0				
8- 3	0- 0	0- 0	NON-CONFERENCE	2- 1	6- 2	2- 0				
5- 0	0- 0	0- 0	HOME	0- 0	5- 0	2- 0				
2- 1	0- 0	0- 0	AWAY	1- 1	1- 0	0- 0				
1- 2	0- 0	0- 0	NEUTRAL	1- 0	0- 2	0- 0				
5- 12	0- 7	1- 2	CONFERENCE	1- 2	3- 1	0- 0				
5- 3	0- 2	1- 0	HOME	1- 0	3- 1	0- 0				
0- 8	0- 4	0- 2	AWAY	0- 2	0- 0	0- 0				
0- 1	0- 1	0- 0	NEUTRAL	0- 0	0- 0	0- 0				

RPI 1-25				RPI 26-50				RPI 51-100				RPI 101+				Team's RPI: 101
RPI	S	Opponent	Score	RPI	S	Opponent	Score	RPI	S	Opponent	Score	RPI	S	Opponent	Score	
4	A	Mississippi St.	61 82	26	A	Georgia	48 60	54	A	Indiana	65 53	105	N	Chattanooga	41 50	
9	A	Tennessee	59 70	27	A	LSU	56 59	67	A	Virginia Tech	63 72	124	H	Louisiana Tech	75 59	
9	N	Tennessee	61 64	27	H	LSU	70 62	86	A	Kentucky	48 65	146	H	Arkansas	58 68	
12	A	South Carolina	63 71					94	A	Alabama	60 70	150	H	Vanderbilt	63 60	
15	A	Texas A&M	59 78					94	H	Alabama	69 60	159	A	Louisiana	70 60	
15	H	Texas A&M	73 82					98	N	Georgetown	60 40	163	H	Ole Miss	60 55	
22	H	Missouri	51 59									169	H	N.C. A&T	63 53	
												174	N	Northwestern	48 49	
												175	H	Florida	84 55	
												179	H	Southern U.	65 47	
												299	H	Southeastern La.	80 46	
												337	H	La.-Monroe	67 41	

LAST 12 Division I GAMES:																
		9 N Tennessee	61 64			27 H LSU	70 62			15 A Texas A&M	59 78					
		163 H Ole Miss	60 55			86 A Kentucky	48 65			94 H Alabama	69 60					
		4 A Mississippi St.	61 82			26 A Georgia	48 60			27 A LSU	56 59					
		94 A Alabama	60 70													
		22 H Missouri	51 59													
		150 H Vanderbilt	63 60													

Non-Div I Games: Xavier (LA) 70 44

Auburn

Average RPI Win:	290	WON-LOST	WINNING	LAST 10	STRENGTH OF	OPP. STRENGTH	TEAM	ADJ.	CONF.	ADJ CONF.
Average RPI Loss:	165	RECORD	PCT. RANK	GAMES	SCHEDULE	OF SCHEDULE	RPI	RPI	RPI	RPI
DIV. I ONLY	14- 14	178	4- 6	334	275	248	248	25	25	
DIV. I NON-CONF.	5- 4	146	0- 0	324	316	210	210	27	27	

TOTALS	RPI 1-25	RPI 26-50	W-L RECORDS	RPI 51-100	RPI 101-999	RPI 201+				
14- 14	0- 0	0- 1	OVERALL	0- 2	14- 11	13- 3				
8- 4	0- 0	0- 0	HOME	0- 1	8- 3	7- 0				
6- 9	0- 0	0- 0	AWAY	0- 1	6- 1	6- 0				
0- 1	0- 0	0- 0	NEUTRAL	0- 0	0- 1	0- 0				
5- 4	0- 0	0- 1	NON-CONFERENCE	0- 1	5- 2	5- 1				
2- 1	0- 0	0- 0	HOME	0- 1	2- 0	2- 0				
3- 3	0- 0	0- 1	AWAY	0- 0	3- 2	3- 1				
0- 0	0- 0	0- 0	NEUTRAL	0- 0	0- 0	0- 0				
9- 10	0- 0	0- 0	CONFERENCE	0- 1	9- 9	8- 2				
6- 3	0- 0	0- 0	HOME	0- 0	6- 3	5- 0				
3- 6	0- 0	0- 0	AWAY	0- 1	3- 5	3- 2				
0- 1	0- 0	0- 0	NEUTRAL	0- 0	0- 1	0- 0				

RPI 1-25				RPI 26-50				RPI 51-100				RPI 101+				Team's RPI: 248
RPI	S	Opponent	Score	RPI	S	Opponent	Score	RPI	S	Opponent	Score	RPI	S	Opponent	Score	
				34	A	Ball St.	57 89	58	A	Belmont	75 78	123	A	Butler	54 75	
								96	H	Western Ill.	68 81	155	A	UT Martin	66 100	
												155	H	UT Martin	69 62	
												161	A	Jacksonville St.	47 65	
												161	H	Jacksonville St.	50 51	
												162	A	SIUE	55 67	
												162	H	SIUE	38 61	
												162	N	SIUE	43 76	
												191	H	Morehead St.	59 66	
												231	A	Southeast Mo. St.	61 50	
												231	H	Southeast Mo. St.	66 65	
												234	A	Illinois	47 59	
												254	A	Northern Ky.	53 52	
												261	A	Lipscomb	71 63	
												294	A	Murray St.	65 91	
												294	H	Murray St.	75 69	
												311	A	Tennessee Tech	59 63	
												311	H	Tennessee Tech	53 52	
												314	A	Alabama A&M	55 52	
												314	H	Eastern Ky.	59 45	
												329	A	Tennessee St.	75 59	
												333	H	Ark.-Pine Bluff	97 61	
												345	A	Eastern Ill.	75 66	
												345	H	Eastern Ill.	69 59	
												349	H	Evansville	82 73	
LAST 12 Division I GAMES:																
				162	N	SIUE	43 76	294	A	Murray St.	65 91					
				294	H	Murray St.	75 69	231	A	Southeast Mo. St.	61 50					
				162	A	SIUE	55 67	155	A	UT Martin	66 100					
				161	H	Jacksonville St.	50 51	191	H	Morehead St.	59 66					
				311	H	Tennessee Tech	53 52	314	H	Eastern Ky.	59 45					
				345	A	Eastern Ill.	75 66	58	A	Belmont	75 78					

Non-Div I Games: Christian Bros. 73 50 Trevecca Nazarene 80 72

Austin Peay

■ Loss,
 ■ Non-Conf,
 ■ S Site,
 ■ Home
 ■ A Away
 N Neutral

Average RPI Win:	217	WON-LOST	WINNING	LAST 10	STRENGTH OF	OPP. STRENGTH	TEAM	ADJ.	CONF.	ADJ CONF.
Average RPI Loss:	122	RECORD	PCT. RANK	GAMES	SCHEDULE	OF SCHEDULE	RPI	RPI	RPI	RPI
DIV. I ONLY	16- 14	157	4- 6	173	130	153	153	14	14	
DIV. I NON-CONF.	5- 6	187	0- 0	195	127	208	208	11	11	

TOTALS	RPI 1-25	RPI 26-50	W-L RECORDS	RPI 51-100	RPI 101-999	RPI 201+				
16- 14	0- 0	0- 5	OVERALL	1- 1	15- 8	9- 1				
11- 4	0- 0	0- 2	HOME	1- 0	10- 2	6- 1				
5- 9	0- 0	0- 3	AWAY	0- 1	5- 5	3- 0				
0- 1	0- 0	0- 0	NEUTRAL	0- 0	0- 1	0- 0				
5- 6	0- 0	0- 3	NON-CONFERENCE	0- 0	5- 3	3- 1				
4- 2	0- 0	0- 1	HOME	0- 0	4- 1	3- 1				
1- 4	0- 0	0- 2	AWAY	0- 0	1- 2	0- 0				
0- 0	0- 0	0- 0	NEUTRAL	0- 0	0- 0	0- 0				
11- 8	0- 0	0- 2	CONFERENCE	1- 1	10- 5	6- 0				
7- 2	0- 0	0- 1	HOME	1- 0	6- 1	3- 0				
4- 5	0- 0	0- 1	AWAY	0- 1	4- 3	3- 0				
0- 1	0- 0	0- 0	NEUTRAL	0- 0	0- 1	0- 0				

RPI S Opponent	RPI 1-25	RPI S Opponent	RPI 26-50	RPI S Opponent	RPI 51-100	RPI S Opponent	RPI 101+	Team's RPI: 153
	Score		Score		Score		Score	
		26 H Georgi a	63 79	78 A Saint Mary's (CA)	49 57	110 H Utah	77 68	
		36 A Gonzaga	37 62	78 H Saint Mary's (CA)	63 54	120 A Colorado St.	54 56	
		36 H Gonzaga	70 84			128 A San Franci sco	73 76	
		37 A Northern Colo.	74 79			128 H San Franci sco	70 66	
		45 A Cal i forn i a	45 70			142 A Eastern Wash.	73 69	
						143 A Loyol a Marymount	67 55	
						143 H Loyol a Marymount	62 52	
						172 A San Di ego	69 70	
						172 H San Di ego	60 66	
						172 N San Di ego	56 61	
						178 A Paci fi c	76 83	
						178 H Paci fi c	77 65	
						200 A Washi ngton	72 80	
						212 H Montana St.	75 54	
						236 A Pepperdi ne	73 67	
						236 H Pepperdi ne	78 43	
						288 A Santa Clara	55 34	
						288 H Santa Clara	65 47	
						304 H Utah St.	69 76	
						317 A Portland	72 58	
						317 H Portland	73 35	
						321 H Utah Valley	75 54	
						330 H Southern Utah	75 67	
LAST 12 Di vi si on I GAMES:								
		172 N San Di ego	56 61	288 A Santa Clara	55 34			
		36 A Gonzaga	37 62	36 H Gonzaga	70 84			
		317 H Portl and	73 35	143 H Loyol a Marymount	62 52			
		172 H San Di ego	60 66	178 A Paci fi c	76 83			
		236 H Pepperdi ne	78 43	78 H Saint Mary's (CA)	63 54			
		128 A San Franci sco	73 76	172 A San Di ego	69 70			

Non-Di v I Games:

BYU

Average RPI Win:	162	WON-LOST	WINNING	LAST 10	STRENGTH OF	OPP. STRENGTH	TEAM	ADJ.	CONF.	ADJ CONF.
Average RPI Loss:	46	RECORD	PCT. RANK	GAMES	SCHEDULE	OF SCHEDULE	RPI	RPI	RPI	RPI
DIV. I ONLY	23- 5	17	8- 2	122	87	34	34	8	8	
DIV. I NON-CONF.	10- 0	1	0- 0	186	120	21	21	8	8	

TOTALS	RPI 1-25	RPI 26-50	W-L RECORDS	RPI 51-100	RPI 101-999	RPI 201+				
23- 5	0- 3	0- 0	OVERALL	5- 2	18- 0	10- 0				
13- 2	0- 2	0- 0	HOME	4- 0	9- 0	6- 0				
10- 3	0- 1	0- 0	AWAY	1- 2	9- 0	4- 0				
0- 0	0- 0	0- 0	NEUTRAL	0- 0	0- 0	0- 0				
10- 0	0- 0	0- 0	NON-CONFERENCE	3- 0	7- 0	4- 0				
6- 0	0- 0	0- 0	HOME	2- 0	4- 0	3- 0				
4- 0	0- 0	0- 0	AWAY	1- 0	3- 0	1- 0				
0- 0	0- 0	0- 0	NEUTRAL	0- 0	0- 0	0- 0				
13- 5	0- 3	0- 0	CONFERENCE	2- 2	11- 0	6- 0				
7- 2	0- 2	0- 0	HOME	2- 0	5- 0	3- 0				
6- 3	0- 1	0- 0	AWAY	0- 2	6- 0	3- 0				
0- 0	0- 0	0- 0	NEUTRAL	0- 0	0- 0	0- 0				

RPI 1-25				RPI 26-50				Team's RPI: 34				RPI 51-100				RPI 101+			
RPI	S	Opponent	Score	RPI	S	Opponent	Score					RPI	S	Opponent	Score	RPI	S	Opponent	Score
19	H	Buffalo	80 84									56	H	Western Ky.	93 81	104	A	Western Mi ch.	81 71
20	A	Central Mich.	80 88									60	A	Purdue	66 60	104	H	Western Mi ch.	85 58
20	H	Central Mich.	65 69									71	A	Toledo	66 72	118	A	Cleveland St.	76 64
												71	H	Toledo	78 73	123	H	Butler	87 75
												83	H	Miami (OH)	86 61	134	A	Northern Ill.	72 50
												97	H	Missouri St.	70 58	134	H	Northern Ill.	81 72
												100	A	Ohio	76 80	150	A	Vanderbilt	88 79
																160	A	Kent St.	79 58
																203	A	Bowling Green	84 73
																203	H	Bowling Green	82 41
																214	A	Eastern Mich.	88 63
																214	H	Eastern Mich.	91 85
																218	A	Akron	74 61
																218	H	Akron	97 65
																231	H	Southeast Mo. St.	69 56
																248	H	Austin Peay	89 57
																261	H	Lipscomb	84 46
																329	A	Tennessee St.	85 65

LAST 12 Division I GAMES:																			
214	A	Eastern Mich.	88 63	214	H	Eastern Mich.	91 85					100	A	Ohio	76 80				
20	A	Central Mich.	80 88									218	H	Akron	97 65				
71	H	Toledo	78 73									134	H	Northern Ill.	81 72				
104	H	Western Mich.	85 58									203	H	Bowling Green	82 41				
134	A	Northern Ill.	72 50									160	A	Kent St.	79 58				
104	A	Western Mich.	81 71																

Non-Div I Games: Oakland City 126 55

Ball St.

Average RPI Win: 113
Average RPI Loss: 10

Average RPI	Win: 113	WON-LOST	WINNING	LAST 10	STRENGTH OF	OPP. STRENGTH	TEAM	ADJ.	CONF.	ADJ CONF.
Average RPI	Loss: 10	RECORD	PCT. RANK	GAMES	SCHEDULE	OF SCHEDULE	RPI	RPI	RPI	RPI
DIV. I ONLY		30- 1	3	10- 0	33	28	5	5	4	4
DIV. I NON-CONF.		10- 1	15	0- 0	74	60	12	12	5	5

TOTALS	RPI 1-25		RPI 26-50	W-L RECORDS	RPI 51-100	RPI 101-999		RPI 201+		
30- 1	3- 1		2- 0	OVERALL	14- 0	11- 0		5- 0		
16- 0	2- 0		1- 0	HOME	6- 0	7- 0		3- 0		
10- 1	1- 1		1- 0	AWAY	4- 0	4- 0		2- 0		
4- 0	0- 0		0- 0	NEUTRAL	4- 0	0- 0		0- 0		
10- 1	1- 1		0- 0	NON-CONFERENCE	4- 0	5- 0		3- 0		
7- 0	1- 0		0- 0	HOME	2- 0	4- 0		2- 0		
1- 1	0- 1		0- 0	AWAY	0- 0	1- 0		1- 0		
2- 0	0- 0		0- 0	NEUTRAL	2- 0	0- 0		0- 0		
20- 0	2- 0		2- 0	CONFERENCE	10- 0	6- 0		2- 0		
9- 0	1- 0		1- 0	HOME	4- 0	3- 0		1- 0		
9- 0	1- 0		1- 0	AWAY	4- 0	3- 0		1- 0		
2- 0	0- 0		0- 0	NEUTRAL	2- 0	0- 0		0- 0		

RPI 1-25				Team's RPI: 5		RPI 26-50				RPI 51-100				RPI 101+			
RPI	S	Opponent	Score	RPI	S	Opponent	Score	RPI	S	Opponent	Score	RPI	S	Opponent	Score		
10	A	UCLA	68 82	33	A	Oklahoma	74 52	57	A	Oklahoma St.	87 45	103	A	Iowa St.	79 50		
11	A	Texas	93 87	33	H	Oklahoma	74 65	57	H	Oklahoma St.	77 64	103	H	Iowa St.	89 49		
11	H	Texas	81 56					63	A	West Virginia	83 72	126	H	Central Ark.	86 55		
13	H	Stanford	81 57					63	H	West Virginia	80 54	184	A	Kansas	83 48		
								68	N	Georgia Tech	80 57	184	H	Kansas	88 51		
								69	A	TCU	85 53	192	H	North Dakota	105 43		
								69	H	TCU	83 63	230	A	Nicholls St.	85 43		
								69	N	TCU	94 48	252	A	Texas Tech	90 44		
								86	H	Kentucky	90 63	252	H	Texas Tech	97 49		
								89	H	Lamar University	121 62	277	H	McNeese	95 34		
								91	A	Kansas St.	88 58	320	H	Coppin St.	100 54		
								91	H	Kansas St.	75 50						
								91	N	Kansas St.	83 54						
								97	N	Missouri St.	100 58						
LAST 12 Division I GAMES:																	
				69	N	TCU	94 48	57	A	Oklahoma St.	87 45						
				91	N	Kansas St.	83 54	69	H	TCU	83 63						
				63	H	West Virginia	80 54	33	H	Oklahoma	74 65						
				69	A	TCU	85 53	252	A	Texas Tech	90 44						
				11	A	Texas	93 87	57	H	Oklahoma St.	77 64						
				184	H	Kansas	88 51	63	A	West Virginia	83 72						

Non-Div I Games:

Bayl or

Average RPI Win: 226	WON-LOST RECORD	WINNING PCT. RANK	LAST 10 GAMES	STRENGTH OF SCHEDULE	OPP. STRENGTH OF SCHEDULE	TEAM RPI	ADJ. RPI	CONF. RPI	ADJ. CONF. RPI
Average RPI Loss: 46									
DIV. I ONLY	30- 3	6	10- 0	253	213	58	58	25	25
DIV. I NON-CONF.	9- 3	61	0- 0	145	37	59	59	27	27

TOTALS	RPI 1-25	RPI 26-50	W-L RECORDS	RPI 51-100	RPI 101-999	RPI 201+			
30- 3	0- 1	1- 1	OVERALL	1- 1	28- 0	16- 0			
12- 1	0- 0	0- 0	HOME	0- 1	12- 0	8- 0			
13- 1	0- 0	0- 0	AWAY	0- 0	13- 0	7- 0			
5- 1	0- 1	1- 0	NEUTRAL	1- 0	3- 0	1- 0			
9- 3	0- 1	1- 1	NON-CONFERENCE	1- 1	7- 0	4- 0			
3- 1	0- 0	0- 0	HOME	0- 1	3- 0	2- 0			
4- 1	0- 0	0- 1	AWAY	0- 0	4- 0	2- 0			
2- 1	0- 1	1- 0	NEUTRAL	1- 0	0- 0	0- 0			
21- 0	0- 0	0- 0	CONFERENCE	0- 0	21- 0	12- 0			
9- 0	0- 0	0- 0	HOME	0- 0	9- 0	6- 0			
9- 0	0- 0	0- 0	AWAY	0- 0	9- 0	5- 0			
3- 0	0- 0	0- 0	NEUTRAL	0- 0	3- 0	1- 0			

RPI 1-25				RPI 26-50				RPI 51-100 Team's RPI: 58				RPI 101+			
RPI	S	Opponent	Score	RPI	S	Opponent	Score	RPI	S	Opponent	Score	RPI	S	Opponent	Score
13	N	Stanford	53 74	33	A	Oklahoma	73 96	52	N	FGCU	75 65	150	A	Vanderbilt	111 74
				36	N	Gonzaga	71 63	92	H	Wright St.	81 91	155	A	UT Martin	65 63
												155	N	UT Martin	63 56
												156	H	Samford	83 46
												161	A	Jacksonville St.	66 35
												161	H	Jacksonville St.	71 55
												161	N	Jacksonville St.	63 53
												162	A	SIUE	72 55
												162	H	SIUE	86 64
												191	A	Morehead St.	83 62
												191	H	Morehead St.	80 56
												194	A	Tulsa	90 65
												208	A	Arkansas St.	83 52
												231	A	Southeast Mo. St.	67 57
												244	H	Presbyterian	90 48
												248	H	Austin Peay	78 75
												261	A	Lipscomb	91 59
												294	H	Murray St.	70 65
												294	N	Murray St.	88 64
												311	A	Tennessee Tech	68 60
												311	H	Tennessee Tech	78 59
												314	A	Eastern Ky.	77 55
												314	H	Eastern Ky.	95 62
												324	H	Fort Wayne	74 42
												329	A	Tennessee St.	87 70
												329	H	Tennessee St.	84 42
												345	A	Eastern Ill.	86 58
												345	H	Eastern Ill.	59 37

LAST 12 Division I GAMES:															
155	N	UT Martin	63 56	314	H	Eastern Ky.	95 62	155	N	UT Martin	63 56	311	A	Tennessee Tech	68 60
161	N	Jacksonville St.	63 53	311	A	Tennessee Tech	68 60	329	A	Tennessee St.	87 70	191	A	Morehead St.	83 62
294	N	Murray St.	88 64	329	A	Tennessee St.	87 70	314	A	Eastern Ky.	77 55	162	H	SIUE	86 64
329	H	Tennessee St.	84 42	191	A	Morehead St.	83 62								
161	A	Jacksonville St.	66 35	314	A	Eastern Ky.	77 55								
191	H	Morehead St.	80 56	162	H	SIUE	86 64								

Non-Div I Games: Trevecca Nazarene 97 39

Belmont

Average RPI Win:	267	WON-LOST	WINNING	LAST 10	STRENGTH OF	OPP. STRENGTH	TEAM	ADJ.	CONF.	ADJ CONF.
Average RPI Loss:	172	RECORD	PCT. RANK	GAMES	SCHEDULE	OF SCHEDULE	RPI	RPI	RPI	RPI
DIV. I ONLY	21- 5	23	9- 1	315	344	131	131	31	31	
DIV. I NON-CONF.	6- 4	122	0- 0	162	336	150	150	30	30	

TOTALS	RPI 1-25	RPI 26-50	W-L RECORDS	RPI 51-100	RPI 101-999	RPI 201+				
21- 5	0- 0	0- 1	OVERALL	0- 1	21- 3	17- 2				
10- 3	0- 0	0- 0	HOME	0- 1	10- 2	9- 1				
9- 2	0- 0	0- 1	AWAY	0- 0	9- 1	8- 1				
2- 0	0- 0	0- 0	NEUTRAL	0- 0	2- 0	0- 0				
6- 4	0- 0	0- 1	NON-CONFERENCE	0- 1	6- 2	3- 2				
3- 2	0- 0	0- 0	HOME	0- 1	3- 1	2- 1				
1- 2	0- 0	0- 1	AWAY	0- 0	1- 1	1- 1				
2- 0	0- 0	0- 0	NEUTRAL	0- 0	2- 0	0- 0				
15- 1	0- 0	0- 0	CONFERENCE	0- 0	15- 1	14- 0				
7- 1	0- 0	0- 0	HOME	0- 0	7- 1	7- 0				
8- 0	0- 0	0- 0	AWAY	0- 0	8- 0	7- 0				
0- 0	0- 0	0- 0	NEUTRAL	0- 0	0- 0	0- 0				

RPI	S	Opponent	Score	RPI	S	Opponent	Score	RPI	S	Opponent	Score	RPI	S	Opponent	Score	Team's RPI: 131
50	A	Miami (FL)	39 85	99	H	Jacksonville	58 68	138	N	Texas St.	62 56	169	H	N. C. A&T	55 62	
								179	H	Southern U.	68 56	182	A	Hampton	61 56	
								198	N	Richmond	63 50	202	A	Norfolk St.	58 51	
								202	H	Norfolk St.	60 45	241	A	North Florida	63 70	
								245	H	Prairie View	77 52	249	H	Grand Canyon	69 60	
								259	A	Howard	59 55	273	A	UMES	55 48	
								273	H	UMES	73 61	278	A	Morgan St.	64 57	
								299	H	Southeastern La.	58 60	300	A	FIU	77 59	
								318	H	N. C. Central	57 47	320	A	Coppin St.	75 63	
								320	H	Coppin St.	64 38	322	H	South Carolina St.	68 50	
								332	A	Delaware St.	68 60	339	A	Florida A&M	62 42	
								339	H	Florida A&M	44 42	344	H	Savannah St.	75 54	
LAST 12 Division I GAMES:																
339	A	Florida A&M	62 42	273	H	UMES	73 61									
169	H	N. C. A&T	55 62	202	H	Norfolk St.	60 45									
344	H	Savannah St.	75 54	320	H	Coppin St.	64 38									
278	A	Morgan St.	64 57	182	A	Hampton	61 56									
320	A	Coppin St.	75 63	202	A	Norfolk St.	58 51									
318	H	N. C. Central	57 47	332	A	Delaware St.	68 60									

Non-Div I Games: Edward Waters 101 60 Palm Beach Atl. 61 48

Bethune-Cookman

Average RPI Win: 245	WON-LOST RECORD	WINNING PCT. RANK	LAST 10 GAMES	STRENGTH OF SCHEDULE	OPP. STRENGTH OF SCHEDULE	TEAM RPI	ADJ. RPI	CONF. RPI	ADJ CONF. RPI
Average RPI Loss: 130									
DIV. I ONLY	18- 11	103	6- 4	263	241	157	157	20	20
DIV. I NON-CONF.	8- 4	87	0- 0	299	234	154	154	24	24

TOTALS	RPI 1-25	RPI 26-50	W-L RECORDS	RPI 51-100	RPI 101-999	RPI 201+			
18- 11	0- 0	0- 0	OVERALL	2- 4	16- 7	12- 0			
7- 5	0- 0	0- 0	HOME	1- 2	6- 3	4- 0			
10- 4	0- 0	0- 0	AWAY	1- 2	9- 2	7- 0			
1- 2	0- 0	0- 0	NEUTRAL	0- 0	1- 2	1- 0			
8- 4	0- 0	0- 0	NON-CONFERENCE	1- 1	7- 3	6- 0			
3- 1	0- 0	0- 0	HOME	1- 0	2- 1	1- 0			
4- 2	0- 0	0- 0	AWAY	0- 1	4- 1	4- 0			
1- 1	0- 0	0- 0	NEUTRAL	0- 0	1- 1	1- 0			
10- 7	0- 0	0- 0	CONFERENCE	1- 3	9- 4	6- 0			
4- 4	0- 0	0- 0	HOME	0- 2	4- 2	3- 0			
6- 2	0- 0	0- 0	AWAY	1- 1	5- 1	3- 0			
0- 1	0- 0	0- 0	NEUTRAL	0- 0	0- 1	0- 0			

RPI S Opponent	Score	RPI S Opponent	Score	RPI S Opponent	Score	RPI S Opponent	Score	Team's RPI: 157
				61 H Penn	77 72	115 H Dartmouth	80 64	
				74 A Mai ne	66 62	125 H Yale	69 73	
				74 H Mai ne	38 61	130 A Hartford	45 61	
				84 A Al bany (NY)	46 63	130 H Hartford	64 59	
				84 H Al bany (NY)	53 57	130 N Hartford	68 72	
				90 A Bucknel l	59 64	164 A Army West Point	61 73	
						173 A New Hampshi re	54 52	
						173 H New Hampshi re	61 63	
						187 A Stony Brook	69 64	
						187 H Stony Brook	59 67	
						194 N Tul sa	55 60	
						250 A Ri der	76 54	
						264 A Cornel l	66 58	
						273 N UMES	68 51	
						291 A Vermont	62 48	
						291 H Vermont	52 38	
						295 A Bryant	55 47	
						323 A UMBC	68 53	
						323 H UMBC	81 51	
						330 A Southern Utah	72 66	
						338 H NJIT	67 36	
						348 A UMass Lowell l	76 46	
						348 H UMass Lowell l	52 38	
LAST 12 Division I GAMES:								
				130 N Hartford	68 72	187 A Stony Brook	69 64	
				130 A Hartford	45 61	74 H Mai ne	38 61	
				84 H Al bany (NY)	53 57	291 A Vermont	62 48	
				348 H UMass Lowell l	52 38	173 A New Hampshi re	54 52	
				291 H Vermont	52 38	323 H UMBC	81 51	
				323 A UMBC	68 53	348 A UMass Lowell l	76 46	

Non-Div I Games: SUNY Cortland 90 36

Binghamton

Average RPI Win: 201
Average RPI Loss: 148

WON-LOST
RECORD

WINNING
PCT. RANK

LAST 10
GAMES

STRENGTH OF
SCHEDULE

OPP. STRENGTH
OF SCHEDULE

TEAM
RPI

ADJ.
RPI

CONF.
RPI

ADJ CONF.
RPI

DIV. I ONLY	18- 9	82	9- 1	227	123	133	133	16	16
DIV. I NON-CONF.	4- 5	202	0- 0	289	136	263	263	14	14
<hr/>									
TOTALS	RPI 1-25	RPI 26-50	W-L RECORDS	RPI 51-100	RPI 101-999	RPI 201+			
18- 9	0- 0	0- 0	OVERALL	3- 4	15- 5	9- 3			
9- 5	0- 0	0- 0	HOME	2- 2	7- 3	3- 2			
9- 2	0- 0	0- 0	AWAY	1- 2	8- 0	6- 0			
0- 2	0- 0	0- 0	NEUTRAL	0- 0	0- 2	0- 1			
4- 5	0- 0	0- 0	NON-CONFERENCE	0- 1	4- 4	1- 2			
2- 3	0- 0	0- 0	HOME	0- 1	2- 2	0- 1			
2- 0	0- 0	0- 0	AWAY	0- 0	2- 0	1- 0			
0- 2	0- 0	0- 0	NEUTRAL	0- 0	0- 2	0- 1			
14- 4	0- 0	0- 0	CONFERENCE	3- 3	11- 1	8- 1			
7- 2	0- 0	0- 0	HOME	2- 1	5- 1	3- 1			
7- 2	0- 0	0- 0	AWAY	1- 2	6- 0	5- 0			
0- 0	0- 0	0- 0	NEUTRAL	0- 0	0- 0	0- 0			

RPI 1-25				RPI 26-50				RPI 51-100				RPI 101+				Team's RPI: 133
RPI	S	Opponent	Score	RPI	S	Opponent	Score	RPI	S	Opponent	Score	RPI	S	Opponent	Score	
								78	H	Saint Mary's (CA)	72 74	112	H	Washington St.	53 61	
								80	A	Wyomi ng	67 63	117	H	Saint Francis (PA)	87 59	
								80	H	Wyomi ng	51 66	120	A	Colorado St.	62 58	
								82	A	New Mexi co	83 100	120	H	Colorado St.	55 49	
								82	H	New Mexi co	91 85	141	H	Fresno St.	75 66	
								87	A	UNLV	54 77	142	A	Eastern Wash.	61 57	
								87	H	UNLV	69 60	172	N	San Diego	52 72	
												200	H	Washington	85 62	
												205	A	Nevada	63 55	
												205	H	Nevada	68 72	
												210	H	CSU Bakersfi eld	59 65	
												269	A	San Diego St.	86 70	
												269	H	San Diego St.	64 53	
												281	A	San Jose St.	112 80	
												289	A	Air Force	58 47	
												289	H	Air Force	49 46	
												304	A	Utah St.	64 42	
												304	H	Utah St.	68 60	
												307	N	Northern Ariz.	60 62	
												317	A	Portland	73 47	
<hr/>																
LAST 12 Division I GAMES:																
								80	A	Wyomi ng	67 63	82	H	New Mexi co	91 85	
								269	H	San Diego St.	64 53	87	A	UNLV	54 77	
								120	H	Colorado St.	55 49	289	H	Air Force	49 46	
								289	A	Air Force	58 47	281	A	San Jose St.	112 80	
								205	A	Nevada	63 55	205	H	Nevada	68 72	
								304	H	Utah St.	68 60	304	A	Utah St.	64 42	

Non-Div I Games: Corban 94 50 Northwest Chrst. 83 51

Boi se St.

Loss, Non-Conf, S Site, H Home A Away N Neutral

Average RPI Win:	167	WON-LOST	WINNING	LAST 10	STRENGTH OF	OPP. STRENGTH	TEAM	ADJ.	CONF.	ADJ CONF.
Average RPI Loss:	87	RECORD	PCT. RANK	GAMES	SCHEDULE	OF SCHEDULE	RPI	RPI	RPI	RPI
DIV. I ONLY	7- 23	305	1- 9	35	41	207	207	1	1	
DIV. I NON-CONF.	5- 8	220	0- 0	166	203	234	234	1	1	

TOTALS	RPI 1-25	RPI 26-50	W-L RECORDS	RPI 51-100	RPI 101-999	RPI 201+				
7- 23	0- 6	0- 5	OVERALL	2- 3	5- 9	2- 4				
6- 9	0- 2	0- 3	HOME	2- 1	4- 3	1- 1				
1- 13	0- 4	0- 2	AWAY	0- 2	1- 4	1- 2				
0- 1	0- 0	0- 0	NEUTRAL	0- 0	0- 1	0- 0				
5- 8	0- 0	0- 1	NON-CONFERENCE	2- 1	3- 6	2- 4				
4- 3	0- 0	0- 0	HOME	2- 1	2- 2	1- 1				
1- 5	0- 0	0- 1	AWAY	0- 0	1- 4	1- 3				
0- 0	0- 0	0- 0	NEUTRAL	0- 0	0- 0	0- 0				
2- 15	0- 6	0- 4	CONFERENCE	0- 2	2- 3	0- 0				
2- 6	0- 2	0- 3	HOME	0- 0	2- 1	0- 0				
0- 8	0- 4	0- 1	AWAY	0- 2	0- 1	0- 0				
0- 1	0- 0	0- 0	NEUTRAL	0- 0	0- 1	0- 0				

RPI 1-25				RPI 26-50				RPI 51-100				RPI 101+ Team's RPI: 207			
RPI	S	Opponent	Score	RPI	S	Opponent	Score	RPI	S	Opponent	Score	RPI	S	Opponent	Score
1	A	Notre Dame	60 89	30	H	Vi rgi ni a	57 68	67	A	Vi rgi ni a Tech	58 89	108	H	Wake Forest	59 67
1	H	Notre Dame	55 89	35	A	Syracuse	63 69	68	A	Georgi a Tech	43 67	115	A	Dartmouth	57 68
3	H	Loui sville	52 87	35	H	Syracuse	57 75	74	H	Maine	40 61	116	H	North Carolina	77 64
8	A	Florida St.	39 67	41	A	Minnesota	68 78	77	H	Houston	79 74	116	N	North Carolina	64 69
17	A	NC State	54 72	50	H	Mi ami (FL)	43 65	85	H	Fordham	55 52	119	H	Seton Hall	53 73
18	A	Duke	50 75									166	A	Clemson	61 65
												173	H	New Hampshire	64 55
												183	H	Pittsburgh	72 61
												211	A	Col umbia	60 68
												215	A	Provi dence	55 63
												229	A	Boston U.	57 61
												238	A	Hol y Cross	70 61
												271	H	Fai rfi el d	58 66
												295	H	Bryant	65 42

LAST 12 Division I GAMES:															
116	N	North Carolina	64 69	68	A	Georgi a Tech	43 67								
35	A	Syracuse	63 69	17	A	NC State	54 72								
8	A	Florida St.	39 67	108	H	Wake Forest	59 67								
1	H	Notre Dame	55 89	35	H	Syracuse	57 75								
3	H	Loui sville	52 87	18	A	Duke	50 75								
183	H	Pittsburgh	72 61	50	H	Mi ami (FL)	43 65								

Non-Div I Games:

Boston College

Average RPI Win:	226	WON-LOST	WINNING	LAST 10	STRENGTH OF	OPP. STRENGTH	TEAM	ADJ.	CONF.	ADJ CONF.
Average RPI Loss:	146	RECORD	PCT. RANK	GAMES	SCHEDULE	OF SCHEDULE	RPI	RPI	RPI	RPI
DIV. I ONLY	10- 19	254	2- 8	159	192	229	229	15	15	
DIV. I NON-CONF.	5- 5	170	0- 0	155	160	141	141	18	18	

TOTALS	RPI 1-25	RPI 26-50	W-L RECORDS	RPI 51-100	RPI 101-999	RPI 201+				
10- 19	0- 0	0- 1	OVERALL	0- 7	10- 11	7- 5				
4- 9	0- 0	0- 1	HOME	0- 3	4- 5	3- 2				
6- 10	0- 0	0- 0	AWAY	0- 4	6- 6	4- 3				
0- 0	0- 0	0- 0	NEUTRAL	0- 0	0- 0	0- 0				
5- 5	0- 0	0- 1	NON-CONFERENCE	0- 1	5- 3	3- 0				
2- 2	0- 0	0- 1	HOME	0- 0	2- 1	1- 0				
3- 3	0- 0	0- 0	AWAY	0- 1	3- 2	2- 0				
0- 0	0- 0	0- 0	NEUTRAL	0- 0	0- 0	0- 0				
5- 14	0- 0	0- 0	CONFERENCE	0- 6	5- 8	4- 5				
2- 7	0- 0	0- 0	HOME	0- 3	2- 4	2- 2				
3- 7	0- 0	0- 0	AWAY	0- 3	3- 4	2- 3				
0- 0	0- 0	0- 0	NEUTRAL	0- 0	0- 0	0- 0				

RPI	S	Opponent	Score	RPI	S	Opponent	Score	RPI	S	Opponent	Score	RPI	S	Opponent	Score	Team's RPI: 229
43	H	UCF	32 47	51	A	Harvard	70 80	114	A	Delaware	85 79	139	H	Northeastern	74 73	
				53	A	Ameri can	50 66	158	H	Marist	52 80	164	A	Army West Point	60 59	
				53	H	Ameri can	54 61	164	H	Army West Point	47 48	168	A	Brown	68 92	
				75	A	Navy	48 59	173	A	New Hampshi re	57 72	196	A	Lehi gh	58 74	
				75	H	Navy	59 64	196	H	Lehi gh	56 65	207	H	Boston Col lege	61 57	
				90	A	Bucknel l	57 67	235	A	Loyol a Maryl and	52 65	235	H	Loyol a Maryl and	75 56	
				90	H	Bucknel l	58 63	237	A	Lafayette	41 44	237	A	Lafayette	61 66	
								237	H	Lafayette	45 47	238	A	Hol y Cross	64 58	
								238	H	Hol y Cross	57 60	287	A	Col gate	62 49	
								287	H	Col gate	66 64	291	A	Vermont	57 41	
								295	A	Bryant	78 61					
LAST 12 Division I GAMES:																
237	A	Lafayette	61 66	238	A	Hol y Cross	64 58									
235	A	Loyol a Maryl and	52 65	287	H	Col gate	66 64									
164	H	Army West Point	47 48	196	H	Lehi gh	56 65									
237	A	Lafayette	41 44	90	A	Bucknel l	57 67									
75	A	Navy	48 59	237	H	Lafayette	45 47									
53	H	Ameri can	54 61	75	H	Navy	59 64									

Non-Div I Games:

Boston U.

Average RPI Win:	231	WON-LOST	WINNING	LAST 10	STRENGTH OF	OPP. STRENGTH	TEAM	ADJ.	CONF.	ADJ CONF.
Average RPI Loss:	95	RECORD	PCT. RANK	GAMES	SCHEDULE	OF SCHEDULE	RPI	RPI	RPI	RPI
DIV. I ONLY	10- 18	248	1- 9	97	110	203	203	8	8	
DIV. I NON-CONF.	7- 3	74	0- 0	219	334	112	112	8	8	

TOTALS	RPI 1-25	RPI 26-50	W-L RECORDS	RPI 51-100	RPI 101-999	RPI 201+				
10- 18	0- 3	0- 3	OVERALL	0- 5	10- 7	8- 2				
5- 8	0- 1	0- 1	HOME	0- 3	5- 3	4- 2				
3- 10	0- 2	0- 2	AWAY	0- 2	3- 4	2- 0				
2- 0	0- 0	0- 0	NEUTRAL	0- 0	2- 0	2- 0				
7- 3	0- 0	0- 1	NON-CONFERENCE	0- 0	7- 2	6- 1				
3- 1	0- 0	0- 0	HOME	0- 0	3- 1	3- 1				
2- 2	0- 0	0- 1	AWAY	0- 0	2- 1	1- 0				
2- 0	0- 0	0- 0	NEUTRAL	0- 0	2- 0	2- 0				
3- 15	0- 3	0- 2	CONFERENCE	0- 5	3- 5	2- 1				
2- 7	0- 1	0- 1	HOME	0- 3	2- 2	1- 1				
1- 8	0- 2	0- 1	AWAY	0- 2	1- 3	1- 0				
0- 0	0- 0	0- 0	NEUTRAL	0- 0	0- 0	0- 0				

RPI 1-25				RPI 26-50				RPI 51-100				RPI 101+ Team's RPI: 203			
RPI	S	Opponent	Score	RPI	S	Opponent	Score	RPI	S	Opponent	Score	RPI	S	Opponent	Score
19	A	Buffalo	38 74	31	A	South Dakota St.	44 76	71	H	Toledo	67 77	104	A	Western Mi ch.	58 67
19	H	Buffalo	67 88	34	A	Ball St.	41 82	83	A	Miami (OH)	64 92	104	H	Western Mi ch.	67 81
20	A	Central Mich.	54 90	34	H	Ball St.	73 84	83	H	Miami (OH)	62 66	111	A	Cincinnati	51 75
								100	A	Ohio	58 69	132	A	Robert Morris	64 62
								100	H	Ohio	63 70	134	A	Northern Ill.	68 73
												160	A	Kent St.	57 81
												160	H	Kent St.	60 50
												202	N	Norfolk St.	59 50
												214	H	Eastern Mi ch.	52 54
												218	A	Akron	66 64
												218	H	Akron	84 63
												220	N	Fla. Atlantic	66 55
												223	H	Xavier	63 53
												285	H	Canisius	57 71
												298	H	Valparaiso	90 77
												314	H	Eastern Ky.	77 60
												326	A	Detroit Mercy	85 81

LAST 12 Division I GAMES:															
19	A	Buffalo	38 74	104	H	Western Mi ch.	67 81								
218	H	Akron	84 63	83	H	Miami (OH)	62 66								
83	A	Miami (OH)	64 92	160	A	Kent St.	57 81								
19	H	Buffalo	67 88	71	H	Toledo	67 77								
100	A	Ohio	58 69	34	A	Ball St.	41 82								
134	A	Northern Ill.	68 73	100	H	Ohio	63 70								

Non-Div I Games: Ferris St. 82 73

Bowling Green

Loss,
Non-Conf,
S Site,
H Home
A Away
N Neutral

Average RPI Win:	280	WON-LOST	WINNING	LAST 10	STRENGTH OF	OPP. STRENGTH	TEAM	ADJ.	CONF.	ADJ CONF.
Average RPI Loss:	162	RECORD	PCT. RANK	GAMES	SCHEDULE	OF SCHEDULE	RPI	RPI	RPI	RPI
DIV. I ONLY	11- 17	233	2- 8	291	265	267	267	23	23	
DIV. I NON-CONF.	5- 5	170	0- 0	242	280	199	199	21	21	

TOTALS	RPI 1-25	RPI 26-50	W-L RECORDS	RPI 51-100	RPI 101-999	RPI 201+				
11- 17	0- 1	0- 0	OVERALL	1- 4	10- 12	10- 6				
5- 8	0- 0	0- 0	HOME	1- 2	4- 6	4- 3				
5- 9	0- 1	0- 0	AWAY	0- 2	5- 6	5- 3				
1- 0	0- 0	0- 0	NEUTRAL	0- 0	1- 0	1- 0				
5- 5	0- 1	0- 0	NON-CONFERENCE	1- 0	4- 4	4- 2				
3- 1	0- 0	0- 0	HOME	1- 0	2- 1	2- 0				
1- 4	0- 1	0- 0	AWAY	0- 0	1- 3	1- 2				
1- 0	0- 0	0- 0	NEUTRAL	0- 0	1- 0	1- 0				
6- 12	0- 0	0- 0	CONFERENCE	0- 4	6- 8	6- 4				
2- 7	0- 0	0- 0	HOME	0- 2	2- 5	2- 3				
4- 5	0- 0	0- 0	AWAY	0- 2	4- 3	4- 1				
0- 0	0- 0	0- 0	NEUTRAL	0- 0	0- 0	0- 0				

RPI 1-25				RPI 26-50				RPI 51-100				RPI 101+				Team's RPI: 267
RPI	S	Opponent	Score	RPI	S	Opponent	Score	RPI	S	Opponent	Score	RPI	S	Opponent	Score	
25	A	Green Bay	40 72					70	A	Drake	71 77	118	H	Cleveland St.	65 67	
								70	H	Drake	75 84	134	A	Northern Ill.	52 76	
								96	H	Western Ill.	87 80	135	A	UNI	50 63	
								97	A	Missouri St.	54 74	135	H	UNI	40 51	
								97	H	Missouri St.	65 71	171	A	Southern Ill.	53 62	
												171	H	Southern Ill.	62 63	
												230	N	Nicholls St.	75 65	
												231	A	Southeast Mo. St.	53 57	
												234	A	Illinois	62 74	
												239	A	Illinois St.	62 42	
												239	H	Illinois St.	41 53	
												242	H	Omaha	69 56	
												260	A	Indiana St.	50 65	
												260	H	Indiana St.	70 74	
												298	A	Valparaiso	88 69	
												298	H	Valparaiso	69 58	
												305	A	Loyola Chicago	59 57	
												305	H	Loyola Chicago	61 71	
												331	H	Ill.-Chicago	58 48	
												345	A	Eastern Ill.	67 52	
												349	A	Evansville	117 59	
												349	H	Evansville	92 47	

LAST 12 Division I GAMES:																
239	H	Illinois St.	41 53	97	A	Missouri St.	54 74									
135	A	UNI	50 63	305	H	Loyola Chicago	61 71									
70	A	Drake	71 77	298	H	Valparaiso	69 58									
260	H	Indiana St.	70 74	70	H	Drake	75 84									
349	H	Evansville	92 47	135	H	UNI	40 51									
171	A	Southern Ill.	53 62	349	A	Evansville	117 59									

Non-Div I Games: Lincoln (MO) 88 44

Bradley

Average RPI Win: 237	WON-LOST RECORD	WINNING PCT. RANK	LAST 10 GAMES	STRENGTH OF SCHEDULE	OPP. STRENGTH OF SCHEDULE	TEAM RPI	ADJ. RPI	CONF. RPI	ADJ CONF. RPI
Average RPI Loss: 96									
DIV. I ONLY	14- 12	152	2- 8	214	129	168	168	9	9
DIV. I NON-CONF.	11- 1	13	0- 0	310	287	91	91	9	9

TOTALS	RPI 1-25	RPI 26-50	W-L RECORDS	RPI 51-100	RPI 101-999	RPI 201+			
14- 12	0- 0	0- 3	OVERALL	0- 4	14- 5	11- 2			
6- 6	0- 0	0- 2	HOME	0- 2	6- 2	5- 1			
6- 6	0- 0	0- 1	AWAY	0- 2	6- 3	5- 1			
2- 0	0- 0	0- 0	NEUTRAL	0- 0	2- 0	1- 0			
11- 1	0- 0	0- 1	NON-CONFERENCE	0- 0	11- 0	9- 0			
4- 1	0- 0	0- 1	HOME	0- 0	4- 0	4- 0			
5- 0	0- 0	0- 0	AWAY	0- 0	5- 0	4- 0			
2- 0	0- 0	0- 0	NEUTRAL	0- 0	2- 0	1- 0			
3- 11	0- 0	0- 2	CONFERENCE	0- 4	3- 5	2- 2			
2- 5	0- 0	0- 1	HOME	0- 2	2- 2	1- 1			
1- 6	0- 0	0- 1	AWAY	0- 2	1- 3	1- 1			
0- 0	0- 0	0- 0	NEUTRAL	0- 0	0- 0	0- 0			

Brown

Brown

RPI 1-25				RPI 26-50				RPI 51-100				RPI 101+				Team's RPI: 168	
RPI	S	Opponent	Score	RPI	S	Opponent	Score	RPI	S	Opponent	Score	RPI	S	Opponent	Score		
29	A	Princeton	44 79	29	A	Princeton	44 79	51	A	Harvard	85 87	115	A	Dartmouth	73 78		
29	H	Princeton	62 77	29	H	Princeton	62 77	51	H	Harvard	74 86	115	H	Dartmouth	60 77		
45	H	Cal i forni a	79 89	45	H	Cal i forni a	79 89	61	A	Penn	56 67	125	A	Yal e	63 77		
								61	H	Penn	55 88	125	H	Yal e	81 71		
												178	A	Paci fi c	74 57		
												182	N	Hampton	73 66		
												211	A	Col umbi a	84 80		
												211	H	Col umbi a	74 90		
												215	A	Provi dence	64 59		
												229	H	Boston U.	92 68		
												238	H	Holy Cross	82 78		
												253	H	Sacred Heart	102 77		
												259	A	Howard	85 81		
												264	A	Cornel I	68 70		
												264	H	Cornel I	85 59		
												287	A	Col gate	83 73		
												293	A	Central Conn. St.	78 55		
												295	H	Bryant	85 62		
												295	N	Bryant	72 60		
LAST 12 Di vi si on I GAMES:																	
61	A	Penn	56 67	211	A	Col umbi a	84 80	61	A	Penn	56 67	211	A	Col umbi a	84 80		
29	A	Princeton	44 79	264	A	Cornel I	68 70	29	A	Princeton	44 79	264	A	Cornel I	68 70		
264	H	Cornel I	85 59	29	H	Princeton	62 77	61	H	Penn	55 88	29	H	Princeton	62 77		
211	H	Col umbi a	74 90	61	H	Penn	55 88	51	A	Harvard	85 87	61	H	Penn	55 88		
115	H	Dartmouth	60 77	51	A	Harvard	85 87	115	A	Dartmouth	73 78	51	A	Harvard	85 87		
51	H	Harvard	74 86	115	A	Dartmouth	73 78										

Non-Di v I Games: Johnson & Wales (R) 100 79

Brown

Average RPI Win:	286	WON-LOST	WINNING	LAST 10	STRENGTH OF	OPP. STRENGTH	TEAM	ADJ.	CONF.	ADJ CONF.
Average RPI Loss:	192	RECORD	PCT. RANK	GAMES	SCHEDULE	OF SCHEDULE	RPI	RPI	RPI	RPI
DIV. I ONLY	9- 20	270	3- 7	271	310	295	295	29	29	
DIV. I NON-CONF.	1- 10	327	0- 0	230	221	330	330	29	29	

TOTALS	RPI 1-25	RPI 26-50	W-L RECORDS	RPI 51-100	RPI 101-999	RPI 201+				
9- 20	0- 0	0- 0	OVERALL	0- 2	9- 18	9- 9				
4- 9	0- 0	0- 0	HOME	0- 0	4- 9	4- 4				
4- 10	0- 0	0- 0	AWAY	0- 2	4- 8	4- 5				
1- 1	0- 0	0- 0	NEUTRAL	0- 0	1- 1	1- 0				
1- 10	0- 0	0- 0	NON-CONFERENCE	0- 2	1- 8	1- 3				
0- 4	0- 0	0- 0	HOME	0- 0	0- 4	0- 1				
0- 5	0- 0	0- 0	AWAY	0- 2	0- 3	0- 2				
1- 1	0- 0	0- 0	NEUTRAL	0- 0	1- 1	1- 0				
8- 10	0- 0	0- 0	CONFERENCE	0- 0	8- 10	8- 6				
4- 5	0- 0	0- 0	HOME	0- 0	4- 5	4- 3				
4- 5	0- 0	0- 0	AWAY	0- 0	4- 5	4- 3				
0- 0	0- 0	0- 0	NEUTRAL	0- 0	0- 0	0- 0				

RPI 1-25				RPI 26-50				RPI 51-100				RPI 101+ Team's RPI: 295			
RPI	S	Opponent	Score	RPI	S	Opponent	Score	RPI	S	Opponent	Score	RPI	S	Opponent	Score
								64	A	James Madison	36 67	117	A	Saint Francis (PA)	69 87
								74	A	Maine	68 70	117	H	Saint Francis (PA)	78 94
												130	H	Hartford	47 59
												132	A	Robert Morris	49 72
												132	H	Robert Morris	61 67
												157	H	Binghamton	47 55
												168	A	Brown	62 85
												168	N	Brown	60 72
												173	H	New Hampshire	65 74
												207	A	Boston College	42 65
												229	H	Boston U.	61 78
												238	A	Holy Cross	57 59
												253	A	Sacred Heart	81 73
												253	H	Sacred Heart	60 56
												266	A	St. Francis Brooklyn	60 66
												266	H	St. Francis Brooklyn	73 63
												272	A	LIU Brooklyn	61 69
												272	H	LIU Brooklyn	75 56
												286	A	Fairleigh Dickinson	65 48
												286	H	Fairleigh Dickinson	69 77
												292	A	Mt. St. Mary's	67 64
												292	H	Mt. St. Mary's	63 68
												293	A	Central Conn. St.	59 66
												293	H	Central Conn. St.	66 50
												328	A	Wagner	70 60
												328	H	Wagner	66 75
												334	N	Rhode Island	58 52
LAST 12 Division I GAMES:															
266	A	St. Francis Brooklyn	60 66	293	A	Central Conn. St.	59 66								
272	A	LIU Brooklyn	61 69	253	H	Sacred Heart	60 56								
117	H	Saint Francis (PA)	78 94	286	H	Fairleigh Dickinson	69 77								
132	H	Robert Morris	61 67	117	A	Saint Francis (PA)	69 87								
328	A	Wagner	70 60	132	A	Robert Morris	49 72								
292	A	Mt. St. Mary's	67 64	266	H	St. Francis Brooklyn	73 63								

Non-Div I Games:

Bryant

■ Loss,
 ■ Non-Conf,
 ■ S Site,
 ■ Home
 ■ A Away
 N Neutral

Average RPI Win: 207	WON-LOST RECORD	WINNING PCT. RANK	LAST 10 GAMES	STRENGTH OF SCHEDULE	OPP. STRENGTH OF SCHEDULE	TEAM RPI	ADJ. RPI	CONF. RPI	ADJ CONF. RPI
Average RPI Loss: 149									
DIV. I ONLY	21- 8	57	10- 0	195	191	90	90	15	15
DIV. I NON-CONF.	6- 5	153	0- 0	267	185	186	186	18	18

TOTALS	RPI 1-25	RPI 26-50	W-L RECORDS	RPI 51-100	RPI 101-999	RPI 201+			
21- 8	0- 0	0- 1	OVERALL	3- 2	18- 5	13- 2			
11- 3	0- 0	0- 0	HOME	2- 0	9- 3	6- 2			
10- 5	0- 0	0- 1	AWAY	1- 2	9- 2	7- 0			
0- 0	0- 0	0- 0	NEUTRAL	0- 0	0- 0	0- 0			
6- 5	0- 0	0- 1	NON-CONFERENCE	0- 1	6- 3	4- 1			
3- 2	0- 0	0- 0	HOME	0- 0	3- 2	2- 1			
3- 3	0- 0	0- 1	AWAY	0- 1	3- 1	2- 0			
0- 0	0- 0	0- 0	NEUTRAL	0- 0	0- 0	0- 0			
15- 3	0- 0	0- 0	CONFERENCE	3- 1	12- 2	9- 1			
8- 1	0- 0	0- 0	HOME	2- 0	6- 1	4- 1			
7- 2	0- 0	0- 0	AWAY	1- 1	6- 1	5- 0			
0- 0	0- 0	0- 0	NEUTRAL	0- 0	0- 0	0- 0			

Bucknell

Bucknell

RPI S Opponent	Score	RPI S Opponent	Score	RPI S Opponent	Score	RPI S Opponent	Score
		46 A Drexel	54 63	53 A American	58 68	136 H Saint Joseph's	53 77
				53 H American	57 52	145 A Youngstown St.	66 60
				75 A Navy	49 40	157 H Binghamton	64 59
				75 H Navy	47 39	164 A Army West Point	75 55
				85 A Fordham	62 71	164 H Army West Point	60 36
						183 A Pittsburgh	39 57
						196 A Lehigh	62 66
						196 H Lehigh	59 52
						218 H Akron	63 52
						229 A Boston U.	63 58
						229 H Boston U.	67 57
						235 A Loyola Maryl and	74 69
						235 H Loyola Maryl and	65 68
						237 A Lafayette	80 57
						237 H Lafayette	83 53
						238 A Holy Cross	71 47
						238 H Holy Cross	72 63
						250 A Rider	76 71
						257 H St. Bonaventure	48 59
						285 H Canisius	76 57
						287 A Colgate	63 42
						287 H Colgate	77 57
						340 A Iona	60 53
LAST 12 Division I GAMES:							
164 A Army West Point	75 55	196 H Lehigh	59 52	237 A Lafayette	80 57		
53 H American	57 52	229 H Boston U.	67 57				
75 A Navy	49 40	75 H Navy	47 39				
238 H Holy Cross	72 63	238 A Holy Cross	71 47				
235 A Loyola Maryl and	74 69	235 H Loyola Maryl and	65 68				
287 A Colgate	63 42						

Non-Div I Games:

Bucknell

Average RPI Win:	143	WON-LOST	WINNING	LAST 10	STRENGTH OF	OPP. STRENGTH	TEAM	ADJ.	CONF.	ADJ CONF.
Average RPI Loss:	111	RECORD	PCT. RANK	GAMES	SCHEDULE	OF SCHEDULE	RPI	RPI	RPI	RPI
DIV. I ONLY	25- 4	10	9- 1	105	79	19	19	8	8	
DIV. I NON-CONF.	9- 2	33	0- 0	226	53	46	46	8	8	

TOTALS	RPI 1-25	RPI 26-50	W-L RECORDS	RPI 51-100	RPI 101-999	RPI 201+				
25- 4	1- 1	1- 0	OVERALL	9- 1	14- 2	9- 1				
12- 0	1- 0	0- 0	HOME	3- 0	8- 0	5- 0				
10- 4	0- 1	1- 0	AWAY	4- 1	5- 2	4- 1				
3- 0	0- 0	0- 0	NEUTRAL	2- 0	1- 0	0- 0				
9- 2	0- 0	0- 0	NON-CONFERENCE	3- 1	6- 1	4- 1				
3- 0	0- 0	0- 0	HOME	0- 0	3- 0	2- 0				
3- 2	0- 0	0- 0	AWAY	1- 1	2- 1	2- 1				
3- 0	0- 0	0- 0	NEUTRAL	2- 0	1- 0	0- 0				
16- 2	1- 1	1- 0	CONFERENCE	6- 0	8- 1	5- 0				
9- 0	1- 0	0- 0	HOME	3- 0	5- 0	3- 0				
7- 2	0- 1	1- 0	AWAY	3- 0	3- 1	2- 0				
0- 0	0- 0	0- 0	NEUTRAL	0- 0	0- 0	0- 0				

RPI 1-25				Team's RPI: 19				RPI 26-50				RPI 51-100				RPI 101+			
RPI	S	Opponent	Score	RPI	S	Opponent	Score	RPI	S	Opponent	Score	RPI	S	Opponent	Score	RPI	S	Opponent	Score
20	A	Central Mich.	79 86	34	A	Ball St.	84 80	55	A	Arizona St.	57 76	104	H	Western Mich.	71 49				
20	H	Central Mich.	85 82					59	N	Nebraska	82 72	114	H	Delaware	87 73				
								71	A	Toledo	84 73	134	A	Northern Ill.	84 86				
								71	H	Toledo	87 69	160	A	Kent St.	81 51				
								72	A	St. John's (NY)	73 72	160	H	Kent St.	80 42				
								83	A	Miami (OH)	64 49	166	N	Clemson	61 41				
								83	H	Miami (OH)	72 67	203	A	Bowling Green	88 67				
								87	N	UNLV	80 53	203	H	Bowling Green	74 38				
								100	A	Ohio	67 63	211	A	Columbia	65 63				
								100	H	Ohio	70 53	214	H	Eastern Mich.	97 92				
												218	A	Akron	89 66				
												218	H	Akron	85 71				
												233	A	Niagara	62 75				
												257	A	St. Bonaventure	76 59				
												273	H	UMES	76 41				
												285	H	Canisius	73 47				

LAST 12 Division I GAMES:																			
203	H	Bowling Green	74 38	83	A	Miami (OH)	64 49												
160	A	Kent St.	81 51	160	H	Kent St.	80 42												
100	H	Ohio	70 53	71	A	Toledo	84 73												
203	A	Bowling Green	88 67	20	A	Central Mich.	79 86												
218	H	Akron	85 71	214	H	Eastern Mich.	97 92												
20	H	Central Mich.	85 82	71	H	Toledo	87 69												

Non-Div I Games:

Buffalo

Average RPI Win: **187**
 Average RPI Loss: **68**

WON-LOST
RECORD

WINNING
PCT. RANK

LAST 10
GAMES

STRENGTH OF
SCHEDULE

OPP. STRENGTH
OF SCHEDULE

TEAM
RPI

ADJ.
RPI

CONF.
RPI

ADJ CONF.
RPI

DIV. I ONLY	15- 17	198	2- 8	76	78	123	123	6	6
DIV. I NON-CONF.	8- 4	87	0- 0	117	198	70	70	6	6
<hr/>									
TOTALS	RPI 1-25	RPI 26-50	W-L RECORDS	RPI 51-100	RPI 101-999	RPI 201+			
15- 17	0- 6	2- 4	OVERALL	2- 4	11- 3	10- 2			
7- 6	0- 2	1- 1	HOME	0- 2	6- 1	5- 1			
6- 8	0- 3	1- 2	AWAY	1- 1	4- 2	4- 1			
2- 3	0- 1	0- 1	NEUTRAL	1- 1	1- 0	1- 0			
8- 4	0- 1	0- 2	NON-CONFERENCE	1- 1	7- 0	7- 0			
4- 0	0- 0	0- 0	HOME	0- 0	4- 0	4- 0			
3- 2	0- 1	0- 1	AWAY	0- 0	3- 0	3- 0			
1- 2	0- 0	0- 1	NEUTRAL	1- 1	0- 0	0- 0			
7- 13	0- 5	2- 2	CONFERENCE	1- 3	4- 3	3- 2			
3- 6	0- 2	1- 1	HOME	0- 2	2- 1	1- 1			
3- 6	0- 2	1- 1	AWAY	1- 1	1- 2	1- 1			
1- 1	0- 1	0- 0	NEUTRAL	0- 0	1- 0	1- 0			

RPI 1-25				RPI 26-50				RPI 51-100				RPI 101+				Team's RPI: 123
RPI	S	Opponent	Score	RPI	S	Opponent	Score	RPI	S	Opponent	Score	RPI	S	Opponent	Score	
14	A	South Fla.	55 71	28	A	Villanova	76 53	63	N	West Virginia	68 75	119	A	Seton Hall	64 75	
23	A	DePaul	65 87	28	H	Villanova	67 69	67	N	Virginia Tech	79 77	119	H	Seton Hall	66 48	
23	H	DePaul	68 86	34	A	Ball St.	75 87	72	A	St. John's (NY)	38 76	204	H	Wisconsin	69 62	
24	A	Marquette	67 69	44	A	Creighton	55 64	72	H	St. John's (NY)	55 73	215	A	Providence	69 48	
24	H	Marquette	59 78	44	H	Creighton	59 53	98	A	Georgetown	66 57	215	H	Providence	68 57	
24	N	Marquette	61 73	46	N	Drexel	62 76	98	H	Georgetown	52 63	215	N	Providence	73 67	
<hr/>																
LAST 12 Division I GAMES:																
24	N	Marquette	61 73	23	H	DePaul	68 86									
215	N	Providence	73 67	119	A	Seton Hall	64 75									
223	A	Xavier	54 57	72	A	St. John's (NY)	38 76									
44	A	Creighton	55 64	28	H	Villanova	67 69									
215	A	Providence	69 48	98	H	Georgetown	52 63									
24	H	Marquette	59 78	215	H	Providence	68 57									

Non-Div I Games:

Butler

Average RPI Win: 281	WON-LOST RECORD	WINNING PCT. RANK	LAST 10 GAMES	STRENGTH OF SCHEDULE	OPP. STRENGTH OF SCHEDULE	TEAM RPI	ADJ. RPI	CONF. RPI	ADJ CONF. RPI
Average RPI Loss: 189									
DIV. I ONLY	14- 12	152	8- 2	324	308	210	210	30	30
DIV. I NON-CONF.	4- 8	239	0- 0	268	192	241	241	31	31

TOTALS	RPI 1-25	RPI 26-50	W-L RECORDS	RPI 51-100	RPI 101-999	RPI 201+			
14- 12	0- 1	0- 0	OVERALL	0- 1	14- 10	13- 7			
7- 3	0- 0	0- 0	HOME	0- 0	7- 3	7- 2			
7- 9	0- 1	0- 0	AWAY	0- 1	7- 7	6- 5			
0- 0	0- 0	0- 0	NEUTRAL	0- 0	0- 0	0- 0			
4- 8	0- 1	0- 0	NON-CONFERENCE	0- 1	4- 6	3- 3			
2- 1	0- 0	0- 0	HOME	0- 0	2- 1	2- 0			
2- 7	0- 1	0- 0	AWAY	0- 1	2- 5	1- 3			
0- 0	0- 0	0- 0	NEUTRAL	0- 0	0- 0	0- 0			
10- 4	0- 0	0- 0	CONFERENCE	0- 0	10- 4	10- 4			
5- 2	0- 0	0- 0	HOME	0- 0	5- 2	5- 2			
5- 2	0- 0	0- 0	AWAY	0- 0	5- 2	5- 2			
0- 0	0- 0	0- 0	NEUTRAL	0- 0	0- 0	0- 0			

RPI 1-25				RPI 26-50				RPI 51-100				RPI 101+ Team's RPI: 210			
RPI	S	Opponent	Score	RPI	S	Opponent	Score	RPI	S	Opponent	Score	RPI	S	Opponent	Score
13	A	Stanford	34 57					62	A	South Dakota	50 66	133	A	Boise St.	65 59
												140	A	Cal Poly	57 59
												176	A	UTEP	56 67
												185	H	UC Irvine	59 72
												209	A	New Mexico St.	48 56
												209	H	New Mexico St.	62 52
												213	A	SMU	29 41
												219	A	Seattle U	56 64
												219	H	Seattle U	75 68
												242	H	Omaha	52 43
												247	A	UC Riverside	65 68
												249	A	Grand Canyon	69 40
												249	H	Grand Canyon	76 77
												279	A	UMKC	76 62
												279	H	UMKC	58 60
												281	A	San Jose St.	57 67
												309	A	UTRGV	67 64
												309	H	UTRGV	71 30
												319	H	Cal St. Fullerton	55 43
												321	A	Utah Valley	64 60
												321	H	Utah Valley	63 58
												330	A	Southern Utah	46 45
												346	A	Chicago St.	63 36
												346	H	Chicago St.	63 49

LAST 12 Division I GAMES:															
249	H	Grand Canyon	76 77	279	A	UMKC	76 62								
219	A	Seattle U	56 64	346	A	Chicago St.	63 36								
321	A	Utah Valley	64 60	219	H	Seattle U	75 68								
249	A	Grand Canyon	69 40	346	H	Chicago St.	63 49								
309	H	UTRGV	71 30	279	H	UMKC	58 60								
209	H	New Mexico St.	62 52	209	A	New Mexico St.	48 56								

Non-Div I Games: Fresno Pacific 74 63 Whittier 72 35

CSUN

Average RPI Win: 221

Average RPI Loss: 190

WON-LOST RECORD

WINNING PCT. RANK

LAST 10 GAMES

STRENGTH OF SCHEDULE

OPP. STRENGTH OF SCHEDULE

TEAM RPI

ADJ. RPI

CONF. RPI

ADJ CONF. RPI

DIV. I ONLY

14- 15

188

4- 6

240

239

216

216

21

21

DIV. I NON-CONF.

6- 7

184

0- 0

208

270

223

223

19

19

TOTALS

RPI 1-25

RPI 26-50

W-L RECORDS

RPI 51-100

RPI 101-999

RPI 201+

14- 15

0- 1

0- 0

OVERALL

1- 1

13- 13

8- 7

9- 6

0- 0

0- 0

HOME

1- 0

8- 6

5- 3

5- 8

0- 1

0- 0

AWAY

0- 1

5- 6

3- 4

0- 1

0- 0

NEUTRAL

0- 0

0- 1

0- 0

6- 7

0- 1

0- 0

NON-CONFERENCE

0- 0

6- 6

4- 3

4- 3

0- 0

HOME

0- 0

4- 3

3- 1

2- 3

0- 1

0- 0

AWAY

0- 0

2- 2

1- 2

0- 1

0- 0

NEUTRAL

0- 0

0- 1

0- 0

8- 8

0- 0

0- 0

CONFERENCE

1- 1

7- 7

4- 4

5- 3

0- 0

0- 0

HOME

1- 0

4- 3

2- 2

3- 5

0- 0

0- 0

AWAY

0- 1

3- 4

2- 2

0- 0

0- 0

NEUTRAL

0- 0

0- 0

RPI 1-25

RPI 26-50

RPI 51-100

RPI 101+

Team's RPI: 216

RPI S Opponent Score

RPI S Opponent Score

RPI S Opponent Score

RPI S Opponent Score

7 A Oregon 43 91

65 A UC Davis 46 72

65 H UC Davis 75 71

127 N Milwaukee 50 58

140 A Cal Poly 71 84

140 H Cal Poly 86 66

141 H Fresno St. 85 72

143 A Loyola Marymount 75 68

147 H Weber St. 61 64

151 H Idaho 75 80

185 A UC Irvine 47 56

185 H UC Irvine 71 67

201 A UC Santa Barbara 48 30

201 H UC Santa Barbara 73 74

219 H Seattle U 67 62

222 A New Orleans 73 76

242 H Omaha 60 68

247 A UC Riverside 58 69

247 H UC Riverside 60 55

251 A Hawaii 70 58

251 H Hawaii 54 56

269 A San Diego St. 55 58

276 H Arizona 66 63

281 A San Jose St. 76 59

297 A Long Beach St. 54 67

297 H Long Beach St. 51 59

307 H Northern Ariz. 78 69

319 A Cal St. Fullerton 70 68

319 H Cal St. Fullerton 65 41

LAST 12 Division I GAMES:

297 A Long Beach St. 54 67

297 H Long Beach St. 51 59

185 H UC Irvine 71 67

65 H UC Davis 75 71

251 H Hawaii 54 56

201 A UC Santa Barbara 48 30

140 H Cal Poly 86 66

185 A UC Irvine 47 56

247 A UC Riverside 58 69

251 A Hawaii 70 58

65 A UC Davis 46 72

247 H UC Riverside 60 55

Non-Div I Games: Biola 68 51

CSUN

CSUN

Average RPI Win:	250	WON-LOST	WINNING	LAST 10	STRENGTH OF	OPP. STRENGTH	TEAM	ADJ.	CONF.	ADJ CONF.
Average RPI Loss:	143	RECORD	PCT. RANK	GAMES	SCHEDULE	OF SCHEDULE	RPI	RPI	RPI	RPI
DIV. I ONLY	16- 11	116	7- 3	213	257	140	140	21	21	
DIV. I NON-CONF.	5- 6	187	0- 0	153	307	159	159	19	19	

TOTALS	RPI 1-25	RPI 26-50	W-L RECORDS	RPI 51-100	RPI 101-999	RPI 201+				
16- 11	0- 0	0- 1	OVERALL	0- 3	16- 7	13- 2				
10- 2	0- 0	0- 0	HOME	0- 1	10- 1	7- 0				
6- 9	0- 0	0- 1	AWAY	0- 2	6- 6	6- 2				
0- 0	0- 0	0- 0	NEUTRAL	0- 0	0- 0	0- 0				
5- 6	0- 0	0- 1	NON-CONFERENCE	0- 1	5- 4	4- 1				
3- 1	0- 0	0- 0	HOME	0- 0	3- 1	2- 0				
2- 5	0- 0	0- 1	AWAY	0- 1	2- 3	2- 1				
0- 0	0- 0	0- 0	NEUTRAL	0- 0	0- 0	0- 0				
11- 5	0- 0	0- 0	CONFERENCE	0- 2	11- 3	9- 1				
7- 1	0- 0	0- 0	HOME	0- 1	7- 0	5- 0				
4- 4	0- 0	0- 0	AWAY	0- 1	4- 3	4- 1				
0- 0	0- 0	0- 0	NEUTRAL	0- 0	0- 0	0- 0				

RPI 1-25				RPI 26-50				RPI 51-100				RPI 101+				Team's RPI: 140	
RPI	S	Opponent	Score	RPI	S	Opponent	Score	RPI	S	Opponent	Score	RPI	S	Opponent	Score		
				41	A	Minnesota	68 112										
								65	A	UC Davis	77 85	128	A	San Francisco	71 83		
								65	H	UC Davis	76 80	128	H	San Francisco	88 83		
								78	A	Saint Mary's (CA)	64 82	132	H	Robert Morris	50 66		
												142	A	Eastern Wash.	72 75		
												185	A	UC Irvine	66 107		
												185	H	UC Irvine	79 76		
												201	A	UC Santa Barbara	68 73		
												201	H	UC Santa Barbara	73 72		
												210	H	CSU Bakersfield	59 57		
												216	A	CSUN	66 86		
												216	H	CSUN	84 71		
												247	A	UC Riverside	87 82		
												247	H	UC Riverside	91 73		
												249	H	Grand Canyon	75 69		
												251	A	Hawaii	67 61		
												251	H	Hawaii	52 50		
												282	A	North Dakota St.	73 69		
												297	A	Long Beach St.	75 64		
												297	H	Long Beach St.	70 61		
												307	A	Northern Ariz.	89 73		
												319	A	Cal St. Fullerton	72 63		
												319	H	Cal St. Fullerton	63 56		
												321	A	Utah Valley	70 89		
LAST 12 Division I GAMES:																	
				251	A	Hawaii	67 61					65	A	UC Davis	77 85		
				319	H	Cal St. Fullerton	63 56					247	H	UC Riverside	91 73		
				201	H	UC Santa Barbara	73 72					251	H	Hawaii	52 50		
				216	A	CSUN	66 86					319	A	Cal St. Fullerton	72 63		
				185	A	UC Irvine	66 107					297	A	Long Beach St.	75 64		
				297	H	Long Beach St.	70 61					65	H	UC Davis	76 80		

Non-Div I Games: Cal St. Monterey Bay 77 44

Cal Poly

Average RPI		Win: 284	WON-LOST RECORD	WINNING PCT. RANK	LAST 10 GAMES	STRENGTH OF SCHEDULE	OPP. STRENGTH OF SCHEDULE	TEAM RPI	ADJ. RPI	CONF. RPI	ADJ. CONF. RPI
DIV. I ONLY			7- 21	296	1- 9	295	258	319	319	21	21
DIV. I NON-CONF.			4- 8	239	0- 0	308	328	288	288	19	19
TOTALS		RPI 1-25		RPI 26-50		W-L RECORDS	RPI 51-100	RPI 101-999		RPI 201+	
7- 21	0- 0		0- 0		OVERALL	0- 2	7- 19		7- 8		
5- 7	0- 0		0- 0		HOME	0- 1	5- 6		5- 1		
2- 13	0- 0		0- 0		AWAY	0- 1	2- 12		2- 7		
0- 1	0- 0		0- 0		NEUTRAL	0- 0	0- 1		0- 0		
4- 8	0- 0		0- 0		NON-CONFERENCE	0- 0	4- 8		4- 3		
2- 2	0- 0		0- 0		HOME	0- 0	2- 2		2- 0		
2- 5	0- 0		0- 0		AWAY	0- 0	2- 5		2- 3		
0- 1	0- 0		0- 0		NEUTRAL	0- 0	0- 1		0- 0		
3- 13	0- 0		0- 0		CONFERENCE	0- 2	3- 11		3- 5		
3- 5	0- 0		0- 0		HOME	0- 1	3- 4		3- 1		
0- 8	0- 0		0- 0		AWAY	0- 1	0- 7		0- 4		
0- 0	0- 0		0- 0		NEUTRAL	0- 0	0- 0		0- 0		

RPI 1-25				RPI 26-50				RPI 51-100				RPI 101+				Team's RPI: 319	
RPI	S	Opponent	Score	RPI	S	Opponent	Score	RPI	S	Opponent	Score	RPI	S	Opponent	Score		
								65	A	UC Davis	53 67	140	A	Cal Poly	56 63		
								65	H	UC Davis	55 67	140	H	Cal Poly	63 72		
												151	A	Idaho	60 80		
												170	N	Oral Roberts	50 60		
												176	H	UTEP	91 92		
												177	H	Denver	58 83		
												178	A	Pacific	65 81		
												185	A	UC Irvine	58 78		
												185	H	UC Irvine	60 76		
												201	A	UC Santa Barbara	59 78		
												201	H	UC Santa Barbara	52 59		
												210	A	CSU Bakersfield	43 55		
												216	A	CSUN	41 65		
												216	H	CSUN	68 70		
												240	A	Montana	47 68		
												247	A	UC Riverside	50 63		
												247	H	UC Riverside	71 62		
												251	A	Hawaii	54 59		
												251	H	Hawaii	69 57		
												265	H	UTSA	55 46		
												269	A	San Diego St.	58 59		
												288	A	Santa Clara	73 69		
												297	A	Long Beach St.	47 67		
												297	H	Long Beach St.	67 61		
												317	H	Portland	66 61		
												321	A	Utah Valley	73 36		
				LAST 12 Division I GAMES:													
				185	A	UC Irvine	58 78	201	H	UC Santa Barbara	52 59						
				65	H	UC Davis	55 67	251	A	Hawaii	54 59						
				140	A	Cal Poly	56 63	185	H	UC Irvine	60 76						
				247	H	UC Riverside	71 62	140	H	Cal Poly	63 72						
				297	A	Long Beach St.	47 67	65	A	UC Davis	53 67						
				201	A	UC Santa Barbara	59 78	216	A	CSUN	41 65						

Cal St. Fullerton

Cal i forni a					Through Games Of March 4, 2018						
Average RPI	Win:	159	WON-LOST	WINNING	LAST 10	STRENGTH OF	OPP. STRENGTH	TEAM	ADJ.	CONF.	ADJ CONF.
Average RPI	Loss:	23	RECORD	PCT. RANK	GAMES	SCHEDULE	OF SCHEDULE	RPI	RPI	RPI	RPI
DIV. I ONLY		21- 10	79	6- 4		66	23	45	45	5	5
DIV. I NON-CONF.		9- 2	33	0- 0		56	101	26	26	3	3

TOTALS		RPI 1-25	RPI 26-50		W-L RECORDS		RPI 51-100	RPI 101-999		RPI 201+	
21- 10		1- 7	2- 1		OVERALL		2- 2	16- 0		5- 0	
12- 3		1- 2	1- 0		HOME		1- 1	9- 0		3- 0	
8- 6		0- 4	1- 1		AWAY		1- 1	6- 0		2- 0	
1- 1		0- 1	0- 0		NEUTRAL		0- 0	1- 0		0- 0	
9- 2		0- 2	0- 0		NON-CONFERENCE		2- 0	7- 0		3- 0	
5- 1		0- 1	0- 0		HOME		1- 0	4- 0		2- 0	
4- 1		0- 1	0- 0		AWAY		1- 0	3- 0		1- 0	
0- 0		0- 0	0- 0		NEUTRAL		0- 0	0- 0		0- 0	
12- 8		1- 5	2- 1		CONFERENCE		0- 2	9- 0		2- 0	
7- 2		1- 1	1- 0		HOME		0- 1	5- 0		1- 0	
4- 5		0- 3	1- 1		AWAY		0- 1	3- 0		1- 0	
1- 1		0- 1	0- 0		NEUTRAL		0- 0	1- 0		0- 0	

RPI 1-25				RPI 26-50				RPI 51-100				RPI 101+			
RPI	S	Opponent	Score	RPI	S	Opponent	Score	RPI	S	Opponent	Score	RPI	S	Opponent	Score
2	A	UConn	47 82	42	A	Oregon St.	48 68	55	A	Ari zona St.	71 80	110	H	Utah	84 73
7	A	Oregon	54 91	49	A	Southern Cal i forni a	62 59	55	H	Ari zona St.	42 57	112	A	Washi ngton St.	67 54
10	A	UCLA	52 60	49	H	Southern Cal i forni a	76 64	78	H	Saint Mary' s (CA)	87 80	112	H	Washi ngton St.	66 60
10	H	UCLA	46 82					86	A	Kentucky	62 52	144	H	Col orado	78 76
10	N	UCLA	74 77									153	H	BYU	70 45
13	A	Stanford	69 74									168	A	Brown	89 79
13	H	Stanford	78 66									172	H	San Di ego	89 64
22	H	Mi ssouri	52 55									178	A	Paci fic	92 85
												200	A	Washi ngton	83 67
												200	H	Washi ngton	69 60
												200	N	Washi ngton	71 68
												219	H	Seattle U	87 67
												262	H	Manhattan	87 66
												276	A	Ari zona	53 51
												276	H	Ari zona	63 39
												288	A	Santa Cl ara	79 41

LAST 12 Di vi si on I GAMES:															
10	N	UCLA	74 77	110	H	Utah	84 73	144	H	Col orado	78 76	42	A	Oregon St.	48 68
200	N	Washi ngton	71 68	144	H	Col orado	78 76	7	A	Oregon	54 91	200	A	Washington	83 67
200	A	Washi ngton	83 67	42	A	Oregon St.	48 68	55	H	Ari zona St.	42 57	112	A	Washington St.	67 54
112	A	Washi ngton St.	67 54	55	H	Ari zona St.	42 57	276	H	Ari zona	63 39	13	H	Stanford	74 77
13	H	Stanford	78 66	276	H	Ari zona	63 39					13	A	Stanford	69 74
13	A	Stanford	69 74												

Non-Di v I Games:

Cal i forni a

Average RPI Win:	281	WON-LOST	WINNING	LAST 10	STRENGTH OF	OPP. STRENGTH	TEAM	ADJ.	CONF.	ADJ CONF.
Average RPI Loss:	193	RECORD	PCT. RANK	GAMES	SCHEDULE	OF SCHEDULE	RPI	RPI	RPI	RPI
DIV. I ONLY	13- 14	191	4- 6	317	322	256	256	27	27	
DIV. I NON-CONF.	5- 4	146	0- 0	315	301	228	228	28	28	

TOTALS	RPI 1-25	RPI 26-50	W-L RECORDS	RPI 51-100	RPI 101-999	RPI 201+				
13- 14	0- 0	0- 1	OVERALL	0- 2	13- 11	12- 7				
7- 6	0- 0	0- 1	HOME	0- 1	7- 4	7- 2				
6- 8	0- 0	0- 0	AWAY	0- 0	6- 5	5- 4				
0- 0	0- 0	0- 0	NEUTRAL	0- 0	0- 0	0- 0				
5- 4	0- 0	0- 1	NON-CONFERENCE	0- 0	5- 3	5- 2				
2- 2	0- 0	0- 1	HOME	0- 0	2- 1	2- 1				
3- 2	0- 0	0- 0	AWAY	0- 0	3- 2	3- 1				
0- 0	0- 0	0- 0	NEUTRAL	0- 0	0- 0	0- 0				
8- 10	0- 0	0- 0	CONFERENCE	0- 2	8- 8	7- 5				
5- 4	0- 0	0- 0	HOME	0- 1	5- 3	5- 1				
3- 6	0- 0	0- 0	AWAY	0- 1	3- 5	2- 4				
0- 0	0- 0	0- 0	NEUTRAL	0- 0	0- 0	0- 0				

RPI S Opponent	Score	RPI S Opponent	Score	RPI S Opponent	Score	RPI S Opponent	Score	Team's RPI: 256
48 H Mercer	57 58	88 A Liberty	42 60	137 A Radford	36 56	137 H Radford	50 51	
		88 H Liberty	33 46	184 A Kansas	48 66	195 A High Point	51 44	
				195 H High Point	53 62	202 H Norfolk St.	27 53	
				217 A UNCG	72 61	225 A UNC Asheville	33 38	
				225 H UNC Asheville	52 60	227 A Gardner-Webb	73 44	
				227 H Gardner-Webb	63 55	244 A Presbyterian	59 65	
				244 H Presbyterian	53 40	259 A Howard	61 63	
				263 A Col. of Charleston	53 45	302 H USC Upstate	69 49	
				308 H Western Caro.	58 51	318 A N.C. Central	58 51	
				325 A Charleston So.	59 63	342 A Longwood	50 57	
				325 H Charleston So.	58 49	342 H Longwood	58 48	
				342 A Longwood	58 48	343 A Wintthrop	72 48	
				343 H Wintthrop	57 45			
LAST 12 Division I GAMES:								
137 A Radford	36 56	88 H Liberty	33 46					
227 H Gardner-Webb	63 55	325 A Charleston So.	59 63					
343 H Wintthrop	57 45	195 A High Point	51 44					
225 A UNC Asheville	33 38	137 H Radford	50 51					
342 A Longwood	50 57	342 H Longwood	58 48					
244 H Presbyterian	53 40	227 A Gardner-Webb	73 44					

Non-Div I Games: William Peace 94 42 Columbia Int'l 78 39

Campbell

Average RPI Win: 273	WON-LOST RECORD	WINNING PCT. RANK	LAST 10 GAMES	STRENGTH OF SCHEDULE	OPP. STRENGTH OF SCHEDULE	TEAM RPI	ADJ. RPI	CONF. RPI	ADJ CONF. RPI
Average RPI Loss: 185									
DIV. I ONLY	10- 20	256	4- 6	267	286	285	285	28	28
DIV. I NON-CONF.	2- 9	295	0- 0	189	271	292	292	25	25

TOTALS	RPI 1-25	RPI 26-50	W-L RECORDS	RPI 51-100	RPI 101-999	RPI 201+			
10- 20	0- 1	0- 2	OVERALL	0- 2	10- 15	9- 9			
5- 9	0- 0	0- 1	HOME	0- 0	5- 8	4- 5			
5- 9	0- 0	0- 0	AWAY	0- 1	5- 0	5- 0			
0- 2	0- 0	0- 0	NEUTRAL	0- 0	0- 2	0- 1			
2- 9	0- 1	0- 0	NON-CONFERENCE	0- 2	2- 6	2- 3			
1- 4	0- 0	0- 0	HOME	0- 0	1- 4	1- 2			
1- 4	0- 1	0- 0	AWAY	0- 2	1- 1	1- 1			
0- 1	0- 0	0- 0	NEUTRAL	0- 0	0- 1	0- 0			
8- 11	0- 0	0- 2	CONFERENCE	0- 0	8- 9	7- 6			
4- 5	0- 0	0- 1	HOME	0- 0	4- 4	3- 3			
4- 5	0- 0	0- 1	AWAY	0- 0	4- 4	4- 2			
0- 1	0- 0	0- 0	NEUTRAL	0- 0	0- 1	0- 1			

RPI 1-25				RPI 26-50				RPI 51-100				RPI 101+ Team's RPI: 285			
RPI	S	Opponent	Score	RPI	S	Opponent	Score	RPI	S	Opponent	Score	RPI	S	Opponent	Score
19	A	Buffalo	47 73	40	A	Quinnipiac	39 64	83	A	Miami (OH)	47 72	102	N	Middle Tenn.	45 55
				40	H	Quinnipiac	55 84	90	A	Bucknell	57 76	158	A	Marist	47 58
												158	H	Marist	53 78
												188	H	Oakland	48 83
												191	H	Morehead St.	52 76
												197	A	Siena	59 68
												197	H	Siena	65 57
												203	A	Bowling Green	71 57
												233	A	Niagara	72 66
												233	H	Niagara	64 60
												250	A	Rider	54 70
												250	H	Rider	54 62
												257	H	St. Bonaventure	71 69
												262	A	Manhattan	39 58
												262	H	Manhattan	56 59
												264	H	Cornell	59 67
												271	H	Fairfield	52 56
												284	A	Monmouth	60 48
												284	H	Monmouth	62 50
												284	N	Monmouth	58 61
												287	H	Colgate	63 70
												309	A	UTRGV	46 63
												340	A	Iona	53 49
												347	A	Saint Peter's	66 53
												347	H	Saint Peter's	52 49
LAST 12 Division I GAMES:															
284	N	Monmouth	58 61	40	A	Quinnipiac	39 64								
197	A	Siena	59 68	347	H	Saint Peter's	52 49								
233	A	Niagara	72 66	233	H	Niagara	64 60								
250	H	Rider	54 62	158	H	Marist	53 78								
284	H	Monmouth	62 50	40	H	Quinnipiac	55 84								
158	A	Marist	47 58	284	A	Monmouth	60 48								

Non-Di v I Games:

Canisius

Average RPI Win:	268	WON-LOST	WINNING	LAST 10	STRENGTH OF	OPP. STRENGTH	TEAM	ADJ.	CONF.	ADJ CONF.
Average RPI Loss:	118	RECORD	PCT. RANK	GAMES	SCHEDULE	OF SCHEDULE	RPI	RPI	RPI	RPI
DIV. I ONLY	17- 8	76	7- 3	272	251	126	126	26	26	
DIV. I NON-CONF.	3- 4	209	0- 0	57	25	86	86	26	26	

TOTALS	RPI 1-25	RPI 26-50	W-L RECORDS	RPI 51-100	RPI 101-999	RPI 201+				
17- 8	0- 3	0- 0	OVERALL	1- 0	16- 5	15- 2				
8- 2	0- 0	0- 0	HOME	1- 0	7- 2	7- 1				
7- 6	0- 0	0- 0	AWAY	0- 0	7- 0	7- 0				
2- 0	0- 0	0- 0	NEUTRAL	0- 0	2- 0	1- 0				
3- 4	0- 3	0- 0	NON-CONFERENCE	0- 0	3- 1	2- 0				
1- 0	0- 0	0- 0	HOME	0- 0	1- 0	1- 0				
0- 4	0- 3	0- 0	AWAY	0- 0	0- 1	0- 0				
2- 0	0- 0	0- 0	NEUTRAL	0- 0	2- 0	1- 0				
14- 4	0- 0	0- 0	CONFERENCE	1- 0	13- 4	13- 2				
7- 2	0- 0	0- 0	HOME	1- 0	6- 2	6- 1				
7- 2	0- 0	0- 0	AWAY	0- 0	7- 2	7- 1				
0- 0	0- 0	0- 0	NEUTRAL	0- 0	0- 0	0- 0				

RPI 1-25				RPI 26-50				RPI 51-100				RPI 101+ Team's RPI: 126			
RPI	S	Opponent	Score	RPI	S	Opponent	Score	RPI	S	Opponent	Score	RPI	S	Opponent	Score
5	A	Baylor	55 86					89	H	Lamar Uni versi ty	51 39	113	A	SFA	46 59
9	A	Tennessee	34 77									113	H	SFA	50 55
15	A	Texas A&M	61 72									165	A	South Ala.	43 64
												166	N	Clemson	53 47
												222	H	New Orleans	48 52
												226	A	A&M-Corpus Christi	58 50
												230	A	Ni chol ls St.	69 48
												230	H	Ni chol ls St.	60 42
												255	A	Abilene Christian	73 61
												255	H	Abilene Christian	63 45
												277	A	McNeese	51 45
												282	N	North Dakota St.	68 45
												290	H	Alcorn	75 52
												299	A	Southeastern La.	70 78
												299	H	Southeastern La.	63 47
												310	H	Houston Baptist	64 56
												312	A	Incarinate Word	57 35
												335	A	Sam Houston St.	73 53
												335	H	Sam Houston St.	69 44
												336	A	Northwestern St.	61 53
												336	H	Northwestern St.	59 39
LAST 12 Division I GAMES:															
336	H	Northwestern St.	59 39	310	H	Houston Baptist	64 56								
335	A	Sam Houston St.	73 53	299	A	Southeastern La.	70 78								
255	A	Abilene Christian	73 61	336	A	Northwestern St.	61 53								
113	H	SFA	50 55	113	A	SFA	46 59								
230	H	Ni chol ls St.	60 42	255	H	Abilene Christian	63 45								
277	A	McNeese	51 45	222	H	New Orleans	48 52								

Non-Div I Games: Central Baptist 75 34 Williams Baptist 77 31 Crowley's Ridge 106 23 Hendrix 79 22 Central Ark.

Average RPI Win:	287	WON-LOST	WINNING	LAST 10	STRENGTH OF	OPP. STRENGTH	TEAM	ADJ.	CONF.	ADJ CONF.
Average RPI Loss:	182	RECORD	PCT. RANK	GAMES	SCHEDULE	OF SCHEDULE	RPI	RPI	RPI	RPI
DIV. I ONLY	7- 22	299	5- 5	190	307	293	293	29	29	
DIV. I NON-CONF.	0- 11	337	0- 0	79	159	300	300	29	29	

TOTALS	RPI 1-25	RPI 26-50	W-L RECORDS	RPI 51-100	RPI 101-999	RPI 201+				
7- 22	0- 0	0- 1	OVERALL	0- 4	7- 17	7- 9				
4- 9	0- 0	0- 0	HOME	0- 1	4- 8	4- 4				
3- 13	0- 0	0- 1	AWAY	0- 3	3- 9	3- 5				
0- 0	0- 0	0- 0	NEUTRAL	0- 0	0- 0	0- 0				
0- 11	0- 0	0- 1	NON-CONFERENCE	0- 4	0- 6	0- 2				
0- 4	0- 0	0- 0	HOME	0- 1	0- 3	0- 1				
0- 7	0- 0	0- 1	AWAY	0- 3	0- 3	0- 1				
0- 0	0- 0	0- 0	NEUTRAL	0- 0	0- 0	0- 0				
7- 11	0- 0	0- 0	CONFERENCE	0- 0	7- 11	7- 7				
4- 5	0- 0	0- 0	HOME	0- 0	4- 5	4- 3				
3- 6	0- 0	0- 0	AWAY	0- 0	3- 6	3- 4				
0- 0	0- 0	0- 0	NEUTRAL	0- 0	0- 0	0- 0				

RPI 1-25				RPI 26-50				RPI 51-100				RPI 101+ Team's RPI: 293			
RPI	S	Opponent	Score	RPI	S	Opponent	Score	RPI	S	Opponent	Score	RPI	S	Opponent	Score
				30	A	Virginia	59 103	63	A	West Virginia	52 102	117	A	Saint Francis (PA)	59 87
								73	A	Duquesne	58 83	117	H	Saint Francis (PA)	75 85
								84	H	Albany (NY)	60 72	125	H	Yale	62 75
								93	A	Penn St.	66 83	130	A	Hartford	52 68
												132	A	Robert Morris	47 66
												132	H	Robert Morris	51 67
												168	H	Brown	55 78
												187	A	Stony Brook	55 60
												253	A	Sacred Heart	73 71
												253	H	Sacred Heart	69 59
												266	A	St. Francis Brooklyn	83 77
												266	H	St. Francis Brooklyn	70 78
												272	A	LIU Brooklyn	57 63
												272	H	LIU Brooklyn	54 61
												278	H	Morgan St.	41 61
												286	A	Fairleigh Dickinson	49 78
												286	H	Fairleigh Dickinson	76 56
												291	A	Vermont	48 62
												292	A	Mt. St. Mary's	56 76
												292	H	Mt. St. Mary's	56 68
												295	A	Bryant	50 66
												295	H	Bryant	66 59
												328	A	Wagner	66 64
												328	H	Wagner	59 56
LAST 12 Division I GAMES:															
272	A	LIU Brooklyn	57 63	295	H	Bryant	66 59	286	H	Fairleigh Dickinson	76 56				
266	A	St. Francis Brooklyn	83 77	253	A	Sacred Heart	73 71	132	A	Robert Morris	47 66				
132	H	Robert Morris	51 67	117	A	Saint Francis (PA)	59 87	117	A	Saint Francis (PA)	75 85				
292	A	Mt. St. Mary's	56 76	272	H	LIU Brooklyn	54 61								
328	A	Wagner	66 64												

Non-Div I Games:

Central Conn. St.

Average RPI Win: 141

Average RPI Loss: 48

WON-LOST
RECORDWINNING
PCT. RANKLAST 10
GAMESSTRENGTH OF
SCHEDULEOPP. STRENGTH
OF SCHEDULETEAM
RPIADJ.
RPICONF.
RPIADJ CONF.
RPIDIV. I ONLY
DIV. I NON-CONF.24- 4
7- 312
749- 1
0- 073
20383
6320
9820
988
88
8

TOTALS

RPI 1-25

RPI 26-50

W-L RECORDS

RPI 51-100

RPI 101-999

RPI 201+

24- 4 1- 1
11- 2 1- 0
11- 2 0- 1
2- 0 0- 02- 1
1- 1
1- 0
0- 0OVERALL
HOME
AWAY
NEUTRAL5- 2
2- 1
3- 1
0- 016- 0
7- 0
7- 0
2- 07- 0
3- 0
3- 0
1- 07- 3 0- 0
2- 2 0- 0
3- 1 0- 0
2- 0 0- 00- 1
0- 1
0- 0
0- 0NON-CONFERENCE
HOME
AWAY
NEUTRAL0- 2
0- 1
0- 1
0- 07- 0
2- 0
3- 0
2- 03- 0
1- 0
1- 0
1- 017- 1 1- 1
9- 0 1- 0
8- 1 0- 1
0- 0 0- 02- 0
1- 0
1- 0
0- 0CONFERENCE
HOME
AWAY
NEUTRAL5- 0
2- 0
3- 0
0- 09- 0
5- 0
4- 0
0- 04- 0
2- 0
2- 0
0- 0

RPI 1-25

Team's RPI: 20

Score

RPI	S	Opponent	Score
19	A	Buffalo	82 85
19	H	Buffalo	86 79

RPI 26-50

RPI S Opponent

Score

RPI	S	Opponent	Score
34	A	Ball St.	69 65
34	H	Ball St.	88 80
40	H	Quinnipiac	70 84

RPI 51-100

RPI S Opponent

Score

RPI	S	Opponent	Score
60	H	Purdue	69 79
71	A	Toledo	72 67
71	H	Toledo	85 47
73	A	Duquesne	61 64
83	A	Miami (OH)	84 66
100	A	Ohio	74 72
100	H	Ohio	82 58

RPI 101+

RPI S Opponent

Score

RPI	S	Opponent	Score
103	N	Iowa St.	81 60
104	A	Western Mich.	78 62
104	H	Western Mich.	74 70
134	A	Northern Ill.	81 78
134	H	Northern Ill.	91 77
150	H	Vanderbilt	92 75
160	H	Kent St.	88 84
162	A	SIUE	94 56
188	A	Oakland	103 85
203	H	Bowling Green	90 54
214	A	Eastern Mich.	95 72
214	H	Eastern Mich.	95 82
218	A	Akron	95 86
260	A	Indiana St.	77 67
263	H	Col. of Charleston	79 58
269	N	San Diego St.	85 76

LAST 12 Division I GAMES:

71	A	Toledo	72 67	71	H	Toledo	85 47
34	H	Ball St.	88 80	100	A	Ohio	74 72
104	A	Western Mich.	78 62	214	A	Eastern Mich.	95 72
134	H	Northern Ill.	91 77	19	H	Buffalo	86 79
214	H	Eastern Mich.	95 82	104	H	Western Mich.	74 70
19	A	Buffalo	82 85	218	A	Akron	95 86

Non-Div I Games:

Aquinas

96 47

Central Mich.

Average RPI Win:	307	WON-LOST	WINNING	LAST 10	STRENGTH OF	OPP. STRENGTH	TEAM	ADJ.	CONF.	ADJ CONF.
Average RPI Loss:	202	RECORD	PCT. RANK	GAMES	SCHEDULE	OF SCHEDULE	RPI	RPI	RPI	RPI
DIV. I ONLY	7- 19	285	3- 7	322	317	325	325	27	27	
DIV. I NON-CONF.	2- 6	280	0- 0	336	265	334	334	28	28	

TOTALS	RPI 1-25	RPI 26-50	W-L RECORDS	RPI 51-100	RPI 101-999	RPI 201+				
7- 19	0- 0	0- 0	OVERALL	0- 3	7- 16	7- 10				
4- 8	0- 0	0- 0	HOME	0- 1	4- 7	4- 5				
3- 10	0- 0	0- 0	AWAY	0- 0	3- 4	3- 2				
0- 1	0- 0	0- 0	NEUTRAL	0- 0	0- 1	0- 0				
2- 6	0- 0	0- 0	NON-CONFERENCE	0- 1	2- 5	2- 3				
1- 2	0- 0	0- 0	HOME	0- 0	1- 2	1- 2				
1- 3	0- 0	0- 0	AWAY	0- 1	1- 2	1- 1				
0- 1	0- 0	0- 0	NEUTRAL	0- 0	0- 1	0- 0				
5- 13	0- 0	0- 0	CONFERENCE	0- 2	5- 11	5- 7				
3- 6	0- 0	0- 0	HOME	0- 1	3- 5	3- 3				
2- 7	0- 0	0- 0	AWAY	0- 1	2- 6	2- 4				
0- 0	0- 0	0- 0	NEUTRAL	0- 0	0- 0	0- 0				

RPI 1-25				RPI 26-50				RPI 51-100				RPI 101+				Team's RPI: 325	
RPI	S	Opponent	Score	RPI	S	Opponent	Score	RPI	S	Opponent	Score	RPI	S	Opponent	Score		
								68	A	Georgia Tech	51	78	130	N	Hartford	43	62
								88	A	Liberty	53	63	137	A	Radford	57	74
								88	H	Liberty	57	95	137	H	Radford	56	61
													166	A	Clemson	30	66
													195	A	High Point	49	52
													195	H	High Point	74	75
													225	A	UNC Asheville	69	71
													225	H	UNC Asheville	61	78
													227	A	Gardner-Webb	52	68
													227	H	Gardner-Webb	59	75
													244	A	Presbyterian	64	61
													244	H	Presbyterian	58	81
													256	A	Campbell	49	58
													256	H	Campbell	63	59
													261	H	Lipscomb	54	58
													300	A	FIU	70	77
													303	A	Wofford	68	45
													320	H	Coppin St.	72	58
													322	H	South Carolina St.	58	60
													342	A	Longwood	78	61
													342	H	Longwood	73	57
													343	A	Winthrop	56	62
													343	H	Winthrop	81	45
LAST 12 Division I GAMES:																	
				244	H	Presbyterian	58	81	137	A	Radford	57	74				
				343	A	Winthrop	56	62	256	H	Campbell	63	59				
				88	H	Liberty	57	95	342	A	Longwood	78	61				
				195	A	High Point	49	52	244	A	Presbyterian	64	61				
				227	H	Gardner-Webb	59	75	195	H	High Point	74	75				
				225	A	UNC Asheville	69	71	225	H	UNC Asheville	61	78				

Non-Div I Games: Southern Wesleyan 94 56 Erskine 79 43

Charleston So.

Average RPI Win:	230	WON-LOST RECORD	WINNING PCT. RANK	LAST 10 GAMES	STRENGTH OF SCHEDULE	OPP. STRENGTH OF SCHEDULE	TEAM RPI	ADJ. RPI	CONF. RPI	ADJ CONF. RPI
Average RPI Loss:	116									
DIV. I ONLY	14- 15	188	7- 3	120	168	154	154	18	18	
DIV. I NON-CONF.	4- 9	249	0- 0	104	119	222	222	20	20	

TOTALS	RPI 1-25	RPI 26-50	W-L RECORDS	RPI 51-100	RPI 101-999	RPI 201+				
14- 15	0- 1	0- 3	OVERALL	2- 1	12- 10	11- 2				
9- 4	0- 0	0- 2	HOME	1- 0	8- 2	8- 0				
5- 9	0- 0	0- 0	AWAY	1- 1	4- 8	3- 2				
0- 2	0- 1	0- 1	NEUTRAL	0- 0	0- 0	0- 0				
4- 9	0- 1	0- 3	NON-CONFERENCE	1- 0	3- 5	3- 1				
3- 2	0- 0	0- 2	HOME	1- 0	2- 0	2- 0				
1- 5	0- 0	0- 0	AWAY	0- 0	1- 5	1- 1				
0- 2	0- 1	0- 1	NEUTRAL	0- 0	0- 0	0- 0				
10- 6	0- 0	0- 0	CONFERENCE	1- 1	9- 5	8- 1				
6- 2	0- 0	0- 0	HOME	0- 0	6- 2	6- 0				
4- 4	0- 0	0- 0	AWAY	1- 1	3- 3	2- 1				
0- 0	0- 0	0- 0	NEUTRAL	0- 0	0- 0	0- 0				

RPI 1-25				RPI 26-50				RPI 51-100				RPI 101+				Team's RPI: 154
RPI	S	Opponent	Score	RPI	S	Opponent	Score	RPI	S	Opponent	Score	RPI	S	Opponent	Score	
21	N	Iowa	64 77	31	N	South Dakota St.	70 71	56	A	Western Ky.	61 83	102	A	Middle Tenn.	45 64	
				39	H	Rutgers	54 77	73	H	Duquesne	75 72	102	H	Middle Tenn.	53 54	
				48	H	Mercer	74 90	81	A	UAB	80 71	106	H	Rice	55 62	
												108	A	Wake Forest	69 71	
												124	A	Louisiana Tech	64 51	
												146	A	Arkansas	72 73	
												176	A	UTEP	58 67	
												186	A	Davidson	66 68	
												193	A	East Carolina	55 58	
												204	A	Wisconsin	66 80	
												206	A	Southern Miss.	85 79	
												206	H	Southern Miss.	66 56	
												220	H	Fla. Atlantic	83 69	
												224	A	North Texas	68 73	
												225	A	UNC Asheville	51 47	
												265	H	UTSA	88 75	
												283	A	Old Dominion	63 60	
												283	H	Old Dominion	51 43	
												300	H	FIU	80 57	
												313	H	Marshall	67 61	
												320	H	Coppin St.	78 49	
												322	H	South Carolina St.	64 49	

LAST 12 Division I GAMES:																
				220	H	Fla. Atlantic	83 69	265	H	UTSA	88 75					
				283	H	Old Dominion	51 43	300	H	FIU	80 57					
				102	H	Middle Tenn.	53 54	313	H	Marshall	67 61					
				56	A	Western Ky.	61 83	102	A	Middle Tenn.	45 64					
				81	A	UAB	80 71	206	A	Southern Miss.	85 79					
				124	A	Louisiana Tech	64 51	106	H	Rice	55 62					

Non-Div I Games:

Charlotte

Chattanooga

Through Games Of March 4, 2018

Average RPI Win:	188	WON-LOST	WINNING	LAST 10	STRENGTH OF	OPP. STRENGTH	TEAM	ADJ.	CONF.	ADJ CONF.
Average RPI Loss:	106	RECORD	PCT. RANK	GAMES	SCHEDULE	OF SCHEDULE	RPI	RPI	RPI	RPI
DIV. I ONLY	17- 12	118	5- 5	106	113	105	105	17	17	
DIV. I NON-CONF.	9- 5	99	0- 0	38	49	57	57	17	17	

TOTALS	RPI 1-25	RPI 26-50	W-L RECORDS	RPI 51-100	RPI 101-999	RPI 201+				
17- 12	0- 1	0- 4	OVERALL	3- 1	14- 6	7- 1				
8- 5	0- 0	0- 2	HOME	1- 1	7- 2	4- 0				
6- 5	0- 1	0- 1	AWAY	1- 0	5- 3	3- 0				
3- 2	0- 0	0- 1	NEUTRAL	1- 0	2- 1	0- 1				
9- 5	0- 1	0- 2	NON-CONFERENCE	3- 1	6- 1	1- 0				
4- 2	0- 0	0- 1	HOME	1- 1	3- 0	1- 0				
2- 2	0- 1	0- 0	AWAY	1- 0	1- 1	0- 0				
3- 1	0- 0	0- 1	NEUTRAL	1- 0	2- 0	0- 0				
8- 7	0- 0	0- 2	CONFERENCE	0- 0	8- 5	6- 1				
4- 3	0- 0	0- 1	HOME	0- 0	4- 2	3- 0				
4- 3	0- 0	0- 1	AWAY	0- 0	4- 2	3- 0				
0- 1	0- 0	0- 0	NEUTRAL	0- 0	0- 1	0- 1				

RPI 1-25				RPI 26-50				RPI 51-100				RPI 101+				Team's RPI: 105
RPI	S	Opponent	Score	RPI	S	Opponent	Score	RPI	S	Opponent	Score	RPI	S	Opponent	Score	
25	A	Green Bay	30 60	29	N	Princeton	49 59	52	H	FGCU	68 61	101	N	Auburn	50 41	
				43	H	UCF	57 58	54	A	Indiana	64 61	109	A	ETSU	58 65	
				48	A	Mercer	56 65	67	H	Virginia Tech	44 64	109	H	ETSU	55 61	
				48	H	Mercer	50 71	98	N	Georgetown	54 41	155	H	UT Martin	87 82	
												156	A	Samford	71 65	
												156	H	Samford	68 58	
												174	N	Northwestern	61 44	
												175	A	Florida	65 60	
												182	H	Hampton	64 52	
												190	A	Furman	57 58	
												190	H	Furman	45 50	
												199	A	Stetson	67 78	
												217	A	UNCG	73 57	
												217	H	UNCG	49 42	
												217	N	UNCG	66 70	
												244	H	Presbyterian	71 51	
												303	A	Wofford	54 47	
												303	H	Wofford	76 46	
												308	A	Western Caro.	58 41	
												308	H	Western Caro.	47 32	

LAST 12 Division I GAMES:																
				217	N	UNCG	66 70	217	A	UNCG	73 57					
				156	A	Samford	71 65	308	A	Western Caro.	58 41					
				48	A	Mercer	56 65	48	H	Mercer	50 71					
				303	H	Wofford	76 46	156	H	Samford	68 58					
				190	H	Furman	45 50	190	A	Furman	57 58					
				109	H	ETSU	55 61	303	A	Wofford	54 47					

Non-Div I Games:

Chattanooga

Loss,
Non-Conf,
S Site,
H Home
A Away
N Neutral

Average RPI Win:	321	WON-LOST	WINNING	LAST 10	STRENGTH OF	OPP. STRENGTH	TEAM	ADJ.	CONF.	ADJ CONF.
Average RPI Loss:	211	RECORD	PCT. RANK	GAMES	SCHEDULE	OF SCHEDULE	RPI	RPI	RPI	RPI
DIV. I ONLY	1- 28	349	1- 9	269	328	346	346	30	30	
DIV. I NON-CONF.	0- 15	337	0- 0	206	272	340	340	31	31	

TOTALS	RPI 1-25	RPI 26-50	W-L RECORDS	RPI 51-100	RPI 101-999	RPI 201+				
1- 28	0- 0	0- 0	OVERALL	0- 4	1- 24	1- 17				
0- 14	0- 0	0- 0	HOME	0- 1	0- 13	0- 9				
1- 13	0- 0	0- 0	AWAY	0- 3	1- 10	1- 8				
0- 1	0- 0	0- 0	NEUTRAL	0- 0	0- 1	0- 0				
0- 15	0- 0	0- 0	NON-CONFERENCE	0- 4	0- 11	0- 4				
0- 7	0- 0	0- 0	HOME	0- 1	0- 6	0- 2				
0- 7	0- 0	0- 0	AWAY	0- 3	0- 4	0- 2				
0- 1	0- 0	0- 0	NEUTRAL	0- 0	0- 1	0- 0				
1- 13	0- 0	0- 0	CONFERENCE	0- 0	1- 13	1- 13				
0- 7	0- 0	0- 0	HOME	0- 0	0- 7	0- 7				
1- 6	0- 0	0- 0	AWAY	0- 0	1- 6	1- 6				
0- 0	0- 0	0- 0	NEUTRAL	0- 0	0- 0	0- 0				

RPI 1-25				RPI 26-50				RPI 51-100				RPI 101+				Team's RPI: 346	
RPI	S	Opponent	Score	RPI	S	Opponent	Score	RPI	S	Opponent	Score	RPI	S	Opponent	Score		
								91	A	Kansas St.	51	99	127	H	Milwaukee	59	84
								92	A	Wright St.	39	84	134	H	Northern Ill.	59	80
								96	A	Western Ill.	54	71	148	A	Wichita St.	63	66
								96	H	Western Ill.	45	83	170	N	Oral Roberts	43	73
												174	H	Northwestern	36	63	
												183	A	Pittsburgh	49	87	
												191	H	Morehead St.	40	79	
												209	A	New Mexico St.	59	74	
												209	H	New Mexico St.	55	63	
												210	A	CSU Bakersfield	49	63	
												210	H	CSU Bakersfield	36	63	
												219	A	Seattle U	60	72	
												219	H	Seattle U	56	63	
												234	A	Illinois	56	66	
												249	A	Grand Canyon	36	64	
												249	H	Grand Canyon	43	59	
												279	A	UMKC	47	106	
												279	H	UMKC	47	59	
												296	H	Jackson St.	69	87	
												298	A	Valparaiso	60	71	
												305	H	Loyola Chicago	28	46	
												309	A	UTRGV	44	81	
												309	H	UTRGV	62	69	
												321	A	Utah Valley	84	74	
												321	H	Utah Valley	30	68	

LAST 12 Division I GAMES:																	
				279	H	UMKC	47	59	249	H	Grand Canyon	43	59				
				309	H	UTRGV	62	69	210	H	CSU Bakersfield	36	63				
				209	H	New Mexico St.	55	63	309	A	UTRGV	44	81				
				279	A	UMKC	47	106	210	A	CSU Bakersfield	49	63				
				219	A	Seattle U	60	72	249	A	Grand Canyon	36	64				
				321	A	Utah Valley	84	74	321	H	Utah Valley	30	68				

Non-Div I Games:

Chicago St.

Average RPI Win:	191	WON-LOST	WINNING	LAST 10	STRENGTH OF	OPP. STRENGTH	TEAM	ADJ.	CONF.	ADJ CONF.
Average RPI Loss:	100	RECORD	PCT. RANK	GAMES	SCHEDULE	OF SCHEDULE	RPI	RPI	RPI	RPI
DIV. I ONLY	18- 11	103	6- 4	145	86	111	111	7	7	
DIV. I NON-CONF.	7- 5	132	0- 0	248	139	209	209	7	7	

TOTALS	RPI 1-25	RPI 26-50	W-L RECORDS	RPI 51-100	RPI 101-999	RPI 201+				
18- 11	0- 4	0- 1	OVERALL	3- 0	15- 6	7- 1				
11- 6	0- 2	0- 1	HOME	2- 0	9- 3	5- 0				
6- 5	0- 2	0- 0	AWAY	1- 0	5- 3	2- 1				
1- 0	0- 0	0- 0	NEUTRAL	0- 0	1- 0	0- 0				
7- 5	0- 1	0- 0	NON-CONFERENCE	1- 0	6- 4	6- 1				
6- 3	0- 1	0- 0	HOME	1- 0	5- 2	5- 0				
1- 2	0- 0	0- 0	AWAY	0- 0	1- 2	1- 1				
0- 0	0- 0	0- 0	NEUTRAL	0- 0	0- 0	0- 0				
11- 6	0- 3	0- 1	CONFERENCE	2- 0	9- 2	1- 0				
5- 3	0- 1	0- 1	HOME	1- 0	4- 1	0- 0				
5- 3	0- 2	0- 0	AWAY	1- 0	4- 1	1- 0				
1- 0	0- 0	0- 0	NEUTRAL	0- 0	1- 0	0- 0				

RPI 1-25				RPI 26-50				RPI 51-100				RPI 101+				Team's RPI: 111
RPI	S	Opponent	Score	RPI	S	Opponent	Score	RPI	S	Opponent	Score	RPI	S	Opponent	Score	
2	A	UConn	65 106	43	H	UCF	38 50	77	A	Houston	88 82	109	A	ETSU	77 87	
6	H	Ohio St.	76 87					77	H	Houston	61 57	117	H	Saint Francis (PA)	73 77	
14	A	South Fla.	65 84					83	H	Miami (OH)	73 62	122	H	Tulane	83 52	
14	H	South Fla.	46 69									148	A	Wichita St.	75 69	
												181	A	Temple	70 52	
												181	H	Temple	80 72	
												183	H	Pittsburgh	46 66	
												189	H	Memphis	64 53	
												193	A	East Carolina	66 54	
												193	H	East Carolina	70 79	
												194	A	Tulsa	51 64	
												194	H	Tulsa	78 41	
												194	N	Tulsa	66 65	
												203	H	Bowling Green	75 51	
												213	A	SMU	58 40	
												223	A	Xavier	50 53	
												231	H	Southeast Mo. St.	65 52	
												259	H	Howard	87 53	
												283	A	Old Dominion	54 33	
												299	H	Southeastern La.	82 43	
												314	H	Eastern Ky.	64 53	

LAST 12 Division I GAMES:																
194	N	Tulsa	66 65	148	A	Wichita St.	75 69									
77	H	Houston	61 57	2	A	UConn	65 106									
14	A	South Fla.	65 84	43	H	UCF	38 50									
181	A	Temple	70 52	193	H	East Carolina	70 79									
194	H	Tulsa	78 41	213	A	SMU	58 40									
122	H	Tulane	83 52	189	H	Memphis	64 53									

Non-Div I Games: Slippery Rock 85 52

Cincinnati

C
l
e
m
s
o
n

Clemson				Through Games Of March 4, 2018							
Average RPI	Win:	241	WON-LOST	WINNING	LAST 10	STRENGTH OF	OPP. STRENGTH	TEAM	ADJ.	CONF.	ADJ CONF.
Average RPI	Loss:	53	RECORD	PCT. RANK	GAMES	SCHEDULE	OF SCHEDULE	RPI	RPI	RPI	RPI
DIV. I ONLY			11- 19	245	0- 10	59	62	166	166	1	1
DIV. I NON-CONF.			10- 3	52	0- 0	199	284	101	101	1	1

TOTALS		RPI 1-25		RPI 26-50		W-L RECORDS		RPI 51-100	RPI 101-999		RPI 201+
11- 19		0- 8		0- 3		OVERALL		1- 4	10- 4		8- 0
7- 8		0- 4		0- 1		HOME		0- 1	7- 2		6- 0
3- 8		0- 3		0- 2		AWAY		1- 2	2- 1		1- 0
1- 3		0- 1		0- 0		NEUTRAL		0- 1	1- 1		1- 0
10- 3		0- 2		0- 0		NON-CONFERENCE		1- 0	9- 1		7- 0
6- 1		0- 1		0- 0		HOME		0- 0	6- 0		5- 0
3- 0		0- 0		0- 0		AWAY		1- 0	2- 0		1- 0
1- 2		0- 1		0- 0		NEUTRAL		0- 0	1- 1		1- 0
1- 16		0- 6		0- 3		CONFERENCE		0- 4	1- 3		1- 0
1- 7		0- 3		0- 1		HOME		0- 1	1- 2		1- 0
0- 8		0- 3		0- 2		AWAY		0- 2	0- 1		0- 0
0- 1		0- 0		0- 0		NEUTRAL		0- 1	0- 0		0- 0

RPI 1-25				RPI 26-50				RPI 51-100				RPI 101+ Team's RPI: 166			
RPI	S	Opponent	Score	RPI	S	Opponent	Score	RPI	S	Opponent	Score	RPI	S	Opponent	Score
1	A	Notre Dame	37 90	30	A	Virginia	41 70	59	A	Nebraska	67 66	108	H	Wake Forest	55 61
3	A	Louisville	46 65	35	A	Syracuse	51 86	67	A	Virginia Tech	45 53	116	A	North Carolina	52 59
8	A	Florida St.	43 91	50	H	Miami (FL)	60 72	68	A	Georgia Tech	33 66	124	A	Louisiana Tech	55 47
8	H	Florida St.	47 69					68	H	Georgia Tech	48 60	126	N	Central Ark.	47 53
12	H	South Carolina	36 66					68	N	Georgia Tech	52 61	161	H	Jacksonville St.	53 45
17	H	NC State	41 62									183	H	Pittsburgh	42 58
18	H	Duke	35 60									207	H	Boston College	65 61
19	N	Buffalo	41 61									245	H	Prairie View	64 58
LAST 12 Division I GAMES:															
68	N	Georgia Tech	52 61	68	H	Georgia Tech	48 60	108	H	Pittsburgh	42 58	284	H	Monmouth	57 54
108	H	Wake Forest	55 61	17	H	NC State	41 62	300	A	FIU	67 65	301	H	Kennesaw St.	41 28
67	A	Virginia Tech	45 53	35	A	Syracuse	51 86	322	H	South Carolina St.	56 48	325	H	Charleston So.	66 30
8	A	Florida St.	43 91	1	A	Notre Dame	37 90	326	N	Detroit Mercy	72 44				
18	H	Duke	35 60	207	H	Boston College	65 61								
3	A	Louisville	46 65												

Non-Div I Games:

Clemson

C
l
e
m
s
o
n

Average RPI		Win: 225	WON-LOST RECORD	WINNING PCT. RANK	LAST 10 GAMES	STRENGTH OF SCHEDULE	OPP. STRENGTH OF SCHEDULE	TEAM RPI	ADJ. RPI	CONF. RPI	ADJ. CONF. RPI
Loss: 94											
DIV. I ONLY		19- 11	98	6- 4	175	164	118	118	11	11	
DIV. I NON-CONF.		8- 3	65	0- 0	258	195	117	117	15	15	
TOTALS		RPI 1-25	RPI 26-50	W-L RECORDS		RPI 51-100	RPI 101-999	RPI 201+			
19- 11	1- 1		0- 1	OVERALL		3- 4	15- 5	12- 0			
10- 4	1- 0		0- 1	HOME		2- 1	7- 2	6- 0			
8- 5	0- 1		0- 0	AWAY		1- 2	7- 2	6- 0			
1- 2	0- 0		0- 0	NEUTRAL		0- 1	1- 1	0- 0			
8- 3	0- 0		0- 1	NON-CONFERENCE		1- 1	7- 1	6- 0			
4- 1	0- 0		0- 1	HOME		1- 0	3- 0	3- 0			
3- 1	0- 0		0- 0	AWAY		0- 1	3- 0	3- 0			
1- 1	0- 0		0- 0	NEUTRAL		0- 0	1- 1	0- 0			
11- 8	1- 1		0- 0	CONFERENCE		2- 3	8- 4	6- 0			
6- 3	1- 0		0- 0	HOME		1- 1	4- 2	3- 0			
5- 4	0- 1		0- 0	AWAY		1- 1	4- 2	3- 0			
0- 1	0- 0		0- 0	NEUTRAL		0- 1	0- 0	0- 0			

RPI 1-25			
RPI	S	Opponent	Score
25	A	Green Bay	43 69
25	H	Green Bay	71 60

RPI 26-50			
RPI	S	Opponent	Score
34	H	Ball St.	64 76

RPI 51-100			
RPI	S	Opponent	Score
71	A	Toledo	56 65
76	A	IUPUI	56 94
76	H	IUPUI	64 77
92	A	Wright St.	70 63
92	H	Wright St.	71 70
92	N	Wright St.	61 83
100	H	Ohio	71 64

RPI 101+			
RPI	S	Opponent	Score
121	N	Saint Louis	64 80
127	A	Milwaukee	72 79
127	H	Milwaukee	63 69
145	A	Youngstown St.	69 76
145	H	Youngstown St.	52 66
159	N	Louisiana	54 45
188	A	Oakland	86 66
188	H	Oakland	70 62
214	H	Eastern Mich.	77 65
233	A	Niagara	70 61
239	A	Illinois St.	56 47
254	A	Northern Ky.	70 65
254	H	Northern Ky.	72 49
267	A	Bradley	67 65
313	H	Marshall	85 76
326	A	Detroit Mercy	90 76
326	H	Detroit Mercy	75 50
331	A	Ill.-Chicago	64 42
331	H	Ill.-Chicago	70 67
345	H	Eastern Ill.	77 69

Team's RPI: 118			
RPI	S	Opponent	Score
92	N	Wright St.	61 83
145	A	Youngstown St.	69 76
92	A	Wright St.	70 63
127	H	Milwaukee	63 69
25	H	Green Bay	71 60
76	A	IUPUI	56 94
331	A	Ill.-Chicago	64 42
188	A	Oakland	86 66
326	A	Detroit Mercy	90 76
254	H	Northern Ky.	72 49
92	H	Wright St.	71 70
145	H	Youngstown St.	52 66

LAST 12 Division I GAMES:			
92 N Wright St.	61	83	
145 A Youngstown St.	69	76	
92 A Wright St.	70	63	
127 H Milwaukee	63	69	
25 H Green Bay	71	60	
76 A IUPUI	56	94	
331 A Ill.-Chi cago	64	42	
188 A Oakl and	86	66	
326 A Detroi t Mercy	90	76	
254 H Northern Ky.	72	49	
92 H Wri ght St.	71	70	
145 H Youn gsto wn St.	52	66	

Non-Div I Games:

Cleveland and St.

Average RPI Win:	244	WON-LOST	WINNING	LAST 10	STRENGTH OF	OPP. STRENGTH	TEAM	ADJ.	CONF.	ADJ CONF.
Average RPI Loss:	166	RECORD	PCT. RANK	GAMES	SCHEDULE	OF SCHEDULE	RPI	RPI	RPI	RPI
DIV. I ONLY	14- 13	163	5- 5	255	266	228	228	22	22	
DIV. I NON-CONF.	4- 5	202	0- 0	331	218	326	326	23	23	

TOTALS	RPI 1-25	RPI 26-50	W-L RECORDS	RPI 51-100	RPI 101-999	RPI 201+				
14- 13	0- 0	0- 1	OVERALL	0- 3	14- 9	9- 5				
11- 4	0- 0	0- 0	HOME	0- 1	11- 3	7- 3				
3- 6	0- 0	0- 0	AWAY	0- 1	3- 5	2- 1				
0- 3	0- 0	0- 1	NEUTRAL	0- 1	0- 1	0- 1				
4- 5	0- 0	0- 1	NON-CONFERENCE	0- 1	4- 3	4- 3				
4- 2	0- 0	0- 0	HOME	0- 0	4- 2	4- 2				
0- 0	0- 0	0- 0	AWAY	0- 0	0- 0	0- 0				
0- 3	0- 0	0- 1	NEUTRAL	0- 1	0- 1	0- 1				
10- 8	0- 0	0- 0	CONFERENCE	0- 2	10- 6	5- 2				
7- 2	0- 0	0- 0	HOME	0- 1	7- 1	3- 1				
3- 6	0- 0	0- 0	AWAY	0- 1	3- 5	2- 1				
0- 0	0- 0	0- 0	NEUTRAL	0- 0	0- 0	0- 0				

RPI 1-25	RPI 26-50	RPI 51-100	RPI 101+	Team's RPI: 228
RPI S Opponent Score	RPI S Opponent Score	RPI S Opponent Score	RPI S Opponent Score	
	35 N Syracuse 57 69	59 N Nebraska 47 55	138 A Texas St. 69 78	
		95 A Little Rock 44 53	138 H Texas St. 65 64	
		95 H Little Rock 49 51	159 A Louisiana 55 59	
			165 A South Ala. 62 68	
			165 H South Ala. 71 56	
			167 A UT Arlington 63 65	
			167 H UT Arlington 89 76	
			180 A Troy 97 92	
			180 H Troy 84 71	
			208 A Arkansas St. 73 65	
			208 H Arkansas St. 63 70	
			217 H UNCG 54 60	
			224 N North Texas 34 50	
			258 H UNCW 57 41	
			263 H Col. of Charleston 70 72	
			274 A Appalachi an St. 66 51	
			274 H Appalachi an St. 73 68	
			303 H Wofford 67 51	
			306 H Georgia St. 64 49	
			318 H N.C. Central 68 65	
			324 H Fort Wayne 67 58	
			327 H Ga. Southern 54 51	
			337 A La. -Monroe 56 62	
LAST 12 Division I GAMES:				
274 A Appalachi an St. 66 51	167 A UT Arlington 63 65			
208 A Arkansas St. 73 65	138 A Texas St. 69 78			
95 A Little Rock 44 53	95 H Little Rock 49 51			
165 H South Ala. 71 56	208 H Arkansas St. 63 70			
180 H Troy 84 71	180 A Troy 97 92			
274 H Appalachi an St. 73 68	165 A South Ala. 62 68			

Non-Div I Games: Lees-McRae 73 47 Allen 93 49

Coastal Caro.

Average RPI Win:	260	WON-LOST	WINNING	LAST 10	STRENGTH OF	OPP. STRENGTH	TEAM	ADJ.	CONF.	ADJ CONF.
Average RPI Loss:	133	RECORD	PCT. RANK	GAMES	SCHEDULE	OF SCHEDULE	RPI	RPI	RPI	RPI
DIV. I ONLY	6- 23	320	1- 9	125	140	263	263	10	10	
DIV. I NON-CONF.	4- 7	226	0- 0	188	163	226	226	12	12	

TOTALS	RPI 1-25	RPI 26-50	W-L RECORDS	RPI 51-100	RPI 101-999	RPI 201+				
6- 23	0- 2	0- 4	OVERALL	0- 3	6- 14	6- 6				
2- 12	0- 0	0- 2	HOME	0- 1	2- 9	2- 5				
4- 11	0- 2	0- 2	AWAY	0- 2	4- 5	4- 1				
0- 0	0- 0	0- 0	NEUTRAL	0- 0	0- 0	0- 0				
4- 7	0- 2	0- 0	NON-CONFERENCE	0- 1	4- 4	4- 2				
2- 3	0- 0	0- 0	HOME	0- 0	2- 3	2- 2				
2- 4	0- 2	0- 0	AWAY	0- 1	2- 1	2- 0				
0- 0	0- 0	0- 0	NEUTRAL	0- 0	0- 0	0- 0				
2- 16	0- 0	0- 4	CONFERENCE	0- 2	2- 10	2- 4				
0- 9	0- 0	0- 2	HOME	0- 1	0- 6	0- 3				
2- 7	0- 0	0- 2	AWAY	0- 1	2- 4	2- 1				
0- 0	0- 0	0- 0	NEUTRAL	0- 0	0- 0	0- 0				

RPI 1-25				RPI 26-50				RPI 51-100				RPI 101+ Team's RPI: 263			
RPI	S	Opponent	Score	RPI	S	Opponent	Score	RPI	S	Opponent	Score	RPI	S	Opponent	Score
12	A	South Carolina	43 69	46	A	Drexel	57 71	64	A	James Madison	53 67	108	H	Wake Forest	40 77
20	A	Central Mich.	58 79	46	H	Drexel	53 80	64	H	James Madison	45 67	114	A	Delaware	51 79
				47	A	Elon	44 97	66	A	Michigan St.	43 107	114	H	Delaware	59 68
				47	H	Elon	55 77					139	A	Northeastern	37 59
												139	H	Northeastern	48 67
												152	A	William & Mary	66 79
												152	H	William & Mary	54 68
												190	A	Furman	58 72
												228	A	Coastal Caro.	72 70
												241	A	North Florida	73 69
												243	A	Hofstra	60 65
												243	H	Hofstra	60 75
												256	H	Campbell	45 53
												258	A	UNCW	72 63
												258	H	UNCW	60 76
												261	H	Lipscomb	85 69
												270	A	Towson	80 67
												270	H	Towson	58 83
												274	H	Appalachian St.	70 76
												303	H	Wofford	59 51

LAST 12 Division I GAMES:															
				46	A	Drexel	57 71	46	H	Drexel	53 80				
				139	H	Northeastern	48 67	47	H	Elon	55 77				
				258	H	UNCW	60 76	64	A	James Madison	53 67				
				114	A	Delaware	51 79	152	A	William & Mary	66 79				
				47	A	Elon	44 97	270	H	Towson	58 83				
				258	A	UNCW	72 63	64	H	James Madison	45 67				

Non-Div I Games:

Col. of Charleston

Loss,
Non-Conf,
S Site,
H Home
A Away
N Neutral

Average RPI Win:	262	WON-LOST	WINNING	LAST 10	STRENGTH OF	OPP. STRENGTH	TEAM	ADJ.	CONF.	ADJ CONF.
Average RPI Loss:	161	RECORD	PCT. RANK	GAMES	SCHEDULE	OF SCHEDULE	RPI	RPI	RPI	RPI
DIV. I ONLY	7- 23	305	3- 7	200	223	287	287	15	15	
DIV. I NON-CONF.	4- 7	226	0- 0	279	299	254	254	18	18	

TOTALS	RPI 1-25	RPI 26-50	W-L RECORDS	RPI 51-100	RPI 101-999	RPI 201+				
7- 23	0- 0	0- 1	OVERALL	0- 7	7- 15	6- 9				
3- 10	0- 0	0- 0	HOME	0- 3	3- 7	3- 3				
4- 13	0- 0	0- 1	AWAY	0- 4	4- 8	3- 6				
0- 0	0- 0	0- 0	NEUTRAL	0- 0	0- 0	0- 0				
4- 7	0- 0	0- 1	NON-CONFERENCE	0- 1	4- 5	4- 2				
1- 3	0- 0	0- 0	HOME	0- 0	1- 3	1- 1				
3- 4	0- 0	0- 1	AWAY	0- 1	3- 2	3- 1				
0- 0	0- 0	0- 0	NEUTRAL	0- 0	0- 0	0- 0				
3- 16	0- 0	0- 0	CONFERENCE	0- 6	3- 10	2- 7				
2- 7	0- 0	0- 0	HOME	0- 3	2- 4	2- 2				
1- 9	0- 0	0- 0	AWAY	0- 3	1- 6	0- 5				
0- 0	0- 0	0- 0	NEUTRAL	0- 0	0- 0	0- 0				

RPI S Opponent	Score	RPI S Opponent	Score	RPI S Opponent	Score	RPI S Opponent	Score	Team's RPI: 287
		35 A Syracuse	39 79	53 A American	44 67	125 A Yale	56 82	
				53 H American	55 77	164 A Army West Point	49 69	
				55 A Arizona St.	54 65	164 H Army West Point	54 62	
				75 A Navy	54 70	168 H Brown	73 83	
				75 H Navy	42 69	196 A Lehigh	54 48	
				90 A Bucknell I	57 77	196 H Lehigh	51 59	
				90 H Bucknell I	42 63	197 H Siena	70 73	
						229 A Boston U.	64 66	
						229 H Boston U.	49 62	
						233 H Niagara	44 81	
						235 A Loyola Maryland	55 70	
						235 H Loyola Maryland	71 60	
						237 A Lafayette	48 63	
						237 H Lafayette	60 55	
						238 A Holy Cross	52 61	
						238 A Holy Cross	47 66	
						238 H Holy Cross	64 71	
						264 A Cornell	74 70	
						270 A Towson	65 61	
						285 A Canisius	70 63	
						286 A Fairleigh Dickinson	51 61	
						348 H UMass Lowell	84 64	
LAST 12 Division I GAMES:								
238 A Holy Cross	47 66	90 H Bucknell I	42 63					
237 H Lafayette	60 55	229 A Boston U.	64 66					
238 A Holy Cross	52 61	75 H Navy	42 69					
164 A Army West Point	49 69	53 A American	44 67					
235 H Loyola Maryland	71 60	164 H Army West Point	54 62					
196 A Lehigh	54 48	235 A Loyola Maryland	55 70					

Non-Div I Games:

Colgate

Average RPI Win:	211	WON-LOST	WINNING	LAST 10	STRENGTH OF	OPP. STRENGTH	TEAM	ADJ.	CONF.	ADJ CONF.
Average RPI Loss:	113	RECORD	PCT. RANK	GAMES	SCHEDULE	OF SCHEDULE	RPI	RPI	RPI	RPI
DIV. I ONLY	18- 10	93	7- 3	144	152	120	120	16	16	
DIV. I NON-CONF.	7- 3	74	0- 0	82	209	96	96	14	14	

TOTALS	RPI 1-25	RPI 26-50	W-L RECORDS	RPI 51-100	RPI 101-999	RPI 201+				
18- 10	0- 0	2- 1	OVERALL	2- 3	14- 6	12- 0				
11- 6	0- 0	1- 1	HOME	1- 1	9- 4	8- 0				
7- 4	0- 0	1- 0	AWAY	1- 2	5- 2	4- 0				
0- 0	0- 0	0- 0	NEUTRAL	0- 0	0- 0	0- 0				
7- 3	0- 0	2- 1	NON-CONFERENCE	0- 0	5- 2	3- 0				
5- 3	0- 0	1- 1	HOME	0- 0	4- 2	3- 0				
2- 0	0- 0	1- 0	AWAY	0- 0	1- 0	0- 0				
0- 0	0- 0	0- 0	NEUTRAL	0- 0	0- 0	0- 0				
11- 7	0- 0	0- 0	CONFERENCE	2- 3	9- 4	9- 0				
6- 3	0- 0	0- 0	HOME	1- 1	5- 2	5- 0				
5- 4	0- 0	0- 0	AWAY	1- 2	4- 2	4- 0				
0- 0	0- 0	0- 0	NEUTRAL	0- 0	0- 0	0- 0				

RPI	S	Opponent	Score	RPI	S	Opponent	Score	RPI	S	Opponent	Score	RPI	S	Opponent	Score	Team's RPI: 120
33	H	Oklahoma	46 78	80	A	Wyoming	64 53	133	A	Boise St.	49 55					
36	H	Gonzaga	65 49	80	H	Wyoming	49 53	133	H	Boise St.	58 62					
37	A	Northern Colo.	55 44	82	A	New Mexico	48 54	141	A	Fresno St.	45 56					
				82	H	New Mexico	74 71	141	H	Fresno St.	64 75					
				87	A	UNLV	52 56	144	H	Colorado	67 70					
								151	H	Idaho	69 83					
								153	H	BYU	56 54					
								177	A	Denver	61 56					
								205	A	Nevada	65 59					
								205	H	Nevada	75 64					
								245	H	Prairie View	71 59					
								269	A	San Diego St.	65 63					
								269	H	San Diego St.	72 43					
								278	H	Morgan St.	60 44					
								281	A	San Jose St.	73 66					
								281	H	San Jose St.	63 48					
								289	A	Air Force	40 39					
								289	H	Air Force	61 50					
								304	H	Utah St.	56 45					
								318	H	N.C. Central	85 48					

LAST 12 Division I GAMES:																
82	A	New Mexico	48 54	205	A	Nevada	65 59									
205	H	Nevada	75 64	80	A	Wyoming	64 53									
133	A	Boise St.	49 55	82	H	New Mexico	74 71									
141	H	Fresno St.	64 75	269	H	San Diego St.	72 43									
281	A	San Jose St.	73 66	87	A	UNLV	52 56									
289	H	Air Force	61 50	289	A	Air Force	40 39									

Non-Div I Games: Eastern N.M. 75 35

Colorado St.

■ Loss,
 ■ Non-Conf, S Site,
 ■ Home
 ■ Away
 N Neutral

Average RPI Win: 229	WON-LOST RECORD	WINNING PCT. RANK	LAST 10 GAMES	STRENGTH OF SCHEDULE	OPP. STRENGTH OF SCHEDULE	TEAM RPI	ADJ. RPI	CONF. RPI	ADJ CONF. RPI
Average RPI Loss: 105									
DIV. I ONLY	8- 21	281	1- 9	79	119	211	211	9	9
DIV. I NON-CONF.	6- 9	214	0- 0	138	170	185	185	9	9

TOTALS	RPI 1-25	RPI 26-50	W-L RECORDS	RPI 51-100	RPI 101-999	RPI 201+			
8- 21	0- 3	0- 2	OVERALL	0- 6	8- 10	6- 2			
3- 9	0- 1	0- 1	HOME	0- 2	3- 5	2- 1			
5- 9	0- 0	0- 1	AWAY	0- 3	5- 5	4- 1			
0- 3	0- 2	0- 0	NEUTRAL	0- 1	0- 0	0- 0			
6- 9	0- 3	0- 0	NON-CONFERENCE	0- 2	6- 4	5- 1			
3- 2	0- 1	0- 0	HOME	0- 0	3- 1	2- 0			
3- 4	0- 0	0- 0	AWAY	0- 1	3- 3	3- 1			
0- 3	0- 2	0- 0	NEUTRAL	0- 1	0- 0	0- 0			
2- 12	0- 0	0- 2	CONFERENCE	0- 4	2- 6	1- 1			
0- 7	0- 0	0- 1	HOME	0- 2	0- 4	0- 1			
2- 5	0- 0	0- 1	AWAY	0- 2	2- 2	1- 0			
0- 0	0- 0	0- 0	NEUTRAL	0- 0	0- 0	0- 0			

RPI 1-25				RPI 26-50				RPI 51-100				RPI 101+ Team's RPI: 211			
RPI	S	Opponent	Score	RPI	S	Opponent	Score	RPI	S	Opponent	Score	RPI	S	Opponent	Score
4	N	Mississippi St.	54 90	29	A	Princeton	47 69	51	A	Harvard	67 85	106	A	Rice	44 67
19	H	Buffalo	63 65	29	H	Princeton	46 74	51	H	Harvard	59 78	115	A	Dartmouth	65 88
25	N	Green Bay	43 61					55	N	Arizona St.	48 72	115	H	Dartmouth	77 88
								61	A	Penn	51 70	117	H	Saint Francis (PA)	94 81
								61	H	Penn	39 75	125	A	Yale	59 66
								77	A	Houston	53 77	125	H	Yale	50 73
												168	A	Brown	90 74
												168	H	Brown	80 84
												182	A	Hampton	58 60
												198	H	Richmond	79 85
												207	H	Boston College	68 60
												215	A	Providence	73 64
												243	H	Hofstra	75 53
												264	A	Cornell	72 54
												264	H	Cornell	47 57
												291	A	Vermont	73 66
												323	A	UMBC	60 44
												348	A	UMass Lowell	70 77

LAST 12 Division I GAMES:															
51	H	Harvard	59 78	168	H	Brown	80 84								
115	H	Dartmouth	77 88	125	H	Yale	50 73								
125	A	Yale	59 66	115	A	Dartmouth	65 88								
168	A	Brown	90 74	51	A	Harvard	67 85								
29	H	Princeton	46 74	264	A	Cornell	72 54								
61	H	Penn	39 75	264	H	Cornell	47 57								

Non-Div I Games:

Columbi a

Average RPI Win: 308	WON-LOST RECORD	WINNING PCT. RANK	LAST 10 GAMES	STRENGTH OF SCHEDULE	OPP. STRENGTH OF SCHEDULE	TEAM RPI	ADJ. RPI	CONF. RPI	ADJ CONF. RPI
Average RPI Loss: 188									
DIV. I ONLY	6- 22	313	2- 8	203	327	320	320	31	31
DIV. I NON-CONF.	1- 11	331	0- 0	107	147	293	293	30	30

TOTALS	RPI 1-25	RPI 26-50	W-L RECORDS	RPI 51-100	RPI 101-999	RPI 201+			
6- 22	0- 3	0- 0	OVERALL	0- 1	6- 18	6- 10			
6- 4	0- 1	0- 0	HOME	0- 0	6- 3	6- 1			
0- 16	0- 0	0- 0	AWAY	0- 0	0- 5	0- 5			
0- 2	0- 1	0- 0	NEUTRAL	0- 0	0- 1	0- 1			
1- 11	0- 3	0- 0	NON-CONFERENCE	0- 1	1- 7	1- 4			
1- 1	0- 1	0- 0	HOME	0- 0	1- 0	1- 0			
0- 8	0- 1	0- 0	AWAY	0- 1	0- 6	0- 3			
0- 2	0- 1	0- 0	NEUTRAL	0- 0	0- 1	0- 1			
5- 11	0- 0	0- 0	CONFERENCE	0- 0	5- 11	5- 6			
5- 3	0- 0	0- 0	HOME	0- 0	5- 3	5- 1			
0- 8	0- 0	0- 0	AWAY	0- 0	0- 8	0- 5			
0- 0	0- 0	0- 0	NEUTRAL	0- 0	0- 0	0- 0			

RPI	S	Opponent	Score	RPI	S	Opponent	Score	RPI	S	Opponent	Score	RPI	S	Opponent	Score	Team's RPI: 320
5	A	Baylor	54 100					63	A	West Virginia	43 101	102	A	Middle Tenn.	39 69	
16	H	Maryland	49 113									113	A	SFA	59 72	
22	N	Missouri	50 73									131	A	Bethune-Cookman	38 64	
												131	H	Bethune-Cookman	63 75	
												154	A	Charlotte	49 78	
												169	A	N. C. A&T	63 64	
												182	A	Hampton	35 67	
												182	H	Hampton	48 83	
												202	A	Norfolk St.	57 71	
												259	H	Howard	69 87	
												262	N	Manhattan	56 74	
												273	H	UMES	69 63	
												278	A	Morgan St.	59 73	
												278	H	Morgan St.	55 53	
												280	A	VCU	47 62	
												283	A	Old Dominion	67 75	
												292	H	Mt. St. Mary's	68 54	
												318	A	N. C. Central	52 60	
												322	A	South Carolina St.	65 67	
												322	H	South Carolina St.	56 39	
												325	A	Charleston So.	58 72	
												332	A	Delaware St.	66 70	
												339	H	Florida A&M	62 56	
												344	H	Savannah St.	66 57	
LAST 12 Division I GAMES:																
259	H	Howard	69 87	131	A	Bethune-Cookman	38 64									
278	A	Morgan St.	59 73	182	A	Hampton	35 67									
332	A	Delaware St.	66 70	273	H	UMES	69 63									
131	H	Bethune-Cookman	63 75	322	H	South Carolina St.	56 39									
182	H	Hampton	48 83	278	H	Morgan St.	55 53									
322	A	South Carolina St.	65 67	169	A	N. C. A&T	63 64									

Non-Div I Games:

Coppin St.

Average RPI Win: 236	WON-LOST RECORD	WINNING PCT. RANK	LAST 10 GAMES	STRENGTH OF SCHEDULE	OPP. STRENGTH OF SCHEDULE	TEAM RPI	ADJ. RPI	CONF. RPI	ADJ CONF. RPI
Average RPI Loss: 136									
DIV. I ONLY	7- 20	293	2- 8	176	143	264	264	9	9
DIV. I NON-CONF.	4- 9	249	0- 0	319	309	297	297	9	9

TOTALS	RPI 1-25	RPI 26-50	W-L RECORDS	RPI 51-100	RPI 101-999	RPI 201+			
7- 20	0- 0	0- 3	OVERALL	0- 4	7- 13	4- 4			
3- 10	0- 0	0- 1	HOME	0- 2	3- 7	0- 3			
4- 10	0- 0	0- 2	AWAY	0- 2	4- 6	4- 1			
0- 0	0- 0	0- 0	NEUTRAL	0- 0	0- 0	0- 0			
4- 9	0- 0	0- 1	NON-CONFERENCE	0- 0	4- 8	3- 3			
1- 5	0- 0	0- 0	HOME	0- 0	1- 5	0- 2			
3- 4	0- 0	0- 1	AWAY	0- 0	3- 3	3- 1			
0- 0	0- 0	0- 0	NEUTRAL	0- 0	0- 0	0- 0			
3- 11	0- 0	0- 2	CONFERENCE	0- 4	3- 5	1- 1			
2- 5	0- 0	0- 1	HOME	0- 2	2- 2	0- 1			
1- 6	0- 0	0- 1	AWAY	0- 2	1- 3	1- 0			
0- 0	0- 0	0- 0	NEUTRAL	0- 0	0- 0	0- 0			

RPI 1-25				RPI 26-50				RPI 51-100				RPI 101+ Team's RPI: 264			
RPI	S	Opponent	Score	RPI	S	Opponent	Score	RPI	S	Opponent	Score	RPI	S	Opponent	Score
29	A	Princeton	54 75	29	H	Princeton	40 72	51	A	Harvard	58 80	115	A	Dartmouth	40 55
29	H	Princeton	40 72	29	H	Princeton	40 72	51	H	Harvard	57 91	115	H	Dartmouth	51 49
46	A	Drexel	39 61	46	A	Drexel	39 61	61	A	Penn	48 68	125	A	Yale	56 69
								61	H	Penn	39 53	125	H	Yale	55 65
												157	H	Binghamton	58 66
												168	A	Brown	59 85
												168	H	Brown	70 68
												173	A	New Hampshire	45 48
												183	A	Pittsburgh	39 51
												187	H	Stony Brook	48 40
												188	H	Oakland	77 79
												196	H	Lehigh	57 62
												211	A	Columbia	57 47
												211	H	Columbia	54 72
												235	A	Loyola Maryland	63 78
												237	H	Lafayette	58 59
												285	A	Canisius	67 59
												287	H	Colgate	70 74
												338	A	NJIT	61 46
												348	A	UMass Lowell	71 53
LAST 12 Division I GAMES:															
115	H	Dartmouth	51 49	115	H	Dartmouth	51 49	125	H	Yale	55 65	125	H	Yale	55 65
51	H	Harvard	57 91	51	H	Harvard	57 91	168	H	Brown	70 68	168	H	Brown	70 68
168	A	Brown	59 85	168	A	Brown	59 85	51	A	Harvard	58 80	51	A	Harvard	58 80
125	A	Yale	56 69	125	A	Yale	56 69	115	A	Dartmouth	40 55	115	A	Dartmouth	40 55
61	H	Penn	39 53	61	H	Penn	39 53	211	H	Columbia	54 72	211	H	Columbia	54 72
29	H	Princeton	40 72	29	H	Princeton	40 72	211	A	Columbia	57 47	211	A	Columbia	57 47

Non-Div I Games:

Cornell

C
r
e
i
g
h
t
o
n

Creighton				Through Games Of March 4, 2018							
Average RPI	Win:	123	WON-LOST	WINNING	LAST 10	STRENGTH OF	OPP. STRENGTH	TEAM	ADJ.	CONF.	ADJ CONF.
Average RPI	Loss:	61	RECORD	PCT. RANK	GAMES	SCHEDULE	OF SCHEDULE	RPI	RPI	RPI	RPI
DIV. I ONLY		18- 11	103	7- 3		27	34	44	44	6	6
DIV. I NON-CONF.		6- 4	122	0- 0		13	15	40	40	6	6

TOTALS	RPI 1-25		RPI 26-50		W-L RECORDS	RPI 51-100		RPI 101-999		RPI 201+	
18- 11	1- 5		2- 1		OVERALL	5- 3		10- 2		5- 0	
10- 3	0- 3		2- 0		HOME	2- 0		6- 0		2- 0	
7- 6	1- 1		0- 1		AWAY	2- 3		4- 1		3- 0	
1- 2	0- 1		0- 0		NEUTRAL	1- 0		0- 1		0- 0	
6- 4	0- 2		1- 0		NON-CONFERENCE	2- 1		3- 1		1- 0	
3- 1	0- 1		1- 0		HOME	0- 0		2- 0		0- 0	
3- 1	0- 0		0- 0		AWAY	2- 1		1- 0		1- 0	
0- 2	0- 1		0- 0		NEUTRAL	0- 0		0- 1		0- 0	
12- 7	1- 3		1- 1		CONFERENCE	3- 2		7- 1		4- 0	
7- 2	0- 2		1- 0		HOME	2- 0		4- 0		2- 0	
4- 5	1- 1		0- 1		AWAY	0- 2		3- 1		2- 0	
1- 0	0- 0		0- 0		NEUTRAL	1- 0		0- 0		0- 0	

RPI 1-25				RPI 26-50				Team's RPI: 44				RPI 51-100				RPI 101+			
RPI	S	Opponent	Score	RPI	S	Opponent	Score	RPI	S	Opponent	Score	RPI	S	Opponent	Score				
8	H	Florida St.	82 92	28	A	Villanova	48 55	59	A	Nebraska	64 49	119	A	Seton Hall	68 51				
10	N	UCLA	63 72	28	H	Villanova	69 54	62	A	South Dakota	68 73	119	H	Seton Hall	81 64				
23	A	DePaul	67 77	31	H	South Dakota St.	72 65	70	A	Drake	108 100	123	A	Butler	53 59				
23	H	DePaul	54 82					72	A	St. John's (NY)	65 72	123	H	Butler	64 55				
24	A	Marquette	74 73					72	H	St. John's (NY)	53 39	135	H	UNI	89 78				
24	H	Marquette	77 92					72	N	St. John's (NY)	66 58	148	H	Wichita St.	66 61				
								98	A	Georgetown	67 70	200	N	Washington	64 67				
								98	H	Georgetown	69 58	215	A	Providence	87 84				
												215	H	Providence	73 56				
												223	A	Xavier	71 64				
												223	H	Xavier	65 54				
												242	A	Omaha	72 51				
LAST 12 Division I GAMES:																			
				72	N	St. John's (NY)	66 58	24	A	Marquette	74 73								
				28	A	Villanova	48 55	23	A	DePaul	67 77								
				98	A	Georgetown	67 70	119	H	Seton Hall	81 64								
				123	H	Butler	64 55	72	H	St. John's (NY)	53 39								
				223	H	Xavier	65 54	223	A	Xavier	71 64								
				215	A	Providence	87 84	123	A	Butler	53 59								

Non-Div I Games:

Creighton

C
r
e
i
g
h
t
o
n

Average RPI Win:	205	WON-LOST	WINNING	LAST 10	STRENGTH OF	OPP. STRENGTH	TEAM	ADJ.	CONF.	ADJ CONF.
Average RPI Loss:	92	RECORD	PCT. RANK	GAMES	SCHEDULE	OF SCHEDULE	RPI	RPI	RPI	RPI
DIV. I ONLY	15- 12	135	5- 5	117	117	115	115	9	9	
DIV. I NON-CONF.	8- 5	111	0- 0	207	197	118	118	9	9	

TOTALS	RPI 1-25	RPI 26-50	W-L RECORDS	RPI 51-100	RPI 101-999	RPI 201+				
15- 12	0- 1	0- 2	OVERALL	1- 5	14- 4	8- 1				
9- 4	0- 0	0- 1	HOME	1- 2	8- 1	6- 0				
6- 8	0- 1	0- 1	AWAY	0- 3	6- 3	2- 1				
0- 0	0- 0	0- 0	NEUTRAL	0- 0	0- 0	0- 0				
8- 5	0- 1	0- 0	NON-CONFERENCE	0- 2	8- 2	5- 0				
5- 1	0- 0	0- 0	HOME	0- 1	5- 0	4- 0				
3- 4	0- 1	0- 0	AWAY	0- 1	3- 2	1- 0				
0- 0	0- 0	0- 0	NEUTRAL	0- 0	0- 0	0- 0				
7- 7	0- 0	0- 2	CONFERENCE	1- 3	6- 2	3- 1				
4- 3	0- 0	0- 1	HOME	1- 1	3- 1	2- 0				
3- 4	0- 0	0- 1	AWAY	0- 2	3- 1	1- 1				
0- 0	0- 0	0- 0	NEUTRAL	0- 0	0- 0	0- 0				

RPI 1-25				RPI 26-50				RPI 51-100				RPI 101+				Team's RPI: 115
RPI	S	Opponent	Score	RPI	S	Opponent	Score	RPI	S	Opponent	Score	RPI	S	Opponent	Score	
6	A	Ohio St.	70 103	29	A	Princeton	63 82	51	A	Harvard	65 76	125	A	Yale	64 62	
				29	H	Princeton	67 79	51	H	Harvard	63 56	125	H	Yale	39 57	
								61	A	Penn	47 65	144	A	Colorado	81 75	
								61	H	Penn	50 79	157	A	Binghamton	64 80	
								74	H	Maine	51 64	158	A	Marist	60 51	
								84	A	Albany (NY)	61 76	164	A	Army West Point	56 71	
												168	A	Brown	77 60	
												168	H	Brown	78 73	
												173	H	New Hampshire	57 49	
												207	H	Boston College	68 57	
												211	A	Columbia	88 77	
												211	H	Columbia	88 65	
												238	A	Holy Cross	76 74	
												264	A	Cornell	49 51	
												264	H	Cornell	55 40	
												291	H	Vermont	66 56	
												334	H	Rhode Island	70 54	
												338	H	NJIT	81 50	

LAST 12 Division I GAMES:																
264	A	Cornell	49 51	29	A	Princeton	63 82									
211	A	Columbia	88 77	61	A	Penn	47 65									
61	H	Penn	50 79	211	H	Columbia	88 65									
29	H	Princeton	67 79	264	H	Cornell	55 40									
168	A	Brown	77 60	125	H	Yale	39 57									
125	A	Yale	64 62	168	H	Brown	78 73									

Non-Div I Games:

Dartmouth

■ Loss,
 ■ Non-Conf,
 ■ S Site,
 ■ Home
 ■ Away
 N Neutral

Average RPI Win:	257	WON-LOST	WINNING	LAST 10	STRENGTH OF	OPP. STRENGTH	TEAM	ADJ.	CONF.	ADJ CONF.
Average RPI Loss:	108	RECORD	PCT. RANK	GAMES	SCHEDULE	OF SCHEDULE	RPI	RPI	RPI	RPI
DIV. I ONLY	12- 18	229	4- 6	126	162	186	186	13	13	
DIV. I NON-CONF.	5- 8	220	0- 0	64	164	137	137	10	10	

TOTALS	RPI 1-25	RPI 26-50	W-L RECORDS	RPI 51-100	RPI 101-999	RPI 201+				
12- 18	0- 1	0- 5	OVERALL	0- 4	12- 8	9- 2				
5- 8	0- 0	0- 3	HOME	0- 3	5- 2	4- 1				
7- 10	0- 1	0- 2	AWAY	0- 1	7- 6	5- 1				
0- 0	0- 0	0- 0	NEUTRAL	0- 0	0- 0	0- 0				
5- 8	0- 1	0- 4	NON-CONFERENCE	0- 0	5- 3	3- 1				
2- 3	0- 0	0- 2	HOME	0- 0	2- 1	1- 1				
3- 5	0- 1	0- 2	AWAY	0- 0	3- 2	2- 0				
0- 0	0- 0	0- 0	NEUTRAL	0- 0	0- 0	0- 0				
7- 10	0- 0	0- 1	CONFERENCE	0- 4	7- 5	6- 1				
3- 5	0- 0	0- 1	HOME	0- 3	3- 1	3- 0				
4- 5	0- 0	0- 0	AWAY	0- 1	4- 4	3- 1				
0- 0	0- 0	0- 0	NEUTRAL	0- 0	0- 0	0- 0				

RPI 1-25				RPI 26-50				RPI 51-100				RPI 101+				Team's RPI: 186
RPI	S	Opponent	Score	RPI	S	Opponent	Score	RPI	S	Opponent	Score	RPI	S	Opponent	Score	
17	A	NC State	49 73	29	H	Princeton	57 63	73	H	Duquesne	54 79	107	A	George Mason	61 74	
				32	H	Dayton	68 85	79	H	George Washington	48 53	121	A	Saint Louis	72 88	
				43	A	UCF	54 62	85	A	Fordham	58 66	136	H	Saint Joseph's	62 64	
				47	H	Elon	58 75	85	H	Fordham	45 58	152	A	William & Mary	55 73	
				48	A	Mercer	54 69					154	H	Charlotte	68 66	
												190	A	Furman	62 65	
												195	A	High Point	82 74	
												198	A	Richmond	53 62	
												198	A	Richmond	68 65	
												225	H	UNC Asheville	58 50	
												227	H	Gardner-Webb	65 70	
												246	A	La Salle	58 51	
												257	A	St. Bonaventure	75 68	
												274	A	Appalachian St.	59 57	
												275	A	Massachusetts	68 70	
												275	H	Massachusetts	87 81	
												280	H	VCU	69 63	
												308	A	Western Caro.	70 57	
												334	A	Rhode Island	79 67	
												334	H	Rhode Island	77 67	

LAST 12 Division I GAMES:																
275	A	Massachusetts	68 70	121	A	Saint Louis	72 88									
198	A	Richmond	53 62	334	A	Rhode Island	79 67									
280	H	VCU	69 63	32	H	Dayton	68 85									
246	A	La Salle	58 51	275	H	Massachusetts	87 81									
136	H	Saint Joseph's	62 64	257	A	St. Bonaventure	75 68									
85	H	Fordham	45 58	79	H	George Washington	48 53									

Non-Div I Games:

Davidson

Average RPI Win: 172
Average RPI Loss: 58

Average RPI Win: 172		WON-LOST	WINNING	LAST 10	STRENGTH OF		OPP. STRENGTH	TEAM	ADJ.	CONF.	ADJ CONF.
Loss: 58		RECORD	PCT. RANK	GAMES	SCHEDULE		OF SCHEDULE	RPI	RPI	RPI	RPI
DIV. I ONLY		23- 6	29	8- 2	87		100	32	32	13	13
DIV. I NON-CONF.		7- 4	102	0- 0	48		65	67	67	10	10
TOTALS		RPI 1-25	RPI 26-50	W-L RECORDS		RPI 51-100	RPI 101-999	RPI 201+			
23- 6	0- 2	1- 1		OVERALL		7- 2	15- 1	8- 0			
12- 1	0- 1	1- 0		HOME		4- 0	7- 0	5- 0			
7- 3	0- 0	0- 1		AWAY		2- 1	5- 1	2- 0			
4- 2	0- 1	0- 0		NEUTRAL		1- 1	3- 0	1- 0			
7- 4	0- 2	1- 1		NON-CONFERENCE		2- 1	4- 0	3- 0			
4- 1	0- 1	1- 0		HOME		1- 0	2- 0	2- 0			
0- 2	0- 0	0- 1		AWAY		0- 1	0- 0	0- 0			
3- 1	0- 1	0- 0		NEUTRAL		1- 0	2- 0	1- 0			
16- 2	0- 0	0- 0		CONFERENCE		5- 1	11- 1	5- 0			
8- 0	0- 0	0- 0		HOME		3- 0	5- 0	3- 0			
7- 1	0- 0	0- 0		AWAY		2- 0	5- 1	2- 0			
1- 1	0- 0	0- 0		NEUTRAL		0- 1	1- 0	0- 0			

RPI 1-25			
RPI	S	Opponent	Score
14	N	South Fla.	87 93
25	H	Green Bay	64 75

RPI 26-50			
RPI	S	Opponent	Score
30	H	Virginia	61 46
40	A	Quinnipiac	66 72

Team's RPI: 32			
RPI	S	Opponent	Score
51	N	Harvard	72 66
64	H	James Madison	82 54
71	A	Toledo	50 68
73	H	Duquesne	79 70
79	A	George Washington	57 53
79	H	George Washington	66 55
79	N	George Washington	53 58
85	A	Fordham	63 62
85	H	Fordham	79 54

RPI 51-100			
RPI	S	Opponent	Score
107	H	George Mason	71 66
121	A	Saint Louis	72 85
121	H	Saint Louis	101 76
122	N	Tulane	71 65
136	A	Saint Joseph's	65 59
186	A	Davidson	85 68
198	A	Richmond	66 59
198	N	Richmond	67 58
246	A	La Salle	76 47
257	H	St. Bonaventure	80 59
275	A	Massachusetts	78 49
278	H	Morgan St.	88 52
280	H	VCU	74 64
333	H	Ark.-Pine Bluff	81 43
334	H	Rhode Island	116 58
341	N	Mississippi Val.	65 46

RPI 101+			
RPI	S	Opponent	Score

LAST 12 Division I GAMES:			
79	N	George Washington	53 58
198	N	Richmond	67 58
121	A	Saint Louis	72 85
107	H	George Mason	71 66
85	H	Fordham	79 54
79	A	George Washington	57 53
275	A	Massachusetts	78 49
280	H	VCU	74 64
73	H	Duquesne	79 70
186	A	Davidson	85 68
198	A	Richmond	66 59
79	H	George Washington	66 55

Non-Div I Games:

Dayton

DePaul

DePaul				Through Games Of March 4, 2018						
Average RPI Win:	130	WON-LOST	WINNING	LAST 10	STRENGTH OF	OPP. STRENGTH	TEAM	ADJ.	CONF.	ADJ CONF.
Average RPI Loss:	35	RECORD	PCT. RANK	GAMES	SCHEDULE	OF SCHEDULE	RPI	RPI	RPI	RPI
DIV. I ONLY	24- 7	36	9- 1	31	40	23	23	6	6	
DIV. I NON-CONF.	8- 4	87	0- 0	17	12	42	42	6	6	

TOTALS	RPI 1-25	RPI 26-50	W-L RECORDS	RPI 51-100	RPI 101-999	RPI 201+				
24- 7	1- 3	5- 2	OVERALL	4- 2	14- 0	6- 0				
14- 3	1- 1	3- 1	HOME	2- 1	8- 0	4- 0				
8- 3	0- 2	1- 1	AWAY	2- 0	5- 0	2- 0				
2- 1	0- 0	1- 0	NEUTRAL	0- 1	1- 0	0- 0				
8- 4	0- 2	2- 1	NON-CONFERENCE	1- 1	5- 0	2- 0				
5- 2	0- 1	1- 1	HOME	1- 0	3- 0	2- 0				
1- 1	0- 1	0- 0	AWAY	0- 0	1- 0	0- 0				
2- 1	0- 0	1- 0	NEUTRAL	0- 1	1- 0	0- 0				
16- 3	1- 1	3- 1	CONFERENCE	3- 1	9- 0	4- 0				
9- 1	1- 0	2- 0	HOME	1- 1	5- 0	2- 0				
7- 2	0- 1	1- 1	AWAY	2- 0	4- 0	2- 0				
0- 0	0- 0	0- 0	NEUTRAL	0- 0	0- 0	0- 0				

RPI 1-25 Team's RPI: 23				RPI 26-50				RPI 51-100				RPI 101+			
RPI	S	Opponent	Score	RPI	S	Opponent	Score	RPI	S	Opponent	Score	RPI	S	Opponent	Score
1	A	Notre Dame	82 91	28	A	Villanova	58 84	52	N	FGCU	84 89	119	A	Seton Hall	72 68
2	H	UConn	69 103	28	H	Villanova	71 66	72	A	St. John's (NY)	67 54	119	H	Seton Hall	89 66
24	A	Marquette	81 93	33	H	Oklahoma	111 108	72	H	St. John's (NY)	76 67	119	H	Seton Hall	78 52
24	H	Marquette	95 83	36	N	Gonzaga	88 71	76	H	IUPUI	85 71	121	H	Saint Louis	86 78
				37	H	Northern Colo.	88 94	98	A	Georgetown	78 62	123	A	Butler	86 68
				44	A	Creighton	82 54	98	H	Georgetown	85 86	123	H	Butler	87 65
				44	H	Creighton	77 67					174	A	Northwestern	92 63
LAST 12 Division I GAMES:															
119	H	Seton Hall	78 52	123	A	Butler	86 68								
119	A	Seton Hall	72 68	215	H	Providence	81 47								
72	A	St. John's (NY)	67 54	44	H	Creighton	77 67								
28	H	Villanova	71 66	24	H	Marquette	95 83								
98	H	Georgetown	85 86	98	A	Georgetown	78 62								
223	A	Xavier	73 72	28	A	Villanova	58 84								

Non-Div I Games:

DePaul

Delaware

Delaware				Through Games Of March 4, 2018							
Average RPI	Win:	219	WON-LOST	WINNING	LAST 10	STRENGTH OF	OPP. STRENGTH	TEAM	ADJ.	CONF.	ADJ CONF.
Average RPI	Loss:	106	RECORD	PCT. RANK	GAMES	SCHEDULE	OF SCHEDULE	RPI	RPI	RPI	RPI
DIV. I ONLY			18- 11	103	6- 4	169	157	114	114	10	10
DIV. I NON-CONF.			7- 4	102	0- 0	252	254	140	140	12	12

TOTALS		RPI 1-25	RPI 26-50		W-L RECORDS		RPI 51-100	RPI 101-999	RPI 201+		
18- 11		0- 1	1- 4		OVERALL		1- 2	16- 4	12- 2		
9- 4		0- 0	1- 1		HOME		1- 1	7- 2	6- 1		
8- 6		0- 1	0- 3		AWAY		0- 1	8- 1	5- 0		
1- 1		0- 0	0- 0		NEUTRAL		0- 0	1- 1	1- 1		
7- 4		0- 1	0- 1		NON-CONFERENCE		1- 0	6- 2	4- 2		
3- 1		0- 0	0- 0		HOME		1- 0	2- 1	2- 1		
3- 2		0- 1	0- 1		AWAY		0- 0	3- 0	1- 0		
1- 1		0- 0	0- 0		NEUTRAL		0- 0	1- 1	1- 1		
11- 7		0- 0	1- 3		CONFERENCE		0- 2	10- 2	8- 0		
6- 3		0- 0	1- 1		HOME		0- 1	5- 1	4- 0		
5- 4		0- 0	0- 2		AWAY		0- 1	5- 1	4- 0		
0- 0		0- 0	0- 0		NEUTRAL		0- 0	0- 0	0- 0		

RPI 1-25				RPI 26-50				RPI 51-100				RPI 101+ Team's RPI: 114			
RPI	S	Opponent	Score	RPI	S	Opponent	Score	RPI	S	Opponent	Score	RPI	S	Opponent	Score
19	A	Buffalo	73 87	29	A	Princeton	60 78	53	H	American	72 56	130	A	Hartford	72 63
				46	A	Drexel	53 74	64	A	James Madison	56 67	139	A	Northeastern	59 73
				46	H	Drexel	53 72	64	H	James Madison	53 56	139	H	Northeastern	53 64
				47	A	Elon	51 64					152	A	William & Mary	61 52
				47	H	Elon	80 66					152	H	William & Mary	68 59
LAST 12 Division I GAMES:															
270	A	Towson	81 55	243	H	Hofstra	61 41								
46	H	Drexel	53 72	152	H	William & Mary	68 59								
64	A	James Madison	56 67	139	A	Northeastern	59 73								
152	A	William & Mary	61 52	258	H	UNCW	80 62								
263	H	Col. of Charleston	79 51	139	H	Northeastern	53 64								
64	H	James Madison	53 56	47	A	Elon	51 64								

Non-Div I Games:

Delaware

Average RPI Win:	314	WON-LOST	WINNING	LAST 10	STRENGTH OF	OPP. STRENGTH	TEAM	ADJ.	CONF.	ADJ CONF.
Average RPI Loss:	192	RECORD	PCT. RANK	GAMES	SCHEDULE	OF SCHEDULE	RPI	RPI	RPI	RPI
DIV. I ONLY	6- 23	320	4- 6	283	302	332	332	31	31	
DIV. I NON-CONF.	1- 12	335	0- 0	164	112	317	317	30	30	

TOTALS	RPI 1-25	RPI 26-50	W-L RECORDS	RPI 51-100	RPI 101-999	RPI 201+				
6- 23	0- 1	0- 2	OVERALL	0- 0	6- 20	6- 9				
5- 7	0- 0	0- 1	HOME	0- 0	5- 6	5- 3				
1- 14	0- 0	0- 0	AWAY	0- 0	1- 6	1- 3				
0- 2	0- 0	0- 0	NEUTRAL	0- 0	0- 2	0- 0				
1- 12	0- 1	0- 2	NON-CONFERENCE	0- 0	1- 9	1- 2				
1- 3	0- 0	0- 1	HOME	0- 0	1- 2	1- 1				
0- 7	0- 1	0- 1	AWAY	0- 0	0- 5	0- 1				
0- 2	0- 0	0- 0	NEUTRAL	0- 0	0- 2	0- 0				
5- 11	0- 0	0- 0	CONFERENCE	0- 0	5- 11	5- 7				
4- 4	0- 0	0- 0	HOME	0- 0	4- 4	4- 2				
1- 7	0- 0	0- 0	AWAY	0- 0	1- 7	1- 5				
0- 0	0- 0	0- 0	NEUTRAL	0- 0	0- 0	0- 0				

RPI 1-25				RPI 26-50				RPI 51-100				RPI 101+ Team's RPI: 332			
RPI	S	Opponent	Score	RPI	S	Opponent	Score	RPI	S	Opponent	Score	RPI	S	Opponent	Score
23	A	DePaul	71 110	38	A	Michigan	36 105					114	A	Delaware	49 84
				46	H	Drexel	52 73					131	H	Bethune-Cookman	60 68
												132	H	Robert Morris	42 65
												163	N	Ole Miss	58 110
												169	A	N.C. A&T	55 75
												169	H	N.C. A&T	48 66
												175	A	Florida	51 85
												181	A	Temple	72 96
												182	A	Hampton	62 66
												184	A	Kansas	49 81
												199	N	Stetson	43 58
												202	A	Norfolk St.	50 72
												220	A	Fla. Atlantic	67 90
												246	H	La Salle	48 71
												259	A	Howard	70 78
												273	A	UMES	56 76
												278	A	Morgan St.	62 54
												278	H	Morgan St.	60 56
												318	A	N.C. Central	60 76
												318	H	N.C. Central	67 74
												320	H	Coppin St.	70 66
												322	H	South Carolina St.	58 44
												339	A	Florida A&M	54 59
												339	H	Florida A&M	65 73
												342	H	Longwood	60 56
												344	H	Savannah St.	93 79
LAST 12 Division I GAMES:															
278	H	Morgan St.	60 56	318	A	N.C. Central	60 76								
273	A	UMES	56 76	169	A	N.C. A&T	55 75								
259	A	Howard	70 78	344	H	Savannah St.	93 79								
320	H	Coppin St.	70 66	278	A	Morgan St.	62 54								
339	H	Florida A&M	65 73	131	H	Bethune-Cookman	60 68								
202	A	Norfolk St.	50 72	339	A	Florida A&M	54 59								

Non-Div I Games:

Delaware St.

■ Loss,
 ■ Non-Conf,
 ■ S Site,
 ■ H Home
 ■ A Away
 N Neutral

Average RPI Win: 281	WON-LOST RECORD	WINNING PCT. RANK	LAST 10 GAMES	STRENGTH OF SCHEDULE	OPP. STRENGTH OF SCHEDULE	TEAM RPI	ADJ. RPI	CONF. RPI	ADJ CONF. RPI
Average RPI Loss: 84									
DIV. I ONLY	15- 14	166	4- 6	202	195	177	177	12	12
DIV. I NON-CONF.	8- 6	143	0- 0	275	253	190	190	16	16

TOTALS	RPI 1-25	RPI 26-50	W-L RECORDS	RPI 51-100	RPI 101-999	RPI 201+			
15- 14	0- 0	0- 3	OVERALL	0- 8	15- 3	14- 0			
6- 6	0- 0	0- 2	HOME	0- 3	6- 1	5- 0			
8- 5	0- 0	0- 1	AWAY	0- 3	8- 1	8- 0			
1- 3	0- 0	0- 0	NEUTRAL	0- 2	1- 1	1- 0			
8- 6	0- 0	0- 1	NON-CONFERENCE	0- 4	8- 1	8- 0			
2- 3	0- 0	0- 1	HOME	0- 1	2- 1	2- 0			
5- 1	0- 0	0- 0	AWAY	0- 1	5- 0	5- 0			
1- 2	0- 0	0- 0	NEUTRAL	0- 2	1- 0	1- 0			
7- 8	0- 0	0- 2	CONFERENCE	0- 4	7- 2	6- 0			
4- 3	0- 0	0- 1	HOME	0- 2	4- 0	3- 0			
3- 4	0- 0	0- 1	AWAY	0- 2	3- 1	3- 0			
0- 1	0- 0	0- 0	NEUTRAL	0- 0	0- 1	0- 0			

RPI S Opponent	Score	RPI S Opponent	Score	RPI S Opponent	Score	RPI S Opponent	Score	Team's RPI: 177
31 A South Dakota St.	59 95	53 A American	53 66	120 H Colorado St.	56 61			
31 H South Dakota St.	58 69	62 A South Dakota	51 79	170 A Oral Roberts	60 90			
37 H Northern Colo.	63 71	62 H South Dakota	60 82	170 H Oral Roberts	70 54			
		80 H Wyomi ng	51 61	170 N Oral Roberts	71 76			
		83 N Mi ami (OH)	52 69	214 N Eastern Mi ch.	60 54			
		88 N Li berty	69 82	242 A Omaha	85 74			
		96 A Western Ill.	93 118	242 H Omaha	81 60			
		96 H Western Ill.	61 77	279 A UMKC	77 68			
				282 A North Dakota St.	78 73			
				282 H North Dakota St.	98 79			
				289 A Air Force	75 54			
				304 A Utah St.	74 72			
				307 H Northern Ari z.	80 73			
				319 A Cal St. Fullerton	83 58			
				321 H Utah Valley	72 53			
				323 A UMBC	70 48			
				324 A Fort Wayne	73 55			
				324 H Fort Wayne	86 65			
LAST 12 Division I GAMES:								
170 N Oral Roberts	71 76	324 H Fort Wayne	86 65					
96 H Western Ill.	61 77	62 H South Dakota	60 82					
242 H Omaha	81 60	96 A Western Ill.	93 118					
170 H Oral Roberts	70 54	170 A Oral Roberts	60 90					
282 A North Dakota St.	78 73	242 A Omaha	85 74					
31 A South Dakota St.	59 95	282 H North Dakota St.	98 79					

Non-Div I Games: Chadron St. 99 55

Denver

Average RPI Win:	331	WON-LOST	WINNING	LAST 10	STRENGTH OF	OPP. STRENGTH	TEAM	ADJ.	CONF.	ADJ CONF.
Average RPI Loss:	138	RECORD	PCT. RANK	GAMES	SCHEDULE	OF SCHEDULE	RPI	RPI	RPI	RPI
DIV. I ONLY	2- 28	345	1- 9	172	111	326	326	11	11	
DIV. I NON-CONF.	0- 11	337	0- 0	251	29	341	341	15	15	

TOTALS	RPI 1-25	RPI 26-50	W-L RECORDS	RPI 51-100	RPI 101-999	RPI 201+				
2- 28	0- 2	0- 1	OVERALL	0- 7	2- 18	2- 7				
1- 13	0- 1	0- 1	HOME	0- 4	1- 7	1- 3				
1- 12	0- 1	0- 0	AWAY	0- 3	1- 8	1- 2				
0- 3	0- 0	0- 0	NEUTRAL	0- 0	0- 3	0- 2				
0- 11	0- 0	0- 1	NON-CONFERENCE	0- 3	0- 7	0- 4				
0- 5	0- 0	0- 1	HOME	0- 2	0- 2	0- 2				
0- 4	0- 0	0- 0	AWAY	0- 1	0- 3	0- 1				
0- 2	0- 0	0- 0	NEUTRAL	0- 0	0- 2	0- 1				
2- 17	0- 2	0- 0	CONFERENCE	0- 4	2- 11	2- 3				
1- 8	0- 1	0- 0	HOME	0- 2	1- 5	1- 1				
1- 8	0- 1	0- 0	AWAY	0- 2	1- 5	1- 1				
0- 1	0- 0	0- 0	NEUTRAL	0- 0	0- 1	0- 1				

RPI 1-25				RPI 26-50				RPI 51-100				RPI 101+ Team's RPI: 326			
RPI	S	Opponent	Score	RPI	S	Opponent	Score	RPI	S	Opponent	Score	RPI	S	Opponent	Score
25	A	Green Bay	45 88	38	H	Michigan	50 86	66	H	Michigan St.	60 97	104	A	Western Mich.	62 74
25	H	Green Bay	27 85					71	H	Toledo	64 81	118	A	Cleveland St.	50 75
								76	A	IUPUI	62 90	118	H	Cleveland St.	76 90
								76	H	IUPUI	59 91	127	A	Milwaukee	45 90
								83	A	Miami (OH)	64 91	127	H	Milwaukee	61 70
								92	A	Wright St.	55 85	145	A	Youngstown St.	59 76
								92	H	Wright St.	60 88	145	H	Youngstown St.	52 72
												160	A	Kent St.	74 82
												166	N	Clemson	44 72
												188	A	Oakland	50 83
												188	H	Oakland	74 85
												203	H	Bowling Green	81 85
												214	H	Eastern Mich.	76 78
												224	N	North Texas	57 63
												234	A	Illinois	65 73
												254	A	Northern Ky.	60 64
												254	H	Northern Ky.	67 78
												254	N	Northern Ky.	61 76
												331	A	Ill. -Chicago	61 58
												331	H	Ill. -Chicago	73 60

LAST 12 Division I GAMES:															
254	N	Northern Ky.	61 76	254	A	Northern Ky.	60 64								
25	A	Green Bay	45 88	92	A	Wright St.	55 85								
127	A	Milwaukee	45 90	145	H	Youngstown St.	52 72								
188	H	Oakland	74 85	118	H	Cleveland St.	76 90								
76	H	IUPUI	59 91	188	A	Oakland	50 83								
331	H	Ill. -Chicago	73 60	127	H	Milwaukee	61 70								

Non-Div I Games:

Detroit Mercy

Average RPI Win:	223	WON-LOST	WINNING	LAST 10	STRENGTH OF	OPP. STRENGTH	TEAM	ADJ.	CONF.	ADJ CONF.
Average RPI Loss:	50	RECORD	PCT. RANK	GAMES	SCHEDULE	OF SCHEDULE	RPI	RPI	RPI	RPI
DIV. I ONLY	22- 7	44	10- 0	135	200	70	70	23	23	
DIV. I NON-CONF.	4- 7	226	0- 0	12	32	127	127	21	21	

TOTALS	RPI 1-25	RPI 26-50	W-L RECORDS	RPI 51-100	RPI 101-999	RPI 201+				
22- 7	0- 2	0- 2	OVERALL	3- 2	19- 1	13- 0				
12- 3	0- 0	0- 2	HOME	2- 1	10- 0	6- 0				
9- 3	0- 2	0- 0	AWAY	1- 1	8- 0	6- 0				
1- 1	0- 0	0- 0	NEUTRAL	0- 0	1- 1	1- 0				
4- 7	0- 2	0- 2	NON-CONFERENCE	1- 2	3- 1	1- 0				
3- 3	0- 0	0- 2	HOME	1- 1	2- 0	0- 0				
0- 3	0- 2	0- 0	AWAY	0- 1	0- 0	0- 0				
1- 1	0- 0	0- 0	NEUTRAL	0- 0	1- 1	1- 0				
18- 0	0- 0	0- 0	CONFERENCE	2- 0	16- 0	12- 0				
9- 0	0- 0	0- 0	HOME	1- 0	8- 0	6- 0				
9- 0	0- 0	0- 0	AWAY	1- 0	8- 0	6- 0				
0- 0	0- 0	0- 0	NEUTRAL	0- 0	0- 0	0- 0				

RPI 1-25				RPI 26-50				RPI 51-100 Team's RPI: 70				RPI 101+			
RPI	S	Opponent	Score	RPI	S	Opponent	Score	RPI	S	Opponent	Score	RPI	S	Opponent	Score
7	A	Oregon	77 110	31	H	South Dakota St.	78 85	59	H	Nebraska	84 89	103	H	Iowa St.	83 80
21	A	Iowa	66 79	44	H	Creighton	100 108	80	A	Wyomi ng	61 75	107	N	George Mason	75 87
								88	H	Li berty	96 68	127	H	Mi lwaukee	77 73
								97	A	Missouri St.	80 68	135	A	UNI	72 67
								97	H	Missouri St.	84 65	135	H	UNI	81 64
												171	A	Southern Ill.	75 64
												171	H	Southern Ill.	84 73
												239	A	Illinoi s St.	65 58
												239	H	Illinoi s St.	80 64
												260	A	Indi ana St.	84 51
												260	H	Indi ana St.	85 64
												267	A	Bradl ey	84 75
												267	H	Bradl ey	77 71
												298	A	Val parai so	85 53
												298	H	Val parai so	86 50
												305	A	Loyol a Chi cago	97 53
												305	H	Loyol a Chi cago	72 46
												341	N	Mi ssi ssi ppi Val .	96 60
												349	A	Evansvi lle	101 50
												349	H	Evansvi lle	107 66
LAST 12 Division I GAMES:															
298	A	Val parai so	85 53	349	A	Evansvi lle	101 50								
305	A	Loyol a Chi cago	97 53	97	H	Missouri St.	84 65								
239	H	Illinoi s St.	80 64	171	H	Southern Ill.	84 73								
267	H	Bradl ey	77 71	267	A	Bradl ey	84 75								
135	A	UNI	72 67	239	A	Illinoi s St.	65 58								
260	A	Indi ana St.	84 51	135	H	UNI	81 64								

Non-Div I Games: Iowa Wesleyan 102 25

Drake

Average RPI Win: **194**
 Average RPI Loss: **62**

WON-LOST
RECORD

WINNING
PCT. RANK

LAST 10
GAMES

STRENGTH OF
SCHEDULE

OPP. STRENGTH
OF SCHEDULE

TEAM
RPI

ADJ.
RPI

CONF.
RPI

ADJ CONF.
RPI

DIV. I ONLY	24- 6	27	9- 1	146	116	46	46	10	10
DIV. I NON-CONF.	8- 4	87	0- 0	202	83	90	90	12	12
<hr/>									
TOTALS	RPI 1-25	RPI 26-50	W-L RECORDS	RPI 51-100	RPI 101-999	RPI 201+			
24- 6	0- 0	1- 2	OVERALL	2- 4	21- 0	13- 0			
13- 0	0- 0	1- 0	HOME	2- 0	10- 0	7- 0			
10- 4	0- 0	0- 2	AWAY	0- 2	10- 0	6- 0			
1- 2	0- 0	0- 0	NEUTRAL	0- 2	1- 0	0- 0			
8- 4	0- 0	0- 1	NON-CONFERENCE	1- 3	7- 0	5- 0			
4- 0	0- 0	0- 0	HOME	1- 0	3- 0	3- 0			
3- 2	0- 0	0- 1	AWAY	0- 1	3- 0	2- 0			
1- 2	0- 0	0- 0	NEUTRAL	0- 2	1- 0	0- 0			
16- 2	0- 0	1- 1	CONFERENCE	1- 1	14- 0	8- 0			
9- 0	0- 0	1- 0	HOME	1- 0	7- 0	4- 0			
7- 2	0- 0	0- 1	AWAY	0- 1	7- 0	4- 0			
0- 0	0- 0	0- 0	NEUTRAL	0- 0	0- 0	0- 0			

RPI 1-25				RPI 26-50				Team's RPI: 46				RPI 51-100				RPI 101+			
RPI	S	Opponent	Score	RPI	S	Opponent	Score	RPI	S	Opponent	Score	RPI	S	Opponent	Score	RPI	S	Opponent	Score
35	A	Syracuse	62 72	47	A	Elon	58 70	47	H	Elon	58 56	63	N	West Virginia	42 75	114	A	Delaware	72 53
												64	A	James Madison	48 56	114	H	Delaware	74 53
												64	H	James Madison	73 71	123	N	Butler	76 62
												67	N	Virginia Tech	67 79	136	A	Saint Joseph's	65 58
												90	H	Bucknell	63 54	139	A	Northeastern	69 58
												93	A	Penn St.	70 84	139	H	Northeastern	58 50
																152	A	William & Mary	65 58
																152	H	William & Mary	54 34
																233	A	Niagara	66 65
																237	H	Lafayette	52 37
																243	A	Hofstra	58 47
																243	H	Hofstra	47 38
																246	H	La Salle	79 54
																258	A	UNCW	58 40
																258	H	UNCW	68 42
																263	A	Col. of Charleston	80 53
																263	H	Col. of Charleston	71 57
																264	H	Cornell	61 39
																270	A	Towson	62 54
																270	H	Towson	78 53
																332	A	Delaware St.	73 52
LAST 12 Division I GAMES:																			
263	H	Col. of Charleston	71 57	47	A	Elon	58 70												
114	A	Delaware	72 53	263	A	Col. of Charleston	80 53												
270	A	Towson	62 54	270	H	Towson	78 53												
64	H	James Madison	73 71	139	H	Northeastern	58 50												
152	H	William & Mary	54 34	47	H	Elon	58 56												
258	A	UNCW	58 40	243	A	Hofstra	58 47												

D
r
e
x
e
lD
r
e
x
e
l

Non-Div I Games:

Drexel

Average RPI Win:	197	WON-LOST	WINNING	LAST 10	STRENGTH OF	OPP. STRENGTH	TEAM	ADJ.	CONF.	ADJ CONF.
Average RPI Loss:	91	RECORD	PCT. RANK	GAMES	SCHEDULE	OF SCHEDULE	RPI	RPI	RPI	RPI
DIV. I ONLY	23- 7	42	6- 4	197	98	73	73	13	13	
DIV. I NON-CONF.	10- 3	52	0- 0	159	52	52	52	10	10	

TOTALS	RPI 1-25	RPI 26-50	W-L RECORDS	RPI 51-100	RPI 101-999	RPI 201+				
23- 7	1- 1	1- 1	OVERALL	2- 1	19- 4	11- 0				
12- 2	1- 0	0- 0	HOME	1- 1	10- 1	8- 0				
10- 3	0- 0	1- 1	AWAY	1- 0	8- 2	3- 0				
1- 2	0- 1	0- 0	NEUTRAL	0- 0	1- 1	0- 0				
10- 3	1- 1	1- 0	NON-CONFERENCE	1- 0	7- 2	4- 0				
6- 0	1- 0	0- 0	HOME	1- 0	4- 0	3- 0				
3- 2	0- 0	1- 0	AWAY	0- 0	2- 2	1- 0				
1- 1	0- 1	0- 0	NEUTRAL	0- 0	1- 0	0- 0				
13- 4	0- 0	0- 1	CONFERENCE	1- 1	12- 2	7- 0				
6- 2	0- 0	0- 0	HOME	0- 1	6- 1	5- 0				
7- 1	0- 0	0- 1	AWAY	1- 0	6- 0	2- 0				
0- 1	0- 0	0- 0	NEUTRAL	0- 0	0- 1	0- 0				

RPI 1-25				RPI 26-50				RPI 51-100 Team's RPI: 73				RPI 101+			
RPI	S	Opponent	Score	RPI	S	Opponent	Score	RPI	S	Opponent	Score	RPI	S	Opponent	Score
2	N	UConn	52 104	30	A	Virginia	74 63	71	H	Toledo	73 54	107	H	George Mason	71 64
20	H	Central Mich.	64 61	32	A	Dayton	70 79	79	A	George Washington	54 53	109	A	ETSU	77 81
								85	H	Fordham	43 51	117	H	Saint Francis (PA)	87 68
												121	A	Saint Louis	76 66
												121	N	Saint Louis	65 71
												136	A	Saint Joseph's	61 42
												136	H	Saint Joseph's	50 69
												154	A	Charlotte	72 75
												169	N	N. C. A&T	73 60
												183	A	Pittsburgh	66 53
												186	A	Davison	79 54
												198	A	Richmond	78 70
												218	H	Akron	66 60
												246	H	La Salle	78 50
												257	A	St. Bonaventure	76 73
												257	H	St. Bonaventure	73 59
												275	H	Massachusetts	60 57
												280	A	VCU	70 51
												280	H	VCU	80 71
												293	H	Central Conn. St.	83 58
												334	H	Rhode Island	80 71
												340	H	Iona	80 59
												343	A	Winthrop	81 54

LAST 12 Division I GAMES:															
121	N	Saint Louis	65 71	280	H	VCU	80 71								
257	A	St. Bonaventure	76 73	198	A	Richmond	78 70								
85	H	Fordham	43 51	32	A	Dayton	70 79								
334	H	Rhode Island	80 71	257	H	St. Bonaventure	73 59								
121	A	Saint Louis	76 66	136	A	Saint Joseph's	61 42								
136	H	Saint Joseph's	50 69	107	H	George Mason	71 64								

Non-Div I Games:

Duquesne

Average RPI Win:	225	WON-LOST	WINNING	LAST 10	STRENGTH OF	OPP. STRENGTH	TEAM	ADJ.	CONF.	ADJ CONF.
Average RPI Loss:	83	RECORD	PCT. RANK	GAMES	SCHEDULE	OF SCHEDULE	RPI	RPI	RPI	RPI
DIV. I ONLY	19- 12	110	7- 3	168	101	109	109	17	17	
DIV. I NON-CONF.	6- 8	209	0- 0	184	24	182	182	17	17	

TOTALS	RPI 1-25	RPI 26-50	W-L RECORDS	RPI 51-100	RPI 101-999	RPI 201+				
19- 12	0- 3	0- 3	OVERALL	1- 2	18- 4	11- 2				
9- 3	0- 0	0- 1	HOME	1- 1	8- 1	4- 1				
8- 5	0- 2	0- 1	AWAY	0- 1	8- 1	5- 1				
2- 4	0- 1	0- 1	NEUTRAL	0- 0	2- 2	2- 0				
6- 8	0- 3	0- 0	NON-CONFERENCE	1- 2	5- 3	4- 1				
3- 2	0- 0	0- 0	HOME	1- 1	2- 1	1- 1				
3- 3	0- 2	0- 0	AWAY	0- 1	3- 0	3- 0				
0- 3	0- 1	0- 0	NEUTRAL	0- 0	0- 2	0- 0				
13- 4	0- 0	0- 3	CONFERENCE	0- 0	13- 1	7- 1				
6- 1	0- 0	0- 1	HOME	0- 0	6- 0	3- 0				
5- 2	0- 0	0- 1	AWAY	0- 0	5- 1	2- 1				
2- 1	0- 0	0- 1	NEUTRAL	0- 0	2- 0	2- 0				

RPI 1-25				RPI 26-50				RPI 51-100				RPI 101+ Team's RPI: 109			
RPI	S	Opponent	Score	RPI	S	Opponent	Score	RPI	S	Opponent	Score	RPI	S	Opponent	Score
1	N	Notre Dame	46 77	48	A	Mercer	48 63	66	H	Michigan St.	74 83	104	N	Western Mi ch.	79 87
9	A	Tennessee	49 87	48	H	Mercer	65 85	73	H	Duquesne	81 77	105	A	Chattanooga	61 55
17	A	NC State	58 70	48	N	Mercer	53 68	77	A	Houston	69 88	105	H	Chattanooga	65 58
												111	H	Cincinnati	87 77
												112	N	Washington St.	76 80
												156	A	Samford	64 52
												156	H	Samford	76 48
												190	A	Furman	69 57
												190	H	Furman	56 46
												217	A	UNCG	61 65
												217	H	UNCG	60 52
												217	N	UNCG	54 52
												254	H	Northern Ky.	45 57
												274	A	Appalachian St.	70 57
												294	A	Murray St.	96 68
												303	A	Wofford	61 58
												303	H	Wofford	82 53
												303	N	Wofford	78 64
												308	A	Western Caro.	76 46
												308	H	Western Caro.	66 50
												311	H	Tennessee Tech	74 55
												343	A	Winthrop	74 63
LAST 12 Division I GAMES:															
				48	N	Mercer	53 68	303	H	Wofford	82 53				
				217	N	UNCG	54 52	105	A	Chattanooga	61 55				
				303	N	Wofford	78 64	308	A	Western Caro.	76 46				
				48	A	Mercer	48 63	217	A	UNCG	61 65				
				156	A	Samford	64 52	156	H	Samford	76 48				
				190	H	Furman	56 46	48	H	Mercer	65 85				

Non-Div I Games: North Greenville 90 67

ETSU

Average RPI Win:	218	WON-LOST	WINNING	LAST 10	STRENGTH OF	OPP. STRENGTH	TEAM	ADJ.	CONF.	ADJ CONF.
Average RPI Loss:	127	RECORD	PCT. RANK	GAMES	SCHEDULE	OF SCHEDULE	RPI	RPI	RPI	RPI
DIV. I ONLY	16- 15	174	5- 5	212	106	193	193	7	7	
DIV. I NON-CONF.	8- 5	111	0- 0	313	338	246	246	7	7	

TOTALS	RPI 1-25	RPI 26-50	W-L RECORDS	RPI 51-100	RPI 101-999	RPI 201+				
16- 15	0- 3	0- 1	OVERALL	1- 1	15- 10	9- 2				
11- 5	0- 1	0- 0	HOME	1- 0	10- 4	6- 0				
3- 7	0- 0	0- 0	AWAY	0- 1	3- 1	1- 0				
2- 3	0- 1	0- 0	NEUTRAL	0- 0	2- 2	2- 0				
8- 5	0- 0	0- 0	NON-CONFERENCE	0- 0	8- 5	7- 1				
6- 2	0- 0	0- 0	HOME	0- 0	6- 2	5- 0				
1- 1	0- 0	0- 0	AWAY	0- 0	1- 1	1- 1				
1- 2	0- 0	0- 0	NEUTRAL	0- 0	1- 2	1- 0				
8- 10	0- 3	0- 1	CONFERENCE	1- 1	7- 5	2- 1				
5- 3	0- 1	0- 0	HOME	1- 0	4- 2	1- 0				
2- 6	0- 1	0- 1	AWAY	0- 1	2- 3	0- 1				
1- 1	0- 1	0- 0	NEUTRAL	0- 0	1- 0	1- 0				

RPI 1-25				RPI 26-50				RPI 51-100				RPI 101+ Team's RPI: 193			
RPI	S	Opponent	Score	RPI	S	Opponent	Score	RPI	S	Opponent	Score	RPI	S	Opponent	Score
2	H	UConn	35 96	43	A	UCF	54 75	77	A	Houston	81 97	111	A	Cincinnati	79 70
14	A	South Fla.	47 88					77	H	Houston	80 78	111	H	Cincinnati	54 66
14	N	South Fla.	44 80									122	A	Tulane	58 64
												148	H	Wichita St.	77 67
												152	H	William & Mary	65 71
												154	H	Charlotte	58 55
												161	N	Jacksonville St.	73 82
												176	N	UTEP	79 93
												181	H	Temple	64 65
												189	A	Memphis	36 72
												189	H	Memphis	75 62
												194	A	Tulsa	59 57
												194	H	Tulsa	73 67
												198	H	Richmond	64 65
												202	H	Norfolk St.	51 46
												213	A	SMU	51 65
												213	H	SMU	76 47
												213	N	SMU	85 74
												250	N	Rider	66 63
												258	A	UNCW	62 66
												273	H	UMES	64 54
												301	A	Kennesaw St.	66 56
												302	H	USC Upstate	66 53
												318	H	N.C. Central	73 61
												344	H	Savannah St.	103 37
LAST 12 Division I GAMES:															
14	N	South Fla.	44 80	189	H	Memphis	75 62	14	A	South Fla.	47 88				
213	N	SMU	85 74	213	H	SMU	76 47								
43	A	UCF	54 75	148	H	Wichita St.	77 67								
181	H	Temple	64 65	111	A	Cincinnati	79 70								
194	A	Tulsa	59 57	122	A	Tulane	58 64								
77	A	Houston	81 97												

Non-Div I Games:

East Carolina

■ Loss,
 ■ Non-Conf,
 ■ S Site,
 ■ Home
 ■ A Away
 N Neutral

Average RPI Win:	280	WON-LOST	WINNING	LAST 10	STRENGTH OF	OPP. STRENGTH	TEAM	ADJ.	CONF.	ADJ CONF.
Average RPI Loss:	205	RECORD	PCT. RANK	GAMES	SCHEDULE	OF SCHEDULE	RPI	RPI	RPI	RPI
DIV. I ONLY	3- 26	336	1- 9	297	278	345	345	25	25	
DIV. I NON-CONF.	1- 10	327	0- 0	297	292	346	346	27	27	

TOTALS	RPI 1-25	RPI 26-50	W-L RECORDS	RPI 51-100	RPI 101-999	RPI 201+				
3- 26	0- 0	0- 0	OVERALL	0- 3	3- 23	2- 13				
3- 11	0- 0	0- 0	HOME	0- 1	3- 10	2- 7				
0- 14	0- 0	0- 0	AWAY	0- 2	0- 12	0- 6				
0- 1	0- 0	0- 0	NEUTRAL	0- 0	0- 1	0- 0				
1- 10	0- 0	0- 0	NON-CONFERENCE	0- 1	1- 9	1- 4				
1- 4	0- 0	0- 0	HOME	0- 0	1- 4	1- 3				
0- 5	0- 0	0- 0	AWAY	0- 1	0- 4	0- 1				
0- 1	0- 0	0- 0	NEUTRAL	0- 0	0- 1	0- 0				
2- 16	0- 0	0- 0	CONFERENCE	0- 2	2- 14	1- 9				
2- 7	0- 0	0- 0	HOME	0- 1	2- 6	1- 4				
0- 9	0- 0	0- 0	AWAY	0- 1	0- 8	0- 5				
0- 0	0- 0	0- 0	NEUTRAL	0- 0	0- 0	0- 0				

RPI 1-25				RPI 26-50				RPI 51-100				RPI 101+ Team's RPI: 345			
RPI	S	Opponent	Score	RPI	S	Opponent	Score	RPI	S	Opponent	Score	RPI	S	Opponent	Score
								58	A	Bel mont	37 59	114	N	Del aware	37 66
								58	H	Bel mont	58 86	118	A	Cleveland St.	69 77
								92	A	Wright St.	46 81	134	H	Northern Ill.	64 93
												136	A	Saint Joseph's	62 80
												155	A	UT Martin	57 85
												155	H	UT Martin	44 72
												161	H	Jacksonville St.	50 59
												162	A	SIUE	52 62
												162	H	SIUE	76 72
												174	A	Northwestern	40 74
												191	A	Morehead St.	81 89
												224	H	North Texas	61 63
												231	A	Southeast Mo. St.	48 51
												231	H	Southeast Mo. St.	54 77
												248	A	Austin Peay	59 69
												248	H	Austin Peay	66 75
												267	H	Bradley	52 67
												294	A	Murray St.	61 72
												294	H	Murray St.	63 70
												298	H	Valparaiso	67 76
												311	H	Tennessee Tech	57 60
												314	A	Eastern Ky.	51 67
												324	A	Fort Wayne	77 93
												329	A	Tennessee St.	68 86
												329	H	Tennessee St.	66 59
												349	H	Evansville	79 52

LAST 12 Division I GAMES:															
				162	H	SIUE	76 72	311	H	Tennessee Tech	57 60				
				294	H	Murray St.	63 70	161	H	Jacksonville St.	50 59				
				155	A	UT Martin	57 85	329	A	Tennessee St.	68 86				
				231	A	Southeast Mo. St.	48 51	58	A	Bel mont	37 59				
				248	H	Austin Peay	66 75	231	H	Southeast Mo. St.	54 77				
				162	A	SIUE	52 62	155	H	UT Martin	44 72				

Non-Div I Games:

Eastern Ill.

Average RPI Win:	263	WON-LOST	WINNING	LAST 10	STRENGTH OF	OPP. STRENGTH	TEAM	ADJ.	CONF.	ADJ CONF.
Average RPI Loss:	184	RECORD	PCT. RANK	GAMES	SCHEDULE	OF SCHEDULE	RPI	RPI	RPI	RPI
DIV. I ONLY	7- 19	285	1- 9	296	234	314	314	25	25	
DIV. I NON-CONF.	2- 6	280	0- 0	312	68	302	302	27	27	

TOTALS	RPI 1-25	RPI 26-50	W-L RECORDS	RPI 51-100	RPI 101-999	RPI 201+				
7- 19	0- 0	0- 0	OVERALL	0- 3	7- 16	5- 8				
5- 7	0- 0	0- 0	HOME	0- 2	5- 5	3- 2				
2- 12	0- 0	0- 0	AWAY	0- 1	2- 11	2- 6				
0- 0	0- 0	0- 0	NEUTRAL	0- 0	0- 0	0- 0				
2- 6	0- 0	0- 0	NON-CONFERENCE	0- 1	2- 5	2- 2				
1- 2	0- 0	0- 0	HOME	0- 1	1- 1	1- 0				
1- 4	0- 0	0- 0	AWAY	0- 0	1- 4	1- 2				
0- 0	0- 0	0- 0	NEUTRAL	0- 0	0- 0	0- 0				
5- 13	0- 0	0- 0	CONFERENCE	0- 2	5- 11	3- 6				
4- 5	0- 0	0- 0	HOME	0- 1	4- 4	2- 2				
1- 8	0- 0	0- 0	AWAY	0- 1	1- 7	1- 4				
0- 0	0- 0	0- 0	NEUTRAL	0- 0	0- 0	0- 0				

RPI 1-25				RPI 26-50				RPI 51-100				RPI 101+ Team's RPI: 314					
RPI	S	Opponent	Score	RPI	S	Opponent	Score	RPI	S	Opponent	Score	RPI	S	Opponent	Score		
								58	A	Belmont	62	95	107	A	George Mason	41	64
								58	H	Belmont	55	77	111	A	Cincinnati	53	64
								100	H	Ohio	57	69	155	A	UT Martin	49	77
												155	H	UT Martin	54	72	
												160	H	Kent St.	57	65	
												161	A	Jacksonville St.	51	65	
												161	H	Jacksonville St.	48	44	
												162	H	SIUE	60	62	
												191	A	Morehead St.	51	62	
												191	H	Morehead St.	59	56	
												203	A	Bowling Green	60	77	
												217	H	UNCG	70	59	
												218	A	Akron	45	62	
												231	A	Southeast Mo. St.	55	69	
												231	H	Southeast Mo. St.	52	66	
												248	A	Austin Peay	45	59	
												294	A	Murray St.	68	75	
												308	A	Western Caro.	62	59	
												311	A	Tennessee Tech	76	68	
												311	H	Tennessee Tech	55	53	
												329	A	Tennessee St.	58	69	
												329	H	Tennessee St.	58	59	
												345	H	Eastern Ill.	67	51	
LAST 12 Division I GAMES:																	
191	A	Morehead St.	51	62	329	H	Tennessee St.	58	59								
231	H	Southeast Mo. St.	52	66	58	H	Belmont	55	77								
329	A	Tennessee St.	58	69	294	A	Murray St.	68	75								
58	A	Belmont	62	95	248	A	Austin Peay	45	59								
191	H	Morehead St.	59	56	161	H	Jacksonville St.	48	44								
155	H	UT Martin	54	72	311	H	Tennessee Tech	55	53								

Non-Div I Games: Ohio Christian 69 45

Eastern Ky.

Average RPI Win:	189	WON-LOST	WINNING	LAST 10	STRENGTH OF	OPP. STRENGTH	TEAM	ADJ.	CONF.	ADJ CONF.
Average RPI Loss:	124	RECORD	PCT. RANK	GAMES	SCHEDULE	OF SCHEDULE	RPI	RPI	RPI	RPI
DIV. I ONLY	9- 19	268	1- 9	130	107	214	214	8	8	
DIV. I NON-CONF.	3- 7	254	0- 0	330	330	309	309	8	8	

TOTALS	RPI 1-25	RPI 26-50	W-L RECORDS	RPI 51-100	RPI 101-999	RPI 201+				
9- 19	0- 3	0- 3	OVERALL	3- 2	6- 11	4- 4				
5- 6	0- 1	0- 1	HOME	2- 1	3- 3	2- 1				
4- 12	0- 2	0- 2	AWAY	1- 1	3- 7	2- 3				
0- 1	0- 0	0- 0	NEUTRAL	0- 0	0- 1	0- 0				
3- 7	0- 0	0- 1	NON-CONFERENCE	0- 0	3- 6	3- 3				
2- 0	0- 0	0- 0	HOME	0- 0	2- 0	2- 0				
1- 6	0- 0	0- 1	AWAY	0- 0	1- 5	1- 3				
0- 1	0- 0	0- 0	NEUTRAL	0- 0	0- 1	0- 0				
6- 12	0- 3	0- 2	CONFERENCE	3- 2	3- 5	1- 1				
3- 6	0- 1	0- 1	HOME	2- 1	1- 3	0- 1				
3- 6	0- 2	0- 1	AWAY	1- 1	2- 2	1- 0				
0- 0	0- 0	0- 0	NEUTRAL	0- 0	0- 0	0- 0				

RPI 1-25				RPI 26-50				RPI 51-100				RPI 101+ Team's RPI: 214			
RPI	S	Opponent	Score	RPI	S	Opponent	Score	RPI	S	Opponent	Score	RPI	S	Opponent	Score
19	A	Buffalo	92 97	34	A	Ball St.	85 91	71	A	Toledo	69 80	104	A	Western Mich.	66 74
20	A	Central Mich.	82 95	34	H	Ball St.	63 88	71	H	Toledo	70 57	104	H	Western Mich.	69 67
20	H	Central Mich.	72 95	41	A	Minnesota	56 80	83	A	Miami (OH)	74 59	118	A	Cleveland St.	65 77
								83	H	Miami (OH)	69 73	134	A	Northern Ill.	83 76
								100	H	Ohio	73 58	134	H	Northern Ill.	75 84
												143	A	Loyola Marymount	64 73
												160	A	Kent St.	69 76
												160	H	Kent St.	60 67
												177	N	Denver	54 60
												203	A	Bowling Green	54 52
												218	H	Akron	65 77
												239	A	Illinois St.	56 65
												257	A	St. Bonaventure	51 70
												326	A	Detroit Mercy	78 76
												331	A	Ill. -Chicago	70 73
												339	H	Florida A&M	83 61
												342	H	Longwood	73 44

LAST 12 Division I GAMES:															
34	H	Ball St.	63 88	218	H	Akron	65 77								
104	A	Western Mich.	66 74	34	A	Ball St.	85 91								
134	H	Northern Ill.	75 84	20	H	Central Mich.	72 95								
71	A	Toledo	69 80	19	A	Buffalo	92 97								
20	A	Central Mich.	82 95	83	H	Miami (OH)	69 73								
100	H	Ohio	73 58	134	A	Northern Ill.	83 76								

Non-Div I Games: Rochester College 62 29

Eastern Mich.

Average RPI Win:	233	WON-LOST	WINNING	LAST 10	STRENGTH OF	OPP. STRENGTH	TEAM	ADJ.	CONF.	ADJ CONF.
Average RPI Loss:	105	RECORD	PCT. RANK	GAMES	SCHEDULE	OF SCHEDULE	RPI	RPI	RPI	RPI
DIV. I ONLY	16- 13	141	7- 3	174	147	142	142	19	19	
DIV. I NON-CONF.	4- 7	226	0- 0	51	122	151	151	13	13	

TOTALS	RPI 1-25	RPI 26-50	W-L RECORDS	RPI 51-100	RPI 101-999	RPI 201+				
16- 13	0- 1	0- 3	OVERALL	0- 2	16- 7	9- 1				
10- 3	0- 0	0- 1	HOME	0- 0	10- 2	4- 0				
5- 9	0- 1	0- 2	AWAY	0- 1	5- 5	5- 1				
1- 1	0- 0	0- 0	NEUTRAL	0- 1	1- 0	0- 0				
4- 7	0- 1	0- 1	NON-CONFERENCE	0- 2	4- 3	2- 0				
2- 2	0- 0	0- 0	HOME	0- 0	2- 2	1- 0				
1- 4	0- 1	0- 1	AWAY	0- 1	1- 1	1- 0				
1- 1	0- 0	0- 0	NEUTRAL	0- 1	1- 0	0- 0				
12- 6	0- 0	0- 2	CONFERENCE	0- 0	12- 4	7- 1				
8- 1	0- 0	0- 1	HOME	0- 0	8- 0	3- 0				
4- 5	0- 0	0- 1	AWAY	0- 0	4- 4	4- 1				
0- 0	0- 0	0- 0	NEUTRAL	0- 0	0- 0	0- 0				

RPI	S	Opponent	Score	RPI	S	Opponent	Score	RPI	S	Opponent	Score	RPI	S	Opponent	Score	Team's RPI: 142
7	A	Oregon	40 81	36	A	Gonzaga	45 69	60	A	Purdue	40 65	129	A	Portland St.	60 75	
				37	A	Northern Colo.	62 68	78	N	Saint Mary's (CA)	56 76	129	H	Portland St.	64 57	
				37	H	Northern Colo.	65 70					133	H	Boise St.	57 61	
												140	H	Cal Poly	75 72	
												141	A	Fresno St.	56 81	
												147	H	Weber St.	77 68	
												149	H	Idaho St.	66 64	
												151	A	Idaho	71 85	
												151	H	Idaho	71 64	
												153	H	BYU	69 73	
												155	N	UT Martin	61 58	
												192	A	North Dakota	79 81	
												192	H	North Dakota	74 70	
												212	A	Montana St.	74 77	
												240	A	Montana	75 72	
												268	A	Sacramento St.	83 72	
												268	H	Sacramento St.	83 76	
												289	A	Air Force	65 63	
												307	A	Northern Ariz.	98 83	
												307	H	Northern Ariz.	82 62	
												321	H	Utah Valley	61 41	
												330	A	Southern Utah	70 49	
												330	H	Southern Utah	58 41	

LAST 12 Division I GAMES:																
				307	A	Northern Ariz.	98 83	151	A	Idaho	71 85					
				330	A	Southern Utah	70 49	129	H	Portland St.	64 57					
				149	H	Idaho St.	66 64	268	H	Sacramento St.	83 76					
				147	H	Weber St.	77 68	37	A	Northern Colo.	62 68					
				212	A	Montana St.	74 77	192	A	North Dakota	79 81					
				240	A	Montana	75 72	330	H	Southern Utah	58 41					

Non-Div I Games: Multnomah 88 42

Eastern Wash.

Loss,
Non-Conf,
S Site,
H Home
A Away
N Neutral

Average RPI Win:	193	WON-LOST	WINNING	LAST 10	STRENGTH OF	OPP. STRENGTH	TEAM	ADJ.	CONF.	ADJ CONF.
Average RPI Loss:	75	RECORD	PCT. RANK	GAMES	SCHEDULE	OF SCHEDULE	RPI	RPI	RPI	RPI
DIV. I ONLY	21- 7	45	10- 0	112	128	47	47	10	10	
DIV. I NON-CONF.	7- 3	74	0- 0	113	102	53	53	12	12	

TOTALS	RPI 1-25	RPI 26-50	W-L RECORDS	RPI 51-100	RPI 101-999	RPI 201+				
21- 7	0- 2	2- 1	OVERALL	2- 1	17- 3	10- 0				
12- 0	0- 0	1- 0	HOME	1- 0	10- 0	6- 0				
8- 6	0- 0	1- 0	AWAY	0- 0	7- 0	4- 0				
1- 1	0- 1	0- 0	NEUTRAL	1- 0	0- 0	0- 0				
7- 3	0- 2	1- 0	NON-CONFERENCE	1- 0	5- 1	2- 0				
3- 0	0- 0	0- 0	HOME	0- 0	3- 0	2- 0				
3- 2	0- 1	1- 0	AWAY	0- 0	2- 1	0- 0				
1- 1	0- 1	0- 0	NEUTRAL	1- 0	0- 0	0- 0				
14- 4	0- 0	1- 1	CONFERENCE	1- 1	12- 2	8- 0				
9- 0	0- 0	1- 0	HOME	1- 0	7- 0	4- 0				
5- 4	0- 0	0- 1	AWAY	0- 1	5- 2	4- 0				
0- 0	0- 0	0- 0	NEUTRAL	0- 0	0- 0	0- 0				

RPI 1-25				RPI 26-50				Team's RPI: 47				RPI 51-100				RPI 101+			
RPI	S	Opponent	Score	RPI	S	Opponent	Score	RPI	S	Opponent	Score	RPI	S	Opponent	Score	RPI	S	Opponent	Score
17	A	NC State	57 70	43	A	UCF	71 57	64	A	James Madi son	67 70	108	A	Wake Forest	51 53				
21	N	Iowa	61 74	46	A	Drexel	56 58	64	H	James Madi son	50 43	114	A	Del aware	66 80				
				46	H	Drexel	70 58	94	N	Al abama	60 55	114	H	Del aware	64 51				
												139	A	Northeastern	65 46				
												139	H	Northeastern	78 71				
												152	A	William & Mary	75 81				
												152	H	William & Mary	82 61				
												169	A	N. C. A&T	90 59				
												182	H	Hampton	82 59				
												186	A	Davi dson	75 58				
												243	A	Hofstra	72 65				
												243	H	Hofstra	80 55				
												258	A	UNCW	58 49				
												258	H	UNCW	75 67				
												263	A	Col. of Charleston	77 55				
												263	H	Col. of Charleston	97 44				
												270	A	Towson	71 45				
												270	H	Towson	84 61				
												318	H	N. C. Central	78 50				
												343	H	Winthrop	98 37				
LAST 12 Division I GAMES:																			
258	A	UNCW	58 49	46	H	Drexel	70 58	64	H	James Madi son	50 43	263	A	Col. of Charleston	77 55				
152	H	William & Mary	82 61	64	H	James Madi son	50 43	270	A	Towson	71 45	46	A	Drexel	56 58				
243	H	Hofstra	80 55	263	A	Col. of Charleston	77 55	114	H	Del aware	64 51								
139	A	Northeastern	65 46																
243	A	Hofstra	72 65																
263	H	Col. of Charleston	97 44																

Non-Div I Games: Coker

106 54

El on

Average RPI Win:	294	WON-LOST	WINNING	LAST 10	STRENGTH OF	OPP. STRENGTH	TEAM	ADJ.	CONF.	ADJ CONF.
Average RPI Loss:	211	RECORD	PCT. RANK	GAMES	SCHEDULE	OF SCHEDULE	RPI	RPI	RPI	RPI

DIV. I ONLY	1- 26	348	0- 10	308	282	349	349	23	23
DIV. I NON-CONF.	1- 8	313	0- 0	320	342	347	347	21	21

TOTALS	RPI 1-25	RPI 26-50	W-L RECORDS	RPI 51-100	RPI 101-999	RPI 201+			
1- 26	0- 0	0- 0	OVERALL	0- 6	1- 20	1- 15			
1- 10	0- 0	0- 0	HOME	0- 2	1- 8	1- 5			
0- 16	0- 0	0- 0	AWAY	0- 1	0- 4	0- 3			
0- 0	0- 0	0- 0	NEUTRAL	0- 0	0- 0	0- 0			
1- 8	0- 0	0- 0	NON-CONFERENCE	0- 2	1- 6	1- 5			
1- 1	0- 0	0- 0	HOME	0- 0	1- 1	1- 0			
0- 7	0- 0	0- 0	AWAY	0- 2	0- 5	0- 5			
0- 0	0- 0	0- 0	NEUTRAL	0- 0	0- 0	0- 0			
0- 18	0- 0	0- 0	CONFERENCE	0- 4	0- 14	0- 10			
0- 9	0- 0	0- 0	HOME	0- 2	0- 7	0- 5			
0- 9	0- 0	0- 0	AWAY	0- 2	0- 7	0- 5			
0- 0	0- 0	0- 0	NEUTRAL	0- 0	0- 0	0- 0			

RPI 1-25	RPI 26-50	RPI 51-100	RPI 101+	Team's RPI: 349
RPI S Opponent Score	RPI S Opponent Score	RPI S Opponent Score	RPI S Opponent Score	
		56 A Western Ky. 54 92	135 A UNI 41 65	
		70 A Drake 66 107	135 H UNI 60 85	
		70 H Drake 50 101	171 A Southern Ill. 41 66	
		86 A Kentucky 62 100	171 H Southern Ill. 62 74	
		97 A Missouri St. 51 97	191 H Morehead St. 75 82	
		97 H Missouri St. 65 95	231 A Southeast Mo. St. 65 74	
			239 A Illinois St. 44 70	
			239 H Illinois St. 43 67	
			248 A Austin Peay 73 82	
			260 A Indiana St. 48 56	
			260 H Indiana St. 57 66	
			267 A Bradley 47 92	
			267 H Bradley 59 117	
			294 H Murray St. 89 81	
			298 A Valparaiso 59 101	
			298 H Valparaiso 54 67	
			305 A Loyola Chicago 63 82	
			305 H Loyola Chicago 47 60	
			314 A Alabama A&M 56 70	
			331 A Ill. -Chicago 77 96	
			345 A Eastern Ill. 52 79	
LAST 12 Division I GAMES:				
171 A Southern Ill. 41 66	135 H UNI 60 85			
97 A Missouri St. 51 97	70 H Drake 50 101			
298 H Valparaiso 54 67	260 H Indiana St. 57 66			
305 H Loyola Chicago 47 60	305 A Loyola Chicago 63 82			
239 A Illinois St. 44 70	298 A Valparaiso 59 101			
267 A Bradley 47 92	267 H Bradley 59 117			

Non-Div I Games: Oakland City 96 59 Westminster (MO) 79 53

Average RPI Win:	212	WON-LOST	WINNING	LAST 10	STRENGTH OF	OPP. STRENGTH	TEAM	ADJ.	CONF.	ADJ CONF.
Average RPI Loss:	103	RECORD	PCT. RANK	GAMES	SCHEDULE	OF SCHEDULE	RPI	RPI	RPI	RPI
DIV. I ONLY	25- 4	10	9- 1	215	183	52	52	24	24	
DIV. I NON-CONF.	11- 3	45	0- 0	59	48	28	28	22	22	

TOTALS	RPI 1-25	RPI 26-50	W-L RECORDS	RPI 51-100	RPI 101-999	RPI 201+				
25- 4	1- 1	1- 0	OVERALL	4- 1	19- 2	14- 1				
13- 0	0- 0	1- 0	HOME	3- 0	9- 0	7- 0				
10- 2	0- 0	0- 0	AWAY	1- 0	9- 0	7- 0				
2- 2	1- 1	0- 0	NEUTRAL	0- 1	1- 0	0- 0				
11- 3	1- 1	1- 0	NON-CONFERENCE	2- 1	7- 1	4- 0				
5- 0	0- 0	1- 0	HOME	2- 0	2- 0	1- 0				
4- 1	0- 0	0- 0	AWAY	0- 0	4- 1	3- 0				
2- 2	1- 1	0- 0	NEUTRAL	0- 1	1- 0	0- 0				
14- 1	0- 0	0- 0	CONFERENCE	2- 0	12- 1	10- 1				
8- 0	0- 0	0- 0	HOME	1- 0	7- 0	6- 0				
6- 1	0- 0	0- 0	AWAY	1- 0	5- 1	4- 1				
0- 0	0- 0	0- 0	NEUTRAL	0- 0	0- 0	0- 0				

F
G
C
U

RPI 1-25				RPI 26-50				RPI 51-100				RPI 101+			
RPI	S	Opponent	Score	RPI	S	Opponent	Score	RPI	S	Opponent	Score	RPI	S	Opponent	Score
6	N	Ohio St.	62 104	31	H	South Dakota St.	87 78	51	H	Harvard	65 56	105	A	Chattanooga	61 68
23	N	DePaul	89 84					58	N	Belmont	65 75	160	N	Kent St.	80 62
								86	H	Kentucky	70 64	162	H	SIUE	66 49
								99	A	Jacksonville	65 63	197	A	Siena	63 50
								99	H	Jacksonville	63 58	199	A	Stetson	74 60
												199	H	Stetson	80 40
												218	A	Akron	82 63
												234	H	Illinois	85 61
												241	A	North Florida	73 75
												241	H	North Florida	67 52
												255	A	Abilene Christian	94 55
												261	A	Lipscomb	68 54
												261	H	Lipscomb	88 52
												300	A	FIU	88 52
												301	A	Kennesaw St.	78 57
												301	H	Kennesaw St.	78 51
												302	A	USC Upstate	88 44
												302	H	USC Upstate	93 60
												338	A	NJIT	89 43
												338	H	NJIT	83 62
												338	H	NJIT	90 66

LAST 12 Division I GAMES:															
338	H	NJIT	83 62	241	H	North Florida	67 52	99	A	Jacksonville	65 63				
199	A	Stetson	74 60	99	A	Jacksonville	65 63	241	A	North Florida	73 75				
301	H	Kennesaw St.	78 51	241	A	North Florida	73 75	99	H	Jacksonville	63 58				
261	H	Lipscomb	88 52	99	H	Jacksonville	63 58	261	A	Lipscomb	68 54				
338	A	NJIT	89 43	261	A	Lipscomb	68 54	301	A	Kennesaw St.	78 57				
302	A	USC Upstate	88 44	301	A	Kennesaw St.	78 57								

F
G
C
U

Non-Div I Games: Southeastern (FL) 76 66 Ave Maria 99 35 Fla. Memorial 82 43

FGCU

Average RPI Win:	234	WON-LOST	WINNING	LAST 10	STRENGTH OF	OPP. STRENGTH	TEAM	ADJ.	CONF.	ADJ CONF.
Average RPI Loss:	176	RECORD	PCT. RANK	GAMES	SCHEDULE	OF SCHEDULE	RPI	RPI	RPI	RPI
DIV. I ONLY	8- 21	281	2- 8	194	227	300	300	18	18	
DIV. I NON-CONF.	3- 10	285	0- 0	234	264	320	320	20	20	

TOTALS	RPI 1-25	RPI 26-50	W-L RECORDS	RPI 51-100	RPI 101-999	RPI 201+				
8- 21	0- 1	0- 1	OVERALL	0- 4	8- 15	6- 9				
7- 10	0- 1	0- 0	HOME	0- 2	7- 7	5- 3				
1- 11	0- 0	0- 1	AWAY	0- 2	1- 8	1- 6				
0- 0	0- 0	0- 0	NEUTRAL	0- 0	0- 0	0- 0				
3- 10	0- 1	0- 1	NON-CONFERENCE	0- 2	3- 6	3- 4				
3- 6	0- 1	0- 0	HOME	0- 1	3- 4	3- 2				
0- 4	0- 0	0- 1	AWAY	0- 1	0- 2	0- 2				
0- 0	0- 0	0- 0	NEUTRAL	0- 0	0- 0	0- 0				
5- 11	0- 0	0- 0	CONFERENCE	0- 2	5- 9	3- 5				
4- 4	0- 0	0- 0	HOME	0- 1	4- 3	2- 1				
1- 7	0- 0	0- 0	AWAY	0- 1	1- 6	1- 4				
0- 0	0- 0	0- 0	NEUTRAL	0- 0	0- 0	0- 0				

RPI	S	Opponent	Score	RPI	S	Opponent	Score	RPI	S	Opponent	Score	RPI	S	Opponent	Score	Team's RPI: 300
14	H	South Fla.	52 82	50	A	Miami (FL)	69 77	52	H	FGCU	52 88	102	H	Middle Tenn.	59 63	
								56	A	Western Ky.	47 101	106	H	Rice	68 58	
								81	H	UAB	61 71	124	H	Louisiana Tech	57 54	
								98	A	Georgetown	56 77	131	H	Bethune-Cookman	59 77	
												154	A	Charlotte	57 80	
												166	H	Clemson	65 67	
												176	A	UTEP	70 86	
												176	H	UTEP	76 77	
												206	A	Southern Miss.	74 70	
												220	A	Fla. Atlantic	63 67	
												220	H	Fla. Atlantic	86 65	
												224	H	North Texas	46 92	
												259	A	Howard	62 69	
												265	A	UTSA	66 69	
												278	A	Morgan St.	51 62	
												282	H	North Dakota St.	68 71	
												283	A	Old Dominion	60 68	
												289	H	Air Force	70 69	
												291	H	Vermont	80 70	
												313	A	Marshall	75 78	
												313	H	Marshall	67 54	
												314	H	Alabama A&M	51 58	
												325	H	Charleston So.	77 70	

LAST 12 Division I GAMES:																
206	A	Southern Miss.	74 70	224	H	North Texas	46 92									
176	A	UTEP	70 86	154	A	Charlotte	57 80									
220	A	Fla. Atlantic	63 67	283	A	Old Dominion	60 68									
220	H	Fla. Atlantic	86 65	313	A	Marshall	75 78									
265	A	UTSA	66 69	81	H	UAB	61 71									
102	H	Middle Tenn.	59 63	124	H	Louisiana Tech	57 54									

Non-Div I Games:

FIU

Loss,
Non-Conf, S Site,
H Home
A Away
N Neutral

Average RPI Win:	287	WON-LOST	WINNING	LAST 10	STRENGTH OF	OPP. STRENGTH	TEAM	ADJ.	CONF.	ADJ CONF.
Average RPI Loss:	175	RECORD	PCT. RANK	GAMES	SCHEDULE	OF SCHEDULE	RPI	RPI	RPI	RPI
DIV. I ONLY	13- 17	216	5- 5	328	276	271	271	28	28	
DIV. I NON-CONF.	3- 8	268	0- 0	307	223	310	310	25	25	

TOTALS	RPI 1-25	RPI 26-50	W-L RECORDS	RPI 51-100	RPI 101-999	RPI 201+				
13- 17	0- 0	0- 3	OVERALL	0- 0	13- 14	12- 5				
8- 5	0- 0	0- 2	HOME	0- 0	8- 3	7- 1				
5- 10	0- 0	0- 1	AWAY	0- 0	5- 9	5- 3				
0- 2	0- 0	0- 0	NEUTRAL	0- 0	0- 2	0- 1				
3- 8	0- 0	0- 1	NON-CONFERENCE	0- 0	3- 7	3- 1				
2- 2	0- 0	0- 1	HOME	0- 0	2- 1	2- 0				
1- 5	0- 0	0- 0	AWAY	0- 0	1- 5	1- 1				
0- 1	0- 0	0- 0	NEUTRAL	0- 0	0- 1	0- 0				
10- 9	0- 0	0- 2	CONFERENCE	0- 0	10- 7	9- 4				
6- 3	0- 0	0- 1	HOME	0- 0	6- 2	5- 1				
4- 5	0- 0	0- 1	AWAY	0- 0	4- 4	4- 2				
0- 1	0- 0	0- 0	NEUTRAL	0- 0	0- 1	0- 1				

RPI 1-25				RPI 26-50				RPI 51-100				RPI 101+ Team's RPI: 271			
RPI	S	Opponent	Score	RPI	S	Opponent	Score	RPI	S	Opponent	Score	RPI	S	Opponent	Score
				28	H	Villanova	44 73					119	A	Seton Hall	61 80
				40	A	Quinnipiac	45 77					139	A	Northeastern	43 63
				40	H	Quinnipiac	39 58					152	A	William & Mary	47 57
												158	A	Marist	63 71
												158	H	Marist	34 48
												173	N	New Hampshire	61 71
												196	A	Lehigh	53 56
												197	A	Siena	40 51
												197	H	Siena	44 43
												198	H	Richmond	67 72
												207	A	Boston College	66 58
												233	H	Niagara	59 53
												250	A	Rider	68 57
												250	H	Rider	45 61
												250	N	Rider	64 71
												262	A	Manhattan	44 55
												262	H	Manhattan	55 52
												284	A	Monmouth	65 73
												284	H	Monmouth	61 55
												285	A	Canisius	56 52
												292	H	Mt. St. Mary's	76 65
												334	A	Rhode Island	47 62
												340	A	Iona	78 68
												340	H	Iona	59 39
												347	A	Saint Peter's	62 40
												347	H	Saint Peter's	62 41
												348	H	UMass Lowell	78 67

				LAST 12 Division I GAMES:											
				250	N	Rider	64 71	262	A	Manhattan	44 55				
				340	H	Iona	59 39	340	A	Iona	78 68				
				284	A	Monmouth	65 73	262	H	Manhattan	55 52				
				347	A	Saint Peter's	62 40	40	H	Quinnipiac	39 58				
				197	H	Siena	44 43	250	A	Rider	68 57				
				158	H	Marist	34 48	197	A	Siena	40 51				

Non-Div I Games:

Fairfield

Average RPI Win:	296	WON-LOST	WINNING	LAST 10	STRENGTH OF	OPP. STRENGTH	TEAM	ADJ.	CONF.	ADJ CONF.
Average RPI Loss:	210	RECORD	PCT. RANK	GAMES	SCHEDULE	OF SCHEDULE	RPI	RPI	RPI	RPI
DIV. I ONLY	14- 14	178	3- 7	346	336	286	286	29	29	
DIV. I NON-CONF.	7- 3	74	0- 0	344	340	242	242	29	29	

TOTALS	RPI 1-25	RPI 26-50	W-L RECORDS	RPI 51-100	RPI 101-999	RPI 201+				
14- 14	0- 0	0- 1	OVERALL	0- 0	14- 13	13- 8				
8- 7	0- 0	0- 0	HOME	0- 0	8- 7	7- 4				
6- 7	0- 0	0- 1	AWAY	0- 0	6- 6	6- 4				
0- 0	0- 0	0- 0	NEUTRAL	0- 0	0- 0	0- 0				
7- 3	0- 0	0- 1	NON-CONFERENCE	0- 0	7- 2	6- 1				
5- 1	0- 0	0- 0	HOME	0- 0	5- 1	4- 0				
2- 2	0- 0	0- 1	AWAY	0- 0	2- 1	2- 1				
0- 0	0- 0	0- 0	NEUTRAL	0- 0	0- 0	0- 0				
7- 11	0- 0	0- 0	CONFERENCE	0- 0	7- 11	7- 7				
3- 6	0- 0	0- 0	HOME	0- 0	3- 6	3- 4				
4- 5	0- 0	0- 0	AWAY	0- 0	4- 5	4- 3				
0- 0	0- 0	0- 0	NEUTRAL	0- 0	0- 0	0- 0				

RPI	S	Opponent	Score	RPI	S	Opponent	Score	RPI	S	Opponent	Score	RPI	S	Opponent	Score
39	A	Rutgers	35	101											
LAST 12 Division I GAMES:															
253	A	Sacred Heart	48	61	292	H	Mt. St. Mary's	53	55	293	A	Central Conn. St.	56	76	
266	H	St. Francis Brooklyn	45	58	295	A	Bryant	77	69	272	A	LIU Brooklyn	61	49	
272	H	LIU Brooklyn	53	62	272	A	LIU Brooklyn	61	49	266	A	St. Francis Brooklyn	70	62	
117	A	Saint Francis (PA)	61	80	253	H	Sacred Heart	69	59	328	H	Wagner	62	61	
132	A	Robert Morris	49	62	284	H	Monmouth	78	61	338	A	NJIT	74	70	
328	H	Wagner	62	61	287	H	Colgate	61	51	342	A	Longwood	72	52	
					292	A	Mt. St. Mary's	52	55	347	H	Saint Peter's	69	59	
					292	H	Mt. St. Mary's	53	55	348	H	UMass Lowell	60	51	
					293	A	Central Conn. St.	56	76						
					295	A	Bryant	77	69						
					272	A	LIU Brooklyn	61	49						
					266	A	St. Francis Brooklyn	70	62						
					253	H	Sacred Heart	69	59						

Non-Div I Games: Rutgers-Newark 76 40

Fairleigh Dickinson

Average RPI Win:	260	WON-LOST	WINNING	LAST 10	STRENGTH OF	OPP. STRENGTH	TEAM	ADJ.	CONF.	ADJ CONF.
Average RPI Loss:	156	RECORD	PCT. RANK	GAMES	SCHEDULE	OF SCHEDULE	RPI	RPI	RPI	RPI
DIV. I ONLY	13- 14	191	3- 7	245	233	220	220	18	18	
DIV. I NON-CONF.	6- 5	153	0- 0	281	296	224	224	20	20	

TOTALS	RPI 1-25	RPI 26-50	W-L RECORDS	RPI 51-100	RPI 101-999	RPI 201+				
13- 14	0- 0	0- 1	OVERALL	0- 3	13- 10	11- 5				
9- 5	0- 0	0- 1	HOME	0- 0	9- 4	7- 2				
4- 8	0- 0	0- 0	AWAY	0- 3	4- 5	4- 2				
0- 1	0- 0	0- 0	NEUTRAL	0- 0	0- 1	0- 1				
6- 5	0- 0	0- 1	NON-CONFERENCE	0- 1	6- 3	6- 2				
4- 2	0- 0	0- 1	HOME	0- 0	4- 1	4- 1				
2- 2	0- 0	0- 0	AWAY	0- 1	2- 1	2- 0				
0- 1	0- 0	0- 0	NEUTRAL	0- 0	0- 1	0- 1				
7- 9	0- 0	0- 0	CONFERENCE	0- 2	7- 7	5- 3				
5- 3	0- 0	0- 0	HOME	0- 0	5- 3	3- 1				
2- 6	0- 0	0- 0	AWAY	0- 2	2- 4	2- 2				
0- 0	0- 0	0- 0	NEUTRAL	0- 0	0- 0	0- 0				

RPI	S	Opponent	Score	RPI	S	Opponent	Score	RPI	S	Opponent	Score	RPI	S	Opponent	Score	Team's RPI: 220
48	H	Mercer	55 66	56	A	Western Ky.	63 82	102	H	Middle Tenn.	65 69	106	H	Rice	53 67	
				59	A	Nebraska	69 86	124	H	Louisiana Tech	86 72	144	A	Colorado	69 76	
				81	A	UAB	57 90	154	A	Charlotte	69 83	176	A	UTEP	70 75	
								176	H	UTEP	72 66	203	N	Bowling Green	55 66	
								206	H	Southern Miss.	89 74	224	H	North Texas	51 65	
								241	H	North Florida	83 75	249	H	Grand Canyon	73 77	
								260	A	Indiana St.	66 58	265	A	UTSA	99 65	
								266	H	St. Francis Brooklyn	80 60	279	H	UMKC	65 55	
								283	A	Old Dominion	54 59	300	A	FIU	65 86	
								300	H	FIU	67 63	306	A	Georgia St.	82 50	
								313	A	Marshall	62 55	313	H	Marshall	79 59	
								332	H	Delaware St.	90 67					
LAST 12 Division I GAMES:																
154	A	Charlotte	69 83	224	H	North Texas	51 65									
313	A	Marshall	62 55	102	H	Middle Tenn.	65 69									
300	H	FIU	67 63	56	A	Western Ky.	63 82									
206	H	Southern Miss.	89 74	81	A	UAB	57 90									
300	A	FIU	65 86	265	A	UTSA	99 65									
283	A	Old Dominion	54 59	124	H	Louisiana Tech	86 72									

Non-Div I Games:

Fla. Atlantic

Average RPI Win:	202	WON-LOST	WINNING	LAST 10	STRENGTH OF	OPP. STRENGTH	TEAM	ADJ.	CONF.	ADJ CONF.
Average RPI Loss:	67	RECORD	PCT. RANK	GAMES	SCHEDULE	OF SCHEDULE	RPI	RPI	RPI	RPI
DIV. I ONLY	11- 19	245	1- 9	61	47	175	175	2	2	
DIV. I NON-CONF.	8- 5	111	0- 0	198	134	180	180	2	2	

TOTALS	RPI 1-25	RPI 26-50	W-L RECORDS	RPI 51-100	RPI 101-999	RPI 201+				
11- 19	0- 8	1- 3	OVERALL	1- 2	9- 6	4- 1				
7- 10	0- 4	0- 2	HOME	1- 2	6- 2	3- 1				
2- 7	0- 4	1- 1	AWAY	0- 0	1- 2	0- 0				
2- 2	0- 0	0- 0	NEUTRAL	0- 0	2- 2	1- 0				
8- 5	0- 2	1- 0	NON-CONFERENCE	1- 0	6- 3	4- 1				
5- 4	0- 2	0- 0	HOME	1- 0	4- 2	3- 1				
1- 0	0- 0	1- 0	AWAY	0- 0	0- 0	0- 0				
2- 1	0- 0	0- 0	NEUTRAL	0- 0	2- 1	1- 0				
3- 14	0- 6	0- 3	CONFERENCE	0- 2	3- 3	0- 0				
2- 6	0- 2	0- 2	HOME	0- 2	2- 0	0- 0				
1- 7	0- 4	0- 1	AWAY	0- 0	1- 2	0- 0				
0- 1	0- 0	0- 0	NEUTRAL	0- 0	0- 1	0- 0				

RPI	S	Opponent	Score	RPI	S	Opponent	Score	RPI	S	Opponent	Score	RPI	S	Opponent	Score	Team's RPI: 175
4	A	Mississippi St.	53 90	26	A	Georgia	43 63	86	H	Kentucky	53 56	101	A	Auburn	55 84	
4	H	Mississippi St.	50 98	26	H	Georgia	57 66	94	H	Alabama	54 63	105	H	Chattanooga	60 65	
6	H	Ohio St.	77 103	27	H	LSU	59 66	99	H	Jacksonville	69 59	136	H	Saint Joseph's	71 51	
8	H	Florida St.	54 84	33	A	Oklahoma	80 61					146	A	Arkansas	65 51	
9	H	Tennessee	42 70									150	H	Vanderbilt	88 71	
12	A	South Carolina	57 64									163	A	Ole Miss	75 78	
15	A	Texas A&M	80 85									163	H	Ole Miss	61 60	
22	A	Missouri	64 66									163	N	Ole Miss	43 48	
												198	N	Richmond	87 80	
												199	N	Stetson	71 85	
												208	H	Arkansas St.	69 70	
												306	H	Georgia St.	82 66	
												313	H	Marshall	74 69	
												332	H	Delaware St.	85 51	
												344	N	Savannah St.	90 40	

LAST 12 Division I GAMES:																
163	N	Ole Miss	43 48	4	H	Mississippi St.	50 98									
26	A	Georgia	43 63	22	A	Missouri	64 66									
9	H	Tennessee	42 70	26	H	Georgia	57 66									
150	H	Vanderbilt	88 71	4	A	Mississippi St.	53 90									
15	A	Texas A&M	80 85	163	H	Ole Miss	61 60									
12	A	South Carolina	57 64	146	A	Arkansas	65 51									

Non-Div I Games:

Florida

Average RPI Win:	310	WON-LOST	WINNING	LAST 10	STRENGTH OF	OPP. STRENGTH	TEAM	ADJ.	CONF.	ADJ CONF.
Average RPI Loss:	222	RECORD	PCT. RANK	GAMES	SCHEDULE	OF SCHEDULE	RPI	RPI	RPI	RPI
DIV. I ONLY	5- 23	325	2- 8	334	316	339	339	31	31	
DIV. I NON-CONF.	1- 11	331	0- 0	326	199	343	343	30	30	

TOTALS	RPI 1-25	RPI 26-50	W-L RECORDS	RPI 51-100	RPI 101-999	RPI 201+				
5- 23	0- 0	0- 0	OVERALL	0- 3	5- 20	5- 16				
3- 7	0- 0	0- 0	HOME	0- 0	3- 7	3- 5				
2- 15	0- 0	0- 0	AWAY	0- 3	2- 12	2- 10				
0- 1	0- 0	0- 0	NEUTRAL	0- 0	0- 1	0- 1				
1- 11	0- 0	0- 0	NON-CONFERENCE	0- 3	1- 8	1- 8				
0- 2	0- 0	0- 0	HOME	0- 0	0- 2	0- 2				
1- 8	0- 0	0- 0	AWAY	0- 3	1- 5	1- 5				
0- 1	0- 0	0- 0	NEUTRAL	0- 0	0- 1	0- 1				
4- 12	0- 0	0- 0	CONFERENCE	0- 0	4- 12	4- 8				
3- 5	0- 0	0- 0	HOME	0- 0	3- 5	3- 3				
1- 7	0- 0	0- 0	AWAY	0- 0	1- 7	1- 5				
0- 0	0- 0	0- 0	NEUTRAL	0- 0	0- 0	0- 0				

RPI 1-25				RPI 26-50				RPI 51-100				RPI 101+				Team's RPI: 339
RPI	S	Opponent	Score	RPI	S	Opponent	Score	RPI	S	Opponent	Score	RPI	S	Opponent	Score	
								83	A	Miami (OH)	33 73	131	A	Bethune-Cookman	42 44	
								91	A	Kansas St.	57 81	131	H	Bethune-Cookman	42 62	
								94	A	Alabama	55 91	169	H	N. C. A&T	52 73	
												182	A	Hampton	65 66	
												202	A	Norfolk St.	49 70	
												214	A	Eastern Mich.	61 83	
												223	A	Xavier	52 70	
												226	N	A&M-Corpus Christi	55 58	
												241	H	North Florida	68 77	
												242	A	Omaha	73 78	
												252	A	Texas Tech	63 82	
												253	H	Sacred Heart	68 73	
												259	A	Howard	65 76	
												259	H	Howard	74 59	
												273	A	UMES	70 87	
												278	A	Morgan St.	56 61	
												278	H	Morgan St.	44 59	
												308	A	Western Caro.	80 63	
												309	A	UTRGV	38 51	
												318	H	N. C. Central	84 81	
												320	A	Coppin St.	56 62	
												322	H	South Carolina St.	49 82	
												332	A	Delaware St.	73 65	
												332	H	Delaware St.	59 54	
												344	H	Savannah St.	47 65	

LAST 12 Division I GAMES:																
				131	H	Bethune-Cookman	42 62	273	A	UMES	70 87					
				322	H	South Carolina St.	49 82	259	A	Howard	65 76					
				169	H	N. C. A&T	52 73	344	H	Savannah St.	47 65					
				332	A	Delaware St.	73 65	202	A	Norfolk St.	49 70					
				278	H	Morgan St.	44 59	182	A	Hampton	65 66					
				318	H	N. C. Central	84 81	332	H	Delaware St.	59 54					

Non-Div I Games: Lynn 74 37

Florida A&M

Average RPI Win:	119	WON-LOST	WINNING	LAST 10	STRENGTH OF	OPP. STRENGTH	TEAM	ADJ.	CONF.	ADJ CONF.
Average RPI Loss:	14	RECORD	PCT. RANK	GAMES	SCHEDULE	OF SCHEDULE	RPI	RPI	RPI	RPI
DIV. I ONLY	25- 6	24	7- 3	12	18	8	8	1	1	
DIV. I NON-CONF.	12- 1	6	0- 0	28	97	5	5	1	1	

TOTALS	RPI 1-25	RPI 26-50	W-L RECORDS	RPI 51-100	RPI 101-999	RPI 201+				
25- 6	2- 5	5- 1	OVERALL	5- 0	13- 0	4- 0				
13- 1	0- 1	2- 0	HOME	4- 0	7- 0	3- 0				
11- 4	2- 3	2- 1	AWAY	1- 0	6- 0	1- 0				
1- 1	0- 1	1- 0	NEUTRAL	0- 0	0- 0	0- 0				
12- 1	1- 1	1- 0	NON-CONFERENCE	3- 0	7- 0	3- 0				
6- 0	0- 0	0- 0	HOME	2- 0	4- 0	2- 0				
6- 1	1- 1	1- 0	AWAY	1- 0	3- 0	1- 0				
0- 0	0- 0	0- 0	NEUTRAL	0- 0	0- 0	0- 0				
13- 5	1- 4	4- 1	CONFERENCE	2- 0	6- 0	1- 0				
7- 1	0- 1	2- 0	HOME	2- 0	3- 0	1- 0				
5- 3	1- 2	1- 1	AWAY	0- 0	3- 0	0- 0				
1- 1	0- 1	1- 0	NEUTRAL	0- 0	0- 0	0- 0				

RPI	S	Opponent	Score
1	H	Notre Dame	69 100
1	N	Notre Dame	80 90
3	A	Louisville	50 49
11	A	Texas	72 87
17	A	NC State	56 65
18	A	Duke	66 79
21	A	Iowa	94 93

RPI	S	Opponent	Score
30	H	Virginia	77 62
35	A	Syracuse	69 76
44	A	Creighton	92 82
50	A	Miami (FL)	91 71
50	H	Miami (FL)	105 67
50	N	Miami (FL)	73 69

RPI	S	Opponent	Score
55	H	Arizona St.	77 66
64	A	James Madison	79 63
67	H	Virginia Tech	107 62
68	H	Georgia Tech	64 61
99	H	Jacksonville	82 50

RPI	S	Opponent	Score
108	A	Wake Forest	81 79
116	H	North Carolina	103 65
156	H	Samford	87 62
161	A	Jacksonville St.	75 51
166	A	Clemson	69 47
166	H	Clemson	91 43
175	A	Florida	84 54
183	A	Pittsburgh	66 59
199	H	Stetson	84 39
207	H	Boston College	67 39
232	A	Grambling	96 53
241	H	North Florida	109 51
253	H	Sacred Heart	101 52

LAST 12 Division I GAMES:

1 N Notre Dame	80 90	50 A Miami (FL)	91 71
50 N Miami (FL)	73 69	30 H Virginia	77 62
68 H Georgia Tech	64 61	183 A Pittsburgh	66 59
207 H Boston College	67 39	17 A NC State	56 65
18 A Duke	66 79	1 H Notre Dame	69 100
166 H Clemson	91 43	3 A Louisville	50 49

Non-Div I Games:

Florida St.

Average RPI Win:	190	WON-LOST	WINNING	LAST 10	STRENGTH OF	OPP. STRENGTH	TEAM	ADJ.	CONF.	ADJ CONF.
Average RPI Loss:	95	RECORD	PCT. RANK	GAMES	SCHEDULE	OF SCHEDULE	RPI	RPI	RPI	RPI
DIV. I ONLY	22- 9	63	6- 4	158	108	85	85	13	13	
DIV. I NON-CONF.	9- 4	82	0- 0	126	70	71	71	10	10	

TOTALS	RPI 1-25	RPI 26-50	W-L RECORDS	RPI 51-100	RPI 101-999	RPI 201+				
22- 9	0- 1	1- 2	OVERALL	5- 2	16- 4	9- 1				
14- 3	0- 1	1- 1	HOME	3- 0	10- 1	6- 0				
8- 5	0- 0	0- 1	AWAY	2- 2	6- 2	3- 1				
0- 1	0- 0	0- 0	NEUTRAL	0- 0	0- 1	0- 0				
9- 4	0- 1	1- 0	NON-CONFERENCE	3- 2	5- 1	3- 1				
7- 1	0- 1	1- 0	HOME	2- 0	4- 0	2- 0				
2- 3	0- 0	0- 0	AWAY	1- 2	1- 1	1- 1				
0- 0	0- 0	0- 0	NEUTRAL	0- 0	0- 0	0- 0				
13- 5	0- 0	0- 2	CONFERENCE	2- 0	11- 3	6- 0				
7- 2	0- 0	0- 1	HOME	1- 0	6- 1	4- 0				
6- 2	0- 0	0- 1	AWAY	1- 0	5- 1	2- 0				
0- 1	0- 0	0- 0	NEUTRAL	0- 0	0- 1	0- 0				

RPI 1-25				RPI 26-50				RPI 51-100 Team's RPI: 85				RPI 101+			
RPI	S	Opponent	Score	RPI	S	Opponent	Score	RPI	S	Opponent	Score	RPI	S	Opponent	Score
10	H	UCLA	30 67	32	A	Dayton	54 79	65	H	UC Davis	70 62	107	A	George Mason	67 62
				32	H	Dayton	62 63	72	A	St. John's (NY)	67 64	121	A	Saint Louis	85 91
				37	H	Northern Colo.	48 33	73	A	Duquesne	51 43	121	H	Saint Louis	66 63
								79	H	George Washington	61 50	130	H	Hartford	69 44
								84	A	Albany (NY)	52 59	136	H	Saint Joseph's	50 52
								90	H	Bucknell	71 62	136	N	Saint Joseph's	49 52
								93	A	Penn St.	60 65	183	H	Pittsburgh	58 55
												186	A	Davidson	58 45
												186	H	Davidson	66 58
												198	A	Richmond	43 38
												207	A	Boston College	52 55
												246	H	La Salle	66 45
												257	H	St. Bonaventure	72 48
												262	A	Manhattan	54 48
												275	A	Massachusetts	62 51
												280	A	VCU	64 54
												323	H	UMBC	55 46
												334	H	Rhode Island	75 53
												334	H	Rhode Island	76 64
												340	H	Iona	78 48

LAST 12 Division I GAMES:															
				136	N	Saint Joseph's	49 52	186	A	Davidson	58 45				
				334	H	Rhode Island	75 53	334	H	Rhode Island	76 64				
				136	H	Saint Joseph's	50 52	121	A	Saint Louis	85 91				
				73	A	Duquesne	51 43	107	A	George Mason	67 62				
				32	A	Dayton	54 79	257	H	St. Bonaventure	72 48				
				246	H	La Salle	66 45	198	A	Richmond	43 38				

Non-Div I Games:

Fordham

Average RPI Win:	297	WON-LOST	WINNING	LAST 10	STRENGTH OF	OPP. STRENGTH	TEAM	ADJ.	CONF.	ADJ CONF.
Average RPI Loss:	158	RECORD	PCT. RANK	GAMES	SCHEDULE	OF SCHEDULE	RPI	RPI	RPI	RPI
DIV. I ONLY	3- 22	332	0- 10	153	218	324	324	12	12	
DIV. I NON-CONF.	2- 8	290	0- 0	296	311	337	337	16	16	

TOTALS	RPI 1-25	RPI 26-50	W-L RECORDS	RPI 51-100	RPI 101-999	RPI 201+				
3- 22	0- 0	0- 3	OVERALL	0- 6	3- 13	3- 8				
3- 8	0- 0	0- 1	HOME	0- 2	3- 5	3- 2				
0- 13	0- 0	0- 2	AWAY	0- 3	0- 8	0- 6				
0- 1	0- 0	0- 0	NEUTRAL	0- 1	0- 0	0- 0				
2- 8	0- 0	0- 1	NON-CONFERENCE	0- 1	2- 6	2- 5				
2- 2	0- 0	0- 0	HOME	0- 0	2- 2	2- 1				
0- 6	0- 0	0- 1	AWAY	0- 1	0- 4	0- 4				
0- 0	0- 0	0- 0	NEUTRAL	0- 0	0- 0	0- 0				
1- 14	0- 0	0- 2	CONFERENCE	0- 5	1- 7	1- 3				
1- 6	0- 0	0- 1	HOME	0- 2	1- 3	1- 1				
0- 7	0- 0	0- 1	AWAY	0- 2	0- 4	0- 2				
0- 1	0- 0	0- 0	NEUTRAL	0- 1	0- 0	0- 0				

RPI	S	Opponent	Score	RPI	S	Opponent	Score	RPI	S	Opponent	Score	RPI	S	Opponent	Score
31	A	South Dakota St.	49 105	58	A	Belmont	42 74	127	H	Milwaukee	48 60				
31	H	South Dakota St.	55 77	62	A	South Dakota	43 85	170	A	Oral Roberts	45 66				
38	A	Michigan	45 77	62	H	South Dakota	60 79	170	H	Oral Roberts	48 73				
				62	N	South Dakota	32 83	177	A	Denver	65 86				
				96	A	Western Ill.	44 91	177	H	Denver	55 73				
				96	H	Western Ill.	64 100	223	A	Xavier	50 62				
								228	A	Coastal Caro.	58 67				
								234	A	Illinois	50 64				
								242	A	Omaha	61 77				
								242	H	Omaha	76 65				
								282	A	North Dakota St.	56 72				
								282	H	North Dakota St.	52 66				
								298	A	Valparaiso	50 68				
								305	H	Loyola Chicago	79 70				
								331	H	Ill.-Chicago	51 67				
								345	H	Eastern Ill.	93 77				
LAST 12 Division I GAMES:															
62	N	South Dakota	32 83	170	A	Oral Roberts	45 66								
31	H	South Dakota St.	55 77	31	A	South Dakota St.	49 105								
282	H	North Dakota St.	52 66	282	A	North Dakota St.	56 72								
242	A	Omaha	61 77	96	A	Western Ill.	44 91								
62	H	South Dakota	60 79	62	A	South Dakota	43 85								
177	A	Denver	65 86	242	H	Omaha	76 65								

Non-Div I Games: Quincy 73 72 Maryville (MO) 70 76 Findlay 55 75

Fort Wayne

Average RPI Win:	201	WON-LOST	WINNING	LAST 10	STRENGTH OF	OPP. STRENGTH	TEAM	ADJ.	CONF.	ADJ CONF.
Average RPI Loss:	148	RECORD	PCT. RANK	GAMES	SCHEDULE	OF SCHEDULE	RPI	RPI	RPI	RPI
DIV. I ONLY	16- 13	141	6- 4	147	158	141	141	16	16	
DIV. I NON-CONF.	5- 6	187	0- 0	118	258	181	181	14	14	

TOTALS	RPI 1-25	RPI 26-50	W-L RECORDS	RPI 51-100	RPI 101-999	RPI 201+				
16- 13	0- 0	0- 0	OVERALL	2- 5	14- 8	8- 4				
11- 4	0- 0	0- 0	HOME	1- 3	10- 1	6- 1				
5- 9	0- 0	0- 0	AWAY	1- 2	4- 7	2- 3				
0- 0	0- 0	0- 0	NEUTRAL	0- 0	0- 0	0- 0				
5- 6	0- 0	0- 0	NON-CONFERENCE	0- 1	5- 5	1- 2				
4- 2	0- 0	0- 0	HOME	0- 1	4- 1	1- 1				
1- 4	0- 0	0- 0	AWAY	0- 0	1- 4	0- 1				
0- 0	0- 0	0- 0	NEUTRAL	0- 0	0- 0	0- 0				
11- 7	0- 0	0- 0	CONFERENCE	2- 4	9- 3	7- 2				
7- 2	0- 0	0- 0	HOME	1- 2	6- 0	5- 0				
4- 5	0- 0	0- 0	AWAY	1- 2	3- 3	2- 2				
0- 0	0- 0	0- 0	NEUTRAL	0- 0	0- 0	0- 0				

RPI 1-25				RPI 26-50				RPI 51-100				RPI 101+				Team's RPI: 141
RPI	S	Opponent	Score	RPI	S	Opponent	Score	RPI	S	Opponent	Score	RPI	S	Opponent	Score	
								55	H	Arizona St.	49 81	120	A	Colorado St.	75 64	
								80	A	Wyomi ng	57 74	120	H	Colorado St.	56 45	
								80	H	Wyomi ng	60 47	128	A	San Francisco	62 70	
								82	A	New Mexi co	75 88	133	A	Boise St.	66 75	
								82	H	New Mexi co	89 93	138	A	Texas St.	59 76	
								87	A	UNLV	74 72	142	H	Eastern Wash.	81 56	
								87	H	UNLV	58 73	147	H	Weber St.	81 78	
												167	A	UT Ar lington	54 67	
												178	H	Paci fic	81 70	
												201	A	UC Santa Barbara	64 57	
												205	A	Nevada	73 90	
												205	H	Nevada	68 55	
												216	A	CSUN	72 85	
												240	H	Montana	61 58	
												247	H	UC Ri versi de	56 68	
												269	A	San Diego St.	66 60	
												269	H	San Diego St.	64 53	
												281	H	San Jose St.	81 71	
												289	A	Air Force	64 58	
												289	H	Air Force	64 48	
												304	A	Utah St.	52 60	
												304	H	Utah St.	57 56	

LAST 12 Division I GAMES:																
				82	H	New Mexi co	89 93	80	H	Wyomi ng	60 47					
				80	A	Wyomi ng	57 74	205	H	Nevada	68 55					
				87	H	UNLV	58 73	289	H	Air Force	64 48					
				120	A	Colorado St.	75 64	304	A	Utah St.	52 60					
				281	H	San Jose St.	81 71	87	A	UNLV	74 72					
				269	A	San Diego St.	66 60	269	H	San Diego St.	64 53					

Non-Div I Games:

Fresno St.

Average RPI Win: 224
Average RPI Loss: 152

WON-LOST
RECORD

WINNING
PCT. RANK

LAST 10
GAMES

STRENGTH OF
SCHEDULE

OPP. STRENGTH
OF SCHEDULE

TEAM
RPI

ADJ.
RPI

CONF.
RPI

ADJ CONF.
RPI

DIV. I ONLY	14- 13	163	4- 5	273	137	190	190	17	17
DIV. I NON-CONF.	7- 5	132	0- 0	295	174	170	170	17	17
<hr/>									
TOTALS	RPI 1-25	RPI 26-50	W-L RECORDS	RPI 51-100	RPI 101-999	RPI 201+			
14- 13	0- 0	0- 3	OVERALL	1- 0	13- 10	9- 5			
9- 2	0- 0	0- 1	HOME	0- 0	9- 1	6- 0			
4- 9	0- 0	0- 0	AWAY	0- 0	4- 3	3- 2			
1- 2	0- 0	0- 0	NEUTRAL	1- 0	0- 2	0- 1			
7- 5	0- 0	0- 1	NON-CONFERENCE	1- 0	6- 4	5- 3			
4- 0	0- 0	0- 0	HOME	0- 0	4- 0	3- 0			
2- 4	0- 0	0- 1	AWAY	0- 0	2- 3	2- 2			
1- 1	0- 0	0- 0	NEUTRAL	1- 0	0- 1	0- 1			
7- 8	0- 0	0- 2	CONFERENCE	0- 0	7- 6	4- 2			
5- 2	0- 0	0- 1	HOME	0- 0	5- 1	3- 0			
2- 5	0- 0	0- 1	AWAY	0- 0	2- 4	1- 2			
0- 1	0- 0	0- 0	NEUTRAL	0- 0	0- 1	0- 0			

RPI S Opponent	Score	RPI S Opponent	Score	RPI S Opponent	Score	RPI S Opponent	Score	Team's RPI: 190
26 A Georgi a	44 79	100 N Ohio	70 68	105 A Chattanooga	50 45	105 H Chattanooga	58 57	
48 A Mercer	53 65			109 A ETSU	46 56	109 H ETSU	57 69	
48 H Mercer	64 86			116 A North Carolina	56 84	156 A Samford	58 62	
				156 H Samford	45 41	156 N Samford	58 59	
				186 H Davidson	65 62	217 A UNCG	74 76	
				217 H UNCG	55 54	223 N Xavier	62 75	
				225 A UNC Asheville	71 63	227 A Gardner-Webb	57 71	
				244 A Presbyterian	75 76	258 H UNCW	76 71	
				263 H Col. of Charleston	72 58	301 H Kennesaw St.	78 59	
				302 A USC Upstate	80 59	303 A Wofford	48 79	
				303 H Wofford	63 57	308 A Western Caro.	68 59	
				308 H Western Caro.	66 46	308 H Western Caro.	66 46	
<hr/>								
LAST 12 Division I GAMES:								
156 N Samford	58 59	156 A Samford	58 62	48 A Mercer	53 65	303 A Wofford	48 79	
303 H Wofford	63 57			105 H Chattanooga	58 57	109 H ETSU	57 69	
109 A ETSU	46 56			217 A UNCG	74 76			
105 A Chattanooga	50 45							
308 H Western Caro.	66 46							
217 H UNCG	55 54							

Non-Div I Games: Pfeiffer 102 51 Bob Jones 93 46 Converse 80 41

Furman

Average RPI Win:	275	WON-LOST	WINNING	LAST 10	STRENGTH OF	OPP. STRENGTH	TEAM	ADJ.	CONF.	ADJ CONF.
Average RPI Loss:	178	RECORD	PCT. RANK	GAMES	SCHEDULE	OF SCHEDULE	RPI	RPI	RPI	RPI
DIV. I ONLY	3- 24	334	2- 8	154	312	327	327	22	22	
DIV. I NON-CONF.	1- 8	313	0- 0	123	335	290	290	23	23	

TOTALS	RPI 1-25	RPI 26-50	W-L RECORDS	RPI 51-100	RPI 101-999	RPI 201+				
3- 24	0- 0	0- 2	OVERALL	0- 4	3- 18	2- 8				
2- 12	0- 0	0- 0	HOME	0- 3	2- 9	1- 4				
1- 12	0- 0	0- 2	AWAY	0- 1	1- 9	1- 4				
0- 0	0- 0	0- 0	NEUTRAL	0- 0	0- 0	0- 0				
1- 8	0- 0	0- 2	NON-CONFERENCE	0- 2	1- 4	1- 2				
0- 5	0- 0	0- 0	HOME	0- 2	0- 3	0- 2				
1- 3	0- 0	0- 2	AWAY	0- 0	1- 1	1- 0				
0- 0	0- 0	0- 0	NEUTRAL	0- 0	0- 0	0- 0				
2- 16	0- 0	0- 0	CONFERENCE	0- 2	2- 14	1- 6				
2- 7	0- 0	0- 0	HOME	0- 1	2- 6	1- 2				
0- 9	0- 0	0- 0	AWAY	0- 1	0- 8	0- 4				
0- 0	0- 0	0- 0	NEUTRAL	0- 0	0- 0	0- 0				

RPI 1-25				RPI 26-50				RPI 51-100				RPI 101+				Team's RPI: 327
RPI	S	Opponent	Score	RPI	S	Opponent	Score	RPI	S	Opponent	Score	RPI	S	Opponent	Score	
				43	A	UCF	38 62	76	H	IUPUI	52 72	138	A	Texas St.	51 60	
				48	A	Mercer	45 72	94	H	Alabama	36 84	138	H	Texas St.	56 81	
								95	A	Little Rock	52 92	159	H	Louisiana	48 58	
								95	H	Little Rock	34 64	165	A	South Ala.	52 79	
												165	H	South Ala.	74 81	
												167	A	UT Arlington	49 70	
												167	H	UT Arlington	73 68	
												169	A	N.C. A&T	49 60	
												180	A	Troy	47 88	
												180	H	Troy	80 95	
												187	H	Stony Brook	49 68	
												208	A	Arkansas St.	48 69	
												208	H	Arkansas St.	62 71	
												228	A	Coastal Caro.	51 54	
												274	A	Appalachian St.	56 87	
												301	H	Kennesaw St.	58 60	
												306	A	Georgia St.	56 71	
												306	H	Georgia St.	58 66	
												322	A	South Carolina St.	61 58	
												337	H	La.-Monroe	75 45	
												344	H	Savannah St.	67 71	
LAST 12 Division I GAMES:																
				180	H	Troy	80 95	337	H	La.-Monroe	75 45					
				165	H	South Ala.	74 81	208	A	Arkansas St.	48 69					
				138	A	Texas St.	51 60	95	A	Little Rock	52 92					
				167	A	UT Arlington	49 70	167	H	UT Arlington	73 68					
				306	H	Georgia St.	58 66	138	H	Texas St.	56 81					
				159	H	Louisiana	48 58	306	A	Georgia St.	56 71					

Non-Div I Games: Coastal Ga. 68 63 Thomas (GA) 79 51

Ga. Southern

Average RPI Win:	275	WON-LOST	WINNING	LAST 10	STRENGTH OF	OPP. STRENGTH	TEAM	ADJ.	CONF.	ADJ CONF.
Average RPI Loss:	174	RECORD	PCT. RANK	GAMES	SCHEDULE	OF SCHEDULE	RPI	RPI	RPI	RPI
DIV. I ONLY	15- 12	135	4- 6	320	304	227	227	27	27	
DIV. I NON-CONF.	7- 2	51	0- 0	300	220	125	125	28	28	

TOTALS	RPI 1-25	RPI 26-50	W-L RECORDS	RPI 51-100	RPI 101-999	RPI 201+				
15- 12	0- 0	0- 1	OVERALL	0- 3	15- 8	10- 6				
9- 5	0- 0	0- 1	HOME	0- 1	9- 3	6- 3				
6- 7	0- 0	0- 0	AWAY	0- 0	6- 3	4- 1				
0- 0	0- 0	0- 0	NEUTRAL	0- 0	0- 0	0- 0				
7- 2	0- 0	0- 1	NON-CONFERENCE	0- 1	7- 0	4- 0				
4- 1	0- 0	0- 1	HOME	0- 0	4- 0	3- 0				
3- 1	0- 0	0- 0	AWAY	0- 1	3- 0	1- 0				
0- 0	0- 0	0- 0	NEUTRAL	0- 0	0- 0	0- 0				
8- 10	0- 0	0- 0	CONFERENCE	0- 2	8- 8	6- 6				
5- 4	0- 0	0- 0	HOME	0- 1	5- 3	3- 3				
3- 6	0- 0	0- 0	AWAY	0- 1	3- 5	3- 3				
0- 0	0- 0	0- 0	NEUTRAL	0- 0	0- 0	0- 0				

RPI 1-25				RPI 26-50				RPI 51-100				RPI 101+				Team's RPI: 227
RPI	S	Opponent	Score	RPI	S	Opponent	Score	RPI	S	Opponent	Score	RPI	S	Opponent	Score	
				43	H	UCF	30 65	86	A	Kentucky	34 72	137	A	Radford	46 66	
								88	A	Liberty	41 59	137	H	Radford	69 53	
								88	H	Liberty	60 85	186	A	Davi dson	70 65	
												190	H	Furman	71 57	
												191	A	Morehead St.	68 60	
												195	A	High Point	80 83	
												195	H	High Point	54 47	
												225	A	UNC Asheville	60 62	
												225	H	UNC Asheville	60 61	
												244	A	Presbyteri an	69 72	
												244	H	Presbyteri an	50 60	
												256	A	Campbel l	55 63	
												256	H	Campbel l	44 73	
												292	A	Mt. St. Mary's	75 67	
												302	H	USC Upstate	60 39	
												303	H	Wofford	73 55	
												308	H	Western Caro.	70 67	
												325	A	Charleston So.	75 59	
												325	H	Charleston So.	68 52	
												342	A	Longwood	61 54	
												342	H	Longwood	52 41	
												343	A	Wi nthrop	66 59	
												343	H	Wi nthrop	68 55	
LAST 12 Division I GAMES:																
				225	A	UNC Asheville	60 62	343	H	Wi nthrop	68 55					
				256	A	Campbel l	55 63	88	A	Liberty	41 59					
				195	H	High Point	54 47	137	A	Radford	46 66					
				244	H	Presbyteri an	50 60	225	H	UNC Asheville	60 61					
				325	A	Charleston So.	75 59	343	A	Wi nthrop	66 59					
				342	H	Longwood	52 41	256	H	Campbel l	44 73					

Non-Div I Games: Montreat 83 26 Pfeiffer 72 53 Converse 82 59

Gardner-Webb

Average RPI Win:	236	WON-LOST	WINNING	LAST 10	STRENGTH OF	OPP. STRENGTH	TEAM	ADJ.	CONF.	ADJ CONF.
Average RPI Loss:	76	RECORD	PCT. RANK	GAMES	SCHEDULE	OF SCHEDULE	RPI	RPI	RPI	RPI
DIV. I ONLY	23- 9	60	7- 3	268	135	107	107	13	13	
DIV. I NON-CONF.	11- 3	45	0- 0	261	262	87	87	10	10	

TOTALS	RPI 1-25	RPI 26-50	W-L RECORDS	RPI 51-100	RPI 101-999	RPI 201+				
23- 9	0- 0	0- 2	OVERALL	2- 6	21- 1	17- 0				
16- 2	0- 0	0- 0	HOME	1- 2	15- 0	12- 0				
6- 6	0- 0	0- 0	AWAY	0- 1	6- 1	5- 0				
1- 1	0- 0	0- 0	NEUTRAL	1- 1	0- 0	0- 0				
11- 3	0- 0	0- 1	NON-CONFERENCE	2- 1	9- 1	9- 0				
9- 0	0- 0	0- 0	HOME	1- 0	8- 0	8- 0				
1- 3	0- 0	0- 1	AWAY	0- 1	1- 1	1- 0				
1- 0	0- 0	0- 0	NEUTRAL	1- 0	0- 0	0- 0				
12- 6	0- 0	0- 1	CONFERENCE	0- 5	12- 0	8- 0				
7- 2	0- 0	0- 0	HOME	0- 2	7- 0	4- 0				
5- 3	0- 0	0- 1	AWAY	0- 2	5- 0	4- 0				
0- 1	0- 0	0- 0	NEUTRAL	0- 1	0- 0	0- 0				

RPI	S	Opponent	Score	RPI	S	Opponent	Score	RPI	S	Opponent	Score	RPI	S	Opponent	Score	Team's RPI: 107
32	A	Dayton	66 71	53	H	American	71 53	121	H	Saint Louis	81 72	246	A	La Salle	69 56	
38	A	Michigan	61 75	70	N	Drake	87 75	136	A	Saint Joseph's	65 57	246	H	La Salle	65 55	
				73	A	Duquesne	64 71	144	A	Colorado	61 76	257	A	St. Bonaventure	76 63	
				77	A	Houston	73 82	186	H	Davidson	74 61	257	H	St. Bonaventure	78 63	
				79	A	George Washington	52 62	198	H	Richmond	77 56	257	H	St. Bonaventure	89 79	
				79	H	George Washington	61 65	231	H	Southeast Mo. St.	57 38	272	H	LIU Brooklyn	73 70	
				79	N	George Washington	59 64	235	A	Loyola Maryland	80 72	273	H	UMES	82 68	
				85	H	Fordham	62 67	239	H	Illinois St.	56 37	275	H	Massachusetts	71 60	
								246	A	La Salle	69 56	280	A	VCU	65 42	
								246	H	La Salle	65 55	283	H	Old Dominion	66 53	
								257	A	St. Bonaventure	76 63	314	H	Eastern Ky.	64 41	
								257	H	St. Bonaventure	78 63	323	H	UMBC	58 38	
								272	H	LIU Brooklyn	73 70	334	A	Rhode Island	92 53	
								273	H	UMES	82 68	342	H	Longwood	60 41	
								275	H	Massachusetts	71 60					
								280	A	VCU	65 42					
								283	H	Old Dominion	66 53					
								314	H	Eastern Ky.	64 41					
								323	H	UMBC	58 38					
								334	A	Rhode Island	92 53					
								342	H	Longwood	60 41					

LAST 12 Division I GAMES:																
79	N	George Washington	59 64	275	H	Massachusetts	71 60									
257	H	St. Bonaventure	89 79	79	H	George Washington	61 65									
246	H	La Salle	65 55	136	A	Saint Joseph's	65 57									
32	A	Dayton	66 71	257	A	St. Bonaventure	76 63									
257	H	St. Bonaventure	78 63	85	H	Fordham	62 67									
280	A	VCU	65 42	121	H	Saint Louis	81 72									

Non-Div I Games:

George Mason

Average RPI Win:	166	WON-LOST	WINNING	LAST 10	STRENGTH OF	OPP. STRENGTH	TEAM	ADJ.	CONF.	ADJ CONF.
Average RPI Loss:	63	RECORD	PCT. RANK	GAMES	SCHEDULE	OF SCHEDULE	RPI	RPI	RPI	RPI
DIV. I ONLY	15- 14	166	7- 3	85	44	98	98	6	6	
DIV. I NON-CONF.	5- 5	170	0- 0	224	35	161	161	6	6	

TOTALS	RPI 1-25	RPI 26-50	W-L RECORDS	RPI 51-100	RPI 101-999	RPI 201+				
15- 14	2- 3	2- 4	OVERALL	0- 3	11- 4	8- 0				
7- 5	1- 1	1- 2	HOME	0- 1	5- 1	4- 0				
6- 7	1- 2	0- 2	AWAY	0- 2	5- 1	4- 0				
2- 2	0- 0	1- 0	NEUTRAL	0- 0	1- 2	0- 0				
5- 5	0- 1	0- 1	NON-CONFERENCE	0- 1	5- 2	4- 0				
2- 1	0- 0	0- 1	HOME	0- 0	2- 0	2- 0				
2- 2	0- 1	0- 0	AWAY	0- 1	2- 0	2- 0				
1- 2	0- 0	0- 0	NEUTRAL	0- 0	1- 2	0- 0				
10- 9	2- 2	2- 3	CONFERENCE	0- 2	6- 2	4- 0				
5- 4	1- 1	1- 1	HOME	0- 1	3- 1	2- 0				
4- 5	1- 1	0- 2	AWAY	0- 1	3- 1	2- 0				
1- 0	0- 0	1- 0	NEUTRAL	0- 0	0- 0	0- 0				

RPI 1-25				RPI 26-50				RPI 51-100 Team's RPI: 98				RPI 101+			
RPI	S	Opponent	Score	RPI	S	Opponent	Score	RPI	S	Opponent	Score	RPI	S	Opponent	Score
17	A	NC State	49 63	28	A	Villanova	67 68	72	A	St. John's (NY)	41 64	101	N	Auburn	40 60
23	A	DePaul	86 85	28	H	Villanova	58 60	72	H	St. John's (NY)	63 71	105	N	Chattanooga	41 54
23	H	DePaul	62 78	28	N	Villanova	63 58	79	A	George Washington	54 65	119	A	Seton Hall	65 70
24	A	Marquette	68 71	41	H	Minnesota	63 73					119	H	Seton Hall	71 52
24	H	Marquette	85 58	44	A	Creighton	58 69					123	A	Butler	63 52
				44	H	Creighton	70 67					123	H	Butler	57 66

LAST 12 Division I GAMES:															
				28	N	Villanova	63 58	119	H	Seton Hall	71 52				
				215	H	Providence	74 48	28	A	Villanova	67 68				
				44	H	Creighton	70 67	223	A	Xavier	65 48				
				24	A	Marquette	68 71	123	A	Butler	63 52				
				23	A	DePaul	86 85	23	H	DePaul	62 78				
				72	H	St. John's (NY)	63 71	24	H	Marquette	85 58				

Non-Div I Games:

Georgetown

Average RPI Win:	145	WON-LOST	WINNING	LAST 10	STRENGTH OF	OPP. STRENGTH	TEAM	ADJ.	CONF.	ADJ CONF.
Average RPI Loss:	13	RECORD	PCT. RANK	GAMES	SCHEDULE	OF SCHEDULE	RPI	RPI	RPI	RPI
DIV. I ONLY	25- 6	24	6- 4	56	43	26	26	2	2	
DIV. I NON-CONF.	12- 1	6	0- 0	115	153	30	30	2	2	

TOTALS	RPI 1-25	RPI 26-50	W-L RECORDS	RPI 51-100	RPI 101-999	RPI 201+				
25- 6	3- 5	2- 1	OVERALL	4- 0	16- 0	5- 0				
14- 3	1- 3	0- 0	HOME	2- 0	11- 0	5- 0				
10- 2	1- 1	2- 1	AWAY	2- 0	5- 0	0- 0				
1- 1	1- 1	0- 0	NEUTRAL	0- 0	0- 0	0- 0				
12- 1	0- 1	2- 0	NON-CONFERENCE	2- 0	8- 0	5- 0				
8- 1	0- 1	0- 0	HOME	2- 0	6- 0	5- 0				
4- 0	0- 0	2- 0	AWAY	0- 0	2- 0	0- 0				
0- 0	0- 0	0- 0	NEUTRAL	0- 0	0- 0	0- 0				
13- 5	3- 4	0- 1	CONFERENCE	2- 0	8- 0	0- 0				
6- 2	1- 2	0- 0	HOME	0- 0	5- 0	0- 0				
6- 2	1- 1	0- 1	AWAY	2- 0	3- 0	0- 0				
1- 1	1- 1	0- 0	NEUTRAL	0- 0	0- 0	0- 0				

RPI 1-25				RPI 26-50				RPI 51-100				RPI 101+			
RPI	S	Opponent	Score	RPI	S	Opponent	Score	RPI	S	Opponent	Score	RPI	S	Opponent	Score
4	H	Mississippi St.	62 86	27	A	LSU	60 71	68	H	Georgia Tech	60 53	101	H	Auburn	60 48
9	A	Tennessee	46 62	30	A	Virginia	64 61	86	A	Kentucky	56 42	146	H	Arkansas	78 65
11	H	Texas	53 81	48	A	Mercer	72 54	92	H	Wright St.	87 71	150	A	Vanderbilt	81 52
12	H	South Carolina	65 77					94	A	Alabama	49 43	150	H	Vanderbilt	67 55
12	N	South Carolina	49 71									153	A	BYU	79 63
15	A	Texas A&M	92 84									163	A	Ole Miss	66 52
22	H	Missouri	62 50									163	H	Ole Miss	69 45
22	N	Missouri	55 41									169	A	N.C. A&T	73 63
												175	A	Florida	66 57
												175	H	Florida	63 43
												190	H	Furman	79 44
												241	H	North Florida	75 37
												259	H	Howard	87 47
												303	H	Wofford	95 56
												308	H	Western Caro.	76 50
												311	H	Tennessee Tech	56 48

LAST 12 Division I GAMES:															
12	N	South Carolina	49 71	9	A	Tennessee	46 62								
22	N	Missouri	55 41	150	H	Vanderbilt	67 55								
175	H	Florida	63 43	163	H	Ole Miss	69 45								
94	A	Alabama	49 43	27	A	LSU	60 71								
163	A	Ole Miss	66 52	175	A	Florida	66 57								
12	H	South Carolina	65 77	22	H	Missouri	62 50								

Non-Div I Games:

Georgia

Average RPI Win:	269	WON-LOST	WINNING	LAST 10	STRENGTH OF	OPP. STRENGTH	TEAM	ADJ.	CONF.	ADJ CONF.
Average RPI Loss:	165	RECORD	PCT. RANK	GAMES	SCHEDULE	OF SCHEDULE	RPI	RPI	RPI	RPI
DIV. I ONLY	6- 21	312	3- 7	191	244	306	306	22	22	
DIV. I NON-CONF.	2- 7	286	0- 0	191	100	284	284	23	23	

TOTALS	RPI 1-25	RPI 26-50	W-L RECORDS	RPI 51-100	RPI 101-999	RPI 201+				
6- 21	0- 1	0- 0	OVERALL	0- 4	6- 16	4- 7				
5- 8	0- 0	0- 0	HOME	0- 2	5- 6	3- 2				
1- 13	0- 0	0- 0	AWAY	0- 0	1- 1	1- 0				
0- 0	0- 0	0- 0	NEUTRAL	0- 0	0- 0	0- 0				
2- 7	0- 1	0- 0	NON-CONFERENCE	0- 2	2- 4	1- 3				
2- 2	0- 0	0- 0	HOME	0- 1	2- 1	1- 1				
0- 5	0- 1	0- 0	AWAY	0- 1	0- 3	0- 2				
0- 0	0- 0	0- 0	NEUTRAL	0- 0	0- 0	0- 0				
4- 14	0- 0	0- 0	CONFERENCE	0- 2	4- 12	3- 4				
3- 6	0- 0	0- 0	HOME	0- 1	3- 5	2- 1				
1- 8	0- 0	0- 0	AWAY	0- 1	1- 7	1- 3				
0- 0	0- 0	0- 0	NEUTRAL	0- 0	0- 0	0- 0				

RPI 1-25				RPI 26-50				RPI 51-100				RPI 101+				Team's RPI: 306
RPI	S	Opponent	Score	RPI	S	Opponent	Score	RPI	S	Opponent	Score	RPI	S	Opponent	Score	
4	A	Mississippi St.	50 106					56	H	Western Ky.	63 74	138	A	Texas St.	40 62	
								68	A	Georgia Tech	51 75	138	H	Texas St.	63 83	
								95	A	Little Rock	47 54	159	H	Louisiana	60 75	
								95	H	Little Rock	50 65	161	H	Jacksonville St.	55 41	
												165	A	South Ala.	52 88	
												165	H	South Ala.	69 70	
												167	A	UT Arlington	57 62	
												167	H	UT Arlington	76 81	
												175	A	Florida	66 82	
												180	A	Troy	86 90	
												180	H	Troy	85 78	
												208	A	Arkansas St.	63 76	
												208	H	Arkansas St.	58 75	
												220	H	Fla. Atlantic	50 82	
												228	A	Coastal Caro.	49 64	
												258	A	UNCW	62 74	
												274	A	Appalachian St.	62 77	
												280	H	VCU	61 56	
												301	A	Kennesaw St.	61 71	
												327	A	Ga. Southern	66 58	
												327	H	Ga. Southern	71 56	
												337	H	La. -Monroe	70 57	

LAST 12 Division I GAMES:																
165	H	South Ala.	69 70	159	H	Louisiana	60 75									
180	H	Troy	85 78	95	A	Little Rock	47 54									
167	A	UT Arlington	57 62	208	A	Arkansas St.	63 76									
138	A	Texas St.	40 62	138	H	Texas St.	63 83									
327	A	Ga. Southern	66 58	167	H	UT Arlington	76 81									
337	H	La. -Monroe	70 57	327	H	Ga. Southern	71 56									

Non-Div I Games: Allen 101 56 North Greenville 91 89

Georgia St.

Average RPI Win: 182	WON-LOST RECORD	WINNING PCT. RANK	LAST 10 GAMES	STRENGTH OF SCHEDULE	OPP. STRENGTH OF SCHEDULE	TEAM RPI	ADJ. RPI	CONF. RPI	ADJ CONF. RPI
Average RPI Loss: 73									
DIV. I ONLY	25- 5	15	9- 1	94	132	36	36	14	14
DIV. I NON-CONF.	7- 4	102	0- 0	22	114	51	51	11	11

TOTALS	RPI 1-25	RPI 26-50	W-L RECORDS	RPI 51-100	RPI 101-999	RPI 201+			
25- 5	0- 1	0- 0	OVERALL	2- 3	23- 1	8- 0			
12- 2	0- 0	0- 0	HOME	1- 2	11- 0	3- 0			
11- 1	0- 0	0- 0	AWAY	1- 0	10- 1	4- 0			
2- 2	0- 1	0- 0	NEUTRAL	0- 1	2- 0	1- 0			
7- 4	0- 1	0- 0	NON-CONFERENCE	1- 2	6- 1	1- 0			
4- 1	0- 0	0- 0	HOME	1- 1	3- 0	0- 0			
2- 1	0- 0	0- 0	AWAY	0- 0	2- 1	1- 0			
1- 2	0- 1	0- 0	NEUTRAL	0- 1	1- 0	0- 0			
18- 1	0- 0	0- 0	CONFERENCE	1- 1	17- 0	7- 0			
8- 1	0- 0	0- 0	HOME	0- 1	8- 0	3- 0			
9- 0	0- 0	0- 0	AWAY	1- 0	8- 0	3- 0			
1- 0	0- 0	0- 0	NEUTRAL	0- 0	1- 0	1- 0			

RPI 1-25				RPI 26-50				Team's RPI: 36				RPI 51-100				RPI 101+			
RPI	S	Opponent	Score	RPI	S	Opponent	Score					RPI	S	Opponent	Score	RPI	S	Opponent	Score
23	N	DePaul	71 88									58	N	Belmont	63 71	112	A	Washington St.	64 56
												78	A	Saint Mary's (CA)	73 65	117	H	Saint Francis (PA)	97 74
												78	H	Saint Mary's (CA)	56 72	120	A	Colorado St.	49 65
												87	H	UNLV	50 52	128	A	San Francisco	81 57
												96	H	Western Ill.	80 65	128	H	San Francisco	74 47
																129	H	Portland St.	91 52
																142	H	Eastern Wash.	69 45
																143	A	Loyola Marymount	75 69
																143	H	Loyola Marymount	77 67
																153	A	BYU	84 70
																153	H	BYU	62 37
																160	N	Kent St.	77 57
																172	A	San Diego	63 44
																172	H	San Diego	58 54
																178	A	Pacific	99 72
																178	H	Pacific	90 66
																236	A	Pepperdine	67 48
																236	H	Pepperdine	73 51
																236	N	Pepperdine	81 70
																240	A	Montana	70 55
																288	A	Santa Clara	63 51
																288	H	Santa Clara	71 44
																317	A	Portland	70 56
																317	H	Portland	75 36
LAST 12 Division I GAMES:																			
236	N	Pepperdine	81 70	178	H	Pacific	90 66												
153	H	BYU	62 37	153	A	BYU	84 70												
172	H	San Diego	58 54	172	A	San Diego	63 44												
236	A	Pepperdine	67 48	128	A	San Francisco	81 57												
143	A	Loyola Marymount	75 69	317	H	Portland	75 36												
78	H	Saint Mary's (CA)	56 72	288	H	Santa Clara	71 44												

Non-Div I Games:

Gonzaga

Average RPI Win:	297	WON-LOST	WINNING	LAST 10	STRENGTH OF	OPP. STRENGTH	TEAM	ADJ.	CONF.	ADJ CONF.
Average RPI Loss:	180	RECORD	PCT. RANK	GAMES	SCHEDULE	OF SCHEDULE	RPI	RPI	RPI	RPI
DIV. I ONLY	16- 13	141	8- 2	340	313	232	232	32	32	
DIV. I NON-CONF.	3- 8	268	0- 0	291	78	281	281	32	32	

TOTALS	RPI 1-25	RPI 26-50	W-L RECORDS	RPI 51-100	RPI 101-999	RPI 201+				
16- 13	0- 1	0- 0	OVERALL	0- 1	16- 11	15- 6				
10- 2	0- 1	0- 0	HOME	0- 0	10- 1	9- 1				
6- 10	0- 0	0- 0	AWAY	0- 0	6- 1	6- 1				
0- 1	0- 0	0- 0	NEUTRAL	0- 0	0- 1	0- 0				
3- 8	0- 1	0- 0	NON-CONFERENCE	0- 1	3- 6	3- 2				
2- 1	0- 1	0- 0	HOME	0- 0	2- 0	2- 0				
1- 6	0- 0	0- 0	AWAY	0- 1	1- 5	1- 2				
0- 1	0- 0	0- 0	NEUTRAL	0- 0	0- 1	0- 0				
13- 5	0- 0	0- 0	CONFERENCE	0- 0	13- 5	12- 4				
8- 1	0- 0	0- 0	HOME	0- 0	8- 1	7- 1				
5- 4	0- 0	0- 0	AWAY	0- 0	5- 4	5- 3				
0- 0	0- 0	0- 0	NEUTRAL	0- 0	0- 0	0- 0				

RPI 1-25				RPI 26-50				RPI 51-100				RPI 101+ Team's RPI: 232			
RPI	S	Opponent	Score	RPI	S	Opponent	Score	RPI	S	Opponent	Score	RPI	S	Opponent	Score
8	H	Florida St.	53 96					94	A	Alabama	49 73	116	N	North Carolina	63 79
												124	A	Louisiana Tech	53 64
												146	A	Arkansas	62 79
												179	A	Southern U.	44 63
												179	H	Southern U.	79 71
												189	A	Memphis	48 57
												208	A	Arkansas St.	56 76
												221	A	Texas Southern	56 66
												221	H	Texas Southern	63 73
												223	A	Xavier	67 72
												245	A	Prairie View	75 68
												245	H	Prairie View	81 79
												277	A	McNeese	75 60
												290	A	Alcorn	75 68
												290	H	Alcorn	68 51
												296	A	Jackson St.	70 82
												296	H	Jackson St.	93 89
												299	H	Southeastern La.	61 52
												314	A	Alabama A&M	64 71
												314	H	Alabama A&M	78 49
												316	A	Alabama St.	73 52
												316	H	Alabama St.	93 71
												333	A	Ark. -Pine Bluff	66 57
												333	H	Ark. -Pine Bluff	73 63
												337	H	La. -Monroe	61 52
												341	A	Mississippi Val.	64 62
												341	H	Mississippi Val.	64 55

LAST 12 Division I GAMES:															
316	A	Alabama St.	73 52	245	A	Prairie View	75 68								
314	A	Alabama A&M	64 71	290	H	Alcorn	68 51								
341	H	Mississippi Val.	64 55	179	H	Southern U.	79 71								
333	H	Ark. -Pine Bluff	73 63	341	A	Mississippi Val.	64 62								
296	H	Jackson St.	93 89	333	A	Ark. -Pine Bluff	66 57								
221	A	Texas Southern	56 66	296	A	Jackson St.	70 82								

Non-Div I Games:

Grambling

Loss,
Non-Conf, S Site,
H Home
A Away
N Neutral

Grand Canyon

Through Games Of March 4, 2018

Average RPI Win:	279	WON-LOST	WINNING	LAST 10	STRENGTH OF	OPP. STRENGTH	TEAM	ADJ.	CONF.	ADJ CONF.
Average RPI Loss:	198	RECORD	PCT. RANK	GAMES	SCHEDULE	OF SCHEDULE	RPI	RPI	RPI	RPI
DIV. I ONLY	13- 13	178	6- 4	325	329	249	249	30	30	
DIV. I NON-CONF.	4- 8	239	0- 0	272	267	268	268	31	31	

TOTALS	RPI 1-25	RPI 26-50	W-L RECORDS	RPI 51-100	RPI 101-999	RPI 201+				
13- 13	0- 1	0- 0	OVERALL	0- 1	13- 11	13- 7				
7- 5	0- 1	0- 0	HOME	0- 0	7- 4	7- 3				
6- 8	0- 0	0- 0	AWAY	0- 1	6- 7	6- 4				
0- 0	0- 0	0- 0	NEUTRAL	0- 0	0- 0	0- 0				
4- 8	0- 1	0- 0	NON-CONFERENCE	0- 1	4- 6	4- 2				
2- 3	0- 1	0- 0	HOME	0- 0	2- 2	2- 1				
2- 5	0- 0	0- 0	AWAY	0- 1	2- 4	2- 1				
0- 0	0- 0	0- 0	NEUTRAL	0- 0	0- 0	0- 0				
9- 5	0- 0	0- 0	CONFERENCE	0- 0	9- 5	9- 5				
5- 2	0- 0	0- 0	HOME	0- 0	5- 2	5- 2				
4- 3	0- 0	0- 0	AWAY	0- 0	4- 3	4- 3				
0- 0	0- 0	0- 0	NEUTRAL	0- 0	0- 0	0- 0				

RPI 1-25				RPI 26-50				RPI 51-100				RPI 101+ Team's RPI: 249			
RPI	S	Opponent	Score	RPI	S	Opponent	Score	RPI	S	Opponent	Score	RPI	S	Opponent	Score
18	H	Duke	61 74					87	A	UNLV	47 76	106	H	Rice	59 69
												131	A	Bethune-Cookman	60 69
												140	A	Cal Poly	69 75
												200	A	Washington	65 79
												209	A	New Mexico St.	60 64
												209	H	New Mexico St.	50 34
												210	A	CSU Bakersfield	77 76
												210	H	CSU Bakersfield	40 69
												219	A	Seattle U	64 57
												219	H	Seattle U	74 63
												220	A	Fla. Atlantic	77 73
												279	A	UMKC	82 84
												279	H	UMKC	59 62
												288	H	Santa Clara	39 38
												297	H	Long Beach St.	63 65
												298	A	Valparaiso	75 80
												307	A	Northern Ariz.	72 54
												309	A	UTRGV	65 59
												309	H	UTRGV	59 58
												321	A	Utah Valley	64 84
												321	H	Utah Valley	81 61
												330	H	Southern Utah	59 54
												346	A	Chicago St.	59 43
												346	H	Chicago St.	64 36
LAST 12 Division I GAMES:															
210	A	CSU Bakersfield	77 76	346	A	Chicago St.	59 43								
321	A	Utah Valley	64 84	279	A	UMKC	82 84								
219	A	Seattle U	64 57	321	H	Utah Valley	81 61								
210	H	CSU Bakersfield	40 69	279	H	UMKC	59 62								
209	H	New Mexico St.	50 34	346	H	Chicago St.	64 36								
309	H	UTRGV	59 58	309	A	UTRGV	65 59								

Non-Div I Games: Arizona Christian 75 51 Benedictine Mesa 67 53

Grand Canyon

Loss,
Non-Conf,
S Site,
H Home
A Away
N Neutral

Average RPI	Win:	171	WON-LOST	WINNING	LAST 10	STRENGTH OF	OPP. STRENGTH	TEAM	ADJ.	CONF.	ADJ CONF.
Average RPI	Loss:	125	RECORD	PCT. RANK	GAMES	SCHEDULE	OF SCHEDULE	RPI	RPI	RPI	RPI
DIV. I ONLY		27- 3	8	9- 1	129	114	25	25	11	11	
DIV. I NON-CONF.		10- 1	15	0- 0	62	30	11	11	15	15	

TOTALS	RPI 1-25		RPI 26-50		W-L RECORDS		RPI 51-100		RPI 101-999		RPI 201+
27- 3	1- 1		2- 0		OVERALL		5- 0		19- 2		10- 1
13- 0	1- 0		1- 0		HOME		2- 0		9- 0		4- 0
11- 2	0- 0		1- 0		AWAY		2- 0		8- 2		4- 1
3- 1	0- 1		0- 0		NEUTRAL		1- 0		2- 0		2- 0
10- 1	1- 1		2- 0		NON-CONFERENCE		1- 0		6- 0		4- 0
4- 0	1- 0		1- 0		HOME		0- 0		2- 0		1- 0
4- 0	0- 0		1- 0		AWAY		0- 0		3- 0		2- 0
2- 1	0- 1		0- 0		NEUTRAL		1- 0		1- 0		1- 0
17- 2	0- 0		0- 0		CONFERENCE		4- 0		13- 2		6- 1
9- 0	0- 0		0- 0		HOME		2- 0		7- 0		3- 0
7- 2	0- 0		0- 0		AWAY		2- 0		5- 2		2- 1
1- 0	0- 0		0- 0		NEUTRAL		0- 0		1- 0		1- 0

RPI	S	Opponent	Score	RPI	S	Opponent	Score	RPI	S	Opponent	Score	RPI	S	Opponent	Score
4	N	Mississippi St.	46 67	31	H	South Dakota St.	55 41	55	N	Arizona St.	61 48	105	H	Chattanooga	60 30
24	H	Marquette	63 55	32	A	Dayton	75 64	76	A	IUPUI	60 34	118	A	Cleveland St.	60 71
								76	H	IUPUI	52 45	118	H	Cleveland St.	69 43
								92	A	Wright St.	58 51	127	A	Milwaukee	65 36
								92	H	Wright St.	75 68	127	H	Milwaukee	52 29
												145	A	Youngstown St.	67 42
												145	H	Youngstown St.	65 56
												174	A	Northwestern	63 57
												188	A	Oakland	81 48
												188	H	Oakland	78 48
												204	A	Wisconsin	67 34
												211	N	Columbia	61 43
												254	A	Northern Ky.	54 62
												254	H	Northern Ky.	58 41
												254	N	Northern Ky.	62 49
												267	H	Bradley	72 40
												305	A	Loyola Chicago	76 39
												326	A	Detroit Mercy	85 27
												326	H	Detroit Mercy	88 45
												331	A	Ill.-Chicago	66 37
												331	H	Ill.-Chicago	65 36
LAST 12 Division I GAMES:															
254	N	Northern Ky.	62 49	127	A	Milwaukee	65 36								
326	H	Detroit Mercy	88 45	92	H	Wright St.	75 68								
188	H	Oakland	78 48	254	H	Northern Ky.	58 41								
331	A	Ill.-Chicago	66 37	76	H	IUPUI	52 45								
145	A	Youngstown St.	67 42	331	H	Ill.-Chicago	65 36								
118	A	Cleveland St.	60 71	188	A	Oakland	81 48								

Non-Div I Games:

Green Bay

Average RPI Win:	278	WON-LOST	WINNING	LAST 10	STRENGTH OF	OPP. STRENGTH	TEAM	ADJ.	CONF.	ADJ CONF.
Average RPI Loss:	132	RECORD	PCT. RANK	GAMES	SCHEDULE	OF SCHEDULE	RPI	RPI	RPI	RPI
DIV. I ONLY	16- 13	141	8- 2	287	235	182	182	31	31	
DIV. I NON-CONF.	4- 9	249	0- 0	130	17	194	194	30	30	

TOTALS	RPI 1-25	RPI 26-50	W-L RECORDS	RPI 51-100	RPI 101-999	RPI 201+				
16- 13	0- 1	0- 3	OVERALL	0- 1	16- 8	14- 3				
8- 3	0- 0	0- 1	HOME	0- 0	8- 2	8- 1				
7- 9	0- 1	0- 2	AWAY	0- 1	7- 5	5- 2				
1- 1	0- 0	0- 0	NEUTRAL	0- 0	1- 1	1- 0				
4- 9	0- 1	0- 3	NON-CONFERENCE	0- 1	4- 4	3- 0				
2- 1	0- 0	0- 1	HOME	0- 0	2- 0	2- 0				
1- 7	0- 1	0- 2	AWAY	0- 1	1- 3	0- 0				
1- 1	0- 0	0- 0	NEUTRAL	0- 0	1- 1	1- 0				
12- 4	0- 0	0- 0	CONFERENCE	0- 0	12- 4	11- 3				
6- 2	0- 0	0- 0	HOME	0- 0	6- 2	6- 1				
6- 2	0- 0	0- 0	AWAY	0- 0	6- 2	5- 2				
0- 0	0- 0	0- 0	NEUTRAL	0- 0	0- 0	0- 0				

RPI 1-25				RPI 26-50				RPI 51-100				RPI 101+ Team's RPI: 182			
RPI	S	Opponent	Score	RPI	S	Opponent	Score	RPI	S	Opponent	Score	RPI	S	Opponent	Score
7	A	Oregon	45 87	30	A	Virginia	62 66	69	A	TCU	68 90	105	A	Chattanooga	52 64
				40	H	Quinnipiac	58 64					116	A	North Carolina	70 66
				47	A	Elon	59 82					131	H	Bethune-Cookman	56 61
												156	A	Samford	61 66
												168	N	Brown	66 73
												169	A	N.C. A&T	63 51
												181	A	Temple	56 65
												202	A	Norfolk St.	70 56
												202	H	Norfolk St.	48 63
												211	H	Columbia	60 58
												259	A	Howard	63 68
												273	A	UMES	70 65
												278	H	Morgan St.	63 60
												281	N	San Jose St.	81 73
												283	H	Old Dominion	50 42
												318	A	N.C. Central	62 53
												320	A	Coppin St.	83 48
												320	H	Coppin St.	67 35
												322	A	South Carolina St.	70 78
												322	H	South Carolina St.	60 42
												332	H	Delaware St.	66 62
												339	H	Florida A&M	66 65
												344	A	Savannah St.	81 53
												344	H	Savannah St.	88 41

LAST 12 Division I GAMES:															
				202	A	Norfolk St.	70 56	169	A	N.C. A&T	63 51				
				278	H	Morgan St.	63 60	318	A	N.C. Central	62 53				
				344	H	Savannah St.	88 41	320	H	Coppin St.	67 35				
				322	H	South Carolina St.	60 42	131	H	Bethune-Cookman	56 61				
				320	A	Coppin St.	83 48	339	H	Florida A&M	66 65				
				202	H	Norfolk St.	48 63	322	A	South Carolina St.	70 78				

Non-Div I Games:

Hampton

Loss,
Non-Conf,
S Site,
H Home
A Away
N Neutral

Average RPI Win:	237	WON-LOST	WINNING	LAST 10	STRENGTH OF	OPP. STRENGTH	TEAM	ADJ.	CONF.	ADJ CONF.
Average RPI Loss:	118	RECORD	PCT. RANK	GAMES	SCHEDULE	OF SCHEDULE	RPI	RPI	RPI	RPI
DIV. I ONLY	19- 12	110	6- 4	152	260	130	130	20	20	
DIV. I NON-CONF.	8- 5	111	0- 0	182	231	132	132	24	24	

TOTALS	RPI 1-25	RPI 26-50	W-L RECORDS	RPI 51-100	RPI 101-999	RPI 201+				
19- 12	0- 0	0- 2	OVERALL	2- 4	17- 6	11- 1				
10- 4	0- 0	0- 1	HOME	1- 1	9- 2	6- 0				
4- 8	0- 0	0- 0	AWAY	0- 0	4- 1	3- 1				
5- 0	0- 0	0- 0	NEUTRAL	1- 0	4- 0	2- 0				
8- 5	0- 0	0- 2	NON-CONFERENCE	0- 1	8- 2	6- 0				
4- 2	0- 0	0- 1	HOME	0- 0	4- 1	3- 0				
1- 3	0- 0	0- 1	AWAY	0- 1	1- 1	1- 0				
3- 0	0- 0	0- 0	NEUTRAL	0- 0	3- 0	2- 0				
11- 7	0- 0	0- 0	CONFERENCE	2- 3	9- 4	5- 1				
6- 2	0- 0	0- 0	HOME	1- 1	5- 1	3- 0				
3- 5	0- 0	0- 0	AWAY	0- 2	3- 3	2- 1				
2- 0	0- 0	0- 0	NEUTRAL	1- 0	1- 0	0- 0				

RPI 1-25				RPI 26-50				RPI 51-100				RPI 101+				Team's RPI: 130	
RPI	S	Opponent	Score	RPI	S	Opponent	Score	RPI	S	Opponent	Score	RPI	S	Opponent	Score		
28	H	Villanova	53 71					74	A	Maine	56 59	114	H	Delaware	63 72		
35	A	Syracuse	63 75					74	H	Maine	44 59	116	A	North Carolina	70 90		
								84	A	Albany (NY)	53 66	125	N	Yale	78 70		
								84	H	Albany (NY)	70 55	157	A	Binghamton	59 64		
								84	N	Albany (NY)	58 56	157	H	Binghamton	61 45		
								85	A	Fordham	44 69	157	N	Binghamton	72 68		
												173	A	New Hampshire	58 76		
												173	H	New Hampshire	85 49		
												187	A	Stony Brook	75 68		
												187	H	Stony Brook	58 66		
												197	H	Siena	71 62		
												233	H	Niagara	83 65		
												243	H	Hofstra	60 49		
												291	A	Vermont	47 53		
												291	H	Vermont	91 52		
												293	H	Central Conn. St.	68 52		
												295	A	Bryant	59 47		
												314	N	Alabama A&M	56 47		
												323	A	UMBC	61 54		
												323	H	UMBC	65 54		
												325	N	Charleston So.	62 43		
												348	A	UMass Lowell	81 42		
												348	H	UMass Lowell	78 56		
LAST 12 Division I GAMES:																	

Non-Div I Games:

Hartford

Average RPI Win:	181	WON-LOST	WINNING	LAST 10	STRENGTH OF	OPP. STRENGTH	TEAM	ADJ.	CONF.	ADJ CONF.
Average RPI Loss:	78	RECORD	PCT. RANK	GAMES	SCHEDULE	OF SCHEDULE	RPI	RPI	RPI	RPI
DIV. I ONLY	18- 9	82	7- 3	70	112	51	51	9	9	
DIV. I NON-CONF.	8- 5	111	0- 0	92	138	72	72	9	9	

TOTALS	RPI 1-25	RPI 26-50	W-L RECORDS	RPI 51-100	RPI 101-999	RPI 201+				
18- 9	0- 0	1- 3	OVERALL	1- 3	16- 3	8- 0				
12- 0	0- 0	1- 0	HOME	1- 0	10- 0	5- 0				
4- 8	0- 0	0- 2	AWAY	0- 3	4- 3	2- 0				
2- 1	0- 0	0- 1	NEUTRAL	0- 0	2- 0	1- 0				
8- 5	0- 0	0- 2	NON-CONFERENCE	0- 2	8- 1	4- 0				
5- 0	0- 0	0- 0	HOME	0- 0	5- 0	3- 0				
1- 4	0- 0	0- 1	AWAY	0- 2	1- 1	0- 0				
2- 1	0- 0	0- 1	NEUTRAL	0- 0	2- 0	1- 0				
10- 4	0- 0	1- 1	CONFERENCE	1- 1	8- 2	4- 0				
7- 0	0- 0	1- 0	HOME	1- 0	5- 0	2- 0				
3- 4	0- 0	0- 1	AWAY	0- 1	3- 2	2- 0				
0- 0	0- 0	0- 0	NEUTRAL	0- 0	0- 0	0- 0				

RPI 1-25				RPI 26-50				RPI 51-100				RPI 101+			
RPI	S	Opponent	Score	RPI	S	Opponent	Score	RPI	S	Opponent	Score	RPI	S	Opponent	Score
29	A	Princeton	47 80	29	H	Princeton	72 58	52	A	FGCU	56 65	115	A	Dartmouth	56 63
29	H	Princeton	72 58	30	A	Virginia	48 50	61	A	Penn	49 69	115	H	Dartmouth	76 65
30	A	Virginia	48 50	32	N	Dayton	66 72	61	H	Penn	55 52	125	A	Yale	63 69
								74	A	Maine	51 76	125	H	Yale	97 73
												139	A	Northeastern	79 69
												168	A	Brown	86 74
												168	H	Brown	87 85
												169	N	N. C. A&T	64 60
												181	A	Temple	64 86
												187	H	Stony Brook	60 53
												197	H	Siena	75 67
												211	A	Col umbi a	78 59
												211	H	Col umbi a	85 67
												218	N	Akron	76 63
												229	H	Boston U.	80 70
												246	H	La Salle	70 61
												253	H	Sacred Heart	70 62
												264	A	Cornel I	91 57
												264	H	Cornel I	80 58
LAST 12 Division I GAMES:															
211	A	Col umbi a	78 59	61	A	Penn	49 69								
264	A	Cornel I	91 57	29	A	Princeton	47 80								
29	H	Princeton	72 58	264	H	Cornel I	80 58								
61	H	Penn	55 52	211	H	Col umbi a	85 67								
125	A	Yale	63 69	168	H	Brown	87 85								
168	A	Brown	86 74	125	H	Yale	97 73								

Average RPI Win: 239
Average RPI Loss: 156

WON-LOST
RECORD

WINNING
PCT. RANK

LAST 10
GAMES

STRENGTH OF
SCHEDULE

OPP. STRENGTH
OF SCHEDULE

TEAM
RPI

ADJ.
RPI

CONF.
RPI

ADJ CONF.
RPI

DIV. I ONLY	11- 17	233	4- 6	204	198	251	251	21	21
DIV. I NON-CONF.	6- 6	170	0- 0	141	117	176	176	19	19
TOTALS	RPI 1-25	RPI 26-50	W-L RECORDS	RPI 51-100	RPI 101-999	RPI 201+			
11- 17	0- 2	0- 1	OVERALL	0- 3	11- 11	8- 5			
8- 7	0- 0	0- 1	HOME	0- 2	8- 4	5- 1			
3- 8	0- 0	0- 0	AWAY	0- 1	3- 7	3- 4			
0- 2	0- 2	0- 0	NEUTRAL	0- 0	0- 0	0- 0			
6- 6	0- 2	0- 1	NON-CONFERENCE	0- 1	6- 2	4- 1			
4- 3	0- 0	0- 1	HOME	0- 1	4- 1	2- 0			
2- 1	0- 0	0- 0	AWAY	0- 0	2- 1	2- 1			
0- 2	0- 2	0- 0	NEUTRAL	0- 0	0- 0	0- 0			
5- 11	0- 0	0- 0	CONFERENCE	0- 2	5- 9	4- 4			
4- 4	0- 0	0- 0	HOME	0- 1	4- 3	3- 1			
1- 7	0- 0	0- 0	AWAY	0- 1	1- 6	1- 3			
0- 0	0- 0	0- 0	NEUTRAL	0- 0	0- 0	0- 0			

RPI 1-25				RPI 26-50				RPI 51-100				RPI 101+ Team's RPI: 251			
RPI	S	Opponent	Score	RPI	S	Opponent	Score	RPI	S	Opponent	Score	RPI	S	Opponent	Score
7	N	Oregon	44 85	49	H	Southern Cal i forn i a	60 71	60	H	Purdue	67 79	140	A	Cal Poly	50 52
15	N	Texas A&M	59 103					65	A	UC Davis	52 76	140	H	Cal Poly	61 67
								65	H	UC Davis	56 68	149	H	Idaho St.	62 64
												158	H	Marist	70 63
												172	H	San Diego	64 63
												185	A	UC Irvine	66 70
												185	H	UC Irvine	67 74
												201	A	UC Santa Barbara	61 71
												201	H	UC Santa Barbara	73 64
												212	H	Montana St.	81 75
												216	A	CSUN	56 54
												216	H	CSUN	58 70
												219	A	Seattle U	73 58
												247	A	UC Riverside	57 79
												247	H	UC Riverside	63 57
												276	A	Arizona	65 60
												297	A	Long Beach St.	80 85
												297	H	Long Beach St.	74 66
												307	H	Northern Ariz.	84 68
												317	A	Portland	47 76
												319	A	Cal St. Fullerton	57 69
												319	H	Cal St. Fullerton	59 54
LAST 12 Division I GAMES:															
140	H	Cal Poly	61 67	201	A	UC Santa Barbara	61 71	140	A	Cal Poly	50 52	247	H	UC Riverside	63 57
201	H	UC Santa Barbara	73 64	140	A	Cal Poly	50 52	216	H	CSUN	58 70	185	A	UC Irvine	66 70
297	A	Long Beach St.	80 85	247	H	UC Riverside	63 57	185	A	UC Irvine	66 70	247	A	UC Riverside	57 79
216	A	CSUN	56 54	216	H	CSUN	58 70								
65	H	UC Davis	56 68												
319	H	Cal St. Fullerton	59 54												

Non-Div I Games: Hawai i Paci fic 67 57

Hawai i

Loss, Non-Conf, S Site, H Home A Away N Neutral

Average RPI		Win: 278	WON-LOST RECORD	WINNING PCT. RANK	LAST 10 GAMES	STRENGTH OF SCHEDULE	OPP. STRENGTH OF SCHEDULE	TEAM RPI	ADJ. RPI	CONF. RPI	ADJ. CONF. RPI
Loss: 143											
DIV. I ONLY			14- 13	163	3- 7	243	281	195	195	27	27
DIV. I NON-CONF.			4- 5	202	0- 0	140	91	138	138	28	28
TOTALS		RPI 1-25		RPI 26-50		W-L RECORDS		RPI 51-100	RPI 101-999	RPI 201+	
14- 13	0- 1			0- 0		OVERALL	0- 5		14- 7	13- 4	
6- 6	0- 0			0- 0		HOME	0- 2		6- 4	6- 2	
8- 7	0- 0			0- 0		AWAY	0- 1		8- 2	7- 1	
0- 0	0- 0			0- 0		NEUTRAL	0- 0		0- 0	0- 0	
4- 5	0- 1			0- 0		NON-CONFERENCE	0- 3		4- 1	3- 0	
1- 2	0- 0			0- 0		HOME	0- 1		1- 1	1- 0	
3- 3	0- 1			0- 0		AWAY	0- 2		3- 0	2- 0	
0- 0	0- 0			0- 0		NEUTRAL	0- 0		0- 0	0- 0	
10- 8	0- 0			0- 0		CONFERENCE	0- 2		10- 6	10- 4	
5- 4	0- 0			0- 0		HOME	0- 1		5- 3	5- 2	
5- 4	0- 0			0- 0		AWAY	0- 1		5- 3	5- 2	
0- 0	0- 0			0- 0		NEUTRAL	0- 0		0- 0	0- 0	

RPI 1-25				RPI 26-50				RPI 51-100				RPI 101+ Team's RPI: 195			
RPI	S	Opponent	Score	RPI	S	Opponent	Score	RPI	S	Opponent	Score	RPI	S	Opponent	Score
18	A	Duke	50 77					67	A	Vi rgi ni a Tech	63 86	137	A	Radford	47 50
								81	H	UAB	61 77	137	H	Radford	48 63
								88	A	Li berty	49 57	186	H	Davi dson	74 82
								88	H	Li berty	42 65	199	A	Stetson	69 64
								100	A	Ohi o	61 64	202	A	Norfol k St.	59 56
												217	A	UNCG	81 72
												225	A	UNC Asheville	58 45
												225	H	UNC Asheville	59 78
												227	A	Gardner-Webb	47 54
												227	H	Gardner-Webb	83 80
												244	A	Presbyteri an	55 62
												244	H	Presbyteri an	81 55
												256	A	Campbel l	62 53
												256	H	Campbel l	44 51
												308	H	Western Caro.	75 69
												325	A	Charleston So.	75 74
												325	H	Charleston So.	52 49
												342	A	Longwood	75 39
												342	H	Longwood	62 41
												343	A	Wi nthrop	79 58
												343	H	Wi nthrop	77 40
LAST 12 Division I GAMES:															
88	A	Li berty	49 57	225	H	UNC Asheville	59 78								
137	H	Radford	48 63	342	A	Longwood	75 39								
227	A	Gardner-Webb	47 54	256	H	Campbel l	44 51								
325	H	Charleston So.	52 49	88	H	Li berty	42 65								
244	A	Presbyteri an	55 62	325	A	Charleston So.	75 74								
343	H	Wi nthrop	77 40	137	A	Radford	47 50								

High Point

Average RPI Win:	248	WON-LOST	WINNING	LAST 10	STRENGTH OF	OPP. STRENGTH	TEAM	ADJ.	CONF.	ADJ CONF.
Average RPI Loss:	128	RECORD	PCT. RANK	GAMES	SCHEDULE	OF SCHEDULE	RPI	RPI	RPI	RPI
DIV. I ONLY	11- 18	237	1- 9	210	149	243	243	10	10	
DIV. I NON-CONF.	6- 5	153	0- 0	316	230	232	232	12	12	

TOTALS	RPI 1-25	RPI 26-50	W-L RECORDS	RPI 51-100	RPI 101-999	RPI 201+				
11- 18	0- 0	0- 4	OVERALL	0- 3	11- 11	9- 3				
6- 8	0- 0	0- 2	HOME	0- 1	6- 5	5- 1				
4- 10	0- 0	0- 2	AWAY	0- 2	4- 6	4- 2				
1- 0	0- 0	0- 0	NEUTRAL	0- 0	1- 0	0- 0				
6- 5	0- 0	0- 0	NON-CONFERENCE	0- 1	6- 4	5- 1				
3- 2	0- 0	0- 0	HOME	0- 0	3- 2	3- 0				
2- 3	0- 0	0- 0	AWAY	0- 1	2- 2	2- 1				
1- 0	0- 0	0- 0	NEUTRAL	0- 0	1- 0	0- 0				
5- 13	0- 0	0- 4	CONFERENCE	0- 2	5- 7	4- 2				
3- 6	0- 0	0- 2	HOME	0- 1	3- 3	2- 1				
2- 7	0- 0	0- 2	AWAY	0- 1	2- 4	2- 1				
0- 0	0- 0	0- 0	NEUTRAL	0- 0	0- 0	0- 0				

RPI 1-25				RPI 26-50				RPI 51-100				RPI 101+ Team's RPI: 243			
RPI	S	Opponent	Score	RPI	S	Opponent	Score	RPI	S	Opponent	Score	RPI	S	Opponent	Score
				46	A	Drexel	38 47	64	A	James Madison	56 73	108	N	Wake Forest	69 66
				46	H	Drexel	47 58	64	H	James Madison	42 55	114	A	Delaware	41 61
				47	A	Elon	55 80	87	A	UNLV	52 68	114	H	Delaware	51 58
				47	H	Elon	65 72					130	A	Hartford	49 60
												139	A	Northeastern	54 58
												139	H	Northeastern	50 55
												152	A	William & Mary	53 63
												152	H	William & Mary	65 54
												187	H	Stony Brook	49 73
												197	H	Siena	60 70
												211	A	Columbia	53 75
												238	H	Holy Cross	69 63
												253	A	Sacred Heart	86 81
												257	H	St. Bonaventure	71 68
												258	A	UNCW	69 61
												258	H	UNCW	55 59
												263	A	Col. of Charleston	75 60
												263	H	Col. of Charleston	65 60
												270	A	Towson	72 73
												270	H	Towson	83 72
												323	H	UMBC	71 55
												340	A	Iona	68 43
LAST 12 Division I GAMES:															
				139	A	Northeastern	54 58	270	A	Towson	72 73				
				47	A	Elon	55 80	258	H	UNCW	55 59				
				139	H	Northeastern	50 55	152	A	William & Mary	53 63				
				270	H	Towson	83 72	64	A	James Madison	56 73				
				47	H	Elon	65 72	46	H	Drexel	47 58				
				114	A	Delaware	41 61	152	H	William & Mary	65 54				

Non-Div I Games:

Hofstra

■ Loss,
 ■ Non-Conf, S Site,
 ■ Home
 ■ Away
 N Neutral

Average RPI Win:	170	WON-LOST	WINNING	LAST 10	STRENGTH OF	OPP. STRENGTH	TEAM	ADJ.	CONF.	ADJ CONF.
Average RPI Loss:	102	RECORD	PCT. RANK	GAMES	SCHEDULE	OF SCHEDULE	RPI	RPI	RPI	RPI
DIV. I ONLY	20- 11	90	5- 5	115	88	77	77	7	7	
DIV. I NON-CONF.	11- 3	45	0- 0	116	126	37	37	7	7	

TOTALS	RPI 1-25	RPI 26-50	W-L RECORDS	RPI 51-100	RPI 101-999	RPI 201+				
20- 11	0- 3	0- 2	OVERALL	1- 0	19- 6	6- 1				
10- 3	0- 1	0- 1	HOME	0- 0	10- 1	4- 0				
7- 7	0- 2	0- 1	AWAY	0- 0	7- 4	2- 1				
3- 1	0- 0	0- 0	NEUTRAL	1- 0	2- 1	0- 0				
11- 3	0- 1	0- 1	NON-CONFERENCE	1- 0	10- 1	4- 1				
5- 0	0- 0	0- 0	HOME	0- 0	5- 0	3- 0				
3- 3	0- 1	0- 1	AWAY	0- 0	3- 1	1- 1				
3- 0	0- 0	0- 0	NEUTRAL	1- 0	2- 0	0- 0				
9- 8	0- 2	0- 1	CONFERENCE	0- 0	9- 5	2- 0				
5- 3	0- 1	0- 1	HOME	0- 0	5- 1	1- 0				
4- 4	0- 1	0- 0	AWAY	0- 0	4- 3	1- 0				
0- 1	0- 0	0- 0	NEUTRAL	0- 0	0- 1	0- 0				

RPI 1-25				RPI 26-50				RPI 51-100 Team's RPI: 77				RPI 101+			
RPI	S	Opponent	Score	RPI	S	Opponent	Score	RPI	S	Opponent	Score	RPI	S	Opponent	Score
2	H	UConn	35 95	39	A	Rutgers	57 75	88	N	Liberty	75 68	107	H	George Mason	82 73
14	A	South Fla.	65 81	43	H	UCF	59 64					109	H	ETSU	88 69
15	A	Texas A&M	65 83									111	A	Cincinnati	57 61
												111	H	Cincinnati	82 88
												122	A	Tulane	98 92
												122	H	Tulane	72 48
												127	N	Milwaukee	74 59
												138	A	Texas St.	72 67
												139	N	Northeastern	72 64
												148	A	Wichita St.	73 62
												148	H	Wichita St.	73 55
												167	A	UT Arlington	62 58
												181	A	Temple	99 75
												189	H	Memphis	66 55
												193	A	East Carolina	78 80
												193	H	East Carolina	97 81
												194	A	Tulsa	77 83
												194	N	Tulsa	72 98
												207	A	Boston College	74 79
												211	H	Columbia	77 53
												213	A	SMU	85 75
												213	H	SMU	60 56
												222	A	New Orleans	78 66
												252	H	Texas Tech	79 75
												312	H	Incarnate Word	98 67
LAST 12 Division I GAMES:															
194	N	Tulsa	72 98	189	H	Memphis	66 55								
111	A	Cincinnati	57 61	148	A	Wichita St.	73 62								
43	H	UCF	59 64	122	H	Tulane	72 48								
14	A	South Fla.	65 81	213	H	SMU	60 56								
193	H	East Carolina	97 81	193	A	East Carolina	78 80								
194	A	Tulsa	77 83	181	A	Temple	99 75								

Non-Div I Games:

Houston

Average RPI Win:	318	WON-LOST	WINNING	LAST 10	STRENGTH OF	OPP. STRENGTH	TEAM	ADJ.	CONF.	ADJ CONF.
Average RPI Loss:	184	RECORD	PCT. RANK	GAMES	SCHEDULE	OF SCHEDULE	RPI	RPI	RPI	RPI
DIV. I ONLY	6- 18	296	4- 6	292	300	310	310	26	26	
DIV. I NON-CONF.	0- 6	337	0- 0	98	251	318	318	26	26	

TOTALS	RPI 1-25	RPI 26-50	W-L RECORDS	RPI 51-100	RPI 101-999	RPI 201+				
6- 18	0- 1	0- 0	OVERALL	0- 2	6- 15	6- 9				
3- 6	0- 0	0- 0	HOME	0- 1	3- 5	3- 4				
3- 12	0- 1	0- 0	AWAY	0- 1	3- 10	3- 5				
0- 0	0- 0	0- 0	NEUTRAL	0- 0	0- 0	0- 0				
0- 6	0- 1	0- 0	NON-CONFERENCE	0- 0	0- 5	0- 1				
0- 0	0- 0	0- 0	HOME	0- 0	0- 0	0- 0				
0- 6	0- 1	0- 0	AWAY	0- 0	0- 5	0- 1				
0- 0	0- 0	0- 0	NEUTRAL	0- 0	0- 0	0- 0				
6- 12	0- 0	0- 0	CONFERENCE	0- 2	6- 10	6- 8				
3- 6	0- 0	0- 0	HOME	0- 1	3- 5	3- 4				
3- 6	0- 0	0- 0	AWAY	0- 1	3- 5	3- 4				
0- 0	0- 0	0- 0	NEUTRAL	0- 0	0- 0	0- 0				

RPI 1-25				RPI 26-50				RPI 51-100				RPI 101+ Team's RPI: 310			
RPI	S	Opponent	Score	RPI	S	Opponent	Score	RPI	S	Opponent	Score	RPI	S	Opponent	Score
14	A	South Fla.	43 90					89	A	Lamar Uni versi ty	55 90	106	A	Ri ce	45 67
								89	H	Lamar Uni versi ty	51 79	113	H	SFA	54 76
												124	A	Loui si ana Tech	62 85
												126	A	Central Ark.	56 64
												170	A	Oral Roberts	56 78
												176	A	UTEP	62 69
												222	A	New Orleans	52 70
												226	A	A&M-Corpus Christi	49 50
												226	H	A&M-Corpus Christi	68 73
												230	A	Ni choll s St.	45 63
												230	H	Ni choll s St.	61 73
												255	A	Abilene Christian	68 80
												277	A	McNeese	67 61
												277	H	McNeese	74 86
												299	H	Southeastern La.	61 76
												312	A	Incarinate Word	58 56
												312	H	Incarinate Word	67 56
												335	A	Sam Houston St.	69 61
												335	H	Sam Houston St.	65 62
												336	H	Northwestern St.	57 51
												337	A	La. -Monroe	73 77

LAST 12 Division I GAMES:															
226	H	A&M-Corpus Christi	68 73	230	A	Ni choll s St.	45 63								
312	H	Incarinate Word	67 56	126	A	Central Ark.	56 64								
277	A	McNeese	67 61	113	H	SFA	54 76								
89	A	Lamar University	55 90	226	A	A&M-Corpus Christi	49 50								
335	H	Sam Houston St.	65 62	312	A	Incarinate Word	58 56								
336	H	Northwestern St.	57 51	277	H	McNeese	74 86								

Non-Div I Games: LeTourneau 88 43 Paul Quinn 74 54 Huston-Tillotson 76 72 Jarvis Christian 78 30
Houston Baptist

Average RPI Win:	295	WON-LOST	WINNING	LAST 10	STRENGTH OF	OPP. STRENGTH	TEAM	ADJ.	CONF.	ADJ CONF.
Average RPI Loss:	175	RECORD	PCT. RANK	GAMES	SCHEDULE	OF SCHEDULE	RPI	RPI	RPI	RPI
DIV. I ONLY	12- 17	225	4- 6	256	335	259	259	31	31	
DIV. I NON-CONF.	4- 9	249	0- 0	84	272	234	234	30	30	

TOTALS	RPI 1-25	RPI 26-50	W-L RECORDS	RPI 51-100	RPI 101-999	RPI 201+				
12- 17	0- 1	0- 2	OVERALL	0- 1	12- 13	11- 6				
8- 6	0- 0	0- 0	HOME	0- 0	8- 6	7- 2				
4- 11	0- 0	0- 0	AWAY	0- 0	4- 1	4- 1				
0- 0	0- 0	0- 0	NEUTRAL	0- 0	0- 0	0- 0				
4- 9	0- 1	0- 2	NON-CONFERENCE	0- 1	4- 5	4- 1				
4- 2	0- 0	0- 0	HOME	0- 0	4- 2	4- 0				
0- 7	0- 1	0- 2	AWAY	0- 1	0- 3	0- 1				
0- 0	0- 0	0- 0	NEUTRAL	0- 0	0- 0	0- 0				
8- 8	0- 0	0- 0	CONFERENCE	0- 0	8- 8	7- 5				
4- 4	0- 0	0- 0	HOME	0- 0	4- 4	3- 2				
4- 4	0- 0	0- 0	AWAY	0- 0	4- 4	4- 3				
0- 0	0- 0	0- 0	NEUTRAL	0- 0	0- 0	0- 0				

RPI 1-25				RPI 26-50				RPI 51-100				RPI 101+ Team's RPI: 259			
RPI	S	Opponent	Score	RPI	S	Opponent	Score	RPI	S	Opponent	Score	RPI	S	Opponent	Score
16	A	Maryland	49 111	26	A	Georgia	47 87	98	A	Georgetown	41 93	111	A	Cincinnati	53 87
				48	A	Mercer	44 70					131	H	Bethune-Cookman	55 59
												152	H	William & Mary	71 83
												168	H	Brown	81 85
												169	A	N. C. A&T	53 91
												169	H	N. C. A&T	68 76
												182	H	Hampton	68 63
												197	A	Siena	61 72
												202	H	Norfolk St.	53 59
												256	H	Campbell	63 61
												266	H	St. Francis Brooklyn	72 69
												273	A	UMES	52 58
												273	H	UMES	79 83
												278	A	Morgan St.	68 61
												286	H	Fairleigh Dickinson	68 65
												291	A	Vermont	65 88
												300	H	FIU	69 62
												318	A	N. C. Central	77 78
												318	H	N. C. Central	69 54
												320	A	Coppin St.	87 69
												322	A	South Carolina St.	68 58
												332	H	Delaware St.	78 70
												339	A	Florida A&M	59 74
												339	H	Florida A&M	76 65
												344	A	Savannah St.	87 59

LAST 12 Division I GAMES:															
320	A	Coppin St.	87 69	278	A	Morgan St.	68 61	339	H	Florida A&M	76 65				
202	H	Norfolk St.	53 59	273	A	UMES	52 58	169	H	N. C. A&T	68 76				
332	H	Delaware St.	78 70	318	H	N. C. Central	69 54	344	A	Savannah St.	87 59				
318	A	N. C. Central	77 78												
169	A	N. C. A&T	53 91												
273	H	UMES	79 83												

Non-Div I Games:

Howard

Average RPI Win: 209	WON-LOST RECORD	WINNING PCT. RANK	LAST 10 GAMES	STRENGTH OF SCHEDULE	OPP. STRENGTH OF SCHEDULE	TEAM RPI	ADJ. RPI	CONF. RPI	ADJ. CONF. RPI
Average RPI Loss: 70									
DIV. I ONLY	21- 8	57	6- 4	151	126	76	76	11	11
DIV. I NON-CONF.	7- 3	74	0- 0	179	56	65	65	15	15

TOTALS	RPI 1-25	RPI 26-50	W-L RECORDS	RPI 51-100	RPI 101-999	RPI 201+			
21- 8	0- 3	0- 1	OVERALL	3- 2	18- 2	9- 0			
6- 5	0- 1	0- 0	HOME	0- 2	6- 2	4- 0			
13- 3	0- 2	0- 1	AWAY	2- 0	11- 0	5- 0			
2- 0	0- 0	0- 0	NEUTRAL	1- 0	1- 0	0- 0			
7- 3	0- 1	0- 1	NON-CONFERENCE	2- 1	5- 0	3- 0			
1- 1	0- 0	0- 0	HOME	0- 1	1- 0	1- 0			
5- 2	0- 1	0- 1	AWAY	1- 0	4- 0	2- 0			
1- 0	0- 0	0- 0	NEUTRAL	1- 0	0- 0	0- 0			
14- 5	0- 2	0- 0	CONFERENCE	1- 1	13- 2	6- 0			
5- 4	0- 1	0- 0	HOME	0- 1	5- 2	3- 0			
8- 1	0- 1	0- 0	AWAY	1- 0	7- 0	3- 0			
1- 0	0- 0	0- 0	NEUTRAL	0- 0	1- 0	0- 0			

RPI 1-25				RPI 26-50				RPI 51-100 Team's RPI: 76				RPI 101+			
RPI	S	Opponent	Score	RPI	S	Opponent	Score	RPI	S	Opponent	Score	RPI	S	Opponent	Score
23	A	DePaul	71 85	43	A	UCF	59 63	80	N	Wyoming	65 59	118	A	Cleveland St.	77 64
25	A	Green Bay	45 52					83	H	Miami (OH)	83 96	118	H	Cleveland St.	94 56
25	H	Green Bay	34 60					92	A	Wright St.	64 61	127	A	Milwaukee	70 68
								92	H	Wright St.	63 66	127	H	Milwaukee	60 67
								100	A	Ohio	76 52	135	A	UNI	54 48
												145	A	Youngstown St.	65 43
												145	H	Youngstown St.	67 70
												188	A	Oakland	73 55
												188	H	Oakland	80 64
												188	N	Oakland	56 49
												189	A	Memphis	80 57
												254	A	Northern Ky.	71 35
												254	H	Northern Ky.	56 54
												260	H	Indiana St.	86 57
												311	A	Tennessee Tech	68 54
												326	A	Detroit Mercy	91 59
												326	H	Detroit Mercy	90 62
												327	A	Ga. Southern	72 52
												331	A	Ill. -Chicago	82 46
												331	H	Ill. -Chicago	68 43
LAST 12 Division I GAMES:															
188	N	Oakland	56 49	118	H	Cleveland St.	94 56	145	H	Youngstown St.	67 70				
254	H	Northern Ky.	56 54	331	H	Ill. -Chicago	68 43	25	A	Green Bay	45 52				
92	H	Wright St.	63 66					127	A	Milwaukee	70 68				
127	H	Milwaukee	60 67					92	A	Wright St.	64 61				
326	A	Detroit Mercy	91 59												
188	A	Oakland	73 55												

Non-Div I Games: Georgetown (KY) 85 52

IUPUI

Average RPI Win: 217	WON-LOST RECORD	WINNING PCT. RANK	LAST 10 GAMES	STRENGTH OF SCHEDULE	OPP. STRENGTH OF SCHEDULE	TEAM RPI	ADJ. RPI	CONF. RPI	ADJ CONF. RPI
Average RPI Loss: 136									
DIV. I ONLY	16- 12	127	8- 2	218	133	151	151	19	19
DIV. I NON-CONF.	3- 7	254	0- 0	128	77	211	211	13	13

TOTALS	RPI 1-25	RPI 26-50	W-L RECORDS	RPI 51-100	RPI 101-999	RPI 201+			
16- 12	0- 1	1- 1	OVERALL	0- 3	15- 7	9- 3			
7- 6	0- 0	0- 1	HOME	0- 1	7- 4	4- 1			
9- 5	0- 0	1- 0	AWAY	0- 0	8- 0	5- 0			
0- 1	0- 0	0- 0	NEUTRAL	0- 1	0- 0	0- 0			
3- 7	0- 1	0- 0	NON-CONFERENCE	0- 3	3- 3	2- 2			
1- 3	0- 0	0- 0	HOME	0- 1	1- 2	1- 1			
2- 3	0- 1	0- 0	AWAY	0- 1	2- 1	1- 1			
0- 1	0- 0	0- 0	NEUTRAL	0- 1	0- 0	0- 0			
13- 5	0- 0	1- 1	CONFERENCE	0- 0	12- 4	7- 1			
6- 3	0- 0	0- 1	HOME	0- 0	6- 2	3- 0			
7- 2	0- 0	1- 0	AWAY	0- 0	6- 2	4- 1			
0- 0	0- 0	0- 0	NEUTRAL	0- 0	0- 0	0- 0			

RPI 1-25				RPI 26-50				RPI 51-100				RPI 101+ Team's RPI: 151			
RPI	S	Opponent	Score	RPI	S	Opponent	Score	RPI	S	Opponent	Score	RPI	S	Opponent	Score
6	A	Ohio St.	56 99	37	A	Northern Colo.	79 71	55	A	Arizona St.	33 77	120	A	Colorado St.	83 69
				37	H	Northern Colo.	72 78	69	N	TCU	76 86	129	A	Portland St.	101 90
								80	H	Wyoming	64 70	129	H	Portland St.	61 60
												142	A	Eastern Wash.	64 71
												142	H	Eastern Wash.	85 71
												147	H	Weber St.	88 105
												149	H	Idaho St.	52 62
												192	A	North Dakota	78 64
												192	H	North Dakota	80 75
												200	H	Washington	69 81
												212	A	Montana St.	95 77
												216	A	CSUN	80 75
												219	H	Seattle U	60 68
												240	A	Montana	67 56
												255	A	Abilene Christian	72 82
												268	A	Sacramento St.	64 79
												268	H	Sacramento St.	101 66
												307	A	Northern Ari z.	93 83
												307	H	Northern Ari z.	83 68
												319	H	Cal St. Fullerton	80 60
												330	A	Southern Utah	65 57
												330	H	Southern Utah	74 51

LAST 12 Division I GAMES:															
330	A	Southern Utah	65 57	142	H	Eastern Wash.	85 71								
307	A	Northern Ari z.	93 83	268	H	Sacramento St.	101 66								
147	H	Weber St.	88 105	129	H	Portland St.	61 60								
149	H	Idaho St.	52 62	192	A	North Dakota	78 64								
240	A	Montana	67 56	37	A	Northern Colo.	79 71								
212	A	Montana St.	95 77	307	H	Northern Ari z.	83 68								

Non-Div I Games: Eastern Ore. 84 70

Idaho

Average RPI Win:	235	WON-LOST	WINNING	LAST 10	STRENGTH OF	OPP. STRENGTH	TEAM	ADJ.	CONF.	ADJ CONF.
Average RPI Loss:	148	RECORD	PCT. RANK	GAMES	SCHEDULE	OF SCHEDULE	RPI	RPI	RPI	RPI
DIV. I ONLY	17- 10	100	7- 3	312	161	149	149	19	19	
DIV. I NON-CONF.	6- 3	87	0- 0	318	165	119	119	13	13	

TOTALS	RPI 1-25	RPI 26-50	W-L RECORDS	RPI 51-100	RPI 101-999	RPI 201+				
17- 10	0- 0	0- 2	OVERALL	0- 1	17- 7	10- 3				
7- 3	0- 0	0- 1	HOME	0- 0	7- 2	5- 1				
10- 7	0- 0	0- 0	AWAY	0- 0	10- 0	5- 0				
0- 0	0- 0	0- 0	NEUTRAL	0- 0	0- 0	0- 0				
6- 3	0- 0	0- 0	NON-CONFERENCE	0- 1	6- 2	4- 1				
1- 0	0- 0	0- 0	HOME	0- 0	1- 0	1- 0				
5- 3	0- 0	0- 0	AWAY	0- 1	5- 2	3- 1				
0- 0	0- 0	0- 0	NEUTRAL	0- 0	0- 0	0- 0				
11- 7	0- 0	0- 2	CONFERENCE	0- 0	11- 5	6- 2				
6- 3	0- 0	0- 1	HOME	0- 0	6- 2	4- 1				
5- 4	0- 0	0- 1	AWAY	0- 0	5- 3	2- 1				
0- 0	0- 0	0- 0	NEUTRAL	0- 0	0- 0	0- 0				

RPI 1-25				RPI 26-50				RPI 51-100				RPI 101+				Team's RPI: 149
RPI	S	Opponent	Score	RPI	S	Opponent	Score	RPI	S	Opponent	Score	RPI	S	Opponent	Score	
				37	A	Northern Colo.	52 75	80	A	Wyoming	53 61	112	A	Washington St.	55 72	
				37	H	Northern Colo.	57 63					129	A	Portland St.	88 59	
												129	H	Portland St.	72 64	
												142	A	Eastern Wash.	64 66	
												147	A	Weber St.	73 84	
												147	H	Weber St.	70 76	
												151	A	Idaho	62 52	
												185	A	UC Irvine	78 72	
												192	A	North Dakota	68 55	
												192	H	North Dakota	57 46	
												200	A	Washington	79 59	
												212	H	Montana St.	60 61	
												219	A	Seattle U	74 69	
												236	A	Pepperdine	74 80	
												240	H	Montana	72 60	
												251	A	Hawaii	64 62	
												268	A	Sacramento St.	85 71	
												268	H	Sacramento St.	83 71	
												304	H	Utah St.	64 44	
												307	A	Northern Ariz.	75 55	
												307	H	Northern Ariz.	76 59	
												321	A	Utah Valley	70 58	
												330	A	Southern Utah	70 76	
												330	H	Southern Utah	66 39	

LAST 12 Division I GAMES:																
				240	H	Montana	72 60	192	A	North Dakota	68 55					
				212	H	Montana St.	60 61	37	A	Northern Colo.	52 75					
				142	A	Eastern Wash.	64 66	330	H	Southern Utah	66 39					
				151	A	Idaho	62 52	307	H	Northern Ariz.	76 59					
				129	H	Portland St.	72 64	147	A	Weber St.	73 84					
				268	H	Sacramento St.	83 71	268	A	Sacramento St.	85 71					

Non-Div I Games: Westminster (UT) 83 45 Col. of Idaho 89 32

Idaho St.

■ Loss,
 ■ Non-Conf,
 ■ S Site,
 ■ Home
 ■ A Away
 N Neutral

Average RPI Win:	271	WON-LOST	WINNING	LAST 10	STRENGTH OF	OPP. STRENGTH	TEAM	ADJ.	CONF.	ADJ CONF.
Average RPI Loss:	172	RECORD	PCT. RANK	GAMES	SCHEDULE	OF SCHEDULE	RPI	RPI	RPI	RPI
DIV. I ONLY	6- 22	313	1- 9	290	208	331	331	11	11	
DIV. I NON-CONF.	5- 4	146	0- 0	347	345	327	327	15	15	

TOTALS	RPI 1-25	RPI 26-50	W-L RECORDS	RPI 51-100	RPI 101-999	RPI 201+				
6- 22	0- 2	0- 0	OVERALL	0- 4	6- 16	6- 7				
5- 10	0- 1	0- 0	HOME	0- 2	5- 7	5- 3				
1- 11	0- 1	0- 0	AWAY	0- 2	1- 8	1- 4				
0- 1	0- 0	0- 0	NEUTRAL	0- 0	0- 1	0- 0				
5- 4	0- 0	0- 0	NON-CONFERENCE	0- 0	5- 4	5- 4				
4- 2	0- 0	0- 0	HOME	0- 0	4- 2	4- 2				
1- 2	0- 0	0- 0	AWAY	0- 0	1- 2	1- 2				
0- 0	0- 0	0- 0	NEUTRAL	0- 0	0- 0	0- 0				
1- 18	0- 2	0- 0	CONFERENCE	0- 4	1- 12	1- 3				
1- 8	0- 1	0- 0	HOME	0- 2	1- 5	1- 1				
0- 9	0- 1	0- 0	AWAY	0- 2	0- 6	0- 2				
0- 1	0- 0	0- 0	NEUTRAL	0- 0	0- 1	0- 0				

RPI 1-25				RPI 26-50				RPI 51-100				RPI 101+				Team's RPI: 331
RPI	S	Opponent	Score	RPI	S	Opponent	Score	RPI	S	Opponent	Score	RPI	S	Opponent	Score	
25	A	Green Bay	36 65					76	A	IUPUI	43 68	118	A	Cleveland St.	67 70	
25	H	Green Bay	37 66					76	H	IUPUI	46 82	118	H	Cleveland St.	42 64	
								92	A	Wright St.	50 60	127	A	Milwaukee	44 59	
								92	H	Wright St.	53 80	127	H	Milwaukee	53 76	
												145	A	Youngstown St.	63 76	
												145	H	Youngstown St.	52 71	
												188	A	Oakland	78 95	
												188	H	Oakland	63 67	
												188	N	Oakland	46 80	
												214	H	Eastern Mich.	73 70	
												224	H	North Texas	70 67	
												254	A	Northern Ky.	53 61	
												254	H	Northern Ky.	73 55	
												260	H	Indiana St.	55 46	
												267	A	Bradley	48 58	
												288	H	Santa Clara	36 45	
												296	H	Jackson St.	63 76	
												305	A	Loyola Chicago	55 57	
												324	A	Fort Wayne	67 51	
												326	A	Detroit Mercy	60 73	
												326	H	Detroit Mercy	58 61	
												349	H	Evansville	96 77	

LAST 12 Division I GAMES:																
				188	N	Oakland	46 80	145	H	Youngstown St.	52 71					
				92	H	Wright St.	53 80	118	H	Cleveland St.	42 64					
				254	H	Northern Ky.	73 55	76	A	IUPUI	43 68					
				25	H	Green Bay	37 66	127	A	Milwaukee	44 59					
				188	A	Oakland	78 95	25	A	Green Bay	36 65					
				326	A	Detroit Mercy	60 73	254	A	Northern Ky.	53 61					

Non-Div I Games: Bethel (IN) 66 46 Ind.-Northwest 74 56

Ill. -Chicago

Average RPI Win:	255	WON-LOST	WINNING	LAST 10	STRENGTH OF	OPP. STRENGTH	TEAM	ADJ.	CONF.	ADJ CONF.
Average RPI Loss:	72	RECORD	PCT. RANK	GAMES	SCHEDULE	OF SCHEDULE	RPI	RPI	RPI	RPI
DIV. I ONLY	9- 22	278	0- 10	100	72	234	234	3	3	
DIV. I NON-CONF.	9- 5	99	0- 0	240	211	153	153	4	4	

TOTALS	RPI 1-25	RPI 26-50	W-L RECORDS	RPI 51-100	RPI 101-999	RPI 201+				
9- 22	0- 4	0- 3	OVERALL	0- 12	9- 3	6- 1				
6- 10	0- 2	0- 1	HOME	0- 5	6- 2	6- 1				
1- 11	0- 2	0- 2	AWAY	0- 6	1- 1	0- 0				
2- 1	0- 0	0- 0	NEUTRAL	0- 1	2- 0	0- 0				
9- 5	0- 1	0- 0	NON-CONFERENCE	0- 4	9- 0	6- 0				
6- 2	0- 0	0- 0	HOME	0- 2	6- 0	6- 0				
1- 3	0- 1	0- 0	AWAY	0- 2	1- 0	0- 0				
2- 0	0- 0	0- 0	NEUTRAL	0- 0	2- 0	0- 0				
0- 17	0- 3	0- 3	CONFERENCE	0- 8	0- 3	0- 1				
0- 8	0- 2	0- 1	HOME	0- 3	0- 2	0- 1				
0- 8	0- 1	0- 2	AWAY	0- 4	0- 1	0- 0				
0- 1	0- 0	0- 0	NEUTRAL	0- 1	0- 0	0- 0				

RPI 1-25				RPI 26-50				RPI 51-100				RPI 101+ Team's RPI: 234			
RPI	S	Opponent	Score	RPI	S	Opponent	Score	RPI	S	Opponent	Score	RPI	S	Opponent	Score
6	H	Ohio St.	69 88	38	A	Michigan	42 86	52	A	FGCU	61 85	148	N	Wichita St.	68 67
16	A	Maryland	65 100	39	A	Rutgers	37 76	54	A	Indiana	54 70	174	A	Northwestern	61 68
21	H	Iowa	71 84	41	H	Minnesota	75 84	59	A	Nebraska	47 62	174	H	Northwestern	59 74
22	A	Missouri	55 72					59	H	Nebraska	72 80	185	N	UC Irvine	65 59
								60	A	Purdue	51 64	189	A	Memphis	63 47
								60	H	Purdue	54 73	204	H	Wisconsin	61 70
								66	H	Michigan St.	55 67	248	H	Austin Peay	59 47
								67	H	Virginia Tech	49 96	260	H	Indiana St.	81 52
								82	A	New Mexico	68 97	267	H	Bradley	74 62
								93	A	Penn St.	59 68	324	H	Fort Wayne	64 50
								93	N	Penn St.	57 83	326	H	Detroit Mercy	73 65
								96	H	Western Ill.	67 77	346	H	Chicago St.	66 56

LAST 12 Division I GAMES:															
93	N	Penn St.	57 83	60	H	Purdue	54 73								
41	H	Minnesota	75 84	59	A	Nebraska	47 62								
60	A	Purdue	51 64	204	H	Wisconsin	61 70								
174	A	Northwestern	61 68	93	A	Penn St.	59 68								
6	H	Ohio St.	69 88	38	A	Michigan	42 86								
54	A	Indiana	54 70	66	H	Michigan St.	55 67								

Non-Div I Games:

Illinois

Average RPI Win: 251	WON-LOST RECORD	WINNING PCT. RANK	LAST 10 GAMES	STRENGTH OF SCHEDULE	OPP. STRENGTH OF SCHEDULE	TEAM RPI	ADJ. RPI	CONF. RPI	ADJ CONF. RPI
Average RPI Loss: 160									
DIV. I ONLY	14- 15	188	6- 4	286	246	239	239	23	23
DIV. I NON-CONF.	6- 5	153	0- 0	228	222	193	193	21	21

TOTALS	RPI 1-25	RPI 26-50	W-L RECORDS	RPI 51-100	RPI 101-999	RPI 201+			
14- 15	0- 0	0- 0	OVERALL	0- 4	14- 11	10- 4			
9- 6	0- 0	0- 0	HOME	0- 2	9- 4	7- 1			
4- 9	0- 0	0- 0	AWAY	0- 0	4- 1	3- 1			
1- 0	0- 0	0- 0	NEUTRAL	0- 0	1- 0	0- 0			
6- 5	0- 0	0- 0	NON-CONFERENCE	0- 0	6- 5	4- 0			
4- 2	0- 0	0- 0	HOME	0- 0	4- 2	3- 0			
1- 3	0- 0	0- 0	AWAY	0- 0	1- 3	1- 0			
1- 0	0- 0	0- 0	NEUTRAL	0- 0	1- 0	0- 0			
8- 10	0- 0	0- 0	CONFERENCE	0- 4	8- 6	6- 4			
5- 4	0- 0	0- 0	HOME	0- 2	5- 2	4- 1			
3- 6	0- 0	0- 0	AWAY	0- 2	3- 4	2- 3			
0- 0	0- 0	0- 0	NEUTRAL	0- 0	0- 0	0- 0			

RPI S Opponent	Score	RPI S Opponent	Score	RPI S Opponent	Score	RPI S Opponent	Score	Team's RPI: 239
				70 A Drake	64 80	107 A George Mason	37 56	
				70 H Drake	58 65	118 H Cleveland St.	47 56	
				97 A Missouri St.	58 75	123 H Butler	45 56	
				97 H Missouri St.	50 56	127 A Milwaukee	59 61	
						135 A UNI	48 66	
						135 H UNI	36 58	
						139 N Northeastern	65 55	
						162 H SIUE	62 47	
						171 A Southern Ill.	39 36	
						171 H Southern Ill.	49 46	
						188 A Oakland	43 64	
						214 H Eastern Mich.	65 56	
						254 H Northern Ky.	49 37	
						260 A Indiana St.	49 52	
						260 H Indiana St.	63 53	
						267 A Bradley	53 41	
						267 H Bradley	42 62	
						279 H UMKC	64 53	
						297 A Long Beach St.	59 51	
						298 A Valparaiso	50 56	
						298 H Valparaiso	63 55	
						305 A Loyola Chicago	59 62	
						305 H Loyola Chicago	57 49	
						349 A Evansville	67 43	
						349 H Evansville	70 44	
LAST 12 Division I GAMES:								
267 A Bradley	53 41	171 A Southern Ill.	39 36	298 H Valparaiso	63 55			
70 A Drake	64 80	305 H Loyola Chicago	57 49					
135 A UNI	48 66	135 H UNI	36 58					
349 H Evansville	70 44	70 H Drake	58 65					
260 H Indiana St.	63 53	260 A Indiana St.	49 52					
97 A Missouri St.	58 75							

Non-Div I Games:

Illinois St.

Average RPI Win:	289	WON-LOST	WINNING	LAST 10	STRENGTH OF	OPP. STRENGTH	TEAM	ADJ.	CONF.	ADJ CONF.
Average RPI Loss:	178	RECORD	PCT. RANK	GAMES	SCHEDULE	OF SCHEDULE	RPI	RPI	RPI	RPI
DIV. I ONLY	4- 24	329	2- 8	141	334	312	312	26	26	
DIV. I NON-CONF.	0- 10	337	0- 0	32	315	287	287	26	26	

TOTALS	RPI 1-25	RPI 26-50	W-L RECORDS	RPI 51-100	RPI 101-999	RPI 201+				
4- 24	0- 0	0- 0	OVERALL	0- 5	4- 19	4- 11				
2- 10	0- 0	0- 0	HOME	0- 2	2- 8	2- 5				
2- 14	0- 0	0- 0	AWAY	0- 1	2- 1	2- 1				
0- 0	0- 0	0- 0	NEUTRAL	0- 0	0- 0	0- 0				
0- 10	0- 0	0- 0	NON-CONFERENCE	0- 3	0- 7	0- 2				
0- 3	0- 0	0- 0	HOME	0- 1	0- 2	0- 1				
0- 7	0- 0	0- 0	AWAY	0- 2	0- 5	0- 1				
0- 0	0- 0	0- 0	NEUTRAL	0- 0	0- 0	0- 0				
4- 14	0- 0	0- 0	CONFERENCE	0- 2	4- 12	4- 9				
2- 7	0- 0	0- 0	HOME	0- 1	2- 6	2- 4				
2- 7	0- 0	0- 0	AWAY	0- 1	2- 6	2- 5				
0- 0	0- 0	0- 0	NEUTRAL	0- 0	0- 0	0- 0				

RPI 1-25				RPI 26-50				RPI 51-100				RPI 101+ Team's RPI: 312			
RPI	S	Opponent	Score	RPI	S	Opponent	Score	RPI	S	Opponent	Score	RPI	S	Opponent	Score
								57	A	Oklahoma St.	35 86	106	A	Rice	43 60
								62	H	South Dakota	51 81	110	A	Utah	31 90
								77	A	Houston	67 98	113	A	SFA	49 60
								89	A	Lamar University	54 77	113	H	SFA	50 75
								89	H	Lamar University	47 71	126	H	Central Ark.	35 57
												138	H	Texas St.	33 74
												147	A	Weber St.	55 79
												167	A	UT Arlington	48 61
												222	A	New Orleans	50 52
												222	H	New Orleans	45 72
												226	A	A&M-Corpus Christi	59 75
												226	H	A&M-Corpus Christi	58 62
												230	H	Nicholls St.	64 62
												252	A	Texas Tech	54 80
												255	A	Abilene Christian	56 58
												255	H	Abilene Christian	58 46
												275	H	Massachusetts	45 64
												277	H	McNeese	57 66
												299	A	Southeastern La.	54 65
												310	A	Houston Baptist	56 67
												310	H	Houston Baptist	56 58
												335	A	Sam Houston St.	56 49
												336	A	Northwestern St.	57 53

								LAST 12 Division I GAMES:							
								255	H	Abilene Christian	58 46	255	A	Abilene Christian	56 58
								310	A	Houston Baptist	56 67	299	A	Southeastern La.	54 65
								226	A	A&M-Corpus Christi	59 75	226	H	A&M-Corpus Christi	58 62
								336	A	Northwestern St.	57 53	222	H	New Orleans	45 72
								113	H	SFA	50 75	310	H	Houston Baptist	56 58
								89	H	Lamar University	47 71	222	A	New Orleans	50 52

Non-Div I Games: Mary Hardin-Baylor 76 58

Incarnate Word

Average RPI Win:	125	WON-LOST	WINNING	LAST 10	STRENGTH OF	OPP. STRENGTH	TEAM	ADJ.	CONF.	ADJ CONF.
Average RPI Loss:	43	RECORD	PCT. RANK	GAMES	SCHEDULE	OF SCHEDULE	RPI	RPI	RPI	RPI
DIV. I ONLY	17- 14	148	8- 2	11	29	54	54	3	3	
DIV. I NON-CONF.	7- 6	165	0- 0	21	61	79	79	4	4	

TOTALS	RPI 1-25	RPI 26-50	W-L RECORDS	RPI 51-100	RPI 101-999	RPI 201+				
17- 14	0- 7	2- 2	OVERALL	7- 3	8- 2	5- 0				
10- 5	0- 2	1- 0	HOME	3- 1	6- 2	4- 0				
5- 6	0- 3	1- 1	AWAY	2- 2	2- 0	1- 0				
2- 3	0- 2	0- 1	NEUTRAL	2- 0	0- 0	0- 0				
7- 6	0- 2	0- 1	NON-CONFERENCE	2- 1	5- 2	3- 0				
4- 3	0- 1	0- 0	HOME	1- 0	3- 2	2- 0				
2- 1	0- 0	0- 0	AWAY	0- 1	2- 0	1- 0				
1- 2	0- 1	0- 1	NEUTRAL	1- 0	0- 0	0- 0				
10- 8	0- 5	2- 1	CONFERENCE	5- 2	3- 0	2- 0				
6- 2	0- 1	1- 0	HOME	2- 1	3- 0	2- 0				
3- 5	0- 3	1- 1	AWAY	2- 1	0- 0	0- 0				
1- 1	0- 1	0- 0	NEUTRAL	1- 0	0- 0	0- 0				

RPI 1-25				RPI 26-50				RPI 51-100				Team's RPI: 54				RPI 101+			
RPI	S	Opponent	Score	RPI	S	Opponent	Score	RPI	S	Opponent	Score	RPI	S	Opponent	Score	RPI	S	Opponent	Score
3	H	Louisville	59 72	30	N	Virginia	72 82	56	H	Western Ky.	73 71	101	H	Auburn	53 65				
6	A	Ohio St.	70 85	38	A	Michigan	79 84	59	H	Nebraska	83 75	105	H	Chattanooga	61 64				
6	H	Ohio St.	62 77	39	H	Rutgers	64 58	60	A	Purdue	52 44	125	A	Yale	72 68				
16	A	Maryland	70 74	41	A	Minnesota	82 70	60	H	Purdue	72 54	174	H	Northwestern	78 73				
16	N	Maryland	54 67					66	A	Michigan St.	69 65	179	H	Southern U.	64 49				
21	A	Iowa	62 75					66	H	Michigan St.	46 68	204	H	Wisconsin	69 55				
22	N	Missouri	55 75					66	N	Michigan St.	111 109	208	H	Arkansas St.	93 51				
								78	A	Saint Mary's (CA)	82 88	224	H	North Texas	68 63				
								81	N	UAB	71 63	234	H	Illinois	70 54				
								93	A	Penn St.	74 77	254	A	Northern Ky.	67 56				
LAST 12 Division I GAMES:																			
		16	N	Maryland	54 67			234	H	Illinois	70 54								
		66	N	Michigan St.	111 109			174	H	Northwestern	78 73								
		21	A	Iowa	62 75			39	H	Rutgers	64 58								
		41	A	Minnesota	82 70			204	H	Wisconsin	69 55								
		59	H	Nebraska	83 75			66	A	Michigan St.	69 65								
		60	A	Purdue	52 44			16	A	Maryland	70 74								

Non-Div I Games:

Indiana

Average RPI Win: 292	WON-LOST RECORD	WINNING PCT. RANK	LAST 10 GAMES	STRENGTH OF SCHEDULE	OPP. STRENGTH OF SCHEDULE	TEAM RPI	ADJ. RPI	CONF. RPI	ADJ CONF. RPI
Average RPI Loss: 136									
DIV. I ONLY	10- 18	248	5- 5	207	243	260	260	23	23
DIV. I NON-CONF.	1- 9	318	0- 0	103	155	282	282	21	21

TOTALS	RPI 1-25	RPI 26-50	W-L RECORDS	RPI 51-100	RPI 101-999	RPI 201+			
10- 18	0- 1	0- 0	OVERALL	0- 7	10- 10	10- 4			
5- 9	0- 1	0- 0	HOME	0- 3	5- 5	5- 1			
4- 8	0- 0	0- 0	AWAY	0- 3	4- 5	4- 3			
1- 1	0- 0	0- 0	NEUTRAL	0- 1	1- 0	1- 0			
1- 9	0- 1	0- 0	NON-CONFERENCE	0- 3	1- 5	1- 3			
0- 5	0- 1	0- 0	HOME	0- 1	0- 3	0- 1			
0- 3	0- 0	0- 0	AWAY	0- 1	0- 2	0- 2			
1- 1	0- 0	0- 0	NEUTRAL	0- 1	1- 0	1- 0			
9- 9	0- 0	0- 0	CONFERENCE	0- 4	9- 5	9- 1			
5- 4	0- 0	0- 0	HOME	0- 2	5- 2	5- 0			
4- 5	0- 0	0- 0	AWAY	0- 2	4- 3	4- 1			
0- 0	0- 0	0- 0	NEUTRAL	0- 0	0- 0	0- 0			

RPI 1-25				RPI 26-50				RPI 51-100				RPI 101+ Team's RPI: 260			
RPI	S	Opponent	Score	RPI	S	Opponent	Score	RPI	S	Opponent	Score	RPI	S	Opponent	Score
20	H	Central Mich.	67 77					62	N	South Dakota	59 71	121	H	Saint Louis	59 60
								70	A	Drake	64 85	123	H	Butler	51 60
								70	H	Drake	51 84	135	A	UNI	53 59
								76	A	IUPUI	57 86	135	H	UNI	46 56
								83	H	Miami (OH)	56 68	171	A	Southern Ill.	43 54
								97	A	Missouri St.	56 69	171	H	Southern Ill.	45 64
								97	H	Missouri St.	63 77	220	H	Fla. Atlantic	58 66
												234	A	Illinois	52 81
												239	A	Illinois St.	53 63
												239	H	Illinois St.	52 49
												240	N	Montana	57 45
												267	A	Bradley	74 70
												267	H	Bradley	65 50
												298	A	Valparaiso	67 54
												298	H	Valparaiso	64 46
												305	A	Loyola Chicago	73 65
												305	H	Loyola Chicago	74 67
												331	A	Ill.-Chicago	46 55
												349	A	Evansville	66 57
												349	H	Evansville	56 48

LAST 12 Division I GAMES:															
				97	A	Missouri St.	56 69	70	H	Drake	51 84				
				171	A	Southern Ill.	43 54	135	H	UNI	46 56				
				305	H	Loyola Chicago	74 67	349	A	Evansville	66 57				
				298	H	Valparaiso	64 46	298	A	Valparaiso	67 54				
				267	A	Bradley	74 70	305	A	Loyola Chicago	73 65				
				239	A	Illinois St.	53 63	239	H	Illinois St.	52 49				

Non-Div I Games: Missouri S&T 84 51

Indiana St.

Average RPI Win:	347	WON-LOST	WINNING	LAST 10	STRENGTH OF	OPP. STRENGTH	TEAM	ADJ.	CONF.	ADJ CONF.
Average RPI Loss:	195	RECORD	PCT. RANK	GAMES	SCHEDULE	OF SCHEDULE	RPI	RPI	RPI	RPI
DIV. I ONLY	2- 28	345	2- 8	246	290	340	340	28	28	
DIV. I NON-CONF.	0- 11	337	0- 0	134	215	328	328	25	25	

TOTALS	RPI 1-25	RPI 26-50	W-L RECORDS	RPI 51-100	RPI 101-999	RPI 201+				
2- 28	0- 0	0- 2	OVERALL	0- 5	2- 21	2- 14				
1- 13	0- 0	0- 1	HOME	0- 2	1- 10	1- 6				
1- 14	0- 0	0- 1	AWAY	0- 3	1- 10	1- 7				
0- 1	0- 0	0- 0	NEUTRAL	0- 0	0- 1	0- 1				
0- 11	0- 0	0- 0	NON-CONFERENCE	0- 5	0- 6	0- 3				
0- 5	0- 0	0- 0	HOME	0- 2	0- 3	0- 1				
0- 6	0- 0	0- 0	AWAY	0- 3	0- 3	0- 2				
0- 0	0- 0	0- 0	NEUTRAL	0- 0	0- 0	0- 0				
2- 17	0- 0	0- 2	CONFERENCE	0- 0	2- 15	2- 11				
1- 8	0- 0	0- 1	HOME	0- 0	1- 7	1- 5				
1- 8	0- 0	0- 1	AWAY	0- 0	1- 7	1- 5				
0- 1	0- 0	0- 0	NEUTRAL	0- 0	0- 1	0- 1				

RPI 1-25				RPI 26-50				RPI 51-100				RPI 101+				Team's RPI: 340	
RPI	S	Opponent	Score	RPI	S	Opponent	Score	RPI	S	Opponent	Score	RPI	S	Opponent	Score		
40	A	Qui nni pi ac	47 90	47	90			71	H	Tol edo	57 74	158	A	Marist	55 75		
40	H	Qui nni pi ac	38 74	38	74			73	A	Duquesne	59 80	158	H	Marist	45 55		
								85	A	Fordham	48 78	181	H	Temple	54 59		
								90	H	Bucknell	53 60	184	H	Kansas	58 72		
								99	A	Jacksonville	62 71	187	A	Stony Brook	46 63		
												197	A	Siena	51 64		
												197	H	Siena	48 70		
												233	A	Niagara	59 73		
												243	H	Hofstra	43 68		
												250	A	Rider	53 80		
												250	H	Rider	49 62		
												262	A	Manhattan	63 67		
												262	H	Manhattan	48 57		
												262	N	Manhattan	39 55		
												266	A	St. Francis Brooklyn	63 72		
												271	A	Fairfield	39 59		
												271	H	Fairfield	68 78		
												276	A	Arizona	58 71		
												284	A	Monmouth	56 68		
												284	H	Monmouth	56 62		
												285	H	Canisius	49 53		
												347	A	Saint Peter's	55 31		
												347	H	Saint Peter's	52 42		
LAST 12 Division I GAMES:																	
262	N	Manhattan	39 55	271	H	Fairfield	68 78										
271	A	Fairfield	39 59	40	A	Qui nni pi ac	47 90										
158	H	Marist	45 55	158	A	Marist	55 75										
262	H	Manhattan	48 57	347	H	Saint Peter's	52 42										
347	A	Saint Peter's	55 31	250	H	Rider	49 62										
250	A	Rider	53 80	284	A	Monmouth	56 68										

Non-Div I Games:

Iona

Average RPI Win:	122	WON-LOST	WINNING	LAST 10	STRENGTH OF	OPP. STRENGTH	TEAM	ADJ.	CONF.	ADJ CONF.
Average RPI Loss:	41	RECORD	PCT. RANK	GAMES	SCHEDULE	OF SCHEDULE	RPI	RPI	RPI	RPI
DIV. I ONLY	24- 7	36	8- 2	23	65	21	21	3	3	
DIV. I NON-CONF.	12- 1	6	0- 0	29	99	10	10	4	4	

TOTALS	RPI 1-25	RPI 26-50	W-L RECORDS	RPI 51-100	RPI 101-999	RPI 201+				
24- 7	1- 2	5- 2	OVERALL	5- 3	13- 0	5- 0				
13- 3	1- 1	3- 0	HOME	4- 2	5- 0	2- 0				
7- 3	0- 1	1- 1	AWAY	1- 1	5- 0	2- 0				
4- 1	0- 0	1- 1	NEUTRAL	0- 0	3- 0	1- 0				
12- 1	0- 1	2- 0	NON-CONFERENCE	2- 0	8- 0	2- 0				
7- 1	0- 1	1- 0	HOME	2- 0	4- 0	1- 0				
2- 0	0- 0	0- 0	AWAY	0- 0	2- 0	0- 0				
3- 0	0- 0	1- 0	NEUTRAL	0- 0	2- 0	1- 0				
12- 6	1- 1	3- 2	CONFERENCE	3- 3	5- 0	3- 0				
6- 2	1- 0	2- 0	HOME	2- 2	1- 0	1- 0				
5- 3	0- 1	1- 1	AWAY	1- 1	3- 0	2- 0				
1- 1	0- 0	0- 1	NEUTRAL	0- 0	1- 0	0- 0				

RPI	S	Opponent	Score	RPI	S	Opponent	Score	RPI	S	Opponent	Score	RPI	S	Opponent	Score
6	H	Ohio St.	103 89	38	H	Michigan	82 72	54	H	Indiana	75 62	103	A	Iowa St.	61 55
8	H	Florida St.	93 94	39	A	Rutgers	77 67	56	H	Western Ky.	104 97	104	H	Western Mich.	79 56
16	A	Maryland	64 80	40	H	Quinnipiac	83 67	59	A	Nebraska	65 74	134	H	Northern Ill.	105 80
				41	A	Minnesota	72 77	59	H	Nebraska	74 92	135	A	UNI	71 47
				41	H	Minnesota	92 84	60	H	Purdue	70 76	154	N	Charlotte	77 64
				41	N	Minnesota	89 90	66	A	Michigan St.	71 68	156	H	Samford	80 59
				47	N	Elon	74 61	70	H	Drake	79 66	174	A	Northwestern	70 61
								93	H	Penn St.	80 76	174	N	Northwestern	55 45

LAST 12 Division I GAMES:															
				41	N	Minnesota	89 90	93	H	Penn St.	80 76				
				174	N	Northwestern	55 45	41	H	Minnesota	92 84				
				54	H	Indiana	75 62	66	A	Michigan St.	71 68				
				39	A	Rutgers	77 67	59	H	Nebraska	74 92				
				204	H	Wisconsin	88 61	6	H	Ohio St.	103 89				
				174	A	Northwestern	70 61	41	A	Minnesota	72 77				

Non-Div I Games:

Iowa

Average RPI Win:	186	WON-LOST	WINNING	LAST 10	STRENGTH OF	OPP. STRENGTH	TEAM	ADJ.	CONF.	ADJ CONF.
Average RPI Loss:	50	RECORD	PCT. RANK	GAMES	SCHEDULE	OF SCHEDULE	RPI	RPI	RPI	RPI
DIV. I ONLY	14- 17	207	5- 5	41	35	103	103	4	4	
DIV. I NON-CONF.	6- 5	153	0- 0	111	93	135	135	5	5	

TOTALS	RPI 1-25	RPI 26-50	W-L RECORDS	RPI 51-100	RPI 101-999	RPI 201+				
14- 17	0- 7	0- 2	OVERALL	4- 6	10- 2	7- 0				
7- 8	0- 3	0- 1	HOME	1- 4	6- 0	5- 0				
5- 7	0- 2	0- 1	AWAY	3- 2	2- 2	1- 0				
2- 2	0- 2	0- 0	NEUTRAL	0- 0	2- 0	1- 0				
6- 5	0- 2	0- 0	NON-CONFERENCE	1- 1	5- 2	4- 0				
5- 1	0- 1	0- 0	HOME	1- 0	4- 0	4- 0				
0- 3	0- 0	0- 0	AWAY	0- 1	0- 2	0- 0				
1- 1	0- 1	0- 0	NEUTRAL	0- 0	1- 0	0- 0				
8- 12	0- 5	0- 2	CONFERENCE	3- 5	5- 0	3- 0				
2- 7	0- 2	0- 1	HOME	0- 4	2- 0	1- 0				
5- 4	0- 2	0- 1	AWAY	3- 1	2- 0	1- 0				
1- 1	0- 1	0- 0	NEUTRAL	0- 0	1- 0	1- 0				

RPI 1-25				RPI 26-50				RPI 51-100				RPI 101+				Team's RPI: 103
RPI	S	Opponent	Score	RPI	S	Opponent	Score	RPI	S	Opponent	Score	RPI	S	Opponent	Score	
5	A	Bayl or	49 89	33	A	Okl ahoma	71 80	57	A	Okl ahoma St.	78 69	122	N	Tul ane	67 64	
5	H	Bayl or	50 79	33	H	Okl ahoma	69 74	57	H	Okl ahoma St.	73 81	135	A	UNI	53 57	
11	A	Texas	55 87					62	H	South Dakota	81 76	150	A	Vanderbi l t	74 77	
11	H	Texas	59 72					63	A	West Vi rgi ni a	49 57	184	A	Kansas	65 56	
11	N	Texas	69 81					63	H	West Vi rgi ni a	59 69	184	H	Kansas	71 69	
20	N	Central Mi ch.	60 81					69	A	TCU	66 63	230	H	Ni chol l s St.	75 47	
21	H	Iowa	55 61					69	H	TCU	52 75	247	H	UC Ri versi de	89 66	
								70	A	Drake	80 83	252	A	Texas Tech	66 54	
								91	A	Kansas St.	80 45	252	H	Texas Tech	69 57	
								91	H	Kansas St.	60 67	252	N	Texas Tech	74 49	
												279	H	UMKC	61 45	
												318	H	N. C. Central	99 58	

LAST 12 Division I GAMES:																
		11 N Texas	69 81			69 A TCU	66 63									
		252 N Texas Tech	74 49			57 H Oklahoma St.	73 81									
		184 A Kansas	65 56			91 A Kansas St.	80 45									
		11 H Texas	59 72			69 H TCU	52 75									
		33 A Oklahoma	71 80			11 A Texas	55 87									
		252 H Texas Tech	69 57			57 A Oklahoma St.	78 69									

Non-Div I Games:

Iowa St.

Average RPI Win: 306

Average RPI Loss: 246

WON-LOST
RECORDWINNING
PCT. RANKLAST 10
GAMESSTRENGTH OF
SCHEDULEOPP. STRENGTH
OF SCHEDULETEAM
RPIADJ.
RPICONF.
RPIADJ CONF.
RPI

DIV. I ONLY	12- 11	162	5- 5	349	346	296	296	32	32
DIV. I NON-CONF.	2- 3	214	0- 0	349	304	342	342	32	32

TOTALS	RPI 1-25	RPI 26-50	W-L RECORDS	RPI 51-100	RPI 101-999	RPI 201+			
12- 11	0- 0	0- 0	OVERALL	0- 0	12- 11	12- 8			
6- 4	0- 0	0- 0	HOME	0- 0	6- 4	6- 3			
6- 7	0- 0	0- 0	AWAY	0- 0	6- 0	6- 0			
0- 0	0- 0	0- 0	NEUTRAL	0- 0	0- 0	0- 0			
2- 3	0- 0	0- 0	NON-CONFERENCE	0- 0	2- 3	2- 2			
0- 1	0- 0	0- 0	HOME	0- 0	0- 1	0- 1			
2- 2	0- 0	0- 0	AWAY	0- 0	2- 2	2- 1			
0- 0	0- 0	0- 0	NEUTRAL	0- 0	0- 0	0- 0			
10- 8	0- 0	0- 0	CONFERENCE	0- 0	10- 8	10- 6			
6- 3	0- 0	0- 0	HOME	0- 0	6- 3	6- 2			
4- 5	0- 0	0- 0	AWAY	0- 0	4- 5	4- 4			
0- 0	0- 0	0- 0	NEUTRAL	0- 0	0- 0	0- 0			

RPI 1-25				RPI 26-50				RPI 51-100				RPI 101+				Team's RPI: 296	
RPI	S	Opponent	Score	RPI	S	Opponent	Score	RPI	S	Opponent	Score	RPI	S	Opponent	Score		
												179	A	Southern U.	76	86	
												179	H	Southern U.	58	68	
												189	A	Memphis	53	64	
												221	A	Texas Southern	66	71	
												221	H	Texas Southern	74	77	
												230	H	Nicholls St.	64	90	
												232	A	Grambling	89	93	
												232	H	Grambling	82	70	
												245	A	Prairie View	73	85	
												245	H	Prairie View	70	61	
												290	A	Alcorn	74	51	
												290	H	Alcorn	94	69	
												314	A	Alabama A&M	68	58	
												314	H	Alabama A&M	59	43	
												316	A	Alabama St.	69	50	
												316	H	Alabama St.	70	61	
												331	A	Ill. -Chicago	76	63	
												333	A	Ark. -Pine Bluff	60	54	
												333	H	Ark. -Pine Bluff	60	66	
												335	A	Sam Houston St.	68	74	
												341	A	Mississippi Val.	61	72	
												341	H	Mississippi Val.	68	67	
												346	A	Chicago St.	87	69	
LAST 12 Division I GAMES:																	
314	A	Alabama A&M	68	58	221	A	Texas Southern	66	71								
316	A	Alabama St.	69	50	179	H	Southern U.	58	68								
333	H	Ark. -Pine Bluff	60	66	290	H	Alcorn	94	69								
341	H	Mississippi Val.	68	67	333	A	Ark. -Pine Bluff	60	54								
232	A	Grambling	89	93	341	A	Mississippi Val.	61	72								
245	A	Prairie View	73	85	232	H	Grambling	82	70								

Non-Div I Games: Philander Smith 88 56 Millsaps 79 41 LSU-Shreveport 85 86 Spring Hill 77 50 Jackson St.

Average RPI Win:	267	WON-LOST	WINNING	LAST 10	STRENGTH OF	OPP. STRENGTH	TEAM	ADJ.	CONF.	ADJ CONF.
Average RPI Loss:	83	RECORD	PCT. RANK	GAMES	SCHEDULE	OF SCHEDULE	RPI	RPI	RPI	RPI
DIV. I ONLY	20- 7	50	8- 2	293	237	99	99	24	24	
DIV. I NON-CONF.	7- 5	132	0- 0	218	196	107	107	22	22	

TOTALS	RPI 1-25	RPI 26-50	W-L RECORDS	RPI 51-100	RPI 101-999	RPI 201+				
20- 7	0- 2	0- 0	OVERALL	0- 3	20- 2	16- 0				
10- 1	0- 0	0- 0	HOME	0- 1	10- 0	9- 0				
9- 6	0- 2	0- 0	AWAY	0- 2	9- 2	6- 0				
1- 0	0- 0	0- 0	NEUTRAL	0- 0	1- 0	1- 0				
7- 5	0- 2	0- 0	NON-CONFERENCE	0- 1	7- 2	5- 0				
3- 0	0- 0	0- 0	HOME	0- 0	3- 0	3- 0				
3- 5	0- 2	0- 0	AWAY	0- 1	3- 2	1- 0				
1- 0	0- 0	0- 0	NEUTRAL	0- 0	1- 0	1- 0				
13- 2	0- 0	0- 0	CONFERENCE	0- 2	13- 0	11- 0				
7- 1	0- 0	0- 0	HOME	0- 1	7- 0	6- 0				
6- 1	0- 0	0- 0	AWAY	0- 1	6- 0	5- 0				
0- 0	0- 0	0- 0	NEUTRAL	0- 0	0- 0	0- 0				

RPI 1-25				RPI 26-50				RPI 51-100 Team's RPI: 99				RPI 101+			
RPI	S	Opponent	Score	RPI	S	Opponent	Score	RPI	S	Opponent	Score	RPI	S	Opponent	Score
8	A	Florida St.	50 82					52	A	FGCU	58 63	131	A	Bethune-Cookman	68 58
17	A	NC State	44 64					52	H	FGCU	63 65	165	A	South Ala.	60 58
								94	A	Alabama	60 75	175	A	Florida	59 69
												180	A	Troy	88 89
												199	A	Stetson	61 54
												199	H	Stetson	73 63
												230	A	Nicholls St.	69 61
												241	A	North Florida	66 48
												241	H	North Florida	64 43
												254	N	Northern Ky.	61 49
												261	A	Lipscomb	70 63
												261	H	Lipscomb	70 48
												284	H	Monmouth	74 65
												301	A	Kennesaw St.	67 49
												301	H	Kennesaw St.	79 52
												301	H	Kennesaw St.	84 49
												302	A	USC Upstate	71 45
												302	H	USC Upstate	65 49
												338	A	NJIT	88 58
												338	H	NJIT	73 53
												340	H	Iona	71 62
												344	H	Savannah St.	74 46
LAST 12 Division I GAMES:															
301	H	Kennesaw St.	79 52	199	A	Stetson	61 54								
241	H	North Florida	64 43	52	H	FGCU	63 65								
338	H	NJIT	73 53	199	H	Stetson	73 63								
302	H	USC Upstate	65 49	52	A	FGCU	58 63								
261	A	Lipscomb	70 63	302	A	USC Upstate	71 45								
301	A	Kennesaw St.	67 49	338	A	NJIT	88 58								

Non-Div I Games: Flagler 79 52 Edward Waters 79 58 Webber Int'l 64 43

Jacksonville

Average RPI Win: 269		WON-LOST RECORD	WINNING PCT. RANK	LAST 10 GAMES	STRENGTH OF SCHEDULE	OPP. STRENGTH OF SCHEDULE	TEAM RPI	ADJ. RPI	CONF. RPI	ADJ. CONF. RPI
Average RPI Loss: 150										
DIV. I ONLY		17- 12	118	6- 4	235	285	161	161	25	25
DIV. I NON-CONF.		4- 5	202	0- 0	260	177	216	216	27	27
TOTALS		RPI 1-25	RPI 26-50	W-L RECORDS		RPI 51-100	RPI 101-999	RPI 201+		
17- 12	0- 1		0- 0	OVERALL		0- 4	17- 7	13- 3		
8- 4	0- 1		0- 0	HOME		0- 1	8- 2	7- 1		
7- 7	0- 0		0- 0	AWAY		0- 2	7- 1	6- 0		
2- 1	0- 0		0- 0	NEUTRAL		0- 1	2- 0	0- 0		
4- 5	0- 1		0- 0	NON-CONFERENCE		0- 1	4- 3	3- 1		
2- 1	0- 1		0- 0	HOME		0- 0	2- 0	2- 0		
1- 4	0- 0		0- 0	AWAY		0- 1	1- 3	1- 1		
1- 0	0- 0		0- 0	NEUTRAL		0- 0	1- 0	0- 0		
13- 7	0- 0		0- 0	CONFERENCE		0- 3	13- 4	10- 2		
6- 3	0- 0		0- 0	HOME		0- 1	6- 2	5- 1		
6- 3	0- 0		0- 0	AWAY		0- 1	6- 2	5- 1		
1- 1	0- 0		0- 0	NEUTRAL		0- 1	1- 0	0- 0		

RPI 1-25				RPI 26-50				RPI 51-100				RPI 101+				Team's RPI: 161	
RPI	S	Opponent	Score	RPI	S	Opponent	Score	RPI	S	Opponent	Score	RPI	S	Opponent	Score		
8	H	Florida St.	51 75					58	A	Bel mont	55 71	119	A	Seton Hall	54 73		
								58	H	Bel mont	35 66	155	H	UT Martin	57 61		
								58	N	Bel mont	53 63	162	A	SIUE	41 65		
								83	A	Mi ami (OH)	55 58	166	A	Clemson	45 53		
												191	A	Morehead St.	67 65		
												191	H	Morehead St.	70 64		
												191	N	Morehead St.	69 56		
												193	N	East Carolina	82 73		
												222	A	New Orleans	59 54		
												231	H	Southeast Mo. St.	55 48		
												248	A	Austin Peay	51 50		
												248	H	Austin Peay	65 47		
												294	A	Murray St.	59 55		
												294	H	Murray St.	97 65		
												306	A	Georgia St.	41 55		
												311	A	Tennessee Tech	73 59		
												311	H	Tennessee Tech	58 60		
												314	A	Eastern Ky.	44 48		
												314	H	Eastern Ky.	65 51		
												314	H	Alabama A&M	49 33		
												329	A	Tennessee St.	75 56		
												329	H	Tennessee St.	62 61		
												334	H	Rhode Island	63 53		
												345	A	Eastern Ill.	59 50		
LAST 12 Division I GAMES:																	
								58	N	Belmont	53 63	329	H	Tennessee St.	62 61		
								191	N	Morehead St.	69 56	311	H	Tennessee Tech	58 60		
								311	A	Tennessee Tech	73 59	162	A	SIUE	41 65		
								58	H	Belmont	35 66	345	A	Eastern Ill.	59 50		
								248	A	Austin Peay	51 50	231	H	Southeast Mo. St.	55 48		
								294	A	Murray St.	59 55	155	H	UT Martin	57 61		

Non-Div I Games:	Stillman	93	38	Brewton-Parker	103	44
------------------	----------	----	----	----------------	-----	----

Jacksonville St.

■ Loss, ■ Non-Conf, S Site, H Home A Away N Neutral

Average RPI		Win: 199	WON-LOST	WINNING	LAST 10	STRENGTH OF		OPP. STRENGTH	TEAM	ADJ.	CONF.	ADJ CONF.
Loss: 46			RECORD	PCT. RANK	GAMES	SCHEDULE		OF SCHEDULE	RPI	RPI	RPI	RPI
DIV. I ONLY		20- 9	69	8- 2		78		99	64	64	10	10
DIV. I NON-CONF.		4- 7	226	0- 0		72		22	172	172	12	12

TOTALS		RPI 1-25		RPI 26-50		W-L RECORDS		RPI 51-100		RPI 101-999		RPI 201+
20- 9		0- 2		2- 5		OVERALL		1- 1		17- 1		11- 0
12- 3		0- 1		2- 1		HOME		1- 0		9- 1		6- 0
8- 5		0- 1		0- 3		AWAY		0- 1		8- 0		5- 0
0- 1		0- 0		0- 1		NEUTRAL		0- 0		0- 0		0- 0
4- 7		0- 2		0- 3		NON-CONFERENCE		1- 1		3- 1		3- 0
3- 3		0- 1		0- 1		HOME		1- 0		2- 1		2- 0
1- 3		0- 1		0- 1		AWAY		0- 1		1- 0		1- 0
0- 1		0- 0		0- 1		NEUTRAL		0- 0		0- 0		0- 0
16- 2		0- 0		2- 2		CONFERENCE		0- 0		14- 0		8- 0
9- 0		0- 0		2- 0		HOME		0- 0		7- 0		4- 0
7- 2		0- 0		0- 2		AWAY		0- 0		7- 0		4- 0
0- 0		0- 0		0- 0		NEUTRAL		0- 0		0- 0		0- 0

RPI 1-25				RPI 26-50				RPI 51-100				Team's RPI: 64	RPI 101+			
RPI	S	Opponent	Score	RPI	S	Opponent	Score	RPI	S	Opponent	Score		RPI	S	Opponent	Score
8	H	Florida St.	63 79	28	N	Villanova	57 60	72	A	St. John's (NY)	64 81		114	A	Delaware	56 53
9	A	Tennessee	60 89	32	A	Dayton	54 82	88	H	Liberty	58 47		114	H	Delaware	67 56
				39	H	Rutgers	63 76						136	H	Saint Joseph's	66 73
				46	A	Drexel	71 73						139	A	Northeastern	60 57
				46	H	Drexel	56 48						139	H	Northeastern	72 43
				47	A	Elon	43 50						152	A	William & Mary	86 41
				47	H	Elon	70 67						152	H	William & Mary	70 64

LAST 12 Division I GAMES:																
				152	H	William & Mary	70 64	139	H	Northeastern	72 43					
				114	H	Delaware	67 56	47	A	Elon	43 50					
				46	A	Drexel	71 73	152	A	William & Mary	86 41					
				258	H	UNCW	65 48	263	H	Col. of Charleston	67 53					
				114	A	Delaware	56 53	243	H	Hofstra	73 56					
				270	A	Towson	64 55	258	A	UNCW	63 48					

Non-Div I Games:

James Madison

Average RPI Win: 201
Average RPI Loss: 67

WON-LOST
RECORD

WINNING
PCT. RANK

LAST 10
GAMES

STRENGTH OF
SCHEDULE

OPP. STRENGTH
OF SCHEDULE

TEAM
RPI

ADJ.
RPI

CONF.
RPI

ADJ CONF.
RPI

DIV. I ONLY	12- 18	229	1- 9	88	61	184	184	4	4
DIV. I NON-CONF.	9- 2	33	0- 0	244	266	104	104	5	5

TOTALS	RPI 1-25	RPI 26-50	W-L RECORDS	RPI 51-100	RPI 101-999	RPI 201+			
12- 18	0- 4	0- 2	OVERALL	2- 9	10- 3	7- 1			
10- 8	0- 2	0- 1	HOME	2- 3	8- 2	5- 1			
2- 9	0- 2	0- 1	AWAY	0- 5	2- 1	2- 0			
0- 1	0- 0	0- 0	NEUTRAL	0- 1	0- 0	0- 0			
9- 2	0- 0	0- 0	NON-CONFERENCE	0- 2	9- 0	6- 0			
8- 1	0- 0	0- 0	HOME	0- 1	8- 0	5- 0			
1- 1	0- 0	0- 0	AWAY	0- 1	1- 0	1- 0			
0- 0	0- 0	0- 0	NEUTRAL	0- 0	0- 0	0- 0			
3- 16	0- 4	0- 2	CONFERENCE	2- 7	1- 3	1- 1			
2- 7	0- 2	0- 1	HOME	2- 2	0- 2	0- 1			
1- 8	0- 2	0- 1	AWAY	0- 4	1- 1	1- 0			
0- 1	0- 0	0- 0	NEUTRAL	0- 1	0- 0	0- 0			

RPI 1-25				RPI 26-50				RPI 51-100				RPI 101+ Team's RPI: 184			
RPI	S	Opponent	Score	RPI	S	Opponent	Score	RPI	S	Opponent	Score	RPI	S	Opponent	Score
5	A	Bayl or	51 88	33	A	Okl ahoma	64 97	57	A	Okl ahoma St.	63 92	103	A	Iowa St.	69 71
5	H	Bayl or	48 83	33	H	Okl ahoma	52 72	57	H	Okl ahoma St.	66 59	103	H	Iowa St.	56 65
11	A	Texas	62 79					59	H	Nebraska	49 66	106	H	Ri ce	73 65
11	H	Texas	41 55					63	A	West Vi rgi ni a	46 76	125	H	Yale	81 75
								63	H	West Vi rgi ni a	54 74	146	H	Arkansas	71 60
								69	A	TCU	66 76	221	H	Texas Southern	72 37
								69	H	TCU	86 77	231	H	Southeast Mo. St.	51 50
								72	A	St. John's (NY)	53 65	252	A	Texas Tech	60 47
								91	A	Kansas St.	67 91	252	H	Texas Tech	56 68
								91	H	Kansas St.	59 63	256	H	Campbel l	66 48
								91	N	Kansas St.	63 72	279	H	UMKC	63 48
												332	H	Del aware St.	81 49
												340	A	Iona	72 58
LAST 12 Division I GAMES:															
		91 N Kansas St.	63 72			33 H Okl ahoma	52 72								
		103 H Iowa St.	56 65			57 A Okl ahoma St.	63 92								
		91 A Kansas St.	67 91			11 H Texas	41 55								
		57 H Okl ahoma St.	66 59			91 H Kansas St.	59 63								
		5 A Bayl or	51 88			33 A Okl ahoma	64 97								
		63 A West Vi rgi ni a	46 76			69 A TCU	66 76								

Non-Div I Games:

Kansas

Average RPI	Win: 292	WON-LOST RECORD	WINNING PCT. RANK	LAST 10 GAMES	STRENGTH OF SCHEDULE	OPP. STRENGTH OF SCHEDULE	TEAM RPI	ADJ. RPI	CONF. RPI	ADJ CONF. RPI
Average RPI	Loss: 162									
DIV. I ONLY	6- 19	304	2- 8	258	216	301	301	24	24	
DIV. I NON-CONF.	3- 7	254	0- 0	263	81	249	249	22	22	

TOTALS	RPI 1-25	RPI 26-50	W-L RECORDS	RPI 51-100	RPI 101-999	RPI 201+				
6- 19	0- 1	0- 0	OVERALL	0- 7	6- 11	5- 6				
3- 6	0- 0	0- 0	HOME	0- 2	3- 4	2- 3				
3- 11	0- 0	0- 0	AWAY	0- 4	3- 7	3- 3				
0- 2	0- 1	0- 0	NEUTRAL	0- 1	0- 0	0- 0				
3- 7	0- 1	0- 0	NON-CONFERENCE	0- 2	3- 4	3- 0				
1- 1	0- 0	0- 0	HOME	0- 0	1- 1	1- 0				
2- 4	0- 0	0- 0	AWAY	0- 1	2- 3	2- 0				
0- 2	0- 1	0- 0	NEUTRAL	0- 1	0- 0	0- 0				
3- 12	0- 0	0- 0	CONFERENCE	0- 5	3- 7	2- 6				
2- 5	0- 0	0- 0	HOME	0- 2	2- 3	1- 3				
1- 7	0- 0	0- 0	AWAY	0- 3	1- 4	1- 3				
0- 0	0- 0	0- 0	NEUTRAL	0- 0	0- 0	0- 0				

RPI 1-25				RPI 26-50				RPI 51-100				RPI 101+ Team's RPI: 301			
RPI	S	Opponent	Score	RPI	S	Opponent	Score	RPI	S	Opponent	Score	RPI	S	Opponent	Score
16	N	Maryland	35 89					52	A	FGCU	51 78	163	A	Ole Miss	63 92
								52	H	FGCU	57 78	166	A	Clemson	28 41
								68	A	Georgi a Tech	48 86	190	A	Furman	59 78
								74	N	Maine	39 75	193	H	East Carolina	56 66
								99	A	Jacksonville	49 84	199	A	Stetson	53 96
								99	A	Jacksonville	52 79	199	H	Stetson	66 49
								99	H	Jacksonville	49 67	241	A	North Florida	72 77
												241	H	North Florida	44 68
												244	A	Presbyterian	60 51
												261	A	Lipscomb	52 69
												261	H	Lipscomb	62 64
												302	A	USC Upstate	61 65
												302	H	USC Upstate	64 70
												306	H	Georgia St.	71 61
												327	A	Ga. Southern	60 58
												338	A	NJIT	61 58
												338	H	NJIT	80 65

LAST 12 Division I GAMES:															
				99	A	Jacksonville	52 79	338	A	NJIT	61 58				
				261	A	Lipscomb	52 69	302	H	USC Upstate	64 70				
				52	A	FGCU	51 78	338	H	NJIT	80 65				
				199	A	Stetson	53 96	302	A	USC Upstate	61 65				
				241	H	North Florida	44 68	199	H	Stetson	66 49				
				99	H	Jacksonville	49 67	52	H	FGCU	57 78				

Non-Div I Games: Middle Ga. St. 81 65

Kennesaw St.

Average RPI Win:	215	WON-LOST	WINNING	LAST 10	STRENGTH OF	OPP. STRENGTH	TEAM	ADJ.	CONF.	ADJ CONF.
Average RPI Loss:	82	RECORD	PCT. RANK	GAMES	SCHEDULE	OF SCHEDULE	RPI	RPI	RPI	RPI
DIV. I ONLY	12- 18	229	2- 8	95	89	160	160	8	8	
DIV. I NON-CONF.	7- 5	132	0- 0	124	123	95	95	8	8	

TOTALS	RPI 1-25	RPI 26-50	W-L RECORDS	RPI 51-100	RPI 101-999	RPI 201+				
12- 18	0- 4	0- 3	OVERALL	1- 6	11- 5	8- 2				
4- 7	0- 1	0- 1	HOME	0- 3	4- 2	4- 0				
6- 8	0- 0	0- 0	AWAY	1- 1	5- 1	3- 0				
2- 3	0- 1	0- 1	NEUTRAL	0- 1	2- 0	1- 0				
7- 5	0- 1	0- 2	NON-CONFERENCE	0- 2	7- 0	4- 0				
1- 1	0- 0	0- 0	HOME	0- 1	1- 0	1- 0				
4- 1	0- 0	0- 1	AWAY	0- 0	4- 0	2- 0				
2- 3	0- 1	0- 1	NEUTRAL	0- 1	2- 0	1- 0				
5- 13	0- 3	0- 1	CONFERENCE	1- 4	4- 5	4- 2				
3- 6	0- 1	0- 1	HOME	0- 2	3- 2	3- 0				
2- 7	0- 2	0- 0	AWAY	1- 2	1- 3	1- 2				
0- 0	0- 0	0- 0	NEUTRAL	0- 0	0- 0	0- 0				

RPI 1-25				RPI 26-50				RPI 51-100				RPI 101+ Team's RPI: 160			
RPI	S	Opponent	Score	RPI	S	Opponent	Score	RPI	S	Opponent	Score	RPI	S	Opponent	Score
13	N	Stanford	54 79	34	H	Ball St.	58 79	52	N	FGCU	62 80	104	H	Western Mi ch.	61 66
19	A	Buffal o	42 80	36	N	Gonzaga	57 77	71	A	Tol edo	62 55	132	A	Robert Morris	46 31
19	H	Buffal o	51 81	38	A	Mi chi gan	41 54	83	A	Mi ami (OH)	35 58	134	A	Northern Ill.	79 81
20	A	Central Mich.	84 88					83	H	Mi ami (OH)	59 65	134	H	Northern Ill.	62 72
								92	H	Wright St.	60 72	145	A	Youngstown St.	55 44
								100	A	Ohi o	78 79	189	N	Memphi s	70 55
								100	H	Ohi o	65 78	203	A	Bowl ing Green	50 60
												203	H	Bowl ing Green	81 57
												214	A	Eastern Mi ch.	67 60
												214	H	Eastern Mi ch.	76 69
												218	A	Akron	60 75
												218	H	Akron	60 55
												254	A	Northern Ky.	59 54
												299	N	Southeastern La.	81 60
												314	A	Eastern Ky.	65 57
												326	H	Detroi t Mercy	82 74

LAST 12 Division I GAMES:															
83	A	Mi ami (OH)	35 58	19	A	Buffal o	42 80	134	H	Northern Ill.	62 72	203	H	Bowl ing Green	81 57
19	H	Buffal o	51 81	218	A	Akron	60 55	218	A	Akron	60 75	71	A	Tol edo	62 55
218	H	Akron	60 55	100	A	Ohi o	78 79	34	H	Ball St.	58 79				
100	A	Ohi o	78 79	83	H	Mi ami (OH)	59 65								
83	H	Mi ami (OH)	59 65	100	H	Ohi o	65 78								

Non-Div I Games:

Kent St.

Average RPI Win:	195	WON-LOST	WINNING	LAST 10	STRENGTH OF	OPP. STRENGTH	TEAM	ADJ.	CONF.	ADJ CONF.
Average RPI Loss:	32	RECORD	PCT. RANK	GAMES	SCHEDULE	OF SCHEDULE	RPI	RPI	RPI	RPI
DIV. I ONLY	15- 17	198	4- 6	15	51	86	86	2	2	
DIV. I NON-CONF.	8- 6	143	0- 0	114	129	116	116	2	2	

TOTALS	RPI 1-25	RPI 26-50	W-L RECORDS	RPI 51-100	RPI 101-999	RPI 201+				
15- 17	0- 10	0- 4	OVERALL	2- 1	13- 2	6- 0				
9- 7	0- 4	0- 3	HOME	1- 0	8- 0	5- 0				
5- 9	0- 5	0- 1	AWAY	0- 1	5- 2	1- 0				
1- 1	0- 1	0- 0	NEUTRAL	1- 0	0- 0	0- 0				
8- 6	0- 2	0- 2	NON-CONFERENCE	0- 1	8- 1	6- 0				
6- 2	0- 1	0- 1	HOME	0- 0	6- 0	5- 0				
2- 4	0- 1	0- 1	AWAY	0- 1	2- 1	1- 0				
0- 0	0- 0	0- 0	NEUTRAL	0- 0	0- 0	0- 0				
7- 11	0- 8	0- 2	CONFERENCE	2- 0	5- 1	0- 0				
3- 5	0- 3	0- 2	HOME	1- 0	2- 0	0- 0				
3- 5	0- 4	0- 0	AWAY	0- 0	3- 1	0- 0				
1- 1	0- 1	0- 0	NEUTRAL	1- 0	0- 0	0- 0				

RPI 1-25				RPI 26-50				RPI 51-100 Team's RPI: 86				RPI 101+			
RPI	S	Opponent	Score	RPI	S	Opponent	Score	RPI	S	Opponent	Score	RPI	S	Opponent	Score
3	H	Louisville	63 87	26	H	Georgia	42 56	52	A	FGCU	64 70	101	H	Auburn	65 48
4	A	Mississippi St.	55 74	27	H	LSU	70 72	94	H	Alabama	79 54	102	A	Middle Tenn.	57 62
4	H	Mississippi St.	63 85	45	H	California	52 62	94	N	Alabama	71 64	112	A	Washington St.	73 68
4	N	Mississippi St.	58 81	50	A	Miami (FL)	54 65					146	A	Arkansas	76 65
5	A	Baylor	63 90									146	H	Arkansas	78 57
9	H	Tennessee	49 63									150	A	Vanderbilt	55 70
12	A	South Carolina	63 81									163	A	Ole Miss	79 71
12	H	South Carolina	64 81									175	A	Florida	56 53
15	A	Texas A&M	70 74									191	H	Morehead St.	86 53
22	A	Missouri	78 83									227	H	Gardner-Webb	72 34
LAST 12 Division I GAMES:															
		4 N Mississippi St.	58 81			4 A Mississippi St.	55 74								
		94 N Alabama	71 64			22 A Missouri	78 83								
		4 H Mississippi St.	63 85			27 H LSU	70 72								
		163 A Ole Miss	79 71			101 H Auburn	65 48								
		12 A South Carolina	63 81			146 A Arkansas	76 65								
		146 H Arkansas	78 57			94 H Alabama	79 54								

Non-Div I Games:

Kentucky

Average RPI Win:	296	WON-LOST	WINNING	LAST 10	STRENGTH OF	OPP. STRENGTH	TEAM	ADJ.	CONF.	ADJ CONF.
Average RPI Loss:	187	RECORD	PCT. RANK	GAMES	SCHEDULE	OF SCHEDULE	RPI	RPI	RPI	RPI
DIV. I ONLY	12- 17	225	4- 6	305	330	272	272	29	29	
DIV. I NON-CONF.	4- 7	226	0- 0	273	312	267	267	29	29	

TOTALS	RPI 1-25	RPI 26-50	W-L RECORDS	RPI 51-100	RPI 101-999	RPI 201+				
12- 17	0- 0	0- 1	OVERALL	0- 1	12- 15	11- 8				
7- 7	0- 0	0- 1	HOME	0- 1	7- 5	6- 3				
5- 10	0- 0	0- 0	AWAY	0- 0	5- 1	5- 1				
0- 0	0- 0	0- 0	NEUTRAL	0- 0	0- 0	0- 0				
4- 7	0- 0	0- 1	NON-CONFERENCE	0- 1	4- 5	3- 2				
2- 3	0- 0	0- 1	HOME	0- 1	2- 1	1- 1				
2- 4	0- 0	0- 0	AWAY	0- 0	2- 4	2- 1				
0- 0	0- 0	0- 0	NEUTRAL	0- 0	0- 0	0- 0				
8- 10	0- 0	0- 0	CONFERENCE	0- 0	8- 10	8- 6				
5- 4	0- 0	0- 0	HOME	0- 0	5- 4	5- 2				
3- 6	0- 0	0- 0	AWAY	0- 0	3- 6	3- 4				
0- 0	0- 0	0- 0	NEUTRAL	0- 0	0- 0	0- 0				

RPI 1-25				RPI 26-50				RPI 51-100				RPI 101+ Team's RPI: 272			
RPI	S	Opponent	Score	RPI	S	Opponent	Score	RPI	S	Opponent	Score	RPI	S	Opponent	Score
				38	H	Michigan	49 86	75	H	Navy	47 79	107	A	George Mason	70 73
												117	A	Saint Francis (PA)	71 101
												117	H	Saint Francis (PA)	54 85
												125	A	Yale	51 62
												132	A	Robert Morris	53 60
												132	H	Robert Morris	44 55
												164	A	Army West Point	37 71
												196	H	Lehigh	72 69
												237	A	Lafayette	53 69
												253	A	Sacred Heart	43 63
												253	H	Sacred Heart	46 50
												262	H	Manhattan	38 72
												266	A	St. Francis Brooklyn	54 64
												266	H	St. Francis Brooklyn	61 59
												286	A	Fairleigh Dickinson	62 53
												286	H	Fairleigh Dickinson	49 61
												292	A	Mt. St. Mary's	61 59
												292	H	Mt. St. Mary's	53 48
												293	A	Central Conn. St.	61 54
												293	H	Central Conn. St.	63 57
												295	A	Bryant	56 75
												295	H	Bryant	69 61
												323	A	UMBC	66 52
												328	A	Wagner	44 52
												328	H	Wagner	74 69
												338	A	NJIT	67 49
												347	H	Saint Peter's	57 46
LAST 12 Division I GAMES:															
293	H	Central Conn. St.	63 57	132	H	Robert Morris	44 55								
295	H	Bryant	69 61	328	A	Wagner	44 52								
253	A	Sacred Heart	43 63	292	A	Mt. St. Mary's	61 59								
286	A	Fairleigh Dickinson	62 53	286	H	Fairleigh Dickinson	49 61								
266	A	St. Francis Brooklyn	54 64	253	H	Sacred Heart	46 50								
117	H	Saint Francis (PA)	54 85	293	A	Central Conn. St.	61 54								

Non-Div I Games:

LIU Brooklyn

Average RPI	Win:	137	WON-LOST	WINNING	LAST 10	STRENGTH OF	OPP. STRENGTH	TEAM	ADJ.	CONF.	ADJ CONF.
Average RPI	Loss:	34	RECORD	PCT. RANK	GAMES	SCHEDULE	OF SCHEDULE	RPI	RPI	RPI	RPI
DIV. I ONLY		19- 9	77	7- 3	37	15	27	27	2	2	
DIV. I NON-CONF.		8- 3	65	0- 0	122	75	47	47	2	2	

TOTALS	RPI 1-25		RPI 26-50		W-L RECORDS		RPI 51-100		RPI 101-999		RPI 201+
19- 9	3- 6		1- 1		OVERALL		3- 1		12- 1		4- 0
11- 1	2- 1		1- 0		HOME		1- 0		7- 0		3- 0
7- 6	1- 3		0- 1		AWAY		2- 1		4- 1		1- 0
1- 2	0- 2		0- 0		NEUTRAL		0- 0		1- 0		0- 0
8- 3	0- 2		0- 1		NON-CONFERENCE		1- 0		7- 0		4- 0
4- 0	0- 0		0- 0		HOME		0- 0		4- 0		3- 0
3- 2	0- 1		0- 1		AWAY		1- 0		2- 0		1- 0
1- 1	0- 1		0- 0		NEUTRAL		0- 0		1- 0		0- 0
11- 6	3- 4		1- 0		CONFERENCE		2- 1		5- 1		0- 0
7- 1	2- 1		1- 0		HOME		1- 0		3- 0		0- 0
4- 4	1- 2		0- 0		AWAY		1- 1		2- 1		0- 0
0- 1	0- 1		0- 0		NEUTRAL		0- 0		0- 0		0- 0

RPI 1-25				RPI 26-50				Team's RPI: 27				RPI 51-100				RPI 101+			
RPI	S	Opponent	Score	RPI	S	Opponent	Score	RPI	S	Opponent	Score	RPI	S	Opponent	Score	RPI	S	Opponent	Score
4	H	Mississippi St.	70 83	26	H	Georgia	71 60	86	A	Kentucky	72 70	101	A	Auburn	62 70				
9	H	Tennessee	70 59	37	A	Northern Colo.	50 58	94	A	Alabama	51 65	101	H	Auburn	59 56				
11	N	Texas	66 75					94	H	Alabama	79 78	121	N	Saint Louis	71 59				
12	A	South Carolina	48 57					95	A	Little Rock	56 37	122	A	Tulane	73 50				
14	A	South Fla.	55 61									146	A	Arkansas	62 57				
15	A	Texas A&M	59 69									150	H	Vanderbilt	85 65				
15	H	Texas A&M	80 78									159	H	Louisiana	60 45				
15	N	Texas A&M	69 75									163	H	Ole Miss	84 55				
22	A	Missouri	69 65									175	A	Florida	66 59				
												230	H	Nicholls St.	65 50				
												252	A	Texas Tech	48 40				
												299	H	Southeastern La.	84 56				
												335	H	Sam Houston St.	71 58				
LAST 12 Division I GAMES:																			
15	N	Texas A&M	69 75	101	A	Auburn	62 70												
94	H	Alabama	79 78	86	A	Kentucky	72 70												
12	A	South Carolina	48 57	26	H	Georgia	71 60												
146	A	Arkansas	62 57	9	H	Tennessee	70 59												
163	H	Ole Miss	84 55	15	A	Texas A&M	59 69												
15	H	Texas A&M	80 78	101	H	Auburn	59 56												

Non-Div I Games:

LSU

Average RPI Win:	207	WON-LOST	WINNING	LAST 10	STRENGTH OF	OPP. STRENGTH	TEAM	ADJ.	CONF.	ADJ CONF.
Average RPI Loss:	139	RECORD	PCT. RANK	GAMES	SCHEDULE	OF SCHEDULE	RPI	RPI	RPI	RPI
DIV. I ONLY	8- 22	288	1- 9	113	148	246	246	13	13	
DIV. I NON-CONF.	5- 8	220	0- 0	102	194	158	158	10	10	

TOTALS	RPI 1-25	RPI 26-50	W-L RECORDS	RPI 51-100	RPI 101-999	RPI 201+				
8- 22	0- 0	0- 3	OVERALL	1- 6	7- 13	4- 5				
4- 8	0- 0	0- 2	HOME	1- 0	3- 6	2- 1				
3- 14	0- 0	0- 1	AWAY	0- 6	3- 7	2- 4				
1- 0	0- 0	0- 0	NEUTRAL	0- 0	1- 0	0- 0				
5- 8	0- 0	0- 2	NON-CONFERENCE	1- 2	4- 4	2- 3				
1- 3	0- 0	0- 1	HOME	1- 0	0- 2	0- 1				
3- 5	0- 0	0- 1	AWAY	0- 2	3- 2	2- 2				
1- 0	0- 0	0- 0	NEUTRAL	0- 0	1- 0	0- 0				
3- 14	0- 0	0- 1	CONFERENCE	0- 4	3- 9	2- 2				
3- 5	0- 0	0- 1	HOME	0- 0	3- 4	2- 0				
0- 9	0- 0	0- 0	AWAY	0- 4	0- 5	0- 2				
0- 0	0- 0	0- 0	NEUTRAL	0- 0	0- 0	0- 0				

RPI 1-25				RPI 26-50				RPI 51-100				RPI 101+				Team's RPI: 246
RPI	S	Opponent	Score	RPI	S	Opponent	Score	RPI	S	Opponent	Score	RPI	S	Opponent	Score	
28	H	Villanova	49 76	51	A	Harvard	61 70	107	A	George Mason	55 65					
32	H	Dayton	47 76	53	A	American	48 66	107	H	George Mason	56 69					
46	A	Drexel	54 79	61	H	Penn	66 59	121	H	Saint Louis	87 76					
				73	A	Duquesne	50 78	136	A	Saint Joseph's	49 70					
				79	A	George Washington	49 69	136	H	Saint Joseph's	64 75					
				79	A	George Washington	45 60	173	N	New Hampshire	59 51					
				85	A	Fordham	45 66	181	H	Temple	52 69					
								186	H	Davidson	51 58					
								196	A	Lehigh	69 61					
								198	A	Richmond	51 77					
								198	H	Richmond	57 60					
								204	A	Wisconsin	60 71					
								224	A	North Texas	44 70					
								237	A	Lafayette	74 47					
								250	H	Rider	55 76					
								257	H	St. Bonaventure	66 63					
								275	A	Massachusetts	66 69					
								280	H	VCU	62 57					
								332	A	Delaware St.	71 48					
								334	A	Rhode Island	63 72					
LAST 12 Division I GAMES:																
79	A	George Washington	49 69	121	H	Saint Louis	87 76									
107	A	George Mason	55 65	275	A	Massachusetts	66 69									
186	H	Davidson	51 58	79	A	George Washington	45 60									
136	A	Saint Joseph's	49 70	136	H	Saint Joseph's	64 75									
85	A	Fordham	45 66	280	H	VCU	62 57									
198	H	Richmond	57 60	334	A	Rhode Island	63 72									

Non-Div I Games:

La Salle

Average RPI Win:	269	WON-LOST	WINNING	LAST 10	STRENGTH OF	OPP. STRENGTH	TEAM	ADJ.	CONF.	ADJ CONF.
Average RPI Loss:	183	RECORD	PCT. RANK	GAMES	SCHEDULE	OF SCHEDULE	RPI	RPI	RPI	RPI
DIV. I ONLY	2- 25	343	0- 10	185	292	337	337	22	22	
DIV. I NON-CONF.	1- 8	313	0- 0	249	320	338	338	23	23	

TOTALS	RPI 1-25	RPI 26-50	W-L RECORDS	RPI 51-100	RPI 101-999	RPI 201+				
2- 25	0- 0	0- 0	OVERALL	0- 3	2- 22	2- 9				
2- 10	0- 0	0- 0	HOME	0- 1	2- 9	2- 4				
0- 15	0- 0	0- 0	AWAY	0- 1	0- 4	0- 1				
0- 0	0- 0	0- 0	NEUTRAL	0- 0	0- 0	0- 0				
1- 8	0- 0	0- 0	NON-CONFERENCE	0- 1	1- 7	1- 4				
1- 2	0- 0	0- 0	HOME	0- 0	1- 2	1- 2				
0- 6	0- 0	0- 0	AWAY	0- 1	0- 5	0- 2				
0- 0	0- 0	0- 0	NEUTRAL	0- 0	0- 0	0- 0				
1- 17	0- 0	0- 0	CONFERENCE	0- 2	1- 15	1- 5				
1- 8	0- 0	0- 0	HOME	0- 1	1- 7	1- 2				
0- 9	0- 0	0- 0	AWAY	0- 1	0- 8	0- 3				
0- 0	0- 0	0- 0	NEUTRAL	0- 0	0- 0	0- 0				

RPI 1-25				RPI 26-50				RPI 51-100				RPI 101+				Team's RPI: 337	
RPI	S	Opponent	Score	RPI	S	Opponent	Score	RPI	S	Opponent	Score	RPI	S	Opponent	Score		
								57	A	Oklahoma St.	58	112	101	A	Auburn	41	67
								95	A	Little Rock	37	57	106	A	Rice	47	63
								95	H	Little Rock	47	71	124	A	Louisiana Tech	49	71
												138	A	Texas St.	52	86	
												138	H	Texas St.	45	81	
												159	A	Louisiana	55	63	
												159	H	Louisiana	48	76	
												165	A	South Ala.	55	72	
												165	H	South Ala.	60	67	
												167	A	UT Arlington	61	70	
												167	H	UT Arlington	53	80	
												180	A	Troy	62	94	
												180	H	Troy	79	86	
												208	A	Arkansas St.	62	76	
												208	H	Arkansas St.	73	80	
												222	H	New Orleans	51	89	
												228	H	Coastal Caro.	62	56	
												232	A	Grambling	52	61	
												274	H	Appalachian St.	67	71	
												277	A	McNeese	61	65	
												306	A	Georgia St.	57	70	
												310	H	Houston Baptist	77	73	
												327	A	Ga. Southern	45	75	
												336	H	Northwestern St.	48	70	
LAST 12 Division I GAMES:																	
208	H	Arkansas St.	73	80	306	A	Georgia St.	57	70								
95	H	Little Rock	47	71	327	A	Ga. Southern	45	75								
180	A	Troy	62	94	159	H	Louisiana	48	76								
165	A	South Ala.	55	72	165	H	South Ala.	60	67								
138	H	Texas St.	45	81	180	H	Troy	79	86								
167	H	UT Arlington	53	80	167	A	UT Arlington	61	70								

Non-Div I Games: Millsaps 73 41 Centenary (LA) 90 53

La. -Monroe

Average RPI Win:	254	WON-LOST	WINNING	LAST 10	STRENGTH OF	OPP. STRENGTH	TEAM	ADJ.	CONF.	ADJ CONF.
Average RPI Loss:	141	RECORD	PCT. RANK	GAMES	SCHEDULE	OF SCHEDULE	RPI	RPI	RPI	RPI
DIV. I ONLY	11- 18	237	3- 7	170	229	237	237	15	15	
DIV. I NON-CONF.	4- 6	214	0- 0	212	325	240	240	18	18	

TOTALS	RPI 1-25	RPI 26-50	W-L RECORDS	RPI 51-100	RPI 101-999	RPI 201+				
11- 18	0- 0	0- 2	OVERALL	0- 7	11- 9	11- 4				
7- 8	0- 0	0- 1	HOME	0- 3	7- 4	7- 2				
4- 10	0- 0	0- 1	AWAY	0- 4	4- 5	4- 2				
0- 0	0- 0	0- 0	NEUTRAL	0- 0	0- 0	0- 0				
4- 6	0- 0	0- 2	NON-CONFERENCE	0- 1	4- 3	4- 2				
3- 2	0- 0	0- 1	HOME	0- 0	3- 1	3- 1				
1- 4	0- 0	0- 1	AWAY	0- 1	1- 2	1- 1				
0- 0	0- 0	0- 0	NEUTRAL	0- 0	0- 0	0- 0				
7- 12	0- 0	0- 0	CONFERENCE	0- 6	7- 6	7- 2				
4- 6	0- 0	0- 0	HOME	0- 3	4- 3	4- 1				
3- 6	0- 0	0- 0	AWAY	0- 3	3- 3	3- 1				
0- 0	0- 0	0- 0	NEUTRAL	0- 0	0- 0	0- 0				

RPI	S	Opponent	Score	RPI	S	Opponent	Score	RPI	S	Opponent	Score	RPI	S	Opponent	Score
29	H	Princeton	45 53	53	A	American	66 74	132	A	Robert Morris	42 63				
46	A	Drexel	37 52	53	H	American	67 74	164	A	Army West Point	39 48				
				61	A	Penn	42 55	164	H	Army West Point	60 65				
				75	A	Navy	59 65	196	A	Lehigh	45 70				
				75	H	Navy	43 59	196	H	Lehigh	62 72				
				90	A	Bucknell I	53 83	229	A	Boston U.	47 45				
				90	H	Bucknell I	57 80	229	H	Boston U.	44 41				
								229	H	Boston U.	66 61				
								235	A	Loyol a Maryland	73 64				
								235	H	Loyol a Maryland	65 54				
								238	A	Hol y Cross	69 65				
								238	H	Hol y Cross	56 69				
								246	H	La Salle	47 74				
								250	H	Rider	60 45				
								264	A	Cornel I	59 58				
								272	H	LIU Brooklyn	69 53				
								287	A	Col gate	55 60				
								287	H	Col gate	63 48				
								328	H	Wagner	70 52				
								347	A	Saint Peter's	61 64				
LAST 12 Division I GAMES:															
229	H	Boston U.	66 61	235	A	Loyol a Maryland	73 64								
287	A	Col gate	55 60	164	A	Army West Point	39 48								
196	H	Lehigh	62 72	90	H	Bucknell I	57 80								
229	H	Boston U.	44 41	238	H	Hol y Cross	56 69								
53	A	American	66 74	229	A	Boston U.	47 45								
75	H	Navy	43 59	53	H	American	67 74								

Non-Div I Games:

Lafayette

Average RPI Win:	257	WON-LOST	WINNING	LAST 10	STRENGTH OF	OPP. STRENGTH	TEAM	ADJ.	CONF.	ADJ CONF.
Average RPI Loss:	107	RECORD	PCT. RANK	GAMES	SCHEDULE	OF SCHEDULE	RPI	RPI	RPI	RPI
DIV. I ONLY	18- 6	45	10- 0	266	253	89	89	26	26	
DIV. I NON-CONF.	1- 5	300	0- 0	34	11	189	189	26	26	

TOTALS	RPI 1-25	RPI 26-50	W-L RECORDS	RPI 51-100	RPI 101-999	RPI 201+				
18- 6	0- 1	0- 0	OVERALL	0- 2	18- 3	15- 0				
9- 0	0- 0	0- 0	HOME	0- 0	9- 0	8- 0				
8- 5	0- 1	0- 0	AWAY	0- 2	8- 2	7- 0				
1- 1	0- 0	0- 0	NEUTRAL	0- 0	1- 1	0- 0				
1- 5	0- 1	0- 0	NON-CONFERENCE	0- 2	1- 2	0- 0				
0- 0	0- 0	0- 0	HOME	0- 0	0- 0	0- 0				
0- 4	0- 1	0- 0	AWAY	0- 2	0- 1	0- 0				
1- 1	0- 0	0- 0	NEUTRAL	0- 0	1- 1	0- 0				
17- 1	0- 0	0- 0	CONFERENCE	0- 0	17- 1	15- 0				
9- 0	0- 0	0- 0	HOME	0- 0	9- 0	8- 0				
8- 1	0- 0	0- 0	AWAY	0- 0	8- 1	7- 0				
0- 0	0- 0	0- 0	NEUTRAL	0- 0	0- 0	0- 0				

RPI 1-25				RPI 26-50				RPI 51-100 Team's RPI: 89				RPI 101+			
RPI	S	Opponent	Score	RPI	S	Opponent	Score	RPI	S	Opponent	Score	RPI	S	Opponent	Score
5	A	Baylor	62 121					60	A	Purdue	64 79	113	A	SFA	75 58
								82	A	New Mexico	58 90	113	H	SFA	79 65
												126	A	Central Ark.	39 51
												134	N	Northern Ill.	90 80
												178	A	Pacific	75 80
												192	N	North Dakota	70 73
												222	H	New Orleans	100 77
												226	A	A&M-Corpus Christi	70 31
												226	H	A&M-Corpus Christi	65 59
												230	A	Nicholls St.	76 61
												255	H	Abilene Christian	77 71
												277	A	McNeese	81 72
												277	H	McNeese	83 58
												299	A	Southeastern La.	75 58
												310	A	Houston Baptist	79 51
												310	H	Houston Baptist	90 55
												312	A	Incarnate Word	71 47
												312	H	Incarnate Word	77 54
												335	A	Sam Houston St.	68 44
												335	H	Sam Houston St.	91 44
												336	H	Northwestern St.	71 44
LAST 12 Division I GAMES:															
277	A	McNeese	81 72	336	H	Northwestern St.	71 44								
113	A	SFA	75 58	113	H	SFA	79 65								
310	H	Houston Baptist	90 55	255	H	Abilene Christian	77 71								
226	H	A&M-Corpus Christi	65 59	277	H	McNeese	83 58								
312	A	Incarnate Word	71 47	230	A	Nicholls St.	76 61								
335	A	Sam Houston St.	68 44	335	H	Sam Houston St.	91 44								

Non-Div I Games: Howard Payne 101 37 Schreiner 116 37 Louisiana Col. 93 62 S' western Assemblies 92 49 Lamar University

Average RPI Win: 231
Average RPI Loss: 162

WON-LOST
RECORD

WINNING
PCT. RANK

LAST 10
GAMES

STRENGTH OF
SCHEDULE

OPP. STRENGTH
OF SCHEDULE

TEAM
RPI

ADJ.
RPI

CONF.
RPI

ADJ CONF.
RPI

DIV. I ONLY	14- 14	178	3- 7	232	204	196	196	15	15
DIV. I NON-CONF.	5- 5	170	0- 0	323	288	245	245	18	18
<hr/>									
TOTALS	RPI 1-25	RPI 26-50	W-L RECORDS	RPI 51-100	RPI 101-999	RPI 201+			
14- 14	0- 0	0- 2	OVERALL	2- 4	12- 8	11- 7			
9- 4	0- 0	0- 0	HOME	2- 1	7- 3	6- 3			
5- 9	0- 0	0- 1	AWAY	0- 3	5- 5	5- 4			
0- 1	0- 0	0- 1	NEUTRAL	0- 0	0- 0	0- 0			
5- 5	0- 0	0- 2	NON-CONFERENCE	0- 0	5- 3	5- 3			
3- 1	0- 0	0- 0	HOME	0- 0	3- 1	3- 1			
2- 3	0- 0	0- 1	AWAY	0- 0	2- 2	2- 2			
0- 1	0- 0	0- 1	NEUTRAL	0- 0	0- 0	0- 0			
9- 9	0- 0	0- 0	CONFERENCE	2- 4	7- 5	6- 4			
6- 3	0- 0	0- 0	HOME	2- 1	4- 2	3- 2			
3- 6	0- 0	0- 0	AWAY	0- 3	3- 3	3- 2			
0- 0	0- 0	0- 0	NEUTRAL	0- 0	0- 0	0- 0			

RPI 1-25				RPI 26-50				RPI 51-100				RPI 101+				Team's RPI: 196	
RPI	S	Opponent	Score	RPI	S	Opponent	Score	RPI	S	Opponent	Score	RPI	S	Opponent	Score		
				28	N	Villanova	42 62	53	A	American	64 82	164	A	Army West Point	50 55		
				41	A	Minnesota	73 107	53	H	American	44 60	164	H	Army West Point	59 55		
								75	A	Navy	50 53	229	A	Boston U.	65 56		
								75	H	Navy	66 63	229	H	Boston U.	74 58		
								90	A	Bucknell I	52 59	235	A	Loyol a Maryl and	64 67		
								90	H	Bucknell I	66 62	235	H	Loyol a Maryl and	64 55		
												237	A	Lafayette	72 62		
												237	H	Lafayette	70 45		
												238	A	Holy Cross	49 54		
												238	H	Holy Cross	62 65		
												246	H	La Salle	61 69		
												253	A	Sacred Heart	55 65		
												264	A	Cornel I	62 57		
												271	H	Fai rfi el d	56 53		
												272	A	LIU Brookl yn	69 72		
												284	A	Monmouth	75 57		
												287	A	Col gate	59 51		
												287	H	Col gate	48 54		
												292	H	Mt. St. Mary' s	75 71		
												338	H	NJIT	64 50		
LAST 12 Division I GAMES:																	
				238	H	Holy Cross	62 65	90	A	Bucknell I	52 59						
				237	A	Lafayette	72 62	229	A	Boston U.	65 56						
				235	H	Loyol a Maryl and	64 55	75	A	Navy	50 53						
				164	A	Army West Point	50 55	235	A	Loyol a Maryl and	64 67						
				287	H	Col gate	48 54	164	H	Army West Poi nt	59 55						
				53	H	Ameri can	44 60	287	A	Col gate	59 51						

Non-Div I Games: Mansfield 77 47

Lehigh

Average RPI Win: 262	WON-LOST RECORD	WINNING PCT. RANK	LAST 10 GAMES	STRENGTH OF SCHEDULE	OPP. STRENGTH OF SCHEDULE	TEAM RPI	ADJ. RPI	CONF. RPI	ADJ. CONF. RPI
Average RPI Loss: 105									
DIV. I ONLY	19- 9	77	8- 2	165	298	88	88	27	27
DIV. I NON-CONF.	3- 7	254	0- 1	39	132	143	143	28	28

TOTALS	RPI 1-25	RPI 26-50	W-L RECORDS	RPI 51-100	RPI 101-999	RPI 201+			
19- 9	0- 1	0- 2	OVERALL	0- 3	19- 3	15- 2			
10- 0	0- 0	0- 0	HOME	0- 0	10- 0	8- 0			
8- 7	0- 1	0- 1	AWAY	0- 2	8- 3	7- 2			
1- 2	0- 0	0- 1	NEUTRAL	0- 1	1- 0	0- 0			
3- 7	0- 1	0- 2	NON-CONFERENCE	0- 3	3- 1	2- 1			
1- 0	0- 0	0- 0	HOME	0- 0	1- 0	1- 0			
1- 5	0- 1	0- 1	AWAY	0- 2	1- 1	1- 1			
1- 2	0- 0	0- 1	NEUTRAL	0- 1	1- 0	0- 0			
16- 2	0- 0	0- 0	CONFERENCE	0- 0	16- 2	13- 1			
9- 0	0- 0	0- 0	HOME	0- 0	9- 0	7- 0			
7- 2	0- 0	0- 0	AWAY	0- 0	7- 2	6- 1			
0- 0	0- 0	0- 0	NEUTRAL	0- 0	0- 0	0- 0			

RPI S Opponent Score	RPI S Opponent Score	RPI S Opponent Score	RPI S Opponent Score
18 A Duke 51 68	37 N Northern Colo. 57 65	64 A James Madison 47 58	137 A Radford 45 52
	38 A Michigan 50 74	70 A Drake 68 96	137 H Radford 61 56
		77 N Houston 68 75	177 N Denver 82 69
			195 A High Point 65 42
			195 H High Point 57 49
			225 A UNC Asheville 41 48
			225 H UNC Asheville 53 48
			227 A Gardner-Webb 85 60
			227 H Gardner-Webb 59 41
			244 A Presbyterian 76 64
			244 H Presbyterian 63 55
			256 A Campbell 46 33
			256 H Campbell 60 42
			275 A Massachusetts 61 64
			283 A Old Dominion 63 55
			298 H Valparaiso 61 40
			325 A Charleston So. 95 57
			325 H Charleston So. 63 53
			342 A Longwood 63 51
			342 H Longwood 73 36
			343 A Winthrop 73 53
			343 H Winthrop 63 37
LAST 12 Division I GAMES:			
70 A Drake 68 96	137 A Radford 45 52		
195 H High Point 57 49	256 A Campbell 46 33		
342 H Longwood 73 36	227 H Gardner-Webb 59 41		
325 A Charleston So. 95 57	244 H Presbyterian 63 55		
343 A Winthrop 73 53	195 A High Point 65 42		
225 H UNC Asheville 53 48	137 H Radford 61 56		

Non-Div I Games: Shippensburg 105 43 Limestone 68 38

Liberty

Average RPI Win: 301	WON-LOST RECORD	WINNING PCT. RANK	LAST 10 GAMES	STRENGTH OF SCHEDULE	OPP. STRENGTH OF SCHEDULE	TEAM RPI	ADJ. RPI	CONF. RPI	ADJ CONF. RPI
Average RPI Loss: 151									
DIV. I ONLY	12- 18	229	6- 4	288	255	261	261	24	24
DIV. I NON-CONF.	4- 11	279	0- 0	269	268	283	283	22	22

TOTALS	RPI 1-25	RPI 26-50	W-L RECORDS	RPI 51-100	RPI 101-999	RPI 201+			
12- 18	0- 0	0- 1	OVERALL	0- 6	12- 11	12- 4			
7- 7	0- 0	0- 0	HOME	0- 4	7- 3	7- 1			
5- 11	0- 0	0- 1	AWAY	0- 2	5- 8	5- 3			
0- 0	0- 0	0- 0	NEUTRAL	0- 0	0- 0	0- 0			
4- 11	0- 0	0- 1	NON-CONFERENCE	0- 2	4- 8	4- 3			
2- 4	0- 0	0- 0	HOME	0- 2	2- 2	2- 1			
2- 7	0- 0	0- 1	AWAY	0- 0	2- 6	2- 2			
0- 0	0- 0	0- 0	NEUTRAL	0- 0	0- 0	0- 0			
8- 7	0- 0	0- 0	CONFERENCE	0- 4	8- 3	8- 1			
5- 3	0- 0	0- 0	HOME	0- 2	5- 1	5- 0			
3- 4	0- 0	0- 0	AWAY	0- 2	3- 2	3- 1			
0- 0	0- 0	0- 0	NEUTRAL	0- 0	0- 0	0- 0			

RPI S Opponent	Score	RPI S Opponent	Score	RPI S Opponent	Score	RPI S Opponent	Score
		34 A Ball St.	46 84	52 A FGCU	52 88	102 A Middle Tenn.	48 72
				52 H FGCU	54 68	121 A Saint Louis	57 101
				58 H Belmont	59 91	123 A Butler	58 70
				94 H Alabama	51 73	150 A Vanderbilt	82 92
				99 A Jacksonville	48 70	191 H Morehead St.	55 75
				99 H Jacksonville	63 70	199 A Stetson	71 91
						199 H Stetson	55 59
						241 A North Florida	73 69
						241 H North Florida	78 57
						248 H Austin Peay	63 71
						263 A Col. of Charleston	69 85
						294 H Murray St.	65 64
						301 A Kennesaw St.	64 62
						301 H Kennesaw St.	69 52
						302 A USC Upstate	64 80
						302 H USC Upstate	97 78
						302 H USC Upstate	95 53
						311 A Tennessee Tech	61 57
						314 H Alabama A&M	66 50
						325 A Charleston So.	58 54
						329 A Tennessee St.	64 71
						338 A NJIT	74 58
						338 H NJIT	66 58
LAST 12 Division I GAMES:							
302 H USC Upstate	95 53	302 A USC Upstate	64 80				
301 H Kennesaw St.	69 52	338 H NJIT	66 58				
199 A Stetson	71 91	302 H USC Upstate	97 78				
52 A FGCU	52 88	338 A NJIT	74 58				
99 H Jacksonville	63 70	52 H FGCU	54 68				
241 H North Florida	78 57	199 H Stetson	55 59				

Non-Div I Games:

Lipscomb

Average RPI Win:	223	WON-LOST	WINNING	LAST 10	STRENGTH OF	OPP. STRENGTH	TEAM	ADJ.	CONF.	ADJ CONF.
Average RPI Loss:	96	RECORD	PCT. RANK	GAMES	SCHEDULE	OF SCHEDULE	RPI	RPI	RPI	RPI
DIV. I ONLY	20- 9	69	9- 1	205	127	95	95	22	22	
DIV. I NON-CONF.	3- 8	268	0- 0	30	4	191	191	23	23	

TOTALS	RPI 1-25	RPI 26-50	W-L RECORDS	RPI 51-100	RPI 101-999	RPI 201+				
20- 9	0- 2	1- 1	OVERALL	1- 1	18- 5	12- 0				
12- 3	0- 0	1- 1	HOME	1- 0	10- 2	6- 0				
8- 6	0- 2	0- 0	AWAY	0- 1	8- 3	6- 0				
0- 0	0- 0	0- 0	NEUTRAL	0- 0	0- 0	0- 0				
3- 8	0- 2	1- 1	NON-CONFERENCE	1- 1	1- 4	0- 0				
3- 3	0- 0	1- 1	HOME	1- 0	1- 2	0- 0				
0- 5	0- 2	0- 0	AWAY	0- 1	0- 2	0- 0				
0- 0	0- 0	0- 0	NEUTRAL	0- 0	0- 0	0- 0				
17- 1	0- 0	0- 0	CONFERENCE	0- 0	17- 1	12- 0				
9- 0	0- 0	0- 0	HOME	0- 0	9- 0	6- 0				
8- 1	0- 0	0- 0	AWAY	0- 0	8- 1	6- 0				
0- 0	0- 0	0- 0	NEUTRAL	0- 0	0- 0	0- 0				

RPI 1-25				RPI 26-50				RPI 51-100				Team's RPI: 95				RPI 101+			
RPI	S	Opponent	Score	RPI	S	Opponent	Score	RPI	S	Opponent	Score	RPI	S	Opponent	Score	RPI	S	Opponent	Score
4	A	Mississippi St.	48 86	27	H	LSU	37 56	91	A	Kansas St.	51 66	106	A	Rice	51 58				
15	A	Texas A&M	49 66	33	H	Oklahoma	68 56	97	H	Missouri St.	63 51	121	A	Saint Louis	45 48				
																124	H	Louisiana Tech	49 58
																138	H	Texas St.	63 48
																159	A	Louisiana	72 63
																159	H	Louisiana	78 43
																165	A	South Ala.	47 35
																167	H	UT Arlington	59 57
																180	A	Troy	70 76
																189	H	Memphis	86 57
																194	H	Tulsa	61 74
																208	A	Arkansas St.	64 58
																208	H	Arkansas St.	53 43
																228	A	Coastal Caro.	51 49
																228	H	Coastal Caro.	53 44
																274	A	Appalachian St.	52 40
																274	H	Appalachian St.	61 35
																306	A	Georgia St.	65 50
																306	H	Georgia St.	54 47
																327	A	Ga. Southern	64 34
																327	H	Ga. Southern	92 52
																337	A	La.-Monroe	71 47
																337	H	La.-Monroe	57 37
LAST 12 Division I GAMES:																			
159	A	Louisiana	72 63	165	A	South Ala.	47 35												
337	A	La.-Monroe	71 47	306	H	Georgia St.	54 47												
274	H	Appalachian St.	61 35	327	H	Ga. Southern	92 52												
228	H	Coastal Caro.	53 44	228	A	Coastal Caro.	51 49												
208	A	Arkansas St.	64 58	274	A	Appalachian St.	52 40												
180	A	Troy	70 76	208	H	Arkansas St.	53 43												

Non-Div I Games:

Little Rock

Average RPI Win:	245	WON-LOST	WINNING	LAST 10	STRENGTH OF	OPP. STRENGTH	TEAM	ADJ.	CONF.	ADJ CONF.
Average RPI Loss:	187	RECORD	PCT. RANK	GAMES	SCHEDULE	OF SCHEDULE	RPI	RPI	RPI	RPI
DIV. I ONLY	8- 22	288	6- 4	252	232	297	297	21	21	
DIV. I NON-CONF.	2- 12	306	0- 0	270	257	322	322	19	19	

TOTALS	RPI 1-25	RPI 26-50	W-L RECORDS	RPI 51-100	RPI 101-999	RPI 201+				
8- 22	0- 1	0- 1	OVERALL	0- 2	8- 18	7- 10				
4- 10	0- 1	0- 0	HOME	0- 1	4- 8	4- 4				
4- 10	0- 0	0- 0	AWAY	0- 0	4- 0	3- 0				
0- 2	0- 0	0- 0	NEUTRAL	0- 0	0- 2	0- 1				
2- 12	0- 1	0- 1	NON-CONFERENCE	0- 0	2- 10	2- 7				
0- 6	0- 1	0- 0	HOME	0- 0	0- 5	0- 4				
2- 4	0- 0	0- 1	AWAY	0- 0	2- 3	2- 2				
0- 2	0- 0	0- 0	NEUTRAL	0- 0	0- 2	0- 1				
6- 10	0- 0	0- 0	CONFERENCE	0- 2	6- 8	5- 3				
4- 4	0- 0	0- 0	HOME	0- 1	4- 3	4- 0				
2- 6	0- 0	0- 0	AWAY	0- 1	2- 5	1- 3				
0- 0	0- 0	0- 0	NEUTRAL	0- 0	0- 0	0- 0				

RPI 1-25				RPI 26-50				RPI 51-100				RPI 101+ Team's RPI: 297			
RPI	S	Opponent	Score	RPI	S	Opponent	Score	RPI	S	Opponent	Score	RPI	S	Opponent	Score
9	H	Tennessee	61 90	49	A	Southern Cal i forn i a	60 75	65	A	UC Davi s	49 79	140	A	Cal Poly	61 70
								65	H	UC Davi s	71 83	140	H	Cal Poly	64 75
												143	H	Loyol a Marymount	69 84
												170	N	Oral Roberts	58 64
												172	A	San Di ego	40 74
												185	A	UC Irvi ne	80 73
												185	H	UC Irvi ne	81 100
												201	A	UC Santa Barbara	44 51
												201	H	UC Santa Barbara	74 90
												209	H	New Mexico St.	63 72
												212	H	Montana St.	51 62
												216	A	CSUN	59 51
												216	H	CSUN	67 54
												236	H	Pepperdi ne	71 83
												239	H	Ill i noi s St.	51 59
												240	A	Montana	60 67
												247	A	UC Ri versi de	53 77
												247	H	UC Ri versi de	70 58
												249	A	Grand Canyon	65 63
												251	A	Hawai i	66 74
												251	H	Hawai i	85 80
												276	A	Ari zona	80 72
												280	N	VCU	59 69
												319	A	Cal St. Fullerton	61 67
												319	H	Cal St. Fullerton	67 47
												338	A	NJIT	57 73

LAST 12 Di vi si on I GAMES:															
216	H	CSUN	67 54	140	A	Cal Poly	61 70	216	A	CSUN	59 51	185	H	UC Irvi ne	81 100
247	H	UC Ri versi de	70 58	65	H	UC Davi s	71 83	140	H	Cal Poly	64 75	201	H	UC Santa Barbara	74 90
251	H	Hawai i	85 80	49	A	UC Davi s	79								
185	A	UC Irvi ne	80 73												
319	H	Cal St. Fullerton	67 47												
65	A	UC Davi s	49 79												

Non-Di v I Games:

Long Beach St.

Loss,
Non-Conf,
S Site,
H Home
A Away
N Neutral

Average RPI Win:	277	WON-LOST	WINNING	LAST 10	STRENGTH OF	OPP. STRENGTH	TEAM	ADJ.	CONF.	ADJ CONF.
Average RPI Loss:	235	RECORD	PCT. RANK	GAMES	SCHEDULE	OF SCHEDULE	RPI	RPI	RPI	RPI
DIV. I ONLY	6- 22	313	4- 6	332	345	342	342	27	27	
DIV. I NON-CONF.	1- 9	318	0- 0	342	348	349	349	28	28	

TOTALS	RPI 1-25	RPI 26-50	W-L RECORDS	RPI 51-100	RPI 101-999	RPI 201+				
6- 22	0- 0	0- 0	OVERALL	0- 2	6- 20	6- 15				
5- 8	0- 0	0- 0	HOME	0- 1	5- 7	5- 5				
1- 14	0- 0	0- 0	AWAY	0- 0	1- 1	1- 0				
0- 0	0- 0	0- 0	NEUTRAL	0- 0	0- 0	0- 0				
1- 9	0- 0	0- 0	NON-CONFERENCE	0- 0	1- 9	1- 8				
1- 3	0- 0	0- 0	HOME	0- 0	1- 3	1- 3				
0- 6	0- 0	0- 0	AWAY	0- 0	0- 6	0- 5				
0- 0	0- 0	0- 0	NEUTRAL	0- 0	0- 0	0- 0				
5- 13	0- 0	0- 0	CONFERENCE	0- 2	5- 11	5- 7				
4- 5	0- 0	0- 0	HOME	0- 1	4- 4	4- 2				
1- 8	0- 0	0- 0	AWAY	0- 1	1- 7	1- 5				
0- 0	0- 0	0- 0	NEUTRAL	0- 0	0- 0	0- 0				

RPI 1-25				RPI 26-50				RPI 51-100				RPI 101+ Team's RPI: 342			
RPI	S	Opponent	Score	RPI	S	Opponent	Score	RPI	S	Opponent	Score	RPI	S	Opponent	Score
								88	A	Liberty	36 73	107	A	George Mason	41 60
								88	H	Liberty	51 63	137	A	Radford	39 81
												137	H	Radford	33 52
												195	A	High Point	41 62
												195	H	High Point	39 75
												202	H	Norfolk St.	45 64
												214	A	Eastern Mich.	44 73
												225	A	UNC Asheville	52 82
												225	H	UNC Asheville	67 54
												227	A	Gardner-Webb	41 52
												227	H	Gardner-Webb	54 61
												244	A	Presbyterian	75 60
												244	H	Presbyterian	66 56
												256	A	Campbell	48 58
												256	H	Campbell	57 50
												286	H	Fairleigh Dickinson	52 72
												298	H	Valparaiso	68 81
												313	A	Marshall	45 90
												318	A	N.C. Central	75 87
												325	A	Charleston So.	57 73
												325	H	Charleston So.	61 78
												328	A	Wagner	43 60
												332	A	Delaware St.	56 60
												343	A	Winthrop	60 69
												343	H	Winthrop	90 60
												348	H	UMass Lowell	84 82
LAST 12 Division I GAMES:															
343	H	Winthrop	90 60	244	A	Presbyterian	75 60								
88	A	Liberty	36 73	195	H	High Point	39 75								
225	H	UNC Asheville	67 54	325	H	Charleston So.	61 78								
137	A	Radford	39 81	343	A	Winthrop	60 69								
256	H	Campbell	57 50	256	A	Campbell	48 58								
227	A	Gardner-Webb	41 52	88	H	Liberty	51 63								

Non-Div I Games: Milligan 66 56

Longwood

Average RPI Win:	257	WON-LOST	WINNING	LAST 10	STRENGTH OF	OPP. STRENGTH	TEAM	ADJ.	CONF.	ADJ CONF.
Average RPI Loss:	109	RECORD	PCT. RANK	GAMES	SCHEDULE	OF SCHEDULE	RPI	RPI	RPI	RPI
DIV. I ONLY	15- 14	166	5- 5	148	231	159	159	22	22	
DIV. I NON-CONF.	5- 6	187	0- 0	100	85	148	148	23	23	

TOTALS	RPI 1-25	RPI 26-50	W-L RECORDS	RPI 51-100	RPI 101-999	RPI 201+				
15- 14	0- 2	0- 1	OVERALL	0- 3	15- 8	13- 0				
7- 6	0- 0	0- 0	HOME	0- 1	7- 5	7- 0				
7- 6	0- 1	0- 0	AWAY	0- 1	7- 1	5- 0				
1- 2	0- 1	0- 0	NEUTRAL	0- 0	1- 1	1- 0				
5- 6	0- 2	0- 1	NON-CONFERENCE	0- 1	5- 2	5- 0				
3- 1	0- 0	0- 0	HOME	0- 0	3- 1	3- 0				
1- 3	0- 1	0- 1	AWAY	0- 1	1- 0	1- 0				
1- 2	0- 1	0- 0	NEUTRAL	0- 0	1- 1	1- 0				
10- 8	0- 0	0- 0	CONFERENCE	0- 2	10- 6	8- 0				
4- 5	0- 0	0- 0	HOME	0- 1	4- 4	4- 0				
6- 3	0- 0	0- 0	AWAY	0- 1	6- 2	4- 0				
0- 0	0- 0	0- 0	NEUTRAL	0- 0	0- 0	0- 0				

RPI 1-25				RPI 26-50				RPI 51-100				RPI 101+				Team's RPI: 159
RPI	S	Opponent	Score	RPI	S	Opponent	Score	RPI	S	Opponent	Score	RPI	S	Opponent	Score	
4	N	Mississippi St.	37 94	27	A	LSU	45 60	71	A	Toledo	55 79	101	H	Auburn	60 70	
15	A	Texas A&M	62 83					95	A	Little Rock	43 78	118	N	Cleveland St.	45 54	
								95	H	Little Rock	63 72	138	A	Texas St.	65 58	
												138	H	Texas St.	53 56	
												165	A	South Ala.	59 56	
												165	H	South Ala.	57 72	
												167	A	UT Arlington	61 63	
												167	H	UT Arlington	34 38	
												180	A	Troy	53 72	
												180	H	Troy	55 62	
												208	A	Arkansas St.	77 75	
												208	H	Arkansas St.	60 53	
												222	H	New Orleans	66 57	
												228	H	Coastal Caro.	59 55	
												233	N	Niagara	68 52	
												274	H	Appalachian St.	61 45	
												277	H	McNeese	98 86	
												290	H	Alcorn	67 47	
												299	A	Southeastern La.	68 56	
												306	A	Georgia St.	75 60	
												327	A	Ga. Southern	58 48	
												337	A	La. -Monroe	76 48	
												337	H	La. -Monroe	63 55	
LAST 12 Division I GAMES:																
95	H	Little Rock	63 72	327	A	Ga. Southern	58 48									
208	H	Arkansas St.	60 53	306	A	Georgia St.	75 60									
165	A	South Ala.	59 56	337	A	La. -Monroe	76 48									
180	A	Troy	53 72	180	H	Troy	55 62									
167	H	UT Arlington	34 38	165	H	South Ala.	57 72									
138	H	Texas St.	53 56	138	A	Texas St.	65 58									

Non-Div I Games: Dillard

53 60

Louisiana

Average RPI Win: 205	WON-LOST RECORD	WINNING PCT. RANK	LAST 10 GAMES	STRENGTH OF SCHEDULE	OPP. STRENGTH OF SCHEDULE	TEAM RPI	ADJ. RPI	CONF. RPI	ADJ CONF. RPI
Average RPI Loss: 153									
DIV. I ONLY	18- 10	93	7- 3	167	201	124	124	18	18
DIV. I NON-CONF.	8- 4	87	0- 0	284	162	164	164	20	20

TOTALS	RPI 1-25	RPI 26-50	W-L RECORDS	RPI 51-100	RPI 101-999	RPI 201+			
18- 10	0- 1	0- 0	OVERALL	3- 2	15- 7	10- 4			
11- 4	0- 0	0- 0	HOME	0- 2	11- 2	9- 0			
6- 5	0- 1	0- 0	AWAY	2- 0	4- 4	1- 3			
1- 1	0- 0	0- 0	NEUTRAL	1- 0	0- 1	0- 1			
8- 4	0- 1	0- 0	NON-CONFERENCE	2- 0	6- 3	5- 1			
6- 1	0- 0	0- 0	HOME	0- 0	6- 1	5- 0			
1- 2	0- 1	0- 0	AWAY	1- 0	0- 1	0- 0			
1- 1	0- 0	0- 0	NEUTRAL	1- 0	0- 1	0- 1			
10- 6	0- 0	0- 0	CONFERENCE	1- 2	9- 4	5- 3			
5- 3	0- 0	0- 0	HOME	0- 2	5- 1	4- 0			
5- 3	0- 0	0- 0	AWAY	1- 0	4- 3	1- 3			
0- 0	0- 0	0- 0	NEUTRAL	0- 0	0- 0	0- 0			

RPI 1-25				RPI 26-50				RPI 51-100				RPI 101+ Team's RPI: 124			
RPI	S	Opponent	Score	RPI	S	Opponent	Score	RPI	S	Opponent	Score	RPI	S	Opponent	Score
11	A	Texas	54 88					56	H	Western Ky.	64 74	101	A	Auburn	59 75
								81	A	UAB	70 60	102	A	Middle Tenn.	66 49
								81	H	UAB	61 66	106	A	Rice	70 62
								93	N	Penn St.	71 59	106	H	Rice	75 55
								95	A	Little Rock	58 49	154	H	Charlotte	51 64
												166	H	Clemson	47 55
												176	A	UTEP	65 62
												189	H	Memphis	65 40
												206	A	Southern Miss.	50 65
												206	H	Southern Miss.	89 57
												220	A	Fla. Atlantic	72 86
												224	H	North Texas	61 53
												232	H	Grambling	64 53
												233	N	Niagara	67 73
												265	H	UTSA	63 55
												277	H	McNeese	78 62
												283	H	Old Dominion	59 45
												290	H	Alcorn	87 50
												300	A	FIU	54 57
												310	H	Houston Baptist	85 62
												313	A	Marshall	74 65
												337	H	La.-Monroe	71 49

LAST 12 Division I GAMES:															
106	A	Rice	70 62	81	H	UAB	61 66	102	A	Middle Tenn.	66 49	56	H	Western Ky.	64 74
81	A	UAB	70 60	102	A	Middle Tenn.	66 49	283	H	Old Dominion	59 45	220	A	Fla. Atlantic	72 86
206	H	Southern Miss.	89 57	56	H	Western Ky.	64 74	300	A	FIU	54 57				
154	H	Charlotte	51 64	283	H	Old Dominion	59 45								
176	A	UTEP	65 62	220	A	Fla. Atlantic	72 86								
106	H	Rice	75 55												

Non-Div I Games: LSU-Alexandria 87 47

Louisiana Tech

Average RPI	Win:	100	WON-LOST	WINNING	LAST 10	STRENGTH OF	OPP. STRENGTH	TEAM	ADJ.	CONF.	ADJ CONF.
Average RPI	Loss:	5	RECORD	PCT. RANK	GAMES	SCHEDULE	OF SCHEDULE	RPI	RPI	RPI	RPI
DIV. I ONLY			32- 2	4	9- 1	14	2	3	3	1	1
DIV. I NON-CONF.			14- 1	5	0- 1	61	8	7	7	1	1

TOTALS	RPI 1-25		RPI 26-50		W-L RECORDS	RPI 51-100		RPI 101-999		RPI 201+	
32- 2	7- 2		6- 0		OVERALL	6- 0		13- 0		5- 0	
16- 1	3- 1		2- 0		HOME	2- 0		9- 0		3- 0	
13- 1	2- 1		4- 0		AWAY	3- 0		4- 0		2- 0	
3- 0	2- 0		0- 0		NEUTRAL	1- 0		0- 0		0- 0	
14- 1	2- 1		2- 0		NON-CONFERENCE	3- 0		7- 0		4- 0	
9- 0	1- 0		1- 0		HOME	1- 0		6- 0		3- 0	
5- 1	1- 1		1- 0		AWAY	2- 0		1- 0		1- 0	
0- 0	0- 0		0- 0		NEUTRAL	0- 0		0- 0		0- 0	
18- 1	5- 1		4- 0		CONFERENCE	3- 0		6- 0		1- 0	
7- 1	2- 1		1- 0		HOME	1- 0		3- 0		0- 0	
8- 0	1- 0		3- 0		AWAY	1- 0		3- 0		1- 0	
3- 0	2- 0		0- 0		NEUTRAL	1- 0		0- 0		0- 0	

RPI	S	Opponent	Score	RPI	S	Opponent	Score	RPI	S	Opponent	Score	RPI	S	Opponent	Score
1	H	Notre Dame	100 67	30	A	Virginia	77 41	54	A	Indiana	72 59	102	H	Middle Tenn.	80 26
1	N	Notre Dame	74 72	30	H	Virginia	51 39	67	H	Virginia Tech	67 56	108	H	Wake Forest	89 52
2	A	UConn	58 69	31	A	South Dakota St.	68 64	67	N	Virginia Tech	73 70	116	A	North Carolina	67 57
6	A	Ohio St.	95 90	35	A	Syracuse	84 77	68	A	Georgia Tech	74 71	150	H	Vanderbilt	79 57
7	H	Oregon	74 61	38	H	Michigan	74 49	71	H	Tolledo	90 55	155	H	UT Martin	91 56
8	H	Florida St.	49 50	50	A	Miami (FL)	84 74	86	A	Kentucky	87 63	166	H	Clemson	65 46
17	A	NC State	55 47									183	A	Pittsburgh	77 51
17	N	NC State	64 59									183	H	Pittsburgh	81 49
18	H	Duke	66 60									207	A	Boston College	87 52
												231	H	Southeast Mo. St.	80 40
												289	A	Air Force	62 50
												294	H	Murray St.	115 51
												329	H	Tennessee St.	95 56

LAST 12 Division I GAMES:															
1	N	Notre Dame	74 72	207	A	Boston College	87 52	2	A	UConn	58 69	166	H	Clemson	65 46
17	N	NC State	64 59	35	A	Syracuse	84 77	30	A	Virginia	77 41	30	A	Virginia	77 41
67	N	Virginia Tech	73 70	108	H	Wake Forest	89 52								
183	H	Pittsburgh	81 49												
30	H	Virginia	51 39												
116	A	North Carolina	67 57												

Non-Div I Games:

Louisville

Average RPI Win:	293	WON-LOST	WINNING	LAST 10	STRENGTH OF	OPP. STRENGTH	TEAM	ADJ.	CONF.	ADJ CONF.
Average RPI Loss:	156	RECORD	PCT. RANK	GAMES	SCHEDULE	OF SCHEDULE	RPI	RPI	RPI	RPI
DIV. I ONLY	7- 22	299	4- 6	264	206	305	305	23	23	
DIV. I NON-CONF.	2- 9	295	0- 0	215	92	280	280	21	21	

TOTALS	RPI 1-25	RPI 26-50	W-L RECORDS	RPI 51-100	RPI 101-999	RPI 201+				
7- 22	0- 3	0- 0	OVERALL	0- 4	7- 15	6- 7				
4- 9	0- 1	0- 0	HOME	0- 2	4- 6	3- 3				
3- 13	0- 2	0- 0	AWAY	0- 2	3- 9	3- 4				
0- 0	0- 0	0- 0	NEUTRAL	0- 0	0- 0	0- 0				
2- 9	0- 3	0- 0	NON-CONFERENCE	0- 0	2- 6	2- 1				
1- 3	0- 1	0- 0	HOME	0- 0	1- 2	1- 0				
1- 6	0- 2	0- 0	AWAY	0- 0	1- 4	1- 1				
0- 0	0- 0	0- 0	NEUTRAL	0- 0	0- 0	0- 0				
5- 13	0- 0	0- 0	CONFERENCE	0- 4	5- 9	4- 6				
3- 6	0- 0	0- 0	HOME	0- 2	3- 4	2- 3				
2- 7	0- 0	0- 0	AWAY	0- 2	2- 5	2- 3				
0- 0	0- 0	0- 0	NEUTRAL	0- 0	0- 0	0- 0				

RPI 1-25				RPI 26-50				RPI 51-100				RPI 101+				Team's RPI: 305
RPI	S	Opponent	Score	RPI	S	Opponent	Score	RPI	S	Opponent	Score	RPI	S	Opponent	Score	
23	A	DePaul	47 88					70	A	Drake	46 72	104	H	Western Mi ch.	47 65	
24	A	Marquette	30 92					70	H	Drake	53 97	123	A	Butler	52 64	
25	H	Green Bay	39 76					97	A	Missouri St.	36 75	127	A	Milwaukee	41 63	
								97	H	Missouri St.	58 69	134	A	Northern Ill.	71 80	
												135	A	UNI	41 70	
												135	H	UNI	39 64	
												145	H	Youngstown St.	49 73	
												171	A	Southern Ill.	46 62	
												171	H	Southern Ill.	62 53	
												239	A	Illinois St.	49 57	
												239	H	Illinois St.	62 59	
												260	A	Indiana St.	67 74	
												260	H	Indiana St.	65 73	
												267	A	Bradley	71 61	
												267	H	Bradley	57 59	
												298	A	Valparaiso	60 76	
												298	H	Valparaiso	53 63	
												324	A	Fort Wayne	70 79	
												331	H	Ill. -Chicago	57 55	
												346	A	Chicago St.	46 28	
												349	A	Evansville	60 47	
												349	H	Evansville	82 63	

LAST 12 Division I GAMES:																
135	H	UNI	39 64	298	H	Valparaiso	53 63									
70	H	Drake	53 97	267	A	Bradley	71 61									
260	A	Indiana St.	67 74	239	A	Illinois St.	49 57									
349	A	Evansville	60 47	349	H	Evansville	82 63									
171	H	Southern Ill.	62 53	260	H	Indiana St.	65 73									
97	H	Missouri St.	58 69	97	A	Missouri St.	36 75									

Non-Div I Games:

Loyol a Chi cago

Average RPI Win:	202	WON-LOST	WINNING	LAST 10	STRENGTH OF	OPP. STRENGTH	TEAM	ADJ.	CONF.	ADJ CONF.
Average RPI Loss:	156	RECORD	PCT. RANK	GAMES	SCHEDULE	OF SCHEDULE	RPI	RPI	RPI	RPI
DIV. I ONLY	9- 20	270	4- 6	110	205	235	235	15	15	
DIV. I NON-CONF.	2- 9	295	0- 0	126	237	266	266	18	18	

TOTALS	RPI 1-25	RPI 26-50	W-L RECORDS	RPI 51-100	RPI 101-999	RPI 201+				
9- 20	0- 2	0- 0	OVERALL	2- 5	7- 13	6- 7				
6- 7	0- 0	0- 0	HOME	1- 3	5- 4	4- 2				
3- 13	0- 2	0- 0	AWAY	1- 2	2- 9	2- 5				
0- 0	0- 0	0- 0	NEUTRAL	0- 0	0- 0	0- 0				
2- 9	0- 2	0- 0	NON-CONFERENCE	0- 1	2- 6	2- 3				
1- 3	0- 0	0- 0	HOME	0- 1	1- 2	1- 1				
1- 6	0- 2	0- 0	AWAY	0- 0	1- 4	1- 2				
0- 0	0- 0	0- 0	NEUTRAL	0- 0	0- 0	0- 0				
7- 11	0- 0	0- 0	CONFERENCE	2- 4	5- 7	4- 4				
5- 4	0- 0	0- 0	HOME	1- 2	4- 2	3- 1				
2- 7	0- 0	0- 0	AWAY	1- 2	1- 5	1- 3				
0- 0	0- 0	0- 0	NEUTRAL	0- 0	0- 0	0- 0				

RPI 1-25				RPI 26-50				RPI 51-100				RPI 101+ Team's RPI: 235			
RPI	S	Opponent	Score	RPI	S	Opponent	Score	RPI	S	Opponent	Score	RPI	S	Opponent	Score
16	A	Maryland	45 114					53	A	American	56 69	107	H	George Mason	72 80
24	A	Marquette	63 83					53	H	American	58 71	114	A	Delaware	38 71
								75	A	Navy	44 73	152	A	William & Mary	49 70
								75	H	Navy	58 40	164	A	Army West Point	47 62
								90	A	Bucknell I	68 65	164	H	Army West Point	62 69
								90	H	Bucknell I	69 74	196	A	Lehigh	55 64
								98	H	Georgetown	54 72	196	H	Lehigh	67 64
												202	A	Norfolk St.	61 58
												229	A	Boston U.	56 75
												229	H	Boston U.	65 52
												237	A	Lafayette	54 65
												237	H	Lafayette	64 73
												238	A	Holy Cross	65 58
												238	H	Holy Cross	77 60
												264	H	Cornell	78 63
												266	A	St. Francis Brooklyn	47 64
												270	H	Towson	67 76
												287	A	Colgate	60 71
												287	H	Colgate	70 55
												292	A	Mt. St. Mary's	63 71

LAST 12 Division I GAMES:															
229	H	Boston U.	65 52	53	A	American	56 69								
75	H	Navy	58 40	238	A	Holy Cross	65 58								
196	A	Lehigh	55 64	164	A	Army West Point	47 62								
287	A	Colgate	60 71	196	H	Lehigh	67 64								
90	H	Bucknell I	69 74	287	H	Colgate	70 55								
237	H	Lafayette	64 73	90	A	Bucknell I	68 65								

Non-Div I Games:

Loyola Maryl and

Average RPI Win: 205	WON-LOST RECORD	WINNING PCT. RANK	LAST 10 GAMES	STRENGTH OF SCHEDULE	OPP. STRENGTH OF SCHEDULE	TEAM RPI	ADJ. RPI	CONF. RPI	ADJ CONF. RPI
Average RPI Loss: 138									
DIV. I ONLY	18- 11	103	6- 4	237	115	143	143	14	14
DIV. I NON-CONF.	7- 3	74	0- 0	293	109	157	157	11	11

TOTALS	RPI 1-25	RPI 26-50	W-L RECORDS	RPI 51-100	RPI 101-999	RPI 201+			
18- 11	0- 0	0- 3	OVERALL	3- 0	15- 8	9- 3			
10- 5	0- 0	0- 2	HOME	2- 0	8- 3	5- 1			
8- 5	0- 0	0- 1	AWAY	1- 0	7- 4	4- 2			
0- 1	0- 0	0- 0	NEUTRAL	0- 0	0- 1	0- 0			
7- 3	0- 0	0- 1	NON-CONFERENCE	1- 0	6- 2	4- 2			
4- 2	0- 0	0- 1	HOME	1- 0	3- 1	2- 1			
3- 1	0- 0	0- 0	AWAY	0- 0	3- 1	2- 1			
0- 0	0- 0	0- 0	NEUTRAL	0- 0	0- 0	0- 0			
11- 8	0- 0	0- 2	CONFERENCE	2- 0	9- 6	5- 1			
6- 3	0- 0	0- 1	HOME	1- 0	5- 2	3- 0			
5- 4	0- 0	0- 1	AWAY	1- 0	4- 3	2- 1			
0- 1	0- 0	0- 0	NEUTRAL	0- 0	0- 1	0- 0			

RPI S Opponent	Score	RPI S Opponent	Score	RPI S Opponent	Score	RPI S Opponent	Score	Team's RPI: 143
36 A Gonzaga	67 77	36 H Gonzaga	69 75	78 A Saint Mary's (CA)	75 65	121 A Saint Louis	62 60	
49 H Southern Cal i forni a	70 80	49 H Southern Cal i forni a	70 80	78 H Saint Mary's (CA)	69 57	128 A San Francisco	60 78	
				83 H Mi ami (OH)	84 71	128 H San Francisco	65 60	
						128 N San Francisco	76 89	
						153 A BYU	52 62	
						153 H BYU	55 67	
						172 A San Di ego	67 53	
						172 H San Di ego	54 60	
						178 A Paci fi c	79 77	
						178 H Paci fi c	75 60	
						201 H UC Santa Barbara	67 61	
						213 A SMU	60 63	
						214 H Eastern Mi ch.	73 64	
						216 H CSUN	68 75	
						236 A Pepperdi ne	74 85	
						236 H Pepperdi ne	75 60	
						247 A UC Ri versi de	67 59	
						276 H Ari zona	84 70	
						288 A Santa Clara	65 51	
						288 H Santa Clara	64 45	
						297 A Long Beach St.	84 69	
						317 A Portl and	63 60	
						317 H Portl and	76 55	
LAST 12 Di vi si on I GAMES:								
128 N San Franci sco	76 89	78 A Saint Mary's (CA)	75 65	317 H Portl and	76 55	153 A BYU	52 62	
178 A Paci fi c	79 77	317 H Portl and	76 55	172 A San Di ego	67 53	236 H Pepperdi ne	75 60	
288 H Santa Clara	64 45	153 A BYU	52 62	236 H Pepperdi ne	75 60	317 A Portl and	63 60	
128 H San Franci sco	65 60	172 A San Di ego	67 53					
36 H Gonzaga	69 75	236 H Pepperdi ne	75 60					
236 A Pepperdi ne	74 85	317 A Portl and	63 60					

Non-Di v I Games: Cal St. Dom. Hills 84 52

Average RPI Win:	221	WON-LOST	WINNING	LAST 10	STRENGTH OF	OPP. STRENGTH	TEAM	ADJ.	CONF.	ADJ CONF.
Average RPI Loss:	78	RECORD	PCT. RANK	GAMES	SCHEDULE	OF SCHEDULE	RPI	RPI	RPI	RPI
DIV. I ONLY	20- 9	69	9- 1	137	160	74	74	20	20	
DIV. I NON-CONF.	5- 6	187	0- 0	69	5	83	83	24	24	

TOTALS	RPI 1-25	RPI 26-50	W-L RECORDS	RPI 51-100	RPI 101-999	RPI 201+				
20- 9	0- 3	0- 1	OVERALL	2- 2	18- 3	10- 0				
11- 2	0- 0	0- 0	HOME	2- 0	9- 2	5- 0				
8- 7	0- 3	0- 1	AWAY	0- 2	8- 1	4- 0				
1- 0	0- 0	0- 0	NEUTRAL	0- 0	1- 0	1- 0				
5- 6	0- 3	0- 1	NON-CONFERENCE	1- 1	4- 1	3- 0				
2- 1	0- 0	0- 0	HOME	1- 0	1- 1	1- 0				
2- 5	0- 3	0- 1	AWAY	0- 1	2- 0	1- 0				
1- 0	0- 0	0- 0	NEUTRAL	0- 0	1- 0	1- 0				
15- 3	0- 0	0- 0	CONFERENCE	1- 1	14- 2	7- 0				
9- 1	0- 0	0- 0	HOME	1- 0	8- 1	4- 0				
6- 2	0- 0	0- 0	AWAY	0- 1	6- 1	3- 0				
0- 0	0- 0	0- 0	NEUTRAL	0- 0	0- 0	0- 0				

Maine

RPI 1-25				RPI 26-50				RPI 51-100				Team's RPI : 74				RPI 101+			
RPI	S	Opponent	Score	RPI	S	Opponent	Score	RPI	S	Opponent	Score	RPI	S	Opponent	Score	RPI	S	Opponent	Score
4	A	Mississippi St.	43 83	50	A	Miami (FL)	70 80	51	H	Harvard	76 51	115	A	Dartmouth	64 51				
6	A	Ohio St.	70 83					71	A	Toledo	64 65	122	H	Tulane	34 42				
18	A	Duke	39 69					84	A	Albany (NY)	54 68	130	A	Hartford	59 44				
								84	H	Albany (NY)	74 69	130	H	Hartford	59 56				
												157	A	Binghamton	61 38				
												157	H	Binghamton	62 66				
												173	A	New Hampshire	56 46				
												173	H	New Hampshire	64 48				
												173	H	New Hampshire	77 46				
												187	A	Stony Brook	68 76				
												187	H	Stony Brook	64 56				
												207	A	Boston College	61 40				
												291	A	Vermont	79 47				
												291	H	Vermont	64 55				
												295	H	Bryant	70 68				
												301	N	Kennesaw St.	75 39				
												323	A	UMBC	64 50				
												323	H	UMBC	65 43				
												323	H	UMBC	69 36				
												348	A	UMass Lowell I	69 51				
												348	H	UMass Lowell I	70 65				
LAST 12 Division I GAMES:																			
173	H	New Hampshire	64 48	173	H	New Hampshire	77 46	130	H	Hartford	59 56								
323	H	UMBC	65 43					157	A	Binghamton	61 38								
84	H	Albany (NY)	74 69					348	A	UMass Lowell I	69 51								
291	A	Vermont	79 47					323	H	UMBC	69 36								
348	H	UMass Lowell I	70 65					173	A	New Hampshire	56 46								
187	A	Stony Brook	68 76																

Maine

Non-Div I Games: Maine Maritime 89 49 Me.-Fort Kent 100 40

Maine

Average RPI Win:	302	WON-LOST	WINNING	LAST 10	STRENGTH OF	OPP. STRENGTH	TEAM	ADJ.	CONF.	ADJ CONF.
Average RPI Loss:	166	RECORD	PCT. RANK	GAMES	SCHEDULE	OF SCHEDULE	RPI	RPI	RPI	RPI
DIV. I ONLY	13- 18	222	5- 5	310	289	262	262	28	28	
DIV. I NON-CONF.	3- 8	268	0- 0	106	240	220	220	25	25	

TOTALS	RPI 1-25	RPI 26-50	W-L RECORDS	RPI 51-100	RPI 101-999	RPI 201+				
13- 18	0- 0	0- 3	OVERALL	0- 3	13- 12	13- 6				
7- 5	0- 0	0- 1	HOME	0- 2	7- 2	7- 1				
4- 12	0- 0	0- 2	AWAY	0- 1	4- 9	4- 5				
2- 1	0- 0	0- 0	NEUTRAL	0- 0	2- 1	2- 0				
3- 8	0- 0	0- 2	NON-CONFERENCE	0- 3	3- 3	3- 1				
1- 2	0- 0	0- 0	HOME	0- 2	1- 0	1- 0				
1- 6	0- 0	0- 2	AWAY	0- 1	1- 3	1- 1				
1- 0	0- 0	0- 0	NEUTRAL	0- 0	1- 0	1- 0				
10- 10	0- 0	0- 1	CONFERENCE	0- 0	10- 9	10- 5				
6- 3	0- 0	0- 1	HOME	0- 0	6- 2	6- 1				
3- 6	0- 0	0- 0	AWAY	0- 0	3- 6	3- 4				
1- 1	0- 0	0- 0	NEUTRAL	0- 0	1- 1	1- 0				

RPI 1-25				RPI 26-50				RPI 51-100				RPI 101+ Team's RPI: 262			
RPI	S	Opponent	Score	RPI	S	Opponent	Score	RPI	S	Opponent	Score	RPI	S	Opponent	Score
30	A	Virginia	47 69	84	H	Albany (NY)	56 62	158	A	Marist	40 65				
40	H	Quinnipiac	64 80	85	H	Fordham	48 54	158	N	Marist	60 84				
45	A	Californi a	66 87	93	A	Penn St.	46 78	173	A	New Hampshire	55 68				
								187	A	Stony Brook	59 74				
								197	A	Siena	51 56				
								197	H	Siena	54 56				
								233	A	Niagara	64 65				
								233	H	Niagara	82 64				
								250	A	Rider	51 67				
								250	H	Rider	50 53				
								253	A	Sacred Heart	61 65				
								266	H	St. Francis Brooklyn	57 54				
								271	A	Fairfield	52 55				
								271	H	Fairfield	55 44				
								272	A	LIU Brooklyn	72 38				
								284	A	Monmouth	59 63				
								284	H	Monmouth	63 53				
								285	A	Canisius	59 56				
								285	H	Canisius	58 39				
								320	N	Coppin St.	74 56				
								340	A	Iona	57 48				
								340	H	Iona	67 63				
								340	N	Iona	55 39				
								347	A	Saint Peter's	60 39				
								347	H	Saint Peter's	76 64				
LAST 12 Division I GAMES:															
158	N	Marist	60 84	284	A	Monmouth	59 63								
340	N	Iona	55 39	271	H	Fairfield	55 44								
250	H	Rider	50 53	233	H	Niagara	82 64								
347	A	Saint Peter's	60 39	271	A	Fairfield	52 55								
340	A	Iona	57 48	250	A	Rider	51 67								
197	H	Siena	54 56	284	H	Monmouth	63 53								

Non-Div I Games:

Manhattan

Average RPI Win:	272	WON-LOST	WINNING	LAST 10	STRENGTH OF	OPP. STRENGTH	TEAM	ADJ.	CONF.	ADJ CONF.
Average RPI Loss:	125	RECORD	PCT. RANK	GAMES	SCHEDULE	OF SCHEDULE	RPI	RPI	RPI	RPI
DIV. I ONLY	20- 12	101	8- 2	280	254	158	158	28	28	
DIV. I NON-CONF.	4- 8	239	0- 0	233	133	244	244	25	25	

TOTALS	RPI 1-25	RPI 26-50	W-L RECORDS	RPI 51-100	RPI 101-999	RPI 201+				
20- 12	0- 0	0- 3	OVERALL	0- 2	20- 7	18- 2				
9- 4	0- 0	0- 1	HOME	0- 1	9- 2	8- 1				
10- 6	0- 0	0- 1	AWAY	0- 0	10- 5	9- 1				
1- 2	0- 0	0- 1	NEUTRAL	0- 1	1- 0	1- 0				
4- 8	0- 0	0- 1	NON-CONFERENCE	0- 2	4- 5	4- 1				
2- 2	0- 0	0- 0	HOME	0- 1	2- 1	2- 0				
2- 4	0- 0	0- 0	AWAY	0- 0	2- 4	2- 1				
0- 2	0- 0	0- 1	NEUTRAL	0- 1	0- 0	0- 0				
16- 4	0- 0	0- 2	CONFERENCE	0- 0	16- 2	14- 1				
7- 2	0- 0	0- 1	HOME	0- 0	7- 1	6- 1				
8- 2	0- 0	0- 1	AWAY	0- 0	8- 1	7- 0				
1- 0	0- 0	0- 0	NEUTRAL	0- 0	1- 0	1- 0				

RPI	S	Opponent	Score	RPI	S	Opponent	Score	RPI	S	Opponent	Score	RPI	S	Opponent	Score
40	A	Qui nni pi ac	56 62	60	N	Purdue	47 61	115	H	Dartmouth	51 60	119	A	Seton Hall	60 85
40	H	Qui nni pi ac	74 80	75	H	Navy	70 77	139	A	Northeastern	72 78	181	A	Temple	77 83
49	N	Southern Cal i forni a	57 78					197	A	Si ena	67 51	197	A	Si ena	53 58
								197	H	Si ena	73 54	229	A	Boston U.	80 52
								233	A	Ni agara	84 78	233	H	Ni agara	61 68
								238	H	Holy Cross	85 74	250	A	Ri der	80 69
								250	H	Ri der	68 67	251	A	Hawai i	63 70
								262	H	Manhattan	65 40	262	N	Manhattan	84 60
								271	A	Fai rfi eld	48 34	271	H	Fai rfi eld	71 63
								275	A	Massachusetts	88 60	284	A	Monmouth	85 57
								284	H	Monmouth	69 46	285	A	Can i si us	78 53
								285	H	Can i si us	58 47	334	H	Rhode Island	64 42
								340	A	I ona	55 45	340	H	I ona	75 55
								347	A	Saint Peter's	86 53				
LAST 12 Di vi si on I GAMES:															
197	A	Si ena	67 51	285	H	Can i si us	58 47								
262	N	Manhattan	84 60	284	A	Monmouth	85 57								
233	H	Ni agara	61 68	197	H	Si ena	73 54								
340	A	I ona	55 45	340	H	I ona	75 55								
40	H	Qui nni pi ac	74 80	285	A	Can i si us	78 53								
271	A	Fai rfi eld	48 34	233	A	Ni agara	84 78								

Non-Di v I Games:

Marist

Average RPI Win:	142	WON-LOST	WINNING	LAST 10	STRENGTH OF	OPP. STRENGTH	TEAM	ADJ.	CONF.	ADJ CONF.
Average RPI Loss:	40	RECORD	PCT. RANK	GAMES	SCHEDULE	OF SCHEDULE	RPI	RPI	RPI	RPI
DIV. I ONLY	22- 8	51	8- 2	45	54	24	24	6	6	
DIV. I NON-CONF.	6- 5	153	0- 0	35	34	62	62	6	6	

TOTALS	RPI 1-25	RPI 26-50	W-L RECORDS	RPI 51-100	RPI 101-999	RPI 201+				
22- 8	1- 4	3- 2	OVERALL	3- 2	15- 0	8- 0				
12- 1	1- 0	1- 1	HOME	2- 0	8- 0	5- 0				
8- 6	0- 3	2- 1	AWAY	1- 2	5- 0	2- 0				
2- 1	0- 1	0- 0	NEUTRAL	0- 0	2- 0	1- 0				
6- 5	0- 3	0- 1	NON-CONFERENCE	0- 1	6- 0	4- 0				
4- 0	0- 0	0- 0	HOME	0- 0	4- 0	3- 0				
1- 4	0- 2	0- 1	AWAY	0- 1	1- 0	0- 0				
1- 1	0- 1	0- 0	NEUTRAL	0- 0	1- 0	1- 0				
16- 3	1- 1	3- 1	CONFERENCE	3- 1	9- 0	4- 0				
8- 1	1- 0	1- 1	HOME	2- 0	4- 0	2- 0				
7- 2	0- 1	2- 0	AWAY	1- 1	4- 0	2- 0				
1- 0	0- 0	0- 0	NEUTRAL	0- 0	1- 0	0- 0				

RPI 1-25				RPI 26-50				RPI 51-100				RPI 101+			
RPI	S	Opponent	Score	RPI	S	Opponent	Score	RPI	S	Opponent	Score	RPI	S	Opponent	Score
1	A	Notre Dame	85 91	28	A	Villanova	67 57	72	A	St. John's (NY)	76 57	119	A	Seton Hall	81 54
9	N	Tennessee	99 101	28	H	Villanova	90 69	72	H	St. John's (NY)	74 72	119	H	Seton Hall	97 84
23	A	DePaul	83 95	38	A	Michigan	76 82	82	A	New Mexico	87 88	123	A	Butler	78 59
23	H	DePaul	93 81	44	A	Creighton	92 77	98	A	Georgetown	58 85	123	H	Butler	69 67
25	A	Green Bay	55 63	44	H	Creighton	73 74	98	H	Georgetown	71 68	123	N	Butler	73 61

Average RPI Win: 285	WON-LOST RECORD	WINNING PCT. RANK	LAST 10 GAMES	STRENGTH OF SCHEDULE	OPP. STRENGTH OF SCHEDULE	TEAM RPI	ADJ. RPI	CONF. RPI	ADJ CONF. RPI
Average RPI Loss: 160									
DIV. I ONLY	7- 20	293	3- 7	274	187	313	313	18	18
DIV. I NON-CONF.	4- 7	226	0- 0	332	176	324	324	20	20

TOTALS	RPI 1-25	RPI 26-50	W-L RECORDS	RPI 51-100	RPI 101-999	RPI 201+			
7- 20	0- 0	0- 0	OVERALL	0- 6	7- 14	6- 7			
5- 10	0- 0	0- 0	HOME	0- 4	5- 6	4- 3			
2- 10	0- 0	0- 0	AWAY	0- 2	2- 8	2- 4			
0- 0	0- 0	0- 0	NEUTRAL	0- 0	0- 0	0- 0			
4- 7	0- 0	0- 0	NON-CONFERENCE	0- 3	4- 4	4- 1			
3- 4	0- 0	0- 0	HOME	0- 2	3- 2	3- 1			
1- 3	0- 0	0- 0	AWAY	0- 1	1- 2	1- 0			
0- 0	0- 0	0- 0	NEUTRAL	0- 0	0- 0	0- 0			
3- 13	0- 0	0- 0	CONFERENCE	0- 3	3- 10	2- 6			
2- 6	0- 0	0- 0	HOME	0- 2	2- 4	1- 2			
1- 7	0- 0	0- 0	AWAY	0- 1	1- 6	1- 4			
0- 0	0- 0	0- 0	NEUTRAL	0- 0	0- 0	0- 0			

RPI 1-25				RPI 26-50				RPI 51-100				RPI 101+				Team's RPI: 313
RPI	S	Opponent	Score	RPI	S	Opponent	Score	RPI	S	Opponent	Score	RPI	S	Opponent	Score	
								56	A	Western Ky.	50 77	102	H	Middle Tenn.	57 73	
								56	H	Western Ky.	66 86	106	A	Rice	44 87	
								81	H	UAB	62 69	118	A	Cleveland St.	76 85	
								86	A	Kentucky	39 69	124	H	Louisiana Tech	65 74	
								93	H	Penn St.	65 80	154	A	Charlotte	61 67	
								100	H	Ohio	52 54	171	H	Southern Ill.	59 64	
												175	A	Florida	69 74	
												176	H	UTEP	66 64	
												206	A	Southern Miss.	61 70	
												220	A	Fla. Atlantic	59 79	
												220	H	Fla. Atlantic	55 62	
												224	A	North Texas	62 54	
												265	H	UTSA	59 72	
												274	H	Appalachian St.	54 56	
												278	H	Morgan St.	73 68	
												283	A	Old Dominion	53 69	
												300	A	FIU	54 67	
												300	H	FIU	78 75	
												329	A	Tennessee St.	71 65	
												342	H	Longwood	90 45	
												343	H	Winthrop	70 40	

LAST 12 Division I GAMES:																
				220	H	Fla. Atlantic	55 62	265	H	UTSA	59 72					
				224	A	North Texas	62 54	206	A	Southern Miss.	61 70					
				106	A	Rice	44 87	154	A	Charlotte	61 67					
				56	A	Western Ky.	50 77	300	H	FIU	78 75					
				176	H	UTEP	66 64	102	H	Middle Tenn.	57 73					
				81	H	UAB	62 69	56	H	Western Ky.	66 86					

Non-Div I Games: Ky. Christian 111 38 Alice Lloyd 96 46

Marshall

Average RPI	Win:	130	WON-LOST	WINNING	LAST 10	STRENGTH OF	OPP. STRENGTH	TEAM	ADJ.	CONF.	ADJ CONF.
Average RPI	Loss:	32	RECORD	PCT. RANK	GAMES	SCHEDULE	OF SCHEDULE	RPI	RPI	RPI	RPI
DIV. I ONLY		25- 7		35	4- 4	29	16	16	16	3	3
DIV. I NON-CONF.		11- 2		22	1- 0	131	39	39	39	4	4

TOTALS	RPI 1-25		RPI 26-50		W-L RECORDS	RPI 51-100		RPI 101-999		RPI 201+	
25- 7	2- 3		4- 2		OVERALL	9- 2		10- 0		9- 0	
12- 3	2- 1		1- 0		HOME	4- 2		5- 0		5- 0	
10- 3	0- 1		3- 2		AWAY	3- 0		4- 0		3- 0	
3- 1	0- 1		0- 0		NEUTRAL	2- 0		1- 0		1- 0	
11- 2	0- 2		2- 0		NON-CONFERENCE	2- 0		7- 0		7- 0	
6- 1	0- 1		0- 0		HOME	2- 0		4- 0		4- 0	
4- 1	0- 1		2- 0		AWAY	0- 0		2- 0		2- 0	
1- 0	0- 0		0- 0		NEUTRAL	0- 0		1- 0		1- 0	
14- 5	2- 1		2- 2		CONFERENCE	7- 2		3- 0		2- 0	
6- 2	2- 0		1- 0		HOME	2- 2		1- 0		1- 0	
6- 2	0- 0		1- 2		AWAY	3- 0		2- 0		1- 0	
2- 1	0- 1		0- 0		NEUTRAL	2- 0		0- 0		0- 0	

RPI	S	Opponent	Score	RPI	S	Opponent	Score	RPI	S	Opponent	Score	RPI	S	Opponent	Score
2	A	UConn	72 97	30	A	Virginia	60 59	54	H	Indiana	74 70	174	A	Northwestern	68 65
6	H	Ohio St.	99 69	38	A	Michigan	65 71	54	N	Indiana	67 54	204	A	Wisconsin	71 44
6	N	Ohio St.	69 79	39	A	Rutgers	72 54	59	A	Nebraska	64 57	218	A	Akron	75 54
12	H	South Carolina	86 94	39	H	Rutgers	88 60	59	H	Nebraska	77 75	233	H	Niagara	92 65
21	H	Iowa	80 64	41	A	Minnesota	74 93	59	N	Nebraska	66 53	234	H	Illinois	100 65
				50	A	Miami (FL)	79 71	60	H	Purdue	65 75	235	H	Loyola Maryland	114 45
								66	A	Michigan St.	76 68	259	H	Howard	111 49
								66	H	Michigan St.	68 82	292	H	Mt. St. Mary's	97 57
								79	H	George Washington	80 54	301	N	Kennesaw St.	89 35
								84	H	Albany (NY)	91 58	320	A	Coppin St.	113 49
								93	A	Penn St.	69 65				

LAST 12 Division I GAMES:															
		6 N Ohio St.	69 79			41 A Minnesota	74 93								
		59 N Nebraska	66 53			60 H Purdue	65 75								
		54 N Indiana	67 54			39 A Rutgers	72 54								
		50 A Miami (FL)	79 71			66 A Michigan St.	76 68								
		59 H Nebraska	77 75			59 A Nebraska	64 57								
		38 A Michigan	65 71			39 H Rutgers	88 60								

Non-Div I Games:

Maryland

Average RPI Win:	274	WON-LOST	WINNING	LAST 10	STRENGTH OF	OPP. STRENGTH	TEAM	ADJ.	CONF.	ADJ CONF.
Average RPI Loss:	155	RECORD	PCT. RANK	GAMES	SCHEDULE	OF SCHEDULE	RPI	RPI	RPI	RPI
DIV. I ONLY	12- 16	218	5- 5	338	188	275	275	13	13	
DIV. I NON-CONF.	6- 5	153	0- 0	345	333	285	285	10	10	

TOTALS	RPI 1-25	RPI 26-50	W-L RECORDS	RPI 51-100	RPI 101-999	RPI 201+				
12- 16	0- 0	0- 1	OVERALL	1- 3	11- 12	9- 3				
7- 6	0- 0	0- 1	HOME	1- 1	6- 4	5- 0				
4- 10	0- 0	0- 0	AWAY	0- 2	4- 8	3- 3				
1- 0	0- 0	0- 0	NEUTRAL	0- 0	1- 0	1- 0				
6- 5	0- 0	0- 0	NON-CONFERENCE	1- 0	5- 5	5- 2				
3- 2	0- 0	0- 0	HOME	1- 0	2- 2	2- 0				
2- 3	0- 0	0- 0	AWAY	0- 0	2- 3	2- 2				
1- 0	0- 0	0- 0	NEUTRAL	0- 0	1- 0	1- 0				
6- 11	0- 0	0- 1	CONFERENCE	0- 3	6- 7	4- 1				
4- 4	0- 0	0- 1	HOME	0- 1	4- 2	3- 0				
2- 7	0- 0	0- 0	AWAY	0- 2	2- 5	1- 1				
0- 0	0- 0	0- 0	NEUTRAL	0- 0	0- 0	0- 0				

RPI	S	Opponent	Score	RPI	S	Opponent	Score	RPI	S	Opponent	Score	RPI	S	Opponent	Score
				32	H	Dayton	49 78	73	A	Duquesne	57 60	107	A	George Mason	60 71
								79	A	George Washington	49 55	121	A	Saint Louis	64 70
								85	H	Fordham	51 62	121	A	Saint Louis	63 64
								88	H	Liberty	64 61	136	H	Saint Joseph's	79 84
												139	H	Northeastern	54 64
												158	H	Marist	60 88
												186	A	Davidson	81 87
												186	H	Davidson	70 68
												192	A	North Dakota	52 82
												198	A	Richmond	58 49
												198	H	Richmond	39 51
												246	H	La Salle	69 66
												257	A	St. Bonaventure	59 69
												270	H	Towson	72 49
												280	H	VCU	79 75
												282	A	North Dakota St.	70 82
												309	A	UTRGV	59 67
												312	A	Incarnate Word	64 45
												334	A	Rhode Island	61 59
												334	H	Rhode Island	87 50
												341	N	Mississippi Val.	85 46
												347	H	Saint Peter's	81 65
												348	A	UMass Lowell	73 63

LAST 12 Division I GAMES:															
121	A	Saint Louis	64 70	32	H	Dayton	49 78	246	H	La Salle	69 66	198	H	Richmond	39 51
334	H	Rhode Island	87 50	246	H	La Salle	69 66	334	A	Rhode Island	61 59	186	H	Davidson	70 68
198	A	Richmond	58 49	198	H	Richmond	39 51	186	A	Davidson	81 87	79	A	George Washington	49 55
186	H	Davidson	70 68	280	H	VCU	79 75	107	A	George Mason	60 71				

Non-Div I Games: Me.-Fort Kent 111 45 Fisher 121 38

Massachusetts

Average RPI Win:	310	WON-LOST	WINNING	LAST 10	STRENGTH OF	OPP. STRENGTH	TEAM	ADJ.	CONF.	ADJ CONF.
Average RPI Loss:	162	RECORD	PCT. RANK	GAMES	SCHEDULE	OF SCHEDULE	RPI	RPI	RPI	RPI
DIV. I ONLY	9- 17	251	4- 6	281	267	277	277	26	26	
DIV. I NON-CONF.	1- 7	310	0- 0	108	72	277	277	26	26	

TOTALS	RPI 1-25	RPI 26-50	W-L RECORDS	RPI 51-100	RPI 101-999	RPI 201+				
9- 17	0- 2	0- 0	OVERALL	0- 2	9- 13	9- 8				
4- 8	0- 0	0- 0	HOME	0- 1	4- 7	4- 5				
5- 9	0- 2	0- 0	AWAY	0- 1	5- 6	5- 3				
0- 0	0- 0	0- 0	NEUTRAL	0- 0	0- 0	0- 0				
1- 7	0- 2	0- 0	NON-CONFERENCE	0- 0	1- 5	1- 2				
1- 2	0- 0	0- 0	HOME	0- 0	1- 2	1- 1				
0- 5	0- 2	0- 0	AWAY	0- 0	0- 3	0- 1				
0- 0	0- 0	0- 0	NEUTRAL	0- 0	0- 0	0- 0				
8- 10	0- 0	0- 0	CONFERENCE	0- 2	8- 8	8- 6				
3- 6	0- 0	0- 0	HOME	0- 1	3- 5	3- 4				
5- 4	0- 0	0- 0	AWAY	0- 1	5- 3	5- 2				
0- 0	0- 0	0- 0	NEUTRAL	0- 0	0- 0	0- 0				

RPI 1-25				RPI 26-50				RPI 51-100				RPI 101+ Team's RPI: 277			
RPI	S	Opponent	Score	RPI	S	Opponent	Score	RPI	S	Opponent	Score	RPI	S	Opponent	Score
5	A	Bayl or	34 95					89	A	Lamar Uni versi ty	58 83	113	A	SFA	58 73
11	A	Texas	34 100					89	H	Lamar Uni versi ty	72 81	122	H	Tul ane	66 70
												124	A	Loui si ana Tech	62 78
												126	H	Central Ark.	45 51
												159	A	Loui si ana	86 98
												213	A	SMU	59 65
												222	A	New Orleans	62 84
												222	H	New Orleans	64 77
												226	H	A&M-Corpus Christi	70 64
												230	A	Nicholl s St.	51 63
												230	H	Nicholl s St.	54 61
												232	H	Grambl ing	60 75
												255	H	Abilene Christian	75 80
												299	A	Southeastern La.	77 65
												299	H	Southeastern La.	69 47
												310	A	Houston Baptist	86 74
												310	H	Houston Baptist	61 67
												312	A	Incar nate Word	66 57
												335	A	Sam Houston St.	66 63
												336	A	Northwestern St.	60 44
												336	H	Northwestern St.	72 67
												337	H	La. -Monroe	65 61
LAST 12 Division I GAMES:															
				89	H	Lamar Uni versi ty	72 81					299	H	Southeastern La.	69 47
				226	H	A&M-Corpus Christi	70 64					113	A	SFA	58 73
				310	H	Houston Baptist	61 67					336	A	Northwestern St.	60 44
				230	A	Nicholl s St.	51 63					335	A	Sam Houston St.	66 63
				222	A	New Orleans	62 84					89	A	Lamar University	58 83
				126	H	Central Ark.	45 51					310	A	Houston Baptist	86 74

Non-Div I Games: LSU-Alexandria 73 53 Louisiana Col. 84 46 Southern-N. O. 76 61

McNeese

Average RPI Win: 197
Average RPI Loss: 100

WON-LOST
RECORD

WINNING
PCT. RANK

LAST 10
GAMES

STRENGTH OF
SCHEDULE

OPP. STRENGTH
OF SCHEDULE

TEAM
RPI

ADJ.
RPI

CONF.
RPI

ADJ CONF.
RPI

DIV. I ONLY	10- 20	256	3- 7	65	85	189	189	7	7
DIV. I NON-CONF.	5- 8	220	0- 0	85	151	203	203	7	7
<hr/>									
TOTALS	RPI 1-25	RPI 26-50	W-L RECORDS	RPI 51-100	RPI 101-999	RPI 201+			
10- 20	0- 5	0- 2	OVERALL	1- 3	9- 10	3- 2			
7- 8	0- 2	0- 1	HOME	1- 1	6- 4	3- 2			
3- 8	0- 1	0- 1	AWAY	0- 2	3- 4	0- 0			
0- 4	0- 2	0- 0	NEUTRAL	0- 0	0- 2	0- 0			
5- 8	0- 2	0- 0	NON-CONFERENCE	1- 2	4- 4	3- 1			
4- 3	0- 0	0- 0	HOME	1- 1	3- 2	3- 1			
1- 2	0- 0	0- 0	AWAY	0- 1	1- 1	0- 0			
0- 3	0- 2	0- 0	NEUTRAL	0- 0	0- 1	0- 0			
5- 12	0- 3	0- 2	CONFERENCE	0- 1	5- 6	0- 1			
3- 5	0- 2	0- 1	HOME	0- 0	3- 2	0- 1			
2- 6	0- 1	0- 1	AWAY	0- 1	2- 3	0- 0			
0- 1	0- 0	0- 0	NEUTRAL	0- 0	0- 1	0- 0			

RPI 1-25				RPI 26-50				RPI 51-100				RPI 101+ Team's RPI: 189			
RPI	S	Opponent	Score	RPI	S	Opponent	Score	RPI	S	Opponent	Score	RPI	S	Opponent	Score
2	A	UConn	49 97	43	A	UCF	41 61	76	H	IUPUI	57 80	111	A	Cincinnati	53 64
2	H	UConn	36 93	43	H	UCF	40 63	77	A	Houston	55 66	122	H	Tulane	73 60
6	N	Ohio St.	69 100					81	H	UAB	64 62	122	N	Tulane	64 76
14	H	South Fla.	62 81					95	A	Little Rock	57 86	124	A	Louisiana Tech	40 65
23	N	DePaul	67 81									148	A	Wichita St.	61 69
												148	H	Wichita St.	64 77
												150	A	Vanderbilt	71 60
												160	N	Kent St.	55 70
												171	H	Southern Ill.	56 68
												181	A	Temple	83 78
												193	A	East Carolina	62 75
												193	H	East Carolina	72 36
												194	A	Tulsa	69 48
												194	H	Tulsa	65 56
												213	H	SMU	35 53
												232	H	Grambling	57 48
												234	H	Illinois	47 63
												296	H	Jackson St.	64 53
												329	H	Tennessee St.	79 75
<hr/>															
LAST 12 Division I GAMES:															
122	N	Tulane	64 76	213	H	SMU	35 53	77	A	Houston	55 66	43	A	UCF	41 61
181	A	Temple	83 78	43	A	UCF	41 61	148	H	Wichita St.	64 77	2	H	UConn	36 93
194	H	Tulsa	65 56	43	A	UCF	41 61	111	A	Cincinnati	53 64				
43	H	UCF	40 63												
122	H	Tulane	73 60												
193	A	East Carolina	62 75												

Non-Div I Games:

Memphis

Loss, Non-Conf, S Site, H Home A Away N Neutral

Average RPI Win:	205	WON-LOST	WINNING	LAST 10	STRENGTH OF	OPP. STRENGTH	TEAM	ADJ.	CONF.	ADJ CONF.
Average RPI Loss:	41	RECORD	PCT. RANK	GAMES	SCHEDULE	OF SCHEDULE	RPI	RPI	RPI	RPI
DIV. I ONLY	30- 2	5	10- 0	254	139	48	48	17	17	
DIV. I NON-CONF.	13- 2	20	0- 0	238	180	69	69	17	17	

TOTALS	RPI 1-25	RPI 26-50	W-L RECORDS	RPI 51-100	RPI 101-999	RPI 201+				
30- 2	0- 0	1- 1	OVERALL	1- 1	28- 0	15- 0				
13- 1	0- 0	0- 1	HOME	1- 0	12- 0	7- 0				
13- 0	0- 0	1- 0	AWAY	0- 0	12- 0	6- 0				
4- 1	0- 0	0- 0	NEUTRAL	0- 1	4- 0	2- 0				
13- 2	0- 0	1- 1	NON-CONFERENCE	1- 1	11- 0	8- 0				
6- 1	0- 0	0- 1	HOME	1- 0	5- 0	4- 0				
6- 0	0- 0	1- 0	AWAY	0- 0	5- 0	3- 0				
1- 1	0- 0	0- 0	NEUTRAL	0- 1	1- 0	1- 0				
17- 0	0- 0	0- 0	CONFERENCE	0- 0	17- 0	7- 0				
7- 0	0- 0	0- 0	HOME	0- 0	7- 0	3- 0				
7- 0	0- 0	0- 0	AWAY	0- 0	7- 0	3- 0				
3- 0	0- 0	0- 0	NEUTRAL	0- 0	3- 0	1- 0				

RPI 1-25				RPI 26-50				Team's RPI: 48				RPI 51-100				RPI 101+			
RPI	S	Opponent	Score	RPI	S	Opponent	Score	RPI	S	Opponent	Score	RPI	S	Opponent	Score	RPI	S	Opponent	Score
26	H	Georgia	54 72	43	A	UCF	73 64	56	N	Western Ky.	62 67	79	H	George Washington	61 44	105	A	Chattanooga	71 50
																105	H	Chattanooga	65 56
																109	A	ETSU	85 65
																109	H	ETSU	63 48
																109	N	ETSU	68 53
																116	A	North Carolina	97 86
																154	A	Charlotte	90 74
																156	A	Samford	73 59
																156	H	Samford	48 45
																156	N	Samford	81 44
																186	H	Davidson	69 54
																190	A	Furman	86 64
																190	H	Furman	65 53
																217	A	UNCG	57 54
																217	H	UNCG	80 57
																220	A	Fla. Atlantic	66 55
																225	A	UNC Asheville	67 56
																256	A	Campbell	58 57
																259	H	Howard	70 44
																280	N	VCU	70 54
																303	A	Wofford	71 46
																303	H	Wofford	80 39
																308	A	Western Caro.	53 46
																308	H	Western Caro.	72 50
																308	N	Western Caro.	75 44
																322	H	South Carolina St.	74 53
																327	H	Ga. Southern	72 45
																343	H	Winthrop	93 45
								LAST 12 Division I GAMES:											

Average RPI	Win:	140	WON-LOST	WINNING	LAST 10	STRENGTH OF	OPP. STRENGTH	TEAM	ADJ.	CONF.	ADJ CONF.
Average RPI	Loss:	44	RECORD	PCT. RANK	GAMES	SCHEDULE	OF SCHEDULE	RPI	RPI	RPI	RPI
DIV. I ONLY		21- 10		79	7- 3	46	14	50	50	1	1
DIV. I NON-CONF.		10- 3		52	0- 0	178	87	102	102	1	1

TOTALS	RPI 1-25		RPI 26-50		W-L RECORDS		RPI 51-100		RPI 101-999		RPI 201+
21- 10	2- 6		2- 0		OVERALL		5- 2		12- 2		6- 0
13- 5	2- 3		1- 0		HOME		4- 1		6- 1		4- 0
5- 4	0- 2		1- 0		AWAY		1- 1		3- 1		1- 0
3- 1	0- 1		0- 0		NEUTRAL		0- 0		3- 0		1- 0
10- 3	0- 1		0- 0		NON-CONFERENCE		3- 1		7- 1		5- 0
8- 2	0- 1		0- 0		HOME		3- 1		5- 0		4- 0
0- 1	0- 0		0- 0		AWAY		0- 0		0- 1		0- 0
2- 0	0- 0		0- 0		NEUTRAL		0- 0		2- 0		1- 0
11- 7	2- 5		2- 0		CONFERENCE		2- 1		5- 1		1- 0
5- 3	2- 2		1- 0		HOME		1- 0		1- 1		0- 0
5- 3	0- 2		1- 0		AWAY		1- 1		3- 0		1- 0
1- 1	0- 1		0- 0		NEUTRAL		0- 0		1- 0		0- 0

RPI 1-25				RPI 26-50				Team's RPI: 50				RPI 51-100				RPI 101+			
RPI	S	Opponent	Score	RPI	S	Opponent	Score	RPI	S	Opponent	Score	RPI	S	Opponent	Score	RPI	S	Opponent	Score
1	A	Notre Dame	76 83	30	A	Vi rgi ni a	77 62	66	H	Mi chi gan St.	67 57	108	H	Wake Forest	50 61				
3	H	Louisville	74 84	35	H	Syracuse	72 67	67	A	Vi rgi ni a Tech	82 78	108	N	Wake Forest	68 60				
8	A	Florida St.	67 105					67	H	Vi rgi ni a Tech	76 46	116	A	North Carolina	92 72				
8	H	Florida St.	71 91					68	A	Georgi a Tech	51 70	131	H	Bethune-Cookman	85 39				
8	N	Florida St.	69 73					72	H	St. John' s (NY)	64 74	144	A	Col orado	61 67				
16	H	Maryland	71 79					74	H	Maine	80 70	166	A	Clemson	72 60				
17	H	NC State	52 48					86	H	Kentucky	65 54	171	N	Southern Ill.	75 65				
18	H	Duke	51 48									183	H	Pittsburgh	82 58				
												207	A	Boston College	65 43				
												222	H	New Orleans	76 46				
												268	N	Sacramento St.	82 56				
												291	H	Vermont	73 49				
												300	H	FIU	77 69				
												316	H	Alabama St.	79 31				

LAST 12 Division I GAMES:																			
8	N	Florida St.	69 73	8	H	Florida St.	71 91	108	N	Wake Forest	68 60	17	H	NC State	52 48	116	A	North Carolina	92 72
67	H	Vi rgi ni a Tech	76 46	67	H	Vi rgi ni a Tech	76 46	67	A	Vi rgi ni a Tech	82 78	67	A	Vi rgi ni a Tech	82 78	3	H	Loui svi lle	74 84
68	A	Georgi a Tech	51 70	30	A	Vi rgi ni a	77 62	207	A	Boston Col lege	65 43								
30	A	Vi rgi ni a	77 62	183	H	Pi ttsburgh	82 58												

Non-Div I Games:

Miami (FL)

Average RPI Win:	192	WON-LOST	WINNING	LAST 10	STRENGTH OF	OPP. STRENGTH	TEAM	ADJ.	CONF.	ADJ CONF.
Average RPI Loss:	80	RECORD	PCT. RANK	GAMES	SCHEDULE	OF SCHEDULE	RPI	RPI	RPI	RPI
DIV. I ONLY	20- 9	69	9- 1	157	96	83	83	8	8	
DIV. I NON-CONF.	8- 3	65	0- 0	250	295	97	97	8	8	

TOTALS	RPI 1-25	RPI 26-50	W-L RECORDS	RPI 51-100	RPI 101-999	RPI 201+				
20- 9	0- 3	0- 1	OVERALL	4- 1	16- 4	10- 1				
11- 3	0- 2	0- 0	HOME	2- 0	9- 1	6- 1				
8- 6	0- 1	0- 1	AWAY	2- 1	6- 3	4- 0				
1- 0	0- 0	0- 0	NEUTRAL	0- 0	1- 0	0- 0				
8- 3	0- 0	0- 0	NON-CONFERENCE	1- 1	7- 2	5- 0				
5- 0	0- 0	0- 0	HOME	0- 0	5- 0	4- 0				
2- 3	0- 0	0- 0	AWAY	1- 1	1- 2	1- 0				
1- 0	0- 0	0- 0	NEUTRAL	0- 0	1- 0	0- 0				
12- 6	0- 3	0- 1	CONFERENCE	3- 0	9- 2	5- 1				
6- 3	0- 2	0- 0	HOME	2- 0	4- 1	2- 1				
6- 3	0- 1	0- 1	AWAY	1- 0	5- 1	3- 0				
0- 0	0- 0	0- 0	NEUTRAL	0- 0	0- 0	0- 0				

RPI 1-25				RPI 26-50				RPI 51-100				Team's RPI: 83				RPI 101+			
RPI	S	Opponent	Score	RPI	S	Opponent	Score	RPI	S	Opponent	Score	RPI	S	Opponent	Score	RPI	S	Opponent	Score
19	A	Buffalo	67 72	34	A	Ball St.	61 86	60	A	Purdue	66 75	104	A	Western Mich.	70 81				
19	H	Buffalo	49 64					71	H	Toledo	67 58	111	A	Cincinnati	62 73				
20	H	Central Mich.	66 84					76	A	IUPUI	96 83	134	A	Northern Ill.	77 62				
								100	A	Ohio	78 56	134	H	Northern Ill.	67 65				
								100	H	Ohio	64 55	143	A	Loyola Marymount	71 84				
												160	A	Kent St.	65 59				
												160	H	Kent St.	58 35				
												161	H	Jacksonville St.	58 55				
												177	N	Denver	69 52				
												203	A	Bowling Green	66 62				
												203	H	Bowling Green	92 64				
												214	A	Eastern Mich.	73 69				
												214	H	Eastern Mich.	59 74				
												218	A	Akron	77 50				
												218	H	Akron	75 67				
												260	A	Indiana St.	68 56				
												285	H	Canisius	72 47				
												298	H	Valparaiso	77 68				
												326	H	Detroit Mercy	91 64				
												339	H	Florida A&M	73 33				
LAST 12 Division I GAMES:																			
160	H	Kent St.	58 35	71	H	Toledo	67 58	203	A	Bowling Green	66 62								
100	A	Ohio	78 56	134	A	Northern Ill.	77 62	100	H	Ohio	64 55								
203	H	Bowling Green	92 64	214	A	Eastern Mich.	73 69	104	A	Western Mich.	70 81								
218	A	Akron	77 50																
160	A	Kent St.	65 59																
19	H	Buffalo	49 64																

Non-Div I Games:

Miami (OH)

Average RPI Win:	152	WON-LOST	WINNING	LAST 10	STRENGTH OF	OPP. STRENGTH	TEAM	ADJ.	CONF.	ADJ CONF.
Average RPI Loss:	33	RECORD	PCT. RANK	GAMES	SCHEDULE	OF SCHEDULE	RPI	RPI	RPI	RPI
DIV. I ONLY	22- 9	63	3- 5	53	39	38	38	3	3	
DIV. I NON-CONF.	11- 2	22	0- 0	149	86	45	45	4	4	

TOTALS	RPI 1-25	RPI 26-50	W-L RECORDS	RPI 51-100	RPI 101-999	RPI 201+				
22- 9	3- 4	0- 2	OVERALL	7- 3	12- 0	7- 0				
14- 3	2- 2	0- 0	HOME	4- 1	8- 0	4- 0				
7- 5	1- 2	0- 2	AWAY	2- 1	4- 0	3- 0				
1- 1	0- 0	0- 0	NEUTRAL	1- 1	0- 0	0- 0				
11- 2	1- 2	0- 0	NON-CONFERENCE	2- 0	8- 0	5- 0				
8- 1	1- 1	0- 0	HOME	1- 0	6- 0	3- 0				
3- 1	0- 1	0- 0	AWAY	1- 0	2- 0	2- 0				
0- 0	0- 0	0- 0	NEUTRAL	0- 0	0- 0	0- 0				
11- 7	2- 2	0- 2	CONFERENCE	5- 3	4- 0	2- 0				
6- 2	1- 1	0- 0	HOME	3- 1	2- 0	1- 0				
4- 4	1- 1	0- 2	AWAY	1- 1	2- 0	1- 0				
1- 1	0- 0	0- 0	NEUTRAL	1- 1	0- 0	0- 0				

RPI 1-25				RPI 26-50				Team's RPI: 38				RPI 51-100				RPI 101+			
RPI	S	Opponent	Score	RPI	S	Opponent	Score	RPI	S	Opponent	Score	RPI	S	Opponent	Score	RPI	S	Opponent	Score
1	H	Notre Dame	63 83	39	A	Rutgers	56 63	54	H	Indiana	84 79	107	H	George Mason	75 61				
3	A	Louisville	49 74	41	A	Minnesota	87 93	59	A	Nebraska	69 64	160	H	Kent St.	54 41				
6	A	Ohio St.	84 75					59	N	Nebraska	54 61	174	A	Northwestern	80 59				
6	H	Ohio St.	71 78					60	H	Purdue	79 81	174	H	Northwestern	84 63				
16	H	Maryland	71 65					66	A	Michigan St.	61 66	188	H	Oakland	78 69				
21	A	Iowa	72 82					66	H	Michigan St.	74 48	204	A	Wisconsin	80 57				
24	H	Marquette	82 76					88	H	Liberty	74 50	234	H	Illinois	86 42				
								93	H	Penn St.	89 69	241	H	North Florida	79 34				
								93	N	Penn St.	77 48	272	A	LIU Brooklyn	86 49				
								100	A	Ohio	74 61	324	H	Fort Wayne	77 45				
												326	A	Detroit Mercy	86 50				
												332	H	Delaware St.	105 36				

LAST 12 Division I GAMES:																			
		59 N Nebraska	54 61			39 A Rutgers	56 63			60 H Purdue	79 81								
		93 N Penn St.	77 48			60 H Purdue	79 81			174 A Northwestern	80 59								
		16 H Maryland	71 65			66 H Michigan St.	74 48			234 H Illinois	86 42								
		41 A Minnesota	87 93			6 A Ohio St.	84 75												
		66 A Michigan St.	61 66																
		174 H Northwestern	84 63																

Non-Div I Games:

Mi chi gan

Average RPI	Win: 155	WON-LOST RECORD	WINNING PCT. RANK	LAST 10 GAMES	STRENGTH OF SCHEDULE	OPP. STRENGTH OF SCHEDULE	TEAM RPI	ADJ. RPI	CONF. RPI	ADJ CONF. RPI
Average RPI	Loss: 36									
DIV. I ONLY	17- 13	129	3- 7	30	25	66	66	3	3	
DIV. I NON-CONF.	10- 3	52	0- 0	87	44	36	36	4	4	

TOTALS	RPI 1-25	RPI 26-50	W-L RECORDS	RPI 51-100	RPI 101-999	RPI 201+				
17- 13	2- 5	2- 4	OVERALL	2- 4	11- 0	6- 0				
9- 5	0- 2	2- 1	HOME	0- 2	7- 0	3- 0				
6- 6	1- 2	0- 3	AWAY	2- 1	3- 0	2- 0				
2- 2	1- 1	0- 0	NEUTRAL	0- 1	1- 0	1- 0				
10- 3	1- 2	1- 1	NON-CONFERENCE	0- 0	8- 0	4- 0				
6- 0	0- 0	1- 0	HOME	0- 0	5- 0	2- 0				
2- 2	0- 1	0- 1	AWAY	0- 0	2- 0	1- 0				
2- 1	1- 1	0- 0	NEUTRAL	0- 0	1- 0	1- 0				
7- 10	1- 3	1- 3	CONFERENCE	2- 4	3- 0	2- 0				
3- 5	0- 2	1- 1	HOME	0- 2	2- 0	1- 0				
4- 4	1- 1	0- 2	AWAY	2- 1	1- 0	1- 0				
0- 1	0- 0	0- 0	NEUTRAL	0- 1	0- 0	0- 0				

RPI 1-25				RPI 26-50				RPI 51-100				RPI 101+			
RPI	S	Opponent	Score	RPI	S	Opponent	Score	RPI	S	Opponent	Score	RPI	S	Opponent	Score
1	A	Notre Dame	59 90	38	A	Mi ch i g a n	48 74	54	A	I n d i a n a	68 46	104	H	Western Mi ch.	65 62
2	N	UConn	62 96	38	H	Mi ch i g a n	66 61	54	H	I n d i a n a	65 69	109	A	ETSU	83 74
6	A	Ohio St.	62 78	39	H	Rutgers	58 61	54	N	I n d i a n a	109 111	132	H	Robert Morris	100 58
14	N	South Fla.	83 73	40	H	Qui nni pi ac	74 55	59	H	Nebraska	69 79	174	H	Northwestern	81 51
16	A	Maryl and	82 68	41	A	Mi nnesota	77 83	60	A	Purdue	82 68	188	H	Oakl and	95 63
16	H	Maryl and	68 76	50	A	Mi ami (FL)	57 67	93	A	Penn St.	59 74	204	H	Wi sconsi n	69 61
21	H	Iowa	68 71									234	A	I l l i n o i s	67 55
												263	H	Col . of Charleston	107 43
												326	A	Detroit Mercy	97 60
												334	H	Rhode Island	82 38
												341	N	Mi ssi ssi ppi Val .	83 64

Team's RPI: 66															
LAST 12 Division I GAMES:															
54	N	I n d i a n a	109 111	93	A	Penn St.	59 74	21	H	Iowa	68 71	6	A	Ohio St.	62 78
60	A	Purdue	82 68	21	H	Iowa	68 71	6	A	Ohio St.	62 78	38	A	Mi ch i g a n	48 74
204	H	Wi sconsi n	69 61	6	A	Ohio St.	62 78	38	A	Mi ch i g a n	48 74	54	H	I n d i a n a	65 69
59	H	Nebraska	69 79	38	A	Mi ch i g a n	48 74	54	H	I n d i a n a	65 69	234	A	I l l i n o i s	67 55
38	H	Mi ch i g a n	66 61	54	H	I n d i a n a	65 69								
16	H	Maryl and	68 76												

Non-Di v I Games:

Mi ch i g a n St.

Average RPI Win:	223	WON-LOST	WINNING	LAST 10	STRENGTH OF	OPP. STRENGTH	TEAM	ADJ.	CONF.	ADJ CONF.
Average RPI Loss:	92	RECORD	PCT. RANK	GAMES	SCHEDULE	OF SCHEDULE	RPI	RPI	RPI	RPI
DIV. I ONLY	18- 11	103	7- 3	160	125	102	102	18	18	
DIV. I NON-CONF.	8- 5	111	0- 0	254	50	122	122	20	20	

TOTALS	RPI 1-25	RPI 26-50	W-L RECORDS	RPI 51-100	RPI 101-999	RPI 201+				
18- 11	0- 1	0- 1	OVERALL	1- 5	17- 4	11- 1				
9- 4	0- 0	0- 0	HOME	1- 2	8- 2	5- 1				
8- 6	0- 1	0- 0	AWAY	0- 3	8- 2	5- 0				
1- 1	0- 0	0- 1	NEUTRAL	0- 0	1- 0	1- 0				
8- 5	0- 1	0- 1	NON-CONFERENCE	1- 1	7- 2	5- 0				
5- 0	0- 0	0- 0	HOME	1- 0	4- 0	3- 0				
2- 4	0- 1	0- 0	AWAY	0- 1	2- 2	1- 0				
1- 1	0- 0	0- 1	NEUTRAL	0- 0	1- 0	1- 0				
10- 6	0- 0	0- 0	CONFERENCE	0- 4	10- 2	6- 1				
4- 4	0- 0	0- 0	HOME	0- 2	4- 2	2- 1				
6- 2	0- 0	0- 0	AWAY	0- 2	6- 0	4- 0				
0- 0	0- 0	0- 0	NEUTRAL	0- 0	0- 0	0- 0				

RPI 1-25				RPI 26-50				RPI 51-100				RPI 101+ Team's RPI: 102							
RPI	S	Opponent	Score	RPI	S	Opponent	Score	RPI	S	Opponent	Score	RPI	S	Opponent	Score				
3	A	Louisville	26 80	49	N	Southern California	57 72	56	A	Western Ky.	43 57	106	H	Rice	51 41				
								56	H	Western Ky.	60 76	122	A	Tulane	44 62				
								68	A	Georgia Tech	45 48	124	H	Louisiana Tech	49 66				
								81	A	UAB	58 65	150	A	Vanderbilt	65 54				
								81	H	UAB	51 59	154	A	Charlotte	54 53				
								86	H	Kentucky	62 57	154	H	Charlotte	64 45				
												163	A	Ole Miss	56 65				
												176	A	UTEP	54 45				
												180	H	Troy	73 57				
												206	H	Southern Miss.	53 61				
												220	A	Fla. Atlantic	69 65				
												224	H	North Texas	56 48				
												225	A	UNC Asheville	72 57				
												261	H	Lipscomb	72 48				
												265	A	UTSA	62 47				
												283	H	Old Dominion	65 47				
												285	N	Canisius	55 45				
												300	A	FIU	63 59				
												311	H	Tennessee Tech	58 44				
												313	A	Marshall	73 57				
												320	H	Coppin St.	69 39				

LAST 12 Division I GAMES:																			
283	H	Old Dominion	65 47	220	A	Fla. Atlantic	69 65	124	H	Louisiana Tech	49 66								
154	A	Charlotte	54 53	154	H	Charlotte	64 45	313	A	Marshall	73 57								
81	A	UAB	58 65	206	H	Southern Miss.	53 61	224	H	North Texas	56 48								
106	H	Rice	51 41																
56	H	Western Ky.	60 76																
300	A	FIU	63 59																

Non-Div I Games:

Middle Tenn.

Average RPI Win:	225	WON-LOST	WINNING	LAST 10	STRENGTH OF	OPP. STRENGTH	TEAM	ADJ.	CONF.	ADJ CONF.
Average RPI Loss:	102	RECORD	PCT. RANK	GAMES	SCHEDULE	OF SCHEDULE	RPI	RPI	RPI	RPI
DIV. I ONLY	20- 11	90	5- 5	220	150	127	127	11	11	
DIV. I NON-CONF.	9- 3	61	0- 0	288	179	114	114	15	15	

TOTALS	RPI 1-25	RPI 26-50	W-L RECORDS	RPI 51-100	RPI 101-999	RPI 201+				
20- 11	0- 3	0- 0	OVERALL	3- 4	17- 4	12- 1				
8- 5	0- 2	0- 0	HOME	1- 1	7- 2	5- 1				
11- 4	0- 1	0- 0	AWAY	2- 2	9- 1	6- 0				
1- 2	0- 0	0- 0	NEUTRAL	0- 1	1- 1	1- 0				
9- 3	0- 1	0- 0	NON-CONFERENCE	1- 2	8- 0	7- 0				
3- 1	0- 1	0- 0	HOME	0- 0	3- 0	3- 0				
5- 1	0- 0	0- 0	AWAY	1- 1	4- 0	3- 0				
1- 1	0- 0	0- 0	NEUTRAL	0- 1	1- 0	1- 0				
11- 8	0- 2	0- 0	CONFERENCE	2- 2	9- 4	5- 1				
5- 4	0- 1	0- 0	HOME	1- 1	4- 2	2- 1				
6- 3	0- 1	0- 0	AWAY	1- 1	5- 1	3- 0				
0- 1	0- 0	0- 0	NEUTRAL	0- 0	0- 1	0- 0				

RPI 1-25				RPI 26-50				RPI 51-100				RPI 101+ Team's RPI: 127			
RPI	S	Opponent	Score	RPI	S	Opponent	Score	RPI	S	Opponent	Score	RPI	S	Opponent	Score
24	H	Marquette	68 83					70	A	Drake	73 77	118	A	Cleveland St.	69 63
25	A	Green Bay	29 52					76	A	IUPUI	67 60	118	H	Cleveland St.	79 72
25	H	Green Bay	36 65					76	H	IUPUI	68 70	145	A	Youngstown St.	85 86
								77	N	Houston	59 74	145	H	Youngstown St.	62 61
								92	A	Wright St.	51 56	145	N	Youngstown St.	58 62
								92	H	Wright St.	59 53	174	A	Northwestern	66 57
								96	A	Western Ill.	77 67	188	A	Oakland	74 62
												188	H	Oakland	75 80
												204	A	Wisconsin	67 64
												216	N	CSUN	58 50
												239	H	Illinois St.	61 59
												254	A	Northern Ky.	52 49
												254	H	Northern Ky.	57 60
												282	H	North Dakota St.	74 38
												305	H	Loyola Chicago	63 41
												324	A	Fort Wayne	60 48
												326	A	Detroit Mercy	70 61
												326	H	Detroit Mercy	90 45
												331	A	Ill.-Chicago	76 53
												331	H	Ill.-Chicago	59 44
												346	A	Chicago St.	84 59

LAST 12 Division I GAMES:															
145	N	Youngstown St.	58 62	25	H	Green Bay	36 65	254	H	Northern Ky.	57 60	92	H	Wright St.	59 53
188	H	Oakland	75 80	254	H	Northern Ky.	57 60	92	H	Wright St.	59 53	331	H	Ill.-Chicago	59 44
326	H	Detroit Mercy	90 45	92	H	Wright St.	59 53	331	H	Ill.-Chicago	59 44	76	A	IUPUI	68 70
76	A	IUPUI	67 60	331	H	Ill.-Chicago	59 44	76	H	IUPUI	68 70	326	A	Detroit Mercy	70 61
118	A	Cleveland St.	69 63	76	H	IUPUI	68 70	326	A	Detroit Mercy	70 61				
145	A	Youngstown St.	85 86	326	A	Detroit Mercy	70 61								

Non-Div I Games:

Milwaukee

Average RPI	Win:	146	WON-LOST	WINNING	LAST 10	STRENGTH OF	OPP. STRENGTH	TEAM	ADJ.	CONF.	ADJ CONF.
Average RPI	Loss:	59	RECORD	PCT. RANK	GAMES	SCHEDULE	OF SCHEDULE	RPI	RPI	RPI	RPI
DIV. I ONLY		23- 8	49	7- 3	96	31	41	41	3	3	
DIV. I NON-CONF.		11- 2	22	0- 0	306	69	75	75	4	4	

TOTALS	RPI 1-25		RPI 26-50		W-L RECORDS		RPI 51-100		RPI 101-999		RPI 201+
23- 8	3- 3		1- 1		OVERALL		6- 2		13- 2		9- 0
13- 2	2- 0		1- 0		HOME		2- 2		8- 0		6- 0
8- 5	0- 2		0- 1		AWAY		4- 0		4- 2		3- 0
2- 1	1- 1		0- 0		NEUTRAL		0- 0		1- 0		0- 0
11- 2	0- 0		0- 0		NON-CONFERENCE		2- 0		9- 2		6- 0
7- 0	0- 0		0- 0		HOME		0- 0		7- 0		5- 0
3- 2	0- 0		0- 0		AWAY		2- 0		1- 2		1- 0
1- 0	0- 0		0- 0		NEUTRAL		0- 0		1- 0		0- 0
12- 6	3- 3		1- 1		CONFERENCE		4- 2		4- 0		3- 0
6- 2	2- 0		1- 0		HOME		2- 2		1- 0		1- 0
5- 3	0- 2		0- 1		AWAY		2- 0		3- 0		2- 0
1- 1	1- 1		0- 0		NEUTRAL		0- 0		0- 0		0- 0

RPI	S	Opponent	Score	RPI	S	Opponent	Score	Team's RPI: 41	RPI	S	Opponent	Score	RPI	S	Opponent	Score
6	A	Ohio St.	75 91	38	H	Michigan	93 87		54	H	Indiana	70 82	108	N	Wake Forest	93 81
6	N	Ohio St.	88 90	39	A	Rutgers	70 80		59	H	Nebraska	74 79	116	A	North Carolina	83 88
16	H	Maryland	93 74						60	A	Purdue	78 74	140	H	Cal Poly	112 68
21	A	Iowa	84 92						66	H	Michigan St.	83 77	172	A	San Diego	69 72
21	H	Iowa	77 72						87	A	UNLV	79 72	174	A	Northwestern	90 63
21	N	Iowa	90 89						93	A	Penn St.	91 71	196	H	Lehigh	107 73
									93	H	Penn St.	101 68	204	A	Wisconsin	71 61
									98	A	Georgetown	73 63	204	H	Wisconsin	90 65
													207	H	Boston College	78 68
													214	H	Eastern Mich.	80 56
													223	H	Xavier	74 62
													234	A	Illinois	84 75
													247	H	UC Riverside	101 75
													280	H	VCU	108 63
													334	A	Rhode Island	82 60

LAST 12 Division I GAMES:																
6	N	Ohio St.	88 90	93	H	Penn St.	101 68		60	A	Purdue	78 74				
21	N	Iowa	90 89	21	A	Iowa	84 92		204	A	Wisconsin	71 61				
234	A	Illinois	84 75	21	A	Iowa	84 92		21	H	Iowa	77 72				
54	H	Indiana	70 82	204	A	Wisconsin	71 61		204	H	Wisconsin	90 65				
16	H	Maryland	93 74													
38	H	Michigan	93 87													

Non-Div I Games:

Minnesota

Average RPI Win:	101	WON-LOST	WINNING	LAST 10	STRENGTH OF	OPP. STRENGTH	TEAM	ADJ.	CONF.	ADJ CONF.
Average RPI Loss:	12	RECORD	PCT. RANK	GAMES	SCHEDULE	OF SCHEDULE	RPI	RPI	RPI	RPI
DIV. I ONLY	32- 1	2	9- 1	23	12	4	4	2	2	
DIV. I NON-CONF.	14- 0	1	0- 0	37	36	4	4	2	2	

TOTALS	RPI 1-25	RPI 26-50	W-L RECORDS	RPI 51-100	RPI 101-999	RPI 201+				
32- 1	7- 1	4- 0	OVERALL	9- 0	12- 0	4- 0				
16- 0	3- 0	1- 0	HOME	5- 0	7- 0	3- 0				
9- 0	2- 0	2- 0	AWAY	2- 0	3- 0	0- 0				
7- 1	2- 1	1- 0	NEUTRAL	2- 0	2- 0	1- 0				
14- 0	2- 0	2- 0	NON-CONFERENCE	5- 0	5- 0	4- 0				
8- 0	1- 0	1- 0	HOME	3- 0	3- 0	3- 0				
1- 0	0- 0	0- 0	AWAY	1- 0	0- 0	0- 0				
5- 0	1- 0	1- 0	NEUTRAL	1- 0	2- 0	1- 0				
18- 1	5- 1	2- 0	CONFERENCE	4- 0	7- 0	0- 0				
8- 0	2- 0	0- 0	HOME	2- 0	4- 0	0- 0				
8- 0	2- 0	2- 0	AWAY	1- 0	3- 0	0- 0				
2- 1	1- 1	0- 0	NEUTRAL	1- 0	0- 0	0- 0				

RPI	S	Opponent	Score	RPI	S	Opponent	Score	RPI	S	Opponent	Score	RPI	S	Opponent	Score
7	H	Oregon	90 79	26	A	Georgia	86 62	55	N	Arizona St.	65 57	101	H	Auburn	82 61
9	A	Tennessee	71 52	27	A	LSU	83 70	57	H	Oklahoma St.	79 76	146	H	Arkansas	111 69
12	H	South Carolina	67 53	30	H	Virginia	68 53	74	H	Maine	83 43	150	A	Vanderbilt	95 50
12	N	South Carolina	51 62	35	N	Syracuse	76 65	86	A	Kentucky	85 63	159	N	Louisiana	94 37
15	H	Texas A&M	76 55					86	H	Kentucky	74 55	163	A	Ole Miss	69 49
15	N	Texas A&M	70 55					86	N	Kentucky	81 58	163	H	Ole Miss	76 45
22	A	Missouri	57 53					87	A	UNLV	103 63	175	A	Florida	98 50
25	N	Green Bay	67 46					94	H	Alabama	75 61	175	H	Florida	90 53
								95	H	Little Rock	86 48	206	H	Southern Miss.	91 56
												211	N	Columbia	90 54
												306	H	Georgia St.	106 50
												341	H	Mississippi Val.	112 36

LAST 12 Division I GAMES:															
12	N	South Carolina	51 62	150	A	Vanderbilt	95 50								
15	N	Texas A&M	70 55	86	H	Kentucky	74 55								
86	N	Kentucky	81 58	175	A	Florida	98 50								
86	A	Kentucky	85 63	12	H	South Carolina	67 53								
101	H	Auburn	82 61	22	A	Missouri	57 53								
15	H	Texas A&M	76 55	163	A	Ole Miss	69 49								

Non-Div I Games:

Mississippi St.

Average RPI Win:	293	WON-LOST	WINNING	LAST 10	STRENGTH OF	OPP. STRENGTH	TEAM	ADJ.	CONF.	ADJ CONF.
Average RPI Loss:	214	RECORD	PCT. RANK	GAMES	SCHEDULE	OF SCHEDULE	RPI	RPI	RPI	RPI
DIV. I ONLY	2- 28	345	1- 9	238	338	341	341	32	32	
DIV. I NON-CONF.	0- 12	337	0- 0	50	172	291	291	32	32	

TOTALS	RPI 1-25	RPI 26-50	W-L RECORDS	RPI 51-100	RPI 101-999	RPI 201+				
2- 28	0- 1	0- 1	OVERALL	0- 4	2- 22	2- 19				
1- 9	0- 0	0- 0	HOME	0- 0	1- 9	1- 8				
1- 14	0- 0	0- 0	AWAY	0- 0	1- 3	1- 2				
0- 5	0- 0	0- 1	NEUTRAL	0- 2	0- 2	0- 2				
0- 12	0- 1	0- 1	NON-CONFERENCE	0- 4	0- 6	0- 5				
0- 1	0- 0	0- 0	HOME	0- 0	0- 1	0- 1				
0- 6	0- 1	0- 0	AWAY	0- 2	0- 3	0- 2				
0- 5	0- 0	0- 1	NEUTRAL	0- 2	0- 2	0- 2				
2- 16	0- 0	0- 0	CONFERENCE	0- 0	2- 16	2- 14				
1- 8	0- 0	0- 0	HOME	0- 0	1- 8	1- 7				
1- 8	0- 0	0- 0	AWAY	0- 0	1- 8	1- 7				
0- 0	0- 0	0- 0	NEUTRAL	0- 0	0- 0	0- 0				

RPI 1-25				RPI 26-50				RPI 51-100				RPI 101+				Team's RPI: 341
RPI	S	Opponent	Score	RPI	S	Opponent	Score	RPI	S	Opponent	Score	RPI	S	Opponent	Score	
4	A	Mississippi St.	36 112	32	N	Dayton	46 65	56	A	Western Ky.	48 87	144	A	Colorado	48 85	
								66	N	Michigan St.	64 83	179	A	Southern U.	58 66	
								70	N	Drake	60 96	179	H	Southern U.	54 70	
								81	A	UAB	72 87	206	A	Southern Miss.	69 84	
												221	A	Texas Southern	39 55	
												221	H	Texas Southern	53 72	
												230	H	Nicholls St.	57 62	
												232	A	Grambling	55 64	
												232	H	Grambling	62 64	
												245	A	Prairie View	73 78	
												245	H	Prairie View	74 75	
												265	N	UTSA	55 68	
												275	N	Massachusetts	46 85	
												290	A	Alcorn	62 61	
												290	H	Alcorn	70 76	
												294	A	Murray St.	63 64	
												296	A	Jackson St.	67 68	
												296	H	Jackson St.	72 61	
												314	A	Alabama A&M	48 65	
												314	H	Alabama A&M	49 57	
												316	A	Alabama St.	41 76	
												316	H	Alabama St.	62 70	
												333	A	Ark. -Pine Bluff	64 79	
												333	H	Ark. -Pine Bluff	59 64	

LAST 12 Division I GAMES:																
333	A	Ark. -Pine Bluff	64 79	290	A	Alcorn	62 61	314	H	Alabama A&M	49 57	316	H	Alabama St.	62 70	
232	A	Grambling	55 64	314	H	Alabama A&M	49 57	316	H	Alabama St.	62 70	232	H	Grambling	62 64	
296	A	Jackson St.	67 68	316	H	Alabama St.	62 70	232	H	Grambling	62 64	296	H	Jackson St.	72 61	
245	H	Prairie View	74 75	232	H	Grambling	62 64	296	H	Jackson St.	72 61	245	A	Prairie View	73 78	
221	H	Texas Southern	53 72	296	H	Jackson St.	72 61	245	A	Prairie View	73 78					
179	A	Southern U.	58 66													

Non-Div I Games:

Mississippi Val.

RPI 1-25				Team's RPI: 22				RPI 26-50				RPI 51-100				RPI 101+			
RPI	S	Opponent	Score	RPI	S	Opponent	Score	RPI	S	Opponent	Score	RPI	S	Opponent	Score	RPI	S	Opponent	Score
4	H	Mississippi St.	53 57	26	A	Georgia	50 62	54	N	Indiana	75 55	101	A	Auburn	59 51				
9	H	Tennessee	77 73	26	N	Georgia	41 55	56	N	Western Ky.	76 79	121	H	Saint Louis	70 58				
12	A	South Carolina	54 64	27	H	LSU	65 69	86	H	Kentucky	83 78	146	A	Arkansas	84 58				
12	H	South Carolina	83 74	40	N	Quinnipiac	66 51	91	H	Kansas St.	73 59	146	H	Arkansas	88 54				
15	A	Texas A&M	63 82	45	A	California	55 52	92	H	Wright St.	82 80	150	A	Vanderbilt	81 70				
								94	A	Alabama	62 56	150	H	Vanderbilt	83 68				
								97	A	Missouri St.	69 59	162	H	SIUE	78 48				
												163	A	Ole Miss	67 48				
												163	N	Ole Miss	59 50				
												175	H	Florida	66 64				
												222	H	New Orleans	81 45				
												223	N	Xavier	74 48				
												234	H	Illinois	72 55				
												320	N	Coppin St.	73 50				
LAST 12 Division I GAMES:																			
				26	N	Georgia	41 55	146	A	Arkansas	84 58								
				163	N	Ole Miss	59 50	86	H	Kentucky	83 78								
				15	A	Texas A&M	63 82	175	H	Florida	66 64								
				150	H	Vanderbilt	83 68	4	H	Mississippi St.	53 57								
				9	H	Tennessee	77 73	12	A	South Carolina	54 64								
				101	A	Auburn	59 51	26	A	Georgia	50 62								

Missouri

Average RPI Win:	243	WON-LOST	WINNING	LAST 10	STRENGTH OF	OPP. STRENGTH	TEAM	ADJ.	CONF.	ADJ CONF.
Average RPI Loss:	77	RECORD	PCT. RANK	GAMES	SCHEDULE	OF SCHEDULE	RPI	RPI	RPI	RPI
DIV. I ONLY	18- 10	93	8- 2	140	207	97	97	23	23	
DIV. I NON-CONF.	3- 7	254	0- 0	11	43	149	149	21	21	

TOTALS	RPI 1-25	RPI 26-50	W-L RECORDS	RPI 51-100	RPI 101-999	RPI 201+				
18- 10	0- 2	0- 1	OVERALL	0- 5	18- 2	12- 0				
11- 2	0- 1	0- 0	HOME	0- 1	11- 0	6- 0				
7- 6	0- 0	0- 1	AWAY	0- 3	7- 2	6- 0				
0- 2	0- 1	0- 0	NEUTRAL	0- 1	0- 0	0- 0				
3- 7	0- 2	0- 1	NON-CONFERENCE	0- 3	3- 1	0- 0				
3- 1	0- 1	0- 0	HOME	0- 0	3- 0	0- 0				
0- 4	0- 0	0- 1	AWAY	0- 2	0- 1	0- 0				
0- 2	0- 1	0- 0	NEUTRAL	0- 1	0- 0	0- 0				
15- 3	0- 0	0- 0	CONFERENCE	0- 2	15- 1	12- 0				
8- 1	0- 0	0- 0	HOME	0- 1	8- 0	6- 0				
7- 2	0- 0	0- 0	AWAY	0- 1	7- 1	6- 0				
0- 0	0- 0	0- 0	NEUTRAL	0- 0	0- 0	0- 0				

RPI 1-25				RPI 26-50				RPI 51-100 Team's RPI: 97				RPI 101+			
RPI	S	Opponent	Score	RPI	S	Opponent	Score	RPI	S	Opponent	Score	RPI	S	Opponent	Score
5	N	Bayl or	58 100	34	A	Bal l St.	58 70	61	N	Penn	60 65	135	A	UNI	57 52
22	H	Missouri	59 69					70	A	Drake	65 84	135	H	UNI	62 52
								70	H	Drake	68 80	148	A	Wi chi ta St.	58 72
								94	A	Al abama	61 65	148	H	Wi chi ta St.	94 71
								95	A	Li ttle Rock	51 63	170	H	Oral Roberts	76 66
												171	A	Southern Ill.	69 71
												171	H	Southern Ill.	79 61
												174	H	Northwestern	90 59
												239	A	Illinois St.	56 50
												239	H	Illinois St.	75 58
												260	A	Indi ana St.	77 63
												260	H	Indi ana St.	69 56
												267	A	Bradl ey	71 65
												267	H	Bradl ey	74 54
												298	A	Val parai so	66 60
												298	H	Val parai so	83 60
												305	A	Loyol a Chi cago	69 58
												305	H	Loyol a Chi cago	75 36
												349	A	Evansvi lle	95 65
												349	H	Evansvi lle	97 51

LAST 12 Division I GAMES:															
260	H	Indi ana St.	69 56	267	H	Bradl ey	74 54								
349	H	Evansvi lle	97 51	70	A	Drake	65 84								
171	H	Southern Ill.	79 61	135	A	UNI	57 52								
298	A	Val parai so	66 60	171	A	Southern Ill.	69 71								
305	A	Loyol a Chi cago	69 58	305	H	Loyol a Chi cago	75 36								
239	H	Illinoi s St.	75 58	298	H	Val parai so	83 60								

Non-Div I Games: Central Mo. 62 36

Missouri St.

Average RPI Win:	282	WON-LOST	WINNING	LAST 10	STRENGTH OF	OPP. STRENGTH	TEAM	ADJ.	CONF.	ADJ CONF.
Average RPI Loss:	167	RECORD	PCT. RANK	GAMES	SCHEDULE	OF SCHEDULE	RPI	RPI	RPI	RPI
DIV. I ONLY	10- 21	266	4- 6	211	303	284	284	28	28	
DIV. I NON-CONF.	2- 9	295	0- 0	49	289	247	247	25	25	

TOTALS	RPI 1-25	RPI 26-50	W-L RECORDS	RPI 51-100	RPI 101-999	RPI 201+				
10- 21	0- 0	0- 3	OVERALL	0- 5	10- 13	10- 7				
7- 7	0- 0	0- 1	HOME	0- 3	7- 3	7- 1				
1- 13	0- 0	0- 1	AWAY	0- 2	1- 10	1- 6				
2- 1	0- 0	0- 1	NEUTRAL	0- 0	2- 0	2- 0				
2- 9	0- 0	0- 0	NON-CONFERENCE	0- 5	2- 4	2- 1				
1- 4	0- 0	0- 0	HOME	0- 3	1- 1	1- 0				
0- 5	0- 0	0- 0	AWAY	0- 2	0- 3	0- 1				
1- 0	0- 0	0- 0	NEUTRAL	0- 0	1- 0	1- 0				
8- 12	0- 0	0- 3	CONFERENCE	0- 0	8- 9	8- 6				
6- 3	0- 0	0- 1	HOME	0- 0	6- 2	6- 1				
1- 8	0- 0	0- 1	AWAY	0- 0	1- 7	1- 5				
1- 1	0- 0	0- 1	NEUTRAL	0- 0	1- 0	1- 0				

RPI	S	Opponent	Score	RPI	S	Opponent	Score	RPI	S	Opponent	Score	RPI	S	Opponent	Score
40	A	Quinnipiac	57 77	67	H	Virginia Tech	34 84	132	A	Robert Morris	38 56				
40	H	Quinnipiac	55 76	75	A	Navy	49 73	158	A	Marist	46 69				
40	N	Quinnipiac	44 83	79	H	George Washington	45 59	158	H	Marist	57 85				
				84	H	Albany (NY)	44 68	166	A	Clemson	54 57				
				99	A	Jacksonville	65 74	196	H	Lehigh	57 75				
								197	A	Siena	41 44				
								233	A	Niagara	65 68				
								233	H	Niagara	65 63				
								241	N	North Florida	67 57				
								250	H	Rider	63 56				
								253	H	Sacred Heart	69 64				
								262	A	Manhattan	53 63				
								262	H	Manhattan	63 59				
								271	A	Fairfield	55 61				
								271	H	Fairfield	73 65				
								285	A	Canisius	50 62				
								285	H	Canisius	48 60				
								285	N	Canisius	61 58				
								286	A	Fairleigh Dickinson	61 78				
								340	A	Iona	62 56				
								340	H	Iona	68 56				
								347	A	Saint Peter's	47 67				
								347	H	Saint Peter's	51 44				

LAST 12 Division I GAMES:															
40	N	Quinnipiac	44 83	262	H	Manhattan	63 59								
285	N	Canisius	61 58	233	H	Niagara	65 63								
40	A	Quinnipiac	57 77	158	H	Marist	57 85								
271	H	Fairfield	73 65	197	A	Siena	41 44								
233	A	Niagara	65 68	250	H	Rider	63 56								
285	A	Canisius	50 62	262	A	Manhattan	53 63								

Non-Div I Games:

Monmouth

Average RPI Win:	250	WON-LOST	WINNING	LAST 10	STRENGTH OF	OPP. STRENGTH	TEAM	ADJ.	CONF.	ADJ CONF.
Average RPI Loss:	132	RECORD	PCT. RANK	GAMES	SCHEDULE	OF SCHEDULE	RPI	RPI	RPI	RPI
DIV. I ONLY	12- 16	218	3- 7	221	170	240	240	19	19	
DIV. I NON-CONF.	3- 7	254	0- 0	99	189	256	256	13	13	

TOTALS	RPI 1-25	RPI 26-50	W-L RECORDS	RPI 51-100	RPI 101-999	RPI 201+				
12- 16	0- 1	0- 3	OVERALL	0- 2	12- 10	8- 4				
9- 6	0- 0	0- 2	HOME	0- 1	9- 3	6- 1				
3- 8	0- 0	0- 1	AWAY	0- 1	3- 6	2- 2				
0- 2	0- 1	0- 0	NEUTRAL	0- 0	0- 1	0- 1				
3- 7	0- 1	0- 1	NON-CONFERENCE	0- 2	3- 3	2- 2				
3- 3	0- 0	0- 1	HOME	0- 1	3- 1	2- 1				
0- 2	0- 0	0- 0	AWAY	0- 1	0- 1	0- 0				
0- 2	0- 1	0- 0	NEUTRAL	0- 0	0- 1	0- 1				
9- 9	0- 0	0- 2	CONFERENCE	0- 0	9- 7	6- 2				
6- 3	0- 0	0- 1	HOME	0- 0	6- 2	4- 0				
3- 6	0- 0	0- 1	AWAY	0- 0	3- 5	2- 2				
0- 0	0- 0	0- 0	NEUTRAL	0- 0	0- 0	0- 0				

RPI 1-25				RPI 26-50				RPI 51-100				RPI 101+ Team's RPI: 240			
RPI	S	Opponent	Score	RPI	S	Opponent	Score	RPI	S	Opponent	Score	RPI	S	Opponent	Score
24	N	Marquette	68 87	36	H	Gonzaga	55 70	80	A	Wyoming	62 67	113	H	SFA	60 52
				37	A	Northern Colo.	50 68	86	H	Kentucky	54 71	129	A	Portland St.	53 70
				37	H	Northern Colo.	58 64					129	H	Portland St.	69 53
												141	A	Fresno St.	58 61
												142	H	Eastern Wash.	72 75
												147	A	Weber St.	73 89
												149	A	Idaho St.	60 72
												151	H	Idaho	56 67
												192	A	North Dakota	54 43
												192	H	North Dakota	53 51
												212	A	Montana St.	64 81
												212	H	Montana St.	87 63
												219	H	Seattle U	64 78
												260	N	Indiana St.	45 57
												268	A	Sacramento St.	64 79
												268	H	Sacramento St.	68 59
												297	H	Long Beach St.	67 60
												307	A	Northern Ariz.	69 52
												307	H	Northern Ariz.	70 62
												319	H	Cal St. Fullerton	68 47
												330	A	Southern Utah	74 65
												330	H	Southern Utah	81 71

LAST 12 Division I GAMES:															
149	A	Idaho St.	60 72	129	A	Portland St.	53 70								
147	A	Weber St.	73 89	192	H	North Dakota	53 51								
212	H	Montana St.	87 63	37	H	Northern Colo.	58 64								
151	H	Idaho	56 67	307	A	Northern Ariz.	69 52								
142	H	Eastern Wash.	72 75	330	A	Southern Utah	74 65								
268	A	Sacramento St.	64 79	212	A	Montana St.	64 81								

Non-Div I Games: Rocky Mountain 54 38

Montana

Average RPI Win:	235	WON-LOST	WINNING	LAST 10	STRENGTH OF	OPP. STRENGTH	TEAM	ADJ.	CONF.	ADJ CONF.
Average RPI Loss:	159	RECORD	PCT. RANK	GAMES	SCHEDULE	OF SCHEDULE	RPI	RPI	RPI	RPI
DIV. I ONLY	13- 14	191	4- 6	285	180	212	212	19	19	
DIV. I NON-CONF.	4- 5	202	0- 0	211	243	184	184	13	13	

TOTALS	RPI 1-25	RPI 26-50	W-L RECORDS	RPI 51-100	RPI 101-999	RPI 201+				
13- 14	0- 0	0- 3	OVERALL	1- 0	12- 11	8- 5				
8- 3	0- 0	0- 1	HOME	1- 0	7- 2	4- 0				
4- 10	0- 0	0- 2	AWAY	0- 0	4- 8	3- 4				
1- 1	0- 0	0- 0	NEUTRAL	0- 0	1- 1	1- 1				
4- 5	0- 0	0- 1	NON-CONFERENCE	1- 0	3- 4	2- 3				
2- 0	0- 0	0- 0	HOME	1- 0	1- 0	0- 0				
1- 4	0- 0	0- 1	AWAY	0- 0	1- 3	1- 2				
1- 1	0- 0	0- 0	NEUTRAL	0- 0	1- 1	1- 1				
9- 9	0- 0	0- 2	CONFERENCE	0- 0	9- 7	6- 2				
6- 3	0- 0	0- 1	HOME	0- 0	6- 2	4- 0				
3- 6	0- 0	0- 1	AWAY	0- 0	3- 5	2- 2				
0- 0	0- 0	0- 0	NEUTRAL	0- 0	0- 0	0- 0				

RPI	S	Opponent	Score	RPI	S	Opponent	Score	RPI	S	Opponent	Score	RPI	S	Opponent	Score
37	A	Northern Colo.	69 82	37	H	Northern Colo.	63 78	80	H	Wyoming	50 46	113	H	SFA	59 54
49	A	Southern California	47 98									129	A	Portland St.	53 62
												129	H	Portland St.	60 69
												142	H	Eastern Wash.	77 74
												147	A	Weber St.	69 85
												149	A	Idaho St.	61 60
												151	H	Idaho	77 95
												153	A	BYU	54 75
												192	A	North Dakota	70 79
												192	H	North Dakota	72 56
												205	N	Nevada	53 67
												240	A	Montana	63 87
												240	H	Montana	81 64
												242	A	Omaha	53 64
												251	A	Hawaii	75 81
												268	A	Sacramento St.	77 88
												268	H	Sacramento St.	85 50
												297	A	Long Beach St.	62 51
												304	N	Utah St.	64 52
												307	A	Northern Ariz.	78 56
												307	H	Northern Ariz.	81 39
												330	A	Southern Utah	63 57
												330	H	Southern Utah	91 71

LAST 12 Division I GAMES:															
147	A	Weber St.	69 85	268	A	Sacramento St.	77 88								
149	A	Idaho St.	61 60	37	H	Northern Colo.	63 78								
240	A	Montana	63 87	192	H	North Dakota	72 56								
142	H	Eastern Wash.	77 74	330	A	Southern Utah	63 57								
151	H	Idaho	77 95	307	A	Northern Ariz.	78 56								
129	A	Portland St.	53 62	240	H	Montana	81 64								

Non-Div I Games: Mont. St. Billings 67 47 Providence (MT) 66 31

Montana St.

Average RPI Win: 274		WON-LOST RECORD	WINNING PCT. RANK	LAST 10 GAMES	STRENGTH OF SCHEDULE	OPP. STRENGTH OF SCHEDULE	TEAM RPI	ADJ. RPI	CONF. RPI	ADJ CONF. RPI
Average RPI Loss: 154										
DIV. I ONLY		19- 11	98	6- 4	330	271	191	191	25	25
DIV. I NON-CONF.		7- 4	102	0- 0	337	293	218	218	27	27
TOTALS		RPI 1-25	RPI 26-50	W-L RECORDS		RPI 51-100	RPI 101-999	RPI 201+		
19- 11	0- 0		0- 0	OVERALL		0- 4	19- 7	16- 3		
8- 5	0- 0		0- 0	HOME		0- 1	8- 4	6- 2		
11- 5	0- 0		0- 0	AWAY		0- 0	11- 0	10- 0		
0- 1	0- 0		0- 0	NEUTRAL		0- 0	0- 1	0- 0		
7- 4	0- 0		0- 0	NON-CONFERENCE		0- 2	7- 2	6- 2		
2- 2	0- 0		0- 0	HOME		0- 0	2- 2	1- 2		
5- 2	0- 0		0- 0	AWAY		0- 2	5- 0	5- 0		
0- 0	0- 0		0- 0	NEUTRAL		0- 0	0- 0	0- 0		
12- 7	0- 0		0- 0	CONFERENCE		0- 2	12- 5	10- 1		
6- 3	0- 0		0- 0	HOME		0- 1	6- 2	5- 0		
6- 3	0- 0		0- 0	AWAY		0- 1	6- 2	5- 1		
0- 1	0- 0		0- 0	NEUTRAL		0- 0	0- 1	0- 0		

[illegible]

Non-Div I Games:	Brescia	120	41	Ky. Christian	115	39
------------------	---------	-----	----	---------------	-----	----

Morehead St.

■ Loss, ■ Non-Conf, S Site, H Home A Away N Neutral

Average RPI Win: 312
 Average RPI Loss: 188

WON-LOST
 RECORD

WINNING
 PCT. RANK

LAST 10
 GAMES

STRENGTH OF
 SCHEDULE

OPP. STRENGTH
 OF SCHEDULE

TEAM
 RPI

ADJ.
 RPI

CONF.
 RPI

ADJ CONF.
 RPI

DIV. I ONLY	13- 14	191	5- 5	347	306	278	278	31	31
DIV. I NON-CONF.	5- 6	187	0- 0	280	182	204	204	30	30
<hr/>									
TOTALS	RPI 1-25	RPI 26-50	W-L RECORDS	RPI 51-100	RPI 101-999	RPI 201+			
13- 14	0- 1	0- 2	OVERALL	0- 1	13- 10	13- 6			
8- 3	0- 0	0- 0	HOME	0- 0	8- 3	8- 2			
5- 10	0- 0	0- 0	AWAY	0- 0	5- 0	5- 0			
0- 1	0- 1	0- 0	NEUTRAL	0- 0	0- 0	0- 0			
5- 6	0- 1	0- 2	NON-CONFERENCE	0- 1	5- 2	5- 1			
3- 0	0- 0	0- 0	HOME	0- 0	3- 0	3- 0			
2- 5	0- 0	0- 2	AWAY	0- 1	2- 2	2- 1			
0- 1	0- 1	0- 0	NEUTRAL	0- 0	0- 0	0- 0			
8- 8	0- 0	0- 0	CONFERENCE	0- 0	8- 8	8- 5			
5- 3	0- 0	0- 0	HOME	0- 0	5- 3	5- 2			
3- 5	0- 0	0- 0	AWAY	0- 0	3- 5	3- 3			
0- 0	0- 0	0- 0	NEUTRAL	0- 0	0- 0	0- 0			

RPI 1-25				RPI 26-50				RPI 51-100				RPI 101+				Team's RPI: 278
RPI	S	Opponent	Score	RPI	S	Opponent	Score	RPI	S	Opponent	Score	RPI	S	Opponent	Score	
21	N	Iowa	46 90	32	A	Dayton	52 88	63	A	West Virginia	41 84	120	A	Colorado St.	44 60	
				35	A	Syracuse	68 95					131	H	Bethune-Cookman	57 64	
												169	A	N. C. A&T	60 67	
												182	A	Hampton	60 63	
												202	A	Norfolk St.	55 53	
												259	H	Howard	61 68	
												273	H	UMES	63 50	
												292	H	Mt. St. Mary's	75 67	
												293	A	Central Conn. St.	61 41	
												300	H	FIU	62 51	
												313	A	Marshall	68 73	
												318	A	N. C. Central	57 60	
												320	A	Coppin St.	53 55	
												320	H	Coppin St.	73 59	
												322	H	South Carolina St.	65 55	
												332	A	Delaware St.	56 60	
												332	H	Delaware St.	54 62	
												338	H	NJIT	55 43	
												339	A	Florida A&M	59 44	
												339	H	Florida A&M	61 56	
												344	A	Savannah St.	70 41	
												344	H	Savannah St.	73 67	
												348	A	UMass Lowell	65 59	
<hr/>																
LAST 12 Division I GAMES:																
332	A	Delaware St.	56 60	259	H	Howard	61 68									
320	H	Coppin St.	73 59	202	A	Norfolk St.	55 53									
182	A	Hampton	60 63	322	H	South Carolina St.	65 55									
131	H	Bethune-Cookman	57 64	332	H	Delaware St.	54 62									
339	A	Florida A&M	59 44	320	A	Coppin St.	53 55									
344	A	Savannah St.	70 41	318	A	N. C. Central	57 60									

Non-Div I Games: Cheyney 123 53 Lincoln (PA) 60 41

Morgan St.

Loss, Non-Conf, S Site, H Home A Away N Neutral

Average RPI Win:	282	WON-LOST	WINNING	LAST 10	STRENGTH OF	OPP. STRENGTH	TEAM	ADJ.	CONF.	ADJ CONF.
Average RPI Loss:	212	RECORD	PCT. RANK	GAMES	SCHEDULE	OF SCHEDULE	RPI	RPI	RPI	RPI
DIV. I ONLY	9- 20	270	3- 7	282	314	292	292	29	29	
DIV. I NON-CONF.	3- 8	268	0- 0	232	245	265	265	29	29	

TOTALS	RPI 1-25	RPI 26-50	W-L RECORDS	RPI 51-100	RPI 101-999	RPI 201+				
9- 20	0- 2	0- 0	OVERALL	0- 0	9- 18	9- 13				
5- 7	0- 0	0- 0	HOME	0- 0	5- 7	5- 5				
4- 13	0- 0	0- 0	AWAY	0- 0	4- 0	4- 0				
0- 0	0- 0	0- 0	NEUTRAL	0- 0	0- 0	0- 0				
3- 8	0- 2	0- 0	NON-CONFERENCE	0- 0	3- 6	3- 5				
2- 1	0- 0	0- 0	HOME	0- 0	2- 1	2- 1				
1- 7	0- 2	0- 0	AWAY	0- 0	1- 5	1- 4				
0- 0	0- 0	0- 0	NEUTRAL	0- 0	0- 0	0- 0				
6- 12	0- 0	0- 0	CONFERENCE	0- 0	6- 12	6- 8				
3- 6	0- 0	0- 0	HOME	0- 0	3- 6	3- 4				
3- 6	0- 0	0- 0	AWAY	0- 0	3- 6	3- 4				
0- 0	0- 0	0- 0	NEUTRAL	0- 0	0- 0	0- 0				

RPI 1-25				RPI 26-50				RPI 51-100				RPI 101+				Team's RPI: 292
RPI	S	Opponent	Score	RPI	S	Opponent	Score	RPI	S	Opponent	Score	RPI	S	Opponent	Score	
1	A	Notre Dame	65 121									117	A	Saint Francis (PA)	88 92	
16	A	Maryland	57 97									117	H	Saint Francis (PA)	69 79	
												132	A	Robert Morris	54 66	
												132	H	Robert Morris	68 77	
												196	A	Lehigh	71 75	
												223	A	Xavier	45 66	
												227	H	Gardner-Webb	67 75	
												235	H	Loyola Maryland	71 63	
												250	H	Rider	82 78	
												253	A	Sacred Heart	44 56	
												253	H	Sacred Heart	52 82	
												266	A	St. Francis Brooklyn	73 82	
												266	H	St. Francis Brooklyn	56 75	
												271	A	Fairfield	65 76	
												272	A	LIU Brooklyn	48 53	
												272	H	LIU Brooklyn	59 61	
												273	A	UMES	66 63	
												278	A	Morgan St.	67 75	
												286	A	Fairleigh Dickinson	55 53	
												286	H	Fairleigh Dickinson	55 52	
												293	A	Central Conn. St.	68 56	
												293	H	Central Conn. St.	76 56	
												295	A	Bryant	68 63	
												295	H	Bryant	64 67	
												320	A	Coppin St.	54 68	
												328	A	Wagner	68 69	
												328	H	Wagner	79 56	

LAST 12 Division I GAMES:																
				132	A	Robert Morris	54 66					286	A	Fairleigh Dickinson	55 53	
				117	H	Saint Francis (PA)	69 79					266	H	St. Francis Brooklyn	56 75	
				328	A	Wagner	68 69					272	H	LIU Brooklyn	59 61	
				293	H	Central Conn. St.	76 56					328	H	Wagner	79 56	
				295	H	Bryant	64 67					132	H	Robert Morris	68 77	
				253	A	Sacred Heart	44 56					117	A	Saint Francis (PA)	88 92	

Non-Div I Games:

Mt. St. Mary's

Average RPI Win: 302		WON-LOST RECORD		WINNING PCT. RANK		LAST 10 GAMES		STRENGTH OF SCHEDULE		OPP. STRENGTH OF SCHEDULE		TEAM RPI		ADJ. RPI		CONF. RPI		ADJ. CONF. RPI	
Average RPI Loss: 170																			
DIV. I ONLY		10- 19		254		4- 6		311		263		294		294		25		25	
DIV. I NON-CONF.		3- 7		254		0- 0		322		210		306		306		27		27	
TOTALS		RPI 1-25		RPI 26-50		W-L RECORDS		RPI 51-100		RPI 101-999		RPI 201+							
10- 19		0- 1		0- 0		OVERALL		0- 3		10- 15		10- 6							
6- 7		0- 0		0- 0		HOME		0- 0		6- 7		6- 1							
4- 11		0- 1		0- 0		AWAY		0- 2		4- 8		4- 5							
0- 1		0- 0		0- 0		NEUTRAL		0- 1		0- 0		0- 0							
3- 7		0- 1		0- 0		NON-CONFERENCE		0- 1		3- 5		3- 3							
2- 2		0- 0		0- 0		HOME		0- 0		2- 2		2- 0							
1- 5		0- 1		0- 0		AWAY		0- 1		1- 3		1- 3							
0- 0		0- 0		0- 0		NEUTRAL		0- 0		0- 0		0- 0							
7- 12		0- 0		0- 0		CONFERENCE		0- 2		7- 10		7- 3							
4- 5		0- 0		0- 0		HOME		0- 0		4- 5		4- 1							
3- 6		0- 0		0- 0		AWAY		0- 1		3- 5		3- 2							
0- 1		0- 0		0- 0		NEUTRAL		0- 1		0- 0		0- 0							

RPI 1-25				RPI 26-50				RPI 51-100				RPI 101+				Team's RPI: 294	
RPI	S	Opponent	Score	RPI	S	Opponent	Score	RPI	S	Opponent	Score	RPI	S	Opponent	Score		
3	A	Louisville	51 115					58	A	Belmont	65 70	109	H	ETSU	68 96		
								58	N	Belmont	64 88	123	H	Butler	59 88		
								94	A	Alabama	47 68	155	A	UT Martin	67 85		
												155	H	UT Martin	80 97		
												161	A	Jacksonville St.	65 97		
												161	H	Jacksonville St.	55 59		
												162	A	SIUE	68 77		
												162	H	SIUE	70 75		
												191	H	Morehead St.	80 82		
												217	A	UNCG	63 52		
												231	A	Southeast Mo. St.	70 80		
												231	H	Southeast Mo. St.	74 85		
												248	A	Austin Peay	69 75		
												248	H	Austin Peay	91 65		
												254	H	Northern Ky.	98 87		
												261	A	Lipscomb	64 65		
												311	A	Tennessee Tech	72 63		
												311	H	Tennessee Tech	80 73		
												314	A	Alabama A&M	54 71		
												314	H	Eastern Ky.	75 68		
												329	A	Tennessee St.	85 73		
												341	H	Mississippi Val.	64 63		
												345	A	Eastern Ill.	70 63		
												345	H	Eastern Ill.	72 61		
												349	A	Evansville	81 89		
LAST 12 Division I GAMES:																	
				58	N	Belmont	64 88	248	H	Austin Peay	91 65						
				248	A	Austin Peay	69 75	155	A	UT Martin	67 85						
				345	A	Eastern Ill.	70 63	231	A	Southeast Mo. St.	70 80						
				311	H	Tennessee Tech	80 73	314	H	Eastern Ky.	75 68						
				161	H	Jacksonville St.	55 59	191	H	Morehead St.	80 82						
				162	A	SIUE	68 77	329	A	Tennessee St.	85 73						

Murray St.

Average RPI Win: 289

Average RPI Loss: 92

WON-LOST
RECORDWINNING
PCT. RANKLAST 10
GAMESSTRENGTH OF
SCHEDULEOPP. STRENGTH
OF SCHEDULETEAM
RPIADJ.
RPICONF.
RPIADJ CONF.
RPI

DIV. I ONLY	18- 8	68	9- 1	323	268	169	169	31	31
DIV. I NON-CONF.	3- 7	254	0- 0	196	45	271	271	30	30
TOTALS	RPI 1-25	RPI 26-50	W-L RECORDS	RPI 51-100	RPI 101-999	RPI 201+			
18- 8	0- 0	0- 2	OVERALL	0- 3	18- 3	17- 0			
10- 3	0- 0	0- 2	HOME	0- 0	10- 1	10- 0			
8- 3	0- 0	0- 0	AWAY	0- 1	8- 2	7- 0			
0- 2	0- 0	0- 0	NEUTRAL	0- 2	0- 0	0- 0			
3- 7	0- 0	0- 2	NON-CONFERENCE	0- 3	3- 2	3- 0			
3- 2	0- 0	0- 2	HOME	0- 0	3- 0	3- 0			
0- 3	0- 0	0- 0	AWAY	0- 1	0- 2	0- 0			
0- 2	0- 0	0- 0	NEUTRAL	0- 2	0- 0	0- 0			
15- 1	0- 0	0- 0	CONFERENCE	0- 0	15- 1	14- 0			
7- 1	0- 0	0- 0	HOME	0- 0	7- 1	7- 0			
8- 0	0- 0	0- 0	AWAY	0- 0	8- 0	7- 0			
0- 0	0- 0	0- 0	NEUTRAL	0- 0	0- 0	0- 0			

RPI 1-25				RPI 26-50				RPI 51-100				RPI 101+ Team's RPI: 169			
RPI	S	Opponent	Score	RPI	S	Opponent	Score	RPI	S	Opponent	Score	RPI	S	Opponent	Score
				26	H	Georgia	63 73	51	N	Harvard	60 64	101	A	Auburn	53 63
				47	H	Elon	59 90	73	N	Duquesne	60 73	131	A	Bethune-Cookman	62 55
								100	A	Ohio	65 72	155	A	UT Martin	63 76
												182	H	Hampton	51 63
												202	H	Norfolk St.	53 51
												259	A	Howard	76 68
												259	H	Howard	91 53
												273	A	UMES	57 45
												273	H	UMES	65 60
												274	H	Appalachian St.	81 56
												278	H	Morgan St.	67 60
												308	H	Western Caro.	68 59
												318	A	N.C. Central	60 57
												318	H	N.C. Central	67 54
												320	H	Coppin St.	64 63
												322	A	South Carolina St.	74 54
												327	H	Ga. Southern	60 49
												332	A	Delaware St.	66 48
												332	H	Delaware St.	75 55
												339	A	Florida A&M	73 52
												344	A	Savannah St.	69 44
LAST 12 Division I GAMES:															
				318	A	N.C. Central	60 57					322	A	South Carolina St.	74 54
				131	A	Bethune-Cookman	62 55					182	H	Hampton	51 63
				339	A	Florida A&M	73 52					332	H	Delaware St.	75 55
				273	H	UMES	65 60					202	H	Norfolk St.	53 51
				259	H	Howard	91 53					318	H	N.C. Central	67 54
				344	A	Savannah St.	69 44					259	A	Howard	76 68

Non-Div I Games: Saint Augustine's 94 42 St. Andrews 90 40

N. C. A&T

Loss,
Non-Conf,
S Site,
H Home
A Away
N Neutral

Average RPI Win:	316	WON-LOST	WINNING	LAST 10	STRENGTH OF	OPP. STRENGTH	TEAM	ADJ.	CONF.	ADJ CONF.
Average RPI Loss:	205	RECORD	PCT. RANK	GAMES	SCHEDULE	OF SCHEDULE	RPI	RPI	RPI	RPI
DIV. I ONLY	8- 20	279	4- 6	319	333	318	318	31	31	
DIV. I NON-CONF.	1- 11	331	0- 0	257	290	339	339	30	30	

TOTALS	RPI 1-25	RPI 26-50	W-L RECORDS	RPI 51-100	RPI 101-999	RPI 201+				
8- 20	0- 0	0- 2	OVERALL	0- 0	8- 18	8- 11				
5- 6	0- 0	0- 1	HOME	0- 0	5- 5	5- 3				
3- 14	0- 0	0- 1	AWAY	0- 0	3- 13	3- 8				
0- 0	0- 0	0- 0	NEUTRAL	0- 0	0- 0	0- 0				
1- 11	0- 0	0- 2	NON-CONFERENCE	0- 0	1- 9	1- 6				
1- 2	0- 0	0- 1	HOME	0- 0	1- 1	1- 1				
0- 9	0- 0	0- 1	AWAY	0- 0	0- 8	0- 5				
0- 0	0- 0	0- 0	NEUTRAL	0- 0	0- 0	0- 0				
7- 9	0- 0	0- 0	CONFERENCE	0- 0	7- 9	7- 5				
4- 4	0- 0	0- 0	HOME	0- 0	4- 4	4- 2				
3- 5	0- 0	0- 0	AWAY	0- 0	3- 5	3- 3				
0- 0	0- 0	0- 0	NEUTRAL	0- 0	0- 0	0- 0				

RPI 1-25				RPI 26-50				RPI 51-100				RPI 101+				Team's RPI: 318
RPI	S	Opponent	Score	RPI	S	Opponent	Score	RPI	S	Opponent	Score	RPI	S	Opponent	Score	
				42	H	Oregon St.	44 97					103	A	Iowa St.	58 99	
				47	A	Elon	50 78					120	A	Colorado St.	48 85	
												131	A	Bethune-Cookman	47 57	
												169	A	N. C. A&T	54 67	
												169	H	N. C. A&T	57 60	
												182	H	Hampton	53 62	
												193	A	East Carolina	61 73	
												202	H	Norfolk St.	60 75	
												228	A	Coastal Caro.	65 68	
												244	A	Presbyterian	60 69	
												256	H	Campbell	51 58	
												258	A	UNCW	63 89	
												259	A	Howard	54 69	
												259	H	Howard	78 77	
												273	A	UMES	73 84	
												273	H	UMES	69 80	
												278	H	Morgan St.	60 57	
												302	A	USC Upstate	61 66	
												303	A	Wofford	56 77	
												320	H	Coppin St.	60 52	
												322	A	South Carolina St.	81 63	
												332	A	Delaware St.	74 67	
												332	H	Delaware St.	76 60	
												339	A	Florida A&M	81 84	
												342	H	Longwood	87 75	
												344	A	Savannah St.	74 61	

LAST 12 Division I GAMES:																
				169	H	N. C. A&T	57 60	339	A	Florida A&M	81 84					
				344	A	Savannah St.	74 61	332	H	Delaware St.	76 60					
				322	A	South Carolina St.	81 63	182	H	Hampton	53 62					
				259	H	Howard	78 77	169	A	N. C. A&T	54 67					
				273	H	UMES	69 80	273	A	UMES	73 84					
				131	A	Bethune-Cookman	47 57	259	A	Howard	54 69					

Non-Div I Games: Johnson & Wales (NC) 8 51

N. C. Central

■ Loss,
 ■ Non-Conf,
 ■ S Site,
 ■ Home
 ■ Away
 N Neutral

N
C
S
t
a
t
e

NC State					Through Games Of March 4, 2018							
Average RPI	Win:	121	WON-LOST	WINNING	LAST 10	STRENGTH OF	OPP. STRENGTH	TEAM	ADJ.	CONF.	ADJ CONF.	
Average RPI	Loss:	22	RECORD	PCT. RANK	GAMES	SCHEDULE	OF SCHEDULE	RPI	RPI	RPI	RPI	
DIV. I ONLY		24- 8	45	7- 3	19	11	17	17	1	1		
DIV. I NON-CONF.		11- 2	22	0- 0	81	62	23	23	1	1		

TOTALS	RPI 1-25		RPI 26-50		W-L RECORDS	RPI 51-100		RPI 101-999		RPI 201+		
24- 8	2- 4		2- 4		OVERALL	5- 0		15- 0		3- 0		
14- 2	1- 1		2- 1		HOME	3- 0		8- 0		2- 0		
7- 4	0- 2		0- 2		AWAY	1- 0		6- 0		1- 0		
3- 2	1- 1		0- 1		NEUTRAL	1- 0		1- 0		0- 0		
11- 2	0- 0		1- 2		NON-CONFERENCE	3- 0		7- 0		2- 0		
8- 0	0- 0		1- 0		HOME	2- 0		5- 0		1- 0		
2- 1	0- 0		0- 1		AWAY	0- 0		2- 0		1- 0		
1- 1	0- 0		0- 1		NEUTRAL	1- 0		0- 0		0- 0		
13- 6	2- 4		1- 2		CONFERENCE	2- 0		8- 0		1- 0		
6- 2	1- 1		1- 1		HOME	1- 0		3- 0		1- 0		
5- 3	0- 2		0- 1		AWAY	1- 0		4- 0		0- 0		
2- 1	1- 1		0- 0		NEUTRAL	0- 0		1- 0		0- 0		

RPI 1-25		Team's RPI: 17		RPI 26-50			RPI 51-100			RPI 101+		
RPI	S	Opponent	Score	RPI	S	Opponent	Score	RPI	S	Opponent	Score	
1	A	Notre Dame	67 86	30	H	Virginia	63 73	67	A	Virginia Tech	68 51	
3	H	Louisville	47 55	31	N	South Dakota St.	67 75	68	H	Georgia Tech	56 43	
3	N	Louisville	59 64	35	H	Syracuse	60 56	94	N	Alabama	68 49	
8	H	Florida St.	65 56	39	A	Rutgers	53 57	98	H	Georgetown	63 49	
18	A	Duke	56 69	47	H	Elon	70 57	99	H	Jacksonville	64 44	
18	N	Duke	51 45	50	A	Miami (FL)	48 52					

LAST 12 Division I GAMES:												
3 N Louisville			59 64	116 H North Carolina			73 54					
18 N Duke			51 45	50 A Miami (FL)			48 52					
116 N North Carolina			77 64	207 H Boston College			72 54					
1 A Notre Dame			67 86	8 H Florida St.			65 56					
183 A Pittsburgh			77 66	166 A Clemson			62 41					
108 H Wake Forest			74 61	108 A Wake Forest			82 68					

N
C
S
t
a
t
e

Non-Div I Games:

NC State

Average RPI Win:	260	WON-LOST	WINNING	LAST 10	STRENGTH OF	OPP. STRENGTH	TEAM	ADJ.	CONF.	ADJ CONF.
Average RPI Loss:	199	RECORD	PCT. RANK	GAMES	SCHEDULE	OF SCHEDULE	RPI	RPI	RPI	RPI
DIV. I ONLY	3- 26	336	1- 9	239	305	338	338	24	24	
DIV. I NON-CONF.	1- 13	336	0- 0	274	339	345	345	22	22	

TOTALS	RPI 1-25	RPI 26-50	W-L RECORDS	RPI 51-100	RPI 101-999	RPI 201+				
3- 26	0- 0	0- 1	OVERALL	0- 6	3- 19	3- 13				
2- 12	0- 0	0- 0	HOME	0- 3	2- 9	2- 8				
1- 14	0- 0	0- 1	AWAY	0- 3	1- 10	1- 5				
0- 0	0- 0	0- 0	NEUTRAL	0- 0	0- 0	0- 0				
1- 13	0- 0	0- 1	NON-CONFERENCE	0- 1	1- 11	1- 7				
1- 6	0- 0	0- 0	HOME	0- 1	1- 5	1- 5				
0- 7	0- 0	0- 1	AWAY	0- 0	0- 6	0- 2				
0- 0	0- 0	0- 0	NEUTRAL	0- 0	0- 0	0- 0				
2- 13	0- 0	0- 0	CONFERENCE	0- 5	2- 8	2- 6				
1- 6	0- 0	0- 0	HOME	0- 2	1- 4	1- 3				
1- 7	0- 0	0- 0	AWAY	0- 3	1- 4	1- 3				
0- 0	0- 0	0- 0	NEUTRAL	0- 0	0- 0	0- 0				

RPI S Opponent	Score	RPI S Opponent	Score	RPI S Opponent	Score	RPI S Opponent	Score
		31 A South Dakota St.	48 92	52 A FGCU	62 83	115 A Dartmouth	50 81
				52 A FGCU	66 90	157 A Binghamton	36 67
				52 H FGCU	43 89	164 A Army West Point	49 79
				61 H Penn	38 77	196 A Lehigh	50 64
				99 A Jacksonville	53 73	199 A Stetson	55 73
				99 H Jacksonville	58 88	199 H Stetson	53 72
						241 A North Florida	66 62
						241 H North Florida	75 65
						250 H Rider	64 79
						261 A Lipscomb	58 66
						261 H Lipscomb	58 74
						264 H Cornell	46 61
						272 H LIU Brooklyn	49 67
						278 A Morgan St.	43 55
						282 A North Dakota St.	58 105
						286 H Fairleigh Dickinson	70 74
						297 H Long Beach St.	73 57
						301 A Kennesaw St.	65 80
						301 H Kennesaw St.	58 61
						302 A USC Upstate	67 74
						302 H USC Upstate	57 95
						347 H Saint Peter's	52 59
LAST 12 Division I GAMES:							
52 A FGCU	62 83	301 H Kennesaw St.	58 61				
302 A USC Upstate	67 74	261 A Lipscomb	58 66				
99 A Jacksonville	53 73	301 A Kennesaw St.	65 80				
241 A North Florida	66 62	261 H Lipscomb	58 74				
52 H FGCU	43 89	241 H North Florida	75 65				
199 H Stetson	53 72	99 H Jacksonville	58 88				

Non-Div I Games: St. Joseph's (Brkn)106 42

NJIT

Average RPI Win: 227
Average RPI Loss: 124

DIV. I ONLY	22- 6	33	7- 3	228	222	75	75	15	15
DIV. I NON-CONF.	9- 1	19	0- 0	282	319	66	66	18	18
TOTALS	RPI 1-25	RPI 26-50	W-L RECORDS	RPI 51-100	RPI 101-999	RPI 201+			
22- 6	0- 0	0- 0	OVERALL	1- 4	21- 2	16- 1			
14- 1	0- 0	0- 0	HOME	1- 1	13- 0	11- 0			
8- 5	0- 0	0- 0	AWAY	0- 3	8- 2	5- 1			
0- 0	0- 0	0- 0	NEUTRAL	0- 0	0- 0	0- 0			
9- 1	0- 0	0- 0	NON-CONFERENCE	0- 1	9- 0	7- 0			
6- 0	0- 0	0- 0	HOME	0- 0	6- 0	6- 0			
3- 1	0- 0	0- 0	AWAY	0- 1	3- 0	1- 0			
0- 0	0- 0	0- 0	NEUTRAL	0- 0	0- 0	0- 0			
13- 5	0- 0	0- 0	CONFERENCE	1- 3	12- 2	9- 1			
8- 1	0- 0	0- 0	HOME	1- 1	7- 0	5- 0			
5- 4	0- 0	0- 0	AWAY	0- 2	5- 2	4- 1			
0- 0	0- 0	0- 0	NEUTRAL	0- 0	0- 0	0- 0			

RPI 1-25				RPI 26-50				RPI 51-100				Team's RPI: 75		RPI 101+			
RPI	S	Opponent	Score	RPI	S	Opponent	Score	RPI	S	Opponent	Score			RPI	S	Opponent	Score
								53	A	American	41	46		158	A	Marist	77 70
								53	H	American	76	49		164	A	Army West Point	55 46
								82	A	New Mexico	87	94		164	H	Army West Point	70 44
								90	A	Bucknell	39	47		196	A	Lehigh	63 66
								90	H	Bucknell	40	49		196	H	Lehigh	53 50
														198	A	Richmond	76 56
														202	H	Norfolk St.	70 51
														229	A	Boston U.	64 59
														229	H	Boston U.	59 48
														235	A	Loyola Maryland	40 58
														235	H	Loyola Maryland	73 44
														237	A	Lafayette	59 43
														237	H	Lafayette	65 59
														238	A	Holy Cross	65 58
														238	H	Holy Cross	62 54
														250	H	Rider	63 44
														257	H	St. Bonaventure	86 48
														272	A	LIU Brooklyn	79 47
														282	H	North Dakota St.	67 54
														284	H	Monmouth	73 49
														287	A	Colgate	69 42
														287	H	Colgate	70 54
														289	H	Air Force	71 64
LAST 12 Division I GAMES:																	
								53	H	American	76	49		238	H	Holy Cross	62 54
								235	A	Loyola Maryland	40	58		287	A	Colgate	69 42
								90	H	Bucknell	40	49		196	H	Lehigh	53 50
								229	H	Boston U.	59	48		90	A	Bucknell	39 47
								237	A	Lafayette	59	43		229	A	Boston U.	64 59
								164	A	Army West Point	55	46		237	H	Lafayette	65 59

Navy

Average RPI	Win:	149	WON-LOST	WINNING	LAST 10	STRENGTH OF	OPP. STRENGTH	TEAM	ADJ.	CONF.	ADJ CONF.
Average RPI	Loss:	49	RECORD	PCT. RANK	GAMES	SCHEDULE	OF SCHEDULE	RPI	RPI	RPI	RPI
DIV. I ONLY		21- 10	79	6- 4	64	49	59	59	3	3	
DIV. I NON-CONF.		9- 4	82	0- 0	231	95	136	136	4	4	

TOTALS	RPI 1-25		RPI 26-50		W-L RECORDS		RPI 51-100		RPI 101-999		RPI 201+
21- 10	2- 5		3- 2		OVERALL		4- 1		12- 2		8- 0
10- 6	1- 2		0- 2		HOME		2- 0		7- 2		5- 0
9- 2	1- 1		2- 0		AWAY		2- 1		4- 0		2- 0
2- 2	0- 2		1- 0		NEUTRAL		0- 0		1- 0		1- 0
9- 4	0- 1		0- 1		NON-CONFERENCE		1- 0		8- 2		5- 0
5- 3	0- 0		0- 1		HOME		0- 0		5- 2		3- 0
3- 0	0- 0		0- 0		AWAY		1- 0		2- 0		1- 0
1- 1	0- 1		0- 0		NEUTRAL		0- 0		1- 0		1- 0
12- 6	2- 4		3- 1		CONFERENCE		3- 1		4- 0		3- 0
5- 3	1- 2		0- 1		HOME		2- 0		2- 0		2- 0
6- 2	1- 1		2- 0		AWAY		1- 1		2- 0		1- 0
1- 1	0- 1		1- 0		NEUTRAL		0- 0		0- 0		0- 0

RPI	S	Opponent	Score	RPI	S	Opponent	Score	RPI	S	Opponent	Score	RPI	S	Opponent	Score
6	H	Ohio St.	61 73	38	H	Michigan	64 69	54	A	Indiana	75 83	112	H	Washington St.	61 73
16	A	Maryland	75 77	38	N	Michigan	61 54	60	H	Purdue	75 51	146	H	Arkansas	80 69
16	H	Maryland	57 64	39	A	Rutgers	52 42	66	A	Michigan St.	79 69	162	H	SIUE	62 53
16	N	Maryland	53 66	41	A	Minnesota	79 74	70	A	Drake	89 84	166	H	Clemson	66 67
19	N	Buffalo	72 82	44	H	Creighton	49 64	93	H	Penn St.	59 51	174	A	Northwestern	69 59
21	A	Iowa	92 74									184	A	Kansas	66 49
21	H	Iowa	74 65									204	H	Wisconsin	51 48

Team's RPI: 59															
RPI 1-25															
RPI 26-50															
RPI 51-100															
RPI 101+															
LAST 12 Division I GAMES:															
16	N	Maryland	53 66	204	H	Wisconsin	51 48								
38	N	Michigan	61 54	16	H	Maryland	57 64								
16	A	Maryland	75 77	234	H	Illinois	62 47								
93	H	Penn St.	59 51	21	A	Iowa	92 74								
54	A	Indiana	75 83	60	H	Purdue	75 51								
66	A	Michigan St.	79 69	39	A	Rutgers	52 42								

Non-Div I Games:

Nebraska

Average RPI Win: 218
Average RPI Loss: 139

WON-LOST
RECORD

WINNING
PCT. RANK

LAST 10
GAMES

STRENGTH OF
SCHEDULE

OPP. STRENGTH
OF SCHEDULE

TEAM
RPI

ADJ.
RPI

CONF.
RPI

ADJ CONF.
RPI

DIV. I ONLY	13- 15	204	3- 7	180	124	205	205	16	16
DIV. I NON-CONF.	6- 4	122	0- 0	157	118	144	144	14	14

TOTALS	RPI 1-25	RPI 26-50	W-L RECORDS	RPI 51-100	RPI 101-999	RPI 201+			
13- 15	0- 1	0- 1	OVERALL	1- 4	12- 9	9- 4			
10- 5	0- 1	0- 0	HOME	1- 1	9- 3	7- 1			
2- 9	0- 0	0- 0	AWAY	0- 3	2- 6	1- 3			
1- 1	0- 0	0- 1	NEUTRAL	0- 0	1- 0	1- 0			
6- 4	0- 1	0- 1	NON-CONFERENCE	0- 0	6- 2	5- 1			
4- 2	0- 1	0- 0	HOME	0- 0	4- 1	3- 1			
1- 1	0- 0	0- 0	AWAY	0- 0	1- 1	1- 0			
1- 1	0- 0	0- 1	NEUTRAL	0- 0	1- 0	1- 0			
7- 11	0- 0	0- 0	CONFERENCE	1- 4	6- 7	4- 3			
6- 3	0- 0	0- 0	HOME	1- 1	5- 2	4- 0			
1- 8	0- 0	0- 0	AWAY	0- 3	1- 5	0- 3			
0- 0	0- 0	0- 0	NEUTRAL	0- 0	0- 0	0- 0			

RPI 1-25				RPI 26-50				RPI 51-100				RPI 101+ Team's RPI: 205			
RPI	S	Opponent	Score	RPI	S	Opponent	Score	RPI	S	Opponent	Score	RPI	S	Opponent	Score
2	H	UConn	57 88	42	N	Oregon St.	49 89	80	A	Wyoming	60 66	110	A	Utah	61 87
								80	H	Wyoming	62 65	120	A	Colorado St.	64 75
								82	A	New Mexico	68 72	120	H	Colorado St.	59 65
								87	A	UNLV	75 77	129	H	Portland St.	67 55
								87	H	UNLV	75 55	133	A	Boise St.	72 68
												133	H	Boise St.	55 63
												141	A	Fresno St.	55 68
												141	H	Fresno St.	90 73
												212	N	Montana St.	67 53
												213	H	SMU	80 72
												219	A	Seattle U	74 65
												236	H	Pepperdine	72 77
												268	H	Sacramento St.	95 68
												269	A	San Diego St.	72 75
												269	H	San Diego St.	84 72
												281	A	San Jose St.	54 57
												281	H	San Jose St.	91 63
												288	H	Santa Clara	52 41
												289	H	Air Force	70 60
												304	A	Utah St.	57 79
												304	H	Utah St.	85 78
LAST 12 Division I GAMES:															
269	H	San Diego St.	84 72	269	A	San Diego St.	72 75								
87	H	UNLV	75 55	87	A	UNLV	75 77								
120	A	Colorado St.	64 75	120	H	Colorado St.	59 65								
281	A	San Jose St.	54 57	141	A	Fresno St.	55 68								
304	H	Utah St.	85 78	80	H	Wyoming	62 65								
133	H	Boise St.	55 63	133	A	Boise St.	72 68								

Non-Div I Games: Stanislaus St. 81 60

Nevada

Average RPI Win:	246	WON-LOST	WINNING	LAST 10	STRENGTH OF	OPP. STRENGTH	TEAM	ADJ.	CONF.	ADJ CONF.
Average RPI Loss:	155	RECORD	PCT. RANK	GAMES	SCHEDULE	OF SCHEDULE	RPI	RPI	RPI	RPI
DIV. I ONLY	18- 12	114	5- 5	294	245	173	173	20	20	
DIV. I NON-CONF.	8- 4	87	0- 0	339	247	195	195	24	24	

TOTALS	RPI 1-25	RPI 26-50	W-L RECORDS	RPI 51-100	RPI 101-999	RPI 201+				
18- 12	0- 0	0- 0	OVERALL	1- 4	17- 8	12- 4				
8- 4	0- 0	0- 0	HOME	1- 1	7- 3	5- 1				
8- 7	0- 0	0- 0	AWAY	0- 3	8- 4	6- 2				
2- 1	0- 0	0- 0	NEUTRAL	0- 0	2- 1	1- 1				
8- 4	0- 0	0- 0	NON-CONFERENCE	0- 0	8- 4	7- 3				
4- 0	0- 0	0- 0	HOME	0- 0	4- 0	3- 0				
3- 3	0- 0	0- 0	AWAY	0- 0	3- 3	3- 2				
1- 1	0- 0	0- 0	NEUTRAL	0- 0	1- 1	1- 1				
10- 8	0- 0	0- 0	CONFERENCE	1- 4	9- 4	5- 1				
4- 4	0- 0	0- 0	HOME	1- 1	3- 3	2- 1				
5- 4	0- 0	0- 0	AWAY	0- 3	5- 1	3- 0				
1- 0	0- 0	0- 0	NEUTRAL	0- 0	1- 0	0- 0				

RPI 1-25				RPI 26-50				RPI 51-100				RPI 101+				Team's RPI: 173
RPI	S	Opponent	Score	RPI	S	Opponent	Score	RPI	S	Opponent	Score	RPI	S	Opponent	Score	
								74	A	Maine	46 77	115	A	Dartmouth	49 57	
								74	A	Maine	48 64	130	A	Hartford	49 85	
								74	H	Maine	46 56	130	H	Hartford	76 58	
								84	A	Albany (NY)	53 66	139	H	Northeastern	65 50	
								84	H	Albany (NY)	74 68	157	A	Binghamton	63 61	
												157	H	Binghamton	52 54	
												187	A	Stony Brook	51 50	
												187	H	Stony Brook	56 62	
												187	N	Stony Brook	71 54	
												207	A	Boston College	55 64	
												223	A	Xavier	66 71	
												229	H	Boston U.	72 57	
												246	N	La Salle	51 59	
												253	A	Sacred Heart	74 47	
												262	H	Manhattan	68 55	
												264	H	Cornell	48 45	
												271	N	Fairfield	71 61	
												291	A	Vermont	52 49	
												291	H	Vermont	53 58	
												295	A	Bryant	74 65	
												323	A	UMBC	51 46	
												323	H	UMBC	56 51	
												328	A	Wagner	65 53	
												348	A	UMass Lowell	70 49	
												348	H	UMass Lowell	66 45	

LAST 12 Division I GAMES:																
				74	A	Maine	48 64	74	A	Maine	46 77					
				187	N	Stony Brook	71 54	291	H	Vermont	53 58					
				348	A	UMass Lowell	70 49	84	H	Albany (NY)	74 68					
				187	H	Stony Brook	56 62	130	A	Hartford	49 85					
				130	H	Hartford	76 58	157	H	Binghamton	52 54					
				323	A	UMBC	51 46	74	H	Maine	46 56					

Non-Div I Games: Colby-Sawyer 64 40

New Hampshire

■ Loss,
 ■ Non-Conf, S Site,
 ■ Home
 ■ Away
 N Neutral

Average RPI Win:	186	WON-LOST	WINNING	LAST 10	STRENGTH OF	OPP. STRENGTH	TEAM	ADJ.	CONF.	ADJ CONF.
Average RPI Loss:	130	RECORD	PCT. RANK	GAMES	SCHEDULE	OF SCHEDULE	RPI	RPI	RPI	RPI
DIV. I ONLY	21- 9	66	6- 4	139	131	82	82	16	16	
DIV. I NON-CONF.	11- 1	13	0- 0	68	137	13	13	14	14	

TOTALS	RPI 1-25	RPI 26-50	W-L RECORDS	RPI 51-100	RPI 101-999	RPI 201+				
21- 9	1- 0	0- 1	OVERALL	2- 4	18- 4	10- 2				
16- 2	1- 0	0- 0	HOME	2- 2	13- 0	7- 0				
5- 7	0- 0	0- 1	AWAY	0- 2	5- 4	3- 2				
0- 0	0- 0	0- 0	NEUTRAL	0- 0	0- 0	0- 0				
11- 1	1- 0	0- 1	NON-CONFERENCE	2- 0	8- 0	4- 0				
9- 0	1- 0	0- 0	HOME	2- 0	6- 0	3- 0				
2- 1	0- 0	0- 1	AWAY	0- 0	2- 0	1- 0				
0- 0	0- 0	0- 0	NEUTRAL	0- 0	0- 0	0- 0				
10- 8	0- 0	0- 0	CONFERENCE	0- 4	10- 4	6- 2				
7- 2	0- 0	0- 0	HOME	0- 2	7- 0	4- 0				
3- 6	0- 0	0- 0	AWAY	0- 2	3- 4	2- 2				
0- 0	0- 0	0- 0	NEUTRAL	0- 0	0- 0	0- 0				

RPI 1-25				RPI 26-50				RPI 51-100 Team's RPI: 82				RPI 101+			
RPI	S	Opponent	Score	RPI	S	Opponent	Score	RPI	S	Opponent	Score	RPI	S	Opponent	Score
24	H	Marquette	88 87	33	A	Oklahoma	63 105	75	H	Navy	94 87	104	H	Western Mich.	88 76
								80	A	Wyoming	55 66	120	A	Colorado St.	71 74
								80	H	Wyoming	62 63	120	H	Colorado St.	54 48
								87	A	UNLV	62 74	133	A	Boise St.	85 91
								87	H	UNLV	66 68	133	H	Boise St.	100 83
								89	H	Lamar University	90 58	141	A	Fresno St.	93 89
												141	H	Fresno St.	88 75
												148	H	Wichita St.	76 62
												176	A	UTEP	59 35
												185	H	UC Irvine	83 61
												205	H	Nevada	72 68
												209	A	New Mexico St.	101 93
												209	H	New Mexico St.	86 75
												234	H	Illinois	97 68
												252	H	Texas Tech	90 56
												269	A	San Diego St.	89 97
												281	A	San Jose St.	86 95
												281	H	San Jose St.	92 62
												289	A	Air Force	88 59
												289	H	Air Force	57 49
												304	A	Utah St.	74 50
												304	H	Utah St.	80 47
LAST 12 Division I GAMES:															
141	A	Fresno St.	93 89	133	A	Boise St.	85 91	281	H	San Jose St.	92 62				
120	H	Colorado St.	54 48	304	H	Utah St.	80 47	120	A	Colorado St.	71 74				
87	A	UNLV	62 74	269	A	San Diego St.	89 97	87	H	UNLV	66 68				
80	H	Wyoming	62 63												
304	A	Utah St.	74 50												
289	H	Air Force	57 49												

Non-Div I Games: Northern N.M. 107 66

New Mexico

■ Loss,
 ■ Non-Conf, S Site,
 ■ Home
 ■ Away
 N Neutral

Average RPI		Win: 275	WON-LOST RECORD	WINNING PCT. RANK	LAST 10 GAMES	STRENGTH OF SCHEDULE	OPP. STRENGTH OF SCHEDULE	TEAM RPI	ADJ. RPI	CONF. RPI	ADJ. CONF. RPI
Loss: 175											
DIV. I ONLY			15- 11	126	8- 2	309	320	209	209	30	30
DIV. I NON-CONF.			4- 8	239	0- 0	227	227	262	262	31	31
TOTALS		RPI 1-25		RPI 26-50		W-L RECORDS		RPI 51-100		RPI 101-999	RPI 201+
15- 11	0- 0		0- 0		OVERALL	0- 2		15- 9		14- 5	
9- 3	0- 0		0- 0		HOME	0- 1		9- 2		8- 0	
6- 5	0- 0		0- 0		AWAY	0- 1		6- 4		6- 4	
0- 3	0- 0		0- 0		NEUTRAL	0- 0		0- 3		0- 1	
4- 8	0- 0		0- 0		NON-CONFERENCE	0- 2		4- 6		3- 2	
2- 3	0- 0		0- 0		HOME	0- 1		2- 2		1- 0	
2- 2	0- 0		0- 0		AWAY	0- 1		2- 1		2- 1	
0- 3	0- 0		0- 0		NEUTRAL	0- 0		0- 3		0- 1	
11- 3	0- 0		0- 0		CONFERENCE	0- 0		11- 3		11- 3	
7- 0	0- 0		0- 0		HOME	0- 0		7- 0		7- 0	
4- 3	0- 0		0- 0		AWAY	0- 0		4- 3		4- 3	
0- 0	0- 0		0- 0		NEUTRAL	0- 0		0- 0		0- 0	

RPI 1-25				RPI 26-50				RPI 51-100				RPI 101+				Team's RPI: 209	
RPI	S	Opponent	Score	RPI	S	Opponent	Score	RPI	S	Opponent	Score	RPI	S	Opponent	Score		
								82	A	New Mexico	75	86	104	H	Western Mich.	55	64
								82	H	New Mexico	93	101	139	N	Northeastern	64	65
												146	N	Arkansas	60	69	
												176	H	UTEP	76	68	
												201	H	UC Santa Barbara	47	77	
												210	A	CSU Bakersfield	52	62	
												210	H	CSU Bakersfield	56	48	
												219	A	Seattle U	59	69	
												219	H	Seattle U	64	53	
												221	N	Texas Southern	50	66	
												226	H	A&M-Corpus Christi	70	61	
												236	A	Pepperdine	86	64	
												249	A	Grand Canyon	34	50	
												249	H	Grand Canyon	64	60	
												276	A	Arizona	44	83	
												279	A	UMKC	76	67	
												279	H	UMKC	70	62	
												297	A	Long Beach St.	72	63	
												309	A	UTRGV	79	77	
												309	H	UTRGV	72	56	
												321	A	Utah Valley	82	72	
												321	H	Utah Valley	59	51	
												346	A	Chicago St.	63	55	
												346	H	Chicago St.	74	59	
LAST 12 Division I GAMES:																	
				309	H	UTRGV	72	56	210	A	CSU Bakersfield	52	62				
				279	A	UMKC	76	67	309	A	UTRGV	79	77				
				346	A	Chicago St.	63	55	279	H	UMKC	70	62				
				219	H	Seattle U	64	53	321	A	Utah Valley	82	72				
				321	H	Utah Valley	59	51	219	A	Seattle U	59	69				
				249	A	Grand Canyon	34	50	210	H	CSU Bakersfield	56	48				

Non-Div I Games:	Tex. Permian Basin	85	58	Western N. M.	89	60
------------------	--------------------	----	----	---------------	----	----

New Mexico St.

■ Loss, ■ Non-Conf, S Site, H Home A Away N Neutral

Average RPI Win:	277	WON-LOST	WINNING	LAST 10	STRENGTH OF	OPP. STRENGTH	TEAM	ADJ.	CONF.	ADJ CONF.
Average RPI Loss:	160	RECORD	PCT. RANK	GAMES	SCHEDULE	OF SCHEDULE	RPI	RPI	RPI	RPI
DIV. I ONLY	14- 14	178	6- 4	301	272	222	222	26	26	
DIV. I NON-CONF.	3- 7	254	0- 0	110	161	219	219	26	26	

TOTALS	RPI 1-25	RPI 26-50	W-L RECORDS	RPI 51-100	RPI 101-999	RPI 201+				
14- 14	0- 1	0- 1	OVERALL	0- 2	14- 10	13- 5				
9- 4	0- 0	0- 0	HOME	0- 1	9- 3	9- 1				
5- 10	0- 0	0- 0	AWAY	0- 0	5- 2	4- 1				
0- 0	0- 0	0- 0	NEUTRAL	0- 0	0- 0	0- 0				
3- 7	0- 1	0- 1	NON-CONFERENCE	0- 1	3- 4	3- 0				
2- 2	0- 0	0- 0	HOME	0- 1	2- 1	2- 0				
1- 5	0- 1	0- 1	AWAY	0- 0	1- 3	1- 0				
0- 0	0- 0	0- 0	NEUTRAL	0- 0	0- 0	0- 0				
11- 7	0- 0	0- 0	CONFERENCE	0- 1	11- 6	10- 5				
7- 2	0- 0	0- 0	HOME	0- 0	7- 2	7- 1				
4- 5	0- 0	0- 0	AWAY	0- 1	4- 4	3- 4				
0- 0	0- 0	0- 0	NEUTRAL	0- 0	0- 0	0- 0				

RPI 1-25				RPI 26-50				RPI 51-100				RPI 101+ Team's RPI: 222			
RPI	S	Opponent	Score	RPI	S	Opponent	Score	RPI	S	Opponent	Score	RPI	S	Opponent	Score
22	A	Missouri	45 81	50	A	Miami (FL)	46 76	77	H	Houston	66 78	113	H	SFA	67 74
								89	A	Lamar University	77 100	122	A	Tulane	56 79
												126	A	Central Ark.	52 48
												159	A	Louisiana	57 66
												161	H	Jacksonville St.	54 59
												165	A	South Ala.	45 67
												216	H	CSUN	76 73
												221	H	Texas Southern	72 69
												226	A	A&M-Corpus Christi	68 75
												226	H	A&M-Corpus Christi	66 49
												230	A	Nicholls St.	48 72
												230	H	Nicholls St.	61 62
												255	A	Abilene Christian	70 80
												277	A	McNeese	77 64
												277	H	McNeese	84 62
												299	A	Southeastern La.	74 71
												299	H	Southeastern La.	82 73
												310	H	Houston Baptist	70 52
												312	A	Incarinate Word	72 45
												312	H	Incarinate Word	52 50
												335	H	Sam Houston St.	77 50
												336	A	Northwestern St.	47 52
												336	H	Northwestern St.	81 63
												337	A	La. -Monroe	89 51
LAST 12 Division I GAMES:															
299	A	Southeastern La.	74 71	230	H	Nicholls St.	61 62								
230	A	Nicholls St.	48 72	336	A	Northwestern St.	47 52								
335	H	Sam Houston St.	77 50	312	A	Incarinate Word	72 45								
277	H	McNeese	84 62	336	H	Northwestern St.	81 63								
299	H	Southeastern La.	82 73	312	H	Incarinate Word	52 50								
226	A	A&M-Corpus Christi	68 75	126	A	Central Ark.	52 48								

Non-Div I Games: Xavier (LA) 85 50

New Orleans

Average RPI Win:	243	WON-LOST	WINNING	LAST 10	STRENGTH OF	OPP. STRENGTH	TEAM	ADJ.	CONF.	ADJ CONF.
Average RPI Loss:	173	RECORD	PCT. RANK	GAMES	SCHEDULE	OF SCHEDULE	RPI	RPI	RPI	RPI
DIV. I ONLY	13- 18	222	5- 5	208	273	233	233	28	28	
DIV. I NON-CONF.	3- 8	268	0- 0	55	125	196	196	25	25	

TOTALS	RPI 1-25	RPI 26-50	W-L RECORDS	RPI 51-100	RPI 101-999	RPI 201+				
13- 18	1- 1	0- 3	OVERALL	0- 0	12- 14	8- 7				
7- 6	1- 0	0- 2	HOME	0- 0	6- 4	5- 1				
4- 11	0- 1	0- 1	AWAY	0- 0	4- 9	2- 6				
2- 1	0- 0	0- 0	NEUTRAL	0- 0	2- 1	1- 0				
3- 8	1- 1	0- 1	NON-CONFERENCE	0- 0	2- 6	1- 1				
1- 3	1- 0	0- 1	HOME	0- 0	0- 2	0- 0				
1- 4	0- 1	0- 0	AWAY	0- 0	1- 3	1- 1				
1- 1	0- 0	0- 0	NEUTRAL	0- 0	1- 1	0- 0				
10- 10	0- 0	0- 2	CONFERENCE	0- 0	10- 8	7- 6				
6- 3	0- 0	0- 1	HOME	0- 0	6- 2	5- 1				
3- 7	0- 0	0- 1	AWAY	0- 0	3- 6	1- 5				
1- 0	0- 0	0- 0	NEUTRAL	0- 0	1- 0	1- 0				

RPI	S	Opponent	Score	RPI	S	Opponent	Score	RPI	S	Opponent	Score	RPI	S	Opponent	Score	Team's RPI: 233
16	A	Maryland	65 92	40	A	Quinnipiac	61 77					118	H	Cleveland St.	61 70	
19	H	Buffalo	75 62	40	H	Quinnipiac	55 84					124	N	Louisiana Tech	73 67	
				46	H	Drexel	65 66					130	A	Hartford	65 83	
												136	H	Saint Joseph's	69 93	
												158	A	Marist	68 61	
												158	H	Marist	78 84	
												159	N	Louisiana	52 68	
												188	A	Oakland	59 67	
												197	A	Siena	60 71	
												197	A	Siena	73 68	
												197	H	Siena	65 50	
												250	A	Rider	58 65	
												250	H	Rider	69 61	
												257	A	St. Bonaventure	58 76	
												262	A	Manhattan	64 82	
												262	H	Manhattan	65 64	
												271	A	Fairfield	53 59	
												284	A	Monmouth	63 65	
												284	H	Monmouth	68 65	
												285	A	Canisius	60 64	
												285	H	Canisius	66 72	
												287	A	Colgate	81 44	
												340	H	Iona	73 59	
												347	A	Saint Peter's	87 52	
												347	H	Saint Peter's	64 54	
												347	N	Saint Peter's	60 48	

LAST 12 Division I GAMES:																
197	A	Siena	60 71	284	A	Monmouth	63 65									
347	N	Saint Peter's	60 48	262	A	Manhattan	64 82									
158	A	Marist	68 61	347	H	Saint Peter's	64 54									
285	H	Canisius	66 72	285	A	Canisius	60 64									
284	H	Monmouth	68 65	40	H	Quinnipiac	55 84									
250	H	Rider	69 61	158	H	Marist	78 84									

Non-Div I Games:

Niagara

Average RPI Win:	294	WON-LOST	WINNING	LAST 10	STRENGTH OF	OPP. STRENGTH	TEAM	ADJ.	CONF.	ADJ CONF.
Average RPI Loss:	154	RECORD	PCT. RANK	GAMES	SCHEDULE	OF SCHEDULE	RPI	RPI	RPI	RPI
DIV. I ONLY	13- 13	178	8- 2	304	291	230	230	26	26	
DIV. I NON-CONF.	2- 6	280	0- 0	152	205	231	231	26	26	

TOTALS	RPI 1-25	RPI 26-50	W-L RECORDS	RPI 51-100	RPI 101-999	RPI 201+				
13- 13	0- 1	0- 1	OVERALL	0- 2	13- 9	13- 5				
5- 6	0- 1	0- 0	HOME	0- 2	5- 3	5- 1				
8- 6	0- 0	0- 1	AWAY	0- 0	8- 5	8- 3				
0- 1	0- 0	0- 0	NEUTRAL	0- 0	0- 1	0- 1				
2- 6	0- 1	0- 1	NON-CONFERENCE	0- 1	2- 3	2- 2				
0- 2	0- 1	0- 0	HOME	0- 1	0- 0	0- 0				
2- 3	0- 0	0- 1	AWAY	0- 0	2- 2	2- 1				
0- 1	0- 0	0- 0	NEUTRAL	0- 0	0- 1	0- 1				
11- 7	0- 0	0- 0	CONFERENCE	0- 1	11- 6	11- 3				
5- 4	0- 0	0- 0	HOME	0- 1	5- 3	5- 1				
6- 3	0- 0	0- 0	AWAY	0- 0	6- 3	6- 2				
0- 0	0- 0	0- 0	NEUTRAL	0- 0	0- 0	0- 0				

RPI 1-25				RPI 26-50				RPI 51-100				RPI 101+				Team's RPI: 230
RPI	S	Opponent	Score	RPI	S	Opponent	Score	RPI	S	Opponent	Score	RPI	S	Opponent	Score	
5	H	Baylor	43 85	27	A	LSU	50 65	89	H	Lamar University	61 76	103	A	Iowa St.	47 75	
								99	H	Jacksonville	61 69	113	H	SFA	73 86	
												126	A	Central Ark.	42 60	
												126	H	Central Ark.	48 69	
												213	A	SMU	61 68	
												222	A	New Orleans	62 61	
												222	H	New Orleans	72 48	
												226	A	A&M-Corpus Christi	55 76	
												255	H	Abilene Christian	81 60	
												267	N	Bradley	65 75	
												277	A	McNeese	61 54	
												277	H	McNeese	63 51	
												296	A	Jackson St.	90 64	
												299	A	Southeastern La.	79 64	
												299	H	Southeastern La.	57 66	
												310	A	Houston Baptist	73 61	
												310	H	Houston Baptist	63 45	
												312	A	Incarinate Word	62 64	
												335	A	Sam Houston St.	70 65	
												336	A	Northwestern St.	79 63	
												336	H	Northwestern St.	85 53	
												341	A	Mississippi Val.	62 57	
LAST 12 Division I GAMES:																
299	A	Southeastern La.	79 64	310	H	Houston Baptist	63 45									
336	H	Northwestern St.	85 53	255	H	Abilene Christian	81 60									
222	H	New Orleans	72 48	222	A	New Orleans	62 61									
277	H	McNeese	63 51	299	H	Southeastern La.	57 66									
126	A	Central Ark.	42 60	89	H	Lamar University	61 76									
335	A	Sam Houston St.	70 65	226	A	A&M-Corpus Christi	55 76									

Non-Div I Games: Spring Hill 78 70 Evangel 72 55 Southern-N. O. 83 45

Nicholls St.

Average RPI Win:	285	WON-LOST	WINNING	LAST 10	STRENGTH OF	OPP. STRENGTH	TEAM	ADJ.	CONF.	ADJ CONF.
Average RPI Loss:	179	RECORD	PCT. RANK	GAMES	SCHEDULE	OF SCHEDULE	RPI	RPI	RPI	RPI
DIV. I ONLY	18- 10	93	6- 4	331	340	202	202	31	31	
DIV. I NON-CONF.	7- 5	132	0- 0	292	314	197	197	30	30	

TOTALS	RPI 1-25	RPI 26-50	W-L RECORDS	RPI 51-100	RPI 101-999	RPI 201+				
18- 10	0- 0	0- 0	OVERALL	0- 1	18- 9	16- 3				
7- 5	0- 0	0- 0	HOME	0- 0	7- 5	7- 2				
10- 4	0- 0	0- 0	AWAY	0- 1	10- 3	8- 0				
1- 1	0- 0	0- 0	NEUTRAL	0- 0	1- 1	1- 1				
7- 5	0- 0	0- 0	NON-CONFERENCE	0- 1	7- 4	6- 2				
2- 2	0- 0	0- 0	HOME	0- 0	2- 2	2- 1				
4- 2	0- 0	0- 0	AWAY	0- 1	4- 1	3- 0				
1- 1	0- 0	0- 0	NEUTRAL	0- 0	1- 1	1- 1				
11- 5	0- 0	0- 0	CONFERENCE	0- 0	11- 5	10- 1				
5- 3	0- 0	0- 0	HOME	0- 0	5- 3	5- 1				
6- 2	0- 0	0- 0	AWAY	0- 0	6- 2	5- 0				
0- 0	0- 0	0- 0	NEUTRAL	0- 0	0- 0	0- 0				

RPI 1-25				RPI 26-50				RPI 51-100				RPI 101+				Team's RPI: 202
RPI	S	Opponent	Score	RPI	S	Opponent	Score	RPI	S	Opponent	Score	RPI	S	Opponent	Score	
								75	A	Navy	51 70	131	A	Bethune-Cookman	45 60	
												131	H	Bethune-Cookman	51 58	
												152	A	William & Mary	80 74	
												169	A	N. C. A&T	51 53	
												182	A	Hampton	63 48	
												182	H	Hampton	56 70	
												193	A	East Carolina	46 51	
												195	H	High Point	56 59	
												203	N	Bowling Green	50 59	
												217	H	UNCG	64 63	
												235	H	Loyola Maryland	58 61	
												256	A	Campbell	53 27	
												259	A	Howard	59 53	
												266	N	St. Francis Brooklyn	52 51	
												270	H	Towson	86 76	
												273	A	UMES	63 53	
												278	H	Morgan St.	53 55	
												280	A	VCU	66 52	
												318	A	N. C. Central	75 60	
												320	H	Coppin St.	71 57	
												322	A	South Carolina St.	71 67	
												322	H	South Carolina St.	63 49	
												332	H	Delaware St.	72 50	
												339	H	Florida A&M	70 49	
												342	A	Longwood	64 45	
												344	A	Savannah St.	78 58	
												344	H	Savannah St.	83 51	

LAST 12 Division I GAMES:																
				182	H	Hampton	56 70	182	A	Hampton	63 48					
				259	A	Howard	59 53	131	A	Bethune-Cookman	45 60					
				273	A	UMES	63 53	278	H	Morgan St.	53 55					
				322	H	South Carolina St.	63 49	169	A	N. C. A&T	51 53					
				344	H	Savannah St.	83 51	339	H	Florida A&M	70 49					
				332	H	Delaware St.	72 50	131	H	Bethune-Cookman	51 58					

Non-Div I Games:

Norfolk St.

Average RPI Win:	169	WON-LOST	WINNING	LAST 10	STRENGTH OF	OPP. STRENGTH	TEAM	ADJ.	CONF.	ADJ CONF.
Average RPI Loss:	58	RECORD	PCT. RANK	GAMES	SCHEDULE	OF SCHEDULE	RPI	RPI	RPI	RPI
DIV. I ONLY	15- 16	187	1- 9	28	64	116	116	1	1	
DIV. I NON-CONF.	10- 3	52	0- 0	94	298	92	92	1	1	

TOTALS	RPI 1-25	RPI 26-50	W-L RECORDS	RPI 51-100	RPI 101-999	RPI 201+				
15- 16	1- 7	1- 4	OVERALL	0- 2	13- 3	5- 1				
11- 8	1- 2	1- 3	HOME	0- 1	9- 2	3- 0				
1- 7	0- 4	0- 1	AWAY	0- 1	1- 1	0- 1				
3- 1	0- 1	0- 0	NEUTRAL	0- 0	3- 0	2- 0				
10- 3	0- 0	1- 1	NON-CONFERENCE	0- 0	9- 2	4- 0				
8- 3	0- 0	1- 1	HOME	0- 0	7- 2	3- 0				
0- 0	0- 0	0- 0	AWAY	0- 0	0- 0	0- 0				
2- 0	0- 0	0- 0	NEUTRAL	0- 0	2- 0	1- 0				
5- 13	1- 7	0- 3	CONFERENCE	0- 2	4- 1	1- 1				
3- 5	1- 2	0- 2	HOME	0- 1	2- 0	0- 0				
1- 7	0- 4	0- 1	AWAY	0- 1	1- 1	0- 1				
1- 1	0- 1	0- 0	NEUTRAL	0- 0	1- 0	0- 0				

RPI 1-25				RPI 26-50				RPI 51-100				RPI 101+ Team's RPI: 116			
RPI	S	Opponent	Score	RPI	S	Opponent	Score	RPI	S	Opponent	Score	RPI	S	Opponent	Score
1	A	Notre Dame	62 94	30	A	Vi rgi ni a	70 82	67	H	Vi rgi ni a Tech	74 90	108	A	Wake Forest	79 76
3	H	Louisville	57 67	35	H	Syracuse	80 86	68	A	Georgi a Tech	61 79	130	H	Hartford	90 70
8	A	Florida St.	65 103	41	H	Minnesota	88 83					137	H	Radford	79 46
17	A	NC State	54 73	48	H	Mercer	86 97					144	H	Col orado	87 80
17	H	NC State	53 66	50	H	Mi ami (FL)	72 92					165	H	South Al a.	84 85
17	N	NC State	64 77									166	H	Clemson	59 52
18	A	Duke	54 70									182	H	Hampton	66 70
18	H	Duke	92 86									183	H	Pi ttsburgh	68 67
												190	H	Furman	84 56
												200	N	Washi ngton	90 78
												207	A	Boston Colle ge	64 77
												207	N	Boston Colle ge	69 64
												232	N	Grambl ing	79 63
												244	H	Presbyteri an	91 56
												258	H	UNCW	86 60
												274	H	Appal achi an St.	56 43
LAST 12 Di vi si on I GAMES:															
17	N	NC State	64 77	17	A	NC State	54 73								
207	N	Boston Colle ge	69 64	67	H	Vi rgi ni a Tech	74 90								
18	A	Duke	54 70	50	H	Mi ami (FL)	72 92								
35	H	Syracuse	80 86	1	A	Notre Dame	62 94								
3	H	Loui sville	57 67	30	A	Vi rgi ni a	70 82								
68	A	Georgi a Tech	61 79	18	H	Duke	92 86								

Non-Div I Games:

North Carolina

Average RPI Win:	191	WON-LOST	WINNING	LAST 10	STRENGTH OF	OPP. STRENGTH	TEAM	ADJ.	CONF.	ADJ CONF.
Average RPI Loss:	145	RECORD	PCT. RANK	GAMES	SCHEDULE	OF SCHEDULE	RPI	RPI	RPI	RPI
DIV. I ONLY	10- 17	241	2- 8	74	216	192	192	19	19	
DIV. I NON-CONF.	5- 4	146	0- 0	14	178	41	41	13	13	

TOTALS	RPI 1-25	RPI 26-50	W-L RECORDS	RPI 51-100	RPI 101-999	RPI 201+				
10- 17	0- 1	1- 3	OVERALL	1- 1	8- 12	5- 5				
7- 5	0- 0	1- 0	HOME	0- 0	6- 5	3- 2				
2- 12	0- 1	0- 3	AWAY	0- 1	2- 7	2- 3				
1- 0	0- 0	0- 0	NEUTRAL	1- 0	0- 0	0- 0				
5- 4	0- 1	0- 2	NON-CONFERENCE	1- 1	4- 0	3- 0				
3- 0	0- 0	0- 0	HOME	0- 0	3- 0	2- 0				
1- 4	0- 1	0- 2	AWAY	0- 1	1- 0	1- 0				
1- 0	0- 0	0- 0	NEUTRAL	1- 0	0- 0	0- 0				
5- 13	0- 0	1- 1	CONFERENCE	0- 0	4- 12	2- 5				
4- 5	0- 0	1- 0	HOME	0- 0	3- 5	1- 2				
1- 8	0- 0	0- 1	AWAY	0- 0	1- 7	1- 3				
0- 0	0- 0	0- 0	NEUTRAL	0- 0	0- 0	0- 0				

RPI 1-25				RPI 26-50				RPI 51-100				RPI 101+				Team's RPI: 192
RPI	S	Opponent	Score	RPI	S	Opponent	Score	RPI	S	Opponent	Score	RPI	S	Opponent	Score	
5	A	Baylor	43 105	31	A	South Dakota St.	52 66	62	A	South Dakota	71 76	129	H	Portland St.	61 80	
				37	A	Northern Colo.	45 51	89	N	Lamar University	73 70	135	H	UNI	80 72	
				37	H	Northern Colo.	78 70					142	A	Eastern Wash.	70 74	
				42	A	Oregon St.	55 65					142	H	Eastern Wash.	81 79	
												147	A	Weber St.	69 80	
												147	H	Weber St.	80 67	
												149	A	Idaho St.	46 57	
												149	H	Idaho St.	55 68	
												151	A	Idaho	75 80	
												151	H	Idaho	64 78	
												212	A	Montana St.	56 72	
												212	H	Montana St.	79 70	
												240	A	Montana	51 53	
												240	H	Montana	43 54	
												265	A	UTSA	60 47	
												268	H	Sacramento St.	66 72	
												275	H	Massachusetts	82 52	
												282	H	North Dakota St.	79 68	
												307	A	Northern Ariz.	59 79	
												330	A	Southern Utah	68 53	

LAST 12 Division I GAMES:																
129	H	Portland St.	61 80	147	H	Weber St.	80 67									
268	H	Sacramento St.	66 72	240	A	Montana	51 53									
37	A	Northern Colo.	45 51	212	A	Montana St.	56 72									
307	A	Northern Ariz.	59 79	151	H	Idaho	64 78									
330	A	Southern Utah	68 53	142	H	Eastern Wash.	81 79									
149	H	Idaho St.	55 68	37	H	Northern Colo.	78 70									

Non-Div I Games: Mayville St. 82 54 Southwest Minn. St. 85 62

North Dakota

Average RPI Win: 314
Average RPI Loss: 135

WON-LOST
RECORD

WINNING
PCT. RANK

LAST 10
GAMES

STRENGTH OF
SCHEDULE

OPP. STRENGTH
OF SCHEDULE

TEAM
RPI

ADJ.
RPI

CONF.
RPI

ADJ CONF.
RPI

DIV. I ONLY	6- 20	309	1- 9	161	220	282	282	12	12
DIV. I NON-CONF.	4- 7	226	0- 0	283	326	272	272	16	16
TOTALS	RPI 1-25	RPI 26-50	W-L RECORDS	RPI 51-100	RPI 101-999	RPI 201+			
6- 20	0- 0	0- 3	OVERALL	0- 5	6- 12	6- 3			
3- 8	0- 0	0- 1	HOME	0- 2	3- 5	3- 2			
2- 10	0- 0	0- 1	AWAY	0- 3	2- 6	2- 1			
1- 2	0- 0	0- 1	NEUTRAL	0- 0	1- 1	1- 0			
4- 7	0- 0	0- 0	NON-CONFERENCE	0- 1	4- 6	4- 1			
2- 2	0- 0	0- 0	HOME	0- 0	2- 2	2- 1			
1- 4	0- 0	0- 0	AWAY	0- 1	1- 3	1- 0			
1- 1	0- 0	0- 0	NEUTRAL	0- 0	1- 1	1- 0			
2- 13	0- 0	0- 3	CONFERENCE	0- 4	2- 6	2- 2			
1- 6	0- 0	0- 1	HOME	0- 2	1- 3	1- 1			
1- 6	0- 0	0- 1	AWAY	0- 2	1- 3	1- 1			
0- 1	0- 0	0- 1	NEUTRAL	0- 0	0- 0	0- 0			

RPI S Opponent	Score	RPI S Opponent	Score	RPI S Opponent	Score	RPI S Opponent	Score
31 A South Dakota St.	63 83	62 A South Dakota	54 80	126 N Central Ark.	45 68	127 A Milwaukee	38 74
31 H South Dakota St.	64 85	62 H South Dakota	67 82	140 H Cal Poly	69 73	144 A Colorado	59 108
31 N South Dakota St.	62 87	75 A Navy	54 67	170 A Oral Roberts	48 71	170 H Oral Roberts	57 64
		96 A Western Ill.	72 97	177 A Denver	79 98	177 H Denver	73 78
		96 H Western Ill.	60 77	192 A North Dakota	68 79	242 A Omaha	67 80
				242 H Omaha	57 59	275 H Massachusetts	82 70
				300 A FIU	71 68	309 H UTRGV	79 82
				323 N UMBC	67 53	324 A Fort Wayne	66 52
				324 H Fort Wayne	72 56	324 H Fort Wayne	72 56
				338 H NJIT	105 58		
LAST 12 Division I GAMES:							
31 N South Dakota St.	62 87	62 A South Dakota	54 80				
242 H Omaha	57 59	31 H South Dakota St.	64 85				
96 H Western Ill.	60 77	96 A Western Ill.	72 97				
324 A Fort Wayne	66 52	242 A Omaha	67 80				
177 H Denver	73 78	324 H Fort Wayne	72 56				
170 H Oral Roberts	57 64	177 A Denver	79 98				

Non-Div I Games: Valley City St. 67 58 Mayville St. 87 43 Dakota St. 97 42

North Dakota St.

Average RPI Win:	237	WON-LOST	WINNING	LAST 10	STRENGTH OF	OPP. STRENGTH	TEAM	ADJ.	CONF.	ADJ CONF.
Average RPI Loss:	179	RECORD	PCT. RANK	GAMES	SCHEDULE	OF SCHEDULE	RPI	RPI	RPI	RPI
DIV. I ONLY	10- 17	241	4- 6	225	240	241	241	24	24	
DIV. I NON-CONF.	4- 8	239	0- 0	161	171	206	206	22	22	

TOTALS	RPI 1-25	RPI 26-50	W-L RECORDS	RPI 51-100	RPI 101-999	RPI 201+				
10- 17	0- 1	0- 2	OVERALL	1- 4	9- 10	6- 8				
5- 5	0- 0	0- 0	HOME	1- 1	4- 4	3- 3				
5- 11	0- 1	0- 2	AWAY	0- 3	5- 5	3- 4				
0- 1	0- 0	0- 0	NEUTRAL	0- 0	0- 1	0- 1				
4- 8	0- 1	0- 2	NON-CONFERENCE	0- 1	4- 4	2- 4				
2- 1	0- 0	0- 0	HOME	0- 0	2- 1	1- 1				
2- 6	0- 1	0- 2	AWAY	0- 1	2- 2	1- 2				
0- 1	0- 0	0- 0	NEUTRAL	0- 0	0- 1	0- 1				
6- 9	0- 0	0- 0	CONFERENCE	1- 3	5- 6	4- 4				
3- 4	0- 0	0- 0	HOME	1- 1	2- 3	2- 2				
3- 5	0- 0	0- 0	AWAY	0- 2	3- 3	2- 2				
0- 0	0- 0	0- 0	NEUTRAL	0- 0	0- 0	0- 0				

RPI 1-25				RPI 26-50				RPI 51-100				RPI 101+				Team's RPI: 241
RPI	S	Opponent	Score	RPI	S	Opponent	Score	RPI	S	Opponent	Score	RPI	S	Opponent	Score	
8	A	Florida St.	51 109	26	A	Georgia	37 75	52	A	FGCU	52 67	131	H	Bethune-Cookman	70 63	
				38	A	Michigan	34 79	52	H	FGCU	75 73	191	A	Morehead St.	61 56	
								63	A	West Virginia	59 87	199	A	Stetson	63 55	
								99	A	Jacksonville	43 64	199	A	Stetson	55 68	
								99	H	Jacksonville	48 66	199	H	Stetson	51 68	
												220	A	Fla. Atlantic	75 83	
												254	H	Northern Ky.	58 50	
												261	A	Lipscomb	57 78	
												261	H	Lipscomb	69 73	
												263	H	Col. of Charleston	69 73	
												284	N	Monmouth	57 67	
												301	A	Kennesaw St.	68 44	
												301	H	Kennesaw St.	77 72	
												302	A	USC Upstate	65 61	
												302	H	USC Upstate	79 61	
												303	A	Wofford	57 69	
												338	A	NJIT	65 75	
												338	H	NJIT	62 66	
												339	A	Florida A&M	77 68	

LAST 12 Division I GAMES:																
199	A	Stetson	63 55	52	A	FGCU	52 67									
99	A	Jacksonville	43 64	199	H	Stetson	51 68									
302	H	USC Upstate	79 61	52	H	FGCU	75 73									
338	H	NJIT	62 66	199	A	Stetson	55 68									
301	A	Kennesaw St.	68 44	338	A	NJIT	65 75									
261	A	Lipscomb	57 78	302	A	USC Upstate	65 61									

Non-Div I Games: Warner 74 38 Edward Waters 73 47 Webber Int'l 81 53

North Florida

Loss, Non-Conf, S Site, H Home A Away N Neutral

Average RPI Win:	250	WON-LOST	WINNING	LAST 10	STRENGTH OF	OPP. STRENGTH	TEAM	ADJ.	CONF.	ADJ CONF.
Average RPI Loss:	145	RECORD	PCT. RANK	GAMES	SCHEDULE	OF SCHEDULE	RPI	RPI	RPI	RPI
DIV. I ONLY	12- 13	197	4- 6	279	167	224	224	18	18	
DIV. I NON-CONF.	6- 3	87	0- 0	346	89	237	237	20	20	

TOTALS	RPI 1-25	RPI 26-50	W-L RECORDS	RPI 51-100	RPI 101-999	RPI 201+				
12- 13	0- 0	0- 0	OVERALL	0- 5	12- 8	10- 3				
6- 6	0- 0	0- 0	HOME	0- 3	6- 3	4- 1				
4- 7	0- 0	0- 0	AWAY	0- 2	4- 5	4- 2				
2- 0	0- 0	0- 0	NEUTRAL	0- 0	2- 0	2- 0				
6- 3	0- 0	0- 0	NON-CONFERENCE	0- 2	6- 1	5- 1				
3- 1	0- 0	0- 0	HOME	0- 1	3- 0	2- 0				
1- 2	0- 0	0- 0	AWAY	0- 1	1- 1	1- 1				
2- 0	0- 0	0- 0	NEUTRAL	0- 0	2- 0	2- 0				
6- 10	0- 0	0- 0	CONFERENCE	0- 3	6- 7	5- 2				
3- 5	0- 0	0- 0	HOME	0- 2	3- 3	2- 1				
3- 5	0- 0	0- 0	AWAY	0- 1	3- 4	3- 1				
0- 0	0- 0	0- 0	NEUTRAL	0- 0	0- 0	0- 0				

RPI 1-25				RPI 26-50				RPI 51-100				RPI 101+				Team's RPI: 224	
RPI	S	Opponent	Score	RPI	S	Opponent	Score	RPI	S	Opponent	Score	RPI	S	Opponent	Score		
								54	A	Indiana	63	68	102	A	Middle Tenn.	48	56
								56	H	Western Ky.	65	79	106	A	Rice	45	47
								81	A	UAB	52	68	106	H	Rice	49	50
								81	H	UAB	51	69	124	A	Louisiana Tech	53	61
								91	H	Kansas St.	54	55	154	H	Charlotte	73	68
												176	H	UTEP	48	50	
												194	H	Tulsa	66	43	
												206	H	Southern Miss.	71	62	
												213	H	SMU	47	40	
												220	A	Fla. Atlantic	65	51	
												228	N	Coastal Caro.	50	34	
												246	H	La Salle	70	44	
												265	A	UTSA	58	70	
												283	A	Old Dominion	55	52	
												283	H	Old Dominion	63	46	
												300	A	FIU	92	46	
												313	H	Marshall	54	62	
												326	N	Detroit Mercy	63	57	
												331	A	Ill. -Chicago	67	70	
												345	A	Eastern Ill.	63	61	
LAST 12 Division I GAMES:																	
106	A	Rice	45	47	300	A	FIU	92	46								
81	H	UAB	51	69	265	A	UTSA	58	70								
313	H	Marshall	54	62	176	H	UTEP	48	50								
283	A	Old Dominion	55	52	56	H	Western Ky.	65	79								
206	H	Southern Miss.	71	62	81	A	UAB	52	68								
220	A	Fla. Atlantic	65	51	102	A	Middle Tenn.	48	56								

Non-Div I Games: Mid-Amer. Christian 86 52 Tex. A&M Int'l 64 38 Okla. Panhandle 63 41

North Texas

Loss, Non-Conf, S Site, H Home A Away N Neutral

Northeastern

Through Games Of March 4, 2018

Average RPI Win:	228	WON-LOST	WINNING	LAST 10	STRENGTH OF	OPP. STRENGTH	TEAM	ADJ.	CONF.	ADJ CONF.
Average RPI Loss:	112	RECORD	PCT. RANK	GAMES	SCHEDULE	OF SCHEDULE	RPI	RPI	RPI	RPI
DIV. I ONLY	16- 13	141	6- 4	134	196	139	139	10	10	
DIV. I NON-CONF.	5- 6	187	0- 0	204	329	213	213	12	12	

TOTALS	RPI 1-25	RPI 26-50	W-L RECORDS	RPI 51-100	RPI 101-999	RPI 201+				
16- 13	0- 0	0- 4	OVERALL	0- 4	16- 5	12- 3				
8- 5	0- 0	0- 2	HOME	0- 2	8- 1	5- 1				
7- 6	0- 0	0- 2	AWAY	0- 1	7- 3	6- 1				
1- 2	0- 0	0- 0	NEUTRAL	0- 1	1- 1	1- 1				
5- 6	0- 0	0- 0	NON-CONFERENCE	0- 2	5- 4	4- 3				
2- 2	0- 0	0- 0	HOME	0- 1	2- 1	1- 1				
2- 2	0- 0	0- 0	AWAY	0- 0	2- 2	2- 1				
1- 2	0- 0	0- 0	NEUTRAL	0- 1	1- 1	1- 1				
11- 7	0- 0	0- 4	CONFERENCE	0- 2	11- 1	8- 0				
6- 3	0- 0	0- 2	HOME	0- 1	6- 0	4- 0				
5- 4	0- 0	0- 2	AWAY	0- 1	5- 1	4- 0				
0- 0	0- 0	0- 0	NEUTRAL	0- 0	0- 0	0- 0				

RPI	S	Opponent	Score	RPI	S	Opponent	Score	RPI	S	Opponent	Score	RPI	S	Opponent	Score	Team's RPI: 139
46	A	Drexel	50 58	51	H	Harvard	69 79	114	A	Delaware	64 53	114	H	Delaware	73 59	
46	H	Drexel	58 69	64	A	James Madison	43 72	152	A	William & Mary	53 71	152	H	William & Mary	64 46	
47	A	Elon	71 78	64	H	James Madison	57 60	158	H	Marist	78 72	173	A	New Hampshire	50 65	
47	H	Elon	46 65	77	N	Houston	64 72	209	N	New Mexico St.	65 64	215	H	Providence	95 98	
								229	A	Boston U.	73 74	239	N	Illinois St.	55 65	
								243	A	Hofstra	55 50	243	H	Hofstra	58 54	
								258	A	UNCW	54 47	258	H	UNCW	56 39	
								263	A	Col. of Charleston	67 48	263	H	Col. of Charleston	59 37	
								270	A	Towson	70 61	270	H	Towson	79 61	
								271	H	Fairfield	63 43	275	A	Massachusetts	64 54	
								291	A	Vermont	71 66					
LAST 12 Division I GAMES:																
243	H	Hofstra	58 54	64	A	James Madison	43 72	114	H	Delaware	73 59	258	H	UNCW	56 39	
263	A	Col. of Charleston	67 48	114	H	Delaware	73 59	46	A	Drexel	50 58	114	A	Delaware	64 53	
243	A	Hofstra	55 50	46	A	Drexel	50 58	152	H	William & Mary	64 46					
47	H	Elon	79 61													
270	H	Towson	53 71													
152	A	William & Mary														

Non-Div I Games:

Northeastern

■ Loss,
 ■ Non-Conf,
 ■ S Site,
 ■ Home
 ■ A Away
 N Neutral

Average RPI		Win: 224	WON-LOST RECORD	WINNING PCT. RANK	LAST 10 GAMES	STRENGTH OF SCHEDULE	OPP. STRENGTH OF SCHEDULE	TEAM RPI	ADJ. RPI	CONF. RPI	ADJ. CONF. RPI
Loss: 178											
DIV. I ONLY			6- 22	313	3- 7	217	247	307	307	19	19
DIV. I NON-CONF.			2- 8	290	0- 0	197	306	298	298	13	13
TOTALS		RPI 1-25		RPI 26-50		W-L RECORDS		RPI 51-100		RPI 101-999	RPI 201+
6- 22	0- 0			0- 1		OVERALL		0- 0		6- 21	3- 8
3- 11	0- 0			0- 1		HOME		0- 0		3- 10	1- 4
2- 11	0- 0			0- 0		AWAY		0- 0		2- 11	2- 4
1- 0	0- 0			0- 0		NEUTRAL		0- 0		1- 0	0- 0
2- 8	0- 0			0- 0		NON-CONFERENCE		0- 0		2- 8	1- 3
1- 4	0- 0			0- 0		HOME		0- 0		1- 4	1- 1
0- 4	0- 0			0- 0		AWAY		0- 0		0- 4	0- 2
1- 0	0- 0			0- 0		NEUTRAL		0- 0		1- 0	0- 0
4- 14	0- 0			0- 1		CONFERENCE		0- 0		4- 13	2- 5
2- 7	0- 0			0- 1		HOME		0- 0		2- 6	0- 3
2- 7	0- 0			0- 0		AWAY		0- 0		2- 7	2- 2
0- 0	0- 0			0- 0		NEUTRAL		0- 0		0- 0	0- 0

[illegible]

Non-Div I Games:	Antelope Valley	104	49
------------------	-----------------	-----	----

Northern Ari z.

Loss, Non-Conf, S Site, H Home A Away N Neutral

Average RPI Win:	207	WON-LOST	WINNING	LAST 10	STRENGTH OF	OPP. STRENGTH	TEAM	ADJ.	CONF.	ADJ CONF.
Average RPI Loss:	76	RECORD	PCT. RANK	GAMES	SCHEDULE	OF SCHEDULE	RPI	RPI	RPI	RPI
DIV. I ONLY	15- 14	166	5- 5	119	97	134	134	8	8	
DIV. I NON-CONF.	8- 3	65	0- 0	278	285	113	113	8	8	

TOTALS	RPI 1-25	RPI 26-50	W-L RECORDS	RPI 51-100	RPI 101-999	RPI 201+				
15- 14	1- 3	0- 2	OVERALL	2- 6	12- 3	9- 1				
7- 5	1- 1	0- 1	HOME	2- 1	4- 2	3- 1				
7- 7	0- 0	0- 0	AWAY	0- 1	7- 0	5- 0				
1- 2	0- 0	0- 0	NEUTRAL	0- 2	1- 0	1- 0				
8- 3	0- 1	0- 0	NON-CONFERENCE	1- 2	7- 0	6- 0				
3- 0	0- 0	0- 0	HOME	1- 0	2- 0	2- 0				
4- 1	0- 1	0- 0	AWAY	0- 0	4- 0	3- 0				
1- 2	0- 0	0- 0	NEUTRAL	0- 2	1- 0	1- 0				
7- 11	1- 2	0- 2	CONFERENCE	1- 4	5- 3	3- 1				
4- 5	1- 1	0- 1	HOME	1- 1	2- 2	1- 1				
3- 6	0- 1	0- 1	AWAY	0- 3	3- 1	2- 0				
0- 0	0- 0	0- 0	NEUTRAL	0- 0	0- 0	0- 0				

RPI 1-25				RPI 26-50				RPI 51-100				RPI 101+				Team's RPI: 134
RPI	S	Opponent	Score	RPI	S	Opponent	Score	RPI	S	Opponent	Score	RPI	S	Opponent	Score	
19	H	Buffalo	86 84	34	A	Ball St.	72 81	71	A	Toledo	60 63	104	A	Western Mi ch.	83 88	
20	A	Central Mich.	77 91	34	H	Ball St.	50 72	71	H	Toledo	89 79	104	H	Western Mi ch.	66 85	
20	H	Central Mich.	78 81					83	A	Miami (OH)	65 67	160	A	Kent St.	72 62	
21	A	Iowa	80 105					83	H	Miami (OH)	62 77	160	H	Kent St.	81 79	
								84	N	Albany (NY)	91 97	162	A	SIUE	86 75	
								89	N	Lamar University	80 90	203	H	Bowling Green	73 68	
								96	H	Western Ill.	96 94	214	A	Eastern Mi ch.	84 75	
								100	A	Ohio	75 77	214	H	Eastern Mi ch.	76 83	
												218	A	Akron	84 61	
												265	A	UTSA	69 55	
												267	H	Bradley	76 52	
												268	N	Sacramento St.	84 75	
												305	H	Loyola Chicago	80 71	
												345	A	Eastern Ill.	93 64	
												346	A	Chicago St.	80 59	

LAST 12 Division I GAMES:																
104	H	Western Mi ch.	66 85	218	A	Akron	84 61									
71	H	Toledo	89 79	160	A	Kent St.	72 62									
214	A	Eastern Mi ch.	84 75	83	H	Miami (OH)	62 77									
20	A	Central Mich.	77 91	34	A	Ball St.	72 81									
34	H	Ball St.	50 72	100	A	Ohio	75 77									
203	H	Bowling Green	73 68	214	H	Eastern Mi ch.	76 83									

Non-Div I Games:

Northern Ill.

Average RPI Win: 220		WON-LOST RECORD	WINNING PCT. RANK	LAST 10 GAMES	STRENGTH OF SCHEDULE	OPP. STRENGTH OF SCHEDULE	TEAM RPI	ADJ. RPI	CONF. RPI	ADJ. CONF. RPI
Loss: 147										
DIV. I ONLY		8- 22	288	4- 6	109	203	254	254	11	11
DIV. I NON-CONF.		1- 9	318	0- 0	142	321	294	294	15	15
TOTALS		RPI 1-25	RPI 26-50	W-L RECORDS		RPI 51-100	RPI 101-999	RPI 201+		
8- 22	1- 2		0- 0	OVERALL		0- 6	7- 14	4- 5		
4- 9	1- 0		0- 0	HOME		0- 3	3- 6	2- 1		
3- 11	0- 1		0- 0	AWAY		0- 2	3- 8	1- 4		
1- 2	0- 1		0- 0	NEUTRAL		0- 1	1- 0	1- 0		
1- 9	0- 0		0- 0	NON-CONFERENCE		0- 2	1- 7	0- 4		
0- 4	0- 0		0- 0	HOME		0- 1	0- 3	0- 1		
1- 4	0- 0		0- 0	AWAY		0- 0	1- 4	0- 3		
0- 1	0- 0		0- 0	NEUTRAL		0- 1	0- 0	0- 0		
7- 13	1- 2		0- 0	CONFERENCE		0- 4	6- 7	4- 1		
4- 5	1- 0		0- 0	HOME		0- 2	3- 3	2- 0		
2- 7	0- 1		0- 0	AWAY		0- 2	2- 4	1- 1		
1- 1	0- 1		0- 0	NEUTRAL		0- 0	1- 0	1- 0		

RPI 1-25					
RPI	S	Opponent	Score		
25	A	Green Bay	41	58	
25	H	Green Bay	62	54	
25	N	Green Bay	49	62	

RPI 26-50					
RPI	S	Opponent	Score		

RPI 51-100					
RPI	S	Opponent	Score		
54	H	Indiana	56	67	
76	A	IUPUI	54	56	
76	H	IUPUI	35	71	
92	A	Wright St.	60	73	
92	H	Wright St.	63	68	
99	N	Jacksonville	49	61	

RPI 101+					
RPI	S	Opponent	Team's RPI:	Score	254
109	A	ETSU	57	45	
118	A	Cleveland St.	49	72	
118	H	Cleveland St.	65	70	
127	A	Milwaukee	60	57	
127	H	Milwaukee	49	52	
132	H	Robert Morris	50	59	
145	A	Youngstown St.	51	54	
145	H	Youngstown St.	59	60	
160	H	Kent St.	54	59	
188	A	Oakland	53	79	
188	H	Oakland	66	59	
199	A	Stetson	56	67	
239	A	Illinois St.	37	49	
241	A	North Florida	50	58	
248	H	Austin Peay	52	53	
294	A	Murray St.	87	98	
326	A	Detroit Mercy	78	67	
326	H	Detroit Mercy	64	60	
326	N	Detroit Mercy	76	61	
331	A	Ill.-Chicago	55	73	
331	H	Ill.-Chicago	61	53	

LAST 12 Division I GAMES:					
25	N	Green Bay	49	62	
326	N	Detroit Mercy	76	61	
76	A	IUPUI	54	56	
331	A	Ill.-Chicago	55	73	
145	H	Youngstown St.	59	60	
92	A	Wright St.	60	73	
326	H	Detroit Mercy	64	60	
188	H	Oakland	66	59	
127	A	Milwaukee	60	57	
25	A	Green Bay	41	58	
118	A	Cleveland St.	49	72	
145	A	Youngstown St.	51	54	

Non-Div I Games: Oakland and City 103 25

Northern Ky.

■ Loss, ■ Non-Conf, S Site, H Home A Away N Neutral

Average RPI	Win:	210	WON-LOST	WINNING	LAST 10	STRENGTH OF	OPP. STRENGTH	TEAM	ADJ.	CONF.	ADJ CONF.
Average RPI	Loss:	61	RECORD	PCT. RANK	GAMES	SCHEDULE	OF SCHEDULE	RPI	RPI	RPI	RPI
DIV. I ONLY		12- 20		240	3- 7	75	67	174	174	3	3
DIV. I NON-CONF.		7- 7		170	0- 0	137	152	163	163	4	4

TOTALS	RPI 1-25		RPI 26-50		W-L RECORDS	RPI 51-100		RPI 101-999		RPI 201+	
12- 20	0- 6		1- 4		OVERALL	0- 7		11- 3		7- 1	
7- 8	0- 4		1- 2		HOME	0- 1		6- 1		4- 0	
3- 9	0- 0		0- 0		AWAY	0- 1		3- 0		2- 0	
2- 3	0- 1		0- 0		NEUTRAL	0- 1		2- 1		1- 0	
7- 7	0- 2		0- 1		NON-CONFERENCE	0- 2		7- 2		3- 0	
4- 3	0- 2		0- 0		HOME	0- 0		4- 1		2- 0	
2- 2	0- 0		0- 1		AWAY	0- 1		2- 0		1- 0	
1- 2	0- 0		0- 0		NEUTRAL	0- 1		1- 1		0- 0	
5- 13	0- 4		1- 3		CONFERENCE	0- 5		4- 1		4- 1	
3- 5	0- 2		1- 2		HOME	0- 1		2- 0		2- 0	
1- 7	0- 1		0- 1		AWAY	0- 4		1- 1		1- 1	
1- 1	0- 1		0- 0		NEUTRAL	0- 0		1- 0		1- 0	

RPI	S	Opponent	Score
6	A	Ohio St.	54 88
16	H	Maryland	65 68
21	H	Iowa	61 70
21	N	Iowa	45 55
23	H	DePaul	63 92
25	H	Green Bay	57 63

RPI	S	Opponent	Score
35	A	Syracuse	74 81
38	A	Michigan	63 84
38	H	Michigan	59 80
39	H	Rutgers	63 50
41	H	Minnesota	63 90

RPI	S	Opponent	Score
54	A	Indiana	73 78
59	H	Nebraska	59 69
60	A	Purdue	60 63
66	A	Michigan St.	51 81
93	A	Penn St.	59 67
97	A	Missouri St.	59 90
98	N	Georgetown	54 55

RPI	S	Opponent	Score
101	N	Auburn	49 48
105	N	Chattanooga	44 61
127	H	Milwaukee	57 66
155	A	UT Martin	71 63
187	H	Stony Brook	68 36
188	H	Oakland	88 70
204	A	Wisconsin	46 58
204	H	Wisconsin	69 60
204	N	Wisconsin	68 63
234	A	Illinois	74 59
234	H	Illinois	68 61
288	H	Santa Clara	57 47
345	H	Eastern Ill.	74 40
346	A	Chicago St.	63 36

LAST 12 Division I GAMES:

21	N	Iowa	45 55	21	H	Iowa	61 70
204	N	Wisconsin	68 63	38	A	Michigan	63 84
39	H	Rutgers	63 50	54	A	Indiana	73 78
6	A	Ohio St.	54 88	38	H	Michigan	59 80
234	H	Illinois	68 61	16	H	Maryland	65 68
93	A	Penn St.	59 67	204	A	Wisconsin	46 58

Non-Div I Games:

Northwestern

Average RPI Win:	298	WON-LOST	WINNING	LAST 10	STRENGTH OF	OPP. STRENGTH	TEAM	ADJ.	CONF.	ADJ CONF.
Average RPI Loss:	192	RECORD	PCT. RANK	GAMES	SCHEDULE	OF SCHEDULE	RPI	RPI	RPI	RPI
DIV. I ONLY	3- 22	332	1- 9	249	279	336	336	26	26	
DIV. I NON-CONF.	1- 6	306	0- 0	154	79	261	261	26	26	

TOTALS	RPI 1-25	RPI 26-50	W-L RECORDS	RPI 51-100	RPI 101-999	RPI 201+				
3- 22	0- 1	0- 0	OVERALL	0- 3	3- 18	3- 13				
2- 8	0- 0	0- 0	HOME	0- 0	2- 8	2- 6				
1- 13	0- 0	0- 0	AWAY	0- 0	1- 1	1- 0				
0- 1	0- 0	0- 0	NEUTRAL	0- 0	0- 1	0- 1				
1- 6	0- 1	0- 0	NON-CONFERENCE	0- 2	1- 3	1- 2				
0- 1	0- 0	0- 0	HOME	0- 0	0- 1	0- 1				
1- 4	0- 1	0- 0	AWAY	0- 2	1- 1	1- 0				
0- 1	0- 0	0- 0	NEUTRAL	0- 0	0- 1	0- 1				
2- 16	0- 0	0- 0	CONFERENCE	0- 1	2- 15	2- 11				
2- 7	0- 0	0- 0	HOME	0- 0	2- 7	2- 5				
0- 9	0- 0	0- 0	AWAY	0- 1	0- 8	0- 6				
0- 0	0- 0	0- 0	NEUTRAL	0- 0	0- 0	0- 0				

RPI 1-25				RPI 26-50				RPI 51-100				RPI 101+ Team's RPI: 336			
RPI	S	Opponent	Score	RPI	S	Opponent	Score	RPI	S	Opponent	Score	RPI	S	Opponent	Score
11	A	Texas	44 68					57	A	Oklahoma St.	44 78	113	A	SFA	48 83
								69	A	TCU	51 89	113	H	SFA	62 70
								89	A	Lamar University	44 71	126	A	Central Ark.	39 59
												126	H	Central Ark.	53 61
												163	A	Ole Miss	44 75
												206	H	Southern Miss.	59 71
												221	N	Texas Southern	43 56
												222	A	New Orleans	63 81
												222	H	New Orleans	52 47
												226	H	A&M-Corpus Christi	56 62
												230	A	Nicholls St.	53 85
												230	H	Nicholls St.	63 79
												255	A	Abilene Christian	41 80
												277	A	McNeese	67 72
												277	H	McNeese	44 60
												299	A	Southeastern La.	65 71
												299	H	Southeastern La.	54 64
												310	A	Houston Baptist	51 57
												312	H	Incarinate Word	53 57
												335	H	Sam Houston St.	63 60
												337	A	La.-Monroe	70 48

LAST 12 Division I GAMES:															
126	A	Central Ark.	39 59	89	A	Lamar University	44 71								
230	A	Nicholls St.	53 85	277	H	McNeese	44 60								
299	H	Southeastern La.	54 64	222	H	New Orleans	52 47								
312	H	Incarinate Word	53 57	126	H	Central Ark.	53 61								
310	A	Houston Baptist	51 57	222	A	New Orleans	63 81								
113	A	SFA	48 83	299	A	Southeastern La.	65 71								

Non-Div I Games: LeTourneau 82 39 LSU-Shreveport 62 42 LSU-Alexandria 85 55 Central Baptist 87 22 Northwestern St.

Average RPI	Win:	74	WON-LOST	WINNING	LAST 10	STRENGTH OF	OPP. STRENGTH	TEAM	ADJ.	CONF.	ADJ CONF.
Average RPI	Loss:	3	RECORD	PCT. RANK	GAMES	SCHEDULE	OF SCHEDULE	RPI	RPI	RPI	RPI
DIV. I ONLY		29- 3		7	9- 1	1	1	1	1	1	1
DIV. I NON-CONF.		12- 1		6	0- 0	2	3	2	2	1	1

TOTALS	RPI 1-25		RPI 26-50		W-L RECORDS	RPI 51-100		RPI 101-999		RPI 201+	
29- 3	9- 3		6- 0		OVERALL	6- 0		8- 0		3- 0	
13- 0	4- 0		2- 0		HOME	3- 0		4- 0		2- 0	
11- 2	2- 2		3- 0		AWAY	3- 0		3- 0		1- 0	
5- 1	3- 1		1- 0		NEUTRAL	0- 0		1- 0		0- 0	
12- 1	5- 1		2- 0		NON-CONFERENCE	3- 0		2- 0		1- 0	
5- 0	3- 0		0- 0		HOME	1- 0		1- 0		1- 0	
4- 1	0- 1		2- 0		AWAY	2- 0		0- 0		0- 0	
3- 0	2- 0		0- 0		NEUTRAL	0- 0		1- 0		0- 0	
17- 2	4- 2		4- 0		CONFERENCE	3- 0		6- 0		2- 0	
8- 0	1- 0		2- 0		HOME	2- 0		3- 0		1- 0	
7- 1	2- 1		1- 0		AWAY	1- 0		3- 0		1- 0	
2- 1	1- 1		1- 0		NEUTRAL	0- 0		0- 0		0- 0	

RPI	S	Opponent	Score	RPI	S	Opponent	Score	RPI	S	Opponent	Score	RPI	S	Opponent	Score
2	A	UConn	71 80	30	A	Virginia	83 69	56	A	Western Ky.	78 65	108	A	Wake Forest	96 73
3	A	Louisville	67 100	30	N	Virginia	83 47	61	A	Penn	66 54	109	N	ETSU	77 46
3	N	Louisville	72 74	35	H	Syracuse	87 72	66	H	Michigan St.	90 59	116	H	North Carolina	94 62
8	A	Florida St.	100 69	38	A	Michigan	83 63	67	H	Virginia Tech	89 59	166	H	Clemson	90 37
8	N	Florida St.	90 80	42	A	Oregon St.	72 67	68	A	Georgia Tech	77 54	183	A	Pittsburgh	87 53
9	H	Tennessee	84 70	50	H	Miami (FL)	83 76	68	H	Georgia Tech	85 69	207	A	Boston College	89 55
12	N	South Carolina	92 85									207	H	Boston College	89 60
14	N	South Fla.	76 66									292	H	Mt. St. Mary's	121 65
17	H	NC State	86 67												
18	A	Duke	72 54												
23	H	DePaul	91 82												
24	H	Marquette	91 85												

LAST 12 Division I GAMES:															
3	N	Louisville	72 74	30	A	Virginia	83 69	68	H	Georgia Tech	85 69	18	A	Duke	72 54
8	N	Florida St.	90 80	68	H	Georgia Tech	85 69	18	A	Duke	72 54	116	H	North Carolina	94 62
30	N	Virginia	83 47	18	A	Duke	72 54	8	A	Florida St.	100 69	8	A	Florida St.	100 69
17	H	NC State	86 67	116	H	North Carolina	94 62	207	A	Pittsburgh	87 53				
67	H	Virginia Tech	89 59												
207	A	Boston College	89 55												

Non-Div I Games:

Notre Dame

Average RPI Win:	272	WON-LOST	WINNING	LAST 10	STRENGTH OF	OPP. STRENGTH	TEAM	ADJ.	CONF.	ADJ CONF.
Average RPI Loss:	95	RECORD	PCT. RANK	GAMES	SCHEDULE	OF SCHEDULE	RPI	RPI	RPI	RPI
DIV. I ONLY	14- 16	200	4- 6	189	156	188	188	11	11	
DIV. I NON-CONF.	6- 4	122	0- 0	259	143	139	139	15	15	

TOTALS	RPI 1-25	RPI 26-50	W-L RECORDS	RPI 51-100	RPI 101-999	RPI 201+				
14- 16	0- 3	0- 1	OVERALL	0- 6	14- 6	12- 1				
5- 7	0- 2	0- 0	HOME	0- 2	5- 3	5- 0				
6- 8	0- 1	0- 1	AWAY	0- 3	6- 3	4- 1				
3- 1	0- 0	0- 0	NEUTRAL	0- 1	3- 0	3- 0				
6- 4	0- 1	0- 1	NON-CONFERENCE	0- 1	6- 1	6- 0				
2- 1	0- 1	0- 0	HOME	0- 0	2- 0	2- 0				
2- 3	0- 0	0- 1	AWAY	0- 1	2- 1	2- 0				
2- 0	0- 0	0- 0	NEUTRAL	0- 0	2- 0	2- 0				
8- 12	0- 2	0- 0	CONFERENCE	0- 5	8- 5	6- 1				
3- 6	0- 1	0- 0	HOME	0- 2	3- 3	3- 0				
4- 5	0- 1	0- 0	AWAY	0- 2	4- 2	2- 1				
1- 1	0- 0	0- 0	NEUTRAL	0- 1	1- 0	1- 0				

RPI 1-25				RPI 26-50				RPI 51-100				RPI 101+				Team's RPI: 188
RPI	S	Opponent	Score	RPI	S	Opponent	Score	RPI	S	Opponent	Score	RPI	S	Opponent	Score	
20	H	Central Mich.	85 103	38	A	Michigan	69 78	66	A	Michigan St.	63 95	118	A	Cleveland St.	62 70	
25	A	Green Bay	48 78					76	A	IUPUI	64 80	118	H	Cleveland St.	66 86	
25	H	Green Bay	48 81					76	H	IUPUI	55 73	127	A	Milwaukee	80 75	
								76	N	IUPUI	49 56	127	H	Milwaukee	62 74	
								92	A	Wright St.	75 80	145	A	Youngstown St.	58 48	
								92	H	Wright St.	57 77	145	H	Youngstown St.	76 86	
												174	A	Northwestern	70 88	
												233	H	Niagara	67 59	
												239	H	Illinois St.	64 43	
												254	A	Northern Ky.	59 66	
												254	H	Northern Ky.	79 53	
												264	A	Cornell	79 77	
												283	N	Old Dominion	80 59	
												285	A	Canisius	83 48	
												326	A	Detroit Mercy	85 74	
												326	H	Detroit Mercy	83 50	
												331	A	Ill.-Chicago	67 63	
												331	H	Ill.-Chicago	95 78	
												331	N	Ill.-Chicago	80 46	
												333	N	Ark.-Pine Bluff	69 37	
LAST 12 Division I GAMES:																
				76	N	IUPUI	49 56	76	H	IUPUI	55 73					
				331	N	Ill.-Chicago	80 46	92	A	Wright St.	75 80					
				127	A	Milwaukee	80 75	254	A	Northern Ky.	59 66					
				25	A	Green Bay	48 78	118	H	Cleveland St.	66 86					
				326	A	Detroit Mercy	85 74	145	H	Youngstown St.	76 86					
				331	H	Ill.-Chicago	95 78	326	H	Detroit Mercy	83 50					

Non-Div I Games: Mich.-Dearborn 104 44

Oakland

Average RPI Win:	167	WON-LOST	WINNING	LAST 10	STRENGTH OF	OPP. STRENGTH	TEAM	ADJ.	CONF.	ADJ CONF.
Average RPI Loss:	86	RECORD	PCT. RANK	GAMES	SCHEDULE	OF SCHEDULE	RPI	RPI	RPI	RPI
DIV. I ONLY	14- 14	178	4- 6	55	90	100	100	8	8	
DIV. I NON-CONF.	5- 5	170	0- 0	86	154	123	123	8	8	

TOTALS	RPI 1-25	RPI 26-50	W-L RECORDS	RPI 51-100	RPI 101-999	RPI 201+				
14- 14	0- 4	1- 2	OVERALL	2- 4	11- 4	5- 2				
8- 5	0- 2	1- 1	HOME	1- 2	6- 0	2- 0				
6- 7	0- 0	0- 0	AWAY	1- 1	5- 1	3- 1				
0- 2	0- 0	0- 1	NEUTRAL	0- 0	0- 1	0- 0				
5- 5	0- 0	0- 2	NON-CONFERENCE	1- 1	4- 2	2- 0				
2- 2	0- 0	0- 1	HOME	0- 1	2- 0	0- 0				
3- 1	0- 0	0- 0	AWAY	1- 0	2- 1	2- 0				
0- 2	0- 0	0- 1	NEUTRAL	0- 0	0- 1	0- 0				
9- 9	0- 4	1- 0	CONFERENCE	1- 3	7- 2	3- 2				
6- 3	0- 2	1- 0	HOME	1- 1	4- 0	2- 0				
3- 6	0- 2	0- 0	AWAY	0- 2	3- 2	1- 2				
0- 0	0- 0	0- 0	NEUTRAL	0- 0	0- 0	0- 0				

RPI 1-25				RPI 26-50				RPI 51-100				RPI 101+			
RPI	S	Opponent	Score	RPI	S	Opponent	Score	RPI	S	Opponent	Score	RPI	S	Opponent	Score
19	A	Buffalo	53 70	30	N	Virginia	59 77	60	A	Purdue	77 71	104	A	Western Mich.	69 54
19	H	Buffalo	63 67	34	H	Ball St.	80 76	71	A	Tol edo	57 75	118	A	Cleveland St.	64 71
20	A	Central Mich.	58 82	38	H	Michigan	61 74	71	H	Tol edo	78 61	134	H	Northern Ill.	77 75
20	H	Central Mich.	72 74					76	H	IUPUI	52 76	160	A	Kent St.	78 65
								83	A	Mi ami (OH)	55 64	160	H	Kent St.	79 78
								83	H	Mi ami (OH)	56 78	169	H	N. C. A&T	72 65
												190	N	Furman	68 70
												195	H	High Point	64 61
												203	A	Bowling Green	70 63
												203	H	Bowling Green	69 58
												214	A	Eastern Mich.	58 73
												218	A	Akron	59 62
												218	H	Akron	70 67
												313	A	Marshall	54 52
												314	A	Eastern Ky.	69 57

LAST 12 Division I GAMES:															
218	A	Akron	59 62	160	A	Kent St.	78 65								
83	H	Mi ami (OH)	56 78	20	H	Central Mich.	72 74								
19	A	Buffalo	53 70	34	H	Ball St.	80 76								
160	H	Kent St.	79 78	83	A	Mi ami (OH)	55 64								
203	H	Bowling Green	69 58	134	H	Northern Ill.	77 75								
214	A	Eastern Mich.	58 73	203	A	Bowling Green	70 63								

Non-Div I Games: Notre Dame (OH) 93 37

Ohio

Average RPI	Win:	90	WON-LOST	WINNING	LAST 10	STRENGTH OF	OPP. STRENGTH	TEAM	ADJ.	CONF.	ADJ CONF.
Average RPI	Loss:	18	RECORD	PCT. RANK	GAMES	SCHEDULE	OF SCHEDULE	RPI	RPI	RPI	RPI
DIV. I ONLY		27- 6	18	9- 1	5	6	6	6	3	3	
DIV. I NON-CONF.		11- 3	45	0- 1	8	6	6	6	4	4	

TOTALS	RPI 1-25		RPI 26-50		W-L RECORDS	RPI 51-100		RPI 101-999		RPI 201+	
27- 6	3- 5		6- 1		OVERALL	9- 0		9- 0		2- 0	
13- 2	1- 1		3- 1		HOME	5- 0		4- 0		0- 0	
8- 4	0- 4		1- 0		AWAY	3- 0		4- 0		2- 0	
6- 0	2- 0		2- 0		NEUTRAL	1- 0		1- 0		0- 0	
11- 3	2- 3		1- 0		NON-CONFERENCE	2- 0		6- 0		0- 0	
6- 1	1- 1		1- 0		HOME	1- 0		3- 0		0- 0	
2- 2	0- 2		0- 0		AWAY	0- 0		2- 0		0- 0	
3- 0	1- 0		0- 0		NEUTRAL	1- 0		1- 0		0- 0	
16- 3	1- 2		5- 1		CONFERENCE	7- 0		3- 0		2- 0	
7- 1	0- 0		2- 1		HOME	4- 0		1- 0		0- 0	
6- 2	0- 2		1- 0		AWAY	3- 0		2- 0		2- 0	
3- 0	1- 0		2- 0		NEUTRAL	0- 0		0- 0		0- 0	

RPI	S	Opponent	Score	RPI	S	Opponent	Score	RPI	S	Opponent	Score	RPI	S	Opponent	Score
3	H	Louisville	90 95	38	A	Michigan	78 71	52	N	FGCU	104 62	111	A	Cincinnati	87 76
13	H	Stanford	85 64	38	H	Michigan	75 84	54	A	Indiana	77 62	115	H	Dartmouth	103 70
13	N	Stanford	94 82	39	H	Rutgers	90 68	54	H	Indiana	85 70	151	H	Idaho	99 56
14	A	South Fla.	65 84	39	N	Rutgers	82 57	59	A	Nebraska	73 61	174	H	Northwestern	88 54
16	A	Maryland	69 99	40	H	Quinnipiac	95 63	60	H	Purdue	73 60	175	A	Florida	103 77
16	N	Maryland	79 69	41	H	Minnesota	91 75	66	H	Michigan St.	78 62	189	N	Memphis	100 69
18	A	Duke	60 69	41	N	Minnesota	90 88	74	H	Maine	83 70	200	H	Washington	85 76
21	A	Iowa	89 103					93	A	Penn St.	89 64	204	A	Wisconsin	68 55
								93	H	Penn St.	94 64	234	A	Illinois	88 69

LAST 12 Division I GAMES:															
16	N	Maryland	79 69	234	A	Illinois	88 69	14	A	South Fla.	65 84	39	H	Rutgers	90 68
41	N	Minnesota	90 88	14	A	South Fla.	65 84	39	H	Rutgers	90 68	204	A	Wisconsin	68 55
39	N	Rutgers	82 57	39	H	Rutgers	90 68	93	H	Penn St.	94 64	66	H	Michigan St.	78 62
93	A	Penn St.	89 64	204	A	Wisconsin	68 55								
174	H	Northwestern	88 54	93	H	Penn St.	94 64								
60	H	Purdue	73 60	66	H	Michigan St.	78 62								

Non-Div I Games:

Ohio St.

Loss,
Non-Conf, S Site,
H Home
A Away
N Neutral

Oklahoma

Oklahoma				Through Games Of March 4, 2018							
Average RPI	Win:	121	WON-LOST	WINNING	LAST 10	STRENGTH OF	OPP. STRENGTH	TEAM	ADJ.	CONF.	ADJ CONF.
Average RPI	Loss:	44	RECORD	PCT. RANK	GAMES	SCHEDULE	OF SCHEDULE	RPI	RPI	RPI	RPI
DIV. I ONLY			16- 14	157	6- 4	2	20	33	33	4	4
DIV. I NON-CONF.			5- 6	187	0- 0	3	18	32	32	5	5

TOTALS	RPI 1-25			RPI 26-50		W-L RECORDS	RPI 51-100	RPI 101-999		RPI 201+	
16- 14	1- 7			0- 1		OVERALL	7- 5	8- 1		3- 0	
10- 4	1- 2			0- 0		HOME	5- 1	4- 1		2- 0	
6- 8	0- 4			0- 1		AWAY	2- 3	4- 0		1- 0	
0- 2	0- 1			0- 0		NEUTRAL	0- 1	0- 0		0- 0	
5- 6	1- 3			0- 1		NON-CONFERENCE	2- 1	2- 1		1- 0	
4- 1	1- 0			0- 0		HOME	2- 0	1- 1		1- 0	
1- 4	0- 2			0- 1		AWAY	0- 1	1- 0		0- 0	
0- 1	0- 1			0- 0		NEUTRAL	0- 0	0- 0		0- 0	
11- 8	0- 4			0- 0		CONFERENCE	5- 4	6- 0		2- 0	
6- 3	0- 2			0- 0		HOME	3- 1	3- 0		1- 0	
5- 4	0- 2			0- 0		AWAY	2- 2	3- 0		1- 0	
0- 1	0- 0			0- 0		NEUTRAL	0- 1	0- 0		0- 0	

RPI 1-25				RPI 26-50				Team's RPI: 33				RPI 51-100				RPI 101+			
RPI	S	Opponent	Score	RPI	S	Opponent	Score	RPI	S	Opponent	Score	RPI	S	Opponent	Score	RPI	S	Opponent	Score
2	N	UConn	64 88	31	A	South Dakota St.	61 67	57	A	Oklahoma St.	82 96	103	A	Iowa St.	74 69				
5	A	Baylor	65 74					57	H	Oklahoma St.	67 70	103	H	Iowa St.	80 71				
5	H	Baylor	52 74					58	H	Belmont	96 73	120	A	Colorado St.	78 46				
7	A	Oregon	74 92					63	A	West Virginia	79 77	175	H	Florida	61 80				
11	A	Texas	66 79					63	H	West Virginia	76 57	184	A	Kansas	72 52				
11	H	Texas	78 88					69	A	TCU	58 62	184	H	Kansas	97 64				
14	H	South Fla.	79 74					69	H	TCU	84 71	213	H	SMU	87 75				
23	A	DePaul	108 111					69	N	TCU	83 90	252	A	Texas Tech	73 52				
								82	H	New Mexico	105 63	252	H	Texas Tech	79 61				
								91	A	Kansas St.	76 71								
								91	H	Kansas St.	68 49								
								95	A	Little Rock	56 68								
LAST 12 Division I GAMES:																			
				69	N	TCU	83 90	5	A	Baylor	65 74								
				11	A	Texas	66 79	63	H	West Virginia	76 57								
				252	H	Texas Tech	79 61	91	H	Kansas St.	68 49								
				103	H	Iowa St.	80 71	69	A	TCU	58 62								
				63	A	West Virginia	79 77	184	H	Kansas	97 64								
				184	A	Kansas	72 52	57	H	Oklahoma St.	67 70								

Oklahoma

Non-Div I Games:

Oklahoma

Average RPI Win:	160	WON-LOST	WINNING	LAST 10	STRENGTH OF	OPP. STRENGTH	TEAM	ADJ.	CONF.	ADJ CONF.
Average RPI Loss:	49	RECORD	PCT. RANK	GAMES	SCHEDULE	OF SCHEDULE	RPI	RPI	RPI	RPI
DIV. I ONLY	20- 10	82	5- 5	57	38	57	57	4	4	
DIV. I NON-CONF.	9- 2	33	0- 0	171	116	63	63	5	5	

TOTALS	RPI 1-25	RPI 26-50	W-L RECORDS	RPI 51-100	RPI 101-999	RPI 201+				
20- 10	1- 6	2- 0	OVERALL	6- 2	11- 2	7- 0				
14- 3	1- 2	1- 0	HOME	3- 0	9- 1	6- 0				
5- 5	0- 3	1- 0	AWAY	2- 1	2- 1	1- 0				
1- 2	0- 1	0- 0	NEUTRAL	1- 1	0- 0	0- 0				
9- 2	1- 2	0- 0	NON-CONFERENCE	1- 0	7- 0	5- 0				
8- 0	1- 0	0- 0	HOME	0- 0	7- 0	5- 0				
0- 1	0- 1	0- 0	AWAY	0- 0	0- 0	0- 0				
1- 1	0- 1	0- 0	NEUTRAL	1- 0	0- 0	0- 0				
11- 8	0- 4	2- 0	CONFERENCE	5- 2	4- 2	2- 0				
6- 3	0- 2	1- 0	HOME	3- 0	2- 1	1- 0				
5- 4	0- 2	1- 0	AWAY	2- 1	2- 1	1- 0				
0- 1	0- 0	0- 0	NEUTRAL	0- 1	0- 0	0- 0				

RPI 1-25				RPI 26-50				RPI 51-100 Team's RPI: 57				RPI 101+			
RPI	S	Opponent	Score	RPI	S	Opponent	Score	RPI	S	Opponent	Score	RPI	S	Opponent	Score
4	A	Mississippi St.	76 79	33	A	Oklahoma	70 67	62	N	South Dakota	76 68	103	A	Iowa St.	81 73
5	A	Baylor	64 77	33	H	Oklahoma	96 82	63	A	West Virginia	79 69	103	H	Iowa St.	69 78
5	H	Baylor	45 87					63	H	West Virginia	79 73	148	H	Wichita St.	91 67
9	N	Tennessee	69 79					63	N	West Virginia	60 69	179	H	Southern U.	94 66
10	H	UCLA	87 72					69	A	TCU	71 54	184	A	Kansas	59 66
11	A	Texas	79 84					69	H	TCU	85 72	184	H	Kansas	92 63
11	H	Texas	62 77					91	A	Kansas St.	64 80	252	A	Texas Tech	98 57
								91	H	Kansas St.	76 68	252	H	Texas Tech	80 62
												302	H	USC Upstate	108 71
												309	H	UTRGV	80 38
												312	H	Incarnate Word	86 35
												336	H	Northwestern St.	78 44
												337	H	La.-Monroe	112 58

LAST 12 Division I GAMES:															
63	N	West Virginia	60 69	103	A	Iowa St.	81 73	63	H	TCU	71 54	184	H	Kansas	92 63
69	H	TCU	85 72	69	A	TCU	71 54	5	A	Baylor	64 77	252	H	Texas Tech	80 62
63	A	West Virginia	79 69	184	H	Kansas	92 63	103	H	Iowa St.	69 78				
184	A	Kansas	59 66												
11	H	Texas	62 77												
5	H	Baylor	45 87												

Non-Div I Games:

Oklahoma St.

Average RPI Win:	265	WON-LOST	WINNING	LAST 10	STRENGTH OF	OPP. STRENGTH	TEAM	ADJ.	CONF.	ADJ CONF.
Average RPI Loss:	146	RECORD	PCT. RANK	GAMES	SCHEDULE	OF SCHEDULE	RPI	RPI	RPI	RPI
DIV. I ONLY	8- 22	288	4- 6	143	210	283	283	18	18	
DIV. I NON-CONF.	2- 12	306	0- 0	132	261	299	299	20	20	

TOTALS	RPI 1-25	RPI 26-50	W-L RECORDS	RPI 51-100	RPI 101-999	RPI 201+				
8- 22	0- 2	0- 0	OVERALL	0- 3	8- 17	7- 5				
7- 8	0- 2	0- 0	HOME	0- 2	7- 4	6- 1				
1- 11	0- 0	0- 0	AWAY	0- 1	1- 10	1- 3				
0- 3	0- 0	0- 0	NEUTRAL	0- 0	0- 3	0- 1				
2- 12	0- 2	0- 0	NON-CONFERENCE	0- 1	2- 9	2- 2				
2- 5	0- 2	0- 0	HOME	0- 1	2- 2	2- 0				
0- 4	0- 0	0- 0	AWAY	0- 0	0- 4	0- 1				
0- 3	0- 0	0- 0	NEUTRAL	0- 0	0- 3	0- 1				
6- 10	0- 0	0- 0	CONFERENCE	0- 2	6- 8	5- 3				
5- 3	0- 0	0- 0	HOME	0- 1	5- 2	4- 1				
1- 7	0- 0	0- 0	AWAY	0- 1	1- 6	1- 2				
0- 0	0- 0	0- 0	NEUTRAL	0- 0	0- 0	0- 0				

RPI 1-25				RPI 26-50				RPI 51-100				RPI 101+ Team's RPI: 283			
RPI	S	Opponent	Score	RPI	S	Opponent	Score	RPI	S	Opponent	Score	RPI	S	Opponent	Score
17	H	NC State	56 73					56	A	Western Ky.	48 62	102	A	Middle Tenn.	47 65
18	H	Duke	51 84					81	H	UAB	61 74	106	A	Rice	45 53
								88	H	Liberty	55 63	107	A	George Mason	53 66
												111	H	Cincinnati	33 54
												117	N	Saint Francis (PA)	68 79
												124	A	Louisiana Tech	45 59
												152	A	William & Mary	58 75
												154	A	Charlotte	43 51
												154	H	Charlotte	60 63
												176	H	UTEP	56 52
												182	A	Hampton	42 50
												188	N	Oakland	59 80
												198	H	Richmond	45 54
												206	A	Southern Miss.	74 55
												220	H	Fla. Atlantic	59 54
												224	A	North Texas	46 63
												224	H	North Texas	52 55
												255	N	Abilene Christian	60 74
												265	A	UTSA	56 64
												265	H	UTSA	69 63
												280	A	VCU	39 68
												300	H	FIU	68 60
												313	H	Marshall	69 53
												320	H	Coppin St.	75 67
												322	H	South Carolina St.	52 35

LAST 12 Division I GAMES:															
102	A	Middle Tenn.	47 65	56	A	Western Ky.	48 62	300	H	FIU	68 60				
154	A	Charlotte	43 51	106	A	Rice	45 53	124	A	Louisiana Tech	45 59				
224	H	North Texas	52 55	265	H	UTSA	69 63	313	H	Marshall	69 53				
176	H	UTEP	56 52												
220	H	Fla. Atlantic	59 54												
206	A	Southern Miss.	74 55												

Non-Div I Games:

Old Domini on

Loss,
Non-Conf,
S Site,
H Home
A Away
N Neutral

O
l
e
M
i
s
s

Ole Miss				Through Games Of March 4, 2018							
Average RPI	Win:	215	WON-LOST	WINNING	LAST 10	STRENGTH OF	OPP. STRENGTH	TEAM	ADJ.	CONF.	ADJ CONF.
Average RPI	Loss:	62	RECORD	PCT. RANK	GAMES	SCHEDULE	OF SCHEDULE	RPI	RPI	RPI	RPI
DIV. I ONLY		12- 19	235	1- 9	51	73	163	163	2	2	
DIV. I NON-CONF.		10- 3	52	0- 0	185	294	76	76	2	2	

TOTALS	RPI 1-25		RPI 26-50		W-L RECORDS	RPI 51-100	RPI 101-999		RPI 201+		
12- 19	0- 8		0- 3		OVERALL	0- 2	12- 6		6- 0		
9- 7	0- 3		0- 1		HOME	0- 2	9- 1		5- 0		
1- 10	0- 0		0- 0		AWAY	0- 0	1- 0		0- 0		
2- 2	0- 1		0- 0		NEUTRAL	0- 0	2- 1		1- 0		
10- 3	0- 1		0- 0		NON-CONFERENCE	0- 0	10- 2		6- 0		
8- 0	0- 0		0- 0		HOME	0- 0	8- 0		5- 0		
1- 2	0- 1		0- 0		AWAY	0- 0	1- 1		0- 0		
1- 1	0- 0		0- 0		NEUTRAL	0- 0	1- 1		1- 0		
2- 16	0- 7		0- 3		CONFERENCE	0- 2	2- 4		0- 0		
1- 7	0- 3		0- 1		HOME	0- 2	1- 1		0- 0		
0- 8	0- 3		0- 2		AWAY	0- 0	0- 3		0- 0		
1- 1	0- 1		0- 0		NEUTRAL	0- 0	1- 0		0- 0		

RPI 1-25				RPI 26-50				RPI 51-100				RPI 101+ Team's RPI: 163			
RPI	S	Opponent	Score	RPI	S	Opponent	Score	RPI	S	Opponent	Score	RPI	S	Opponent	Score
4	A	Mississippi St.	45 76	26	A	Georgia	45 69	86	H	Kentucky	71 79	101	A	Auburn	55 60
4	H	Mississippi St.	49 69	26	H	Georgia	52 66	94	H	Alabama	79 82	102	H	Middle Tenn.	65 56
7	A	Oregon	46 90	27	A	LSU	55 84					121	N	Saint Louis	64 79
9	A	Tennessee	66 75									129	A	Portland St.	79 94
12	H	South Carolina	62 88									146	A	Arkansas	72 73
15	A	Texas A&M	54 83									150	H	Vanderbilt	72 75
22	H	Missouri	48 67									165	H	South Ala.	66 59
22	N	Missouri	50 59									175	A	Florida	60 61
												175	H	Florida	78 75
												175	N	Florida	48 43
												180	H	Troy	96 93
												181	A	Temple	64 48
												206	H	Southern Miss.	68 59
												208	H	Arkansas St.	74 48
												221	H	Texas Southern	73 58
												301	H	Kennesaw St.	92 63
												332	N	Delaware St.	110 58
												336	H	Northwestern St.	75 44

LAST 12 Division I GAMES:															
22	N	Missouri	50 59	94	H	Alabama	79 82	15	A	Texas A&M	54 83	26	A	Georgia	45 69
175	N	Florida	48 43	26	A	Georgia	45 69	150	H	Vanderbilt	72 75	4	H	Mississippi St.	49 69
101	A	Auburn	55 60	71	H	Kentucky	71 79	9	A	Tennessee	66 75				
86	H	Kentucky	52 66	55	H	Georgia	55 84								
26	H	Georgia	55 84												
27	A	LSU													

Non-Div I Games:

Ole Miss

Average RPI Win:	266	WON-LOST	WINNING	LAST 10	STRENGTH OF	OPP. STRENGTH	TEAM	ADJ.	CONF.	ADJ CONF.
Average RPI Loss:	132	RECORD	PCT. RANK	GAMES	SCHEDULE	OF SCHEDULE	RPI	RPI	RPI	RPI
DIV. I ONLY	9- 16	247	3- 6	187	214	242	242	12	12	
DIV. I NON-CONF.	6- 4	122	0- 0	287	308	166	166	16	16	

TOTALS	RPI 1-25	RPI 26-50	W-L RECORDS	RPI 51-100	RPI 101-999	RPI 201+				
9- 16	0- 0	0- 3	OVERALL	0- 6	9- 7	8- 3				
5- 6	0- 0	0- 2	HOME	0- 2	5- 2	4- 0				
4- 9	0- 0	0- 1	AWAY	0- 3	4- 5	4- 3				
0- 1	0- 0	0- 0	NEUTRAL	0- 1	0- 0	0- 0				
6- 4	0- 0	0- 1	NON-CONFERENCE	0- 1	6- 2	5- 2				
3- 1	0- 0	0- 1	HOME	0- 0	3- 0	2- 0				
3- 3	0- 0	0- 0	AWAY	0- 1	3- 2	3- 2				
0- 0	0- 0	0- 0	NEUTRAL	0- 0	0- 0	0- 0				
3- 12	0- 0	0- 2	CONFERENCE	0- 5	3- 5	3- 1				
2- 5	0- 0	0- 1	HOME	0- 2	2- 2	2- 0				
1- 6	0- 0	0- 1	AWAY	0- 2	1- 3	1- 1				
0- 1	0- 0	0- 0	NEUTRAL	0- 1	0- 0	0- 0				

RPI	S	Opponent	Score	RPI	S	Opponent	Score	RPI	S	Opponent	Score	RPI	S	Opponent	Score	Team's RPI: 242
31	A	South Dakota St.	64 89	62	A	South Dakota	46 70	135	H	UNI	78 74					
31	H	South Dakota St.	54 103	62	H	South Dakota	50 72	170	A	Oral Roberts	56 72					
44	H	Creighton	51 72	91	A	Kansas St.	60 81	170	H	Oral Roberts	53 82					
				96	A	Western Ill.	68 103	177	A	Denver	60 81					
				96	H	Western Ill.	51 90	177	H	Denver	74 85					
				96	N	Western Ill.	57 97	210	A	CSU Bakersfield	43 52					
								212	H	Montana St.	64 53					
								216	A	CSUN	68 60					
								267	A	Bradley	56 69					
								282	A	North Dakota St.	59 57					
								282	H	North Dakota St.	80 67					
								302	A	USC Upstate	69 66					
								303	A	Wofford	64 60					
								324	A	Fort Wayne	65 76					
								324	H	Fort Wayne	77 61					
								339	H	Florida A&M	78 73					

LAST 12 Division I GAMES:																
96	N	Western Ill.	57 97	96	A	Western Ill.	68 103									
282	A	North Dakota St.	59 57	31	H	South Dakota St.	54 103									
170	A	Oral Roberts	56 72	282	H	North Dakota St.	80 67									
177	A	Denver	60 81	62	A	South Dakota	46 70									
62	H	South Dakota	50 72	177	H	Denver	74 85									
324	H	Fort Wayne	77 61	96	H	Western Ill.	51 90									

Non-Div I Games: Graceland (IA) 96 69 Peru St. 63 47 St. Mary (NE) 81 58

Omaha

Average RPI Win:	272	WON-LOST	WINNING	LAST 10	STRENGTH OF	OPP. STRENGTH	TEAM	ADJ.	CONF.	ADJ CONF.
Average RPI Loss:	95	RECORD	PCT. RANK	GAMES	SCHEDULE	OF SCHEDULE	RPI	RPI	RPI	RPI
DIV. I ONLY	15- 12	135	5- 4	259	194	170	170	12	12	
DIV. I NON-CONF.	7- 5	132	0- 0	328	269	202	202	16	16	

TOTALS	RPI 1-25	RPI 26-50	W-L RECORDS	RPI 51-100	RPI 101-999	RPI 201+				
15- 12	0- 0	0- 2	OVERALL	0- 6	15- 4	12- 0				
5- 4	0- 0	0- 1	HOME	0- 2	5- 1	4- 0				
5- 8	0- 0	0- 1	AWAY	0- 4	5- 3	4- 0				
5- 0	0- 0	0- 0	NEUTRAL	0- 0	5- 0	4- 0				
7- 5	0- 0	0- 0	NON-CONFERENCE	0- 2	7- 3	6- 0				
1- 1	0- 0	0- 0	HOME	0- 0	1- 1	1- 0				
2- 4	0- 0	0- 0	AWAY	0- 2	2- 2	1- 0				
4- 0	0- 0	0- 0	NEUTRAL	0- 0	4- 0	4- 0				
8- 7	0- 0	0- 2	CONFERENCE	0- 4	8- 1	6- 0				
4- 3	0- 0	0- 1	HOME	0- 2	4- 0	3- 0				
3- 4	0- 0	0- 1	AWAY	0- 2	3- 1	3- 0				
1- 0	0- 0	0- 0	NEUTRAL	0- 0	1- 0	0- 0				

RPI 1-25				RPI 26-50				RPI 51-100				RPI 101+				Team's RPI: 170	
RPI	S	Opponent	Score	RPI	S	Opponent	Score	RPI	S	Opponent	Score	RPI	S	Opponent	Score		
				31	A	South Dakota St.	72 96	62	A	South Dakota	55 72	110	A	Utah	50 71		
				31	H	South Dakota St.	70 77	62	H	South Dakota	68 73	146	H	Arkansas	66 77		
								69	A	TCU	58 72	167	A	UT Arlington	46 70		
								96	A	Western Ill.	49 56	177	A	Denver	54 70		
								96	H	Western Ill.	63 85	177	H	Denver	90 60		
								97	A	Missouri St.	66 76	177	N	Denver	76 71		
												194	A	Tulsa	53 41		
												242	A	Omaha	82 53		
												242	H	Omaha	72 56		
												279	A	UMKC	76 73		
												282	A	North Dakota St.	64 57		
												282	H	North Dakota St.	71 48		
												290	N	Alcorn	76 52		
												297	N	Long Beach St.	64 58		
												310	H	Houston Baptist	78 56		
												319	N	Cal St. Fullerton	60 50		
												324	A	Fort Wayne	73 48		
												324	H	Fort Wayne	66 45		
												346	N	Chicago St.	73 43		
LAST 12 Division I GAMES:																	
				177	N	Denver	76 71	96	H	Western Ill.	63 85						
				242	H	Omaha	72 56	324	H	Fort Wayne	66 45						
				62	A	South Dakota	55 72	177	H	Denver	90 60						
				177	A	Denver	54 70	62	H	South Dakota	68 73						
				31	A	South Dakota St.	72 96	31	H	South Dakota St.	70 77						
				282	A	North Dakota St.	64 57	282	H	North Dakota St.	71 48						

Non-Div I Games: Okla. Panhandle 88 35 Cent. Christian (KS) 18 47

Oral Roberts

Loss, Non-Conf, S Site, H Home A Away N Neutral

Average RPI Win: **116**
 Average RPI Loss: **16**

WON-LOST
RECORD

WINNING
PCT. RANK

LAST 10
GAMES

STRENGTH OF
SCHEDULE

OPP. STRENGTH
OF SCHEDULE

TEAM
RPI

ADJ.
RPI

CONF.
RPI

ADJ CONF.
RPI

DIV. I ONLY	30- 4	9	9- 1	20	17	7	7	5	5
DIV. I NON-CONF.	11- 2	22	0- 0	19	26	8	8	3	3
TOTALS	RPI 1-25	RPI 26-50	W-L RECORDS	RPI 51-100	RPI 101-999	RPI 201+			
30- 4	6- 3	5- 1	OVERALL	3- 0	16- 0	5- 0			
16- 1	1- 1	4- 0	HOME	2- 0	9- 0	3- 0			
9- 3	2- 2	1- 1	AWAY	1- 0	5- 0	1- 0			
5- 0	3- 0	0- 0	NEUTRAL	0- 0	2- 0	1- 0			
11- 2	2- 2	1- 0	NON-CONFERENCE	1- 0	7- 0	3- 0			
8- 0	0- 0	1- 0	HOME	1- 0	6- 0	2- 0			
1- 2	1- 2	0- 0	AWAY	0- 0	0- 0	0- 0			
2- 0	1- 0	0- 0	NEUTRAL	0- 0	1- 0	1- 0			
19- 2	4- 1	4- 1	CONFERENCE	2- 0	9- 0	2- 0			
8- 1	1- 1	3- 0	HOME	1- 0	3- 0	1- 0			
8- 1	1- 0	1- 1	AWAY	1- 0	5- 0	1- 0			
3- 0	2- 0	0- 0	NEUTRAL	0- 0	1- 0	0- 0			

RPI	S	Opponent	Score	RPI	S	Opponent	Score	RPI	S	Opponent	Score	RPI	S	Opponent	Score
3	A	Louisville	61 74	33	H	Oklahoma	92 74	55	A	Arizona St.	57 44	110	A	Utah	84 68
4	A	Mississippi St.	79 90	42	A	Oregon St.	79 85	55	H	Arizona St.	74 64	112	A	Washington St.	90 79
10	A	UCLA	70 61	42	H	Oregon St.	75 63	70	H	Drake	110 77	112	H	Washington St.	89 56
10	H	UCLA	101 94	45	H	Cal i forni a	91 54					142	H	Eastern Wash.	81 40
10	N	UCLA	65 62	49	A	Southern Cal i forni a	70 66					144	A	Colorado	74 55
13	H	Stanford	65 78	49	H	Southern Cal i forni a	80 74					144	N	Colorado	84 47
13	N	Stanford	77 57									147	H	Weber St.	114 87
15	A	Texas A&M	83 68									163	H	Ole Miss	90 46
15	N	Texas A&M	84 62									182	H	Hampton	87 45
												200	A	Washington	76 63
												200	H	Washington	94 83
												216	H	CSUN	91 43
												251	N	Hawai i	85 44
												276	A	Ari zona	74 61
												276	H	Ari zona	62 44
												330	H	Southern Utah	98 38
LAST 12 Division I GAMES:															
13	N	Stanford	77 57	49	H	Southern Cal i forni a	80 74								
10	N	UCLA	65 62	112	A	Washington St.	90 79								
144	N	Colorado	84 47	200	A	Washington	76 63								
276	A	Ari zona	74 61	13	H	Stanford	65 78								
55	A	Ari zona St.	57 44	45	H	Cal i forni a	91 54								
10	H	UCLA	101 94	110	A	Utah	84 68								

Non-Div I Games:

Oregon

Average RPI	Win: 169	WON-LOST	WINNING	LAST 10	STRENGTH OF	OPP. STRENGTH	TEAM	ADJ.	CONF.	ADJ CONF.
Average RPI	Loss: 22	RECORD	PCT. RANK	GAMES	SCHEDULE	OF SCHEDULE	RPI	RPI	RPI	RPI
DIV. I ONLY	23- 7	42	8- 2	104	46	42	42	5	5	
DIV. I NON-CONF.	9- 2	33	0- 0	262	157	98	98	3	3	
TOTALS	RPI 1-25	RPI 26-50	W-L RECORDS	RPI 51-100	RPI 101-999	RPI 201+				
23- 7	2- 5	2- 1	OVERALL	3- 1	16- 0	8- 0				
14- 2	2- 2	2- 0	HOME	2- 0	8- 0	4- 0				
7- 4	0- 3	0- 1	AWAY	1- 0	6- 0	2- 0				
2- 1	0- 0	0- 0	NEUTRAL	0- 1	2- 0	2- 0				
9- 2	0- 2	0- 0	NON-CONFERENCE	1- 0	8- 0	6- 0				
6- 1	0- 1	0- 0	HOME	1- 0	5- 0	3- 0				
1- 1	0- 1	0- 0	AWAY	0- 0	1- 0	1- 0				
2- 0	0- 0	0- 0	NEUTRAL	0- 0	2- 0	2- 0				
14- 5	2- 3	2- 1	CONFERENCE	2- 1	8- 0	2- 0				
8- 1	2- 1	2- 0	HOME	1- 0	3- 0	1- 0				
6- 3	0- 2	0- 1	AWAY	1- 0	5- 0	1- 0				
0- 1	0- 0	0- 0	NEUTRAL	0- 1	0- 0	0- 0				

RPI 1-25	RPI 26-50	Team's RPI: 42	RPI 51-100	RPI 101+
RPI S Opponent Score	RPI S Opponent Score		RPI S Opponent Score	RPI S Opponent Score
1 H Notre Dame 67 72	45 H Cal i forn i a 68 48		55 A Ari zona St. 64 60	110 A Utah 69 58
7 A Oregon 63 75	49 A Southern Cal i forn i a 61 65		55 H Ari zona St. 57 54	112 A Washington St. 63 61
7 H Oregon 85 79	49 H Southern Cal i forn i a 69 63		55 N Ari zona St. 51 57	112 H Washington St. 71 53
10 A UCLA 49 84			65 H UC Davis 61 47	144 A Colorado 86 71
10 H UCLA 67 64				192 H North Dakota 65 55
13 H Stanford 57 60				200 A Washington 95 57
18 A Duke 65 72				200 H Washi ngton 75 63
				201 H UC Santa Barbara 74 49
				205 N Nevada 89 49
				276 A Ari zona 65 40
				276 H Ari zona 88 48
				281 H San Jose St. 110 62
				304 N Utah St. 94 55
				318 A N. C. Central 97 44
				321 H Utah Valley 98 41
				344 H Savannah St. 84 36
LAST 12 Di vi si on I GAMES:				
55 N Ari zona St. 51 57	112 A Washington St. 63 61			
55 A Ari zona St. 64 60	45 H Cal i forn i a 68 48			
276 A Ari zona 65 40	13 H Stanford 57 60			
49 H Southern Cal i forn i a 69 63	144 A Colorado 86 71			
10 H UCLA 67 64	110 A Utah 69 58			
200 A Washi ngton 95 57	7 A Oregon 63 75			

Non-Di v I Games:

Oregon St.

Average RPI	Win:	209	WON-LOST	WINNING	LAST 10	STRENGTH OF	OPP. STRENGTH	TEAM	ADJ.	CONF.	ADJ CONF.
Average RPI	Loss:	124	RECORD	PCT. RANK	GAMES	SCHEDULE	OF SCHEDULE	RPI	RPI	RPI	RPI
DIV. I ONLY		14- 16	200	5- 5	118	146	178	178	14	14	
DIV. I NON-CONF.		5- 5	170	0- 0	41	201	129	129	11	11	

TOTALS	RPI 1-25		RPI 26-50		W-L RECORDS	RPI 51-100		RPI 101-999		RPI 201+	
14- 16	0- 0		1- 4		OVERALL	2- 3		11- 9		8- 2	
9- 7	0- 0		1- 2		HOME	1- 2		7- 3		5- 0	
3- 9	0- 0		0- 2		AWAY	0- 1		3- 6		2- 2	
2- 0	0- 0		0- 0		NEUTRAL	1- 0		1- 0		1- 0	
5- 5	0- 0		1- 2		NON-CONFERENCE	1- 1		3- 2		3- 0	
4- 3	0- 0		1- 1		HOME	1- 1		2- 1		2- 0	
1- 2	0- 0		0- 1		AWAY	0- 0		1- 1		1- 0	
0- 0	0- 0		0- 0		NEUTRAL	0- 0		0- 0		0- 0	
9- 11	0- 0		0- 2		CONFERENCE	1- 2		8- 7		5- 2	
5- 4	0- 0		0- 1		HOME	0- 1		5- 2		3- 0	
2- 7	0- 0		0- 1		AWAY	0- 1		2- 5		1- 2	
2- 0	0- 0		0- 0		NEUTRAL	1- 0		1- 0		1- 0	

RPI 1-25				RPI 26-50				RPI 51-100				RPI 101+				Team's RPI: 178	
RPI	S	Opponent	Score	RPI	S	Opponent	Score	RPI	S	Opponent	Score	RPI	S	Opponent	Score		
				36	A	Gonzaga	66 90	65	H	UC Davis	58 90	128	A	San Francisco	78 80		
				36	H	Gonzaga	72 99	78	A	Saint Mary's (CA)	88 96	128	H	San Francisco	71 81		
				37	A	Northern Colo.	55 80	78	H	Saint Mary's (CA)	69 70	141	A	Fresno St.	70 81		
				43	H	UCF	78 74	78	N	Saint Mary's (CA)	77 73	143	A	Loyola Marymount	60 75		
				45	H	Cal i forni a	85 92	89	H	Lamar Uni versi ty	80 75	143	H	Loyol a Marymount	77 79		
												153	A	BYU	65 77		
												153	H	BYU	83 76		
												168	H	Brown	57 74		
												172	A	San Di ego	81 68		
												172	H	San Di ego	62 60		
												219	A	Seattle U	85 73		
												236	A	Pepperdi ne	85 77		
												236	H	Pepperdi ne	84 73		
												281	H	San Jose St.	106 97		
												288	A	Santa Clara	55 57		
												288	H	Santa Clara	55 37		
												317	A	Portl and	67 89		
												317	H	Portl and	91 55		
												317	N	Portl and	85 60		
												319	H	Cal St. Full erton	81 65		
LAST 12 Division I GAMES:																	
				78	N	Saint Mary's (CA)	77 73	317	A	Portl and	67 89						
				317	N	Portland	85 60	36	A	Gonzaga	66 90						
				143	H	Loyola Marymount	77 79	236	H	Pepperdi ne	84 73						
				128	A	San Franci sco	78 80	288	H	Santa Clara	55 37						
				288	A	Santa Clara	55 57	153	H	BYU	83 76						
				172	H	San Di ego	62 60	128	H	San Franci sco	71 81						

Non-Div I Games: UC Merced 123 59

Paci fi c

Average RPI Win: 181

Average RPI Loss: 83

WON-LOST
RECORDWINNING
PCT. RANKLAST 10
GAMESSTRENGTH OF
SCHEDULEOPP. STRENGTH
OF SCHEDULETEAM
RPIADJ.
RPICONF.
RPIADJ CONF.
RPIDIV. I ONLY
DIV. I NON-CONF.19- 7
8- 455
878- 2
0- 0136
24191
5861
10561
1059
99
9

TOTALS

RPI 1-25

RPI 26-50

W-L RECORDS

RPI 51-100

RPI 101-999

RPI 201+

19- 7

0- 1

1- 2

OVERALL

2- 2

16- 2

8- 1

8- 2

0- 1

0- 1

HOME

1- 0

7- 0

4- 0

9- 4

0- 0

1- 1

AWAY

0- 1

8- 2

3- 1

2- 1

0- 0

0- 0

NEUTRAL

1- 1

1- 0

1- 0

8- 4

0- 1

1- 0

NON-CONFERENCE

1- 1

6- 2

4- 1

2- 1

0- 1

0- 0

HOME

0- 0

2- 0

2- 0

4- 2

0- 0

1- 0

AWAY

0- 0

3- 2

1- 1

2- 1

0- 0

0- 0

NEUTRAL

1- 1

1- 0

1- 0

11- 3

0- 0

0- 2

CONFERENCE

1- 1

10- 0

4- 0

6- 1

0- 0

0- 1

HOME

1- 0

5- 0

2- 0

5- 2

0- 0

0- 1

AWAY

0- 1

5- 0

2- 0

0- 0

0- 0

0- 0

NEUTRAL

0- 0

0- 0

0- 0

RPI 1-25

RPI 26-50

RPI 51-100

Team's RPI: 61

RPI 101+

RPI	S	Opponent	Score
1	H	Notre Dame	54 66

RPI	S	Opponent	Score
28	A	Villanova	79 77
29	A	Princeton	40 60
29	H	Princeton	55 70

RPI	S	Opponent	Score
51	A	Harvard	52 55
51	H	Harvard	69 49
68	N	Georgia Tech	55 69
97	N	Missouri St.	65 60

RPI	S	Opponent	Score
115	A	Dartmouth	79 50
115	H	Dartmouth	65 47
125	A	Yale	69 54
125	H	Yale	64 52
136	A	Saint Joseph's	57 50
157	A	Binghamton	72 77
168	A	Brown	88 55
168	H	Brown	67 56
181	A	Temple	74 59
211	A	Columbia	75 39
211	H	Columbia	70 51
237	H	Lafayette	55 42
246	A	La Salle	59 66
264	A	Cornell	53 39
264	H	Cornell	68 48
280	N	VCU	82 52
334	H	Rhode Island	84 66
338	A	NJIT	77 38

LAST 12 Division I GAMES:

168	H	Brown	67 56	29	A	Princeton	40 60
125	H	Yale	64 52	51	H	Harvard	69 49
115	A	Dartmouth	79 50	115	H	Dartmouth	65 47
51	A	Harvard	52 55	125	A	Yale	69 54
264	A	Cornell	53 39	168	A	Brown	88 55
211	A	Columbia	75 39	181	A	Temple	74 59

Non-Div I Games:

Gwynedd Mercy

89 25

Penn

Average RPI Win: **169**Average RPI Loss: **59**WON-LOST
RECORDWINNING
PCT. RANKLAST 10
GAMESSTRENGTH OF
SCHEDULEOPP. STRENGTH
OF SCHEDULETEAM
RPIADJ.
RPICONF.
RPIADJ CONF.
RPIDIV. I ONLY
DIV. I NON-CONF.16- 15
9- 4174
823- 7
0- 062
19258
14093
8993
893
43
4

TOTALS

RPI 1-25

RPI 26-50

W-L RECORDS

RPI 51-100

RPI 101-999

RPI 201+

16- 15

0- 4

2- 5

OVERALL

3- 4

11- 2

7- 1

11- 3

0- 2

2- 1

HOME

3- 0

6- 0

3- 0

4- 9

0- 2

0- 3

AWAY

0- 3

4- 1

3- 1

1- 3

0- 0

0- 1

NEUTRAL

0- 1

1- 1

1- 0

9- 4

0- 0

1- 0

NON-CONFERENCE

1- 2

7- 2

4- 1

6- 0

0- 0

1- 0

HOME

1- 0

4- 0

2- 0

3- 2

0- 0

0- 0

AWAY

0- 1

3- 1

2- 1

0- 2

0- 0

0- 0

NEUTRAL

0- 1

0- 1

0- 0

7- 11

0- 4

1- 5

CONFERENCE

2- 2

4- 0

3- 0

5- 3

0- 2

1- 1

HOME

2- 0

2- 0

1- 0

1- 7

0- 2

0- 3

AWAY

0- 2

1- 0

1- 0

1- 1

0- 0

0- 1

NEUTRAL

0- 0

1- 0

1- 0

RPI 1-25

RPI	S	Opponent	Score
6	A	Ohio St.	64 94
6	H	Ohio St.	64 89
16	H	Maryland	65 69
21	A	Iowa	76 80

RPI 26-50

RPI	S	Opponent	Score
38	A	Michigan	69 89
38	N	Michigan	48 77
39	A	Rutgers	65 70
39	H	Rutgers	70 67
41	A	Minnesota	68 101
41	H	Minnesota	71 91
46	H	Drexel	84 70

RPI 51-100

Team's RPI: 93

RPI	S	Opponent	Score
53	A	American	66 75
54	H	Indiana	77 74
59	A	Nebraska	51 59
60	A	Purdue	73 88
66	H	Michigan St.	74 59
85	H	Fordham	65 60
91	N	Kansas St.	65 70

RPI 101+

RPI	S	Opponent	Score
108	H	Wake Forest	68 58
124	N	Louisiana Tech	59 71
174	H	Northwestern	67 59
183	A	Pittsburgh	59 48
197	H	Siena	86 72
204	A	Wisconsin	69 62
215	A	Providence	60 51
234	H	Illinois	68 59
234	N	Illinois	83 57
257	A	St. Bonaventure	62 65
262	H	Manhattan	78 46
293	H	Central Conn. St.	83 66
313	A	Marshall	80 65

LAST 12 Division I GAMES:

38	N	Michigan	48 77	21	A	Iowa	76 80
234	N	Illinois	83 57	66	H	Michigan St.	74 59
6	H	Ohio St.	64 89	6	A	Ohio St.	64 94
59	A	Nebraska	51 59	60	A	Purdue	73 88
174	H	Northwestern	67 59	234	H	Illinois	68 59
41	A	Minnesota	68 101	39	H	Rutgers	70 67

Non-Div I Games:

Penn St.

Average RPI Win:	231	WON-LOST	WINNING	LAST 10	STRENGTH OF	OPP. STRENGTH	TEAM	ADJ.	CONF.	ADJ CONF.
Average RPI Loss:	145	RECORD	PCT. RANK	GAMES	SCHEDULE	OF SCHEDULE	RPI	RPI	RPI	RPI
DIV. I ONLY	10- 20	256	3- 7	123	211	236	236	14	14	
DIV. I NON-CONF.	4- 6	214	0- 0	96	346	183	183	11	11	

TOTALS	RPI 1-25	RPI 26-50	W-L RECORDS	RPI 51-100	RPI 101-999	RPI 201+				
10- 20	0- 0	0- 3	OVERALL	0- 3	10- 14	6- 4				
7- 6	0- 0	0- 1	HOME	0- 1	7- 4	3- 2				
2- 13	0- 0	0- 1	AWAY	0- 2	2- 10	2- 2				
1- 1	0- 0	0- 1	NEUTRAL	0- 0	1- 0	1- 0				
4- 6	0- 0	0- 0	NON-CONFERENCE	0- 1	4- 5	3- 2				
2- 2	0- 0	0- 0	HOME	0- 0	2- 2	1- 2				
2- 4	0- 0	0- 0	AWAY	0- 1	2- 3	2- 0				
0- 0	0- 0	0- 0	NEUTRAL	0- 0	0- 0	0- 0				
6- 14	0- 0	0- 3	CONFERENCE	0- 2	6- 9	3- 2				
5- 4	0- 0	0- 1	HOME	0- 1	5- 2	2- 0				
0- 9	0- 0	0- 1	AWAY	0- 1	0- 7	0- 2				
1- 1	0- 0	0- 1	NEUTRAL	0- 0	1- 0	1- 0				

RPI	S	Opponent	Score	RPI	S	Opponent	Score	RPI	S	Opponent	Score	RPI	S	Opponent	Score
36	A	Gonzaga	51 73	65	A	UC Davis	64 69	110	A	Utah	65 89				
36	H	Gonzaga	48 67	78	A	Saint Mary's (CA)	62 75	128	A	San Francisco	67 68				
36	N	Gonzaga	70 81	78	H	Saint Mary's (CA)	75 82	128	H	San Francisco	95 92				
								143	A	Loyola Marymount	60 75				
								143	H	Loyola Marymount	85 74				
								147	A	Weber St.	61 71				
								149	H	Idaho St.	80 74				
								153	A	BYU	43 78				
								153	H	BYU	67 73				
								172	A	San Diego	53 79				
								172	H	San Diego	66 62				
								178	A	Pacific	73 84				
								178	H	Pacific	77 85				
								185	A	UC Irvine	74 75				
								205	A	Nevada	77 72				
								209	H	New Mexico St.	64 86				
								219	H	Seattle U	62 65				
								288	A	Santa Clara	50 54				
								288	H	Santa Clara	56 55				
								288	N	Santa Clara	74 63				
								297	A	Long Beach St.	83 71				
								317	A	Portland	58 82				
								317	H	Portland	83 79				
								321	H	Utah Valley	71 44				
LAST 12 Division I GAMES:															
36	N	Gonzaga	70 81	143	H	Loyola Marymount	85 74								
288	N	Santa Clara	74 63	172	A	San Diego	53 79								
317	A	Portland	58 82	178	A	Pacific	73 84								
78	H	Saint Mary's (CA)	75 82	317	H	Portland	83 79								
36	H	Gonzaga	48 67	288	A	Santa Clara	50 54								
153	A	BYU	43 78	143	A	Loyola Marymount	60 75								

Non-Div I Games:

Pepperdine

Average RPI	Win:	193	WON-LOST	WINNING	LAST 10	STRENGTH OF	OPP. STRENGTH	TEAM	ADJ.	CONF.	ADJ CONF.
Average RPI	Loss:	66	RECORD	PCT. RANK	GAMES	SCHEDULE	OF SCHEDULE	RPI	RPI	RPI	RPI
DIV. I ONLY		10- 20	256	1- 9	49	45	183	183	1	1	
DIV. I NON-CONF.		8- 5	111	0- 0	205	173	177	177	1	1	

TOTALS	RPI 1-25		RPI 26-50		W-L RECORDS		RPI 51-100		RPI 101-999		RPI 201+
10- 20	0- 6		0- 4		OVERALL		2- 5		8- 5		5- 2
8- 10	0- 5		0- 1		HOME		2- 2		6- 2		5- 1
2- 9	0- 1		0- 3		AWAY		0- 3		2- 2		0- 1
0- 1	0- 0		0- 0		NEUTRAL		0- 0		0- 1		0- 0
8- 5	0- 0		0- 0		NON-CONFERENCE		1- 4		7- 1		5- 1
7- 3	0- 0		0- 0		HOME		1- 2		6- 1		5- 1
1- 2	0- 0		0- 0		AWAY		0- 2		1- 0		0- 0
0- 0	0- 0		0- 0		NEUTRAL		0- 0		0- 0		0- 0
2- 15	0- 6		0- 4		CONFERENCE		1- 1		1- 4		0- 1
1- 7	0- 5		0- 1		HOME		1- 0		0- 1		0- 0
1- 7	0- 1		0- 3		AWAY		0- 1		1- 2		0- 1
0- 1	0- 0		0- 0		NEUTRAL		0- 0		0- 1		0- 0

RPI 1-25				RPI 26-50				RPI 51-100				RPI 101+ Team's RPI: 183			
RPI	S	Opponent	Score	RPI	S	Opponent	Score	RPI	S	Opponent	Score	RPI	S	Opponent	Score
1	H	Notre Dame	53 87	30	A	Virginia	50 62	63	A	West Virginia	52 73	108	H	Wake Forest	49 58
3	A	Louisville	49 81	35	A	Syracuse	52 70	67	A	Virginia Tech	66 89	108	N	Wake Forest	38 72
3	H	Louisville	51 77	35	H	Syracuse	53 62	68	H	Georgia Tech	68 62	111	A	Cincinnati	66 46
8	H	Florida St.	59 66	50	A	Miami (FL)	58 82	73	H	Duquesne	53 66	116	A	North Carolina	67 68
17	H	NC State	66 77					85	A	Fordham	55 58	145	H	Youngstown St.	66 58
18	H	Duke	46 58					90	H	Bucknell	57 39	166	A	Clemson	58 42
								93	H	Penn St.	48 59	204	H	Wisconsin	57 58
												207	A	Boston College	61 72
												208	H	Arkansas St.	87 47
												258	H	UNCW	74 55
												264	H	Cornell	51 39
												270	H	Towson	81 63
												346	H	Chicago St.	87 49

LAST 12 Division I GAMES:															
108	N	Wake Forest	38 72	8	H	Florida St.	59 66	166	A	Clemson	58 42				
3	A	Louisville	49 81	18	H	Duke	46 58								
17	H	NC State	66 77	1	H	Notre Dame	53 87								
35	H	Syracuse	53 62	35	A	Syracuse	52 70								
50	A	Miami (FL)	58 82	3	H	Louisville	51 77								
207	A	Boston College	61 72												

Non-Div I Games:

Pittsburgh

Average RPI Win: 213	WON-LOST RECORD	WINNING PCT. RANK	LAST 10 GAMES	STRENGTH OF SCHEDULE	OPP. STRENGTH OF SCHEDULE	TEAM RPI	ADJ. RPI	CONF. RPI	ADJ CONF. RPI
Average RPI Loss: 163									
DIV. I ONLY	5- 23	325	3- 7	166	184	317	317	14	14
DIV. I NON-CONF.	2- 7	286	0- 0	222	331	323	323	11	11

TOTALS	RPI 1-25	RPI 26-50	W-L RECORDS	RPI 51-100	RPI 101-999	RPI 201+			
5- 23	0- 0	0- 2	OVERALL	1- 1	4- 20	3- 4			
5- 10	0- 0	0- 1	HOME	1- 0	4- 9	3- 1			
0- 12	0- 0	0- 1	AWAY	0- 1	0- 10	0- 3			
0- 1	0- 0	0- 0	NEUTRAL	0- 0	0- 1	0- 0			
2- 7	0- 0	0- 0	NON-CONFERENCE	0- 0	2- 7	2- 1			
2- 4	0- 0	0- 0	HOME	0- 0	2- 4	2- 0			
0- 3	0- 0	0- 0	AWAY	0- 0	0- 3	0- 1			
0- 0	0- 0	0- 0	NEUTRAL	0- 0	0- 0	0- 0			
3- 16	0- 0	0- 2	CONFERENCE	1- 1	2- 13	1- 3			
3- 6	0- 0	0- 1	HOME	1- 0	2- 5	1- 1			
0- 9	0- 0	0- 1	AWAY	0- 1	0- 7	0- 2			
0- 1	0- 0	0- 0	NEUTRAL	0- 0	0- 1	0- 0			

RPI 1-25	RPI 26-50	RPI 51-100	RPI 101+	Team's RPI: 317
RPI S Opponent Score	RPI S Opponent Score	RPI S Opponent Score	RPI S Opponent Score	
	36 A Gonzaga 36 75	78 A Saint Mary's (CA) 49 77	117 H Saint Francis (PA) 101 106	
	36 H Gonzaga 56 70	78 H Saint Mary's (CA) 68 65	128 A San Francisco 75 84	
			128 H San Francisco 63 76	
			129 H Portland St. 71 77	
			133 H Boise St. 47 73	
			143 A Loyol a Marymount 55 76	
			143 H Loyol a Marymount 60 63	
			147 H Weber St. 70 91	
			153 A BYU 35 73	
			153 H BYU 58 72	
			172 A San Di ego 52 59	
			172 H San Di ego 60 75	
			178 A Paci fi c 55 91	
			178 H Paci fi c 89 67	
			178 N Paci fi c 60 85	
			185 A UC Irvi ne 52 63	
			200 A Washi ngton 67 93	
			236 A Pepperdi ne 79 83	
			236 H Pepperdi ne 82 58	
			251 H Hawai i 76 47	
			288 A Santa Clara 57 67	
			288 H Santa Clara 43 50	
			319 A Cal St. Fullerton 61 66	
			321 H Utah Valley 71 64	
LAST 12 Di vi si on I GAMES:				
	178 N Paci fi c 60 85	128 H San Francisco 63 76		
	236 H Pepperdi ne 82 58	143 A Loyol a Marymount 55 76		
	153 A BYU 35 73	236 A Pepperdi ne 79 83		
	78 A Saint Mary's (CA) 49 77	78 H Saint Mary's (CA) 68 65		
	288 A Santa Clara 57 67	36 A Gonzaga 36 75		
	178 H Paci fi c 89 67	143 H Loyol a Marymount 60 63		

Non-Div I Games: Willamette 72 52 Warner Paci fi c 95 59

Portland

Average RPI Win:	227	WON-LOST	WINNING	LAST 10	STRENGTH OF	OPP. STRENGTH	TEAM	ADJ.	CONF.	ADJ CONF.
Average RPI Loss:	136	RECORD	PCT. RANK	GAMES	SCHEDULE	OF SCHEDULE	RPI	RPI	RPI	RPI
DIV. I ONLY	15- 12	135	6- 4	171	209	129	129	19	19	
DIV. I NON-CONF.	4- 5	202	0- 0	143	186	108	108	13	13	

TOTALS	RPI 1-25	RPI 26-50	W-L RECORDS	RPI 51-100	RPI 101-999	RPI 201+				
15- 12	0- 0	0- 2	OVERALL	0- 2	15- 8	9- 3				
8- 2	0- 0	0- 0	HOME	0- 0	8- 2	5- 0				
7- 10	0- 0	0- 2	AWAY	0- 2	7- 6	4- 3				
0- 0	0- 0	0- 0	NEUTRAL	0- 0	0- 0	0- 0				
4- 5	0- 0	0- 1	NON-CONFERENCE	0- 2	4- 2	2- 2				
1- 0	0- 0	0- 0	HOME	0- 0	1- 0	0- 0				
3- 5	0- 0	0- 1	AWAY	0- 2	3- 2	2- 2				
0- 0	0- 0	0- 0	NEUTRAL	0- 0	0- 0	0- 0				
11- 7	0- 0	0- 1	CONFERENCE	0- 0	11- 6	7- 1				
7- 2	0- 0	0- 0	HOME	0- 0	7- 2	5- 0				
4- 5	0- 0	0- 1	AWAY	0- 0	4- 4	2- 1				
0- 0	0- 0	0- 0	NEUTRAL	0- 0	0- 0	0- 0				

RPI 1-25				RPI 26-50				RPI 51-100				RPI 101+				Team's RPI: 129
RPI	S	Opponent	Score	RPI	S	Opponent	Score	RPI	S	Opponent	Score	RPI	S	Opponent	Score	
				36	A	Gonzaga	52 91	65	A	UC Davis	67 79	142	A	Eastern Wash.	57 64	
				37	A	Northern Colo.	60 63	87	A	UNLV	80 88	142	H	Eastern Wash.	75 60	
												147	A	Weber St.	62 60	
												147	H	Weber St.	77 64	
												149	A	Idaho St.	64 72	
												149	H	Idaho St.	59 88	
												151	A	Idaho	60 61	
												151	H	Idaho	90 101	
												163	H	Ole Miss	94 79	
												185	A	UC Irvine	82 72	
												192	A	North Dakota	80 61	
												205	A	Nevada	55 67	
												212	A	Montana St.	69 60	
												212	H	Montana St.	62 53	
												219	A	Seattle U	77 91	
												240	A	Montana	53 69	
												240	H	Montana	70 53	
												268	A	Sacramento St.	81 72	
												268	H	Sacramento St.	74 73	
												281	A	San Jose St.	90 78	
												307	H	Northern Ariz.	68 59	
												317	A	Portland	77 71	
												330	H	Southern Utah	70 66	
LAST 12 Division I GAMES:																
				192	A	North Dakota	80 61	212	H	Montana St.	62 53					
				37	A	Northern Colo.	60 63	240	H	Montana	70 53					
				307	H	Northern Ariz.	68 59	142	A	Eastern Wash.	57 64					
				330	H	Southern Utah	70 66	151	A	Idaho	60 61					
				149	A	Idaho St.	64 72	268	A	Sacramento St.	81 72					
				147	A	Weber St.	62 60	147	H	Weber St.	77 64					

Non-Div I Games: Northwest (WA) 63 60 Multnomah 95 32

Portland St.

Average RPI Win:	292	WON-LOST	WINNING	LAST 10	STRENGTH OF	OPP. STRENGTH	TEAM	ADJ.	CONF.	ADJ CONF.
Average RPI Loss:	201	RECORD	PCT. RANK	GAMES	SCHEDULE	OF SCHEDULE	RPI	RPI	RPI	RPI
DIV. I ONLY	12- 15	215	8- 2	278	348	245	245	32	32	
DIV. I NON-CONF.	0- 9	337	0- 0	75	283	307	307	32	32	

TOTALS	RPI 1-25	RPI 26-50	W-L RECORDS	RPI 51-100	RPI 101-999	RPI 201+				
12- 15	0- 1	0- 0	OVERALL	0- 0	12- 14	11- 8				
7- 3	0- 0	0- 0	HOME	0- 0	7- 3	6- 2				
5- 11	0- 1	0- 0	AWAY	0- 0	5- 10	5- 5				
0- 1	0- 0	0- 0	NEUTRAL	0- 0	0- 1	0- 1				
0- 9	0- 1	0- 0	NON-CONFERENCE	0- 0	0- 8	0- 3				
0- 1	0- 0	0- 0	HOME	0- 0	0- 1	0- 0				
0- 7	0- 1	0- 0	AWAY	0- 0	0- 6	0- 2				
0- 1	0- 0	0- 0	NEUTRAL	0- 0	0- 1	0- 1				
12- 6	0- 0	0- 0	CONFERENCE	0- 0	12- 6	11- 5				
7- 2	0- 0	0- 0	HOME	0- 0	7- 2	6- 2				
5- 4	0- 0	0- 0	AWAY	0- 0	5- 4	5- 3				
0- 0	0- 0	0- 0	NEUTRAL	0- 0	0- 0	0- 0				

RPI 1-25				RPI 26-50				RPI 51-100				RPI 101+ Team's RPI: 245			
RPI	S	Opponent	Score	RPI	S	Opponent	Score	RPI	S	Opponent	Score	RPI	S	Opponent	Score
15	A	Texas A&M	70 98									106	H	Rice	68 88
												120	A	Colorado St.	59 71
												131	A	Bethune-Cookman	52 77
												138	A	Texas St.	57 84
												166	A	Clemson	58 64
												179	A	Southern U.	58 96
												179	H	Southern U.	69 62
												221	A	Texas Southern	61 56
												221	H	Texas Southern	65 48
												226	N	A&M-Corpus Christi	62 72
												232	A	Grambling	79 81
												232	H	Grambling	68 75
												252	A	Texas Tech	60 89
												290	A	Alcorn	96 76
												290	H	Alcorn	72 73
												296	A	Jackson St.	61 70
												296	H	Jackson St.	85 73
												309	A	UTRGV	62 78
												314	A	Alabama A&M	55 48
												314	H	Alabama A&M	84 73
												316	A	Alabama St.	68 70
												316	H	Alabama St.	69 63
												333	A	Ark.-Pine Bluff	89 72
												333	H	Ark.-Pine Bluff	64 52
												341	A	Mississippi Val.	75 74
												341	H	Mississippi Val.	78 73

LAST 12 Division I GAMES:															
				179	A	Southern U.	58 96	296	H	Jackson St.	85 73				
				290	A	Alcorn	96 76	232	H	Grambling	68 75				
				314	H	Alabama A&M	84 73	221	H	Texas Southern	65 48				
				316	H	Alabama St.	69 63	314	A	Alabama A&M	55 48				
				341	A	Mississippi Val.	75 74	316	A	Alabama St.	68 70				
				333	A	Ark.-Pine Bluff	89 72	341	H	Mississippi Val.	78 73				

Non-Div I Games: Texas-Tyler 99 56 Arlington Baptist 116 73

Prairie View

Average RPI Win:	265	WON-LOST	WINNING	LAST 10	STRENGTH OF	OPP. STRENGTH	TEAM	ADJ.	CONF.	ADJ CONF.
Average RPI Loss:	177	RECORD	PCT. RANK	GAMES	SCHEDULE	OF SCHEDULE	RPI	RPI	RPI	RPI
DIV. I ONLY	12- 17	225	5- 5	242	284	244	244	27	27	
DIV. I NON-CONF.	3- 8	268	0- 0	177	142	251	251	28	28	

TOTALS	RPI 1-25	RPI 26-50	W-L RECORDS	RPI 51-100	RPI 101-999	RPI 201+				
12- 17	0- 2	0- 0	OVERALL	0- 3	12- 12	10- 7				
7- 6	0- 0	0- 0	HOME	0- 1	7- 5	5- 4				
5- 11	0- 0	0- 0	AWAY	0- 1	5- 1	5- 0				
0- 0	0- 0	0- 0	NEUTRAL	0- 0	0- 0	0- 0				
3- 8	0- 2	0- 0	NON-CONFERENCE	0- 1	3- 5	2- 3				
2- 2	0- 0	0- 0	HOME	0- 0	2- 2	1- 2				
1- 6	0- 2	0- 0	AWAY	0- 1	1- 3	1- 1				
0- 0	0- 0	0- 0	NEUTRAL	0- 0	0- 0	0- 0				
9- 9	0- 0	0- 0	CONFERENCE	0- 2	9- 7	8- 4				
5- 4	0- 0	0- 0	HOME	0- 1	5- 3	4- 2				
4- 5	0- 0	0- 0	AWAY	0- 1	4- 4	4- 2				
0- 0	0- 0	0- 0	NEUTRAL	0- 0	0- 0	0- 0				

RPI 1-25				RPI 26-50				RPI 51-100				RPI 101+ Team's RPI: 244			
RPI	S	Opponent	Score	RPI	S	Opponent	Score	RPI	S	Opponent	Score	RPI	S	Opponent	Score
10	A	UCLA	40 76					58	A	Bel mont	48 90	105	A	Chattanooga	51 71
18	A	Duke	45 79					88	A	Li berty	55 63	116	A	North Carolina	56 91
								88	H	Li berty	64 76	137	A	Radford	55 93
												137	H	Radford	40 64
												190	H	Furman	76 75
												195	A	High Point	55 81
												195	H	High Point	62 55
												217	H	UNCG	57 64
												225	A	UNC Asheville	76 74
												225	H	UNC Asheville	72 63
												227	A	Gardner-Webb	60 50
												227	H	Gardner-Webb	72 69
												256	A	Campbell	40 53
												256	H	Campbell	65 59
												269	A	San Diego St.	50 77
												301	H	Kennesaw St.	51 60
												302	A	USC Upstate	83 69
												318	H	N.C. Central	69 60
												325	A	Charleston So.	81 58
												325	H	Charleston So.	61 64
												342	A	Longwood	56 66
												342	H	Longwood	60 75
												343	A	Winthrop	64 58
												343	H	Winthrop	78 45

LAST 12 Division I GAMES:															
325	A	Charleston So.	81 58	342	H	Longwood	60 75								
225	H	UNC Asheville	72 63	343	A	Winthrop	64 58								
137	H	Radford	40 64	88	A	Li berty	55 63								
227	A	Gardner-Webb	60 50	325	H	Charleston So.	61 64								
195	H	High Point	62 55	225	A	UNC Asheville	76 74								
256	A	Campbell	40 53	343	H	Winthrop	78 45								

Non-Div I Games:

Presbyterian

Average RPI Win:	158	WON-LOST	WINNING	LAST 10	STRENGTH OF	OPP. STRENGTH	TEAM	ADJ.	CONF.	ADJ CONF.
Average RPI Loss:	62	RECORD	PCT. RANK	GAMES	SCHEDULE	OF SCHEDULE	RPI	RPI	RPI	RPI
DIV. I ONLY	22- 5	19	9- 1	89	93	29	29	9	9	
DIV. I NON-CONF.	10- 3	52	0- 0	120	47	48	48	9	9	

TOTALS	RPI 1-25	RPI 26-50	W-L RECORDS	RPI 51-100	RPI 101-999	RPI 201+				
22- 5	0- 0	1- 2	OVERALL	4- 2	17- 1	7- 0				
10- 2	0- 0	0- 1	HOME	3- 1	7- 0	3- 0				
10- 3	0- 0	1- 1	AWAY	1- 1	8- 1	4- 0				
2- 0	0- 0	0- 0	NEUTRAL	0- 0	2- 0	0- 0				
10- 3	0- 0	1- 2	NON-CONFERENCE	1- 1	8- 0	3- 0				
3- 2	0- 0	0- 1	HOME	1- 1	2- 0	1- 0				
5- 1	0- 0	1- 1	AWAY	0- 0	4- 0	2- 0				
2- 0	0- 0	0- 0	NEUTRAL	0- 0	2- 0	0- 0				
12- 2	0- 0	0- 0	CONFERENCE	3- 1	9- 1	4- 0				
7- 0	0- 0	0- 0	HOME	2- 0	5- 0	2- 0				
5- 2	0- 0	0- 0	AWAY	1- 1	4- 1	2- 0				
0- 0	0- 0	0- 0	NEUTRAL	0- 0	0- 0	0- 0				

RPI 1-25				RPI 26-50				Team's RPI: 29				RPI 51-100				RPI 101+			
RPI	S	Opponent	Score	RPI	S	Opponent	Score	RPI	S	Opponent	Score	RPI	S	Opponent	Score	RPI	S	Opponent	Score
				28	H	Villanova	59 62	51	A	Harvard	58 72	105	N	Chattanooga	59 49				
				39	A	Rutgers	50 70	51	H	Harvard	80 47	114	H	Delaware	78 60				
				40	A	Quinnipiac	60 46	61	A	Penn	70 55	115	A	Dartmouth	79 67				
								61	H	Penn	60 40	115	H	Dartmouth	82 63				
								68	H	Georgia Tech	56 67	119	A	Seton Hall	85 83				
								79	H	George Washington	72 52	125	A	Yale	59 73				
												125	H	Yale	64 53				
												136	N	Saint Joseph's	63 54				
												168	A	Brown	77 62				
												168	H	Brown	79 44				
												186	A	Davidson	63 57				
												211	A	Columbia	74 46				
												211	H	Columbia	69 47				
												237	A	Lafayette	53 45				
												264	A	Cornell	72 40				
												264	H	Cornell	75 54				
												323	H	UMBC	77 40				
												328	A	Wagner	58 37				
LAST 12 Division I GAMES:																			
				125	H	Yale	64 53	61	H	Penn	60 40								
				168	H	Brown	79 44	115	H	Dartmouth	82 63								
				51	A	Harvard	58 72	51	H	Harvard	80 47								
				115	A	Dartmouth	79 67	168	A	Brown	77 62								
				211	A	Columbia	74 46	125	A	Yale	59 73								
				264	A	Cornell	72 40	264	H	Cornell	75 54								

Non-Div I Games:

Princeton

Average RPI	Win:	181	WON-LOST	WINNING	LAST 10	STRENGTH OF	OPP. STRENGTH	TEAM	ADJ.	CONF.	ADJ CONF.
Average RPI	Loss:	97	RECORD	PCT. RANK	GAMES	SCHEDULE	OF SCHEDULE	RPI	RPI	RPI	RPI
DIV. I ONLY		10- 21	266	2- 8	132	71	215	215	6	6	
DIV. I NON-CONF.		7- 5	132	0- 0	271	158	188	188	6	6	

TOTALS	RPI 1-25		RPI 26-50		W-L RECORDS		RPI 51-100		RPI 101-999		RPI 201+
10- 21	0- 4		0- 5		OVERALL		3- 3		7- 9		4- 3
4- 10	0- 2		0- 2		HOME		1- 2		3- 4		3- 1
3- 10	0- 2		0- 3		AWAY		1- 1		2- 4		0- 2
3- 1	0- 0		0- 0		NEUTRAL		1- 0		2- 1		1- 0
7- 5	0- 0		0- 1		NON-CONFERENCE		1- 1		6- 3		3- 2
2- 3	0- 0		0- 0		HOME		0- 1		2- 2		2- 1
2- 2	0- 0		0- 1		AWAY		0- 0		2- 1		0- 1
3- 0	0- 0		0- 0		NEUTRAL		1- 0		2- 0		1- 0
3- 16	0- 4		0- 4		CONFERENCE		2- 2		1- 6		1- 1
2- 7	0- 2		0- 2		HOME		1- 1		1- 2		1- 0
1- 8	0- 2		0- 2		AWAY		1- 1		0- 3		0- 1
0- 1	0- 0		0- 0		NEUTRAL		0- 0		0- 1		0- 0

RPI	S	Opponent	Score	RPI	S	Opponent	Score	RPI	S	Opponent	Score	RPI	S	Opponent	Score	Team's RPI: 215
23	A	DePaul	47 81	28	A	Villanova	43 70	72	A	St. John's (NY)	49 44	119	A	Seton Hall	56 65	
23	H	DePaul	48 71	28	H	Villanova	55 63	72	H	St. John's (NY)	70 68	119	H	Seton Hall	56 65	
24	A	Marquette	61 94	40	A	Quinnipiac	36 62	92	N	Wright St.	74 69	123	A	Butler	57 68	
24	H	Marquette	60 77	44	A	Creighton	56 73	93	H	Penn St.	51 60	123	H	Butler	48 69	
				44	H	Creighton	84 87	98	A	Georgetown	48 74	123	N	Butler	67 73	
								98	H	Georgetown	43 75	125	A	Yale	55 51	
												139	A	Northeastern	98 95	
												168	H	Brown	59 64	
												199	N	Stetson	56 45	
												207	H	Boston College	63 55	
												211	H	Columbia	64 73	
												223	A	Xavier	59 68	
												223	H	Xavier	69 48	
												253	A	Sacred Heart	75 78	
												334	H	Rhode Island	65 41	
												344	N	Savannah St.	78 48	

LAST 12 Division I GAMES:																
123	N	Butler	67 73	23	A	DePaul	47 81									
98	A	Georgetown	48 74	24	A	Marquette	61 94									
28	A	Villanova	43 70	72	H	St. John's (NY)	70 68									
223	H	Xavier	69 48	119	H	Seton Hall	56 65									
123	H	Butler	48 69	123	A	Butler	57 68									
44	H	Creighton	84 87	223	A	Xavier	59 68									

Non-Div I Games:

Providence

Average RPI Win:	129	WON-LOST	WINNING	LAST 10	STRENGTH OF	OPP. STRENGTH	TEAM	ADJ.	CONF.	ADJ CONF.
Average RPI Loss:	55	RECORD	PCT. RANK	GAMES	SCHEDULE	OF SCHEDULE	RPI	RPI	RPI	RPI
DIV. I ONLY	18- 13	122	5- 5	18	59	60	60	3	3	
DIV. I NON-CONF.	9- 5	99	0- 0	16	135	49	49	4	4	

TOTALS	RPI 1-25	RPI 26-50	W-L RECORDS	RPI 51-100	RPI 101-999	RPI 201+				
18- 13	3- 1	2- 5	OVERALL	4- 6	9- 1	5- 0				
11- 5	0- 0	1- 2	HOME	4- 3	6- 0	3- 0				
6- 6	3- 1	1- 1	AWAY	0- 3	2- 1	2- 0				
1- 2	0- 0	0- 2	NEUTRAL	0- 0	1- 0	0- 0				
9- 5	1- 0	0- 2	NON-CONFERENCE	3- 2	5- 1	2- 0				
6- 2	0- 0	0- 1	HOME	3- 1	3- 0	1- 0				
2- 2	1- 0	0- 0	AWAY	0- 1	1- 1	1- 0				
1- 1	0- 0	0- 1	NEUTRAL	0- 0	1- 0	0- 0				
9- 8	2- 1	2- 3	CONFERENCE	1- 4	4- 0	3- 0				
5- 3	0- 0	1- 1	HOME	1- 2	3- 0	2- 0				
4- 4	2- 1	1- 1	AWAY	0- 2	1- 0	1- 0				
0- 1	0- 0	0- 1	NEUTRAL	0- 0	0- 0	0- 0				

RPI	S	Opponent	Score	RPI	S	Opponent	Score	RPI	S	Opponent	Score	RPI	S	Opponent	Score
6	A	Ohio St.	60 73	34	H	Bail St.	60 66	54	A	Indiana	54 72	110	A	Utah	68 81
16	A	Maryl and	75 65	38	A	Michigan	81 79	54	H	Indiana	44 52	142	H	Eastern Wash.	65 40
20	A	Central Mich.	79 69	39	A	Rutgers	50 58	59	A	Nebraska	51 75	155	H	UT Martin	60 58
21	A	Iowa	76 70	39	H	Rutgers	47 33	66	H	Michigan St.	68 82	158	N	Marist	61 47
				39	N	Rutgers	60 62	68	A	Georgia Tech	55 68	174	H	Northwestern	63 60
				41	H	Minnesota	74 78	78	H	Saint Mary's (CA)	70 60	204	H	Wisconsin	57 35
				49	N	Southern California	46 58	83	H	Miami (OH)	75 66	234	A	Illinois	73 54
								89	H	Lamar University	79 64	234	H	Illinois	64 51
								93	H	Penn St.	88 73	251	A	Hawaii	79 67
								100	H	Ohio	71 77	298	H	Valparaiso	95 49
LAST 12 Division I GAMES:															
				39	N	Rutgers	60 62	41	H	Minnesota	74 78				
				66	H	Michigan St.	68 82	234	A	Illinois	73 54				
				234	H	Illinois	64 51	38	A	Michigan	81 79				
				6	A	Ohio St.	60 73	93	H	Penn St.	88 73				
				16	A	Maryl and	75 65	59	A	Nebraska	51 75				
				54	H	Indiana	44 52	174	H	Northwestern	63 60				

Non-Div I Games:

Purdue

Average RPI Win:	265	WON-LOST	WINNING	LAST 10	STRENGTH OF	OPP. STRENGTH	TEAM	ADJ.	CONF.	ADJ CONF.
Average RPI Loss:	156	RECORD	PCT. RANK	GAMES	SCHEDULE	OF SCHEDULE	RPI	RPI	RPI	RPI
DIV. I ONLY	21- 7	45	10- 0	336	264	137	137	27	27	
DIV. I NON-CONF.	6- 4	122	0- 0	338	84	214	214	28	28	

TOTALS	RPI 1-25	RPI 26-50	W-L RECORDS	RPI 51-100	RPI 101-999	RPI 201+				
21- 7	0- 0	0- 0	OVERALL	1- 3	20- 4	18- 3				
11- 1	0- 0	0- 0	HOME	1- 0	10- 1	9- 1				
8- 5	0- 0	0- 0	AWAY	0- 0	8- 2	7- 2				
2- 1	0- 0	0- 0	NEUTRAL	0- 1	2- 0	2- 0				
6- 4	0- 0	0- 0	NON-CONFERENCE	0- 2	6- 2	6- 1				
3- 0	0- 0	0- 0	HOME	0- 0	3- 0	3- 0				
1- 3	0- 0	0- 0	AWAY	0- 1	1- 2	1- 1				
2- 1	0- 0	0- 0	NEUTRAL	0- 1	2- 0	2- 0				
15- 3	0- 0	0- 0	CONFERENCE	1- 1	14- 2	12- 2				
8- 1	0- 0	0- 0	HOME	1- 0	7- 1	6- 1				
7- 2	0- 0	0- 0	AWAY	0- 1	7- 1	6- 1				
0- 0	0- 0	0- 0	NEUTRAL	0- 0	0- 0	0- 0				

RPI 1-25				RPI 26-50				RPI 51-100				RPI 101+				Team's RPI: 137
RPI	S	Opponent	Score	RPI	S	Opponent	Score	RPI	S	Opponent	Score	RPI	S	Opponent	Score	
								63	N	West Virginia	55 75	116	A	North Carolina	46 79	
								67	A	Virginia Tech	42 68	195	A	High Point	63 48	
								88	A	Liberty	56 61	195	H	High Point	50 47	
								88	H	Liberty	52 45	217	H	UNCG	56 53	
												225	A	UNC Asheville	64 48	
												225	H	UNC Asheville	56 67	
												227	A	Gardner-Webb	53 69	
												227	H	Gardner-Webb	66 46	
												244	A	Presbyterian	64 40	
												244	H	Presbyterian	93 55	
												255	N	Abilene Christian	71 65	
												256	A	Campbell	51 50	
												256	H	Campbell	56 36	
												270	N	Towson	69 66	
												274	H	Appalachian St.	61 40	
												280	H	VCU	79 62	
												308	A	Western Caro.	27 39	
												311	A	Tennessee Tech	60 41	
												325	A	Charleston So.	61 56	
												325	H	Charleston So.	74 57	
												342	A	Longwood	52 33	
												342	H	Longwood	81 39	
												343	A	Winthrop	70 30	
												343	H	Winthrop	78 52	
LAST 12 Division I GAMES:																
				256	H	Campbell	56 36	325	H	Charleston So.	74 57					
				195	A	High Point	63 48	225	A	UNC Asheville	64 48					
				244	A	Presbyterian	64 40	227	H	Gardner-Webb	66 46					
				342	H	Longwood	81 39	256	A	Campbell	51 50					
				343	A	Winthrop	70 30	88	A	Liberty	56 61					
				88	H	Liberty	52 45	195	H	High Point	50 47					

Non-Div I Games: UVa-Wise 75 43

Radford

Average RPI Win:	288	WON-LOST	WINNING	LAST 10	STRENGTH OF	OPP. STRENGTH	TEAM	ADJ.	CONF.	ADJ CONF.
Average RPI Loss:	159	RECORD	PCT. RANK	GAMES	SCHEDULE	OF SCHEDULE	RPI	RPI	RPI	RPI
DIV. I ONLY	3- 26	336	0- 9	209	175	334	334	13	13	
DIV. I NON-CONF.	2- 10	300	0- 0	216	259	316	316	10	10	

TOTALS	RPI 1-25	RPI 26-50	W-L RECORDS	RPI 51-100	RPI 101-999	RPI 201+				
3- 26	0- 0	0- 2	OVERALL	0- 6	3- 18	3- 8				
3- 9	0- 0	0- 1	HOME	0- 0	3- 8	3- 4				
0- 16	0- 0	0- 1	AWAY	0- 6	0- 9	0- 3				
0- 1	0- 0	0- 0	NEUTRAL	0- 0	0- 1	0- 1				
2- 10	0- 0	0- 1	NON-CONFERENCE	0- 2	2- 7	2- 3				
2- 2	0- 0	0- 1	HOME	0- 0	2- 1	2- 1				
0- 7	0- 0	0- 0	AWAY	0- 2	0- 5	0- 1				
0- 1	0- 0	0- 0	NEUTRAL	0- 0	0- 1	0- 1				
1- 16	0- 0	0- 1	CONFERENCE	0- 4	1- 11	1- 5				
1- 7	0- 0	0- 0	HOME	0- 0	1- 7	1- 3				
0- 9	0- 0	0- 1	AWAY	0- 4	0- 4	0- 2				
0- 0	0- 0	0- 0	NEUTRAL	0- 0	0- 0	0- 0				

RPI 1-25				RPI 26-50				RPI 51-100				RPI 101+				Team's RPI: 334
RPI	S	Opponent	Score	RPI	S	Opponent	Score	RPI	S	Opponent	Score	RPI	S	Opponent	Score	
				32	A	Dayton	58 116	61	A	Penn	66 84	107	H	George Mason	53 92	
				41	H	Minnesota	60 82	66	A	Michigan St.	38 82	115	A	Dartmouth	54 70	
								73	A	Duquesne	71 80	121	H	Saint Louis	66 70	
								79	A	George Washington	52 65	136	A	Saint Joseph's	46 64	
								85	A	Fordham	53 75	156	A	Samford	37 67	
								85	A	Fordham	64 76	158	A	Marist	42 64	
												161	A	Jacksonville St.	53 63	
												186	A	Davidson	67 77	
												186	H	Davidson	67 79	
												198	H	Richmond	53 74	
												215	A	Providence	41 65	
												238	H	Holy Cross	63 69	
												246	H	La Salle	72 63	
												257	A	St. Bonaventure	70 81	
												257	H	St. Bonaventure	72 77	
												271	H	Fairfield	62 47	
												275	A	Massachusetts	50 87	
												275	H	Massachusetts	59 61	
												280	H	VCU	49 61	
												295	N	Bryant	52 58	
												348	H	UMass Lowell	81 64	
LAST 12 Division I GAMES:																
				85	A	Fordham	53 75	85	A	Fordham	64 76					
				275	A	Massachusetts	50 87	186	H	Davidson	67 79					
				257	H	St. Bonaventure	72 77	275	H	Massachusetts	59 61					
				73	A	Duquesne	71 80	79	A	George Washington	52 65					
				121	H	Saint Louis	66 70	246	H	La Salle	72 63					
				136	A	Saint Joseph's	46 64	257	A	St. Bonaventure	70 81					

Non-Div I Games: Southern Conn. St. 57 62

Rhode Island

Average RPI Win:	237	WON-LOST	WINNING	LAST 10	STRENGTH OF	OPP. STRENGTH	TEAM	ADJ.	CONF.	ADJ CONF.
Average RPI Loss:	149	RECORD	PCT. RANK	GAMES	SCHEDULE	OF SCHEDULE	RPI	RPI	RPI	RPI
DIV. I ONLY	20- 8	61	5- 5	300	202	106	106	18	18	
DIV. I NON-CONF.	10- 2	32	0- 0	335	239	115	115	20	20	

TOTALS	RPI 1-25	RPI 26-50	W-L RECORDS	RPI 51-100	RPI 101-999	RPI 201+				
20- 8	0- 1	0- 0	OVERALL	2- 1	18- 6	16- 2				
12- 1	0- 0	0- 0	HOME	2- 0	10- 1	9- 0				
8- 7	0- 1	0- 0	AWAY	0- 1	8- 5	7- 2				
0- 0	0- 0	0- 0	NEUTRAL	0- 0	0- 0	0- 0				
10- 2	0- 1	0- 0	NON-CONFERENCE	1- 0	9- 1	9- 0				
5- 0	0- 0	0- 0	HOME	1- 0	4- 0	4- 0				
5- 2	0- 1	0- 0	AWAY	0- 0	5- 1	5- 0				
0- 0	0- 0	0- 0	NEUTRAL	0- 0	0- 0	0- 0				
10- 6	0- 0	0- 0	CONFERENCE	1- 1	9- 5	7- 2				
7- 1	0- 0	0- 0	HOME	1- 0	6- 1	5- 0				
3- 5	0- 0	0- 0	AWAY	0- 1	3- 4	2- 2				
0- 0	0- 0	0- 0	NEUTRAL	0- 0	0- 0	0- 0				

RPI 1-25				RPI 26-50				RPI 51-100				RPI 101+				Team's RPI: 106
RPI	S	Opponent	Score	RPI	S	Opponent	Score	RPI	S	Opponent	Score	RPI	S	Opponent	Score	
15	A	Texas A&M	76 82					56	H	Western Ky.	73 58	102	A	Middle Tenn.	41 51	
								81	A	UAB	63 70	124	A	Louisiana Tech	55 75	
								95	H	Little Rock	58 51	124	H	Louisiana Tech	62 70	
												154	A	Charlotte	62 55	
												176	H	UTEP	56 42	
												184	A	Kansas	65 73	
												206	H	Southern Miss.	62 56	
												211	H	Columbia	67 44	
												220	A	Fla. Atlantic	67 53	
												224	A	North Texas	50 49	
												224	H	North Texas	47 45	
												226	A	A&M-Corpus Christi	67 56	
												245	A	Prairie View	88 68	
												249	A	Grand Canyon	69 59	
												265	A	UTSA	58 62	
												265	H	UTSA	83 52	
												283	H	Old Dominion	53 45	
												300	A	FIU	58 68	
												307	A	Northern Ariz.	88 83	
												310	H	Houston Baptist	67 45	
												312	H	Incarnate Word	60 43	
												313	H	Marshall	87 44	
												335	A	Sam Houston St.	79 50	
												337	H	La.-Monroe	63 47	
LAST 12 Division I GAMES:																
224	H	North Texas	47 45	56	H	Western Ky.	73 58	124	A	Louisiana Tech	55 75					
124	H	Louisiana Tech	62 70	206	H	Southern Miss.	62 56									
265	A	UTSA	58 62	283	H	Old Dominion	53 45									
313	H	Marshall	87 44	176	H	UTEP	56 42									
102	A	Middle Tenn.	41 51	154	A	Charlotte	62 55									
81	A	UAB	63 70													

Non-Div I Games:

Rice

R
i
c
h
m
o
n
d

Ri chmond				Through Games Of March 4, 2018							
Average RPI	Win:	249	WON-LOST	WINNING	LAST 10	STRENGTH OF	OPP. STRENGTH	TEAM	ADJ.	CONF.	ADJ CONF.
Average RPI	Loss:	119	RECORD	PCT. RANK	GAMES	SCHEDULE	OF SCHEDULE	RPI	RPI	RPI	RPI
DIV. I ONLY		14- 17	207	7- 3		192	159	198	198	13	13
DIV. I NON-CONF.		5- 8	220	0- 0		165	241	207	207	10	10

TOTALS		RPI 1-25	RPI 26-50		W-L RECORDS		RPI 51-100	RPI 101-999		RPI 201+	
14- 17		0- 0	0- 3		OVERALL		1- 4	13- 10		11- 1	
3- 10		0- 0	0- 2		HOME		0- 3	3- 5		2- 1	
10- 3		0- 0	0- 0		AWAY		1- 0	9- 0		8- 0	
1- 4		0- 0	0- 1		NEUTRAL		0- 1	1- 2		1- 0	
5- 8		0- 0	0- 1		NON-CONFERENCE		0- 2	5- 5		4- 0	
0- 4		0- 0	0- 1		HOME		0- 1	0- 2		0- 0	
4- 1		0- 0	0- 0		AWAY		0- 0	4- 1		3- 0	
1- 3		0- 0	0- 0		NEUTRAL		0- 1	1- 2		1- 0	
9- 9		0- 0	0- 2		CONFERENCE		1- 2	8- 5		7- 1	
3- 6		0- 0	0- 1		HOME		0- 2	3- 3		2- 1	
6- 2		0- 0	0- 0		AWAY		1- 0	5- 2		5- 0	
0- 1		0- 0	0- 1		NEUTRAL		0- 0	0- 0		0- 0	

RPI 1-25				RPI 26-50				RPI 51-100				RPI 101+ Team's RPI: 198			
RPI	S	Opponent	Score	RPI	S	Opponent	Score	RPI	S	Opponent	Score	RPI	S	Opponent	Score
32	H	Dayton	59 66	32	N	Dayton	58 67	73	H	Duquesne	70 78	107	A	George Mason	56 77
40	H	Quinnipiac	65 81					75	H	Navy	56 76	108	H	Wake Forest	81 85
								79	A	George Washington	49 36	121	H	Saint Louis	61 79
								85	H	Fordham	38 43	131	N	Bethune-Cookman	50 63
								92	N	Wright St.	69 85	136	A	Saint Joseph's	72 81
												152	H	William & Mary	64 78
												175	N	Florida	80 87
												186	H	Davidson	65 68
												186	H	Davidson	62 53
												193	A	East Carolina	65 64
												199	A	Stetson	67 72
												211	A	Columbia	85 79
												246	A	La Salle	60 57
												246	H	La Salle	77 51
												257	A	St. Bonaventure	79 57
												271	A	Fairfield	72 67
												275	A	Massachusetts	51 39
												275	H	Massachusetts	49 58
												280	A	VCU	77 68
												280	H	VCU	59 54
												283	A	Old Dominion	54 45
												334	A	Rhode Island	74 53
												344	N	Savannah St.	100 63
LAST 12 Division I GAMES:															
32	N	Dayton	58 67	246	A	La Salle	60 57	73	H	Duquesne	70 78	275	A	Massachusetts	51 39
186	H	Davidson	62 53	79	A	George Washington	49 36	280	A	VCU	77 68	32	H	Dayton	59 66
275	H	Massachusetts	49 58	280	H	VCU	59 54	85	H	Fordham	38 43				
257	A	St. Bonaventure	79 57												

Non-Div I Games:

Ri chmond

R
i
c
h
m
o
n
d

Average RPI Win: 294	WON-LOST RECORD	WINNING PCT. RANK	LAST 10 GAMES	STRENGTH OF SCHEDULE	OPP. STRENGTH OF SCHEDULE	TEAM RPI	ADJ. RPI	CONF. RPI	ADJ CONF. RPI
Average RPI Loss: 166									
DIV. I ONLY	14- 17	207	6- 4	303	295	250	250	28	28
DIV. I NON-CONF.	3- 8	268	0- 0	286	277	289	289	25	25

TOTALS	RPI 1-25	RPI 26-50	W-L RECORDS	RPI 51-100	RPI 101-999	RPI 201+			
14- 17	0- 0	0- 3	OVERALL	0- 2	14- 12	14- 6			
6- 7	0- 0	0- 1	HOME	0- 1	6- 5	6- 2			
7- 8	0- 0	0- 1	AWAY	0- 1	7- 6	7- 4			
1- 2	0- 0	0- 1	NEUTRAL	0- 0	1- 1	1- 0			
3- 8	0- 0	0- 0	NON-CONFERENCE	0- 2	3- 6	3- 3			
1- 3	0- 0	0- 0	HOME	0- 1	1- 2	1- 1			
2- 4	0- 0	0- 0	AWAY	0- 1	2- 3	2- 2			
0- 1	0- 0	0- 0	NEUTRAL	0- 0	0- 1	0- 0			
11- 9	0- 0	0- 3	CONFERENCE	0- 0	11- 6	11- 3			
5- 4	0- 0	0- 1	HOME	0- 0	5- 3	5- 1			
5- 4	0- 0	0- 1	AWAY	0- 0	5- 3	5- 2			
1- 1	0- 0	0- 1	NEUTRAL	0- 0	1- 0	1- 0			

RPI 1-25				RPI 26-50				RPI 51-100				RPI 101+				Team's RPI : 250	
RPI	S	Opponent	Score	RPI	S	Opponent	Score	RPI	S	Opponent	Score	RPI	S	Opponent	Score		
40	A	Quinnipiac	66 73	40	H	Quinnipiac	59 80	75	A	Navy	44 63	119	A	Seton Hall	49 85		
40	H	Quinnipiac	59 80	40	N	Quinnipiac	62 82	90	H	Bucknell	71 76	157	H	Binghamton	54 76		
												158	A	Marist	67 68		
												158	H	Marist	69 80		
												193	N	East Carolina	63 66		
												197	H	Siena	67 71		
												233	A	Niagara	61 69		
												233	H	Niagara	65 58		
												237	A	Lafayette	45 60		
												238	H	Holy Cross	56 83		
												246	A	La Salle	76 55		
												262	A	Manhattan	53 50		
												262	H	Manhattan	67 51		
												271	A	Fairfield	61 45		
												271	H	Fairfield	57 68		
												271	N	Fairfield	71 64		
												284	A	Monmouth	56 63		
												285	A	Canisius	62 54		
												285	H	Canisius	70 54		
												291	H	Vermont	64 49		
												292	A	Mt. St. Mary's	78 82		
												338	A	NJIT	79 64		
												340	A	Iona	62 49		
												340	H	Iona	80 53		
												347	A	Saint Peter's	57 52		
												347	H	Saint Peter's	62 52		
LAST 12 Division I GAMES:																	
40	N	Quinnipiac	62 82	340	H	Iona	80 53										
271	N	Fairfield	71 64	347	H	Saint Peter's	62 52										
262	A	Manhattan	53 50	284	A	Monmouth	56 63										
40	H	Quinnipiac	59 80	262	H	Manhattan	67 51										
285	A	Canisius	62 54	271	H	Fairfield	57 68										
233	A	Niagara	61 69	340	A	Iona	62 49										

Non-Div I Games:

Rider

Average RPI Win:	264	WON-LOST	WINNING	LAST 10	STRENGTH OF	OPP. STRENGTH	TEAM	ADJ.	CONF.	ADJ CONF.
Average RPI Loss:	157	RECORD	PCT. RANK	GAMES	SCHEDULE	OF SCHEDULE	RPI	RPI	RPI	RPI
DIV. I ONLY	22- 6	33	8- 2	329	274	132	132	29	29	
DIV. I NON-CONF.	6- 4	122	0- 0	305	115	205	205	29	29	

TOTALS	RPI 1-25	RPI 26-50	W-L RECORDS	RPI 51-100	RPI 101-999	RPI 201+				
22- 6	0- 0	0- 0	OVERALL	0- 1	22- 5	19- 2				
12- 2	0- 0	0- 0	HOME	0- 0	12- 2	10- 1				
10- 3	0- 0	0- 0	AWAY	0- 1	10- 2	9- 1				
0- 1	0- 0	0- 0	NEUTRAL	0- 0	0- 1	0- 0				
6- 4	0- 0	0- 0	NON-CONFERENCE	0- 1	6- 3	4- 1				
3- 2	0- 0	0- 0	HOME	0- 0	3- 2	2- 1				
3- 1	0- 0	0- 0	AWAY	0- 1	3- 0	2- 0				
0- 1	0- 0	0- 0	NEUTRAL	0- 0	0- 1	0- 0				
16- 2	0- 0	0- 0	CONFERENCE	0- 0	16- 2	15- 1				
9- 0	0- 0	0- 0	HOME	0- 0	9- 0	8- 0				
7- 2	0- 0	0- 0	AWAY	0- 0	7- 2	7- 1				
0- 0	0- 0	0- 0	NEUTRAL	0- 0	0- 0	0- 0				

RPI 1-25				RPI 26-50				RPI 51-100				RPI 101+				Team's RPI: 132	
RPI	S	Opponent	Score	RPI	S	Opponent	Score	RPI	S	Opponent	Score	RPI	S	Opponent	Score		
								66	A	Michigan St.	58	100	117	A	Saint Francis (PA)	47	68
												117	H	Saint Francis (PA)	63	62	
												128	N	San Francisco	45	57	
												140	A	Cal Poly	66	50	
												145	H	Youngstown St.	84	52	
												160	H	Kent St.	31	46	
												203	H	Bowling Green	62	64	
												237	H	Lafayette	63	42	
												253	A	Sacred Heart	91	57	
												253	H	Sacred Heart	60	49	
												254	A	Northern Ky.	59	50	
												266	A	St. Francis Brooklyn	47	49	
												266	H	St. Francis Brooklyn	59	36	
												272	A	LIU Brooklyn	55	44	
												272	H	LIU Brooklyn	60	53	
												284	H	Monmouth	56	38	
												286	A	Fairleigh Dickinson	77	68	
												286	H	Fairleigh Dickinson	62	49	
												292	A	Mt. St. Mary's	77	68	
												292	H	Mt. St. Mary's	66	54	
												293	A	Central Conn. St.	67	51	
												293	H	Central Conn. St.	66	47	
												295	A	Bryant	67	61	
												295	H	Bryant	72	49	
												328	A	Wagner	58	52	
												328	H	Wagner	49	46	
												332	A	Delaware St.	65	42	

LAST 12 Division I GAMES:																	
				292	H	Mt. St. Mary's	66	54	266	A	St. Francis Brooklyn	47	49				
				328	H	Wagner	49	46	272	A	LIU Brooklyn	55	44				
				293	A	Central Conn. St.	67	51	117	A	Saint Francis (PA)	47	68				
				295	A	Bryant	67	61	293	H	Central Conn. St.	66	47				
				253	H	Sacred Heart	60	49	295	H	Bryant	72	49				
				286	H	Fairleigh Dickinson	62	49	292	A	Mt. St. Mary's	77	68				

Non-Div I Games: Clarion 67 60

Robert Morris

■ Loss,
 ■ Non-Conf, S Site,
 ■ Home
 ■ Away
 N Neutral

Average RPI Win: 108

Average RPI Loss: 52

WON-LOST
RECORDWINNING
PCT. RANKLAST 10
GAMESSTRENGTH OF
SCHEDULEOPP. STRENGTH
OF SCHEDULETEAM
RPIADJ.
RPICONF.
RPIADJ CONF.
RPI

DIV. I ONLY	20- 12	101	3- 7	17	7	39	39	3	3
DIV. I NON-CONF.	12- 2	21	0- 0	40	19	15	15	4	4
TOTALS	RPI 1-25	RPI 26-50	W-L RECORDS	RPI 51-100	RPI 101-999	RPI 201+			
20- 12	1- 6	4- 0	OVERALL	6- 4	9- 2	3- 0			
13- 3	1- 2	4- 0	HOME	3- 1	5- 0	2- 0			
5- 6	0- 2	0- 0	AWAY	2- 3	3- 1	1- 0			
2- 3	0- 2	0- 0	NEUTRAL	1- 0	1- 1	0- 0			
12- 2	1- 1	2- 0	NON-CONFERENCE	2- 0	7- 1	1- 0			
8- 0	1- 0	2- 0	HOME	1- 0	4- 0	1- 0			
3- 0	0- 0	0- 0	AWAY	1- 0	2- 0	0- 0			
1- 2	0- 1	0- 0	NEUTRAL	0- 0	1- 1	0- 0			
8- 10	0- 5	2- 0	CONFERENCE	4- 4	2- 1	2- 0			
5- 3	0- 2	2- 0	HOME	2- 1	1- 0	1- 0			
2- 6	0- 2	0- 0	AWAY	1- 3	1- 1	1- 0			
1- 1	0- 1	0- 0	NEUTRAL	1- 0	0- 0	0- 0			

RPI	S	Opponent	Score	RPI	S	Opponent	Score	Team's RPI: 39	RPI	S	Opponent	Score	RPI	S	Opponent	Score
6	A	Ohio St.	68 90	29	H	Princeton	70 50		54	A	Indiana	58 64	104	N	Western Mi ch.	75 64
6	N	Ohio St.	57 82	30	H	Virginia	52 43		59	H	Nebraska	42 52	108	H	Wake Forest	65 51
12	N	South Carolina	68 78	38	H	Michigan	63 56		60	A	Purdue	33 47	112	N	Washington St.	60 63
16	A	Maryland	60 88	41	H	Minnesota	80 70		60	H	Purdue	58 50	119	H	Seton Hall	70 45
16	H	Maryland	54 72						60	N	Purdue	62 60	154	A	Charlotte	77 54
17	H	NC State	57 53						64	A	James Madison	76 63	174	A	Northwestern	50 63
21	H	Iowa	67 77						66	A	Michigan St.	61 58	181	A	Temple	84 67
									77	H	Houston	75 57	197	H	Siena	59 47
									93	A	Penn St.	67 70	204	A	Wisconsin	63 50
									93	H	Penn St.	70 65	234	H	Illinois	76 37
													286	H	Fairleigh Dickinson	101 35
LAST 12 Division I GAMES:																
		6 N Ohio St.	57 82			6 A Ohio St.	68 90									
		60 N Purdue	62 60			38 H Michigan	63 56									
		174 A Northwestern	50 63			16 A Maryland	60 88									
		21 H Iowa	67 77			54 A Indiana	58 64									
		204 A Wisconsin	63 50			59 H Nebraska	42 52									
		16 H Maryland	54 72			93 A Penn St.	67 70									

Non-Div I Games:

Rutgers

S
F
AS
F
A

SFA

Page 241

S
I
U
E

SIUE			Through Games Of March 4, 2018								
Average RPI	Win:	252	WON-LOST	WINNING	LAST 10	STRENGTH OF	OPP. STRENGTH	TEAM	ADJ.	CONF.	ADJ CONF.
Average RPI	Loss:	139	RECORD	PCT. RANK	GAMES	SCHEDULE	OF SCHEDULE	RPI	RPI	RPI	RPI
DIV. I ONLY			17- 14	148	6- 4	188	249	162	162	25	25
DIV. I NON-CONF.			3- 8	268	0- 0	78	88	215	215	27	27

TOTALS		RPI 1-25		RPI 26-50		W-L RECORDS		RPI 51-100	RPI 101-999	RPI 201+	
17- 14		0- 2		0- 0		OVERALL		0- 4	17- 8	12- 4	
10- 4		0- 1		0- 0		HOME		0- 1	10- 2	7- 0	
6- 8		0- 1		0- 0		AWAY		0- 3	6- 4	4- 3	
1- 2		0- 0		0- 0		NEUTRAL		0- 0	1- 2	1- 1	
3- 8		0- 2		0- 0		NON-CONFERENCE		0- 2	3- 4	1- 2	
2- 3		0- 1		0- 0		HOME		0- 0	2- 2	1- 0	
1- 4		0- 1		0- 0		AWAY		0- 2	1- 1	0- 1	
0- 1		0- 0		0- 0		NEUTRAL		0- 0	0- 1	0- 1	
14- 6		0- 0		0- 0		CONFERENCE		0- 2	14- 4	11- 2	
8- 1		0- 0		0- 0		HOME		0- 1	8- 0	6- 0	
5- 4		0- 0		0- 0		AWAY		0- 1	5- 3	4- 2	
1- 1		0- 0		0- 0		NEUTRAL		0- 0	1- 1	1- 0	

S
I
U
E

RPI 1-25				RPI 26-50				RPI 51-100				RPI 101+ Team's RPI: 162			
RPI	S	Opponent	Score	RPI	S	Opponent	Score	RPI	S	Opponent	Score	RPI	S	Opponent	Score
20	H	Central Mich.	56 94					52	A	FGCU	49 66	121	H	Saint Louis	79 72
22	A	Missouri	48 78					58	A	Bel mont	64 86	134	H	Northern Ill.	75 86
								58	H	Bel mont	55 72	155	A	UT Martin	64 72
								59	A	Nebraska	53 62	155	H	UT Martin	73 70
												155	N	UT Martin	67 69
												161	H	Jacksonville St.	65 41
												171	A	Southern Ill.	57 53
												191	A	Morehead St.	66 51
												199	H	Stetson	61 65
												218	N	Akron	58 59
												231	A	Southeast Mo. St.	62 72
												231	H	Southeast Mo. St.	65 57
												239	A	Illinois St.	47 62
												248	A	Austin Peay	61 38
												248	H	Austin Peay	67 55
												248	N	Austin Peay	76 43
												289	H	Air Force	76 40
												294	A	Murray St.	75 70
												294	H	Murray St.	77 68
												311	H	Tennessee Tech	65 58
												314	A	Eastern Ky.	62 60
												329	A	Tennessee St.	88 76
												329	H	Tennessee St.	74 63
												345	A	Eastern Ill.	72 76
												345	H	Eastern Ill.	62 52

LAST 12 Division I GAMES:															
				155	N	UT Martin	67 69	294	H	Murray St.	77 68				
				248	N	Austin Peay	76 43	345	H	Eastern Ill.	62 52				
				345	A	Eastern Ill.	72 76	161	H	Jacksonville St.	65 41				
				248	H	Austin Peay	67 55	311	H	Tennessee Tech	65 58				
				231	A	Southeast Mo. St.	62 72	58	A	Bel mont	64 86				
				155	A	UT Martin	64 72	329	A	Tennessee St.	88 76				

Non-Div I Games:

SIUE

Through Games Of March 4, 2018												
SMU		Average RPI	Win: 212	WON-LOST RECORD	WINNING PCT. RANK	LAST 10 GAMES	STRENGTH OF SCHEDULE	OPP. STRENGTH OF SCHEDULE	TEAM RPI	ADJ. RPI	CONF. RPI	ADJ CONF. RPI
Average RPI Loss: 108												
DIV. I ONLY		10- 20	256	3- 7	93	92	213	213	7	7		
DIV. I NON-CONF.		6- 7	184	0- 0	136	181	175	175	7	7		

TOTALS		RPI 1-25		RPI 26-50		W-L RECORDS	RPI 51-100	RPI 101-999		RPI 201+		
10- 20		0- 3		0- 3		OVERALL	0- 4	10- 10		5- 2		
8- 6		0- 1		0- 1		HOME	0- 2	8- 2		4- 0		
1- 13		0- 2		0- 2		AWAY	0- 2	1- 7		0- 2		
1- 1		0- 0		0- 0		NEUTRAL	0- 0	1- 1		1- 0		
6- 7		0- 1		0- 1		NON-CONFERENCE	0- 2	6- 3		5- 2		
5- 1		0- 0		0- 0		HOME	0- 1	5- 0		4- 0		
0- 6		0- 1		0- 1		AWAY	0- 1	0- 3		0- 2		
1- 0		0- 0		0- 0		NEUTRAL	0- 0	1- 0		1- 0		
4- 13		0- 2		0- 2		CONFERENCE	0- 2	4- 7		0- 0		
3- 5		0- 1		0- 1		HOME	0- 1	3- 2		0- 0		
1- 7		0- 1		0- 1		AWAY	0- 1	1- 4		0- 0		
0- 1		0- 0		0- 0		NEUTRAL	0- 0	0- 1		0- 0		

RPI 1-25				RPI 26-50		RPI 51-100		RPI 101+		Team's RPI: 213		
RPI	S	Opponent	Score	RPI	S	Opponent	Score	RPI	S	Opponent	Score	
2	H	UConn	36 80	33	A	Oklahoma	75 87	69	H	TCU	58 64	
14	A	South Fla.	54 64	43	A	UCF	43 58	77	A	Houston	56 60	
15	A	Texas A&M	57 79	43	H	UCF	42 60	77	H	Houston	75 85	
								94	A	Alabama	44 59	

LAST 12 Division I GAMES:												
193	N	East Carolina	74 85	194	H	Tulsa	74 70	111	H	Cincinnati	40 58	
122	A	Tulane	46 52	193	A	East Carolina	47 76	122	A	Tulane	46 52	
2	H	UConn	36 80	181	H	Temple	60 56	143	H	Loyola Marymount	63 60	
148	H	Wichita St.	45 52	77	A	Houston	56 60	148	A	Wichita St.	43 66	
14	A	South Fla.	54 64	111	H	Cincinnati	40 58	148	H	Wichita St.	45 52	
189	A	Memphis	53 35	43	A	UCF	43 58	167	A	UT Arlington	55 58	
								181	A	Temple	52 55	
								181	H	Temple	60 56	
								189	A	Memphis	53 35	
								193	A	East Carolina	47 76	
								193	H	East Carolina	65 51	
								193	N	East Carolina	74 85	
								194	H	Tulsa	74 70	
								205	A	Nevada	72 80	
								210	H	CSU Bakersfield	41 29	
								224	A	North Texas	40 47	
								230	H	Nicholls St.	68 61	
								247	N	UC Riverside	73 51	
								255	H	Abilene Christian	65 44	
								277	H	McNeese	65 59	

Non-Div I Games:

SMU

Average RPI Win:	229	WON-LOST	WINNING	LAST 10	STRENGTH OF	OPP. STRENGTH	TEAM	ADJ.	CONF.	ADJ CONF.
Average RPI Loss:	139	RECORD	PCT. RANK	GAMES	SCHEDULE	OF SCHEDULE	RPI	RPI	RPI	RPI
DIV. I ONLY	6- 22	313	4- 6	111	181	268	268	19	19	
DIV. I NON-CONF.	1- 9	318	0- 0	77	57	253	253	13	13	

TOTALS	RPI 1-25	RPI 26-50	W-L RECORDS	RPI 51-100	RPI 101-999	RPI 201+				
6- 22	0- 0	0- 2	OVERALL	0- 4	6- 16	4- 4				
4- 5	0- 0	0- 0	HOME	0- 0	4- 5	3- 1				
1- 15	0- 0	0- 1	AWAY	0- 4	1- 10	0- 3				
1- 2	0- 0	0- 1	NEUTRAL	0- 0	1- 1	1- 0				
1- 9	0- 0	0- 1	NON-CONFERENCE	0- 4	1- 4	1- 1				
0- 0	0- 0	0- 0	HOME	0- 0	0- 0	0- 0				
0- 7	0- 0	0- 0	AWAY	0- 4	0- 3	0- 1				
1- 2	0- 0	0- 1	NEUTRAL	0- 0	1- 1	1- 0				
5- 13	0- 0	0- 1	CONFERENCE	0- 0	5- 12	3- 3				
4- 5	0- 0	0- 0	HOME	0- 0	4- 5	3- 1				
1- 8	0- 0	0- 1	AWAY	0- 0	1- 7	0- 2				
0- 0	0- 0	0- 0	NEUTRAL	0- 0	0- 0	0- 0				

RPI	S	Opponent	Score	RPI	S	Opponent	Score	RPI	S	Opponent	Score	RPI	S	Opponent	Score	Team's RPI: 268
37	A	Northern Colo.	68 90	55	A	Arizona St.	58 106	128	A	San Francisco	76 90					
50	N	Miami (FL)	56 82	63	A	West Virginia	47 101	129	A	Portland St.	73 74					
				65	A	UC Davis	72 79	129	H	Portland St.	72 81					
				86	A	Kentucky	70 101	134	N	Northern Ill.	75 84					
								142	A	Eastern Wash.	76 83					
								142	H	Eastern Wash.	72 83					
								147	A	Weber St.	73 86					
								147	H	Weber St.	56 78					
								149	A	Idaho St.	71 83					
								149	H	Idaho St.	71 85					
								151	A	Idaho	66 101					
								151	H	Idaho	79 64					
								191	A	Morehead St.	71 75					
								192	A	North Dakota	72 66					
								205	A	Nevada	68 95					
								212	A	Montana St.	50 85					
								212	H	Montana St.	88 77					
								240	A	Montana	59 68					
								240	H	Montana	79 64					
								247	N	UC Riverside	99 72					
								307	H	Northern Ari z.	90 95					
								330	H	Southern Utah	79 77					

LAST 12 Division I GAMES:																
37	A	Northern Colo.	68 90	240	H	Montana	79 64									
192	A	North Dakota	72 66	212	H	Montana St.	88 77									
330	H	Southern Utah	79 77	151	A	Idaho	66 101									
307	H	Northern Ari z.	90 95	142	A	Eastern Wash.	76 83									
147	A	Weber St.	73 86	129	H	Portland St.	72 81									
149	A	Idaho St.	71 83	149	H	Idaho St.	71 85									

Non-Div I Games: Antelope Valley 95 62

Sacramento St.

Sacred Heart

Through Games Of March 4, 2018

Average RPI Win:	267	WON-LOST	WINNING	LAST 10	STRENGTH OF	OPP. STRENGTH	TEAM	ADJ.	CONF.	ADJ CONF.
Average RPI Loss:	202	RECORD	PCT. RANK	GAMES	SCHEDULE	OF SCHEDULE	RPI	RPI	RPI	RPI
DIV. I ONLY	13- 16	213	6- 4	284	321	253	253	29	29	
DIV. I NON-CONF.	4- 7	226	0- 0	223	274	250	250	29	29	

TOTALS	RPI 1-25	RPI 26-50	W-L RECORDS	RPI 51-100	RPI 101-999	RPI 201+				
13- 16	0- 1	0- 0	OVERALL	0- 1	13- 14	11- 8				
8- 6	0- 0	0- 0	HOME	0- 0	8- 6	7- 3				
5- 10	0- 1	0- 0	AWAY	0- 1	5- 8	4- 5				
0- 0	0- 0	0- 0	NEUTRAL	0- 0	0- 0	0- 0				
4- 7	0- 1	0- 0	NON-CONFERENCE	0- 1	4- 5	3- 2				
3- 2	0- 0	0- 0	HOME	0- 0	3- 2	2- 1				
1- 5	0- 1	0- 0	AWAY	0- 1	1- 3	1- 1				
0- 0	0- 0	0- 0	NEUTRAL	0- 0	0- 0	0- 0				
9- 9	0- 0	0- 0	CONFERENCE	0- 0	9- 9	8- 6				
5- 4	0- 0	0- 0	HOME	0- 0	5- 4	5- 2				
4- 5	0- 0	0- 0	AWAY	0- 0	4- 5	3- 4				
0- 0	0- 0	0- 0	NEUTRAL	0- 0	0- 0	0- 0				

RPI 1-25				RPI 26-50				RPI 51-100				RPI 101+ Team's RPI: 253			
RPI	S	Opponent	Score	RPI	S	Opponent	Score	RPI	S	Opponent	Score	RPI	S	Opponent	Score
8	A	Florida St.	52 101					51	A	Harvard	62 70	117	A	Saint Francis (PA)	69 68
												117	H	Saint Francis (PA)	48 89
												132	A	Robert Morris	49 60
												132	H	Robert Morris	57 91
												168	A	Brown	77 102
												173	H	New Hampshire	47 74
												196	H	Lehigh	65 55
												197	A	Siena	57 62
												215	H	Providence	78 75
												243	H	Hofstra	81 86
												262	H	Manhattan	65 61
												266	A	St. Francis Brooklyn	48 63
												266	H	St. Francis Brooklyn	66 60
												272	A	LIU Brooklyn	50 46
												272	H	LIU Brooklyn	63 43
												284	A	Monmouth	64 69
												286	A	Fairleigh Dickinson	59 69
												286	H	Fairleigh Dickinson	61 48
												292	A	Mt. St. Mary's	82 52
												292	H	Mt. St. Mary's	56 44
												293	A	Central Conn. St.	59 69
												293	H	Central Conn. St.	71 73
												295	A	Bryant	56 60
												295	H	Bryant	73 81
												328	A	Wagner	72 55
												328	H	Wagner	61 49
												339	A	Florida A&M	73 68

LAST 12 Division I GAMES:															
286	H	Fairleigh Dickinson	61 48	328	H	Wagner	61 49	295	A	Bryant	56 60	293	H	Central Conn. St.	71 73
272	H	LIU Brooklyn	63 43	266	A	St. Francis Brooklyn	48 63	272	A	LIU Brooklyn	50 46	286	A	Fairleigh Dickinson	59 69
266	H	St. Francis Brooklyn	66 60	266	A	St. Francis Brooklyn	48 63	272	A	LIU Brooklyn	50 46				
132	A	Robert Morris	49 60	266	A	St. Francis Brooklyn	48 63	272	A	LIU Brooklyn	50 46				
117	A	Saint Francis (PA)	69 68	272	A	LIU Brooklyn	50 46	286	A	Fairleigh Dickinson	59 69				
292	H	Mt. St. Mary's	56 44	286	A	Fairleigh Dickinson	59 69								

Non-Div I Games:

Sacred Heart

Loss,
Non-Conf,
S Site,
H Home
A Away
N Neutral

Average RPI Win:	265	WON-LOST	WINNING	LAST 10	STRENGTH OF	OPP. STRENGTH	TEAM	ADJ.	CONF.	ADJ CONF.
Average RPI Loss:	144	RECORD	PCT. RANK	GAMES	SCHEDULE	OF SCHEDULE	RPI	RPI	RPI	RPI
DIV. I ONLY	20- 9	69	9- 1	257	280	117	117	29	29	
DIV. I NON-CONF.	4- 7	226	0- 0	158	121	178	178	29	29	

TOTALS	RPI 1-25	RPI 26-50	W-L RECORDS	RPI 51-100	RPI 101-999	RPI 201+				
20- 9	0- 0	0- 1	OVERALL	0- 2	20- 6	17- 3				
9- 2	0- 0	0- 0	HOME	0- 0	9- 2	7- 1				
10- 6	0- 0	0- 1	AWAY	0- 2	10- 2	9- 0				
1- 1	0- 0	0- 0	NEUTRAL	0- 0	1- 1	1- 1				
4- 7	0- 0	0- 1	NON-CONFERENCE	0- 2	4- 4	2- 2				
1- 1	0- 0	0- 0	HOME	0- 0	1- 1	0- 0				
2- 5	0- 0	0- 1	AWAY	0- 2	2- 2	1- 1				
1- 1	0- 0	0- 0	NEUTRAL	0- 0	1- 1	1- 1				
16- 2	0- 0	0- 0	CONFERENCE	0- 0	16- 2	15- 1				
8- 1	0- 0	0- 0	HOME	0- 0	8- 1	7- 1				
8- 1	0- 0	0- 0	AWAY	0- 0	8- 1	8- 0				
0- 0	0- 0	0- 0	NEUTRAL	0- 0	0- 0	0- 0				

RPI 1-25				RPI 26-50				RPI 51-100				RPI 101+				Team's RPI: 117
RPI	S	Opponent	Score	RPI	S	Opponent	Score	RPI	S	Opponent	Score	RPI	S	Opponent	Score	
				36	A	Gonzaga	74 97	71	A	Toledo	66 74	111	A	Cincinnati	77 73	
								73	A	Duquesne	68 87	132	A	Robert Morris	62 63	
												132	H	Robert Morris	68 47	
												133	A	Boise St.	59 87	
												145	H	Youngstown St.	79 65	
												152	H	William & Mary	86 92	
												211	A	Columbia	81 94	
												231	N	Southeast Mo. St.	50 82	
												253	A	Sacred Heart	89 48	
												253	H	Sacred Heart	68 69	
												266	A	St. Francis Brooklyn	94 71	
												266	H	St. Francis Brooklyn	90 75	
												272	A	LIU Brooklyn	85 54	
												272	H	LIU Brooklyn	101 71	
												283	N	Old Dominion	79 68	
												286	A	Fairleigh Dickinson	80 56	
												286	H	Fairleigh Dickinson	80 61	
												292	A	Mt. St. Mary's	79 69	
												292	H	Mt. St. Mary's	92 88	
												293	A	Central Conn. St.	85 75	
												293	H	Central Conn. St.	87 59	
												295	A	Bryant	94 78	
												295	H	Bryant	87 69	
												317	A	Portland	106 101	
												328	A	Wagner	79 76	
												328	H	Wagner	86 55	
LAST 12 Division I GAMES:																
				328	H	Wagner	86 55					272	A	LIU Brooklyn	85 54	
				292	A	Mt. St. Mary's	79 69					266	A	St. Francis Brooklyn	94 71	
				295	A	Bryant	94 78					132	H	Robert Morris	68 47	
				293	A	Central Conn. St.	85 75					295	H	Bryant	87 69	
				286	H	Fairleigh Dickinson	80 61					293	H	Central Conn. St.	87 59	
				253	H	Sacred Heart	68 69					328	A	Wagner	79 76	

Non-Div I Games: Seton Hill 103 71

Saint Francis (PA)

■ Loss,
 ■ Non-Conf,
 ■ S Site,
 ■ Home
 ■ A Away
 N Neutral

Saint Joseph's

Through Games Of March 4, 2018

Average RPI Win:	208	WON-LOST	WINNING	LAST 10	STRENGTH OF	OPP. STRENGTH	TEAM	ADJ.	CONF.	ADJ CONF.
Average RPI Loss:	112	RECORD	PCT. RANK	GAMES	SCHEDULE	OF SCHEDULE	RPI	RPI	RPI	RPI
DIV. I ONLY	18- 14	133	8- 2	162	120	136	136	13	13	
DIV. I NON-CONF.	5- 7	212	0- 0	147	149	165	165	10	10	

TOTALS	RPI 1-25	RPI 26-50	W-L RECORDS	RPI 51-100	RPI 101-999	RPI 201+				
18- 14	0- 0	0- 4	OVERALL	5- 4	13- 6	10- 2				
7- 6	0- 0	0- 2	HOME	0- 3	7- 1	6- 0				
9- 6	0- 0	0- 1	AWAY	4- 0	5- 5	4- 2				
2- 2	0- 0	0- 1	NEUTRAL	1- 1	1- 0	0- 0				
5- 7	0- 0	0- 3	NON-CONFERENCE	2- 1	3- 3	3- 1				
2- 2	0- 0	0- 1	HOME	0- 1	2- 0	2- 0				
3- 4	0- 0	0- 1	AWAY	2- 0	1- 3	1- 1				
0- 1	0- 0	0- 1	NEUTRAL	0- 0	0- 0	0- 0				
13- 7	0- 0	0- 1	CONFERENCE	3- 3	10- 3	7- 1				
5- 4	0- 0	0- 1	HOME	0- 2	5- 1	4- 0				
6- 2	0- 0	0- 0	AWAY	2- 0	4- 2	3- 1				
2- 1	0- 0	0- 0	NEUTRAL	1- 1	1- 0	0- 0				

RPI	S	Opponent	Score	RPI	S	Opponent	Score	RPI	S	Opponent	Score	RPI	S	Opponent	Score	Team's RPI: 136
28	A	Villanova	44 79	61	H	Penn	50 57	107	H	George Mason	57 65	121	A	Saint Louis	73 96	
29	N	Princeton	54 63	64	A	James Madison	73 66	121	N	Saint Louis	58 49	175	A	Florida	51 71	
32	H	Dayton	59 65	73	H	Duquesne	69 50	181	A	Temple	66 69	186	A	Davidson	64 62	
46	H	Drexel	58 65	73	H	Duquesne	42 61	198	H	Richmond	81 72	233	A	Niagara	93 69	
				79	H	George Washington	46 49	246	A	La Salle	75 64	246	H	La Salle	70 49	
				79	N	George Washington	49 65	257	A	St. Bonaventure	70 64	270	A	Towson	66 90	
				85	A	Fordham	52 50	275	A	Massachusetts	84 79	280	A	VCU	54 56	
				85	N	Fordham	52 49	280	H	VCU	72 63	280	H	VCU	79 41	
				90	A	Bucknell	77 53	334	H	Rhode Island	64 46	345	H	Eastern Ill.	80 62	
								347	H	Saint Peter's	87 58					
LAST 12 Division I GAMES:																
79	N	George Washington	49 65	246	H	La Salle	70 49	186	A	Davidson	64 62	73	A	Duquesne	69 50	
121	N	Saint Louis	58 49	334	H	Rhode Island	64 46	107	H	George Mason	57 65	280	A	VCU	54 56	
85	N	Fordham	52 49													
280	H	VCU	72 63													
85	A	Fordham	52 50													
79	H	George Washington	46 49													

Non-Div I Games:

Saint Joseph's

■ Loss,
 ■ Non-Conf,
 ■ S Site,
 ■ Home
 ■ Away
 N Neutral

Average RPI Win:	178	WON-LOST	WINNING	LAST 10	STRENGTH OF	OPP. STRENGTH	TEAM	ADJ.	CONF.	ADJ CONF.
Average RPI Loss:	112	RECORD	PCT. RANK	GAMES	SCHEDULE	OF SCHEDULE	RPI	RPI	RPI	RPI
DIV. I ONLY	17- 15	161	5- 5	92	102	121	121	13	13	
DIV. I NON-CONF.	6- 7	184	0- 0	139	28	152	152	10	10	

TOTALS	RPI 1-25	RPI 26-50	W-L RECORDS	RPI 51-100	RPI 101-999	RPI 201+				
17- 15	0- 2	1- 2	OVERALL	4- 3	12- 8	6- 2				
10- 4	0- 0	1- 0	HOME	2- 2	7- 2	4- 0				
4- 9	0- 1	0- 1	AWAY	1- 1	3- 1	2- 0				
3- 2	0- 0	0- 1	NEUTRAL	1- 0	2- 1	0- 0				
6- 7	0- 2	0- 1	NON-CONFERENCE	1- 0	5- 4	2- 0				
3- 2	0- 0	0- 0	HOME	1- 0	2- 2	1- 0				
1- 4	0- 2	0- 0	AWAY	0- 0	1- 2	1- 0				
2- 1	0- 0	0- 1	NEUTRAL	0- 0	2- 0	0- 0				
11- 8	0- 0	1- 1	CONFERENCE	3- 3	7- 4	4- 2				
7- 2	0- 0	1- 0	HOME	1- 2	5- 0	3- 0				
3- 5	0- 0	0- 1	AWAY	1- 1	2- 3	1- 2				
1- 1	0- 0	0- 0	NEUTRAL	1- 0	0- 1	0- 0				

RPI 1-25				RPI 26-50				RPI 51-100				RPI 101+ Team's RPI: 121			
RPI	S	Opponent	Score	RPI	S	Opponent	Score	RPI	S	Opponent	Score	RPI	S	Opponent	Score
22	A	Missouri	58 70	27	N	LSU	59 71	73	H	Duquesne	66 76	107	A	George Mason	72 81
23	A	DePaul	78 86	32	A	Dayton	76 101	73	N	Duquesne	71 65	112	A	Washington St.	63 85
				32	H	Dayton	85 72	79	A	George Washi ngton	72 69	118	N	Cleveland St.	80 64
								79	H	George Washi ngton	58 71	136	H	Saint Joseph' s	96 73
								85	A	Fordham	63 66	136	N	Saint Joseph' s	49 58
								85	H	Fordham	91 85	143	H	Loyola Marymount	60 62
								95	H	Little Rock	48 45	150	H	Vanderbilt	69 74
												162	A	SIUE	72 79
												163	N	Ole Mi ss	79 64
												186	H	Davi dson	88 72
												194	H	Tul sa	77 66
												198	A	Ri chmond	79 61
												246	A	La Salle	76 87
												257	H	St. Bonaventure	78 55
												260	A	Indiana St.	60 59
												261	H	Li pscomb	101 57
												275	H	Massachusetts	64 63
												275	H	Massachusetts	70 64
												280	A	VCU	84 88
												334	A	Rhode Island	70 66

LAST 12 Division I GAMES:															
				136	N	Saint Joseph' s	49 58	73	H	Duquesne	66 76				
				73	N	Duquesne	71 65	334	A	Rhode Island	70 66				
				275	H	Massachusetts	70 64	246	A	La Salle	76 87				
				32	H	Dayton	85 72	186	H	Davi dson	88 72				
				280	A	VCU	84 88	85	H	Fordham	91 85				
				79	H	George Washi ngton	58 71	79	A	George Washi ngton	72 69				

Non-Div I Games:

Saint Louis

Average RPI Win:	172	WON-LOST	WINNING	LAST 10	STRENGTH OF	OPP. STRENGTH	TEAM	ADJ.	CONF.	ADJ CONF.
Average RPI Loss:	125	RECORD	PCT. RANK	GAMES	SCHEDULE	OF SCHEDULE	RPI	RPI	RPI	RPI
DIV. I ONLY	20- 10	82	7- 3	108	109	78	78	14	14	
DIV. I NON-CONF.	7- 4	102	0- 0	43	46	55	55	11	11	

TOTALS	RPI 1-25	RPI 26-50	W-L RECORDS	RPI 51-100	RPI 101-999	RPI 201+				
20- 10	0- 0	1- 2	OVERALL	1- 2	18- 6	5- 1				
11- 3	0- 0	0- 1	HOME	1- 1	10- 1	3- 0				
7- 6	0- 0	1- 1	AWAY	0- 1	6- 4	2- 1				
2- 1	0- 0	0- 0	NEUTRAL	0- 0	2- 1	0- 0				
7- 4	0- 0	0- 1	NON-CONFERENCE	1- 2	6- 1	0- 0				
4- 1	0- 0	0- 0	HOME	1- 1	3- 0	0- 0				
1- 3	0- 0	0- 1	AWAY	0- 1	1- 1	0- 0				
2- 0	0- 0	0- 0	NEUTRAL	0- 0	2- 0	0- 0				
13- 6	0- 0	1- 1	CONFERENCE	0- 0	12- 5	5- 1				
7- 2	0- 0	0- 1	HOME	0- 0	7- 1	3- 0				
6- 3	0- 0	1- 0	AWAY	0- 0	5- 3	2- 1				
0- 1	0- 0	0- 0	NEUTRAL	0- 0	0- 1	0- 0				

RPI 1-25				RPI 26-50				RPI 51-100				Team's RPI : 78				RPI 101+			
RPI	S	Opponent	Score	RPI	S	Opponent	Score	RPI	S	Opponent	Score	RPI	S	Opponent	Score	RPI	S	Opponent	Score
				36	A	Gonzaga	72 56	54	H	Indiana	88 82	110	A	Utah	63 74				
				36	H	Gonzaga	65 73	60	A	Purdue	60 70	112	H	Washington St.	81 75				
				45	A	Cal i forni a	80 87	65	H	UC Davi s	50 74	128	A	San Franci sco	73 59				
												128	H	San Franci sco	72 64				
												133	A	Boi se St.	74 72				
												140	H	Cal Poly	82 64				
												142	N	Eastern Wash.	76 56				
												143	A	Loyol a Marymount	57 69				
												143	H	Loyol a Marymount	65 75				
												153	A	BYU	54 63				
												153	H	BYU	57 49				
												155	N	UT Martin	69 58				
												172	A	San Di ego	75 53				
												172	H	San Di ego	66 57				
												178	A	Paci fi c	70 69				
												178	H	Paci fi c	96 88				
												178	N	Paci fi c	73 77				
												201	H	UC Santa Barbara	89 59				
												236	A	Pepperdi ne	82 75				
												236	H	Pepperdi ne	75 62				
												288	A	Santa Clara	72 51				
												288	H	Santa Clara	59 46				
												317	A	Portl and	65 68				
												317	H	Portl and	77 49				
LAST 12 Division I GAMES:																			
				178	N	Paci fi c	73 77	143	H	Loyol a Marymount	65 75								
				288	A	Santa Clara	72 51	172	H	San Di ego	66 57								
				236	A	Pepperdi ne	82 75	128	A	San Franci sco	73 59								
				317	H	Portl and	77 49	317	A	Portl and	65 68								
				128	H	San Franci sco	72 64	153	A	BYU	54 63								
				36	A	Gonzaga	72 56	178	H	Paci fi c	96 88								

Non-Div I Games:

Saint Mary's (CA)

Saint Peter's

Through Games Of March 4, 2018

Average RPI Win:	243	WON-LOST	WINNING	LAST 10	STRENGTH OF	OPP. STRENGTH	TEAM	ADJ.	CONF.	ADJ CONF.
Average RPI Loss:	239	RECORD	PCT. RANK	GAMES	SCHEDULE	OF SCHEDULE	RPI	RPI	RPI	RPI
DIV. I ONLY	4- 26	330	0- 10	344	319	347	347	28	28	
DIV. I NON-CONF.	3- 8	268	0- 0	309	341	315	315	25	25	

TOTALS	RPI 1-25	RPI 26-50	W-L RECORDS	RPI 51-100	RPI 101-999	RPI 201+				
4- 26	0- 0	0- 1	OVERALL	0- 0	4- 25	3- 19				
2- 11	0- 0	0- 0	HOME	0- 0	2- 11	2- 8				
1- 14	0- 0	0- 1	AWAY	0- 0	1- 12	1- 9				
1- 1	0- 0	0- 0	NEUTRAL	0- 0	1- 1	0- 1				
3- 8	0- 0	0- 0	NON-CONFERENCE	0- 0	3- 8	2- 5				
1- 3	0- 0	0- 0	HOME	0- 0	1- 3	1- 2				
1- 5	0- 0	0- 0	AWAY	0- 0	1- 5	1- 3				
1- 0	0- 0	0- 0	NEUTRAL	0- 0	1- 0	0- 0				
1- 18	0- 0	0- 1	CONFERENCE	0- 0	1- 17	1- 14				
1- 8	0- 0	0- 0	HOME	0- 0	1- 8	1- 6				
0- 9	0- 0	0- 1	AWAY	0- 0	0- 8	0- 7				
0- 1	0- 0	0- 0	NEUTRAL	0- 0	0- 1	0- 1				

RPI 1-25				RPI 26-50				RPI 51-100				RPI 101+				Team's RPI: 347
RPI	S	Opponent	Score	RPI	S	Opponent	Score	RPI	S	Opponent	Score	RPI	S	Opponent	Score	
				40	A	Quinnipiac	39 86					114	N	Delaware	90 87	
												119	A	Seton Hall	49 91	
												125	H	Yale	49 70	
												136	A	Saint Joseph's	58 87	
												158	H	Marist	53 86	
												197	A	Siena	36 70	
												197	H	Siena	59 62	
												233	A	Niagara	54 64	
												233	H	Niagara	52 87	
												233	N	Niagara	48 60	
												237	H	Lafayette	64 61	
												250	A	Rider	52 62	
												250	H	Rider	52 57	
												262	A	Manhattan	64 76	
												262	H	Manhattan	39 60	
												266	H	St. Francis Brooklyn	49 64	
												271	A	Fairfield	41 62	
												271	H	Fairfield	40 62	
												272	A	LIU Brooklyn	46 57	
												275	A	Massachusetts	65 81	
												284	A	Monmouth	44 51	
												284	H	Monmouth	67 47	
												285	A	Canisius	49 52	
												285	H	Canisius	53 66	
												286	A	Fairleigh Dickinson	59 69	
												338	A	NJIT	59 52	
												340	A	Iona	42 52	
												340	H	Iona	31 55	
												348	H	UMass Lowell	60 66	

				LAST 12 Division I GAMES:												
				233	N	Niagara	48 60	285	A	Canisius	49 52					
				197	A	Siena	36 70	233	A	Niagara	54 64					
				262	H	Manhattan	39 60	197	H	Siena	59 62					
				271	H	Fairfield	40 62	340	A	Iona	42 52					
				340	H	Iona	31 55	284	H	Monmouth	67 47					
				250	A	Rider	52 62	233	H	Niagara	52 87					











































































Non-Div I Games:

Saint Peter's

■ Loss,
 ■ Non-Conf,
 ■ S Site,
 ■ Home
 ■ Away
 N Neutral

Average RPI Win:	298	WON-LOST	WINNING	LAST 10	STRENGTH OF	OPP. STRENGTH	TEAM	ADJ.	CONF.	ADJ CONF.
Average RPI Loss:	194	RECORD	PCT. RANK	GAMES	SCHEDULE	OF SCHEDULE	RPI	RPI	RPI	RPI
DIV. I ONLY	2- 23	341	0- 10	163	341	335	335	26	26	
DIV. I NON-CONF.	1- 6	306	0- 0	46	344	273	273	26	26	

TOTALS	RPI 1-25	RPI 26-50	W-L RECORDS	RPI 51-100	RPI 101-999	RPI 201+				
2- 23	0- 0	0- 1	OVERALL	0- 2	2- 20	2- 13				
1- 12	0- 0	0- 0	HOME	0- 1	1- 11	1- 7				
1- 11	0- 0	0- 0	AWAY	0- 0	1- 2	1- 2				
0- 0	0- 0	0- 0	NEUTRAL	0- 0	0- 0	0- 0				
1- 6	0- 0	0- 1	NON-CONFERENCE	0- 0	1- 5	1- 2				
1- 3	0- 0	0- 0	HOME	0- 0	1- 3	1- 1				
0- 3	0- 0	0- 1	AWAY	0- 0	0- 2	0- 1				
0- 0	0- 0	0- 0	NEUTRAL	0- 0	0- 0	0- 0				
1- 17	0- 0	0- 0	CONFERENCE	0- 2	1- 15	1- 11				
0- 9	0- 0	0- 0	HOME	0- 1	0- 8	0- 6				
1- 8	0- 0	0- 0	AWAY	0- 1	1- 7	1- 5				
0- 0	0- 0	0- 0	NEUTRAL	0- 0	0- 0	0- 0				

RPI 1-25	RPI 26-50	RPI 51-100	RPI 101+	Team's RPI: 335
RPI S Opponent Score	RPI S Opponent Score	RPI S Opponent Score	RPI S Opponent Score	
	27  LSU 58  71	89  Lamar Uni versi ty 44  91	106  Rice 50  79	
		89  Lamar Uni versi ty 44  68	113  SFA 53  75	
			113  SFA 49  72	
			126  Central Ark. 44  69	
			126  Central Ark. 53  73	
			138  Texas St. 41  73	
			146  Arkansas 54  65	
			206  Southern Miss. 38  58	
			221  Texas Southern 58  77	
			222  New Orleans 50  77	
			226  A&M-Corpus Christi 48  62	
			226  A&M-Corpus Christi 57  67	
			230  Nichol ls St. 65  70	
			255  Abilene Christian 65  83	
			255  Abilene Christian 72  75	
			277  McNeese 63  66	
			296  Jackson St. 74  68	
			299  Southeastern La. 57  52	
			310  Houston Baptist 62  65	
			310  Houston Baptist 61  69	
			312  Incarnate Word 49  56	
			336  Northwestern St. 60  63	
LAST 12 Division I GAMES:				
113  SFA 49  72	226  A&M-Corpus Christi 48  62			
126  Central Ark. 53  73	255  Abilene Christian 72  75			
222  New Orleans 50  77	277  McNeese 63  66			
310  Houston Baptist 62  65	113  SFA 53  75			
230  Nichol ls St. 65  70	299  Southeastern La. 57  52			
89  Lamar Uni versi ty 44  68	89  Lamar Uni versi ty 44  91			

Non-Div I Games: Wiley 80 41 St. Thomas Houston 68 66

Sam Houston St.

Average RPI Win: 227
Average RPI Loss: 106

WON-LOST
RECORD

WINNING
PCT. RANK

LAST 10
GAMES

STRENGTH OF
SCHEDULE

OPP. STRENGTH
OF SCHEDULE

TEAM
RPI

ADJ.
RPI

CONF.
RPI

ADJ CONF.
RPI

DIV. I ONLY	14- 16	200	5- 5	84	193	156	156	17	17
DIV. I NON-CONF.	7- 7	170	0- 0	58	190	124	124	17	17

TOTALS	RPI 1-25	RPI 26-50	W-L RECORDS	RPI 51-100	RPI 101-999	RPI 201+			
14- 16	0- 2	1- 3	OVERALL	0- 2	13- 9	8- 1			
10- 4	0- 0	1- 1	HOME	0- 0	9- 3	6- 0			
2- 10	0- 0	0- 0	AWAY	0- 0	2- 0	2- 0			
2- 2	0- 0	0- 1	NEUTRAL	0- 0	2- 1	0- 0			
7- 7	0- 2	1- 0	NON-CONFERENCE	0- 2	6- 3	3- 0			
6- 1	0- 0	1- 0	HOME	0- 0	5- 1	3- 0			
0- 5	0- 2	0- 0	AWAY	0- 2	0- 1	0- 0			
1- 1	0- 0	0- 0	NEUTRAL	0- 0	1- 1	0- 0			
7- 9	0- 0	0- 3	CONFERENCE	0- 0	7- 6	5- 1			
4- 3	0- 0	0- 1	HOME	0- 0	4- 2	3- 0			
2- 5	0- 0	0- 1	AWAY	0- 0	2- 4	2- 1			
1- 1	0- 0	0- 1	NEUTRAL	0- 0	1- 0	0- 0			

RPI 1-25				RPI 26-50				RPI 51-100				RPI 101+				Team's RPI: 156
RPI	S	Opponent	Score	RPI	S	Opponent	Score	RPI	S	Opponent	Score	RPI	S	Opponent	Score	
8	A	Florida St.	62 87	43	H	UCF	58 51	58	A	Bel mont	46 83	105	A	Chattanooga	58 68	
21	A	Iowa	59 80	48	A	Mercer	45 48	81	A	UAB	53 77	105	H	Chattanooga	65 71	
				48	H	Mercer	59 73					109	A	ETSU	48 76	
				48	N	Mercer	44 81					109	H	ETSU	52 64	
												144	H	Col orado	60 71	
												146	A	Arkansas	63 84	
												176	N	UTEP	33 46	
												180	H	Troy	80 73	
												180	N	Troy	82 76	
												182	H	Hampton	66 61	
												190	A	Furman	41 45	
												190	H	Furman	62 58	
												190	N	Furman	59 58	
												206	H	Southern Mi ss.	61 56	
												217	A	UNCG	60 53	
												217	H	UNCG	56 48	
												303	A	Wofford	46 58	
												303	H	Wofford	81 77	
												308	A	Western Caro.	50 32	
												308	H	Western Caro.	62 54	
												316	H	Al abama St.	58 39	
												334	H	Rhode Island	67 37	
LAST 12 Di v i s i o n I G A M E S:																
				48	N	Mercer	44 81	48	A	Mercer	45 48					
				190	N	Furman	59 58	190	H	Furman	62 58					
				105	H	Chattanooga	65 71	303	H	Wofford	81 77					
				109	H	ETSU	52 64	109	A	ETSU	48 76					
				308	A	Western Caro.	50 32	105	A	Chattanooga	58 68					
				217	A	UNCG	60 53	217	H	UNCG	56 48					

Non-Di v I Games:

AUM

59 46

Samford

Average RPI Win:	210	WON-LOST	WINNING	LAST 10	STRENGTH OF	OPP. STRENGTH	TEAM	ADJ.	CONF.	ADJ CONF.
Average RPI Loss:	155	RECORD	PCT. RANK	GAMES	SCHEDULE	OF SCHEDULE	RPI	RPI	RPI	RPI
DIV. I ONLY	15- 14	166	4- 6	206	144	172	172	14	14	
DIV. I NON-CONF.	6- 4	122	0- 0	277	229	147	147	11	11	

TOTALS	RPI 1-25	RPI 26-50	W-L RECORDS	RPI 51-100	RPI 101-999	RPI 201+				
15- 14	0- 0	1- 3	OVERALL	0- 2	14- 9	7- 5				
8- 5	0- 0	1- 1	HOME	0- 1	7- 3	6- 0				
5- 9	0- 0	0- 2	AWAY	0- 1	5- 6	1- 5				
2- 0	0- 0	0- 0	NEUTRAL	0- 0	2- 0	0- 0				
6- 4	0- 0	1- 1	NON-CONFERENCE	0- 0	5- 3	3- 3				
4- 0	0- 0	1- 0	HOME	0- 0	3- 0	3- 0				
1- 4	0- 0	0- 1	AWAY	0- 0	1- 3	0- 3				
1- 0	0- 0	0- 0	NEUTRAL	0- 0	1- 0	0- 0				
9- 10	0- 0	0- 2	CONFERENCE	0- 2	9- 6	4- 2				
4- 5	0- 0	0- 1	HOME	0- 1	4- 3	3- 0				
4- 5	0- 0	0- 1	AWAY	0- 1	4- 3	1- 2				
1- 0	0- 0	0- 0	NEUTRAL	0- 0	1- 0	0- 0				

RPI	S	Opponent	Score	RPI	S	Opponent	Score	RPI	S	Opponent	Score	RPI	S	Opponent	Score
36	A	Gonzaga	54 58	36	H	Gonzaga	44 63	78	A	Saint Mary's (CA)	57 66	128	A	San Francisco	60 54
41	H	Minnesota	72 69	45	A	California	64 89	78	H	Saint Mary's (CA)	53 75	128	H	San Francisco	47 49
												133	N	Boise St.	72 52
												143	A	Loyola Marymount	60 54
												143	H	Loyola Marymount	53 67
												153	A	BYU	66 60
												153	H	BYU	70 69
												153	N	BYU	61 56
												178	A	Pacific	60 62
												178	H	Pacific	68 81
												201	A	UC Santa Barbara	71 58
												219	A	Seattle U	73 80
												236	A	Pepperdine	62 66
												236	H	Pepperdine	79 53
												251	A	Hawaii	63 64
												265	H	UTSA	78 69
												269	A	San Diego St.	76 77
												288	A	Santa Clara	50 59
												288	H	Santa Clara	51 40
												297	H	Long Beach St.	74 40
												317	A	Portland	75 60
												317	H	Portland	59 52
												330	H	Southern Utah	72 59
LAST 12 Division I GAMES:															
153	N	BYU	61 56	236	H	Pepperdine	79 53	78	A	Saint Mary's (CA)	57 66	36	H	Gonzaga	44 63
128	H	San Francisco	47 49	78	A	Saint Mary's (CA)	57 66	36	H	Gonzaga	44 63	143	H	Loyola Marymount	53 67
36	A	Gonzaga	54 58	36	H	Gonzaga	44 63	288	A	Santa Clara	50 59	153	A	BYU	66 60
153	A	BYU	66 60	143	H	Loyola Marymount	53 67	153	H	BYU	70 69	178	A	Pacific	60 62
178	A	Pacific	60 62	153	H	BYU	70 69					288	H	Santa Clara	51 40
288	H	Santa Clara	51 40												

Non-Div I Games: San Diego Christian 82 53

San Diego

Average RPI Win: 216

Average RPI Loss: 164

WON-LOST
RECORDWINNING
PCT. RANKLAST 10
GAMESSTRENGTH OF
SCHEDULEOPP. STRENGTH
OF SCHEDULETEAM
RPIADJ.
RPICONF.
RPIADJ CONF.
RPI

DIV. I ONLY	10- 18	248	2- 8	231	145	269	269	16	16
DIV. I NON-CONF.	5- 5	170	0- 0	276	248	248	248	14	14
TOTALS	RPI 1-25	RPI 26-50	W-L RECORDS	RPI 51-100	RPI 101-999	RPI 201+			
10- 18	0- 1	0- 0	OVERALL	2- 3	8- 14	7- 5			
8- 7	0- 0	0- 0	HOME	2- 1	6- 6	5- 2			
2- 9	0- 0	0- 0	AWAY	0- 2	2- 7	2- 3			
0- 2	0- 1	0- 0	NEUTRAL	0- 0	0- 1	0- 0			
5- 5	0- 1	0- 0	NON-CONFERENCE	0- 0	5- 4	4- 1			
4- 2	0- 0	0- 0	HOME	0- 0	4- 2	3- 1			
1- 1	0- 0	0- 0	AWAY	0- 0	1- 1	1- 0			
0- 2	0- 1	0- 0	NEUTRAL	0- 0	0- 1	0- 0			
5- 13	0- 0	0- 0	CONFERENCE	2- 3	3- 10	3- 4			
4- 5	0- 0	0- 0	HOME	2- 1	2- 4	2- 1			
1- 8	0- 0	0- 0	AWAY	0- 2	1- 6	1- 3			
0- 0	0- 0	0- 0	NEUTRAL	0- 0	0- 0	0- 0			

RPI 1-25				RPI 26-50				RPI 51-100				RPI 101+				Team's RPI: 269
RPI	S	Opponent	Score	RPI	S	Opponent	Score	RPI	S	Opponent	Score	RPI	S	Opponent	Score	
20	N	Central Mich.	76 85					80	A	Wyoming	50 70	120	A	Colorado St.	43 72	
								80	H	Wyoming	68 62	120	H	Colorado St.	63 65	
								82	H	New Mexico	97 89	122	N	Tulane	46 80	
								87	A	UNLV	67 73	133	A	Boise St.	53 64	
								87	H	UNLV	64 75	133	H	Boise St.	70 86	
												141	A	Fresno St.	53 64	
												141	H	Fresno St.	60 66	
												172	H	San Diego	77 76	
												185	H	UC Irvine	65 67	
												201	A	UC Santa Barbara	64 77	
												205	A	Nevada	72 84	
												205	H	Nevada	75 72	
												216	H	CSUN	58 55	
												244	H	Presbyterian	77 50	
												276	A	Arizona	78 67	
												281	A	San Jose St.	75 65	
												281	H	San Jose St.	85 78	
												288	H	Santa Clara	34 48	
												289	A	Air Force	51 61	
												289	H	Air Force	48 56	
												304	A	Utah St.	58 62	
												319	H	Cal St. Fullerton	59 58	
LAST 12 Division I GAMES:																
205	A	Nevada	72 84	205	H	Nevada	75 72									
133	A	Boise St.	53 64	141	H	Fresno St.	60 66									
281	H	San Jose St.	85 78	289	A	Air Force	51 61									
289	H	Air Force	48 56	87	H	UNLV	64 75									
87	A	UNLV	67 73	120	A	Colorado St.	43 72									
80	A	Wyoming	50 70	82	H	New Mexico	97 89									

Non-Div I Games: Hope Int'l 92 68

San Diego St.

Average RPI Win:	211	WON-LOST	WINNING	LAST 10	STRENGTH OF	OPP. STRENGTH	TEAM	ADJ.	CONF.	ADJ CONF.
Average RPI Loss:	105	RECORD	PCT. RANK	GAMES	SCHEDULE	OF SCHEDULE	RPI	RPI	RPI	RPI
DIV. I ONLY	16- 14	157	6- 4	98	138	128	128	14	14	
DIV. I NON-CONF.	5- 6	187	0- 0	71	124	126	126	11	11	

TOTALS	RPI 1-25	RPI 26-50	W-L RECORDS	RPI 51-100	RPI 101-999	RPI 201+				
16- 14	0- 1	0- 3	OVERALL	0- 3	16- 7	7- 1				
9- 5	0- 1	0- 1	HOME	0- 1	9- 2	4- 0				
5- 9	0- 0	0- 2	AWAY	0- 2	5- 5	3- 1				
2- 0	0- 0	0- 0	NEUTRAL	0- 0	2- 0	0- 0				
5- 6	0- 1	0- 1	NON-CONFERENCE	0- 1	5- 3	2- 0				
3- 2	0- 1	0- 0	HOME	0- 0	3- 1	1- 0				
1- 4	0- 0	0- 1	AWAY	0- 1	1- 2	1- 0				
1- 0	0- 0	0- 0	NEUTRAL	0- 0	1- 0	0- 0				
11- 8	0- 0	0- 2	CONFERENCE	0- 2	11- 4	5- 1				
6- 3	0- 0	0- 1	HOME	0- 1	6- 1	3- 0				
4- 5	0- 0	0- 1	AWAY	0- 1	4- 3	2- 1				
1- 0	0- 0	0- 0	NEUTRAL	0- 0	1- 0	0- 0				

RPI 1-25				RPI 26-50				RPI 51-100				RPI 101+ Team's RPI: 128			
RPI	S	Opponent	Score	RPI	S	Opponent	Score	RPI	S	Opponent	Score	RPI	S	Opponent	Score
13	H	Stanford	66 86	36	A	Gonzaga	47 74	65	A	UC Davis	55 72	112	H	Washington St.	70 74
				36	H	Gonzaga	57 81	78	A	Saint Mary's (CA)	64 72	132	N	Robert Morris	57 45
				37	A	Northern Colo.	60 73	78	H	Saint Mary's (CA)	59 73	140	A	Cal Poly	83 88
												140	H	Cal Poly	83 71
												141	H	Fresno St.	70 62
												143	A	Loyola Marymount	60 65
												143	H	Loyola Marymount	78 60
												143	N	Loyola Marymount	89 76
												153	A	BYU	66 70
												153	H	BYU	76 73
												167	A	UT Arlington	54 56
												172	A	San Diego	49 47
												172	H	San Diego	54 60
												178	A	Pacific	81 71
												178	H	Pacific	80 78
												236	A	Pepperdine	92 95
												236	H	Pepperdine	68 67
												268	H	Sacramento St.	90 76
												281	A	San Jose St.	87 81
												288	A	Santa Clara	58 54
												288	H	Santa Clara	64 47
												317	A	Portland	76 63
												317	H	Portland	84 75

LAST 12 Division I GAMES:															
				143	N	Loyola Marymount	89 76	317	A	Portland	76 63				
				172	A	San Diego	49 47	288	H	Santa Clara	64 47				
				178	H	Pacific	80 78	78	H	Saint Mary's (CA)	59 73				
				143	A	Loyola Marymount	60 65	36	H	Gonzaga	57 81				
				78	A	Saint Mary's (CA)	64 72	178	A	Pacific	81 71				
				153	H	BYU	76 73	236	A	Pepperdine	92 95				

Non-Div I Games:

San Francisco

Average RPI Win:	230	WON-LOST	WINNING	LAST 10	STRENGTH OF	OPP. STRENGTH	TEAM	ADJ.	CONF.	ADJ CONF.
Average RPI Loss:	146	RECORD	PCT. RANK	GAMES	SCHEDULE	OF SCHEDULE	RPI	RPI	RPI	RPI
DIV. I ONLY	6- 22	313	1- 9	142	134	281	281	16	16	
DIV. I NON-CONF.	2- 8	290	0- 0	83	141	243	243	14	14	

TOTALS	RPI 1-25	RPI 26-50	W-L RECORDS	RPI 51-100	RPI 101-999	RPI 201+				
6- 22	0- 1	0- 1	OVERALL	1- 6	5- 14	5- 6				
4- 10	0- 0	0- 0	HOME	1- 3	3- 7	3- 3				
2- 11	0- 1	0- 1	AWAY	0- 3	2- 6	2- 3				
0- 1	0- 0	0- 0	NEUTRAL	0- 0	0- 1	0- 0				
2- 8	0- 1	0- 1	NON-CONFERENCE	0- 1	2- 5	2- 1				
1- 4	0- 0	0- 0	HOME	0- 1	1- 3	1- 1				
1- 3	0- 1	0- 1	AWAY	0- 0	1- 1	1- 0				
0- 1	0- 0	0- 0	NEUTRAL	0- 0	0- 1	0- 0				
4- 14	0- 0	0- 0	CONFERENCE	1- 5	3- 9	3- 5				
3- 6	0- 0	0- 0	HOME	1- 2	2- 4	2- 2				
1- 8	0- 0	0- 0	AWAY	0- 3	1- 5	1- 3				
0- 0	0- 0	0- 0	NEUTRAL	0- 0	0- 0	0- 0				

RPI 1-25				RPI 26-50				RPI 51-100				RPI 101+ Team's RPI: 281			
RPI	S	Opponent	Score	RPI	S	Opponent	Score	RPI	S	Opponent	Score	RPI	S	Opponent	Score
10	A	UCLA	69 129	42	A	Oregon St.	62 110	59	H	Nebraska	55 81	120	A	Colorado St.	48 63
								80	A	Wyomi ng	46 58	120	H	Colorado St.	66 73
								80	H	Wyomi ng	64 66	128	H	San Francisco	81 87
								82	A	New Mexi co	62 92	129	H	Portland St.	78 90
								82	H	New Mexi co	95 86	133	H	Boise St.	80 112
								87	A	UNLV	60 79	141	A	Fresno St.	71 81
								87	H	UNLV	53 80	178	A	Paci fic	97 106
												182	N	Hampton	73 81
												205	A	Nevada	63 91
												205	H	Nevada	57 54
												210	H	CSU Bakersfi eld	67 57
												216	H	CSUN	59 76
												269	A	San Diego St.	78 85
												269	H	San Diego St.	65 75
												288	A	Santa Clara	71 66
												289	A	Air Force	75 74
												289	H	Air Force	60 66
												304	A	Utah St.	78 86
												304	H	Utah St.	79 66

LAST 12 Division I GAMES:															
289	H	Air Force	60 66	120	H	Colorado St.	66 73								
304	A	Utah St.	78 86	82	A	New Mexico	62 92								
269	A	San Diego St.	78 85	87	H	UNLV	53 80								
205	H	Nevada	57 54	80	A	Wyomi ng	46 58								
80	H	Wyomi ng	64 66	133	H	Boise St.	80 112								
141	A	Fresno St.	71 81	205	A	Nevada	63 91								

Non-Div I Games: Southern Ore. 89 87

San Jose St.

Average RPI Win: 253	WON-LOST RECORD	WINNING PCT. RANK	LAST 10 GAMES	STRENGTH OF SCHEDULE	OPP. STRENGTH OF SCHEDULE	TEAM RPI	ADJ. RPI	CONF. RPI	ADJ CONF. RPI
Average RPI Loss: 153									
DIV. I ONLY	8- 21	281	3- 7	248	136	288	288	14	14
DIV. I NON-CONF.	3- 7	254	0- 0	320	214	304	304	11	11

TOTALS	RPI 1-25	RPI 26-50	W-L RECORDS	RPI 51-100	RPI 101-999	RPI 201+			
8- 21	0- 0	0- 4	OVERALL	0- 2	8- 15	5- 6			
5- 9	0- 0	0- 3	HOME	0- 1	5- 5	2- 2			
3- 11	0- 0	0- 0	AWAY	0- 0	3- 0	3- 0			
0- 1	0- 0	0- 0	NEUTRAL	0- 0	0- 1	0- 1			
3- 7	0- 0	0- 2	NON-CONFERENCE	0- 0	3- 5	2- 4			
1- 4	0- 0	0- 2	HOME	0- 0	1- 2	0- 2			
2- 3	0- 0	0- 0	AWAY	0- 0	2- 3	2- 2			
0- 0	0- 0	0- 0	NEUTRAL	0- 0	0- 0	0- 0			
5- 14	0- 0	0- 2	CONFERENCE	0- 2	5- 10	3- 2			
4- 5	0- 0	0- 1	HOME	0- 1	4- 3	2- 0			
1- 8	0- 0	0- 1	AWAY	0- 1	1- 6	1- 1			
0- 1	0- 0	0- 0	NEUTRAL	0- 0	0- 1	0- 1			

RPI S Opponent	Score	RPI S Opponent	Score	RPI S Opponent	Score	RPI S Opponent	Score	Team's RPI: 288
36 A Gonzaga	44 71	36 H Gonzaga	51 63	78 A Saint Mary's (CA)	46 59	128 A San Francisco	47 64	
45 H Cal i forn i a	41 79	49 H Southern Cal i forn i a	43 64	78 H Saint Mary's (CA)	51 72	128 H San Francisco	54 58	
						143 A Loyol a Marymount	45 64	
						143 H Loyol a Marymount	51 65	
						153 A BYU	47 65	
						153 H BYU	34 55	
						172 A San Di ego	40 51	
						172 H San Di ego	59 50	
						174 A Northwestern	47 57	
						178 A Paci fi c	37 55	
						178 H Paci fi c	57 55	
						201 H UC Santa Barbara	68 63	
						205 A Nevada	41 52	
						236 A Pepperdi ne	55 56	
						236 H Pepperdi ne	54 50	
						236 N Pepperdi ne	63 74	
						249 A Grand Canyon	38 39	
						269 A San Di ego St.	48 34	
						281 H San Jose St.	66 71	
						317 A Portland	50 43	
						317 H Portland	67 57	
						319 H Cal St. Fullerton	69 73	
						331 A Ill. -Chi cago	45 36	
LAST 12 Di vi si on I GAMES:								
236 N Pepperdi ne	63 74	153 H BYU	34 55					
78 H Saint Mary's (CA)	51 72	128 A San Franci sco	47 64					
143 A Loyol a Marymount	45 64	178 A Paci fi c	37 55					
178 H Paci fi c	57 55	236 H Pepperdi ne	54 50					
317 H Portland	67 57	172 H San Di ego	59 50					
172 A San Di ego	40 51	36 A Gonzaga	44 71					

Non-Di v I Games: Menlo 104 61

Santa Clara

Average RPI Win:	333	WON-LOST	WINNING	LAST 10	STRENGTH OF	OPP. STRENGTH	TEAM	ADJ.	CONF.	ADJ CONF.
Average RPI Loss:	218	RECORD	PCT. RANK	GAMES	SCHEDULE	OF SCHEDULE	RPI	RPI	RPI	RPI
DIV. I ONLY	2- 24	342	1- 8	307	323	344	344	31	31	
DIV. I NON-CONF.	1- 9	318	0- 0	265	113	311	311	30	30	

TOTALS	RPI 1-25	RPI 26-50	W-L RECORDS	RPI 51-100	RPI 101-999	RPI 201+				
2- 24	0- 1	0- 1	OVERALL	0- 1	2- 21	2- 14				
0- 8	0- 0	0- 0	HOME	0- 0	0- 8	0- 6				
2- 13	0- 1	0- 1	AWAY	0- 1	2- 10	2- 7				
0- 3	0- 0	0- 0	NEUTRAL	0- 0	0- 3	0- 1				
1- 9	0- 1	0- 1	NON-CONFERENCE	0- 1	1- 6	1- 3				
0- 0	0- 0	0- 0	HOME	0- 0	0- 0	0- 0				
1- 6	0- 1	0- 1	AWAY	0- 1	1- 3	1- 2				
0- 3	0- 0	0- 0	NEUTRAL	0- 0	0- 3	0- 1				
1- 15	0- 0	0- 0	CONFERENCE	0- 0	1- 15	1- 11				
0- 8	0- 0	0- 0	HOME	0- 0	0- 8	0- 6				
1- 7	0- 0	0- 0	AWAY	0- 0	1- 7	1- 5				
0- 0	0- 0	0- 0	NEUTRAL	0- 0	0- 0	0- 0				

RPI 1-25				RPI 26-50				RPI 51-100				RPI 101+				Team's RPI: 344
RPI	S	Opponent	Score	RPI	S	Opponent	Score	RPI	S	Opponent	Score	RPI	S	Opponent	Score	
12	A	South Carolina	38 99	42	A	Oregon St.	36 84	99	A	Jacksonville	46 74	131	A	Bethune-Cookman	54 75	
												169	H	N. C. A&T	44 69	
												175	N	Florida	40 90	
												182	A	Hampton	41 88	
												182	H	Hampton	53 81	
												193	A	East Carolina	37 103	
												198	N	Richmond	63 100	
												202	A	Norfolk St.	51 83	
												202	H	Norfolk St.	58 78	
												204	A	Wisconsin	24 82	
												215	N	Providence	48 78	
												259	H	Howard	59 87	
												273	H	UMES	56 68	
												278	A	Morgan St.	67 73	
												278	H	Morgan St.	41 70	
												316	A	Alabama St.	61 81	
												318	H	N. C. Central	61 74	
												320	A	Coppin St.	57 66	
												322	A	South Carolina St.	78 80	
												322	H	South Carolina St.	60 71	
												327	A	Ga. Southern	71 67	
												332	A	Delaware St.	79 93	
												339	A	Florida A&M	65 47	
LAST 12 Division I GAMES:																
322	A	South Carolina St.	78 80	278	H	Morgan St.	41 70									
318	H	N. C. Central	61 74	322	H	South Carolina St.	60 71									
131	A	Bethune-Cookman	54 75	339	A	Florida A&M	65 47									
182	A	Hampton	41 88	332	A	Delaware St.	79 93									
202	A	Norfolk St.	51 83	202	H	Norfolk St.	58 78									
169	H	N. C. A&T	44 69	182	H	Hampton	53 81									

Non-Div I Games: LaGrange 86 44 Allen 79 41

Savannah St.

Average RPI Win:	250	WON-LOST	WINNING	LAST 10	STRENGTH OF	OPP. STRENGTH	TEAM	ADJ.	CONF.	ADJ CONF.
Average RPI Loss:	194	RECORD	PCT. RANK	GAMES	SCHEDULE	OF SCHEDULE	RPI	RPI	RPI	RPI
DIV. I ONLY	15- 14	166	6- 4	275	311	219	219	30	30	
DIV. I NON-CONF.	6- 9	214	0- 0	163	224	212	212	31	31	

TOTALS	RPI 1-25	RPI 26-50	W-L RECORDS	RPI 51-100	RPI 101-999	RPI 201+				
15- 14	0- 0	0- 1	OVERALL	0- 1	15- 12	11- 8				
8- 7	0- 0	0- 0	HOME	0- 1	8- 6	6- 3				
7- 7	0- 0	0- 1	AWAY	0- 0	7- 6	5- 5				
0- 0	0- 0	0- 0	NEUTRAL	0- 0	0- 0	0- 0				
6- 9	0- 0	0- 1	NON-CONFERENCE	0- 1	6- 7	2- 3				
2- 6	0- 0	0- 0	HOME	0- 1	2- 5	0- 2				
4- 3	0- 0	0- 1	AWAY	0- 0	4- 2	2- 1				
0- 0	0- 0	0- 0	NEUTRAL	0- 0	0- 0	0- 0				
9- 5	0- 0	0- 0	CONFERENCE	0- 0	9- 5	9- 5				
6- 1	0- 0	0- 0	HOME	0- 0	6- 1	6- 1				
3- 4	0- 0	0- 0	AWAY	0- 0	3- 4	3- 4				
0- 0	0- 0	0- 0	NEUTRAL	0- 0	0- 0	0- 0				

RPI 1-25	RPI 26-50	RPI 51-100	RPI 101+	Team's RPI: 219
RPI S Opponent Score	RPI S Opponent Score	RPI S Opponent Score	RPI S Opponent Score	RPI S Opponent Score
	45 Cal i forni a 67 87	65 UC Davi s 53 79	129 Portl and St. 91 77	
			149 Idaho St. 69 74	
			151 Idaho 68 60	
			172 San Di ego 80 73	
			178 Paci fi c 73 85	
			185 UC Irvi ne 79 84	
			200 Washi ngton 76 84	
			201 UC Santa Barbara 77 71	
			205 Nevada 65 74	
			209 New Mexico St. 53 64	
			209 New Mexico St. 69 59	
			210 CSU Bakersfi eld 68 75	
			210 CSU Bakersfi eld 64 56	
			216 CSUN 62 67	
			236 Pepperdi ne 65 62	
			240 Montana 78 64	
			249 Grand Canyon 63 74	
			249 Grand Canyon 57 64	
			251 Hawai i 58 73	
			279 UMKC 62 58	
			279 UMKC 66 62	
			309 UTRGV 67 69	
			309 UTRGV 64 56	
			321 Utah Valley 77 75	
			321 Utah Valley 83 53	
			346 Chi cago St. 63 56	
			346 Chi cago St. 72 60	
LAST 12 Di vi si on I GAMES:				
321 Utah Valley 83 53	279 UMKC 66 62			
210 CSU Bakersfi eld 64 56	321 Utah Valley 77 75			
249 Grand Canyon 57 64	210 CSU Bakersfi eld 68 75			
209 New Mexico St. 53 64	309 UTRGV 64 56			
309 UTRGV 67 69	209 New Mexico St. 69 59			
346 Chi cago St. 72 60	279 UMKC 62 58			

Non-Di v I Games:

Seattle U

Average RPI Win:	275	WON-LOST	WINNING	LAST 10	STRENGTH OF	OPP. STRENGTH	TEAM	ADJ.	CONF.	ADJ CONF.
Average RPI Loss:	133	RECORD	PCT. RANK	GAMES	SCHEDULE	OF SCHEDULE	RPI	RPI	RPI	RPI
DIV. I ONLY	17- 14	148	6- 4	262	270	197	197	28	28	
DIV. I NON-CONF.	5- 6	187	0- 0	125	150	156	156	25	25	

TOTALS	RPI 1-25	RPI 26-50	W-L RECORDS	RPI 51-100	RPI 101-999	RPI 201+				
17- 14	0- 0	0- 3	OVERALL	0- 4	17- 7	16- 4				
11- 5	0- 0	0- 1	HOME	0- 2	11- 2	10- 1				
6- 9	0- 0	0- 2	AWAY	0- 2	6- 5	6- 3				
0- 0	0- 0	0- 0	NEUTRAL	0- 0	0- 0	0- 0				
5- 6	0- 0	0- 1	NON-CONFERENCE	0- 4	5- 1	5- 0				
3- 2	0- 0	0- 0	HOME	0- 2	3- 0	3- 0				
2- 4	0- 0	0- 1	AWAY	0- 2	2- 1	2- 0				
0- 0	0- 0	0- 0	NEUTRAL	0- 0	0- 0	0- 0				
12- 8	0- 0	0- 2	CONFERENCE	0- 0	12- 6	11- 4				
8- 3	0- 0	0- 1	HOME	0- 0	8- 2	7- 1				
4- 5	0- 0	0- 1	AWAY	0- 0	4- 4	4- 3				
0- 0	0- 0	0- 0	NEUTRAL	0- 0	0- 0	0- 0				

RPI	S	Opponent	Score	RPI	S	Opponent	Score	RPI	S	Opponent	Score	RPI	S	Opponent	Score
39	A	Rutgers	47 59	51	A	Harvard	67 75	130	A	Hartford	62 71				
40	A	Qui nni pi ac	54 68	52	H	FGCU	50 63	158	A	Marist	54 73				
40	H	Qui nni pi ac	72 83	84	H	Al bany (NY)	63 78	158	H	Marist	58 53				
				93	A	Penn St.	72 86	158	H	Marist	51 67				
								233	A	Ni agara	50 65				
								233	H	Ni agara	71 60				
								233	H	Ni agara	68 73				
								243	A	Hofstra	70 60				
								250	A	Ri der	71 67				
								253	H	Sacred Heart	62 57				
								257	H	St. Bonaventure	70 62				
								259	H	Howard	72 61				
								262	A	Manhattan	56 54				
								262	H	Manhattan	56 51				
								271	A	Fai rfi el d	43 44				
								271	H	Fai rfi el d	51 40				
								284	H	Monmouth	44 41				
								285	A	Canis ius	57 65				
								285	H	Canis ius	68 59				
								287	A	Col gate	73 70				
								340	A	I ona	70 48				
								340	H	I ona	64 51				
								347	A	Saint Peter's	62 59				
								347	H	Saint Peter's	70 36				
LAST 12 Di vi si on I GAMES:															
158	H	Marist	51 67	40	H	Qui nni pi ac	72 83								
233	H	Ni agara	71 60	284	H	Monmouth	44 41								
347	H	Saint Peter's	70 36	158	A	Marist	54 73								
285	H	Canis ius	68 59	347	A	Saint Peter's	62 59								
271	A	Fai rfi el d	43 44	262	H	Manhattan	56 51								
262	A	Manhattan	56 54	271	H	Fai rfi el d	51 40								

Non-Di v I Games:

Siena

Average RPI Win:	242	WON-LOST	WINNING	LAST 10	STRENGTH OF	OPP. STRENGTH	TEAM	ADJ.	CONF.	ADJ CONF.
Average RPI Loss:	149	RECORD	PCT. RANK	GAMES	SCHEDULE	OF SCHEDULE	RPI	RPI	RPI	RPI
DIV. I ONLY	17- 11	113	4- 6	261	230	165	165	22	22	
DIV. I NON-CONF.	6- 4	122	0- 0	66	216	77	77	23	23	

TOTALS	RPI 1-25	RPI 26-50	W-L RECORDS	RPI 51-100	RPI 101-999	RPI 201+				
17- 11	0- 1	0- 0	OVERALL	0- 3	17- 7	11- 3				
9- 5	0- 0	0- 0	HOME	0- 3	9- 2	6- 1				
8- 6	0- 1	0- 0	AWAY	0- 0	8- 5	5- 2				
0- 0	0- 0	0- 0	NEUTRAL	0- 0	0- 0	0- 0				
6- 4	0- 1	0- 0	NON-CONFERENCE	0- 2	6- 1	3- 0				
3- 2	0- 0	0- 0	HOME	0- 2	3- 0	1- 0				
3- 2	0- 1	0- 0	AWAY	0- 0	3- 1	2- 0				
0- 0	0- 0	0- 0	NEUTRAL	0- 0	0- 0	0- 0				
11- 7	0- 0	0- 0	CONFERENCE	0- 1	11- 6	8- 3				
6- 3	0- 0	0- 0	HOME	0- 1	6- 2	5- 1				
5- 4	0- 0	0- 0	AWAY	0- 0	5- 4	3- 2				
0- 0	0- 0	0- 0	NEUTRAL	0- 0	0- 0	0- 0				

RPI 1-25				RPI 26-50				RPI 51-100				RPI 101+ Team's RPI: 165			
RPI	S	Opponent	Score	RPI	S	Opponent	Score	RPI	S	Opponent	Score	RPI	S	Opponent	Score
17	A	NC State	50 71					81	H	UAB	66 78	116	A	North Carolina	85 84
								95	H	Little Rock	35 47	126	H	Central Ark.	64 43
								99	H	Jacksonville	58 60	138	A	Texas St.	63 78
												159	A	Louisiana	72 57
												159	H	Louisiana	56 59
												163	A	Ole Miss	59 66
												167	A	UT Arlington	76 63
												179	H	Southern U.	69 65
												180	A	Troy	71 82
												180	H	Troy	79 68
												206	A	Southern Miss.	78 57
												208	H	Arkansas St.	60 75
												222	H	New Orleans	67 45
												228	A	Coastal Caro.	56 71
												228	H	Coastal Caro.	68 62
												274	A	Appalachian St.	56 57
												274	H	Appalachian St.	54 52
												306	A	Georgia St.	70 69
												306	H	Georgia St.	88 52
												316	A	Alabama St.	59 47
												327	A	Ga. Southern	81 74
												327	H	Ga. Southern	79 52
												337	A	La.-Monroe	67 60
												337	H	La.-Monroe	72 55

LAST 12 Division I GAMES:															
306	A	Georgia St.	70 69	208	H	Arkansas St.	60 75								
327	A	Ga. Southern	81 74	95	H	Little Rock	35 47								
159	H	Louisiana	56 59	180	A	Troy	71 82								
337	H	La.-Monroe	72 55	337	A	La.-Monroe	67 60								
228	A	Coastal Caro.	56 71	159	A	Louisiana	72 57								
274	A	Appalachian St.	56 57	274	H	Appalachian St.	54 52								

Non-Div I Games: Ga. Southwestern 73 42

South Ala.

Average RPI Win:	121	WON-LOST	WINNING	LAST 10	STRENGTH OF	OPP. STRENGTH	TEAM	ADJ.	CONF.	ADJ CONF.
Average RPI Loss:	8	RECORD	PCT. RANK	GAMES	SCHEDULE	OF SCHEDULE	RPI	RPI	RPI	RPI
DIV. I ONLY	26- 6	22	8- 2	21	3	12	12	2	2	
DIV. I NON-CONF.	11- 2	22	0- 1	193	7	54	54	2	2	

TOTALS	RPI 1-25	RPI 26-50	W-L RECORDS	RPI 51-100	RPI 101-999	RPI 201+				
26- 6	6- 6	4- 0	OVERALL	4- 0	12- 0	5- 0				
13- 2	3- 2	1- 0	HOME	1- 0	8- 0	5- 0				
8- 3	1- 3	1- 0	AWAY	2- 0	4- 0	0- 0				
5- 1	2- 1	2- 0	NEUTRAL	1- 0	0- 0	0- 0				
11- 2	2- 2	1- 0	NON-CONFERENCE	1- 0	7- 0	5- 0				
6- 1	1- 1	0- 0	HOME	0- 0	5- 0	5- 0				
3- 0	1- 0	0- 0	AWAY	0- 0	2- 0	0- 0				
2- 1	0- 1	1- 0	NEUTRAL	1- 0	0- 0	0- 0				
15- 4	4- 4	3- 0	CONFERENCE	3- 0	5- 0	0- 0				
7- 1	2- 1	1- 0	HOME	1- 0	3- 0	0- 0				
5- 3	0- 3	1- 0	AWAY	2- 0	2- 0	0- 0				
3- 0	2- 0	1- 0	NEUTRAL	0- 0	0- 0	0- 0				

RPI 1-25				RPI 26-50				RPI 51-100				RPI 101+			
RPI	S	Opponent	Score	RPI	S	Opponent	Score	RPI	S	Opponent	Score	RPI	S	Opponent	Score
1	N	Notre Dame	85 92	26	A	Georgi a	77 65	72	N	St. John's (NY)	76 58	101	H	Auburn	71 63
2	H	UConn	58 83	26	N	Georgi a	71 49	86	A	Kentucky	81 64	146	H	Arkansas	90 42
4	A	Mississippi St.	53 67	27	H	LSU	57 48	86	H	Kentucky	81 63	150	A	Vanderbilt	95 82
4	N	Mississippi St.	62 51	39	N	Rutgers	78 68	94	A	Alabama	79 66	163	A	Ole Miss	88 62
9	A	Tennessee	46 65									166	A	Clemson	66 36
9	H	Tennessee	70 86									175	H	Florida	64 57
9	N	Tennessee	73 62									181	A	Temple	87 60
15	H	Texas A&M	61 59									263	H	Col. of Charleston	69 43
16	A	Maryland	94 86									303	H	Wofford	94 60
18	H	Duke	72 52									308	H	Western Caro.	101 43
22	A	Missouri	74 83									316	H	Alabama St.	99 31
22	H	Missouri	64 54									344	H	Savannah St.	99 38

LAST 12 Division I GAMES:															
		4 N Mississippi St.	62 51			26 A Georgi a	77 65								
		26 N Georgi a	71 49			175 H Florida	64 57								
		9 N Tennessee	73 62			94 A Alabama	79 66								
		9 A Tennessee	46 65			4 A Mississippi St.	53 67								
		27 H LSU	57 48			2 H UConn	58 83								
		86 H Kentucky	81 63			22 H Missouri	64 54								

Non-Div I Games:

South Carolina

Average RPI Win:	309	WON-LOST	WINNING	LAST 10	STRENGTH OF	OPP. STRENGTH	TEAM	ADJ.	CONF.	ADJ CONF.
Average RPI Loss:	220	RECORD	PCT. RANK	GAMES	SCHEDULE	OF SCHEDULE	RPI	RPI	RPI	RPI
DIV. I ONLY	9- 17	251	4- 6	348	309	322	322	31	31	
DIV. I NON-CONF.	3- 7	254	0- 0	343	167	314	314	30	30	

TOTALS	RPI 1-25	RPI 26-50	W-L RECORDS	RPI 51-100	RPI 101-999	RPI 201+				
9- 17	0- 0	0- 1	OVERALL	0- 1	9- 15	8- 10				
5- 5	0- 0	0- 0	HOME	0- 0	5- 5	4- 4				
4- 12	0- 0	0- 0	AWAY	0- 0	4- 1	4- 1				
0- 0	0- 0	0- 0	NEUTRAL	0- 0	0- 0	0- 0				
3- 7	0- 0	0- 1	NON-CONFERENCE	0- 1	3- 5	3- 3				
1- 1	0- 0	0- 0	HOME	0- 0	1- 1	1- 1				
2- 6	0- 0	0- 1	AWAY	0- 1	2- 4	2- 2				
0- 0	0- 0	0- 0	NEUTRAL	0- 0	0- 0	0- 0				
6- 10	0- 0	0- 0	CONFERENCE	0- 0	6- 10	5- 7				
4- 4	0- 0	0- 0	HOME	0- 0	4- 4	3- 3				
2- 6	0- 0	0- 0	AWAY	0- 0	2- 6	2- 4				
0- 0	0- 0	0- 0	NEUTRAL	0- 0	0- 0	0- 0				

RPI 1-25				RPI 26-50				RPI 51-100				RPI 101+ Team's RPI: 322			
RPI	S	Opponent	Score	RPI	S	Opponent	Score	RPI	S	Opponent	Score	RPI	S	Opponent	Score
				48	A	Mercer	53 74	68	A	Georgi a Tech	40 86	131	A	Bethune-Cookman	50 68
												154	A	Charlotte	49 64
												166	A	Clemson	48 56
												169	H	N. C. A&T	54 74
												182	A	Hampton	42 60
												182	H	Hampton	78 70
												202	A	Norfol k St.	49 63
												202	H	Norfol k St.	67 71
												259	H	Howard	58 68
												273	H	UMES	54 51
												278	A	Morgan St.	55 65
												283	A	Old Domini on	35 52
												302	A	USC Upstate	44 63
												308	H	Western Caro.	75 45
												318	H	N. C. Central	63 81
												320	A	Coppin St.	39 56
												320	H	Coppin St.	67 65
												325	A	Charleston So.	60 58
												327	H	Ga. Southern	58 61
												332	A	Delaware St.	44 58
												339	A	Florida A&M	82 49
												343	A	Wintthrop	65 37
												344	A	Savannah St.	71 60
												344	H	Savannah St.	80 78
LAST 12 Division I GAMES:															
344	H	Savannah St.	80 78	320	H	Coppin St.	67 65								
339	A	Florida A&M	82 49	344	A	Savannah St.	71 60								
318	H	N. C. Central	63 81	278	A	Morgan St.	55 65								
202	A	Norfol k St.	49 63	320	A	Coppin St.	39 56								
182	A	Hampton	42 60	182	H	Hampton	78 70								
169	H	N. C. A&T	54 74	202	H	Norfol k St.	67 71								

Non-Div I Games: Johnson & Wales (NC) 40 Columbia Int'l 82 38

South Carolina St.

Average RPI Win:	199	WON-LOST	WINNING	LAST 10	STRENGTH OF	OPP. STRENGTH	TEAM	ADJ.	CONF.	ADJ CONF.
Average RPI Loss:	95	RECORD	PCT. RANK	GAMES	SCHEDULE	OF SCHEDULE	RPI	RPI	RPI	RPI
DIV. I ONLY	22- 5	19	9- 0	193	118	62	62	12	12	
DIV. I NON-CONF.	7- 5	132	0- 0	200	51	134	134	16	16	

TOTALS	RPI 1-25	RPI 26-50	W-L RECORDS	RPI 51-100	RPI 101-999	RPI 201+				
22- 5	0- 1	3- 0	OVERALL	2- 1	17- 3	11- 0				
11- 1	0- 0	2- 0	HOME	1- 0	8- 1	5- 0				
9- 2	0- 0	1- 0	AWAY	1- 0	7- 2	4- 0				
2- 2	0- 1	0- 0	NEUTRAL	0- 1	2- 0	2- 0				
7- 5	0- 1	1- 0	NON-CONFERENCE	0- 1	6- 3	4- 0				
4- 1	0- 0	1- 0	HOME	0- 0	3- 1	2- 0				
2- 2	0- 0	0- 0	AWAY	0- 0	2- 2	1- 0				
1- 2	0- 1	0- 0	NEUTRAL	0- 1	1- 0	1- 0				
15- 0	0- 0	2- 0	CONFERENCE	2- 0	11- 0	7- 0				
7- 0	0- 0	1- 0	HOME	1- 0	5- 0	3- 0				
7- 0	0- 0	1- 0	AWAY	1- 0	5- 0	3- 0				
1- 0	0- 0	0- 0	NEUTRAL	0- 0	1- 0	1- 0				

RPI 1-25				RPI 26-50				RPI 51-100				RPI 101+			
RPI	S	Opponent	Score	RPI	S	Opponent	Score	RPI	S	Opponent	Score	RPI	S	Opponent	Score
9	N	Tennessee	49 69	31	A	South Dakota St.	67 61	57	N	Oklahoma St.	68 76	103	A	Iowa St.	76 81
				31	H	South Dakota St.	80 75	96	A	Western Ill.	82 58	113	A	SFA	55 77
				44	H	Creighton	73 68	96	H	Western Ill.	92 81	148	A	Wichita St.	62 48
												170	A	Oral Roberts	73 68
												170	H	Oral Roberts	72 55
												177	A	Denver	82 60
												177	H	Denver	79 51
												192	H	North Dakota	76 71
												194	H	Tulsa	61 64
												210	H	CSU Bakersfield	66 50
												242	A	Omaha	72 50
												242	H	Omaha	70 46
												247	H	UC Riverside	75 66
												260	N	Indiana St.	71 59
												282	A	North Dakota St.	82 67
												282	H	North Dakota St.	80 54
												312	A	Incarnate Word	81 51
												324	A	Fort Wayne	79 60
												324	H	Fort Wayne	85 43
												324	N	Fort Wayne	83 32
LAST 12 Division I GAMES:															
				324	N	Fort Wayne	83 32	96	H	Western Ill.	92 81				
				31	H	South Dakota St.	80 75	177	A	Denver	82 60				
				170	H	Oral Roberts	72 55	31	A	South Dakota St.	67 61				
				242	A	Omaha	72 50	242	H	Omaha	70 46				
				324	A	Fort Wayne	79 60	170	A	Oral Roberts	73 68				
				282	H	North Dakota St.	80 54	324	H	Fort Wayne	85 43				

Non-Div I Games: Mt. Marty 87 25 Doane 96 54 Bellevue 89 32

South Dakota

Average RPI	Win: 184	WON-LOST	WINNING	LAST 10	STRENGTH OF	OPP. STRENGTH	TEAM	ADJ.	CONF.	ADJ CONF.
Average RPI	Loss: 41	RECORD	PCT. RANK	GAMES	SCHEDULE	OF SCHEDULE	RPI	RPI	RPI	RPI
DIV. I ONLY	23- 6	29	8- 2	83	104	31	31	12	12	
DIV. I NON-CONF.	10- 4	73	0- 0	27	20	27	27	16	16	

TOTALS	RPI 1-25	RPI 26-50	W-L RECORDS	RPI 51-100	RPI 101-999	RPI 201+				
23- 6	1- 2	1- 1	OVERALL	4- 3	17- 0	9- 0				
12- 2	0- 1	1- 0	HOME	1- 1	10- 0	5- 0				
8- 4	0- 1	0- 1	AWAY	3- 2	5- 0	3- 0				
3- 0	1- 0	0- 0	NEUTRAL	0- 0	2- 0	1- 0				
10- 4	1- 2	1- 1	NON-CONFERENCE	2- 1	6- 0	2- 0				
6- 1	0- 1	1- 0	HOME	0- 0	5- 0	2- 0				
2- 3	0- 1	0- 1	AWAY	2- 1	0- 0	0- 0				
2- 0	1- 0	0- 0	NEUTRAL	0- 0	1- 0	0- 0				
13- 2	0- 0	0- 0	CONFERENCE	2- 2	11- 0	7- 0				
6- 1	0- 0	0- 0	HOME	1- 1	5- 0	3- 0				
6- 1	0- 0	0- 0	AWAY	1- 1	5- 0	3- 0				
1- 0	0- 0	0- 0	NEUTRAL	0- 0	1- 0	1- 0				

RPI 1-25				RPI 26-50				Team's RPI: 31				RPI 51-100				RPI 101+			
RPI	S	Opponent	Score	RPI	S	Opponent	Score	RPI	S	Opponent	Score	RPI	S	Opponent	Score	RPI	S	Opponent	Score
3	H	Louisville	64 68	33	H	Oklahoma	67 61	52	A	FGCU	78 87	135	H	UNI	57 47				
17	N	NC State	75 67	44	A	Creighton	65 72	62	A	South Dakota	75 80	148	H	Wichita St.	96 64				
25	A	Green Bay	41 55					62	H	South Dakota	61 67	154	N	Charlotte	71 70				
								70	A	Drake	85 78	170	A	Oral Roberts	77 70				
								79	A	George Washington	97 88	170	H	Oral Roberts	96 72				
								96	A	Western Ill.	70 42	177	A	Denver	69 58				
								96	H	Western Ill.	84 48	177	H	Denver	95 59				
												192	H	North Dakota	66 52				
												203	H	Bowling Green	76 44				
												242	A	Omaha	103 54				
												242	H	Omaha	89 64				
												282	A	North Dakota St.	85 64				
												282	H	North Dakota St.	83 63				
												282	N	North Dakota St.	87 62				
												324	A	Fort Wayne	77 55				
												324	H	Fort Wayne	105 49				
												338	H	NJIT	92 48				

										LAST 12 Division I GAMES:									
282	N	North Dakota St.	87 62	242	A	Omaha	103 54	282	A	North Dakota St.	85 64	324	H	Fort Wayne	105 49				
324	A	Fort Wayne	77 55	282	A	North Dakota St.	85 64	324	H	Fort Wayne	105 49	62	H	South Dakota	61 67				
62	A	South Dakota	75 80	62	H	South Dakota	61 67	96	A	Western Ill.	70 42	96	H	Western Ill.	84 48				
96	A	Western Ill.	70 42	96	H	Oral Roberts	72 72	170	A	Oral Roberts	77 70								
170	H	Oral Roberts	95 59	177	H	Denver	95 59												

Non-Div I Games: Dakota Wesleyan 76 63

South Dakota St.

Average RPI Win:	137	WON-LOST	WINNING	LAST 10	STRENGTH OF	OPP. STRENGTH	TEAM	ADJ.	CONF.	ADJ CONF.
Average RPI Loss:	42	RECORD	PCT. RANK	GAMES	SCHEDULE	OF SCHEDULE	RPI	RPI	RPI	RPI
DIV. I ONLY	25- 6	24	9- 1	39	36	14	14	7	7	
DIV. I NON-CONF.	11- 3	45	1- 0	65	2	22	22	7	7	

TOTALS	RPI 1-25	RPI 26-50	W-L RECORDS	RPI 51-100	RPI 101-999	RPI 201+				
25- 6	1- 3	4- 1	OVERALL	3- 1	17- 1	4- 0				
13- 1	1- 1	2- 0	HOME	1- 0	9- 0	3- 0				
8- 3	0- 1	1- 1	AWAY	1- 0	6- 1	1- 0				
4- 2	0- 1	1- 0	NEUTRAL	1- 1	2- 0	0- 0				
11- 3	1- 1	2- 1	NON-CONFERENCE	2- 1	6- 0	3- 0				
6- 0	1- 0	1- 0	HOME	0- 0	4- 0	2- 0				
2- 1	0- 0	0- 1	AWAY	1- 0	1- 0	1- 0				
3- 2	0- 1	1- 0	NEUTRAL	1- 1	1- 0	0- 0				
14- 3	0- 2	2- 0	CONFERENCE	1- 0	11- 1	1- 0				
7- 1	0- 1	1- 0	HOME	1- 0	5- 0	1- 0				
6- 2	0- 1	1- 0	AWAY	0- 0	5- 1	0- 0				
1- 0	0- 0	0- 0	NEUTRAL	0- 0	1- 0	0- 0				

RPI 1-25				Team's RPI: 14				RPI 26-50				RPI 51-100				RPI 101+			
RPI	S	Opponent	Score	RPI	S	Opponent	Score	RPI	S	Opponent	Score	RPI	S	Opponent	Score	RPI	S	Opponent	Score
1	N	Notre Dame	66 76	27	H	LSU	61 55	66	N	Michigan St.	73 83	111	A	Cincinnati	69 46				
2	A	UConn	53 82	32	N	Dayton	93 87	72	N	St. John's (NY)	68 59	111	H	Cincinnati	84 65				
2	H	UConn	49 100	33	A	Oklahoma	74 79	77	H	Houston	81 65	112	N	Washington St.	82 45				
6	H	Ohio St.	84 65	43	A	UCF	77 68	79	A	George Washington	83 78	122	A	Tulane	63 53				
				43	H	UCF	62 45					122	H	Tulane	75 46				
												123	H	Butler	71 55				
												148	A	Wichita St.	56 64				
												179	H	Southern U.	108 48				
												181	A	Temple	89 73				
												181	H	Temple	76 60				
												189	A	Memphis	81 62				
												193	H	East Carolina	88 47				
												193	N	East Carolina	80 44				
												194	A	Tulsa	71 57				
												208	H	Arkansas St.	98 55				
												213	H	SMU	64 54				
												300	A	FIU	82 52				
												310	H	Houston Baptist	90 43				
LAST 12 Division I GAMES:																			
193	N	East Carolina	80 44	6	H	Ohio St.	84 65	193	H	East Carolina	88 47								
2	A	UConn	53 82	122	A	Tulane	63 53	122	A	Tulane	63 53								
111	H	Cincinnati	84 65	77	H	Houston	81 65	194	A	Tulsa	71 57								
43	A	UCF	77 68	213	H	SMU	64 54	181	H	Temple	76 60								
								148	A	Wichita St.	56 64								

Non-Div I Games:

South Fla.

Average RPI		Win: 287	WON-LOST RECORD	WINNING PCT. RANK	LAST 10 GAMES	STRENGTH OF SCHEDULE	OPP. STRENGTH OF SCHEDULE	TEAM RPI	ADJ. RPI	CONF. RPI	ADJ. CONF. RPI
Loss: 143											
DIV. I ONLY			12- 17	225	4- 6	196	283	231	231	25	25
DIV. I NON-CONF.			3- 7	254	0- 0	44	238	187	187	27	27
TOTALS		RPI 1-25		RPI 26-50		W-L RECORDS	RPI 51-100	RPI 101-999		RPI 201+	
12- 17	0- 1		0- 1		OVERALL	0- 2	12- 13		10- 2		
7- 5	0- 0		0- 0		HOME	0- 1	7- 4		6- 1		
4- 11	0- 0		0- 0		AWAY	0- 0	4- 1		4- 0		
1- 1	0- 0		0- 0		NEUTRAL	0- 0	1- 1		0- 0		
3- 7	0- 1		0- 1		NON-CONFERENCE	0- 1	3- 4		2- 0		
2- 1	0- 0		0- 0		HOME	0- 0	2- 1		2- 0		
0- 6	0- 1		0- 1		AWAY	0- 1	0- 3		0- 0		
1- 0	0- 0		0- 0		NEUTRAL	0- 0	1- 0		0- 0		
9- 10	0- 0		0- 0		CONFERENCE	0- 1	9- 9		8- 2		
5- 4	0- 0		0- 0		HOME	0- 1	5- 3		4- 1		
4- 5	0- 0		0- 0		AWAY	0- 0	4- 5		4- 1		
0- 1	0- 0		0- 0		NEUTRAL	0- 0	0- 1		0- 0		

RPI 1-25			
RPI	S	Opponent	Score
3	A	Louisville	40 80

RPI 26-50			
RPI	S	Opponent	Score
34	A	Baylor St.	56 69

RPI 51-100			
RPI	S	Opponent	Score
58	H	Belmont	57 67
96	A	Western Ill.	59 87

RPI 101+			
RPI	S	Opponent	Score
107	A	George Mason	38 57
111	A	Cincinnati	52 65
117	N	Saint Francis (PA)	82 50
155	A	UT Martin	65 72
155	H	UT Martin	68 69
155	N	UT Martin	60 63
161	A	Jacksonville St.	48 55
162	A	SIUE	57 65
162	H	SIUE	72 62
171	H	Southern Ill.	74 79
184	A	Kansas	50 51
191	A	Morehead St.	58 60
191	H	Morehead St.	56 59
248	A	Austin Peay	65 66
248	H	Austin Peay	50 61
267	H	Bradley	57 53
294	A	Murray St.	85 74
294	H	Murray St.	80 70
311	A	Tennessee Tech	70 66
314	A	Eastern Ky.	66 52
314	H	Eastern Ky.	69 55
329	H	Tennessee St.	71 66
345	A	Eastern Ill.	77 54
345	H	Eastern Ill.	51 48
349	H	Evansville	74 65

LAST 12 Division I GAMES:			
155	N	UT Martin	60 63
155	H	UT Martin	68 69
314	A	Eastern Ky.	66 52
162	H	SIUE	72 62
345	H	Eastern Ill.	51 48
155	A	UT Martin	65 72
191	A	Morehead St.	58 60
248	H	Austin Peay	50 61
294	H	Murray St.	80 70
161	A	Jacksonville St.	48 55
311	A	Tennessee Tech	70 66
345	A	Eastern Ill.	77 54

Non-Div I Games:	Evangel	72	60	Missouri Valley	69	34
------------------	---------	----	----	-----------------	----	----

Southeast Mo. St.

■ Loss, ■ Non-Conf, S Site, H Home A Away N Neutral

Average RPI Win:	255	WON-LOST	WINNING	LAST 10	STRENGTH OF	OPP. STRENGTH	TEAM	ADJ.	CONF.	ADJ CONF.
Average RPI Loss:	193	RECORD	PCT. RANK	GAMES	SCHEDULE	OF SCHEDULE	RPI	RPI	RPI	RPI
DIV. I ONLY	8- 21	281	5- 5	270	277	299	299	26	26	
DIV. I NON-CONF.	1- 10	327	0- 0	170	191	296	296	26	26	

TOTALS	RPI 1-25	RPI 26-50	W-L RECORDS	RPI 51-100	RPI 101-999	RPI 201+				
8- 21	0- 0	0- 1	OVERALL	0- 2	8- 18	6- 12				
4- 8	0- 0	0- 0	HOME	0- 1	4- 7	3- 6				
4- 12	0- 0	0- 1	AWAY	0- 1	4- 10	3- 6				
0- 1	0- 0	0- 0	NEUTRAL	0- 0	0- 1	0- 0				
1- 10	0- 0	0- 1	NON-CONFERENCE	0- 1	1- 8	0- 4				
0- 3	0- 0	0- 0	HOME	0- 0	0- 3	0- 2				
1- 6	0- 0	0- 1	AWAY	0- 1	1- 4	0- 2				
0- 1	0- 0	0- 0	NEUTRAL	0- 0	0- 1	0- 0				
7- 11	0- 0	0- 0	CONFERENCE	0- 1	7- 10	6- 8				
4- 5	0- 0	0- 0	HOME	0- 1	4- 4	3- 4				
3- 6	0- 0	0- 0	AWAY	0- 0	3- 6	3- 4				
0- 0	0- 0	0- 0	NEUTRAL	0- 0	0- 0	0- 0				

RPI	S	Opponent	Score	RPI	S	Opponent	Score	RPI	S	Opponent	Score	RPI	S	Opponent	Score	Team's RPI: 299
27	A	LSU	56 84	69	A	TCU	62 112	101	A	Auburn	46 80	111	A	Cincinnati	43 82	
				89	H	Lamar University	58 75	113	A	SFA	67 79	126	A	Central Ark.	47 63	
								126	H	Central Ark.	78 70	131	A	Bethune-Cookman	60 58	
								159	H	Louisiana	56 68	160	N	Kent St.	60 81	
								218	A	Akron	54 66	222	A	New Orleans	73 82	
								222	H	New Orleans	71 74	226	A	A&M-Corpus Christi	52 56	
								230	A	Nicholls St.	66 57	230	H	Nicholls St.	64 79	
								232	A	Grambling	52 61	255	A	Abilene Christian	80 86	
								255	H	Abilene Christian	78 76	277	A	McNeese	47 69	
								277	H	McNeese	65 77	290	H	Alcorn	77 84	
								310	A	Houston Baptist	76 61	312	H	Incarinate Word	65 54	
								314	H	Alabama A&M	74 76	335	H	Sam Houston St.	52 57	
								336	A	Northwestern St.	64 54	336	H	Northwestern St.	71 65	
LAST 12 Division I GAMES:																
230	H	Nicholls St.	64 79	312	H	Incarinate Word	65 54									
222	H	New Orleans	71 74	126	H	Central Ark.	78 70									
336	A	Northwestern St.	64 54	226	A	A&M-Corpus Christi	52 56									
255	H	Abilene Christian	78 76	230	A	Nicholls St.	66 57									
222	A	New Orleans	73 82	335	H	Sam Houston St.	52 57									
277	A	McNeese	47 69	336	H	Northwestern St.	71 65									

Non-Div I Games:

Southeastern La.

Average RPI Win:	169	WON-LOST	WINNING	LAST 10	STRENGTH OF	OPP. STRENGTH	TEAM	ADJ.	CONF.	ADJ CONF.
Average RPI Loss:	20	RECORD	PCT. RANK	GAMES	SCHEDULE	OF SCHEDULE	RPI	RPI	RPI	RPI
DIV. I ONLY	20- 11	90	5- 5	50	57	49	49	5	5	
DIV. I NON-CONF.	10- 1	15	0- 0	175	234	44	44	3	3	

TOTALS	RPI 1-25	RPI 26-50	W-L RECORDS	RPI 51-100	RPI 101-999	RPI 201+				
20- 11	0- 8	1- 3	OVERALL	2- 0	17- 0	7- 0				
7- 5	0- 4	1- 1	HOME	1- 0	5- 0	3- 0				
9- 5	0- 3	0- 2	AWAY	0- 0	9- 0	4- 0				
4- 1	0- 1	0- 0	NEUTRAL	1- 0	3- 0	0- 0				
10- 1	0- 1	0- 0	NON-CONFERENCE	1- 0	9- 0	6- 0				
2- 1	0- 1	0- 0	HOME	0- 0	2- 0	2- 0				
5- 0	0- 0	0- 0	AWAY	0- 0	5- 0	4- 0				
3- 0	0- 0	0- 0	NEUTRAL	1- 0	2- 0	0- 0				
10- 10	0- 7	1- 3	CONFERENCE	1- 0	8- 0	1- 0				
5- 4	0- 3	1- 1	HOME	1- 0	3- 0	1- 0				
4- 5	0- 3	0- 2	AWAY	0- 0	4- 0	0- 0				
1- 1	0- 1	0- 0	NEUTRAL	0- 0	1- 0	0- 0				

RPI	S	Opponent	Score	RPI	S	Opponent	Score	Team's RPI: 49	RPI	S	Opponent	Score	RPI	S	Opponent	Score
7	A	Oregon	74 80	42	A	Oregon St.	63 69		55	H	Arizona St.	77 62	102	N	Middle Tenn.	72 57
7	H	Oregon	66 70	42	H	Oregon St.	65 61		60	N	Purdue	58 46	110	A	Utah	58 47
10	A	UCLA	46 59	45	A	Cal i forni a	64 76						110	H	Utah	53 52
10	H	UCLA	70 84	45	H	Cal i forni a	59 62						112	A	Washington St.	73 72
13	A	Stanford	65 72										112	N	Washington St.	47 44
13	H	Stanford	55 59										143	A	Loyola Marymount	80 70
13	N	Stanford	59 69										144	A	Colorado	86 51
15	H	Texas A&M	74 75										144	H	Colorado	65 53

LAST 12 Division I GAMES:																
13	N	Stanford	59 69	276	H	Arizona	78 52									
112	N	Washington St.	47 44	55	H	Arizona St.	77 62									
144	H	Colorado	65 53	10	H	UCLA	70 84									
110	H	Utah	53 52	10	A	UCLA	46 59									
42	A	Oregon St.	63 69	200	A	Washington	72 61									
7	A	Oregon	74 80	112	A	Washington St.	73 72									

Non-Div I Games:

Southern Cal i forni a

Loss,
Non-Conf, S Site,
H Home
A Away
N Neutral

Average RPI Win:	252	WON-LOST	WINNING	LAST 10	STRENGTH OF	OPP. STRENGTH	TEAM	ADJ.	CONF.	ADJ CONF.
Average RPI Loss:	137	RECORD	PCT. RANK	GAMES	SCHEDULE	OF SCHEDULE	RPI	RPI	RPI	RPI
DIV. I ONLY	15- 13	155	5- 5	198	261	171	171	23	23	
DIV. I NON-CONF.	4- 6	214	0- 0	60	225	131	131	21	21	

TOTALS	RPI 1-25	RPI 26-50	W-L RECORDS	RPI 51-100	RPI 101-999	RPI 201+				
15- 13	0- 0	0- 1	OVERALL	1- 6	14- 6	11- 3				
8- 4	0- 0	0- 0	HOME	1- 2	7- 2	5- 1				
7- 7	0- 0	0- 0	AWAY	0- 0	7- 1	6- 1				
0- 2	0- 0	0- 1	NEUTRAL	0- 1	0- 0	0- 0				
4- 6	0- 0	0- 1	NON-CONFERENCE	0- 3	4- 2	2- 0				
1- 2	0- 0	0- 0	HOME	0- 1	1- 1	0- 0				
3- 2	0- 0	0- 0	AWAY	0- 1	3- 1	2- 0				
0- 2	0- 0	0- 1	NEUTRAL	0- 1	0- 0	0- 0				
11- 7	0- 0	0- 0	CONFERENCE	1- 3	10- 4	9- 3				
7- 2	0- 0	0- 0	HOME	1- 1	6- 1	5- 1				
4- 5	0- 0	0- 0	AWAY	0- 2	4- 3	4- 2				
0- 0	0- 0	0- 0	NEUTRAL	0- 0	0- 0	0- 0				

RPI S Opponent	Score	RPI S Opponent	Score	RPI S Opponent	Score	RPI S Opponent	Score
		50 N Miami (FL)	65 75	56 H Western Ky.	49 75	135 A UNI	63 71
				70 A Drake	73 84	135 H UNI	60 53
				70 H Drake	64 75	155 H UT Martin	84 72
				81 A UAB	66 76	162 H SIUE	53 57
				84 N Albany (NY)	57 68	189 A Memphis	68 56
				97 A Missouri St.	61 79	191 A Morehead St.	81 85
				97 H Missouri St.	71 69	231 A Southeast Mo. St.	79 74
						239 A Illinois St.	46 49
						239 H Illinois St.	36 39
						260 A Indiana St.	64 45
						260 H Indiana St.	54 43
						267 A Bradley	63 62
						267 H Bradley	62 53
						298 A Valparaiso	88 86
						298 H Valparaiso	74 63
						305 A Loyola Chicago	53 62
						305 H Loyola Chicago	62 46
						313 A Marshall	64 59
						349 A Evansville	74 62
						349 H Evansville	66 41
LAST 12 Division I GAMES:							
349 H Evansville	66 41	239 H Illinois St.	36 39				
260 H Indiana St.	54 43	135 A UNI	63 71				
97 A Missouri St.	61 79	70 A Drake	73 84				
305 A Loyola Chicago	53 62	97 H Missouri St.	71 69				
298 A Valparaiso	88 86	298 H Valparaiso	74 63				
267 H Bradley	62 53	305 H Loyola Chicago	62 46				

Non-Div I Games: Martin Methodist 60 50

Southern Ill.

Average RPI Win:	220	WON-LOST	WINNING	LAST 10	STRENGTH OF	OPP. STRENGTH	TEAM	ADJ.	CONF.	ADJ CONF.
Average RPI Loss:	156	RECORD	PCT. RANK	GAMES	SCHEDULE	OF SCHEDULE	RPI	RPI	RPI	RPI
DIV. I ONLY	13- 14	191	4- 6	229	151	206	206	18	18	
DIV. I NON-CONF.	6- 5	153	0- 0	327	110	236	236	20	20	

TOTALS	RPI 1-25	RPI 26-50	W-L RECORDS	RPI 51-100	RPI 101-999	RPI 201+				
13- 14	0- 1	0- 0	OVERALL	2- 2	11- 11	7- 4				
10- 4	0- 0	0- 0	HOME	1- 0	9- 4	6- 2				
3- 10	0- 1	0- 0	AWAY	1- 2	2- 7	1- 2				
0- 0	0- 0	0- 0	NEUTRAL	0- 0	0- 0	0- 0				
6- 5	0- 1	0- 0	NON-CONFERENCE	0- 1	6- 3	5- 0				
5- 1	0- 0	0- 0	HOME	0- 0	5- 1	4- 0				
1- 4	0- 1	0- 0	AWAY	0- 1	1- 2	1- 0				
0- 0	0- 0	0- 0	NEUTRAL	0- 0	0- 0	0- 0				
7- 9	0- 0	0- 0	CONFERENCE	2- 1	5- 8	2- 4				
5- 3	0- 0	0- 0	HOME	1- 0	4- 3	2- 2				
2- 6	0- 0	0- 0	AWAY	1- 1	1- 5	0- 2				
0- 0	0- 0	0- 0	NEUTRAL	0- 0	0- 0	0- 0				

RPI 1-25				RPI 26-50				RPI 51-100				RPI 101+				Team's RPI: 206
RPI	S	Opponent	Score	RPI	S	Opponent	Score	RPI	S	Opponent	Score	RPI	S	Opponent	Score	
4	A	Mississippi St.	56 91					56	A	Western Ky.	60 81	102	A	Middle Tenn.	61 53	
								56	H	Western Ky.	69 63	106	A	Rice	56 62	
								68	A	Georgia Tech	44 63	122	H	Tulane	66 58	
								81	A	UAB	80 63	124	A	Louisiana Tech	57 89	
												124	H	Louisiana Tech	65 50	
												154	A	Charlotte	56 66	
												154	H	Charlotte	79 85	
												156	A	Samford	56 61	
												163	A	Ole Miss	59 68	
												165	H	South Ala.	57 78	
												176	H	UTEP	60 53	
												220	A	Fla. Atlantic	74 89	
												224	A	North Texas	62 71	
												265	H	UTSA	83 60	
												283	H	Old Dominion	55 74	
												290	H	Alcorn	72 67	
												300	H	FIU	70 74	
												313	H	Marshall	70 61	
												316	H	Alabama St.	72 35	
												335	H	Sam Houston St.	58 38	
												336	A	Northwestern St.	71 59	
												341	H	Mississippi Val.	84 69	

LAST 12 Division I GAMES:																
300	H	FIU	70 74	283	H	Old Dominion	55 74									
56	H	Western Ky.	69 63	313	H	Marshall	70 61									
176	H	UTEP	60 53	106	A	Rice	56 62									
220	A	Fla. Atlantic	74 89	265	H	UTSA	83 60									
124	A	Louisiana Tech	57 89	154	H	Charlotte	79 85									
224	A	North Texas	62 71	102	A	Middle Tenn.	61 53									

Non-Div I Games: William Carey 82 44 Blue Mountain (MS) 96 46

Southern Miss.

Average RPI Win:	297	WON-LOST	WINNING	LAST 10	STRENGTH OF	OPP. STRENGTH	TEAM	ADJ.	CONF.	ADJ CONF.
Average RPI Loss:	151	RECORD	PCT. RANK	GAMES	SCHEDULE	OF SCHEDULE	RPI	RPI	RPI	RPI
DIV. I ONLY	14- 12	152	7- 3	277	326	179	179	32	32	
DIV. I NON-CONF.	0- 8	337	0- 0	45	21	274	274	32	32	

TOTALS	RPI 1-25	RPI 26-50	W-L RECORDS	RPI 51-100	RPI 101-999	RPI 201+				
14- 12	0- 1	0- 0	OVERALL	0- 3	14- 8	14- 5				
8- 1	0- 0	0- 0	HOME	0- 0	8- 1	8- 1				
6- 10	0- 1	0- 0	AWAY	0- 2	6- 7	6- 4				
0- 1	0- 0	0- 0	NEUTRAL	0- 1	0- 0	0- 0				
0- 8	0- 1	0- 0	NON-CONFERENCE	0- 3	0- 4	0- 1				
0- 0	0- 0	0- 0	HOME	0- 0	0- 0	0- 0				
0- 7	0- 1	0- 0	AWAY	0- 2	0- 4	0- 1				
0- 1	0- 0	0- 0	NEUTRAL	0- 1	0- 0	0- 0				
14- 4	0- 0	0- 0	CONFERENCE	0- 0	14- 4	14- 4				
8- 1	0- 0	0- 0	HOME	0- 0	8- 1	8- 1				
6- 3	0- 0	0- 0	AWAY	0- 0	6- 3	6- 3				
0- 0	0- 0	0- 0	NEUTRAL	0- 0	0- 0	0- 0				

RPI	S	Opponent	Score	RPI	S	Opponent	Score	RPI	S	Opponent	Score	RPI	S	Opponent	Score	Team's RPI: 179
14	A	South Fla.	48 108					54	A	Indiana	49 64	101	A	Auburn	47 65	
								57	A	Oklahoma St.	66 94	131	A	Bethune-Cookman	56 68	
								71	N	Tol edo	76 81	165	A	South Ala.	65 69	
												204	A	Wisconsin	74 77	
												221	A	Texas Southern	67 57	
												221	H	Texas Southern	60 66	
												232	A	Grambling	71 79	
												232	H	Grambling	63 44	
												245	A	Prairie View	62 69	
												245	H	Prairie View	96 58	
												290	A	Alcorn	75 55	
												290	H	Alcorn	64 56	
												296	A	Jackson St.	68 58	
												296	H	Jackson St.	86 76	
												314	A	Alabama A&M	58 46	
												314	H	Alabama A&M	77 62	
												316	A	Alabama St.	56 58	
												316	H	Alabama St.	66 58	
												333	A	Ark.-Pine Bluff	71 52	
												333	H	Ark.-Pine Bluff	59 46	
												341	A	Mississippi Val.	70 54	
												341	H	Mississippi Val.	66 58	
LAST 12 Division I GAMES:																
245	H	Prairie View	96 58	333	H	Ark.-Pine Bluff	59 46									
221	H	Texas Southern	60 66	296	A	Jackson St.	68 58									
290	A	Alcorn	75 55	232	A	Grambling	71 79									
314	A	Alabama A&M	58 46	290	H	Alcorn	64 56									
316	A	Alabama St.	56 58	314	H	Alabama A&M	77 62									
341	H	Mississippi Val.	66 58	316	H	Alabama St.	66 58									

Non-Div I Games: Mobile 86 54

Southern U.

Southern Utah

Through Games Of March 4, 2018

Average RPI Win:	253	WON-LOST	WINNING	LAST 10	STRENGTH OF	OPP. STRENGTH	TEAM	ADJ.	CONF.	ADJ CONF.
Average RPI Loss:	179	RECORD	PCT. RANK	GAMES	SCHEDULE	OF SCHEDULE	RPI	RPI	RPI	RPI
DIV. I ONLY	3- 26	336	0- 10	183	262	330	330	19	19	
DIV. I NON-CONF.	1- 10	327	0- 0	156	327	325	325	13	13	

TOTALS	RPI 1-25	RPI 26-50	W-L RECORDS	RPI 51-100	RPI 101-999	RPI 201+				
3- 26	0- 1	0- 1	OVERALL	0- 1	3- 23	2- 10				
2- 12	0- 0	0- 1	HOME	0- 1	2- 10	1- 4				
1- 14	0- 1	0- 0	AWAY	0- 0	1- 13	1- 6				
0- 0	0- 0	0- 0	NEUTRAL	0- 0	0- 0	0- 0				
1- 10	0- 1	0- 0	NON-CONFERENCE	0- 1	1- 8	1- 4				
1- 4	0- 0	0- 0	HOME	0- 1	1- 3	1- 1				
0- 6	0- 1	0- 0	AWAY	0- 0	0- 5	0- 3				
0- 0	0- 0	0- 0	NEUTRAL	0- 0	0- 0	0- 0				
2- 16	0- 0	0- 1	CONFERENCE	0- 0	2- 15	1- 6				
1- 8	0- 0	0- 1	HOME	0- 0	1- 7	0- 3				
1- 8	0- 0	0- 0	AWAY	0- 0	1- 8	1- 3				
0- 0	0- 0	0- 0	NEUTRAL	0- 0	0- 0	0- 0				

RPI 1-25				RPI 26-50				RPI 51-100				RPI 101+				Team's RPI: 330
RPI	S	Opponent	Score	RPI	S	Opponent	Score	RPI	S	Opponent	Score	RPI	S	Opponent	Score	
7	A	Oregon	38 98	37	H	Northern Colo.	54 60	65	H	UC Davis	59 85	129	A	Portland St.	66 70	
												142	A	Eastern Wash.	41 58	
												142	H	Eastern Wash.	49 70	
												147	A	Weber St.	50 65	
												147	H	Weber St.	64 77	
												149	A	Idaho St.	39 66	
												149	H	Idaho St.	76 70	
												151	A	Idaho	51 74	
												151	H	Idaho	57 65	
												153	A	BYU	67 75	
												157	H	Binghamton	66 72	
												172	A	San Diego	59 72	
												185	H	UC Irvine	64 71	
												192	H	North Dakota	53 68	
												210	H	CSU Bakersfield	45 46	
												212	A	Montana St.	71 91	
												212	H	Montana St.	57 63	
												240	A	Montana	71 81	
												240	H	Montana	65 74	
												249	A	Grand Canyon	54 59	
												268	A	Sacramento St.	77 79	
												276	A	Arizona	74 76	
												304	H	Utah St.	70 67	
												307	A	Northern Ariz.	60 57	
												307	H	Northern Ariz.	55 72	
												321	A	Utah Valley	61 69	

LAST 12 Division I GAMES:																
151	H	Idaho	57 65	307	H	Northern Ariz.	55 72									
142	H	Eastern Wash.	49 70	149	A	Idaho St.	39 66									
268	A	Sacramento St.	77 79	147	A	Weber St.	50 65									
129	A	Portland St.	66 70	212	H	Montana St.	57 63									
37	H	Northern Colo.	54 60	240	H	Montana	65 74									
192	H	North Dakota	53 68	142	A	Eastern Wash.	41 58									

Non-Div I Games:

Southern Utah

Loss,
Non-Conf,
S Site,
H Home
A Away
N Neutral

Average RPI Win:	237	WON-LOST	WINNING	LAST 10	STRENGTH OF	OPP. STRENGTH	TEAM	ADJ.	CONF.	ADJ CONF.
Average RPI Loss:	133	RECORD	PCT. RANK	GAMES	SCHEDULE	OF SCHEDULE	RPI	RPI	RPI	RPI
DIV. I ONLY	8- 22	288	1- 9	116	179	257	257	13	13	
DIV. I NON-CONF.	5- 8	220	0- 0	112	204	198	198	10	10	

TOTALS	RPI 1-25	RPI 26-50	W-L RECORDS	RPI 51-100	RPI 101-999	RPI 201+				
8- 22	0- 1	0- 1	OVERALL	2- 7	6- 13	6- 4				
5- 9	0- 1	0- 0	HOME	1- 3	4- 5	4- 0				
2- 13	0- 0	0- 1	AWAY	1- 4	1- 8	1- 4				
1- 0	0- 0	0- 0	NEUTRAL	0- 0	1- 0	1- 0				
5- 8	0- 1	0- 0	NON-CONFERENCE	2- 3	3- 4	3- 2				
3- 3	0- 1	0- 0	HOME	1- 1	2- 1	2- 0				
1- 5	0- 0	0- 0	AWAY	1- 2	0- 3	0- 2				
1- 0	0- 0	0- 0	NEUTRAL	0- 0	1- 0	1- 0				
3- 14	0- 0	0- 1	CONFERENCE	0- 4	3- 9	3- 2				
2- 6	0- 0	0- 0	HOME	0- 2	2- 4	2- 0				
1- 8	0- 0	0- 1	AWAY	0- 2	1- 5	1- 2				
0- 0	0- 0	0- 0	NEUTRAL	0- 0	0- 0	0- 0				

RPI 1-25				RPI 26-50				RPI 51-100				RPI 101+				Team's RPI: 257
RPI	S	Opponent	Score	RPI	S	Opponent	Score	RPI	S	Opponent	Score	RPI	S	Opponent	Score	
19	H	Buffalo	59 76	32	A	Dayton	59 80	71	H	Toledo	39 58	107	A	George Mason	63 78	
								73	A	Duquesne	59 73	107	A	George Mason	79 89	
								73	H	Duquesne	73 76	107	H	George Mason	63 76	
								75	A	Navy	48 86	114	H	Delaware	52 53	
								79	H	George Washington	56 63	121	A	Saint Louis	55 78	
								84	A	Albany (NY)	52 69	136	H	Saint Joseph's	64 70	
								85	A	Fordham	48 72	186	H	Davidson	68 75	
								90	A	Bucknell	59 48	197	A	Siena	62 70	
								93	H	Penn St.	65 62	198	H	Richmond	57 79	
												214	H	Eastern Mich.	70 51	
												233	H	Niagara	76 58	
												243	A	Hofstra	68 71	
												246	A	La Salle	63 66	
												275	H	Massachusetts	69 59	
												280	A	VCU	75 77	
												285	A	Canisius	69 71	
												323	N	UMBC	63 54	
												334	A	Rhode Island	77 72	
												334	H	Rhode Island	81 70	

LAST 12 Division I GAMES:																
107	A	George Mason	79 89	79	H	George Washington	56 63									
73	H	Duquesne	73 76	107	H	George Mason	63 76									
334	A	Rhode Island	77 72	73	A	Duquesne	59 73									
107	A	George Mason	63 78	85	A	Fordham	48 72									
198	H	Richmond	57 79	186	H	Davidson	68 75									
280	A	VCU	75 77	334	H	Rhode Island	81 70									

Non-Div I Games:

St. Bonaventure

Average RPI Win:	271	WON-LOST	WINNING	LAST 10	STRENGTH OF	OPP. STRENGTH	TEAM	ADJ.	CONF.	ADJ CONF.
Average RPI Loss:	214	RECORD	PCT. RANK	GAMES	SCHEDULE	OF SCHEDULE	RPI	RPI	RPI	RPI
DIV. I ONLY	13- 16	213	6- 4	318	332	266	266	29	29	
DIV. I NON-CONF.	4- 7	226	0- 0	298	324	278	278	29	29	

TOTALS	RPI 1-25	RPI 26-50	W-L RECORDS	RPI 51-100	RPI 101-999	RPI 201+				
13- 16	0- 0	0- 0	OVERALL	0- 1	13- 15	11- 10				
9- 4	0- 0	0- 0	HOME	0- 0	9- 4	7- 2				
4- 11	0- 0	0- 0	AWAY	0- 1	4- 10	4- 7				
0- 1	0- 0	0- 0	NEUTRAL	0- 0	0- 1	0- 1				
4- 7	0- 0	0- 0	NON-CONFERENCE	0- 1	4- 6	3- 4				
3- 1	0- 0	0- 0	HOME	0- 0	3- 1	2- 0				
1- 5	0- 0	0- 0	AWAY	0- 1	1- 4	1- 3				
0- 1	0- 0	0- 0	NEUTRAL	0- 0	0- 1	0- 1				
9- 9	0- 0	0- 0	CONFERENCE	0- 0	9- 9	8- 6				
6- 3	0- 0	0- 0	HOME	0- 0	6- 3	5- 2				
3- 6	0- 0	0- 0	AWAY	0- 0	3- 6	3- 4				
0- 0	0- 0	0- 0	NEUTRAL	0- 0	0- 0	0- 0				

RPI 1-25				RPI 26-50				RPI 51-100				RPI 101+ Team's RPI: 266			
RPI	S	Opponent	Score	RPI	S	Opponent	Score	RPI	S	Opponent	Score	RPI	S	Opponent	Score
								72	A	St. John's (NY)	49 73	117	A	Saint Francis (PA)	75 90
												117	H	Saint Francis (PA)	71 94
												119	A	Seton Hall	50 84
												132	A	Robert Morris	36 59
												132	H	Robert Morris	49 47
												164	H	Army West Point	73 52
												191	H	Morehead St.	59 73
												202	N	Norfolk St.	51 52
												220	A	Fla. Atlantic	60 80
												235	H	Loyola Maryland	64 47
												253	A	Sacred Heart	60 66
												253	H	Sacred Heart	63 48
												259	A	Howard	69 72
												262	A	Manhattan	54 57
												272	A	LIU Brooklyn	59 61
												272	H	LIU Brooklyn	64 54
												286	A	Fairleigh Dickinson	58 45
												286	H	Fairleigh Dickinson	62 70
												292	A	Mt. St. Mary's	75 56
												292	H	Mt. St. Mary's	82 73
												293	A	Central Conn. St.	78 70
												293	H	Central Conn. St.	77 83
												295	A	Bryant	63 73
												295	H	Bryant	66 60
												328	A	Wagner	47 50
												328	H	Wagner	80 76
												340	H	Iona	72 63
												347	A	Saint Peter's	64 49

LAST 12 Division I GAMES:															
				295	H	Bryant	66 60					117	H	Saint Francis (PA)	71 94
				293	H	Central Conn. St.	77 83					292	A	Mt. St. Mary's	75 56
				286	A	Fairleigh Dickinson	58 45					328	A	Wagner	47 50
				253	A	Sacred Heart	60 66					253	H	Sacred Heart	63 48
				272	H	LIU Brooklyn	64 54					286	H	Fairleigh Dickinson	62 70
				132	H	Robert Morris	49 47					295	A	Bryant	63 73

Non-Div I Games:

St. Francis Brooklyn

Average RPI Win:	243	WON-LOST	WINNING	LAST 10	STRENGTH OF	OPP. STRENGTH	TEAM	ADJ.	CONF.	ADJ CONF.
Average RPI Loss:	143	RECORD	PCT. RANK	GAMES	SCHEDULE	OF SCHEDULE	RPI	RPI	RPI	RPI
DIV. I ONLY	15- 14	166	5- 5	223	219	199	199	24	24	
DIV. I NON-CONF.	7- 7	170	0- 0	129	128	155	155	22	22	

TOTALS	RPI 1-25	RPI 26-50	W-L RECORDS	RPI 51-100	RPI 101-999	RPI 201+				
15- 14	0- 2	0- 0	OVERALL	0- 6	15- 6	10- 5				
9- 4	0- 0	0- 0	HOME	0- 2	9- 2	6- 1				
4- 6	0- 2	0- 0	AWAY	0- 2	4- 2	3- 2				
2- 4	0- 0	0- 0	NEUTRAL	0- 2	2- 2	1- 2				
7- 7	0- 2	0- 0	NON-CONFERENCE	0- 2	7- 3	2- 2				
4- 1	0- 0	0- 0	HOME	0- 0	4- 1	1- 0				
1- 2	0- 2	0- 0	AWAY	0- 0	1- 0	0- 0				
2- 4	0- 0	0- 0	NEUTRAL	0- 2	2- 2	1- 2				
8- 7	0- 0	0- 0	CONFERENCE	0- 4	8- 3	8- 3				
5- 3	0- 0	0- 0	HOME	0- 2	5- 1	5- 1				
3- 4	0- 0	0- 0	AWAY	0- 2	3- 2	3- 2				
0- 0	0- 0	0- 0	NEUTRAL	0- 0	0- 0	0- 0				

RPI 1-25				RPI 26-50				RPI 51-100				RPI 101+				Team's RPI: 199
RPI	S	Opponent	Score	RPI	S	Opponent	Score	RPI	S	Opponent	Score	RPI	S	Opponent	Score	
8	A	Florida St.	39 84					52	A	FGCU	40 80	105	H	Chattanooga	78 67	
11	A	Texas	59 95					52	H	FGCU	60 74	138	H	Texas St.	61 54	
								56	N	Western Ky.	58 66	162	A	SIUE	65 61	
								92	N	Wright St.	59 64	175	N	Florida	85 71	
								99	A	Jacksonville	63 73	195	H	High Point	64 69	
								99	H	Jacksonville	54 61	198	H	Richmond	72 67	
												215	N	Providence	45 56	
												241	A	North Florida	68 51	
												241	H	North Florida	68 55	
												241	H	North Florida	55 63	
												254	H	Northern Ky.	67 56	
												261	A	Lipscomb	59 55	
												261	H	Lipscomb	91 71	
												279	N	UMKC	50 67	
												301	A	Kennesaw St.	49 66	
												301	H	Kennesaw St.	96 53	
												302	A	USC Upstate	64 69	
												302	H	USC Upstate	62 61	
												332	N	Delaware St.	58 43	
												338	A	NJIT	72 53	
												338	H	NJIT	73 55	

LAST 12 Division I GAMES:																
241	H	North Florida	55 63	99	H	Jacksonville	54 61									
52	H	FGCU	60 74	241	A	North Florida	68 51									
261	H	Lipscomb	91 71	99	A	Jacksonville	63 73									
301	H	Kennesaw St.	96 53	241	H	North Florida	68 55									
302	A	USC Upstate	64 69	301	A	Kennesaw St.	49 66									
338	A	NJIT	72 53	261	A	Lipscomb	59 55									

Non-Div I Games: Thomas (GA) 92 41 Webber Int'l 67 30

Stetson

Average RPI Win: 267	WON-LOST RECORD	WINNING PCT. RANK	LAST 10 GAMES	STRENGTH OF SCHEDULE	OPP. STRENGTH OF SCHEDULE	TEAM RPI	ADJ. RPI	CONF. RPI	ADJ CONF. RPI
Average RPI Loss: 127									
DIV. I ONLY	17- 12	118	7- 3	299	248	187	187	20	20
DIV. I NON-CONF.	7- 5	132	0- 0	334	244	225	225	24	24

TOTALS	RPI 1-25	RPI 26-50	W-L RECORDS	RPI 51-100	RPI 101-999	RPI 201+			
17- 12	0- 0	0- 1	OVERALL	1- 4	16- 7	13- 1			
8- 5	0- 0	0- 0	HOME	1- 1	7- 4	7- 0			
9- 6	0- 0	0- 1	AWAY	0- 3	9- 2	6- 1			
0- 1	0- 0	0- 0	NEUTRAL	0- 0	0- 1	0- 0			
7- 5	0- 0	0- 1	NON-CONFERENCE	0- 1	7- 3	7- 1			
4- 1	0- 0	0- 0	HOME	0- 0	4- 1	4- 0			
3- 4	0- 0	0- 1	AWAY	0- 1	3- 2	3- 1			
0- 0	0- 0	0- 0	NEUTRAL	0- 0	0- 0	0- 0			
10- 7	0- 0	0- 0	CONFERENCE	1- 3	9- 4	6- 0			
4- 4	0- 0	0- 0	HOME	1- 1	3- 3	3- 0			
6- 2	0- 0	0- 0	AWAY	0- 2	6- 0	3- 0			
0- 1	0- 0	0- 0	NEUTRAL	0- 0	0- 1	0- 0			

RPI S Opponent	Score	RPI S Opponent	Score	RPI S Opponent	Score	RPI S Opponent	Score
		35 A Syracuse	70 81	51 A Harvard	53 60	125 H Yale	71 77
				74 A Maine	56 64	130 A Hartford	66 58
				74 H Maine	76 68	130 H Hartford	68 75
				84 A Albany (NY)	58 64	157 A Binghamton	67 59
				84 H Albany (NY)	68 72	157 H Binghamton	64 69
						173 A New Hampshire	62 56
						173 H New Hampshire	50 51
						173 N New Hampshire	54 71
						174 A Northwestern	36 68
						243 A Hofstra	73 49
						262 H Manhattan	74 59
						264 A Cornell	40 48
						286 A Fairleigh Dickinson	56 51
						291 A Vermont	55 49
						291 H Vermont	80 57
						293 H Central Conn. St.	60 55
						323 A UMBC	69 44
						323 H UMBC	53 49
						327 A Ga. Southern	68 49
						328 H Wagner	69 50
						340 H Iona	63 46
						348 A UMass Lowell	63 60
						348 H UMass Lowell	59 50
LAST 12 Division I GAMES:							
173 N New Hampshire	54 71	157 H Binghamton	64 69				
291 A Vermont	55 49	130 A Hartford	66 58				
173 A New Hampshire	62 56	323 A UMBC	69 44				
323 H UMBC	53 49	84 A Albany (NY)	58 64				
74 H Maine	76 68	348 H UMass Lowell	59 50				
348 A UMass Lowell	63 60	173 H New Hampshire	50 51				

Non-Div I Games: Farmingdale St. 76 25

Stony Brook

Average RPI Win:	156	WON-LOST	WINNING	LAST 10	STRENGTH OF	OPP. STRENGTH	TEAM	ADJ.	CONF.	ADJ CONF.
Average RPI Loss:	55	RECORD	PCT. RANK	GAMES	SCHEDULE	OF SCHEDULE	RPI	RPI	RPI	RPI
DIV. I ONLY	19- 12	110	3- 7	52	48	69	69	4	4	
DIV. I NON-CONF.	9- 2	33	0- 0	210	207	74	74	5	5	

TOTALS	RPI 1-25	RPI 26-50	W-L RECORDS	RPI 51-100	RPI 101-999	RPI 201+				
19- 12	1- 5	2- 1	OVERALL	4- 3	12- 3	6- 0				
11- 5	1- 1	1- 0	HOME	2- 2	7- 2	3- 0				
5- 6	0- 3	0- 1	AWAY	2- 1	3- 1	2- 0				
3- 1	0- 1	1- 0	NEUTRAL	0- 0	2- 0	1- 0				
9- 2	0- 1	0- 0	NON-CONFERENCE	1- 0	8- 1	4- 0				
6- 1	0- 0	0- 0	HOME	1- 0	5- 1	2- 0				
1- 1	0- 1	0- 0	AWAY	0- 0	1- 0	1- 0				
2- 0	0- 0	0- 0	NEUTRAL	0- 0	2- 0	1- 0				
10- 10	1- 4	2- 1	CONFERENCE	3- 3	4- 2	2- 0				
5- 4	1- 1	1- 0	HOME	1- 2	2- 1	1- 0				
4- 5	0- 2	0- 1	AWAY	2- 1	2- 1	1- 0				
1- 1	0- 1	1- 0	NEUTRAL	0- 0	0- 0	0- 0				

RPI 1-25				RPI 26-50				RPI 51-100				RPI 101+			
RPI	S	Opponent	Score	RPI	S	Opponent	Score	RPI	S	Opponent	Score	RPI	S	Opponent	Score
5	A	Bayl or	63 83	33	A	Okl ahoma	71 84	57	A	Okl ahoma St.	72 85	103	A	Iowa St.	75 52
5	H	Bayl or	53 85	33	H	Okl ahoma	62 58	57	H	Okl ahoma St.	54 71	103	H	Iowa St.	63 66
5	N	Bayl or	48 94	33	N	Okl ahoma	90 83	63	A	West Vi rgi nia	76 74	125	H	Yale	72 82
11	A	Texas	65 92					63	H	West Vi rgi nia	82 87	138	H	Texas St.	82 58
11	H	Texas	79 77					91	A	Kansas St.	68 63	151	N	Idaho	86 76
15	A	Texas A&M	58 71					91	H	Kansas St.	87 70	170	H	Oral Roberts	72 58
								94	H	Al abama	88 67	182	H	Hampton	90 68
												184	A	Kansas	77 86
												184	H	Kansas	76 66
												213	A	SMU	64 58
												252	A	Texas Tech	72 60
												252	H	Texas Tech	93 72
												276	N	Ari zona	68 59
												299	H	Southeastern La.	112 62
												336	H	Northwestern St.	89 51

Team's RPI: 69															
LAST 12 Division I GAMES:															
5	N	Bayl or	48 94	103	H	Iowa St.	63 66	5	A	Bayl or	63 83	57	H	Okl ahoma St.	54 71
33	N	Okl ahoma	90 83	57	A	Okl ahoma St.	72 85	11	A	Texas	65 92	103	A	Iowa St.	75 52
57	A	Okl ahoma St.	72 85	33	H	Okl ahoma	62 58	33	H	Okl ahoma	62 58				
5	H	Bayl or	53 85												
252	A	Texas Tech	72 60												
91	H	Kansas St.	87 70												

Non-Div I Games:

TCU

Average RPI Win: 210
Average RPI Loss: 76

DIV. I ONLY	12- 19	235	3- 7	71	77	181	181	7	7
DIV. I NON-CONF.	8- 5	111	0- 0	174	98	173	173	7	7
TOTALS	RPI 1-25	RPI 26-50	W-L RECORDS	RPI 51-100	RPI 101-999	RPI 201+			
12- 19	0- 5	0- 5	OVERALL	1- 2	11- 7	5- 1			
8- 11	0- 3	0- 3	HOME	1- 2	7- 3	3- 0			
3- 7	0- 1	0- 0	AWAY	0- 0	3- 1	2- 0			
1- 1	0- 0	0- 1	NEUTRAL	0- 0	1- 0	0- 0			
8- 5	0- 1	0- 2	NON-CONFERENCE	1- 1	7- 1	4- 0			
6- 5	0- 1	0- 2	HOME	1- 1	5- 1	2- 0			
2- 0	0- 0	0- 0	AWAY	0- 0	2- 0	2- 0			
0- 0	0- 0	0- 0	NEUTRAL	0- 0	0- 0	0- 0			
4- 14	0- 4	0- 3	CONFERENCE	0- 1	4- 6	1- 1			
2- 6	0- 2	0- 1	HOME	0- 1	2- 2	1- 0			
1- 7	0- 2	0- 1	AWAY	0- 0	1- 4	0- 1			
1- 1	0- 0	0- 1	NEUTRAL	0- 0	1- 0	0- 0			

RPI 1-25				RPI 26-50				RPI 51-100				RPI 101+				Team's RPI: 181	
RPI	S	Opponent	Score	RPI	S	Opponent	Score	RPI	S	Opponent	Score	RPI	S	Opponent	Score		
2	A	UConn	45 106	28	H	Villanova	65 69	51	H	Harvard	86 64	111	A	Cincinnati	72 80		
2	H	UConn	57 113	39	H	Rutgers	67 84	61	H	Penn	59 74	111	H	Cincinnati	52 70		
12	H	South Carolina	60 87	43	A	UCF	46 76	77	H	Houston	75 99	122	A	Tulane	65 69		
14	A	South Fla.	60 76	43	H	UCF	57 64					136	H	Saint Joseph's	69 66		
14	H	South Fla.	73 89	43	N	UCF	70 77					148	A	Wichita St.	81 88		
												148	N	Wichita St.	72 59		
												158	H	Marist	83 77		
												163	H	Ole Miss	48 64		
												182	H	Hampton	65 56		
												189	H	Memphis	78 83		
												193	A	East Carolina	65 64		
												194	H	Tulsa	76 75		
												213	A	SMU	56 60		
												213	H	SMU	55 52		
												246	A	La Salle	69 52		
												328	H	Wagner	70 36		
												332	H	Delaware St.	96 72		
												340	A	Lona	59 54		
LAST 12 Division I GAMES:																	
				43	N	UCF	70 77	148	A	Wichita St.	81 88						
				148	N	Wichita St.	72 59	43	H	UCF	57 64						
				189	H	Memphis	78 83	122	A	Tulane	65 69						
				193	A	East Carolina	65 64	194	H	Tulsa	76 75						
				111	H	Cincinnati	52 70	213	A	SMU	56 60						
				2	A	UConn	45 106	14	A	South Fla.	60 76						

Templ e

Average RPI Win: 106		WON-LOST	WINNING	LAST 10	STRENGTH OF	OPP. STRENGTH	TEAM	ADJ.	CONF.	ADJ CONF.
Average RPI Loss: 25		RECORD	PCT. RANK	GAMES	SCHEDULE	OF SCHEDULE	RPI	RPI	RPI	RPI
DIV. I ONLY		24- 7	36	7- 3	8	8	9	9	2	2
DIV. I NON-CONF.		12- 1	6	0- 0	10	38	3	3	2	2

TOTALS		RPI 1-25	RPI 26-50		W-L RECORDS		RPI 51-100	RPI 101-999	RPI 201+	
24- 7	6- 5		1- 1	OVERALL	4- 1	13- 0	2- 0			
13- 2	3- 1		1- 0	HOME	1- 1	8- 0	1- 0			
7- 4	2- 3		0- 1	AWAY	1- 0	4- 0	1- 0			
4- 1	1- 1		0- 0	NEUTRAL	2- 0	1- 0	0- 0			
12- 1	3- 1		0- 0	NON-CONFERENCE	3- 0	6- 0	2- 0			
7- 0	1- 0		0- 0	HOME	1- 0	5- 0	1- 0			
2- 1	1- 1		0- 0	AWAY	0- 0	1- 0	1- 0			
3- 0	1- 0		0- 0	NEUTRAL	2- 0	0- 0	0- 0			
12- 6	3- 4		1- 1	CONFERENCE	1- 1	7- 0	0- 0			
6- 2	2- 1		1- 0	HOME	0- 1	3- 0	0- 0			
5- 3	1- 2		0- 1	AWAY	1- 0	3- 0	0- 0			
1- 1	0- 1		0- 0	NEUTRAL	0- 0	1- 0	0- 0			

RPI	S	Opponent	Score
1	A	Notre Dame	70 84
4	H	Mississippi St.	52 71
11	H	Texas	82 75
12	A	South Carolina	86 70
12	H	South Carolina	65 46
12	N	South Carolina	62 73
13	A	Stanford	83 71
15	A	Texas A&M	76 79
15	H	Texas A&M	82 67
22	A	Missouri	73 77
24	N	Marquette	101 99

RPI	S	Opponent	Score
26	H	Georgia	62 46
27	A	LSU	59 70

RPI	S	Opponent	Score
57	N	Oklahoma St.	79 69
62	N	South Dakota	69 49
64	H	James Madison	89 60
86	A	Kentucky	63 49
94	H	Alabama	63 72

RPI	S	Opponent	Score
101	H	Auburn	70 59
101	N	Auburn	64 61
109	H	ETSU	87 49
126	H	Central Ark.	77 34
146	A	Arkansas	90 85
148	H	Wichita St.	68 56
150	A	Vanderbilt	74 64
150	H	Vanderbilt	86 73
163	H	Ole Miss	75 66
175	A	Florida	70 42
180	H	Troy	131 69
297	A	Long Beach St.	90 61
316	H	Alabama St.	104 51

LAST 12 Division I GAMES:

12	N	South Carolina	62 73	26	H	Georgia	62 46
101	N	Auburn	64 61	146	A	Arkansas	90 85
12	H	South Carolina	65 46	150	A	Vanderbilt	74 64
175	A	Florida	70 42	15	H	Texas A&M	82 67
22	A	Missouri	73 77	27	A	LSU	59 70
94	H	Alabama	63 72	163	H	Ole Miss	75 66

Non-Div I Games:

Tennessee

Average RPI Win: 309		WON-LOST	WINNING	LAST 10	STRENGTH OF		OPP. STRENGTH	TEAM	ADJ.	CONF.	ADJ CONF.
Loss: 189		RECORD	PCT. RANK	GAMES	SCHEDULE		OF SCHEDULE	RPI	RPI	RPI	RPI
DIV. I ONLY		5- 21	323	3- 7	244		297	329	329	25	25
DIV. I NON-CONF.		1- 7	310	0- 0	150		297	313	313	27	27
TOTALS		RPI 1-25	RPI 26-50	W-L RECORDS		RPI 51-100	RPI 101-999	RPI 201+			
5- 21	0- 1		0- 1	OVERALL		0- 2	5- 17	5- 8			
4- 10	0- 0		0- 1	HOME		0- 1	4- 8	4- 4			
1- 11	0- 1		0- 0	AWAY		0- 1	1- 9	1- 4			
0- 0	0- 0		0- 0	NEUTRAL		0- 0	0- 0	0- 0			
1- 7	0- 1		0- 1	NON-CONFERENCE		0- 0	1- 5	1- 3			
1- 4	0- 0		0- 1	HOME		0- 0	1- 3	1- 2			
0- 3	0- 1		0- 0	AWAY		0- 0	0- 2	0- 1			
0- 0	0- 0		0- 0	NEUTRAL		0- 0	0- 0	0- 0			
4- 14	0- 0		0- 0	CONFERENCE		0- 2	4- 12	4- 5			
3- 6	0- 0		0- 0	HOME		0- 1	3- 5	3- 2			
1- 8	0- 0		0- 0	AWAY		0- 1	1- 7	1- 3			
0- 0	0- 0		0- 0	NEUTRAL		0- 0	0- 0	0- 0			

RPI 1-25				RPI 26-50				RPI 51-100				RPI 101+				Team's RPI: 329	
RPI	S	Opponent	Score	RPI	S	Opponent	Score	RPI	S	Opponent	Score	RPI	S	Opponent	Score		
3	A	Louisville	56 95	34	H	Ball St.	65 85	58	A	Belmont	42 84	155	A	UT Martin	68 80		
								58	H	Belmont	70 87	161	A	Jacksonville St.	61 62		
												161	H	Jacksonville St.	56 75		
												162	A	SIUE	63 74		
												162	H	SIUE	76 88		
												180	H	Troy	66 95		
												189	A	Memphis	75 79		
												191	A	Morehead St.	81 97		
												191	H	Morehead St.	69 71		
												208	A	Arkansas St.	62 68		
												231	A	Southeast Mo. St.	66 71		
												248	H	Austin Peay	59 75		
												261	H	Lipscomb	71 64		
												294	H	Murray St.	73 85		
												311	A	Tennessee Tech	65 68		
												311	H	Tennessee Tech	76 66		
												313	H	Marshall	65 71		
												314	A	Eastern Ky.	59 58		
												314	H	Alabama A&M	75 77		
												314	H	Eastern Ky.	69 58		
												345	A	Eastern Ill.	59 66		
												345	H	Eastern Ill.	86 68		
LAST 12 Division I GAMES:																	
				58	A	Belmont	42 84	314	A	Eastern Ky.	59 58						
				311	A	Tennessee Tech	65 68	191	A	Morehead St.	81 97						
				314	H	Eastern Ky.	69 58	345	H	Eastern Ill.	86 68						
				191	H	Morehead St.	69 71	162	H	SIUE	76 88						
				161	A	Jacksonville St.	61 62	294	H	Murray St.	73 85						
				58	H	Belmont	70 87	248	H	Austin Peay	59 75						

Non-Div I Games:	Fisk	93	48
------------------	------	----	----

Tennessee St.

■ Loss, ■ Non-Conf, S Site, H Home A Away N Neutral

Average RPI Win: 285	WON-LOST RECORD	WINNING PCT. RANK	LAST 10 GAMES	STRENGTH OF SCHEDULE	OPP. STRENGTH OF SCHEDULE	TEAM RPI	ADJ. RPI	CONF. RPI	ADJ. CONF. RPI
Average RPI Loss: 177									
DIV. I ONLY	5- 22	324	3- 7	186	287	311	311	25	25
DIV. I NON-CONF.	1- 8	313	0- 0	76	192	275	275	27	27

TOTALS	RPI 1-25	RPI 26-50	W-L RECORDS	RPI 51-100	RPI 101-999	RPI 201+			
5- 22	0- 0	0- 1	OVERALL	0- 5	5- 16	4- 8			
3- 10	0- 0	0- 0	HOME	0- 2	3- 8	3- 4			
2- 12	0- 0	0- 1	AWAY	0- 3	2- 8	1- 4			
0- 0	0- 0	0- 0	NEUTRAL	0- 0	0- 0	0- 0			
1- 8	0- 0	0- 1	NON-CONFERENCE	0- 3	1- 4	1- 1			
1- 3	0- 0	0- 0	HOME	0- 1	1- 2	1- 1			
0- 5	0- 0	0- 1	AWAY	0- 2	0- 2	0- 0			
0- 0	0- 0	0- 0	NEUTRAL	0- 0	0- 0	0- 0			
4- 14	0- 0	0- 0	CONFERENCE	0- 2	4- 12	3- 7			
2- 7	0- 0	0- 0	HOME	0- 1	2- 6	2- 3			
2- 7	0- 0	0- 0	AWAY	0- 1	2- 6	1- 4			
0- 0	0- 0	0- 0	NEUTRAL	0- 0	0- 0	0- 0			

RPI 1-25	RPI 26-50	RPI 51-100	RPI 101+	Team's RPI: 311
RPI S Opponent Score	RPI S Opponent Score	RPI S Opponent Score	RPI S Opponent Score	Score
	26 A Georgia 48 56	58 A Belmont 59 78	102 A Middle Tenn. 44 58	
		58 H Belmont 60 68	109 A ETSU 55 74	
		76 H IUPUI 54 68	137 H Radford 41 60	
		86 A Kentucky 54 82	155 H UT Martin 51 67	
		92 A Wright St. 59 82	161 A Jacksonville St. 60 58	
			161 H Jacksonville St. 59 73	
			162 A SIUE 58 65	
			191 A Morehead St. 51 53	
			191 H Morehead St. 67 74	
			231 H Southeast Mo. St. 66 70	
			248 A Austin Peay 52 53	
			248 H Austin Peay 63 59	
			261 H Lipscomb 57 61	
			294 A Murray St. 73 80	
			294 H Murray St. 63 72	
			314 A Eastern Ky. 53 55	
			314 H Eastern Ky. 68 76	
			329 A Tennessee St. 66 76	
			329 H Tennessee St. 68 65	
			343 H Winthrop 70 41	
			345 A Eastern Ill. 60 57	
LAST 12 Division I GAMES:				
	161 H Jacksonville St. 59 73	345 A Eastern Ill. 60 57		
	329 H Tennessee St. 68 65	162 A SIUE 58 65		
	294 A Murray St. 73 80	155 H UT Martin 51 67		
	248 A Austin Peay 52 53	231 H Southeast Mo. St. 66 70		
	58 H Belmont 60 68	191 A Morehead St. 51 53		
	161 A Jacksonville St. 60 58	314 A Eastern Ky. 53 55		

Non-Div I Games: Cumberland (TN) 83 52 Tenn. Wesleyan 84 66

Tennessee Tech

Average RPI Win: 126

Average RPI Loss: 18

WON-LOST
RECORDWINNING
PCT. RANKLAST 10
GAMESSTRENGTH OF
SCHEDULEOPP. STRENGTH
OF SCHEDULETEAM
RPIADJ.
RPICONF.
RPIADJ CONF.
RPIDIV. I ONLY
DIV. I NON-CONF.26- 5
9- 213
339- 1
0- 026
529
1411
2511
254
54
5

TOTALS

RPI 1-25

RPI 26-50

W-L RECORDS

RPI 51-100

RPI 101-999

RPI 201+

26- 5

1- 4

4- 0

OVERALL

8- 1

13- 0

5- 0

14- 2

1- 2

1- 0

HOME

4- 0

8- 0

4- 0

8- 3

0- 2

2- 0

AWAY

3- 1

3- 0

1- 0

4- 0

0- 0

1- 0

NEUTRAL

1- 0

2- 0

0- 0

9- 2

1- 2

2- 0

NON-CONFERENCE

0- 0

6- 0

3- 0

6- 1

1- 1

0- 0

HOME

0- 0

5- 0

3- 0

1- 1

0- 1

1- 0

AWAY

0- 0

0- 0

0- 0

2- 0

0- 0

1- 0

NEUTRAL

0- 0

1- 0

0- 0

17- 3

0- 2

2- 0

CONFERENCE

8- 1

7- 0

2- 0

8- 1

0- 1

1- 0

HOME

4- 0

3- 0

1- 0

7- 2

0- 1

1- 0

AWAY

3- 1

3- 0

1- 0

2- 0

0- 0

0- 0

NEUTRAL

1- 0

1- 0

0- 0

RPI 1-25

Team's RPI: 11

RPI 26-50

RPI 51-100

RPI 101+

RPI	S	Opponent	Score
2	H	UConn	71 75
5	A	Bayl or	56 81
5	H	Bayl or	87 93
8	H	Fl ori da St.	87 72
9	A	Tennessee	75 82

RPI	S	Opponent	Score
26	A	Georgi a	81 53
27	N	LSU	75 66
33	A	Okl ahoma	88 78
33	H	Okl ahoma	79 66

RPI	S	Opponent	Score
57	A	Okl ahoma St.	77 62
57	H	Okl ahoma St.	84 79
63	A	West Vi rgi ni a	73 55
63	H	West Vi rgi ni a	79 58
63	N	West Vi rgi ni a	68 55
69	A	TCU	77 79
69	H	TCU	92 65
91	A	Kansas St.	75 64
91	H	Kansas St.	76 54

RPI	S	Opponent	Score
103	A	Iowa St.	72 59
103	H	Iowa St.	87 55
103	N	Iowa St.	81 69
124	H	Loui si ana Tech	88 54
184	A	Kansas	55 41
184	H	Kansas	79 62
199	H	Stetson	95 59
200	N	Washing ton	92 68
252	A	Texas Tech	90 39
252	H	Texas Tech	87 72
265	H	UTSA	120 70
277	H	McNeese	100 34
336	H	Northwestern St.	68 44

LAST 12 Di vi si on I GAMES:

63	N	West Vi rgi ni a	68	55	252	H	Texas Tech	87	72
103	N	Iowa St.	81	69	91	H	Kansas St.	76	54
33	H	Okl ahoma	79	66	63	A	West Vi rgi ni a	73	55
103	A	Iowa St.	72	59	69	H	TCU	92	65
5	H	Bayl or	87	93	184	A	Kansas	55	41
57	A	Okl ahoma St.	77	62	103	H	Iowa St.	87	55

Non-Di v I Games:

Texas

Loss, Non-Conf, S Site, H Home A Away N Neutral

Average RPI Win:	293	WON-LOST	WINNING	LAST 10	STRENGTH OF	OPP. STRENGTH	TEAM	ADJ.	CONF.	ADJ CONF.
Average RPI Loss:	208	RECORD	PCT. RANK	GAMES	SCHEDULE	OF SCHEDULE	RPI	RPI	RPI	RPI
DIV. I ONLY	16- 11	116	7- 3	342	343	221	221	32	32	
DIV. I NON-CONF.	3- 6	239	0- 0	304	255	264	264	32	32	

TOTALS	RPI 1-25	RPI 26-50	W-L RECORDS	RPI 51-100	RPI 101-999	RPI 201+				
16- 11	0- 0	0- 0	OVERALL	0- 0	16- 11	15- 5				
7- 3	0- 0	0- 0	HOME	0- 0	7- 3	7- 1				
7- 8	0- 0	0- 0	AWAY	0- 0	7- 8	6- 4				
2- 0	0- 0	0- 0	NEUTRAL	0- 0	2- 0	2- 0				
3- 6	0- 0	0- 0	NON-CONFERENCE	0- 0	3- 6	3- 1				
0- 1	0- 0	0- 0	HOME	0- 0	0- 1	0- 0				
1- 5	0- 0	0- 0	AWAY	0- 0	1- 5	1- 1				
2- 0	0- 0	0- 0	NEUTRAL	0- 0	2- 0	2- 0				
13- 5	0- 0	0- 0	CONFERENCE	0- 0	13- 5	12- 4				
7- 2	0- 0	0- 0	HOME	0- 0	7- 2	7- 1				
6- 3	0- 0	0- 0	AWAY	0- 0	6- 3	5- 3				
0- 0	0- 0	0- 0	NEUTRAL	0- 0	0- 0	0- 0				

RPI 1-25				RPI 26-50				RPI 51-100				RPI 101+				Team's RPI: 221
RPI	S	Opponent	Score	RPI	S	Opponent	Score	RPI	S	Opponent	Score	RPI	S	Opponent	Score	
												108	A	Wake Forest	56	73
												138	H	Texas St.	56	70
												163	A	Ole Miss	58	73
												176	A	UTEP	55	65
												179	A	Southern U.	66	60
												179	H	Southern U.	57	67
												184	A	Kansas	37	72
												209	N	New Mexico St.	66	50
												222	A	New Orleans	69	72
												232	A	Grambling	73	63
												232	H	Grambling	66	56
												245	A	Prairie View	48	65
												245	H	Prairie View	56	61
												290	A	Alcorn	52	54
												290	H	Alcorn	91	57
												296	A	Jackson St.	77	74
												296	H	Jackson St.	71	66
												314	A	Alabama A&M	55	49
												314	H	Alabama A&M	60	43
												316	A	Alabama St.	71	39
												316	H	Alabama St.	76	48
												333	A	Ark. -Pine Bluff	59	61
												333	H	Ark. -Pine Bluff	58	52
												335	A	Sam Houston St.	77	58
												336	N	Northwestern St.	56	43
												341	A	Mississippi Val.	72	53
												341	H	Mississippi Val.	55	39
LAST 12 Division I GAMES:																
				290	A	Alcorn	52	54				232	H	Grambling	66	56
				179	A	Southern U.	66	60				296	H	Jackson St.	71	66
				316	H	Alabama St.	76	48				245	A	Prairie View	48	65
				314	H	Alabama A&M	60	43				316	A	Alabama St.	71	39
				333	A	Ark. -Pine Bluff	59	61				314	A	Alabama A&M	55	49
				341	A	Mississippi Val.	72	53				333	H	Ark. -Pine Bluff	58	52

Non-Div I Games: Paul Quinn 85 59 Wiley 74 36

Texas Southern

■ Loss,
 ■ Non-Conf, S Site,
 ■ Home
 ■ Away
 N Neutral

Average RPI Win:	256	WON-LOST	WINNING	LAST 10	STRENGTH OF	OPP. STRENGTH	TEAM	ADJ.	CONF.	ADJ CONF.
Average RPI Loss:	141	RECORD	PCT. RANK	GAMES	SCHEDULE	OF SCHEDULE	RPI	RPI	RPI	RPI
DIV. I ONLY	21- 8	57	9- 1	326	228	138	138	22	22	
DIV. I NON-CONF.	7- 4	102	0- 0	266	246	142	142	23	23	

TOTALS	RPI 1-25	RPI 26-50	W-L RECORDS	RPI 51-100	RPI 101-999	RPI 201+				
21- 8	0- 0	0- 0	OVERALL	0- 3	21- 5	16- 1				
11- 2	0- 0	0- 0	HOME	0- 1	11- 1	7- 0				
10- 5	0- 0	0- 0	AWAY	0- 0	10- 0	9- 0				
0- 1	0- 0	0- 0	NEUTRAL	0- 0	0- 1	0- 0				
7- 4	0- 0	0- 0	NON-CONFERENCE	0- 2	7- 2	6- 0				
3- 1	0- 0	0- 0	HOME	0- 1	3- 0	2- 0				
4- 2	0- 0	0- 0	AWAY	0- 1	4- 1	4- 0				
0- 1	0- 0	0- 0	NEUTRAL	0- 0	0- 1	0- 0				
14- 4	0- 0	0- 0	CONFERENCE	0- 1	14- 3	10- 1				
8- 1	0- 0	0- 0	HOME	0- 0	8- 1	5- 0				
6- 3	0- 0	0- 0	AWAY	0- 1	6- 2	5- 1				
0- 0	0- 0	0- 0	NEUTRAL	0- 0	0- 0	0- 0				

RPI 1-25				RPI 26-50				RPI 51-100				RPI 101+ Team's RPI: 138					
RPI	S	Opponent	Score	RPI	S	Opponent	Score	RPI	S	Opponent	Score	RPI	S	Opponent	Score		
								69	A	TCU	58	82	131	N	Bethune-Cookman	56	62
								77	H	Houston	67	72	141	H	Fresno St.	76	59
								95	A	Little Rock	48	63	159	A	Louisiana	56	53
												159	H	Louisiana	58	65	
												165	H	South Ala.	78	63	
												167	A	UT Arlington	59	61	
												167	H	UT Arlington	75	58	
												180	H	Troy	83	75	
												199	A	Stetson	54	61	
												208	A	Arkansas St.	67	55	
												221	A	Texas Southern	70	56	
												228	A	Coastal Caro.	64	65	
												228	H	Coastal Caro.	78	69	
												245	H	Prairie View	84	57	
												252	A	Texas Tech	87	70	
												265	H	UTSA	91	38	
												274	A	Appalachian St.	69	54	
												274	H	Appalachian St.	92	50	
												306	A	Georgia St.	83	63	
												306	H	Georgia St.	62	40	
												312	A	Incarnate Word	74	33	
												327	A	Ga. Southern	81	56	
												327	H	Ga. Southern	60	51	
												335	A	Sam Houston St.	73	41	
												337	A	La. -Monroe	81	45	
												337	H	La. -Monroe	86	52	
LAST 12 Division I GAMES:																	
				167	H	UT Arlington	75	58				274	H	Appalachian St.	92	50	
				327	H	Ga. Southern	60	51				228	H	Coastal Caro.	78	69	
				306	H	Georgia St.	62	40				306	A	Georgia St.	83	63	
				337	A	La. -Monroe	81	45				327	A	Ga. Southern	81	56	
				159	A	Louisiana	56	53				159	H	Louisiana	58	65	
				167	A	UT Arlington	59	61				337	H	La. -Monroe	86	52	

Non-Div I Games:

Texas St.

Average RPI Win:	296	WON-LOST	WINNING	LAST 10	STRENGTH OF	OPP. STRENGTH	TEAM	ADJ.	CONF.	ADJ CONF.
Average RPI Loss:	65	RECORD	PCT. RANK	GAMES	SCHEDULE	OF SCHEDULE	RPI	RPI	RPI	RPI
DIV. I ONLY	7- 23	305	0- 10	82	68	252	252	4	4	
DIV. I NON-CONF.	6- 5	153	0- 0	256	313	252	252	5	5	

TOTALS	RPI 1-25	RPI 26-50	W-L RECORDS	RPI 51-100	RPI 101-999	RPI 201+				
7- 23	0- 5	0- 3	OVERALL	0- 10	7- 5	6- 0				
6- 12	0- 3	0- 2	HOME	0- 4	6- 3	6- 0				
1- 10	0- 2	0- 1	AWAY	0- 6	1- 1	0- 0				
0- 1	0- 0	0- 0	NEUTRAL	0- 0	0- 1	0- 0				
6- 5	0- 1	0- 1	NON-CONFERENCE	0- 2	6- 1	6- 0				
6- 3	0- 1	0- 1	HOME	0- 0	6- 1	6- 0				
0- 2	0- 0	0- 0	AWAY	0- 2	0- 0	0- 0				
0- 0	0- 0	0- 0	NEUTRAL	0- 0	0- 0	0- 0				
1- 18	0- 4	0- 2	CONFERENCE	0- 8	1- 4	0- 0				
0- 9	0- 2	0- 1	HOME	0- 4	0- 2	0- 0				
1- 8	0- 2	0- 1	AWAY	0- 4	1- 1	0- 0				
0- 1	0- 0	0- 0	NEUTRAL	0- 0	0- 1	0- 0				

RPI 1-25				RPI 26-50				RPI 51-100				RPI 101+ Team's RPI: 252			
RPI	S	Opponent	Score	RPI	S	Opponent	Score	RPI	S	Opponent	Score	RPI	S	Opponent	Score
5	A	Bayl or	49 97	27	H	LSU	40 48	57	A	Okl ahoma St.	62 80	103	A	Iowa St.	57 69
5	H	Bayl or	44 90	33	A	Okl ahoma	61 79	57	H	Okl ahoma St.	57 98	103	H	Iowa St.	54 66
11	A	Texas	72 87	33	H	Okl ahoma	52 73	63	A	West Vi rgi ni a	52 82	103	N	Iowa St.	49 74
11	H	Texas	39 90					63	H	West Vi rgi ni a	60 74	138	H	Texas St.	70 87
15	H	Texas A&M	56 90					69	A	TCU	72 93	184	A	Kansas	68 56
								69	H	TCU	60 72	184	H	Kansas	47 60
								77	A	Houston	75 79	245	H	Prai ri e Vi ew	89 60
								82	A	New Mexico	56 90	309	H	UTRGV	80 64
								91	A	Kansas St.	69 83	312	H	Incarnate Word	80 54
								91	H	Kansas St.	63 86	333	H	Ark. -Pi ne Bl uff	74 47
												339	H	Fl ori da A&M	82 63
												348	H	UMass Lowell	93 65
LAST 12 Di vi si on I GAMES:															
103	N	Iowa St.	49 74	63	H	West Vi rgi ni a	60 74								
91	H	Kansas St.	63 86	91	A	Kansas St.	69 83								
33	A	Okl ahoma	61 79	5	H	Bayl or	44 90								
69	H	TCU	60 72	57	A	Okl ahoma St.	62 80								
103	A	Iowa St.	57 69	63	A	West Vi rgi ni a	52 82								
11	A	Texas	72 87	11	H	Texas	39 90								

Non-Di v I Games:

Texas Tech

Average RPI Win: 252	WON-LOST RECORD	WINNING PCT. RANK	LAST 10 GAMES	STRENGTH OF SCHEDULE	OPP. STRENGTH OF SCHEDULE	TEAM RPI	ADJ. RPI	CONF. RPI	ADJ CONF. RPI
Average RPI Loss: 145									
DIV. I ONLY	9- 20	270	1- 9	216	176	270	270	10	10
DIV. I NON-CONF.	5- 6	187	0- 0	325	305	276	276	12	12

TOTALS	RPI 1-25	RPI 26-50	W-L RECORDS	RPI 51-100	RPI 101-999	RPI 201+			
9- 20	0- 0	0- 4	OVERALL	0- 3	9- 13	7- 6			
5- 9	0- 0	0- 2	HOME	0- 2	5- 5	4- 2			
3- 10	0- 0	0- 2	AWAY	0- 1	3- 7	2- 4			
1- 1	0- 0	0- 0	NEUTRAL	0- 0	1- 1	1- 0			
5- 6	0- 0	0- 0	NON-CONFERENCE	0- 1	5- 5	4- 3			
3- 2	0- 0	0- 0	HOME	0- 1	3- 1	2- 1			
1- 3	0- 0	0- 0	AWAY	0- 0	1- 3	1- 2			
1- 1	0- 0	0- 0	NEUTRAL	0- 0	1- 1	1- 0			
4- 14	0- 0	0- 4	CONFERENCE	0- 2	4- 8	3- 3			
2- 7	0- 0	0- 2	HOME	0- 1	2- 4	2- 1			
2- 7	0- 0	0- 2	AWAY	0- 1	2- 4	1- 2			
0- 0	0- 0	0- 0	NEUTRAL	0- 0	0- 0	0- 0			

RPI S Opponent	Score	RPI S Opponent	Score	RPI S Opponent	Score	RPI S Opponent	Score	Team's RPI: 270
46 A Drexel	53 78	64 A James Madison	45 69	114 A Delaware	49 51			
46 H Drexel	54 62	64 H James Madison	55 64	114 H Delaware	55 81			
47 A El on	61 84	79 H George Washington	43 66	136 H Saint Joseph's	90 66			
47 H El on	45 71			137 N Radford	66 69			
				139 A Northeastern	61 79			
				139 H Northeastern	61 70			
				152 A William & Mary	67 66			
				152 H William & Mary	63 75			
				183 A Pittsburgh	63 81			
				202 A Norfolk St.	76 86			
				235 A Loyol a Maryland	76 67			
				243 A Hofstra	72 83			
				243 H Hofstra	73 72			
				258 A UNCW	53 64			
				258 H UNCW	72 71			
				263 A Col. of Charleston	83 58			
				263 H Col. of Charleston	67 80			
				275 A Massachusetts	49 72			
				287 H Col gate	61 65			
				323 H UMBC	95 64			
				328 H Wagner	64 42			
				333 N Ark. -Pi ne Bluff	70 44			
LAST 12 Division I GAMES:								
114 H Delaware	55 81	243 H Hofstra	73 72					
258 A UNCW	53 64	152 H William & Mary	63 75					
46 H Drexel	54 62	46 A Drexel	53 78					
243 A Hofstra	72 83	47 H El on	45 71					
139 A Northeastern	61 79	263 A Col. of Charleston	83 58					
64 H James Madison	55 64	47 A El on	61 84					

Non-Div I Games:

Towson

Average RPI Win:	247	WON-LOST	WINNING	LAST 10	STRENGTH OF	OPP. STRENGTH	TEAM	ADJ.	CONF.	ADJ CONF.
Average RPI Loss:	162	RECORD	PCT. RANK	GAMES	SCHEDULE	OF SCHEDULE	RPI	RPI	RPI	RPI
DIV. I ONLY	15- 12	135	8- 2	316	182	180	180	22	22	
DIV. I NON-CONF.	3- 6	239	0- 0	229	64	200	200	23	23	

TOTALS	RPI 1-25	RPI 26-50	W-L RECORDS	RPI 51-100	RPI 101-999	RPI 201+				
15- 12	0- 1	0- 0	OVERALL	2- 0	13- 11	10- 3				
9- 1	0- 0	0- 0	HOME	2- 0	7- 1	5- 1				
6- 10	0- 1	0- 0	AWAY	0- 0	6- 9	5- 2				
0- 1	0- 0	0- 0	NEUTRAL	0- 0	0- 1	0- 0				
3- 6	0- 1	0- 0	NON-CONFERENCE	1- 0	2- 5	2- 0				
1- 0	0- 0	0- 0	HOME	1- 0	0- 0	0- 0				
2- 5	0- 1	0- 0	AWAY	0- 0	2- 4	2- 0				
0- 1	0- 0	0- 0	NEUTRAL	0- 0	0- 1	0- 0				
12- 6	0- 0	0- 0	CONFERENCE	1- 0	11- 6	8- 3				
8- 1	0- 0	0- 0	HOME	1- 0	7- 1	5- 1				
4- 5	0- 0	0- 0	AWAY	0- 0	4- 5	3- 2				
0- 0	0- 0	0- 0	NEUTRAL	0- 0	0- 0	0- 0				

RPI 1-25				RPI 26-50				RPI 51-100				RPI 101+				Team's RPI: 180
RPI	S	Opponent	Score	RPI	S	Opponent	Score	RPI	S	Opponent	Score	RPI	S	Opponent	Score	
9	A	Tennessee	69 131					95	H	Little Rock	76 70	102	A	Middle Tenn.	57 73	
								99	H	Jacksonville	89 88	122	A	Tulane	75 106	
												138	A	Texas St.	75 83	
												156	A	Samford	73 80	
												156	N	Samford	76 82	
												159	A	Louisiana	62 55	
												159	H	Louisiana	72 53	
												163	A	Ole Miss	93 96	
												165	A	South Ala.	68 79	
												165	H	South Ala.	82 71	
												167	A	UT Arlington	57 76	
												208	H	Arkansas St.	95 78	
												228	A	Coastal Caro.	71 84	
												228	H	Coastal Caro.	92 97	
												274	A	Appalachian St.	93 64	
												274	H	Appalachian St.	81 74	
												306	A	Georgia St.	78 85	
												306	H	Georgia St.	90 86	
												316	A	Alabama St.	93 63	
												327	A	Ga. Southern	95 80	
												327	H	Ga. Southern	88 47	
												329	A	Tennessee St.	95 66	
												337	A	La.-Monroe	86 79	
												337	H	La.-Monroe	94 62	
LAST 12 Division I GAMES:																
327	A	Ga. Southern	95 80	95	H	Little Rock	76 70									
306	A	Georgia St.	78 85	208	H	Arkansas St.	95 78									
337	H	La.-Monroe	94 62	165	H	South Ala.	82 71									
159	H	Louisiana	72 53	159	A	Louisiana	62 55									
274	A	Appalachian St.	93 64	337	A	La.-Monroe	86 79									
228	A	Coastal Caro.	71 84	228	H	Coastal Caro.	92 97									

Non-Div I Games: Montevallo 130 50 Stillman 89 62

Troy

T
u
l
a
n
e

Tulane				Through Games Of March 4, 2018							
Average RPI	Win:	187	WON-LOST	WINNING	LAST 10	STRENGTH OF	OPP. STRENGTH	TEAM	ADJ.	CONF.	ADJ CONF.
Average RPI	Loss:	71	RECORD	PCT. RANK	GAMES	SCHEDULE	OF SCHEDULE	RPI	RPI	RPI	RPI
DIV. I ONLY			14- 17	207	3- 7	48	75	122	122	7	7
DIV. I NON-CONF.			8- 5	111	0- 0	95	107	88	88	7	7

TOTALS		RPI 1-25		RPI 26-50		W-L RECORDS		RPI 51-100	RPI 101-999	RPI 201+	
14- 17		0- 6		0- 3		OVERALL		1- 2	13- 6	4- 1	
9- 5		0- 2		0- 1		HOME		0- 1	9- 1	2- 0	
3- 9		0- 0		0- 0		AWAY		1- 0	2- 0	1- 0	
2- 3		0- 1		0- 1		NEUTRAL		0- 0	2- 1	1- 0	
8- 5		0- 1		0- 2		NON-CONFERENCE		1- 0	7- 2	3- 1	
5- 1		0- 0		0- 1		HOME		0- 0	5- 0	1- 0	
2- 2		0- 1		0- 0		AWAY		1- 0	1- 1	1- 1	
1- 2		0- 0		0- 1		NEUTRAL		0- 0	1- 1	1- 0	
6- 12		0- 5		0- 1		CONFERENCE		0- 2	6- 4	1- 0	
4- 4		0- 2		0- 0		HOME		0- 1	4- 1	1- 0	
1- 7		0- 2		0- 1		AWAY		0- 1	1- 3	0- 0	
1- 1		0- 1		0- 0		NEUTRAL		0- 0	1- 0	0- 0	

RPI 1-25				RPI 26-50				RPI 51-100				RPI 101+ Team's RPI: 122			
RPI	S	Opponent	Score	RPI	S	Opponent	Score	RPI	S	Opponent	Score	RPI	S	Opponent	Score
2	A	UConn	45 98	27	H	LSU	50 73	74	A	Maine	42 34	102	H	Middle Tenn.	62 44
2	H	UConn	47 91	32	N	Dayton	65 71	77	A	Houston	48 72	103	N	Iowa St.	64 67
2	N	UConn	56 82	43	A	UCF	51 59	77	H	Houston	92 98	111	A	Cincinnati	52 83
14	A	South Fla.	46 75									148	A	Wichita St.	70 81
14	H	South Fla.	53 63									148	H	Wichita St.	56 64
17	A	NC State	55 79									150	H	Vanderbilt	71 59
												176	H	UTEP	67 56
												180	H	Troy	106 75
												181	H	Temple	69 65
												189	A	Memphis	60 73
												189	N	Memphis	76 64
												193	H	East Carolina	64 58
												194	A	Tulsa	72 63
												194	H	Tulsa	70 39
												206	A	Southern Miss.	58 66
												213	H	SMU	52 46
												222	H	New Orleans	79 56
												269	N	San Diego St.	80 46
												277	A	McNeese	70 66

LAST 12 Division I GAMES:															
		2 N UConn	56 82			111 A Cincinnati	52 83								
		189 N Memphis	76 64			181 H Temple	69 65								
		213 H SMU	52 46			14 H South Fla.	53 63								
		148 A Wichita St.	70 81			77 A Houston	48 72								
		2 H UConn	47 91			2 A UConn	45 98								
		189 A Memphis	60 73			193 H East Carolina	64 58								

Non-Div I Games:

Tulane

Average RPI Win:	155	WON-LOST	WINNING	LAST 10	STRENGTH OF	OPP. STRENGTH	TEAM	ADJ.	CONF.	ADJ CONF.
Average RPI Loss:	130	RECORD	PCT. RANK	GAMES	SCHEDULE	OF SCHEDULE	RPI	RPI	RPI	RPI
DIV. I ONLY	10- 20	256	2- 8	67	103	194	194	7	7	
DIV. I NON-CONF.	6- 6	170	0- 0	54	318	121	121	7	7	

TOTALS	RPI 1-25	RPI 26-50	W-L RECORDS	RPI 51-100	RPI 101-999	RPI 201+				
10- 20	0- 2	0- 1	OVERALL	4- 2	6- 15	3- 2				
5- 9	0- 1	0- 1	HOME	1- 2	4- 5	3- 0				
3- 10	0- 1	0- 0	AWAY	2- 0	1- 9	0- 2				
2- 1	0- 0	0- 0	NEUTRAL	1- 0	1- 1	0- 0				
6- 6	0- 0	0- 0	NON-CONFERENCE	2- 2	4- 4	3- 1				
3- 3	0- 0	0- 0	HOME	0- 2	3- 1	3- 0				
2- 3	0- 0	0- 0	AWAY	2- 0	0- 3	0- 1				
1- 0	0- 0	0- 0	NEUTRAL	0- 0	1- 0	0- 0				
4- 14	0- 2	0- 1	CONFERENCE	2- 0	2- 11	0- 1				
2- 6	0- 1	0- 1	HOME	1- 0	1- 4	0- 0				
1- 7	0- 1	0- 0	AWAY	0- 0	1- 6	0- 1				
1- 1	0- 0	0- 0	NEUTRAL	1- 0	0- 1	0- 0				

RPI 1-25				RPI 26-50				RPI 51-100				RPI 101+				Team's RPI: 194
RPI	S	Opponent	Score	RPI	S	Opponent	Score	RPI	S	Opponent	Score	RPI	S	Opponent	Score	
2	A	UConn	60 78	43	H	UCF	44 47	53	H	American	67 72	111	A	Cincinnati	41 78	
14	H	South Fla.	57 71					58	H	Belmont	65 90	111	H	Cincinnati	64 51	
								62	A	South Dakota	64 61	111	N	Cincinnati	65 66	
								77	H	Houston	83 77	121	A	Saint Louis	66 77	
								77	N	Houston	98 72	122	A	Tulane	39 70	
								95	A	Little Rock	74 61	122	H	Tulane	63 72	
												146	A	Arkansas	41 67	
												148	A	Wichita St.	67 62	
												148	H	Wichita St.	59 70	
												157	N	Binghamton	60 55	
												170	H	Oral Roberts	41 53	
												181	A	Temple	75 76	
												189	A	Memphis	56 65	
												189	H	Memphis	48 69	
												193	A	East Carolina	67 73	
												193	H	East Carolina	57 59	
												208	H	Arkansas St.	68 58	
												213	A	SMU	70 74	
												224	A	North Texas	43 66	
												279	H	UMKC	76 52	
												333	H	Ark.-Pine Bluff	87 37	

LAST 12 Division I GAMES:																
111	N	Cincinnati	65 66	77	H	Houston	83 77	213	A	SMU	70 74					
77	N	Houston	98 72	181	A	Temple	75 76	14	H	South Fla.	57 71					
148	H	Wichita St.	59 70	43	H	UCF	44 47									
189	A	Memphis	56 65	122	A	Tulane	39 70									
193	H	East Carolina	57 59													
111	A	Cincinnati	41 78													

Non-Div I Games: Alas. Anchorage 53 59

Tulsa

Average RPI Win:	210	WON-LOST	WINNING	LAST 10	STRENGTH OF	OPP. STRENGTH	TEAM	ADJ.	CONF.	ADJ CONF.
Average RPI Loss:	145	RECORD	PCT. RANK	GAMES	SCHEDULE	OF SCHEDULE	RPI	RPI	RPI	RPI
DIV. I ONLY	22- 5	19	8- 2	226	199	81	81	18	18	
DIV. I NON-CONF.	9- 2	33	0- 0	314	202	109	109	20	20	

TOTALS	RPI 1-25	RPI 26-50	W-L RECORDS	RPI 51-100	RPI 101-999	RPI 201+				
22- 5	0- 0	0- 0	OVERALL	1- 1	21- 4	11- 1				
10- 3	0- 0	0- 0	HOME	1- 0	9- 3	5- 1				
11- 1	0- 0	0- 0	AWAY	0- 0	11- 1	6- 0				
1- 1	0- 0	0- 0	NEUTRAL	0- 1	1- 0	0- 0				
9- 2	0- 0	0- 0	NON-CONFERENCE	0- 1	9- 1	4- 0				
5- 0	0- 0	0- 0	HOME	0- 0	5- 0	3- 0				
3- 1	0- 0	0- 0	AWAY	0- 0	3- 1	1- 0				
1- 1	0- 0	0- 0	NEUTRAL	0- 1	1- 0	0- 0				
13- 3	0- 0	0- 0	CONFERENCE	1- 0	12- 3	7- 1				
5- 3	0- 0	0- 0	HOME	1- 0	4- 3	2- 1				
8- 0	0- 0	0- 0	AWAY	0- 0	8- 0	5- 0				
0- 0	0- 0	0- 0	NEUTRAL	0- 0	0- 0	0- 0				

RPI 1-25				RPI 26-50				RPI 51-100				RPI 101+			
RPI	S	Opponent	Score	RPI	S	Opponent	Score	RPI	S	Opponent	Score	RPI	S	Opponent	Score
								54	N	Indiana	63 71	102	A	Middle Tenn.	59 51
								56	H	Western Ky.	79 61	102	H	Middle Tenn.	65 58
												106	H	Rice	70 63
												124	A	Louisiana Tech	66 61
												124	H	Louisiana Tech	60 70
												154	H	Charlotte	71 80
												156	H	Samford	77 53
												165	A	South Ala.	78 66
												171	H	Southern Ill.	76 66
												176	A	UTEP	84 64
												189	A	Memphis	62 64
												195	A	High Point	77 61
												201	N	UC Santa Barbara	67 54
												206	H	Southern Miss.	63 80
												220	H	Fla. Atlantic	90 57
												224	A	North Texas	69 51
												224	H	North Texas	68 52
												265	A	UTSA	74 66
												274	A	Appalachian St.	70 59
												283	A	Old Dominion	74 61
												300	A	FIU	71 61
												313	A	Marshall	69 62
												314	H	Alabama A&M	85 58
												316	H	Alabama St.	61 44
												341	H	Mississippi Val.	87 72

								Team's RPI: 81							
								LAST 12 Division I GAMES:							
265	A	UTSA	74 66	313	A	Marshall	69 62								
224	A	North Texas	69 51	124	A	Louisiana Tech	66 61								
124	H	Louisiana Tech	60 70	176	A	UTEP	84 64								
102	H	Middle Tenn.	65 58	220	H	Fla. Atlantic	90 57								
154	H	Charlotte	71 80	300	A	FIU	71 61								
106	H	Rice	70 63	224	H	North Texas	68 52								

Non-Div I Games: Tuskegee 105 50 Miles 85 42

UAB

UC Davis				Through Games Of March 4, 2018							
Average RPI Win:		211	WON-LOST RECORD	WINNING PCT. RANK	LAST 10 GAMES	STRENGTH OF SCHEDULE	OPP. STRENGTH OF SCHEDULE	TEAM RPI	ADJ. RPI	CONF. RPI	ADJ CONF. RPI
Average RPI Loss:		127									
DIV. I ONLY			24- 5	16	8- 2	236	169	65	65	21	21
DIV. I NON-CONF.			10- 3	52	0- 0	160	73	60	60	19	19

TOTALS		RPI 1-25	RPI 26-50		W-L RECORDS		RPI 51-100	RPI 101-999	RPI 201+		
24- 5	0- 0	0- 2	OVERALL		1- 1		23- 2	12- 2			
13- 1	0- 0	0- 1	HOME		0- 0		13- 0	7- 0			
10- 4	0- 0	0- 1	AWAY		1- 1		9- 2	5- 2			
1- 0	0- 0	0- 0	NEUTRAL		0- 0		1- 0	0- 0			
10- 3	0- 0	0- 2	NON-CONFERENCE		1- 1		9- 0	4- 0			
5- 1	0- 0	0- 1	HOME		0- 0		5- 0	2- 0			
4- 2	0- 0	0- 1	AWAY		1- 1		3- 0	2- 0			
1- 0	0- 0	0- 0	NEUTRAL		0- 0		1- 0	0- 0			
14- 2	0- 0	0- 0	CONFERENCE		0- 0		14- 2	8- 2			
8- 0	0- 0	0- 0	HOME		0- 0		8- 0	5- 0			
6- 2	0- 0	0- 0	AWAY		0- 0		6- 2	3- 2			
0- 0	0- 0	0- 0	NEUTRAL		0- 0		0- 0	0- 0			

RPI 1-25			RPI 26-50			RPI 51-100			Team's RPI: 65	RPI 101+	
RPI S	Opponent	Score	RPI S	Opponent	Score	RPI S	Opponent	Score	RPI S	Opponent	Score
42	A Oregon St.	47 61	78	A Saint Mary's (CA)	74 50	112	H Washington St.	91 76	125	N Yale	71 61
43	H UCF	55 62	85	A Fordham	62 70	128	H San Francisco	72 55	129	H Portland St.	79 67
						140	A Cal Poly	80 76	140	H Cal Poly	85 77
						178	A Paci fic	90 58	185	A UC Irvine	76 67
						185	H UC Irvine	66 56	201	A UC Santa Barbara	68 61
						201	H UC Santa Barbara	69 63	216	A CSUN	71 75
						216	H CSUN	72 46	219	A Seattle U	79 53
						236	H Pepperdi ne	69 64	247	A UC Ri versi de	62 76
						247	H UC Ri versi de	74 63	251	A Hawai i	68 56
						251	H Hawai i	76 52	268	H Sacramento St.	79 72
						297	A Long Beach St.	83 71	297	H Long Beach St.	79 49
						319	A Cal St. Fullerton	67 55	319	H Cal St. Fullerton	67 53
						330	A Southern Utah	85 59			

LAST 12 Di vi si on I GAMES:											
247	A UC Ri versi de	62 76	140	H Cal Poly	85 77						
319	A Cal St. Fullerton	67 55	216	A CSUN	71 75						
185	H UC Irvine	66 56	297	A Long Beach St.	83 71						
251	A Hawai i	68 56	201	H UC Santa Barbara	69 63						
297	H Long Beach St.	79 49	319	H Cal St. Fullerton	67 53						
216	H CSUN	72 46	140	A Cal Poly	80 76						

Non-Div I Games:

UC Davis

UC Irvine				Through Games Of March 4, 2018						
Average RPI Win:	257	WON-LOST	WINNING	LAST 10	STRENGTH OF	OPP. STRENGTH	TEAM	ADJ.	CONF.	ADJ CONF.
Average RPI Loss:	151	RECORD	PCT. RANK	GAMES	SCHEDULE	OF SCHEDULE	RPI	RPI	RPI	RPI
DIV. I ONLY	17- 12	118	6- 4	302	225	185	185	21	21	
DIV. I NON-CONF.	7- 6	165	0- 0	294	249	217	217	19	19	

TOTALS	RPI 1-25	RPI 26-50	W-L RECORDS	RPI 51-100	RPI 101-999	RPI 201+				
17- 12	0- 0	0- 0	OVERALL	0- 4	17- 8	15- 3				
9- 4	0- 0	0- 0	HOME	0- 1	9- 3	7- 1				
8- 6	0- 0	0- 0	AWAY	0- 3	8- 3	8- 1				
0- 2	0- 0	0- 0	NEUTRAL	0- 0	0- 2	0- 1				
7- 6	0- 0	0- 0	NON-CONFERENCE	0- 2	7- 4	7- 1				
3- 2	0- 0	0- 0	HOME	0- 0	3- 2	3- 0				
4- 2	0- 0	0- 0	AWAY	0- 2	4- 0	4- 0				
0- 2	0- 0	0- 0	NEUTRAL	0- 0	0- 2	0- 1				
10- 6	0- 0	0- 0	CONFERENCE	0- 2	10- 4	8- 2				
6- 2	0- 0	0- 0	HOME	0- 1	6- 1	4- 1				
4- 4	0- 0	0- 0	AWAY	0- 1	4- 3	4- 1				
0- 0	0- 0	0- 0	NEUTRAL	0- 0	0- 0	0- 0				

RPI 1-25				RPI 26-50				RPI 51-100				RPI 101+ Team's RPI: 185			
RPI	S	Opponent	Score	RPI	S	Opponent	Score	RPI	S	Opponent	Score	RPI	S	Opponent	Score
								65	A	UC Davis	56 66	129	H	Portland St.	72 82
								65	H	UC Davis	67 76	140	A	Cal Poly	76 79
								82	A	New Mexico	61 83	140	H	Cal Poly	107 66
								87	A	UNLV	54 73	148	N	Wichita St.	53 76
												149	H	Idaho St.	72 78
												201	A	UC Santa Barbara	55 82
												201	H	UC Santa Barbara	77 74
												210	A	CSU Bakersfield	72 59
												216	A	CSUN	67 71
												216	H	CSUN	56 47
												219	A	Seattle U	84 79
												234	N	Illinois	59 65
												236	H	Pepperdine	75 74
												247	A	UC Riverside	81 71
												247	H	UC Riverside	76 63
												251	A	Hawaii	74 67
												251	H	Hawaii	70 66
												269	A	San Diego St.	67 65
												297	A	Long Beach St.	100 81
												297	H	Long Beach St.	73 80
												304	H	Utah St.	87 84
												317	H	Portland	63 52
												319	A	Cal St. Fullerton	76 60
												319	H	Cal St. Fullerton	78 58
												330	A	Southern Utah	71 64

LAST 12 Division I GAMES:															
				319	H	Cal St. Fullerton	78 58	247	H	UC Riverside	76 63				
				216	A	CSUN	67 71	297	A	Long Beach St.	100 81				
				65	A	UC Davis	56 66	319	A	Cal St. Fullerton	76 60				
				297	H	Long Beach St.	73 80	216	H	CSUN	56 47				
				201	A	UC Santa Barbara	55 82	247	A	UC Riverside	81 71				
				140	H	Cal Poly	107 66	251	H	Hawaii	70 66				

Non-Div I Games: Chapman 92 57

Average RPI Win:	199	WON-LOST	WINNING	LAST 10	STRENGTH OF	OPP. STRENGTH	TEAM	ADJ.	CONF.	ADJ CONF.
Average RPI Loss:	149	RECORD	PCT. RANK	GAMES	SCHEDULE	OF SCHEDULE	RPI	RPI	RPI	RPI
DIV. I ONLY	9- 21	275	3- 7	114	154	247	247	21	21	
DIV. I NON-CONF.	3- 11	289	0- 0	47	33	201	201	19	19	

TOTALS	RPI 1-25	RPI 26-50	W-L RECORDS	RPI 51-100	RPI 101-999	RPI 201+				
9- 21	0- 2	0- 2	OVERALL	2- 3	7- 14	5- 6				
7- 5	0- 0	0- 1	HOME	1- 0	6- 4	5- 0				
1- 14	0- 2	0- 1	AWAY	0- 3	1- 8	0- 4				
1- 2	0- 0	0- 0	NEUTRAL	1- 0	0- 2	0- 2				
3- 11	0- 2	0- 2	NON-CONFERENCE	1- 2	2- 5	1- 2				
1- 3	0- 0	0- 1	HOME	0- 0	1- 2	1- 0				
1- 6	0- 2	0- 1	AWAY	0- 2	1- 1	0- 0				
1- 2	0- 0	0- 0	NEUTRAL	1- 0	0- 2	0- 2				
6- 10	0- 0	0- 0	CONFERENCE	1- 1	5- 9	4- 4				
6- 2	0- 0	0- 0	HOME	1- 0	5- 2	4- 0				
0- 8	0- 0	0- 0	AWAY	0- 1	0- 7	0- 4				
0- 0	0- 0	0- 0	NEUTRAL	0- 0	0- 0	0- 0				

RPI 1-25				RPI 26-50				RPI 51-100				RPI 101+ Team's RPI: 247			
RPI	S	Opponent	Score	RPI	S	Opponent	Score	RPI	S	Opponent	Score	RPI	S	Opponent	Score
10	A	UCLA	48 68	41	A	Minnesota	75 101	55	A	Arizona St.	48 73	103	A	Iowa St.	66 89
13	A	Stanford	43 53	49	H	Southern Cal i forn i a	46 64	62	A	South Dakota	66 75	140	A	Cal Poly	73 91
								65	A	UC Davis	63 74	140	H	Cal Poly	82 87
								65	H	UC Davis	76 62	141	A	Fresno St.	68 56
								87	N	UNLV	95 88	143	H	Loyola Marymount	59 67
												176	H	UTEP	62 73
												185	A	UC Irvine	63 76
												185	H	UC Irvine	71 81
												201	A	UC Santa Barbara	70 72
												201	H	UC Santa Barbara	84 76
												210	H	CSU Bakersfield	68 65
												213	N	SMU	51 73
												216	A	CSUN	55 60
												216	H	CSUN	69 58
												251	A	Hawaii	57 63
												251	H	Hawaii	79 57
												268	N	Sacramento St.	72 99
												297	A	Long Beach St.	58 70
												297	H	Long Beach St.	77 53
												319	A	Cal St. Fullerton	62 71
												319	H	Cal St. Fullerton	63 50

LAST 12 Division I GAMES:															
				65	H	UC Davis	76 62	201	H	UC Santa Barbara	84 76				
				297	A	Long Beach St.	58 70	140	A	Cal Poly	73 91				
				201	A	UC Santa Barbara	70 72	251	A	Hawaii	57 63				
				319	A	Cal St. Fullerton	62 71	185	H	UC Irvine	71 81				
				216	H	CSUN	69 58	216	A	CSUN	55 60				
				185	A	UC Irvine	63 76	251	H	Hawaii	79 57				

Non-Div I Games:

UC Riverside

Average RPI Win:	255	WON-LOST	WINNING	LAST 10	STRENGTH OF	OPP. STRENGTH	TEAM	ADJ.	CONF.	ADJ CONF.
Average RPI Loss:	146	RECORD	PCT. RANK	GAMES	SCHEDULE	OF SCHEDULE	RPI	RPI	RPI	RPI
DIV. I ONLY	12- 16	218	5- 5	156	237	201	201	21	21	
DIV. I NON-CONF.	3- 9	280	0- 0	90	233	221	221	19	19	

TOTALS	RPI 1-25	RPI 26-50	W-L RECORDS	RPI 51-100	RPI 101-999	RPI 201+				
12- 16	0- 1	0- 1	OVERALL	0- 4	12- 10	10- 5				
7- 5	0- 0	0- 0	HOME	0- 1	7- 4	5- 2				
5- 10	0- 1	0- 1	AWAY	0- 2	5- 6	5- 3				
0- 1	0- 0	0- 0	NEUTRAL	0- 1	0- 0	0- 0				
3- 9	0- 1	0- 1	NON-CONFERENCE	0- 2	3- 5	3- 2				
1- 3	0- 0	0- 0	HOME	0- 0	1- 3	1- 1				
2- 5	0- 1	0- 1	AWAY	0- 1	2- 2	2- 1				
0- 1	0- 0	0- 0	NEUTRAL	0- 1	0- 0	0- 0				
9- 7	0- 0	0- 0	CONFERENCE	0- 2	9- 5	7- 3				
6- 2	0- 0	0- 0	HOME	0- 1	6- 1	4- 1				
3- 5	0- 0	0- 0	AWAY	0- 1	3- 4	3- 2				
0- 0	0- 0	0- 0	NEUTRAL	0- 0	0- 0	0- 0				

RPI 1-25				RPI 26-50				RPI 51-100				RPI 101+ Team's RPI: 201			
RPI	S	Opponent	Score	RPI	S	Opponent	Score	RPI	S	Opponent	Score	RPI	S	Opponent	Score
10	A	UCLA	44 74	42	A	Oregon St.	49 74	65	A	UC Davis	63 69	140	A	Cal Poly	72 73
								65	H	UC Davis	61 68	140	H	Cal Poly	73 68
								78	A	Saint Mary's (CA)	59 89	141	H	Fresno St.	57 64
								81	N	UAB	54 67	143	A	Loyola Marymount	61 67
												172	H	San Diego	58 71
												185	A	UC Irvine	74 77
												185	H	UC Irvine	82 55
												209	A	New Mexico St.	77 47
												216	A	CSUN	74 73
												216	H	CSUN	30 48
												219	H	Seattle U	71 77
												247	A	UC Riverside	76 84
												247	H	UC Riverside	72 70
												251	A	Hawaii	64 73
												251	H	Hawaii	71 61
												269	H	San Diego St.	77 64
												288	A	Santa Clara	63 68
												297	A	Long Beach St.	90 74
												297	H	Long Beach St.	51 44
												307	A	Northern Ariz.	96 93
												319	A	Cal St. Fullerton	59 52
												319	H	Cal St. Fullerton	78 59

LAST 12 Division I GAMES:															
251	A	Hawaii	64 73	247	A	UC Riverside	76 84								
247	H	UC Riverside	72 70	251	H	Hawaii	71 61								
140	A	Cal Poly	72 73	216	H	CSUN	30 48								
185	H	UC Irvine	82 55	65	A	UC Davis	63 69								
319	H	Cal St. Fullerton	78 59	297	A	Long Beach St.	90 74								
319	A	Cal St. Fullerton	59 52	65	H	UC Davis	61 68								

Non-Div I Games:

UC Santa Barbara

Average RPI Win:	115	WON-LOST	WINNING	LAST 10	STRENGTH OF	OPP. STRENGTH	TEAM	ADJ.	CONF.	ADJ CONF.
Average RPI Loss:	19	RECORD	PCT. RANK	GAMES	SCHEDULE	OF SCHEDULE	RPI	RPI	RPI	RPI
DIV. I ONLY	24- 7	36	7- 3	9	22	10	10	5	5	
DIV. I NON-CONF.	9- 2	33	0- 0	36	16	17	17	3	3	

TOTALS	RPI 1-25	RPI 26-50	W-L RECORDS	RPI 51-100	RPI 101-999	RPI 201+				
24- 7	2- 5	7- 1	OVERALL	3- 1	12- 0	4- 0				
13- 2	2- 2	3- 0	HOME	1- 0	7- 0	4- 0				
8- 4	0- 2	2- 1	AWAY	1- 1	5- 0	0- 0				
3- 1	0- 1	2- 0	NEUTRAL	1- 0	0- 0	0- 0				
9- 2	1- 1	1- 0	NON-CONFERENCE	2- 1	5- 0	3- 0				
5- 1	1- 1	0- 0	HOME	0- 0	4- 0	3- 0				
2- 1	0- 0	0- 0	AWAY	1- 1	1- 0	0- 0				
2- 0	0- 0	1- 0	NEUTRAL	1- 0	0- 0	0- 0				
15- 5	1- 4	6- 1	CONFERENCE	1- 0	7- 0	1- 0				
8- 1	1- 1	3- 0	HOME	1- 0	3- 0	1- 0				
6- 3	0- 2	2- 1	AWAY	0- 0	4- 0	0- 0				
1- 1	0- 1	1- 0	NEUTRAL	0- 0	0- 0	0- 0				

RPI	S	Opponent	Score	RPI	S	Opponent	Score	RPI	S	Opponent	Score	RPI	S	Opponent	Score
2	H	UConn	60 78	42	A	Oregon St.	64 67	55	H	Arizona St.	71 63	110	A	Utah	81 74
5	H	Baylor	82 68	42	H	Oregon St.	84 49	57	A	Oklahoma St.	72 87	110	H	Utah	78 71
7	A	Oregon	94 101	44	N	Creighton	72 63	85	A	Fordham	67 30	112	A	Washington St.	79 71
7	H	Oregon	61 70	45	A	Cal i forni a	82 46	91	N	Kansas St.	64 55	119	A	Seton Hall	77 68
7	N	Oregon	62 65	45	H	Cal i forni a	60 52					144	A	Col orado	93 55
13	A	Stanford	65 76	45	N	Cal i forni a	77 74					144	H	Col orado	73 67
13	H	Stanford	64 53	49	A	Southern Cal i forni a	84 70					200	A	Washi ngton	86 69
				49	H	Southern Cal i forni a	59 46					201	H	UC Santa Barbara	74 44
												244	H	Presbyter ian	76 40
												247	H	UC Ri versi de	68 48
												276	H	Ari zona	69 46
												281	H	San Jose St.	129 69
LAST 12 Division I GAMES:															
				7	N	Oregon	62 65	55	H	Ari zona St.	71 63				
				45	N	Cal i forni a	77 74	276	H	Ari zona	69 46				
				110	H	Utah	78 71	49	A	Southern Cal i forni a	84 70				
				144	H	Col orado	73 67	49	H	Southern Cal i forni a	59 46				
				7	A	Oregon	94 101	112	A	Washi ngton St.	79 71				
				42	A	Oregon St.	64 67	200	A	Washi ngton	86 69				

Non-Div I Games:

UCLA

Average RPI Win: **89**
 Average RPI Loss: **0**

WON-LOST
RECORD

WINNING
PCT. RANK

LAST 10
GAMES

STRENGTH OF
SCHEDULE

OPP. STRENGTH
OF SCHEDULE

TEAM
RPI

ADJ.
RPI

CONF.
RPI

ADJ CONF.
RPI

DIV. I ONLY	30- 0	1	10- 0	6	5	2	2	7	7
DIV. I NON-CONF.	13- 0	1	2- 0	1	1	1	1	7	7

TOTALS	RPI 1-25	RPI 26-50	W-L RECORDS	RPI 51-100	RPI 101-999	RPI 201+			
30- 0	10- 0	4- 0	OVERALL	3- 0	13- 0	2- 0			
12- 0	4- 0	2- 0	HOME	0- 0	6- 0	0- 0			
13- 0	5- 0	1- 0	AWAY	1- 0	6- 0	2- 0			
5- 0	1- 0	1- 0	NEUTRAL	2- 0	1- 0	0- 0			
13- 0	8- 0	2- 0	NON-CONFERENCE	2- 0	1- 0	1- 0			
4- 0	3- 0	1- 0	HOME	0- 0	0- 0	0- 0			
5- 0	4- 0	0- 0	AWAY	0- 0	1- 0	1- 0			
4- 0	1- 0	1- 0	NEUTRAL	2- 0	0- 0	0- 0			
17- 0	2- 0	2- 0	CONFERENCE	1- 0	12- 0	1- 0			
8- 0	1- 0	1- 0	HOME	0- 0	6- 0	0- 0			
8- 0	1- 0	1- 0	AWAY	1- 0	5- 0	1- 0			
1- 0	0- 0	0- 0	NEUTRAL	0- 0	1- 0	0- 0			

RPI	S	Opponent	Score
1	H	Notre Dame	80 71
3	H	Louisville	69 58
10	A	UCLA	78 60
11	A	Texas	75 71
12	A	South Carolina	83 58
13	N	Stanford	78 53
14	A	South Fla.	100 49
14	H	South Fla.	82 53
16	H	Maryland	97 72
23	A	DePaul	103 69

RPI	S	Opponent	Score
33	N	Oklahoma	88 64
43	A	UCF	55 37
43	H	UCF	80 44
45	H	California	82 47

RPI	S	Opponent	Score
66	N	Michigan St.	96 62
73	N	Duquesne	104 52
77	A	Houston	95 35

RPI	S	Opponent	Score
111	H	Cincinnati	106 65
122	A	Tulane	91 47
122	H	Tulane	98 45
122	N	Tulane	82 56
148	H	Wichita St.	124 43
181	A	Temple	113 57
181	H	Temple	106 45
189	A	Memphis	93 36
189	H	Memphis	97 49
193	A	East Carolina	96 35
194	H	Tulsa	78 60
205	A	Nevada	88 57
213	A	SMU	80 36

LAST 12 Division I GAMES:

122	N	Tulane	82 56	148	H	Wichita St.	124 43
14	H	South Fla.	82 53	43	A	UCF	55 37
213	A	SMU	80 36	111	H	Cincinnati	106 65
122	A	Tulane	91 47	12	A	South Carolina	83 58
181	H	Temple	106 45	122	H	Tulane	98 45
3	H	Louisville	69 58	189	A	Memphis	93 36

Non-Div I Games:

UConn

Average RPI Win:	312	WON-LOST	WINNING	LAST 10	STRENGTH OF	OPP. STRENGTH	TEAM	ADJ.	CONF.	ADJ CONF.
Average RPI Loss:	170	RECORD	PCT. RANK	GAMES	SCHEDULE	OF SCHEDULE	RPI	RPI	RPI	RPI
DIV. I ONLY	8- 17	269	6- 4	219	331	273	273	31	31	
DIV. I NON-CONF.	1- 8	313	0- 0	108	146	286	286	30	30	

TOTALS	RPI 1-25	RPI 26-50	W-L RECORDS	RPI 51-100	RPI 101-999	RPI 201+				
8- 17	0- 1	0- 1	OVERALL	0- 1	8- 14	8- 5				
5- 5	0- 0	0- 0	HOME	0- 0	5- 5	5- 2				
3- 11	0- 1	0- 1	AWAY	0- 1	3- 8	3- 3				
0- 1	0- 0	0- 0	NEUTRAL	0- 0	0- 1	0- 0				
1- 8	0- 1	0- 1	NON-CONFERENCE	0- 1	1- 5	1- 1				
1- 1	0- 0	0- 0	HOME	0- 0	1- 1	1- 1				
0- 6	0- 1	0- 1	AWAY	0- 1	0- 3	0- 0				
0- 1	0- 0	0- 0	NEUTRAL	0- 0	0- 1	0- 0				
7- 9	0- 0	0- 0	CONFERENCE	0- 0	7- 9	7- 4				
4- 4	0- 0	0- 0	HOME	0- 0	4- 4	4- 1				
3- 5	0- 0	0- 0	AWAY	0- 0	3- 5	3- 3				
0- 0	0- 0	0- 0	NEUTRAL	0- 0	0- 0	0- 0				

RPI 1-25				RPI 26-50				RPI 51-100				RPI 101+ Team's RPI: 273			
RPI	S	Opponent	Score	RPI	S	Opponent	Score	RPI	S	Opponent	Score	RPI	S	Opponent	Score
19	A	Buffalo	41 76	35	A	Syracuse	45 68	67	A	Virginia Tech	52 90	107	A	George Mason	68 82
												108	A	Wake Forest	50 92
												131	A	Bethune-Cookman	61 73
												131	H	Bethune-Cookman	48 55
												157	N	Binghamton	51 68
												169	A	N. C. A&T	60 65
												169	H	N. C. A&T	45 57
												182	H	Hampton	65 70
												193	A	East Carolina	54 64
												202	H	Norfolk St.	53 63
												259	A	Howard	83 79
												259	H	Howard	58 52
												278	A	Morgan St.	50 63
												292	H	Mt. St. Mary's	63 66
												318	A	N. C. Central	80 69
												318	H	N. C. Central	84 73
												320	A	Coppin St.	63 69
												322	A	South Carolina St.	51 54
												323	H	UMBC	66 43
												332	H	Delaware St.	76 56
												339	H	Florida A&M	87 70
												344	A	Savannah St.	68 56

LAST 12 Division I GAMES:															
332	H	Delaware St.	76 56	339	H	Florida A&M	87 70								
202	H	Norfolk St.	53 63	320	A	Coppin St.	63 69								
169	A	N. C. A&T	60 65	259	H	Howard	58 52								
318	A	N. C. Central	80 69	318	H	N. C. Central	84 73								
259	A	Howard	83 79	169	H	N. C. A&T	45 57								
131	A	Bethune-Cookman	61 73	322	A	South Carolina St.	51 54								

Non-Div I Games: Wesley 97 30 Alas. Anchorage 59 69 Valley Forge 92 38

UMES

Loss, Non-Conf, S Site, H Home A Away N Neutral

UMKC		Average RPI Win: 277	WON-LOST RECORD	WINNING PCT. RANK	LAST 10 GAMES	STRENGTH OF SCHEDULE	OPP. STRENGTH OF SCHEDULE	TEAM RPI	ADJ. RPI	CONF. RPI	ADJ. CONF. RPI
		Average RPI Loss: 185									
DIV. I ONLY		8- 18	274	5- 5	251	299	279	279	30	30	
DIV. I NON-CONF.		1- 11	331	0- 0	144	131	295	295	31	31	

TOTALS		RPI 1-25	RPI 26-50	W-L RECORDS	RPI 51-100	RPI 101-999	RPI 201+				
8- 18		0- 0	0- 1	OVERALL	0- 2	8- 15	7- 9				
3- 7		0- 0	0- 1	HOME	0- 0	3- 6	3- 4				
4- 11		0- 0	0- 0	AWAY	0- 2	4- 9	4- 5				
1- 0		0- 0	0- 0	NEUTRAL	0- 0	1- 0	0- 0				
1- 11		0- 0	0- 1	NON-CONFERENCE	0- 2	1- 8	0- 2				
0- 3		0- 0	0- 1	HOME	0- 0	0- 2	0- 0				
0- 8		0- 0	0- 0	AWAY	0- 2	0- 6	0- 2				
1- 0		0- 0	0- 0	NEUTRAL	0- 0	1- 0	0- 0				
7- 7		0- 0	0- 0	CONFERENCE	0- 0	7- 7	7- 7				
3- 4		0- 0	0- 0	HOME	0- 0	3- 4	3- 4				
4- 3		0- 0	0- 0	AWAY	0- 0	4- 3	4- 3				
0- 0		0- 0	0- 0	NEUTRAL	0- 0	0- 0	0- 0				

RPI 1-25				RPI 26-50				RPI 51-100				RPI 101+				Team's RPI: 279
RPI	S	Opponent	Score	RPI	S	Opponent	Score	RPI	S	Opponent	Score	RPI	S	Opponent	Score	
				37	H	Northern Colo.	73 88	59	A	Nebraska	60 80	103	A	Iowa St.	45 61	
								96	A	Western Ill.	71 90	148	A	Wichita St.	63 72	
												170	H	Oral Roberts	73 76	
												177	H	Denver	68 77	
												184	A	Kansas	48 63	
												194	A	Tulsa	52 76	
												199	N	Stetson	67 50	
												209	A	New Mexico St.	62 70	
												209	H	New Mexico St.	67 76	
												210	A	CSU Bakersfield	60 58	
												210	H	CSU Bakersfield	62 76	
												219	A	Seattle U	62 66	
												219	H	Seattle U	58 62	
												220	A	Fla. Atlantic	55 65	
												239	A	Illinois St.	53 64	
												249	A	Grand Canyon	62 59	
												249	H	Grand Canyon	84 82	
												309	A	UTRGV	54 52	
												309	H	UTRGV	79 59	
												321	A	Utah Valley	65 68	
												321	H	Utah Valley	59 66	
												346	A	Chicago St.	59 47	
												346	H	Chicago St.	106 47	

LAST 12 Division I GAMES:																
				346	A	Chicago St.	59 47	210	H	CSU Bakersfield	62 76					
				209	H	New Mexico St.	67 76	249	H	Grand Canyon	84 82					
				309	H	UTRGV	79 59	209	A	New Mexico St.	62 70					
				346	H	Chicago St.	106 47	249	A	Grand Canyon	62 59					
				321	A	Utah Valley	65 68	210	A	CSU Bakersfield	60 58					
				219	A	Seattle U	62 66	219	H	Seattle U	58 62					

Non-Div I Games: Lincoln (M0) 98 41 Harris-Stowe 114 59 Cent. Christian Bib90 10

UMKC

Loss, Non-Conf, S Site, H Home A Away N Neutral

Average RPI		Win: 283	WON-LOST RECORD	WINNING PCT. RANK	LAST 10 GAMES	STRENGTH OF SCHEDULE	OPP. STRENGTH OF SCHEDULE	TEAM RPI	ADJ. RPI	CONF. RPI	ADJ. CONF. RPI
Loss: 219											
DIV. I ONLY			3- 26	336	1- 9	341	293	348	348	20	20
DIV. I NON-CONF.			2- 10	300	0- 0	348	347	348	348	24	24
TOTALS		RPI 1-25		RPI 26-50		W-L RECORDS		RPI 51-100		RPI 101-999	
3- 26	0- 0			0- 0		OVERALL		0- 4		3- 22	3- 14
2- 11	0- 0			0- 0		HOME		0- 2		2- 9	2- 5
1- 15	0- 0			0- 0		AWAY		0- 2		1- 13	1- 9
0- 0	0- 0			0- 0		NEUTRAL		0- 0		0- 0	0- 0
2- 10	0- 0			0- 0		NON-CONFERENCE		0- 0		2- 10	2- 10
1- 4	0- 0			0- 0		HOME		0- 0		1- 4	1- 4
1- 6	0- 0			0- 0		AWAY		0- 0		1- 6	1- 6
0- 0	0- 0			0- 0		NEUTRAL		0- 0		0- 0	0- 0
1- 16	0- 0			0- 0		CONFERENCE		0- 4		1- 12	1- 4
1- 7	0- 0			0- 0		HOME		0- 2		1- 5	1- 1
0- 9	0- 0			0- 0		AWAY		0- 2		0- 7	0- 3
0- 0	0- 0			0- 0		NEUTRAL		0- 0		0- 0	0- 0

[illegible]

Non-Div I Games:	Fisher	102	47
------------------	--------	-----	----

UMass Lowell I

■ Loss, ■ Non-Conf, S Site, H Home A Away N Neutral

Average RPI Win:	260	WON-LOST	WINNING	LAST 10	STRENGTH OF	OPP. STRENGTH	TEAM	ADJ.	CONF.	ADJ CONF.
Average RPI Loss:	183	RECORD	PCT. RANK	GAMES	SCHEDULE	OF SCHEDULE	RPI	RPI	RPI	RPI
DIV. I ONLY	14- 14	178	6- 4	276	296	225	225	27	27	
DIV. I NON-CONF.	2- 8	290	0- 0	264	175	308	308	28	28	

TOTALS	RPI 1-25	RPI 26-50	W-L RECORDS	RPI 51-100	RPI 101-999	RPI 201+				
14- 14	0- 1	0- 1	OVERALL	1- 1	13- 11	11- 5				
7- 7	0- 0	0- 1	HOME	1- 0	6- 6	6- 1				
7- 7	0- 1	0- 0	AWAY	0- 1	7- 5	5- 4				
0- 0	0- 0	0- 0	NEUTRAL	0- 0	0- 0	0- 0				
2- 8	0- 1	0- 1	NON-CONFERENCE	0- 0	2- 6	2- 2				
1- 4	0- 0	0- 1	HOME	0- 0	1- 3	1- 0				
1- 4	0- 1	0- 0	AWAY	0- 0	1- 3	1- 2				
0- 0	0- 0	0- 0	NEUTRAL	0- 0	0- 0	0- 0				
12- 6	0- 0	0- 0	CONFERENCE	1- 1	11- 5	9- 3				
6- 3	0- 0	0- 0	HOME	1- 0	5- 3	5- 1				
6- 3	0- 0	0- 0	AWAY	0- 1	6- 2	4- 2				
0- 0	0- 0	0- 0	NEUTRAL	0- 0	0- 0	0- 0				

RPI 1-25				RPI 26-50				RPI 51-100				RPI 101+				Team's RPI: 225
RPI	S	Opponent	Score	RPI	S	Opponent	Score	RPI	S	Opponent	Score	RPI	S	Opponent	Score	
17	A	NC State	55 87	48	H	Mercer	56 67	88	A	Liberty	48 53	102	H	Middle Tenn.	57 72	
								88	H	Liberty	48 41	137	A	Radford	67 56	
												137	H	Radford	48 64	
												154	H	Charlotte	47 51	
												186	A	Davidson	50 58	
												190	H	Furman	63 71	
												195	A	High Point	78 59	
												195	H	High Point	45 58	
												227	A	Gardner-Webb	61 60	
												227	H	Gardner-Webb	62 60	
												244	A	Presbyterian	63 72	
												244	H	Presbyterian	74 76	
												256	A	Campbell	60 52	
												256	H	Campbell	38 33	
												274	H	Appalachian St.	69 60	
												302	A	USC Upstate	76 70	
												303	A	Wofford	68 70	
												308	A	Western Caro.	52 62	
												325	A	Charleston So.	78 61	
												325	H	Charleston So.	71 69	
												342	A	Longwood	54 67	
												342	H	Longwood	82 52	
												343	A	Winthrop	70 48	
												343	H	Winthrop	63 51	
LAST 12 Division I GAMES:																
227	H	Gardner-Webb	62 60	195	A	High Point	78 59									
244	A	Presbyterian	63 72	137	H	Radford	48 64									
342	A	Longwood	54 67	343	H	Winthrop	63 51									
256	H	Campbell	38 33	227	A	Gardner-Webb	61 60									
88	A	Liberty	48 53	244	H	Presbyterian	74 76									
325	H	Charleston So.	71 69	325	A	Charleston So.	78 61									

Non-Div I Games: Warren Wilson 100 53

UNC Asheville

Loss, Non-Conf, S Site, H Home A Away N Neutral

Average RPI Win:	238	WON-LOST	WINNING	LAST 10	STRENGTH OF	OPP. STRENGTH	TEAM	ADJ.	CONF.	ADJ CONF.
Average RPI Loss:	145	RECORD	PCT. RANK	GAMES	SCHEDULE	OF SCHEDULE	RPI	RPI	RPI	RPI
DIV. I ONLY	10- 17	241	5- 5	155	197	217	217	17	17	
DIV. I NON-CONF.	3- 8	268	0- 0	190	303	255	255	17	17	

TOTALS	RPI 1-25	RPI 26-50	W-L RECORDS	RPI 51-100	RPI 101-999	RPI 201+				
10- 17	0- 1	0- 3	OVERALL	0- 0	10- 13	7- 4				
5- 6	0- 0	0- 1	HOME	0- 0	5- 5	3- 2				
4- 10	0- 1	0- 2	AWAY	0- 0	4- 7	4- 2				
1- 1	0- 0	0- 0	NEUTRAL	0- 0	1- 1	0- 0				
3- 8	0- 1	0- 1	NON-CONFERENCE	0- 0	3- 6	3- 4				
1- 3	0- 0	0- 0	HOME	0- 0	1- 3	1- 2				
2- 5	0- 1	0- 1	AWAY	0- 0	2- 3	2- 2				
0- 0	0- 0	0- 0	NEUTRAL	0- 0	0- 0	0- 0				
7- 9	0- 0	0- 2	CONFERENCE	0- 0	7- 7	4- 0				
4- 3	0- 0	0- 1	HOME	0- 0	4- 2	2- 0				
2- 5	0- 0	0- 1	AWAY	0- 0	2- 4	2- 0				
1- 1	0- 0	0- 0	NEUTRAL	0- 0	1- 1	0- 0				

RPI 1-25				RPI 26-50				RPI 51-100				RPI 101+				Team's RPI: 217
RPI	S	Opponent	Score	RPI	S	Opponent	Score	RPI	S	Opponent	Score	RPI	S	Opponent	Score	
18	A	Duke	54 85	30	A	Virginia	50 68					105	A	Chattanooga	42 49	
				48	A	Mercer	57 80					105	H	Chattanooga	57 73	
				48	H	Mercer	54 57					105	N	Chattanooga	70 66	
												109	A	ETSU	52 60	
												109	H	ETSU	65 61	
												109	N	ETSU	52 54	
												137	A	Radford	53 56	
												156	A	Samford	48 56	
												156	H	Samford	53 60	
												190	A	Furman	54 55	
												190	H	Furman	76 74	
												195	H	High Point	72 81	
												202	A	Norfolk St.	63 64	
												228	A	Coastal Caro.	60 54	
												244	A	Presbyteria n	64 57	
												256	H	Campbel l	61 72	
												280	H	VCU	74 61	
												294	H	Murray St.	52 63	
												303	A	Wofford	81 75	
												303	H	Wofford	66 51	
												308	A	Western Caro.	88 67	
												308	H	Western Caro.	57 54	
												314	A	Eastern Ky.	59 70	
LAST 12 Division I GAMES:																
				109	N	ETSU	52 54	190	A	Furman	54 55					
				105	N	Chattanooga	70 66	105	H	Chattanooga	57 73					
				308	H	Western Caro.	57 54	109	H	ETSU	65 61					
				48	H	Mercer	54 57	308	A	Western Caro.	88 67					
				156	H	Samford	53 60	156	A	Samford	48 56					
				303	A	Wofford	81 75	48	A	Mercer	57 80					

Non-Div I Games: Greensboro 82 34 Tuscul um 69 71 Lees-McRae 78 62 Southern Wesleyan 96 35
UNCG

Loss, Non-Conf, S Site, H Home A Away N Neutral

Average RPI Win: 259
Average RPI Loss: 137

WON-LOST
RECORD

WINNING
PCT. RANK

LAST 10
GAMES

STRENGTH OF
SCHEDULE

OPP. STRENGTH
OF SCHEDULE

TEAM
RPI

ADJ.
RPI

CONF.
RPI

ADJ CONF.
RPI

DIV. I ONLY	9- 18	256	4- 6	222	142	258	258	10	10
DIV. I NON-CONF.	5- 4	146	0- 0	333	232	233	233	12	12

TOTALS	RPI 1-25	RPI 26-50	W-L RECORDS	RPI 51-100	RPI 101-999	RPI 201+			
9- 18	0- 0	0- 4	OVERALL	0- 2	9- 12	7- 4			
5- 8	0- 0	0- 2	HOME	0- 1	5- 5	4- 2			
4- 10	0- 0	0- 2	AWAY	0- 1	4- 7	3- 2			
0- 0	0- 0	0- 0	NEUTRAL	0- 0	0- 0	0- 0			
5- 4	0- 0	0- 0	NON-CONFERENCE	0- 0	5- 4	4- 1			
4- 0	0- 0	0- 0	HOME	0- 0	4- 0	3- 0			
1- 4	0- 0	0- 0	AWAY	0- 0	1- 4	1- 1			
0- 0	0- 0	0- 0	NEUTRAL	0- 0	0- 0	0- 0			
4- 14	0- 0	0- 4	CONFERENCE	0- 2	4- 8	3- 3			
1- 8	0- 0	0- 2	HOME	0- 1	1- 5	1- 2			
3- 6	0- 0	0- 2	AWAY	0- 1	3- 3	2- 1			
0- 0	0- 0	0- 0	NEUTRAL	0- 0	0- 0	0- 0			

RPI 1-25				RPI 26-50				RPI 51-100				RPI 101+ Team's RPI: 258			
RPI	S	Opponent	Score	RPI	S	Opponent	Score	RPI	S	Opponent	Score	RPI	S	Opponent	Score
				46	A	Drexel	42 68	64	A	James Madison	48 65	114	A	Delaware	62 80
				46	H	Drexel	40 58	64	H	James Madison	48 63	114	H	Delaware	49 82
				47	A	Elon	67 75					116	A	North Carolina	60 86
				47	H	Elon	49 58					139	A	Northeastern	39 56
												139	H	Northeastern	47 54
												152	A	William & Mary	64 49
												152	H	William & Mary	53 66
												183	A	Pittsburgh	55 74
												190	A	Furman	71 76
												193	H	East Carolina	66 62
												228	A	Coastal Caro.	41 57
												243	A	Hofstra	59 55
												243	H	Hofstra	61 69
												263	A	Col. of Charleston	76 60
												263	H	Col. of Charleston	63 72
												270	A	Towson	71 72
												270	H	Towson	64 53
												280	H	VCU	83 67
												303	A	Wofford	65 60
												306	H	Georgia St.	74 62
												318	H	N. C. Central	89 63
LAST 12 Division I GAMES:															
				47	H	Elon	49 58	263	H	Col. of Charleston	63 72				
				270	H	Towson	64 53	243	A	Hofstra	59 55				
				263	A	Col. of Charleston	76 60	139	A	Northeastern	39 56				
				64	A	James Madison	48 65	114	A	Delaware	62 80				
				152	A	William & Mary	64 49	64	H	James Madison	48 63				
				46	H	Drexel	40 58	114	H	Delaware	49 82				

U
N
C
WU
N
C
W

Non-Div I Games:

Catawba

74 59

UNC Pembroke

73 64

UNCW

Loss, Non-Conf, S Site, H Home A Away N Neutral

Average RPI Win:	243	WON-LOST	WINNING	LAST 10	STRENGTH OF	OPP. STRENGTH	TEAM	ADJ.	CONF.	ADJ CONF.
Average RPI Loss:	96	RECORD	PCT. RANK	GAMES	SCHEDULE	OF SCHEDULE	RPI	RPI	RPI	RPI
DIV. I ONLY	16- 12	127	8- 2	178	178	135	135	23	23	
DIV. I NON-CONF.	3- 7	254	0- 0	33	9	130	130	21	21	

TOTALS	RPI 1-25	RPI 26-50	W-L RECORDS	RPI 51-100	RPI 101-999	RPI 201+				
16- 12	0- 1	0- 3	OVERALL	2- 5	14- 3	12- 1				
8- 4	0- 1	0- 0	HOME	0- 3	8- 0	6- 0				
7- 8	0- 0	0- 3	AWAY	1- 2	6- 3	6- 1				
1- 0	0- 0	0- 0	NEUTRAL	1- 0	0- 0	0- 0				
3- 7	0- 1	0- 3	NON-CONFERENCE	2- 1	1- 2	0- 1				
1- 2	0- 1	0- 0	HOME	0- 1	1- 0	0- 0				
1- 5	0- 0	0- 3	AWAY	1- 0	0- 2	0- 1				
1- 0	0- 0	0- 0	NEUTRAL	1- 0	0- 0	0- 0				
13- 5	0- 0	0- 0	CONFERENCE	0- 4	13- 1	12- 0				
7- 2	0- 0	0- 0	HOME	0- 2	7- 0	6- 0				
6- 3	0- 0	0- 0	AWAY	0- 2	6- 1	6- 0				
0- 0	0- 0	0- 0	NEUTRAL	0- 0	0- 0	0- 0				

RPI 1-25				RPI 26-50				RPI 51-100				RPI 101+				Team's RPI: 135
RPI	S	Opponent	Score	RPI	S	Opponent	Score	RPI	S	Opponent	Score	RPI	S	Opponent	Score	
21	H	Iowa	47 71	31	A	South Dakota St.	47 57	70	A	Drake	64 81	103	H	Iowa St.	57 53	
				43	A	UCF	43 53	70	H	Drake	67 72	171	A	Southern Ill.	53 60	
				44	A	Creighton	78 89	76	H	IUPUI	48 54	171	H	Southern Ill.	71 63	
								80	N	Wyoming	55 40	192	A	North Dakota	72 80	
								91	A	Kansas St.	72 71	239	A	Illinois St.	58 36	
								97	A	Missouri St.	52 62	239	H	Illinois St.	66 48	
								97	H	Missouri St.	52 57	242	A	Omaha	74 78	
												260	A	Indiana St.	56 46	
												260	H	Indiana St.	59 53	
												267	A	Bradley	51 40	
												267	H	Bradley	63 50	
												298	A	Valparaiso	76 53	
												298	H	Valparaiso	77 56	
												305	A	Loyola Chicago	64 39	
												305	H	Loyola Chicago	70 41	
												349	A	Evansville	85 60	
												349	H	Evansville	65 41	

LAST 12 Division I GAMES:																
305	A	Loyola Chicago	64 39	260	A	Indiana St.	56 46	171	H	Southern Ill.	71 63					
298	A	Valparaiso	76 53	97	H	Missouri St.	52 57	239	A	Illinois St.	58 36					
267	H	Bradley	63 50	267	A	Bradley	51 40	70	H	Drake	67 72					
239	H	Illinois St.	66 48	70	H	Drake	67 72	70	A	Drake	64 81					
349	A	Evansville	85 60													

Non-Div I Games: Wis.-Parkside 92 62

UNI

UNLV				Through Games Of March 4, 2018																
Average RPI Win:		205	WON-LOST		WINNING		LAST 10		STRENGTH OF		OPP. STRENGTH		TEAM		ADJ.		CONF.		ADJ CONF.	
Average RPI Loss:		92	RECORD		PCT. RANK		GAMES		SCHEDULE		OF SCHEDULE		RPI		RPI		RPI		RPI	
DIV. I ONLY			19- 10		89		8- 2		91		122		87		87		16		16	
DIV. I NON-CONF.			5- 6		187		0- 0		9		74		94		94		14		14	
TOTALS		RPI 1-25		RPI 26-50		W-L RECORDS		RPI 51-100		RPI 101-999		RPI 201+								
19- 10		0- 3		1- 2		OVERALL		2- 1		16- 4		11- 2								
12- 4		0- 1		0- 2		HOME		1- 0		11- 1		7- 0								
7- 4		0- 1		1- 0		AWAY		1- 1		5- 2		4- 1								
0- 2		0- 1		0- 0		NEUTRAL		0- 0		0- 1		0- 1								
5- 6		0- 3		1- 2		NON-CONFERENCE		0- 0		4- 1		2- 1								
4- 3		0- 1		0- 2		HOME		0- 0		4- 0		2- 0								
1- 1		0- 1		1- 0		AWAY		0- 0		0- 0		0- 0								
0- 2		0- 1		0- 0		NEUTRAL		0- 0		0- 1		0- 1								
14- 4		0- 0		0- 0		CONFERENCE		2- 1		12- 3		9- 1								
8- 1		0- 0		0- 0		HOME		1- 0		7- 1		5- 0								
6- 3		0- 0		0- 0		AWAY		1- 1		5- 2		4- 1								
0- 0		0- 0		0- 0		NEUTRAL		0- 0		0- 0		0- 0								

RPI 1-25				RPI 26-50				RPI 51-100				Team's RPI : 87				RPI 101+			
RPI	S	Opponent	Score	RPI	S	Opponent	Score	RPI	S	Opponent	Score	RPI	S	Opponent	Score	RPI	S	Opponent	Score
4	H	Mississippi St.	63 103	35	H	Syracuse	55 69	80	A	Wyoming	56 69	120	H	Colorado St.	56 52				
13	A	Stanford	33 74	36	A	Gonzaga	52 50	82	A	New Mexico	68 66	129	H	Portland St.	88 80				
19	N	Buffalo	53 80	41	H	Minnesota	72 79	82	H	New Mexico	74 62	133	A	Boise St.	60 69				
												133	H	Boise St.	77 54				
												141	A	Fresno St.	73 58				
												141	H	Fresno St.	72 74				
												185	H	UC Irvine	73 54				
												205	A	Nevada	55 75				
												205	H	Nevada	77 75				
												243	H	Hofstra	68 52				
												247	N	UC Riverside	88 95				
												249	H	Grand Canyon	76 47				
												269	A	San Diego St.	75 64				
												269	H	San Diego St.	73 67				
												281	A	San Jose St.	80 53				
												281	H	San Jose St.	79 60				
												289	A	Air Force	67 59				
												289	H	Air Force	69 57				
												304	A	Utah St.	63 54				
												304	H	Utah St.	68 58				

Non-Div I Games:

UNLV

Loss,
Non-Conf,
S Site,
H Home
A Away
N Neutral

RPI

Average RPI Win:	236	WON-LOST	WINNING	LAST 10	STRENGTH OF	OPP. STRENGTH	TEAM	ADJ.	CONF.	ADJ CONF.
Average RPI Loss:	150	RECORD	PCT. RANK	GAMES	SCHEDULE	OF SCHEDULE	RPI	RPI	RPI	RPI
DIV. I ONLY	18- 11	103	8- 2	313	172	167	167	22	22	
DIV. I NON-CONF.	6- 5	153	0- 0	239	55	168	168	23	23	

TOTALS	RPI 1-25	RPI 26-50	W-L RECORDS	RPI 51-100	RPI 101-999	RPI 201+				
18- 11	0- 0	0- 0	OVERALL	0- 4	18- 7	11- 3				
13- 2	0- 0	0- 0	HOME	0- 1	13- 1	7- 0				
5- 9	0- 0	0- 0	AWAY	0- 3	5- 6	4- 3				
0- 0	0- 0	0- 0	NEUTRAL	0- 0	0- 0	0- 0				
6- 5	0- 0	0- 0	NON-CONFERENCE	0- 3	6- 2	3- 0				
5- 1	0- 0	0- 0	HOME	0- 1	5- 0	2- 0				
1- 4	0- 0	0- 0	AWAY	0- 2	1- 2	1- 0				
0- 0	0- 0	0- 0	NEUTRAL	0- 0	0- 0	0- 0				
12- 6	0- 0	0- 0	CONFERENCE	0- 1	12- 5	8- 3				
8- 1	0- 0	0- 0	HOME	0- 0	8- 1	5- 0				
4- 5	0- 0	0- 0	AWAY	0- 1	4- 4	3- 3				
0- 0	0- 0	0- 0	NEUTRAL	0- 0	0- 0	0- 0				

RPI 1-25				RPI 26-50				RPI 51-100				RPI 101+ Team's RPI: 167			
RPI	S	Opponent	Score	RPI	S	Opponent	Score	RPI	S	Opponent	Score	RPI	S	Opponent	Score
								68	A	Georgia Tech	52 80	110	A	Utah	41 71
								77	H	Houston	58 62	128	H	San Francisco	56 54
								91	A	Kansas St.	56 70	138	A	Texas St.	58 75
								95	A	Little Rock	57 59	138	H	Texas St.	61 59
												141	H	Fresno St.	67 54
												146	A	Arkansas	57 91
												159	A	Louisiana	38 34
												159	H	Louisiana	63 61
												165	H	South Ala.	63 76
												170	H	Oral Roberts	70 46
												180	H	Troy	76 57
												208	A	Arkansas St.	80 85
												213	H	SMU	58 55
												228	A	Coastal Caro.	76 89
												228	H	Coastal Caro.	65 63
												265	A	UTSA	69 68
												274	A	Appalachian St.	64 60
												274	H	Appalachian St.	49 48
												306	A	Georgia St.	81 76
												306	H	Georgia St.	62 57
												312	H	Incarnate Word	61 48
												327	A	Ga. Southern	68 73
												327	H	Ga. Southern	70 49
												337	A	La.-Monroe	80 53
												337	H	La.-Monroe	70 61

LAST 12 Division I GAMES:															
				138	A	Texas St.	58 75			228	H	Coastal Caro.	65 63		
				306	H	Georgia St.	62 57			274	H	Appalachian St.	49 48		
				327	H	Ga. Southern	70 49			327	A	Ga. Southern	68 73		
				159	A	Louisiana	38 34			306	A	Georgia St.	81 76		
				337	A	La.-Monroe	80 53			337	H	La.-Monroe	70 61		
				138	H	Texas St.	61 59			159	H	Louisiana	63 61		

Non-Div I Games:

UT Arlington

Average RPI Win:	262	WON-LOST	WINNING	LAST 10	STRENGTH OF	OPP. STRENGTH	TEAM	ADJ.	CONF.	ADJ CONF.
Average RPI Loss:	132	RECORD	PCT. RANK	GAMES	SCHEDULE	OF SCHEDULE	RPI	RPI	RPI	RPI
DIV. I ONLY	17- 14	148	8- 2	184	259	155	155	25	25	
DIV. I NON-CONF.	2- 8	290	0- 0	91	90	257	257	27	27	

TOTALS	RPI 1-25	RPI 26-50	W-L RECORDS	RPI 51-100	RPI 101-999	RPI 201+				
17- 14	0- 1	0- 0	OVERALL	0- 4	17- 9	13- 2				
9- 3	0- 0	0- 0	HOME	0- 1	9- 2	7- 0				
6- 8	0- 1	0- 0	AWAY	0- 1	6- 6	5- 2				
2- 3	0- 0	0- 0	NEUTRAL	0- 2	2- 1	1- 0				
2- 8	0- 1	0- 0	NON-CONFERENCE	0- 2	2- 5	1- 1				
2- 1	0- 0	0- 0	HOME	0- 0	2- 1	1- 0				
0- 5	0- 1	0- 0	AWAY	0- 1	0- 3	0- 1				
0- 2	0- 0	0- 0	NEUTRAL	0- 1	0- 1	0- 0				
15- 6	0- 0	0- 0	CONFERENCE	0- 2	15- 4	12- 1				
7- 2	0- 0	0- 0	HOME	0- 1	7- 1	6- 0				
6- 3	0- 0	0- 0	AWAY	0- 0	6- 3	5- 1				
2- 1	0- 0	0- 0	NEUTRAL	0- 1	2- 0	1- 0				

RPI 1-25				RPI 26-50				RPI 51-100				RPI 101+ Team's RPI: 155			
RPI	S	Opponent	Score	RPI	S	Opponent	Score	RPI	S	Opponent	Score	RPI	S	Opponent	Score
3	A	Louisville	56 91					58	H	Belmont	63 65	105	A	Chattanooga	82 87
								58	N	Belmont	56 63	142	N	Eastern Wash.	58 61
								60	A	Purdue	58 60	161	A	Jacksonville St.	61 57
								78	N	Saint Mary's (CA)	58 69	162	A	SIUE	70 73
												162	H	SIUE	72 64
												162	N	SIUE	69 67
												169	H	N.C. A&T	76 63
												171	A	Southern Ill.	72 84
												174	H	Northwestern	63 71
												191	A	Morehead St.	75 88
												191	H	Morehead St.	76 81
												208	A	Arkansas St.	73 84
												231	A	Southeast Mo. St.	69 68
												231	H	Southeast Mo. St.	72 65
												231	N	Southeast Mo. St.	63 60
												248	A	Austin Peay	62 69
												248	H	Austin Peay	100 66
												294	A	Murray St.	97 80
												294	H	Murray St.	85 67
												308	H	Western Caro.	62 54
												311	A	Tennessee Tech	67 51
												314	A	Eastern Ky.	72 54
												314	H	Eastern Ky.	77 49
												329	H	Tennessee St.	80 68
												345	A	Eastern Ill.	72 44
												345	H	Eastern Ill.	85 57

				LAST 12 Division I GAMES:											
				58	N	Belmont	56 63	162	H	SIUE	72 64				
				162	N	SIUE	69 67	231	H	Southeast Mo. St.	72 65				
				231	N	Southeast Mo. St.	63 60	314	A	Eastern Ky.	72 54				
				231	A	Southeast Mo. St.	69 68	294	H	Murray St.	85 67				
				191	A	Morehead St.	75 88	248	H	Austin Peay	100 66				
				345	H	Eastern Ill.	85 57	311	A	Tennessee Tech	67 51				

Non-Div I Games: Rhodes 90 49 Ala.-Huntsville 104 73

UT Martin

Loss, Non-Conf, S Site, H Home A Away N Neutral

U
T
E
P

UTEP				Through Games Of March 4, 2018													
Average RPI Win: 222		WON-LOST RECORD		WINNING PCT. RANK		LAST 10 GAMES		STRENGTH OF SCHEDULE		OPP. STRENGTH OF SCHEDULE		TEAM RPI	ADJ. RPI	CONF. RPI	ADJ CONF. RPI		
DIV. I ONLY		16- 13		141		4- 6		224		236		176	176	18	18		
DIV. I NON-CONF.		9- 4		82		0- 0		214		322		111	111	20	20		

TOTALS		RPI 1-25		RPI 26-50		W-L RECORDS		RPI 51-100		RPI 101-999		RPI 201+					
16- 13		0- 0		0- 0		OVERALL		1- 2		15- 11		11- 7					
9- 5		0- 0		0- 0		HOME		1- 2		8- 3		6- 1					
5- 8		0- 0		0- 0		AWAY		0- 0		5- 8		5- 6					
2- 0		0- 0		0- 0		NEUTRAL		0- 0		2- 0		0- 0					
9- 4		0- 0		0- 0		NON-CONFERENCE		0- 1		9- 3		6- 2					
5- 1		0- 0		0- 0		HOME		0- 1		5- 0		4- 0					
2- 3		0- 0		0- 0		AWAY		0- 0		2- 3		2- 2					
2- 0		0- 0		0- 0		NEUTRAL		0- 0		2- 0		0- 0					
7- 9		0- 0		0- 0		CONFERENCE		1- 1		6- 8		5- 5					
4- 4		0- 0		0- 0		HOME		1- 1		3- 3		2- 1					
3- 5		0- 0		0- 0		AWAY		0- 0		3- 5		3- 4					
0- 0		0- 0		0- 0		NEUTRAL		0- 0		0- 0		0- 0					

RPI 1-25				RPI 26-50				RPI 51-100				RPI 101+				Team's RPI: 176	
RPI	S	Opponent	Score	RPI	S	Opponent	Score	RPI	S	Opponent	Score	RPI	S	Opponent	Score		
								56	H	Western Ky.	80 75	102	H	Middle Tenn.	45	54	
								81	H	UAB	64 84	106	A	Rice	42	56	
								82	H	New Mexico	35 59	122	A	Tulane	56	67	
												124	H	Louisiana Tech	62	65	
												146	H	Arkansas	64	61	
												154	H	Charlotte	67	58	
												156	N	Samford	46	33	
												193	N	East Carolina	93	79	
												206	A	Southern Miss.	53	60	
												208	A	Arkansas St.	73	76	
												209	A	New Mexico St.	68	76	
												210	H	CSU Bakersfield	67	56	
												220	A	Fla. Atlantic	66	72	
												220	H	Fla. Atlantic	75	70	
												221	H	Texas Southern	65	55	
												224	A	North Texas	50	48	
												226	H	A&M-Corpus Christi	69	49	
												247	A	UC Riverside	73	62	
												265	A	UTSA	66	53	
												265	H	UTSA	55	58	
												283	A	Old Dominion	52	56	
												300	A	FIU	77	76	
												300	H	FIU	86	70	
												310	H	Houston Baptist	69	62	
												313	A	Marshall	64	66	
												319	A	Cal St. Fullerton	92	91	

LAST 12 Division I GAMES:																	
				56	H	Western Ky.	80 75	124	H	Louisiana Tech	62 65						
				300	H	FIU	86 70	265	A	UTSA	66 53						
				206	A	Southern Miss.	53 60	81	H	UAB	64 84						
				265	H	UTSA	55 58	224	A	North Texas	50 48						
				283	A	Old Dominion	52 56	106	A	Rice	42 56						
				313	A	Marshall	64 66	220	H	Fla. Atlantic	75 70						

U
T
E
P

Non-Div I Games:

UTEP

Average RPI Win: **286**
 Average RPI Loss: **215**

WON-LOST
RECORD

WINNING
PCT. RANK

LAST 10
GAMES

STRENGTH OF
SCHEDULE

OPP. STRENGTH
OF SCHEDULE






























































TEAM
RPI

ADJ.
RPI

CONF.
RPI





ADJ CONF.
RPI

DIV. I ONLY	11- 15	221	4- 6	343	325	309	309	30	30
DIV. I NON-CONF.	7- 5	132	0- 0	317	279	229	229	31	31
<hr/>									
TOTALS	RPI 1-25	RPI 26-50	W-L RECORDS	RPI 51-100	RPI 101-999	RPI 201+			
11- 15	0- 0	0- 1	OVERALL	0- 1	11- 13	11- 13			
9- 5	0- 0	0- 1	HOME	0- 0	9- 4	9- 4			
2- 10	0- 0	0- 0	AWAY	0- 1	2- 9	2- 9			
0- 0	0- 0	0- 0	NEUTRAL	0- 0	0- 0	0- 0			
7- 5	0- 0	0- 1	NON-CONFERENCE	0- 1	7- 3	7- 3			
6- 1	0- 0	0- 1	HOME	0- 0	6- 0	6- 0			
1- 4	0- 0	0- 0	AWAY	0- 1	1- 3	1- 3			
0- 0	0- 0	0- 0	NEUTRAL	0- 0	0- 0	0- 0			
4- 10	0- 0	0- 0	CONFERENCE	0- 0	4- 10	4- 10			
3- 4	0- 0	0- 0	HOME	0- 0	3- 4	3- 4			
1- 6	0- 0	0- 0	AWAY	0- 0	1- 6	1- 6			
0- 0	0- 0	0- 0	NEUTRAL	0- 0	0- 0	0- 0			

RPI 1-25	RPI 26-50	RPI 51-100	RPI 101+	Team's RPI: 309
RPI S Opponent Score	RPI S Opponent Score	RPI S Opponent Score	RPI S Opponent Score	Score
	49  Southern California 64  71	57  Oklahoma St. 38  80	204  Wisconsin 54  82	
			209  New Mexico St. 56  72	
			209  New Mexico St. 77  79	
			210  CSU Bakersfield 30  71	
			210  CSU Bakersfield 64  67	
			219  Seattle U 56  64	
			219  Seattle U 69 67	
			226  A&M-Corpus Christi 41  71	
			226  A&M-Corpus Christi 56 53	
			245  Prairie View 78 62	
			249  Grand Canyon 58  59	
			249  Grand Canyon 59  65	
			252  Texas Tech 64  80	
			265  UTSA 70 58	
			275  Massachusetts 67 59	
			279  UMKC 59  79	
			279  UMKC 52  54	
			282  North Dakota St. 82 79	
			285  Canisius 63 46	
			321  Utah Valley 60  69	
			321  Utah Valley 71 64	
			339  Florida A&M 51 38	
			346  Chicago St. 69 62	
			346  Chicago St. 81 44	
LAST 12 Division I GAMES:				
209  New Mexico St. 56  72	249  Grand Canyon 58  59			
346  Chicago St. 69 62	209  New Mexico St. 77  79			
279  UMKC 59  79	346  Chicago St. 81 44			
321  Utah Valley 71 64	219  Seattle U 56  64			
219  Seattle U 69 67	321  Utah Valley 60  69			
210  CSU Bakersfield 30  71	249  Grand Canyon 59  65			

Non-Div I Games: Texas Lutheran 78 43 Concordia (TX) 67 49 Trinity (TX) 62 57

UTRGV

 Loss,  Non-Conf, S Site,  Home  Away N Neutral

Average RPI Win: 249
Average RPI Loss: 158

WON-LOST
RECORD

WINNING
PCT. RANK

LAST 10
GAMES

STRENGTH OF
SCHEDULE

OPP. STRENGTH
OF SCHEDULE

TEAM
RPI

ADJ.
RPI

CONF.
RPI

ADJ CONF.
RPI

DIV. I ONLY	7- 19	285	5- 5	150	226	265	265	18	18
DIV. I NON-CONF.	1- 9	318	0- 0	209	263	321	321	20	20
<hr/>									
TOTALS	RPI 1-25	RPI 26-50	W-L RECORDS	RPI 51-100	RPI 101-999	RPI 201+			
7- 19	0- 1	0- 0	OVERALL	0- 3	7- 15	5- 5			
4- 7	0- 0	0- 0	HOME	0- 1	4- 6	3- 1			
2- 12	0- 1	0- 0	AWAY	0- 2	2- 9	1- 4			
1- 0	0- 0	0- 0	NEUTRAL	0- 0	1- 0	1- 0			
1- 9	0- 1	0- 0	NON-CONFERENCE	0- 1	1- 7	1- 2			
0- 3	0- 0	0- 0	HOME	0- 0	0- 3	0- 0			
0- 6	0- 1	0- 0	AWAY	0- 1	0- 4	0- 2			
1- 0	0- 0	0- 0	NEUTRAL	0- 0	1- 0	1- 0			
6- 10	0- 0	0- 0	CONFERENCE	0- 2	6- 8	4- 3			
4- 4	0- 0	0- 0	HOME	0- 1	4- 3	3- 1			
2- 6	0- 0	0- 0	AWAY	0- 1	2- 5	1- 2			
0- 0	0- 0	0- 0	NEUTRAL	0- 0	0- 0	0- 0			

RPI 1-25				RPI 26-50				RPI 51-100				RPI 101+				Team's RPI: 265
RPI	S	Opponent	Score	RPI	S	Opponent	Score	RPI	S	Opponent	Score	RPI	S	Opponent	Score	
11	A	Texas	70 120					55	A	Arizona St.	42 74	102	H	Middle Tenn.	47 62	
								56	A	Western Ky.	38 73	106	A	Rice	52 83	
								81	H	UAB	66 74	106	H	Rice	62 58	
												124	A	Louisiana Tech	55 63	
												134	H	Northern Ill.	55 69	
												138	A	Texas St.	38 91	
												154	A	Charlotte	75 88	
												167	H	UT Arlington	68 69	
												172	A	San Diego	69 78	
												176	A	UTEP	58 55	
												176	H	UTEP	53 66	
												192	H	North Dakota	47 60	
												206	A	Southern Miss.	60 83	
												220	H	Fla. Atlantic	65 99	
												224	H	North Texas	70 58	
												283	A	Old Dominion	63 69	
												283	H	Old Dominion	64 56	
												300	H	FIU	69 66	
												309	A	UTRGV	58 70	
												313	A	Marshall	72 59	
												319	A	Cal St. Fullerton	46 55	
												341	N	Mississippi Val.	68 55	
<hr/>																
LAST 12 Division I GAMES:																
				81	H	UAB	66 74					176	H	UTEP	53 66	
				106	H	Rice	62 58					224	H	North Texas	70 58	
				176	A	UTEP	58 55					206	A	Southern Miss.	60 83	
				300	H	FIU	69 66					220	H	Fla. Atlantic	65 99	
				154	A	Charlotte	75 88					283	A	Old Dominion	63 69	
				313	A	Marshall	72 59					56	A	Western Ky.	38 73	

Non-Div I Games: Sul Ross St. 97 47 Tex. A&M-Commerce 60 69

UTSA

Loss, Non-Conf, S Site, H Home A Away N Neutral

Average RPI Win:	180	WON-LOST	WINNING	LAST 10	STRENGTH OF	OPP. STRENGTH	TEAM	ADJ.	CONF.	ADJ CONF.
Average RPI Loss:	63	RECORD	PCT. RANK	GAMES	SCHEDULE	OF SCHEDULE	RPI	RPI	RPI	RPI
DIV. I ONLY	17- 13	129	3- 7	124	60	110	110	5	5	
DIV. I NON-CONF.	9- 2	33	0- 0	176	188	50	50	3	3	

TOTALS	RPI 1-25	RPI 26-50	W-L RECORDS	RPI 51-100	RPI 101-999	RPI 201+				
17- 13	0- 4	0- 4	OVERALL	3- 2	14- 3	6- 0				
10- 6	0- 2	0- 2	HOME	2- 1	8- 1	4- 0				
7- 6	0- 2	0- 2	AWAY	1- 1	6- 1	2- 0				
0- 1	0- 0	0- 0	NEUTRAL	0- 0	0- 1	0- 0				
9- 2	0- 0	0- 0	NON-CONFERENCE	2- 1	7- 1	4- 0				
7- 0	0- 0	0- 0	HOME	2- 0	5- 0	3- 0				
2- 2	0- 0	0- 0	AWAY	0- 1	2- 1	1- 0				
0- 0	0- 0	0- 0	NEUTRAL	0- 0	0- 0	0- 0				
8- 11	0- 4	0- 4	CONFERENCE	1- 1	7- 2	2- 0				
3- 6	0- 2	0- 2	HOME	0- 1	3- 1	1- 0				
5- 4	0- 2	0- 2	AWAY	1- 0	4- 0	1- 0				
0- 1	0- 0	0- 0	NEUTRAL	0- 0	0- 1	0- 0				

RPI 1-25				RPI 26-50				RPI 51-100				RPI 101+ Team's RPI: 110			
RPI	S	Opponent	Score	RPI	S	Opponent	Score	RPI	S	Opponent	Score	RPI	S	Opponent	Score
7	H	Oregon	68 84	42	H	Oregon St.	58 69	55	A	Arizona St.	58 56	112	A	Washington St.	81 79
10	A	UCLA	71 78	45	A	Cal i forn i a	73 84	55	H	Arizona St.	81 83	112	H	Washington St.	54 50
10	H	UCLA	74 81	49	A	Southern Cal i forn i a	52 53	60	H	Purdue	81 68	144	A	Col orado	78 74
13	A	Stanford	49 70	49	H	Southern Cal i forn i a	47 58	78	H	Saint Mary's (CA)	74 63	144	H	Col orado	65 69
								94	A	Al abama	60 65	144	N	Col orado	56 66
												147	A	Weber St.	85 58
												153	A	BYU	68 77
												167	H	UT Ar l ington	71 41
												170	H	Oral Roberts	71 50
												200	A	Washi ngton	74 65
												200	H	Washi ngton	81 46
												205	H	Nevada	87 61
												236	H	Pepperdi ne	89 65
												276	A	Ari zona	80 56
												276	H	Ari zona	89 55
												304	A	Utah St.	79 44
												312	H	Incar nate Word	90 31

LAST 12 Di v i s i o n I GAMES:															
144	N	Col orado	56 66	13	A	Stanford	49 70	144	A	Col orado	78 74	144	H	Col orado	65 69
10	A	UCLA	71 78	144	A	Col orado	78 74	7	H	Oregon	68 84	42	H	Oregon St.	58 69
49	A	Southern Cal i forn i a	52 53	144	H	Col orado	65 69	276	A	Ari zona	80 56				
200	H	Washi ngton	81 46												
112	H	Washington St.	54 50												
45	A	Cal i forn i a	73 84												

Non-Di v I Games:

Utah

Average RPI Win: 223

Average RPI Loss: 164

WON-LOST
RECORDWINNING
PCT. RANKLAST 10
GAMESSTRENGTH OF
SCHEDULEOPP. STRENGTH
OF SCHEDULETEAM
RPIADJ.
RPICONF.
RPIADJ CONF.
RPIDIV. I ONLY
DIV. I NON-CONF.6- 22
1- 9313
3183- 7
0- 0199
253171
317304
331304
33116
1416
14

TOTALS

RPI 1-25

RPI 26-50

W-L RECORDS

RPI 51-100

RPI 101-999

RPI 201+

6- 22

0- 0

0- 1

OVERALL

0- 6

6- 15

4- 7

5- 7

0- 0

0- 0

HOME

0- 3

5- 4

4- 1

1- 13

0- 0

0- 0

AWAY

0- 3

1- 10

0- 5

0- 2

0- 0

0- 1

NEUTRAL

0- 0

0- 1

0- 1

1- 9

0- 0

0- 1

NON-CONFERENCE

0- 0

1- 8

0- 4

0- 3

0- 0

0- 0

HOME

0- 0

0- 3

0- 1

1- 4

0- 0

0- 0

AWAY

0- 0

1- 4

0- 2

0- 2

0- 0

0- 1

NEUTRAL

0- 0

0- 1

0- 1

5- 13

0- 0

0- 0

CONFERENCE

0- 6

5- 7

4- 3

5- 4

0- 0

0- 0

HOME

0- 3

5- 1

4- 0

0- 9

0- 0

0- 0

AWAY

0- 3

0- 6

0- 3

0- 0

0- 0

0- 0

NEUTRAL

0- 0

0- 0

0- 0

RPI 1-25

RPI 26-50

RPI 51-100

RPI 101+

Team's RPI: 304

RPI S Opponent Score

RPI S Opponent Score

RPI S Opponent Score

RPI S Opponent Score

42 N Oregon St. 55 94

80 A Wyoming 44 61

110 H Utah 44 79

80 H Wyoming 46 64

120 A Colorado St. 45 56

82 A New Mexico 47 80

133 A Boise St. 60 68

82 H New Mexico 50 74

133 H Boise St. 42 64

87 A UNLV 58 68

141 A Fresno St. 56 57

87 H UNLV 54 63

141 H Fresno St. 60 52

149 A Idaho St. 44 64

153 A BYU 76 69

177 H Denver 72 74

185 A UC Irvine 84 87

205 A Nevada 78 85

205 H Nevada 79 57

212 N Montana St. 52 64

269 H San Diego St. 62 58

276 H Arizona 49 65

281 A San Jose St. 66 79

281 H San Jose St. 86 78

289 A Air Force 50 57

289 H Air Force 57 55

321 A Utah Valley 43 61

330 A Southern Utah 67 70

LAST 12 Division I GAMES:

87 A UNLV 58 68

80 H Wyoming 46 64

281 H San Jose St. 86 78

82 A New Mexico 47 80

289 H Air Force 57 55

141 H Fresno St. 60 52

205 A Nevada 78 85

289 A Air Force 50 57

82 H New Mexico 50 74

80 A Wyoming 44 61

133 A Boise St. 60 68

133 H Boise St. 42 64

Non-Div I Games:

Dixie St.

92 72

Utah St.

Utah Valley

Through Games Of March 4, 2018

Average RPI Win:	281	WON-LOST	WINNING	LAST 10	STRENGTH OF	OPP. STRENGTH	TEAM	ADJ.	CONF.	ADJ CONF.
Average RPI Loss:	215	RECORD	PCT. RANK	GAMES	SCHEDULE	OF SCHEDULE	RPI	RPI	RPI	RPI
DIV. I ONLY	9- 18	256	2- 8	337	324	321	321	30	30	
DIV. I NON-CONF.	4- 9	249	0- 0	302	278	319	319	31	31	

TOTALS	RPI 1-25	RPI 26-50	W-L RECORDS	RPI 51-100	RPI 101-999	RPI 201+				
9- 18	0- 0	0- 1	OVERALL	0- 0	9- 17	8- 12				
7- 6	0- 0	0- 0	HOME	0- 0	7- 6	6- 5				
2- 12	0- 0	0- 0	AWAY	0- 0	2- 1	2- 1				
0- 0	0- 0	0- 0	NEUTRAL	0- 0	0- 0	0- 0				
4- 9	0- 0	0- 1	NON-CONFERENCE	0- 0	4- 8	3- 3				
4- 2	0- 0	0- 0	HOME	0- 0	4- 2	3- 1				
0- 7	0- 0	0- 1	AWAY	0- 0	0- 6	0- 2				
0- 0	0- 0	0- 0	NEUTRAL	0- 0	0- 0	0- 0				
5- 9	0- 0	0- 0	CONFERENCE	0- 0	5- 9	5- 9				
3- 4	0- 0	0- 0	HOME	0- 0	3- 4	3- 4				
2- 5	0- 0	0- 0	AWAY	0- 0	2- 5	2- 5				
0- 0	0- 0	0- 0	NEUTRAL	0- 0	0- 0	0- 0				

RPI 1-25				RPI 26-50				RPI 51-100				RPI 101+ Team's RPI: 321			
RPI	S	Opponent	Score	RPI	S	Opponent	Score	RPI	S	Opponent	Score	RPI	S	Opponent	Score
				42	A	Oregon St.	41 98					140	H	Cal Poly	89 70
												142	A	Eastern Wash.	41 61
												147	A	Weber St.	57 75
												149	H	Idaho St.	58 70
												153	A	BYU	54 75
												177	A	Denver	53 72
												209	A	New Mexico St.	51 59
												209	H	New Mexico St.	72 82
												210	A	CSU Bakersfield	58 63
												210	H	CSU Bakersfield	60 64
												219	A	Seattle U	53 83
												219	H	Seattle U	75 77
												236	A	Pepperdine	44 71
												249	A	Grand Canyon	61 81
												249	H	Grand Canyon	84 64
												279	A	UMKC	66 59
												279	H	UMKC	68 65
												289	H	Air Force	59 56
												304	H	Utah St.	61 43
												309	A	UTRGV	64 71
												309	H	UTRGV	69 60
												317	A	Portland	64 71
												319	H	Cal St. Fullerton	36 73
												330	H	Southern Utah	69 61
												346	A	Chicago St.	68 30
												346	H	Chicago St.	74 84

LAST 12 Division I GAMES:															
				219	A	Seattle U	53 83	346	H	Chicago St.	74 84				
				249	H	Grand Canyon	84 64	219	H	Seattle U	75 77				
				210	H	CSU Bakersfield	60 64	249	A	Grand Canyon	61 81				
				309	A	UTRGV	64 71	209	H	New Mexico St.	72 82				
				209	A	New Mexico St.	51 59	309	H	UTRGV	69 60				
				279	H	UMKC	68 65	346	A	Chicago St.	68 30				

Non-Div I Games: Antelope Valley 78 54 Dixie St. 72 63

Utah Valley

Loss,
Non-Conf,
Site,
Home
Away
Neutral

Average RPI Win:	250	WON-LOST	WINNING	LAST 10	STRENGTH OF	OPP. STRENGTH	TEAM	ADJ.	CONF.	ADJ CONF.
Average RPI Loss:	145	RECORD	PCT. RANK	GAMES	SCHEDULE	OF SCHEDULE	RPI	RPI	RPI	RPI
DIV. I ONLY	7- 22	299	3- 7	149	186	280	280	13	13	
DIV. I NON-CONF.	3- 9	280	0- 0	194	282	279	279	10	10	

TOTALS	RPI 1-25	RPI 26-50	W-L RECORDS	RPI 51-100	RPI 101-999	RPI 201+				
7- 22	0- 0	0- 3	OVERALL	0- 6	7- 13	5- 6				
5- 7	0- 0	0- 0	HOME	0- 4	5- 3	3- 1				
1- 13	0- 0	0- 0	AWAY	0- 0	1- 1	1- 0				
1- 2	0- 0	0- 1	NEUTRAL	0- 1	1- 0	1- 0				
3- 9	0- 0	0- 2	NON-CONFERENCE	0- 2	3- 5	3- 4				
2- 2	0- 0	0- 0	HOME	0- 1	2- 1	2- 1				
0- 5	0- 0	0- 1	AWAY	0- 0	0- 4	0- 3				
1- 2	0- 0	0- 1	NEUTRAL	0- 1	1- 0	1- 0				
4- 13	0- 0	0- 1	CONFERENCE	0- 4	4- 8	2- 2				
3- 5	0- 0	0- 0	HOME	0- 3	3- 2	1- 0				
1- 8	0- 0	0- 1	AWAY	0- 1	1- 6	1- 2				
0- 0	0- 0	0- 0	NEUTRAL	0- 0	0- 0	0- 0				

RPI 1-25				RPI 26-50				RPI 51-100				RPI 101+				Team's RPI : 280	
RPI	S	Opponent	Score	RPI	S	Opponent	Score	RPI	S	Opponent	Score	RPI	S	Opponent	Score		
32	A	Dayton	64 74	64				61	N	Penn	52 82	107	H	George Mason	42 65		
41	A	Minnesota	63 108	63				73	A	Duquesne	71 80	121	H	Saint Louis	88 84		
48	N	Mercer	54 70	54				73	H	Duquesne	51 70	136	A	Saint Joseph's	63 72		
								79	H	George Washington	39 61	136	A	Saint Joseph's	41 79		
								85	H	Fordham	54 64	136	H	Saint Joseph's	56 54		
								98	H	Georgetown	59 71	137	A	Radford	62 79		
												186	A	Davison	63 69		
												198	A	Richmond	54 59		
												198	H	Richmond	68 77		
												202	H	Norfolk St.	52 66		
												217	A	UNCG	61 74		
												246	A	La Salle	57 62		
												257	H	St. Bonaventure	77 75		
												258	A	UNCW	67 83		
												275	A	Massachusetts	75 79		
												283	H	Old Dominion	68 39		
												297	N	Long Beach St.	69 59		
												306	A	Georgia St.	56 61		
												320	H	Coppin St.	62 47		
												334	A	Rhode Island	61 49		
LAST 12 Division I GAMES:																	
136	A	Saint Joseph's	63 72	73	A	Duquesne	71 80										
186	A	Davison	63 69	32	A	Dayton	64 74										
121	H	Saint Louis	88 84	136	H	Saint Joseph's	56 54										
198	A	Richmond	54 59	198	H	Richmond	68 77										
107	H	George Mason	42 65	246	A	La Salle	57 62										
257	H	St. Bonaventure	77 75	275	A	Massachusetts	75 79										

Non-Div I Games:

VCU

Average RPI Win:	315	WON-LOST	WINNING	LAST 10	STRENGTH OF	OPP. STRENGTH	TEAM	ADJ.	CONF.	ADJ CONF.
Average RPI Loss:	157	RECORD	PCT. RANK	GAMES	SCHEDULE	OF SCHEDULE	RPI	RPI	RPI	RPI
DIV. I ONLY	10- 17	241	2- 8	339	250	298	298	23	23	
DIV. I NON-CONF.	5- 4	146	0- 0	340	275	227	227	21	21	

TOTALS	RPI 1-25	RPI 26-50	W-L RECORDS	RPI 51-100	RPI 101-999	RPI 201+				
10- 17	0- 0	0- 0	OVERALL	0- 7	10- 10	10- 6				
6- 6	0- 0	0- 0	HOME	0- 2	6- 4	6- 2				
4- 11	0- 0	0- 0	AWAY	0- 0	4- 0	4- 0				
0- 0	0- 0	0- 0	NEUTRAL	0- 0	0- 0	0- 0				
5- 4	0- 0	0- 0	NON-CONFERENCE	0- 3	5- 1	5- 1				
3- 0	0- 0	0- 0	HOME	0- 0	3- 0	3- 0				
2- 4	0- 0	0- 0	AWAY	0- 3	2- 1	2- 1				
0- 0	0- 0	0- 0	NEUTRAL	0- 0	0- 0	0- 0				
5- 13	0- 0	0- 0	CONFERENCE	0- 4	5- 9	5- 5				
3- 6	0- 0	0- 0	HOME	0- 2	3- 4	3- 2				
2- 7	0- 0	0- 0	AWAY	0- 2	2- 5	2- 3				
0- 0	0- 0	0- 0	NEUTRAL	0- 0	0- 0	0- 0				

RPI 1-25				RPI 26-50				RPI 51-100				RPI 101+ Team's RPI: 298			
RPI	S	Opponent	Score	RPI	S	Opponent	Score	RPI	S	Opponent	Score	RPI	S	Opponent	Score
								60	A	Purdue	49 95	135	A	UNI	56 77
								70	A	Drake	50 86	135	H	UNI	53 76
								70	H	Drake	53 85	171	A	Southern Ill.	63 74
								83	A	Miami (OH)	68 77	171	H	Southern Ill.	86 88
								88	A	Liberty	40 61	203	A	Bowling Green	77 90
								97	A	Missouri St.	60 83	239	A	Illinois St.	55 63
								97	H	Missouri St.	60 66	239	H	Illinois St.	56 50
												249	H	Grand Canyon	80 75
												260	A	Indiana St.	46 64
												260	H	Indiana St.	54 67
												267	A	Bradley	58 69
												267	H	Bradley	69 88
												305	A	Loyola Chicago	63 53
												305	H	Loyola Chicago	76 60
												324	H	Fort Wayne	68 50
												342	A	Longwood	81 68
												345	A	Eastern Ill.	76 67
												346	H	Chicago St.	71 60
												349	A	Evansville	67 54
												349	H	Evansville	101 59
LAST 12 Division I GAMES:															
				70	H	Drake	53 85	305	A	Loyola Chicago	63 53				
				135	H	UNI	53 76	239	A	Illinois St.	55 63				
				349	A	Evansville	67 54	267	A	Bradley	58 69				
				260	A	Indiana St.	46 64	260	H	Indiana St.	54 67				
				97	H	Missouri St.	60 66	349	H	Evansville	101 59				
				171	H	Southern Ill.	86 88	171	A	Southern Ill.	63 74				

Non-Div I Games: Ind.-Northwest 99 59 Ind.-Kokomo 81 47

Valparaiso

Average RPI Win:	137	WON-LOST	WINNING	LAST 10	STRENGTH OF	OPP. STRENGTH	TEAM	ADJ.	CONF.	ADJ CONF.
Average RPI Loss:	61	RECORD	PCT. RANK	GAMES	SCHEDULE	OF SCHEDULE	RPI	RPI	RPI	RPI
DIV. I ONLY	7- 24	311	2- 8	7	10	150	150	2	2	
DIV. I NON-CONF.	4- 10	267	0- 0	20	23	146	146	2	2	

TOTALS	RPI 1-25	RPI 26-50	W-L RECORDS	RPI 51-100	RPI 101-999	RPI 201+				
7- 24	0- 10	0- 5	OVERALL	2- 2	5- 7	1- 1				
4- 11	0- 6	0- 2	HOME	1- 1	3- 2	1- 0				
3- 10	0- 4	0- 2	AWAY	1- 1	2- 3	0- 0				
0- 3	0- 0	0- 1	NEUTRAL	0- 0	0- 2	0- 1				
4- 10	0- 3	0- 2	NON-CONFERENCE	1- 1	3- 4	1- 1				
2- 5	0- 1	0- 1	HOME	0- 1	2- 2	1- 0				
2- 3	0- 2	0- 0	AWAY	1- 0	1- 1	0- 0				
0- 2	0- 0	0- 1	NEUTRAL	0- 0	0- 1	0- 1				
3- 14	0- 7	0- 3	CONFERENCE	1- 1	2- 3	0- 0				
2- 6	0- 5	0- 1	HOME	1- 0	1- 0	0- 0				
1- 7	0- 2	0- 2	AWAY	0- 1	1- 2	0- 0				
0- 1	0- 0	0- 0	NEUTRAL	0- 0	0- 1	0- 0				

RPI 1-25				RPI 26-50				RPI 51-100				RPI 101+				Team's RPI: 150
RPI	S	Opponent	Score	RPI	S	Opponent	Score	RPI	S	Opponent	Score	RPI	S	Opponent	Score	
3	A	Louisville	57 79	26	A	Georgia	55 67	58	H	Belmont	74 111	101	A	Auburn	60 63	
4	H	Mississippi St.	50 95	26	H	Georgia	52 81	79	A	George Washington	69 59	102	H	Middle Tenn.	54 65	
9	A	Tennessee	73 86	27	A	LSU	65 85	86	H	Kentucky	70 55	103	H	Iowa St.	77 74	
9	H	Tennessee	64 74	34	H	Baylor St.	79 88	94	A	Alabama	75 77	121	A	Saint Louis	74 69	
12	H	South Carolina	82 95	35	N	Syracuse	78 84					122	A	Tulane	59 71	
15	H	Texas A&M	67 91									146	H	Arkansas	78 73	
17	H	NC State	72 83									146	N	Arkansas	76 88	
20	A	Central Mich.	75 92									163	A	Ole Miss	75 72	
22	A	Missouri	68 83									175	A	Florida	71 88	
22	H	Missouri	70 81									189	H	Memphis	60 71	
												204	N	Wisconsin	71 73	
												261	H	Lipscomb	92 82	

LAST 12 Division I GAMES:																
146	N	Arkansas	76 88	26	A	Georgia	55 67	9	H	Tennessee	64 74	163	A	Ole Miss	75 72	
146	H	Arkansas	78 73					15	H	Texas A&M	67 91					
22	A	Missouri	68 83					94	A	Alabama	75 77					
175	A	Florida	71 88					12	H	South Carolina	82 95					
4	H	Mississippi St.	50 95													
101	A	Auburn	60 63													

Non-Div I Games:

Vanderbilt

Average RPI Win: 230	WON-LOST RECORD	WINNING PCT. RANK	LAST 10 GAMES	STRENGTH OF SCHEDULE	OPP. STRENGTH OF SCHEDULE	TEAM RPI	ADJ. RPI	CONF. RPI	ADJ CONF. RPI
Average RPI Loss: 165									
DIV. I ONLY	7- 22	299	2- 8	164	242	291	291	20	20
DIV. I NON-CONF.	2- 10	300	0- 0	243	169	329	329	24	24

TOTALS	RPI 1-25	RPI 26-50	W-L RECORDS	RPI 51-100	RPI 101-999	RPI 201+			
7- 22	0- 0	0- 1	OVERALL	1- 6	6- 15	4- 7			
5- 10	0- 0	0- 0	HOME	1- 3	4- 7	3- 3			
2- 11	0- 0	0- 0	AWAY	0- 0	2- 0	1- 0			
0- 1	0- 0	0- 0	NEUTRAL	0- 1	0- 0	0- 0			
2- 10	0- 0	0- 1	NON-CONFERENCE	0- 2	2- 7	2- 5			
2- 5	0- 0	0- 0	HOME	0- 2	2- 3	2- 2			
0- 5	0- 0	0- 1	AWAY	0- 0	0- 4	0- 3			
0- 0	0- 0	0- 0	NEUTRAL	0- 0	0- 0	0- 0			
5- 12	0- 0	0- 0	CONFERENCE	1- 4	4- 8	2- 2			
3- 5	0- 0	0- 0	HOME	1- 1	2- 4	1- 1			
2- 6	0- 0	0- 0	AWAY	0- 2	2- 4	1- 1			
0- 1	0- 0	0- 0	NEUTRAL	0- 1	0- 0	0- 0			

RPI S Opponent	Score	RPI S Opponent	Score	RPI S Opponent	Score	RPI S Opponent	Score	Team's RPI: 291
		50 A Miami (FL)	49 73	53 H American	62 64	115 A Dartmouth	56 66	
				64 H James Madison	56 68	130 A Hartford	52 91	
				74 A Maine	55 64	130 H Hartford	53 47	
				74 H Maine	47 79	139 H Northeastern	66 71	
				84 A Albany (NY)	55 67	157 A Binghamton	38 52	
				84 H Albany (NY)	62 57	157 H Binghamton	48 62	
				84 N Albany (NY)	42 60	173 A New Hampshire	58 53	
						173 H New Hampshire	49 52	
						187 A Stony Brook	57 80	
						187 H Stony Brook	49 55	
						211 H Columbia	66 73	
						229 H Boston U.	41 57	
						238 A Holy Cross	53 64	
						250 A Rider	49 64	
						259 H Howard	88 65	
						293 H Central Conn. St.	62 48	
						300 A FIU	70 80	
						323 A UMBC	72 58	
						323 H UMBC	51 52	
						348 A UMass Lowell	60 65	
						348 H UMass Lowell	63 55	
LAST 12 Division I GAMES:								
		84 N Albany (NY)	42 60	84 H Albany (NY)	62 57			
		187 H Stony Brook	49 55	173 A New Hampshire	58 53			
		74 H Maine	47 79	323 H UMBC	51 52			
		130 A Hartford	52 91	157 H Binghamton	48 62			
		157 A Binghamton	38 52	84 A Albany (NY)	55 67			
		348 A UMass Lowell	60 65	130 H Hartford	53 47			

Non-Div I Games: Norwich 75 31

Vermont

Average RPI Win:	132	WON-LOST	WINNING	LAST 10	STRENGTH OF	OPP. STRENGTH	TEAM	ADJ.	CONF.	ADJ CONF.
Average RPI Loss:	59	RECORD	PCT. RANK	GAMES	SCHEDULE	OF SCHEDULE	RPI	RPI	RPI	RPI
DIV. I ONLY	22- 8	51	7- 3	47	69	28	28	6	6	
DIV. I NON-CONF.	10- 1	15	0- 0	24	108	9	9	6	6	

TOTALS	RPI 1-25	RPI 26-50	W-L RECORDS	RPI 51-100	RPI 101-999	RPI 201+				
22- 8	2- 3	2- 1	OVERALL	5- 3	13- 1	6- 0				
9- 3	2- 1	1- 0	HOME	2- 1	4- 1	2- 0				
10- 4	0- 2	1- 1	AWAY	1- 1	8- 0	4- 0				
3- 1	0- 0	0- 0	NEUTRAL	2- 1	1- 0	0- 0				
10- 1	1- 0	1- 0	NON-CONFERENCE	2- 1	6- 0	2- 0				
2- 1	1- 0	0- 0	HOME	0- 1	1- 0	0- 0				
5- 0	0- 0	1- 0	AWAY	0- 0	4- 0	2- 0				
3- 0	0- 0	0- 0	NEUTRAL	2- 0	1- 0	0- 0				
12- 7	1- 3	1- 1	CONFERENCE	3- 2	7- 1	4- 0				
7- 2	1- 1	1- 0	HOME	2- 0	3- 1	2- 0				
5- 4	0- 2	0- 1	AWAY	1- 1	4- 0	2- 0				
0- 1	0- 0	0- 0	NEUTRAL	0- 1	0- 0	0- 0				

RPI 1-25				RPI 26-50				Team's RPI: 28				RPI 51-100				RPI 101+			
RPI	S	Opponent	Score	RPI	S	Opponent	Score	RPI	S	Opponent	Score	RPI	S	Opponent	Score	RPI	S	Opponent	Score
18	H	Duke	64 55	29	A	Princeton	62 59	53	N	American	65 60	119	A	Seton Hall	67 59				
23	A	DePaul	66 71	44	A	Creighton	54 69	61	H	Penn	77 79	119	H	Seton Hall	59 53				
23	H	DePaul	84 58	44	H	Creighton	55 48	64	N	James Madison	60 57	123	A	Butler	69 67				
24	A	Marquette	69 90					72	A	St. John's (NY)	64 70	123	H	Butler	53 76				
24	H	Marquette	57 67					72	H	St. John's (NY)	69 52	130	A	Hartford	71 53				
								98	A	Georgetown	60 58	136	H	Saint Joseph's	79 44				
								98	H	Georgetown	68 67	181	A	Temple	69 65				
								98	N	Georgetown	58 63	196	N	Lehigh	62 42				
												215	A	Providence	63 55				
												215	H	Providence	70 43				
												223	A	Xavier	89 50				
												223	H	Xavier	75 57				
												246	A	La Salle	76 49				
												271	A	Fairfield	73 44				

LAST 12 Division I GAMES:																			
				98	N	Georgetown	58 63	72	H	St. John's (NY)	69 52								
				44	H	Creighton	55 48	98	H	Georgetown	68 67								
				215	H	Providence	70 43	123	A	Butler	69 67								
				23	A	DePaul	66 71	223	A	Xavier	89 50								
				24	A	Marquette	69 90	24	H	Marquette	57 67								
				119	H	Seton Hall	59 53	23	H	DePaul	84 58								

Non-Div I Games:

Villanova

Average RPI Win:	126	WON-LOST	WINNING	LAST 10	STRENGTH OF	OPP. STRENGTH	TEAM	ADJ.	CONF.	ADJ CONF.
Average RPI Loss:	21	RECORD	PCT. RANK	GAMES	SCHEDULE	OF SCHEDULE	RPI	RPI	RPI	RPI
DIV. I ONLY	18- 13	122	4- 6	3	4	30	30	1	1	
DIV. I NON-CONF.	7- 6	165	0- 0	15	27	73	73	1	1	

TOTALS	RPI 1-25	RPI 26-50	W-L RECORDS	RPI 51-100	RPI 101-999	RPI 201+				
18- 13	1- 8	1- 4	OVERALL	7- 1	9- 0	4- 0				
10- 6	0- 3	1- 2	HOME	2- 1	7- 0	3- 0				
5- 6	1- 4	0- 2	AWAY	2- 0	2- 0	1- 0				
3- 1	0- 1	0- 0	NEUTRAL	3- 0	0- 0	0- 0				
7- 6	0- 2	0- 3	NON-CONFERENCE	3- 1	4- 0	3- 0				
5- 3	0- 1	0- 1	HOME	1- 1	4- 0	3- 0				
0- 3	0- 1	0- 2	AWAY	0- 0	0- 0	0- 0				
2- 0	0- 0	0- 0	NEUTRAL	2- 0	0- 0	0- 0				
11- 7	1- 6	1- 1	CONFERENCE	4- 0	5- 0	1- 0				
5- 3	0- 2	1- 1	HOME	1- 0	3- 0	0- 0				
5- 3	1- 3	0- 0	AWAY	2- 0	2- 0	1- 0				
1- 1	0- 1	0- 0	NEUTRAL	1- 0	0- 0	0- 0				

RPI	S	Opponent	Score	RPI	S	Opponent	Score	Team's RPI: 30	RPI	S	Opponent	Score	RPI	S	Opponent	Score
1	H	Notre Dame	69 83	26	H	Georgia	61 64		51	H	Harvard	50 48	108	A	Wake Forest	48 41
1	N	Notre Dame	47 83	32	A	Dayton	46 61		54	N	Indiana	82 72	116	H	North Carolina	82 70
3	A	Louisville	39 51	35	H	Syracuse	68 63		67	A	Virginia Tech	64 62	166	H	Clemson	70 41
3	H	Louisville	41 77	39	A	Rutgers	43 52		67	H	Virginia Tech	61 52	182	H	Hampton	66 62
4	A	Mississippi St.	53 68	50	H	Miami (FL)	62 77		68	A	Georgia Tech	62 56	183	H	Pittsburgh	62 50
8	A	Florida St.	62 77						68	N	Georgia Tech	60 58	207	A	Boston College	68 57
16	H	Maryland	59 60						73	H	Duquesne	63 74	217	H	UNCG	68 50
17	A	NC State	73 63						100	N	Ohio	77 59	262	H	Manhattan	69 47
18	A	Duke	48 55										293	H	Central Conn. St.	103 59

LAST 12 Division I GAMES:																
		1 N Notre Dame	47 83			67 A Virginia Tech	64 62									
		68 N Georgia Tech	60 58			8 A Florida St.	62 77									
		108 A Wake Forest	48 41			3 H Louisville	41 77									
		3 A Louisville	39 51			68 A Georgia Tech	62 56									
		50 H Miami (FL)	62 77			116 H North Carolina	82 70									
		1 H Notre Dame	69 83			67 H Virginia Tech	61 52									

Non-Div I Games:

Virginia

Average RPI Win:	159	WON-LOST	WINNING	LAST 10	STRENGTH OF	OPP. STRENGTH	TEAM	ADJ.	CONF.	ADJ CONF.
Average RPI Loss:	39	RECORD	PCT. RANK	GAMES	SCHEDULE	OF SCHEDULE	RPI	RPI	RPI	RPI
DIV. I ONLY	18- 13	122	4- 6	34	32	67	67	1	1	
DIV. I NON-CONF.	11- 2	22	0- 0	169	143	56	56	1	1	

TOTALS	RPI 1-25	RPI 26-50	W-L RECORDS	RPI 51-100	RPI 101-999	RPI 201+				
18- 13	0- 6	4- 4	OVERALL	1- 1	13- 2	6- 0				
11- 4	0- 2	1- 2	HOME	1- 0	9- 0	4- 0				
5- 6	0- 3	1- 2	AWAY	0- 0	4- 1	2- 0				
2- 3	0- 1	2- 0	NEUTRAL	0- 1	0- 1	0- 0				
11- 2	0- 0	2- 0	NON-CONFERENCE	0- 1	9- 1	5- 0				
7- 0	0- 0	1- 0	HOME	0- 0	6- 0	3- 0				
3- 0	0- 0	0- 0	AWAY	0- 0	3- 0	2- 0				
1- 2	0- 0	1- 0	NEUTRAL	0- 1	0- 1	0- 0				
7- 11	0- 6	2- 4	CONFERENCE	1- 0	4- 1	1- 0				
4- 4	0- 2	0- 2	HOME	1- 0	3- 0	1- 0				
2- 6	0- 3	1- 2	AWAY	0- 0	1- 1	0- 0				
1- 1	0- 1	1- 0	NEUTRAL	0- 0	0- 0	0- 0				

RPI 1-25				RPI 26-50				RPI 51-100				RPI 101+			
RPI	S	Opponent	Score	RPI	S	Opponent	Score	RPI	S	Opponent	Score	RPI	S	Opponent	Score
1	A	Notre Dame	59 89	30	A	Virginia	52 61	63	N	West Virginia	61 79	101	H	Auburn	72 63
3	A	Louisville	56 67	30	H	Virginia	62 64	68	H	Georgia Tech	68 62	105	A	Chattanooga	64 44
3	N	Louisville	70 73	35	A	Syracuse	73 64					108	A	Wake Forest	56 73
8	A	Florida St.	62 107	35	N	Syracuse	85 70					116	A	North Carolina	90 74
17	H	NC State	51 68	43	H	UCF	86 69					123	N	Butler	77 79
18	H	Duke	75 86	46	N	Drexel	79 67					137	H	Radford	68 42
				50	A	Miami (FL)	46 76					166	H	Clemson	53 45
				50	H	Miami (FL)	78 82					183	H	Pittsburgh	89 66
												195	H	High Point	86 63
												207	H	Boston College	89 58
												234	A	Illinois	96 49
												273	H	UMES	90 52
												284	A	Monmouth	84 34
												302	H	USC Upstate	87 56
												328	H	Wagner	99 32

Team's RPI: 67															
LAST 12 Division I GAMES:															
		3 N Louisville	70 73			30 H Virginia	62 64								
		35 N Syracuse	85 70			116 A North Carolina	90 74								
		50 A Miami (FL)	46 76			35 A Syracuse	73 64								
		1 A Notre Dame	59 89			50 H Miami (FL)	78 82								
		166 H Clemson	53 45			68 H Georgia Tech	68 62								
		108 A Wake Forest	56 73			30 A Virginia	52 61								

Non-Div I Games:

Virginia Tech

Average RPI Win: 293	WON-LOST RECORD	WINNING PCT. RANK	LAST 10 GAMES	STRENGTH OF SCHEDULE	OPP. STRENGTH OF SCHEDULE	TEAM RPI	ADJ. RPI	CONF. RPI	ADJ CONF. RPI
Average RPI Loss: 199									
DIV. I ONLY	5- 23	325	3- 7	233	315	328	328	29	29
DIV. I NON-CONF.	1- 9	318	0- 0	135	213	303	303	29	29

TOTALS	RPI 1-25	RPI 26-50	W-L RECORDS	RPI 51-100	RPI 101-999	RPI 201+			
5- 23	0- 0	0- 1	OVERALL	0- 3	5- 19	5- 12			
4- 8	0- 0	0- 1	HOME	0- 0	4- 7	4- 4			
1- 15	0- 0	0- 0	AWAY	0- 3	1- 12	1- 8			
0- 0	0- 0	0- 0	NEUTRAL	0- 0	0- 0	0- 0			
1- 9	0- 0	0- 1	NON-CONFERENCE	0- 3	1- 5	1- 2			
1- 2	0- 0	0- 1	HOME	0- 0	1- 1	1- 0			
0- 7	0- 0	0- 0	AWAY	0- 3	0- 4	0- 2			
0- 0	0- 0	0- 0	NEUTRAL	0- 0	0- 0	0- 0			
4- 14	0- 0	0- 0	CONFERENCE	0- 0	4- 14	4- 10			
3- 6	0- 0	0- 0	HOME	0- 0	3- 6	3- 4			
1- 8	0- 0	0- 0	AWAY	0- 0	1- 8	1- 6			
0- 0	0- 0	0- 0	NEUTRAL	0- 0	0- 0	0- 0			

W
a
g
n
e
rW
a
g
n
e
r

RPI 1-25				RPI 26-50				RPI 51-100				RPI 101+ Team's RPI: 328			
RPI	S	Opponent	Score	RPI	S	Opponent	Score	RPI	S	Opponent	Score	RPI	S	Opponent	Score
				29	H	Princeton	37 58	64	A	James Madison	45 68	117	A	Saint Francis (PA)	55 86
								67	A	Virginia Tech	32 99	117	H	Saint Francis (PA)	76 79
								84	A	Albany (NY)	44 89	132	A	Robert Morris	46 49
												132	H	Robert Morris	52 58
												173	H	New Hampshire	53 65
												181	A	Temple	36 70
												187	A	Stony Brook	50 69
												237	A	Lafayette	52 70
												253	A	Sacred Heart	49 61
												253	H	Sacred Heart	55 72
												266	A	St. Francis Brooklyn	76 80
												266	H	St. Francis Brooklyn	50 47
												270	A	Towson	42 64
												272	A	LIU Brooklyn	69 74
												272	H	LIU Brooklyn	52 44
												286	A	Fairleigh Dickinson	61 62
												286	H	Fairleigh Dickinson	64 74
												292	A	Mt. St. Mary's	56 79
												292	H	Mt. St. Mary's	69 68
												293	A	Central Conn. St.	56 59
												293	H	Central Conn. St.	64 66
												295	A	Bryant	75 66
												295	H	Bryant	60 70
												342	H	Longwood	60 43
LAST 12 Division I GAMES:															
				117	A	Saint Francis (PA)	55 86	253	A	Sacred Heart	49 61				
				132	A	Robert Morris	46 49	272	H	LIU Brooklyn	52 44				
				292	H	Mt. St. Mary's	69 68	266	H	St. Francis Brooklyn	50 47				
				295	H	Bryant	60 70	292	A	Mt. St. Mary's	56 79				
				293	H	Central Conn. St.	64 66	117	H	Saint Francis (PA)	76 79				
				286	A	Fairleigh Dickinson	61 62	132	H	Robert Morris	52 58				

Non-Div I Games: Staten Island 63 58

Wagner

Wake Forest

Through Games Of March 4, 2018

Average RPI Win:	179	WON-LOST	WINNING	LAST 10	STRENGTH OF	OPP. STRENGTH	TEAM	ADJ.	CONF.	ADJ CONF.
Average RPI Loss:	54	RECORD	PCT. RANK	GAMES	SCHEDULE	OF SCHEDULE	RPI	RPI	RPI	RPI
DIV. I ONLY	14- 17	207	4- 6	59	21	108	108	1	1	
DIV. I NON-CONF.	8- 5	111	0- 0	217	105	133	133	1	1	

TOTALS	RPI 1-25	RPI 26-50	W-L RECORDS	RPI 51-100	RPI 101-999	RPI 201+				
14- 17	0- 7	2- 5	OVERALL	1- 2	11- 3	6- 1				
6- 8	0- 4	1- 2	HOME	1- 0	4- 2	3- 0				
7- 6	0- 3	1- 1	AWAY	0- 2	6- 0	3- 0				
1- 3	0- 0	0- 2	NEUTRAL	0- 0	1- 1	0- 1				
8- 5	0- 0	1- 2	NON-CONFERENCE	0- 1	7- 2	5- 1				
5- 1	0- 0	1- 0	HOME	0- 0	4- 1	3- 0				
3- 2	0- 0	0- 1	AWAY	0- 1	3- 0	2- 0				
0- 2	0- 0	0- 1	NEUTRAL	0- 0	0- 1	0- 1				
6- 12	0- 7	1- 3	CONFERENCE	1- 1	4- 1	1- 0				
1- 7	0- 4	0- 2	HOME	1- 0	0- 1	0- 0				
4- 4	0- 3	1- 0	AWAY	0- 1	3- 0	1- 0				
1- 1	0- 0	0- 1	NEUTRAL	0- 0	1- 0	0- 0				

RPI 1-25				RPI 26-50				RPI 51-100				RPI 101+ Team's RPI: 108			
RPI	S	Opponent	Score	RPI	S	Opponent	Score	RPI	S	Opponent	Score	RPI	S	Opponent	Score
1	H	Notre Dame	73 96	30	H	Virginia	41 48	67	H	Virginia Tech	73 56	116	H	North Carolina	76 79
3	A	Louisville	52 89	35	H	Syracuse	61 71	68	A	Georgia Tech	67 79	119	H	Seton Hall	57 67
8	H	Florida St.	79 81	39	A	Rutgers	51 65	93	A	Penn St.	58 68	154	H	Charlotte	71 69
17	A	NC State	61 74	41	N	Minnesota	81 93					166	A	Clemson	61 55
17	H	NC State	68 82	47	H	Elon	53 51					183	A	Pittsburgh	58 49
18	A	Duke	51 59	50	A	Miami (FL)	61 50					183	N	Pittsburgh	72 38
18	H	Duke	67 80	50	N	Miami (FL)	60 68					198	A	Richmond	85 81
												207	A	Boston College	67 59
												221	H	Texas Southern	73 56
												223	A	Xavier	62 57
												243	N	Hofstra	66 69
												263	A	Col. of Charleston	77 40
												273	H	UMES	92 50
												274	H	Appalachian St.	78 49
LAST 12 Division I GAMES:															
				50	N	Miami (FL)	60 68	35	H	Syracuse	61 71				
				183	N	Pittsburgh	72 38	18	A	Duke	51 59				
				30	H	Virginia	41 48	207	A	Boston College	67 59				
				166	A	Clemson	61 55	3	A	Louisville	52 89				
				17	A	NC State	61 74	17	H	NC State	68 82				
				67	H	Virginia Tech	73 56	68	A	Georgia Tech	67 79				

Non-Div I Games:

Wake Forest

■ Loss,
 ■ Non-Conf,
 ■ S Site,
 ■ Home
 ■ Away
 N Neutral

Average RPI Win:	136	WON-LOST	WINNING	LAST 10	STRENGTH OF	OPP. STRENGTH	TEAM	ADJ.	CONF.	ADJ CONF.
Average RPI Loss:	60	RECORD	PCT. RANK	GAMES	SCHEDULE	OF SCHEDULE	RPI	RPI	RPI	RPI
DIV. I ONLY	10- 20	256	1- 9	13	53	112	112	5	5	
DIV. I NON-CONF.	7- 5	132	0- 0	7	54	29	29	3	3	

TOTALS	RPI 1-25	RPI 26-50	W-L RECORDS	RPI 51-100	RPI 101-999	RPI 201+				
10- 20	0- 5	1- 7	OVERALL	1- 4	8- 4	1- 0				
4- 8	0- 2	0- 4	HOME	0- 1	4- 1	0- 0				
4- 10	0- 2	0- 2	AWAY	1- 3	3- 3	1- 0				
2- 2	0- 1	1- 1	NEUTRAL	0- 0	1- 0	0- 0				
7- 5	0- 1	1- 1	NON-CONFERENCE	1- 3	5- 0	0- 0				
2- 2	0- 0	0- 1	HOME	0- 1	2- 0	0- 0				
3- 2	0- 0	0- 0	AWAY	1- 2	2- 0	0- 0				
2- 1	0- 1	1- 0	NEUTRAL	0- 0	1- 0	0- 0				
3- 15	0- 4	0- 6	CONFERENCE	0- 1	3- 4	1- 0				
2- 6	0- 2	0- 3	HOME	0- 0	2- 1	0- 0				
1- 8	0- 2	0- 2	AWAY	0- 1	1- 3	1- 0				
0- 1	0- 0	0- 1	NEUTRAL	0- 0	0- 0	0- 0				

RPI	S	Opponent	Score
7	A	Oregon	56 89
7	H	Oregon	79 90
10	H	UCLA	71 79
13	A	Stanford	57 70
14	N	South Fla.	45 82

RPI	S	Opponent	Score
36	H	Gonzaga	56 64
39	N	Rutgers	63 60
42	A	Oregon St.	53 71
42	H	Oregon St.	61 63
45	A	Cal i forn i a	60 66
45	H	Cal i forn i a	54 67
49	H	Southern Cal i forn i a	72 73
49	N	Southern Cal i forn i a	44 47

RPI	S	Opponent	Score
55	A	Arizona St.	51 77
59	A	Nebraska	73 61
65	A	UC Davis	76 91
78	A	Saint Mary's (CA)	75 81
86	H	Kentucky	68 73

RPI	S	Opponent	Score
109	N	ETSU	80 76
110	A	Utah	50 54
110	H	Utah	79 81
121	H	Saint Louis	85 63
128	A	San Francisco	74 70
133	A	Boise St.	61 53
144	A	Colorado	69 72
144	H	Colorado	89 75
149	H	Idaho St.	72 55
200	A	Washington	49 56
200	H	Washington	78 75
276	A	Arizona	78 60

LAST 12 Division I GAMES:

49	N	Southern Cal i forn i a	44 47	55	A	Arizona St.	51 77
45	H	Cal i forn i a	54 67	276	A	Arizona	78 60
144	A	Colorado	69 72	10	H	UCLA	71 79
110	A	Utah	50 54	49	H	Southern Cal i forn i a	72 73
7	H	Oregon	79 90	200	A	Washington	49 56
42	H	Oregon St.	61 63	200	H	Washington	78 75

Non-Div I Games:

Washington St.

Average RPI Win:	240	WON-LOST	WINNING	LAST 10	STRENGTH OF	OPP. STRENGTH	TEAM	ADJ.	CONF.	ADJ CONF.
Average RPI Loss:	133	RECORD	PCT. RANK	GAMES	SCHEDULE	OF SCHEDULE	RPI	RPI	RPI	RPI
DIV. I ONLY	18- 9	82	6- 4	314	155	147	147	19	19	
DIV. I NON-CONF.	6- 3	87	0- 0	311	156	174	174	13	13	

TOTALS	RPI 1-25	RPI 26-50	W-L RECORDS	RPI 51-100	RPI 101-999	RPI 201+				
18- 9	0- 1	1- 1	OVERALL	0- 0	17- 7	13- 1				
12- 2	0- 0	1- 0	HOME	0- 0	11- 2	9- 0				
6- 7	0- 1	0- 1	AWAY	0- 0	6- 5	4- 1				
0- 0	0- 0	0- 0	NEUTRAL	0- 0	0- 0	0- 0				
6- 3	0- 1	0- 0	NON-CONFERENCE	0- 0	6- 2	6- 0				
4- 1	0- 0	0- 0	HOME	0- 0	4- 1	4- 0				
2- 2	0- 1	0- 0	AWAY	0- 0	2- 1	2- 0				
0- 0	0- 0	0- 0	NEUTRAL	0- 0	0- 0	0- 0				
12- 6	0- 0	1- 1	CONFERENCE	0- 0	11- 5	7- 1				
8- 1	0- 0	1- 0	HOME	0- 0	7- 1	5- 0				
4- 5	0- 0	0- 1	AWAY	0- 0	4- 4	2- 1				
0- 0	0- 0	0- 0	NEUTRAL	0- 0	0- 0	0- 0				

RPI 1-25				RPI 26-50				RPI 51-100				RPI 101+ Team's RPI: 147			
RPI	S	Opponent	Score	RPI	S	Opponent	Score	RPI	S	Opponent	Score	RPI	S	Opponent	Score
7	A	Oregon	87 114	37	A	Northern Colo.	69 71					110	H	Utah	58 85
				37	H	Northern Colo.	82 73					129	A	Portland St.	64 77
												129	H	Portland St.	60 62
												141	A	Fresno St.	78 81
												142	A	Eastern Wash.	68 77
												149	A	Idaho St.	76 70
												149	H	Idaho St.	84 73
												151	A	Idaho	105 88
												192	A	North Dakota	67 80
												192	H	North Dakota	80 69
												212	H	Montana St.	85 69
												216	A	CSUN	64 61
												236	H	Pepperdine	71 61
												240	H	Montana	89 73
												268	A	Sacramento St.	78 56
												268	H	Sacramento St.	86 73
												289	H	Air Force	62 52
												307	A	Northern Ariz.	75 76
												307	H	Northern Ariz.	77 63
												312	H	Incarnate Word	79 55
												317	A	Portland	91 70
												321	H	Utah Valley	75 57
												330	A	Southern Utah	77 64
												330	H	Southern Utah	65 50

LAST 12 Division I GAMES:															
212	H	Montana St.	85 69	37	A	Northern Colo.	69 71								
240	H	Montana	89 73	192	A	North Dakota	67 80								
151	A	Idaho	105 88	307	H	Northern Ariz.	77 63								
142	A	Eastern Wash.	68 77	330	H	Southern Utah	65 50								
268	H	Sacramento St.	86 73	149	H	Idaho St.	84 73								
129	H	Portland St.	60 62	129	A	Portland St.	64 77								

Non-Div I Games: Westminster (UT) 64 58 Antelope Valley 80 70

Weber St.

Average RPI Win:	165	WON-LOST	WINNING	LAST 10	STRENGTH OF	OPP. STRENGTH	TEAM	ADJ.	CONF.	ADJ CONF.
Average RPI Loss:	35	RECORD	PCT. RANK	GAMES	SCHEDULE	OF SCHEDULE	RPI	RPI	RPI	RPI
DIV. I ONLY	21- 11	88	4- 6	54	56	63	63	4	4	
DIV. I NON-CONF.	12- 0	1	0- 0	167	183	19	19	5	5	

TOTALS	RPI 1-25	RPI 26-50	W-L RECORDS	RPI 51-100	RPI 101-999	RPI 201+				
21- 11	1- 5	1- 2	OVERALL	4- 4	15- 0	7- 0				
10- 6	0- 2	0- 1	HOME	0- 3	10- 0	6- 0				
6- 4	1- 2	0- 1	AWAY	2- 1	3- 0	1- 0				
5- 1	0- 1	1- 0	NEUTRAL	2- 0	2- 0	0- 0				
12- 0	1- 0	1- 0	NON-CONFERENCE	1- 0	9- 0	5- 0				
7- 0	0- 0	0- 0	HOME	0- 0	7- 0	5- 0				
1- 0	1- 0	0- 0	AWAY	0- 0	0- 0	0- 0				
4- 0	0- 0	1- 0	NEUTRAL	1- 0	2- 0	0- 0				
9- 11	0- 5	0- 2	CONFERENCE	3- 4	6- 0	2- 0				
3- 6	0- 2	0- 1	HOME	0- 3	3- 0	1- 0				
5- 4	0- 2	0- 1	AWAY	2- 1	3- 0	1- 0				
1- 1	0- 1	0- 0	NEUTRAL	1- 0	0- 0	0- 0				

RPI 1-25				RPI 26-50				RPI 51-100				Team's RPI: 63				RPI 101+			
RPI	S	Opponent	Score	RPI	S	Opponent	Score	RPI	S	Opponent	Score	RPI	S	Opponent	Score	RPI	S	Opponent	Score
5	A	Bayl or	54 80	33	A	Okl ahoma	57 76	57	A	Okl ahoma St.	73 79	103	A	Iowa St.	69 59				
5	H	Bayl or	72 83	33	H	Okl ahoma	77 79	57	H	Okl ahoma St.	69 79	103	H	Iowa St.	57 49				
11	A	Texas	58 79	46	N	Drexel	75 42	57	N	Okl ahoma St.	69 60	123	N	Butler	75 68				
11	H	Texas	55 73					67	N	Vi rgi ni a Tech	79 61	137	N	Radford	75 55				
11	N	Texas	55 68					69	A	TCU	87 82	183	H	Pi ttsburgh	73 52				
15	A	Texas A&M	70 56					69	H	TCU	74 76	184	A	Kansas	74 54				
								91	A	Kansas St.	75 66	184	H	Kansas	76 46				
								91	H	Kansas St.	52 60	191	H	Morehead St.	66 56				
												241	H	North Florida	87 59				
												252	A	Texas Tech	74 60				
												252	H	Texas Tech	82 52				
												268	H	Sacramento St.	101 47				
												278	H	Morgan St.	84 41				
												293	H	Central Conn. St.	102 52				
												320	H	Coppi n St.	101 43				
LAST 12 Di vi si on I GAMES:																			
57	N	Oklahoma St.	69 60	184	H	Kansas	76 46												
11	N	Texas	55 68	252	A	Texas Tech	74 60												
5	A	Bayl or	54 80	11	H	Texas	55 73												
57	H	Oklahoma St.	69 79	33	A	Okl ahoma	57 76												
91	A	Kansas St.	75 66	5	H	Bayl or	72 83												
33	H	Okl ahoma	77 79	252	H	Texas Tech	82 52												

Non-Div I Games:

West Virginia

Average RPI Win:	222	WON-LOST	WINNING	LAST 10	STRENGTH OF	OPP. STRENGTH	TEAM	ADJ.	CONF.	ADJ CONF.
Average RPI Loss:	168	RECORD	PCT. RANK	GAMES	SCHEDULE	OF SCHEDULE	RPI	RPI	RPI	RPI
DIV. I ONLY	3- 25	335	1- 8	101	252	308	308	17	17	
DIV. I NON-CONF.	2- 11	305	0- 0	146	343	305	305	17	17	

TOTALS	RPI 1-25	RPI 26-50	W-L RECORDS	RPI 51-100	RPI 101-999	RPI 201+				
3- 25	0- 1	0- 4	OVERALL	0- 0	3- 20	2- 8				
2- 10	0- 0	0- 1	HOME	0- 0	2- 9	1- 4				
1- 14	0- 1	0- 2	AWAY	0- 0	1- 11	1- 4				
0- 1	0- 0	0- 1	NEUTRAL	0- 0	0- 0	0- 0				
2- 11	0- 1	0- 1	NON-CONFERENCE	0- 0	2- 9	1- 5				
2- 3	0- 0	0- 0	HOME	0- 0	2- 3	1- 2				
0- 8	0- 1	0- 1	AWAY	0- 0	0- 6	0- 3				
0- 0	0- 0	0- 0	NEUTRAL	0- 0	0- 0	0- 0				
1- 14	0- 0	0- 3	CONFERENCE	0- 0	1- 11	1- 3				
0- 7	0- 0	0- 1	HOME	0- 0	0- 6	0- 2				
1- 6	0- 0	0- 1	AWAY	0- 0	1- 5	1- 1				
0- 1	0- 0	0- 1	NEUTRAL	0- 0	0- 0	0- 0				

RPI 1-25				RPI 26-50				RPI 51-100				RPI 101+				Team's RPI: 308	
RPI	S	Opponent	Score	RPI	S	Opponent	Score	RPI	S	Opponent	Score	RPI	S	Opponent	Score		
12	A	South Carolina	43 101	26	A	Georgia	50 76					105	A	Chattanooga	32 47		
				48	A	Mercer	50 72					105	H	Chattanooga	41 58		
				48	H	Mercer	46 53					109	A	ETSU	50 66		
				48	N	Mercer	44 75					109	H	ETSU	46 76		
												137	H	Radford	39 27		
												155	A	UT Martin	54 62		
												156	A	Samford	54 62		
												156	H	Samford	32 50		
												169	A	N. C. A&T	59 68		
												186	H	Davidson	57 70		
												190	A	Furman	46 66		
												190	H	Furman	59 68		
												195	A	High Point	69 75		
												217	A	UNCG	54 57		
												217	H	UNCG	67 88		
												225	H	UNC Asheville	62 52		
												227	A	Gardner-Webb	67 70		
												256	A	Campbell	51 58		
												303	A	Wofford	68 62		
												303	H	Wofford	48 54		
												314	H	Eastern Ky.	59 62		
												322	A	South Carolina St.	45 75		
												339	H	Florida A&M	63 80		
LAST 12 Division I GAMES:																	
				48	N	Mercer	44 75	109	H	ETSU	46 76						
				217	A	UNCG	54 57	105	H	Chattanooga	41 58						
				156	H	Samford	32 50	217	H	UNCG	67 88						
				48	H	Mercer	46 53	48	A	Mercer	50 72						
				190	A	Furman	46 66	156	A	Samford	54 62						
				303	A	Wofford	68 62	303	H	Wofford	48 54						

Non-Div I Games: Warren Wilson 114 54 Brevard 79 34

Western Caro.

Average RPI Win:	236	WON-LOST	WINNING	LAST 10	STRENGTH OF	OPP. STRENGTH	TEAM	ADJ.	CONF.	ADJ CONF.
Average RPI Loss:	94	RECORD	PCT. RANK	GAMES	SCHEDULE	OF SCHEDULE	RPI	RPI	RPI	RPI
DIV. I ONLY	19- 8	65	7- 2	234	177	96	96	12	12	
DIV. I NON-CONF.	8- 4	87	0- 0	290	212	128	128	16	16	

TOTALS	RPI 1-25	RPI 26-50	W-L RECORDS	RPI 51-100	RPI 101-999	RPI 201+				
19- 8	1- 0	0- 3	OVERALL	0- 2	18- 3	13- 1				
8- 3	0- 0	0- 1	HOME	0- 1	8- 1	6- 0				
10- 5	1- 0	0- 2	AWAY	0- 1	9- 2	6- 1				
1- 0	0- 0	0- 0	NEUTRAL	0- 0	1- 0	1- 0				
8- 4	1- 0	0- 1	NON-CONFERENCE	0- 0	7- 3	6- 1				
3- 1	0- 0	0- 0	HOME	0- 0	3- 1	3- 0				
5- 3	1- 0	0- 1	AWAY	0- 0	4- 2	3- 1				
0- 0	0- 0	0- 0	NEUTRAL	0- 0	0- 0	0- 0				
11- 4	0- 0	0- 2	CONFERENCE	0- 2	11- 0	7- 0				
5- 2	0- 0	0- 1	HOME	0- 1	5- 0	3- 0				
5- 2	0- 0	0- 1	AWAY	0- 1	5- 0	3- 0				
1- 0	0- 0	0- 0	NEUTRAL	0- 0	1- 0	1- 0				

Western Ill.

Western Ill.

RPI 1-25				RPI 26-50				RPI 51-100				Team's RPI: 96				RPI 101+			
RPI	S	Opponent	Score	RPI	S	Opponent	Score	RPI	S	Opponent	Score	RPI	S	Opponent	Score	RPI	S	Opponent	Score
13	A	Stanford	71 64	31	A	South Dakota St.	48 84	62	A	South Dakota	81 92	127	H	Milwaukee	67 77				
				31	H	South Dakota St.	42 70	62	H	South Dakota	58 82	134	A	Northern Ill.	94 96				
				36	A	Gonzaga	65 80					148	A	Wichita St.	78 65				
												170	A	Oral Roberts	85 63				
												170	H	Oral Roberts	56 49				
												177	A	Denver	77 61				
												177	H	Denver	118 93				
												231	H	Southeast Mo. St.	87 59				
												234	A	Illinois	77 67				
												242	A	Omaha	90 51				
												242	H	Omaha	103 68				
												242	N	Omaha	97 57				
												248	A	Austin Peay	81 68				
												267	A	Bradley	80 87				
												279	H	UMKC	90 71				
												282	A	North Dakota St.	77 60				
												282	H	North Dakota St.	97 72				
												324	A	Fort Wayne	100 64				
												324	H	Fort Wayne	91 44				
												346	A	Chi cago St.	83 45				
												346	H	Chi cago St.	71 54				
LAST 12 Division I GAMES:																			
242	N	Omaha	97 57	62	A	South Dakota	81 92	282	H	North Dakota St.	97 72	177	H	Denver	118 93				
177	A	Denver	77 61	31	A	South Dakota St.	48 84	324	H	Fort Wayne	91 44	242	A	Omaha	90 51				
282	A	North Dakota St.	77 60																
31	H	South Dakota St.	42 70																
242	H	Omaha	103 68																
170	A	Oral Roberts	85 63																

Non-Div I Games: Illinois Col. 122 40 William Woods 96 57 Eureka 98 46

Western Ill.

Loss, Non-Conf, S Site, H Home A Away N Neutral

Average RPI Win:	206	WON-LOST	WINNING	LAST 10	STRENGTH OF	OPP. STRENGTH	TEAM	ADJ.	CONF.	ADJ CONF.
Average RPI Loss:	85	RECORD	PCT. RANK	GAMES	SCHEDULE	OF SCHEDULE	RPI	RPI	RPI	RPI
DIV. I ONLY	20- 8	61	7- 3	103	140	56	56	18	18	
DIV. I NON-CONF.	8- 4	87	0- 0	70	40	43	43	20	20	

TOTALS	RPI 1-25	RPI 26-50	W-L RECORDS	RPI 51-100	RPI 101-999	RPI 201+				
20- 8	1- 2	1- 1	OVERALL	1- 2	17- 3	11- 1				
10- 1	0- 1	0- 0	HOME	0- 0	10- 0	8- 0				
6- 7	0- 1	0- 1	AWAY	0- 2	6- 3	3- 1				
4- 0	1- 0	1- 0	NEUTRAL	1- 0	1- 0	0- 0				
8- 4	1- 2	1- 1	NON-CONFERENCE	1- 1	5- 0	3- 0				
2- 1	0- 1	0- 0	HOME	0- 0	2- 0	2- 0				
2- 3	0- 1	0- 1	AWAY	0- 1	2- 0	1- 0				
4- 0	1- 0	1- 0	NEUTRAL	1- 0	1- 0	0- 0				
12- 4	0- 0	0- 0	CONFERENCE	0- 1	12- 3	8- 1				
8- 0	0- 0	0- 0	HOME	0- 0	8- 0	6- 0				
4- 4	0- 0	0- 0	AWAY	0- 1	4- 3	2- 1				
0- 0	0- 0	0- 0	NEUTRAL	0- 0	0- 0	0- 0				

RPI	S	Opponent	Score	RPI	S	Opponent	Score	RPI	S	Opponent	Score	RPI	S	Opponent	Score
1	H	Notre Dame	65 78	34	A	Ball St.	81 93	54	A	Indiana	71 73	102	A	Middle Tenn.	76 60
21	A	Iowa	97 104	48	N	Mercer	67 62	71	N	Toledo	70 56	102	H	Middle Tenn.	57 43
22	N	Missouri	79 76					81	A	UAB	61 79	106	A	Rice	58 73
												124	A	Louisiana Tech	74 64
												154	H	Charlotte	83 61
												171	A	Southern Ill.	75 49
												176	A	UTEP	75 80
												199	N	Stetson	66 58
												206	A	Southern Miss.	63 69
												206	H	Southern Miss.	81 60
												220	H	Fla. Atlantic	82 63
												224	A	North Texas	79 65
												265	H	UTSA	73 38
												283	H	Old Dominion	62 48
												300	H	FIU	101 47
												306	A	Georgia St.	74 63
												313	A	Marshall	86 66
												313	H	Marshall	77 50
												341	H	Mississippi Val.	87 48
												349	H	Evansville	92 54

LAST 12 Division I GAMES:															
176	A	UTEP	75 80	283	H	Old Dominion	62 48	220	H	Fla. Atlantic	82 63	124	A	Louisiana Tech	74 64
206	A	Southern Miss.	63 69					224	A	North Texas	79 65	313	A	Marshall	86 66
154	H	Charlotte	83 61					313	A	Marshall	77 50				
313	H	Marshall	77 50					265	H	UTSA	73 38				
102	A	Middle Tenn.	76 60												
106	A	Rice	58 73												

Non-Div I Games: Lee

88 64

Western Ky.

Average RPI Win: 194

Average RPI Loss: 62

WON-LOST
RECORDWINNING
PCT. RANKLAST 10
GAMESSTRENGTH OF
SCHEDULEOPP. STRENGTH
OF SCHEDULETEAM
RPIADJ.
RPICONF.
RPIADJ CONF.
RPIDIV. I ONLY
DIV. I NON-CONF.13- 14
4- 5191
2024- 6
0- 080
13380
42104
120104
1208
88
8

TOTALS

RPI 1-25

RPI 26-50

W-L RECORDS

RPI 51-100

RPI 101-999

RPI 201+

13- 14

0- 4

0- 3

OVERALL

1- 6

12- 1

8- 1

6- 4

0- 1

0- 1

HOME

1- 2

5- 0

4- 0

6- 8

0- 3

0- 1

AWAY

0- 3

6- 1

4- 1

1- 2

0- 0

0- 1

NEUTRAL

0- 1

1- 0

0- 0

4- 5

0- 1

0- 1

NON-CONFERENCE

0- 3

4- 0

3- 0

1- 0

0- 0

0- 0

HOME

0- 0

1- 0

1- 0

2- 3

0- 1

0- 0

AWAY

0- 2

2- 0

2- 0

1- 2

0- 0

0- 1

NEUTRAL

0- 1

1- 0

0- 0

9- 9

0- 3

0- 2

CONFERENCE

1- 3

8- 1

5- 1

5- 4

0- 1

0- 1

HOME

1- 2

4- 0

3- 0

4- 5

0- 2

0- 1

AWAY

0- 1

4- 1

2- 1

0- 0

0- 0

0- 0

NEUTRAL

0- 0

0- 0

0- 0

RPI 1-25

RPI 26-50

RPI 51-100

RPI 101+

Team's RPI: 104

RPI	S	Opponent	Score
19	A	Buffalo	49 71
20	A	Central Mich.	70 74
20	H	Central Mich.	62 78
21	A	Iowa	56 79

RPI	S	Opponent	Score
34	A	Ball St.	58 85
34	H	Ball St.	71 81
39	N	Rutgers	64 75

RPI	S	Opponent	Score
66	A	Michigan St.	62 65
71	A	Toledo	68 69
71	H	Toledo	73 78
72	N	St. John's (NY)	48 76
82	A	New Mexico	76 88
83	H	Miami (OH)	81 70
100	H	Ohio	54 69

RPI	S	Opponent	Score
109	N	ETSU	87 79
134	A	Northern Ill.	85 66
134	H	Northern Ill.	88 83
160	A	Kent St.	66 61
203	A	Bowling Green	81 67
203	H	Bowling Green	67 58
209	A	New Mexico St.	64 55
214	A	Eastern Mich.	67 69
214	H	Eastern Mich.	74 66
218	A	Akron	59 51
218	H	Akron	76 60
305	A	Loyola Chicago	65 47
326	H	Detroit Mercy	74 62

LAST 12 Division I GAMES:

134	A	Northern Ill.	85	66	203	A	Bowling Green	81	67
214	H	Eastern Mich.	74	66	218	H	Akron	76	60
20	H	Central Mich.	62	78	71	H	Toledo	73	78
34	A	Ball St.	58	85	20	A	Central Mich.	70	74
71	A	Toledo	68	69	218	A	Akron	59	51
34	H	Ball St.	71	81	83	H	Miami (OH)	81	70

Non-Div I Games:

Goshen

87 36

Kentucky St.

85 50

Olivet

86 37

Western Mich.

Average RPI Win:	188	WON-LOST	WINNING	LAST 10	STRENGTH OF	OPP. STRENGTH	TEAM	ADJ.	CONF.	ADJ CONF.
Average RPI Loss:	94	RECORD	PCT. RANK	GAMES	SCHEDULE	OF SCHEDULE	RPI	RPI	RPI	RPI
DIV. I ONLY	14- 17	207	5- 5	90	84	148	148	7	7	
DIV. I NON-CONF.	5- 9	238	0- 0	73	130	192	192	7	7	

TOTALS	RPI 1-25	RPI 26-50	W-L RECORDS	RPI 51-100	RPI 101-999	RPI 201+				
14- 17	1- 2	0- 3	OVERALL	1- 7	12- 5	5- 1				
9- 5	1- 0	0- 0	HOME	1- 3	7- 2	4- 0				
4- 10	0- 2	0- 3	AWAY	0- 4	4- 1	1- 0				
1- 2	0- 0	0- 0	NEUTRAL	0- 0	1- 2	0- 1				
5- 9	0- 1	0- 2	NON-CONFERENCE	1- 5	4- 1	3- 1				
4- 2	0- 0	0- 0	HOME	1- 2	3- 0	3- 0				
0- 6	0- 1	0- 2	AWAY	0- 3	0- 0	0- 0				
1- 1	0- 0	0- 0	NEUTRAL	0- 0	1- 1	0- 1				
9- 8	1- 1	0- 1	CONFERENCE	0- 2	8- 4	2- 0				
5- 3	1- 0	0- 0	HOME	0- 1	4- 2	1- 0				
4- 4	0- 1	0- 1	AWAY	0- 1	4- 1	1- 0				
0- 1	0- 0	0- 0	NEUTRAL	0- 0	0- 1	0- 0				

RPI	S	Opponent	Score	RPI	S	Opponent	Score	RPI	S	Opponent	Score	RPI	S	Opponent	Score	Team's RPI: 148
2	A	UConn	43 124	31	A	South Dakota St.	64 96	57	A	Oklahoma St.	67 91	111	H	Cincinnati	69 75	
9	A	Tennessee	56 68	43	A	UCF	53 59	62	H	South Dakota	48 62	122	A	Tulane	64 56	
14	H	South Fla.	64 56	44	A	Creighton	61 66	77	A	Houston	55 73	122	H	Tulane	81 70	
								77	H	Houston	62 73	181	H	Temple	88 81	
								82	A	New Mexico	62 76	181	N	Temple	59 72	
								96	H	Western Ill.	65 78	185	N	UC Irvine	76 53	
								97	A	Missouri St.	71 94	189	A	Memphis	77 64	
								97	H	Missouri St.	72 58	189	H	Memphis	69 61	
												193	A	East Carolina	67 77	
												194	A	Tulsa	70 59	
												194	H	Tulsa	62 67	
												213	A	SMU	52 45	
												213	H	SMU	66 43	
												234	N	Illinois	67 68	
												279	H	UMKC	72 63	
												290	H	Alcorn	87 46	
												346	H	Chicago St.	66 63	

LAST 12 Division I GAMES:																
181	N	Temple	59 72	111	H	Cincinnati	69 75									
194	A	Tulsa	70 59	77	H	Houston	62 73									
122	H	Tulane	81 70	193	A	East Carolina	67 77									
213	A	SMU	52 45	189	A	Memphis	77 64									
181	H	Temple	88 81	14	H	South Fla.	64 56									
2	A	UConn	43 124	213	H	SMU	66 43									

Non-Div I Games:

Wichita St.

Average RPI Win:	220	WON-LOST	WINNING	LAST 10	STRENGTH OF	OPP. STRENGTH	TEAM	ADJ.	CONF.	ADJ CONF.
Average RPI Loss:	129	RECORD	PCT. RANK	GAMES	SCHEDULE	OF SCHEDULE	RPI	RPI	RPI	RPI
DIV. I ONLY	16- 13	141	3- 7	181	166	152	152	10	10	
DIV. I NON-CONF.	9- 2	33	0- 0	246	276	84	84	12	12	

TOTALS	RPI 1-25	RPI 26-50	W-L RECORDS	RPI 51-100	RPI 101-999	RPI 201+				
16- 13	0- 0	1- 3	OVERALL	0- 3	15- 7	10- 4				
9- 6	0- 0	1- 1	HOME	0- 1	8- 4	6- 3				
7- 7	0- 0	0- 2	AWAY	0- 2	7- 3	4- 1				
0- 0	0- 0	0- 0	NEUTRAL	0- 0	0- 0	0- 0				
9- 2	0- 0	0- 0	NON-CONFERENCE	0- 1	9- 1	5- 1				
5- 1	0- 0	0- 0	HOME	0- 0	5- 1	4- 1				
4- 1	0- 0	0- 0	AWAY	0- 1	4- 0	1- 0				
0- 0	0- 0	0- 0	NEUTRAL	0- 0	0- 0	0- 0				
7- 11	0- 0	1- 3	CONFERENCE	0- 2	6- 6	5- 3				
4- 5	0- 0	1- 1	HOME	0- 1	3- 3	2- 2				
3- 6	0- 0	0- 2	AWAY	0- 1	3- 3	3- 1				
0- 0	0- 0	0- 0	NEUTRAL	0- 0	0- 0	0- 0				

RPI 1-25				RPI 26-50				RPI 51-100				RPI 101+ Team's RPI: 152			
RPI	S	Opponent	Score	RPI	S	Opponent	Score	RPI	S	Opponent	Score	RPI	S	Opponent	Score
				46	A	Drexel	34 54	64	A	James Madison	64 70	114	A	Delaware	59 68
				46	H	Drexel	58 65	64	H	James Madison	41 86	114	H	Delaware	52 61
				47	A	Elon	61 82	72	A	St. John's (NY)	81 92	117	A	Saint Francis (PA)	92 86
				47	H	Elon	81 75					139	A	Northeastern	46 64
												139	H	Northeastern	71 53
												186	H	Davidson	73 55
												193	A	East Carolina	71 65
												198	A	Richmond	78 64
												202	H	Norfolk St.	74 80
												235	H	Loyola Maryland	70 49
												243	A	Hofstra	54 65
												243	H	Hofstra	63 53
												258	A	UNCW	66 53
												258	H	UNCW	49 64
												259	A	Howard	83 71
												263	A	Col. of Charleston	68 54
												263	H	Col. of Charleston	79 66
												270	A	Towson	75 63
												270	H	Towson	66 67
												271	H	Fairfield	57 47
												283	H	Old Dominion	75 58
												302	H	USC Upstate	83 63
LAST 12 Division I GAMES:															
				64	A	James Madison	64 70	114	A	Delaware	59 68				
				47	A	Elon	61 82	270	A	Towson	75 63				
				114	H	Delaware	52 61	64	H	James Madison	41 86				
				46	A	Drexel	34 54	243	H	Hofstra	63 53				
				258	H	UNCW	49 64	263	H	Col. of Charleston	79 66				
				139	H	Northeastern	71 53	139	A	Northeastern	46 64				

Non-Div I Games:

William & Mary

Average RPI Win:	334	WON-LOST	WINNING	LAST 10	STRENGTH OF	OPP. STRENGTH	TEAM	ADJ.	CONF.	ADJ CONF.
Average RPI Loss:	199	RECORD	PCT. RANK	GAMES	SCHEDULE	OF SCHEDULE	RPI	RPI	RPI	RPI
DIV. I ONLY	2- 26	344	2- 8	230	318	343	343	27	27	
DIV. I NON-CONF.	0- 10	337	0- 0	181	252	336	336	28	28	

TOTALS	RPI 1-25	RPI 26-50	W-L RECORDS	RPI 51-100	RPI 101-999	RPI 201+				
2- 26	0- 1	0- 2	OVERALL	0- 3	2- 20	2- 15				
2- 11	0- 0	0- 0	HOME	0- 2	2- 9	2- 6				
0- 15	0- 1	0- 2	AWAY	0- 1	0- 11	0- 9				
0- 0	0- 0	0- 0	NEUTRAL	0- 0	0- 0	0- 0				
0- 10	0- 1	0- 2	NON-CONFERENCE	0- 1	0- 6	0- 5				
0- 4	0- 0	0- 0	HOME	0- 1	0- 3	0- 2				
0- 6	0- 1	0- 2	AWAY	0- 0	0- 3	0- 3				
0- 0	0- 0	0- 0	NEUTRAL	0- 0	0- 0	0- 0				
2- 16	0- 0	0- 0	CONFERENCE	0- 2	2- 14	2- 10				
2- 7	0- 0	0- 0	HOME	0- 1	2- 6	2- 4				
0- 9	0- 0	0- 0	AWAY	0- 1	0- 8	0- 6				
0- 0	0- 0	0- 0	NEUTRAL	0- 0	0- 0	0- 0				

RPI 1-25				RPI 26-50				RPI 51-100				RPI 101+ Team's RPI: 343			
RPI	S	Opponent	Score	RPI	S	Opponent	Score	RPI	S	Opponent	Score	RPI	S	Opponent	Score
18	A	Duke	30 101	47	A	El on	37 98	73	H	Duquesne	54 81	109	H	ETSU	63 74
				48	A	Mercer	45 93	88	A	Li berty	37 63	137	A	Radford	52 78
								88	H	Li berty	53 73	137	H	Radford	30 70
												195	A	Hi gh Poi nt	40 77
												195	H	Hi gh Poi nt	58 79
												218	A	Akron	43 69
												225	A	UNC Asheville	51 63
												225	H	UNC Asheville	48 70
												227	A	Gardner-Webb	55 68
												227	H	Gardner-Webb	59 66
												244	A	Presbyteri an	45 78
												244	H	Presbyteri an	58 64
												256	A	Campbel l	45 57
												256	H	Campbel l	48 72
												303	H	Wofford	68 73
												311	A	Tennessee Tech	41 70
												313	A	Marshall	40 70
												322	H	South Carolina St.	37 65
												325	A	Charleston So.	45 81
												325	H	Charleston So.	62 56
												342	A	Longwood	60 90
												342	H	Longwood	69 60

LAST 12 Division I GAMES:															
				342	A	Longwood	60 90	227	A	Gardner-Webb	55 68				
				325	H	Charleston So.	62 56	244	H	Presbyteri an	58 64				
				256	A	Campbel l	45 57	225	A	UNC Asheville	51 63				
				88	H	Li berty	53 73	342	H	Longwood	69 60				
				137	H	Radford	30 70	227	H	Gardner-Webb	59 66				
				195	A	Hi gh Poi nt	40 77	244	A	Presbyteri an	45 78				

Non-Div I Games: N. C. Wesleyan 94 50

Winthrop

Average RPI		Win: 219	WON-LOST RECORD	WINNING PCT. RANK	LAST 10 GAMES	STRENGTH OF SCHEDULE	OPP. STRENGTH OF SCHEDULE	TEAM RPI	ADJ. RPI	CONF. RPI	ADJ CONF. RPI
Loss: 63											
DIV. I ONLY			9- 21	275	2- 8	72	52	204	204	3	3
DIV. I NON-CONF.			7- 6	165	0- 0	180	80	162	162	4	4
TOTALS		RPI 1-25		RPI 26-50		W-L RECORDS		RPI 51-100		RPI 101-999	RPI 201+
9- 21	0- 6			0- 5		OVERALL		0- 6		9- 4	4- 0
6- 9	0- 4			0- 3		HOME		0- 1		6- 1	3- 0
2- 10	0- 2			0- 1		AWAY		0- 5		2- 2	1- 0
1- 2	0- 0			0- 1		NEUTRAL		0- 0		1- 1	0- 0
7- 6	0- 2			0- 1		NON-CONFERENCE		0- 1		7- 2	3- 0
5- 2	0- 1			0- 0		HOME		0- 0		5- 1	3- 0
1- 3	0- 1			0- 0		AWAY		0- 1		1- 1	0- 0
1- 1	0- 0			0- 1		NEUTRAL		0- 0		1- 0	0- 0
2- 15	0- 4			0- 4		CONFERENCE		0- 5		2- 2	1- 0
1- 7	0- 3			0- 3		HOME		0- 1		1- 0	0- 0
1- 7	0- 1			0- 1		AWAY		0- 4		1- 1	1- 0
0- 1	0- 0			0- 0		NEUTRAL		0- 0		0- 1	0- 0

RPI 1-25				
RPI	S	Opponent	Score	
6	H	Ohio St.	55 68	
16	H	Maryland	44 71	
21	A	Iowa	61 88	
21	H	Iowa	46 56	
24	A	Marquette	65 88	
25	H	Green Bay	34 67	

RPI 26-50				
RPI	S	Opponent	Score	
35	N	Syracuse	74 77	
38	H	Michigan	57 80	
39	H	Rutgers	50 63	
41	A	Minnesota	65 90	
41	H	Minnesota	61 71	

RPI 51-100				
RPI	S	Opponent	Score	
54	A	Indiana	55 69	
59	A	Nebraska	48 51	
60	A	Purdue	35 57	
66	A	Michigan St.	61 69	
79	A	George Washington	46 61	
93	H	Penn St.	62 69	

Team's RPI : 204				
RPI	S	Opponent	Score	
123	A	Butler	62 69	
127	H	Milwaukee	64 67	
150	N	Vanderbilt	73 71	
154	H	Charlotte	80 66	
174	A	Northwestern	60 69	
174	H	Northwestern	58 46	
174	N	Northwestern	63 68	
179	H	Southern U.	77 74	
183	A	Pittsburgh	58 57	
234	A	Illinois	70 61	
246	H	La Salle	71 60	
309	H	UTRGV	82 54	
344	H	Savannah St.	82 24	

LAST 12 Division I GAMES:				
174	N	Northwestern	63 68	41 H Minnesota 61 71
66	A	Michigan St.	61 69	234 A Illinois 70 61
21	A	Iowa	61 88	54 A Indiana 55 69
39	H	Rutgers	50 63	174 H Northwestern 58 46
59	A	Nebraska	48 51	41 A Minnesota 65 90
6	H	Ohio St.	55 68	93 H Penn St. 62 69

Non-Div I Games:

Wi sconsi n

Average RPI Win:	254	WON-LOST	WINNING	LAST 10	STRENGTH OF	OPP. STRENGTH	TEAM	ADJ.	CONF.	ADJ CONF.
Average RPI Loss:	165	RECORD	PCT. RANK	GAMES	SCHEDULE	OF SCHEDULE	RPI	RPI	RPI	RPI
DIV. I ONLY	7- 20	293	1- 9	250	190	303	303	17	17	
DIV. I NON-CONF.	4- 8	239	0- 0	301	291	301	301	17	17	

TOTALS	RPI 1-25	RPI 26-50	W-L RECORDS	RPI 51-100	RPI 101-999	RPI 201+				
7- 20	0- 1	0- 3	OVERALL	0- 0	7- 16	5- 9				
5- 8	0- 0	0- 1	HOME	0- 0	5- 7	3- 5				
2- 11	0- 1	0- 2	AWAY	0- 0	2- 8	2- 4				
0- 1	0- 0	0- 0	NEUTRAL	0- 0	0- 1	0- 0				
4- 8	0- 1	0- 1	NON-CONFERENCE	0- 0	4- 6	4- 6				
3- 3	0- 0	0- 0	HOME	0- 0	3- 3	3- 3				
1- 5	0- 1	0- 1	AWAY	0- 0	1- 3	1- 3				
0- 0	0- 0	0- 0	NEUTRAL	0- 0	0- 0	0- 0				
3- 12	0- 0	0- 2	CONFERENCE	0- 0	3- 10	1- 3				
2- 5	0- 0	0- 1	HOME	0- 0	2- 4	0- 2				
1- 6	0- 0	0- 1	AWAY	0- 0	1- 5	1- 1				
0- 1	0- 0	0- 0	NEUTRAL	0- 0	0- 1	0- 0				

RPI 1-25				RPI 26-50				RPI 51-100				RPI 101+				Team's RPI: 303
RPI	S	Opponent	Score	RPI	S	Opponent	Score	RPI	S	Opponent	Score	RPI	S	Opponent	Score	
12	A	South Carolina	60 94	26	A	Georgia	56 95					105	A	Chattanooga	46 76	
				48	A	Mercer	39 80					105	H	Chattanooga	47 54	
				48	H	Mercer	46 71					109	A	ETSU	53 82	
												109	H	ETSU	58 61	
												109	N	ETSU	64 78	
												156	A	Samford	77 81	
												156	H	Samford	58 46	
												190	A	Furman	57 63	
												190	H	Furman	79 48	
												217	A	UNCG	51 66	
												217	H	UNCG	75 81	
												225	H	UNC Asheville	70 68	
												227	A	Gardner-Webb	55 73	
												228	A	Coastal Caro.	51 67	
												241	H	North Florida	69 57	
												242	H	Omaha	60 64	
												258	H	UNCW	60 65	
												263	A	Col. of Charleston	51 59	
												308	A	Western Caro.	54 48	
												308	H	Western Caro.	62 68	
												318	H	N. C. Central	77 56	
												325	H	Charleston So.	45 68	
												343	A	Winthrop	73 68	
LAST 12 Division I GAMES:																
				109	N	ETSU	64 78	48	A	Mercer	39 80					
				190	A	Furman	57 63	156	A	Samford	77 81					
				105	A	Chattanooga	46 76	190	H	Furman	79 48					
				109	A	ETSU	53 82	109	H	ETSU	58 61					
				217	H	UNCG	75 81	105	H	Chattanooga	47 54					
				308	H	Western Caro.	62 68	308	A	Western Caro.	54 48					

Non-Div I Games: Brevard 85 46 Southern Wesleyan 104 57 Bob Jones 96 54

Wofford

Average RPI Win:	221	WON-LOST	WINNING	LAST 10	STRENGTH OF	OPP. STRENGTH	TEAM	ADJ.	CONF.	ADJ CONF.
Average RPI Loss:	84	RECORD	PCT. RANK	GAMES	SCHEDULE	OF SCHEDULE	RPI	RPI	RPI	RPI
DIV. I ONLY	20- 9	69	7- 3	177	163	92	92	11	11	
DIV. I NON-CONF.	7- 3	74	0- 0	255	186	106	106	15	15	

TOTALS	RPI 1-25	RPI 26-50	W-L RECORDS	RPI 51-100	RPI 101-999	RPI 201+				
20- 9	0- 3	0- 1	OVERALL	2- 1	18- 4	9- 1				
9- 3	0- 1	0- 0	HOME	0- 1	9- 1	6- 0				
8- 5	0- 2	0- 1	AWAY	2- 0	6- 2	3- 0				
3- 1	0- 0	0- 0	NEUTRAL	0- 0	3- 1	0- 1				
7- 3	0- 1	0- 1	NON-CONFERENCE	1- 0	6- 1	3- 1				
3- 0	0- 0	0- 0	HOME	0- 0	3- 0	3- 0				
2- 2	0- 1	0- 1	AWAY	1- 0	1- 0	0- 0				
2- 1	0- 0	0- 0	NEUTRAL	0- 0	2- 1	0- 1				
13- 6	0- 2	0- 0	CONFERENCE	1- 1	12- 3	6- 0				
6- 3	0- 1	0- 0	HOME	0- 1	6- 1	3- 0				
6- 3	0- 1	0- 0	AWAY	1- 0	5- 2	3- 0				
1- 0	0- 0	0- 0	NEUTRAL	0- 0	1- 0	0- 0				

RPI 1-25				RPI 26-50				RPI 51-100 Team's RPI: 92				RPI 101+			
RPI	S	Opponent	Score	RPI	S	Opponent	Score	RPI	S	Opponent	Score	RPI	S	Opponent	Score
22	A	Missouri	80 82	26	A	Georgia	71 87	58	A	Belmont	91 81	118	A	Cleveland St.	70 71
25	A	Green Bay	68 75					76	A	IUPUI	66 63	118	H	Cleveland St.	63 70
25	H	Green Bay	51 58					76	H	IUPUI	61 64	118	N	Cleveland St.	83 61
												127	A	Milwaukee	53 59
												127	H	Milwaukee	56 51
												145	A	Youngstown St.	69 59
												145	H	Youngstown St.	73 50
												160	A	Kent St.	72 60
												188	A	Oakland	77 57
												188	H	Oakland	80 75
												198	N	Richmond	85 69
												199	N	Stetson	64 59
												215	N	Providence	69 74
												254	A	Northern Ky.	68 63
												254	H	Northern Ky.	73 60
												311	H	Tennessee Tech	82 59
												326	A	Detroit Mercy	88 60
												326	H	Detroit Mercy	85 55
												331	A	Ill. -Chicago	80 53
												331	H	Ill. -Chicago	60 50
												345	H	Eastern Ill.	81 46
												346	H	Chicago St.	84 39

LAST 12 Division I GAMES:															
118	N	Cleveland St.	83 61	326	H	Detroit Mercy	85 55								
331	A	Ill. -Chicago	80 53	25	A	Green Bay	68 75								
76	A	IUPUI	66 63	127	A	Milwaukee	53 59								
118	H	Cleveland St.	63 70	145	A	Youngstown St.	69 59								
254	H	Northern Ky.	73 60	118	A	Cleveland St.	70 71								
188	H	Oakland	80 75	76	H	IUPUI	61 64								

Non-Div I Games: Northwestern Ohio 106 52 Cincinnati Christian 99 36

Wright St.

Average RPI Win:	182	WON-LOST	WINNING	LAST 10	STRENGTH OF	OPP. STRENGTH	TEAM	ADJ.	CONF.	ADJ CONF.
Average RPI Loss:	155	RECORD	PCT. RANK	GAMES	SCHEDULE	OF SCHEDULE	RPI	RPI	RPI	RPI
DIV. I ONLY	18- 9	82	6- 4	102	173	80	80	16	16	
DIV. I NON-CONF.	5- 4	146	0- 0	26	242	64	64	14	14	

TOTALS	RPI 1-25	RPI 26-50	W-L RECORDS	RPI 51-100	RPI 101-999	RPI 201+				
18- 9	0- 1	0- 0	OVERALL	4- 1	14- 7	8- 3				
10- 2	0- 0	0- 0	HOME	3- 0	7- 2	5- 0				
8- 5	0- 1	0- 0	AWAY	1- 0	7- 4	3- 3				
0- 2	0- 0	0- 0	NEUTRAL	0- 1	0- 1	0- 0				
5- 4	0- 1	0- 0	NON-CONFERENCE	1- 1	4- 2	1- 1				
3- 0	0- 0	0- 0	HOME	1- 0	2- 0	1- 0				
2- 2	0- 1	0- 0	AWAY	0- 0	2- 1	0- 1				
0- 2	0- 0	0- 0	NEUTRAL	0- 1	0- 1	0- 0				
13- 5	0- 0	0- 0	CONFERENCE	3- 0	10- 5	7- 2				
7- 2	0- 0	0- 0	HOME	2- 0	5- 2	4- 0				
6- 3	0- 0	0- 0	AWAY	1- 0	5- 3	3- 2				
0- 0	0- 0	0- 0	NEUTRAL	0- 0	0- 0	0- 0				

RPI	S	Opponent	Score	RPI	S	Opponent	Score	RPI	S	Opponent	Score	RPI	S	Opponent	Score
18	A	Duke	40 63					70	H	Drake	75 61	120	A	Colorado St.	53 49
								76	N	IUPUI	59 65	120	H	Colorado St.	53 64
								82	A	New Mexico	63 62	133	A	Boise St.	66 51
								82	H	New Mexico	66 55	133	H	Boise St.	63 67
								87	H	UNLV	69 56	135	N	UNI	40 55
												141	A	Fresno St.	47 60
												141	H	Fresno St.	74 57
												149	H	Idaho St.	61 53
												151	A	Idaho	70 64
												177	A	Denver	61 51
												205	A	Nevada	65 62
												205	H	Nevada	66 60
												212	A	Montana St.	46 50
												240	H	Montana	67 62
												269	A	San Diego St.	62 68
												269	H	San Diego St.	70 50
												281	A	San Jose St.	66 64
												281	H	San Jose St.	58 46
												289	A	Air Force	47 57
												304	A	Utah St.	64 46
												304	H	Utah St.	61 44
LAST 12 Division I GAMES:															
133	H	Boise St.	63 67	87	H	UNLV	69 56	304	A	Utah St.	64 46	141	A	Fresno St.	47 60
289	A	Air Force	47 57					120	H	Colorado St.	53 64	281	H	San Jose St.	58 46
141	H	Fresno St.	74 57					205	A	Nevada	65 62				
82	A	New Mexico	63 62												
281	A	San Jose St.	66 64												
269	H	San Diego St.	70 50												

Non-Div I Games: Colo. Christian 62 33 Adams St. 73 47

Wyoming

Average RPI Win: 212
Average RPI Loss: 76

WON-LOST
RECORD

WINNING
PCT. RANK

LAST 10
GAMES

STRENGTH OF
SCHEDULE

OPP. STRENGTH
OF SCHEDULE

TEAM
RPI

ADJ.
RPI

CONF.
RPI

ADJ CONF.
RPI

DIV. I ONLY	10- 20	256	1- 9	99	81	223	223	6	6
DIV. I NON-CONF.	7- 4	102	0- 0	213	259	160	160	6	6
TOTALS	RPI 1-25	RPI 26-50	W-L RECORDS	RPI 51-100	RPI 101-999	RPI 201+			
10- 20	0- 5	0- 5	OVERALL	0- 4	10- 6	5- 2			
8- 8	0- 2	0- 2	HOME	0- 2	8- 2	5- 0			
1- 10	0- 2	0- 3	AWAY	0- 2	1- 3	0- 2			
1- 2	0- 1	0- 0	NEUTRAL	0- 0	1- 1	0- 0			
7- 4	0- 1	0- 1	NON-CONFERENCE	0- 0	7- 2	4- 1			
6- 1	0- 0	0- 0	HOME	0- 0	6- 1	4- 0			
0- 2	0- 0	0- 1	AWAY	0- 0	0- 1	0- 1			
1- 1	0- 1	0- 0	NEUTRAL	0- 0	1- 0	0- 0			
3- 16	0- 4	0- 4	CONFERENCE	0- 4	3- 4	1- 1			
2- 7	0- 2	0- 2	HOME	0- 2	2- 1	1- 0			
1- 8	0- 2	0- 2	AWAY	0- 2	1- 2	0- 1			
0- 1	0- 0	0- 0	NEUTRAL	0- 0	0- 1	0- 0			

RPI 1-25				RPI 26-50				RPI 51-100				RPI 101+ Team's RPI: 223			
RPI	S	Opponent	Score	RPI	S	Opponent	Score	RPI	S	Opponent	Score	RPI	S	Opponent	Score
22	N	Missouri	48 74	28	A	Villanova	57 75	72	A	St. John's (NY)	36 70	108	H	Wake Forest	57 62
23	A	DePaul	48 79	28	H	Villanova	50 89	72	H	St. John's (NY)	63 67	111	H	Cincinnati	53 50
23	H	DePaul	72 73	41	A	Minnesota	62 74	98	A	Georgetown	60 65	119	A	Seton Hall	53 58
24	A	Marquette	67 88	44	A	Creighton	54 65	98	H	Georgetown	48 65	119	H	Seton Hall	51 62
24	H	Marquette	63 80	44	H	Creighton	64 71					119	N	Seton Hall	42 66
												123	A	Butler	69 62
												123	H	Butler	57 54
												173	H	New Hampshire	71 66
												190	N	Furman	75 62
												203	A	Bowling Green	53 63
												215	A	Providence	48 69
												215	H	Providence	68 59
												232	H	Grambling	72 67
												292	H	Mt. St. Mary's	66 45
												324	H	Fort Wayne	62 50
												339	H	Florida A&M	70 52
LAST 12 Division I GAMES:															
119	N	Seton Hall	42 66	72	A	St. John's (NY)	36 70	119	A	Seton Hall	53 58	98	H	Georgetown	48 65
123	H	Butler	57 54	28	H	Villanova	50 89	44	A	Creighton	54 65	23	H	DePaul	72 73
215	A	Providence	48 69	72	H	Creighton	64 71	24	H	Marquette	63 80	215	H	Providence	68 59

Non-Div I Games:

Xavier

Average RPI Win:	195	WON-LOST	WINNING	LAST 10	STRENGTH OF	OPP. STRENGTH	TEAM	ADJ.	CONF.	ADJ CONF.
Average RPI Loss:	108	RECORD	PCT. RANK	GAMES	SCHEDULE	OF SCHEDULE	RPI	RPI	RPI	RPI
DIV. I ONLY	15- 12	135	6- 4	127	121	125	125	9	9	
DIV. I NON-CONF.	7- 6	165	0- 0	235	228	179	179	9	9	

TOTALS	RPI 1-25	RPI 26-50	W-L RECORDS	RPI 51-100	RPI 101-999	RPI 201+				
15- 12	0- 0	1- 1	OVERALL	2- 5	12- 6	8- 1				
7- 5	0- 0	1- 0	HOME	1- 2	5- 3	4- 1				
8- 5	0- 0	0- 1	AWAY	1- 2	7- 2	4- 0				
0- 2	0- 0	0- 0	NEUTRAL	0- 1	0- 1	0- 0				
7- 6	0- 0	0- 0	NON-CONFERENCE	1- 2	6- 4	4- 1				
2- 3	0- 0	0- 0	HOME	0- 1	2- 2	2- 1				
5- 1	0- 0	0- 0	AWAY	1- 0	4- 1	2- 0				
0- 2	0- 0	0- 0	NEUTRAL	0- 1	0- 1	0- 0				
8- 6	0- 0	1- 1	CONFERENCE	1- 3	6- 2	4- 0				
5- 2	0- 0	1- 0	HOME	1- 1	3- 1	2- 0				
3- 4	0- 0	0- 1	AWAY	0- 2	3- 1	2- 0				
0- 0	0- 0	0- 0	NEUTRAL	0- 0	0- 0	0- 0				

RPI	S	Opponent	Score	RPI	S	Opponent	Score	RPI	S	Opponent	Score	RPI	S	Opponent	Score	Team's RPI: 125
29	A	Princeton	53 64	29	H	Princeton	73 59	51	A	Harvard	73 97	115	A	Dartmouth	57 39	
								51	H	Harvard	69 63	115	H	Dartmouth	62 64	
								54	H	Indiana	68 72	130	N	Hartford	70 78	
								61	A	Penn	52 64	157	A	Binghamton	73 69	
								61	H	Penn	54 69	164	H	Army West Point	65 82	
								65	N	UC Davis	61 71	168	A	Brown	71 81	
								69	A	TCU	82 72	168	H	Brown	77 63	
												184	A	Kansas	75 81	
												187	A	Stony Brook	77 71	
												211	A	Columbia	73 50	
												211	H	Columbia	66 59	
												215	H	Providence	51 55	
												264	A	Cornell	65 55	
												264	H	Cornell	69 56	
												272	H	LIU Brooklyn	62 51	
												287	H	Colgate	82 56	
												293	A	Central Conn. St.	75 62	
												347	A	Saint Peter's	70 49	

LAST 12 Division I GAMES:																
29	A	Princeton	53 64	264	A	Cornell	65 55									
61	A	Penn	52 64	211	A	Columbia	73 50									
211	H	Columbia	66 59	61	H	Penn	54 69									
264	H	Cornell	69 56	29	H	Princeton	73 59									
51	H	Harvard	69 63	115	A	Dartmouth	57 39									
115	H	Dartmouth	62 64	51	A	Harvard	73 97									

Non-Div I Games:

Yale

Average RPI		Win: 228	WON-LOST RECORD	WINNING PCT. RANK	LAST 10 GAMES	STRENGTH OF SCHEDULE	OPP. STRENGTH OF SCHEDULE	TEAM RPI	ADJ. RPI	CONF. RPI	ADJ. CONF. RPI
Loss: 113											
DIV. I ONLY		14- 14	178	8- 2	121	185	145	145	11	11	
DIV. I NON-CONF.		2- 7	286	0- 0	201	219	270	270	15	15	
TOTALS		RPI 1-25		RPI 26-50	W-L RECORDS		RPI 51-100	RPI 101-999	RPI 201+		
14- 14	0- 2		0- 0	OVERALL		1- 5	13- 7	8- 1			
6- 6	0- 1		0- 0	HOME		0- 3	6- 2	4- 0			
7- 8	0- 1		0- 0	AWAY		1- 2	6- 5	4- 1			
1- 0	0- 0		0- 0	NEUTRAL		0- 0	1- 0	0- 0			
2- 7	0- 0		0- 0	NON-CONFERENCE		0- 2	2- 5	2- 1			
1- 2	0- 0		0- 0	HOME		0- 1	1- 1	1- 0			
1- 5	0- 0		0- 0	AWAY		0- 1	1- 4	1- 1			
0- 0	0- 0		0- 0	NEUTRAL		0- 0	0- 0	0- 0			
12- 7	0- 2		0- 0	CONFERENCE		1- 3	11- 2	6- 0			
5- 4	0- 1		0- 0	HOME		0- 2	5- 1	3- 0			
6- 3	0- 1		0- 0	AWAY		1- 1	5- 1	3- 0			
1- 0	0- 0		0- 0	NEUTRAL		0- 0	1- 0	0- 0			

RPI 1-25				RPI 26-50				RPI 51-100				RPI 101+				Team's RPI: 145	
RPI	S	Opponent	Score	RPI	S	Opponent	Score	RPI	S	Opponent	Score	RPI	S	Opponent	Score		
25	A	Green Bay	56 65					53	A	American	72 78	117	A	Saint Francis (PA)	65 79		
25	H	Green Bay	42 67					76	A	IUPUI	70 67	118	A	Cleveland St.	66 52		
								76	H	IUPUI	43 65	118	H	Cleveland St.	76 69		
								90	H	Bucknell	60 66	127	A	Milwaukee	61 62		
								92	A	Wright St.	50 73	127	H	Milwaukee	86 85		
								92	H	Wright St.	59 69	127	N	Milwaukee	62 58		
												132	A	Robert Morris	52 84		
												160	H	Kent St.	44 55		
												183	A	Pittsburgh	58 66		
												188	A	Oakland	86 76		
												188	H	Oakland	48 58		
												218	A	Akron	58 75		
												254	A	Northern Ky.	60 59		
												254	H	Northern Ky.	54 51		
												305	A	Loyola Chicago	73 49		
												307	H	Northern Ari z.	69 67		
												326	A	Detroit Mercy	72 52		
												326	H	Detroit Mercy	76 59		
												331	A	Ill. -Chicago	71 52		
												331	H	Ill. -Chicago	76 63		
LAST 12 Division I GAMES:																	
				127	N	Milwaukee	62 58	76	A	IUPUI	70 67						
				118	H	Cleveland St.	76 69	326	A	Detroit Mercy	72 52						
				254	A	Northern Ky.	60 59	188	A	Oakland	86 76						
				25	H	Green Bay	42 67	92	H	Wright St.	59 69						
				127	H	Milwaukee	86 85	254	H	Northern Ky.	54 51						
				331	A	Ill. -Chicago	71 52	118	A	Cleveland St.	66 52						

Non-Div I Games:	Ohio Valley	86	59	Penn St.-Beaver	97	40
------------------	-------------	----	----	-----------------	----	----

Youngstown St.

■ Loss, ■ Non-Conf, S Site, H Home A Away N Neutral