

Average RPI Win:	303	WON-LOST	WINNING	LAST 10	STRENGTH OF	OPP. STRENGTH	TEAM	ADJ.	CONF.	ADJ CONF.
Average RPI Loss:	173	RECORD	PCT. RANK	GAMES	SCHEDULE	OF SCHEDULE	RPI	RPI	RPI	RPI
DIV. I ONLY	9- 17	257	5- 5	246	319	287	287	27	27	
DIV. I NON-CONF.	1- 7	313	0- 0	47	336	280	280	27	27	
TOTALS	RPI 1-25	RPI 26-50	W-L RECORDS	RPI 51-100	RPI 101-150	RPI 150+				
9- 17	0- 1	0- 0	OVERALL	0- 3	0- 4	9- 9				
7- 5	0- 0	0- 0	HOME	0- 2	0- 2	7- 1				
2- 11	0- 1	0- 0	AWAY	0- 1	0- 2	2- 7				
0- 1	0- 0	0- 0	NEUTRAL	0- 0	0- 0	0- 1				
1- 7	0- 1	0- 0	NON-CONFERENCE	0- 1	0- 0	1- 5				
1- 2	0- 0	0- 0	HOME	0- 1	0- 0	1- 1				
0- 4	0- 1	0- 0	AWAY	0- 0	0- 0	0- 3				
0- 1	0- 0	0- 0	NEUTRAL	0- 0	0- 0	0- 1				
8- 10	0- 0	0- 0	CONFERENCE	0- 2	0- 4	8- 4				
6- 3	0- 0	0- 0	HOME	0- 1	0- 2	6- 0				
2- 7	0- 0	0- 0	AWAY	0- 1	0- 2	2- 4				
0- 0	0- 0	0- 0	NEUTRAL	0- 0	0- 0	0- 0				

RPI 1-25				RPI 26-50				RPI 51-100				RPI 101+ Team's RPI: 287			
RPI	S	Opponent	Score	RPI	S	Opponent	Score	RPI	S	Opponent	Score	RPI	S	Opponent	Score
23	A	Texas A&M	55 84					59	H	Toledo	60 76	107	A	Abilene Christian	64 72
								96	H	Central Ark.	41 49	107	H	Abilene Christian	59 72
								100	A	SFA	56 64	131	A	Lamar University	49 65
												131	H	Lamar University	63 74
												163	A	Rice	36 70
												164	A	Texas St.	50 57
												191	H	Texas Southern	64 61
												219	A	New Orleans	54 75
												222	A	UTRGV	46 55
												222	H	UTRGV	65 68
												233	N	UC Santa Barbara	60 66
												288	H	McNeese	77 66
												290	A	Nicholls St.	54 74
												290	H	Nicholls St.	65 60
												293	H	Northwestern St.	60 51
												329	A	Southeastern La.	69 53
												329	H	Southeastern La.	77 61
												332	A	Incarnate Word	56 63
												332	H	Incarnate Word	68 65
												338	A	Houston Baptist	51 56
												338	H	Houston Baptist	68 51
												339	A	Sam Houston St.	63 37
LAST 12 Division I GAMES:															
332	H	Incarnate Word	68 65	329	A	Southeastern La.	69 53								
338	H	Houston Baptist	68 51	338	A	Houston Baptist	51 56								
288	H	McNeese	77 66	107	H	Abilene Christian	59 72								
107	A	Abilene Christian	64 72	290	H	Nicholls St.	65 60								
131	H	Lamar University	63 74	131	A	Lamar University	49 65								
332	A	Incarnate Word	56 63	339	A	Sam Houston St.	63 37								

Non-Div I Games: Schreiner 73 44 Okla. Panhandle 66 40 Montana Tech 83 50

A&M-Corpus Christi

Loss, Non-Conf, S Site, H Home A Away N Neutral

Average RPI Win: <b>260</b>	WON-LOST	WINNING	LAST 10	STRENGTH OF	OPP. STRENGTH	TEAM	ADJ.	CONF.	ADJ CONF.
Average RPI Loss: <b>115</b>	RECORD	PCT. RANK	GAMES	SCHEDULE	OF SCHEDULE	RPI	RPI	RPI	RPI
DIV. I ONLY	19- 8	67	9- 1	198	284	107	107	27	27
DIV. I NON-CONF.	3- 6	230	0- 0	85	116	187	187	27	27
TOTALS	RPI 1-25	RPI 26-50	W-L RECORDS	RPI 51-100	RPI 101-150	RPI 150+			
19- 8	0- 3	0- 0	OVERALL	2- 2	1- 0	16- 3			
10- 2	0- 0	0- 0	HOME	1- 1	1- 0	8- 1			
8- 6	0- 3	0- 0	AWAY	1- 1	0- 0	7- 2			
1- 0	0- 0	0- 0	NEUTRAL	0- 0	0- 0	1- 0			
3- 6	0- 3	0- 0	NON-CONFERENCE	0- 0	0- 0	3- 3			
2- 1	0- 0	0- 0	HOME	0- 0	0- 0	2- 1			
0- 5	0- 3	0- 0	AWAY	0- 0	0- 0	0- 2			
1- 0	0- 0	0- 0	NEUTRAL	0- 0	0- 0	1- 0			
16- 2	0- 0	0- 0	CONFERENCE	2- 2	1- 0	13- 0			
8- 1	0- 0	0- 0	HOME	1- 1	1- 0	6- 0			
8- 1	0- 0	0- 0	AWAY	1- 1	0- 0	7- 0			
0- 0	0- 0	0- 0	NEUTRAL	0- 0	0- 0	0- 0			

RPI 1-25				RPI 26-50				RPI 51-100				RPI 101+ Team's RPI: 107			
RPI	S	Opponent	Score	RPI	S	Opponent	Score	RPI	S	Opponent	Score	RPI	S	Opponent	Score
6	A	Baylor	34 <b>79</b>					96	A	Central Ark.	70 <b>80</b>	131	H	Lamar University	77 59
23	A	Texas A&M	45 <b>71</b>					96	H	Central Ark.	83 76	154	H	Omaha	73 66
24	A	Missouri	46 <b>52</b>					100	A	SFA	80 73	178	A	UTSA	68 <b>71</b>
								100	H	SFA	61 <b>70</b>	184	A	Wichita St.	62 <b>81</b>
												219	H	New Orleans	68 55
												222	H	UTRGV	70 54
												264	N	Murray St.	81 57
												287	A	A&M-Corpus Christi	72 59
												287	H	A&M-Corpus Christi	72 64
												288	H	McNeese	77 65
												290	A	Nicholls St.	89 73
												293	A	Northwestern St.	75 74
												293	H	Northwestern St.	79 57
												311	H	UMKC	68 <b>71</b>
												329	A	Southeastern La.	82 57
												332	A	Incarinate Word	75 66
												332	H	Incarinate Word	68 45
												338	A	Houston Baptist	89 60
												339	A	Sam Houston St.	72 39
												339	H	Sam Houston St.	78 56
LAST 12 Division I GAMES:															
338	A	Houston Baptist	89 60	293	H	Northwestern St.	79 57								
332	H	Incarinate Word	68 45	96	A	Central Ark.	70 <b>80</b>								
339	A	Sam Houston St.	72 39	339	H	Sam Houston St.	78 56								
287	H	A&M-Corpus Christi	72 64	287	A	A&M-Corpus Christi	72 59								
293	A	Northwestern St.	75 74	288	H	McNeese	77 65								
100	A	SFA	80 73	332	A	Incarinate Word	75 66								

Non-Div I Games: Harding 74 62 Sul Ross St. 106 58 Howard Payne 87 52

Abilene Christian

Loss, Non-Conf, S Site, H Home A Away N Neutral

## Air Force

Through Games Of March 4, 2017

Average RPI Win:	280	WON-LOST	WINNING	LAST 10	STRENGTH OF	OPP. STRENGTH	TEAM	ADJ.	CONF.	ADJ CONF.
Average RPI Loss:	163	RECORD	PCT. RANK	GAMES	SCHEDULE	OF SCHEDULE	RPI	RPI	RPI	RPI
DIV. I ONLY	4- 24	331	1- 9	201	199	321	321	13	13	
DIV. I NON-CONF.	2- 8	288	0- 0	296	306	331	331	15	15	
TOTALS	RPI 1-25	RPI 26-50	W-L RECORDS	RPI 51-100	RPI 101-150	RPI 150+				
4- 24	0- 0	0- 1	OVERALL	0- 6	0- 5	4- 12				
2- 12	0- 0	0- 1	HOME	0- 3	0- 3	2- 5				
2- 12	0- 0	0- 0	AWAY	0- 3	0- 2	2- 7				
0- 0	0- 0	0- 0	NEUTRAL	0- 0	0- 0	0- 0				
2- 8	0- 0	0- 0	NON-CONFERENCE	0- 0	0- 4	2- 4				
1- 4	0- 0	0- 0	HOME	0- 0	0- 3	1- 1				
1- 4	0- 0	0- 0	AWAY	0- 0	0- 1	1- 3				
0- 0	0- 0	0- 0	NEUTRAL	0- 0	0- 0	0- 0				
2- 16	0- 0	0- 1	CONFERENCE	0- 6	0- 1	2- 8				
1- 8	0- 0	0- 1	HOME	0- 3	0- 0	1- 4				
1- 8	0- 0	0- 0	AWAY	0- 3	0- 1	1- 4				
0- 0	0- 0	0- 0	NEUTRAL	0- 0	0- 0	0- 0				

RPI 1-25			RPI 26-50			RPI 51-100			RPI 101+			Team's RPI: 321			
RPI	S	Opponent	Score	RPI	S	Opponent	Score	RPI	S	Opponent	Score				
				49	H	Colorado St.	35 72	66	A	Boise St.	48 72	106	A	Colorado	68 95
								66	H	Boise St.	59 69	110	H	Vanderbilt	49 75
								87	A	Wyoming	41 73	121	H	Northern Colo.	44 71
								87	H	Wyoming	54 66	128	H	Navy	46 64
								92	A	UNLV	38 52	147	A	New Mexico	64 81
								92	H	UNLV	56 60	156	A	Army West Point	47 75
												176	A	Fresno St.	40 63
												176	H	Fresno St.	56 72
												186	A	Utah St.	62 65
												186	H	Utah St.	64 61
												206	A	San Jose St.	74 86
												206	H	San Jose St.	67 83
												249	H	Weber St.	61 76
												259	A	San Diego St.	62 59
												259	H	San Diego St.	51 64
												281	A	Nevada	58 65
												281	H	Nevada	51 56
												283	A	Eastern Mich.	44 65
												306	A	Denver	52 65
												335	H	Utah Valley	64 53
												340	A	Fairleigh Dickinson	56 48
LAST 12 Division I GAMES:															
				66	A	Boise St.	48 72	66	H	Boise St.	59 69				
				259	H	San Diego St.	51 64	147	A	New Mexico	64 81				
				186	H	Utah St.	64 61	87	A	Wyoming	41 73				
				92	A	UNLV	38 52	176	H	Fresno St.	56 72				
				206	H	San Jose St.	67 83	259	A	San Diego St.	62 59				
				281	A	Nevada	58 65	92	H	UNLV	56 60				

Non-Div I Games:

Air Force

■ Loss, 
 ■ Non-Conf, S Site, 
 ■ Home 
 ■ Away 
 N Neutral

Average RPI Win:	259	WON-LOST	WINNING	LAST 10	STRENGTH OF	OPP. STRENGTH	TEAM	ADJ.	CONF.	ADJ CONF.
Average RPI Loss:	123	RECORD	PCT. RANK	GAMES	SCHEDULE	OF SCHEDULE	RPI	RPI	RPI	RPI
DIV. I ONLY	7- 20	303	0- 10	128	146	239	239	10	10	
DIV. I NON-CONF.	5- 4	143	0- 0	233	241	158	158	11	11	
TOTALS	RPI 1-25	RPI 26-50	W-L RECORDS	RPI 51-100	RPI 101-150	RPI 150+				
7- 20	0- 0	0- 2	OVERALL	1- 9	0- 3	6- 6				
1- 10	0- 0	0- 0	HOME	0- 5	0- 2	1- 3				
6- 9	0- 0	0- 1	AWAY	1- 4	0- 1	5- 3				
0- 1	0- 0	0- 1	NEUTRAL	0- 0	0- 0	0- 0				
5- 4	0- 0	0- 1	NON-CONFERENCE	0- 2	0- 1	5- 0				
0- 2	0- 0	0- 0	HOME	0- 1	0- 1	0- 0				
5- 1	0- 0	0- 0	AWAY	0- 1	0- 0	5- 0				
0- 1	0- 0	0- 1	NEUTRAL	0- 0	0- 0	0- 0				
2- 16	0- 0	0- 1	CONFERENCE	1- 7	0- 2	1- 6				
1- 8	0- 0	0- 0	HOME	0- 4	0- 1	1- 3				
1- 8	0- 0	0- 1	AWAY	1- 3	0- 1	0- 3				
0- 0	0- 0	0- 0	NEUTRAL	0- 0	0- 0	0- 0				

RPI 1-25				RPI 26-50				RPI 51-100				RPI 101+				Team's RPI: 239	
RPI	S	Opponent	Score	RPI	S	Opponent	Score	RPI	S	Opponent	Score	RPI	S	Opponent	Score		
				27	N	Elon	62 65	57	A	Ohio	48 62	115	A	Ball St.	70 80		
				38	A	Central Mich.	62 89	57	H	Ohio	69 85	115	H	Ball St.	63 90		
								59	H	Toledo	57 61	119	H	Duquesne	57 67		
								71	H	Bucknell	47 61	172	A	Western Mich.	60 73		
								84	A	Penn St.	71 84	172	H	Western Mich.	57 73		
								91	A	Northern Ill.	84 55	242	A	Miami (OH)	49 54		
								93	A	Kent St.	69 73	242	H	Miami (OH)	62 66		
								93	H	Kent St.	58 72	253	A	Canisius	73 64		
								94	A	Buffalo	51 81	255	A	Georgia St.	78 66		
								94	H	Buffalo	55 81	258	A	Bowling Green	50 86		
												258	H	Bowling Green	58 62		
												270	A	Eastern Ky.	63 57		
												283	H	Eastern Mich.	80 62		
												317	A	Youngstown St.	76 74		
												341	A	Winthrop	80 59		
LAST 12 Division I GAMES:																	
				57	A	Ohio	48 62	93	H	Kent St.	58 72						
				94	H	Buffalo	55 81	242	A	Miami (OH)	49 54						
				93	A	Kent St.	69 73	258	A	Bowling Green	50 86						
				242	H	Miami (OH)	62 66	115	H	Ball St.	63 90						
				94	A	Buffalo	51 81	283	H	Eastern Mich.	80 62						
				59	H	Toledo	57 61	172	H	Western Mich.	57 73						

Non-Div I Games: Ohio Christian 69 52 Malone 63 52

Akron

■ Loss, 
 ■ Non-Conf, S Site, 
 ■ Home 
 ■ Away 
 N Neutral

## Alabama

Through Games Of March 4, 2017

Average RPI Win:	189	WON-LOST	WINNING	LAST 10	STRENGTH OF	OPP. STRENGTH	TEAM	ADJ.	CONF.	ADJ CONF.
Average RPI Loss:	52	RECORD	PCT. RANK	GAMES	SCHEDULE	OF SCHEDULE	RPI	RPI	RPI	RPI
DIV. I ONLY	19- 13	117	4- 6	131	44	130	130	2	2	
DIV. I NON-CONF.	12- 1	7	0- 0	342	275	128	128	2	2	
TOTALS	RPI 1-25	RPI 26-50	W-L RECORDS	RPI 51-100	RPI 101-150	RPI 150+				
19- 13	3- 6	1- 2	OVERALL	1- 3	3- 1	11- 1				
12- 6	1- 3	0- 1	HOME	1- 1	1- 0	9- 1				
3- 6	1- 2	1- 1	AWAY	0- 2	1- 1	0- 0				
4- 1	1- 1	0- 0	NEUTRAL	0- 0	1- 0	2- 0				
12- 1	0- 0	0- 0	NON-CONFERENCE	1- 1	0- 0	11- 0				
10- 0	0- 0	0- 0	HOME	1- 0	0- 0	9- 0				
0- 1	0- 0	0- 0	AWAY	0- 1	0- 0	0- 0				
2- 0	0- 0	0- 0	NEUTRAL	0- 0	0- 0	2- 0				
7- 12	3- 6	1- 2	CONFERENCE	0- 2	3- 1	0- 1				
2- 6	1- 3	0- 1	HOME	0- 1	1- 0	0- 1				
3- 5	1- 2	1- 1	AWAY	0- 1	1- 1	0- 0				
2- 1	1- 1	0- 0	NEUTRAL	0- 0	1- 0	0- 0				

RPI	S	Opponent	Score	RPI	S	Opponent	Score	RPI	S	Opponent	Score	RPI	S	Opponent	Score	Team's RPI: 130
3	A	South Carolina	45 93	35	A	LSU	41 48	58	H	Georgia Tech	67 65	110	A	Vanderbilt	80 87	
5	H	Mississippi St.	54 67	46	A	Auburn	63 61	64	A	Georgetown	59 70	110	N	Vanderbilt	77 57	
14	H	Kentucky	54 71	46	H	Auburn	55 66	85	A	Georgia	65 71	116	A	Ole Miss	65 57	
14	N	Kentucky	55 65					86	H	Florida	56 66	116	H	Ole Miss	90 80	
22	H	Tennessee	65 57									168	H	Arkansas	50 68	
22	N	Tennessee	72 64									185	H	Kansas	71 65	
23	A	Texas A&M	48 69									219	H	New Orleans	78 57	
24	A	Missouri	59 58									232	H	Ga. Southern	66 48	
24	H	Missouri	56 65									255	H	Georgia St.	80 57	
												288	N	McNeese	84 63	
												297	H	Lipscomb	82 35	
												299	N	UTEP	78 60	
												304	H	Alcorn	93 43	
												309	H	Mississippi Val.	93 44	
												331	H	Florida A&M	81 46	
												349	H	Alabama A&M	97 29	
LAST 12 Division I GAMES:																
14	N	Kentucky	55 65	22	H	Tennessee	65 57									
22	N	Tennessee	72 64	86	H	Florida	56 66									
110	N	Vanderbilt	77 57	23	A	Texas A&M	48 69									
24	H	Missouri	56 65	35	A	LSU	41 48									
85	A	Georgia	65 71	46	H	Auburn	55 66									
46	A	Auburn	63 61	110	A	Vanderbilt	80 87									

Non-Div I Games:

Alabama

■ Loss, 
 ■ Non-Conf, 
 ■ S Site, 
 ■ H Home 
 ■ A Away 
 N Neutral

## Alabama A&amp;M

Through Games Of March 4, 2017

Average RPI Win:	0	WON-LOST	WINNING	LAST 10	STRENGTH OF	OPP. STRENGTH	TEAM	ADJ.	CONF.	ADJ CONF.
Average RPI Loss:	238	RECORD	PCT. RANK	GAMES	SCHEDULE	OF SCHEDULE	RPI	RPI	RPI	RPI
DIV. I ONLY	0- 25	348	0- 10	318	336	349	349	30	30	
DIV. I NON-CONF.	0- 7	335	0- 0	189	237	339	339	30	30	
TOTALS	RPI 1-25	RPI 26-50	W-L RECORDS	RPI 51-100	RPI 101-150	RPI 150+				
0- 25	0- 0	0- 1	OVERALL	0- 0	0- 2	0- 22				
0- 9	0- 0	0- 0	HOME	0- 0	0- 0	0- 9				
0- 16	0- 0	0- 0	AWAY	0- 0	0- 0	0- 8				
0- 0	0- 0	0- 0	NEUTRAL	0- 0	0- 0	0- 0				
0- 7	0- 0	0- 1	NON-CONFERENCE	0- 0	0- 2	0- 4				
0- 0	0- 0	0- 0	HOME	0- 0	0- 0	0- 0				
0- 7	0- 0	0- 1	AWAY	0- 0	0- 2	0- 4				
0- 0	0- 0	0- 0	NEUTRAL	0- 0	0- 0	0- 0				
0- 18	0- 0	0- 0	CONFERENCE	0- 0	0- 0	0- 18				
0- 9	0- 0	0- 0	HOME	0- 0	0- 0	0- 9				
0- 9	0- 0	0- 0	AWAY	0- 0	0- 0	0- 9				
0- 0	0- 0	0- 0	NEUTRAL	0- 0	0- 0	0- 0				

RPI 1-25				RPI 26-50				RPI 51-100				RPI 101+				Team's RPI: 349	
RPI	S	Opponent	Score	RPI	S	Opponent	Score	RPI	S	Opponent	Score	RPI	S	Opponent	Score		
				39	A	Western Ky.	32 96					118	A	North Carolina	35 80		
												130	A	Alabama	29 97		
												191	A	Texas Southern	51 60		
												191	H	Texas Southern	39 53		
												209	A	Grambling	57 87		
												209	H	Grambling	53 68		
												211	A	Alabama St.	35 62		
												211	H	Alabama St.	37 52		
												227	A	Southern U.	57 69		
												227	H	Southern U.	54 66		
												228	A	Samford	37 61		
												240	A	Evansville	54 63		
												264	A	Murray St.	49 81		
												268	A	Southeast Mo. St.	47 75		
												269	A	Prairie View	47 71		
												269	H	Prairie View	50 63		
												284	A	Ark.-Pine Bluff	57 61		
												284	H	Ark.-Pine Bluff	55 65		
												304	A	Alcorn	42 71		
												304	H	Alcorn	57 73		
												309	A	Mississippi Val.	58 60		
												309	H	Mississippi Val.	52 58		
												333	A	Jackson St.	49 58		
												333	H	Jackson St.	54 64		
LAST 12 Division I GAMES:																	
				209	A	Grambling	57 87					211	A	Alabama St.	35 62		
				333	A	Jackson St.	49 58					284	H	Ark.-Pine Bluff	55 65		
				191	H	Texas Southern	39 53					309	H	Mississippi Val.	52 58		
				269	H	Prairie View	50 63					191	A	Texas Southern	51 60		
				304	A	Alcorn	42 71					269	A	Prairie View	47 71		
				227	A	Southern U.	57 69					304	H	Alcorn	57 73		

Non-Div I Games: Oakwood 68 65 Concordia (AL) 61 58

Alabama A&amp;M

Loss, Non-Conf, S Site, H Home A Away N Neutral

Average RPI Win:	293	WON-LOST	WINNING	LAST 10	STRENGTH OF	OPP. STRENGTH	TEAM	ADJ.	CONF.	ADJ CONF.
Average RPI Loss:	163	RECORD	PCT. RANK	GAMES	SCHEDULE	OF SCHEDULE	RPI	RPI	RPI	RPI
DIV. I ONLY	12- 15	208	6- 4	271	307	211	211	30	30	
DIV. I NON-CONF.	0- 9	335	0- 0	41	22	282	282	30	30	
TOTALS	RPI 1-25	RPI 26-50	W-L RECORDS	RPI 51-100	RPI 101-150	RPI 150+				
12- 15	0- 2	0- 1	OVERALL	0- 1	0- 3	12- 8				
6- 3	0- 0	0- 0	HOME	0- 0	0- 0	6- 3				
6- 12	0- 0	0- 0	AWAY	0- 0	0- 2	6- 3				
0- 0	0- 0	0- 0	NEUTRAL	0- 0	0- 0	0- 0				
0- 9	0- 2	0- 1	NON-CONFERENCE	0- 1	0- 3	0- 2				
0- 0	0- 0	0- 0	HOME	0- 0	0- 0	0- 0				
0- 9	0- 2	0- 1	AWAY	0- 1	0- 3	0- 2				
0- 0	0- 0	0- 0	NEUTRAL	0- 0	0- 0	0- 0				
12- 6	0- 0	0- 0	CONFERENCE	0- 0	0- 0	12- 6				
6- 3	0- 0	0- 0	HOME	0- 0	0- 0	6- 3				
6- 3	0- 0	0- 0	AWAY	0- 0	0- 0	6- 3				
0- 0	0- 0	0- 0	NEUTRAL	0- 0	0- 0	0- 0				

RPI 1-25				RPI 26-50				RPI 51-100				RPI 101+ Team's RPI: 211			
RPI	S	Opponent	Score	RPI	S	Opponent	Score	RPI	S	Opponent	Score	RPI	S	Opponent	Score
5	A	Mississippi St.	47 90	35	A	LSU	40 93	58	A	Georgia Tech	48 70	118	A	North Carolina	54 84
25	A	Ohio St.	61 118									120	A	Southern Miss.	43 70
												125	A	Troy	66 95
												191	A	Texas Southern	48 52
												191	H	Texas Southern	50 55
												209	A	Grambling	83 76
												209	H	Grambling	45 60
												227	A	Southern U.	53 59
												227	H	Southern U.	75 70
												228	A	Samford	49 63
												269	A	Prairie View	75 61
												269	H	Prairie View	74 61
												284	A	Ark.-Pine Bluff	74 62
												284	H	Ark.-Pine Bluff	51 52
												303	A	Savannah St.	39 54
												304	A	Alcorn	62 56
												304	H	Alcorn	72 54
												309	A	Mississippi Val.	79 73
												309	H	Mississippi Val.	71 57
												333	A	Jackson St.	62 68
												333	H	Jackson St.	73 64
												349	A	Alabama A&M	52 37
												349	H	Alabama A&M	62 35
LAST 12 Division I GAMES:															
333	A	Jackson St.	62 68	349	H	Alabama A&M	62 35								
209	A	Grambling	83 76	309	H	Mississippi Val.	71 57								
269	H	Prairie View	74 61	284	H	Ark.-Pine Bluff	51 52								
191	H	Texas Southern	50 55	269	A	Prairie View	75 61								
227	A	Southern U.	53 59	191	A	Texas Southern	48 52								
304	A	Alcorn	62 56	227	H	Southern U.	75 70								

Non-Div I Games: Mobile 84 45

Alabama St.

■ Loss, 
 ■ Non-Conf, 
 ■ S Site, 
 ■ Home 
 ■ A Away 
 N Neutral

Average RPI Win: <b>226</b>	WON-LOST	WINNING	LAST 10	STRENGTH OF	OPP. STRENGTH	TEAM	ADJ.	CONF.	ADJ CONF.
Average RPI Loss: <b>131</b>	RECORD	PCT. RANK	GAMES	SCHEDULE	OF SCHEDULE	RPI	RPI	RPI	RPI
DIV. I ONLY	18- 11	108	9- 1	194	174	124	124	22	22
DIV. I NON-CONF.	5- 7	205	0- 0	152	99	175	175	22	22
TOTALS	RPI 1-25	RPI 26-50	W-L RECORDS	RPI 51-100	RPI 101-150	RPI 150+			
18- 11	0- 2	0- 0	OVERALL	1- 2	1- 3	16- 4			
11- 1	0- 0	0- 0	HOME	1- 0	1- 0	9- 1			
6- 9	0- 1	0- 0	AWAY	0- 2	0- 3	6- 3			
1- 1	0- 1	0- 0	NEUTRAL	0- 0	0- 0	1- 0			
5- 7	0- 2	0- 0	NON-CONFERENCE	0- 1	0- 2	5- 2			
4- 0	0- 0	0- 0	HOME	0- 0	0- 0	4- 0			
1- 6	0- 1	0- 0	AWAY	0- 1	0- 2	1- 2			
0- 1	0- 1	0- 0	NEUTRAL	0- 0	0- 0	0- 0			
13- 4	0- 0	0- 0	CONFERENCE	1- 1	1- 1	11- 2			
7- 1	0- 0	0- 0	HOME	1- 0	1- 0	5- 1			
5- 3	0- 0	0- 0	AWAY	0- 1	0- 1	5- 1			
1- 0	0- 0	0- 0	NEUTRAL	0- 0	0- 0	1- 0			

RPI 1-25				RPI 26-50				RPI 51-100				RPI 101+ Team's RPI: 124			
RPI	S	Opponent	Score	RPI	S	Opponent	Score	RPI	S	Opponent	Score	RPI	S	Opponent	Score
14	A	Kentucky	46 <b>70</b>					67	A	New Hampshire	58 <b>71</b>	122	A	Fordham	82 <b>89</b>
15	N	Miami (FL)	53 <b>77</b>					67	H	New Hampshire	64 55	134	A	Yale	53 <b>64</b>
								69	A	St. John's (NY)	36 <b>54</b>	137	A	Maine	71 <b>84</b>
												137	H	Maine	64 60
												156	H	Army West Point	65 59
												159	H	Fairfield	59 45
												174	H	Siena	88 86
												183	A	Hartford	58 52
												183	H	Hartford	82 71
												208	A	UMBC	60 <b>63</b>
												208	H	UMBC	56 <b>64</b>
												210	A	Binghamton	67 61
												210	H	Binghamton	80 63
												215	A	Dartmouth	61 <b>69</b>
												218	H	Boston U.	69 54
												248	A	St. Bonaventure	59 <b>67</b>
												261	A	Stony Brook	75 57
												261	H	Stony Brook	64 54
												273	A	Vermont	67 52
												273	H	Vermont	64 53
												273	N	Vermont	65 45
												342	A	Wagner	75 50
												343	A	UMass Lowell	79 60
												343	H	UMass Lowell	93 69
LAST 12 Division I GAMES:															
273	N	Vermont	65 45	67	H	New Hampshire	64 55								
183	A	Hartford	58 52	261	A	Stony Brook	75 57								
273	A	Vermont	67 52	343	A	UMass Lowell	79 60								
137	H	Maine	64 60	183	H	Hartford	82 71								
208	A	UMBC	60 <b>63</b>	273	H	Vermont	64 53								
210	H	Binghamton	80 63	137	A	Maine	71 <b>84</b>								

Non-Div I Games: Post 85 61

Albany (NY)

■ Loss, 
 ■ Non-Conf, 
 ■ S Site, 
 ■ Home 
 ■ A Away 
 N Neutral



Average RPI Win: <b>307</b>	WON-LOST	WINNING	LAST 10	STRENGTH OF	OPP. STRENGTH	TEAM	ADJ.	CONF.	ADJ CONF.
Average RPI Loss: <b>189</b>	RECORD	PCT. RANK	GAMES	SCHEDULE	OF SCHEDULE	RPI	RPI	RPI	RPI
DIV. I ONLY	9- 20	272	3- 7	287	330	304	304	30	30
DIV. I NON-CONF.	0- 11	335	0- 1	119	232	322	322	30	30
TOTALS	RPI 1-25	RPI 26-50	W-L RECORDS	RPI 51-100	RPI 101-150	RPI 150+			
9- 20	0- 0	0- 0	OVERALL	0- 3	0- 3	9- 14			
6- 5	0- 0	0- 0	HOME	0- 1	0- 0	6- 4			
3- 14	0- 0	0- 0	AWAY	0- 1	0- 1	3- 4			
0- 1	0- 0	0- 0	NEUTRAL	0- 0	0- 0	0- 1			
0- 11	0- 0	0- 0	NON-CONFERENCE	0- 3	0- 3	0- 5			
0- 2	0- 0	0- 0	HOME	0- 1	0- 0	0- 1			
0- 8	0- 0	0- 0	AWAY	0- 2	0- 3	0- 3			
0- 1	0- 0	0- 0	NEUTRAL	0- 0	0- 0	0- 1			
9- 9	0- 0	0- 0	CONFERENCE	0- 0	0- 0	9- 9			
6- 3	0- 0	0- 0	HOME	0- 0	0- 0	6- 3			
3- 6	0- 0	0- 0	AWAY	0- 0	0- 0	3- 6			
0- 0	0- 0	0- 0	NEUTRAL	0- 0	0- 0	0- 0			

RPI S	Opponent	Score	RPI S	Opponent	Score	RPI S	Opponent	Score	RPI S	Opponent	Score	Team's RPI: 304
						96	A Central Ark.	45 <b>59</b>	120	A Southern Miss.	56 <b>99</b>	
						96	H Central Ark.	57 <b>71</b>	130	A Alabama	43 <b>93</b>	
						97	A Texas Tech	37 <b>90</b>	133	A Arizona	59 <b>74</b>	
									162	A TCU	39 <b>95</b>	
									170	A Houston	70 <b>85</b>	
									191	A Texas Southern	45 <b>64</b>	
									191	H Texas Southern	53 <b>57</b>	
									209	A Grambling	63 <b>86</b>	
									209	H Grambling	63 <b>67</b>	
									211	A Alabama St.	54 <b>72</b>	
									211	H Alabama St.	56 <b>62</b>	
									227	A Southern U.	33 <b>45</b>	
									227	H Southern U.	69 <b>63</b>	
									246	A Grand Canyon	44 <b>77</b>	
									251	H Jacksonville St.	66 <b>70</b>	
									268	N Southeast Mo. St.	50 <b>68</b>	
									269	A Prairie View	60 <b>69</b>	
									269	H Prairie View	62 <b>55</b>	
									284	A Ark.-Pine Bluff	56 <b>61</b>	
									284	H Ark.-Pine Bluff	70 <b>48</b>	
									309	A Mississippi Val.	68 <b>60</b>	
									309	H Mississippi Val.	69 <b>49</b>	
									333	A Jackson St.	70 <b>53</b>	
									333	H Jackson St.	74 <b>51</b>	
									349	A Alabama A&M	73 <b>57</b>	
									349	H Alabama A&M	71 <b>42</b>	
LAST 12 Division I GAMES:												
268	N	Southeast Mo. St.	50	<b>68</b>	284	A	Ark.-Pine Bluff	56	<b>61</b>			
269	A	Prairie View	60	<b>69</b>	309	A	Mississippi Val.	68	60			
191	A	Texas Southern	45	<b>64</b>	209	H	Grambling	63	<b>67</b>			
227	A	Southern U.	33	<b>45</b>	333	H	Jackson St.	74	51			
349	H	Alabama A&M	71	42	227	H	Southern U.	69	63			
211	H	Alabama St.	56	<b>62</b>	349	A	Alabama A&M	73	57			

Non-Div I Games:

Alcorn

■ Loss, 
 ■ Non-Conf, 
 ■ S Site, 
 ■ Home 
 ■ A Away 
 N Neutral

Average RPI Win:	236	WON-LOST	WINNING	LAST 10	STRENGTH OF	OPP. STRENGTH	TEAM	ADJ.	CONF.	ADJ CONF.
Average RPI Loss:	167	RECORD	PCT. RANK	GAMES	SCHEDULE	OF SCHEDULE	RPI	RPI	RPI	RPI
DIV. I ONLY	14- 15	179	6- 4	182	263	190	190	23	23	
DIV. I NON-CONF.	3- 8	262	0- 0	121	190	241	241	25	25	
TOTALS	RPI 1-25	RPI 26-50	W-L RECORDS	RPI 51-100	RPI 101-150	RPI 150+				
14- 15	0- 0	1- 1	OVERALL	1- 2	1- 4	11- 8				
9- 4	0- 0	1- 0	HOME	1- 0	1- 2	6- 2				
5- 9	0- 0	0- 1	AWAY	0- 2	0- 0	5- 5				
0- 2	0- 0	0- 0	NEUTRAL	0- 0	0- 1	0- 1				
3- 8	0- 0	1- 1	NON-CONFERENCE	0- 1	0- 3	2- 3				
2- 2	0- 0	1- 0	HOME	0- 0	0- 2	1- 0				
1- 4	0- 0	0- 1	AWAY	0- 1	0- 0	1- 2				
0- 2	0- 0	0- 0	NEUTRAL	0- 0	0- 1	0- 1				
11- 7	0- 0	0- 0	CONFERENCE	1- 1	1- 1	9- 5				
7- 2	0- 0	0- 0	HOME	1- 0	1- 0	5- 2				
4- 5	0- 0	0- 0	AWAY	0- 1	0- 1	4- 3				
0- 0	0- 0	0- 0	NEUTRAL	0- 0	0- 0	0- 0				

RPI S	Opponent	Score	RPI S	Opponent	Score	RPI S	Opponent	Score	RPI S	Opponent	Score	Team's RPI: 190
44	A Michigan	33 82	71	A Bucknell	67 73	128	A Navy	44 60				
50	H George Washington	66 61	71	H Bucknell	59 47	128	H Navy	50 48				
			84	A Penn St.	65 70	129	H William & Mary	34 48				
						135	H Delaware	55 56				
						143	N VCU	62 68				
						156	A Army West Point	51 53				
						156	H Army West Point	57 68				
						167	A La Salle	59 63				
						188	A Hofstra	67 72				
						208	H UMBC	70 53				
						218	A Boston U.	62 71				
						218	H Boston U.	73 62				
						255	N Georgia St.	58 59				
						271	A Loyola Maryland	60 45				
						271	H Loyola Maryland	66 59				
						275	A Colgate	73 62				
						275	H Colgate	68 57				
						302	A Lafayette	76 52				
						302	H Lafayette	75 45				
						305	A Lehigh	70 58				
						305	H Lehigh	68 51				
						317	A Youngstown St.	77 64				
						319	A Holy Cross	46 51				
						319	H Holy Cross	60 61				
LAST 12 Division I GAMES:												
128	A Navy	44 60	218	A Boston U.	62 71							
271	H Loyola Maryland	66 59	305	A Lehigh	70 58							
128	H Navy	50 48	71	H Bucknell	59 47							
319	A Holy Cross	46 51	275	A Colgate	73 62							
302	H Lafayette	75 45	319	H Holy Cross	60 61							
156	H Army West Point	57 68	302	A Lafayette	76 52							

Non-Div I Games:

American

■ Loss, 
 ■ Non-Conf, 
 ■ S Site, 
 ■ H Home 
 ■ A Away 
 N Neutral

## Appalachian St.

## Through Games Of March 4, 2017

Average RPI Win:	264	WON-LOST	WINNING	LAST 10	STRENGTH OF	OPP. STRENGTH	TEAM	ADJ.	CONF.	ADJ CONF.
Average RPI Loss:	144	RECORD	PCT. RANK	GAMES	SCHEDULE	OF SCHEDULE	RPI	RPI	RPI	RPI
DIV. I ONLY	11- 18	242	3- 7	180	234	225	225	21	21	
DIV. I NON-CONF.	5- 6	186	0- 0	158	210	172	172	19	19	
TOTALS	RPI 1-25	RPI 26-50	W-L RECORDS	RPI 51-100	RPI 101-150	RPI 150+				
11- 18	0- 2	0- 2	OVERALL	0- 3	0- 3	11- 8				
5- 8	0- 0	0- 1	HOME	0- 1	0- 2	5- 4				
5- 10	0- 2	0- 1	AWAY	0- 2	0- 1	5- 4				
1- 0	0- 0	0- 0	NEUTRAL	0- 0	0- 0	1- 0				
5- 6	0- 2	0- 0	NON-CONFERENCE	0- 1	0- 1	5- 2				
2- 2	0- 0	0- 0	HOME	0- 0	0- 1	2- 1				
2- 4	0- 2	0- 0	AWAY	0- 1	0- 0	2- 1				
1- 0	0- 0	0- 0	NEUTRAL	0- 0	0- 0	1- 0				
6- 12	0- 0	0- 2	CONFERENCE	0- 2	0- 2	6- 6				
3- 6	0- 0	0- 1	HOME	0- 1	0- 1	3- 3				
3- 6	0- 0	0- 1	AWAY	0- 1	0- 1	3- 3				
0- 0	0- 0	0- 0	NEUTRAL	0- 0	0- 0	0- 0				

RPI 1-25				RPI 26-50				RPI 51-100				RPI 101+ Team's RPI: 225			
RPI	S	Opponent	Score	RPI	S	Opponent	Score	RPI	S	Opponent	Score	RPI	S	Opponent	Score
16	A	DePaul	58 99	45	A	Little Rock	55 67	58	A	Georgia Tech	52 81	125	A	Troy	77 86
22	A	Tennessee	66 92	45	H	Little Rock	69 77	83	A	UT Arlington	63 74	127	H	Radford	54 57
								83	H	UT Arlington	62 73	150	H	Louisiana	58 68
												164	A	Texas St.	66 64
												164	H	Texas St.	37 53
												203	A	ETSU	71 68
												204	H	Col. of Charleston	62 65
												229	A	Liberty	66 57
												232	A	Ga. Southern	50 53
												232	H	Ga. Southern	73 48
												235	A	Richmond	46 55
												241	H	UNC Asheville	81 51
												245	A	Coastal Caro.	55 60
												245	H	Coastal Caro.	53 56
												252	A	South Ala.	41 54
												255	A	Georgia St.	67 63
												255	H	Georgia St.	55 59
												296	H	N.C. A&T	71 58
												312	N	Gardner-Webb	72 67
												322	A	Arkansas St.	81 72
												322	H	Arkansas St.	76 50
												330	H	La.-Monroe	79 61
LAST 12 Division I GAMES:															
245	H	Coastal Caro.	53 56	232	H	Ga. Southern	73 48								
330	H	La.-Monroe	79 61	322	A	Arkansas St.	81 72								
150	H	Louisiana	58 68	45	A	Little Rock	55 67								
252	A	South Ala.	41 54	83	H	UT Arlington	62 73								
125	A	Troy	77 86	164	H	Texas St.	37 53								
255	H	Georgia St.	55 59	232	A	Ga. Southern	50 53								

Non-Div I Games:

Appalachian St.

■ Loss, 
 ■ Non-Conf, 
 ■ S Site, 
 ■ Home 
 ■ Away 
 N Neutral

Average RPI Win:	179	WON-LOST	WINNING	LAST 10	STRENGTH OF	OPP. STRENGTH	TEAM	ADJ.	CONF.	ADJ CONF.
Average RPI Loss:	53	RECORD	PCT. RANK	GAMES	SCHEDULE	OF SCHEDULE	RPI	RPI	RPI	RPI
DIV. I ONLY	14- 16	194	3- 7	65	36	133	133	1	1	
DIV. I NON-CONF.	9- 2	37	0- 0	309	304	131	131	1	1	
TOTALS	RPI 1-25	RPI 26-50	W-L RECORDS	RPI 51-100	RPI 101-150	RPI 150+				
14- 16	0- 7	1- 3	OVERALL	2- 3	3- 1	8- 2				
9- 7	0- 4	1- 1	HOME	1- 1	1- 0	6- 1				
5- 8	0- 3	0- 1	AWAY	1- 2	2- 1	2- 1				
0- 1	0- 0	0- 1	NEUTRAL	0- 0	0- 0	0- 0				
9- 2	0- 0	0- 0	NON-CONFERENCE	0- 0	1- 0	8- 2				
6- 1	0- 0	0- 0	HOME	0- 0	0- 0	6- 1				
3- 1	0- 0	0- 0	AWAY	0- 0	1- 0	2- 1				
0- 0	0- 0	0- 0	NEUTRAL	0- 0	0- 0	0- 0				
5- 14	0- 7	1- 3	CONFERENCE	2- 3	2- 1	0- 0				
3- 6	0- 4	1- 1	HOME	1- 1	1- 0	0- 0				
2- 7	0- 3	0- 1	AWAY	1- 2	1- 1	0- 0				
0- 1	0- 0	0- 1	NEUTRAL	0- 0	0- 0	0- 0				

RPI	S	Opponent	Score	RPI	S	Opponent	Score	RPI	S	Opponent	Score	RPI	S	Opponent	Score	Team's RPI: 133
4	H	Oregon St.	57 65	33	A	Arizona St.	54 67	52	A	California	60 71	103	A	Washington St.	70 62	
8	A	Stanford	46 73	33	H	Arizona St.	62 58	52	H	California	64 74	103	H	Washington St.	56 55	
8	H	Stanford	55 77	34	H	Oregon	65 79	77	A	Utah	81 70	106	A	Colorado	56 65	
9	A	UCLA	49 69	34	N	Oregon	63 70	90	A	Southern California	54 58	140	A	New Mexico St.	74 63	
9	H	UCLA	56 79					90	H	Southern California	67 62	185	A	Kansas	51 75	
10	A	Washington	55 91									186	H	Utah St.	61 57	
10	H	Washington	73 90									193	A	George Mason	81 70	
												196	H	North Texas	58 62	
												209	H	Grambling	73 46	
												217	H	San Diego	76 59	
												234	H	Portland St.	75 52	
												285	A	Southern Utah	77 65	
												304	H	Alcorn	74 59	
												337	H	Fla. Atlantic	77 67	
LAST 12 Division I GAMES:																
34	N	Oregon	63 70	10	A	Washington	55 91									
90	H	Southern California	67 62	4	H	Oregon St.	57 65									
9	H	UCLA	56 79	34	H	Oregon	65 79									
33	A	Arizona St.	54 67	9	A	UCLA	49 69									
33	H	Arizona St.	62 58	90	A	Southern California	54 58									
103	A	Washington St.	70 62	52	A	California	60 71									

Non-Div I Games:

Arizona

Loss, Non-Conf, S Site, H Home A Away N Neutral

Average RPI Win:	120	WON-LOST	WINNING	LAST 10	STRENGTH OF	OPP. STRENGTH	TEAM	ADJ.	CONF.	ADJ CONF.
Average RPI Loss:	28	RECORD	PCT. RANK	GAMES	SCHEDULE	OF SCHEDULE	RPI	RPI	RPI	RPI
DIV. I ONLY	19- 12	109	5- 5	23	5	33	33	1	1	
DIV. I NON-CONF.	9- 2	37	0- 0	87	57	32	32	1	1	
TOTALS	RPI 1-25	RPI 26-50	W-L RECORDS	RPI 51-100	RPI 101-150	RPI 150+				
19- 12	1- 9	1- 1	OVERALL	8- 1	4- 1	5- 0				
11- 4	0- 4	1- 0	HOME	3- 0	2- 0	5- 0				
6- 6	1- 3	0- 1	AWAY	3- 1	2- 1	0- 0				
2- 2	0- 2	0- 0	NEUTRAL	2- 0	0- 0	0- 0				
9- 2	1- 1	0- 1	NON-CONFERENCE	3- 0	0- 0	5- 0				
6- 0	0- 0	0- 0	HOME	1- 0	0- 0	5- 0				
2- 1	1- 0	0- 1	AWAY	1- 0	0- 0	0- 0				
1- 1	0- 1	0- 0	NEUTRAL	1- 0	0- 0	0- 0				
10- 10	0- 8	1- 0	CONFERENCE	5- 1	4- 1	0- 0				
5- 4	0- 4	1- 0	HOME	2- 0	2- 0	0- 0				
4- 5	0- 3	0- 0	AWAY	2- 1	2- 1	0- 0				
1- 1	0- 1	0- 0	NEUTRAL	1- 0	0- 0	0- 0				

RPI 1-25				RPI 26-50				RPI 51-100				RPI 101+			
RPI	S	Opponent	Score	RPI	S	Opponent	Score	RPI	S	Opponent	Score	RPI	S	Opponent	Score
4	H	Oregon St.	45 54	32	A	Marquette	63 75	52	A	California	54 45	103	A	Washington St.	61 58
8	A	Stanford	56 66	34	H	Oregon	68 63	52	H	California	72 62	103	H	Washington St.	68 49
8	H	Stanford	57 64					69	N	St. John's (NY)	54 41	106	A	Colorado	71 52
9	A	UCLA	60 69					77	A	Utah	66 44	133	A	Arizona	58 62
9	H	UCLA	52 55					77	N	Utah	72 54	133	H	Arizona	67 54
9	N	UCLA	68 77					82	A	Middle Tenn.	69 48	152	H	Oral Roberts	79 52
10	A	Washington	57 70					86	H	Florida	69 63	206	H	San Jose St.	82 37
10	H	Washington	54 65					90	A	Southern California	50 65	218	H	Boston U.	71 42
14	A	Kentucky	73 71					90	H	Southern California	69 62	314	H	Illinois St.	76 40
17	N	Maryland	42 83									319	H	Holy Cross	63 33
LAST 12 Division I GAMES:															
		9 N UCLA	68 77			10 A Washington	57 70								
		77 N Utah	72 54			103 A Washington St.	61 58								
		9 H UCLA	52 55			34 H Oregon	68 63								
		90 H Southern California	69 62			4 H Oregon St.	45 54								
		133 H Arizona	67 54			90 A Southern California	50 65								
		133 A Arizona	58 62			9 A UCLA	60 69								

Non-Div I Games:

Arizona St.

Average RPI Win:	275	WON-LOST	WINNING	LAST 10	STRENGTH OF	OPP. STRENGTH	TEAM	ADJ.	CONF.	ADJ CONF.
Average RPI Loss:	210	RECORD	PCT. RANK	GAMES	SCHEDULE	OF SCHEDULE	RPI	RPI	RPI	RPI
DIV. I ONLY	10- 17	245	6- 4	304	333	284	284	30	30	
DIV. I NON-CONF.	1- 8	314	0- 0	103	208	281	281	30	30	
TOTALS	RPI 1-25	RPI 26-50	W-L RECORDS	RPI 51-100	RPI 101-150	RPI 150+				
10- 17	0- 1	0- 1	OVERALL	0- 0	0- 1	10- 14				
5- 5	0- 0	0- 0	HOME	0- 0	0- 0	5- 5				
4- 11	0- 1	0- 1	AWAY	0- 0	0- 1	4- 8				
1- 1	0- 0	0- 0	NEUTRAL	0- 0	0- 0	1- 1				
1- 8	0- 1	0- 1	NON-CONFERENCE	0- 0	0- 1	1- 5				
0- 1	0- 0	0- 0	HOME	0- 0	0- 0	0- 1				
0- 6	0- 1	0- 1	AWAY	0- 0	0- 1	0- 3				
1- 1	0- 0	0- 0	NEUTRAL	0- 0	0- 0	1- 1				
9- 9	0- 0	0- 0	CONFERENCE	0- 0	0- 0	9- 9				
5- 4	0- 0	0- 0	HOME	0- 0	0- 0	5- 4				
4- 5	0- 0	0- 0	AWAY	0- 0	0- 0	4- 5				
0- 0	0- 0	0- 0	NEUTRAL	0- 0	0- 0	0- 0				

RPI 1-25				RPI 26-50				RPI 51-100				RPI 101+ Team's RPI: 284			
RPI	S	Opponent	Score	RPI	S	Opponent	Score	RPI	S	Opponent	Score	RPI	S	Opponent	Score
4	A	Oregon St.	40 73	31	A	South Dakota St.	45 103					115	A	Ball St.	60 88
												181	A	Cincinnati	42 72
												187	N	Campbell	31 51
												191	A	Texas Southern	71 60
												191	H	Texas Southern	49 45
												200	A	Xavier	41 62
												205	A	Illinois	58 70
												209	A	Grambling	54 56
												209	H	Grambling	58 68
												211	A	Alabama St.	52 51
												211	H	Alabama St.	62 74
												227	A	Southern U.	50 67
												227	H	Southern U.	63 59
												262	H	Austin Peay	55 69
												269	A	Prairie View	57 62
												269	H	Prairie View	64 47
												304	A	Alcorn	48 70
												304	H	Alcorn	61 56
												309	A	Mississippi Val.	54 57
												309	H	Mississippi Val.	63 73
												328	N	Morgan St.	53 44
												333	A	Jackson St.	78 71
												333	H	Jackson St.	56 80
												349	A	Alabama A&M	65 55
												349	H	Alabama A&M	61 57
LAST 12 Division I GAMES:															
				309	A	Mississippi Val.	54 57					227	H	Southern U.	63 59
				333	H	Jackson St.	56 80					349	A	Alabama A&M	65 55
				209	H	Grambling	58 68					211	A	Alabama St.	52 51
				269	A	Prairie View	57 62					333	A	Jackson St.	78 71
				191	A	Texas Southern	71 60					209	A	Grambling	54 56
				304	H	Alcorn	61 56					269	H	Prairie View	64 47

Non-Div I Games: Philander Smith 88 65 Tougaloo 71 60

Ark.-Pine Bluff

■ Loss, 
 ■ Non-Conf, 
 ■ S Site, 
 ■ Home 
 ■ A Away 
 N Neutral

## Arkansas

Through Games Of March 4, 2017

Average RPI Win:	192	WON-LOST	WINNING	LAST 10	STRENGTH OF	OPP. STRENGTH	TEAM	ADJ.	CONF.	ADJ CONF.
Average RPI Loss:	60	RECORD	PCT. RANK	GAMES	SCHEDULE	OF SCHEDULE	RPI	RPI	RPI	RPI
DIV. I ONLY	13- 17	211	0- 10	96	45	168	168	2	2	
DIV. I NON-CONF.	11- 2	23	0- 0	289	192	96	96	2	2	
TOTALS	RPI 1-25	RPI 26-50	W-L RECORDS	RPI 51-100	RPI 101-150	RPI 150+				
13- 17	0- 7	0- 3	OVERALL	2- 3	5- 2	6- 2				
9- 8	0- 4	0- 2	HOME	2- 1	2- 0	5- 1				
2- 8	0- 3	0- 1	AWAY	0- 1	2- 2	0- 1				
2- 1	0- 0	0- 0	NEUTRAL	0- 1	1- 0	1- 0				
11- 2	0- 0	0- 0	NON-CONFERENCE	2- 0	3- 0	6- 2				
8- 1	0- 0	0- 0	HOME	2- 0	1- 0	5- 1				
1- 1	0- 0	0- 0	AWAY	0- 0	1- 0	0- 1				
2- 0	0- 0	0- 0	NEUTRAL	0- 0	1- 0	1- 0				
2- 15	0- 7	0- 3	CONFERENCE	0- 3	2- 2	0- 0				
1- 7	0- 4	0- 2	HOME	0- 1	1- 0	0- 0				
1- 7	0- 3	0- 1	AWAY	0- 1	1- 2	0- 0				
0- 1	0- 0	0- 0	NEUTRAL	0- 1	0- 0	0- 0				

RPI S	Opponent	Score	RPI S	Opponent	Score	RPI S	Opponent	Score	RPI S	Opponent	Score	Team's RPI: 168
3	H South Carolina	49 79	35	A LSU	46 53	63	H South Dakota	70 67	101	H Stetson	79 62	
5	H Mississippi St.	51 59	35	H LSU	52 53	85	H Georgia	66 69	110	A Vanderbilt	64 66	
14	H Kentucky	62 69	46	H Auburn	64 70	86	A Florida	53 57	110	H Vanderbilt	59 56	
22	A Tennessee	46 59				86	N Florida	61 71	116	A Ole Miss	64 73	
23	A Texas A&M	65 90				97	H Texas Tech	66 60	128	N Navy	70 67	
24	A Missouri	56 67							130	A Alabama	68 50	
24	H Missouri	46 60							141	A Tulsa	57 50	
									151	A Missouri St.	62 64	
									152	H Oral Roberts	60 70	
									160	N Memphis	91 61	
									260	H Butler	68 50	
									293	H Northwestern St.	65 36	
									330	H La.-Monroe	92 46	
									338	H Houston Baptist	101 40	
									339	H Sam Houston St.	71 39	
LAST 12 Division I GAMES:												
86	N Florida	61 71	86	A Florida	53 57							
46	H Auburn	64 70	3	H South Carolina	49 79							
110	A Vanderbilt	64 66	85	H Georgia	66 69							
22	A Tennessee	46 59	35	A LSU	46 53							
14	H Kentucky	62 69	24	H Missouri	46 60							
24	A Missouri	56 67	110	H Vanderbilt	59 56							

Non-Div I Games:

Arkansas

■ Loss, 
■ Non-Conf, S Site, 
■ Home 
■ Away 
N Neutral

Average RPI Win:	250	WON-LOST	WINNING	LAST 10	STRENGTH OF	OPP. STRENGTH	TEAM	ADJ.	CONF.	ADJ CONF.
Average RPI Loss:	163	RECORD	PCT. RANK	GAMES	SCHEDULE	OF SCHEDULE	RPI	RPI	RPI	RPI
DIV. I ONLY	6- 24	319	2- 8	262	152	322	322	21	21	
DIV. I NON-CONF.	2- 10	305	0- 0	251	45	313	313	19	19	
TOTALS	RPI 1-25	RPI 26-50	W-L RECORDS	RPI 51-100	RPI 101-150	RPI 150+				
6- 24	0- 0	0- 3	OVERALL	0- 5	1- 4	5- 12				
5- 7	0- 0	0- 2	HOME	0- 1	1- 2	4- 2				
0- 15	0- 0	0- 1	AWAY	0- 3	0- 2	0- 9				
1- 2	0- 0	0- 0	NEUTRAL	0- 1	0- 0	1- 1				
2- 10	0- 0	0- 1	NON-CONFERENCE	0- 4	1- 0	1- 5				
1- 2	0- 0	0- 1	HOME	0- 1	1- 0	0- 0				
0- 6	0- 0	0- 0	AWAY	0- 2	0- 0	0- 4				
1- 2	0- 0	0- 0	NEUTRAL	0- 1	0- 0	1- 1				
4- 14	0- 0	0- 2	CONFERENCE	0- 1	0- 4	4- 7				
4- 5	0- 0	0- 1	HOME	0- 0	0- 2	4- 2				
0- 9	0- 0	0- 1	AWAY	0- 1	0- 2	0- 5				
0- 0	0- 0	0- 0	NEUTRAL	0- 0	0- 0	0- 0				

RPI 1-25			RPI 26-50			RPI 51-100			RPI 101+			Team's RPI: 322			
RPI	S	Opponent	Score	RPI	S	Opponent	Score	RPI	S	Opponent	Score				
				30	H	South Fla.	59 78	52	N	California	55 80	125	A	Troy	77 90
				45	A	Little Rock	59 73	55	A	Iowa St.	53 105	125	H	Troy	75 83
				45	H	Little Rock	35 60	76	A	Oklahoma St.	34 76	141	H	Tulsa	83 80
								83	A	UT Arlington	58 69	150	A	Louisiana	60 72
								86	H	Florida	60 71	150	H	Louisiana	72 80
												164	A	Texas St.	43 63
												184	A	Wichita St.	51 69
												220	A	UT Martin	63 68
												225	A	Appalachian St.	50 76
												225	H	Appalachian St.	72 81
												232	H	Ga. Southern	76 84
												245	A	Coastal Caro.	55 57
												245	H	Coastal Caro.	60 52
												252	A	South Ala.	49 71
												252	H	South Ala.	56 53
												254	A	Tennessee St.	66 76
												255	H	Georgia St.	59 57
												262	A	Austin Peay	55 62
												274	N	Kennesaw St.	70 67
												294	N	Northern Ky.	78 83
												330	A	La.-Monroe	51 59
												330	H	La.-Monroe	71 56
LAST 12 Division I GAMES:															
				252	A	South Ala.	49 71	164	A	Texas St.	43 63				
				125	A	Troy	77 90	225	H	Appalachian St.	72 81				
				232	H	Ga. Southern	76 84	245	H	Coastal Caro.	60 52				
				255	H	Georgia St.	59 57	330	A	La.-Monroe	51 59				
				45	H	Little Rock	35 60	150	A	Louisiana	60 72				
				83	A	UT Arlington	58 69	125	H	Troy	75 83				

Non-Div I Games:

Arkansas St.

■ Loss, 
■ Non-Conf, 
■ S Site, 
■ H Home 
■ A Away 
N Neutral



Average RPI Win: 271				Through Games of March 17, 2017						
Average RPI Loss: 135		WON-LOST RECORD	WINNING PCT. RANK	LAST 10 GAMES	STRENGTH OF SCHEDULE	OPP. STRENGTH OF SCHEDULE	TEAM RPI	ADJ. RPI	CONF. RPI	ADJ CONF. RPI
DIV. I ONLY		20- 8	61	7- 3	324	264	156	156	23	23
DIV. I NON-CONF.		8- 2	49	0- 0	340	271	146	146	25	25
TOTALS	RPI 1-25		RPI 26-50		W-L RECORDS	RPI 51-100	RPI 101-150		RPI 150+	
20- 8	0- 0		0- 0		OVERALL	0- 3	2- 3		18- 2	
11- 3	0- 0		0- 0		HOME	0- 1	1- 1		10- 1	
9- 5	0- 0		0- 0		AWAY	0- 2	1- 2		8- 1	
0- 0	0- 0		0- 0		NEUTRAL	0- 0	0- 0		0- 0	
8- 2	0- 0		0- 0		NON-CONFERENCE	0- 1	2- 1		6- 0	
5- 0	0- 0		0- 0		HOME	0- 0	1- 0		4- 0	
3- 2	0- 0		0- 0		AWAY	0- 1	1- 1		2- 0	
0- 0	0- 0		0- 0		NEUTRAL	0- 0	0- 0		0- 0	
12- 6	0- 0		0- 0		CONFERENCE	0- 2	0- 2		12- 2	
6- 3	0- 0		0- 0		HOME	0- 1	0- 1		6- 1	
6- 3	0- 0		0- 0		AWAY	0- 1	0- 1		6- 1	
0- 0	0- 0		0- 0		NEUTRAL	0- 0	0- 0		0- 0	

RPI 1-25				RPI 26-50				RPI 51-100				RPI 101+			
RPI	S	Opponent	Score	RPI	S	Opponent	Score	RPI	S	Opponent	Score	RPI	S	Opponent	Score
								70	A	Minnesota	52 70	124	A	Albany (NY)	59 65
								71	A	Bucknell	62 68	128	A	Navy	62 67
								71	H	Bucknell	56 60	128	H	Navy	58 63
												134	H	Yale	59 55
												135	A	Delaware	61 47
												190	A	American	68 57
												190	H	American	53 51
												215	A	Dartmouth	68 60
												218	A	Boston U.	64 52
												218	H	Boston U.	62 66
												271	A	Loyola Maryland	62 71
												271	H	Loyola Maryland	67 48
												275	A	Colgate	76 69
												275	H	Colgate	57 47
												302	A	Lafayette	63 55
												302	H	Lafayette	76 73
												305	A	Lehigh	75 71
												305	H	Lehigh	70 52
												319	A	Holy Cross	67 59
												319	H	Holy Cross	60 41
												321	H	Air Force	75 47
												324	H	St. Francis Brooklyn	69 46
												336	A	LIU Brooklyn	68 47
												340	H	Fairleigh Dickinson	86 58
												342	H	Wagner	85 40
LAST 12 Division I GAMES:															
				218	H	Boston U.	62 66					275	H	Colgate	57 47
				305	H	Lehigh	70 52					271	H	Loyola Maryland	67 48
				218	A	Boston U.	64 52					302	A	Lafayette	63 55
				128	A	Navy	62 67					71	A	Bucknell	62 68
				319	H	Holy Cross	60 41					128	H	Navy	58 63
				190	A	American	68 57					319	A	Holy Cross	67 59

Non-Div I Games:	Mercy	90	48
------------------	-------	----	----

Army West Point

■ Loss, ■ Non-Conf, S Site, H Home A Away N Neutral

Average RPI Win:	131	WON-LOST	WINNING	LAST 10	STRENGTH OF	OPP. STRENGTH	TEAM	ADJ.	CONF.	ADJ CONF.
Average RPI Loss:	53	RECORD	PCT. RANK	GAMES	SCHEDULE	OF SCHEDULE	RPI	RPI	RPI	RPI
DIV. I ONLY	17- 14	148	3- 7	15	47	46	46	2	2	
DIV. I NON-CONF.	10- 4	80	0- 0	37	113	38	38	2	2	
TOTALS	RPI 1-25	RPI 26-50	W-L RECORDS	RPI 51-100	RPI 101-150	RPI 150+				
17- 14	1- 7	3- 0	OVERALL	2- 4	6- 3	5- 0				
7- 6	1- 3	2- 0	HOME	1- 1	2- 2	1- 0				
7- 6	0- 4	0- 0	AWAY	1- 1	3- 1	3- 0				
3- 2	0- 0	1- 0	NEUTRAL	0- 2	1- 0	1- 0				
10- 4	0- 1	2- 0	NON-CONFERENCE	1- 2	3- 1	4- 0				
4- 1	0- 0	1- 0	HOME	1- 0	1- 1	1- 0				
3- 2	0- 1	0- 0	AWAY	0- 1	1- 0	2- 0				
3- 1	0- 0	1- 0	NEUTRAL	0- 1	1- 0	1- 0				
7- 10	1- 6	1- 0	CONFERENCE	1- 2	3- 2	1- 0				
3- 5	1- 3	1- 0	HOME	0- 1	1- 1	0- 0				
4- 4	0- 3	0- 0	AWAY	1- 0	2- 1	1- 0				
0- 1	0- 0	0- 0	NEUTRAL	0- 1	0- 0	0- 0				

RPI	S	Opponent	Score	RPI	S	Opponent	Score	Team's RPI: 46	RPI	S	Opponent	Score	RPI	S	Opponent	Score
3	A	South Carolina	41 60	26	N	Drake	85 80		53	N	West Virginia	52 56	104	H	Virginia Tech	87 92
3	H	South Carolina	47 73	35	H	LSU	54 49		73	A	Tulane	59 61	110	A	Vanderbilt	64 59
5	H	Mississippi St.	47 77	48	H	Indiana	71 67		85	H	Georgia	51 57	115	N	Ball St.	54 40
14	H	Kentucky	60 64						85	N	Georgia	52 56	116	A	Ole Miss	59 63
21	A	Kansas St.	66 71						86	A	Florida	82 75	116	H	Ole Miss	83 60
22	H	Tennessee	79 61						98	H	Jacksonville	53 41	125	H	Troy	61 52
23	A	Texas A&M	61 66										130	A	Alabama	66 55
24	A	Missouri	53 68										130	H	Alabama	61 63
													145	A	Louisiana Tech	76 66
													166	A	East Carolina	61 52
													168	A	Arkansas	70 64
													230	N	Marist	52 51
													296	A	N.C. A&T	68 36
													303	H	Savannah St.	75 46
LAST 12 Division I GAMES:																
85	N	Georgia	52 56	3	A	South Carolina	41 60									
168	A	Arkansas	70 64	23	A	Texas A&M	61 66									
35	H	LSU	54 49	5	H	Mississippi St.	47 77									
130	H	Alabama	61 63	130	A	Alabama	66 55									
116	A	Ole Miss	59 63	24	A	Missouri	53 68									
85	H	Georgia	51 57	14	H	Kentucky	60 64									

Non-Div I Games:

Auburn

■ Loss, 
 ■ Non-Conf, 
 ■ S Site, 
 ■ Home 
 ■ A Away 
 N Neutral

Average RPI Win:	262	WON-LOST	WINNING	LAST 10	STRENGTH OF	OPP. STRENGTH	TEAM	ADJ.	CONF.	ADJ CONF.
Average RPI Loss:	190	RECORD	PCT. RANK	GAMES	SCHEDULE	OF SCHEDULE	RPI	RPI	RPI	RPI
DIV. I ONLY	12- 16	216	4- 6	292	273	262	262	26	26	
DIV. I NON-CONF.	4- 7	224	0- 0	228	252	259	259	26	26	
TOTALS	RPI 1-25	RPI 26-50	W-L RECORDS	RPI 51-100	RPI 101-150	RPI 150+				
12- 16	0- 0	0- 1	OVERALL	0- 2	0- 2	12- 11				
8- 5	0- 0	0- 1	HOME	0- 1	0- 0	8- 3				
4- 9	0- 0	0- 0	AWAY	0- 1	0- 2	4- 6				
0- 2	0- 0	0- 0	NEUTRAL	0- 0	0- 0	0- 2				
4- 7	0- 0	0- 1	NON-CONFERENCE	0- 1	0- 2	4- 3				
3- 2	0- 0	0- 1	HOME	0- 0	0- 0	3- 1				
1- 4	0- 0	0- 0	AWAY	0- 1	0- 2	1- 1				
0- 1	0- 0	0- 0	NEUTRAL	0- 0	0- 0	0- 1				
8- 9	0- 0	0- 0	CONFERENCE	0- 1	0- 0	8- 8				
5- 3	0- 0	0- 0	HOME	0- 1	0- 0	5- 2				
3- 5	0- 0	0- 0	AWAY	0- 0	0- 0	3- 5				
0- 1	0- 0	0- 0	NEUTRAL	0- 0	0- 0	0- 1				

RPI S	Opponent	Score	RPI S	Opponent	Score	RPI S	Opponent	Score	RPI S	Opponent	Score	Team's RPI: 262
39	H Western Ky.	65 85	60	H Belmont	71 80	102	A UCF	43 61				
			82	A Middle Tenn.	51 82	116	A Ole Miss	38 66				
						182	H Morehead St.	71 81				
						203	H ETSU	77 74				
						207	A SIUE	69 76				
						207	H SIUE	85 62				
						220	A UT Martin	80 83				
						220	H UT Martin	85 60				
						220	N UT Martin	43 59				
						240	A Evansville	54 68				
						242	H Miami (OH)	58 73				
						248	N St. Bonaventure	57 58				
						251	A Jacksonville St.	45 65				
						254	H Tennessee St.	79 63				
						264	A Murray St.	62 67				
						264	H Murray St.	75 63				
						268	A Southeast Mo. St.	74 64				
						268	H Southeast Mo. St.	84 74				
						270	A Eastern Ky.	71 80				
						274	H Kennesaw St.	68 49				
						282	A Tennessee Tech	87 84				
						284	A Ark.-Pine Bluff	69 55				
						300	A Eastern Ill.	69 59				
						300	H Eastern Ill.	73 78				
						322	H Arkansas St.	62 55				
LAST 12 Division I GAMES:												
220	N	UT Martin	43	59	254	H	Tennessee St.	79	63			
268	A	Southeast Mo. St.	74	64	270	A	Eastern Ky.	71	80			
220	H	UT Martin	85	60	268	H	Southeast Mo. St.	84	74			
300	H	Eastern Ill.	73	78	220	A	UT Martin	80	83			
207	A	SIUE	69	76	264	H	Murray St.	75	63			
264	A	Murray St.	62	67	300	A	Eastern Ill.	69	59			

Non-Div I Games: Trevecca Nazarene 69 51 Christian Bros. 76 57

Austin Peay

■ Loss, 
 ■ Non-Conf, S Site, 
 ■ Home 
 ■ Away 
 N Neutral

Average RPI Win:	206	WON-LOST	WINNING	LAST 10	STRENGTH OF	OPP. STRENGTH	TEAM	ADJ.	CONF.	ADJ CONF.
Average RPI Loss:	89	RECORD	PCT. RANK	GAMES	SCHEDULE	OF SCHEDULE	RPI	RPI	RPI	RPI
DIV. I ONLY	20- 10	85	7- 3	132	105	81	81	15	15	
DIV. I NON-CONF.	6- 5	148	0- 0	66	11	80	80	13	13	
TOTALS	RPI 1-25	RPI 26-50	W-L RECORDS	RPI 51-100	RPI 101-150	RPI 150+				
20- 10	0- 3	0- 0	OVERALL	2- 3	4- 2	14- 2				
10- 2	0- 2	0- 0	HOME	1- 0	2- 0	7- 0				
6- 7	0- 0	0- 0	AWAY	0- 3	0- 2	6- 2				
4- 1	0- 1	0- 0	NEUTRAL	1- 0	2- 0	1- 0				
6- 5	0- 3	0- 0	NON-CONFERENCE	1- 2	2- 0	3- 0				
1- 2	0- 2	0- 0	HOME	0- 0	0- 0	1- 0				
2- 2	0- 0	0- 0	AWAY	0- 2	0- 0	2- 0				
3- 1	0- 1	0- 0	NEUTRAL	1- 0	2- 0	0- 0				
14- 5	0- 0	0- 0	CONFERENCE	1- 1	2- 2	11- 2				
9- 0	0- 0	0- 0	HOME	1- 0	2- 0	6- 0				
4- 5	0- 0	0- 0	AWAY	0- 1	0- 2	4- 2				
1- 0	0- 0	0- 0	NEUTRAL	0- 0	0- 0	1- 0				

RPI 1-25				RPI 26-50				RPI 51-100				Team's RPI: 81		RPI 101+			
RPI	S	Opponent	Score	RPI	S	Opponent	Score	RPI	S	Opponent	Score			RPI	S	Opponent	Score
4	N	Oregon St.	56 65					75	A	Gonzaga	52 87			108	N	Saint Joseph's	71 56
10	H	Washington	70 82					75	H	Gonzaga	71 63			117	A	St. Mary's (CA)	58 64
20	H	Oklahoma	61 68					77	A	Utah	60 77			117	H	St. Mary's (CA)	70 65
								85	A	Georgia	51 81			138	A	San Francisco	63 70
								92	N	UNLV	63 54			138	H	San Francisco	73 61
														141	N	Tulsa	71 56
														161	A	Santa Clara	63 64
														161	H	Santa Clara	72 66
														186	A	Utah St.	60 40
														202	A	Loyola Marymount	74 77
														202	H	Loyola Marymount	76 59
														217	A	San Diego	65 47
														217	H	San Diego	81 63
														217	N	San Diego	75 66
														244	A	Pacific	68 55
														244	H	Pacific	68 50
														249	H	Weber St.	73 64
														276	A	Portland	77 38
														276	H	Portland	73 60
														310	A	Pepperdine	73 47
														310	H	Pepperdine	88 49
														335	A	Utah Valley	68 50
LAST 12 Division I GAMES:																	
217	N	San Diego	75 66	310	H	Pepperdine	88 49										
75	H	Gonzaga	71 63	276	A	Portland	77 38										
276	H	Portland	73 60	75	A	Gonzaga	52 87										
117	A	St. Mary's (CA)	58 64	202	A	Loyola Marymount	74 77										
217	A	San Diego	65 47	161	H	Santa Clara	72 66										
138	H	San Francisco	73 61	244	H	Pacific	68 50										

Non-Div I Games:

BYU

■ Loss, 
 ■ Non-Conf, 
 ■ S Site, 
 ■ H Home 
 ■ A Away 
 N Neutral

Average RPI Win:	205	WON-LOST	WINNING	LAST 10	STRENGTH OF	OPP. STRENGTH	TEAM	ADJ.	CONF.	ADJ CONF.
Average RPI Loss:	94	RECORD	PCT. RANK	GAMES	SCHEDULE	OF SCHEDULE	RPI	RPI	RPI	RPI
DIV. I ONLY	20- 9	71	7- 3	197	104	115	115	10	10	
DIV. I NON-CONF.	6- 5	148	0- 0	319	123	230	230	11	11	
TOTALS	RPI 1-25	RPI 26-50	W-L RECORDS	RPI 51-100	RPI 101-150	RPI 150+				
20- 9	0- 0	1- 3	OVERALL	4- 4	1- 0	14- 2				
9- 5	0- 0	1- 0	HOME	1- 4	0- 0	7- 1				
10- 2	0- 0	0- 2	AWAY	3- 0	1- 0	6- 0				
1- 2	0- 0	0- 1	NEUTRAL	0- 0	0- 0	1- 1				
6- 5	0- 0	0- 2	NON-CONFERENCE	0- 1	1- 0	5- 2				
3- 2	0- 0	0- 0	HOME	0- 1	0- 0	3- 1				
2- 1	0- 0	0- 1	AWAY	0- 0	1- 0	1- 0				
1- 2	0- 0	0- 1	NEUTRAL	0- 0	0- 0	1- 1				
14- 4	0- 0	1- 1	CONFERENCE	4- 3	0- 0	9- 0				
6- 3	0- 0	1- 0	HOME	1- 3	0- 0	4- 0				
8- 1	0- 0	0- 1	AWAY	3- 0	0- 0	5- 0				
0- 0	0- 0	0- 0	NEUTRAL	0- 0	0- 0	0- 0				

RPI S	Opponent	Score	RPI S	Opponent	Score	RPI S	Opponent	Score	RPI S	Opponent	Score	Team's RPI: 115
38	A Central Mich.	92 101	38	H Central Mich.	81 73	56	H Purdue	42 58	146	A Oakland	66 59	
39	A Western Ky.	61 68	39	A Western Ky.	61 68	57	H Ohio	68 72	166	N East Carolina	69 82	
46	N Auburn	40 54	46	N Auburn	40 54	59	A Toledo	51 45	172	A Western Mich.	83 72	
						59	H Toledo	66 76	172	H Western Mich.	61 56	
						91	A Northern Ill.	92 84	239	A Akron	90 63	
						91	H Northern Ill.	96 101	239	H Akron	80 70	
						93	H Kent St.	71 47	240	H Evansville	84 49	
						94	A Buffalo	89 75	242	A Miami (OH)	81 60	
									258	A Bowling Green	75 53	
									258	H Bowling Green	91 70	
									260	A Butler	74 50	
									283	A Eastern Mich.	64 54	
									283	H Eastern Mich.	78 49	
									284	H Ark.-Pine Bluff	88 60	
									296	N N.C. A&T	76 57	
									297	H Lipscomb	74 78	
									344	H Chicago St.	88 53	
LAST 12 Division I GAMES:												
59	H Toledo	66 76	258	H Bowling Green	91 70							
283	A Eastern Mich.	64 54	242	A Miami (OH)	81 60							
38	H Central Mich.	81 73	239	A Akron	90 63							
172	A Western Mich.	83 72	91	H Northern Ill.	96 101							
91	A Northern Ill.	92 84	94	A Buffalo	89 75							
57	H Ohio	68 72	258	A Bowling Green	75 53							

Non-Div I Games: Urbana

93 49

Ball St.

■ Loss, 
 ■ Non-Conf, 
 ■ S Site, 
 ■ Home 
 ■ A Away 
 N Neutral

Average RPI Win: <b>110</b>	WON-LOST	WINNING	LAST 10	STRENGTH OF	OPP. STRENGTH	TEAM	ADJ.	CONF.	ADJ CONF.
Average RPI Loss: <b>7</b>	RECORD	PCT. RANK	GAMES	SCHEDULE	OF SCHEDULE	RPI	RPI	RPI	RPI
DIV. I ONLY	<b>29- 2</b>	<b>2</b>	<b>9- 1</b>	<b>39</b>	<b>9</b>	<b>6</b>	<b>6</b>	<b>4</b>	<b>4</b>
DIV. I NON-CONF.	<b>11- 1</b>	<b>12</b>	<b>0- 0</b>	<b>76</b>	<b>37</b>	<b>7</b>	<b>7</b>	<b>3</b>	<b>3</b>
TOTALS	RPI 1-25	RPI 26-50	W-L RECORDS	RPI 51-100	RPI 101-150	RPI 150+			
29- 2	9- 2	0- 0	OVERALL	10- 0	1- 0	9- 0			
15- 1	3- 1	0- 0	HOME	4- 0	1- 0	7- 0			
10- 1	4- 1	0- 0	AWAY	4- 0	0- 0	2- 0			
4- 0	2- 0	0- 0	NEUTRAL	2- 0	0- 0	0- 0			
11- 1	4- 1	0- 0	NON-CONFERENCE	1- 0	1- 0	5- 0			
7- 0	1- 0	0- 0	HOME	0- 0	1- 0	5- 0			
1- 1	1- 1	0- 0	AWAY	0- 0	0- 0	0- 0			
3- 0	2- 0	0- 0	NEUTRAL	1- 0	0- 0	0- 0			
18- 1	5- 1	0- 0	CONFERENCE	9- 0	0- 0	4- 0			
8- 1	2- 1	0- 0	HOME	4- 0	0- 0	2- 0			
9- 0	3- 0	0- 0	AWAY	4- 0	0- 0	2- 0			
1- 0	0- 0	0- 0	NEUTRAL	1- 0	0- 0	0- 0			

RPI 1-25				Team's RPI: 6		RPI 26-50				RPI 51-100				RPI 101+			
RPI	S	Opponent	Score	RPI	S	Opponent	Score	RPI	S	Opponent	Score	RPI	S	Opponent	Score		
1	A	UConn	61 72					53	A	West Virginia	91 56	107	H	Abilene Christian	79 34		
9	H	UCLA	84 70					53	H	West Virginia	79 73	162	A	TCU	91 73		
12	A	Texas	70 67					55	A	Iowa St.	83 52	162	H	TCU	77 54		
12	H	Texas	79 85					55	H	Iowa St.	68 42	164	H	Texas St.	90 24		
16	N	DePaul	104 72					76	A	Oklahoma St.	86 50	185	A	Kansas	92 43		
20	A	Oklahoma	103 64					76	H	Oklahoma St.	89 67	185	H	Kansas	90 43		
20	H	Oklahoma	92 58					93	N	Kent St.	84 42	309	H	Mississippi Val.	101 36		
21	A	Kansas St.	91 49					97	A	Texas Tech	79 61	329	H	Southeastern La.	109 38		
21	H	Kansas St.	87 57					97	H	Texas Tech	86 48	338	H	Houston Baptist	118 43		
22	A	Tennessee	88 66					97	N	Texas Tech	95 63	341	H	Winthrop	140 32		
25	N	Ohio St.	85 68														
LAST 12 Division I GAMES:																	
				97	N	Texas Tech	95 63	12	H	Texas	79 85						
				20	A	Oklahoma	103 64	97	A	Texas Tech	79 61						
				97	H	Texas Tech	86 48	55	A	Iowa St.	83 52						
				12	A	Texas	70 67	20	H	Oklahoma	92 58						
				76	H	Oklahoma St.	89 67	21	A	Kansas St.	91 49						
				162	A	TCU	91 73	53	H	West Virginia	79 73						

Non-Div I Games:

Baylor

■ Loss, 
■ Non-Conf, S Site, 
■ Home 
■ Away 
N Neutral

Belmont

Through Games Of March 4, 2017

Average RPI Win:	241	WON-LOST	WINNING	LAST 10	STRENGTH OF	OPP. STRENGTH	TEAM	ADJ.	CONF.	ADJ CONF.
Average RPI Loss:	82	RECORD	PCT. RANK	GAMES	SCHEDULE	OF SCHEDULE	RPI	RPI	RPI	RPI
DIV. I ONLY	26- 5	13	10- 0	237	228	60	60	26	26	
DIV. I NON-CONF.	7- 5	137	0- 0	161	76	92	92	26	26	
TOTALS	RPI 1-25	RPI 26-50	W-L RECORDS	RPI 51-100	RPI 101-150	RPI 150+				
26- 5	0- 1	0- 1	OVERALL	1- 1	0- 1	25- 1				
10- 1	0- 0	0- 1	HOME	1- 0	0- 0	9- 0				
13- 3	0- 1	0- 0	AWAY	0- 1	0- 1	13- 0				
3- 1	0- 0	0- 0	NEUTRAL	0- 0	0- 0	3- 1				
7- 5	0- 1	0- 1	NON-CONFERENCE	1- 1	0- 1	6- 1				
2- 1	0- 0	0- 1	HOME	1- 0	0- 0	1- 0				
5- 3	0- 1	0- 0	AWAY	0- 1	0- 1	5- 0				
0- 1	0- 0	0- 0	NEUTRAL	0- 0	0- 0	0- 1				
19- 0	0- 0	0- 0	CONFERENCE	0- 0	0- 0	19- 0				
8- 0	0- 0	0- 0	HOME	0- 0	0- 0	8- 0				
8- 0	0- 0	0- 0	AWAY	0- 0	0- 0	8- 0				
3- 0	0- 0	0- 0	NEUTRAL	0- 0	0- 0	3- 0				

RPI S	Opponent	Score	RPI S	Opponent	Score	RPI S	Opponent	Score	RPI S	Opponent	Score
11	A Louisville	50 73	28	H Green Bay	53 62	65	H IUPUI	78 72	125	A Troy	74 91
						70	A Minnesota	74 75	173	A UAB	72 58
									176	N Fresno St.	53 62
									182	A Morehead St.	91 59
									182	H Morehead St.	96 76
									202	A Loyola Marymount	79 72
									207	H SIUE	94 67
									220	H UT Martin	71 66
									220	N UT Martin	83 62
									228	A Samford	73 54
									231	A Presbyterian	83 58
									251	A Jacksonville St.	54 53
									251	H Jacksonville St.	61 52
									254	A Tennessee St.	70 60
									254	H Tennessee St.	87 71
									262	A Austin Peay	80 71
									264	A Murray St.	87 69
									268	H Southeast Mo. St.	89 77
									268	N Southeast Mo. St.	74 59
									270	A Eastern Ky.	73 67
									270	H Eastern Ky.	74 58
									270	N Eastern Ky.	94 64
									282	A Tennessee Tech	85 66
									282	H Tennessee Tech	89 75
									297	H Lipscomb	100 62
									300	A Eastern Ill.	77 58
LAST 12 Division I GAMES:											
			270	N Eastern Ky.	94 64		282	A Tennessee Tech	85 66		
			220	N UT Martin	83 62		251	H Jacksonville St.	61 52		
			268	N Southeast Mo. St.	74 59		264	A Murray St.	87 69		
			254	H Tennessee St.	87 71		207	H SIUE	94 67		
			182	H Morehead St.	96 76		254	A Tennessee St.	70 60		
			270	A Eastern Ky.	73 67		282	H Tennessee Tech	89 75		

Non-Div I Games: Trevecca Nazarene 87 56

Belmont

Loss, Non-Conf, S Site, H Home A Away N Neutral

RPI	S	Opponent	Score
313	A	Fort Wayne	85 59

B  
e  
l  
m  
o  
n  
t

B  
e  
l  
m  
o  
n  
t

Belmont



## Bethune-Cookman

Through Games Of March 4, 2017

Average RPI Win:	288	WON-LOST	WINNING	LAST 10	STRENGTH OF	OPP. STRENGTH	TEAM	ADJ.	CONF.	ADJ CONF.
Average RPI Loss:	195	RECORD	PCT. RANK	GAMES	SCHEDULE	OF SCHEDULE	RPI	RPI	RPI	RPI
DIV. I ONLY	17- 9	100	10- 0	329	341	177	177	32	32	
DIV. I NON-CONF.	2- 8	288	0- 0	225	294	303	303	31	31	
TOTALS	RPI 1-25	RPI 26-50	W-L RECORDS	RPI 51-100	RPI 101-150	RPI 150+				
17- 9	0- 0	0- 0	OVERALL	0- 1	0- 3	17- 5				
8- 1	0- 0	0- 0	HOME	0- 0	0- 0	8- 1				
8- 7	0- 0	0- 0	AWAY	0- 1	0- 3	8- 3				
1- 1	0- 0	0- 0	NEUTRAL	0- 0	0- 0	1- 1				
2- 8	0- 0	0- 0	NON-CONFERENCE	0- 1	0- 3	2- 4				
1- 0	0- 0	0- 0	HOME	0- 0	0- 0	1- 0				
0- 7	0- 0	0- 0	AWAY	0- 1	0- 3	0- 3				
1- 1	0- 0	0- 0	NEUTRAL	0- 0	0- 0	1- 1				
15- 1	0- 0	0- 0	CONFERENCE	0- 0	0- 0	15- 1				
7- 1	0- 0	0- 0	HOME	0- 0	0- 0	7- 1				
8- 0	0- 0	0- 0	AWAY	0- 0	0- 0	8- 0				
0- 0	0- 0	0- 0	NEUTRAL	0- 0	0- 0	0- 0				

RPI 1-25			RPI 26-50			RPI 51-100			RPI 101+			Team's RPI: 177
RPI	S	Opponent	Score	RPI	S	Opponent	Score	RPI	S	Opponent	Score	
						98 A Jacksonville	63 69			101 A Stetson	60 63	
										102 A UCF	43 70	
										111 A Clemson	38 59	
										171 H Hampton	66 56	
										207 N SIUE	83 78	
										216 H Howard	75 54	
										227 A Southern U.	59 61	
										254 N Tennessee St.	60 69	
										267 A UMES	61 33	
										267 H UMES	56 59	
										269 A Prairie View	64 66	
										272 A Norfolk St.	68 58	
										272 H Norfolk St.	53 44	
										286 A Coppin St.	76 56	
										286 H Coppin St.	71 52	
										295 H North Florida	52 50	
										296 A N.C. A&T	65 60	
										303 A Savannah St.	38 31	
										328 H Morgan St.	50 48	
										329 A Southeastern La.	63 75	
										331 A Florida A&M	64 41	
										331 H Florida A&M	66 53	
										334 A N.C. Central	62 52	
										347 H Delaware St.	72 58	
										348 A South Carolina St.	64 34	
LAST 12 Division I GAMES:												
						331 H Florida A&M	66 53			286 A Coppin St.	76 56	
						296 A N.C. A&T	65 60			216 H Howard	75 54	
						334 A N.C. Central	62 52			347 H Delaware St.	72 58	
						272 H Norfolk St.	53 44			272 A Norfolk St.	68 58	
						171 H Hampton	66 56			267 H UMES	56 59	
						267 A UMES	61 33			331 A Florida A&M	64 41	

Non-Div I Games: Edward Waters 55 45 Flagler 76 53

Bethune-Cookman

Loss, Non-Conf, S Site, H Home A Away N Neutral

Binghamton

Through Games Of March 4, 2017

Average RPI Win:	249	WON-LOST	WINNING	LAST 10	STRENGTH OF	OPP. STRENGTH	TEAM	ADJ.	CONF.	ADJ CONF.
Average RPI Loss:	143	RECORD	PCT. RANK	GAMES	SCHEDULE	OF SCHEDULE	RPI	RPI	RPI	RPI
DIV. I ONLY	11- 17	233	4- 6	145	260	210	210	22	22	
DIV. I NON-CONF.	3- 8	262	0- 0	98	312	212	212	22	22	
TOTALS	RPI 1-25	RPI 26-50	W-L RECORDS	RPI 51-100	RPI 101-150	RPI 150+				
11- 17	0- 0	0- 0	OVERALL	1- 4	1- 7	9- 6				
5- 8	0- 0	0- 0	HOME	0- 2	1- 3	4- 3				
6- 8	0- 0	0- 0	AWAY	1- 2	0- 3	5- 3				
0- 1	0- 0	0- 0	NEUTRAL	0- 0	0- 1	0- 0				
3- 8	0- 0	0- 0	NON-CONFERENCE	1- 2	0- 3	2- 3				
0- 5	0- 0	0- 0	HOME	0- 1	0- 2	0- 2				
3- 3	0- 0	0- 0	AWAY	1- 1	0- 1	2- 1				
0- 0	0- 0	0- 0	NEUTRAL	0- 0	0- 0	0- 0				
8- 9	0- 0	0- 0	CONFERENCE	0- 2	1- 4	7- 3				
5- 3	0- 0	0- 0	HOME	0- 1	1- 1	4- 1				
3- 5	0- 0	0- 0	AWAY	0- 1	0- 2	3- 2				
0- 1	0- 0	0- 0	NEUTRAL	0- 0	0- 1	0- 0				

RPI S	Opponent	Score	RPI S	Opponent	Score	RPI S	Opponent	Score	RPI S	Opponent	Score	Team's RPI: 210
						57	A Ohio	55 63	124	A Albany (NY)	63 80	
						61	A Penn	61 48	124	H Albany (NY)	61 67	
						67	A New Hampshire	69 76	126	H Cornell	51 54	
						67	H New Hampshire	62 70	134	A Yale	48 57	
						71	H Bucknell	57 67	137	A Maine	49 62	
									137	H Maine	58 52	
									137	N Maine	40 57	
									149	H Brown	72 83	
									183	A Hartford	73 76	
									183	H Hartford	60 59	
									192	A Providence	58 71	
									194	H Sacred Heart	69 77	
									195	H Columbia	65 75	
									208	A UMBC	45 53	
									208	H UMBC	69 62	
									261	A Stony Brook	48 40	
									261	H Stony Brook	59 74	
									273	A Vermont	64 55	
									273	H Vermont	76 61	
									320	A NJIT	68 44	
									340	A Fairleigh Dickinson	80 69	
									343	A UMass Lowell	58 48	
									343	H UMass Lowell	69 54	
LAST 12 Division I GAMES:												
			137	N Maine	40 57		273	H Vermont	76 61			
			137	A Maine	49 62		343	H UMass Lowell	69 54			
			183	H Hartford	60 59		208	A UMBC	45 53			
			261	H Stony Brook	59 74		137	H Maine	58 52			
			67	A New Hampshire	69 76		183	A Hartford	73 76			
			124	A Albany (NY)	63 80		261	A Stony Brook	48 40			

Non-Div I Games: Georgian Court 74 53 Misericordia 77 54

Binghamton

Loss, Non-Conf, S Site, H Home A Away N Neutral

Average RPI Win:	184	WON-LOST	WINNING	LAST 10	STRENGTH OF	OPP. STRENGTH	TEAM	ADJ.	CONF.	ADJ CONF.
Average RPI Loss:	146	RECORD	PCT. RANK	GAMES	SCHEDULE	OF SCHEDULE	RPI	RPI	RPI	RPI
DIV. I ONLY	20- 7	51	8- 2	149	135	66	66	13	13	
DIV. I NON-CONF.	8- 1	19	0- 0	134	101	26	26	15	15	
TOTALS	RPI 1-25	RPI 26-50	W-L RECORDS	RPI 51-100	RPI 101-150	RPI 150+				
20- 7	0- 1	1- 1	OVERALL	2- 1	5- 1	12- 3				
12- 2	0- 0	0- 1	HOME	1- 1	2- 0	9- 0				
7- 5	0- 1	1- 0	AWAY	1- 0	2- 1	3- 3				
1- 0	0- 0	0- 0	NEUTRAL	0- 0	1- 0	0- 0				
8- 1	0- 1	0- 0	NON-CONFERENCE	0- 0	4- 0	4- 0				
5- 0	0- 0	0- 0	HOME	0- 0	1- 0	4- 0				
2- 1	0- 1	0- 0	AWAY	0- 0	2- 0	0- 0				
1- 0	0- 0	0- 0	NEUTRAL	0- 0	1- 0	0- 0				
12- 6	0- 0	1- 1	CONFERENCE	2- 1	1- 1	8- 3				
7- 2	0- 0	0- 1	HOME	1- 1	1- 0	5- 0				
5- 4	0- 0	1- 0	AWAY	1- 0	0- 1	3- 3				
0- 0	0- 0	0- 0	NEUTRAL	0- 0	0- 0	0- 0				

RPI 1-25				RPI 26-50				RPI 51-100				Team's RPI: 66	RPI 101+			
RPI	S	Opponent	Score	RPI	S	Opponent	Score	RPI	S	Opponent	Score		RPI	S	Opponent	Score
10	A	Washington	66 92	49	A	Colorado St.	51 45	87	A	Wyoming	53 43		103	A	Washington St.	77 73
				49	H	Colorado St.	53 60	87	H	Wyoming	64 54		112	N	Charlotte	68 65
								92	H	UNLV	55 58		117	A	St. Mary's (CA)	83 78
													139	H	Eastern Wash.	67 64
													147	A	New Mexico	68 75
													147	H	New Mexico	64 62
													176	A	Fresno St.	66 48
													176	H	Fresno St.	67 66
													186	A	Utah St.	63 65
													186	H	Utah St.	76 56
													206	A	San Jose St.	69 61
													206	H	San Jose St.	86 64
													213	H	Seattle U	73 68
													234	H	Portland St.	94 76
													247	H	Hawaii	61 49
													259	A	San Diego St.	77 84
													276	H	Portland	74 60
													281	A	Nevada	62 69
													281	H	Nevada	77 74
													321	A	Air Force	69 59
													321	H	Air Force	72 48
LAST 12 Division I GAMES:																
				321	H	Air Force	72 48					321	A	Air Force	69 59	
				176	A	Fresno St.	66 48					186	A	Utah St.	63 65	
				206	A	San Jose St.	69 61					49	H	Colorado St.	53 60	
				281	H	Nevada	77 74					87	H	Wyoming	64 54	
				87	A	Wyoming	53 43					281	A	Nevada	62 69	
				147	H	New Mexico	64 62					206	H	San Jose St.	86 64	

Non-Div I Games: Southern Ore. 89 45 Concordia Portland 71 40

Boise St.

■ Loss, 
 ■ Non-Conf, S Site, 
 ■ Home 
 ■ Away 
 N Neutral

Average RPI Win:	<b>196</b>	WON-LOST	WINNING	LAST 10	STRENGTH OF	OPP. STRENGTH	TEAM	ADJ.	CONF.	ADJ CONF.
Average RPI Loss:	<b>70</b>	RECORD	PCT. RANK	GAMES	SCHEDULE	OF SCHEDULE	RPI	RPI	RPI	RPI
DIV. I ONLY	<b>9- 21</b>	<b>281</b>	<b>1- 9</b>	<b>45</b>	<b>49</b>	<b>175</b>	<b>175</b>	<b>3</b>	<b>3</b>	
DIV. I NON-CONF.	<b>7- 6</b>	<b>157</b>	<b>0- 0</b>	<b>195</b>	<b>240</b>	<b>188</b>	<b>188</b>	<b>4</b>	<b>4</b>	
TOTALS	RPI 1-25	RPI 26-50	W-L RECORDS	RPI 51-100	RPI 101-150	RPI 150+				
9- 21	0- 6	0- 3	OVERALL	0- 6	4- 3	5- 3				
6- 9	0- 3	0- 2	HOME	0- 2	2- 2	4- 0				
2- 10	0- 3	0- 1	AWAY	0- 2	2- 1	0- 3				
1- 2	0- 0	0- 0	NEUTRAL	0- 2	0- 0	1- 0				
7- 6	0- 0	0- 0	NON-CONFERENCE	0- 2	2- 2	5- 2				
5- 2	0- 0	0- 0	HOME	0- 1	1- 1	4- 0				
1- 3	0- 0	0- 0	AWAY	0- 0	1- 1	0- 2				
1- 1	0- 0	0- 0	NEUTRAL	0- 1	0- 0	1- 0				
2- 15	0- 6	0- 3	CONFERENCE	0- 4	2- 1	0- 1				
1- 7	0- 3	0- 2	HOME	0- 1	1- 1	0- 0				
1- 7	0- 3	0- 1	AWAY	0- 2	1- 0	0- 1				
0- 1	0- 0	0- 0	NEUTRAL	0- 1	0- 0	0- 0				

RPI 1-25				RPI 26-50				RPI 51-100				RPI 101+ Team's RPI: 175			
RPI	S	Opponent	Score	RPI	S	Opponent	Score	RPI	S	Opponent	Score	RPI	S	Opponent	Score
2	A	Notre Dame	45 82	29	A	Syracuse	52 79	51	A	Virginia	55 62	104	H	Virginia Tech	79 82
2	H	Notre Dame	69 80	29	H	Syracuse	45 72	58	H	Georgia Tech	67 71	111	H	Clemson	60 48
7	H	Duke	44 67	37	H	North Carolina St.	58 70	58	N	Georgia Tech	67 71	117	H	St. Mary's (CA)	54 62
11	A	Louisville	43 68					84	H	Penn St.	56 60	118	A	North Carolina	88 77
13	H	Florida St.	53 85					88	A	Wake Forest	55 71	122	A	Fordham	49 56
15	A	Miami (FL)	51 58					99	N	SMU	64 72	134	A	Yale	71 64
												137	H	Maine	64 53
												157	A	Pittsburgh	43 56
												183	A	Hartford	56 65
												192	H	Providence	57 53
												198	A	Seton Hall	66 71
												215	H	Dartmouth	65 53
												218	H	Boston U.	67 49
												316	H	Central Conn. St.	66 46
												324	N	St. Francis Brooklyn	73 58
LAST 12 Division I GAMES:															
		58	N	Georgia Tech	67	71			29	H	Syracuse	45	72		
		104	H	Virginia Tech	79	82			13	H	Florida St.	53	85		
		2	A	Notre Dame	45	82			15	A	Miami (FL)	51	58		
		37	H	North Carolina St.	58	70			88	A	Wake Forest	55	71		
		11	A	Louisville	43	68			7	H	Duke	44	67		
		118	A	North Carolina	88	77			2	H	Notre Dame	69	80		

Non-Div I Games:

Boston College

■ Loss, 
 ■ Non-Conf, 
 ■ S Site, 
 ■ Home 
 ■ A Away 
 N Neutral

Average RPI Win: <b>282</b>	WON-LOST	WINNING	LAST 10	STRENGTH OF	OPP. STRENGTH	TEAM	ADJ.	CONF.	ADJ CONF.
Average RPI Loss: <b>136</b>	RECORD	PCT. RANK	GAMES	SCHEDULE	OF SCHEDULE	RPI	RPI	RPI	RPI
DIV. I ONLY	<b>13- 16</b>	<b>204</b>	<b>7- 3</b>	<b>230</b>	<b>248</b>	<b>218</b>	<b>218</b>	<b>23</b>	<b>23</b>
DIV. I NON-CONF.	<b>2- 9</b>	<b>293</b>	<b>0- 0</b>	<b>221</b>	<b>156</b>	<b>319</b>	<b>319</b>	<b>25</b>	<b>25</b>
TOTALS	RPI 1-25	RPI 26-50	W-L RECORDS	RPI 51-100	RPI 101-150	RPI 150+			
13- 16	0- 0	0- 2	OVERALL	0- 3	0- 5	13- 6			
8- 6	0- 0	0- 1	HOME	0- 2	0- 1	8- 2			
5- 9	0- 0	0- 1	AWAY	0- 1	0- 3	5- 4			
0- 1	0- 0	0- 0	NEUTRAL	0- 0	0- 1	0- 0			
2- 9	0- 0	0- 2	NON-CONFERENCE	0- 1	0- 3	2- 3			
2- 3	0- 0	0- 1	HOME	0- 1	0- 0	2- 1			
0- 5	0- 0	0- 1	AWAY	0- 0	0- 2	0- 2			
0- 1	0- 0	0- 0	NEUTRAL	0- 0	0- 1	0- 0			
11- 7	0- 0	0- 0	CONFERENCE	0- 2	0- 2	11- 3			
6- 3	0- 0	0- 0	HOME	0- 1	0- 1	6- 1			
5- 4	0- 0	0- 0	AWAY	0- 1	0- 1	5- 2			
0- 0	0- 0	0- 0	NEUTRAL	0- 0	0- 0	0- 0			

RPI S	Opponent	Score	RPI S	Opponent	Score	RPI S	Opponent	Score	RPI S	Opponent	Score	Team's RPI: 218
33	A Arizona St.	42 <b>71</b>	67	H New Hampshire	51 <b>59</b>	123	N Long Beach St.	48 <b>61</b>				
43	H Harvard	52 <b>65</b>	71	A Bucknell	56 <b>73</b>	124	A Albany (NY)	54 <b>69</b>				
			71	H Bucknell	50 <b>66</b>	128	A Navy	41 <b>55</b>				
						128	H Navy	59 <b>62</b>				
						148	A Northeastern	59 <b>78</b>				
						156	A Army West Point	66 62				
						156	H Army West Point	52 <b>64</b>				
						175	A Boston College	49 <b>67</b>				
						190	A American	62 <b>73</b>				
						190	H American	71 62				
						215	H Dartmouth	49 <b>61</b>				
						230	A Marist	57 <b>76</b>				
						271	A Loyola Maryland	67 55				
						271	H Loyola Maryland	61 58				
						275	A Colgate	87 <b>96</b>				
						275	H Colgate	65 51				
						302	A Lafayette	75 58				
						302	H Lafayette	68 50				
						305	A Lehigh	69 64				
						305	H Lehigh	64 50				
						308	H Massachusetts	64 60				
						319	A Holy Cross	66 49				
						319	H Holy Cross	68 56				
						343	H UMass Lowell	66 56				
LAST 12 Division I GAMES:												
156	A Army West Point	66 62	190	H American	71 62							
319	H Holy Cross	68 56	302	A Lafayette	75 58							
156	H Army West Point	52 <b>64</b>	128	A Navy	41 <b>55</b>							
71	A Bucknell	56 <b>73</b>	305	H Lehigh	64 50							
275	H Colgate	65 51	71	H Bucknell	50 <b>66</b>							
271	A Loyola Maryland	67 55	275	A Colgate	87 <b>96</b>							

Non-Div I Games:

Boston U.

■ Loss, 
 ■ Non-Conf, S Site, 
 ■ Home 
 ■ Away 
 N Neutral

## Bowling Green

Through Games Of March 4, 2017

Average RPI Win: <b>240</b>	WON-LOST	WINNING	LAST 10	STRENGTH OF	OPP. STRENGTH	TEAM	ADJ.	CONF.	ADJ CONF.
Average RPI Loss: <b>122</b>	RECORD	PCT. RANK	GAMES	SCHEDULE	OF SCHEDULE	RPI	RPI	RPI	RPI
DIV. I ONLY	6- 21	312	3- 7	110	106	258	258	10	10
DIV. I NON-CONF.	2- 7	284	0- 0	243	54	299	299	11	11
TOTALS	RPI 1-25	RPI 26-50	W-L RECORDS	RPI 51-100	RPI 101-150	RPI 150+			
6- 21	0- 1	0- 1	OVERALL	1- 9	0- 3	5- 7			
1- 11	0- 0	0- 1	HOME	0- 5	0- 1	1- 4			
3- 9	0- 1	0- 0	AWAY	1- 3	0- 2	2- 3			
2- 1	0- 0	0- 0	NEUTRAL	0- 1	0- 0	2- 0			
2- 7	0- 1	0- 0	NON-CONFERENCE	0- 2	0- 1	2- 3			
0- 3	0- 0	0- 0	HOME	0- 1	0- 0	0- 2			
0- 3	0- 1	0- 0	AWAY	0- 0	0- 1	0- 1			
2- 1	0- 0	0- 0	NEUTRAL	0- 1	0- 0	2- 0			
4- 14	0- 0	0- 1	CONFERENCE	1- 7	0- 2	3- 4			
1- 8	0- 0	0- 1	HOME	0- 4	0- 1	1- 2			
3- 6	0- 0	0- 0	AWAY	1- 3	0- 1	2- 2			
0- 0	0- 0	0- 0	NEUTRAL	0- 0	0- 0	0- 0			

RPI 1-25				RPI 26-50				RPI 51-100				RPI 101+ Team's RPI: 258			
RPI	S	Opponent	Score	RPI	S	Opponent	Score	RPI	S	Opponent	Score	RPI	S	Opponent	Score
11	A	Louisville	58 <b>83</b>	38	H	Central Mich.	65 <b>76</b>	51	H	Virginia	47 <b>67</b>	104	A	Virginia Tech	51 <b>98</b>
								57	A	Ohio	68 <b>79</b>	115	A	Ball St.	70 <b>91</b>
								57	H	Ohio	58 <b>69</b>	115	H	Ball St.	53 <b>75</b>
								59	A	Toledo	59 <b>74</b>	172	A	Western Mich.	58 <b>75</b>
								78	N	Chattanooga	49 <b>54</b>	172	H	Western Mich.	53 <b>74</b>
								91	H	Northern Ill.	76 <b>89</b>	180	H	Cleveland St.	56 <b>64</b>
								93	A	Kent St.	78 <b>80</b>	181	H	Cincinnati	58 <b>68</b>
								93	H	Kent St.	60 <b>70</b>	239	A	Akron	62 58
								94	A	Buffalo	64 62	239	H	Akron	86 50
								94	H	Buffalo	50 <b>61</b>	242	A	Miami (OH)	61 59
												242	H	Miami (OH)	65 <b>75</b>
												270	A	Eastern Ky.	55 <b>57</b>
												283	A	Eastern Mich.	74 <b>81</b>
												302	N	Lafayette	69 42
												326	N	Saint Peter's	73 68
LAST 12 Division I GAMES:															
242	H	Miami (OH)	65 <b>75</b>	59	A	Toledo	59 <b>74</b>								
57	A	Ohio	68 <b>79</b>	115	A	Ball St.	70 <b>91</b>								
94	A	Buffalo	64 62	239	H	Akron	86 50								
93	H	Kent St.	60 <b>70</b>	93	A	Kent St.	78 <b>80</b>								
242	A	Miami (OH)	61 59	283	A	Eastern Mich.	74 <b>81</b>								
172	H	Western Mich.	53 <b>74</b>	115	H	Ball St.	53 <b>75</b>								

Non-Div I Games: Ohio Valley 82 46 Davis & Elkins 73 46 Malone 65 **78**

Bowling Green

**Loss**, **Non-Conf**, **S Site**, **H Home** **A Away** **N Neutral**

## Bradley

Through Games Of March 4, 2017

Average RPI Win:	250	WON-LOST	WINNING	LAST 10	STRENGTH OF	OPP. STRENGTH	TEAM	ADJ.	CONF.	ADJ CONF.
Average RPI Loss:	136	RECORD	PCT. RANK	GAMES	SCHEDULE	OF SCHEDULE	RPI	RPI	RPI	RPI
DIV. I ONLY	10- 18	254	5- 5	162	193	237	237	16	16	
DIV. I NON-CONF.	3- 7	250	0- 0	109	229	204	204	14	14	
TOTALS	RPI 1-25	RPI 26-50	W-L RECORDS	RPI 51-100	RPI 101-150	RPI 150+				
10- 18	0- 0	0- 5	OVERALL	0- 4	0- 0	10- 9				
6- 7	0- 0	0- 3	HOME	0- 2	0- 0	6- 2				
4- 11	0- 0	0- 2	AWAY	0- 2	0- 0	4- 7				
0- 0	0- 0	0- 0	NEUTRAL	0- 0	0- 0	0- 0				
3- 7	0- 0	0- 1	NON-CONFERENCE	0- 4	0- 0	3- 2				
1- 3	0- 0	0- 1	HOME	0- 2	0- 0	1- 0				
2- 4	0- 0	0- 0	AWAY	0- 2	0- 0	2- 2				
0- 0	0- 0	0- 0	NEUTRAL	0- 0	0- 0	0- 0				
7- 11	0- 0	0- 4	CONFERENCE	0- 0	0- 0	7- 7				
5- 4	0- 0	0- 2	HOME	0- 0	0- 0	5- 2				
2- 7	0- 0	0- 2	AWAY	0- 0	0- 0	2- 5				
0- 0	0- 0	0- 0	NEUTRAL	0- 0	0- 0	0- 0				

RPI S	Opponent	Score	RPI S	Opponent	Score	RPI S	Opponent	Score	RPI S	Opponent	Score	Team's RPI: 237
26	A Drake	46 98	26	H Drake	60 93	74	A Western Ill.	77 91	151	A Missouri St.	75 73	
28	H Green Bay	43 68	91	H Northern Ill.	51 81	93	A Kent St.	52 77	151	H Missouri St.	62 56	
47	A UNI	50 70	95	H Saint Louis	58 68	155	H Detroit Mercy	70 60	165	A Southern Ill.	63 69	
47	H UNI	53 72				165	H Southern Ill.	57 66	172	A Western Mich.	64 83	
						184	A Wichita St.	54 65	184	H Wichita St.	69 76	
						236	A Indiana St.	51 58	236	H Indiana St.	54 41	
						240	A Evansville	71 73	240	H Evansville	56 52	
						260	A Butler	56 58	292	A Valparaiso	67 56	
						314	A Illinois St.	63 71	314	H Illinois St.	70 59	
						318	A Ill.-Chicago	65 56	323	A Loyola Chicago	60 53	
						323	H Loyola Chicago	72 45				
LAST 12 Division I GAMES:												
314	H Illinois St.	70 59	47	A UNI	50 70	236	H Indiana St.	54 41				
165	A Southern Ill.	63 69	323	H Loyola Chicago	72 45	240	H Evansville	56 52				
240	A Evansville	71 73	165	H Southern Ill.	57 66	151	A Missouri St.	75 73				
184	H Wichita St.	69 76										
151	H Missouri St.	62 56										
26	A Drake	46 98										

Non-Div I Games: Eureka 103 59

Bradley

■ Loss, 
 ■ Non-Conf, 
 ■ S Site, 
 ■ Home 
 ■ A Away 
 N Neutral

Average RPI Win: <b>210</b>	WON-LOST	WINNING	LAST 10	STRENGTH OF	OPP. STRENGTH	TEAM	ADJ.	CONF.	ADJ CONF.
Average RPI Loss: <b>148</b>	RECORD	PCT. RANK	GAMES	SCHEDULE	OF SCHEDULE	RPI	RPI	RPI	RPI
DIV. I ONLY	<b>15- 11</b>	<b>123</b>	<b>5- 5</b>	<b>195</b>	<b>183</b>	<b>149</b>	<b>149</b>	<b>8</b>	<b>8</b>
DIV. I NON-CONF.	<b>8- 4</b>	<b>97</b>	<b>0- 0</b>	<b>336</b>	<b>329</b>	<b>209</b>	<b>209</b>	<b>9</b>	<b>9</b>
TOTALS	RPI 1-25	RPI 26-50	W-L RECORDS	RPI 51-100	RPI 101-150	RPI 150+			
15- 11	0- 0	0- 2	OVERALL	0- 2	4- 3	11- 4			
7- 6	0- 0	0- 1	HOME	0- 1	2- 1	5- 3			
8- 5	0- 0	0- 1	AWAY	0- 1	2- 2	6- 1			
0- 0	0- 0	0- 0	NEUTRAL	0- 0	0- 0	0- 0			
8- 4	0- 0	0- 0	NON-CONFERENCE	0- 0	0- 1	8- 3			
4- 2	0- 0	0- 0	HOME	0- 0	0- 0	4- 2			
4- 2	0- 0	0- 0	AWAY	0- 0	0- 1	4- 1			
0- 0	0- 0	0- 0	NEUTRAL	0- 0	0- 0	0- 0			
7- 7	0- 0	0- 2	CONFERENCE	0- 2	4- 2	3- 1			
3- 4	0- 0	0- 1	HOME	0- 1	2- 1	1- 1			
4- 3	0- 0	0- 1	AWAY	0- 1	2- 1	2- 0			
0- 0	0- 0	0- 0	NEUTRAL	0- 0	0- 0	0- 0			

RPI 1-25				RPI 26-50				RPI 51-100				RPI 101+				Team's RPI: 149	
RPI	S	Opponent	Score	RPI	S	Opponent	Score	RPI	S	Opponent	Score	RPI	S	Opponent	Score		
				43	A	Harvard	59 69	61	A	Penn	60 86	113	A	Princeton	98 88		
				43	H	Harvard	63 66	61	H	Penn	68 71	113	H	Princeton	75 81		
												126	A	Cornell	67 46		
												126	H	Cornell	72 67		
												134	A	Yale	51 73		
												134	H	Yale	76 73		
												143	A	VCU	72 85		
												192	H	Providence	77 70		
												194	A	Sacred Heart	80 66		
												195	A	Columbia	76 59		
												195	H	Columbia	69 60		
												210	A	Binghamton	83 72		
												215	A	Dartmouth	65 62		
												215	H	Dartmouth	88 92		
												216	H	Howard	83 78		
												266	A	Bryant	67 70		
												273	A	Vermont	62 50		
												275	H	Colgate	62 67		
												277	H	Manhattan	57 58		
												301	H	Rhode Island	76 65		
												326	H	Saint Peter's	80 71		
												328	A	Morgan St.	68 51		
LAST 12 Division I GAMES:																	
				126	A	Cornell	67 46					215	A	Dartmouth	65 62		
				195	A	Columbia	76 59					43	A	Harvard	59 69		
				43	H	Harvard	63 66					195	H	Columbia	69 60		
				215	H	Dartmouth	88 92					126	H	Cornell	72 67		
				113	H	Princeton	75 81					134	A	Yale	51 73		
				61	H	Penn	68 71					134	H	Yale	76 73		

Non-Div I Games: Rhode Island Col. 90 44

Brown

■ Loss, 
 ■ Non-Conf, S Site, 
 ■ Home 
 ■ Away 
 N Neutral



Average RPI Win:	<b>298</b>	WON-LOST	WINNING	LAST 10	STRENGTH OF	OPP. STRENGTH	TEAM	ADJ.	CONF.	ADJ CONF.
Average RPI Loss:	<b>217</b>	RECORD	PCT. RANK	GAMES	SCHEDULE	OF SCHEDULE	RPI	RPI	RPI	RPI
DIV. I ONLY	<b>16- 13</b>	<b>140</b>	<b>7- 3</b>	<b>346</b>	<b>328</b>	<b>266</b>	<b>266</b>	<b>31</b>	<b>31</b>	
DIV. I NON-CONF.	<b>5- 6</b>	<b>186</b>	<b>0- 0</b>	<b>337</b>	<b>230</b>	<b>292</b>	<b>292</b>	<b>32</b>	<b>32</b>	
TOTALS	RPI 1-25	RPI 26-50	W-L RECORDS	RPI 51-100	RPI 101-150	RPI 150+				
16- 13	0- 0	0- 0	OVERALL	0- 1	1- 1	15- 11				
11- 2	0- 0	0- 0	HOME	0- 0	1- 1	10- 1				
4- 10	0- 0	0- 0	AWAY	0- 1	0- 0	4- 9				
1- 1	0- 0	0- 0	NEUTRAL	0- 0	0- 0	1- 1				
5- 6	0- 0	0- 0	NON-CONFERENCE	0- 1	1- 1	4- 4				
3- 1	0- 0	0- 0	HOME	0- 0	1- 1	2- 0				
1- 4	0- 0	0- 0	AWAY	0- 1	0- 0	1- 3				
1- 1	0- 0	0- 0	NEUTRAL	0- 0	0- 0	1- 1				
11- 7	0- 0	0- 0	CONFERENCE	0- 0	0- 0	11- 7				
8- 1	0- 0	0- 0	HOME	0- 0	0- 0	8- 1				
3- 6	0- 0	0- 0	AWAY	0- 0	0- 0	3- 6				
0- 0	0- 0	0- 0	NEUTRAL	0- 0	0- 0	0- 0				

RPI 1-25				RPI 26-50				RPI 51-100				RPI 101+				Team's RPI: 266	
RPI	S	Opponent	Score	RPI	S	Opponent	Score	RPI	S	Opponent	Score	RPI	S	Opponent	Score		
								67	A	New Hampshire	60	62	137	H	Maine	52	77
												149	H	Brown	70	67	
												157	A	Pittsburgh	60	76	
												189	A	Robert Morris	46	62	
												189	H	Robert Morris	62	59	
												192	N	Providence	51	62	
												194	A	Sacred Heart	59	66	
												194	H	Sacred Heart	53	65	
												223	A	Rutgers	42	50	
												226	A	Saint Francis (PA)	67	79	
												226	H	Saint Francis (PA)	85	70	
												273	A	Vermont	63	57	
												291	A	Mt. St. Mary's	53	61	
												291	H	Mt. St. Mary's	78	62	
												301	N	Rhode Island	62	56	
												308	A	Massachusetts	62	68	
												316	A	Central Conn. St.	52	53	
												316	H	Central Conn. St.	70	64	
												319	H	Holy Cross	76	74	
												324	A	St. Francis Brooklyn	47	63	
												324	H	St. Francis Brooklyn	63	54	
												336	A	LIU Brooklyn	62	53	
												336	H	LIU Brooklyn	57	53	
												340	A	Fairleigh Dickinson	56	48	
												340	H	Fairleigh Dickinson	50	48	
												342	A	Wagner	58	55	
LAST 12 Division I GAMES:																	
				316	H	Central Conn. St.	70	64		291	A	Mt. St. Mary's	53	61			
				342	A	Wagner	58	55		194	A	Sacred Heart	59	66			
				189	H	Robert Morris	62	59		340	H	Fairleigh Dickinson	50	48			
				226	H	Saint Francis (PA)	85	70		316	A	Central Conn. St.	52	53			
				336	H	LIU Brooklyn	57	53		226	A	Saint Francis (PA)	67	79			
				324	H	St. Francis Brooklyn	63	54		189	A	Robert Morris	46	62			

Non-Div I Games:

Bryant

■ Loss, 
 ■ Non-Conf, 
 S Site, 
 ■ Home 
 ■ Away 
 N Neutral

B  
r  
y  
a  
n  
t

RPI S Opponent Score

Through Games Of March 4, 2017

RPI	S	Opponent	Score	
342	H	Wagner	70	61
343	H	UMass Lowell	73	62

B  
r  
y  
a  
n  
t

Bryant

Average RPI Win:	228	WON-LOST	WINNING	LAST 10	STRENGTH OF	OPP. STRENGTH	TEAM	ADJ.	CONF.	ADJ CONF.
Average RPI Loss:	175	RECORD	PCT. RANK	GAMES	SCHEDULE	OF SCHEDULE	RPI	RPI	RPI	RPI
DIV. I ONLY	24- 5	16	8- 2	293	222	71	71	23	23	
DIV. I NON-CONF.	8- 3	67	0- 0	279	87	86	86	25	25	
TOTALS	RPI 1-25	RPI 26-50	W-L RECORDS	RPI 51-100	RPI 101-150	RPI 150+				
24- 5	0- 0	0- 1	OVERALL	1- 0	3- 1	20- 3				
13- 0	0- 0	0- 0	HOME	1- 0	1- 0	11- 0				
11- 5	0- 0	0- 0	AWAY	0- 0	2- 0	9- 0				
0- 0	0- 0	0- 0	NEUTRAL	0- 0	0- 0	0- 0				
8- 3	0- 0	0- 1	NON-CONFERENCE	1- 0	1- 1	6- 1				
4- 0	0- 0	0- 0	HOME	1- 0	0- 0	3- 0				
4- 3	0- 0	0- 1	AWAY	0- 0	1- 1	3- 1				
0- 0	0- 0	0- 0	NEUTRAL	0- 0	0- 0	0- 0				
16- 2	0- 0	0- 0	CONFERENCE	0- 0	2- 0	14- 2				
9- 0	0- 0	0- 0	HOME	0- 0	1- 0	8- 0				
7- 2	0- 0	0- 0	AWAY	0- 0	1- 0	6- 2				
0- 0	0- 0	0- 0	NEUTRAL	0- 0	0- 0	0- 0				

RPI S	Opponent	Score	RPI S	Opponent	Score	RPI S	Opponent	Score	RPI S	Opponent	Score
			27	A Elon	58 64	80	H Drexel	78 66	108	A Saint Joseph's	64 61
									118	A North Carolina	50 65
									128	A Navy	63 54
									128	H Navy	67 64
									156	A Army West Point	60 56
									156	H Army West Point	68 62
									180	H Cleveland St.	77 66
									190	A American	47 59
									190	H American	73 67
									210	A Binghamton	67 57
									218	A Boston U.	66 50
									218	H Boston U.	73 56
									223	A Rutgers	53 57
									239	A Akron	61 47
									248	A St. Bonaventure	57 35
									271	A Loyola Maryland	72 66
									271	H Loyola Maryland	57 39
									275	A Colgate	79 49
									275	H Colgate	79 56
									277	H Manhattan	69 64
									302	A Lafayette	79 65
									302	H Lafayette	78 61
									305	A Lehigh	77 58
									305	H Lehigh	73 54
									319	A Holy Cross	51 63
									319	H Holy Cross	77 48
LAST 12 Division I GAMES:											
			302	H Lafayette	78 61		305	H Lehigh	73 54		
			128	A Navy	63 54		319	A Holy Cross	51 63		
			302	A Lafayette	79 65		190	A American	47 59		
			218	H Boston U.	73 56		156	H Army West Point	68 62		
			271	H Loyola Maryland	57 39		218	A Boston U.	66 50		
			275	A Colgate	79 49		271	A Loyola Maryland	72 66		

Non-Div I Games:

Bucknell

■ Loss, 
 ■ Non-Conf, S Site, 
 ■ Home 
 ■ Away 
 N Neutral

RPI	S	Opponent	Score
320	H	NJIT	67 36

B  
u  
c  
k  
n  
e  
l  
l

B  
u  
c  
k  
n  
e  
l  
l

Bucknell

## Buffalo

Through Games Of March 4, 2017

Average RPI Win:	197	WON-LOST	WINNING	LAST 10	STRENGTH OF	OPP. STRENGTH	TEAM	ADJ.	CONF.	ADJ CONF.
Average RPI Loss:	90	RECORD	PCT. RANK	GAMES	SCHEDULE	OF SCHEDULE	RPI	RPI	RPI	RPI
DIV. I ONLY	20- 9	71	6- 4	143	113	94	94	10	10	
DIV. I NON-CONF.	10- 1	15	0- 0	223	183	58	58	11	11	
TOTALS	RPI 1-25	RPI 26-50	W-L RECORDS	RPI 51-100	RPI 101-150	RPI 150+				
20- 9	0- 0	1- 2	OVERALL	2- 5	3- 1	14- 1				
12- 4	0- 0	1- 0	HOME	2- 2	1- 1	8- 1				
8- 4	0- 0	0- 1	AWAY	0- 3	2- 0	6- 0				
0- 1	0- 0	0- 1	NEUTRAL	0- 0	0- 0	0- 0				
10- 1	0- 0	0- 1	NON-CONFERENCE	0- 0	3- 0	7- 0				
7- 0	0- 0	0- 0	HOME	0- 0	1- 0	6- 0				
3- 0	0- 0	0- 0	AWAY	0- 0	2- 0	1- 0				
0- 1	0- 0	0- 1	NEUTRAL	0- 0	0- 0	0- 0				
10- 8	0- 0	1- 1	CONFERENCE	2- 5	0- 1	7- 1				
5- 4	0- 0	1- 0	HOME	2- 2	0- 1	2- 1				
5- 4	0- 0	0- 1	AWAY	0- 3	0- 0	5- 0				
0- 0	0- 0	0- 0	NEUTRAL	0- 0	0- 0	0- 0				

RPI S	Opponent	Score	RPI S	Opponent	Score	RPI S	Opponent	Score	RPI S	Opponent	Score
38	A Central Mich.	71 88	38	H Central Mich.	67 56	57	A Ohio	55 83	102	H UCF	66 65
43	N Harvard	62 74				57	H Ohio	65 54	115	H Ball St.	75 89
						59	A Toledo	63 85	119	A Duquesne	71 69
						59	H Toledo	64 73	122	A Fordham	58 54
						91	H Northern Ill.	80 89	172	A Western Mich.	62 47
						93	A Kent St.	71 80	188	H Hofstra	74 50
						93	H Kent St.	77 62	194	H Sacred Heart	76 55
									239	A Akron	81 55
									239	H Akron	81 51
									242	A Miami (OH)	68 51
									242	H Miami (OH)	71 45
									248	H St. Bonaventure	68 47
									253	A Canisius	65 52
									258	A Bowling Green	61 50
									258	H Bowling Green	62 64
									263	H Niagara	73 63
									277	H Manhattan	73 39
									283	A Eastern Mich.	56 52
									308	H Massachusetts	61 47
LAST 12 Division I GAMES:											
93	A Kent St.	71 80	91	H Northern Ill.	80 89						
239	A Akron	81 55	93	H Kent St.	77 62						
258	H Bowling Green	62 64	59	A Toledo	63 85						
57	H Ohio	65 54	172	A Western Mich.	62 47						
239	H Akron	81 51	115	H Ball St.	75 89						
283	A Eastern Mich.	56 52	38	H Central Mich.	67 56						

Non-Div I Games:

Buffalo

■ Loss, 
 ■ Non-Conf, S Site, 
 ■ Home 
 ■ Away 
 N Neutral

Average RPI Win:	231	WON-LOST	WINNING	LAST 10	STRENGTH OF	OPP. STRENGTH	TEAM	ADJ.	CONF.	ADJ CONF.
Average RPI Loss:	96	RECORD	PCT. RANK	GAMES	SCHEDULE	OF SCHEDULE	RPI	RPI	RPI	RPI
DIV. I ONLY	6- 24	319	1- 9	75	79	260	260	7	7	
DIV. I NON-CONF.	3- 8	262	0- 0	177	145	296	296	7	7	
TOTALS	RPI 1-25	RPI 26-50	W-L RECORDS	RPI 51-100	RPI 101-150	RPI 150+				
6- 24	0- 4	0- 4	OVERALL	0- 6	0- 2	6- 8				
4- 12	0- 2	0- 2	HOME	0- 3	0- 2	4- 3				
1- 12	0- 2	0- 2	AWAY	0- 3	0- 0	1- 5				
1- 0	0- 0	0- 0	NEUTRAL	0- 0	0- 0	1- 0				
3- 8	0- 0	0- 2	NON-CONFERENCE	0- 0	0- 2	3- 4				
3- 4	0- 0	0- 1	HOME	0- 0	0- 2	3- 1				
0- 4	0- 0	0- 1	AWAY	0- 0	0- 0	0- 3				
0- 0	0- 0	0- 0	NEUTRAL	0- 0	0- 0	0- 0				
3- 16	0- 4	0- 2	CONFERENCE	0- 6	0- 0	3- 4				
1- 8	0- 2	0- 1	HOME	0- 3	0- 0	1- 2				
1- 8	0- 2	0- 1	AWAY	0- 3	0- 0	1- 2				
1- 0	0- 0	0- 0	NEUTRAL	0- 0	0- 0	1- 0				

RPI S Opponent	Score	RPI S Opponent	Score	RPI S Opponent	Score	RPI S Opponent	Score	Team's RPI: 260
16 A DePaul	69 100	28 A Green Bay	34 61	54 A Villanova	58 61	102 H UCF	59 66	
16 H DePaul	62 92	30 H South Fla.	59 74	54 H Villanova	69 70	115 H Ball St.	50 74	
19 A Creighton	52 67	32 A Marquette	53 91	64 A Georgetown	72 83	162 A TCU	47 73	
19 H Creighton	53 65	32 H Marquette	66 72	64 H Georgetown	52 58	168 A Arkansas	50 68	
				69 A St. John's (NY)	55 62	192 A Providence	51 68	
				69 H St. John's (NY)	41 62	192 H Providence	58 64	
						198 A Seton Hall	63 65	
						198 H Seton Hall	79 58	
						200 A Xavier	65 62	
						200 H Xavier	43 53	
						200 N Xavier	68 66	
						203 H ETSU	59 68	
						212 A Wisconsin	55 60	
						236 H Indiana St.	66 48	
						237 H Bradley	58 56	
						313 H Fort Wayne	70 64	
LAST 12 Division I GAMES:								
200 N Xavier	68 66	32 H Marquette	66 72					
19 H Creighton	53 65	200 H Xavier	43 53					
192 H Providence	58 64	198 A Seton Hall	63 65					
54 A Villanova	58 61	69 A St. John's (NY)	55 62					
64 A Georgetown	72 83	64 H Georgetown	52 58					
16 H DePaul	62 92	54 H Villanova	69 70					

Non-Div I Games:

Butler

■ Loss, 
■ Non-Conf, 
■ S Site, 
■ H Home 
■ A Away 
N Neutral

CSU Bakersfield

Through Games Of March 4, 2017

Average RPI Win:	289	WON-LOST	WINNING	LAST 10	STRENGTH OF	OPP. STRENGTH	TEAM	ADJ.	CONF.	ADJ CONF.
Average RPI Loss:	168	RECORD	PCT. RANK	GAMES	SCHEDULE	OF SCHEDULE	RPI	RPI	RPI	RPI
DIV. I ONLY	13- 13	168	8- 2	321	257	250	250	29	29	
DIV. I NON-CONF.	3- 9	275	0- 0	304	94	314	314	29	29	
TOTALS	RPI 1-25	RPI 26-50	W-L RECORDS	RPI 51-100	RPI 101-150	RPI 150+				
13- 13	0- 1	0- 1	OVERALL	0- 2	0- 2	13- 7				
7- 6	0- 1	0- 0	HOME	0- 1	0- 1	7- 3				
6- 7	0- 0	0- 1	AWAY	0- 1	0- 1	6- 4				
0- 0	0- 0	0- 0	NEUTRAL	0- 0	0- 0	0- 0				
3- 9	0- 1	0- 1	NON-CONFERENCE	0- 2	0- 0	3- 5				
2- 4	0- 1	0- 0	HOME	0- 1	0- 0	2- 2				
1- 5	0- 0	0- 1	AWAY	0- 1	0- 0	1- 3				
0- 0	0- 0	0- 0	NEUTRAL	0- 0	0- 0	0- 0				
10- 4	0- 0	0- 0	CONFERENCE	0- 0	0- 2	10- 2				
5- 2	0- 0	0- 0	HOME	0- 0	0- 1	5- 1				
5- 2	0- 0	0- 0	AWAY	0- 0	0- 1	5- 1				
0- 0	0- 0	0- 0	NEUTRAL	0- 0	0- 0	0- 0				

RPI 1-25				RPI 26-50				RPI 51-100				RPI 101+ Team's RPI: 250			
RPI	S	Opponent	Score	RPI	S	Opponent	Score	RPI	S	Opponent	Score	RPI	S	Opponent	Score
8	H	Stanford	56 77	34	A	Oregon	62 77	52	A	California	63 86	140	A	New Mexico St.	55 69
								63	H	South Dakota	60 75	140	H	New Mexico St.	55 64
												179	H	UC Riverside	66 71
												213	A	Seattle U	47 54
												213	H	Seattle U	52 63
												222	A	UTRGV	67 61
												222	H	UTRGV	74 46
												244	A	Pacific	61 91
												246	A	Grand Canyon	80 64
												246	H	Grand Canyon	74 59
												247	H	Hawaii	58 51
												265	H	Cal Poly	57 49
												285	H	Southern Utah	59 65
												299	A	UTEP	61 74
												310	A	Pepperdine	57 62
												311	A	UMKC	65 63
												311	H	UMKC	52 33
												327	A	UC Irvine	86 66
												335	A	Utah Valley	63 59
												335	H	Utah Valley	55 39
												344	A	Chicago St.	71 67
												344	H	Chicago St.	83 48
LAST 12 Division I GAMES:															
246	A	Grand Canyon	80 64	140	A	New Mexico St.	55 69								
344	A	Chicago St.	71 67	246	H	Grand Canyon	74 59								
311	A	UMKC	65 63	311	H	UMKC	52 33								
213	H	Seattle U	52 63	344	H	Chicago St.	83 48								
335	H	Utah Valley	55 39	335	A	Utah Valley	63 59								
222	A	UTRGV	67 61	140	H	New Mexico St.	55 64								

Non-Div I Games: Stanislaus St. 78 51 Fresno Pacific 84 61

CSU Bakersfield

Loss, Non-Conf, S Site, H Home A Away N Neutral

Average RPI Win: <b>229</b>	WON-LOST	WINNING	LAST 10	STRENGTH OF	OPP. STRENGTH	TEAM	ADJ.	CONF.	ADJ CONF.
Average RPI Loss: <b>145</b>	RECORD	PCT. RANK	GAMES	SCHEDULE	OF SCHEDULE	RPI	RPI	RPI	RPI
DIV. I ONLY	17- 13	130	8- 2	190	219	158	158	24	24
DIV. I NON-CONF.	7- 7	165	0- 0	102	152	137	137	23	23
TOTALS	RPI 1-25	RPI 26-50	W-L RECORDS	RPI 51-100	RPI 101-150	RPI 150+			
17- 13	0- 2	0- 1	OVERALL	0- 3	2- 2	15- 5			
8- 7	0- 0	0- 1	HOME	0- 2	1- 1	7- 3			
9- 6	0- 2	0- 0	AWAY	0- 1	1- 1	8- 2			
0- 0	0- 0	0- 0	NEUTRAL	0- 0	0- 0	0- 0			
7- 7	0- 2	0- 1	NON-CONFERENCE	0- 1	1- 1	6- 2			
2- 5	0- 0	0- 1	HOME	0- 1	0- 1	2- 2			
5- 2	0- 2	0- 0	AWAY	0- 0	1- 0	4- 0			
0- 0	0- 0	0- 0	NEUTRAL	0- 0	0- 0	0- 0			
10- 6	0- 0	0- 0	CONFERENCE	0- 2	1- 1	9- 3			
6- 2	0- 0	0- 0	HOME	0- 1	1- 0	5- 1			
4- 4	0- 0	0- 0	AWAY	0- 1	0- 1	4- 2			
0- 0	0- 0	0- 0	NEUTRAL	0- 0	0- 0	0- 0			

RPI 1-25				RPI 26-50				RPI 51-100				RPI 101+ Team's RPI: 158			
RPI	S	Opponent	Score	RPI	S	Opponent	Score	RPI	S	Opponent	Score	RPI	S	Opponent	Score
8	A	Stanford	54 <b>88</b>	42	H	Michigan St.	59 <b>63</b>	61	H	Penn	36 <b>47</b>	117	A	St. Mary's (CA)	73 61
10	A	Washington	44 <b>101</b>					72	A	UC Davis	65 <b>81</b>	123	A	Long Beach St.	60 <b>63</b>
								72	H	UC Davis	55 <b>63</b>	123	H	Long Beach St.	63 56
												139	H	Eastern Wash.	57 <b>71</b>
												155	H	Detroit Mercy	76 67
												176	A	Fresno St.	61 57
												179	A	UC Riverside	70 67
												179	H	UC Riverside	79 70
												213	A	Seattle U	68 64
												217	H	San Diego	67 <b>76</b>
												233	A	UC Santa Barbara	62 55
												233	H	UC Santa Barbara	75 61
												234	H	Portland St.	99 72
												247	A	Hawaii	60 49
												247	H	Hawaii	67 56
												249	A	Weber St.	89 78
												265	A	Cal Poly	68 <b>79</b>
												265	H	Cal Poly	63 <b>70</b>
												285	H	Southern Utah	71 <b>77</b>
												289	A	Northern Ariz.	83 79
												327	A	UC Irvine	52 <b>77</b>
												327	H	UC Irvine	85 77
												346	A	Cal St. Fullerton	71 54
												346	H	Cal St. Fullerton	58 41
LAST 12 Division I GAMES:															
				72	H	UC Davis	55 <b>63</b>					179	A	UC Riverside	70 67
				123	A	Long Beach St.	60 <b>63</b>					233	A	UC Santa Barbara	62 55
				179	H	UC Riverside	79 70					247	H	Hawaii	67 56
				346	A	Cal St. Fullerton	71 54					123	H	Long Beach St.	63 56
				247	A	Hawaii	60 49					233	H	UC Santa Barbara	75 61
				327	H	UC Irvine	85 77					265	H	Cal Poly	63 <b>70</b>

Non-Div I Games:

CSUN

■ Loss, 
 ■ Non-Conf, 
 ■ S Site, 
 ■ Home 
 ■ A Away 
 N Neutral



Average RPI Win:	266	WON-LOST	WINNING	LAST 10	STRENGTH OF	OPP. STRENGTH	TEAM	ADJ.	CONF.	ADJ CONF.
Average RPI Loss:	165	RECORD	PCT. RANK	GAMES	SCHEDULE	OF SCHEDULE	RPI	RPI	RPI	RPI
DIV. I ONLY	11- 17	233	4- 6	264	248	265	265	24	24	
DIV. I NON-CONF.	4- 8	230	0- 0	206	247	278	278	23	23	
TOTALS	RPI 1-25	RPI 26-50	W-L RECORDS	RPI 51-100	RPI 101-150	RPI 150+				
11- 17	0- 2	0- 0	OVERALL	0- 3	1- 3	10- 9				
8- 6	0- 0	0- 0	HOME	0- 1	1- 2	7- 3				
3- 11	0- 2	0- 0	AWAY	0- 2	0- 1	3- 6				
0- 0	0- 0	0- 0	NEUTRAL	0- 0	0- 0	0- 0				
4- 8	0- 2	0- 0	NON-CONFERENCE	0- 1	0- 2	4- 3				
4- 2	0- 0	0- 0	HOME	0- 0	0- 2	4- 0				
0- 6	0- 2	0- 0	AWAY	0- 1	0- 0	0- 3				
0- 0	0- 0	0- 0	NEUTRAL	0- 0	0- 0	0- 0				
7- 9	0- 0	0- 0	CONFERENCE	0- 2	1- 1	6- 6				
4- 4	0- 0	0- 0	HOME	0- 1	1- 0	3- 3				
3- 5	0- 0	0- 0	AWAY	0- 1	0- 1	3- 3				
0- 0	0- 0	0- 0	NEUTRAL	0- 0	0- 0	0- 0				

RPI	S	Opponent	Score	RPI	S	Opponent	Score	RPI	S	Opponent	Score	RPI	S	Opponent	Score	Team's RPI: 265
8	A	Stanford	55 83					72	A	UC Davis	75 83	117	H	St. Mary's (CA)	71 79	
9	A	UCLA	64 80					72	H	UC Davis	53 61	123	A	Long Beach St.	80 83	
								79	A	Montana St.	52 71	123	H	Long Beach St.	69 67	
												138	H	San Francisco	67 73	
												158	A	CSUN	70 63	
												158	H	CSUN	79 68	
												179	A	UC Riverside	59 68	
												179	H	UC Riverside	69 72	
												233	A	UC Santa Barbara	63 77	
												233	H	UC Santa Barbara	78 67	
												246	A	Grand Canyon	59 64	
												247	A	Hawaii	57 66	
												247	H	Hawaii	79 87	
												250	A	CSU Bakersfield	49 57	
												280	A	Sacramento St.	96 97	
												289	H	Northern Ariz.	58 53	
												298	H	North Dakota St.	73 46	
												310	H	Pepperdine	62 52	
												327	A	UC Irvine	78 60	
												327	H	UC Irvine	71 74	
												335	H	Utah Valley	77 65	
												346	A	Cal St. Fullerton	69 45	
												346	H	Cal St. Fullerton	73 57	
LAST 12 Division I GAMES:																
233	A	UC Santa Barbara	63 77	327	A	UC Irvine	78 60									
346	H	Cal St. Fullerton	73 57	179	H	UC Riverside	69 72									
72	A	UC Davis	75 83	72	H	UC Davis	53 61									
327	H	UC Irvine	71 74	247	A	Hawaii	57 66									
123	H	Long Beach St.	69 67	158	A	CSUN	70 63									
346	A	Cal St. Fullerton	69 45	247	H	Hawaii	79 87									

Non-Div I Games:

Cal Poly

■ Loss, 
 ■ Non-Conf, S Site, 
 ■ Home 
 ■ Away 
 N Neutral

Average RPI Win:	326	WON-LOST	WINNING	LAST 10	STRENGTH OF	OPP. STRENGTH	TEAM	ADJ.	CONF.	ADJ CONF.
Average RPI Loss:	199	RECORD	PCT. RANK	GAMES	SCHEDULE	OF SCHEDULE	RPI	RPI	RPI	RPI
DIV. I ONLY	2- 25	344	0- 10	306	255	346	346	24	24	
DIV. I NON-CONF.	1- 10	325	0- 0	326	289	346	346	23	23	
TOTALS	RPI 1-25	RPI 26-50	W-L RECORDS	RPI 51-100	RPI 101-150	RPI 150+				
2- 25	0- 0	0- 0	OVERALL	0- 3	0- 4	2- 18				
2- 12	0- 0	0- 0	HOME	0- 1	0- 2	2- 9				
0- 13	0- 0	0- 0	AWAY	0- 2	0- 2	0- 9				
0- 0	0- 0	0- 0	NEUTRAL	0- 0	0- 0	0- 0				
1- 10	0- 0	0- 0	NON-CONFERENCE	0- 1	0- 2	1- 7				
1- 5	0- 0	0- 0	HOME	0- 0	0- 1	1- 4				
0- 5	0- 0	0- 0	AWAY	0- 1	0- 1	0- 3				
0- 0	0- 0	0- 0	NEUTRAL	0- 0	0- 0	0- 0				
1- 15	0- 0	0- 0	CONFERENCE	0- 2	0- 2	1- 11				
1- 7	0- 0	0- 0	HOME	0- 1	0- 1	1- 5				
0- 8	0- 0	0- 0	AWAY	0- 1	0- 1	0- 6				
0- 0	0- 0	0- 0	NEUTRAL	0- 0	0- 0	0- 0				

RPI S	Opponent	Score	RPI S	Opponent	Score	RPI S	Opponent	Score	RPI S	Opponent	Score	Team's RPI: 346
						72	A UC Davis	39 59	123	A Long Beach St.	55 84	
						72	H UC Davis	51 70	123	H Long Beach St.	48 65	
						87	A Wyoming	26 61	139	A Eastern Wash.	67 84	
									142	H Idaho	86 88	
									158	A CSUN	41 58	
									158	H CSUN	54 71	
									179	A UC Riverside	45 68	
									179	H UC Riverside	63 75	
									195	H Columbia	46 61	
									202	H Loyola Marymount	62 77	
									217	A San Diego	50 103	
									233	A UC Santa Barbara	37 57	
									233	H UC Santa Barbara	49 56	
									234	A Portland St.	73 81	
									247	A Hawaii	50 60	
									247	H Hawaii	45 55	
									259	H San Diego St.	61 71	
									265	A Cal Poly	57 73	
									265	H Cal Poly	45 69	
									306	A Denver	58 77	
									310	H Pepperdine	58 69	
									325	H Montana	72 56	
									327	A UC Irvine	62 69	
									327	H UC Irvine	64 53	
LAST 12 Division I GAMES:												
327	A UC Irvine	62 69	123	A Long Beach St.	55 84							
265	A Cal Poly	57 73	233	A UC Santa Barbara	37 57							
247	H Hawaii	45 55	72	A UC Davis	39 59							
158	H CSUN	54 71	123	H Long Beach St.	48 65							
179	H UC Riverside	63 75	179	A UC Riverside	45 68							
265	H Cal Poly	45 69	72	H UC Davis	51 70							

Non-Div I Games: Antelope Valley 64 56 Whittier 97 49

Cal St. Fullerton

■ Loss, 
 ■ Non-Conf, S Site, 
 ■ Home 
 ■ Away 
 N Neutral

# California

Through Games Of March 4, 2017

Average RPI Win:	148	WON-LOST	WINNING	LAST 10	STRENGTH OF	OPP. STRENGTH	TEAM	ADJ.	CONF.	ADJ CONF.
Average RPI Loss:	39	RECORD	PCT. RANK	GAMES	SCHEDULE	OF SCHEDULE	RPI	RPI	RPI	RPI
DIV. I ONLY	19- 13	117	4- 6	41	25	52	52	1	1	
DIV. I NON-CONF.	12- 0	1	0- 0	178	186	21	21	1	1	
TOTALS	RPI 1-25	RPI 26-50	W-L RECORDS	RPI 51-100	RPI 101-150	RPI 150+				
19- 13	2- 6	1- 3	OVERALL	2- 2	7- 2	7- 0				
10- 6	1- 2	0- 2	HOME	1- 1	3- 1	5- 0				
5- 6	0- 3	1- 1	AWAY	0- 1	3- 1	1- 0				
4- 1	1- 1	0- 0	NEUTRAL	1- 0	1- 0	1- 0				
12- 0	1- 0	0- 0	NON-CONFERENCE	0- 0	4- 0	7- 0				
7- 0	0- 0	0- 0	HOME	0- 0	2- 0	5- 0				
2- 0	0- 0	0- 0	AWAY	0- 0	1- 0	1- 0				
3- 0	1- 0	0- 0	NEUTRAL	0- 0	1- 0	1- 0				
7- 13	1- 6	1- 3	CONFERENCE	2- 2	3- 2	0- 0				
3- 6	1- 2	0- 2	HOME	1- 1	1- 1	0- 0				
3- 6	0- 3	1- 1	AWAY	0- 1	2- 1	0- 0				
1- 1	0- 1	0- 0	NEUTRAL	1- 0	0- 0	0- 0				

RPI S Opponent Score	RPI S Opponent Score	RPI S Opponent Score	RPI S Opponent Score
4 A Oregon St. 56 71	33 A Arizona St. 62 72	77 A Utah 57 63	103 A Washington St. 79 84
4 H Oregon St. 56 66	33 H Arizona St. 45 54	77 H Utah 64 73	106 A Colorado 65 53
4 N Oregon St. 49 65	34 A Oregon 55 49	90 H Southern California 63 56	106 H Colorado 59 64
8 A Stanford 54 72	34 H Oregon 66 69	90 N Southern California 71 58	117 A St. Mary's (CA) 74 67
8 H Stanford 66 72			119 H Duquesne 86 66
9 H UCLA 80 77			120 N Southern Miss. 71 51
10 A Washington 67 90			133 A Arizona 74 64
20 N Oklahoma 82 74			133 H Arizona 71 60
			138 H San Francisco 75 52
			161 H Santa Clara 73 58
			179 H UC Riverside 71 56
			197 A Nebraska 86 65
			250 H CSU Bakersfield 86 63
			280 H Sacramento St. 97 73
			305 H Lehigh 96 63
			322 N Arkansas St. 80 55
LAST 12 Division I GAMES:			
4 N Oregon St. 49 65	106 H Colorado 59 64		
90 N Southern California 71 58	77 H Utah 64 73		
4 A Oregon St. 56 71	90 H Southern California 63 56		
34 A Oregon 55 49	9 H UCLA 80 77		
8 A Stanford 54 72	103 A Washington St. 79 84		
8 H Stanford 66 72	10 A Washington 67 90		

Non-Div I Games:

California

Loss, Non-Conf, S Site, H Home A Away N Neutral

Average RPI Win:	288	WON-LOST	WINNING	LAST 10	STRENGTH OF	OPP. STRENGTH	TEAM	ADJ.	CONF.	ADJ CONF.
Average RPI Loss:	175	RECORD	PCT. RANK	GAMES	SCHEDULE	OF SCHEDULE	RPI	RPI	RPI	RPI
DIV. I ONLY	18- 8	70	6- 4	334	331	187	187	28	28	
DIV. I NON-CONF.	5- 3	122	0- 0	317	346	208	208	28	28	
TOTALS	RPI 1-25	RPI 26-50	W-L RECORDS	RPI 51-100	RPI 101-150	RPI 150+				
18- 8	0- 0	0- 0	OVERALL	0- 1	0- 3	18- 4				
8- 4	0- 0	0- 0	HOME	0- 0	0- 2	8- 2				
8- 4	0- 0	0- 0	AWAY	0- 1	0- 1	8- 2				
2- 0	0- 0	0- 0	NEUTRAL	0- 0	0- 0	2- 0				
5- 3	0- 0	0- 0	NON-CONFERENCE	0- 1	0- 1	5- 1				
1- 2	0- 0	0- 0	HOME	0- 0	0- 1	1- 1				
2- 1	0- 0	0- 0	AWAY	0- 1	0- 0	2- 0				
2- 0	0- 0	0- 0	NEUTRAL	0- 0	0- 0	2- 0				
13- 5	0- 0	0- 0	CONFERENCE	0- 0	0- 2	13- 3				
7- 2	0- 0	0- 0	HOME	0- 0	0- 1	7- 1				
6- 3	0- 0	0- 0	AWAY	0- 0	0- 1	6- 2				
0- 0	0- 0	0- 0	NEUTRAL	0- 0	0- 0	0- 0				

RPI S	Opponent	Score	RPI S	Opponent	Score	RPI S	Opponent	Score	RPI S	Opponent	Score	Team's RPI: 187
						89 A	Mercer	60 76	127 A	Radford	48 49	
									127 H	Radford	42 61	
									143 H	VCU	53 66	
									203 H	ETSU	55 56	
									221 A	High Point	69 53	
									221 H	High Point	58 33	
									229 A	Liberty	47 57	
									229 H	Liberty	52 58	
									231 A	Presbyterian	49 39	
									231 H	Presbyterian	50 42	
									241 A	UNC Asheville	61 55	
									241 H	UNC Asheville	61 60	
									256 A	Charleston So.	43 60	
									256 H	Charleston So.	54 37	
									279 A	Western Caro.	50 48	
									284 N	Ark.-Pine Bluff	51 31	
									312 A	Gardner-Webb	73 61	
									312 H	Gardner-Webb	67 56	
									315 A	USC Upstate	56 41	
									328 N	Morgan St.	62 51	
									334 H	N.C. Central	61 30	
									341 A	Winthrop	70 35	
									341 H	Winthrop	61 32	
									345 A	Longwood	66 54	
									345 H	Longwood	74 50	
LAST 12 Division I GAMES:												
			229 A	Liberty	47 57		241 H	UNC Asheville	61 60			
			127 A	Radford	48 49		256 A	Charleston So.	43 60			
			312 H	Gardner-Webb	67 56		345 H	Longwood	74 50			
			231 H	Presbyterian	50 42		229 H	Liberty	52 58			
			221 A	High Point	69 53		312 A	Gardner-Webb	73 61			
			341 A	Winthrop	70 35		221 H	High Point	58 33			

Non-Div I Games: Columbia (SC) 73 32 Saint Augustine's 69 33 St. Andrews 94 39

Campbell

Loss, Non-Conf, S Site, H Home A Away N Neutral

## Canisius

Through Games Of March 4, 2017

Average RPI Win: <b>262</b>	WON-LOST	WINNING	LAST 10	STRENGTH OF	OPP. STRENGTH	TEAM	ADJ.	CONF.	ADJ CONF.
Average RPI Loss: <b>142</b>	RECORD	PCT. RANK	GAMES	SCHEDULE	OF SCHEDULE	RPI	RPI	RPI	RPI
DIV. I ONLY	<b>10- 21</b>	<b>267</b>	<b>4- 6</b>	<b>155</b>	<b>221</b>	<b>253</b>	<b>253</b>	<b>18</b>	<b>18</b>
DIV. I NON-CONF.	<b>1- 8</b>	<b>314</b>	<b>0- 0</b>	<b>92</b>	<b>258</b>	<b>270</b>	<b>270</b>	<b>17</b>	<b>17</b>
TOTALS	RPI 1-25	RPI 26-50	W-L RECORDS	RPI 51-100	RPI 101-150	RPI 150+			
10- 21	0- 1	0- 3	OVERALL	0- 1	0- 7	10- 9			
5- 9	0- 0	0- 1	HOME	0- 1	0- 4	5- 3			
4- 11	0- 1	0- 1	AWAY	0- 0	0- 3	4- 6			
1- 1	0- 0	0- 1	NEUTRAL	0- 0	0- 0	1- 0			
1- 8	0- 1	0- 0	NON-CONFERENCE	0- 1	0- 3	1- 3			
0- 4	0- 0	0- 0	HOME	0- 1	0- 2	0- 1			
1- 4	0- 1	0- 0	AWAY	0- 0	0- 1	1- 2			
0- 0	0- 0	0- 0	NEUTRAL	0- 0	0- 0	0- 0			
9- 13	0- 0	0- 3	CONFERENCE	0- 0	0- 4	9- 6			
5- 5	0- 0	0- 1	HOME	0- 0	0- 2	5- 2			
3- 7	0- 0	0- 1	AWAY	0- 0	0- 2	3- 4			
1- 1	0- 0	0- 1	NEUTRAL	0- 0	0- 0	1- 0			

RPI 1-25			RPI 26-50			RPI 51-100			RPI 101+ Team's RPI: 253		
RPI	S	Opponent	Score	RPI	S	Opponent	Score	RPI	S	Opponent	Score
25	A	Ohio St.	56 <b>89</b>	40	A	Quinnipiac	49 <b>62</b>	94	H	Buffalo	52 <b>65</b>
				40	H	Quinnipiac	53 <b>64</b>				
				40	N	Quinnipiac	58 <b>63</b>				
LAST 12 Division I GAMES:											
				40	N	Quinnipiac	58 <b>63</b>	109	A	Rider	50 <b>61</b>
				263	N	Niagara	80 <b>74</b>	263	H	Niagara	52 <b>41</b>
				40	A	Quinnipiac	49 <b>62</b>	144	H	Iona	45 <b>58</b>
				159	A	Fairfield	48 <b>57</b>	277	H	Manhattan	58 <b>48</b>
				174	H	Siena	67 <b>77</b>	230	A	Marist	60 <b>67</b>
				326	H	Saint Peter's	61 <b>56</b>	174	A	Siena	42 <b>67</b>
								230	H	Marist	74 <b>85</b>
								239	H	Akron	64 <b>73</b>
								248	A	St. Bonaventure	74 <b>57</b>
								263	A	Niagara	65 <b>57</b>
								263	H	Niagara	52 <b>41</b>
								263	N	Niagara	80 <b>74</b>
								277	A	Manhattan	62 <b>57</b>
								277	H	Manhattan	58 <b>48</b>
								326	A	Saint Peter's	59 <b>54</b>
								326	H	Saint Peter's	61 <b>56</b>

Non-Div I Games:

Canisius

■ Loss, 
 ■ Non-Conf, 
 ■ S Site, 
 ■ H Home 
 ■ A Away 
 N Neutral

## Central Ark.

Through Games Of March 4, 2017

Average RPI Win:	264	WON-LOST	WINNING	LAST 10	STRENGTH OF	OPP. STRENGTH	TEAM	ADJ.	CONF.	ADJ CONF.
Average RPI Loss:	90	RECORD	PCT. RANK	GAMES	SCHEDULE	OF SCHEDULE	RPI	RPI	RPI	RPI
DIV. I ONLY	20- 4	14	10- 0	313	272	96	96	27	27	
DIV. I NON-CONF.	4- 2	97	0- 0	290	50	101	101	27	27	
TOTALS	RPI 1-25	RPI 26-50	W-L RECORDS	RPI 51-100	RPI 101-150	RPI 150+				
20- 4	0- 1	0- 0	OVERALL	2- 1	1- 2	17- 0				
9- 1	0- 0	0- 0	HOME	1- 0	1- 1	7- 0				
9- 3	0- 0	0- 0	AWAY	1- 1	0- 0	8- 0				
2- 0	0- 0	0- 0	NEUTRAL	0- 0	0- 0	2- 0				
4- 2	0- 1	0- 0	NON-CONFERENCE	0- 1	0- 0	4- 0				
1- 0	0- 0	0- 0	HOME	0- 0	0- 0	1- 0				
1- 2	0- 1	0- 0	AWAY	0- 1	0- 0	1- 0				
2- 0	0- 0	0- 0	NEUTRAL	0- 0	0- 0	2- 0				
16- 2	0- 0	0- 0	CONFERENCE	2- 0	1- 2	13- 0				
8- 1	0- 0	0- 0	HOME	1- 0	1- 1	6- 0				
8- 1	0- 0	0- 0	AWAY	1- 0	0- 1	7- 0				
0- 0	0- 0	0- 0	NEUTRAL	0- 0	0- 0	0- 0				

RPI S	Opponent	Score	RPI S	Opponent	Score	RPI S	Opponent	Score	RPI S	Opponent	Score
23 A	Texas A&M	49 74				97 A	Texas Tech	45 79	107 A	Abilene Christian	76 83
						100 A	SFA	67 63	107 H	Abilene Christian	80 70
						100 H	SFA	70 58	131 H	Lamar University	56 70
									170 N	Houston	69 55
									219 A	New Orleans	55 51
									229 N	Liberty	61 41
									287 A	A&M-Corpus Christi	49 41
									288 A	McNeese	72 49
									288 H	McNeese	67 52
									290 A	Nicholls St.	61 52
									293 A	Northwestern St.	62 51
									293 H	Northwestern St.	76 43
									304 A	Alcorn	71 57
									304 H	Alcorn	59 45
									329 A	Southeastern La.	78 64
									329 H	Southeastern La.	77 55
									332 H	Incarinate Word	63 50
									338 A	Houston Baptist	80 49
									338 H	Houston Baptist	83 39
									339 H	Sam Houston St.	75 48
LAST 12 Division I GAMES:											
293 A	Northwestern St.	62 51	107 H	Abilene Christian	80 70						
100 H	SFA	70 58	329 H	Southeastern La.	77 55						
329 A	Southeastern La.	78 64	288 A	McNeese	72 49						
338 H	Houston Baptist	83 39	332 H	Incarinate Word	63 50						
339 H	Sam Houston St.	75 48	100 A	SFA	67 63						
290 A	Nicholls St.	61 52	219 A	New Orleans	55 51						

Non-Div I Games: Crowley's Ridge 102 31 Williams Baptist 82 32 Central Baptist 94 47 Hendrix 71 39  
Central Ark.

Loss, Non-Conf, S Site, H Home A Away N Neutral

Average RPI Win:	303	WON-LOST	WINNING	LAST 10	STRENGTH OF	OPP. STRENGTH	TEAM	ADJ.	CONF.	ADJ CONF.
Average RPI Loss:	213	RECORD	PCT. RANK	GAMES	SCHEDULE	OF SCHEDULE	RPI	RPI	RPI	RPI
DIV. I ONLY	10- 19	258	3- 7	330	321	316	316	31	31	
DIV. I NON-CONF.	1- 10	325	0- 0	286	150	343	343	32	32	
TOTALS	RPI 1-25	RPI 26-50	W-L RECORDS	RPI 51-100	RPI 101-150	RPI 150+				
10- 19	0- 0	0- 1	OVERALL	0- 1	0- 1	10- 16				
7- 5	0- 0	0- 0	HOME	0- 0	0- 0	7- 5				
3- 13	0- 0	0- 1	AWAY	0- 1	0- 1	3- 10				
0- 1	0- 0	0- 0	NEUTRAL	0- 0	0- 0	0- 1				
1- 10	0- 0	0- 1	NON-CONFERENCE	0- 1	0- 1	1- 7				
1- 2	0- 0	0- 0	HOME	0- 0	0- 0	1- 2				
0- 7	0- 0	0- 1	AWAY	0- 1	0- 1	0- 4				
0- 1	0- 0	0- 0	NEUTRAL	0- 0	0- 0	0- 1				
9- 9	0- 0	0- 0	CONFERENCE	0- 0	0- 0	9- 9				
6- 3	0- 0	0- 0	HOME	0- 0	0- 0	6- 3				
3- 6	0- 0	0- 0	AWAY	0- 0	0- 0	3- 6				
0- 0	0- 0	0- 0	NEUTRAL	0- 0	0- 0	0- 0				

RPI S	Opponent	Score	RPI S	Opponent	Score	RPI S	Opponent	Score	RPI S	Opponent	Score	Team's RPI: 316
29	A Syracuse	63 95	67	A New Hampshire	52 56	104	A Virginia Tech	47 81	175	A Boston College	46 66	
						183	H Hartford	58 68	189	A Robert Morris	46 55	
						189	H Robert Morris	39 62	194	A Sacred Heart	61 82	
						194	H Sacred Heart	67 50	198	A Seton Hall	70 78	
						215	A Dartmouth	51 61	226	A Saint Francis (PA)	81 87	
						226	H Saint Francis (PA)	70 72	259	N San Diego St.	62 80	
						261	H Stony Brook	59 64	266	A Bryant	64 70	
						266	H Bryant	53 52	273	H Vermont	78 76	
						291	A Mt. St. Mary's	66 81	291	H Mt. St. Mary's	68 58	
						308	A Massachusetts	37 76	324	A St. Francis Brooklyn	61 53	
						324	H St. Francis Brooklyn	71 44	336	A LIU Brooklyn	76 71	
						336	H LIU Brooklyn	62 68	340	A Fairleigh Dickinson	64 77	
						340	H Fairleigh Dickinson	68 49	342	A Wagner	83 71	
LAST 12 Division I GAMES:												
266	A Bryant	64 70	342	A Wagner	83 71							
324	H St. Francis Brooklyn	71 44	291	A Mt. St. Mary's	66 81							
226	H Saint Francis (PA)	70 72	336	H LIU Brooklyn	62 68							
189	H Robert Morris	39 62	266	H Bryant	53 52							
340	A Fairleigh Dickinson	64 77	189	A Robert Morris	46 55							
194	A Sacred Heart	61 82	226	A Saint Francis (PA)	81 87							

Non-Div I Games:

Central Conn. St.

■ Loss, 
 ■ Non-Conf, 
 ■ S Site, 
 ■ Home 
 ■ A Away 
 N Neutral

RPI	S	Opponent	Score
342	H	Wagner	66 53

Central Conn. St.



Average RPI Win: 187		WON-LOST	WINNING	LAST 10	STRENGTH OF	OPP. STRENGTH	TEAM	ADJ.	CONF.	ADJ CONF.
Average RPI Loss: 62		RECORD	PCT. RANK	GAMES	SCHEDULE	OF SCHEDULE	RPI	RPI	RPI	RPI
DIV. I ONLY		23- 7	34	9- 1	100	100	38	38	10	10
DIV. I NON-CONF.		8- 4	97	0- 0	242	51	139	139	11	11
TOTALS	RPI 1-25		RPI 26-50		W-L RECORDS		RPI 51-100		RPI 101-150	RPI 150+
23- 7	0- 1		0- 1		OVERALL		7- 4		3- 1	13- 0
15- 1	0- 0		0- 1		HOME		4- 0		3- 0	8- 0
6- 6	0- 1		0- 0		AWAY		3- 4		0- 1	3- 0
2- 0	0- 0		0- 0		NEUTRAL		0- 0		0- 0	2- 0
8- 4	0- 1		0- 1		NON-CONFERENCE		0- 2		2- 0	6- 0
6- 1	0- 0		0- 1		HOME		0- 0		2- 0	4- 0
0- 3	0- 1		0- 0		AWAY		0- 2		0- 0	0- 0
2- 0	0- 0		0- 0		NEUTRAL		0- 0		0- 0	2- 0
15- 3	0- 0		0- 0		CONFERENCE		7- 2		1- 1	7- 0
9- 0	0- 0		0- 0		HOME		4- 0		1- 0	4- 0
6- 3	0- 0		0- 0		AWAY		3- 2		0- 1	3- 0
0- 0	0- 0		0- 0		NEUTRAL		0- 0		0- 0	0- 0

RPI 1-25				RPI 26-50				Team's RPI: 38				RPI 51-100				RPI 101+			
RPI	S	Opponent	Score	RPI	S	Opponent	Score	RPI	S	Opponent	Score	RPI	S	Opponent	Score	RPI	S	Opponent	Score
2	A	Notre Dame	47 107	27	H	Elon	57 71	56	A	Purdue	51 62	108	H	Saint Joseph's	73 71				
								57	A	Ohio	70 64	115	A	Ball St.	73 81				
								57	H	Ohio	64 59	115	H	Ball St.	101 92				
								59	A	Toledo	72 74	146	H	Oakland	70 67				
								59	H	Toledo	72 61	172	A	Western Mich.	94 73				
								82	A	Middle Tenn.	69 79	172	H	Western Mich.	94 83				
								91	A	Northern Ill.	109 94	205	H	Illinois	82 51				
								91	H	Northern Ill.	109 86	239	H	Akron	89 62				
								93	A	Kent St.	91 78	242	H	Miami (OH)	80 61				
								94	A	Buffalo	56 67	257	H	Furman	81 71				
								94	H	Buffalo	88 71	258	A	Bowling Green	76 65				
												283	A	Eastern Mich.	104 63				
												283	H	Eastern Mich.	71 48				
												298	N	North Dakota St.	77 55				
												318	H	Ill.-Chicago	77 55				
												323	H	Loyola Chicago	95 57				
												335	N	Utah Valley	71 62				
LAST 12 Division I GAMES:																			
283	H	Eastern Mich.	71 48	172	H	Western Mich.	94 83												
172	A	Western Mich.	94 73	91	A	Northern Ill.	109 94												
115	A	Ball St.	73 81	283	A	Eastern Mich.	104 63												
91	H	Northern Ill.	109 86	57	H	Ohio	64 59												
59	H	Toledo	72 61	59	A	Toledo	72 74												
57	A	Ohio	70 64	94	A	Buffalo	56 67												

Non-Div I Games:

Central Mich.

Loss, Non-Conf, S Site, H Home A Away N Neutral

Charleston So.

Through Games Of March 4, 2017

Average RPI Win:	277	WON-LOST	WINNING	LAST 10	STRENGTH OF	OPP. STRENGTH	TEAM	ADJ.	CONF.	ADJ CONF.
Average RPI Loss:	196	RECORD	PCT. RANK	GAMES	SCHEDULE	OF SCHEDULE	RPI	RPI	RPI	RPI
DIV. I ONLY	14- 12	153	6- 4	341	302	256	256	28	28	
DIV. I NON-CONF.	3- 5	223	0- 0	343	182	325	325	28	28	
TOTALS	RPI 1-25	RPI 26-50	W-L RECORDS	RPI 51-100	RPI 101-150	RPI 150+				
14- 12	0- 0	0- 0	OVERALL	0- 1	1- 2	13- 9				
9- 4	0- 0	0- 0	HOME	0- 0	1- 0	8- 4				
5- 8	0- 0	0- 0	AWAY	0- 1	0- 2	5- 5				
0- 0	0- 0	0- 0	NEUTRAL	0- 0	0- 0	0- 0				
3- 5	0- 0	0- 0	NON-CONFERENCE	0- 1	0- 1	3- 3				
2- 2	0- 0	0- 0	HOME	0- 0	0- 0	2- 2				
1- 3	0- 0	0- 0	AWAY	0- 1	0- 1	1- 1				
0- 0	0- 0	0- 0	NEUTRAL	0- 0	0- 0	0- 0				
11- 7	0- 0	0- 0	CONFERENCE	0- 0	1- 1	10- 6				
7- 2	0- 0	0- 0	HOME	0- 0	1- 0	6- 2				
4- 5	0- 0	0- 0	AWAY	0- 0	0- 1	4- 4				
0- 0	0- 0	0- 0	NEUTRAL	0- 0	0- 0	0- 0				

RPI S	Opponent	Score	RPI S	Opponent	Score	RPI S	Opponent	Score	RPI S	Opponent	Score	Team's RPI: 256
						53 A	West Virginia	38 88	118 A	North Carolina	77 93	
									127 A	Radford	59 67	
									127 H	Radford	57 45	
									187 A	Campbell	37 54	
									187 H	Campbell	60 43	
									204 H	Col. of Charleston	76 79	
									221 A	High Point	74 68	
									221 H	High Point	62 64	
									229 A	Liberty	56 67	
									229 H	Liberty	72 81	
									231 A	Presbyterian	48 50	
									231 H	Presbyterian	52 34	
									232 H	Ga. Southern	55 54	
									238 H	Wofford	45 59	
									241 A	UNC Asheville	47 56	
									241 H	UNC Asheville	73 66	
									279 A	Western Caro.	53 58	
									297 A	Lipscomb	67 52	
									312 A	Gardner-Webb	51 48	
									312 H	Gardner-Webb	64 57	
									341 A	Winthrop	70 58	
									341 H	Winthrop	71 52	
									345 A	Longwood	62 47	
									345 H	Longwood	71 63	
									348 H	South Carolina St.	67 62	
LAST 12 Division I GAMES:												
			341 A	Winthrop	70 58		127 A	Radford	59 67			
			312 A	Gardner-Webb	51 48		187 H	Campbell	60 43			
			345 H	Longwood	71 63		231 H	Presbyterian	52 34			
			221 H	High Point	62 64		241 A	UNC Asheville	47 56			
			229 A	Liberty	56 67		345 A	Longwood	62 47			
			241 H	UNC Asheville	73 66		312 H	Gardner-Webb	64 57			

Non-Div I Games: Southern Wesleyan 80 57 Montreat 79 50 Paine 75 67

Charleston So.

Loss, Non-Conf, S Site, H Home A Away N Neutral

Average RPI Win:	208	WON-LOST	WINNING	LAST 10	STRENGTH OF	OPP. STRENGTH	TEAM	ADJ.	CONF.	ADJ CONF.
Average RPI Loss:	99	RECORD	PCT. RANK	GAMES	SCHEDULE	OF SCHEDULE	RPI	RPI	RPI	RPI
DIV. I ONLY	20- 9	71	5- 5	207	101	112	112	14	14	
DIV. I NON-CONF.	8- 3	67	0- 0	292	28	114	114	16	16	
TOTALS	RPI 1-25	RPI 26-50	W-L RECORDS	RPI 51-100	RPI 101-150	RPI 150+				
20- 9	0- 1	1- 1	OVERALL	0- 3	3- 2	16- 2				
10- 4	0- 0	1- 0	HOME	0- 1	0- 1	9- 2				
10- 3	0- 1	0- 1	AWAY	0- 0	3- 1	7- 0				
0- 2	0- 0	0- 0	NEUTRAL	0- 2	0- 0	0- 0				
8- 3	0- 1	0- 0	NON-CONFERENCE	0- 2	1- 0	7- 0				
5- 0	0- 0	0- 0	HOME	0- 0	0- 0	5- 0				
3- 1	0- 1	0- 0	AWAY	0- 0	1- 0	2- 0				
0- 2	0- 0	0- 0	NEUTRAL	0- 2	0- 0	0- 0				
12- 6	0- 0	1- 1	CONFERENCE	0- 1	2- 2	9- 2				
5- 4	0- 0	1- 0	HOME	0- 1	0- 1	4- 2				
7- 2	0- 0	0- 1	AWAY	0- 0	2- 1	5- 0				
0- 0	0- 0	0- 0	NEUTRAL	0- 0	0- 0	0- 0				

RPI 1-25				RPI 26-50				RPI 51-100				RPI 101+				Team's RPI: 112	
RPI	S	Opponent	Score	RPI	S	Opponent	Score	RPI	S	Opponent	Score	RPI	S	Opponent	Score		
15	A	Miami (FL)	46 80	39	A	Western Ky.	74 75	66	N	Boise St.	65 68	119	A	Duquesne	77 63		
				39	H	Western Ky.	89 85	77	N	Utah	68 81	120	A	Southern Miss.	78 61		
								82	H	Middle Tenn.	81 83	132	A	Old Dominion	86 75		
												132	H	Old Dominion	70 72		
												145	A	Louisiana Tech	54 80		
												157	A	Pittsburgh	70 63		
												163	A	Rice	69 51		
												163	H	Rice	52 55		
												166	H	East Carolina	79 64		
												173	H	UAB	81 88		
												178	H	UTSA	78 67		
												196	A	North Texas	78 63		
												196	H	North Texas	66 49		
												204	A	Col. of Charleston	62 49		
												212	H	Wisconsin	63 48		
												231	H	Presbyterian	71 63		
												243	A	Marshall	89 75		
												243	H	Marshall	93 77		
												278	H	Davidson	93 79		
												299	H	UTEP	84 74		
												307	A	FIU	101 54		
												337	A	Fla. Atlantic	72 66		
												345	H	Longwood	66 41		
LAST 12 Division I GAMES:																	
299	H	UTEP	84 74	173	H	UAB	81 88										
178	H	UTSA	78 67	307	A	FIU	101 54										
243	A	Marshall	89 75	337	A	Fla. Atlantic	72 66										
39	A	Western Ky.	74 75	163	H	Rice	52 55										
132	H	Old Dominion	70 72	196	H	North Texas	66 49										
82	H	Middle Tenn.	81 83	132	A	Old Dominion	86 75										

Non-Div I Games:

Charlotte

■ Loss, 
 ■ Non-Conf, S Site, 
 ■ Home 
 ■ Away 
 N Neutral

## Chattanooga

Through Games Of March 4, 2017

Average RPI Win:	217	WON-LOST	WINNING	LAST 10	STRENGTH OF	OPP. STRENGTH	TEAM	ADJ.	CONF.	ADJ CONF.
Average RPI Loss:	88	RECORD	PCT. RANK	GAMES	SCHEDULE	OF SCHEDULE	RPI	RPI	RPI	RPI
DIV. I ONLY	20- 10	85	8- 2	103	122	78	78	17	17	
DIV. I NON-CONF.	6- 8	203	0- 0	50	18	107	107	20	20	
TOTALS	RPI 1-25	RPI 26-50	W-L RECORDS	RPI 51-100	RPI 101-150	RPI 150+				
20- 10	0- 3	0- 2	OVERALL	2- 1	1- 2	17- 2				
8- 4	0- 1	0- 2	HOME	1- 1	1- 0	6- 0				
8- 5	0- 2	0- 0	AWAY	1- 0	0- 1	7- 2				
4- 1	0- 0	0- 0	NEUTRAL	0- 0	0- 1	4- 0				
6- 8	0- 3	0- 2	NON-CONFERENCE	0- 1	1- 2	5- 0				
1- 4	0- 1	0- 2	HOME	0- 1	1- 0	0- 0				
3- 3	0- 2	0- 0	AWAY	0- 0	0- 1	3- 0				
2- 1	0- 0	0- 0	NEUTRAL	0- 0	0- 1	2- 0				
14- 2	0- 0	0- 0	CONFERENCE	2- 0	0- 0	12- 2				
7- 0	0- 0	0- 0	HOME	1- 0	0- 0	6- 0				
5- 2	0- 0	0- 0	AWAY	1- 0	0- 0	4- 2				
2- 0	0- 0	0- 0	NEUTRAL	0- 0	0- 0	2- 0				

RPI 1-25				RPI 26-50				RPI 51-100				Team's RPI: 78		RPI 101+			
RPI	S	Opponent	Score	RPI	S	Opponent	Score	RPI	S	Opponent	Score			RPI	S	Opponent	Score
1	A	UConn	43 80	28	H	Green Bay	55 71	86	H	Florida	61 72			101	H	Stetson	66 55
2	H	Notre Dame	58 79	48	H	Indiana	76 79	89	A	Mercer	74 56			105	A	FGCU	55 68
11	A	Louisville	47 63					89	H	Mercer	70 50			137	N	Maine	39 49
														201	A	UNCG	72 75
														201	H	UNCG	58 55
														201	N	UNCG	75 53
														203	A	ETSU	70 62
														203	H	ETSU	60 45
														220	A	UT Martin	80 60
														223	A	Rutgers	66 53
														228	A	Samford	77 61
														228	H	Samford	51 45
														231	A	Presbyterian	56 48
														238	A	Wofford	71 61
														238	H	Wofford	76 56
														257	A	Furman	48 65
														257	H	Furman	66 43
														258	N	Bowling Green	54 49
														279	A	Western Caro.	60 48
														279	H	Western Caro.	67 46
														279	N	Western Caro.	85 41
														302	N	Lafayette	68 43
LAST 12 Division I GAMES:																	
				201	N	UNCG	75 53					203	A	ETSU	70 62		
				279	N	Western Caro.	85 41					228	H	Samford	51 45		
				238	H	Wofford	76 56					89	H	Mercer	70 50		
				257	H	Furman	66 43					257	A	Furman	48 65		
				279	A	Western Caro.	60 48					238	A	Wofford	71 61		
				201	A	UNCG	72 75					201	H	UNCG	58 55		

Non-Div I Games:

Chattanooga

■ Loss, 
 ■ Non-Conf, S Site, 
 ■ Home 
 ■ Away 
 N Neutral

## Chicago St.

Through Games Of March 4, 2017

Average RPI Win:	0	WON-LOST	WINNING	LAST 10	STRENGTH OF	OPP. STRENGTH	TEAM	ADJ.	CONF.	ADJ CONF.
Average RPI Loss:	204	RECORD	PCT. RANK	GAMES	SCHEDULE	OF SCHEDULE	RPI	RPI	RPI	RPI
DIV. I ONLY	0- 28	348	0- 10	173	323	344	344	29	29	
DIV. I NON-CONF.	0- 14	335	0- 0	88	305	318	318	29	29	
TOTALS	RPI 1-25	RPI 26-50	W-L RECORDS	RPI 51-100	RPI 101-150	RPI 150+				
0- 28	0- 1	0- 0	OVERALL	0- 3	0- 5	0- 19				
0- 13	0- 0	0- 0	HOME	0- 1	0- 3	0- 9				
0- 15	0- 1	0- 0	AWAY	0- 2	0- 2	0- 10				
0- 0	0- 0	0- 0	NEUTRAL	0- 0	0- 0	0- 0				
0- 14	0- 1	0- 0	NON-CONFERENCE	0- 3	0- 3	0- 7				
0- 6	0- 0	0- 0	HOME	0- 1	0- 2	0- 3				
0- 8	0- 1	0- 0	AWAY	0- 2	0- 1	0- 4				
0- 0	0- 0	0- 0	NEUTRAL	0- 0	0- 0	0- 0				
0- 14	0- 0	0- 0	CONFERENCE	0- 0	0- 2	0- 12				
0- 7	0- 0	0- 0	HOME	0- 0	0- 1	0- 6				
0- 7	0- 0	0- 0	AWAY	0- 0	0- 1	0- 6				
0- 0	0- 0	0- 0	NEUTRAL	0- 0	0- 0	0- 0				

RPI 1-25				RPI 26-50				RPI 51-100				RPI 101+ Team's RPI: 344			
RPI	S	Opponent	Score	RPI	S	Opponent	Score	RPI	S	Opponent	Score	RPI	S	Opponent	Score
21	A	Kansas St.	33 83					68	A	Northwestern	42 75	115	A	Ball St.	53 88
								74	H	Western Ill.	50 54	136	H	Wright St.	65 71
								91	A	Northern Ill.	85 94	140	A	New Mexico St.	63 100
												140	H	New Mexico St.	54 65
												146	H	Oakland	60 80
												153	A	Milwaukee	49 71
												172	H	Western Mich.	51 64
												181	A	Cincinnati	53 81
												182	A	Morehead St.	55 63
												213	A	Seattle U	53 82
												213	H	Seattle U	51 64
												222	A	UTRGV	43 71
												222	H	UTRGV	46 57
												246	A	Grand Canyon	39 57
												246	H	Grand Canyon	62 73
												250	A	CSU Bakersfield	48 83
												250	H	CSU Bakersfield	67 71
												292	H	Valparaiso	51 53
												311	A	UMKC	53 62
												311	H	UMKC	55 71
												320	H	NJIT	42 57
												323	A	Loyola Chicago	54 59
												335	A	Utah Valley	54 73
												335	H	Utah Valley	59 62
LAST 12 Division I GAMES:															
311	H	UMKC	55 71	140	H	New Mexico St.	54 65								
250	H	CSU Bakersfield	67 71	246	A	Grand Canyon	39 57								
246	H	Grand Canyon	62 73	250	A	CSU Bakersfield	48 83								
311	A	UMKC	53 62	222	H	UTRGV	46 57								
335	A	Utah Valley	54 73	213	H	Seattle U	51 64								
213	A	Seattle U	53 82	335	H	Utah Valley	59 62								

Non-Div I Games:

Chicago St.

■ Loss, 
 ■ Non-Conf, S Site, 
 ■ Home 
 ■ Away 
 N Neutral

Average RPI Win:	215	WON-LOST	WINNING	LAST 10	STRENGTH OF	OPP. STRENGTH	TEAM	ADJ.	CONF.	ADJ CONF.
Average RPI Loss:	101	RECORD	PCT. RANK	GAMES	SCHEDULE	OF SCHEDULE	RPI	RPI	RPI	RPI
DIV. I ONLY	15- 14	164	2- 8	209	81	181	181	5	5	
DIV. I NON-CONF.	8- 4	97	0- 0	332	265	220	220	5	5	
TOTALS	RPI 1-25	RPI 26-50	W-L RECORDS	RPI 51-100	RPI 101-150	RPI 150+				
15- 14	0- 3	0- 1	OVERALL	1- 4	1- 2	13- 4				
10- 6	0- 1	0- 0	HOME	1- 2	1- 1	8- 2				
5- 7	0- 2	0- 1	AWAY	0- 2	0- 1	5- 1				
0- 1	0- 0	0- 0	NEUTRAL	0- 0	0- 0	0- 1				
8- 4	0- 1	0- 0	NON-CONFERENCE	0- 1	0- 0	8- 2				
5- 3	0- 0	0- 0	HOME	0- 1	0- 0	5- 2				
3- 1	0- 1	0- 0	AWAY	0- 0	0- 0	3- 0				
0- 0	0- 0	0- 0	NEUTRAL	0- 0	0- 0	0- 0				
7- 10	0- 2	0- 1	CONFERENCE	1- 3	1- 2	5- 2				
5- 3	0- 1	0- 0	HOME	1- 1	1- 1	3- 0				
2- 6	0- 1	0- 1	AWAY	0- 2	0- 1	2- 1				
0- 1	0- 0	0- 0	NEUTRAL	0- 0	0- 0	0- 1				

RPI 1-25				RPI 26-50				RPI 51-100				RPI 101+ Team's RPI: 181			
RPI	S	Opponent	Score	RPI	S	Opponent	Score	RPI	S	Opponent	Score	RPI	S	Opponent	Score
1	H	UConn	49 96	30	A	South Fla.	52 72	73	A	Tulane	51 62	102	A	UCF	44 64
18	A	Temple	64 88					73	H	Tulane	68 74	102	H	UCF	63 57
25	A	Ohio St.	38 80					85	H	Georgia	48 51	141	H	Tulsa	61 78
								99	A	SMU	47 64	160	A	Memphis	66 59
								99	H	SMU	67 65	160	H	Memphis	68 57
												166	A	East Carolina	69 80
												166	H	East Carolina	74 64
												170	A	Houston	71 62
												170	H	Houston	85 64
												170	N	Houston	61 74
												200	H	Xavier	61 72
												216	H	Howard	66 56
												236	H	Indiana St.	55 63
												242	A	Miami (OH)	49 43
												258	A	Bowling Green	68 58
												268	A	Southeast Mo. St.	83 75
												282	H	Tennessee Tech	60 38
												284	H	Ark.-Pine Bluff	72 42
												300	H	Eastern Ill.	78 64
												344	H	Chicago St.	81 53
LAST 12 Division I GAMES:															
170	N	Houston	61 74	170	A	Houston	71 62								
141	H	Tulsa	61 78	1	H	UConn	49 96								
18	A	Temple	64 88	30	A	South Fla.	52 72								
166	A	East Carolina	69 80	73	H	Tulane	68 74								
160	H	Memphis	68 57	102	A	UCF	44 64								
73	A	Tulane	51 62	166	H	East Carolina	74 64								

Non-Div I Games: Clarion 92 54

Cincinnati

Loss, Non-Conf, S Site, H Home A Away N Neutral

Average RPI Win:	<b>195</b>	WON-LOST	WINNING	LAST 10	STRENGTH OF	OPP. STRENGTH	TEAM	ADJ.	CONF.	ADJ CONF.
Average RPI Loss:	<b>41</b>	RECORD	PCT. RANK	GAMES	SCHEDULE	OF SCHEDULE	RPI	RPI	RPI	RPI
DIV. I ONLY	<b>15- 16</b>	<b>174</b>	<b>4- 6</b>	<b>47</b>	<b>54</b>	<b>111</b>	<b>111</b>	<b>3</b>	<b>3</b>	
DIV. I NON-CONF.	<b>11- 2</b>	<b>23</b>	<b>0- 0</b>	<b>186</b>	<b>283</b>	<b>73</b>	<b>73</b>	<b>4</b>	<b>4</b>	
TOTALS	RPI 1-25	RPI 26-50	W-L RECORDS	RPI 51-100	RPI 101-150	RPI 150+				
15- 16	0- 8	0- 3	OVERALL	1- 3	5- 1	9- 1				
9- 7	0- 3	0- 2	HOME	1- 1	3- 1	5- 0				
3- 8	0- 4	0- 1	AWAY	0- 2	0- 0	3- 1				
3- 1	0- 1	0- 0	NEUTRAL	0- 0	2- 0	1- 0				
11- 2	0- 1	0- 1	NON-CONFERENCE	0- 0	3- 0	8- 0				
7- 1	0- 0	0- 1	HOME	0- 0	2- 0	5- 0				
2- 1	0- 1	0- 0	AWAY	0- 0	0- 0	2- 0				
2- 0	0- 0	0- 0	NEUTRAL	0- 0	1- 0	1- 0				
4- 14	0- 7	0- 2	CONFERENCE	1- 3	2- 1	1- 1				
2- 6	0- 3	0- 1	HOME	1- 1	1- 1	0- 0				
1- 7	0- 3	0- 1	AWAY	0- 2	0- 0	1- 1				
1- 1	0- 1	0- 0	NEUTRAL	0- 0	1- 0	0- 0				

RPI	S	Opponent	Score	RPI	S	Opponent	Score	RPI	S	Opponent	Score	RPI	S	Opponent	Score	Team's RPI: 111
2	H	Notre Dame	80 <b>84</b>	29	H	Syracuse	62 <b>88</b>	51	H	Virginia	37 <b>69</b>	104	H	Virginia Tech	69 <b>78</b>	
3	A	South Carolina	61 <b>83</b>	34	H	Oregon	59 <b>87</b>	58	A	Georgia Tech	58 <b>72</b>	104	N	Virginia Tech	67 66	
7	A	Duke	37 <b>65</b>	37	A	North Carolina St.	53 <b>65</b>	58	H	Georgia Tech	62 61	118	H	North Carolina	78 67	
11	H	Louisville	46 <b>60</b>					88	A	Wake Forest	56 <b>68</b>	136	N	Wright St.	75 51	
11	N	Louisville	46 <b>68</b>									137	H	Maine	69 61	
13	A	Florida St.	47 <b>80</b>									145	H	Louisiana Tech	78 67	
13	H	Florida St.	27 <b>86</b>									157	A	Pittsburgh	54 46	
15	A	Miami (FL)	57 <b>81</b>									175	A	Boston College	48 <b>60</b>	
												177	H	Bethune-Cookman	59 38	
												214	A	Monmouth	60 47	
												232	H	Ga. Southern	58 47	
												245	H	Coastal Caro.	64 57	
												251	A	Jacksonville St.	69 63	
												279	H	Western Caro.	78 63	
												323	N	Loyola Chicago	61 40	
												348	H	South Carolina St.	56 36	
LAST 12 Division I GAMES:																
		11 N Louisville	46 <b>68</b>			157 A Pittsburgh	54 46									
		104 N Virginia Tech	67 66			118 H North Carolina	78 67									
		58 A Georgia Tech	58 <b>72</b>			7 A Duke	37 <b>65</b>									
		13 A Florida St.	47 <b>80</b>			58 H Georgia Tech	62 61									
		2 H Notre Dame	80 <b>84</b>			11 H Louisville	46 <b>60</b>									
		15 A Miami (FL)	57 <b>81</b>			37 A North Carolina St.	53 <b>65</b>									

Non-Div I Games:

Clemson

## Cleveland St.

Through Games Of March 4, 2017

Average RPI Win:	266	WON-LOST	WINNING	LAST 10	STRENGTH OF	OPP. STRENGTH	TEAM	ADJ.	CONF.	ADJ CONF.
Average RPI Loss:	128	RECORD	PCT. RANK	GAMES	SCHEDULE	OF SCHEDULE	RPI	RPI	RPI	RPI
DIV. I ONLY	13- 14	183	4- 6	166	251	180	180	19	19	
DIV. I NON-CONF.	4- 5	198	0- 0	138	253	147	147	21	21	
TOTALS	RPI 1-25	RPI 26-50	W-L RECORDS	RPI 51-100	RPI 101-150	RPI 150+				
13- 14	0- 1	0- 2	OVERALL	0- 2	1- 4	12- 5				
5- 6	0- 0	0- 1	HOME	0- 1	0- 2	5- 2				
7- 8	0- 1	0- 1	AWAY	0- 1	1- 2	6- 3				
1- 0	0- 0	0- 0	NEUTRAL	0- 0	0- 0	1- 0				
4- 5	0- 1	0- 0	NON-CONFERENCE	0- 2	0- 1	4- 1				
0- 2	0- 0	0- 0	HOME	0- 1	0- 0	0- 1				
3- 3	0- 1	0- 0	AWAY	0- 1	0- 1	3- 0				
1- 0	0- 0	0- 0	NEUTRAL	0- 0	0- 0	1- 0				
9- 9	0- 0	0- 2	CONFERENCE	0- 0	1- 3	8- 4				
5- 4	0- 0	0- 1	HOME	0- 0	0- 2	5- 1				
4- 5	0- 0	0- 1	AWAY	0- 0	1- 1	3- 3				
0- 0	0- 0	0- 0	NEUTRAL	0- 0	0- 0	0- 0				

RPI 1-25			RPI 26-50			RPI 51-100			RPI 101+			Team's RPI: 180
RPI	S	Opponent	Score	RPI	S	Opponent	Score	RPI	S	Opponent	Score	
25	A	Ohio St.	78 96	28	A	Green Bay	60 79	59	H	Toledo	59 92	128 A Navy 63 88
				28	H	Green Bay	51 65	71	A	Bucknell	66 77	136 A Wright St. 63 84
												136 H Wright St. 60 65
												146 A Oakland 74 62
												146 H Oakland 79 93
												153 A Milwaukee 72 76
												153 H Milwaukee 78 80
												155 A Detroit Mercy 54 66
												155 H Detroit Mercy 75 50
												235 N Richmond 69 65
												240 A Evansville 66 62
												258 A Bowling Green 64 56
												263 H Niagara 49 67
												292 A Valparaiso 66 62
												292 H Valparaiso 71 60
												294 A Northern Ky. 58 54
												294 H Northern Ky. 77 58
												300 A Eastern Ill. 66 56
												317 A Youngstown St. 67 92
												317 H Youngstown St. 71 68
												318 A Ill.-Chicago 63 59
												318 H Ill.-Chicago 77 59
LAST 12 Division I GAMES:												
146	H	Oakland	79 93	292	A	Valparaiso	66 62					
155	H	Detroit Mercy	75 50	318	A	Ill.-Chicago	63 59					
294	H	Northern Ky.	77 58	28	H	Green Bay	51 65					
136	H	Wright St.	60 65	153	H	Milwaukee	78 80					
153	A	Milwaukee	72 76	155	A	Detroit Mercy	54 66					
28	A	Green Bay	60 79	146	A	Oakland	74 62					

Non-Div I Games: Notre Dame (OH) 51 66 Lake Erie 65 42

Cleveland St.

Loss, Non-Conf, S Site, H Home A Away N Neutral



Average RPI Win:	260	WON-LOST	WINNING	LAST 10	STRENGTH OF	OPP. STRENGTH	TEAM	ADJ.	CONF.	ADJ CONF.
Average RPI Loss:	172	RECORD	PCT. RANK	GAMES	SCHEDULE	OF SCHEDULE	RPI	RPI	RPI	RPI
DIV. I ONLY	12- 14	201	5- 5	311	252	245	245	21	21	
DIV. I NON-CONF.	4- 4	165	0- 0	347	320	285	285	19	19	
TOTALS	RPI 1-25	RPI 26-50	W-L RECORDS	RPI 51-100	RPI 101-150	RPI 150+				
12- 14	0- 0	0- 2	OVERALL	0- 2	1- 2	11- 8				
6- 5	0- 0	0- 1	HOME	0- 1	1- 0	5- 3				
5- 9	0- 0	0- 1	AWAY	0- 1	0- 2	5- 5				
1- 0	0- 0	0- 0	NEUTRAL	0- 0	0- 0	1- 0				
4- 4	0- 0	0- 0	NON-CONFERENCE	0- 0	0- 1	4- 3				
1- 1	0- 0	0- 0	HOME	0- 0	0- 0	1- 1				
2- 3	0- 0	0- 0	AWAY	0- 0	0- 1	2- 2				
1- 0	0- 0	0- 0	NEUTRAL	0- 0	0- 0	1- 0				
8- 10	0- 0	0- 2	CONFERENCE	0- 2	1- 1	7- 5				
5- 4	0- 0	0- 1	HOME	0- 1	1- 0	4- 2				
3- 6	0- 0	0- 1	AWAY	0- 1	0- 1	3- 3				
0- 0	0- 0	0- 0	NEUTRAL	0- 0	0- 0	0- 0				

RPI 1-25			RPI 26-50			RPI 51-100			RPI 101+ Team's RPI: 245		
RPI	S	Opponent	Score	RPI	S	Opponent	Score	RPI	S	Opponent	Score
				45	A	Little Rock	47 79	83	A	UT Arlington	58 60
				45	H	Little Rock	66 74	83	H	UT Arlington	41 70
LAST 12 Division I GAMES:											
				225	A	Appalachian St.	56 53	255	H	Georgia St.	48 69
				150	H	Louisiana	71 68	45	A	Little Rock	47 79
				330	H	La.-Monroe	75 48	322	A	Arkansas St.	52 60
				125	A	Troy	66 78	164	H	Texas St.	64 48
				252	A	South Ala.	61 45	83	H	UT Arlington	41 70
				232	H	Ga. Southern	62 65	255	A	Georgia St.	73 67

Non-Div I Games: Pfeiffer

91 49

Catawba

58

63

Coastal Caro.

■ Loss, 
 ■ Non-Conf, 
 ■ S Site, 
 ■ Home 
 ■ A Away 
 N Neutral

Average RPI Win:	197	WON-LOST	WINNING	LAST 10	STRENGTH OF	OPP. STRENGTH	TEAM	ADJ.	CONF.	ADJ CONF.
Average RPI Loss:	120	RECORD	PCT. RANK	GAMES	SCHEDULE	OF SCHEDULE	RPI	RPI	RPI	RPI
DIV. I ONLY	9- 20	272	3- 7	92	99	204	204	9	9	
DIV. I NON-CONF.	3- 8	262	0- 0	163	169	218	218	8	8	
TOTALS	RPI 1-25	RPI 26-50	W-L RECORDS	RPI 51-100	RPI 101-150	RPI 150+				
9- 20	0- 1	0- 6	OVERALL	1- 1	2- 6	6- 6				
5- 8	0- 0	0- 2	HOME	1- 0	1- 4	3- 2				
4- 12	0- 1	0- 4	AWAY	0- 1	1- 2	3- 4				
0- 0	0- 0	0- 0	NEUTRAL	0- 0	0- 0	0- 0				
3- 8	0- 1	0- 2	NON-CONFERENCE	0- 0	0- 2	3- 3				
0- 4	0- 0	0- 0	HOME	0- 0	0- 2	0- 2				
3- 4	0- 1	0- 2	AWAY	0- 0	0- 0	3- 1				
0- 0	0- 0	0- 0	NEUTRAL	0- 0	0- 0	0- 0				
6- 12	0- 0	0- 4	CONFERENCE	1- 1	2- 4	3- 3				
5- 4	0- 0	0- 2	HOME	1- 0	1- 2	3- 0				
1- 8	0- 0	0- 2	AWAY	0- 1	1- 2	0- 3				
0- 0	0- 0	0- 0	NEUTRAL	0- 0	0- 0	0- 0				

RPI 1-25				RPI 26-50				RPI 51-100				RPI 101+				Team's RPI: 204	
RPI	S	Opponent	Score	RPI	S	Opponent	Score	RPI	S	Opponent	Score	RPI	S	Opponent	Score		
11	A	Louisville	58 86	27	A	Elon	57 70	80	A	Drexel	57 70	104	H	Virginia Tech	61 71		
				27	H	Elon	56 84	80	H	Drexel	79 75	112	H	Charlotte	49 62		
				37	A	North Carolina St.	47 91					129	A	William & Mary	71 69		
				39	A	Western Ky.	76 89					129	H	William & Mary	70 60		
				41	A	James Madison	60 74					135	A	Delaware	66 71		
				41	H	James Madison	78 84					135	H	Delaware	56 69		

Non-Div I Games:

Col. of Charleston

■ Loss, 
 ■ Non-Conf, S Site, 
 ■ Home 
 ■ Away 
 N Neutral

Average RPI Win: <b>255</b>	WON-LOST	WINNING	LAST 10	STRENGTH OF	OPP. STRENGTH	TEAM	ADJ.	CONF.	ADJ CONF.
Average RPI Loss: <b>182</b>	RECORD	PCT. RANK	GAMES	SCHEDULE	OF SCHEDULE	RPI	RPI	RPI	RPI
DIV. I ONLY	<b>10- 19</b>	<b>258</b>	<b>4- 6</b>	<b>268</b>	<b>265</b>	<b>275</b>	<b>275</b>	<b>23</b>	<b>23</b>
DIV. I NON-CONF.	<b>3- 8</b>	<b>262</b>	<b>0- 0</b>	<b>266</b>	<b>234</b>	<b>291</b>	<b>291</b>	<b>25</b>	<b>25</b>
TOTALS	RPI 1-25	RPI 26-50	W-L RECORDS	RPI 51-100	RPI 101-150	RPI 150+			
10- 19	0- 0	0- 0	OVERALL	0- 4	2- 2	8- 13			
7- 5	0- 0	0- 0	HOME	0- 1	0- 2	7- 2			
3- 14	0- 0	0- 0	AWAY	0- 3	2- 0	1- 11			
0- 0	0- 0	0- 0	NEUTRAL	0- 0	0- 0	0- 0			
3- 8	0- 0	0- 0	NON-CONFERENCE	0- 2	1- 1	2- 5			
2- 1	0- 0	0- 0	HOME	0- 0	0- 1	2- 0			
1- 7	0- 0	0- 0	AWAY	0- 2	1- 0	0- 5			
0- 0	0- 0	0- 0	NEUTRAL	0- 0	0- 0	0- 0			
7- 11	0- 0	0- 0	CONFERENCE	0- 2	1- 1	6- 8			
5- 4	0- 0	0- 0	HOME	0- 1	0- 1	5- 2			
2- 7	0- 0	0- 0	AWAY	0- 1	1- 0	1- 6			
0- 0	0- 0	0- 0	NEUTRAL	0- 0	0- 0	0- 0			

RPI S	Opponent	Score	RPI S	Opponent	Score	RPI S	Opponent	Score	RPI S	Opponent	Score	Team's RPI: 275
						56	A Purdue	51 <b>71</b>	126	H Cornell	57 <b>70</b>	
						71	A Bucknell	56 <b>79</b>	128	A Navy	69 61	
						71	H Bucknell	49 <b>79</b>	128	H Navy	67 <b>80</b>	
						75	A Gonzaga	42 <b>72</b>	149	A Brown	67 62	
									156	A Army West Point	47 <b>57</b>	
									156	H Army West Point	69 <b>76</b>	
									174	A Siena	63 <b>71</b>	
									190	A American	57 <b>68</b>	
									190	H American	62 <b>73</b>	
									192	A Providence	85 <b>92</b>	
									195	A Columbia	67 <b>75</b>	
									199	H Towson	76 71	
									218	A Boston U.	51 <b>65</b>	
									218	H Boston U.	96 87	
									248	A St. Bonaventure	57 <b>70</b>	
									271	A Loyola Maryland	77 <b>87</b>	
									271	H Loyola Maryland	76 62	
									302	A Lafayette	85 <b>90</b>	
									302	H Lafayette	76 69	
									305	A Lehigh	74 <b>83</b>	
									305	H Lehigh	75 70	
									319	A Holy Cross	62 54	
									319	H Holy Cross	70 52	
									336	H LIU Brooklyn	76 61	
									343	A UMass Lowell	77 <b>82</b>	
LAST 12 Division I GAMES:												
305	A Lehigh	74 <b>83</b>	156	A Army West Point	47 <b>57</b>							
302	A Lafayette	85 <b>90</b>	128	A Navy	69 61							
305	H Lehigh	75 70	319	H Holy Cross	70 52							
271	H Loyola Maryland	76 62	190	H American	62 <b>73</b>							
218	A Boston U.	51 <b>65</b>	271	A Loyola Maryland	77 <b>87</b>							
71	H Bucknell	49 <b>79</b>	218	H Boston U.	96 87							

Non-Div I Games:

Colgate

■ Loss, 
 ■ Non-Conf, 
 ■ S Site, 
 ■ Home 
 ■ A Away 
 N Neutral

Colorado

Through Games Of March 4, 2017

Average RPI Win:	162	WON-LOST	WINNING	LAST 10	STRENGTH OF	OPP. STRENGTH	TEAM	ADJ.	CONF.	ADJ CONF.
Average RPI Loss:	42	RECORD	PCT. RANK	GAMES	SCHEDULE	OF SCHEDULE	RPI	RPI	RPI	RPI
DIV. I ONLY	15- 15	168	3- 7	54	17	106	106	1	1	
DIV. I NON-CONF.	10- 1	15	0- 0	236	205	75	75	1	1	
TOTALS	RPI 1-25	RPI 26-50	W-L RECORDS	RPI 51-100	RPI 101-150	RPI 150+				
15- 15	1- 7	2- 2	OVERALL	3- 4	3- 2	6- 0				
11- 6	1- 3	2- 1	HOME	2- 2	2- 0	4- 0				
4- 8	0- 4	0- 1	AWAY	1- 2	1- 1	2- 0				
0- 1	0- 0	0- 0	NEUTRAL	0- 0	0- 1	0- 0				
10- 1	1- 0	1- 0	NON-CONFERENCE	1- 1	1- 0	6- 0				
7- 1	1- 0	1- 0	HOME	1- 1	0- 0	4- 0				
3- 0	0- 0	0- 0	AWAY	0- 0	1- 0	2- 0				
0- 0	0- 0	0- 0	NEUTRAL	0- 0	0- 0	0- 0				
5- 14	0- 7	1- 2	CONFERENCE	2- 3	2- 2	0- 0				
4- 5	0- 3	1- 1	HOME	1- 1	2- 0	0- 0				
1- 8	0- 4	0- 1	AWAY	1- 2	0- 1	0- 0				
0- 1	0- 0	0- 0	NEUTRAL	0- 0	0- 1	0- 0				

RPI 1-25				RPI 26-50				RPI 51-100				RPI 101+ Team's RPI: 106			
RPI	S	Opponent	Score	RPI	S	Opponent	Score	RPI	S	Opponent	Score	RPI	S	Opponent	Score
4	A	Oregon St.	57 81	33	H	Arizona St.	52 71	52	A	California	64 59	103	A	Washington St.	56 67
4	H	Oregon St.	49 54	34	A	Oregon	66 71	52	H	California	53 65	103	H	Washington St.	70 58
8	A	Stanford	51 64	34	H	Oregon	76 66	77	A	Utah	53 58	103	N	Washington St.	78 79
8	H	Stanford	70 84	49	H	Colorado St.	74 56	77	H	Utah	54 49	121	A	Northern Colo.	83 62
9	A	UCLA	74 87					87	H	Wyoming	75 82	133	H	Arizona	65 56
10	A	Washington	46 79					90	A	Southern California	54 79	169	H	Idaho St.	85 56
10	H	Washington	75 79					99	H	SMU	67 50	298	A	North Dakota St.	76 59
14	H	Kentucky	79 69									309	A	Mississippi Val.	76 64
LAST 12 Division I GAMES:															
103	N	Washington St.	78 79	8	A	Stanford	51 64								
103	A	Washington St.	56 67	10	H	Washington	75 79								
10	A	Washington	46 79	103	H	Washington St.	70 58								
34	H	Oregon	76 66	77	A	Utah	53 58								
4	H	Oregon St.	49 54	77	H	Utah	54 49								
52	A	California	64 59	4	A	Oregon St.	57 81								

Non-Div I Games:

Colorado

Loss, Non-Conf, S Site, H Home A Away N Neutral

Average RPI Win:	198	WON-LOST	WINNING	LAST 10	STRENGTH OF	OPP. STRENGTH	TEAM	ADJ.	CONF.	ADJ CONF.
Average RPI Loss:	96	RECORD	PCT. RANK	GAMES	SCHEDULE	OF SCHEDULE	RPI	RPI	RPI	RPI
DIV. I ONLY	21- 7	42	8- 2	146	112	49	49	13	13	
DIV. I NON-CONF.	6- 4	127	0- 0	250	55	140	140	15	15	
TOTALS	RPI 1-25	RPI 26-50	W-L RECORDS	RPI 51-100	RPI 101-150	RPI 150+				
21- 7	0- 2	0- 0	OVERALL	4- 2	3- 1	14- 2				
13- 1	0- 0	0- 0	HOME	2- 1	2- 0	9- 0				
8- 6	0- 1	0- 0	AWAY	2- 0	1- 1	5- 1				
0- 0	0- 0	0- 0	NEUTRAL	0- 0	0- 0	0- 0				
6- 4	0- 2	0- 0	NON-CONFERENCE	0- 0	1- 1	5- 1				
5- 0	0- 0	0- 0	HOME	0- 0	1- 0	4- 0				
1- 4	0- 2	0- 0	AWAY	0- 0	0- 1	1- 1				
0- 0	0- 0	0- 0	NEUTRAL	0- 0	0- 0	0- 0				
15- 3	0- 0	0- 0	CONFERENCE	4- 2	2- 0	9- 1				
8- 1	0- 0	0- 0	HOME	2- 1	1- 0	5- 0				
7- 2	0- 0	0- 0	AWAY	2- 1	1- 0	4- 1				
0- 0	0- 0	0- 0	NEUTRAL	0- 0	0- 0	0- 0				

RPI 1-25				RPI 26-50				Team's RPI: 49				RPI 51-100				RPI 101+			
RPI	S	Opponent	Score	RPI	S	Opponent	Score	RPI	S	Opponent	Score	RPI	S	Opponent	Score	RPI	S	Opponent	Score
10	A	Washington	68 101									66	A	Boise St.	60 53	106	A	Colorado	56 74
20	A	Oklahoma	55 70									66	H	Boise St.	45 51	121	H	Northern Colo.	58 47
												87	A	Wyoming	49 56	147	A	New Mexico	78 63
												87	H	Wyoming	61 54	147	H	New Mexico	58 55
												92	A	UNLV	57 37	154	H	Omaha	69 42
												92	H	UNLV	44 41	176	A	Fresno St.	66 64
																176	H	Fresno St.	73 56
																186	A	Utah St.	48 55
																186	H	Utah St.	74 43
																197	A	Nebraska	59 62
																206	A	San Jose St.	68 56
																206	H	San Jose St.	70 67
																213	H	Seattle U	66 62
																259	A	San Diego St.	80 46
																259	H	San Diego St.	60 43
																281	H	Nevada	64 51
																306	H	Denver	76 49
																321	A	Air Force	72 35
																325	A	Montana	63 49
																329	H	Southeastern La.	77 31
LAST 12 Division I GAMES:																			
281	H	Nevada	64 51	186	A	Utah St.	48 55												
87	A	Wyoming	49 56	92	H	UNLV	44 41												
259	A	San Diego St.	80 46	66	A	Boise St.	60 53												
147	H	New Mexico	58 55	259	H	San Diego St.	60 43												
87	H	Wyoming	61 54	206	A	San Jose St.	68 56												
176	A	Fresno St.	66 64	186	H	Utah St.	74 43												

Non-Div I Games: N.M. Highlands 96 31 Adams St. 76 29

Colorado St.

Loss, Non-Conf, S Site, H Home A Away N Neutral

Average RPI Win: <b>255</b>	WON-LOST	WINNING	LAST 10	STRENGTH OF	OPP. STRENGTH	TEAM	ADJ.	CONF.	ADJ CONF.
Average RPI Loss: <b>122</b>	RECORD	PCT. RANK	GAMES	SCHEDULE	OF SCHEDULE	RPI	RPI	RPI	RPI
DIV. I ONLY	<b>13- 14</b>	<b>183</b>	<b>2- 8</b>	<b>233</b>	<b>196</b>	<b>195</b>	<b>195</b>	<b>8</b>	<b>8</b>
DIV. I NON-CONF.	<b>10- 3</b>	<b>54</b>	<b>0- 0</b>	<b>339</b>	<b>344</b>	<b>176</b>	<b>176</b>	<b>9</b>	<b>9</b>
TOTALS	RPI 1-25	RPI 26-50	W-L RECORDS	RPI 51-100	RPI 101-150	RPI 150+			
13- 14	0- 0	0- 2	OVERALL	0- 2	1- 8	12- 2			
5- 7	0- 0	0- 1	HOME	0- 1	0- 4	5- 1			
8- 7	0- 0	0- 1	AWAY	0- 1	1- 4	7- 1			
0- 0	0- 0	0- 0	NEUTRAL	0- 0	0- 0	0- 0			
10- 3	0- 0	0- 0	NON-CONFERENCE	0- 0	0- 1	10- 2			
4- 1	0- 0	0- 0	HOME	0- 0	0- 0	4- 1			
6- 2	0- 0	0- 0	AWAY	0- 0	0- 1	6- 1			
0- 0	0- 0	0- 0	NEUTRAL	0- 0	0- 0	0- 0			
3- 11	0- 0	0- 2	CONFERENCE	0- 2	1- 7	2- 0			
1- 6	0- 0	0- 1	HOME	0- 1	0- 4	1- 0			
2- 5	0- 0	0- 1	AWAY	0- 1	1- 3	1- 0			
0- 0	0- 0	0- 0	NEUTRAL	0- 0	0- 0	0- 0			

RPI 1-25				RPI 26-50				RPI 51-100				RPI 101+				Team's RPI: 195	
RPI	S	Opponent	Score	RPI	S	Opponent	Score	RPI	S	Opponent	Score	RPI	S	Opponent	Score		
				43	A	Harvard	68 70	61	A	Penn	59 68	113	A	Princeton	54 78		
				43	H	Harvard	55 58	61	H	Penn	54 64	113	H	Princeton	52 62		
												123	A	Long Beach St.	60 73		
												126	A	Cornell	70 77		
												126	H	Cornell	55 69		
												134	A	Yale	72 68		
												134	H	Yale	47 55		
												149	A	Brown	60 69		
												149	H	Brown	59 76		
												192	H	Providence	66 64		
												208	H	UMBC	56 67		
												210	A	Binghamton	75 65		
												215	A	Dartmouth	91 88		
												215	H	Dartmouth	69 48		
												226	A	Saint Francis (PA)	84 77		
												235	A	Richmond	65 58		
												261	A	Stony Brook	53 55		
												271	A	Loyola Maryland	65 53		
												275	H	Colgate	75 67		
												320	A	NJIT	65 51		
												336	H	LIU Brooklyn	66 57		
												343	H	UMass Lowell	76 57		
												346	A	Cal St. Fullerton	61 46		
LAST 12 Division I GAMES:																	
				134	H	Yale	47 55	113	H	Princeton	52 62						
				149	H	Brown	59 76	61	H	Penn	54 64						
				61	A	Penn	59 68	149	A	Brown	60 69						
				113	A	Princeton	54 78	134	A	Yale	72 68						
				215	H	Dartmouth	69 48	43	A	Harvard	68 70						
				43	H	Harvard	55 58	215	A	Dartmouth	91 88						

Non-Div I Games:

Columbia

Loss, Non-Conf, S Site, Home Away N Neutral

Average RPI Win:	321	WON-LOST	WINNING	LAST 10	STRENGTH OF	OPP. STRENGTH	TEAM	ADJ.	CONF.	ADJ CONF.
Average RPI Loss:	165	RECORD	PCT. RANK	GAMES	SCHEDULE	OF SCHEDULE	RPI	RPI	RPI	RPI
DIV. I ONLY	8- 20	287	5- 5	256	311	286	286	32	32	
DIV. I NON-CONF.	0- 12	335	0- 0	63	72	300	300	31	31	
TOTALS	RPI 1-25	RPI 26-50	W-L RECORDS	RPI 51-100	RPI 101-150	RPI 150+				
8- 20	0- 1	0- 2	OVERALL	0- 3	0- 2	8- 12				
4- 5	0- 0	0- 0	HOME	0- 1	0- 0	4- 4				
4- 14	0- 1	0- 2	AWAY	0- 2	0- 2	4- 7				
0- 1	0- 0	0- 0	NEUTRAL	0- 0	0- 0	0- 1				
0- 12	0- 1	0- 2	NON-CONFERENCE	0- 3	0- 2	0- 4				
0- 1	0- 0	0- 0	HOME	0- 1	0- 0	0- 0				
0- 10	0- 1	0- 2	AWAY	0- 2	0- 2	0- 3				
0- 1	0- 0	0- 0	NEUTRAL	0- 0	0- 0	0- 1				
8- 8	0- 0	0- 0	CONFERENCE	0- 0	0- 0	8- 8				
4- 4	0- 0	0- 0	HOME	0- 0	0- 0	4- 4				
4- 4	0- 0	0- 0	AWAY	0- 0	0- 0	4- 4				
0- 0	0- 0	0- 0	NEUTRAL	0- 0	0- 0	0- 0				

RPI 1-25				RPI 26-50				RPI 51-100				RPI 101+				Team's RPI: 286	
RPI	S	Opponent	Score	RPI	S	Opponent	Score	RPI	S	Opponent	Score	RPI	S	Opponent	Score		
15	A	Miami (FL)	35 75	29	A	Syracuse	30 76	51	A	Virginia	40 103	118	A	North Carolina	55 90		
				50	A	George Washington	46 77	53	A	West Virginia	39 69	143	A	VCU	44 73		
								100	H	SFA	57 72	171	A	Hampton	54 78		
												171	H	Hampton	61 65		
												177	A	Bethune-Cookman	52 71		
												177	H	Bethune-Cookman	56 76		
												199	A	Towson	65 69		
												203	N	ETSU	58 70		
												208	A	UMBC	63 73		
												216	A	Howard	58 66		
												267	A	UMES	55 49		
												272	H	Norfolk St.	45 49		
												291	A	Mt. St. Mary's	48 54		
												296	H	N.C. A&T	65 57		
												303	A	Savannah St.	59 47		
												328	A	Morgan St.	42 71		
												328	H	Morgan St.	61 45		
												331	A	Florida A&M	70 62		
												334	H	N.C. Central	46 58		
												347	H	Delaware St.	77 64		
												348	A	South Carolina St.	66 63		
												348	H	South Carolina St.	70 54		
LAST 12 Division I GAMES:																	
				171	H	Hampton	61 65					334	H	N.C. Central	46 58		
				328	A	Morgan St.	42 71					267	A	UMES	55 49		
				303	A	Savannah St.	59 47					171	A	Hampton	54 78		
				348	A	South Carolina St.	66 63					328	H	Morgan St.	61 45		
				347	H	Delaware St.	77 64					272	H	Norfolk St.	45 49		
				177	H	Bethune-Cookman	56 76					216	A	Howard	58 66		

Non-Div I Games:

Coppin St.

■ Loss, 
 ■ Non-Conf, 
 ■ S Site, 
 ■ Home 
 ■ A Away 
 N Neutral

Average RPI Win: <b>201</b>	WON-LOST	WINNING	LAST 10	STRENGTH OF	OPP. STRENGTH	TEAM	ADJ.	CONF.	ADJ CONF.
Average RPI Loss: <b>135</b>	RECORD	PCT. RANK	GAMES	SCHEDULE	OF SCHEDULE	RPI	RPI	RPI	RPI
DIV. I ONLY	<b>16- 11</b>	<b>119</b>	<b>5- 5</b>	<b>134</b>	<b>189</b>	<b>126</b>	<b>126</b>	<b>8</b>	<b>8</b>
DIV. I NON-CONF.	<b>9- 4</b>	<b>85</b>	<b>0- 0</b>	<b>277</b>	<b>322</b>	<b>134</b>	<b>134</b>	<b>9</b>	<b>9</b>
TOTALS	RPI 1-25	RPI 26-50	W-L RECORDS	RPI 51-100	RPI 101-150	RPI 150+			
16- 11	0- 0	1- 1	OVERALL	1- 3	3- 3	11- 4			
8- 4	0- 0	1- 0	HOME	1- 2	1- 2	5- 0			
8- 7	0- 0	0- 1	AWAY	0- 1	2- 1	6- 4			
0- 0	0- 0	0- 0	NEUTRAL	0- 0	0- 0	0- 0			
9- 4	0- 0	0- 0	NON-CONFERENCE	1- 1	0- 0	8- 3			
4- 1	0- 0	0- 0	HOME	1- 1	0- 0	3- 0			
5- 3	0- 0	0- 0	AWAY	0- 0	0- 0	5- 3			
0- 0	0- 0	0- 0	NEUTRAL	0- 0	0- 0	0- 0			
7- 7	0- 0	1- 1	CONFERENCE	0- 2	3- 3	3- 1			
4- 3	0- 0	1- 0	HOME	0- 1	1- 2	2- 0			
3- 4	0- 0	0- 1	AWAY	0- 1	2- 1	1- 1			
0- 0	0- 0	0- 0	NEUTRAL	0- 0	0- 0	0- 0			

RPI 1-25				RPI 26-50				RPI 51-100				RPI 101+				Team's RPI: 126	
RPI	S	Opponent	Score	RPI	S	Opponent	Score	RPI	S	Opponent	Score	RPI	S	Opponent	Score		
				43	A	Harvard	59 62	61	A	Penn	34 47	113	A	Princeton	55 44		
				43	H	Harvard	57 52	61	H	Penn	55 61	113	H	Princeton	54 58		
								67	H	New Hampshire	61 56	134	A	Yale	76 63		
								80	H	Drexel	53 63	134	H	Yale	59 49		
												149	A	Brown	67 72		
												149	H	Brown	46 67		
												157	A	Pittsburgh	44 56		
												195	A	Columbia	69 55		
												195	H	Columbia	77 70		
												199	A	Towson	63 68		
												210	A	Binghamton	54 51		
												215	A	Dartmouth	74 84		
												215	H	Dartmouth	72 57		
												216	H	Howard	67 55		
												226	A	Saint Francis (PA)	78 72		
												253	H	Canisius	60 43		
												261	A	Stony Brook	65 66		
												271	H	Loyola Maryland	58 50		
												275	A	Colgate	70 57		
												317	A	Youngstown St.	80 75		
												347	A	Delaware St.	72 51		
LAST 12 Division I GAMES:																	
				149	H	Brown	46 67	61	H	Penn	55 61						
				134	H	Yale	59 49	113	H	Princeton	54 58						
				113	A	Princeton	55 44	134	A	Yale	76 63						
				61	A	Penn	34 47	149	A	Brown	67 72						
				43	H	Harvard	57 52	215	A	Dartmouth	74 84						
				215	H	Dartmouth	72 57	43	A	Harvard	59 62						

Non-Div I Games:

Cornell



Average RPI Win:	135	WON-LOST	WINNING	LAST 10	STRENGTH OF	OPP. STRENGTH	TEAM	ADJ.	CONF.	ADJ CONF.
Average RPI Loss:	53	RECORD	PCT. RANK	GAMES	SCHEDULE	OF SCHEDULE	RPI	RPI	RPI	RPI
DIV. I ONLY	22- 6	28	9- 1	55	61	19	19	7	7	
DIV. I NON-CONF.	6- 4	127	0- 0	60	20	59	59	7	7	
TOTALS	RPI 1-25	RPI 26-50	W-L RECORDS	RPI 51-100	RPI 101-150	RPI 150+				
22- 6	0- 3	4- 2	OVERALL	6- 0	0- 0	12- 1				
12- 1	0- 1	2- 0	HOME	3- 0	0- 0	7- 0				
9- 4	0- 1	1- 2	AWAY	3- 0	0- 0	5- 1				
1- 1	0- 1	1- 0	NEUTRAL	0- 0	0- 0	0- 0				
6- 4	0- 1	2- 2	NON-CONFERENCE	0- 0	0- 0	4- 1				
4- 0	0- 0	1- 0	HOME	0- 0	0- 0	3- 0				
1- 3	0- 0	0- 2	AWAY	0- 0	0- 0	1- 1				
1- 1	0- 1	1- 0	NEUTRAL	0- 0	0- 0	0- 0				
16- 2	0- 2	2- 0	CONFERENCE	6- 0	0- 0	8- 0				
8- 1	0- 1	1- 0	HOME	3- 0	0- 0	4- 0				
8- 1	0- 1	1- 0	AWAY	3- 0	0- 0	4- 0				
0- 0	0- 0	0- 0	NEUTRAL	0- 0	0- 0	0- 0				

RPI 1-25				Team's RPI: 19		RPI 26-50				RPI 51-100				RPI 101+			
RPI	S	Opponent	Score	RPI	S	Opponent	Score	RPI	S	Opponent	Score	RPI	S	Opponent	Score		
16	A	DePaul	65 79	26	H	Drake	80 77	54	A	Villanova	47 44	154	H	Omaha	82 45		
16	H	DePaul	56 60	31	A	South Dakota St.	56 63	54	H	Villanova	60 46	184	A	Wichita St.	54 62		
24	N	Missouri	63 72	32	A	Marquette	83 63	64	A	Georgetown	67 59	185	H	Kansas	69 49		
				32	H	Marquette	80 77	64	H	Georgetown	70 68	192	A	Providence	58 51		
				36	N	Dayton	56 53	69	A	St. John's (NY)	55 43	192	H	Providence	88 57		
				47	A	UNI	49 50	69	H	St. John's (NY)	67 60	197	H	Nebraska	80 64		

Non-Div I Games:

Creighton

■ Loss, 
 ■ Non-Conf, 
 S Site, 
 ■ Home 
 ■ Away 
 N Neutral

Average RPI Win:	208	WON-LOST	WINNING	LAST 10	STRENGTH OF	OPP. STRENGTH	TEAM	ADJ.	CONF.	ADJ CONF.
Average RPI Loss:	134	RECORD	PCT. RANK	GAMES	SCHEDULE	OF SCHEDULE	RPI	RPI	RPI	RPI
DIV. I ONLY	8- 19	282	2- 8	82	177	215	215	8	8	
DIV. I NON-CONF.	5- 8	218	0- 0	207	299	222	222	9	9	
TOTALS	RPI 1-25	RPI 26-50	W-L RECORDS	RPI 51-100	RPI 101-150	RPI 150+				
8- 19	0- 0	0- 2	OVERALL	0- 3	4- 8	4- 6				
5- 7	0- 0	0- 1	HOME	0- 1	3- 2	2- 3				
3- 12	0- 0	0- 1	AWAY	0- 2	1- 6	2- 3				
0- 0	0- 0	0- 0	NEUTRAL	0- 0	0- 0	0- 0				
5- 8	0- 0	0- 0	NON-CONFERENCE	0- 1	1- 3	4- 4				
3- 2	0- 0	0- 0	HOME	0- 0	1- 0	2- 2				
2- 6	0- 0	0- 0	AWAY	0- 1	0- 3	2- 2				
0- 0	0- 0	0- 0	NEUTRAL	0- 0	0- 0	0- 0				
3- 11	0- 0	0- 2	CONFERENCE	0- 2	3- 5	0- 2				
2- 5	0- 0	0- 1	HOME	0- 1	2- 2	0- 1				
1- 6	0- 0	0- 1	AWAY	0- 1	1- 3	0- 1				
0- 0	0- 0	0- 0	NEUTRAL	0- 0	0- 0	0- 0				

RPI S	Opponent	Score	RPI S	Opponent	Score	RPI S	Opponent	Score	RPI S	Opponent	Score	Team's RPI: 215
43	A Harvard	65 70	43	H Harvard	61 70	61	A Penn	38 68	113	A Princeton	55 85	
						61	H Penn	47 60	113	H Princeton	58 56	
						67	A New Hampshire	47 64	124	H Albany (NY)	69 61	
									126	A Cornell	57 72	
									126	H Cornell	84 74	
									129	A William & Mary	50 63	
									132	A Old Dominion	56 82	
									134	A Yale	44 58	
									134	H Yale	50 57	
									137	A Maine	55 60	
									149	A Brown	92 88	
									149	H Brown	62 65	
									156	H Army West Point	60 68	
									175	A Boston College	53 65	
									195	A Columbia	48 69	
									195	H Columbia	88 91	
									218	A Boston U.	61 49	
									230	H Marist	61 66	
									273	A Vermont	54 59	
									301	A Rhode Island	62 52	
									316	H Central Conn. St.	61 51	
									319	H Holy Cross	53 49	
LAST 12 Division I GAMES:												
113	H Princeton	58 56	149	H Brown	62 65							
61	H Penn	47 60	134	H Yale	50 57							
134	A Yale	44 58	61	A Penn	38 68							
149	A Brown	92 88	113	A Princeton	55 85							
195	A Columbia	48 69	126	H Cornell	84 74							
126	A Cornell	57 72	195	H Columbia	88 91							

Non-Div I Games:

Dartmouth

■ Loss, 
■ Non-Conf, 
S Site, 
H Home 
A Away 
N Neutral

## Davidson

Through Games Of March 4, 2017

Average RPI Win: <b>234</b>	WON-LOST	WINNING	LAST 10	STRENGTH OF	OPP. STRENGTH	TEAM	ADJ.	CONF.	ADJ CONF.
Average RPI Loss: <b>141</b>	RECORD	PCT. RANK	GAMES	SCHEDULE	OF SCHEDULE	RPI	RPI	RPI	RPI
DIV. I ONLY	6- 23	316	3- 7	86	191	278	278	12	12
DIV. I NON-CONF.	2- 10	305	0- 0	43	296	263	263	12	12
TOTALS	RPI 1-25	RPI 26-50	W-L RECORDS	RPI 51-100	RPI 101-150	RPI 150+			
6- 23	0- 0	0- 3	OVERALL	0- 3	1- 8	5- 9			
5- 9	0- 0	0- 1	HOME	0- 2	1- 2	4- 4			
1- 12	0- 0	0- 2	AWAY	0- 0	0- 6	1- 4			
0- 2	0- 0	0- 0	NEUTRAL	0- 1	0- 0	0- 1			
2- 10	0- 0	0- 1	NON-CONFERENCE	0- 2	0- 3	2- 4			
2- 4	0- 0	0- 0	HOME	0- 1	0- 2	2- 1			
0- 4	0- 0	0- 1	AWAY	0- 0	0- 1	0- 2			
0- 2	0- 0	0- 0	NEUTRAL	0- 1	0- 0	0- 1			
4- 13	0- 0	0- 2	CONFERENCE	0- 1	1- 5	3- 5			
3- 5	0- 0	0- 1	HOME	0- 1	1- 0	2- 3			
1- 8	0- 0	0- 1	AWAY	0- 0	0- 5	1- 2			
0- 0	0- 0	0- 0	NEUTRAL	0- 0	0- 0	0- 0			

RPI 1-25			RPI 26-50			RPI 51-100			RPI 101+			Team's RPI: 278			
RPI	S	Opponent	Score	RPI	S	Opponent	Score	RPI	S	Opponent	Score	RPI	S	Opponent	Score
				36	H	Dayton	52 68	59	N	Toledo	41 76	102	H	UCF	38 57
				42	A	Michigan St.	34 70	89	H	Mercer	60 67	108	A	Saint Joseph's	54 69
				50	A	George Washington	62 76	95	H	Saint Louis	69 106	112	A	Charlotte	79 93
												119	A	Duquesne	51 73
												122	A	Fordham	54 62
												122	A	Fordham	72 85
												122	H	Fordham	52 51
												127	H	Radford	40 44
												143	A	VCU	47 54
												167	H	La Salle	58 65
												169	N	Idaho St.	58 70
												172	A	Western Mich.	63 76
												193	A	George Mason	55 59
												193	H	George Mason	58 54
												203	A	ETSU	56 76
												221	H	High Point	82 72
												224	H	UNCW	58 67
												235	H	Richmond	52 61
												248	A	St. Bonaventure	51 70
												257	H	Furman	71 61
												301	H	Rhode Island	74 64
												308	A	Massachusetts	63 59
												308	H	Massachusetts	60 61
				LAST 12 Division I GAMES:											
				122	A	Fordham	54 62	308	A	Massachusetts	63 59				
				143	A	VCU	47 54	36	H	Dayton	52 68				
				108	A	Saint Joseph's	54 69	235	H	Richmond	52 61				
				122	H	Fordham	52 51	248	A	St. Bonaventure	51 70				
				301	H	Rhode Island	74 64	167	H	La Salle	58 65				
				193	A	George Mason	55 59	193	H	George Mason	58 54				

Non-Div I Games:

Davidson

■ Loss, 
 ■ Non-Conf, 
 ■ S Site, 
 ■ H Home 
 ■ A Away 
 N Neutral

Average RPI Win: <b>170</b>	WON-LOST	WINNING	LAST 10	STRENGTH OF	OPP. STRENGTH	TEAM	ADJ.	CONF.	ADJ CONF.
Average RPI Loss: <b>63</b>	RECORD	PCT. RANK	GAMES	SCHEDULE	OF SCHEDULE	RPI	RPI	RPI	RPI
DIV. I ONLY	21- 9	69	8- 2	51	91	36	36	12	12
DIV. I NON-CONF.	6- 6	165	0- 0	29	12	76	76	12	12
TOTALS	RPI 1-25	RPI 26-50	W-L RECORDS	RPI 51-100	RPI 101-150	RPI 150+			
21- 9	1- 2	1- 2	OVERALL	3- 3	7- 1	9- 1			
8- 3	0- 0	1- 1	HOME	1- 1	2- 0	4- 1			
8- 4	0- 1	0- 1	AWAY	1- 1	3- 1	4- 0			
5- 2	1- 1	0- 0	NEUTRAL	1- 1	2- 0	1- 0			
6- 6	1- 2	0- 1	NON-CONFERENCE	0- 3	2- 0	3- 0			
1- 2	0- 0	0- 1	HOME	0- 1	0- 0	1- 0			
2- 2	0- 1	0- 0	AWAY	0- 1	1- 0	1- 0			
3- 2	1- 1	0- 0	NEUTRAL	0- 1	1- 0	1- 0			
15- 3	0- 0	1- 1	CONFERENCE	3- 0	5- 1	6- 1			
7- 1	0- 0	1- 0	HOME	1- 0	2- 0	3- 1			
6- 2	0- 0	0- 1	AWAY	1- 0	2- 1	3- 0			
2- 0	0- 0	0- 0	NEUTRAL	1- 0	1- 0	0- 0			

RPI 1-25				RPI 26-50				Team's RPI: 36				RPI 51-100				RPI 101+			
RPI	S	Opponent	Score	RPI	S	Opponent	Score	RPI	S	Opponent	Score	RPI	S	Opponent	Score	RPI	S	Opponent	Score
1	A	UConn	65 98	40	H	Quinnipiac	60 63	51	A	Virginia	56 66	108	H	Saint Joseph's	64 59				
19	N	Creighton	53 56	50	A	George Washington	39 52	58	N	Georgia Tech	68 81	113	A	Princeton	62 56				
23	N	Texas A&M	74 57	50	H	George Washington	50 48	59	H	Toledo	72 76	119	A	Duquesne	75 64				
								95	A	Saint Louis	78 67	119	H	Duquesne	66 47				
								95	H	Saint Louis	68 62	122	A	Fordham	52 66				
								95	N	Saint Louis	75 65	132	N	Old Dominion	77 69				
												143	A	VCU	68 48				
												143	N	VCU	77 61				
												167	H	La Salle	51 54				
												193	A	George Mason	60 48				
												212	A	Wisconsin	83 64				
												229	N	Liberty	82 53				
												235	H	Richmond	55 39				
												248	A	St. Bonaventure	62 60				
												278	A	Davidson	68 52				
												301	H	Rhode Island	81 51				
												308	H	Massachusetts	77 65				
												328	H	Morgan St.	61 42				
LAST 12 Division I GAMES:																			
		95	N	Saint Louis			75	65			235	H	Richmond			55	39		
		143	N	VCU			77	61			143	A	VCU			68	48		
		95	H	Saint Louis			68	62			278	A	Davidson			68	52		
		122	A	Fordham			52	66			301	H	Rhode Island			81	51		
		119	H	Duquesne			66	47			193	A	George Mason			60	48		
		50	A	George Washington			39	52			108	H	Saint Joseph's			64	59		

Non-Div I Games:

Dayton

Average RPI Win: <b>144</b>	WON-LOST	WINNING	LAST 10	STRENGTH OF	OPP. STRENGTH	TEAM	ADJ.	CONF.	ADJ CONF.
Average RPI Loss: <b>15</b>	RECORD	PCT. RANK	GAMES	SCHEDULE	OF SCHEDULE	RPI	RPI	RPI	RPI
DIV. I ONLY	<b>24- 6</b>	<b>22</b>	<b>8- 2</b>	<b>35</b>	<b>60</b>	<b>16</b>	<b>16</b>	<b>7</b>	<b>7</b>
DIV. I NON-CONF.	<b>8- 4</b>	<b>97</b>	<b>0- 0</b>	<b>13</b>	<b>15</b>	<b>29</b>	<b>29</b>	<b>7</b>	<b>7</b>
TOTALS	RPI 1-25	RPI 26-50	W-L RECORDS	RPI 51-100	RPI 101-150	RPI 150+			
24- 6	2- 4	2- 2	OVERALL	7- 0	0- 0	13- 0			
13- 2	1- 1	0- 1	HOME	4- 0	0- 0	8- 0			
9- 3	1- 2	0- 1	AWAY	3- 0	0- 0	5- 0			
2- 1	0- 1	2- 0	NEUTRAL	0- 0	0- 0	0- 0			
8- 4	0- 4	2- 0	NON-CONFERENCE	1- 0	0- 0	5- 0			
5- 1	0- 1	0- 0	HOME	1- 0	0- 0	4- 0			
1- 2	0- 2	0- 0	AWAY	0- 0	0- 0	1- 0			
2- 1	0- 1	2- 0	NEUTRAL	0- 0	0- 0	0- 0			
16- 2	2- 0	0- 2	CONFERENCE	6- 0	0- 0	8- 0			
8- 1	1- 0	0- 1	HOME	3- 0	0- 0	4- 0			
8- 1	1- 0	0- 1	AWAY	3- 0	0- 0	4- 0			
0- 0	0- 0	0- 0	NEUTRAL	0- 0	0- 0	0- 0			

RPI	S	Opponent	Score	RPI	S	Opponent	Score	RPI	S	Opponent	Score	RPI	S	Opponent	Score
1	A	UConn	46 <b>91</b>	29	N	Syracuse	108 84	54	A	Villanova	80 50	173	H	UAB	90 80
2	H	Notre Dame	61 <b>75</b>	32	A	Marquette	81 <b>96</b>	54	H	Villanova	77 50	192	A	Providence	64 55
6	N	Baylor	72 <b>104</b>	32	H	Marquette	101 <b>102</b>	64	A	Georgetown	76 53	192	H	Providence	61 56
18	A	Temple	74 <b>84</b>	39	N	Western Ky.	77 69	64	H	Georgetown	79 70	198	A	Seton Hall	96 65
19	A	Creighton	60 56					68	H	Northwestern	89 66	198	H	Seton Hall	86 60
19	H	Creighton	79 65					69	A	St. John's (NY)	78 66	200	A	Xavier	70 43
								69	H	St. John's (NY)	54 51	200	H	Xavier	85 69
												220	H	UT Martin	100 68
												225	H	Appalachian St.	99 58
												260	A	Butler	92 62
												260	H	Butler	100 69
												269	H	Prairie View	94 62
												323	A	Loyola Chicago	107 46
LAST 12 Division I GAMES:															
64	H	Georgetown	79 70	69	H	St. John's (NY)	54 51	192	A	Providence	64 55	19	A	Creighton	60 56
54	H	Villanova	77 50	32	H	Marquette	101 <b>102</b>	200	H	Xavier	85 69	260	H	Butler	100 69
32	A	Marquette	81 <b>96</b>	260	A	Butler	92 62	269	H	Prairie View	94 62	323	A	Loyola Chicago	107 46
200	A	Xavier	70 43	198	H	Seton Hall	86 60								

Non-Div I Games:

DePaul

Delaware

Through Games Of March 4, 2017

Average RPI Win:	194	WON-LOST	WINNING	LAST 10	STRENGTH OF	OPP. STRENGTH	TEAM	ADJ.	CONF.	ADJ CONF.
Average RPI Loss:	90	RECORD	PCT. RANK	GAMES	SCHEDULE	OF SCHEDULE	RPI	RPI	RPI	RPI
DIV. I ONLY	16- 13	140	5- 5	83	117	135	135	9	9	
DIV. I NON-CONF.	6- 5	148	0- 0	100	256	164	164	8	8	
TOTALS	RPI 1-25	RPI 26-50	W-L RECORDS	RPI 51-100	RPI 101-150	RPI 150+				
16- 13	0- 0	0- 5	OVERALL	0- 3	3- 2	13- 3				
9- 7	0- 0	0- 2	HOME	0- 2	2- 1	7- 2				
7- 4	0- 0	0- 2	AWAY	0- 1	1- 1	6- 0				
0- 2	0- 0	0- 1	NEUTRAL	0- 0	0- 0	0- 1				
6- 5	0- 0	0- 1	NON-CONFERENCE	0- 1	1- 0	5- 3				
4- 3	0- 0	0- 0	HOME	0- 1	1- 0	3- 2				
2- 0	0- 0	0- 0	AWAY	0- 0	0- 0	2- 0				
0- 2	0- 0	0- 1	NEUTRAL	0- 0	0- 0	0- 1				
10- 8	0- 0	0- 4	CONFERENCE	0- 2	2- 2	8- 0				
5- 4	0- 0	0- 2	HOME	0- 1	1- 1	4- 0				
5- 4	0- 0	0- 2	AWAY	0- 1	1- 1	4- 0				
0- 0	0- 0	0- 0	NEUTRAL	0- 0	0- 0	0- 0				

RPI S	Opponent	Score	RPI S	Opponent	Score	RPI S	Opponent	Score	RPI S	Opponent	Score	Team's RPI: 135
27	A Elon	42 69	27	H Elon	48 57	64	H Georgetown	46 54	113	H Princeton	66 62	
41	A James Madison	42 77	41	A James Madison	51 66	80	A Drexel	49 53	129	A William & Mary	68 54	
42	N Michigan St.	64 81	42	H James Madison	51 66	80	H Drexel	44 54	129	H William & Mary	49 60	
									148	A Northeastern	41 50	
									148	H Northeastern	65 53	
									155	N Detroit Mercy	64 66	
									156	H Army West Point	47 61	
									183	H Hartford	66 67	
									188	A Hofstra	73 56	
									188	H Hofstra	56 45	
									189	H Robert Morris	67 65	
									190	A American	56 55	
									193	H George Mason	67 51	
									199	A Towson	73 67	
									199	H Towson	75 59	
									204	A Col. of Charleston	69 56	
									204	H Col. of Charleston	71 66	
									224	A UNCW	63 52	
									224	H UNCW	57 40	
									248	H St. Bonaventure	43 40	
									271	A Loyola Maryland	47 45	
LAST 12 Division I GAMES:												
199	H Towson	75 59	41	A James Madison	42 77							
204	A Col. of Charleston	69 56	80	H Drexel	44 54							
27	H Elon	48 57	224	H UNCW	57 40							
80	A Drexel	49 53	199	A Towson	73 67							
148	A Northeastern	41 50	129	A William & Mary	68 54							
188	H Hofstra	56 45	204	H Col. of Charleston	71 66							

Non-Div I Games:

Delaware

Loss, Non-Conf, S Site, H Home A Away N Neutral

Average RPI Win:	341	WON-LOST	WINNING	LAST 10	STRENGTH OF	OPP. STRENGTH	TEAM	ADJ.	CONF.	ADJ CONF.
Average RPI Loss:	235	RECORD	PCT. RANK	GAMES	SCHEDULE	OF SCHEDULE	RPI	RPI	RPI	RPI
DIV. I ONLY	3- 26	342	1- 9	344	329	347	347	32	32	
DIV. I NON-CONF.	1- 12	332	0- 0	285	251	336	336	31	31	
TOTALS	RPI 1-25	RPI 26-50	W-L RECORDS	RPI 51-100	RPI 101-150	RPI 150+				
3- 26	0- 0	0- 0	OVERALL	0- 2	0- 3	3- 21				
1- 10	0- 0	0- 0	HOME	0- 0	0- 1	1- 9				
2- 16	0- 0	0- 0	AWAY	0- 2	0- 2	2- 12				
0- 0	0- 0	0- 0	NEUTRAL	0- 0	0- 0	0- 0				
1- 12	0- 0	0- 0	NON-CONFERENCE	0- 2	0- 3	1- 7				
0- 3	0- 0	0- 0	HOME	0- 0	0- 1	0- 2				
1- 9	0- 0	0- 0	AWAY	0- 2	0- 2	1- 5				
0- 0	0- 0	0- 0	NEUTRAL	0- 0	0- 0	0- 0				
2- 14	0- 0	0- 0	CONFERENCE	0- 0	0- 0	2- 14				
1- 7	0- 0	0- 0	HOME	0- 0	0- 0	1- 7				
1- 7	0- 0	0- 0	AWAY	0- 0	0- 0	1- 7				
0- 0	0- 0	0- 0	NEUTRAL	0- 0	0- 0	0- 0				

RPI S	Opponent	Score	RPI S	Opponent	Score	RPI S	Opponent	Score	RPI S	Opponent	Score	Team's RPI: 347
						55	A Iowa St.	57 88	104	A Virginia Tech	48 88	
						80	A Drexel	44 69	126	H Cornell	51 72	
									129	A William & Mary	48 82	
									155	H Detroit Mercy	71 90	
									167	A La Salle	38 78	
									171	H Hampton	52 83	
									177	A Bethune-Cookman	58 72	
									188	A Hofstra	44 64	
									200	A Xavier	53 86	
									216	H Howard	76 93	
									267	H UMES	72 79	
									272	H Norfolk St.	74 82	
									286	A Coppin St.	64 77	
									296	A N.C. A&T	44 83	
									296	H N.C. A&T	60 68	
									303	A Savannah St.	57 64	
									305	A Lehigh	80 91	
									320	H NJIT	43 57	
									328	A Morgan St.	47 74	
									328	H Morgan St.	52 71	
									331	A Florida A&M	61 69	
									331	H Florida A&M	56 65	
									334	A N.C. Central	63 68	
									334	H N.C. Central	55 51	
									342	A Wagner	61 49	
									345	A Longwood	77 88	
LAST 12 Division I GAMES:												
216	H	Howard	76	93	177	A	Bethune-Cookman	58	72			
267	H	UMES	72	79	296	H	N.C. A&T	60	68			
328	H	Morgan St.	52	71	334	H	N.C. Central	55	51			
286	A	Coppin St.	64	77	331	H	Florida A&M	56	65			
328	A	Morgan St.	47	74	303	A	Savannah St.	57	64			
331	A	Florida A&M	61	69	348	A	South Carolina St.	72	70			

Non-Div I Games:

Delaware St.

■ Loss, 
 ■ Non-Conf, 
 ■ S Site, 
 ■ Home 
 ■ A Away 
 N Neutral

D  
e  
l  
a  
w  
a  
r  
e  
S  
t  
.

Delaware St.  
RPI S Opponent Score

Through Games Of March 4, 2017

RPI	S	Opponent	Score
348	A	South Carolina St.	72 70

D  
e  
l  
a  
w  
a  
r  
e  
S  
t  
.

Delaware St.



Average RPI Win: <b>293</b>	WON-LOST	WINNING	LAST 10	STRENGTH OF	OPP. STRENGTH	TEAM	ADJ.	CONF.	ADJ CONF.
Average RPI Loss: <b>138</b>	RECORD	PCT. RANK	GAMES	SCHEDULE	OF SCHEDULE	RPI	RPI	RPI	RPI
DIV. I ONLY	6- 24	319	2- 8	181	207	306	306	11	11
DIV. I NON-CONF.	3- 10	280	0- 0	282	307	329	329	10	10
TOTALS	RPI 1-25	RPI 26-50	W-L RECORDS	RPI 51-100	RPI 101-150	RPI 150+			
6- 24	0- 0	0- 4	OVERALL	0- 8	0- 2	6- 10			
4- 9	0- 0	0- 1	HOME	0- 3	0- 1	4- 4			
2- 13	0- 0	0- 2	AWAY	0- 1	0- 1	2- 2			
0- 2	0- 0	0- 1	NEUTRAL	0- 1	0- 0	0- 0			
3- 10	0- 0	0- 2	NON-CONFERENCE	0- 1	0- 2	3- 5			
3- 2	0- 0	0- 0	HOME	0- 0	0- 1	3- 1			
0- 7	0- 0	0- 1	AWAY	0- 1	0- 1	0- 4			
0- 1	0- 0	0- 1	NEUTRAL	0- 0	0- 0	0- 0			
3- 14	0- 0	0- 2	CONFERENCE	0- 7	0- 0	3- 5			
1- 7	0- 0	0- 1	HOME	0- 3	0- 0	1- 3			
2- 6	0- 0	0- 1	AWAY	0- 3	0- 0	2- 2			
0- 1	0- 0	0- 0	NEUTRAL	0- 1	0- 0	0- 0			

RPI S	Opponent	Score	RPI S	Opponent	Score	RPI S	Opponent	Score	RPI S	Opponent	Score	Team's RPI: 306
31	A South Dakota St.	54 78	31	H South Dakota St.	63 72	63	A South Dakota	64 70	121	A Northern Colo.	48 68	
47	N UNI	68 79	49	A Colorado St.	49 76	65	A IUPUI	49 71	148	H Northeastern	69 72	
						65	H IUPUI	45 67	152	A Oral Roberts	47 45	
						74	A Western Ill.	62 87	152	H Oral Roberts	57 70	
						74	H Western Ill.	68 80	154	A Omaha	78 100	
						74	N Western Ill.	39 82	154	H Omaha	73 82	
						87	A Wyoming	49 59	169	A Idaho St.	64 65	
									213	H Seattle U	72 75	
									246	A Grand Canyon	70 73	
									289	A Northern Ariz.	67 82	
									298	A North Dakota St.	58 67	
									298	H North Dakota St.	80 86	
									310	H Pepperdine	75 67	
									313	A Fort Wayne	78 72	
									313	H Fort Wayne	78 50	
									321	H Air Force	65 52	
									335	A Utah Valley	58 72	
									346	H Cal St. Fullerton	77 58	
LAST 12 Division I GAMES:												
74	N Western Ill.	39 82	65	H IUPUI	45 67							
154	A Omaha	78 100	313	H Fort Wayne	78 50							
31	A South Dakota St.	54 78	63	H South Dakota	44 53							
152	H Oral Roberts	57 70	152	A Oral Roberts	47 45							
298	A North Dakota St.	58 67	154	H Omaha	73 82							
74	H Western Ill.	68 80	31	H South Dakota St.	63 72							

Non-Div I Games:

Denver

Loss, Non-Conf, S Site, H Home A Away N Neutral

Detroit Mercy

Through Games Of March 4, 2017

Average RPI Win:	217	WON-LOST	WINNING	LAST 10	STRENGTH OF	OPP. STRENGTH	TEAM	ADJ.	CONF.	ADJ CONF.
Average RPI Loss:	166	RECORD	PCT. RANK	GAMES	SCHEDULE	OF SCHEDULE	RPI	RPI	RPI	RPI
DIV. I ONLY	16- 13	140	6- 4	232	195	155	155	19	19	
DIV. I NON-CONF.	4- 7	224	0- 0	271	114	232	232	21	21	
TOTALS	RPI 1-25	RPI 26-50	W-L RECORDS	RPI 51-100	RPI 101-150	RPI 150+				
16- 13	0- 0	1- 1	OVERALL	1- 2	4- 1	10- 9				
10- 2	0- 0	1- 0	HOME	1- 0	2- 0	6- 2				
5- 11	0- 0	0- 1	AWAY	0- 2	1- 1	4- 7				
1- 0	0- 0	0- 0	NEUTRAL	0- 0	1- 0	0- 0				
4- 7	0- 0	0- 0	NON-CONFERENCE	1- 2	1- 0	2- 5				
1- 2	0- 0	0- 0	HOME	1- 0	0- 0	0- 2				
2- 5	0- 0	0- 0	AWAY	0- 2	0- 0	2- 3				
1- 0	0- 0	0- 0	NEUTRAL	0- 0	1- 0	0- 0				
12- 6	0- 0	1- 1	CONFERENCE	0- 0	3- 1	8- 4				
9- 0	0- 0	1- 0	HOME	0- 0	2- 0	6- 0				
3- 6	0- 0	0- 1	AWAY	0- 0	1- 1	2- 4				
0- 0	0- 0	0- 0	NEUTRAL	0- 0	0- 0	0- 0				

RPI S	Opponent	Score	RPI S	Opponent	Score	RPI S	Opponent	Score	RPI S	Opponent	Score	Team's RPI: 155
28	A Green Bay	55 60	28	H Green Bay	76 72	59	A Toledo	66 72	135	N Delaware	66 64	
						70	A Minnesota	91 111	136	A Wright St.	69 77	
						93	H Kent St.	73 52	136	H Wright St.	85 80	
									146	A Oakland	80 71	
									146	H Oakland	71 61	
									153	A Milwaukee	69 81	
									153	H Milwaukee	77 63	
									158	A CSUN	67 76	
									166	A East Carolina	81 83	
									172	H Western Mich.	65 75	
									180	A Cleveland St.	50 75	
									180	H Cleveland St.	66 54	
									193	H George Mason	54 55	
									237	A Bradley	60 70	
									283	A Eastern Mich.	77 64	
									292	A Valparaiso	55 57	
									292	H Valparaiso	85 60	
									294	A Northern Ky.	55 53	
									294	H Northern Ky.	57 49	
									317	A Youngstown St.	83 67	
									317	H Youngstown St.	80 63	
									318	A Ill.-Chicago	62 63	
									318	H Ill.-Chicago	98 76	
									347	A Delaware St.	90 71	
LAST 12 Division I GAMES:												
317	A Youngstown St.	83 67	28	H Green Bay	76 72	153	H Milwaukee	77 63				
180	A Cleveland St.	50 75	294	A Northern Ky.	55 53	136	A Wright St.	69 77				
136	H Wright St.	85 80	180	H Cleveland St.	66 54	317	H Youngstown St.	80 63				
292	A Valparaiso	55 57										
318	A Ill.-Chicago	62 63										
146	H Oakland	71 61										

Non-Div I Games:

Detroit Mercy

Loss, Non-Conf, S Site, H Home A Away N Neutral

Drake

Through Games Of March 4, 2017

Average RPI Win:	187	WON-LOST	WINNING	LAST 10	STRENGTH OF	OPP. STRENGTH	TEAM	ADJ.	CONF.	ADJ CONF.
Average RPI Loss:	37	RECORD	PCT. RANK	GAMES	SCHEDULE	OF SCHEDULE	RPI	RPI	RPI	RPI
DIV. I ONLY	24- 4	10	10- 0	115	114	26	26	16	16	
DIV. I NON-CONF.	6- 4	127	0- 0	19	9	28	28	14	14	
TOTALS	RPI 1-25	RPI 26-50	W-L RECORDS	RPI 51-100	RPI 101-150	RPI 150+				
24- 4	0- 1	2- 2	OVERALL	3- 1	2- 0	17- 0				
12- 0	0- 0	1- 0	HOME	3- 0	0- 0	8- 0				
11- 3	0- 1	1- 1	AWAY	0- 1	1- 0	9- 0				
1- 1	0- 0	0- 1	NEUTRAL	0- 0	1- 0	0- 0				
6- 4	0- 1	0- 2	NON-CONFERENCE	3- 1	2- 0	1- 0				
3- 0	0- 0	0- 0	HOME	3- 0	0- 0	0- 0				
2- 3	0- 1	0- 1	AWAY	0- 1	1- 0	1- 0				
1- 1	0- 0	0- 1	NEUTRAL	0- 0	1- 0	0- 0				
18- 0	0- 0	2- 0	CONFERENCE	0- 0	0- 0	16- 0				
9- 0	0- 0	1- 0	HOME	0- 0	0- 0	8- 0				
9- 0	0- 0	1- 0	AWAY	0- 0	0- 0	8- 0				
0- 0	0- 0	0- 0	NEUTRAL	0- 0	0- 0	0- 0				

RPI 1-25				RPI 26-50				Team's RPI: 26	RPI 51-100				RPI 101+			
RPI	S	Opponent	Score	RPI	S	Opponent	Score		RPI	S	Opponent	Score	RPI	S	Opponent	Score
19	A	Creighton	77 80	28	A	Green Bay	48 71		55	A	Iowa St.	67 75	114	A	North Dakota	99 91
				46	N	Auburn	80 85		62	H	Iowa	81 76	139	N	Eastern Wash.	93 78
				47	A	UNI	88 79		87	H	Wyoming	63 50	151	A	Missouri St.	90 64
				47	H	UNI	70 57		91	H	Northern Ill.	95 86	151	H	Missouri St.	98 91
LAST 12 Division I GAMES:																
				184	H	Wichita St.	105 89		314	H	Illinois St.	101 49	165	A	Southern Ill.	71 60
				151	H	Missouri St.	98 91		240	A	Evansville	73 48	165	H	Southern Ill.	75 59
				47	H	UNI	70 57		165	A	Southern Ill.	71 60	184	A	Wichita St.	83 78
				323	A	Loyola Chicago	86 42		47	A	UNI	88 79	184	H	Wichita St.	105 89
				236	A	Indiana St.	64 45		236	H	Indiana St.	76 62	197	A	Nebraska	84 70
				237	H	Bradley	98 46		236	A	Indiana St.	64 45	236	H	Indiana St.	76 62
									237	A	Bradley	93 60	237	H	Bradley	98 46
									240	A	Evansville	73 48	240	A	Evansville	73 48
									240	H	Evansville	82 65	240	H	Evansville	82 65
									314	A	Illinois St.	87 36	314	A	Illinois St.	87 36
									314	H	Illinois St.	101 49	314	H	Illinois St.	101 49
									323	A	Loyola Chicago	86 42	323	A	Loyola Chicago	86 42
									323	H	Loyola Chicago	89 46	323	H	Loyola Chicago	89 46

Non-Div I Games: Clarke 118 43

Drake

Loss, Non-Conf, S Site, H Home A Away N Neutral

Average RPI Win: <b>185</b>	WON-LOST	WINNING	LAST 10	STRENGTH OF	OPP. STRENGTH	TEAM	ADJ.	CONF.	ADJ CONF.
Average RPI Loss: <b>93</b>	RECORD	PCT. RANK	GAMES	SCHEDULE	OF SCHEDULE	RPI	RPI	RPI	RPI
DIV. I ONLY	20- 9	71	6- 4	152	97	80	80	9	9
DIV. I NON-CONF.	9- 2	37	0- 0	240	176	68	68	8	8
TOTALS	RPI 1-25	RPI 26-50	W-L RECORDS	RPI 51-100	RPI 101-150	RPI 150+			
20- 9	0- 0	1- 4	OVERALL	1- 1	7- 2	11- 2			
12- 2	0- 0	1- 2	HOME	1- 0	4- 0	6- 0			
6- 7	0- 0	0- 2	AWAY	0- 1	3- 2	3- 2			
2- 0	0- 0	0- 0	NEUTRAL	0- 0	0- 0	2- 0			
9- 2	0- 0	1- 0	NON-CONFERENCE	1- 1	2- 1	5- 0			
5- 0	0- 0	1- 0	HOME	1- 0	1- 0	2- 0			
2- 2	0- 0	0- 0	AWAY	0- 1	1- 1	1- 0			
2- 0	0- 0	0- 0	NEUTRAL	0- 0	0- 0	2- 0			
11- 7	0- 0	0- 4	CONFERENCE	0- 0	5- 1	6- 2			
7- 2	0- 0	0- 2	HOME	0- 0	3- 0	4- 0			
4- 5	0- 0	0- 2	AWAY	0- 0	2- 1	2- 2			
0- 0	0- 0	0- 0	NEUTRAL	0- 0	0- 0	0- 0			

RPI S	Opponent	Score	RPI S	Opponent	Score	RPI S	Opponent	Score	RPI S	Opponent	Score
27	A Elon	65 <b>75</b>	27	H Elon	45 <b>48</b>	71	A Bucknell	66 <b>78</b>	108	H Saint Joseph's	60 49
29	H Syracuse	62 61	41	A James Madison	47 <b>54</b>	84	H Penn St.	83 60	110	A Vanderbilt	63 <b>73</b>
41	A James Madison	64 <b>74</b>	41	H James Madison	64 <b>74</b>				126	A Cornell	63 53
LAST 12 Division I GAMES:											
129	A William & Mary	65 <b>74</b>	129	H William & Mary	65 48				129	A William & Mary	65 <b>74</b>
188	A Hofstra	53 <b>58</b>	135	A Delaware	54 44				129	H William & Mary	65 48
41	H James Madison	64 <b>74</b>	204	A Col. of Charleston	75 <b>79</b>				135	A Delaware	54 44
135	H Delaware	53 49	148	H Northeastern	74 51				135	H Delaware	53 49
199	A Towson	80 65	41	A James Madison	47 <b>54</b>				148	A Northeastern	63 33
224	H UNCW	76 51	188	H Hofstra	65 43				148	H Northeastern	74 51
									188	A Hofstra	53 <b>58</b>
									188	H Hofstra	65 43
									193	N George Mason	82 71
									199	A Towson	80 65
									199	H Towson	58 48
									204	A Col. of Charleston	75 <b>79</b>
									204	H Col. of Charleston	70 57
									224	A UNCW	71 38
									224	H UNCW	76 51
									263	H Niagara	69 57
									302	A Lafayette	81 39
									308	N Massachusetts	65 47
									347	H Delaware St.	69 44

Non-Div I Games:

Drexel

■ Loss, 
 ■ Non-Conf, S Site, 
 ■ Home 
 ■ Away 
 N Neutral

Average RPI Win:	109	WON-LOST	WINNING	LAST 10	STRENGTH OF	OPP. STRENGTH	TEAM	ADJ.	CONF.	ADJ CONF.
Average RPI Loss:	41	RECORD	PCT. RANK	GAMES	SCHEDULE	OF SCHEDULE	RPI	RPI	RPI	RPI
DIV. I ONLY	27- 4	7	10- 0	33	14	7	7	3	3	
DIV. I NON-CONF.	12- 1	7	0- 0	101	32	10	10	4	4	
TOTALS	RPI 1-25	RPI 26-50	W-L RECORDS	RPI 51-100	RPI 101-150	RPI 150+				
27- 4	5- 2	3- 1	OVERALL	6- 0	6- 1	7- 0				
16- 0	4- 0	2- 0	HOME	3- 0	4- 0	3- 0				
9- 4	0- 2	0- 1	AWAY	3- 0	2- 1	4- 0				
2- 0	1- 0	1- 0	NEUTRAL	0- 0	0- 0	0- 0				
12- 1	2- 0	1- 0	NON-CONFERENCE	2- 0	2- 1	5- 0				
8- 0	2- 0	1- 0	HOME	2- 0	1- 0	2- 0				
4- 1	0- 0	0- 0	AWAY	0- 0	1- 1	3- 0				
0- 0	0- 0	0- 0	NEUTRAL	0- 0	0- 0	0- 0				
15- 3	3- 2	2- 1	CONFERENCE	4- 0	4- 0	2- 0				
8- 0	2- 0	1- 0	HOME	1- 0	3- 0	1- 0				
5- 3	0- 2	0- 1	AWAY	3- 0	1- 0	1- 0				
2- 0	1- 0	1- 0	NEUTRAL	0- 0	0- 0	0- 0				

RPI	S	Opponent	Score
2	A	Notre Dame	58 62
3	H	South Carolina	74 63
11	H	Louisville	58 55
13	A	Florida St.	45 69
14	H	Kentucky	69 54
15	H	Miami (FL)	83 70
15	N	Miami (FL)	57 52

RPI	S	Opponent	Score
27	H	Elon	68 61
29	H	Syracuse	72 55
29	N	Syracuse	68 46
37	A	North Carolina St.	52 55

RPI	S	Opponent	Score
51	A	Virginia	70 51
54	H	Villanova	68 50
58	A	Georgia Tech	75 68
61	H	Penn	68 55
88	A	Wake Forest	79 53
88	H	Wake Forest	71 43

RPI	S	Opponent	Score
104	H	Virginia Tech	84 59
110	A	Vanderbilt	73 77
111	H	Clemson	65 37
118	A	North Carolina	95 71
118	H	North Carolina	70 58
123	A	Long Beach St.	83 46
132	H	Old Dominion	92 64
157	H	Pittsburgh	62 48
175	A	Boston College	67 44
223	A	Rutgers	68 32
229	A	Liberty	98 38
246	H	Grand Canyon	90 47
310	A	Pepperdine	99 65
345	H	Longwood	105 48

## LAST 12 Division I GAMES:

15	N	Miami (FL)	57 52	29	H	Syracuse	72 55
29	N	Syracuse	68 46	51	A	Virginia	70 51
118	A	North Carolina	95 71	111	H	Clemson	65 37
15	H	Miami (FL)	83 70	88	H	Wake Forest	71 43
88	A	Wake Forest	79 53	2	A	Notre Dame	58 62
157	H	Pittsburgh	62 48	175	A	Boston College	67 44

Non-Div I Games:

Duke

■ Loss, 
 ■ Non-Conf, S Site, 
 ■ Home 
 ■ Away 
 N Neutral

RPI 1-25				RPI 26-50				RPI 51-100				RPI 101+				Team's RPI: 119	
RPI	S	Opponent	Score	RPI	S	Opponent	Score	RPI	S	Opponent	Score	RPI	S	Opponent	Score		
17	H	Maryland	57 77	36	A	Dayton	47 66	52	A	California	66 86	108	A	Saint Joseph's	58 60		
25	A	Ohio St.	69 89	36	H	Dayton	64 75	57	A	Ohio	46 64	108	N	Saint Joseph's	78 63		
				50	A	George Washington	73 63	69	A	St. John's (NY)	71 65	112	H	Charlotte	63 77		
				50	H	George Washington	40 75	94	H	Buffalo	69 71	122	A	Fordham	51 64		
				50	N	George Washington	62 58	95	H	Saint Louis	94 65	143	H	VCU	70 51		
												144	A	Iona	61 58		
												157	H	Pittsburgh	63 54		
												167	A	La Salle	76 68		
												193	H	George Mason	76 57		
												193	H	George Mason	66 55		
												235	H	Richmond	73 61		
												239	A	Akron	67 57		
												248	A	St. Bonaventure	56 69		
												248	H	St. Bonaventure	83 61		
												278	H	Davidson	73 51		
												279	N	Western Caro.	65 50		
												301	A	Rhode Island	69 71		
												302	H	Lafayette	67 52		
												305	H	Lehigh	63 49		
												308	A	Massachusetts	67 75		
LAST 12 Division I GAMES:																	
				108	N	Saint Joseph's	78 63	36	A	Dayton	47 66						
				50	N	George Washington	62 58	143	H	VCU	70 51						
				193	H	George Mason	66 55	193	H	George Mason	76 57						
				52	A	California	66 86	108	A	Saint Joseph's	58 60						
				248	H	St. Bonaventure	83 61	50	A	George Washington	73 63						
				301	A	Rhode Island	69 71	235	H	Richmond	73 61						

Duquesne

Page 78

Average RPI Win: <b>250</b>	WON-LOST	WINNING	LAST 10	STRENGTH OF	OPP. STRENGTH	TEAM	ADJ.	CONF.	ADJ CONF.
Average RPI Loss: <b>148</b>	RECORD	PCT. RANK	GAMES	SCHEDULE	OF SCHEDULE	RPI	RPI	RPI	RPI
DIV. I ONLY	<b>16- 14</b>	<b>159</b>	<b>5- 5</b>	<b>285</b>	<b>169</b>	<b>203</b>	<b>203</b>	<b>17</b>	<b>17</b>
DIV. I NON-CONF.	<b>8- 7</b>	<b>164</b>	<b>0- 0</b>	<b>308</b>	<b>172</b>	<b>234</b>	<b>234</b>	<b>20</b>	<b>20</b>
TOTALS	RPI 1-25	RPI 26-50	W-L RECORDS	RPI 51-100	RPI 101-150	RPI 150+			
16- 14	0- 1	0- 1	OVERALL	0- 4	1- 2	15- 6			
8- 7	0- 1	0- 1	HOME	0- 2	1- 1	7- 2			
7- 5	0- 0	0- 0	AWAY	0- 2	0- 0	7- 3			
1- 2	0- 0	0- 0	NEUTRAL	0- 0	0- 1	1- 1			
8- 7	0- 1	0- 1	NON-CONFERENCE	0- 0	1- 2	7- 3			
4- 4	0- 1	0- 1	HOME	0- 0	1- 1	3- 1			
3- 2	0- 0	0- 0	AWAY	0- 0	0- 0	3- 2			
1- 1	0- 0	0- 0	NEUTRAL	0- 0	0- 1	1- 0			
8- 7	0- 0	0- 0	CONFERENCE	0- 4	0- 0	8- 3			
4- 3	0- 0	0- 0	HOME	0- 2	0- 0	4- 1			
4- 3	0- 0	0- 0	AWAY	0- 2	0- 0	4- 1			
0- 1	0- 0	0- 0	NEUTRAL	0- 0	0- 0	0- 1			

RPI 1-25				RPI 26-50				RPI 51-100				RPI 101+ Team's RPI: 203			
RPI	S	Opponent	Score	RPI	S	Opponent	Score	RPI	S	Opponent	Score	RPI	S	Opponent	Score
22	H	Tennessee	58 <b>83</b>	27	H	Elon	51 <b>79</b>	78	A	Chattanooga	45 <b>60</b>	110	H	Vanderbilt	72 <b>80</b>
								78	H	Chattanooga	62 <b>70</b>	132	H	Old Dominion	70 60
								89	A	Mercer	55 <b>72</b>	137	N	Maine	48 <b>61</b>
								89	H	Mercer	56 <b>71</b>	187	A	Campbell	56 55
												201	A	UNCG	62 <b>73</b>
												201	H	UNCG	60 52
												225	H	Appalachian St.	68 <b>71</b>
												228	A	Samford	69 57
												228	H	Samford	61 56
												228	N	Samford	64 <b>67</b>
												238	A	Wofford	77 69
												238	H	Wofford	52 <b>54</b>
												257	A	Furman	74 64
												257	H	Furman	75 66
												260	A	Butler	68 59
												262	A	Austin Peay	74 <b>77</b>
												264	H	Murray St.	79 60
												278	H	Davidson	76 56
												279	A	Western Caro.	72 55
												279	H	Western Caro.	76 57
												282	A	Tennessee Tech	82 76
												286	N	Coppin St.	70 58
												294	A	Northern Ky.	56 <b>62</b>
												341	H	Winthrop	62 45
LAST 12 Division I GAMES:															
				228	N	Samford	64 <b>67</b>					89	H	Mercer	56 <b>71</b>
				257	H	Furman	75 66					228	H	Samford	61 56
				238	H	Wofford	52 <b>54</b>					238	A	Wofford	77 69
				201	A	UNCG	62 <b>73</b>					257	A	Furman	74 64
				279	A	Western Caro.	72 55					279	H	Western Caro.	76 57
				78	H	Chattanooga	62 <b>70</b>					201	H	UNCG	60 52

Non-Div I Games:

ETSU

■ Loss, 
■ Non-Conf, 
■ S Site, 
■ H Home 
■ A Away 
N Neutral

# East Carolina

Through Games Of March 4, 2017

Average RPI Win:	196	WON-LOST	WINNING	LAST 10	STRENGTH OF	OPP. STRENGTH	TEAM	ADJ.	CONF.	ADJ CONF.
Average RPI Loss:	86	RECORD	PCT. RANK	GAMES	SCHEDULE	OF SCHEDULE	RPI	RPI	RPI	RPI
DIV. I ONLY	10- 19	258	1- 9	42	87	166	166	5	5	
DIV. I NON-CONF.	8- 4	97	0- 0	105	270	90	90	5	5	
TOTALS	RPI 1-25	RPI 26-50	W-L RECORDS	RPI 51-100	RPI 101-150	RPI 150+				
10- 19	0- 4	0- 3	OVERALL	1- 3	1- 5	8- 4				
7- 7	0- 2	0- 2	HOME	1- 1	0- 1	6- 1				
1- 10	0- 2	0- 1	AWAY	0- 0	0- 4	1- 3				
2- 2	0- 0	0- 0	NEUTRAL	0- 2	1- 0	1- 0				
8- 4	0- 0	0- 1	NON-CONFERENCE	0- 1	1- 2	7- 0				
5- 1	0- 0	0- 1	HOME	0- 0	0- 0	5- 0				
1- 2	0- 0	0- 0	AWAY	0- 0	0- 2	1- 0				
2- 1	0- 0	0- 0	NEUTRAL	0- 1	1- 0	1- 0				
2- 15	0- 4	0- 2	CONFERENCE	1- 2	0- 3	1- 4				
2- 6	0- 2	0- 1	HOME	1- 1	0- 1	1- 1				
0- 8	0- 2	0- 1	AWAY	0- 0	0- 2	0- 3				
0- 1	0- 0	0- 0	NEUTRAL	0- 1	0- 0	0- 0				

RPI S Opponent	Score	RPI S Opponent	Score	RPI S Opponent	Score	RPI S Opponent	Score	Team's RPI: 166
1 A UConn	45 90	30 A South Fla.	48 79	53 N West Virginia	47 79	102 A UCF	51 79	
1 H UConn	44 91	30 H South Fla.	66 76	73 H Tulane	45 61	102 H UCF	42 54	
18 A Temple	47 78	46 H Auburn	52 61	99 H SMU	58 57	112 A Charlotte	64 79	
18 H Temple	43 76			99 N SMU	54 60	115 N Ball St.	82 69	
						129 A William & Mary	72 82	
						141 A Tulsa	92 100	
						155 H Detroit Mercy	83 81	
						160 A Memphis	50 72	
						170 A Houston	65 81	
						170 H Houston	62 73	
						181 A Cincinnati	64 74	
						181 H Cincinnati	80 69	
						224 H UNCW	75 65	
						227 H Southern U.	62 55	
						230 N Marist	70 68	
						231 H Presbyterian	54 46	
						235 A Richmond	71 60	
						267 H UMES	66 58	
LAST 12 Division I GAMES:								
99 N SMU	54 60	30 H South Fla.	66 76					
170 A Houston	65 81	170 H Houston	62 73					
181 H Cincinnati	80 69	141 A Tulsa	92 100					
102 A UCF	51 79	1 H UConn	44 91					
160 A Memphis	50 72	181 A Cincinnati	64 74					
18 H Temple	43 76	102 H UCF	42 54					

Non-Div I Games: Greensboro 107 40

East Carolina

Loss, Non-Conf, S Site, H Home A Away N Neutral



Average RPI Win:	265	WON-LOST	WINNING	LAST 10	STRENGTH OF	OPP. STRENGTH	TEAM	ADJ.	CONF.	ADJ CONF.
Average RPI Loss:	209	RECORD	PCT. RANK	GAMES	SCHEDULE	OF SCHEDULE	RPI	RPI	RPI	RPI
DIV. I ONLY	7- 19	296	4- 6	258	314	300	300	26	26	
DIV. I NON-CONF.	2- 8	288	0- 0	179	347	277	277	26	26	
TOTALS	RPI 1-25	RPI 26-50	W-L RECORDS	RPI 51-100	RPI 101-150	RPI 150+				
7- 19	0- 0	0- 0	OVERALL	0- 2	0- 2	7- 15				
3- 8	0- 0	0- 0	HOME	0- 1	0- 1	3- 6				
4- 11	0- 0	0- 0	AWAY	0- 1	0- 1	4- 9				
0- 0	0- 0	0- 0	NEUTRAL	0- 0	0- 0	0- 0				
2- 8	0- 0	0- 0	NON-CONFERENCE	0- 1	0- 2	2- 5				
0- 3	0- 0	0- 0	HOME	0- 0	0- 1	0- 2				
2- 5	0- 0	0- 0	AWAY	0- 1	0- 1	2- 3				
0- 0	0- 0	0- 0	NEUTRAL	0- 0	0- 0	0- 0				
5- 11	0- 0	0- 0	CONFERENCE	0- 1	0- 0	5- 10				
3- 5	0- 0	0- 0	HOME	0- 1	0- 0	3- 4				
2- 6	0- 0	0- 0	AWAY	0- 0	0- 0	2- 6				
0- 0	0- 0	0- 0	NEUTRAL	0- 0	0- 0	0- 0				

RPI S	Opponent	Score	RPI S	Opponent	Score	RPI S	Opponent	Score	RPI S	Opponent	Score	Team's RPI: 300
						60	H Belmont	58 77	101	A Stetson	55 72	
						74	A Western Ill.	62 83	136	H Wright St.	61 71	
									180	H Cleveland St.	56 66	
									181	A Cincinnati	64 78	
									182	A Morehead St.	62 66	
									207	A SIUE	52 68	
									207	H SIUE	59 75	
									220	A UT Martin	72 74	
									220	H UT Martin	80 70	
									236	H Indiana St.	61 88	
									240	A Evansville	73 63	
									251	H Jacksonville St.	71 67	
									254	A Tennessee St.	58 69	
									262	A Austin Peay	78 73	
									262	H Austin Peay	59 69	
									264	A Murray St.	74 92	
									264	H Murray St.	57 66	
									268	A Southeast Mo. St.	71 62	
									268	H Southeast Mo. St.	65 107	
									270	A Eastern Ky.	85 88	
									282	H Tennessee Tech	54 46	
									292	A Valparaiso	68 73	
									314	A Illinois St.	49 60	
									331	A Florida A&M	66 50	
LAST 12 Division I GAMES:												
			207	A SIUE	52 68		254	A Tennessee St.	58 69			
			262	A Austin Peay	78 73		207	H SIUE	59 75			
			264	H Murray St.	57 66		268	A Southeast Mo. St.	71 62			
			268	H Southeast Mo. St.	65 107		220	H UT Martin	80 70			
			220	A UT Martin	72 74		262	H Austin Peay	59 69			
			282	H Tennessee Tech	54 46		264	A Murray St.	74 92			

Non-Div I Games: Ill.-Springfield 74 60 Millikin 97 54

Eastern Ill.

Loss, Non-Conf, S Site, H Home A Away N Neutral

Average RPI Win:	248	WON-LOST	WINNING	LAST 10	STRENGTH OF	OPP. STRENGTH	TEAM	ADJ.	CONF.	ADJ CONF.
Average RPI Loss:	185	RECORD	PCT. RANK	GAMES	SCHEDULE	OF SCHEDULE	RPI	RPI	RPI	RPI
DIV. I ONLY	11- 20	256	4- 6	196	294	270	270	26	26	
DIV. I NON-CONF.	2- 10	305	0- 0	273	282	333	333	26	26	
TOTALS	RPI 1-25	RPI 26-50	W-L RECORDS	RPI 51-100	RPI 101-150	RPI 150+				
11- 20	0- 0	0- 1	OVERALL	0- 5	0- 1	11- 13				
7- 5	0- 0	0- 1	HOME	0- 1	0- 0	7- 3				
1- 11	0- 0	0- 0	AWAY	0- 3	0- 1	1- 7				
3- 4	0- 0	0- 0	NEUTRAL	0- 1	0- 0	3- 3				
2- 10	0- 0	0- 1	NON-CONFERENCE	0- 2	0- 1	2- 6				
1- 3	0- 0	0- 1	HOME	0- 0	0- 0	1- 2				
0- 4	0- 0	0- 0	AWAY	0- 2	0- 1	0- 1				
1- 3	0- 0	0- 0	NEUTRAL	0- 0	0- 0	1- 3				
9- 10	0- 0	0- 0	CONFERENCE	0- 3	0- 0	9- 7				
6- 2	0- 0	0- 0	HOME	0- 1	0- 0	6- 1				
1- 7	0- 0	0- 0	AWAY	0- 1	0- 0	1- 6				
2- 1	0- 0	0- 0	NEUTRAL	0- 1	0- 0	2- 0				

RPI S	Opponent	Score	RPI S	Opponent	Score	RPI S	Opponent	Score	RPI S	Opponent	Score	Team's RPI: 270
39	H Western Ky.	63 90	60	A Belmont	58 74	136	A Wright St.	73 85				
			60	H Belmont	67 73	172	N Western Mich.	59 74				
			60	N Belmont	64 94	182	A Morehead St.	54 80				
			93	A Kent St.	67 80	182	H Morehead St.	65 58				
			95	A Saint Louis	51 78	182	N Morehead St.	73 67				
						201	A UNCG	66 81				
						207	H SIUE	75 63				
						207	N SIUE	61 58				
						220	A UT Martin	56 66				
						239	H Akron	57 63				
						242	N Miami (OH)	54 65				
						251	A Jacksonville St.	61 71				
						251	H Jacksonville St.	49 54				
						254	A Tennessee St.	64 78				
						254	H Tennessee St.	66 62				
						258	H Bowling Green	57 55				
						262	H Austin Peay	80 71				
						264	A Murray St.	64 70				
						268	A Southeast Mo. St.	74 63				
						279	H Western Caro.	61 72				
						282	A Tennessee Tech	51 53				
						282	H Tennessee Tech	78 65				
						300	H Eastern Ill.	88 85				
						313	N Fort Wayne	59 68				
						328	N Morgan St.	66 58				
LAST 12 Division I GAMES:												
	60	N Belmont	64	94	60	H Belmont	67	73				
	207	N SIUE	61	58	182	H Morehead St.	65	58				
	182	N Morehead St.	73	67	264	A Murray St.	64	70				
	282	H Tennessee Tech	78	65	220	A UT Martin	56	66				
	251	A Jacksonville St.	61	71	262	H Austin Peay	80	71				
	254	A Tennessee St.	64	78	282	A Tennessee Tech	51	53				

Non-Div I Games: Ohio Valley 88 30

Eastern Ky.

■ Loss, 
 ■ Non-Conf, 
 ■ S Site, 
 ■ H Home 
 ■ A Away 
 N Neutral

Average RPI Win: 283				WON-LOST		WINNING		LAST 10		STRENGTH OF		OPP. STRENGTH		TEAM		ADJ.		CONF.		ADJ CONF.	
Average RPI Loss: 121				RECORD		PCT. RANK		GAMES		SCHEDULE		OF SCHEDULE		RPI		RPI		RPI		RPI	
DIV. I ONLY				5- 24		324		0- 10		94		153		283		283		10		10	
DIV. I NON-CONF.				4- 7		224		0- 0		217		264		251		251		11		11	
TOTALS		RPI 1-25		RPI 26-50		W-L RECORDS		RPI 51-100		RPI 101-150		RPI 150+									
5- 24		0- 0		0- 2		OVERALL		0- 11		0- 3		5- 8									
3- 10		0- 0		0- 1		HOME		0- 4		0- 1		3- 4									
1- 12		0- 0		0- 1		AWAY		0- 6		0- 1		1- 4									
1- 2		0- 0		0- 0		NEUTRAL		0- 1		0- 1		1- 0									
4- 7		0- 0		0- 0		NON-CONFERENCE		0- 3		0- 1		4- 3									
2- 2		0- 0		0- 0		HOME		0- 0		0- 0		2- 2									
1- 3		0- 0		0- 0		AWAY		0- 2		0- 0		1- 1									
1- 2		0- 0		0- 0		NEUTRAL		0- 1		0- 1		1- 0									
1- 17		0- 0		0- 2		CONFERENCE		0- 8		0- 2		1- 5									
1- 8		0- 0		0- 1		HOME		0- 4		0- 1		1- 2									
0- 9		0- 0		0- 1		AWAY		0- 4		0- 1		0- 3									
0- 0		0- 0		0- 0		NEUTRAL		0- 0		0- 0		0- 0									

RPI 1-25				RPI 26-50				RPI 51-100				RPI 101+				Team's RPI: 283	
RPI	S	Opponent	Score	RPI	S	Opponent	Score	RPI	S	Opponent	Score	RPI	S	Opponent	Score		
				38	A	Central Mich.	48 71	56	A	Purdue	50 77	115	A	Ball St.	49 78		
				38	H	Central Mich.	63 104	57	A	Ohio	51 68	115	H	Ball St.	54 64		
								59	A	Toledo	57 65	121	N	Northern Colo.	57 58		
								59	H	Toledo	49 66	155	H	Detroit Mercy	64 77		
								73	N	Tulane	50 62	172	A	Western Mich.	60 70		
								88	A	Wake Forest	61 89	172	H	Western Mich.	67 76		
								91	A	Northern Ill.	73 85	182	A	Morehead St.	73 78		
								91	H	Northern Ill.	71 81	214	H	Monmouth	68 75		
								93	A	Kent St.	65 83	239	A	Akron	62 80		
								93	H	Kent St.	67 86	242	A	Miami (OH)	61 72		
								94	H	Buffalo	52 56	242	H	Miami (OH)	63 79		
												248	H	St. Bonaventure	75 56		
												255	N	Georgia St.	69 59		
												258	H	Bowling Green	81 74		
												321	H	Air Force	65 44		
												332	A	Incarinate Word	66 47		
LAST 12 Division I GAMES:																	
				38	A	Central Mich.	48 71	242	H	Miami (OH)	63 79						
				115	H	Ball St.	54 64	93	A	Kent St.	65 83						
				91	H	Northern Ill.	71 81	38	H	Central Mich.	63 104						
				59	A	Toledo	57 65	239	A	Akron	62 80						
				172	A	Western Mich.	60 70	258	H	Bowling Green	81 74						
				94	H	Buffalo	52 56	57	A	Ohio	51 68						

Non-Div I Games:	Ferris St.	68	50
------------------	------------	----	----

Eastern Mich.

■ Loss, ■ Non-Conf, S Site, H Home A Away N Neutral

Average RPI Win:	246	WON-LOST	WINNING	LAST 10	STRENGTH OF	OPP. STRENGTH	TEAM	ADJ.	CONF.	ADJ CONF.
Average RPI Loss:	105	RECORD	PCT. RANK	GAMES	SCHEDULE	OF SCHEDULE	RPI	RPI	RPI	RPI
DIV. I ONLY	16- 12	125	6- 4	159	220	139	139	20	20	
DIV. I NON-CONF.	4- 6	209	0- 0	49	173	117	117	18	18	
TOTALS	RPI 1-25	RPI 26-50	W-L RECORDS	RPI 51-100	RPI 101-150	RPI 150+				
16- 12	0- 1	0- 2	OVERALL	0- 5	2- 2	14- 2				
7- 4	0- 0	0- 0	HOME	0- 2	2- 1	5- 1				
8- 6	0- 1	0- 0	AWAY	0- 3	0- 1	8- 1				
1- 2	0- 0	0- 2	NEUTRAL	0- 0	0- 0	1- 0				
4- 6	0- 1	0- 2	NON-CONFERENCE	0- 3	0- 0	4- 0				
1- 1	0- 0	0- 0	HOME	0- 1	0- 0	1- 0				
2- 3	0- 1	0- 0	AWAY	0- 2	0- 0	2- 0				
1- 2	0- 0	0- 2	NEUTRAL	0- 0	0- 0	1- 0				
12- 6	0- 0	0- 0	CONFERENCE	0- 2	2- 2	10- 2				
6- 3	0- 0	0- 0	HOME	0- 1	2- 1	4- 1				
6- 3	0- 0	0- 0	AWAY	0- 1	0- 1	6- 1				
0- 0	0- 0	0- 0	NEUTRAL	0- 0	0- 0	0- 0				

RPI 1-25				RPI 26-50				RPI 51-100				RPI 101+				Team's RPI: 139	
RPI	S	Opponent	Score	RPI	S	Opponent	Score	RPI	S	Opponent	Score	RPI	S	Opponent	Score		
10	A	Washington	52 100	26	N	Drake	78 93	66	A	Boise St.	64 67	114	H	North Dakota	71 75		
				27	N	Elon	55 76	73	A	Tulane	51 63	121	H	Northern Colo.	67 61		
								75	H	Gonzaga	54 73	142	A	Idaho	51 78		
								79	A	Montana St.	83 88	142	H	Idaho	67 57		
								79	H	Montana St.	61 72	158	A	CSUN	71 57		
												169	A	Idaho St.	61 58		
												169	H	Idaho St.	58 41		
												234	A	Portland St.	68 62		
												249	A	Weber St.	70 42		
												249	H	Weber St.	99 85		
												257	N	Furman	68 56		
												280	A	Sacramento St.	72 65		
												285	A	Southern Utah	67 66		
												285	H	Southern Utah	63 64		
												289	A	Northern Ariz.	47 56		
												289	H	Northern Ariz.	79 64		
												325	A	Montana	60 46		
												325	H	Montana	64 57		
												335	A	Utah Valley	83 50		
												346	H	Cal St. Fullerton	84 67		
LAST 12 Division I GAMES:																	
289	H	Northern Ariz.	79 64	114	H	North Dakota	71 75										
285	H	Southern Utah	63 64	234	A	Portland St.	68 62										
169	A	Idaho St.	61 58	280	A	Sacramento St.	72 65										
249	A	Weber St.	70 42	79	H	Montana St.	61 72										
142	A	Idaho	51 78	325	H	Montana	64 57										
121	H	Northern Colo.	67 61	285	A	Southern Utah	67 66										

Non-Div I Games: Multnomah 88 30

Eastern Wash.

Loss, Non-Conf, S Site, H Home A Away N Neutral

Average RPI Win:	164	WON-LOST	WINNING	LAST 10	STRENGTH OF	OPP. STRENGTH	TEAM	ADJ.	CONF.	ADJ CONF.
Average RPI Loss:	54	RECORD	PCT. RANK	GAMES	SCHEDULE	OF SCHEDULE	RPI	RPI	RPI	RPI
DIV. I ONLY	23- 6	27	9- 1	71	88	27	27	9	9	
DIV. I NON-CONF.	7- 4	114	2- 0	56	59	49	49	8	8	
TOTALS	RPI 1-25	RPI 26-50	W-L RECORDS	RPI 51-100	RPI 101-150	RPI 150+				
23- 6	0- 1	1- 3	OVERALL	3- 1	7- 1	12- 0				
10- 2	0- 0	0- 1	HOME	2- 1	3- 0	5- 0				
11- 4	0- 1	1- 2	AWAY	1- 0	3- 1	6- 0				
2- 0	0- 0	0- 0	NEUTRAL	0- 0	1- 0	1- 0				
7- 4	0- 1	1- 1	NON-CONFERENCE	1- 1	1- 1	4- 0				
2- 1	0- 0	0- 0	HOME	1- 1	0- 0	1- 0				
3- 3	0- 1	1- 1	AWAY	0- 0	0- 1	2- 0				
2- 0	0- 0	0- 0	NEUTRAL	0- 0	1- 0	1- 0				
16- 2	0- 0	0- 2	CONFERENCE	2- 0	6- 0	8- 0				
8- 1	0- 0	0- 1	HOME	1- 0	3- 0	4- 0				
8- 1	0- 0	0- 1	AWAY	1- 0	3- 0	4- 0				
0- 0	0- 0	0- 0	NEUTRAL	0- 0	0- 0	0- 0				

RPI 1-25				RPI 26-50				Team's RPI: 27	RPI 51-100				RPI 101+			
RPI	S	Opponent	Score	RPI	S	Opponent	Score		RPI	S	Opponent	Score	RPI	S	Opponent	Score
7	A	Duke	61 68	28	A	Green Bay	56 71		71	H	Bucknell	64 58	118	A	North Carolina	73 78
				38	A	Central Mich.	71 57		80	A	Drexel	48 45	129	A	William & Mary	60 58
				41	A	James Madison	54 61		80	H	Drexel	75 65	129	H	William & Mary	70 47
				41	H	James Madison	70 76		88	H	Wake Forest	68 78	135	A	Delaware	57 48
													135	H	Delaware	69 42
													139	N	Eastern Wash.	76 55
													148	A	Northeastern	76 65
													148	H	Northeastern	70 58
													188	A	Hofstra	64 53
													188	H	Hofstra	72 61
													199	A	Towson	67 65
													199	H	Towson	83 55
													203	A	ETSU	79 51
													204	A	Col. of Charleston	84 56
													204	H	Col. of Charleston	70 57
													223	H	Rutgers	66 54
													224	A	UNCW	66 56
													224	H	UNCW	82 48
													239	N	Akron	65 62
													255	A	Georgia St.	84 67
LAST 12 Division I GAMES:																
				38	A	Central Mich.	71 57		188	H	Hofstra	72 61				
				139	N	Eastern Wash.	76 55		41	A	James Madison	54 61				
				224	H	UNCW	82 48		148	H	Northeastern	70 58				
				199	A	Towson	67 65		224	A	UNCW	66 56				
				135	A	Delaware	57 48		199	H	Towson	83 55				
				129	H	William & Mary	70 47		188	A	Hofstra	64 53				

Non-Div I Games: King (TN) 93 47

Elon

Evansville

Through Games Of March 4, 2017

Average RPI Win:	264	WON-LOST	WINNING	LAST 10	STRENGTH OF	OPP. STRENGTH	TEAM	ADJ.	CONF.	ADJ CONF.
Average RPI Loss:	144	RECORD	PCT. RANK	GAMES	SCHEDULE	OF SCHEDULE	RPI	RPI	RPI	RPI
DIV. I ONLY	12- 16	216	5- 5	267	203	240	240	16	16	
DIV. I NON-CONF.	4- 6	209	0- 0	276	288	261	261	14	14	
TOTALS	RPI 1-25	RPI 26-50	W-L RECORDS	RPI 51-100	RPI 101-150	RPI 150+				
12- 16	0- 1	0- 4	OVERALL	0- 1	0- 1	12- 9				
7- 7	0- 0	0- 2	HOME	0- 0	0- 0	7- 5				
5- 9	0- 0	0- 1	AWAY	0- 0	0- 0	5- 1				
0- 0	0- 0	0- 0	NEUTRAL	0- 0	0- 0	0- 0				
4- 6	0- 1	0- 0	NON-CONFERENCE	0- 1	0- 1	4- 3				
2- 3	0- 0	0- 0	HOME	0- 0	0- 0	2- 3				
2- 3	0- 1	0- 0	AWAY	0- 1	0- 1	2- 0				
0- 0	0- 0	0- 0	NEUTRAL	0- 0	0- 0	0- 0				
8- 10	0- 0	0- 4	CONFERENCE	0- 0	0- 0	8- 6				
5- 4	0- 0	0- 2	HOME	0- 0	0- 0	5- 2				
3- 6	0- 0	0- 2	AWAY	0- 0	0- 0	3- 4				
0- 0	0- 0	0- 0	NEUTRAL	0- 0	0- 0	0- 0				

RPI 1-25			RPI 26-50			RPI 51-100			RPI 101+ Team's RPI: 240		
RPI	S	Opponent	Score	RPI	S	Opponent	Score	RPI	S	Opponent	Score
11	A	Louisville	47 89	26	A	Drake	65 82	68	A	Northwestern	66 88
				26	H	Drake	48 73				
				47	A	UNI	40 54				
				47	H	UNI	36 62				
LAST 12 Division I GAMES:											
236	A	Indiana St.	52 44	184	A	Wichita St.	68 69	349	H	Alabama A&M	63 54
323	A	Loyola Chicago	81 50	26	H	Drake	48 73				
314	H	Illinois St.	60 56	47	H	UNI	36 62				
237	H	Bradley	73 71	237	A	Bradley	52 56				
165	A	Southern Ill.	74 61	314	A	Illinois St.	58 71				
151	A	Missouri St.	43 68	165	H	Southern Ill.	63 60				

Non-Div I Games: Oakland City 108 68

Evansville

Loss, Non-Conf, S Site, H Home A Away N Neutral

Average RPI Win:	251	WON-LOST	WINNING	LAST 10	STRENGTH OF	OPP. STRENGTH	TEAM	ADJ.	CONF.	ADJ CONF.
Average RPI Loss:	92	RECORD	PCT. RANK	GAMES	SCHEDULE	OF SCHEDULE	RPI	RPI	RPI	RPI
DIV. I ONLY	22- 8	56	7- 3	216	241	105	105	25	25	
DIV. I NON-CONF.	9- 6	127	0- 1	132	202	113	113	24	24	
TOTALS	RPI 1-25	RPI 26-50	W-L RECORDS	RPI 51-100	RPI 101-150	RPI 150+				
22- 8	0- 1	0- 2	OVERALL	2- 2	1- 2	19- 1				
14- 1	0- 0	0- 0	HOME	2- 0	0- 1	12- 0				
8- 4	0- 0	0- 1	AWAY	0- 1	1- 1	7- 1				
0- 3	0- 1	0- 1	NEUTRAL	0- 1	0- 0	0- 0				
9- 6	0- 1	0- 2	NON-CONFERENCE	1- 1	0- 1	8- 1				
7- 0	0- 0	0- 0	HOME	1- 0	0- 0	6- 0				
2- 3	0- 0	0- 1	AWAY	0- 0	0- 1	2- 1				
0- 3	0- 1	0- 1	NEUTRAL	0- 1	0- 0	0- 0				
13- 2	0- 0	0- 0	CONFERENCE	1- 1	1- 1	11- 0				
7- 1	0- 0	0- 0	HOME	1- 0	0- 1	6- 0				
6- 1	0- 0	0- 0	AWAY	0- 1	1- 0	5- 0				
0- 0	0- 0	0- 0	NEUTRAL	0- 0	0- 0	0- 0				

RPI 1-25			RPI 26-50			RPI 51-100			RPI 101+ Team's RPI: 105		
RPI	S	Opponent	Score	RPI	S	Opponent	Score	RPI	S	Opponent	Score
25	N	Ohio St.	66 79	40	A	Quinnipiac	56 66	78	H	Chattanooga	68 55
				50	N	George Washington	47 76	93	N	Kent St.	64 77
								98	A	Jacksonville	65 73
								98	H	Jacksonville	60 57
LAST 12 Division I GAMES:											
295	H	North Florida	59 42	274	H	Kennesaw St.	69 35	101	A	Stetson	84 71
50	N	George Washington	47 76	295	H	North Florida	69 46	101	H	Stetson	64 67
101	H	Stetson	64 67	98	A	Jacksonville	65 73	121	A	Northern Colo.	74 77
320	A	NJIT	77 46	295	A	North Florida	68 51	171	H	Hampton	60 49
315	A	USC Upstate	80 50	98	H	Jacksonville	60 57	174	H	Siena	66 42
297	H	Lipscomb	98 50	315	H	USC Upstate	93 43	179	H	UC Riverside	60 45
				320	A	NJIT	77 46	183	A	Hartford	70 63
				320	H	NJIT	73 53	205	A	Illinois	73 82
				337	A	Fla. Atlantic	65 50	274	A	Kennesaw St.	75 56
								274	H	Kennesaw St.	69 35
								295	A	North Florida	68 51
								295	H	North Florida	69 46
								295	H	North Florida	59 42
								296	H	N.C. A&T	67 41
								297	A	Lipscomb	90 63
								297	H	Lipscomb	98 50
								303	H	Savannah St.	89 40
								307	H	FIU	89 42
								315	A	USC Upstate	80 50
								315	H	USC Upstate	93 43
								320	A	NJIT	77 46
								320	H	NJIT	73 53
								337	A	Fla. Atlantic	65 50

Non-Div I Games: St. Thomas (FL) 71 48 Ave Maria 101 34

FGCU

Loss, Non-Conf, S Site, H Home A Away N Neutral

F  
I  
UF  
I  
U

FIU

Page 88



## Fairfield

Through Games Of March 4, 2017

Average RPI Win:	230	WON-LOST	WINNING	LAST 10	STRENGTH OF	OPP. STRENGTH	TEAM	ADJ.	CONF.	ADJ CONF.
Average RPI Loss:	164	RECORD	PCT. RANK	GAMES	SCHEDULE	OF SCHEDULE	RPI	RPI	RPI	RPI
DIV. I ONLY	17- 13	130	8- 2	236	230	159	159	18	18	
DIV. I NON-CONF.	3- 6	230	0- 0	213	274	233	233	17	17	
TOTALS	RPI 1-25	RPI 26-50	W-L RECORDS	RPI 51-100	RPI 101-150	RPI 150+				
17- 13	0- 1	1- 2	OVERALL	0- 0	3- 2	13- 8				
9- 4	0- 0	1- 0	HOME	0- 0	2- 0	6- 4				
7- 9	0- 1	0- 2	AWAY	0- 0	1- 2	6- 4				
1- 0	0- 0	0- 0	NEUTRAL	0- 0	0- 0	1- 0				
3- 6	0- 1	0- 1	NON-CONFERENCE	0- 0	0- 1	3- 3				
1- 2	0- 0	0- 0	HOME	0- 0	0- 0	1- 2				
2- 4	0- 1	0- 1	AWAY	0- 0	0- 1	2- 1				
0- 0	0- 0	0- 0	NEUTRAL	0- 0	0- 0	0- 0				
14- 7	0- 0	1- 1	CONFERENCE	0- 0	3- 1	10- 5				
8- 2	0- 0	1- 0	HOME	0- 0	2- 0	5- 2				
5- 5	0- 0	0- 1	AWAY	0- 0	1- 1	4- 3				
1- 0	0- 0	0- 0	NEUTRAL	0- 0	0- 0	1- 0				

RPI 1-25				RPI 26-50				RPI 51-100				RPI 101+ Team's RPI: 159			
RPI	S	Opponent	Score	RPI	S	Opponent	Score	RPI	S	Opponent	Score	RPI	S	Opponent	Score
18	A	Temple	59 73	40	A	Quinnipiac	55 60					109	A	Rider	68 67
				40	H	Quinnipiac	65 52					109	H	Rider	53 49
				43	A	Harvard	44 58					124	A	Albany (NY)	45 59
												144	A	Iona	55 65
												144	H	Iona	68 59
												167	A	La Salle	61 68
												174	A	Siena	52 67
												174	H	Siena	61 57
												194	H	Sacred Heart	44 56
												214	A	Monmouth	71 68
												214	H	Monmouth	53 60
												230	A	Marist	55 71
												230	H	Marist	62 68
												230	N	Marist	61 44
												253	A	Canisius	49 63
												253	H	Canisius	57 48
												263	A	Niagara	65 55
												263	H	Niagara	66 63
												271	H	Loyola Maryland	58 57
												277	A	Manhattan	64 43
												277	H	Manhattan	71 56
												291	A	Mt. St. Mary's	70 57
												301	H	Rhode Island	65 72
												326	A	Saint Peter's	56 39
												326	H	Saint Peter's	50 38
												343	A	UMass Lowell	65 41
LAST 12 Division I GAMES:															
230	N	Marist	61 44	277	A	Manhattan	64 43								
109	H	Rider	53 49	326	H	Saint Peter's	50 38								
253	H	Canisius	57 48	40	H	Quinnipiac	65 52								
144	A	Iona	55 65	263	H	Niagara	66 63								
230	H	Marist	62 68	214	H	Monmouth	53 60								
326	A	Saint Peter's	56 39	253	A	Canisius	49 63								

Non-Div I Games:

Fairfield

Loss, 
Non-Conf, S Site, 
H Home
A Away 
N Neutral

Ralphie Brien				Through Games Of March 17, 2017						
Average RPI Win:	314	WON-LOST	WINNING	LAST 10	STRENGTH OF	OPP. STRENGTH	TEAM	ADJ.	CONF.	ADJ CONF.
Average RPI Loss:	253	RECORD	PCT. RANK	GAMES	SCHEDULE	OF SCHEDULE	RPI	RPI	RPI	RPI
DIV. I ONLY	8- 20	287	4- 6	349	349	340	340	31	31	
DIV. I NON-CONF.	2- 8	288	0- 0	348	345	347	347	32	32	
TOTALS	RPI 1-25	RPI 26-50	W-L RECORDS	RPI 51-100	RPI 101-150	RPI 150+				
8- 20	0- 0	0- 0	OVERALL	0- 0	0- 1	8- 19				
4- 9	0- 0	0- 0	HOME	0- 0	0- 0	4- 9				
4- 11	0- 0	0- 0	AWAY	0- 0	0- 1	4- 9				
0- 0	0- 0	0- 0	NEUTRAL	0- 0	0- 0	0- 0				
2- 8	0- 0	0- 0	NON-CONFERENCE	0- 0	0- 1	2- 7				
1- 3	0- 0	0- 0	HOME	0- 0	0- 0	1- 3				
1- 5	0- 0	0- 0	AWAY	0- 0	0- 1	1- 4				
0- 0	0- 0	0- 0	NEUTRAL	0- 0	0- 0	0- 0				
6- 12	0- 0	0- 0	CONFERENCE	0- 0	0- 0	6- 12				
3- 6	0- 0	0- 0	HOME	0- 0	0- 0	3- 6				
3- 6	0- 0	0- 0	AWAY	0- 0	0- 0	3- 6				
0- 0	0- 0	0- 0	NEUTRAL	0- 0	0- 0	0- 0				

[illegible]

Non-Div I Games: Queens (NY)

54 70

Fairleigh Dickinson

■ Loss, ■ Non-Conf, S Site, H Home A Away N Neutral

F  
a  
i  
r  
l  
e  
i  
g  
h  
D  
i  
c  
k  
i  
n  
s  
o  
n

RPI S Opponent Score Fairleigh Dickinson

Through Games Of March 4, 2017

RPI	S	Opponent	Score	
343	A	UMass Lowell	55	61
345	H	Longwood	75	59

Fairleigh Dickinson  
Fairleigh Dickinson

Fla. Atlantic

Through Games Of March 4, 2017

Average RPI Win:	273	WON-LOST	WINNING	LAST 10	STRENGTH OF	OPP. STRENGTH	TEAM	ADJ.	CONF.	ADJ CONF.
Average RPI Loss:	184	RECORD	PCT. RANK	GAMES	SCHEDULE	OF SCHEDULE	RPI	RPI	RPI	RPI
DIV. I ONLY	3- 25	340	0- 10	240	227	337	337	14	14	
DIV. I NON-CONF.	3- 7	250	0- 0	209	348	308	308	16	16	
TOTALS	RPI 1-25	RPI 26-50	W-L RECORDS	RPI 51-100	RPI 101-150	RPI 150+				
3- 25	0- 0	0- 1	OVERALL	0- 3	0- 6	3- 15				
3- 12	0- 0	0- 0	HOME	0- 1	0- 5	3- 6				
0- 13	0- 0	0- 1	AWAY	0- 2	0- 1	0- 9				
0- 0	0- 0	0- 0	NEUTRAL	0- 0	0- 0	0- 0				
3- 7	0- 0	0- 0	NON-CONFERENCE	0- 1	0- 2	3- 4				
3- 3	0- 0	0- 0	HOME	0- 0	0- 1	3- 2				
0- 4	0- 0	0- 0	AWAY	0- 1	0- 1	0- 2				
0- 0	0- 0	0- 0	NEUTRAL	0- 0	0- 0	0- 0				
0- 18	0- 0	0- 1	CONFERENCE	0- 2	0- 4	0- 11				
0- 9	0- 0	0- 0	HOME	0- 1	0- 4	0- 4				
0- 9	0- 0	0- 1	AWAY	0- 1	0- 0	0- 7				
0- 0	0- 0	0- 0	NEUTRAL	0- 0	0- 0	0- 0				

RPI S	Opponent	Score	RPI S	Opponent	Score	RPI S	Opponent	Score	RPI S	Opponent	Score	Team's RPI: 337
39	A Western Ky.	55 76	82	A Middle Tenn.	69 87	105	H FGCU	50 65				
			82	H Middle Tenn.	59 71	112	H Charlotte	66 72				
			89	A Mercer	57 74	120	H Southern Miss.	67 82				
						132	H Old Dominion	73 93				
						133	A Arizona	67 77				
						145	H Louisiana Tech	52 76				
						163	A Rice	55 89				
						173	A UAB	55 66				
						173	H UAB	75 78				
						178	A UTSA	66 97				
						178	H UTSA	62 72				
						196	A North Texas	57 79				
						235	H Richmond	67 77				
						236	H Indiana St.	70 67				
						243	A Marshall	53 76				
						246	A Grand Canyon	60 81				
						251	H Jacksonville St.	63 55				
						267	H UMES	59 76				
						295	A North Florida	88 95				
						299	A UTEP	59 69				
						299	H UTEP	50 51				
						307	A FIU	65 74				
						307	H FIU	60 65				
						333	H Jackson St.	67 58				
LAST 12 Division I GAMES:												
82	H Middle Tenn.	59 71	163	A Rice	55 89							
173	H UAB	75 78	196	A North Texas	57 79							
178	A UTSA	66 97	132	H Old Dominion	73 93							
299	A UTEP	59 69	112	H Charlotte	66 72							
120	H Southern Miss.	67 82	307	H FIU	60 65							
145	H Louisiana Tech	52 76	82	A Middle Tenn.	69 87							

Non-Div I Games: Fla. Memorial 84 64

Fla. Atlantic

Loss, Non-Conf, S Site, H Home A Away N Neutral

Average RPI Win: <b>182</b>	WON-LOST	WINNING	LAST 10	STRENGTH OF	OPP. STRENGTH	TEAM	ADJ.	CONF.	ADJ CONF.
Average RPI Loss: <b>32</b>	RECORD	PCT. RANK	GAMES	SCHEDULE	OF SCHEDULE	RPI	RPI	RPI	RPI
DIV. I ONLY	15- 16	174	4- 6	52	34	86	86	2	2
DIV. I NON-CONF.	9- 4	85	0- 0	148	140	62	62	2	2
TOTALS	RPI 1-25	RPI 26-50	W-L RECORDS	RPI 51-100	RPI 101-150	RPI 150+			
15- 16	1- 10	0- 4	OVERALL	3- 1	3- 1	8- 0			
3- 6	0- 4	0- 1	HOME	1- 0	0- 1	2- 0			
5- 8	0- 5	0- 2	AWAY	2- 1	2- 0	1- 0			
7- 2	1- 1	0- 1	NEUTRAL	0- 0	1- 0	5- 0			
9- 4	1- 1	0- 2	NON-CONFERENCE	1- 1	1- 0	6- 0			
1- 0	0- 0	0- 0	HOME	0- 0	0- 0	1- 0			
2- 3	0- 1	0- 1	AWAY	1- 1	0- 0	1- 0			
6- 1	1- 0	0- 1	NEUTRAL	0- 0	1- 0	4- 0			
6- 12	0- 9	0- 2	CONFERENCE	2- 0	2- 1	2- 0			
2- 6	0- 4	0- 1	HOME	1- 0	0- 1	1- 0			
3- 5	0- 4	0- 1	AWAY	1- 0	2- 0	0- 0			
1- 1	0- 1	0- 0	NEUTRAL	0- 0	0- 0	1- 0			

RPI S	Opponent	Score	RPI S	Opponent	Score	RPI S	Opponent	Score	RPI S	Opponent	Score
3	H South Carolina	62 81	33	A Arizona St.	63 69	68	A Northwestern	68 73	110	A Vanderbilt	93 73
5	A Mississippi St.	49 82	35	A LSU	67 78	78	A Chattanooga	72 61	116	H Ole Miss	75 84
13	A Florida St.	58 83	46	H Auburn	75 82	85	A Georgia	76 68	123	N Long Beach St.	83 53
14	A Kentucky	48 67	48	N Indiana	88 102	85	H Georgia	65 58	130	A Alabama	66 56
18	N Temple	83 76							168	H Arkansas	57 53
22	A Tennessee	70 74							168	N Arkansas	71 61
22	H Tennessee	75 84							238	N Wofford	74 51
23	A Texas A&M	76 84							252	N South Ala.	85 33
23	H Texas A&M	59 67							296	N N.C. A&T	67 38
23	N Texas A&M	48 67							322	A Arkansas St.	71 60
24	H Missouri	67 74							329	H Southeastern La.	102 51
									331	N Florida A&M	78 65
LAST 12 Division I GAMES:											
23	N Texas A&M	48 67	130	A Alabama	66 56						
168	N Arkansas	71 61	168	H Arkansas	57 53						
85	H Georgia	65 58	116	H Ole Miss	75 84						
22	A Tennessee	70 74	23	A Texas A&M	76 84						
14	A Kentucky	48 67	110	A Vanderbilt	93 73						
24	H Missouri	67 74	22	H Tennessee	75 84						

Non-Div I Games:

Florida

Average RPI Win:	<b>292</b>	WON-LOST	WINNING	LAST 10	STRENGTH OF	OPP. STRENGTH	TEAM	ADJ.	CONF.	ADJ CONF.
Average RPI Loss:	<b>234</b>	RECORD	PCT. RANK	GAMES	SCHEDULE	OF SCHEDULE	RPI	RPI	RPI	RPI
DIV. I ONLY	<b>9- 18</b>	<b>263</b>	<b>7- 3</b>	<b>343</b>	<b>342</b>	<b>331</b>	<b>331</b>	<b>32</b>	<b>32</b>	
DIV. I NON-CONF.	<b>0- 11</b>	<b>335</b>	<b>0- 0</b>	<b>322</b>	<b>291</b>	<b>349</b>	<b>349</b>	<b>31</b>	<b>31</b>	
TOTALS	RPI 1-25	RPI 26-50	W-L RECORDS	RPI 51-100	RPI 101-150	RPI 150+				
9- 18	0- 0	0- 0	OVERALL	0- 1	0- 1	9- 16				
6- 6	0- 0	0- 0	HOME	0- 0	0- 0	6- 6				
3- 8	0- 0	0- 0	AWAY	0- 0	0- 1	3- 7				
0- 4	0- 0	0- 0	NEUTRAL	0- 1	0- 0	0- 3				
0- 11	0- 0	0- 0	NON-CONFERENCE	0- 1	0- 1	0- 9				
0- 4	0- 0	0- 0	HOME	0- 0	0- 0	0- 4				
0- 3	0- 0	0- 0	AWAY	0- 0	0- 1	0- 2				
0- 4	0- 0	0- 0	NEUTRAL	0- 1	0- 0	0- 3				
9- 7	0- 0	0- 0	CONFERENCE	0- 0	0- 0	9- 7				
6- 2	0- 0	0- 0	HOME	0- 0	0- 0	6- 2				
3- 5	0- 0	0- 0	AWAY	0- 0	0- 0	3- 5				
0- 0	0- 0	0- 0	NEUTRAL	0- 0	0- 0	0- 0				

RPI 1-25				RPI 26-50				RPI 51-100				RPI 101+ Team's RPI: 331					
RPI	S	Opponent	Score	RPI	S	Opponent	Score	RPI	S	Opponent	Score	RPI	S	Opponent	Score		
								86	N	Florida	65	78	130	A	Alabama	46	81
													154	H	Omaha	50	70
													171	H	Hampton	62	44
													177	A	Bethune-Cookman	53	66
													177	H	Bethune-Cookman	41	64
													182	H	Morehead St.	48	53
													216	A	Howard	58	72
													216	H	Howard	55	51
													235	N	Richmond	51	64
													243	A	Marshall	67	77
													251	N	Jacksonville St.	54	66
													261	N	Stony Brook	49	80
													267	H	UMES	59	49
													272	H	Norfolk St.	59	51
													279	H	Western Caro.	61	62
													286	H	Coppin St.	62	70
													295	A	North Florida	60	71
													296	A	N.C. A&T	57	65
													300	H	Eastern Ill.	50	66
													303	A	Savannah St.	52	56
													328	A	Morgan St.	61	26
													328	H	Morgan St.	51	48
													334	A	N.C. Central	49	52
													347	A	Delaware St.	65	56
													347	H	Delaware St.	69	61
													348	A	South Carolina St.	81	61
LAST 12 Division I GAMES:																	
				177	A	Bethune-Cookman	53	66					347	H	Delaware St.	69	61
				348	A	South Carolina St.	81	61					216	H	Howard	55	51
				171	H	Hampton	62	44					328	A	Morgan St.	61	26
				272	H	Norfolk St.	59	51					347	A	Delaware St.	65	56
				334	A	N.C. Central	49	52					267	H	UMES	59	49
				296	A	N.C. A&T	57	65					177	H	Bethune-Cookman	41	64

Non-Div I Games: Thomas (GA) 74 65 Stillman 69 59

Florida A&amp;M

■ Loss, 
 ■ Non-Conf, 
 ■ S Site, 
 ■ Home 
 ■ A Away 
 N Neutral

Average RPI Win: 114		WON-LOST	WINNING	LAST 10	STRENGTH OF		OPP. STRENGTH	TEAM	ADJ.	CONF.	ADJ CONF.
Average RPI Loss: 20		RECORD	PCT. RANK	GAMES	SCHEDULE		OF SCHEDULE	RPI	RPI	RPI	RPI
DIV. I ONLY		25- 6	20	6- 4	14		33	13	13	3	3
DIV. I NON-CONF.		12- 2	21	0- 1	39		62	18	18	4	4
TOTALS		RPI 1-25	RPI 26-50		W-L RECORDS		RPI 51-100	RPI 101-150		RPI 150+	
25- 6	4- 4	3- 1		OVERALL		7- 1	4- 0		7- 0		
13- 3	3- 2	2- 1		HOME		3- 0	1- 0		4- 0		
9- 2	1- 1	0- 0		AWAY		3- 1	3- 0		2- 0		
3- 1	0- 1	1- 0		NEUTRAL		1- 0	0- 0		1- 0		
12- 2	0- 2	2- 0		NON-CONFERENCE		5- 0	0- 0		5- 0		
6- 2	0- 2	1- 0		HOME		2- 0	0- 0		3- 0		
3- 0	0- 0	0- 0		AWAY		2- 0	0- 0		1- 0		
3- 0	0- 0	1- 0		NEUTRAL		1- 0	0- 0		1- 0		
13- 4	4- 2	1- 1		CONFERENCE		2- 1	4- 0		2- 0		
7- 1	3- 0	1- 1		HOME		1- 0	1- 0		1- 0		
6- 2	1- 1	0- 0		AWAY		1- 1	3- 0		1- 0		
0- 1	0- 1	0- 0		NEUTRAL		0- 0	0- 0		0- 0		

RPI	S	Opponent	Score	RPI	S	Opponent	Score	RPI	S	Opponent	Score	RPI	S	Opponent	Score
1	H	UConn	76 78	29	H	Syracuse	77 58	51	A	Virginia	51 60	104	A	Virginia Tech	82 54
2	A	Notre Dame	61 79	37	H	North Carolina St.	61 70	58	A	Georgia Tech	69 63	111	A	Clemson	86 27
7	H	Duke	69 45	41	H	James Madison	84 64	70	A	Minnesota	75 61	111	H	Clemson	80 47
11	H	Louisville	72 65	44	N	Michigan	76 62	75	N	Gonzaga	87 69	118	A	North Carolina	90 77
12	H	Texas	88 92					86	H	Florida	83 58	157	H	Pittsburgh	79 48
15	A	Miami (FL)	81 66					88	H	Wake Forest	102 60	173	A	UAB	93 47
15	H	Miami (FL)	80 71					89	A	Mercer	83 40	175	A	Boston College	85 53
15	N	Miami (FL)	54 56					98	H	Jacksonville	90 47	251	H	Jacksonville St.	73 62
												279	H	Western Caro.	90 41
												295	H	North Florida	95 39
												341	N	Winthrop	98 35
LAST 12 Division I GAMES:															
15	N	Miami (FL)	54 56	88	H	Wake Forest	102 60								
2	A	Notre Dame	61 79	15	H	Miami (FL)	80 71								
157	H	Pittsburgh	79 48	175	A	Boston College	85 53								
111	H	Clemson	80 47	58	A	Georgia Tech	69 63								
51	A	Virginia	51 60	104	A	Virginia Tech	82 54								
12	H	Texas	88 92	29	H	Syracuse	77 58								

Non-Div I Games:

Florida St.

■ Loss, 
 ■ Non-Conf, S Site, 
 ■ Home 
 ■ Away 
 N Neutral

Average RPI Win: <b>201</b>	WON-LOST	WINNING	LAST 10	STRENGTH OF	OPP. STRENGTH	TEAM	ADJ.	CONF.	ADJ CONF.
Average RPI Loss: <b>107</b>	RECORD	PCT. RANK	GAMES	SCHEDULE	OF SCHEDULE	RPI	RPI	RPI	RPI
DIV. I ONLY	<b>21- 11</b>	<b>92</b>	<b>6- 4</b>	<b>156</b>	<b>103</b>	<b>122</b>	<b>122</b>	<b>12</b>	<b>12</b>
DIV. I NON-CONF.	<b>9- 5</b>	<b>112</b>	<b>0- 0</b>	<b>93</b>	<b>110</b>	<b>112</b>	<b>112</b>	<b>12</b>	<b>12</b>
TOTALS	RPI 1-25	RPI 26-50	W-L RECORDS	RPI 51-100	RPI 101-150	RPI 150+			
21- 11	0- 1	2- 1	OVERALL	0- 5	4- 3	15- 1			
16- 3	0- 0	2- 0	HOME	0- 2	4- 1	10- 0			
4- 6	0- 1	0- 1	AWAY	0- 0	0- 0	4- 0			
1- 2	0- 0	0- 0	NEUTRAL	0- 2	0- 0	1- 0			
9- 5	0- 1	1- 0	NON-CONFERENCE	0- 3	2- 1	6- 0			
8- 2	0- 0	1- 0	HOME	0- 2	2- 0	5- 0			
0- 2	0- 1	0- 0	AWAY	0- 0	0- 1	0- 0			
1- 1	0- 0	0- 0	NEUTRAL	0- 1	0- 0	1- 0			
12- 6	0- 0	1- 1	CONFERENCE	0- 2	2- 2	9- 1			
8- 1	0- 0	1- 0	HOME	0- 0	2- 1	5- 0			
4- 4	0- 0	0- 1	AWAY	0- 1	0- 1	4- 1			
0- 1	0- 0	0- 0	NEUTRAL	0- 1	0- 0	0- 0			

RPI 1-25			RPI 26-50			RPI 51-100			RPI 101+ Team's RPI: 122		
RPI	S	Opponent	Score	RPI	S	Opponent	Score	RPI	S	Opponent	Score
2	A	Notre Dame	36 <b>67</b>	36	H	Dayton	66 52	69	H	St. John's (NY)	45 <b>59</b>
				45	H	Little Rock	65 43	94	H	Buffalo	54 <b>58</b>
				50	A	George Washington	46 <b>63</b>	95	A	Saint Louis	58 <b>82</b>
								95	N	Saint Louis	58 <b>68</b>
								97	N	Texas Tech	50 <b>59</b>
LAST 12 Division I GAMES:											
		95 N Saint Louis	58 <b>68</b>			108 H Saint Joseph's	44 39			108 A Saint Joseph's	44 <b>47</b>
		278 H Davidson	62 54			248 H St. Bonaventure	57 45			108 H Saint Joseph's	44 39
		167 A La Salle	66 61			50 A George Washington	46 <b>63</b>			113 H Princeton	57 55
		36 H Dayton	66 52			95 A Saint Louis	58 <b>82</b>			119 H Duquesne	64 51
		278 A Davidson	51 <b>52</b>			143 H VCU	58 <b>61</b>			124 H Albany (NY)	89 82
		308 H Massachusetts	74 43			108 A Saint Joseph's	44 <b>47</b>			143 H VCU	58 <b>61</b>
										144 A Iona	46 <b>55</b>
										167 A La Salle	66 61
										175 H Boston College	56 49
										193 A George Mason	53 49
										209 N Grambling	59 53
										235 H Richmond	67 41
										241 H UNC Asheville	55 42
										248 A St. Bonaventure	60 44
										248 H St. Bonaventure	57 45
										257 H Furman	60 47
										263 H Niagara	92 69
										277 H Manhattan	63 60
										278 A Davidson	51 <b>52</b>
										278 H Davidson	85 72
										278 H Davidson	62 54
										301 A Rhode Island	74 69
										308 H Massachusetts	74 43

Non-Div I Games:

Fordham

■ Loss, 
 ■ Non-Conf, 
 S Site, 
 ■ Home 
 ■ Away 
 N Neutral



Fort Wayne

Through Games Of March 4, 2017

Average RPI Win: <b>260</b>	WON-LOST	WINNING	LAST 10	STRENGTH OF	OPP. STRENGTH	TEAM	ADJ.	CONF.	ADJ CONF.
Average RPI Loss: <b>148</b>	RECORD	PCT. RANK	GAMES	SCHEDULE	OF SCHEDULE	RPI	RPI	RPI	RPI
DIV. I ONLY	<b>4- 23</b>	<b>329</b>	<b>2- 8</b>	<b>168</b>	<b>168</b>	<b>313</b>	<b>313</b>	<b>11</b>	<b>11</b>
DIV. I NON-CONF.	<b>2- 9</b>	<b>293</b>	<b>0- 0</b>	<b>245</b>	<b>260</b>	<b>306</b>	<b>306</b>	<b>10</b>	<b>10</b>
TOTALS	RPI 1-25	RPI 26-50	W-L RECORDS	RPI 51-100	RPI 101-150	RPI 150+			
4- 23	0- 0	0- 2	OVERALL	0- 8	0- 2	4- 11			
2- 9	0- 0	0- 1	HOME	0- 4	0- 1	2- 3			
1- 13	0- 0	0- 1	AWAY	0- 4	0- 1	1- 7			
1- 1	0- 0	0- 0	NEUTRAL	0- 0	0- 0	1- 1			
2- 9	0- 0	0- 0	NON-CONFERENCE	0- 2	0- 2	2- 5			
0- 3	0- 0	0- 0	HOME	0- 1	0- 1	0- 1			
1- 5	0- 0	0- 0	AWAY	0- 1	0- 1	1- 3			
1- 1	0- 0	0- 0	NEUTRAL	0- 0	0- 0	1- 1			
2- 14	0- 0	0- 2	CONFERENCE	0- 6	0- 0	2- 6			
2- 6	0- 0	0- 1	HOME	0- 3	0- 0	2- 2			
0- 8	0- 0	0- 1	AWAY	0- 3	0- 0	0- 4			
0- 0	0- 0	0- 0	NEUTRAL	0- 0	0- 0	0- 0			

RPI S	Opponent	Score	RPI S	Opponent	Score	RPI S	Opponent	Score	RPI S	Opponent	Score	Team's RPI: 313
31	A South Dakota St.	51 <b>73</b>	31	H South Dakota St.	59 <b>76</b>	60	H Belmont	59 <b>85</b>	136	A Wright St.	51 <b>62</b>	
						63	A South Dakota	59 <b>87</b>	146	H Oakland	61 <b>82</b>	
						63	H South Dakota	55 <b>82</b>	152	A Oral Roberts	56 <b>82</b>	
						65	A IUPUI	55 <b>66</b>	152	H Oral Roberts	59 <b>75</b>	
						65	H IUPUI	48 <b>62</b>	154	A Omaha	49 <b>63</b>	
						74	A Western Ill.	51 <b>77</b>	154	H Omaha	65 62	
						74	H Western Ill.	53 <b>75</b>	172	A Western Mich.	35 <b>61</b>	
						93	A Kent St.	55 <b>66</b>	205	A Illinois	33 <b>56</b>	
									242	N Miami (OH)	47 <b>69</b>	
									245	H Coastal Caro.	57 <b>72</b>	
									260	A Butler	64 <b>70</b>	
									270	N Eastern Ky.	68 59	
									298	A North Dakota St.	56 <b>68</b>	
									298	H North Dakota St.	72 68	
									306	A Denver	50 <b>78</b>	
									306	H Denver	72 <b>78</b>	
									318	A Ill.-Chicago	61 55	
LAST 12 Division I GAMES:												
65	A IUPUI	55 <b>66</b>	306	A Denver	50 <b>78</b>							
74	A Western Ill.	51 <b>77</b>	65	H IUPUI	48 <b>62</b>							
31	H South Dakota St.	59 <b>76</b>	154	H Omaha	65 62							
154	A Omaha	49 <b>63</b>	152	H Oral Roberts	59 <b>75</b>							
298	H North Dakota St.	72 68	63	A South Dakota	59 <b>87</b>							
63	H South Dakota	55 <b>82</b>	306	H Denver	72 <b>78</b>							

Non-Div I Games: Defiance 76 58 Trine 71 **80**

Fort Wayne

Loss, Non-Conf, S Site, H Home A Away N Neutral

Fresno St.

Through Games Of March 4, 2017

Average RPI Win:	233	WON-LOST	WINNING	LAST 10	STRENGTH OF	OPP. STRENGTH	TEAM	ADJ.	CONF.	ADJ CONF.
Average RPI Loss:	112	RECORD	PCT. RANK	GAMES	SCHEDULE	OF SCHEDULE	RPI	RPI	RPI	RPI
DIV. I ONLY	13- 14	183	4- 6	148	149	176	176	13	13	
DIV. I NON-CONF.	5- 4	143	0- 0	140	175	141	141	15	15	
TOTALS	RPI 1-25	RPI 26-50	W-L RECORDS	RPI 51-100	RPI 101-150	RPI 150+				
13- 14	0- 1	0- 2	OVERALL	2- 5	1- 2	10- 4				
6- 7	0- 0	0- 1	HOME	1- 2	1- 1	4- 3				
5- 7	0- 1	0- 1	AWAY	0- 3	0- 1	5- 1				
2- 0	0- 0	0- 0	NEUTRAL	1- 0	0- 0	1- 0				
5- 4	0- 1	0- 0	NON-CONFERENCE	1- 1	1- 0	3- 2				
1- 3	0- 0	0- 0	HOME	0- 1	1- 0	0- 2				
2- 1	0- 1	0- 0	AWAY	0- 0	0- 0	2- 0				
2- 0	0- 0	0- 0	NEUTRAL	1- 0	0- 0	1- 0				
8- 10	0- 0	0- 2	CONFERENCE	1- 4	0- 2	7- 2				
5- 4	0- 0	0- 1	HOME	1- 1	0- 1	4- 1				
3- 6	0- 0	0- 1	AWAY	0- 3	0- 1	3- 1				
0- 0	0- 0	0- 0	NEUTRAL	0- 0	0- 0	0- 0				

RPI S	Opponent	Score	RPI S	Opponent	Score	RPI S	Opponent	Score	RPI S	Opponent	Score	Team's RPI: 176
10 A	Washington	54 85	49 A	Colorado St.	56 73	60 N	Belmont	62 53	138 H	San Francisco	61 48	
			49 H	Colorado St.	64 66	66 A	Boise St.	66 67	147 A	New Mexico	57 66	
						66 H	Boise St.	48 66	147 H	New Mexico	54 80	
						77 H	Utah	55 65	158 H	CSUN	57 61	
						87 A	Wyoming	48 70	186 H	Utah St.	47 52	
						87 H	Wyoming	52 47	206 A	San Jose St.	68 77	
						92 A	UNLV	38 54	206 H	San Jose St.	88 74	
									233 H	UC Santa Barbara	49 50	
									244 A	Pacific	74 67	
									249 A	Weber St.	60 57	
									259 A	San Diego St.	59 51	
									259 H	San Diego St.	59 50	
									281 A	Nevada	71 70	
									281 H	Nevada	68 54	
									321 A	Air Force	72 56	
									321 H	Air Force	63 40	
									327 N	UC Irvine	63 45	
LAST 12 Division I GAMES:												
92 A	UNLV	38 54	87 H	Wyoming	52 47							
66 H	Boise St.	48 66	259 A	San Diego St.	59 51							
259 H	San Diego St.	59 50	321 A	Air Force	72 56							
147 A	New Mexico	57 66	186 H	Utah St.	47 52							
206 A	San Jose St.	68 77	281 H	Nevada	68 54							
49 H	Colorado St.	64 66	49 A	Colorado St.	56 73							

Non-Div I Games: Biola 71 50 Cal St. Dom. Hills 73 60

Fresno St.

Loss, Non-Conf, S Site, H Home A Away N Neutral

Average RPI Win: <b>245</b>	WON-LOST	WINNING	LAST 10	STRENGTH OF	OPP. STRENGTH	TEAM	ADJ.	CONF.	ADJ CONF.
Average RPI Loss: <b>159</b>	RECORD	PCT. RANK	GAMES	SCHEDULE	OF SCHEDULE	RPI	RPI	RPI	RPI
DIV. I ONLY	<b>11- 17</b>	<b>233</b>	<b>3- 7</b>	<b>235</b>	<b>206</b>	<b>257</b>	<b>257</b>	<b>17</b>	<b>17</b>
DIV. I NON-CONF.	<b>4- 9</b>	<b>248</b>	<b>0- 1</b>	<b>281</b>	<b>211</b>	<b>311</b>	<b>311</b>	<b>20</b>	<b>20</b>
TOTALS	RPI 1-25	RPI 26-50	W-L RECORDS	RPI 51-100	RPI 101-150	RPI 150+			
11- 17	0- 0	0- 1	OVERALL	1- 5	0- 3	10- 8			
9- 4	0- 0	0- 0	HOME	1- 1	0- 1	8- 2			
2- 11	0- 0	0- 1	AWAY	0- 0	0- 0	2- 0			
0- 2	0- 0	0- 0	NEUTRAL	0- 0	0- 1	0- 1			
4- 9	0- 0	0- 1	NON-CONFERENCE	0- 2	0- 3	4- 3			
4- 2	0- 0	0- 0	HOME	0- 0	0- 1	4- 1			
0- 6	0- 0	0- 1	AWAY	0- 2	0- 1	0- 2			
0- 1	0- 0	0- 0	NEUTRAL	0- 0	0- 1	0- 0			
7- 8	0- 0	0- 0	CONFERENCE	1- 3	0- 0	6- 5			
5- 2	0- 0	0- 0	HOME	1- 1	0- 0	4- 1			
2- 5	0- 0	0- 0	AWAY	0- 2	0- 0	2- 3			
0- 1	0- 0	0- 0	NEUTRAL	0- 0	0- 0	0- 1			

RPI 1-25			RPI 26-50			RPI 51-100			RPI 101+			Team's RPI: 257			
RPI	S	Opponent	Score	RPI	S	Opponent	Score	RPI	S	Opponent	Score				
				38	A	Central Mich.	71 81	78	A	Chattanooga	43 66	122	A	Fordham	47 60
								78	H	Chattanooga	65 48	139	N	Eastern Wash.	56 68
								85	A	Georgia	62 67	143	H	VCU	61 75
								88	A	Wake Forest	52 59	201	A	UNCG	52 65
								89	A	Mercer	52 76	201	H	UNCG	65 55
								89	H	Mercer	47 68	201	N	UNCG	63 68
												203	A	ETSU	66 75
												203	H	ETSU	64 74
												224	A	UNCW	52 56
												228	A	Samford	54 50
												228	H	Samford	53 48
												235	H	Richmond	48 54
												238	A	Wofford	69 49
												238	H	Wofford	65 60
												241	H	UNC Asheville	63 51
												278	A	Davidson	61 71
												279	A	Western Caro.	72 75
												279	H	Western Caro.	73 44
												312	H	Gardner-Webb	84 62
												315	H	USC Upstate	57 37
												334	H	N.C. Central	60 40
LAST 12 Division I GAMES:															
				201	N	UNCG	63 68	238	H	Wofford	65 60				
				38	A	Central Mich.	71 81	201	A	UNCG	52 65				
				203	A	ETSU	66 75	279	A	Western Caro.	72 75				
				78	A	Chattanooga	43 66	78	H	Chattanooga	65 48				
				89	H	Mercer	47 68	203	H	ETSU	64 74				
				228	H	Samford	53 48	228	A	Samford	54 50				

Non-Div I Games: Bob Jones 95 45 Mars Hill 81 46 Newberry 67 41

Furman

## Ga. Southern

Through Games Of March 4, 2017

Average RPI Win:	268	WON-LOST	WINNING	LAST 10	STRENGTH OF	OPP. STRENGTH	TEAM	ADJ.	CONF.	ADJ CONF.
Average RPI Loss:	157	RECORD	PCT. RANK	GAMES	SCHEDULE	OF SCHEDULE	RPI	RPI	RPI	RPI
DIV. I ONLY	12- 16	216	6- 4	239	277	232	232	21	21	
DIV. I NON-CONF.	3- 7	250	0- 0	164	338	253	253	19	19	
TOTALS	RPI 1-25	RPI 26-50	W-L RECORDS	RPI 51-100	RPI 101-150	RPI 150+				
12- 16	0- 0	0- 1	OVERALL	0- 3	1- 6	11- 6				
7- 6	0- 0	0- 0	HOME	0- 2	1- 2	6- 2				
5- 10	0- 0	0- 1	AWAY	0- 1	0- 4	5- 4				
0- 0	0- 0	0- 0	NEUTRAL	0- 0	0- 0	0- 0				
3- 7	0- 0	0- 0	NON-CONFERENCE	0- 2	0- 3	3- 2				
2- 2	0- 0	0- 0	HOME	0- 1	0- 1	2- 0				
1- 5	0- 0	0- 0	AWAY	0- 1	0- 2	1- 2				
0- 0	0- 0	0- 0	NEUTRAL	0- 0	0- 0	0- 0				
9- 9	0- 0	0- 1	CONFERENCE	0- 1	1- 3	8- 4				
5- 4	0- 0	0- 0	HOME	0- 1	1- 1	4- 2				
4- 5	0- 0	0- 1	AWAY	0- 0	0- 2	4- 2				
0- 0	0- 0	0- 0	NEUTRAL	0- 0	0- 0	0- 0				

RPI 1-25				RPI 26-50				RPI 51-100				RPI 101+				Team's RPI: 232
RPI	S	Opponent	Score	RPI	S	Opponent	Score	RPI	S	Opponent	Score	RPI	S	Opponent	Score	
				45	A	Little Rock	41 57	65	A	IUPUI	57 83	102	H	UCF	54 74	
								83	H	UT Arlington	60 69	111	A	Clemson	47 58	
								89	H	Mercer	56 77	125	A	Troy	67 77	
												125	H	Troy	86 89	
												130	A	Alabama	48 66	
												150	A	Louisiana	52 79	
												150	H	Louisiana	63 60	
												164	H	Texas St.	71 69	
												225	A	Appalachian St.	48 73	
												225	H	Appalachian St.	53 50	
												245	A	Coastal Caro.	65 62	
												245	H	Coastal Caro.	78 70	
												251	A	Jacksonville St.	55 67	
												252	A	South Ala.	53 45	
												252	H	South Ala.	46 55	
												255	A	Georgia St.	62 63	
												255	H	Georgia St.	54 58	
												256	A	Charleston So.	54 55	
												296	H	N.C. A&T	65 50	
												303	A	Savannah St.	50 45	
												322	A	Arkansas St.	84 76	
												330	A	La.-Monroe	65 44	
												330	H	La.-Monroe	76 65	
												348	H	South Carolina St.	74 58	
LAST 12 Division I GAMES:																
				255	A	Georgia St.	62 63					225	A	Appalachian St.	48 73	
				322	A	Arkansas St.	84 76					330	H	La.-Monroe	76 65	
				45	A	Little Rock	41 57					150	H	Louisiana	63 60	
				164	H	Texas St.	71 69					252	A	South Ala.	53 45	
				83	H	UT Arlington	60 69					125	A	Troy	67 77	
				245	A	Coastal Caro.	65 62					225	H	Appalachian St.	53 50	

Non-Div I Games: Thomas (GA) 106 43

Ga. Southern

■ Loss, 
 ■ Non-Conf, 
 ■ S Site, 
 ■ Home 
 ■ A Away 
 N Neutral

Average RPI Win: 305		WON-LOST	WINNING	LAST 10	STRENGTH OF	OPP. STRENGTH	TEAM	ADJ.	CONF.	ADJ CONF.
Average RPI Loss: 201		RECORD	PCT. RANK	GAMES	SCHEDULE	OF SCHEDULE	RPI	RPI	RPI	RPI
DIV. I ONLY		8- 18	280	3- 7	319	310	312	312	28	28
DIV. I NON-CONF.		2- 6	275	0- 0	315	219	289	289	28	28
TOTALS		RPI 1-25	RPI 26-50	W-L RECORDS	RPI 51-100	RPI 101-150	RPI 150+			
8- 18	0- 0		0- 0	OVERALL	0- 0	0- 4	8- 14			
4- 5	0- 0		0- 0	HOME	0- 0	0- 1	4- 4			
4- 11	0- 0		0- 0	AWAY	0- 0	0- 2	4- 4			
0- 2	0- 0		0- 0	NEUTRAL	0- 0	0- 0	0- 2			
2- 6	0- 0		0- 0	NON-CONFERENCE	0- 0	0- 2	2- 4			
0- 0	0- 0		0- 0	HOME	0- 0	0- 0	0- 0			
2- 4	0- 0		0- 0	AWAY	0- 0	0- 2	2- 2			
0- 2	0- 0		0- 0	NEUTRAL	0- 0	0- 0	0- 2			
6- 12	0- 0		0- 0	CONFERENCE	0- 0	0- 2	6- 10			
4- 5	0- 0		0- 0	HOME	0- 0	0- 1	4- 4			
2- 7	0- 0		0- 0	AWAY	0- 0	0- 1	2- 6			
0- 0	0- 0		0- 0	NEUTRAL	0- 0	0- 0	0- 0			

[illegible]

Non-Div I Games:	Montreat	92	45	Southern Wesleyan	86	62	Converse	68	38
------------------	----------	----	----	-------------------	----	----	----------	----	----

Gardner-Webb

Loss, Non-Conf, S Site, H Home A Away N Neutral

## George Mason

Through Games Of March 4, 2017

Average RPI Win:	<b>242</b>	WON-LOST	WINNING	LAST 10	STRENGTH OF	OPP. STRENGTH	TEAM	ADJ.	CONF.	ADJ CONF.
Average RPI Loss:	<b>123</b>	RECORD	PCT. RANK	GAMES	SCHEDULE	OF SCHEDULE	RPI	RPI	RPI	RPI
DIV. I ONLY	<b>13- 17</b>	<b>211</b>	<b>3- 7</b>	<b>169</b>	<b>161</b>	<b>193</b>	<b>193</b>	<b>12</b>	<b>12</b>	
DIV. I NON-CONF.	<b>7- 6</b>	<b>157</b>	<b>0- 0</b>	<b>159</b>	<b>286</b>	<b>142</b>	<b>142</b>	<b>12</b>	<b>12</b>	
TOTALS	RPI 1-25	RPI 26-50	W-L RECORDS	RPI 51-100	RPI 101-150	RPI 150+				
13- 17	0- 0	0- 3	OVERALL	0- 4	3- 6	10- 4				
7- 6	0- 0	0- 2	HOME	0- 1	3- 2	4- 1				
6- 10	0- 0	0- 1	AWAY	0- 2	0- 4	6- 3				
0- 1	0- 0	0- 0	NEUTRAL	0- 1	0- 0	0- 0				
7- 6	0- 0	0- 0	NON-CONFERENCE	0- 3	2- 2	5- 1				
3- 2	0- 0	0- 0	HOME	0- 1	2- 1	1- 0				
4- 3	0- 0	0- 0	AWAY	0- 1	0- 1	4- 1				
0- 1	0- 0	0- 0	NEUTRAL	0- 1	0- 0	0- 0				
6- 11	0- 0	0- 3	CONFERENCE	0- 1	1- 4	5- 3				
4- 4	0- 0	0- 2	HOME	0- 0	1- 1	3- 1				
2- 7	0- 0	0- 1	AWAY	0- 1	0- 3	2- 2				
0- 0	0- 0	0- 0	NEUTRAL	0- 0	0- 0	0- 0				

RPI S	Opponent	Score	RPI S	Opponent	Score	RPI S	Opponent	Score	RPI S	Opponent	Score	Team's RPI: 193
36	H Dayton	48 <b>60</b>	64	A Georgetown	56 <b>69</b>	108	A Saint Joseph's	53 <b>57</b>				
50	A George Washington	49 <b>80</b>	80	N Drexel	71 <b>82</b>	119	A Duquesne	55 <b>66</b>				
50	H George Washington	71 <b>79</b>	95	A Saint Louis	50 <b>89</b>	119	A Duquesne	57 <b>76</b>				
			100	H SFA	76 <b>77</b>	122	H Fordham	49 <b>53</b>				
						127	H Radford	70 56				
						128	H Navy	68 64				
						133	H Arizona	70 <b>81</b>				
						135	A Delaware	51 <b>67</b>				
						143	H VCU	70 59				
						155	A Detroit Mercy	55 54				
						167	A La Salle	57 <b>59</b>				
						199	A Towson	75 <b>79</b>				
						235	A Richmond	54 50				
						235	H Richmond	58 <b>70</b>				
						248	H St. Bonaventure	52 49				
						272	H Norfolk St.	60 33				
						278	A Davidson	54 <b>58</b>				
						278	H Davidson	59 55				
						301	H Rhode Island	60 51				
						307	A FIU	67 51				
						308	A Massachusetts	66 55				
						314	A Illinois St.	72 46				
						336	A LIU Brooklyn	64 48				
LAST 12 Division I GAMES:												
119	A Duquesne	55 <b>66</b>	119	A Duquesne	57 <b>76</b>							
108	A Saint Joseph's	53 <b>57</b>	167	A La Salle	57 <b>59</b>							
50	A George Washington	49 <b>80</b>	36	H Dayton	48 <b>60</b>							
301	H Rhode Island	60 51	235	A Richmond	54 50							
235	H Richmond	58 <b>70</b>	278	A Davidson	54 <b>58</b>							
278	H Davidson	59 55	143	H VCU	70 59							

Non-Div I Games:

George Mason

■ Loss, 
 ■ Non-Conf, 
 ■ S Site, 
 ■ Home 
 ■ A Away 
 N Neutral

## George Washington

Through Games Of March 4, 2017

Average RPI Win:	176	WON-LOST	WINNING	LAST 10	STRENGTH OF	OPP. STRENGTH	TEAM	ADJ.	CONF.	ADJ CONF.
Average RPI Loss:	77	RECORD	PCT. RANK	GAMES	SCHEDULE	OF SCHEDULE	RPI	RPI	RPI	RPI
DIV. I ONLY	20- 9	71	7- 3	78	89	50	50	12	12	
DIV. I NON-CONF.	7- 5	137	0- 0	42	33	71	71	12	12	
TOTALS	RPI 1-25	RPI 26-50	W-L RECORDS	RPI 51-100	RPI 101-150	RPI 150+				
20- 9	0- 1	2- 3	OVERALL	1- 2	6- 2	11- 1				
11- 2	0- 1	1- 0	HOME	0- 0	4- 1	6- 0				
7- 5	0- 0	0- 2	AWAY	1- 2	1- 0	5- 1				
2- 2	0- 0	1- 1	NEUTRAL	0- 0	1- 1	0- 0				
7- 5	0- 1	1- 2	NON-CONFERENCE	1- 1	2- 0	3- 1				
4- 1	0- 1	0- 0	HOME	0- 0	1- 0	3- 0				
1- 3	0- 0	0- 1	AWAY	1- 1	0- 0	0- 1				
2- 1	0- 0	1- 1	NEUTRAL	0- 0	1- 0	0- 0				
13- 4	0- 0	1- 1	CONFERENCE	0- 1	4- 2	8- 0				
7- 1	0- 0	1- 0	HOME	0- 0	3- 1	3- 0				
6- 2	0- 0	0- 1	AWAY	0- 1	1- 0	5- 0				
0- 1	0- 0	0- 0	NEUTRAL	0- 0	0- 1	0- 0				

RPI 1-25				RPI 26-50				Team's RPI: 50	RPI 51-100				RPI 101+			
RPI	S	Opponent	Score	RPI	S	Opponent	Score		RPI	S	Opponent	Score	RPI	S	Opponent	Score
8	H	Stanford	52 71	29	N	Syracuse	71 74		54	A	Villanova	72 69	105	N	FGCU	76 47
				31	A	South Dakota St.	55 60		64	A	Georgetown	57 72	108	H	Saint Joseph's	53 44
				36	A	Dayton	48 50		95	A	Saint Louis	59 67	113	H	Princeton	56 45
				36	H	Dayton	52 39						119	A	Duquesne	75 40
				39	N	Western Ky.	68 49						119	H	Duquesne	63 73
													119	N	Duquesne	58 62
													122	H	Fordham	63 46
													143	H	VCU	81 67
													167	A	La Salle	79 65
													190	A	American	61 66
													193	A	George Mason	79 71
													193	H	George Mason	80 49
													205	H	Illinois	72 56
													235	A	Richmond	63 44
													248	H	St. Bonaventure	63 57
													271	H	Loyola Maryland	74 64
													278	H	Davidson	76 62
													286	H	Coppin St.	77 46
													301	A	Rhode Island	72 44
													308	A	Massachusetts	60 54
LAST 12 Division I GAMES:																
				119	N	Duquesne	58 62		167	A	La Salle	79 65				
				235	A	Richmond	63 44		122	H	Fordham	63 46				
				193	H	George Mason	80 49		119	H	Duquesne	63 73				
				248	H	St. Bonaventure	63 57		95	A	Saint Louis	59 67				
				36	H	Dayton	52 39		308	A	Massachusetts	60 54				
				301	A	Rhode Island	72 44		278	H	Davidson	76 62				

Non-Div I Games:

George Washington

■ Loss, 
 ■ Non-Conf, S Site, 
 ■ Home 
 ■ Away 
 N Neutral

## Georgetown

Through Games Of March 4, 2017

Average RPI Win:	176	WON-LOST	WINNING	LAST 10	STRENGTH OF	OPP. STRENGTH	TEAM	ADJ.	CONF.	ADJ CONF.
Average RPI Loss:	45	RECORD	PCT. RANK	GAMES	SCHEDULE	OF SCHEDULE	RPI	RPI	RPI	RPI
DIV. I ONLY	17- 11	111	6- 4	67	74	64	64	7	7	
DIV. I NON-CONF.	8- 2	49	0- 0	97	75	25	25	7	7	
TOTALS	RPI 1-25	RPI 26-50	W-L RECORDS	RPI 51-100	RPI 101-150	RPI 150+				
17- 11	0- 4	1- 2	OVERALL	2- 4	3- 1	11- 0				
8- 4	0- 2	1- 1	HOME	1- 1	1- 0	5- 0				
7- 7	0- 2	0- 1	AWAY	0- 3	1- 1	6- 0				
2- 0	0- 0	0- 0	NEUTRAL	1- 0	1- 0	0- 0				
8- 2	0- 0	1- 0	NON-CONFERENCE	1- 1	3- 1	3- 0				
3- 0	0- 0	1- 0	HOME	0- 0	1- 0	1- 0				
3- 2	0- 0	0- 0	AWAY	0- 1	1- 1	2- 0				
2- 0	0- 0	0- 0	NEUTRAL	1- 0	1- 0	0- 0				
9- 9	0- 4	0- 2	CONFERENCE	1- 3	0- 0	8- 0				
5- 4	0- 2	0- 1	HOME	1- 1	0- 0	4- 0				
4- 5	0- 2	0- 1	AWAY	0- 2	0- 0	4- 0				
0- 0	0- 0	0- 0	NEUTRAL	0- 0	0- 0	0- 0				

RPI 1-25				RPI 26-50				RPI 51-100 Team's RPI: 64				RPI 101+			
RPI	S	Opponent	Score	RPI	S	Opponent	Score	RPI	S	Opponent	Score	RPI	S	Opponent	Score
16	A	DePaul	70 79	32	A	Marquette	70 80	54	A	Villanova	50 71	104	A	Virginia Tech	63 73
16	H	DePaul	53 76	32	H	Marquette	77 84	54	H	Villanova	54 49	130	H	Alabama	70 59
19	A	Creighton	68 70	50	H	George Washington	72 57	69	A	St. John's (NY)	54 65	135	A	Delaware	54 46
19	H	Creighton	59 67					69	H	St. John's (NY)	66 71	136	N	Wright St.	67 60
								70	A	Minnesota	60 68	192	A	Providence	71 39
								84	N	Penn St.	68 54	192	H	Providence	72 70
												193	H	George Mason	69 56
												198	A	Seton Hall	77 60
												198	H	Seton Hall	77 58
												199	A	Towson	75 59
												200	A	Xavier	69 64
												200	H	Xavier	81 63
												260	A	Butler	58 52
												260	H	Butler	83 72
												307	A	FIU	66 53
LAST 12 Division I GAMES:															
16	A	DePaul	70 79	19	H	Creighton	59 67								
32	A	Marquette	70 80	192	H	Providence	72 70								
200	H	Xavier	81 63	54	H	Villanova	54 49								
260	H	Butler	83 72	260	A	Butler	58 52								
69	A	St. John's (NY)	54 65	200	A	Xavier	69 64								
198	A	Seton Hall	77 60	198	H	Seton Hall	77 58								

Non-Div I Games:

Georgetown

■ Loss, 
 ■ Non-Conf, S Site, 
 ■ Home 
 ■ Away 
 N Neutral



Average RPI Win:	135	WON-LOST	WINNING	LAST 10	STRENGTH OF	OPP. STRENGTH	TEAM	ADJ.	CONF.	ADJ CONF.
Average RPI Loss:	53	RECORD	PCT. RANK	GAMES	SCHEDULE	OF SCHEDULE	RPI	RPI	RPI	RPI
DIV. I ONLY	16- 15	166	6- 4	40	19	85	85	2	2	
DIV. I NON-CONF.	8- 5	125	0- 0	174	108	149	149	2	2	
TOTALS	RPI 1-25	RPI 26-50	W-L RECORDS	RPI 51-100	RPI 101-150	RPI 150+				
16- 15	2- 7	3- 1	OVERALL	3- 5	2- 1	6- 1				
11- 5	2- 2	1- 0	HOME	2- 2	2- 0	4- 1				
3- 8	0- 4	1- 0	AWAY	0- 3	0- 1	2- 0				
2- 2	0- 1	1- 1	NEUTRAL	1- 0	0- 0	0- 0				
8- 5	0- 0	0- 1	NON-CONFERENCE	3- 3	0- 0	5- 1				
6- 2	0- 0	0- 0	HOME	2- 1	0- 0	4- 1				
1- 2	0- 0	0- 0	AWAY	0- 2	0- 0	1- 0				
1- 1	0- 0	0- 1	NEUTRAL	1- 0	0- 0	0- 0				
8- 10	2- 7	3- 0	CONFERENCE	0- 2	2- 1	1- 0				
5- 3	2- 2	1- 0	HOME	0- 1	2- 0	0- 0				
2- 6	0- 4	1- 0	AWAY	0- 1	0- 1	1- 0				
1- 1	0- 1	1- 0	NEUTRAL	0- 0	0- 0	0- 0				

RPI	S	Opponent	Score	RPI	S	Opponent	Score	RPI	S	Opponent	Score	RPI	S	Opponent	Score
3	A	South Carolina	63 66	30	N	South Fla.	65 81	51	H	Virginia	43 66	110	H	Vanderbilt	70 68
3	H	South Carolina	44 62	35	H	LSU	70 65	58	A	Georgia Tech	45 52	116	A	Ole Miss	62 69
3	N	South Carolina	48 72	46	A	Auburn	57 51	70	N	Minnesota	70 58	130	H	Alabama	71 65
5	A	Mississippi St.	49 58	46	N	Auburn	56 52	76	A	Oklahoma St.	51 71	168	A	Arkansas	69 66
14	A	Kentucky	61 82					81	H	BYU	81 51	181	A	Cincinnati	51 48
14	H	Kentucky	56 66					86	A	Florida	58 65	228	H	Samford	59 65
22	H	Tennessee	81 78					86	H	Florida	68 76	257	H	Furman	67 62
23	H	Texas A&M	69 59					89	H	Mercer	72 64	274	H	Kennesaw St.	82 40
24	A	Missouri	45 63									279	H	Western Caro.	78 43
												348	H	South Carolina St.	64 50
LAST 12 Division I GAMES:															
		3 N South Carolina	48 72			46 A Auburn	57 51								
		46 N Auburn	56 52			14 H Kentucky	56 66								
		86 A Florida	58 65			22 H Tennessee	81 78								
		130 H Alabama	71 65			168 A Arkansas	69 66								
		35 H LSU	70 65			116 A Ole Miss	62 69								
		5 A Mississippi St.	49 58			3 H South Carolina	44 62								

Non-Div I Games:

Georgia

■ Loss, 
 ■ Non-Conf, 
 ■ S Site, 
 ■ H Home 
 ■ A Away 
 N Neutral

Average RPI Win: <b>215</b>	WON-LOST	WINNING	LAST 10	STRENGTH OF	OPP. STRENGTH	TEAM	ADJ.	CONF.	ADJ CONF.
Average RPI Loss: <b>180</b>	RECORD	PCT. RANK	GAMES	SCHEDULE	OF SCHEDULE	RPI	RPI	RPI	RPI
DIV. I ONLY	11- 17	233	6- 4	263	205	255	255	21	21
DIV. I NON-CONF.	3- 7	250	0- 0	210	149	265	265	19	19
TOTALS	RPI 1-25	RPI 26-50	W-L RECORDS	RPI 51-100	RPI 101-150	RPI 150+			
11- 17	0- 0	0- 2	OVERALL	1- 2	1- 4	9- 9			
4- 9	0- 0	0- 1	HOME	1- 0	0- 2	3- 6			
6- 6	0- 0	0- 1	AWAY	0- 1	1- 2	5- 2			
1- 2	0- 0	0- 0	NEUTRAL	0- 1	0- 0	1- 1			
3- 7	0- 0	0- 1	NON-CONFERENCE	0- 2	0- 1	3- 3			
1- 3	0- 0	0- 1	HOME	0- 0	0- 0	1- 2			
1- 2	0- 0	0- 0	AWAY	0- 1	0- 1	1- 0			
1- 2	0- 0	0- 0	NEUTRAL	0- 1	0- 0	1- 1			
8- 10	0- 0	0- 1	CONFERENCE	1- 0	1- 3	6- 6			
3- 6	0- 0	0- 0	HOME	1- 0	0- 2	2- 4			
5- 4	0- 0	0- 1	AWAY	0- 0	1- 1	4- 2			
0- 0	0- 0	0- 0	NEUTRAL	0- 0	0- 0	0- 0			

RPI S	Opponent	Score	RPI S	Opponent	Score	RPI S	Opponent	Score	RPI S	Opponent	Score	Team's RPI: 255
27	H <b>Elon</b>	67 <b>84</b>	58	A <b>Georgia Tech</b>	42 <b>73</b>	125	A <b>Troy</b>	68 65	125	H <b>Troy</b>	69 <b>87</b>	
45	A <b>Little Rock</b>	45 <b>52</b>	83	H <b>UT Arlington</b>	64 59	130	A <b>Alabama</b>	57 <b>80</b>	150	A <b>Louisiana</b>	65 <b>72</b>	
			84	N <b>Penn St.</b>	42 <b>69</b>	150	H <b>Louisiana</b>	64 <b>70</b>	164	H <b>Texas St.</b>	51 <b>62</b>	
						182	A <b>Morehead St.</b>	68 50	190	N <b>American</b>	59 58	
						224	H <b>UNCW</b>	66 <b>72</b>	225	A <b>Appalachian St.</b>	59 55	
						225	H <b>Appalachian St.</b>	63 <b>67</b>	232	A <b>Ga. Southern</b>	58 54	
						232	H <b>Ga. Southern</b>	63 62	239	H <b>Akron</b>	66 <b>78</b>	
						245	A <b>Coastal Caro.</b>	69 48	245	H <b>Coastal Caro.</b>	67 <b>73</b>	
						252	A <b>South Ala.</b>	55 45	252	H <b>South Ala.</b>	47 <b>77</b>	
						274	H <b>Kennesaw St.</b>	62 59	283	N <b>Eastern Mich.</b>	59 <b>69</b>	
						322	A <b>Arkansas St.</b>	57 <b>59</b>	330	A <b>La.-Monroe</b>	63 <b>72</b>	
						330	H <b>La.-Monroe</b>	87 35				
LAST 12 Division I GAMES:												
232	H <b>Ga. Southern</b>	63 62	245	A <b>Coastal Caro.</b>	69 48							
45	A <b>Little Rock</b>	45 <b>52</b>	150	H <b>Louisiana</b>	64 <b>70</b>							
322	A <b>Arkansas St.</b>	57 <b>59</b>	330	H <b>La.-Monroe</b>	87 35							
83	H <b>UT Arlington</b>	64 59	125	A <b>Troy</b>	68 65							
164	H <b>Texas St.</b>	51 <b>62</b>	252	A <b>South Ala.</b>	55 45							
225	A <b>Appalachian St.</b>	59 55	245	H <b>Coastal Caro.</b>	67 <b>73</b>							

Non-Div I Games: Allen 96 58

Georgia St.

■ Loss, 
 ■ Non-Conf, 
 ■ S Site, 
 ■ H Home 
 ■ A Away 
 N Neutral

Average RPI Win:	140	WON-LOST	WINNING	LAST 10	STRENGTH OF	OPP. STRENGTH	TEAM	ADJ.	CONF.	ADJ CONF.
Average RPI Loss:	46	RECORD	PCT. RANK	GAMES	SCHEDULE	OF SCHEDULE	RPI	RPI	RPI	RPI
DIV. I ONLY	17- 14	148	4- 6	24	35	58	58	3	3	
DIV. I NON-CONF.	11- 2	23	0- 0	65	115	27	27	4	4	
TOTALS	RPI 1-25	RPI 26-50	W-L RECORDS	RPI 51-100	RPI 101-150	RPI 150+				
17- 14	1- 7	2- 2	OVERALL	3- 2	3- 3	8- 0				
11- 5	0- 3	1- 2	HOME	2- 0	3- 0	5- 0				
3- 8	0- 3	0- 0	AWAY	1- 2	0- 3	2- 0				
3- 1	1- 1	1- 0	NEUTRAL	0- 0	0- 0	1- 0				
11- 2	1- 0	1- 1	NON-CONFERENCE	3- 0	1- 1	5- 0				
7- 1	0- 0	0- 1	HOME	2- 0	1- 0	4- 0				
2- 1	0- 0	0- 0	AWAY	1- 0	0- 1	1- 0				
2- 0	1- 0	1- 0	NEUTRAL	0- 0	0- 0	0- 0				
6- 12	0- 7	1- 1	CONFERENCE	0- 2	2- 2	3- 0				
4- 4	0- 3	1- 1	HOME	0- 0	2- 0	1- 0				
1- 7	0- 3	0- 0	AWAY	0- 2	0- 2	1- 0				
1- 1	0- 1	0- 0	NEUTRAL	0- 0	0- 0	1- 0				

RPI	S	Opponent	Score	RPI	S	Opponent	Score	RPI	S	Opponent	Score	RPI	S	Opponent	Score
2	A	Notre Dame	69 90	29	H	Syracuse	75 66	51	A	Virginia	64 65	104	H	Virginia Tech	87 81
2	H	Notre Dame	38 55	36	N	Dayton	81 68	82	A	Middle Tenn.	61 60	111	A	Clemson	61 62
7	H	Duke	68 75	37	H	North Carolina St.	67 75	85	H	Georgia	52 45	111	H	Clemson	72 58
11	A	Louisville	51 91	44	H	Michigan	52 92	88	A	Wake Forest	65 70	113	H	Princeton	67 51
13	H	Florida St.	63 69					89	H	Mercer	70 50	118	A	North Carolina	88 89
15	A	Miami (FL)	70 75									130	A	Alabama	65 67
15	N	Miami (FL)	71 87									157	H	Pittsburgh	71 57
24	N	Missouri	72 70									175	A	Boston College	71 67
												175	N	Boston College	71 67
												211	H	Alabama St.	70 48
												225	H	Appalachian St.	81 52
												228	H	Samford	62 57
												255	H	Georgia St.	73 42
												274	A	Kennesaw St.	86 49
LAST 12 Division I GAMES:															
15	N	Miami (FL)	71 87	2	A	Notre Dame	69 90								
175	N	Boston College	71 67	37	H	North Carolina St.	67 75								
15	A	Miami (FL)	70 75	104	H	Virginia Tech	87 81								
111	H	Clemson	72 58	51	A	Virginia	64 65								
157	H	Pittsburgh	71 57	111	A	Clemson	61 62								
118	A	North Carolina	88 89	13	H	Florida St.	63 69								

Non-Div I Games:

Georgia Tech

■ Loss, 
■ Non-Conf, 
■ S Site, 
■ H Home 
■ A Away 
N Neutral

## Gonzaga

Through Games Of March 4, 2017

Average RPI Win: <b>198</b>	WON-LOST	WINNING	LAST 10	STRENGTH OF	OPP. STRENGTH	TEAM	ADJ.	CONF.	ADJ CONF.
Average RPI Loss: <b>138</b>	RECORD	PCT. RANK	GAMES	SCHEDULE	OF SCHEDULE	RPI	RPI	RPI	RPI
DIV. I ONLY	<b>24- 6</b>	<b>22</b>	<b>8- 2</b>	<b>251</b>	<b>110</b>	<b>75</b>	<b>75</b>	<b>15</b>	<b>15</b>
DIV. I NON-CONF.	<b>9- 2</b>	<b>37</b>	<b>0- 0</b>	<b>196</b>	<b>53</b>	<b>72</b>	<b>72</b>	<b>13</b>	<b>13</b>
TOTALS	RPI 1-25	RPI 26-50	W-L RECORDS	RPI 51-100	RPI 101-150	RPI 150+			
24- 6	1- 1	0- 1	OVERALL	2- 1	5- 1	16- 2			
14- 1	0- 0	0- 0	HOME	2- 0	3- 0	9- 1			
8- 3	1- 0	0- 0	AWAY	0- 1	2- 1	5- 1			
2- 2	0- 1	0- 1	NEUTRAL	0- 0	0- 0	2- 0			
9- 2	1- 1	0- 1	NON-CONFERENCE	1- 0	2- 0	5- 0			
6- 0	0- 0	0- 0	HOME	1- 0	1- 0	4- 0			
2- 0	1- 0	0- 0	AWAY	0- 0	1- 0	0- 0			
1- 2	0- 1	0- 1	NEUTRAL	0- 0	0- 0	1- 0			
15- 4	0- 0	0- 0	CONFERENCE	1- 1	3- 1	11- 2			
8- 1	0- 0	0- 0	HOME	1- 0	2- 0	5- 1			
6- 3	0- 0	0- 0	AWAY	0- 1	1- 1	5- 1			
1- 0	0- 0	0- 0	NEUTRAL	0- 0	0- 0	1- 0			

RPI 1-25				RPI 26-50				RPI 51-100 Team's RPI: 75				RPI 101+			
RPI	S	Opponent	Score	RPI	S	Opponent	Score	RPI	S	Opponent	Score	RPI	S	Opponent	Score
8	A	Stanford	68 63	44	N	Michigan	66 78	68	H	Northwestern	67 56	103	H	Washington St.	79 61
13	N	Florida St.	69 87					81	A	BYU	63 71	117	A	St. Mary's (CA)	79 75
								81	H	BYU	87 52	117	H	St. Mary's (CA)	59 58
												138	A	San Francisco	72 77
												138	H	San Francisco	61 46
												139	A	Eastern Wash.	73 54
												161	A	Santa Clara	50 49
												161	H	Santa Clara	51 39
												202	A	Loyola Marymount	80 56
												202	H	Loyola Marymount	73 61
												217	A	San Diego	57 55
												217	H	San Diego	62 57
												231	H	Presbyterian	79 39
												244	A	Pacific	74 58
												244	H	Pacific	63 65
												244	N	Pacific	91 59
												275	H	Colgate	72 42
												276	A	Portland	85 50
												276	H	Portland	67 55
												290	H	Nicholls St.	78 46
												310	A	Pepperdine	69 79
												310	H	Pepperdine	83 61
												327	H	UC Irvine	102 38
												341	N	Winthrop	71 41
LAST 12 Division I GAMES:															
244	N	Pacific	91 59	202	H	Loyola Marymount	73 61								
81	A	BYU	63 71	161	A	Santa Clara	50 49								
217	H	San Diego	62 57	81	H	BYU	87 52								
244	A	Pacific	74 58	310	H	Pepperdine	83 61								
138	A	San Francisco	72 77	217	A	San Diego	57 55								
117	H	St. Mary's (CA)	59 58	276	A	Portland	85 50								

Non-Div I Games:

Gonzaga

■ Loss, 
 ■ Non-Conf, S Site, 
 ■ Home 
 ■ Away 
 N Neutral

Average RPI Win:	295	WON-LOST	WINNING	LAST 10	STRENGTH OF	OPP. STRENGTH	TEAM	ADJ.	CONF.	ADJ CONF.
Average RPI Loss:	156	RECORD	PCT. RANK	GAMES	SCHEDULE	OF SCHEDULE	RPI	RPI	RPI	RPI
DIV. I ONLY	16- 13	140	9- 1	332	295	209	209	30	30	
DIV. I NON-CONF.	2- 9	293	0- 0	265	43	286	286	30	30	
TOTALS	RPI 1-25	RPI 26-50	W-L RECORDS	RPI 51-100	RPI 101-150	RPI 150+				
16- 13	0- 1	0- 0	OVERALL	0- 3	0- 3	16- 6				
7- 3	0- 0	0- 0	HOME	0- 0	0- 0	7- 3				
9- 8	0- 0	0- 0	AWAY	0- 0	0- 0	9- 1				
0- 2	0- 0	0- 0	NEUTRAL	0- 1	0- 1	0- 0				
2- 9	0- 1	0- 0	NON-CONFERENCE	0- 3	0- 3	2- 2				
0- 1	0- 0	0- 0	HOME	0- 0	0- 0	0- 1				
2- 6	0- 1	0- 0	AWAY	0- 2	0- 2	2- 1				
0- 2	0- 0	0- 0	NEUTRAL	0- 1	0- 1	0- 0				
14- 4	0- 0	0- 0	CONFERENCE	0- 0	0- 0	14- 4				
7- 2	0- 0	0- 0	HOME	0- 0	0- 0	7- 2				
7- 2	0- 0	0- 0	AWAY	0- 0	0- 0	7- 2				
0- 0	0- 0	0- 0	NEUTRAL	0- 0	0- 0	0- 0				

RPI 1-25				RPI 26-50				RPI 51-100				RPI 101+				Team's RPI: 209	
RPI	S	Opponent	Score	RPI	S	Opponent	Score	RPI	S	Opponent	Score	RPI	S	Opponent	Score		
15	A	Miami (FL)	61 89					73	A	Tulane	56 79	122	N	Fordham	53 59		
								90	A	Southern California	64 75	133	A	Arizona	46 73		
								99	N	SMU	36 56	145	A	Louisiana Tech	55 69		
												162	A	TCU	47 83		
												191	A	Texas Southern	61 69		
												191	H	Texas Southern	64 52		
												211	A	Alabama St.	60 45		
												211	H	Alabama St.	76 83		
												227	A	Southern U.	70 63		
												227	H	Southern U.	68 71		
												269	A	Prairie View	49 51		
												269	H	Prairie View	60 55		
												284	A	Ark.-Pine Bluff	68 58		
												284	H	Ark.-Pine Bluff	56 54		
												290	H	Nicholls St.	60 71		
												304	A	Alcorn	67 63		
												304	H	Alcorn	86 63		
												309	A	Mississippi Val.	82 51		
												309	H	Mississippi Val.	88 67		
												329	A	Southeastern La.	87 71		
												330	A	La.-Monroe	59 54		
												333	A	Jackson St.	60 57		
												333	H	Jackson St.	90 85		
												349	A	Alabama A&M	68 53		
												349	H	Alabama A&M	87 57		
LAST 12 Division I GAMES:																	
349	H	Alabama A&M	87 57	191	H	Texas Southern	64 52										
211	H	Alabama St.	76 83	304	A	Alcorn	67 63										
309	A	Mississippi Val.	82 51	227	A	Southern U.	70 63										
284	A	Ark.-Pine Bluff	68 58	309	H	Mississippi Val.	88 67										
333	A	Jackson St.	60 57	284	H	Ark.-Pine Bluff	56 54										
269	H	Prairie View	60 55	333	H	Jackson St.	90 85										

Non-Div I Games:

Grambling

■ Loss, 
■ Non-Conf, 
■ S Site, 
■ Home 
■ A Away 
N Neutral

## Grand Canyon

Through Games Of March 4, 2017

Average RPI Win:	288	WON-LOST	WINNING	LAST 10	STRENGTH OF	OPP. STRENGTH	TEAM	ADJ.	CONF.	ADJ CONF.
Average RPI Loss:	178	RECORD	PCT. RANK	GAMES	SCHEDULE	OF SCHEDULE	RPI	RPI	RPI	RPI
DIV. I ONLY	14- 12	153	5- 5	326	289	246	246	29	29	
DIV. I NON-CONF.	7- 5	137	0- 0	288	206	195	195	29	29	
TOTALS	RPI 1-25	RPI 26-50	W-L RECORDS	RPI 51-100	RPI 101-150	RPI 150+				
14- 12	0- 2	0- 0	OVERALL	0- 0	1- 2	13- 8				
11- 3	0- 1	0- 0	HOME	0- 0	1- 1	10- 1				
3- 9	0- 1	0- 0	AWAY	0- 0	0- 1	3- 7				
0- 0	0- 0	0- 0	NEUTRAL	0- 0	0- 0	0- 0				
7- 5	0- 2	0- 0	NON-CONFERENCE	0- 0	1- 0	6- 3				
6- 1	0- 1	0- 0	HOME	0- 0	1- 0	5- 0				
1- 4	0- 1	0- 0	AWAY	0- 0	0- 0	1- 3				
0- 0	0- 0	0- 0	NEUTRAL	0- 0	0- 0	0- 0				
7- 7	0- 0	0- 0	CONFERENCE	0- 0	0- 2	7- 5				
5- 2	0- 0	0- 0	HOME	0- 0	0- 1	5- 1				
2- 5	0- 0	0- 0	AWAY	0- 0	0- 1	2- 4				
0- 0	0- 0	0- 0	NEUTRAL	0- 0	0- 0	0- 0				

RPI 1-25				RPI 26-50				RPI 51-100				RPI 101+ Team's RPI: 246			
RPI	S	Opponent	Score	RPI	S	Opponent	Score	RPI	S	Opponent	Score	RPI	S	Opponent	Score
7	A	Duke	47 90									140	A	New Mexico St.	60 67
10	H	Washington	66 101									140	H	New Mexico St.	65 81
												142	H	Idaho	64 60
												163	A	Rice	50 64
												179	A	UC Riverside	64 77
												213	A	Seattle U	60 86
												213	H	Seattle U	82 77
												222	A	UTRGV	49 52
												222	H	UTRGV	60 59
												247	A	Hawaii	47 51
												250	A	CSU Bakersfield	59 74
												250	H	CSU Bakersfield	64 80
												265	H	Cal Poly	64 59
												285	A	Southern Utah	76 73
												289	H	Northern Ariz.	76 65
												304	H	Alcorn	77 44
												306	H	Denver	73 70
												311	A	UMKC	65 77
												311	H	UMKC	75 64
												335	A	Utah Valley	62 46
												335	H	Utah Valley	60 42
												337	H	Fla. Atlantic	81 60
												344	A	Chicago St.	73 62
												344	H	Chicago St.	57 39
LAST 12 Division I GAMES:															
250	H	CSU Bakersfield	64 80	222	A	UTRGV	49 52								
311	A	UMKC	65 77	250	A	CSU Bakersfield	59 74								
344	A	Chicago St.	73 62	344	H	Chicago St.	57 39								
335	H	Utah Valley	60 42	311	H	UMKC	75 64								
213	H	Seattle U	82 77	213	A	Seattle U	60 86								
140	A	New Mexico St.	60 67	222	H	UTRGV	60 59								

Non-Div I Games: Chaminade 85 55

Grand Canyon

Loss, Non-Conf, S Site, H Home A Away N Neutral

Average RPI Win:	185	WON-LOST	WINNING	LAST 10	STRENGTH OF	OPP. STRENGTH	TEAM	ADJ.	CONF.	ADJ CONF.
Average RPI Loss:	134	RECORD	PCT. RANK	GAMES	SCHEDULE	OF SCHEDULE	RPI	RPI	RPI	RPI
DIV. I ONLY	25- 5	14	6- 4	88	181	28	28	19	19	
DIV. I NON-CONF.	9- 2	37	0- 1	5	27	4	4	21	21	
TOTALS	RPI 1-25	RPI 26-50	W-L RECORDS	RPI 51-100	RPI 101-150	RPI 150+				
25- 5	0- 1	5- 0	OVERALL	2- 0	3- 1	15- 3				
13- 1	0- 0	3- 0	HOME	0- 0	2- 0	8- 1				
11- 4	0- 1	2- 0	AWAY	2- 0	1- 1	6- 2				
1- 0	0- 0	0- 0	NEUTRAL	0- 0	0- 0	1- 0				
9- 2	0- 1	5- 0	NON-CONFERENCE	2- 0	0- 0	2- 1				
4- 1	0- 0	3- 0	HOME	0- 0	0- 0	1- 1				
5- 1	0- 1	2- 0	AWAY	2- 0	0- 0	1- 0				
0- 0	0- 0	0- 0	NEUTRAL	0- 0	0- 0	0- 0				
16- 3	0- 0	0- 0	CONFERENCE	0- 0	3- 1	13- 2				
9- 0	0- 0	0- 0	HOME	0- 0	2- 0	7- 0				
6- 3	0- 0	0- 0	AWAY	0- 0	1- 1	5- 2				
1- 0	0- 0	0- 0	NEUTRAL	0- 0	0- 0	1- 0				

RPI 1-25				RPI 26-50				Team's RPI: 28				RPI 51-100				RPI 101+			
RPI	S	Opponent	Score	RPI	S	Opponent	Score	RPI	S	Opponent	Score	RPI	S	Opponent	Score	RPI	S	Opponent	Score
2	A	Notre Dame	67 71	26	H	Drake	71 48	60	A	Belmont	62 53	136	A	Wright St.	58 51				
				27	H	Elon	71 56	78	A	Chattanooga	71 55	136	H	Wright St.	62 41				
				31	A	South Dakota St.	67 43					146	A	Oakland	71 74				
				32	A	Marquette	78 63					146	H	Oakland	89 47				
				45	H	Little Rock	57 31					153	A	Milwaukee	60 72				
												153	H	Milwaukee	89 47				
												155	A	Detroit Mercy	72 76				
												155	H	Detroit Mercy	60 55				
												180	A	Cleveland St.	65 51				
												180	H	Cleveland St.	79 60				
												212	H	Wisconsin	53 54				
												237	A	Bradley	68 43				
												260	H	Butler	61 34				
												292	A	Valparaiso	75 36				
												292	H	Valparaiso	56 35				
												292 N	Valparaiso	89 60					
												294	A	Northern Ky.	74 37				
												294	H	Northern Ky.	70 39				
												317	A	Youngstown St.	84 51				
												317	H	Youngstown St.	75 41				
												318	A	Ill.-Chicago	79 65				
												318	H	Ill.-Chicago	65 31				
LAST 12 Division I GAMES:																			
				292 N	Valparaiso	89 60			317	H	Youngstown St.	75 41							
				2	A	Notre Dame	67 71			180	H	Cleveland St.	79 60						
				294	A	Northern Ky.	74 37			155	A	Detroit Mercy	72 76						
				136	A	Wright St.	58 51			146	A	Oakland	71 74						
				318	H	Ill.-Chicago	65 31			180	A	Cleveland St.	65 51						
				153	A	Milwaukee	60 72			317	A	Youngstown St.	84 51						

Non-Div I Games:

Green Bay

■ Loss, 
 ■ Non-Conf, S Site, 
 ■ Home 
 ■ Away 
 N Neutral

Average RPI Win:	274	WON-LOST	WINNING	LAST 10	STRENGTH OF	OPP. STRENGTH	TEAM	ADJ.	CONF.	ADJ CONF.
Average RPI Loss:	145	RECORD	PCT. RANK	GAMES	SCHEDULE	OF SCHEDULE	RPI	RPI	RPI	RPI
DIV. I ONLY	17- 12	121	5- 5	297	288	171	171	32	32	
DIV. I NON-CONF.	6- 7	182	0- 0	83	36	91	91	31	31	
TOTALS	RPI 1-25	RPI 26-50	W-L RECORDS	RPI 51-100	RPI 101-150	RPI 150+				
17- 12	1- 1	0- 2	OVERALL	0- 2	1- 2	15- 5				
8- 2	1- 0	0- 0	HOME	0- 0	0- 0	7- 2				
5- 10	0- 1	0- 2	AWAY	0- 2	0- 2	5- 3				
4- 0	0- 0	0- 0	NEUTRAL	0- 0	1- 0	3- 0				
6- 7	1- 1	0- 2	NON-CONFERENCE	0- 2	1- 2	4- 0				
2- 0	1- 0	0- 0	HOME	0- 0	0- 0	1- 0				
0- 7	0- 1	0- 2	AWAY	0- 2	0- 2	0- 0				
4- 0	0- 0	0- 0	NEUTRAL	0- 0	1- 0	3- 0				
11- 5	0- 0	0- 0	CONFERENCE	0- 0	0- 0	11- 5				
6- 2	0- 0	0- 0	HOME	0- 0	0- 0	6- 2				
5- 3	0- 0	0- 0	AWAY	0- 0	0- 0	5- 3				
0- 0	0- 0	0- 0	NEUTRAL	0- 0	0- 0	0- 0				

RPI 1-25				RPI 26-50				RPI 51-100				RPI 101+ Team's RPI: 171			
RPI	S	Opponent	Score	RPI	S	Opponent	Score	RPI	S	Opponent	Score	RPI	S	Opponent	Score
3	A	South Carolina	38 92	37	A	North Carolina St.	56 81	62	A	Iowa	51 84	105	A	FGCU	49 60
18	H	Temple	71 65	41	A	James Madison	50 71	68	A	Northwestern	48 67	132	A	Old Dominion	58 61
												137	N	Maine	58 49
												177	A	Bethune-Cookman	56 66
												216	H	Howard	62 67
												228	N	Samford	63 57
												235	H	Richmond	72 45
												267	H	UMES	65 68
												272	A	Norfolk St.	58 57
												272	H	Norfolk St.	77 65
												286	A	Coppin St.	65 61
												286	H	Coppin St.	78 54
												296	H	N.C. A&T	64 57
												302	N	Lafayette	58 55
												303	A	Savannah St.	51 55
												303	H	Savannah St.	75 46
												326	N	Saint Peter's	71 42
												328	A	Morgan St.	71 58
												331	A	Florida A&M	44 62
												334	H	N.C. Central	60 36
												347	A	Delaware St.	83 52
												348	A	South Carolina St.	51 50
												348	H	South Carolina St.	80 46
LAST 12 Division I GAMES:															
286	A	Coppin St.	65 61	348	A	South Carolina St.	51 50								
272	H	Norfolk St.	77 65	303	A	Savannah St.	51 55								
328	A	Morgan St.	71 58	267	H	UMES	65 68								
331	A	Florida A&M	44 62	286	H	Coppin St.	78 54								
177	A	Bethune-Cookman	56 66	272	A	Norfolk St.	58 57								
216	H	Howard	62 67	334	H	N.C. Central	60 36								

Non-Div I Games:

Hampton

■ Loss, 
 ■ Non-Conf, S Site, 
 ■ Home 
 ■ Away 
 N Neutral



Average RPI Win: 240		WON-LOST	WINNING	LAST 10	STRENGTH OF	OPP. STRENGTH	TEAM	ADJ.	CONF.	ADJ CONF.
Average RPI Loss: 150		RECORD	PCT. RANK	GAMES	SCHEDULE	OF SCHEDULE	RPI	RPI	RPI	RPI
DIV. I ONLY		17- 13	130	3- 7	249	237	183	183	22	22
DIV. I NON-CONF.		9- 4	85	0- 0	220	267	135	135	22	22
TOTALS		RPI 1-25	RPI 26-50	W-L RECORDS	RPI 51-100	RPI 101-150	RPI 150+			
17- 13	0- 0		0- 1	OVERALL	0- 2	1- 5	16- 5			
7- 7	0- 0		0- 1	HOME	0- 1	0- 3	7- 2			
7- 6	0- 0		0- 0	AWAY	0- 1	1- 2	6- 3			
3- 0	0- 0		0- 0	NEUTRAL	0- 0	0- 0	3- 0			
9- 4	0- 0		0- 1	NON-CONFERENCE	0- 0	1- 1	8- 2			
3- 3	0- 0		0- 1	HOME	0- 0	0- 1	3- 1			
4- 1	0- 0		0- 0	AWAY	0- 0	1- 0	3- 1			
2- 0	0- 0		0- 0	NEUTRAL	0- 0	0- 0	2- 0			
8- 9	0- 0		0- 0	CONFERENCE	0- 2	0- 4	8- 3			
4- 4	0- 0		0- 0	HOME	0- 1	0- 2	4- 1			
3- 5	0- 0		0- 0	AWAY	0- 1	0- 2	3- 2			
1- 0	0- 0		0- 0	NEUTRAL	0- 0	0- 0	1- 0			

[illegible]

Non-Div I Games:

Hartford

Loss, Non-Conf, S Site, H Home A Away N Neutral

RPI	S	Opponent	Score
343	H	UMass Lowell	80 59

Hartford

H  
a  
r  
t  
f  
o  
r  
d

H  
a  
r  
t  
f  
o  
r  
d

# Harvard

Through Games Of March 4, 2017

Average RPI Win:	176	WON-LOST	WINNING	LAST 10	STRENGTH OF	OPP. STRENGTH	TEAM	ADJ.	CONF.	ADJ CONF.
Average RPI Loss:	97	RECORD	PCT. RANK	GAMES	SCHEDULE	OF SCHEDULE	RPI	RPI	RPI	RPI
DIV. I ONLY	20- 7	51	4- 6	84	126	43	43	8	8	
DIV. I NON-CONF.	12- 1	7	0- 0	139	180	20	20	9	9	
TOTALS	RPI 1-25	RPI 26-50	W-L RECORDS	RPI 51-100	RPI 101-150	RPI 150+				
20- 7	1- 0	0- 0	OVERALL	1- 3	5- 4	13- 0				
10- 2	1- 0	0- 0	HOME	0- 1	4- 1	5- 0				
8- 5	0- 0	0- 0	AWAY	0- 2	1- 3	7- 0				
2- 0	0- 0	0- 0	NEUTRAL	1- 0	0- 0	1- 0				
12- 1	1- 0	0- 0	NON-CONFERENCE	1- 1	1- 0	9- 0				
5- 0	1- 0	0- 0	HOME	0- 0	1- 0	3- 0				
5- 1	0- 0	0- 0	AWAY	0- 1	0- 0	5- 0				
2- 0	0- 0	0- 0	NEUTRAL	1- 0	0- 0	1- 0				
8- 6	0- 0	0- 0	CONFERENCE	0- 2	4- 4	4- 0				
5- 2	0- 0	0- 0	HOME	0- 1	3- 1	2- 0				
3- 4	0- 0	0- 0	AWAY	0- 1	1- 3	2- 0				
0- 0	0- 0	0- 0	NEUTRAL	0- 0	0- 0	0- 0				

RPI S	Opponent	Score	RPI S	Opponent	Score	Team's RPI: 43	RPI S	Opponent	Score	RPI S	Opponent	Score
18	H Temple	73 62					61	A Penn	43 63	113	A Princeton	58 63
							61	H Penn	46 64	113	H Princeton	60 64
							70	A Minnesota	87 103	126	A Cornell	52 57
							94	N Buffalo	74 62	126	H Cornell	62 59
										134	A Yale	52 57
										134	H Yale	76 56
										137	H Maine	69 62
										149	A Brown	66 63
										149	H Brown	69 59
										159	H Fairfield	58 44
										167	A La Salle	66 64
										174	A Siena	65 58
										185	A Kansas	69 59
										194	A Sacred Heart	68 60
										195	A Columbia	58 55
										195	H Columbia	70 68
										215	A Dartmouth	70 61
										215	H Dartmouth	70 65
										218	A Boston U.	65 52
										228	H Samford	57 52
										241	N UNC Asheville	79 62
										320	H NJIT	59 38
LAST 12 Division I GAMES:												
61	H Penn	46 64	134	H Yale	76 56							
113	H Princeton	60 64	149	H Brown	69 59							
149	A Brown	66 63	113	A Princeton	58 63							
134	A Yale	52 57	61	A Penn	43 63							
126	A Cornell	52 57	195	H Columbia	70 68							
195	A Columbia	58 55	126	H Cornell	62 59							

Non-Div I Games:

Harvard

Loss, Non-Conf, S Site, H Home A Away N Neutral

Average RPI Win:	270	WON-LOST	WINNING	LAST 10	STRENGTH OF	OPP. STRENGTH	TEAM	ADJ.	CONF.	ADJ CONF.
Average RPI Loss:	138	RECORD	PCT. RANK	GAMES	SCHEDULE	OF SCHEDULE	RPI	RPI	RPI	RPI
DIV. I ONLY	10- 17	245	4- 6	176	223	247	247	24	24	
DIV. I NON-CONF.	3- 8	262	0- 0	80	130	238	238	23	23	
TOTALS	RPI 1-25	RPI 26-50	W-L RECORDS	RPI 51-100	RPI 101-150	RPI 150+				
10- 17	0- 2	0- 1	OVERALL	0- 4	2- 1	8- 9				
7- 7	0- 1	0- 1	HOME	0- 1	2- 0	5- 4				
3- 10	0- 1	0- 0	AWAY	0- 3	0- 1	3- 5				
0- 0	0- 0	0- 0	NEUTRAL	0- 0	0- 0	0- 0				
3- 8	0- 2	0- 1	NON-CONFERENCE	0- 2	1- 0	2- 3				
3- 3	0- 1	0- 1	HOME	0- 0	1- 0	2- 1				
0- 5	0- 1	0- 0	AWAY	0- 2	0- 0	0- 2				
0- 0	0- 0	0- 0	NEUTRAL	0- 0	0- 0	0- 0				
7- 9	0- 0	0- 0	CONFERENCE	0- 2	1- 1	6- 6				
4- 4	0- 0	0- 0	HOME	0- 1	1- 0	3- 3				
3- 5	0- 0	0- 0	AWAY	0- 1	0- 1	3- 3				
0- 0	0- 0	0- 0	NEUTRAL	0- 0	0- 0	0- 0				

RPI 1-25				RPI 26-50				RPI 51-100				RPI 101+ Team's RPI: 247			
RPI	S	Opponent	Score	RPI	S	Opponent	Score	RPI	S	Opponent	Score	RPI	S	Opponent	Score
5	H	Mississippi St.	41 66	34	H	Oregon	49 86	66	A	Boise St.	49 61	123	A	Long Beach St.	57 68
9	A	UCLA	49 72					72	A	UC Davis	55 70	123	H	Long Beach St.	66 63
								72	H	UC Davis	50 69	140	H	New Mexico St.	56 53
								90	A	Southern California	44 76	158	A	CSUN	56 67
												158	H	CSUN	49 60
												179	A	UC Riverside	45 63
												179	H	UC Riverside	59 79
												206	H	San Jose St.	61 77
												233	A	UC Santa Barbara	62 74
												233	H	UC Santa Barbara	52 67
												246	H	Grand Canyon	51 47
												250	A	CSU Bakersfield	51 58
												265	A	Cal Poly	87 79
												265	H	Cal Poly	66 57
												281	A	Nevada	59 67
												317	H	Youngstown St.	72 50
												327	A	UC Irvine	73 60
												327	H	UC Irvine	79 62
												346	A	Cal St. Fullerton	55 45
												346	H	Cal St. Fullerton	60 50
LAST 12 Division I GAMES:															
123	H	Long Beach St.	66 63	179	H	UC Riverside	59 79	158	A	CSUN	56 67				
346	A	Cal St. Fullerton	55 45	179	A	UC Riverside	45 63	265	H	Cal Poly	66 57				
327	A	UC Irvine	73 60	327	H	UC Irvine	79 62	233	A	UC Santa Barbara	62 74				
158	H	CSUN	49 60												
72	H	UC Davis	50 69												
233	H	UC Santa Barbara	52 67												

Non-Div I Games: Hawaii Pacific 88 54

Hawaii

■ Loss, 
 ■ Non-Conf, S Site, 
 ■ Home 
 ■ Away 
 N Neutral

Average RPI Win:	273	WON-LOST	WINNING	LAST 10	STRENGTH OF	OPP. STRENGTH	TEAM	ADJ.	CONF.	ADJ CONF.
Average RPI Loss:	180	RECORD	PCT. RANK	GAMES	SCHEDULE	OF SCHEDULE	RPI	RPI	RPI	RPI
DIV. I ONLY	13- 14	183	9- 1	272	312	221	221	28	28	
DIV. I NON-CONF.	0- 9	335	0- 0	169	209	335	335	28	28	
TOTALS	RPI 1-25	RPI 26-50	W-L RECORDS	RPI 51-100	RPI 101-150	RPI 150+				
13- 14	0- 0	0- 0	OVERALL	0- 2	1- 3	12- 9				
7- 6	0- 0	0- 0	HOME	0- 1	1- 1	6- 4				
6- 8	0- 0	0- 0	AWAY	0- 0	0- 0	6- 0				
0- 0	0- 0	0- 0	NEUTRAL	0- 0	0- 0	0- 0				
0- 9	0- 0	0- 0	NON-CONFERENCE	0- 2	0- 2	0- 5				
0- 4	0- 0	0- 0	HOME	0- 1	0- 1	0- 2				
0- 5	0- 0	0- 0	AWAY	0- 1	0- 1	0- 3				
0- 0	0- 0	0- 0	NEUTRAL	0- 0	0- 0	0- 0				
13- 5	0- 0	0- 0	CONFERENCE	0- 0	1- 1	12- 4				
7- 2	0- 0	0- 0	HOME	0- 0	1- 0	6- 2				
6- 3	0- 0	0- 0	AWAY	0- 0	0- 1	6- 2				
0- 0	0- 0	0- 0	NEUTRAL	0- 0	0- 0	0- 0				

RPI 1-25			RPI 26-50			RPI 51-100				RPI 101+				Team's RPI: 221			
RPI	S	Opponent	Score	RPI	S	Opponent	Score	RPI	S	Opponent	Score	RPI	S	Opponent	Score		
								53	A	West Virginia	59	82	101	H	Stetson	47	81
								57	H	Ohio	48	76	116	A	Ole Miss	62	73
													127	A	Radford	56	59
													127	H	Radford	74	64
													173	A	UAB	66	75
													187	A	Campbell	33	58
													187	H	Campbell	53	69
													201	H	UNCG	67	69
													229	A	Liberty	74	81
													229	H	Liberty	78	69
													231	A	Presbyterian	72	64
													231	H	Presbyterian	87	60
													241	A	UNC Asheville	76	60
													241	H	UNC Asheville	81	70
													256	A	Charleston So.	64	62
													256	H	Charleston So.	68	74
													272	H	Norfolk St.	60	63
													278	A	Davidson	72	82
													279	A	Western Caro.	64	73
LAST 12 Division I GAMES:																	
				127	H	Radford	74	64					312	A	Gardner-Webb	84	65
				345	H	Longwood	81	60					341	A	Winthrop	70	57
				231	A	Presbyterian	72	64					241	H	UNC Asheville	81	70
				256	A	Charleston So.	64	62					345	A	Longwood	80	49
				187	H	Campbell	53	69					231	H	Presbyterian	87	60
				229	H	Liberty	78	69					187	A	Campbell	33	58

Non-Div I Games: Spring Hill 74 58 Brevard 89 42

High Point

Loss, Non-Conf, S Site, H Home A Away N Neutral

## Hofstra

Through Games Of March 4, 2017

Average RPI Win:	<b>196</b>	WON-LOST	WINNING	LAST 10	STRENGTH OF	OPP. STRENGTH	TEAM	ADJ.	CONF.	ADJ CONF.
Average RPI Loss:	<b>131</b>	RECORD	PCT. RANK	GAMES	SCHEDULE	OF SCHEDULE	RPI	RPI	RPI	RPI
DIV. I ONLY	<b>12- 17</b>	<b>221</b>	<b>4- 6</b>	<b>120</b>	<b>137</b>	<b>188</b>	<b>188</b>	<b>9</b>	<b>9</b>	
DIV. I NON-CONF.	<b>7- 4</b>	<b>114</b>	<b>0- 0</b>	<b>188</b>	<b>319</b>	<b>120</b>	<b>120</b>	<b>8</b>	<b>8</b>	
TOTALS	RPI 1-25	RPI 26-50	W-L RECORDS	RPI 51-100	RPI 101-150	RPI 150+				
12- 17	0- 0	0- 4	OVERALL	2- 2	2- 6	8- 5				
7- 7	0- 0	0- 2	HOME	1- 0	1- 2	5- 3				
5- 10	0- 0	0- 2	AWAY	1- 2	1- 4	3- 2				
0- 0	0- 0	0- 0	NEUTRAL	0- 0	0- 0	0- 0				
7- 4	0- 0	0- 0	NON-CONFERENCE	1- 1	1- 1	5- 2				
4- 1	0- 0	0- 0	HOME	0- 0	0- 0	4- 1				
3- 3	0- 0	0- 0	AWAY	1- 1	1- 1	1- 1				
0- 0	0- 0	0- 0	NEUTRAL	0- 0	0- 0	0- 0				
5- 13	0- 0	0- 4	CONFERENCE	1- 1	1- 5	3- 3				
3- 6	0- 0	0- 2	HOME	1- 0	1- 2	1- 2				
2- 7	0- 0	0- 2	AWAY	0- 1	0- 3	2- 1				
0- 0	0- 0	0- 0	NEUTRAL	0- 0	0- 0	0- 0				

RPI 1-25				RPI 26-50				RPI 51-100				RPI 101+				Team's RPI: 188	
RPI	S	Opponent	Score	RPI	S	Opponent	Score	RPI	S	Opponent	Score	RPI	S	Opponent	Score		
				27	A	Elon	61 72	72	A	UC Davis	64 60	108	A	Saint Joseph's	75 64		
				27	H	Elon	53 64	80	A	Drexel	43 65	128	A	Navy	69 78		
				41	A	James Madison	57 93	80	H	Drexel	58 53	129	A	William & Mary	65 81		
				41	H	James Madison	50 61	94	A	Buffalo	50 74	129	H	William & Mary	64 61		
												135	A	Delaware	45 56		
												135	H	Delaware	56 73		
												148	A	Northeastern	46 52		
												148	H	Northeastern	51 53		
												183	H	Hartford	67 69		
												190	H	American	72 67		
												199	A	Towson	70 61		
												199	H	Towson	56 59		
												204	A	Col. of Charleston	55 71		
												204	H	Col. of Charleston	85 81		
												224	A	UNCW	66 54		
												224	H	UNCW	54 56		
												230	H	Marist	62 42		
												261	A	Stony Brook	67 64		
												280	A	Sacramento St.	85 97		
												308	H	Massachusetts	71 55		
												347	H	Delaware St.	64 44		
LAST 12 Division I GAMES:																	
				148	A	Northeastern	46 52	204	H	Col. of Charleston	85 81						
				80	H	Drexel	58 53	129	A	William & Mary	65 81						
				199	H	Towson	56 59	129	H	William & Mary	64 61						
				224	A	UNCW	66 54	41	H	James Madison	50 61						
				27	A	Elon	61 72	27	H	Elon	53 64						
				135	A	Delaware	45 56	204	A	Col. of Charleston	55 71						

Non-Div I Games:

Hofstra

Loss, 
 Non-Conf, S Site, H Home 
 Away 
 N Neutral

# Holy Cross

Through Games Of March 4, 2017

Average RPI Win:	238	WON-LOST	WINNING	LAST 10	STRENGTH OF	OPP. STRENGTH	TEAM	ADJ.	CONF.	ADJ CONF.
Average RPI Loss:	202	RECORD	PCT. RANK	GAMES	SCHEDULE	OF SCHEDULE	RPI	RPI	RPI	RPI
DIV. I ONLY	8- 22	298	3- 7	296	256	319	319	23	23	
DIV. I NON-CONF.	2- 9	293	0- 0	294	244	338	338	25	25	
TOTALS	RPI 1-25	RPI 26-50	W-L RECORDS	RPI 51-100	RPI 101-150	RPI 150+				
8- 22	0- 0	0- 2	OVERALL	1- 2	0- 3	7- 15				
5- 10	0- 0	0- 1	HOME	1- 1	0- 2	4- 6				
3- 12	0- 0	0- 1	AWAY	0- 1	0- 1	3- 9				
0- 0	0- 0	0- 0	NEUTRAL	0- 0	0- 0	0- 0				
2- 9	0- 0	0- 2	NON-CONFERENCE	0- 1	0- 1	2- 5				
2- 3	0- 0	0- 1	HOME	0- 1	0- 1	2- 0				
0- 6	0- 0	0- 1	AWAY	0- 0	0- 0	0- 5				
0- 0	0- 0	0- 0	NEUTRAL	0- 0	0- 0	0- 0				
6- 13	0- 0	0- 0	CONFERENCE	1- 1	0- 2	5- 10				
3- 7	0- 0	0- 0	HOME	1- 0	0- 1	2- 6				
3- 6	0- 0	0- 0	AWAY	0- 1	0- 1	3- 4				
0- 0	0- 0	0- 0	NEUTRAL	0- 0	0- 0	0- 0				

RPI S	Opponent	Score	RPI S	Opponent	Score	RPI S	Opponent	Score	RPI S	Opponent	Score	Team's RPI: 319
33	A Arizona St.	63	71	A Bucknell	77	128	A Navy	56	57			
40	H Quinnipiac	78	71	H Bucknell	63	128	H Navy	71	73			
			84	H Penn St.	84	134	H Yale	70	71			
						156	A Army West Point	41	60			
						156	H Army West Point	59	67			
						190	A American	61	60			
						190	H American	51	46			
						215	A Dartmouth	49	53			
						218	A Boston U.	56	68			
						218	H Boston U.	49	66			
						230	H Marist	50	46			
						266	A Bryant	74	76			
						271	A Loyola Maryland	59	58			
						271	H Loyola Maryland	37	56			
						273	A Vermont	52	63			
						275	A Colgate	52	70			
						275	H Colgate	54	62			
						277	A Manhattan	56	60			
						302	A Lafayette	67	61			
						302	H Lafayette	70	85			
						302	H Lafayette	54	58			
						305	A Lehigh	64	80			
						305	H Lehigh	65	47			
						308	A Massachusetts	66	69			
						343	H UMass Lowell	62	47			
LAST 12 Division I GAMES:												
302	H Lafayette	54	58	305	A Lehigh	64	80					
271	H Loyola Maryland	37	56	302	H Lafayette	70	85					
218	A Boston U.	56	68	71	H Bucknell	63	51					
271	A Loyola Maryland	59	58	275	A Colgate	52	70					
190	H American	51	46	128	H Navy	71	73					
156	A Army West Point	41	60	190	A American	61	60					

Non-Div I Games:

Holy Cross

Loss, Non-Conf, S Site, H Home A Away N Neutral

Average RPI Win:	200	WON-LOST	WINNING	LAST 10	STRENGTH OF	OPP. STRENGTH	TEAM	ADJ.	CONF.	ADJ CONF.
Average RPI Loss:	95	RECORD	PCT. RANK	GAMES	SCHEDULE	OF SCHEDULE	RPI	RPI	RPI	RPI
DIV. I ONLY	12- 19	239	4- 6	80	86	170	170	5	5	
DIV. I NON-CONF.	7- 6	157	0- 0	155	263	153	153	5	5	
TOTALS	RPI 1-25	RPI 26-50	W-L RECORDS	RPI 51-100	RPI 101-150	RPI 150+				
12- 19	0- 3	0- 1	OVERALL	0- 8	3- 3	9- 4				
6- 8	0- 1	0- 1	HOME	0- 3	1- 1	5- 2				
5- 9	0- 1	0- 0	AWAY	0- 4	2- 2	3- 2				
1- 2	0- 1	0- 0	NEUTRAL	0- 1	0- 0	1- 0				
7- 6	0- 0	0- 0	NON-CONFERENCE	0- 4	1- 1	6- 1				
4- 2	0- 0	0- 0	HOME	0- 1	0- 0	4- 1				
3- 3	0- 0	0- 0	AWAY	0- 2	1- 1	2- 0				
0- 1	0- 0	0- 0	NEUTRAL	0- 1	0- 0	0- 0				
5- 13	0- 3	0- 1	CONFERENCE	0- 4	2- 2	3- 3				
2- 6	0- 1	0- 1	HOME	0- 2	1- 1	1- 1				
2- 6	0- 1	0- 0	AWAY	0- 2	1- 1	1- 2				
1- 1	0- 1	0- 0	NEUTRAL	0- 0	0- 0	1- 0				

RPI	S	Opponent	Score	RPI	S	Opponent	Score	RPI	S	Opponent	Score	RPI	S	Opponent	Score	Team's RPI: 170
1	A	UConn	42 91	30	H	South Fla.	50 79	73	A	Tulane	56 82	102	A	UCF	59 85	
18	H	Temple	57 69					73	H	Tulane	49 57	102	H	UCF	48 62	
18	N	Temple	58 67					89	H	Mercer	60 64	123	A	Long Beach St.	55 65	
								92	A	UNLV	53 64	141	A	Tulsa	65 62	
								96	N	Central Ark.	55 69	141	H	Tulsa	71 66	
								97	A	Texas Tech	60 84	150	A	Louisiana	69 64	
								99	A	SMU	45 74	160	A	Memphis	65 66	
								99	H	SMU	45 66	164	H	Texas St.	56 61	
												166	A	East Carolina	73 62	
												166	H	East Carolina	81 65	
												178	A	UTSA	56 49	
												181	A	Cincinnati	64 85	
												181	H	Cincinnati	62 71	
												181	N	Cincinnati	74 61	
												204	H	Col. of Charleston	79 63	
												222	A	UTRGV	68 52	
												223	H	Rutgers	53 51	
												304	H	Alcorn	85 70	
												329	H	Southeastern La.	83 80	
LAST 12 Division I GAMES:																
18	N	Temple	58 67	181	H	Cincinnati	62 71									
181	N	Cincinnati	74 61	102	A	UCF	59 85									
99	A	SMU	45 74	166	A	East Carolina	73 62									
166	H	East Carolina	81 65	73	H	Tulane	49 57									
30	H	South Fla.	50 79	1	A	UConn	42 91									
141	A	Tulsa	65 62	160	A	Memphis	65 66									

Non-Div I Games:

Houston

■ Loss, 
 ■ Non-Conf, 
 ■ S Site, 
 ■ Home 
 ■ A Away 
 N Neutral



## Houston Baptist

Through Games Of March 4, 2017

Average RPI Win:	312	WON-LOST	WINNING	LAST 10	STRENGTH OF	OPP. STRENGTH	TEAM	ADJ.	CONF.	ADJ CONF.
Average RPI Loss:	198	RECORD	PCT. RANK	GAMES	SCHEDULE	OF SCHEDULE	RPI	RPI	RPI	RPI
DIV. I ONLY	4- 22	328	2- 8	270	301	338	338	27	27	
DIV. I NON-CONF.	0- 8	335	0- 0	149	158	326	326	27	27	
TOTALS	RPI 1-25	RPI 26-50	W-L RECORDS	RPI 51-100	RPI 101-150	RPI 150+				
4- 22	0- 2	0- 0	OVERALL	0- 3	0- 3	4- 14				
4- 9	0- 0	0- 0	HOME	0- 1	0- 2	4- 6				
0- 13	0- 0	0- 0	AWAY	0- 0	0- 0	0- 4				
0- 0	0- 0	0- 0	NEUTRAL	0- 0	0- 0	0- 0				
0- 8	0- 2	0- 0	NON-CONFERENCE	0- 0	0- 0	0- 6				
0- 4	0- 0	0- 0	HOME	0- 0	0- 0	0- 4				
0- 4	0- 2	0- 0	AWAY	0- 0	0- 0	0- 2				
0- 0	0- 0	0- 0	NEUTRAL	0- 0	0- 0	0- 0				
4- 14	0- 0	0- 0	CONFERENCE	0- 3	0- 3	4- 8				
4- 5	0- 0	0- 0	HOME	0- 1	0- 2	4- 2				
0- 9	0- 0	0- 0	AWAY	0- 2	0- 1	0- 6				
0- 0	0- 0	0- 0	NEUTRAL	0- 0	0- 0	0- 0				

RPI	S	Opponent	Score	RPI	S	Opponent	Score	RPI	S	Opponent	Score	RPI	S	Opponent	Score	Team's RPI: 338
6	A	Baylor	43 118					96	A	Central Ark.	39 83	107	H	Abilene Christian	60 89	
12	A	Texas	46 98					96	H	Central Ark.	49 80	131	A	Lamar University	22 74	
								100	A	SFA	49 86	131	H	Lamar University	53 81	
												152	H	Oral Roberts	65 75	
												163	H	Rice	53 79	
												168	A	Arkansas	40 101	
												191	H	Texas Southern	34 50	
												219	H	New Orleans	63 73	
												287	A	A&M-Corpus Christi	51 68	
												287	H	A&M-Corpus Christi	56 51	
												288	A	McNeese	53 68	
												288	H	McNeese	72 68	
												290	A	Nicholls St.	57 76	
												293	A	Northwestern St.	54 75	
												299	A	UTEP	45 75	
												329	H	Southeastern La.	71 87	
												330	H	La.-Monroe	65 77	
												332	A	Incarnate Word	54 69	
												332	H	Incarnate Word	68 51	
												339	A	Sam Houston St.	63 78	
												339	H	Sam Houston St.	61 51	
LAST 12 Division I GAMES:																
107	H	Abilene Christian	60 89	339	A	Sam Houston St.	63 78									
287	A	A&M-Corpus Christi	51 68	293	A	Northwestern St.	54 75									
131	A	Lamar University	22 74	287	H	A&M-Corpus Christi	56 51									
288	H	McNeese	72 68	332	A	Incarnate Word	54 69									
96	A	Central Ark.	39 83	290	A	Nicholls St.	57 76									
131	H	Lamar University	53 81	219	H	New Orleans	63 73									

Non-Div I Games: S'western Assemblie71 52 Arlington Baptist 75 55

Houston Baptist

Loss, Non-Conf, S Site, H Home A Away N Neutral

H  
o  
w  
a  
r  
d

RP

H  
o  
w  
a  
r  
d

RP

Howard

Page 122

Average RPI Win:	201	WON-LOST	WINNING	LAST 10	STRENGTH OF	OPP. STRENGTH	TEAM	ADJ.	CONF.	ADJ CONF.
Average RPI Loss:	81	RECORD	PCT. RANK	GAMES	SCHEDULE	OF SCHEDULE	RPI	RPI	RPI	RPI
DIV. I ONLY	21- 7	42	9- 1	170	129	65	65	11	11	
DIV. I NON-CONF.	8- 3	67	0- 0	116	147	66	66	10	10	
TOTALS	RPI 1-25	RPI 26-50	W-L RECORDS	RPI 51-100	RPI 101-150	RPI 150+				
21- 7	1- 0	1- 2	OVERALL	4- 3	1- 0	14- 2				
11- 2	1- 0	1- 1	HOME	2- 1	0- 0	7- 0				
9- 5	0- 0	0- 1	AWAY	2- 2	1- 0	6- 2				
1- 0	0- 0	0- 0	NEUTRAL	0- 0	0- 0	1- 0				
8- 3	1- 0	0- 1	NON-CONFERENCE	1- 2	1- 0	5- 0				
3- 2	1- 0	0- 1	HOME	0- 1	0- 0	2- 0				
5- 1	0- 0	0- 0	AWAY	1- 1	1- 0	3- 0				
0- 0	0- 0	0- 0	NEUTRAL	0- 0	0- 0	0- 0				
13- 4	0- 0	1- 1	CONFERENCE	3- 1	0- 0	9- 2				
8- 0	0- 0	1- 0	HOME	2- 0	0- 0	5- 0				
4- 4	0- 0	0- 1	AWAY	1- 1	0- 0	3- 2				
1- 0	0- 0	0- 0	NEUTRAL	0- 0	0- 0	1- 0				

RPI 1-25				RPI 26-50				RPI 51-100				Team's RPI: 65	RPI 101+			
RPI	S	Opponent	Score	RPI	S	Opponent	Score	RPI	S	Opponent	Score		RPI	S	Opponent	Score
24	H	Missouri	73 45	31	A	South Dakota St.	49 68	56	A	Purdue	67 62		143	A	VCU	71 62
				31	H	South Dakota St.	64 59	57	H	Ohio	65 71		152	A	Oral Roberts	45 54
				47	H	UNI	62 69	60	A	Belmont	72 78		152	H	Oral Roberts	53 41
								63	A	South Dakota	62 75		154	A	Omaha	44 64
								63	H	South Dakota	63 42		154	H	Omaha	79 47
								74	A	Western Ill.	76 72		232	H	Ga. Southern	83 57
								74	H	Western Ill.	66 52		236	A	Indiana St.	45 35
													242	A	Miami (OH)	65 53
													282	H	Tennessee Tech	77 63
													298	A	North Dakota St.	76 53
													298	H	North Dakota St.	71 58
													298	N	North Dakota St.	69 56
													306	A	Denver	67 45
													306	H	Denver	71 49
													313	A	Fort Wayne	62 48
													313	H	Fort Wayne	66 55
													318	A	Ill.-Chicago	67 57
LAST 12 Division I GAMES:																
				298	N	North Dakota St.	69 56						152	A	Oral Roberts	45 54
				313	H	Fort Wayne	66 55						154	H	Omaha	79 47
				63	H	South Dakota	63 42						313	A	Fort Wayne	62 48
				298	A	North Dakota St.	76 53						74	A	Western Ill.	76 72
				31	H	South Dakota St.	64 59						298	H	North Dakota St.	71 58
				306	A	Denver	67 45						152	H	Oral Roberts	53 41

Non-Div I Games: Oakland City 95 62 Ind.-Northwest 89 36

IUPUI

Loss, Non-Conf, S Site, H Home A Away N Neutral

## Idaho

Through Games Of March 4, 2017

Average RPI Win:	244	WON-LOST	WINNING	LAST 10	STRENGTH OF	OPP. STRENGTH	TEAM	ADJ.	CONF.	ADJ CONF.
Average RPI Loss:	114	RECORD	PCT. RANK	GAMES	SCHEDULE	OF SCHEDULE	RPI	RPI	RPI	RPI
DIV. I ONLY	14- 13	163	7- 3	141	197	142	142	20	20	
DIV. I NON-CONF.	3- 6	230	0- 0	25	86	85	85	18	18	
TOTALS	RPI 1-25	RPI 26-50	W-L RECORDS	RPI 51-100	RPI 101-150	RPI 150+				
14- 13	0- 2	0- 2	OVERALL	1- 3	2- 2	11- 4				
5- 4	0- 0	0- 0	HOME	0- 1	2- 1	3- 2				
9- 6	0- 0	0- 0	AWAY	1- 0	0- 0	8- 0				
0- 3	0- 1	0- 1	NEUTRAL	0- 1	0- 0	0- 0				
3- 6	0- 2	0- 2	NON-CONFERENCE	1- 1	0- 0	2- 1				
0- 0	0- 0	0- 0	HOME	0- 0	0- 0	0- 0				
3- 3	0- 1	0- 1	AWAY	1- 0	0- 0	2- 1				
0- 3	0- 1	0- 1	NEUTRAL	0- 1	0- 0	0- 0				
11- 7	0- 0	0- 0	CONFERENCE	0- 2	2- 2	9- 3				
5- 4	0- 0	0- 0	HOME	0- 1	2- 1	3- 2				
6- 3	0- 0	0- 0	AWAY	0- 1	0- 1	6- 1				
0- 0	0- 0	0- 0	NEUTRAL	0- 0	0- 0	0- 0				

RPI 1-25			RPI 26-50			RPI 51-100			RPI 101+			Team's RPI: 142
RPI	S	Opponent	Score	RPI	S	Opponent	Score	RPI	S	Opponent	Score	
4	N	Oregon St.	49 60	34	A	Oregon	70 73	79	A	Montana St.	64 80	114 H North Dakota 74 61
10	A	Washington	53 105	47	N	UNI	74 76	79	H	Montana St.	61 66	121 H Northern Colo. 67 71
								87	A	Wyoming	74 71	139 A Eastern Wash. 57 67
								92	N	UNLV	61 73	139 H Eastern Wash. 78 51
												169 A Idaho St. 69 80
												169 H Idaho St. 60 67
												213 A Seattle U 68 64
												234 A Portland St. 72 66
												246 A Grand Canyon 60 64
												249 A Weber St. 82 77
												249 H Weber St. 95 77
												280 A Sacramento St. 72 58
												285 A Southern Utah 85 68
												285 H Southern Utah 76 61
												289 A Northern Ariz. 91 80
												289 H Northern Ariz. 61 76
												325 A Montana 86 59
												325 H Montana 75 50
												346 A Cal St. Fullerton 88 86
LAST 12 Division I GAMES:												
285	H	Southern Utah	76 61	121	H	Northern Colo.	67 71					
289	H	Northern Ariz.	61 76	280	A	Sacramento St.	72 58					
249	A	Weber St.	82 77	234	A	Portland St.	72 66					
169	A	Idaho St.	69 80	325	H	Montana	75 50					
139	H	Eastern Wash.	78 51	79	H	Montana St.	61 66					
114	H	North Dakota	74 61	289	A	Northern Ariz.	91 80					

Non-Div I Games: Lewis-Clark St. 85 49 Central Wash. 79 45

Idaho

Loss, Non-Conf, S Site, H Home A Away N Neutral

## Idaho St.

Through Games Of March 4, 2017

Average RPI Win:	240	WON-LOST	WINNING	LAST 10	STRENGTH OF	OPP. STRENGTH	TEAM	ADJ.	CONF.	ADJ CONF.
Average RPI Loss:	137	RECORD	PCT. RANK	GAMES	SCHEDULE	OF SCHEDULE	RPI	RPI	RPI	RPI
DIV. I ONLY	15- 13	155	6- 4	226	188	169	169	20	20	
DIV. I NON-CONF.	5- 5	165	0- 0	307	84	202	202	18	18	
TOTALS	RPI 1-25	RPI 26-50	W-L RECORDS	RPI 51-100	RPI 101-150	RPI 150+				
15- 13	0- 1	0- 1	OVERALL	1- 1	3- 6	11- 4				
9- 3	0- 0	0- 0	HOME	1- 0	1- 3	7- 0				
5- 9	0- 0	0- 0	AWAY	0- 0	2- 1	3- 0				
1- 1	0- 0	0- 1	NEUTRAL	0- 0	0- 0	1- 0				
5- 5	0- 1	0- 1	NON-CONFERENCE	0- 0	0- 1	5- 2				
3- 0	0- 0	0- 0	HOME	0- 0	0- 0	3- 0				
1- 4	0- 1	0- 0	AWAY	0- 0	0- 1	1- 2				
1- 1	0- 0	0- 1	NEUTRAL	0- 0	0- 0	1- 0				
10- 8	0- 0	0- 0	CONFERENCE	1- 1	3- 5	6- 2				
6- 3	0- 0	0- 0	HOME	1- 0	1- 3	4- 0				
4- 5	0- 0	0- 0	AWAY	0- 1	2- 2	2- 2				
0- 0	0- 0	0- 0	NEUTRAL	0- 0	0- 0	0- 0				

RPI 1-25				RPI 26-50				RPI 51-100				RPI 101+ Team's RPI: 169			
RPI	S	Opponent	Score	RPI	S	Opponent	Score	RPI	S	Opponent	Score	RPI	S	Opponent	Score
4	A	Oregon St.	38 61	41	N	James Madison	53 83	79	A	Montana St.	67 73	106	A	Colorado	56 85
								79	H	Montana St.	67 59	114	A	North Dakota	56 63
												114	H	North Dakota	62 65
												121	A	Northern Colo.	68 58
												121	H	Northern Colo.	62 77
												139	A	Eastern Wash.	41 58
												139	H	Eastern Wash.	58 61
												142	A	Idaho	67 60
												142	H	Idaho	80 69
												161	A	Santa Clara	78 82
												186	A	Utah St.	56 69
												212	A	Wisconsin	42 35
												234	H	Portland St.	53 47
												249	A	Weber St.	43 50
												249	H	Weber St.	57 52
												278	N	Davidson	70 58
												280	H	Sacramento St.	79 60
												285	A	Southern Utah	71 68
												289	A	Northern Ariz.	64 51
												306	H	Denver	65 64
												325	A	Montana	53 68
												325	H	Montana	61 43
												327	H	UC Irvine	65 54
												335	H	Utah Valley	61 56
LAST 12 Division I GAMES:															
325	A	Montana	53 68	280	H	Sacramento St.	79 60								
79	A	Montana St.	67 73	234	H	Portland St.	53 47								
139	H	Eastern Wash.	58 61	285	A	Southern Utah	71 68								
142	H	Idaho	80 69	289	A	Northern Ariz.	64 51								
121	A	Northern Colo.	68 58	249	H	Weber St.	57 52								
114	A	North Dakota	56 63	114	H	North Dakota	62 65								

Non-Div I Games: Montana Tech 77 55

Idaho St.

■ Loss, 
 ■ Non-Conf, S Site, 
 ■ Home 
 ■ Away 
 N Neutral

Average RPI Win:	239	WON-LOST	WINNING	LAST 10	STRENGTH OF	OPP. STRENGTH	TEAM	ADJ.	CONF.	ADJ CONF.
Average RPI Loss:	169	RECORD	PCT. RANK	GAMES	SCHEDULE	OF SCHEDULE	RPI	RPI	RPI	RPI
DIV. I ONLY	4- 25	334	2- 8	154	246	318	318	19	19	
DIV. I NON-CONF.	1- 8	314	0- 0	135	179	293	293	21	21	
TOTALS	RPI 1-25	RPI 26-50	W-L RECORDS	RPI 51-100	RPI 101-150	RPI 150+				
4- 25	0- 0	0- 3	OVERALL	0- 4	0- 5	4- 13				
2- 11	0- 0	0- 1	HOME	0- 1	0- 2	2- 7				
1- 13	0- 0	0- 2	AWAY	0- 3	0- 2	1- 6				
1- 1	0- 0	0- 0	NEUTRAL	0- 0	0- 1	1- 0				
1- 8	0- 0	0- 1	NON-CONFERENCE	0- 4	0- 0	1- 3				
0- 4	0- 0	0- 0	HOME	0- 1	0- 0	0- 3				
1- 4	0- 0	0- 1	AWAY	0- 3	0- 0	1- 0				
0- 0	0- 0	0- 0	NEUTRAL	0- 0	0- 0	0- 0				
3- 17	0- 0	0- 2	CONFERENCE	0- 0	0- 5	3- 10				
2- 7	0- 0	0- 1	HOME	0- 0	0- 2	2- 4				
0- 9	0- 0	0- 1	AWAY	0- 0	0- 2	0- 6				
1- 1	0- 0	0- 0	NEUTRAL	0- 0	0- 1	1- 0				

RPI S	Opponent	Score	RPI S	Opponent	Score	RPI S	Opponent	Score	RPI S	Opponent	Score	Team's RPI: 318
28	A Green Bay	31 65	28	H Green Bay	65 79	51	A Virginia	39 76	136	A Wright St.	51 62	
38	A Central Mich.	55 77	65	H Green Bay	65 79	59	A Toledo	51 79	136	H Wright St.	54 73	
			65	H IUPUI	57 67	65	H IUPUI	57 67	136	N Wright St.	52 79	
			68	A Northwestern	44 88	68	A Northwestern	44 88	146	A Oakland	58 81	
									146	H Oakland	50 78	
									153	A Milwaukee	55 83	
									153	H Milwaukee	65 88	
									155	A Detroit Mercy	76 98	
									155	H Detroit Mercy	63 62	
									180	A Cleveland St.	59 77	
									180	H Cleveland St.	59 63	
									216	A Howard	70 63	
									237	H Bradley	56 65	
									292	A Valparaiso	63 72	
									292	H Valparaiso	74 60	
									294	A Northern Ky.	49 66	
									294	H Northern Ky.	37 58	
									294	N Northern Ky.	72 60	
									313	H Fort Wayne	55 61	
									314	H Illinois St.	52 59	
									317	A Youngstown St.	54 70	
									317	H Youngstown St.	59 65	
LAST 12 Division I GAMES:												
136	N Wright St.	52 79	136	A Wright St.	51 62							
294	N Northern Ky.	72 60	294	A Northern Ky.	49 66							
292	A Valparaiso	63 72	317	H Youngstown St.	59 65							
28	A Green Bay	31 65	180	H Cleveland St.	59 63							
146	H Oakland	50 78	292	H Valparaiso	74 60							
155	H Detroit Mercy	63 62	294	H Northern Ky.	37 58							

Non-Div I Games: Lake Forest 84 48 Robert Morris (IL) 106 58

Ill.-Chicago

Loss, Non-Conf, S Site, H Home A Away N Neutral

# Illinois

Through Games Of March 4, 2017

Average RPI Win:	204	WON-LOST	WINNING	LAST 10	STRENGTH OF	OPP. STRENGTH	TEAM	ADJ.	CONF.	ADJ CONF.
Average RPI Loss:	76	RECORD	PCT. RANK	GAMES	SCHEDULE	OF SCHEDULE	RPI	RPI	RPI	RPI
DIV. I ONLY	9- 22	285	1- 9	50	80	205	205	6	6	
DIV. I NON-CONF.	5- 8	218	0- 0	72	236	206	206	6	6	
TOTALS	RPI 1-25	RPI 26-50	W-L RECORDS	RPI 51-100	RPI 101-150	RPI 150+				
9- 22	0- 3	0- 5	OVERALL	1- 11	2- 0	6- 3				
8- 9	0- 1	0- 2	HOME	1- 4	2- 0	5- 2				
0- 12	0- 2	0- 3	AWAY	0- 6	0- 0	0- 1				
1- 1	0- 0	0- 0	NEUTRAL	0- 1	0- 0	1- 0				
5- 8	0- 0	0- 2	NON-CONFERENCE	0- 4	2- 0	3- 2				
5- 4	0- 0	0- 0	HOME	0- 2	2- 0	3- 2				
0- 4	0- 0	0- 2	AWAY	0- 2	0- 0	0- 0				
0- 0	0- 0	0- 0	NEUTRAL	0- 0	0- 0	0- 0				
4- 14	0- 3	0- 3	CONFERENCE	1- 7	0- 0	3- 1				
3- 5	0- 1	0- 2	HOME	1- 2	0- 0	2- 0				
0- 8	0- 2	0- 1	AWAY	0- 4	0- 0	0- 1				
1- 1	0- 0	0- 0	NEUTRAL	0- 1	0- 0	1- 0				

RPI S	Opponent	Score	RPI S	Opponent	Score	RPI S	Opponent	Score	RPI S	Opponent	Score	Team's RPI: 205
17	A Maryland	59 84	38	A Central Mich.	51 82	56	H Purdue	64 72	105	H FGCU	82 73	
17	H Maryland	49 94	42	A Michigan St.	47 71	56	N Purdue	58 72	136	H Wright St.	76 72	
25	A Ohio St.	64 88	44	H Michigan	70 86	57	A Ohio	68 80	160	H Memphis	54 64	
			48	H Indiana	60 74	62	A Iowa	58 78	197	H Nebraska	79 59	
			50	A George Washington	56 72	62	H Iowa	70 65	197	N Nebraska	79 70	
						63	A South Dakota	68 77	212	A Wisconsin	55 59	
						68	A Northwestern	53 66	223	H Rutgers	78 41	
						70	A Minnesota	50 78	243	H Marshall	53 55	
						84	A Penn St.	66 82	284	H Ark.-Pine Bluff	70 58	
						84	H Penn St.	62 80	313	H Fort Wayne	56 33	
						88	H Wake Forest	70 79	315	H USC Upstate	77 57	
						89	H Mercer	33 51				
LAST 12 Division I GAMES:												
	56 N Purdue	58 72		17 A Maryland	59 84							
	197 N Nebraska	79 70		56 H Purdue	64 72							
	48 H Indiana	60 74		44 H Michigan	70 86							
	212 A Wisconsin	55 59		84 A Penn St.	66 82							
	68 A Northwestern	53 66		17 H Maryland	49 94							
	84 H Penn St.	62 80		25 A Ohio St.	64 88							

Non-Div I Games:

Illinois

Loss, Non-Conf, S Site, H Home A Away N Neutral

Average RPI Win:	271	WON-LOST	WINNING	LAST 10	STRENGTH OF	OPP. STRENGTH	TEAM	ADJ.	CONF.	ADJ CONF.
Average RPI Loss:	151	RECORD	PCT. RANK	GAMES	SCHEDULE	OF SCHEDULE	RPI	RPI	RPI	RPI
DIV. I ONLY	7- 22	307	2- 8	244	171	314	314	16	16	
DIV. I NON-CONF.	3- 8	262	0- 0	248	195	302	302	14	14	
TOTALS	RPI 1-25	RPI 26-50	W-L RECORDS	RPI 51-100	RPI 101-150	RPI 150+				
7- 22	0- 0	0- 5	OVERALL	0- 2	0- 1	7- 14				
6- 9	0- 0	0- 2	HOME	0- 0	0- 1	6- 6				
1- 13	0- 0	0- 3	AWAY	0- 2	0- 0	1- 8				
0- 0	0- 0	0- 0	NEUTRAL	0- 0	0- 0	0- 0				
3- 8	0- 0	0- 1	NON-CONFERENCE	0- 2	0- 1	3- 4				
2- 4	0- 0	0- 0	HOME	0- 0	0- 1	2- 3				
1- 4	0- 0	0- 1	AWAY	0- 2	0- 0	1- 1				
0- 0	0- 0	0- 0	NEUTRAL	0- 0	0- 0	0- 0				
4- 14	0- 0	0- 4	CONFERENCE	0- 0	0- 0	4- 10				
4- 5	0- 0	0- 2	HOME	0- 0	0- 0	4- 3				
0- 9	0- 0	0- 2	AWAY	0- 0	0- 0	0- 7				
0- 0	0- 0	0- 0	NEUTRAL	0- 0	0- 0	0- 0				

RPI S	Opponent	Score	RPI S	Opponent	Score	RPI S	Opponent	Score	RPI S	Opponent	Score	Team's RPI: 314
26	A Drake	49 101	26	H Drake	36 87	74	A Western Ill.	50 80	134	H Yale	45 59	
33	A Arizona St.	40 76	47	A UNI	51 82	91	A Northern Ill.	66 108	151	A Missouri St.	60 65	
47	H UNI	40 78							151	H Missouri St.	44 77	
									153	H Milwaukee	60 68	
									165	A Southern Ill.	48 57	
									165	H Southern Ill.	56 63	
									184	A Wichita St.	45 67	
									184	H Wichita St.	54 50	
									193	H George Mason	46 72	
									207	A SIUE	80 92	
									212	H Wisconsin	46 64	
									236	A Indiana St.	49 63	
									236	H Indiana St.	47 65	
									237	A Bradley	59 70	
									237	H Bradley	71 63	
									240	A Evansville	56 60	
									240	H Evansville	71 58	
									292	H Valparaiso	77 56	
									300	H Eastern Ill.	60 49	
									318	A Ill.-Chicago	59 52	
									323	A Loyola Chicago	61 64	
									323	H Loyola Chicago	63 51	
LAST 12 Division I GAMES:												
237	A Bradley	59 70	26	A Drake	49 101							
240	A Evansville	56 60	323	H Loyola Chicago	63 51							
165	A Southern Ill.	48 57	236	H Indiana St.	47 65							
151	H Missouri St.	44 77	165	H Southern Ill.	56 63							
184	H Wichita St.	54 50	240	H Evansville	71 58							
47	A UNI	51 82	184	A Wichita St.	45 67							

Non-Div I Games:

Illinois St.



Incarnate Word

Through Games Of March 4, 2017

Average RPI Win:	315	WON-LOST	WINNING	LAST 10	STRENGTH OF	OPP. STRENGTH	TEAM	ADJ.	CONF.	ADJ CONF.
Average RPI Loss:	206	RECORD	PCT. RANK	GAMES	SCHEDULE	OF SCHEDULE	RPI	RPI	RPI	RPI
DIV. I ONLY	7- 20	303	4- 6	337	283	332	332	27	27	
DIV. I NON-CONF.	0- 9	335	0- 0	328	235	348	348	27	27	
TOTALS	RPI 1-25	RPI 26-50	W-L RECORDS	RPI 51-100	RPI 101-150	RPI 150+				
7- 20	0- 0	0- 0	OVERALL	0- 2	0- 3	7- 15				
5- 6	0- 0	0- 0	HOME	0- 1	0- 1	5- 4				
2- 12	0- 0	0- 0	AWAY	0- 0	0- 0	2- 0				
0- 2	0- 0	0- 0	NEUTRAL	0- 0	0- 0	0- 2				
0- 9	0- 0	0- 0	NON-CONFERENCE	0- 0	0- 0	0- 9				
0- 2	0- 0	0- 0	HOME	0- 0	0- 0	0- 2				
0- 5	0- 0	0- 0	AWAY	0- 0	0- 0	0- 5				
0- 2	0- 0	0- 0	NEUTRAL	0- 0	0- 0	0- 2				
7- 11	0- 0	0- 0	CONFERENCE	0- 2	0- 3	7- 6				
5- 4	0- 0	0- 0	HOME	0- 1	0- 1	5- 2				
2- 7	0- 0	0- 0	AWAY	0- 1	0- 2	2- 4				
0- 0	0- 0	0- 0	NEUTRAL	0- 0	0- 0	0- 0				

RPI 1-25			RPI 26-50			RPI 51-100			RPI 101+			Team's RPI: 332
RPI	S	Opponent	Score	RPI	S	Opponent	Score	RPI	S	Opponent	Score	
						96 A Central Ark.	50 63	107 A Abilene Christian			45 68	
						100 H SFA	75 94	107 H Abilene Christian			66 75	
								131 A Lamar University			54 83	
								162 A TCU			40 88	
								163 H Rice			43 60	
								164 A Texas St.			50 67	
								184 A Wichita St.			63 73	
								186 N Utah St.			46 79	
								196 A North Texas			61 84	
								219 A New Orleans			58 84	
								219 H New Orleans			67 71	
								264 N Murray St.			68 72	
								283 H Eastern Mich.			47 66	
								287 A A&M-Corpus Christi			65 68	
								287 H A&M-Corpus Christi			63 56	
								288 A McNeese			61 78	
								290 A Nicholls St.			78 52	
								290 H Nicholls St.			69 63	
								293 H Northwestern St.			74 76	
								325 A Montana			56 61	
								329 A Southeastern La.			85 76	
								329 H Southeastern La.			96 56	
								338 A Houston Baptist			51 68	
								338 H Houston Baptist			69 54	
								339 H Sam Houston St.			82 55	
LAST 12 Division I GAMES:												
287 A		A&M-Corpus Christi	65 68	219 A		New Orleans	58 84					
107 A		Abilene Christian	45 68	338 H		Houston Baptist	69 54					
290 H		Nicholls St.	69 63	96 A		Central Ark.	50 63					
339 H		Sam Houston St.	82 55	107 H		Abilene Christian	66 75					
287 H		A&M-Corpus Christi	63 56	100 H		SFA	75 94					
288 A		McNeese	61 78	329 H		Southeastern La.	96 56					

Non-Div I Games: LSU-Alexandria 106 79 Tex. A&M-Kingsville 79 66

Incarnate Word

Loss, Non-Conf, S Site, H Home A Away N Neutral

## Indiana

Through Games Of March 4, 2017

Average RPI Win:	157	WON-LOST	WINNING	LAST 10	STRENGTH OF	OPP. STRENGTH	TEAM	ADJ.	CONF.	ADJ CONF.
Average RPI Loss:	57	RECORD	PCT. RANK	GAMES	SCHEDULE	OF SCHEDULE	RPI	RPI	RPI	RPI
DIV. I ONLY	20- 10	85	6- 4	76	71	48	48	6	6	
DIV. I NON-CONF.	10- 3	54	0- 0	212	93	70	70	6	6	
TOTALS	RPI 1-25	RPI 26-50	W-L RECORDS	RPI 51-100	RPI 101-150	RPI 150+				
20- 10	0- 2	1- 5	OVERALL	8- 2	2- 0	9- 1				
12- 2	0- 2	1- 0	HOME	5- 0	2- 0	4- 0				
6- 7	0- 0	0- 5	AWAY	2- 1	0- 0	4- 1				
2- 1	0- 0	0- 0	NEUTRAL	1- 1	0- 0	1- 0				
10- 3	0- 0	0- 3	NON-CONFERENCE	2- 0	2- 0	6- 0				
6- 0	0- 0	0- 0	HOME	0- 0	2- 0	4- 0				
2- 3	0- 0	0- 3	AWAY	1- 0	0- 0	1- 0				
2- 0	0- 0	0- 0	NEUTRAL	1- 0	0- 0	1- 0				
10- 7	0- 2	1- 2	CONFERENCE	6- 2	0- 0	3- 1				
6- 2	0- 2	1- 0	HOME	5- 0	0- 0	0- 0				
4- 4	0- 0	0- 2	AWAY	1- 1	0- 0	3- 1				
0- 1	0- 0	0- 0	NEUTRAL	0- 1	0- 0	0- 0				

RPI 1-25				RPI 26-50				Team's RPI: 48		RPI 51-100				RPI 101+			
RPI	S	Opponent	Score	RPI	S	Opponent	Score	RPI	S	Opponent	Score	RPI	S	Opponent	Score		
17	H	Maryland	56 92	37	A	North Carolina St.	70 84	56	H	Purdue	74 60	110	H	Vanderbilt	94 61		
25	H	Ohio St.	82 92	39	A	Western Ky.	74 85	56	N	Purdue	60 66	146	H	Oakland	84 59		
				42	A	Michigan St.	60 69	62	H	Iowa	80 77	196	A	North Texas	94 64		
				44	A	Michigan	74 78	68	A	Northwestern	67 80	197	A	Nebraska	64 67		
				44	H	Michigan	72 61	68	H	Northwestern	66 38	205	A	Illinois	74 60		
				46	A	Auburn	67 71	70	H	Minnesota	78 62	212	A	Wisconsin	78 54		
								78	A	Chattanooga	79 76	223	A	Rutgers	63 52		
								84	A	Penn St.	89 70	231	H	Presbyterian	71 37		
								84	H	Penn St.	72 66	261	N	Stony Brook	74 60		
								86	N	Florida	102 88	292	H	Valparaiso	87 58		
												294	H	Northern Ky.	100 49		
												343	H	UMass Lowell	79 45		
LAST 12 Division I GAMES:																	
				56	N	Purdue	60 66	223	A	Rutgers	63 52						
				205	A	Illinois	74 60	17	H	Maryland	56 92						
				62	H	Iowa	80 77	42	A	Michigan St.	60 69						
				197	A	Nebraska	64 67	212	A	Wisconsin	78 54						
				44	H	Michigan	72 61	84	H	Penn St.	72 66						
				68	H	Northwestern	66 38	56	H	Purdue	74 60						

Non-Div I Games:

Indiana

■ Loss, 
 ■ Non-Conf, S Site, 
 ■ Home 
 ■ Away 
 N Neutral

## Indiana St.

Through Games Of March 4, 2017

Average RPI Win:	244	WON-LOST	WINNING	LAST 10	STRENGTH OF	OPP. STRENGTH	TEAM	ADJ.	CONF.	ADJ CONF.
Average RPI Loss:	149	RECORD	PCT. RANK	GAMES	SCHEDULE	OF SCHEDULE	RPI	RPI	RPI	RPI
DIV. I ONLY	12- 17	221	2- 8	286	151	236	236	16	16	
DIV. I NON-CONF.	6- 5	148	0- 0	302	138	177	177	14	14	
TOTALS	RPI 1-25	RPI 26-50	W-L RECORDS	RPI 51-100	RPI 101-150	RPI 150+				
12- 17	0- 1	0- 4	OVERALL	1- 1	1- 0	10- 11				
5- 7	0- 0	0- 2	HOME	0- 1	1- 0	4- 4				
7- 10	0- 1	0- 2	AWAY	1- 0	0- 0	6- 7				
0- 0	0- 0	0- 0	NEUTRAL	0- 0	0- 0	0- 0				
6- 5	0- 1	0- 0	NON-CONFERENCE	1- 1	1- 0	4- 3				
2- 1	0- 0	0- 0	HOME	0- 1	1- 0	1- 0				
4- 4	0- 1	0- 0	AWAY	1- 0	0- 0	3- 3				
0- 0	0- 0	0- 0	NEUTRAL	0- 0	0- 0	0- 0				
6- 12	0- 0	0- 4	CONFERENCE	0- 0	0- 0	6- 8				
3- 6	0- 0	0- 2	HOME	0- 0	0- 0	3- 4				
3- 6	0- 0	0- 2	AWAY	0- 0	0- 0	3- 4				
0- 0	0- 0	0- 0	NEUTRAL	0- 0	0- 0	0- 0				

RPI	S	Opponent	Score	RPI	S	Opponent	Score	RPI	S	Opponent	Score	RPI	S	Opponent	Score	Team's RPI: 236
24	A	Missouri	48 77	26	A	Drake	62 76	65	H	IUPUI	35 45	141	H	Tulsa	72 68	
				26	H	Drake	45 64	95	A	Saint Louis	70 67	151	A	Missouri St.	63 73	
				47	A	UNI	47 59					151	H	Missouri St.	46 49	
				47	H	UNI	59 61					154	A	Omaha	45 72	
												165	A	Southern Ill.	68 53	
												165	H	Southern Ill.	66 70	
												181	A	Cincinnati	63 55	
												184	A	Wichita St.	43 67	
												184	H	Wichita St.	42 56	
												237	A	Bradley	41 54	
												237	H	Bradley	58 51	
												240	A	Evansville	41 57	
												240	H	Evansville	44 52	
												242	A	Miami (OH)	62 54	
												260	A	Butler	48 66	
												294	H	Northern Ky.	58 38	
												300	A	Eastern Ill.	88 61	
												314	A	Illinois St.	65 47	
												314	H	Illinois St.	63 49	
												323	A	Loyola Chicago	48 38	
												323	H	Loyola Chicago	53 32	
												337	A	Fla. Atlantic	67 70	
LAST 12 Division I GAMES:																
240	H	Evansville	44 52	323	H	Loyola Chicago	53 32									
165	H	Southern Ill.	66 70	237	A	Bradley	41 54									
184	A	Wichita St.	43 67	314	A	Illinois St.	65 47									
151	A	Missouri St.	63 73	151	H	Missouri St.	46 49									
47	H	UNI	59 61	184	H	Wichita St.	42 56									
26	H	Drake	45 64	26	A	Drake	62 76									

Non-Div I Games:

Indiana St.

■ Loss, 
 ■ Non-Conf, 
 ■ S Site, 
 ■ Home 
 ■ A Away 
 N Neutral

Average RPI Win: <b>223</b>	WON-LOST	WINNING	LAST 10	STRENGTH OF	OPP. STRENGTH	TEAM	ADJ.	CONF.	ADJ CONF.
Average RPI Loss: <b>145</b>	RECORD	PCT. RANK	GAMES	SCHEDULE	OF SCHEDULE	RPI	RPI	RPI	RPI
DIV. I ONLY	<b>18- 12</b>	<b>113</b>	<b>6- 4</b>	<b>205</b>	<b>201</b>	<b>144</b>	<b>144</b>	<b>18</b>	<b>18</b>
DIV. I NON-CONF.	<b>5- 4</b>	<b>143</b>	<b>0- 0</b>	<b>130</b>	<b>198</b>	<b>136</b>	<b>136</b>	<b>17</b>	<b>17</b>
TOTALS	RPI 1-25	RPI 26-50	W-L RECORDS	RPI 51-100	RPI 101-150	RPI 150+			
18- 12	0- 0	1- 1	OVERALL	0- 1	3- 4	14- 6			
11- 4	0- 0	1- 0	HOME	0- 0	2- 2	8- 2			
7- 8	0- 0	0- 1	AWAY	0- 1	1- 2	6- 4			
0- 0	0- 0	0- 0	NEUTRAL	0- 0	0- 0	0- 0			
5- 4	0- 0	0- 0	NON-CONFERENCE	0- 1	3- 2	2- 1			
4- 1	0- 0	0- 0	HOME	0- 0	2- 1	2- 0			
1- 3	0- 0	0- 0	AWAY	0- 1	1- 1	0- 1			
0- 0	0- 0	0- 0	NEUTRAL	0- 0	0- 0	0- 0			
13- 8	0- 0	1- 1	CONFERENCE	0- 0	0- 2	12- 5			
7- 3	0- 0	1- 0	HOME	0- 0	0- 1	6- 2			
6- 5	0- 0	0- 1	AWAY	0- 0	0- 1	6- 3			
0- 0	0- 0	0- 0	NEUTRAL	0- 0	0- 0	0- 0			

RPI S	Opponent	Score	RPI S	Opponent	Score	RPI S	Opponent	Score	RPI S	Opponent	Score	Team's RPI: 144
40	A Quinnipiac	45 <b>53</b>	40	H Quinnipiac	58 44	84	A Penn St.	67 <b>80</b>	108	H Saint Joseph's	58 57	
									109	A Rider	65 <b>85</b>	
									109	H Rider	36 <b>52</b>	
									119	H Duquesne	58 <b>61</b>	
									122	H Fordham	55 46	
									128	A Navy	68 <b>73</b>	
									143	A VCU	59 57	
									159	A Fairfield	59 <b>68</b>	
									159	H Fairfield	65 55	
									174	A Siena	53 <b>57</b>	
									174	A Siena	67 47	
									174	H Siena	46 <b>58</b>	
									196	A North Texas	55 <b>66</b>	
									214	A Monmouth	65 <b>75</b>	
									214	H Monmouth	60 54	
									230	A Marist	48 37	
									230	H Marist	62 <b>68</b>	
									253	A Canisius	58 45	
									253	H Canisius	55 52	
									261	H Stony Brook	57 46	
									263	A Niagara	65 55	
									263	H Niagara	68 61	
									277	A Manhattan	76 62	
									277	H Manhattan	70 53	
									324	H St. Francis Brooklyn	62 46	
									326	A Saint Peter's	66 58	
LAST 12 Division I GAMES:												
174	A Siena	67 47	109	H Rider	36 <b>52</b>							
174	A Siena	53 <b>57</b>	253	A Canisius	58 45							
326	H Saint Peter's	51 50	263	A Niagara	65 55							
159	H Fairfield	65 55	40	H Quinnipiac	58 44							
40	A Quinnipiac	45 <b>53</b>	230	A Marist	48 37							
214	A Monmouth	65 <b>75</b>	214	H Monmouth	60 54							

Non-Div I Games:

Iona

■ Loss, 
 ■ Non-Conf, 
 ■ S Site, 
 ■ H Home 
 ■ A Away 
 N Neutral

I  
o  
n  
a

RPI S Opponent Iona Score

Through Games Of March 4, 2017

RPI	S	Opponent	Score
326	H	Saint Peter's	51 50

I  
o  
n  
a

Iona

Average RPI Win:	142	WON-LOST	WINNING	LAST 10	STRENGTH OF	OPP. STRENGTH	TEAM	ADJ.	CONF.	ADJ CONF.
Average RPI Loss:	49	RECORD	PCT. RANK	GAMES	SCHEDULE	OF SCHEDULE	RPI	RPI	RPI	RPI
DIV. I ONLY	17- 13	130	4- 6	21	66	62	62	6	6	
DIV. I NON-CONF.	9- 4	85	0- 0	3	70	24	24	6	6	
TOTALS	RPI 1-25	RPI 26-50	W-L RECORDS	RPI 51-100	RPI 101-150	RPI 150+				
17- 13	0- 5	3- 4	OVERALL	4- 3	1- 0	9- 1				
14- 3	0- 2	2- 1	HOME	4- 0	0- 0	8- 0				
2- 8	0- 2	0- 3	AWAY	0- 2	1- 0	1- 1				
1- 2	0- 1	1- 0	NEUTRAL	0- 1	0- 0	0- 0				
9- 4	0- 2	2- 2	NON-CONFERENCE	2- 0	1- 0	4- 0				
7- 2	0- 1	1- 1	HOME	2- 0	0- 0	4- 0				
1- 1	0- 0	0- 1	AWAY	0- 0	1- 0	0- 0				
1- 1	0- 1	1- 0	NEUTRAL	0- 0	0- 0	0- 0				
8- 9	0- 3	1- 2	CONFERENCE	2- 3	0- 0	5- 1				
7- 1	0- 1	1- 0	HOME	2- 0	0- 0	4- 0				
1- 7	0- 2	0- 2	AWAY	0- 2	0- 0	1- 1				
0- 1	0- 0	0- 0	NEUTRAL	0- 1	0- 0	0- 0				

RPI 1-25				RPI 26-50				RPI 51-100				RPI 101+			
RPI	S	Opponent	Score	RPI	S	Opponent	Score	RPI	S	Opponent	Score	RPI	S	Opponent	Score
2	H	Notre Dame	58 73	26	A	Drake	76 81	55	H	Iowa St.	88 76	114	A	North Dakota	75 60
9	N	UCLA	65 78	31	H	South Dakota St.	64 66	56	A	Purdue	52 72	152	H	Oral Roberts	96 76
17	A	Maryland	81 100	41	N	James Madison	90 75	68	H	Northwestern	78 59	171	H	Hampton	84 51
17	H	Maryland	82 98	42	H	Michigan St.	87 83	68	N	Northwestern	73 78	189	H	Robert Morris	81 60
25	A	Ohio St.	81 88	44	A	Michigan	70 72	70	H	Minnesota	80 65	197	H	Nebraska	75 72
				47	H	UNI	88 39	84	A	Penn St.	58 71	205	A	Illinois	65 70
				48	A	Indiana	77 80	93	H	Kent St.	83 48	205	H	Illinois	78 58
												212	H	Wisconsin	71 60
												223	A	Rutgers	71 59
												223	H	Rutgers	71 57
												308	H	Massachusetts	71 30
LAST 12 Division I GAMES:															
		68 N Northwestern	73 78			42 H Michigan St.	87 83								
		212 H Wisconsin	71 60			44 A Michigan	70 72								
		48 A Indiana	77 80			223 H Rutgers	71 57								
		56 A Purdue	52 72			17 A Maryland	81 100								
		68 H Northwestern	78 59			70 H Minnesota	80 65								
		25 A Ohio St.	81 88			223 A Rutgers	71 59								

Non-Div I Games:

Iowa

■ Loss, 
 ■ Non-Conf, 
 ■ S Site, 
 ■ H Home 
 ■ A Away 
 N Neutral

Average RPI Win: 146		WON-LOST	WINNING	LAST 10	STRENGTH OF		OPP. STRENGTH	TEAM	ADJ.	CONF.	ADJ CONF.
Average RPI Loss: 42		RECORD	PCT. RANK	GAMES	SCHEDULE		OF SCHEDULE	RPI	RPI	RPI	RPI
DIV. I ONLY		18- 12	113	7- 3	34		40	55	55	4	4
DIV. I NON-CONF.		9- 2	37	0- 0	96		233	61	61	3	3
<hr/>											
TOTALS	RPI 1-25	RPI 26-50		W-L RECORDS		RPI 51-100	RPI 101-150		RPI 150+		
18- 12	2- 8	2- 0		OVERALL		5- 3	0- 0		9- 1		
15- 4	1- 4	2- 0		HOME		4- 0	0- 0		8- 0		
3- 7	1- 3	0- 0		AWAY		1- 3	0- 0		1- 1		
0- 1	0- 1	0- 0		NEUTRAL		0- 0	0- 0		0- 0		
9- 2	0- 1	2- 0		NON-CONFERENCE		1- 1	0- 0		6- 0		
9- 1	0- 1	2- 0		HOME		1- 0	0- 0		6- 0		
0- 1	0- 0	0- 0		AWAY		0- 1	0- 0		0- 0		
0- 0	0- 0	0- 0		NEUTRAL		0- 0	0- 0		0- 0		
9- 10	2- 7	0- 0		CONFERENCE		4- 2	0- 0		3- 1		
6- 3	1- 3	0- 0		HOME		3- 0	0- 0		2- 0		
3- 6	1- 3	0- 0		AWAY		1- 2	0- 0		1- 1		
0- 1	0- 1	0- 0		NEUTRAL		0- 0	0- 0		0- 0		

RPI S	Opponent	Score	RPI S	Opponent	Score	RPI S	Opponent	Score	Team's RPI: 55	RPI S	Opponent	Score
5	H Mississippi St.	81 85	26	H Drake	75 67	53	A West Virginia	80 55		162	A TCU	75 80
6	A Baylor	42 68	47	H UNI	76 68	53	H West Virginia	68 53		162	H TCU	72 69
6	H Baylor	52 83				62	A Iowa	76 88		185	A Kansas	90 75
12	A Texas	70 66				76	A Oklahoma St.	59 71		185	H Kansas	87 58
12	H Texas	68 75				76	H Oklahoma St.	61 48		194	H Sacred Heart	76 56
20	A Oklahoma	63 78				91	H Northern Ill.	97 89		219	H New Orleans	100 63
20	H Oklahoma	57 67				97	A Texas Tech	66 75		233	H UC Santa Barbara	77 60
21	A Kansas St.	68 80				97	H Texas Tech	79 68		303	H Savannah St.	74 51
21	H Kansas St.	75 69								322	H Arkansas St.	105 53
21	N Kansas St.	67 74								347	H Delaware St.	88 57
LAST 12 Division I GAMES:												
21	N Kansas St.	67 74	21	A Kansas St.	68 80							
76	H Oklahoma St.	61 48	53	A West Virginia	80 55							
12	A Texas	70 66	6	H Baylor	52 83							
185	A Kansas	90 75	162	H TCU	72 69							
53	H West Virginia	68 53	20	A Oklahoma	63 78							
97	H Texas Tech	79 68	21	H Kansas St.	75 69							

Non-Div I Games:

Iowa St.

■ Loss, 
■ Non-Conf, 
■ S Site, 
■ H Home 
■ A Away 
N Neutral

Average RPI Win: 291		WON-LOST	WINNING	LAST 10	STRENGTH OF	OPP. STRENGTH	TEAM	ADJ.	CONF.	ADJ CONF.
Average RPI Loss: 248		RECORD	PCT. RANK	GAMES	SCHEDULE	OF SCHEDULE	RPI	RPI	RPI	RPI
DIV. I ONLY		8- 16	263	5- 5	348	343	333	333	30	30
DIV. I NON-CONF.		2- 4	230	0- 0	346	326	328	328	30	30
TOTALS	RPI 1-25	RPI 26-50		W-L RECORDS	RPI 51-100		RPI 101-150		RPI 150+	
8- 16	0- 0	0- 0		OVERALL	0- 0		0- 1		8- 15	
4- 6	0- 0	0- 0		HOME	0- 0		0- 0		4- 6	
3- 10	0- 0	0- 0		AWAY	0- 0		0- 0		3- 3	
1- 0	0- 0	0- 0		NEUTRAL	0- 0		0- 0		1- 0	
2- 4	0- 0	0- 0		NON-CONFERENCE	0- 0		0- 1		2- 3	
1- 0	0- 0	0- 0		HOME	0- 0		0- 0		1- 0	
0- 4	0- 0	0- 0		AWAY	0- 0		0- 1		0- 3	
1- 0	0- 0	0- 0		NEUTRAL	0- 0		0- 0		1- 0	
6- 12	0- 0	0- 0		CONFERENCE	0- 0		0- 0		6- 12	
3- 6	0- 0	0- 0		HOME	0- 0		0- 0		3- 6	
3- 6	0- 0	0- 0		AWAY	0- 0		0- 0		3- 6	
0- 0	0- 0	0- 0		NEUTRAL	0- 0		0- 0		0- 0	

RPI 1-25				RPI 26-50				RPI 51-100				RPI 101+				Team's RPI: 333	
RPI	S	Opponent	Score	RPI	S	Opponent	Score	RPI	S	Opponent	Score	RPI	S	Opponent	Score		
												116	A	Ole Miss	41	89	
												191	A	Texas Southern	52	62	
												191	H	Texas Southern	63	66	
												209	A	Grambling	85	90	
												209	H	Grambling	57	60	
												211	A	Alabama St.	64	73	
												211	H	Alabama St.	68	62	
												226	N	Saint Francis (PA)	88	84	
												227	A	Southern U.	61	80	
												227	H	Southern U.	56	85	
												269	A	Prairie View	63	73	
												269	H	Prairie View	74	60	
												284	A	Ark.-Pine Bluff	80	56	
												284	H	Ark.-Pine Bluff	71	78	
												290	A	Nicholls St.	76	83	
												293	A	Northwestern St.	65	83	
												304	A	Alcorn	51	74	
												304	H	Alcorn	53	70	
												309	A	Mississippi Val.	63	60	
												309	H	Mississippi Val.	57	62	
												329	H	Southeastern La.	83	66	
												337	A	Fla. Atlantic	58	67	
												349	A	Alabama A&M	64	54	
												349	H	Alabama A&M	58	49	
LAST 12 Division I GAMES:																	
				211	H	Alabama St.	68 62					269	H	Prairie View	74 60		
				349	H	Alabama A&M	58 49					227	A	Southern U.	61 80		
				284	A	Ark.-Pine Bluff	80 56					304	A	Alcorn	51 74		
				309	A	Mississippi Val.	63 60					284	H	Ark.-Pine Bluff	71 78		
				209	H	Grambling	57 60					309	H	Mississippi Val.	57 62		
				191	H	Texas Southern	63 66					209	A	Grambling	85 90		

[illegible]

Loss, Non-Conf, S Site, H Home A Away N Neutral



## Jacksonville

Through Games Of March 4, 2017

Average RPI Win:	258	WON-LOST	WINNING	LAST 10	STRENGTH OF	OPP. STRENGTH	TEAM	ADJ.	CONF.	ADJ CONF.
Average RPI Loss:	73	RECORD	PCT. RANK	GAMES	SCHEDULE	OF SCHEDULE	RPI	RPI	RPI	RPI
DIV. I ONLY	20- 7	51	7- 3	252	204	98	98	25	25	
DIV. I NON-CONF.	8- 4	97	0- 0	127	118	74	74	24	24	
TOTALS	RPI 1-25	RPI 26-50	W-L RECORDS	RPI 51-100	RPI 101-150	RPI 150+				
20- 7	0- 1	0- 2	OVERALL	1- 0	2- 4	17- 0				
11- 1	0- 0	0- 0	HOME	0- 0	2- 1	9- 0				
7- 5	0- 1	0- 2	AWAY	0- 0	0- 2	7- 0				
2- 1	0- 0	0- 0	NEUTRAL	1- 0	0- 1	1- 0				
8- 4	0- 1	0- 2	NON-CONFERENCE	1- 0	1- 1	6- 0				
4- 0	0- 0	0- 0	HOME	0- 0	1- 0	3- 0				
2- 3	0- 1	0- 2	AWAY	0- 0	0- 0	2- 0				
2- 1	0- 0	0- 0	NEUTRAL	1- 0	0- 1	1- 0				
12- 3	0- 0	0- 0	CONFERENCE	0- 0	1- 3	11- 0				
7- 1	0- 0	0- 0	HOME	0- 0	1- 1	6- 0				
5- 2	0- 0	0- 0	AWAY	0- 0	0- 2	5- 0				
0- 0	0- 0	0- 0	NEUTRAL	0- 0	0- 0	0- 0				

RPI 1-25				RPI 26-50				RPI 51-100				Team's RPI: 98	RPI 101+			
RPI	S	Opponent	Score	RPI	S	Opponent	Score	RPI	S	Opponent	Score		RPI	S	Opponent	Score
13	A	Florida St.	47 90	30	A	South Fla.	52 64	72	N	UC Davis	61 54		101	A	Stetson	47 57
				46	A	Auburn	41 53						101	H	Stetson	49 65
													105	A	FGCU	57 60
													105	H	FGCU	73 65
													118	N	North Carolina	57 87
													125	H	Troy	77 70
													177	H	Bethune-Cookman	69 63
													238	N	Wofford	66 60
													252	H	South Ala.	62 55
													274	A	Kennesaw St.	74 62
													274	H	Kennesaw St.	72 48
													290	H	Nicholls St.	76 71
													295	A	North Florida	69 59
													295	H	North Florida	68 58
													297	A	Lipscomb	73 67
													297	H	Lipscomb	84 60
													297	H	Lipscomb	91 64
													303	A	Savannah St.	55 40
													307	A	FIU	71 56
													315	A	USC Upstate	65 47
													315	H	USC Upstate	59 46
													320	A	NJIT	75 56
													320	H	NJIT	75 59
LAST 12 Division I GAMES:																
				297	H	Lipscomb	91 64					101	A	Stetson	47 57	
				295	A	North Florida	69 59					105	H	FGCU	73 65	
				274	A	Kennesaw St.	74 62					101	H	Stetson	49 65	
				297	A	Lipscomb	73 67					105	A	FGCU	57 60	
				315	H	USC Upstate	59 46					297	H	Lipscomb	84 60	
				320	H	NJIT	75 59					274	H	Kennesaw St.	72 48	

Non-Div I Games: Thomas (GA) 100 43 Johnson &amp; Wales (Fl110 31 Fla. Memorial 76 51

Jacksonville

Loss, Non-Conf, S Site, H Home A Away N Neutral

Average RPI Win:	271	WON-LOST	WINNING	LAST 10	STRENGTH OF	OPP. STRENGTH	TEAM	ADJ.	CONF.	ADJ CONF.
Average RPI Loss:	193	RECORD	PCT. RANK	GAMES	SCHEDULE	OF SCHEDULE	RPI	RPI	RPI	RPI
DIV. I ONLY	12- 15	208	5- 5	295	279	251	251	26	26	
DIV. I NON-CONF.	6- 5	148	0- 0	320	262	210	210	26	26	
TOTALS	RPI 1-25	RPI 26-50	W-L RECORDS	RPI 51-100	RPI 101-150	RPI 150+				
12- 15	0- 1	0- 0	OVERALL	0- 2	0- 2	12- 10				
7- 5	0- 0	0- 0	HOME	0- 1	0- 1	7- 3				
4- 10	0- 1	0- 0	AWAY	0- 1	0- 1	4- 7				
1- 0	0- 0	0- 0	NEUTRAL	0- 0	0- 0	1- 0				
6- 5	0- 1	0- 0	NON-CONFERENCE	0- 0	0- 2	6- 2				
2- 2	0- 0	0- 0	HOME	0- 0	0- 1	2- 1				
3- 3	0- 1	0- 0	AWAY	0- 0	0- 1	3- 1				
1- 0	0- 0	0- 0	NEUTRAL	0- 0	0- 0	1- 0				
6- 10	0- 0	0- 0	CONFERENCE	0- 2	0- 0	6- 8				
5- 3	0- 0	0- 0	HOME	0- 1	0- 0	5- 2				
1- 7	0- 0	0- 0	AWAY	0- 1	0- 0	1- 6				
0- 0	0- 0	0- 0	NEUTRAL	0- 0	0- 0	0- 0				

RPI	S	Opponent	Score	RPI	S	Opponent	Score	RPI	S	Opponent	Score	RPI	S	Opponent	Score	Team's RPI: 251
13	A	Florida St.	62 73					60	A	Belmont	52 61	111	H	Clemson	63 69	
								60	H	Belmont	53 54	116	A	Ole Miss	50 68	
												182	A	Morehead St.	82 85	
												182	H	Morehead St.	69 68	
												207	A	SIUE	62 69	
												219	H	New Orleans	79 81	
												220	A	UT Martin	83 94	
												232	H	Ga. Southern	67 55	
												254	A	Tennessee St.	51 64	
												254	H	Tennessee St.	69 56	
												262	H	Austin Peay	65 45	
												264	H	Murray St.	64 71	
												268	H	Southeast Mo. St.	58 65	
												270	A	Eastern Ky.	54 49	
												270	H	Eastern Ky.	71 61	
												274	A	Kennesaw St.	65 59	
												282	A	Tennessee Tech	54 56	
												282	H	Tennessee Tech	57 44	
												290	H	Nicholls St.	75 52	
												300	A	Eastern Ill.	67 71	
												303	A	Savannah St.	64 57	
												304	A	Alcorn	70 66	
												331	N	Florida A&M	66 54	
												337	A	Fla. Atlantic	55 63	
LAST 12 Division I GAMES:																
182	A	Morehead St.	82 85	268	H	Southeast Mo. St.	58 65									
270	H	Eastern Ky.	71 61	182	H	Morehead St.	69 68									
282	H	Tennessee Tech	57 44	270	A	Eastern Ky.	54 49									
254	H	Tennessee St.	69 56	254	A	Tennessee St.	51 64									
60	A	Belmont	52 61	60	H	Belmont	53 54									
207	A	SIUE	62 69	282	A	Tennessee Tech	54 56									

Non-Div I Games: Brewton Parker 89 26

Jacksonville St.

■ Loss, 
 ■ Non-Conf, 
 ■ S Site, 
 ■ Home 
 ■ Away 
 N Neutral

Average RPI Win:	157	WON-LOST	WINNING	LAST 10	STRENGTH OF	OPP. STRENGTH	TEAM	ADJ.	CONF.	ADJ CONF.
Average RPI Loss:	99	RECORD	PCT. RANK	GAMES	SCHEDULE	OF SCHEDULE	RPI	RPI	RPI	RPI
DIV. I ONLY	22- 7	39	9- 1	98	81	41	41	9	9	
DIV. I NON-CONF.	7- 4	114	0- 0	123	19	79	79	8	8	
TOTALS	RPI 1-25	RPI 26-50	W-L RECORDS	RPI 51-100	RPI 101-150	RPI 150+				
22- 7	0- 2	2- 0	OVERALL	3- 2	6- 1	11- 2				
10- 3	0- 1	1- 0	HOME	2- 0	2- 1	5- 1				
11- 3	0- 1	1- 0	AWAY	1- 1	4- 0	5- 1				
1- 1	0- 0	0- 0	NEUTRAL	0- 1	0- 0	1- 0				
7- 4	0- 2	0- 0	NON-CONFERENCE	1- 2	1- 0	5- 0				
3- 1	0- 1	0- 0	HOME	1- 0	0- 0	2- 0				
3- 2	0- 1	0- 0	AWAY	0- 1	1- 0	2- 0				
1- 1	0- 0	0- 0	NEUTRAL	0- 1	0- 0	1- 0				
15- 3	0- 0	2- 0	CONFERENCE	2- 0	5- 1	6- 2				
7- 2	0- 0	1- 0	HOME	1- 0	2- 1	3- 1				
8- 1	0- 0	1- 0	AWAY	1- 0	3- 0	3- 1				
0- 0	0- 0	0- 0	NEUTRAL	0- 0	0- 0	0- 0				

RPI 1-25				RPI 26-50				Team's RPI: 41	RPI 51-100				RPI 101+			
RPI	S	Opponent	Score	RPI	S	Opponent	Score		RPI	S	Opponent	Score	RPI	S	Opponent	Score
13	A	Florida St.	64 84	27	A	Elon	76 70		62	N	Iowa	75 90	108	A	Saint Joseph's	85 72
22	H	Tennessee	69 81	27	H	Elon	61 54		69	A	St. John's (NY)	63 74	129	A	William & Mary	79 64
									80	A	Drexel	74 64	129	H	William & Mary	53 62
									80	H	Drexel	54 47	135	A	Delaware	66 51
									88	H	Wake Forest	83 76	135	H	Delaware	77 42
													148	A	Northeastern	67 49
													148	H	Northeastern	74 54
													169	N	Idaho St.	83 53
													171	H	Hampton	71 50
													188	A	Hofstra	61 50
													188	H	Hofstra	93 57
													199	A	Towson	51 54
													199	H	Towson	55 60
													204	A	Col. of Charleston	84 78
													204	H	Col. of Charleston	74 60
													223	A	Rutgers	82 76
													224	A	UNCW	70 59
													224	H	UNCW	73 51
													229	A	Liberty	62 48
													324	H	St. Francis Brooklyn	83 57
LAST 12 Division I GAMES:																
204	H	Col. of Charleston	74 60	135	H	Delaware	77 42									
129	H	William & Mary	53 62	148	A	Northeastern	67 49									
80	A	Drexel	74 64	188	A	Hofstra	61 50									
204	A	Col. of Charleston	84 78	129	A	William & Mary	79 64									
224	A	UNCW	70 59	80	H	Drexel	54 47									
27	H	Elon	61 54	199	H	Towson	55 60									

Non-Div I Games:

James Madison

■ Loss, 
■ Non-Conf, 
■ S Site, 
■ H Home 
■ A Away 
N Neutral

Kansas

Through Games Of March 4, 2017

Average RPI Win:	152	WON-LOST	WINNING	LAST 10	STRENGTH OF	OPP. STRENGTH	TEAM	ADJ.	CONF.	ADJ CONF.
Average RPI Loss:	61	RECORD	PCT. RANK	GAMES	SCHEDULE	OF SCHEDULE	RPI	RPI	RPI	RPI
DIV. I ONLY	8- 22	298	2- 8	32	23	185	185	4	4	
DIV. I NON-CONF.	6- 5	148	0- 0	91	100	144	144	3	3	
TOTALS	RPI 1-25	RPI 26-50	W-L RECORDS	RPI 51-100	RPI 101-150	RPI 150+				
8- 22	0- 9	0- 1	OVERALL	2- 8	2- 1	4- 3				
7- 10	0- 4	0- 1	HOME	2- 3	2- 0	3- 2				
1- 11	0- 5	0- 0	AWAY	0- 4	0- 1	1- 1				
0- 1	0- 0	0- 0	NEUTRAL	0- 1	0- 0	0- 0				
6- 5	0- 1	0- 1	NON-CONFERENCE	0- 1	2- 1	4- 1				
5- 3	0- 0	0- 1	HOME	0- 1	2- 0	3- 1				
1- 2	0- 1	0- 0	AWAY	0- 0	0- 1	1- 0				
0- 0	0- 0	0- 0	NEUTRAL	0- 0	0- 0	0- 0				
2- 17	0- 8	0- 0	CONFERENCE	2- 7	0- 0	0- 2				
2- 7	0- 4	0- 0	HOME	2- 2	0- 0	0- 1				
0- 9	0- 4	0- 0	AWAY	0- 4	0- 0	0- 1				
0- 1	0- 0	0- 0	NEUTRAL	0- 1	0- 0	0- 0				

RPI S Opponent	Score	RPI S Opponent	Score	RPI S Opponent	Score	RPI S Opponent	Score	Team's RPI: 185
6 A Baylor	43 90	43 H Harvard	59 69	53 A West Virginia	54 73	114 H North Dakota	76 71	
6 H Baylor	43 92			53 H West Virginia	51 62	130 A Alabama	65 71	
12 A Texas	42 75			55 A Iowa St.	58 87	133 H Arizona	75 51	
12 H Texas	54 66			55 H Iowa St.	75 90	151 H Missouri St.	64 87	
19 A Creighton	49 69			76 A Oklahoma St.	70 74	152 H Oral Roberts	64 56	
20 A Oklahoma	52 89			76 H Oklahoma St.	67 49	160 A Memphis	68 58	
20 H Oklahoma	54 84			76 N Oklahoma St.	75 79	162 A TCU	68 83	
21 A Kansas St.	60 73			97 A Texas Tech	60 75	162 H TCU	68 80	
21 H Kansas St.	54 61			97 H Texas Tech	66 60	179 H UC Riverside	90 84	
				99 H SMU	63 75	301 H Rhode Island	72 36	
LAST 12 Division I GAMES:								
76 N Oklahoma St.	75 79	76 H Oklahoma St.	67 49					
53 A West Virginia	54 73	162 H TCU	68 80					
21 H Kansas St.	54 61	20 A Oklahoma	52 89					
55 H Iowa St.	75 90	97 H Texas Tech	66 60					
97 A Texas Tech	60 75	76 A Oklahoma St.	70 74					
12 A Texas	42 75	162 A TCU	68 83					

Non-Div I Games:

Kansas

Loss, Non-Conf, S Site, H Home A Away N Neutral

RANKED 501				THROUGH GAMES OF MARCH 17, 1917						
Average RPI Win:	118	WON-LOST	WINNING	LAST 10	STRENGTH OF	OPP. STRENGTH	TEAM	ADJ.	CONF.	ADJ CONF.
Average RPI Loss:	24	RECORD	PCT. RANK	GAMES	SCHEDULE	OF SCHEDULE	RPI	RPI	RPI	RPI
DIV. I ONLY	22- 9	64	7- 3	27	8	21	21	4	4	
DIV. I NON-CONF.	10- 2	32	0- 0	51	26	19	19	3	3	
TOTALS	RPI 1-25	RPI 26-50	W-L RECORDS	RPI 51-100	RPI 101-150	RPI 150+				
22- 9	1- 6	3- 1	OVERALL	8- 2	3- 0	7- 0				
13- 3	1- 3	1- 0	HOME	5- 0	3- 0	3- 0				
5- 6	0- 3	0- 1	AWAY	2- 2	0- 0	3- 0				
4- 0	0- 0	2- 0	NEUTRAL	1- 0	0- 0	1- 0				
10- 2	0- 1	3- 1	NON-CONFERENCE	1- 0	3- 0	3- 0				
6- 1	0- 1	1- 0	HOME	1- 0	3- 0	1- 0				
1- 1	0- 0	0- 1	AWAY	0- 0	0- 0	1- 0				
3- 0	0- 0	2- 0	NEUTRAL	0- 0	0- 0	1- 0				
12- 7	1- 5	0- 0	CONFERENCE	7- 2	0- 0	4- 0				
7- 2	1- 2	0- 0	HOME	4- 0	0- 0	2- 0				
4- 5	0- 3	0- 0	AWAY	2- 2	0- 0	2- 0				
1- 0	0- 0	0- 0	NEUTRAL	1- 0	0- 0	0- 0				

RPI	S	Opponent	Score	RPI	S	Opponent	Score	RPI	S	Opponent	Score	RPI	S	Opponent	Score
1	H	UConn	58 75	35	N	LSU	69 54	53	A	West Virginia	59 66	113	H	Princeton	60 42
6	A	Baylor	57 87	37	N	North Carolina St.	67 50	53	H	West Virginia	86 71	131	H	Lamar University	68 43
6	H	Baylor	49 91	46	H	Auburn	71 66	55	A	Iowa St.	69 75	141	H	Tulsa	82 62
12	A	Texas	58 63	47	A	UNI	59 67	55	H	Iowa St.	80 68	154	A	Omaha	70 57
12	H	Texas	61 69					55	N	Iowa St.	74 67	162	A	TCU	68 65
20	A	Oklahoma	80 85					76	A	Oklahoma St.	63 43	162	H	TCU	74 63
20	H	Oklahoma	79 71					76	H	Oklahoma St.	74 69	185	A	Kansas	61 54
								83	H	UT Arlington	62 49	185	H	Kansas	73 60
								97	A	Texas Tech	65 53	299	N	UTEP	61 40
								97	H	Texas Tech	68 54	344	H	Chicago St.	83 33
LAST 12 Division I GAMES:															
				55	N	Iowa St.	74 67	55	H	Iowa St.	80 68				
				12	H	Texas	61 69	12	A	Texas	58 63				
				185	A	Kansas	61 54	97	A	Texas Tech	65 53				
				20	H	Oklahoma	79 71	76	H	Oklahoma St.	74 69				
				162	A	TCU	68 65	6	H	Baylor	49 91				
				53	A	West Virginia	59 66	55	A	Iowa St.	69 75				

Non-Div I Games:

Kansas St.

Average RPI Win:	308	WON-LOST	WINNING	LAST 10	STRENGTH OF	OPP. STRENGTH	TEAM	ADJ.	CONF.	ADJ CONF.
Average RPI Loss:	153	RECORD	PCT. RANK	GAMES	SCHEDULE	OF SCHEDULE	RPI	RPI	RPI	RPI
DIV. I ONLY	10- 19	258	7- 3	225	261	274	274	25	25	
DIV. I NON-CONF.	1- 13	334	0- 0	215	246	337	337	24	24	
TOTALS	RPI 1-25	RPI 26-50	W-L RECORDS	RPI 51-100	RPI 101-150	RPI 150+				
10- 19	0- 1	0- 0	OVERALL	0- 5	0- 5	10- 8				
6- 8	0- 1	0- 0	HOME	0- 2	0- 2	6- 3				
4- 8	0- 0	0- 0	AWAY	0- 0	0- 0	4- 0				
0- 3	0- 0	0- 0	NEUTRAL	0- 0	0- 0	0- 3				
1- 13	0- 1	0- 0	NON-CONFERENCE	0- 3	0- 1	1- 8				
1- 5	0- 1	0- 0	HOME	0- 1	0- 0	1- 3				
0- 5	0- 0	0- 0	AWAY	0- 2	0- 1	0- 2				
0- 3	0- 0	0- 0	NEUTRAL	0- 0	0- 0	0- 3				
9- 6	0- 0	0- 0	CONFERENCE	0- 2	0- 4	9- 0				
5- 3	0- 0	0- 0	HOME	0- 1	0- 2	5- 0				
4- 3	0- 0	0- 0	AWAY	0- 1	0- 2	4- 0				
0- 0	0- 0	0- 0	NEUTRAL	0- 0	0- 0	0- 0				

RPI 1-25				RPI 26-50				RPI 51-100				RPI 101+ Team's RPI: 274			
RPI	S	Opponent	Score	RPI	S	Opponent	Score	RPI	S	Opponent	Score	RPI	S	Opponent	Score
18	H	Temple	38 79					58	H	Georgia Tech	49 86	101	A	Stetson	43 60
								85	A	Georgia	40 82	101	H	Stetson	56 65
								89	A	Mercer	46 61	105	A	FGCU	35 69
								98	A	Jacksonville	48 72	105	H	FGCU	56 75
								98	H	Jacksonville	62 74	110	A	Vanderbilt	54 86
												182	H	Morehead St.	50 71
												200	N	Xavier	52 75
												234	N	Portland St.	61 71
												238	H	Wofford	49 78
												251	H	Jacksonville St.	59 65
												255	A	Georgia St.	59 62
												262	A	Austin Peay	49 68
												295	A	North Florida	67 61
												295	H	North Florida	52 48
												297	A	Lipscomb	70 55
												297	H	Lipscomb	96 69
												303	H	Savannah St.	72 60
												315	A	USC Upstate	79 71
												315	H	USC Upstate	74 67
												320	A	NJIT	66 56
												320	H	NJIT	62 60
												320	H	NJIT	75 64
												322	N	Arkansas St.	67 70
LAST 12 Division I GAMES:															
320	H	NJIT	62 60	320	A	NJIT	66 56								
297	H	Lipscomb	96 69	315	H	USC Upstate	74 67								
98	H	Jacksonville	62 74	320	H	NJIT	75 64								
295	H	North Florida	52 48	315	A	USC Upstate	79 71								
101	A	Stetson	43 60	295	A	North Florida	67 61								
105	A	FGCU	35 69	98	A	Jacksonville	48 72								

Non-Div I Games:

Kennesaw St.

■ Loss, 
 ■ Non-Conf, 
 S Site, 
 ■ Home 
 ■ Away 
 N Neutral

Average RPI Win:	203	WON-LOST	WINNING	LAST 10	STRENGTH OF	OPP. STRENGTH	TEAM	ADJ.	CONF.	ADJ CONF.
Average RPI Loss:	86	RECORD	PCT. RANK	GAMES	SCHEDULE	OF SCHEDULE	RPI	RPI	RPI	RPI
DIV. I ONLY	19- 11	104	9- 1	106	116	93	93	10	10	
DIV. I NON-CONF.	6- 6	165	0- 0	90	167	138	138	11	11	
TOTALS	RPI 1-25	RPI 26-50	W-L RECORDS	RPI 51-100	RPI 101-150	RPI 150+				
19- 11	0- 1	0- 2	OVERALL	4- 5	2- 1	13- 2				
11- 3	0- 0	0- 1	HOME	3- 1	0- 0	8- 1				
7- 6	0- 0	0- 0	AWAY	1- 4	1- 1	5- 1				
1- 2	0- 1	0- 1	NEUTRAL	0- 0	1- 0	0- 0				
6- 6	0- 1	0- 1	NON-CONFERENCE	0- 2	2- 0	4- 2				
4- 1	0- 0	0- 0	HOME	0- 0	0- 0	4- 1				
1- 3	0- 0	0- 0	AWAY	0- 2	1- 0	0- 1				
1- 2	0- 1	0- 1	NEUTRAL	0- 0	1- 0	0- 0				
13- 5	0- 0	0- 1	CONFERENCE	4- 3	0- 1	9- 0				
7- 2	0- 0	0- 1	HOME	3- 1	0- 0	4- 0				
6- 3	0- 0	0- 0	AWAY	1- 2	0- 1	5- 0				
0- 0	0- 0	0- 0	NEUTRAL	0- 0	0- 0	0- 0				

RPI	S	Opponent	Score	RPI	S	Opponent	Score	RPI	S	Opponent	Score	RPI	S	Opponent	Score
6	N	Baylor	42 84	38	H	Central Mich.	78 91	57	A	Ohio	68 65	105	N	FGCU	77 64
				39	N	Western Ky.	73 79	57	H	Ohio	83 77	115	A	Ball St.	47 71
								59	H	Toledo	70 60	136	A	Wright St.	79 69
								62	A	Iowa	48 83	155	A	Detroit Mercy	52 73
								70	A	Minnesota	62 92	172	A	Western Mich.	71 67
								91	A	Northern Ill.	72 93	189	H	Robert Morris	65 68
								91	H	Northern Ill.	97 98	237	H	Bradley	77 52
								94	A	Buffalo	62 77	239	A	Akron	72 58
								94	H	Buffalo	80 71	239	H	Akron	73 69
												242	A	Miami (OH)	78 51
												242	H	Miami (OH)	84 66
												258	A	Bowling Green	70 60
												258	H	Bowling Green	80 78
												270	H	Eastern Ky.	80 67
												283	A	Eastern Mich.	86 67
												283	H	Eastern Mich.	83 65
												313	H	Fort Wayne	66 55
												317	H	Youngstown St.	75 60
LAST 12 Division I GAMES:															
				94	H	Buffalo	80 71	283	H	Eastern Mich.	83 65				
				242	A	Miami (OH)	78 51	94	A	Buffalo	62 77				
				239	H	Akron	73 69	242	H	Miami (OH)	84 66				
				258	A	Bowling Green	70 60	258	H	Bowling Green	80 78				
				57	H	Ohio	83 77	91	A	Northern Ill.	72 93				
				239	A	Akron	72 58	59	H	Toledo	70 60				

Non-Div I Games:

Kent St.

## Kentucky

## Through Games Of March 4, 2017

Average RPI Win:	94	WON-LOST	WINNING	LAST 10	STRENGTH OF	OPP. STRENGTH	TEAM	ADJ.	CONF.	ADJ CONF.
Average RPI Loss:	24	RECORD	PCT. RANK	GAMES	SCHEDULE	OF SCHEDULE	RPI	RPI	RPI	RPI
DIV. I ONLY	21- 10	81	6- 4	1	11	14	14	2	2	
DIV. I NON-CONF.	9- 4	85	0- 0	4	24	16	16	2	2	
TOTALS	RPI 1-25	RPI 26-50	W-L RECORDS	RPI 51-100	RPI 101-150	RPI 150+				
21- 10	4- 8	2- 1	OVERALL	5- 0	7- 1	3- 0				
15- 3	4- 2	0- 1	HOME	4- 0	5- 0	2- 0				
5- 6	0- 5	2- 0	AWAY	1- 0	1- 1	1- 0				
1- 1	0- 1	0- 0	NEUTRAL	0- 0	1- 0	0- 0				
9- 4	2- 2	0- 1	NON-CONFERENCE	2- 0	3- 1	2- 0				
9- 1	2- 0	0- 1	HOME	2- 0	3- 0	2- 0				
0- 3	0- 2	0- 0	AWAY	0- 0	0- 1	0- 0				
0- 0	0- 0	0- 0	NEUTRAL	0- 0	0- 0	0- 0				
12- 6	2- 6	2- 0	CONFERENCE	3- 0	4- 0	1- 0				
6- 2	2- 2	0- 0	HOME	2- 0	2- 0	0- 0				
5- 3	0- 3	2- 0	AWAY	1- 0	1- 0	1- 0				
1- 1	0- 1	0- 0	NEUTRAL	0- 0	1- 0	0- 0				

RPI	S	Opponent	Score	RPI	S	Opponent	Score	RPI	S	Opponent	Score	RPI	S	Opponent	Score
3	A	South Carolina	87 95	33	H	Arizona St.	71 73	67	H	New Hampshire	92 43	103	H	Washington St.	69 67
3	H	South Carolina	63 75	35	A	LSU	55 42	82	H	Middle Tenn.	61 48	106	A	Colorado	69 79
3	N	South Carolina	77 89	46	A	Auburn	64 60	85	A	Georgia	66 56	110	H	Vanderbilt	71 63
5	H	Mississippi St.	78 75					85	H	Georgia	82 61	116	H	Ole Miss	89 57
7	A	Duke	54 69					86	H	Florida	67 48	124	H	Albany (NY)	70 46
11	A	Louisville	67 69									127	H	Radford	59 36
15	H	Miami (FL)	82 66									130	A	Alabama	71 54
20	H	Oklahoma	82 68									130	N	Alabama	65 55
22	A	Tennessee	65 72									168	A	Arkansas	69 62
23	H	Texas A&M	68 77									182	H	Morehead St.	74 47
24	A	Missouri	67 73									228	H	Samford	80 57
24	H	Missouri	64 62												
LAST 12 Division I GAMES:															
		3 N South Carolina	77 89			85 A Georgia	66 56								
		130 N Alabama	65 55			110 H Vanderbilt	71 63								
		3 A South Carolina	87 95			3 H South Carolina	63 75								
		5 H Mississippi St.	78 75			24 A Missouri	67 73								
		86 H Florida	67 48			116 H Ole Miss	89 57								
		168 A Arkansas	69 62			46 A Auburn	64 60								

Non-Div I Games:

Kentucky

■ Loss, 
■ Non-Conf, S Site, 
■ Home 
■ Away 
N Neutral



Average RPI Win:	313	WON-LOST	WINNING	LAST 10	STRENGTH OF	OPP. STRENGTH	TEAM	ADJ.	CONF.	ADJ CONF.
Average RPI Loss:	227	RECORD	PCT. RANK	GAMES	SCHEDULE	OF SCHEDULE	RPI	RPI	RPI	RPI
DIV. I ONLY	6- 23	316	3- 7	310	346	336	336	31	31	
DIV. I NON-CONF.	1- 10	325	0- 1	182	311	332	332	32	32	
TOTALS	RPI 1-25	RPI 26-50	W-L RECORDS	RPI 51-100	RPI 101-150	RPI 150+				
6- 23	0- 1	0- 0	OVERALL	0- 0	0- 1	6- 21				
3- 11	0- 0	0- 0	HOME	0- 0	0- 1	3- 10				
3- 10	0- 1	0- 0	AWAY	0- 0	0- 0	3- 9				
0- 2	0- 0	0- 0	NEUTRAL	0- 0	0- 0	0- 2				
1- 10	0- 1	0- 0	NON-CONFERENCE	0- 0	0- 1	1- 8				
1- 4	0- 0	0- 0	HOME	0- 0	0- 1	1- 3				
0- 4	0- 1	0- 0	AWAY	0- 0	0- 0	0- 3				
0- 2	0- 0	0- 0	NEUTRAL	0- 0	0- 0	0- 2				
5- 13	0- 0	0- 0	CONFERENCE	0- 0	0- 0	5- 13				
2- 7	0- 0	0- 0	HOME	0- 0	0- 0	2- 7				
3- 6	0- 0	0- 0	AWAY	0- 0	0- 0	3- 6				
0- 0	0- 0	0- 0	NEUTRAL	0- 0	0- 0	0- 0				

RPI 1-25			RPI 26-50			RPI 51-100			RPI 101+ Team's RPI: 336		
RPI	S	Opponent	Score	RPI	S	RPI	S	Opponent	Score		
25	A	Ohio St.	54 113					134	H	Yale	44 75
								153	N	Milwaukee	50 88
								156	H	Army West Point	47 68
								189	A	Robert Morris	42 83
								189	H	Robert Morris	54 64
								193	H	George Mason	48 64
								194	A	Sacred Heart	48 66
								194	H	Sacred Heart	41 51
								195	A	Columbia	57 66
								198	A	Seton Hall	59 77
								208	H	UMBC	45 57
								226	A	Saint Francis (PA)	52 66
								226	H	Saint Francis (PA)	30 74
								261	H	Stony Brook	58 48
								266	A	Bryant	53 57
								266	H	Bryant	53 62
								275	A	Colgate	61 76
								291	A	Mt. St. Mary's	43 56
								291	H	Mt. St. Mary's	63 60
								316	A	Central Conn. St.	68 62
								316	H	Central Conn. St.	71 76
								320	N	NJIT	48 50
								324	A	St. Francis Brooklyn	62 58
								324	H	St. Francis Brooklyn	54 56
								340	A	Fairleigh Dickinson	46 64
								340	H	Fairleigh Dickinson	54 67
LAST 12 Division I GAMES:											
320	N	NJIT	48 50	340	H	Fairleigh Dickinson	54 67	189	H	Robert Morris	54 64
342	A	Wagner	63 58	226	H	Saint Francis (PA)	30 74	316	A	Central Conn. St.	68 62
291	A	Mt. St. Mary's	43 56	194	A	Sacred Heart	48 66	342	H	Wagner	69 64
324	A	St. Francis Brooklyn	62 58								
194	H	Sacred Heart	41 51								
266	A	Bryant	53 57								

Non-Div I Games:

LIU Brooklyn

■ Loss, 
 ■ Non-Conf, 
 ■ S Site, 
 ■ Home 
 ■ A Away 
 N Neutral

RPI	S	Opponent	Score	
342	A	Wagner	63	58
342	H	Wagner	69	64

L  
I  
U  
B  
r  
o  
o  
k  
l  
y  
n

L  
I  
U  
B  
r  
o  
o  
k  
l  
y  
n

LIU Brooklyn

Average RPI Win:	131	WON-LOST	WINNING	LAST 10	STRENGTH OF	OPP. STRENGTH	TEAM	ADJ.	CONF.	ADJ CONF.
Average RPI Loss:	30	RECORD	PCT. RANK	GAMES	SCHEDULE	OF SCHEDULE	RPI	RPI	RPI	RPI
DIV. I ONLY	20- 11	101	5- 5	31	12	35	35	2	2	
DIV. I NON-CONF.	11- 2	23	0- 0	79	21	35	35	2	2	
TOTALS	RPI 1-25	RPI 26-50	W-L RECORDS	RPI 51-100	RPI 101-150	RPI 150+				
20- 11	2- 8	2- 1	OVERALL	3- 1	6- 1	7- 0				
13- 3	2- 3	1- 0	HOME	3- 0	2- 0	5- 0				
3- 6	0- 0	0- 0	AWAY	0- 0	2- 0	1- 0				
4- 2	0- 2	1- 0	NEUTRAL	0- 0	2- 0	1- 0				
11- 2	0- 2	2- 0	NON-CONFERENCE	2- 0	2- 0	5- 0				
7- 1	0- 1	1- 0	HOME	2- 0	0- 0	4- 0				
1- 0	0- 0	0- 0	AWAY	0- 0	1- 0	0- 0				
3- 1	0- 1	1- 0	NEUTRAL	0- 0	1- 0	1- 0				
9- 9	2- 6	0- 1	CONFERENCE	1- 1	4- 1	2- 0				
6- 2	2- 2	0- 0	HOME	1- 0	2- 0	1- 0				
2- 6	0- 3	0- 1	AWAY	0- 1	1- 1	1- 0				
1- 1	0- 1	0- 0	NEUTRAL	0- 0	1- 0	0- 0				

RPI	S	Opponent	Score	RPI	S	Opponent	Score	RPI	S	Opponent	Score	RPI	S	Opponent	Score
1	H	UConn	53 76	37	N	North Carolina St.	59 58	73	H	Tulane	69 51	110	A	Vanderbilt	68 70
3	H	South Carolina	61 84	45	H	Little Rock	69 49	85	A	Georgia	65 70	110	H	Vanderbilt	64 58
5	A	Mississippi St.	48 74	46	A	Auburn	49 54	86	H	Florida	78 67	116	A	Ole Miss	62 51
5	N	Mississippi St.	61 78					88	H	Wake Forest	60 57	116	N	Ole Miss	65 49
14	H	Kentucky	42 55									118	N	North Carolina	70 43
21	N	Kansas St.	54 69									130	H	Alabama	48 41
22	A	Tennessee	58 77									145	A	Louisiana Tech	77 73
23	A	Texas A&M	52 54									162	H	TCU	67 61
23	H	Texas A&M	67 63									163	H	Rice	66 55
24	H	Missouri	80 71									168	A	Arkansas	53 52
												168	H	Arkansas	53 46
												211	H	Alabama St.	93 40
												299	N	UTEP	78 45
												339	H	Sam Houston St.	89 41
LAST 12 Division I GAMES:															
		5 N Mississippi St.	61 78			110 A Vanderbilt	68 70								
		116 N Ole Miss	65 49			116 A Ole Miss	62 51								
		110 H Vanderbilt	64 58			130 H Alabama	48 41								
		46 A Auburn	49 54			22 A Tennessee	58 77								
		85 A Georgia	65 70			168 H Arkansas	53 46								
		23 H Texas A&M	67 63			23 A Texas A&M	52 54								

Non-Div I Games:

LSU

■ Loss, 
■ Non-Conf, 
■ S Site, 
■ H Home 
■ A Away 
N Neutral

Average RPI Win:	235	WON-LOST	WINNING	LAST 10	STRENGTH OF	OPP. STRENGTH	TEAM	ADJ.	CONF.	ADJ CONF.
Average RPI Loss:	106	RECORD	PCT. RANK	GAMES	SCHEDULE	OF SCHEDULE	RPI	RPI	RPI	RPI
DIV. I ONLY	17- 13	130	5- 5	242	123	167	167	12	12	
DIV. I NON-CONF.	7- 5	137	0- 0	198	178	155	155	12	12	
TOTALS	RPI 1-25	RPI 26-50	W-L RECORDS	RPI 51-100	RPI 101-150	RPI 150+				
17- 13	0- 1	1- 2	OVERALL	1- 2	0- 7	15- 1				
8- 7	0- 0	0- 2	HOME	0- 1	0- 3	8- 1				
8- 5	0- 1	1- 0	AWAY	1- 1	0- 3	6- 0				
1- 1	0- 0	0- 0	NEUTRAL	0- 0	0- 1	1- 0				
7- 5	0- 1	0- 1	NON-CONFERENCE	1- 1	0- 1	6- 1				
4- 2	0- 0	0- 1	HOME	0- 0	0- 0	4- 1				
2- 3	0- 1	0- 0	AWAY	1- 1	0- 1	1- 0				
1- 0	0- 0	0- 0	NEUTRAL	0- 0	0- 0	1- 0				
10- 8	0- 0	1- 1	CONFERENCE	0- 1	0- 6	9- 0				
4- 5	0- 0	0- 1	HOME	0- 1	0- 3	4- 0				
6- 2	0- 0	1- 0	AWAY	0- 0	0- 2	5- 0				
0- 1	0- 0	0- 0	NEUTRAL	0- 0	0- 1	0- 0				

RPI 1-25			RPI 26-50			RPI 51-100			RPI 101+			Team's RPI: 167
RPI	S	Opponent	Score	RPI	S	Opponent	Score	RPI	S	Opponent	Score	
18	A	Temple	70 86	36	A	Dayton	54 51	54	A	Villanova	49 52	108 A Saint Joseph's 58 67
				43	H	Harvard	64 66	61	A	Penn	58 56	108 H Saint Joseph's 55 75
				50	H	George Washington	65 79	95	H	Saint Louis	74 79	108 N Saint Joseph's 48 66
												109 A Rider 61 74
												119 H Duquesne 68 76
												122 H Fordham 61 66
												143 A VCU 56 61
												159 H Fairfield 68 61
												190 H American 63 59
												193 H George Mason 59 57
												224 A UNCW 64 48
												235 A Richmond 63 58
												242 N Miami (OH) 79 70
												248 A St. Bonaventure 57 45
												248 H St. Bonaventure 73 70
												278 A Davidson 65 58
												301 A Rhode Island 58 49
												301 H Rhode Island 70 51
												302 H Lafayette 49 56
												308 A Massachusetts 57 52
												308 H Massachusetts 68 64
												311 H UMKC 64 59
												347 H Delaware St. 78 38
LAST 12 Division I GAMES:												
				108	N	Saint Joseph's	48 66	248	A	St. Bonaventure	57 45	
				248	H	St. Bonaventure	73 70	50	H	George Washington	65 79	
				122	H	Fordham	61 66	301	A	Rhode Island	58 49	
				308	A	Massachusetts	57 52	193	H	George Mason	59 57	
				95	H	Saint Louis	74 79	308	H	Massachusetts	68 64	
				108	A	Saint Joseph's	58 67	278	A	Davidson	65 58	

Non-Div I Games:

La Salle

■ Loss, 
 ■ Non-Conf, 
 ■ S Site, 
 ■ H Home 
 ■ A Away 
 N Neutral

## La.-Monroe

Through Games Of March 4, 2017

Average RPI Win:	270	WON-LOST	WINNING	LAST 10	STRENGTH OF	OPP. STRENGTH	TEAM	ADJ.	CONF.	ADJ CONF.
Average RPI Loss:	186	RECORD	PCT. RANK	GAMES	SCHEDULE	OF SCHEDULE	RPI	RPI	RPI	RPI
DIV. I ONLY	4- 23	329	2- 8	245	259	330	330	21	21	
DIV. I NON-CONF.	1- 8	314	0- 0	306	317	340	340	19	19	
TOTALS	RPI 1-25	RPI 26-50	W-L RECORDS	RPI 51-100	RPI 101-150	RPI 150+				
4- 23	0- 0	0- 2	OVERALL	0- 2	0- 5	4- 14				
3- 10	0- 0	0- 1	HOME	0- 1	0- 3	3- 5				
1- 13	0- 0	0- 1	AWAY	0- 1	0- 2	1- 9				
0- 0	0- 0	0- 0	NEUTRAL	0- 0	0- 0	0- 0				
1- 8	0- 0	0- 0	NON-CONFERENCE	0- 0	0- 2	1- 6				
0- 4	0- 0	0- 0	HOME	0- 0	0- 1	0- 3				
1- 4	0- 0	0- 0	AWAY	0- 0	0- 1	1- 3				
0- 0	0- 0	0- 0	NEUTRAL	0- 0	0- 0	0- 0				
3- 15	0- 0	0- 2	CONFERENCE	0- 2	0- 3	3- 8				
3- 6	0- 0	0- 1	HOME	0- 1	0- 2	3- 2				
0- 9	0- 0	0- 1	AWAY	0- 1	0- 1	0- 6				
0- 0	0- 0	0- 0	NEUTRAL	0- 0	0- 0	0- 0				

RPI 1-25				RPI 26-50				RPI 51-100				RPI 101+				Team's RPI: 330	
RPI	S	Opponent	Score	RPI	S	Opponent	Score	RPI	S	Opponent	Score	RPI	S	Opponent	Score		
				45	A	Little Rock	34 78	83	A	UT Arlington	59 93	116	A	Ole Miss	40 97		
				45	H	Little Rock	47 92	83	H	UT Arlington	47 83	125	H	Troy	67 94		
												145	H	Louisiana Tech	53 73		
												150	A	Louisiana	57 67		
												150	H	Louisiana	59 65		
												163	H	Rice	50 93		
												164	A	Texas St.	50 63		
												164	H	Texas St.	61 59		
												168	A	Arkansas	46 92		
												209	H	Grambling	54 59		
												225	A	Appalachian St.	61 79		
												232	A	Ga. Southern	65 76		
												232	H	Ga. Southern	44 65		
												245	A	Coastal Caro.	48 75		
												252	H	South Ala.	44 74		
												255	A	Georgia St.	35 87		
												255	H	Georgia St.	72 63		
												288	H	McNeese	52 78		
												290	A	Nicholls St.	54 73		
												293	A	Northwestern St.	65 67		
LAST 12 Division I GAMES:																	
				164	H	Texas St.	61 59	125	H	Troy	67 94	322	A	Arkansas St.	56 71		
				83	H	UT Arlington	47 83	232	A	Ga. Southern	65 76	322	H	Arkansas St.	59 51		
				225	A	Appalachian St.	61 79	255	A	Georgia St.	35 87	338	A	Houston Baptist	77 65		
				245	A	Coastal Caro.	48 75	322	H	Arkansas St.	59 51						
				150	H	Louisiana	59 65	45	H	Little Rock	47 92						
				252	H	South Ala.	44 74	83	A	UT Arlington	59 93						

Non-Div I Games: Centenary (LA) 83 39 LSU-Alexandria 73 61

La.-Monroe

Loss, Non-Conf, S Site, H Home A Away N Neutral

## Lafayette

Through Games Of March 4, 2017

Average RPI Win:	270	WON-LOST	WINNING	LAST 10	STRENGTH OF	OPP. STRENGTH	TEAM	ADJ.	CONF.	ADJ CONF.
Average RPI Loss:	168	RECORD	PCT. RANK	GAMES	SCHEDULE	OF SCHEDULE	RPI	RPI	RPI	RPI
DIV. I ONLY	4- 27	336	3- 7	113	262	302	302	23	23	
DIV. I NON-CONF.	1- 11	330	0- 0	28	161	225	225	25	25	
TOTALS	RPI 1-25	RPI 26-50	W-L RECORDS	RPI 51-100	RPI 101-150	RPI 150+				
4- 27	0- 1	0- 0	OVERALL	0- 6	0- 5	4- 15				
1- 11	0- 0	0- 0	HOME	0- 3	0- 1	1- 7				
3- 13	0- 1	0- 0	AWAY	0- 2	0- 4	3- 6				
0- 3	0- 0	0- 0	NEUTRAL	0- 1	0- 0	0- 2				
1- 11	0- 1	0- 0	NON-CONFERENCE	0- 4	0- 3	1- 3				
0- 3	0- 0	0- 0	HOME	0- 2	0- 0	0- 1				
1- 5	0- 1	0- 0	AWAY	0- 1	0- 3	1- 0				
0- 3	0- 0	0- 0	NEUTRAL	0- 1	0- 0	0- 2				
3- 16	0- 0	0- 0	CONFERENCE	0- 2	0- 2	3- 12				
1- 8	0- 0	0- 0	HOME	0- 1	0- 1	1- 6				
2- 8	0- 0	0- 0	AWAY	0- 1	0- 1	2- 6				
0- 0	0- 0	0- 0	NEUTRAL	0- 0	0- 0	0- 0				

RPI 1-25			RPI 26-50			RPI 51-100			RPI 101+ Team's RPI: 302		
RPI	S	Opponent	Score	RPI	S	Opponent	Score	RPI	S	Opponent	Score
11	A	Louisville	48 92					61	H	Penn	47 64
								69	A	St. John's (NY)	46 64
								71	A	Bucknell	61 78
								71	H	Bucknell	65 79
								78	N	Chattanooga	43 68
								80	H	Drexel	39 81
								109	A	Rider	58 76
								113	A	Princeton	27 65
								119	A	Duquesne	52 67
								128	A	Navy	41 76
								128	H	Navy	65 68
								156	A	Army West Point	73 76
								156	H	Army West Point	55 63
								167	A	La Salle	56 49
								171	N	Hampton	55 58
								189	H	Robert Morris	51 62
								190	A	American	45 75
								190	H	American	52 76
								218	A	Boston U.	50 68
								218	H	Boston U.	58 75
								258	N	Bowling Green	42 69
								271	A	Loyola Maryland	47 75
								271	H	Loyola Maryland	55 60
								275	A	Colgate	69 76
								275	H	Colgate	90 85
								305	A	Lehigh	60 69
								305	H	Lehigh	53 56
								319	A	Holy Cross	85 70
								319	A	Holy Cross	58 54
								319	H	Holy Cross	61 67
LAST 12 Division I GAMES:											
319	A	Holy Cross	58 54	128	H	Navy	65 68	319	A	Holy Cross	85 70
71	A	Bucknell	61 78	218	H	Boston U.	58 75	319	A	Holy Cross	58 54
275	H	Colgate	90 85	156	H	Army West Point	55 63	319	H	Holy Cross	61 67
71	H	Bucknell	65 79	271	A	Loyola Maryland	47 75				
305	A	Lehigh	60 69	305	H	Lehigh	53 56				
190	A	American	45 75								

Non-Div I Games:

Lafayette

■ Loss, 
 ■ Non-Conf, 
 ■ S Site, 
 ■ H Home 
 ■ A Away 
 N Neutral

Average RPI Win:	286	WON-LOST	WINNING	LAST 10	STRENGTH OF	OPP. STRENGTH	TEAM	ADJ.	CONF.	ADJ CONF.
Average RPI Loss:	93	RECORD	PCT. RANK	GAMES	SCHEDULE	OF SCHEDULE	RPI	RPI	RPI	RPI
DIV. I ONLY	18- 6	42	9- 1	333	242	131	131	27	27	
DIV. I NON-CONF.	3- 3	165	0- 0	199	5	127	127	27	27	
TOTALS	RPI 1-25	RPI 26-50	W-L RECORDS	RPI 51-100	RPI 101-150	RPI 150+				
18- 6	0- 2	0- 1	OVERALL	1- 1	0- 1	17- 1				
11- 0	0- 0	0- 0	HOME	0- 0	0- 0	11- 0				
7- 6	0- 2	0- 1	AWAY	1- 1	0- 1	6- 1				
0- 0	0- 0	0- 0	NEUTRAL	0- 0	0- 0	0- 0				
3- 3	0- 2	0- 1	NON-CONFERENCE	0- 0	0- 0	3- 0				
2- 0	0- 0	0- 0	HOME	0- 0	0- 0	2- 0				
1- 3	0- 2	0- 1	AWAY	0- 0	0- 0	1- 0				
0- 0	0- 0	0- 0	NEUTRAL	0- 0	0- 0	0- 0				
15- 3	0- 0	0- 0	CONFERENCE	1- 1	0- 1	14- 1				
9- 0	0- 0	0- 0	HOME	0- 0	0- 0	9- 0				
6- 3	0- 0	0- 0	AWAY	1- 1	0- 1	5- 1				
0- 0	0- 0	0- 0	NEUTRAL	0- 0	0- 0	0- 0				

RPI 1-25				RPI 26-50				RPI 51-100				RPI 101+ Team's RPI: 131			
RPI	S	Opponent	Score	RPI	S	Opponent	Score	RPI	S	Opponent	Score	RPI	S	Opponent	Score
4	A	Oregon St.	56 88	34	A	Oregon	67 84	96	A	Central Ark.	70 56	107	A	Abilene Christian	59 77
21	A	Kansas St.	43 68					100	A	SFA	66 74	219	A	New Orleans	66 55
												219	H	New Orleans	73 42
												253	A	Canisius	65 51
												287	A	A&M-Corpus Christi	74 63
												287	H	A&M-Corpus Christi	65 49
												288	A	McNeese	83 67
												288	H	McNeese	79 57
												289	H	Northern Ariz.	75 60
												290	A	Nicholls St.	67 78
												290	H	Nicholls St.	81 77
												293	H	Northwestern St.	73 60
												323	H	Loyola Chicago	76 50
												329	H	Southeastern La.	86 68
												332	H	Incarinate Word	83 54
												338	A	Houston Baptist	81 53
												338	H	Houston Baptist	74 22
												339	A	Sam Houston St.	70 44
												339	H	Sam Houston St.	84 51
LAST 12 Division I GAMES:															
288	A	McNeese	83 67	339	H	Sam Houston St.	84 51								
290	H	Nicholls St.	81 77	288	H	McNeese	79 57								
338	H	Houston Baptist	74 22	219	A	New Orleans	66 55								
287	A	A&M-Corpus Christi	74 63	293	H	Northwestern St.	73 60								
338	A	Houston Baptist	81 53	287	H	A&M-Corpus Christi	65 49								
100	A	SFA	66 74	290	A	Nicholls St.	67 78								

Non-Div I Games: St. Thomas (TX) 95 49 Louisiana Col. 94 55 Howard Payne 93 56 Southwestern (TX) 87 41

Lamar University

Loss, Non-Conf, S Site, H Home A Away N Neutral

Average RPI Win:	291	WON-LOST	WINNING	LAST 10	STRENGTH OF	OPP. STRENGTH	TEAM	ADJ.	CONF.	ADJ CONF.
Average RPI Loss:	174	RECORD	PCT. RANK	GAMES	SCHEDULE	OF SCHEDULE	RPI	RPI	RPI	RPI
DIV. I ONLY	9- 20	272	4- 6	257	298	305	305	23	23	
DIV. I NON-CONF.	4- 6	209	0- 0	211	323	257	257	25	25	
TOTALS	RPI 1-25	RPI 26-50	W-L RECORDS	RPI 51-100	RPI 101-150	RPI 150+				
9- 20	0- 0	0- 0	OVERALL	0- 4	0- 4	9- 12				
7- 8	0- 0	0- 0	HOME	0- 1	0- 2	7- 5				
2- 12	0- 0	0- 0	AWAY	0- 3	0- 2	2- 7				
0- 0	0- 0	0- 0	NEUTRAL	0- 0	0- 0	0- 0				
4- 6	0- 0	0- 0	NON-CONFERENCE	0- 2	0- 2	4- 2				
3- 3	0- 0	0- 0	HOME	0- 0	0- 1	3- 2				
1- 3	0- 0	0- 0	AWAY	0- 2	0- 1	1- 0				
0- 0	0- 0	0- 0	NEUTRAL	0- 0	0- 0	0- 0				
5- 14	0- 0	0- 0	CONFERENCE	0- 2	0- 2	5- 10				
4- 5	0- 0	0- 0	HOME	0- 1	0- 1	4- 3				
1- 9	0- 0	0- 0	AWAY	0- 1	0- 1	1- 7				
0- 0	0- 0	0- 0	NEUTRAL	0- 0	0- 0	0- 0				

RPI S	Opponent	Score	RPI S	Opponent	Score	RPI S	Opponent	Score	RPI S	Opponent	Score	Team's RPI: 305
						52	A California	63 96	109	H Rider	68 75	
						54	A Villanova	37 59	119	A Duquesne	49 63	
						71	A Bucknell	54 73	128	A Navy	44 79	
						71	H Bucknell	58 77	128	H Navy	64 66	
									156	A Army West Point	52 70	
									156	H Army West Point	71 75	
									190	A American	51 68	
									190	H American	58 70	
									194	H Sacred Heart	68 62	
									214	H Monmouth	62 73	
									218	A Boston U.	50 64	
									218	H Boston U.	64 69	
									271	A Loyola Maryland	50 78	
									271	A Loyola Maryland	58 62	
									271	H Loyola Maryland	86 69	
									272	H Norfolk St.	57 81	
									275	A Colgate	70 75	
									275	H Colgate	83 74	
									291	A Mt. St. Mary's	74 57	
									302	A Lafayette	56 53	
									302	H Lafayette	69 60	
									319	A Holy Cross	47 65	
									319	H Holy Cross	80 64	
									320	H NJIT	84 52	
									347	H Delaware St.	91 80	
LAST 12 Division I GAMES:												
			271	A Loyola Maryland	50 78		319	H Holy Cross	80 64			
			275	H Colgate	83 74		71	A Bucknell	54 73			
			156	A Army West Point	52 70		190	H American	58 70			
			275	A Colgate	70 75		271	H Loyola Maryland	86 69			
			302	H Lafayette	69 60		218	A Boston U.	50 64			
			128	A Navy	44 79		302	A Lafayette	56 53			

Non-Div I Games: East Stroudsburg 78 72

Lehigh

■ Loss, 
 ■ Non-Conf, 
 ■ S Site, 
 ■ H Home 
 ■ A Away 
 N Neutral



Liberty

Through Games Of March 4, 2017

Average RPI Win:	262	WON-LOST	WINNING	LAST 10	STRENGTH OF	OPP. STRENGTH	TEAM	ADJ.	CONF.	ADJ CONF.
Average RPI Loss:	176	RECORD	PCT. RANK	GAMES	SCHEDULE	OF SCHEDULE	RPI	RPI	RPI	RPI
DIV. I ONLY	12- 16	216	7- 3	187	313	229	229	28	28	
DIV. I NON-CONF.	0- 10	335	0- 0	52	200	301	301	28	28	
TOTALS	RPI 1-25	RPI 26-50	W-L RECORDS	RPI 51-100	RPI 101-150	RPI 150+				
12- 16	0- 1	0- 2	OVERALL	0- 1	1- 2	11- 10				
8- 4	0- 1	0- 1	HOME	0- 0	1- 0	7- 2				
4- 8	0- 0	0- 0	AWAY	0- 0	0- 2	4- 6				
0- 4	0- 0	0- 1	NEUTRAL	0- 1	0- 0	0- 2				
0- 10	0- 1	0- 2	NON-CONFERENCE	0- 1	0- 1	0- 5				
0- 3	0- 1	0- 1	HOME	0- 0	0- 0	0- 1				
0- 3	0- 0	0- 0	AWAY	0- 0	0- 1	0- 2				
0- 4	0- 0	0- 1	NEUTRAL	0- 1	0- 0	0- 2				
12- 6	0- 0	0- 0	CONFERENCE	0- 0	1- 1	11- 5				
8- 1	0- 0	0- 0	HOME	0- 0	1- 0	7- 1				
4- 5	0- 0	0- 0	AWAY	0- 0	0- 1	4- 4				
0- 0	0- 0	0- 0	NEUTRAL	0- 0	0- 0	0- 0				

RPI 1-25				RPI 26-50				RPI 51-100				RPI 101+ Team's RPI: 229			
RPI	S	Opponent	Score	RPI	S	Opponent	Score	RPI	S	Opponent	Score	RPI	S	Opponent	Score
7	H	Duke	38 98	36	N	Dayton	53 82	96	N	Central Ark.	41 61	127	A	Radford	68 76
				41	H	James Madison	48 62					127	H	Radford	49 48
												128	A	Navy	66 67
												178	A	UTSA	64 80
												187	A	Campbell	58 52
												187	H	Campbell	57 47
												208	N	UMBC	51 62
												221	A	High Point	69 78
												221	H	High Point	81 74
												225	H	Appalachian St.	57 66
												231	A	Presbyterian	55 56
												231	H	Presbyterian	68 60
												235	N	Richmond	54 63
												241	A	UNC Asheville	54 64
												241	H	UNC Asheville	53 57
												256	A	Charleston So.	81 72
												256	H	Charleston So.	67 56
												292	A	Valparaiso	68 70
												312	A	Gardner-Webb	82 84
												312	H	Gardner-Webb	66 63
												341	A	Winthrop	78 63
												341	H	Winthrop	80 51
												345	A	Longwood	71 38
												345	H	Longwood	92 47
LAST 12 Division I GAMES:															
187	H	Campbell	57 47	231	A	Presbyterian	55 56	127	H	Radford	49 48				
241	H	UNC Asheville	53 57	312	H	Gardner-Webb	66 63	187	A	Campbell	58 52				
341	A	Winthrop	78 63	341	H	Winthrop	80 51	127	A	Radford	68 76				
345	A	Longwood	71 38												
256	H	Charleston So.	67 56												
221	A	High Point	69 78												

Non-Div I Games: West Liberty 64 38

Liberty

Loss, Non-Conf, S Site, H Home A Away N Neutral

Average RPI Win: <b>260</b>	WON-LOST	WINNING	LAST 10	STRENGTH OF	OPP. STRENGTH	TEAM	ADJ.	CONF.	ADJ CONF.
Average RPI Loss: <b>177</b>	RECORD	PCT. RANK	GAMES	SCHEDULE	OF SCHEDULE	RPI	RPI	RPI	RPI
DIV. I ONLY	5- 24	324	2- 8	111	299	297	297	25	25
DIV. I NON-CONF.	2- 12	310	0- 0	82	315	266	266	24	24
TOTALS	RPI 1-25	RPI 26-50	W-L RECORDS	RPI 51-100	RPI 101-150	RPI 150+			
5- 24	0- 0	0- 1	OVERALL	0- 5	1- 7	4- 11			
3- 9	0- 0	0- 0	HOME	0- 2	0- 3	3- 4			
2- 15	0- 0	0- 0	AWAY	0- 2	1- 0	1- 1			
0- 0	0- 0	0- 0	NEUTRAL	0- 0	0- 0	0- 0			
2- 12	0- 0	0- 1	NON-CONFERENCE	0- 2	1- 3	1- 6			
1- 4	0- 0	0- 0	HOME	0- 1	0- 1	1- 2			
1- 8	0- 0	0- 1	AWAY	0- 1	1- 2	0- 4			
0- 0	0- 0	0- 0	NEUTRAL	0- 0	0- 0	0- 0			
3- 12	0- 0	0- 0	CONFERENCE	0- 3	0- 4	3- 5			
2- 5	0- 0	0- 0	HOME	0- 1	0- 2	2- 2			
1- 7	0- 0	0- 0	AWAY	0- 2	0- 2	1- 3			
0- 0	0- 0	0- 0	NEUTRAL	0- 0	0- 0	0- 0			

RPI S	Opponent	Score	RPI S	Opponent	Score	RPI S	Opponent	Score	RPI S	Opponent	Score	Team's RPI: 297
39	A Western Ky.	35 87	60	A Belmont	62 100	101	A Stetson	60 66	101	H Stetson	66 91	
			95	H Saint Louis	38 83	101	H Stetson	66 91	105	A FGCU	50 98	
			98	A Jacksonville	60 84	105	H FGCU	63 90	105	H Princeton	43 71	
			98	A Jacksonville	64 91	113	H Princeton	43 71	115	A Ball St.	78 74	
			98	H Jacksonville	67 73	116	A Ole Miss	49 76	130	A Alabama	35 82	
						182	A Morehead St.	53 73	254	H Tennessee St.	71 77	
						256	H Charleston So.	52 67	264	A Murray St.	59 79	
						268	A Southeast Mo. St.	63 79	271	A Loyola Maryland	30 74	
						274	A Kennesaw St.	69 96	274	H Kennesaw St.	55 70	
						282	H Tennessee Tech	71 69	295	A North Florida	60 58	
						295	H North Florida	66 62	315	A USC Upstate	75 89	
						315	H USC Upstate	84 77	320	A NJIT	68 76	
						320	H NJIT	53 76	320	H NJIT	53 76	
LAST 12 Division I GAMES:												
98	A Jacksonville	64 91	315	A USC Upstate	75 89							
274	A Kennesaw St.	69 96	320	H NJIT	53 76							
295	H North Florida	66 62	315	H USC Upstate	84 77							
98	H Jacksonville	67 73	320	A NJIT	68 76							
105	A FGCU	50 98	98	A Jacksonville	60 84							
101	A Stetson	60 66	295	A North Florida	60 58							

Non-Div I Games: Anderson (SC) 66 59

Lipscomb

■ Loss, 
■ Non-Conf, 
■ S Site, 
■ H Home 
■ A Away 
N Neutral

Little Rock

Through Games Of March 4, 2017

Average RPI Win:	207	WON-LOST	WINNING	LAST 10	STRENGTH OF	OPP. STRENGTH	TEAM	ADJ.	CONF.	ADJ CONF.
Average RPI Loss:	57	RECORD	PCT. RANK	GAMES	SCHEDULE	OF SCHEDULE	RPI	RPI	RPI	RPI
DIV. I ONLY	23- 7	34	8- 2	123	136	45	45	21	21	
DIV. I NON-CONF.	6- 6	165	0- 1	26	13	60	60	19	19	
TOTALS	RPI 1-25	RPI 26-50	W-L RECORDS	RPI 51-100	RPI 101-150	RPI 150+				
23- 7	0- 3	0- 2	OVERALL	2- 0	5- 1	16- 1				
12- 2	0- 2	0- 0	HOME	1- 0	2- 0	9- 0				
11- 5	0- 1	0- 2	AWAY	1- 0	3- 1	7- 1				
0- 0	0- 0	0- 0	NEUTRAL	0- 0	0- 0	0- 0				
6- 6	0- 3	0- 2	NON-CONFERENCE	1- 0	1- 1	4- 0				
3- 2	0- 2	0- 0	HOME	1- 0	0- 0	2- 0				
3- 4	0- 1	0- 2	AWAY	0- 0	1- 1	2- 0				
0- 0	0- 0	0- 0	NEUTRAL	0- 0	0- 0	0- 0				
17- 1	0- 0	0- 0	CONFERENCE	1- 0	4- 0	12- 1				
9- 0	0- 0	0- 0	HOME	0- 0	2- 0	7- 0				
8- 1	0- 0	0- 0	AWAY	1- 0	2- 0	5- 1				
0- 0	0- 0	0- 0	NEUTRAL	0- 0	0- 0	0- 0				

RPI 1-25				RPI 26-50				Team's RPI: 45				RPI 51-100				RPI 101+			
RPI	S	Opponent	Score	RPI	S	Opponent	Score	RPI	S	Opponent	Score	RPI	S	Opponent	Score	RPI	S	Opponent	Score
5	H	Mississippi St.	44 58	28	A	Green Bay	31 57	83	A	UT Arlington	58 49	122	A	Fordham	43 65				
20	A	Oklahoma	58 68	35	A	LSU	49 69	95	H	Saint Louis	56 43	125	A	Troy	74 63				
23	H	Texas A&M	37 55									125	H	Troy	77 74				
												141	A	Tulsa	63 58				
												150	A	Louisiana	82 64				
												150	H	Louisiana	64 60				
												151	A	Missouri St.	58 47				
												152	H	Oral Roberts	56 50				
												160	A	Memphis	54 44				
												164	A	Texas St.	47 64				
												196	H	North Texas	55 44				
												225	A	Appalachian St.	77 69				
												225	H	Appalachian St.	67 55				
												232	H	Ga. Southern	57 41				
												245	A	Coastal Caro.	74 66				
												245	H	Coastal Caro.	79 47				
												252	A	South Ala.	50 44				
												252	H	South Ala.	71 54				
												255	H	Georgia St.	52 45				
												322	A	Arkansas St.	60 35				
												322	H	Arkansas St.	73 59				
												330	A	La.-Monroe	92 47				
												330	H	La.-Monroe	78 34				
LAST 12 Division I GAMES:																			
122	A	Fordham	43 65	164	A	Texas St.	47 64	83	A	UT Arlington	58 49	245	H	Coastal Caro.	79 47				
125	A	Troy	74 63	252	A	South Ala.	50 44	225	H	Appalachian St.	67 55	150	A	Louisiana	82 64				
252	A	South Ala.	50 44	232	H	Ga. Southern	57 41	330	A	La.-Monroe	92 47								
255	H	Georgia St.	52 45	322	A	Arkansas St.	60 35												

Non-Div I Games:

Little Rock

Loss, Non-Conf, S Site, H Home A Away N Neutral

Average RPI Win:	220	WON-LOST	WINNING	LAST 10	STRENGTH OF	OPP. STRENGTH	TEAM	ADJ.	CONF.	ADJ CONF.
Average RPI Loss:	134	RECORD	PCT. RANK	GAMES	SCHEDULE	OF SCHEDULE	RPI	RPI	RPI	RPI
DIV. I ONLY	20- 10	85	7- 3	223	178	123	123	24	24	
DIV. I NON-CONF.	8- 6	141	0- 0	145	71	111	111	23	23	
TOTALS	RPI 1-25	RPI 26-50	W-L RECORDS	RPI 51-100	RPI 101-150	RPI 150+				
20- 10	0- 1	1- 1	OVERALL	2- 3	0- 1	17- 4				
11- 1	0- 1	0- 0	HOME	1- 0	0- 0	10- 0				
7- 6	0- 0	0- 0	AWAY	1- 1	0- 1	6- 4				
2- 3	0- 0	1- 1	NEUTRAL	0- 2	0- 0	1- 0				
8- 6	0- 1	1- 1	NON-CONFERENCE	0- 3	0- 1	7- 0				
3- 1	0- 1	0- 0	HOME	0- 0	0- 0	3- 0				
3- 2	0- 0	0- 0	AWAY	0- 1	0- 1	3- 0				
2- 3	0- 0	1- 1	NEUTRAL	0- 2	0- 0	1- 0				
12- 4	0- 0	0- 0	CONFERENCE	2- 0	0- 0	10- 4				
8- 0	0- 0	0- 0	HOME	1- 0	0- 0	7- 0				
4- 4	0- 0	0- 0	AWAY	1- 0	0- 0	3- 4				
0- 0	0- 0	0- 0	NEUTRAL	0- 0	0- 0	0- 0				

RPI 1-25			RPI 26-50			RPI 51-100			RPI 101+			Team's RPI: 123
RPI	S	Opponent	Score	RPI	S	Opponent	Score	RPI	S	Opponent	Score	Score
7	H	Duke	46 83	30	N	South Fla.	73 68	72	A	UC Davis	64 51	138 A San Francisco 71 73
				40	N	Quinnipiac	60 63	72	H	UC Davis	64 62	158 A CSUN 56 63
								76	N	Oklahoma St.	57 63	158 H CSUN 63 60
								86	N	Florida	53 83	170 H Houston 65 55
								90	A	Southern California	74 82	179 A UC Riverside 73 66
												179 H UC Riverside 55 51
												195 H Columbia 73 60
												202 A Loyola Marymount 81 78
												218 N Boston U. 61 48
												233 A UC Santa Barbara 60 65
												233 H UC Santa Barbara 59 45
												244 H Pacific 66 58
												247 A Hawaii 63 66
												247 H Hawaii 68 57
												265 A Cal Poly 67 69
												265 H Cal Poly 83 80
												281 A Nevada 97 93
												310 A Pepperdine 44 41
												327 A UC Irvine 68 63
												327 H UC Irvine 87 74
												346 A Cal St. Fullerton 65 48
												346 H Cal St. Fullerton 84 55
LAST 12 Division I GAMES:												
247	A	Hawaii	63 66	346	H	Cal St. Fullerton	84 55					
158	H	CSUN	63 60	327	A	UC Irvine	68 63					
327	H	UC Irvine	87 74	158	A	CSUN	56 63					
179	A	UC Riverside	73 66	179	H	UC Riverside	55 51					
233	H	UC Santa Barbara	59 45	346	A	Cal St. Fullerton	65 48					
265	A	Cal Poly	67 69	72	H	UC Davis	64 62					

Non-Div I Games: Biola 76 48

Long Beach St.

■ Loss, 
 ■ Non-Conf, S Site, 
 ■ Home 
 ■ Away 
 N Neutral

Average RPI Win:	344	WON-LOST	WINNING	LAST 10	STRENGTH OF	OPP. STRENGTH	TEAM	ADJ.	CONF.	ADJ CONF.
Average RPI Loss:	209	RECORD	PCT. RANK	GAMES	SCHEDULE	OF SCHEDULE	RPI	RPI	RPI	RPI
DIV. I ONLY	3- 24	338	1- 9	299	325	345	345	28	28	
DIV. I NON-CONF.	2- 7	284	0- 0	224	310	290	290	28	28	
TOTALS	RPI 1-25	RPI 26-50	W-L RECORDS	RPI 51-100	RPI 101-150	RPI 150+				
3- 24	0- 1	0- 1	OVERALL	0- 1	0- 3	3- 18				
2- 9	0- 0	0- 0	HOME	0- 0	0- 1	2- 8				
1- 15	0- 0	0- 0	AWAY	0- 1	0- 1	1- 4				
0- 0	0- 0	0- 0	NEUTRAL	0- 0	0- 0	0- 0				
2- 7	0- 1	0- 1	NON-CONFERENCE	0- 1	0- 1	2- 3				
1- 1	0- 0	0- 0	HOME	0- 0	0- 0	1- 1				
1- 6	0- 1	0- 1	AWAY	0- 1	0- 1	1- 2				
0- 0	0- 0	0- 0	NEUTRAL	0- 0	0- 0	0- 0				
1- 17	0- 0	0- 0	CONFERENCE	0- 0	0- 2	1- 15				
1- 8	0- 0	0- 0	HOME	0- 0	0- 1	1- 7				
0- 9	0- 0	0- 0	AWAY	0- 0	0- 1	0- 8				
0- 0	0- 0	0- 0	NEUTRAL	0- 0	0- 0	0- 0				

RPI S	Opponent	Score	RPI S	Opponent	Score	RPI S	Opponent	Score	RPI S	Opponent	Score	Team's RPI: 345
7	A Duke	48 105	32	A Marquette	37 87	53	A West Virginia	40 107	112	A Charlotte	41 66	
									127	A Radford	55 73	
									127	H Radford	34 74	
									187	A Campbell	50 74	
									187	H Campbell	54 66	
									221	A High Point	60 81	
									221	H High Point	49 80	
									229	A Liberty	47 92	
									229	H Liberty	38 71	
									231	A Presbyterian	55 65	
									231	H Presbyterian	62 63	
									241	A UNC Asheville	53 84	
									241	H UNC Asheville	53 80	
									243	A Marshall	50 70	
									256	A Charleston So.	63 71	
									256	H Charleston So.	47 62	
									272	H Norfolk St.	56 85	
									312	A Gardner-Webb	55 89	
									312	H Gardner-Webb	43 77	
									340	A Fairleigh Dickinson	59 75	
									341	A Winthrop	72 78	
									341	H Winthrop	83 78	
									343	A UMass Lowell	72 59	
									347	H Delaware St.	88 77	
LAST 12 Division I GAMES:												
231	H	Presbyterian	62	63	341	H	Winthrop	83	78			
221	A	High Point	60	81	312	A	Gardner-Webb	55	89			
256	A	Charleston So.	63	71	187	A	Campbell	50	74			
229	H	Liberty	38	71	221	H	High Point	49	80			
241	A	UNC Asheville	53	84	256	H	Charleston So.	47	62			
127	H	Radford	34	74	341	A	Winthrop	72	78			

Non-Div I Games: West Va. Tech 58 76 Milligan 71 47

Longwood

Loss, Non-Conf, S Site, H Home A Away N Neutral

2017-18				Through Games Of March 17, 2017						
Average RPI Win:	256	WON-LOST	WINNING	LAST 10	STRENGTH OF	OPP. STRENGTH	TEAM	ADJ.	CONF.	ADJ CONF.
Average RPI Loss:	119	RECORD	PCT. RANK	GAMES	SCHEDULE	OF SCHEDULE	RPI	RPI	RPI	RPI
DIV. I ONLY	15- 10	113	6- 4	221	225	150	150	21	21	
DIV. I NON-CONF.	4- 3	141	0- 0	176	174	157	157	19	19	
-----										
TOTALS	RPI 1-25		RPI 26-50	W-L RECORDS		RPI 51-100	RPI 101-150		RPI 150+	
15- 10	0- 1		0- 2	OVERALL		0- 2	2- 1		13- 4	
9- 3	0- 0		0- 1	HOME		0- 1	2- 0		7- 1	
5- 6	0- 0		0- 1	AWAY		0- 0	0- 1		5- 1	
1- 1	0- 1		0- 0	NEUTRAL		0- 0	0- 0		1- 0	
4- 3	0- 1		0- 0	NON-CONFERENCE		0- 0	1- 1		3- 1	
2- 1	0- 0		0- 0	HOME		0- 0	1- 0		1- 1	
1- 1	0- 0		0- 0	AWAY		0- 0	0- 1		1- 0	
1- 1	0- 1		0- 0	NEUTRAL		0- 0	0- 0		1- 0	
11- 7	0- 0		0- 2	CONFERENCE		0- 2	1- 0		10- 3	
7- 2	0- 0		0- 1	HOME		0- 1	1- 0		6- 0	
4- 5	0- 0		0- 1	AWAY		0- 1	0- 0		4- 3	
0- 0	0- 0		0- 0	NEUTRAL		0- 0	0- 0		0- 0	

RPI 1-25				RPI 26-50				RPI 51-100				RPI 101+				Team's RPI: 150	
RPI	S	Opponent	Score	RPI	S	Opponent	Score	RPI	S	Opponent	Score	RPI	S	Opponent	Score		
2	N	Notre Dame	51 91	45	A	Little Rock	60 64	83	A	UT Arlington	66 79	120	A	Southern Miss.	49 71		
				45	H	Little Rock	64 82	83	H	UT Arlington	76 79	125	H	Troy	80 72		
												145	H	Louisiana Tech	80 72		
												164	A	Texas St.	40 62		
												164	H	Texas St.	62 43		
												170	H	Houston	64 69		
												225	A	Appalachian St.	68 58		
												232	A	Ga. Southern	60 63		
												232	H	Ga. Southern	79 52		
												245	A	Coastal Caro.	68 71		
												252	H	South Ala.	62 38		
												255	A	Georgia St.	70 64		
												255	H	Georgia St.	72 65		
												268	N	Southeast Mo. St.	82 78		
												288	A	McNeese	77 70		
												322	A	Arkansas St.	80 72		
												322	H	Arkansas St.	72 60		
												329	H	Southeastern La.	86 77		
												330	A	La.-Monroe	65 59		
												330	H	La.-Monroe	67 57		
LAST 12 Division I GAMES:																	
				83	H	UT Arlington	76 79	252	H	South Ala.	62 38						
				164	H	Texas St.	62 43	255	A	Georgia St.	70 64						
				245	A	Coastal Caro.	68 71	232	A	Ga. Southern	60 63						
				225	A	Appalachian St.	68 58	45	H	Little Rock	64 82						
				330	A	La.-Monroe	65 59	322	H	Arkansas St.	72 60						
				125	H	Troy	80 72	164	A	Texas St.	40 62						

Non-Div I Games:	Xavier (LA)	74	55	Southern-N.O.	87	57
------------------	-------------	----	----	---------------	----	----

Louisiana

Loss, Non-Conf, S Site, H Home A Away N Neutral

## Louisiana Tech

## Through Games Of March 4, 2017

Average RPI Win:	225	WON-LOST	WINNING	LAST 10	STRENGTH OF	OPP. STRENGTH	TEAM	ADJ.	CONF.	ADJ CONF.
Average RPI Loss:	121	RECORD	PCT. RANK	GAMES	SCHEDULE	OF SCHEDULE	RPI	RPI	RPI	RPI
DIV. I ONLY	16- 12	125	7- 3	179	155	145	145	14	14	
DIV. I NON-CONF.	4- 6	209	0- 0	190	181	213	213	16	16	
TOTALS	RPI 1-25	RPI 26-50	W-L RECORDS	RPI 51-100	RPI 101-150	RPI 150+				
16- 12	0- 0	0- 3	OVERALL	0- 2	2- 4	14- 3				
9- 5	0- 0	0- 2	HOME	0- 2	2- 1	7- 0				
7- 7	0- 0	0- 1	AWAY	0- 0	0- 3	7- 3				
0- 0	0- 0	0- 0	NEUTRAL	0- 0	0- 0	0- 0				
4- 6	0- 0	0- 2	NON-CONFERENCE	0- 1	0- 2	4- 1				
2- 3	0- 0	0- 2	HOME	0- 1	0- 0	2- 0				
2- 3	0- 0	0- 0	AWAY	0- 0	0- 2	2- 1				
0- 0	0- 0	0- 0	NEUTRAL	0- 0	0- 0	0- 0				
12- 6	0- 0	0- 1	CONFERENCE	0- 1	2- 2	10- 2				
7- 2	0- 0	0- 0	HOME	0- 1	2- 1	5- 0				
5- 4	0- 0	0- 1	AWAY	0- 0	0- 1	5- 2				
0- 0	0- 0	0- 0	NEUTRAL	0- 0	0- 0	0- 0				

RPI S	Opponent	Score	RPI S	Opponent	Score	RPI S	Opponent	Score	RPI S	Opponent	Score	Team's RPI: 145
35	H LSU	73 77	82	H Middle Tenn.	65 79	111	A Clemson	67 78				
39	A Western Ky.	58 67	100	H SFA	58 60	112	H Charlotte	80 54				
46	H Auburn	66 76				120	A Southern Miss.	63 72				
						120	H Southern Miss.	72 61				
						132	H Old Dominion	64 69				
						150	A Louisiana	72 80				
						160	A Memphis	54 56				
						163	A Rice	70 67				
						163	H Rice	62 51				
						173	H UAB	64 63				
						178	A UTSA	61 63				
						178	H UTSA	77 71				
						196	A North Texas	72 65				
						196	H North Texas	65 49				
						209	H Grambling	69 55				
						243	A Marshall	72 54				
						288	A McNeese	66 56				
						290	H Nicholls St.	68 52				
						299	A UTEP	62 69				
						299	H UTEP	69 61				
						307	A FIU	76 63				
						330	A La.-Monroe	73 53				
						337	A Fla. Atlantic	76 52				
LAST 12 Division I GAMES:												
120	A Southern Miss.	63 72	299	H UTEP	69 61							
163	H Rice	62 51	243	A Marshall	72 54							
196	H North Texas	65 49	39	A Western Ky.	58 67							
307	A FIU	76 63	82	H Middle Tenn.	65 79							
337	A Fla. Atlantic	76 52	173	H UAB	64 63							
178	H UTSA	77 71	196	A North Texas	72 65							

Non-Div I Games: LSU-Alexandria 103 63

Louisiana Tech

■ Loss, 
 ■ Non-Conf, 
 ■ S Site, 
 ■ H Home 
 ■ A Away 
 N Neutral

## Louisville

Through Games Of March 4, 2017

Average RPI Win:	109	WON-LOST	WINNING	LAST 10	STRENGTH OF	OPP. STRENGTH	TEAM	ADJ.	CONF.	ADJ CONF.
Average RPI Loss:	12	RECORD	PCT. RANK	GAMES	SCHEDULE	OF SCHEDULE	RPI	RPI	RPI	RPI
DIV. I ONLY	27- 7	26	7- 3	10	21	11	11	3	3	
DIV. I NON-CONF.	13- 2	20	0- 0	27	29	8	8	4	4	
TOTALS	RPI 1-25	RPI 26-50	W-L RECORDS	RPI 51-100	RPI 101-150	RPI 150+				
27- 7	2- 6	5- 1	OVERALL	7- 0	5- 0	8- 0				
16- 2	2- 1	3- 1	HOME	4- 0	1- 0	6- 0				
9- 3	0- 3	1- 0	AWAY	3- 0	3- 0	2- 0				
2- 2	0- 2	1- 0	NEUTRAL	0- 0	1- 0	0- 0				
13- 2	1- 2	3- 0	NON-CONFERENCE	3- 0	1- 0	5- 0				
9- 1	1- 1	2- 0	HOME	2- 0	0- 0	4- 0				
4- 0	0- 0	1- 0	AWAY	1- 0	1- 0	1- 0				
0- 1	0- 1	0- 0	NEUTRAL	0- 0	0- 0	0- 0				
14- 5	1- 4	2- 1	CONFERENCE	4- 0	4- 0	3- 0				
7- 1	1- 0	1- 1	HOME	2- 0	1- 0	2- 0				
5- 3	0- 3	0- 0	AWAY	2- 0	2- 0	1- 0				
2- 1	0- 1	1- 0	NEUTRAL	0- 0	1- 0	0- 0				

RPI 1-25				RPI 26-50				RPI 51-100				RPI 101+			
RPI	S	Opponent	Score	RPI	S	Opponent	Score	RPI	S	Opponent	Score	RPI	S	Opponent	Score
2	A	Notre Dame	66 85	29	H	Syracuse	91 76	51	A	Virginia	86 81	104	A	Virginia Tech	88 70
2	N	Notre Dame	73 84	30	A	South Fla.	66 52	51	H	Virginia	66 55	110	A	Vanderbilt	78 66
3	N	South Carolina	59 83	31	H	South Dakota St.	83 30	58	H	Georgia Tech	91 51	111	A	Clemson	60 46
7	A	Duke	55 58	37	H	North Carolina St.	70 72	60	H	Belmont	73 50	111	N	Clemson	68 46
13	A	Florida St.	65 72	37	N	North Carolina St.	59 58	78	H	Chattanooga	63 47	118	H	North Carolina	87 57
14	H	Kentucky	69 67	39	H	Western Ky.	68 61	82	A	Middle Tenn.	91 72	157	A	Pittsburgh	63 48
15	H	Miami (FL)	63 59					88	A	Wake Forest	75 46	157	H	Pittsburgh	73 52
17	H	Maryland	72 78									175	H	Boston College	68 43
												204	H	Col. of Charleston	86 58
												220	A	UT Martin	100 57
												240	H	Evansville	89 47
												258	H	Bowling Green	83 58
												302	H	Lafayette	92 48
LAST 12 Division I GAMES:															
		2 N Notre Dame	73 84			175 H Boston College	68 43								
		37 N North Carolina St.	59 58			104 A Virginia Tech	88 70								
		111 N Clemson	68 46			2 A Notre Dame	66 85								
		88 A Wake Forest	75 46			37 H North Carolina St.	70 72								
		51 H Virginia	66 55			157 A Pittsburgh	63 48								
		118 H North Carolina	87 57			111 A Clemson	60 46								

Non-Div I Games:

Louisville

■ Loss, 
 ■ Non-Conf, 
 S Site, 
 ■ Home 
 ■ Away 
 N Neutral



Average RPI Win:	329	WON-LOST	WINNING	LAST 10	STRENGTH OF	OPP. STRENGTH	TEAM	ADJ.	CONF.	ADJ CONF.
Average RPI Loss:	144	RECORD	PCT. RANK	GAMES	SCHEDULE	OF SCHEDULE	RPI	RPI	RPI	RPI
DIV. I ONLY	2- 27	346	0- 10	116	164	323	323	16	16	
DIV. I NON-CONF.	1- 10	325	0- 0	53	107	272	272	14	14	
TOTALS	RPI 1-25	RPI 26-50	W-L RECORDS	RPI 51-100	RPI 101-150	RPI 150+				
2- 27	0- 2	0- 5	OVERALL	0- 1	0- 3	2- 16				
2- 11	0- 1	0- 2	HOME	0- 1	0- 0	2- 7				
0- 14	0- 1	0- 3	AWAY	0- 0	0- 1	0- 9				
0- 2	0- 0	0- 0	NEUTRAL	0- 0	0- 2	0- 0				
1- 10	0- 2	0- 1	NON-CONFERENCE	0- 1	0- 3	1- 3				
1- 3	0- 1	0- 0	HOME	0- 1	0- 0	1- 1				
0- 5	0- 1	0- 1	AWAY	0- 0	0- 1	0- 2				
0- 2	0- 0	0- 0	NEUTRAL	0- 0	0- 2	0- 0				
1- 17	0- 0	0- 4	CONFERENCE	0- 0	0- 0	1- 13				
1- 8	0- 0	0- 2	HOME	0- 0	0- 0	1- 6				
0- 9	0- 0	0- 2	AWAY	0- 0	0- 0	0- 7				
0- 0	0- 0	0- 0	NEUTRAL	0- 0	0- 0	0- 0				

RPI 1-25				RPI 26-50				RPI 51-100				RPI 101+				Team's RPI: 323	
RPI	S	Opponent	Score	RPI	S	Opponent	Score	RPI	S	Opponent	Score	RPI	S	Opponent	Score		
15	A	Miami (FL)	43 81	26	A	Drake	46 89	91	H	Northern Ill.	70 90	111	N	Clemson	40 61		
16	H	DePaul	46 107	26	H	Drake	42 86					125	N	Troy	67 91		
				38	A	Central Mich.	57 95					131	A	Lamar University	50 76		
				47	A	UNI	30 68					151	A	Missouri St.	52 61		
				47	H	UNI	43 89					151	H	Missouri St.	32 60		
												153	H	Milwaukee	46 73		
												157	A	Pittsburgh	35 59		
												165	A	Southern Ill.	57 73		
												165	H	Southern Ill.	46 71		
												172	A	Western Mich.	53 65		
												184	A	Wichita St.	43 65		
												184	H	Wichita St.	64 83		
												236	A	Indiana St.	32 53		
												236	H	Indiana St.	38 48		
												237	A	Bradley	45 72		
												237	H	Bradley	53 60		
												240	A	Evansville	36 67		
												240	H	Evansville	50 81		
												314	A	Illinois St.	51 63		
												314	H	Illinois St.	64 61		
												344	H	Chicago St.	59 54		
LAST 12 Division I GAMES:																	
				165	H	Southern Ill.	46 71			236	A	Indiana St.	32 53				
				240	H	Evansville	50 81			314	A	Illinois St.	51 63				
				151	A	Missouri St.	52 61			237	A	Bradley	45 72				
				184	A	Wichita St.	43 65			184	H	Wichita St.	64 83				
				26	H	Drake	42 86			151	H	Missouri St.	32 60				
				47	H	UNI	43 89			47	A	UNI	30 68				

Non-Div I Games:

Loyola Chicago

■ Loss, 
 ■ Non-Conf, 
 ■ S Site, 
 ■ Home 
 ■ A Away 
 N Neutral

Loyola Maryland

Through Games Of March 4, 2017

Average RPI Win:	280	WON-LOST	WINNING	LAST 10	STRENGTH OF	OPP. STRENGTH	TEAM	ADJ.	CONF.	ADJ CONF.
Average RPI Loss:	164	RECORD	PCT. RANK	GAMES	SCHEDULE	OF SCHEDULE	RPI	RPI	RPI	RPI
DIV. I ONLY	11- 19	249	2- 8	227	266	271	271	23	23	
DIV. I NON-CONF.	4- 7	224	0- 0	168	215	237	237	25	25	
TOTALS	RPI 1-25	RPI 26-50	W-L RECORDS	RPI 51-100	RPI 101-150	RPI 150+				
11- 19	0- 1	0- 1	OVERALL	0- 2	0- 4	11- 11				
8- 8	0- 1	0- 0	HOME	0- 1	0- 2	8- 4				
3- 11	0- 0	0- 1	AWAY	0- 1	0- 2	3- 7				
0- 0	0- 0	0- 0	NEUTRAL	0- 0	0- 0	0- 0				
4- 7	0- 1	0- 1	NON-CONFERENCE	0- 0	0- 2	4- 3				
3- 3	0- 1	0- 0	HOME	0- 0	0- 1	3- 1				
1- 4	0- 0	0- 1	AWAY	0- 0	0- 1	1- 2				
0- 0	0- 0	0- 0	NEUTRAL	0- 0	0- 0	0- 0				
7- 12	0- 0	0- 0	CONFERENCE	0- 2	0- 2	7- 8				
5- 5	0- 0	0- 0	HOME	0- 1	0- 1	5- 3				
2- 7	0- 0	0- 0	AWAY	0- 1	0- 1	2- 5				
0- 0	0- 0	0- 0	NEUTRAL	0- 0	0- 0	0- 0				

RPI 1-25				RPI 26-50				RPI 51-100				RPI 101+ Team's RPI: 271			
RPI	S	Opponent	Score	RPI	S	Opponent	Score	RPI	S	Opponent	Score	RPI	S	Opponent	Score
17	H	Maryland	60 79	50	A	George Washington	64 74	71	A	Bucknell	39 57	126	A	Cornell	50 58
								71	H	Bucknell	66 72	128	A	Navy	51 77
												128	H	Navy	43 55
												135	H	Delaware	45 47
												156	A	Army West Point	48 67
												156	H	Army West Point	71 62
												157	A	Pittsburgh	44 74
												159	A	Fairfield	57 58
												190	A	American	59 66
												190	H	American	45 60
												195	H	Columbia	53 65
												208	A	UMBC	70 65
												218	A	Boston U.	58 61
												218	H	Boston U.	55 67
												275	A	Colgate	62 76
												275	H	Colgate	87 77
												291	H	Mt. St. Mary's	58 53
												297	H	Lipscomb	74 30
												302	A	Lafayette	60 55
												302	H	Lafayette	75 47
												305	A	Lehigh	69 86
												305	H	Lehigh	78 50
												305	H	Lehigh	62 58
												319	A	Holy Cross	56 37
												319	H	Holy Cross	58 59
												324	H	St. Francis Brooklyn	69 60
LAST 12 Division I GAMES:															
305	H	Lehigh	78 50	218	H	Boston U.	55 67								
319	A	Holy Cross	56 37	128	H	Navy	43 55								
190	A	American	59 66	156	A	Army West Point	48 67								
319	H	Holy Cross	58 59	305	A	Lehigh	69 86								
275	A	Colgate	62 76	302	H	Lafayette	75 47								
71	A	Bucknell	39 57	275	H	Colgate	87 77								

Non-Div I Games:

Loyola Maryland

Loss, Non-Conf, S Site, H Home A Away N Neutral

Average RPI Win:	238	WON-LOST	WINNING	LAST 10	STRENGTH OF	OPP. STRENGTH	TEAM	ADJ.	CONF.	ADJ CONF.
Average RPI Loss:	128	RECORD	PCT. RANK	GAMES	SCHEDULE	OF SCHEDULE	RPI	RPI	RPI	RPI
DIV. I ONLY	14- 16	194	5- 5	210	172	202	202	15	15	
DIV. I NON-CONF.	5- 6	186	0- 0	226	239	214	214	13	13	
TOTALS	RPI 1-25	RPI 26-50	W-L RECORDS	RPI 51-100	RPI 101-150	RPI 150+				
14- 16	0- 0	0- 0	OVERALL	1- 6	1- 6	12- 4				
9- 6	0- 0	0- 0	HOME	1- 3	1- 2	7- 1				
5- 9	0- 0	0- 0	AWAY	0- 1	0- 0	5- 1				
0- 1	0- 0	0- 0	NEUTRAL	0- 0	0- 1	0- 0				
5- 6	0- 0	0- 0	NON-CONFERENCE	0- 3	0- 2	5- 1				
2- 4	0- 0	0- 0	HOME	0- 2	0- 1	2- 1				
3- 2	0- 0	0- 0	AWAY	0- 1	0- 1	3- 0				
0- 0	0- 0	0- 0	NEUTRAL	0- 0	0- 0	0- 0				
9- 10	0- 0	0- 0	CONFERENCE	1- 3	1- 4	7- 3				
7- 2	0- 0	0- 0	HOME	1- 1	1- 1	5- 0				
2- 7	0- 0	0- 0	AWAY	0- 2	0- 2	2- 3				
0- 1	0- 0	0- 0	NEUTRAL	0- 0	0- 1	0- 0				

RPI 1-25			RPI 26-50			RPI 51-100			RPI 101+			Team's RPI: 202			
RPI	S	Opponent	Score	RPI	S	Opponent	Score	RPI	S	Opponent	Score	RPI	S	Opponent	Score
								60	H	Belmont	72 79	103	A	Washington St.	45 92
								75	A	Gonzaga	61 73	117	A	St. Mary's (CA)	59 74
								75	H	Gonzaga	56 80	117	H	St. Mary's (CA)	72 57
								76	A	Oklahoma St.	58 66	123	H	Long Beach St.	78 81
								81	A	BYU	59 76	138	A	San Francisco	73 89
								81	H	BYU	77 74	138	H	San Francisco	72 79
								95	H	Saint Louis	76 90	138	N	San Francisco	67 80
												161	A	Santa Clara	64 71
												161	H	Santa Clara	61 50
												179	H	UC Riverside	72 75
												213	A	Seattle U	62 59
												217	A	San Diego	58 61
												217	H	San Diego	63 55
												233	H	UC Santa Barbara	57 55
												244	A	Pacific	65 52
												244	H	Pacific	75 64
												259	A	San Diego St.	60 53
												276	A	Portland	56 71
												276	H	Portland	69 54
												310	A	Pepperdine	87 78
												310	H	Pepperdine	72 60
												327	H	UC Irvine	58 39
												346	A	Cal St. Fullerton	77 62
LAST 12 Division I GAMES:															
				138	N	San Francisco	67 80					75	A	Gonzaga	61 73
				244	H	Pacific	75 64					138	H	San Francisco	72 79
				138	A	San Francisco	73 89					217	H	San Diego	63 55
				310	A	Pepperdine	87 78					81	H	BYU	77 74
				117	H	St. Mary's (CA)	72 57					244	A	Pacific	65 52
				276	A	Portland	56 71					161	H	Santa Clara	61 50

Non-Div I Games:

Loyola Marymount

■ Loss, 
■ Non-Conf, 
■ S Site, 
■ H Home 
■ A Away 
N Neutral

## Maine

Through Games Of March 4, 2017

Average RPI Win: <b>214</b>	WON-LOST	WINNING	LAST 10	STRENGTH OF	OPP. STRENGTH	TEAM	ADJ.	CONF.	ADJ CONF.
Average RPI Loss: <b>120</b>	RECORD	PCT. RANK	GAMES	SCHEDULE	OF SCHEDULE	RPI	RPI	RPI	RPI
DIV. I ONLY	<b>17- 15</b>	<b>162</b>	<b>6- 4</b>	<b>135</b>	<b>131</b>	<b>137</b>	<b>137</b>	<b>22</b>	<b>22</b>
DIV. I NON-CONF.	<b>7- 8</b>	<b>181</b>	<b>0- 0</b>	<b>77</b>	<b>25</b>	<b>98</b>	<b>98</b>	<b>22</b>	<b>22</b>
TOTALS	RPI 1-25	RPI 26-50	W-L RECORDS	RPI 51-100	RPI 101-150	RPI 150+			
17- 15	0- 3	0- 1	OVERALL	2- 3	2- 2	13- 6			
10- 2	0- 1	0- 0	HOME	1- 1	2- 0	7- 0			
3- 12	0- 2	0- 1	AWAY	0- 2	0- 2	3- 5			
4- 1	0- 0	0- 0	NEUTRAL	1- 0	0- 0	3- 1			
7- 8	0- 3	0- 1	NON-CONFERENCE	2- 1	1- 1	4- 2			
3- 1	0- 1	0- 0	HOME	1- 0	1- 0	1- 0			
1- 6	0- 2	0- 1	AWAY	0- 1	0- 1	1- 1			
3- 1	0- 0	0- 0	NEUTRAL	1- 0	0- 0	2- 1			
10- 7	0- 0	0- 0	CONFERENCE	0- 2	1- 1	9- 4			
7- 1	0- 0	0- 0	HOME	0- 1	1- 0	6- 0			
2- 6	0- 0	0- 0	AWAY	0- 1	0- 1	2- 4			
1- 0	0- 0	0- 0	NEUTRAL	0- 0	0- 0	1- 0			

RPI 1-25				RPI 26-50				RPI 51-100				RPI 101+ Team's RPI: 137			
RPI	S	Opponent	Score	RPI	S	Opponent	Score	RPI	S	Opponent	Score	RPI	S	Opponent	Score
3	A	South Carolina	42 79	43	A	Harvard	62 69	56	H	Purdue	67 47	111	A	Clemson	61 69
5	H	Mississippi St.	43 87					67	A	New Hampshire	44 50	124	A	Albany (NY)	60 64
15	A	Miami (FL)	51 76					67	H	New Hampshire	57 65	124	H	Albany (NY)	84 71
								73	A	Tulane	62 77	148	H	Northeastern	68 49
								78	N	Chattanooga	49 39	171	N	Hampton	49 58
												175	A	Boston College	53 64
												183	A	Hartford	66 60
												183	H	Hartford	73 62
												203	N	ETSU	61 48
												208	A	UMBC	62 66
												208	H	UMBC	72 40
												210	A	Binghamton	52 58
												210	H	Binghamton	62 49
												210	N	Binghamton	57 40
												215	H	Dartmouth	60 55
												261	A	Stony Brook	41 55
												261	H	Stony Brook	78 71
												266	A	Bryant	77 52
												273	A	Vermont	52 55
												273	H	Vermont	59 43
LAST 12 Division I GAMES:															
				210	N	Binghamton	57 40					183	A	Hartford	66 60
				210	H	Binghamton	62 49					208	A	UMBC	62 66
				124	A	Albany (NY)	60 64					273	H	Vermont	59 43
				67	H	New Hampshire	57 65					210	A	Binghamton	52 58
				261	H	Stony Brook	78 71					124	H	Albany (NY)	84 71
				343	H	UMass Lowell	76 50					67	A	New Hampshire	44 50

Non-Div I Games:

Maine

■ Loss, 
 ■ Non-Conf, 
 S Site, 
 ■ Home 
 ■ Away 
 N Neutral

[illegible]

**Non-Div I Games:**

Average RPI Win: <b>237</b>	WON-LOST	WINNING	LAST 10	STRENGTH OF	OPP. STRENGTH	TEAM	ADJ.	CONF.	ADJ CONF.
Average RPI Loss: <b>166</b>	RECORD	PCT. RANK	GAMES	SCHEDULE	OF SCHEDULE	RPI	RPI	RPI	RPI
DIV. I ONLY	15- 17	193	5- 5	303	167	230	230	18	18
DIV. I NON-CONF.	3- 7	250	0- 0	330	92	307	307	17	17
TOTALS	RPI 1-25	RPI 26-50	W-L RECORDS	RPI 51-100	RPI 101-150	RPI 150+			
15- 17	0- 1	0- 3	OVERALL	0- 0	1- 3	14- 10			
5- 8	0- 1	0- 1	HOME	0- 0	0- 2	5- 4			
8- 6	0- 0	0- 1	AWAY	0- 0	1- 1	7- 4			
2- 3	0- 0	0- 1	NEUTRAL	0- 0	0- 0	2- 2			
3- 7	0- 1	0- 1	NON-CONFERENCE	0- 0	0- 0	3- 5			
1- 2	0- 1	0- 0	HOME	0- 0	0- 0	1- 1			
1- 3	0- 0	0- 0	AWAY	0- 0	0- 0	1- 3			
1- 2	0- 0	0- 1	NEUTRAL	0- 0	0- 0	1- 1			
12- 10	0- 0	0- 2	CONFERENCE	0- 0	1- 3	11- 5			
4- 6	0- 0	0- 1	HOME	0- 0	0- 2	4- 3			
7- 3	0- 0	0- 1	AWAY	0- 0	1- 1	6- 1			
1- 1	0- 0	0- 0	NEUTRAL	0- 0	0- 0	1- 1			

RPI 1-25				RPI 26-50				RPI 51-100				RPI 101+ Team's RPI: 230			
RPI	S	Opponent	Score	RPI	S	Opponent	Score	RPI	S	Opponent	Score	RPI	S	Opponent	Score
19	H	Creighton	50 <b>72</b>	40	A	Quinnipiac	57 <b>79</b>					109	A	Rider	46 <b>65</b>
				40	H	Quinnipiac	36 <b>70</b>					109	H	Rider	56 <b>69</b>
				46	N	Auburn	51 <b>52</b>					144	A	Iona	68 62
												144	H	Iona	37 <b>48</b>
												159	A	Fairfield	68 62
												159	H	Fairfield	71 55
												159	N	Fairfield	44 <b>61</b>
												166	N	East Carolina	68 <b>70</b>
												174	A	Siena	70 59
												174	H	Siena	68 <b>69</b>
												188	A	Hofstra	42 <b>62</b>
												198	H	Seton Hall	63 <b>76</b>
												214	A	Monmouth	69 <b>79</b>
												214	H	Monmouth	76 66
												215	A	Dartmouth	66 61
												218	H	Boston U.	76 57
												253	A	Canisius	85 74
												253	H	Canisius	67 60
												263	A	Niagara	60 58
												263	H	Niagara	53 <b>68</b>
												277	A	Manhattan	62 47
												277	H	Manhattan	81 76
												296	N	N.C. A&T	69 64
												301	A	Rhode Island	61 <b>82</b>
												319	A	Holy Cross	46 <b>50</b>
												326	A	Saint Peter's	66 58
LAST 12 Division I GAMES:															
				159	N	Fairfield	44 <b>61</b>					109	A	Rider	46 <b>65</b>
				326	N	Saint Peter's	71 60					263	H	Niagara	53 <b>68</b>
				277	H	Manhattan	81 76					40	A	Quinnipiac	57 <b>79</b>
				40	H	Quinnipiac	36 <b>70</b>					326	A	Saint Peter's	66 58
				214	H	Monmouth	76 66					174	A	Siena	70 59
				159	A	Fairfield	68 62					253	H	Canisius	67 60

Non-Div I Games:

Marist

■ Loss, 
 ■ Non-Conf, S Site, 
 ■ Home 
 ■ Away 
 N Neutral

M  
a  
r  
i  
s  
t

RPI S Opponent Marist Score

Through Games Of March 4, 2017

RPI	S	Opponent	Score	
326	H	Saint Peter's	69	73
326	N	Saint Peter's	71	60

M  
a  
r  
i  
s  
t

Marist

Average RPI Win:	146	WON-LOST	WINNING	LAST 10	STRENGTH OF	OPP. STRENGTH	TEAM	ADJ.	CONF.	ADJ CONF.
Average RPI Loss:	80	RECORD	PCT. RANK	GAMES	SCHEDULE	OF SCHEDULE	RPI	RPI	RPI	RPI
DIV. I ONLY	22- 7	39	7- 3	64	77	32	32	7	7	
DIV. I NON-CONF.	9- 2	37	0- 0	84	111	45	45	7	7	
TOTALS	RPI 1-25	RPI 26-50	W-L RECORDS	RPI 51-100	RPI 101-150	RPI 150+				
22- 7	3- 2	1- 1	OVERALL	5- 2	1- 0	12- 2				
13- 3	1- 1	1- 1	HOME	3- 1	1- 0	7- 0				
9- 3	2- 1	0- 0	AWAY	2- 1	0- 0	5- 1				
0- 1	0- 0	0- 0	NEUTRAL	0- 0	0- 0	0- 1				
9- 2	1- 0	1- 1	NON-CONFERENCE	1- 0	1- 0	5- 1				
6- 1	0- 0	1- 1	HOME	1- 0	1- 0	3- 0				
3- 0	1- 0	0- 0	AWAY	0- 0	0- 0	2- 0				
0- 1	0- 0	0- 0	NEUTRAL	0- 0	0- 0	0- 1				
13- 5	2- 2	0- 0	CONFERENCE	4- 2	0- 0	7- 1				
7- 2	1- 1	0- 0	HOME	2- 1	0- 0	4- 0				
6- 3	1- 1	0- 0	AWAY	2- 1	0- 0	3- 1				
0- 0	0- 0	0- 0	NEUTRAL	0- 0	0- 0	0- 0				

RPI 1-25				RPI 26-50				Team's RPI: 32	RPI 51-100				RPI 101+			
RPI	S	Opponent	Score	RPI	S	Opponent	Score		RPI	S	Opponent	Score	RPI	S	Opponent	Score
4	A	Oregon St.	74 73	28	H	Green Bay	63 78		54	A	Villanova	77 71	147	H	New Mexico	62 52
16	A	DePaul	102 101	33	H	Arizona St.	75 63		54	H	Villanova	62 53	153	H	Milwaukee	85 74
16	H	DePaul	96 81						64	A	Georgetown	84 77	161	N	Santa Clara	62 65
19	A	Creighton	77 80						64	H	Georgetown	80 70	192	A	Providence	64 66
19	H	Creighton	63 83						69	A	St. John's (NY)	64 70	192	H	Providence	79 74
									69	H	St. John's (NY)	72 82	198	A	Seton Hall	83 77
									74	H	Western Ill.	77 61	198	H	Seton Hall	103 60
													200	A	Xavier	86 71
													200	H	Xavier	85 61
													212	A	Wisconsin	81 75
													226	H	Saint Francis (PA)	104 91
													244	A	Pacific	89 75
													260	A	Butler	72 66
													260	H	Butler	91 53
													345	H	Longwood	87 37
LAST 12 Division I GAMES:																
54	H	Villanova	62 53	198	H	Seton Hall	103 60									
64	H	Georgetown	80 70	19	A	Creighton	77 80									
16	H	DePaul	96 81	192	A	Providence	64 66									
200	A	Xavier	86 71	16	A	DePaul	102 101									
260	A	Butler	72 66	260	H	Butler	91 53									
69	H	St. John's (NY)	72 82	200	H	Xavier	85 61									

Non-Div I Games:

Marquette



## Marshall

Through Games Of March 4, 2017

Average RPI Win:	271	WON-LOST	WINNING	LAST 10	STRENGTH OF	OPP. STRENGTH	TEAM	ADJ.	CONF.	ADJ CONF.
Average RPI Loss:	131	RECORD	PCT. RANK	GAMES	SCHEDULE	OF SCHEDULE	RPI	RPI	RPI	RPI
DIV. I ONLY	11- 16	227	1- 9	231	185	243	243	14	14	
DIV. I NON-CONF.	6- 3	97	0- 0	341	316	217	217	16	16	
TOTALS	RPI 1-25	RPI 26-50	W-L RECORDS	RPI 51-100	RPI 101-150	RPI 150+				
11- 16	0- 0	0- 2	OVERALL	0- 3	0- 7	11- 4				
7- 6	0- 0	0- 1	HOME	0- 1	0- 4	7- 0				
3- 9	0- 0	0- 1	AWAY	0- 2	0- 3	3- 3				
1- 1	0- 0	0- 0	NEUTRAL	0- 0	0- 0	1- 1				
6- 3	0- 0	0- 0	NON-CONFERENCE	0- 1	0- 1	6- 1				
4- 0	0- 0	0- 0	HOME	0- 0	0- 0	4- 0				
1- 2	0- 0	0- 0	AWAY	0- 1	0- 1	1- 0				
1- 1	0- 0	0- 0	NEUTRAL	0- 0	0- 0	1- 1				
5- 13	0- 0	0- 2	CONFERENCE	0- 2	0- 6	5- 3				
3- 6	0- 0	0- 1	HOME	0- 1	0- 4	3- 0				
2- 7	0- 0	0- 1	AWAY	0- 1	0- 2	2- 3				
0- 0	0- 0	0- 0	NEUTRAL	0- 0	0- 0	0- 0				

RPI S	Opponent	Score	RPI S	Opponent	Score	RPI S	Opponent	Score	RPI S	Opponent	Score	Team's RPI: 243
39	A Western Ky.	57 73	39	H Western Ky.	64 78	82	A Middle Tenn.	69 94	112	A Charlotte	77 93	
						82	H Middle Tenn.	63 72	112	H Charlotte	75 89	
						84	A Penn St.	80 82	118	A North Carolina	53 75	
									120	H Southern Miss.	78 82	
									132	A Old Dominion	69 73	
									132	H Old Dominion	85 94	
									145	H Louisiana Tech	54 72	
									163	A Rice	74 84	
									173	A UAB	55 71	
									173	H UAB	61 58	
									178	A UTSA	88 81	
									196	A North Texas	60 57	
									205	A Illinois	55 53	
									245	H Coastal Caro.	84 66	
									269	N Prairie View	68 78	
									299	A UTEP	74 84	
									307	H FIU	70 52	
									328	H Morgan St.	62 43	
									331	H Florida A&M	77 67	
									337	H Fla. Atlantic	76 53	
									339	N Sam Houston St.	73 50	
									345	H Longwood	70 50	
LAST 12 Division I GAMES:												
196	A North Texas	60 57	39	H Western Ky.	64 78	145	H Louisiana Tech	54 72	120	H Southern Miss.	78 82	
163	A Rice	74 84	299	A UTEP	74 84	178	A UTSA	88 81	39	A Western Ky.	57 73	
112	H Charlotte	75 89										
132	H Old Dominion	85 94										
82	A Middle Tenn.	69 94										
173	A UAB	55 71										

Non-Div I Games: Me.-Fort Kent 136 62 Bluefield Col. 77 35

Marshall

Loss, Non-Conf, S Site, H Home A Away N Neutral

Maryland

Through Games Of March 4, 2017

Average RPI Win:	145	WON-LOST	WINNING	LAST 10	STRENGTH OF	OPP. STRENGTH	TEAM	ADJ.	CONF.	ADJ CONF.
Average RPI Loss:	13	RECORD	PCT. RANK	GAMES	SCHEDULE	OF SCHEDULE	RPI	RPI	RPI	RPI
DIV. I ONLY	29- 2	2	9- 1	126	46	17	17	6	6	
DIV. I NON-CONF.	12- 1	7	0- 0	235	64	54	54	6	6	
TOTALS	RPI 1-25	RPI 26-50	W-L RECORDS	RPI 51-100	RPI 101-150	RPI 150+				
29- 2	1- 2	5- 0	OVERALL	8- 0	2- 0	13- 0				
14- 1	0- 1	1- 0	HOME	4- 0	0- 0	9- 0				
11- 1	1- 1	2- 0	AWAY	3- 0	1- 0	4- 0				
4- 0	0- 0	2- 0	NEUTRAL	1- 0	1- 0	0- 0				
12- 1	1- 1	1- 0	NON-CONFERENCE	0- 0	2- 0	8- 0				
6- 1	0- 1	0- 0	HOME	0- 0	0- 0	6- 0				
4- 0	1- 0	0- 0	AWAY	0- 0	1- 0	2- 0				
2- 0	0- 0	1- 0	NEUTRAL	0- 0	1- 0	0- 0				
17- 1	0- 1	4- 0	CONFERENCE	8- 0	0- 0	5- 0				
8- 0	0- 0	1- 0	HOME	4- 0	0- 0	3- 0				
7- 1	0- 1	2- 0	AWAY	3- 0	0- 0	2- 0				
2- 0	0- 0	1- 0	NEUTRAL	1- 0	0- 0	0- 0				

RPI 1-25				RPI 26-50				RPI 51-100				RPI 101+			
RPI	S	Opponent	Score	RPI	S	Opponent	Score	RPI	S	Opponent	Score	RPI	S	Opponent	Score
1	H	UConn	81 87	33	N	Arizona St.	83 42	56	A	Purdue	85 70	103	N	Washington St.	79 69
11	A	Louisville	78 72	42	A	Michigan St.	89 72	62	A	Iowa	98 82	119	A	Duquesne	77 57
25	A	Ohio St.	87 98	42	N	Michigan St.	100 89	62	H	Iowa	100 81	197	A	Nebraska	93 49
				44	H	Michigan	83 70	68	H	Northwestern	96 65	199	H	Towson	97 63
				48	A	Indiana	92 56	70	A	Minnesota	83 72	205	A	Illinois	94 49
								70	H	Minnesota	93 60	205	H	Illinois	84 59
								70	N	Minnesota	92 80	208	H	UMBC	92 42
								84	H	Penn St.	89 83	212	H	Wisconsin	89 40
												223	H	Rutgers	80 71
												263	A	Niagara	96 64
												267	H	UMES	106 61
												271	A	Loyola Maryland	79 60
												291	H	Mt. St. Mary's	106 42
												326	H	Saint Peter's	101 49
												343	H	UMass Lowell	100 44
LAST 12 Division I GAMES:															
				42	N	Michigan St.	100 89	205	H	Illinois	84 59				
				70	N	Minnesota	92 80	48	A	Indiana	92 56				
				70	H	Minnesota	93 60	56	A	Purdue	85 70				
				25	A	Ohio St.	87 98	62	H	Iowa	100 81				
				212	H	Wisconsin	89 40	205	A	Illinois	94 49				
				42	A	Michigan St.	89 72	223	H	Rutgers	80 71				

Non-Div I Games:

Maryland

Loss, Non-Conf, S Site, H Home A Away N Neutral

Massachusetts

Through Games Of March 4, 2017

Average RPI Win:	278	WON-LOST	WINNING	LAST 10	STRENGTH OF	OPP. STRENGTH	TEAM	ADJ.	CONF.	ADJ CONF.
Average RPI Loss:	160	RECORD	PCT. RANK	GAMES	SCHEDULE	OF SCHEDULE	RPI	RPI	RPI	RPI
DIV. I ONLY	8- 21	292	1- 9	279	162	308	308	12	12	
DIV. I NON-CONF.	5- 7	205	1- 0	311	269	269	269	12	12	
TOTALS	RPI 1-25	RPI 26-50	W-L RECORDS	RPI 51-100	RPI 101-150	RPI 150+				
8- 21	0- 0	0- 2	OVERALL	0- 5	1- 3	7- 11				
6- 6	0- 0	0- 1	HOME	0- 1	1- 0	5- 4				
1- 14	0- 0	0- 0	AWAY	0- 1	0- 1	1- 2				
1- 1	0- 0	0- 0	NEUTRAL	0- 1	0- 0	1- 0				
5- 7	0- 0	0- 0	NON-CONFERENCE	0- 3	0- 0	5- 4				
4- 0	0- 0	0- 0	HOME	0- 0	0- 0	4- 0				
0- 6	0- 0	0- 0	AWAY	0- 2	0- 0	0- 4				
1- 1	0- 0	0- 0	NEUTRAL	0- 1	0- 0	1- 0				
3- 14	0- 0	0- 2	CONFERENCE	0- 2	1- 3	2- 7				
2- 6	0- 0	0- 1	HOME	0- 1	1- 0	1- 4				
1- 8	0- 0	0- 1	AWAY	0- 1	0- 3	1- 3				
0- 0	0- 0	0- 0	NEUTRAL	0- 0	0- 0	0- 0				

RPI 1-25			RPI 26-50			RPI 51-100			RPI 101+			Team's RPI: 308
RPI	S	Opponent	Score	RPI	S	Opponent	Score	RPI	S	Opponent	Score	
36	A	Dayton	65 77	62	A	Iowa	30 71	108	A	Saint Joseph's	50 81	
50	H	George Washington	54 60	80	N	Drexel	47 65	119	H	Duquesne	75 67	
				94	A	Buffalo	47 61	122	A	Fordham	43 74	
				95	A	Saint Louis	51 91	143	A	VCU	52 55	
				95	H	Saint Louis	60 81	167	A	La Salle	64 68	
								167	H	La Salle	52 57	
								183	A	Hartford	56 75	
								188	A	Hofstra	55 71	
								193	H	George Mason	55 66	
								218	A	Boston U.	60 64	
								235	A	Richmond	45 56	
								248	H	St. Bonaventure	38 55	
								266	H	Bryant	68 62	
								278	A	Davidson	61 60	
								278	H	Davidson	59 63	
								298	H	North Dakota St.	70 58	
								301	A	Rhode Island	50 53	
								301	H	Rhode Island	68 67	
								307	A	FIU	57 58	
								316	H	Central Conn. St.	76 37	
								319	H	Holy Cross	69 66	
								325	N	Montana	59 58	
LAST 12 Division I GAMES:												
95	A	Saint Louis	51 91	278	H	Davidson	59 63					
325	N	Montana	59 58	95	H	Saint Louis	60 81					
301	A	Rhode Island	50 53	143	A	VCU	52 55					
167	H	La Salle	52 57	167	A	La Salle	64 68					
235	A	Richmond	45 56	50	H	George Washington	54 60					
122	A	Fordham	43 74	248	H	St. Bonaventure	38 55					

Non-Div I Games: Merrimack 73 44

Massachusetts

Loss, Non-Conf, S Site, H Home A Away N Neutral

Average RPI Win:	320	WON-LOST	WINNING	LAST 10	STRENGTH OF	OPP. STRENGTH	TEAM	ADJ.	CONF.	ADJ CONF.
Average RPI Loss:	159	RECORD	PCT. RANK	GAMES	SCHEDULE	OF SCHEDULE	RPI	RPI	RPI	RPI
DIV. I ONLY	9- 16	251	3- 7	305	281	288	288	27	27	
DIV. I NON-CONF.	1- 6	310	0- 0	252	67	309	309	27	27	
TOTALS	RPI 1-25	RPI 26-50	W-L RECORDS	RPI 51-100	RPI 101-150	RPI 150+				
9- 16	0- 0	0- 0	OVERALL	0- 4	0- 6	9- 6				
5- 6	0- 0	0- 0	HOME	0- 2	0- 3	5- 1				
4- 8	0- 0	0- 0	AWAY	0- 2	0- 2	4- 4				
0- 2	0- 0	0- 0	NEUTRAL	0- 0	0- 1	0- 1				
1- 6	0- 0	0- 0	NON-CONFERENCE	0- 1	0- 3	1- 2				
0- 2	0- 0	0- 0	HOME	0- 0	0- 2	0- 0				
1- 2	0- 0	0- 0	AWAY	0- 1	0- 0	1- 1				
0- 2	0- 0	0- 0	NEUTRAL	0- 0	0- 1	0- 1				
8- 10	0- 0	0- 0	CONFERENCE	0- 3	0- 3	8- 4				
5- 4	0- 0	0- 0	HOME	0- 2	0- 1	5- 1				
3- 6	0- 0	0- 0	AWAY	0- 1	0- 2	3- 3				
0- 0	0- 0	0- 0	NEUTRAL	0- 0	0- 0	0- 0				

RPI S	Opponent	Score	RPI S	Opponent	Score	RPI S	Opponent	Score	RPI S	Opponent	Score	Team's RPI: 288
73	A Tulane	65 82	96	A Central Ark.	52 67	96	H Central Ark.	49 72	107	A Abilene Christian	65 77	
96	H Central Ark.	49 72	100	H SFA	65 96	130	N Alabama	63 84	131	A Lamar University	57 79	
						131	H Lamar University	67 83	145	H Louisiana Tech	56 66	
						150	H Louisiana	70 77	157	N Pittsburgh	65 71	
						162	A TCU	70 74	219	A New Orleans	85 92	
						219	H New Orleans	59 71	287	A A&M-Corpus Christi	66 77	
						290	H Nicholls St.	59 52	293	A Northwestern St.	68 63	
						293	H Northwestern St.	68 52	329	A Southeastern La.	86 83	
						330	A La.-Monroe	78 52	332	H Incarnate Word	78 61	
						338	A Houston Baptist	68 72	338	H Houston Baptist	68 53	
						339	A Sam Houston St.	61 58	339	H Sam Houston St.	79 56	
LAST 12 Division I GAMES:												
131	H Lamar University	67 83	332	H Incarnate Word	78 61	131	A Lamar University	57 79				
339	A Sam Houston St.	61 58	96	H Central Ark.	49 72	107	A Abilene Christian	65 77				
287	A A&M-Corpus Christi	66 77	219	H New Orleans	59 71	293	H Northwestern St.	68 52				
338	A Houston Baptist	68 72										
290	H Nicholls St.	59 52										
219	A New Orleans	85 92										

Non-Div I Games: LSU-Alexandria 100 66 Louisiana Col. 88 47 Southern-N.O. 94 65 Wiley 72 56  
McNeese

Loss, Non-Conf, S Site, H Home A Away N Neutral

Average RPI Win:	156	WON-LOST	WINNING	LAST 10	STRENGTH OF	OPP. STRENGTH	TEAM	ADJ.	CONF.	ADJ CONF.
Average RPI Loss:	124	RECORD	PCT. RANK	GAMES	SCHEDULE	OF SCHEDULE	RPI	RPI	RPI	RPI
DIV. I ONLY	14- 16	194	5- 5	105	76	160	160	5	5	
DIV. I NON-CONF.	7- 6	157	0- 0	280	162	223	223	5	5	
TOTALS	RPI 1-25	RPI 26-50	W-L RECORDS	RPI 51-100	RPI 101-150	RPI 150+				
14- 16	0- 3	1- 2	OVERALL	2- 2	4- 2	7- 7				
11- 5	0- 1	1- 1	HOME	1- 1	3- 0	6- 2				
3- 9	0- 2	0- 1	AWAY	1- 1	1- 1	1- 4				
0- 2	0- 0	0- 0	NEUTRAL	0- 0	0- 1	0- 1				
7- 6	0- 0	0- 1	NON-CONFERENCE	0- 0	2- 0	5- 5				
6- 2	0- 0	0- 1	HOME	0- 0	2- 0	4- 1				
1- 3	0- 0	0- 0	AWAY	0- 0	0- 0	1- 3				
0- 1	0- 0	0- 0	NEUTRAL	0- 0	0- 0	0- 1				
7- 10	0- 3	1- 1	CONFERENCE	2- 2	2- 2	2- 2				
5- 3	0- 1	1- 0	HOME	1- 1	1- 0	2- 1				
2- 6	0- 2	0- 1	AWAY	1- 1	1- 1	0- 1				
0- 1	0- 0	0- 0	NEUTRAL	0- 0	0- 1	0- 0				

RPI S Opponent	Score	RPI S Opponent	Score	RPI S Opponent	Score	RPI S Opponent	Score	RPI 101+ Team's RPI: 160	Score
1 A UConn	48 91	30 A South Fla.	49 79	73 A Tulane	55 52	102 A UCF	65 62		
18 A Temple	51 66	30 H South Fla.	62 57	73 H Tulane	57 56	102 H UCF	65 59		
18 H Temple	67 73	45 H Little Rock	44 54	99 A SMU	44 53	110 H Vanderbilt	75 59		
				99 H SMU	39 60	141 A Tulsa	52 57		
						141 N Tulsa	55 60		
						145 H Louisiana Tech	56 54		
						151 H Missouri St.	69 60		
						165 A Southern Ill.	61 69		
						166 H East Carolina	72 50		
						168 N Arkansas	61 91		
						170 H Houston	66 65		
						181 A Cincinnati	57 68		
						181 H Cincinnati	59 66		
						185 H Kansas	58 68		
						205 A Illinois	64 54		
						228 A Samford	42 48		
						268 H Southeast Mo. St.	65 63		
						281 A Nevada	67 75		
						290 H Nicholls St.	73 62		
						293 H Northwestern St.	54 38		
LAST 12 Division I GAMES:									
141 N Tulsa	55 60	73 A Tulane	55 52						
73 H Tulane	57 56	30 H South Fla.	62 57						
1 A UConn	48 91	99 A SMU	44 53						
99 H SMU	39 60	102 H UCF	65 59						
181 A Cincinnati	57 68	170 H Houston	66 65						
166 H East Carolina	72 50	18 A Temple	51 66						

Non-Div I Games:

Memphis

■ Loss, 
■ Non-Conf, 
■ S Site, 
■ Home 
■ A Away 
N Neutral

Average RPI Win:	241	WON-LOST	WINNING	LAST 10	STRENGTH OF	OPP. STRENGTH	TEAM	ADJ.	CONF.	ADJ CONF.
Average RPI Loss:	62	RECORD	PCT. RANK	GAMES	SCHEDULE	OF SCHEDULE	RPI	RPI	RPI	RPI
DIV. I ONLY	22- 5	17	9- 1	302	143	89	89	17	17	
DIV. I NON-CONF.	8- 3	67	0- 0	325	66	133	133	20	20	
TOTALS	RPI 1-25	RPI 26-50	W-L RECORDS	RPI 51-100	RPI 101-150	RPI 150+				
22- 5	0- 1	0- 0	OVERALL	0- 4	0- 0	22- 0				
9- 2	0- 1	0- 0	HOME	0- 1	0- 0	9- 0				
11- 3	0- 0	0- 0	AWAY	0- 3	0- 0	11- 0				
2- 0	0- 0	0- 0	NEUTRAL	0- 0	0- 0	2- 0				
8- 3	0- 1	0- 0	NON-CONFERENCE	0- 2	0- 0	8- 0				
3- 1	0- 1	0- 0	HOME	0- 0	0- 0	3- 0				
5- 2	0- 0	0- 0	AWAY	0- 2	0- 0	5- 0				
0- 0	0- 0	0- 0	NEUTRAL	0- 0	0- 0	0- 0				
14- 2	0- 0	0- 0	CONFERENCE	0- 2	0- 0	14- 0				
6- 1	0- 0	0- 0	HOME	0- 1	0- 0	6- 0				
6- 1	0- 0	0- 0	AWAY	0- 1	0- 0	6- 0				
2- 0	0- 0	0- 0	NEUTRAL	0- 0	0- 0	2- 0				

RPI 1-25			RPI 26-50			RPI 51-100 Team's RPI: 89			RPI 101+		
RPI	S	Opponent	Score	RPI	S	Opponent	Score	RPI	S	Opponent	Score
13	H	Florida St.	40 83					170	A	Houston	64 60
						58	A Georgia Tech	50 70	187	H Campbell	76 60
						78	A Chattanooga	50 70	201	A UNCG	77 64
						78	H Chattanooga	56 74	201	H UNCG	58 47
						85	A Georgia	64 72	203	A ETSU	71 56
									203	H ETSU	72 55
									205	A Illinois	51 33
									228	A Samford	76 68
									228	H Samford	59 49
									228	N Samford	63 52
									232	A Ga. Southern	77 56
									238	A Wofford	61 46
									238	H Wofford	54 39
									238	N Wofford	67 42
									257	A Furman	68 47
									257	H Furman	76 52
									274	H Kennesaw St.	61 46
									278	A Davidson	67 60
									279	A Western Caro.	59 57
									279	H Western Caro.	84 53
									337	H Fla. Atlantic	74 57
									341	A Winthrop	71 48
LAST 12 Division I GAMES:											
228	N	Samford	63 52	279	H	Western Caro.	84 53				
238	N	Wofford	67 42	203	A	ETSU	71 56				
228	A	Samford	76 68	78	A	Chattanooga	50 70				
257	A	Furman	68 47	228	H	Samford	59 49				
238	A	Wofford	61 46	238	H	Wofford	54 39				
201	H	UNCG	58 47	257	H	Furman	76 52				

Non-Div I Games: West Ga. 67 36 Paine 93 50 Emmanuel (GA) 84 70

Mercer

Loss, Non-Conf, S Site, H Home A Away N Neutral

Average RPI Win:	126	WON-LOST	WINNING	LAST 10	STRENGTH OF	OPP. STRENGTH	TEAM	ADJ.	CONF.	ADJ CONF.
Average RPI Loss:	12	RECORD	PCT. RANK	GAMES	SCHEDULE	OF SCHEDULE	RPI	RPI	RPI	RPI
DIV. I ONLY	23- 8	49	7- 3	20	20	15	15	3	3	
DIV. I NON-CONF.	11- 1	12	0- 0	137	60	17	17	4	4	
TOTALS	RPI 1-25	RPI 26-50	W-L RECORDS	RPI 51-100	RPI 101-150	RPI 150+				
23- 8	2- 7	1- 1	OVERALL	6- 0	8- 0	6- 0				
13- 2	0- 2	0- 0	HOME	3- 0	6- 0	4- 0				
7- 5	1- 4	1- 1	AWAY	2- 0	1- 0	2- 0				
3- 1	1- 1	0- 0	NEUTRAL	1- 0	1- 0	0- 0				
11- 1	1- 1	0- 0	NON-CONFERENCE	2- 0	4- 0	4- 0				
7- 0	0- 0	0- 0	HOME	1- 0	3- 0	3- 0				
3- 1	1- 1	0- 0	AWAY	1- 0	0- 0	1- 0				
1- 0	0- 0	0- 0	NEUTRAL	0- 0	1- 0	0- 0				
12- 7	1- 6	1- 1	CONFERENCE	4- 0	4- 0	2- 0				
6- 2	0- 2	0- 0	HOME	2- 0	3- 0	1- 0				
4- 4	0- 3	1- 1	AWAY	1- 0	1- 0	1- 0				
2- 1	1- 1	0- 0	NEUTRAL	1- 0	0- 0	0- 0				

RPI	S	Opponent	Score	RPI	S	Opponent	Score	RPI	S	Opponent	Score	RPI	S	Opponent	Score
2	H	Notre Dame	55 67	29	A	Syracuse	48 81	51	H	Virginia	63 52	104	A	Virginia Tech	79 69
7	A	Duke	70 83	37	A	North Carolina St.	67 64	58	H	Georgia Tech	75 70	104	H	Virginia Tech	82 75
7	N	Duke	52 57					58	N	Georgia Tech	87 71	111	H	Clemson	81 57
11	A	Louisville	59 63					69	A	St. John's (NY)	62 50	112	H	Charlotte	80 46
13	A	Florida St.	71 80					88	A	Wake Forest	79 56	118	H	North Carolina	100 88
13	H	Florida St.	66 81					97	H	Texas Tech	74 56	124	N	Albany (NY)	77 53
13	N	Florida St.	56 54									132	H	Old Dominion	66 56
14	A	Kentucky	66 82									137	H	Maine	76 51
25	A	Ohio St.	94 89									157	A	Pittsburgh	82 50
LAST 12 Division I GAMES:															
		7 N Duke	52 57			111 H Clemson	81 57								
		13 N Florida St.	56 54			51 H Virginia	63 52								
		58 N Georgia Tech	87 71			13 A Florida St.	71 80								
		58 H Georgia Tech	75 70			88 A Wake Forest	79 56								
		104 A Virginia Tech	79 69			175 H Boston College	58 51								
		7 A Duke	70 83			118 H North Carolina	100 88								

Non-Div I Games:

Miami (FL)

■ Loss, 
 ■ Non-Conf, S Site, 
 ■ Home 
 ■ Away 
 N Neutral

Average RPI Win:	271	WON-LOST	WINNING	LAST 10	STRENGTH OF	OPP. STRENGTH	TEAM	ADJ.	CONF.	ADJ CONF.
Average RPI Loss:	124	RECORD	PCT. RANK	GAMES	SCHEDULE	OF SCHEDULE	RPI	RPI	RPI	RPI
DIV. I ONLY	9- 20	272	4- 6	153	170	242	242	10	10	
DIV. I NON-CONF.	4- 7	224	0- 0	216	335	245	245	11	11	
TOTALS	RPI 1-25	RPI 26-50	W-L RECORDS	RPI 51-100	RPI 101-150	RPI 150+				
9- 20	0- 0	0- 1	OVERALL	0- 10	0- 2	9- 7				
2- 10	0- 0	0- 0	HOME	0- 5	0- 1	2- 4				
5- 8	0- 0	0- 1	AWAY	0- 5	0- 1	5- 1				
2- 2	0- 0	0- 0	NEUTRAL	0- 0	0- 0	2- 2				
4- 7	0- 0	0- 0	NON-CONFERENCE	0- 1	0- 1	4- 5				
0- 3	0- 0	0- 0	HOME	0- 1	0- 0	0- 2				
2- 2	0- 0	0- 0	AWAY	0- 0	0- 1	2- 1				
2- 2	0- 0	0- 0	NEUTRAL	0- 0	0- 0	2- 2				
5- 13	0- 0	0- 1	CONFERENCE	0- 9	0- 1	5- 2				
2- 7	0- 0	0- 0	HOME	0- 4	0- 1	2- 2				
3- 6	0- 0	0- 1	AWAY	0- 5	0- 0	3- 0				
0- 0	0- 0	0- 0	NEUTRAL	0- 0	0- 0	0- 0				

RPI S	Opponent	Score	RPI S	Opponent	Score	RPI S	Opponent	Score	RPI S	Opponent	Score	Team's RPI: 242
			38 A	Central Mich.	61 80	57 A	Ohio	63 77	115 H	Ball St.	60 81	
						57 H	Ohio	62 79	136 A	Wright St.	57 65	
						59 A	Toledo	50 64	167 N	La Salle	70 79	
						65 H	IUPUI	53 65	172 H	Western Mich.	60 85	
						91 A	Northern Ill.	76 89	181 H	Cincinnati	43 49	
						91 H	Northern Ill.	61 63	182 A	Morehead St.	43 77	
						93 A	Kent St.	66 84	192 N	Providence	59 75	
						93 H	Kent St.	51 78	236 H	Indiana St.	54 62	
						94 A	Buffalo	45 71	239 A	Akron	66 62	
						94 H	Buffalo	51 68	239 H	Akron	54 49	
									258 A	Bowling Green	75 65	
									258 H	Bowling Green	59 61	
									262 A	Austin Peay	73 58	
									270 N	Eastern Ky.	65 54	
									283 A	Eastern Mich.	79 63	
									283 H	Eastern Mich.	72 61	
									294 A	Northern Ky.	60 50	
									313 N	Fort Wayne	69 47	
LAST 12 Division I GAMES:												
258 A	Bowling Green	75 65	283 A	Eastern Mich.	79 63							
93 H	Kent St.	51 78	239 H	Akron	54 49							
57 A	Ohio	63 77	115 H	Ball St.	60 81							
239 A	Akron	66 62	93 A	Kent St.	66 84							
258 H	Bowling Green	59 61	57 H	Ohio	62 79							
91 H	Northern Ill.	61 63	91 A	Northern Ill.	76 89							

Non-Div I Games: Cedarville 70 57 Northwood 64 49

Miami (OH)

Loss, Non-Conf, S Site, H Home A Away N Neutral



## Michigan

Through Games Of March 4, 2017

Average RPI Win:	164	WON-LOST	WINNING	LAST 10	STRENGTH OF	OPP. STRENGTH	TEAM	ADJ.	CONF.	ADJ CONF.
Average RPI Loss:	53	RECORD	PCT. RANK	GAMES	SCHEDULE	OF SCHEDULE	RPI	RPI	RPI	RPI
DIV. I ONLY	22- 9	64	6- 4	95	72	44	44	6	6	
DIV. I NON-CONF.	11- 3	53	0- 0	128	139	50	50	6	6	
TOTALS	RPI 1-25	RPI 26-50	W-L RECORDS	RPI 51-100	RPI 101-150	RPI 150+				
22- 9	0- 4	1- 3	OVERALL	7- 1	1- 0	13- 1				
14- 1	0- 0	1- 1	HOME	4- 0	1- 0	8- 0				
6- 6	0- 3	0- 1	AWAY	2- 1	0- 0	4- 1				
2- 2	0- 1	0- 1	NEUTRAL	1- 0	0- 0	1- 0				
11- 3	0- 2	0- 0	NON-CONFERENCE	3- 0	1- 0	7- 1				
7- 0	0- 0	0- 0	HOME	1- 0	1- 0	5- 0				
2- 2	0- 1	0- 0	AWAY	1- 0	0- 0	1- 1				
2- 1	0- 1	0- 0	NEUTRAL	1- 0	0- 0	1- 0				
11- 6	0- 2	1- 3	CONFERENCE	4- 1	0- 0	6- 0				
7- 1	0- 0	1- 1	HOME	3- 0	0- 0	3- 0				
4- 4	0- 2	0- 1	AWAY	1- 1	0- 0	3- 0				
0- 1	0- 0	0- 1	NEUTRAL	0- 0	0- 0	0- 0				

RPI 1-25				RPI 26-50				Team's RPI: 44	RPI 51-100				RPI 101+			
RPI	S	Opponent	Score	RPI	S	Opponent	Score		RPI	S	Opponent	Score	RPI	S	Opponent	Score
9	A	UCLA	64 84	42	H	Michigan St.	68 86		56	A	Purdue	72 62	146	H	Oakland	101 63
13	N	Florida St.	62 76	42	N	Michigan St.	64 74		57	H	Ohio	69 46	172	H	Western Mich.	66 40
17	A	Maryland	70 83	48	A	Indiana	61 72		58	A	Georgia Tech	92 52	190	H	American	82 33
25	A	Ohio St.	87 96	48	H	Indiana	78 74		62	H	Iowa	72 70	197	A	Nebraska	84 51
									68	H	Northwestern	80 54	197	H	Nebraska	88 60
									70	H	Minnesota	84 69	200	A	Xavier	58 61
									75	N	Gonzaga	78 66	205	A	Illinois	86 70
									84	A	Penn St.	75 76	212	A	Wisconsin	73 56
													212	H	Wisconsin	75 66
													216	H	Howard	109 41
													223	H	Rutgers	63 50
													259	A	San Diego St.	92 57
													263	H	Niagara	107 35
													273	H	Vermont	78 56
													341	N	Winthrop	76 39
LAST 12 Division I GAMES:																
		42 N Michigan St.	64 74			56 A Purdue	72 62									
		84 A Penn St.	75 76			62 H Iowa	72 70									
		197 H Nebraska	88 60			205 A Illinois	86 70									
		42 H Michigan St.	68 86			68 H Northwestern	80 54									
		48 A Indiana	61 72			197 A Nebraska	84 51									
		212 H Wisconsin	75 66			17 A Maryland	70 83									

Non-Div I Games:

Michigan

■ Loss, 
■ Non-Conf, S Site, 
■ Home 
■ Away 
N Neutral

Average RPI Win:	138	WON-LOST	WINNING	LAST 10	STRENGTH OF	OPP. STRENGTH	TEAM	ADJ.	CONF.	ADJ CONF.
Average RPI Loss:	69	RECORD	PCT. RANK	GAMES	SCHEDULE	OF SCHEDULE	RPI	RPI	RPI	RPI
DIV. I ONLY	21- 11	92	6- 4	56	56	42	42	6	6	
DIV. I NON-CONF.	10- 3	54	0- 0	62	61	31	31	6	6	
TOTALS	RPI 1-25	RPI 26-50	W-L RECORDS	RPI 51-100	RPI 101-150	RPI 150+				
21- 11	1- 3	4- 2	OVERALL	4- 4	3- 0	9- 2				
11- 3	1- 2	1- 0	HOME	3- 1	2- 0	4- 0				
7- 7	0- 0	2- 2	AWAY	1- 3	0- 0	4- 2				
3- 1	0- 1	1- 0	NEUTRAL	0- 0	1- 0	1- 0				
10- 3	0- 1	1- 2	NON-CONFERENCE	1- 0	3- 0	5- 0				
5- 1	0- 1	0- 0	HOME	1- 0	2- 0	2- 0				
4- 2	0- 0	1- 2	AWAY	0- 0	0- 0	3- 0				
1- 0	0- 0	0- 0	NEUTRAL	0- 0	1- 0	0- 0				
11- 8	1- 2	3- 0	CONFERENCE	3- 4	0- 0	4- 2				
6- 2	1- 1	1- 0	HOME	2- 1	0- 0	2- 0				
3- 5	0- 0	1- 0	AWAY	1- 3	0- 0	1- 2				
2- 1	0- 1	1- 0	NEUTRAL	0- 0	0- 0	1- 0				

RPI 1-25					RPI 26-50					Team's RPI: 42		RPI 51-100					RPI 101+				
RPI	S	Opponent	Score		RPI	S	Opponent	Score				RPI	S	Opponent	Score		RPI	S	Opponent	Score	
2	H	Notre Dame	61	79	29	A	Syracuse	64	75			56	A	Purdue	54	66	135	N	Delaware	81	64
17	H	Maryland	72	89	34	A	Oregon	55	88			56	H	Purdue	66	76	146	H	Oakland	81	74
17	N	Maryland	89	100	40	A	Quinnipiac	71	54			62	A	Iowa	83	87	148	H	Northeastern	78	44
25	H	Ohio St.	94	75	44	A	Michigan	86	68			68	A	Northwestern	65	76	158	A	CSUN	63	59
					44	N	Michigan	74	64			70	A	Minnesota	93	74	172	A	Western Mich.	68	64
					48	H	Indiana	69	60			70	H	Minnesota	85	69	197	A	Nebraska	74	76
												84	H	Penn St.	73	64	197	H	Nebraska	93	73
												87	H	Wyoming	63	51	205	H	Illinois	71	47
																	212	A	Wisconsin	81	57
																	212	N	Wisconsin	70	63
																	223	A	Rutgers	58	62
																	227	H	Southern U.	70	55
																	278	H	Davidson	70	34
																	301	A	Rhode Island	85	48
LAST 12 Division I GAMES:																					
		17	N	Maryland			89	100			70	H	Minnesota			85	69				
		44	N	Michigan			74	64			17	H	Maryland			72	89				
		212	N	Wisconsin			70	63			62	A	Iowa			83	87				
		197	A	Nebraska			74	76			48	H	Indiana			69	60				
		84	H	Penn St.			73	64			70	A	Minnesota			93	74				
		44	A	Michigan			86	68			212	A	Wisconsin			81	57				

Non-Div I Games:

Michigan St.

■ Loss, 
 ■ Non-Conf, 
 ■ S Site, 
 ■ Home 
 ■ A Away 
 N Neutral

Average RPI Win:	208	WON-LOST	WINNING	LAST 10	STRENGTH OF	OPP. STRENGTH	TEAM	ADJ.	CONF.	ADJ CONF.
Average RPI Loss:	47	RECORD	PCT. RANK	GAMES	SCHEDULE	OF SCHEDULE	RPI	RPI	RPI	RPI
DIV. I ONLY	20- 9	71	9- 1	114	92	82	82	14	14	
DIV. I NON-CONF.	5- 6	186	0- 0	34	4	104	104	16	16	
TOTALS	RPI 1-25	RPI 26-50	W-L RECORDS	RPI 51-100	RPI 101-150	RPI 150+				
20- 9	0- 2	1- 3	OVERALL	1- 3	3- 1	15- 0				
11- 5	0- 1	1- 2	HOME	1- 2	0- 0	9- 0				
9- 4	0- 1	0- 1	AWAY	0- 1	3- 1	6- 0				
0- 0	0- 0	0- 0	NEUTRAL	0- 0	0- 0	0- 0				
5- 6	0- 2	1- 1	NON-CONFERENCE	1- 3	0- 0	3- 0				
3- 4	0- 1	1- 1	HOME	1- 2	0- 0	1- 0				
2- 2	0- 1	0- 0	AWAY	0- 1	0- 0	2- 0				
0- 0	0- 0	0- 0	NEUTRAL	0- 0	0- 0	0- 0				
15- 3	0- 0	0- 2	CONFERENCE	0- 0	3- 1	12- 0				
8- 1	0- 0	0- 1	HOME	0- 0	0- 0	8- 0				
7- 2	0- 0	0- 1	AWAY	0- 0	3- 1	4- 0				
0- 0	0- 0	0- 0	NEUTRAL	0- 0	0- 0	0- 0				

RPI 1-25				RPI 26-50				RPI 51-100				Team's RPI: 82	RPI 101+			
RPI	S	Opponent	Score	RPI	S	Opponent	Score	RPI	S	Opponent	Score		RPI	S	Opponent	Score
11	H	Louisville	72 91	33	H	Arizona St.	48 69	51	A	Virginia	51 63		112	A	Charlotte	83 81
14	A	Kentucky	48 61	38	H	Central Mich.	79 69	57	H	Ohio	52 73		120	A	Southern Miss.	61 81
				39	A	Western Ky.	51 66	58	H	Georgia Tech	60 61		132	A	Old Dominion	80 63
				39	H	Western Ky.	75 82	73	H	Tulane	62 59		145	A	Louisiana Tech	79 65
													151	A	Missouri St.	71 52
													163	H	Rice	71 61
													173	A	UAB	64 61
													173	H	UAB	87 56
													178	H	UTSA	77 63
													196	H	North Texas	60 52
													243	A	Marshall	72 63
													243	H	Marshall	94 69
													262	H	Austin Peay	82 51
													282	A	Tennessee Tech	73 62
													299	H	UTEP	76 53
													307	A	FIU	88 53
													307	H	FIU	95 43
													337	A	Fla. Atlantic	71 59
													337	H	Fla. Atlantic	87 69
LAST 12 Division I GAMES:																
				337	A	Fla. Atlantic	71 59					132	A	Old Dominion	80 63	
				307	A	FIU	88 53					299	H	UTEP	76 53	
				173	H	UAB	87 56					178	H	UTSA	77 63	
				243	H	Marshall	94 69					145	A	Louisiana Tech	79 65	
				39	H	Western Ky.	75 82					120	A	Southern Miss.	61 81	
				112	A	Charlotte	83 81					337	H	Fla. Atlantic	87 69	

Non-Div I Games:

Middle Tenn.

■ Loss, 
 ■ Non-Conf, S Site, 
 ■ Home 
 ■ Away 
 N Neutral

## Milwaukee

Through Games Of March 4, 2017

Average RPI Win:	256	WON-LOST	WINNING	LAST 10	STRENGTH OF	OPP. STRENGTH	TEAM	ADJ.	CONF.	ADJ CONF.
Average RPI Loss:	123	RECORD	PCT. RANK	GAMES	SCHEDULE	OF SCHEDULE	RPI	RPI	RPI	RPI
DIV. I ONLY	19- 10	95	5- 4	308	207	153	153	19	19	
DIV. I NON-CONF.	8- 3	67	1- 0	335	170	173	173	21	21	
TOTALS	RPI 1-25	RPI 26-50	W-L RECORDS	RPI 51-100	RPI 101-150	RPI 150+				
19- 10	0- 0	1- 2	OVERALL	1- 2	0- 4	17- 2				
11- 3	0- 0	1- 0	HOME	1- 1	0- 2	9- 0				
7- 7	0- 0	0- 2	AWAY	0- 1	0- 2	7- 2				
1- 0	0- 0	0- 0	NEUTRAL	0- 0	0- 0	1- 0				
8- 3	0- 0	0- 1	NON-CONFERENCE	1- 2	0- 0	7- 0				
4- 1	0- 0	0- 0	HOME	1- 1	0- 0	3- 0				
3- 2	0- 0	0- 1	AWAY	0- 1	0- 0	3- 0				
1- 0	0- 0	0- 0	NEUTRAL	0- 0	0- 0	1- 0				
11- 7	0- 0	1- 1	CONFERENCE	0- 0	0- 4	10- 2				
7- 2	0- 0	1- 0	HOME	0- 0	0- 2	6- 0				
4- 5	0- 0	0- 1	AWAY	0- 0	0- 2	4- 2				
0- 0	0- 0	0- 0	NEUTRAL	0- 0	0- 0	0- 0				

RPI 1-25				RPI 26-50				RPI 51-100				RPI 101+				Team's RPI: 153	
RPI	S	Opponent	Score	RPI	S	Opponent	Score	RPI	S	Opponent	Score	RPI	S	Opponent	Score		
				28	A	Green Bay	47 89	68	H	Northwestern	63 65	136	A	Wright St.	52 62		
				28	H	Green Bay	72 60	74	H	Western Ill.	76 68	136	H	Wright St.	51 69		
				32	A	Marquette	74 85	91	A	Northern Ill.	104 114	146	A	Oakland	63 77		
												146	H	Oakland	73 75		
												155	A	Detroit Mercy	63 77		
												155	H	Detroit Mercy	81 69		
												180	A	Cleveland St.	80 78		
												180	H	Cleveland St.	76 72		
												212	H	Wisconsin	80 63		
												273	A	Vermont	68 44		
												292	A	Valparaiso	85 74		
												292	H	Valparaiso	80 64		
												294	A	Northern Ky.	51 72		
												294	H	Northern Ky.	72 44		
												298	H	North Dakota St.	79 74		
												314	A	Illinois St.	68 60		
												317	A	Youngstown St.	78 74		
												317	H	Youngstown St.	86 82		
												318	A	Ill.-Chicago	88 65		
												318	H	Ill.-Chicago	83 55		
												323	A	Loyola Chicago	73 46		
												336	N	LIU Brooklyn	88 50		
												344	H	Chicago St.	71 49		
LAST 12 Division I GAMES:																	
				28	H	Green Bay	72 60	317	H	Youngstown St.	86 82						
				273	A	Vermont	68 44	146	A	Oakland	63 77						
				136	A	Wright St.	52 62	155	A	Detroit Mercy	63 77						
				294	A	Northern Ky.	51 72	317	A	Youngstown St.	78 74						
				292	H	Valparaiso	80 64	180	A	Cleveland St.	80 78						
				180	H	Cleveland St.	76 72	28	A	Green Bay	47 89						

Non-Div I Games:

Milwaukee

■ Loss, 
 ■ Non-Conf, S Site, 
 ■ Home 
 ■ Away 
 N Neutral

Average RPI Win:	137	WON-LOST	WINNING	LAST 10	STRENGTH OF	OPP. STRENGTH	TEAM	ADJ.	CONF.	ADJ CONF.
Average RPI Loss:	44	RECORD	PCT. RANK	GAMES	SCHEDULE	OF SCHEDULE	RPI	RPI	RPI	RPI
DIV. I ONLY	15- 16	174	4- 6	6	63	70	70	6	6	
DIV. I NON-CONF.	9- 4	85	0- 0	12	31	33	33	6	6	
TOTALS	RPI 1-25	RPI 26-50	W-L RECORDS	RPI 51-100	RPI 101-150	RPI 150+				
15- 16	0- 7	1- 4	OVERALL	5- 4	2- 1	7- 0				
11- 5	0- 3	1- 1	HOME	4- 1	0- 0	6- 0				
3- 8	0- 3	0- 3	AWAY	0- 2	2- 0	1- 0				
1- 3	0- 1	0- 0	NEUTRAL	1- 1	0- 1	0- 0				
9- 4	0- 2	1- 0	NON-CONFERENCE	3- 1	2- 1	3- 0				
7- 1	0- 1	1- 0	HOME	3- 0	0- 0	3- 0				
2- 1	0- 1	0- 0	AWAY	0- 0	2- 0	0- 0				
0- 2	0- 0	0- 0	NEUTRAL	0- 1	0- 1	0- 0				
6- 12	0- 5	0- 4	CONFERENCE	2- 3	0- 0	4- 0				
4- 4	0- 2	0- 1	HOME	1- 1	0- 0	3- 0				
1- 7	0- 2	0- 3	AWAY	0- 2	0- 0	1- 0				
1- 1	0- 1	0- 0	NEUTRAL	1- 0	0- 0	0- 0				

RPI 1-25				RPI 26-50				RPI 51-100				RPI 101+			
RPI	S	Opponent	Score	RPI	S	Opponent	Score	RPI	S	Opponent	Score	RPI	S	Opponent	Score
3	A	South Carolina	58 98	42	A	Michigan St.	69 85	56	H	Purdue	54 67	118	N	North Carolina	77 91
13	H	Florida St.	61 75	42	H	Michigan St.	74 93	60	H	Belmont	75 74	143	A	VCU	79 69
17	A	Maryland	60 93	43	H	Harvard	103 87	62	A	Iowa	65 80	147	A	New Mexico	69 65
17	H	Maryland	72 83	44	A	Michigan	69 84	64	H	Georgetown	68 60	155	H	Detroit Mercy	111 91
17	N	Maryland	80 92	48	A	Indiana	62 78	68	H	Northwestern	71 61	156	H	Army West Point	70 52
25	A	Ohio St.	62 87					84	A	Penn St.	66 77	197	A	Nebraska	79 69
25	H	Ohio St.	76 88					84	N	Penn St.	70 64	198	H	Seton Hall	90 57
								85	N	Georgia	58 70	205	H	Illinois	78 50
								93	H	Kent St.	92 62	212	H	Wisconsin	88 60
												223	H	Rutgers	80 46
LAST 12 Division I GAMES:															
17	N	Maryland	80 92	223	H	Rutgers	80 46								
84	N	Penn St.	70 64	84	A	Penn St.	66 77								
68	H	Northwestern	71 61	197	A	Nebraska	79 69								
17	A	Maryland	60 93	42	H	Michigan St.	74 93								
56	H	Purdue	54 67	25	H	Ohio St.	76 88								
42	A	Michigan St.	69 85	62	A	Iowa	65 80								

Non-Div I Games:

Minnesota

■ Loss, 
■ Non-Conf, 
■ S Site, 
■ H Home 
■ A Away 
N Neutral

## Mississippi St.

## Through Games Of March 4, 2017

Average RPI Win:	94	WON-LOST	WINNING	LAST 10	STRENGTH OF	OPP. STRENGTH	TEAM	ADJ.	CONF.	ADJ CONF.
Average RPI Loss:	13	RECORD	PCT. RANK	GAMES	SCHEDULE	OF SCHEDULE	RPI	RPI	RPI	RPI
DIV. I ONLY	29- 3	4	8- 2	25	6	5	5	2	2	
DIV. I NON-CONF.	14- 0	1	0- 0	78	17	5	5	2	2	
TOTALS	RPI 1-25	RPI 26-50	W-L RECORDS	RPI 51-100	RPI 101-150	RPI 150+				
29- 3	6- 3	5- 0	OVERALL	7- 0	6- 0	5- 0				
10- 1	3- 1	1- 0	HOME	2- 0	2- 0	2- 0				
12- 2	2- 2	2- 0	AWAY	2- 0	4- 0	2- 0				
7- 0	1- 0	2- 0	NEUTRAL	3- 0	0- 0	1- 0				
14- 0	1- 0	2- 0	NON-CONFERENCE	5- 0	2- 0	4- 0				
3- 0	1- 0	0- 0	HOME	0- 0	0- 0	2- 0				
6- 0	0- 0	1- 0	AWAY	2- 0	2- 0	1- 0				
5- 0	0- 0	1- 0	NEUTRAL	3- 0	0- 0	1- 0				
15- 3	5- 3	3- 0	CONFERENCE	2- 0	4- 0	1- 0				
7- 1	2- 1	1- 0	HOME	2- 0	2- 0	0- 0				
6- 2	2- 2	1- 0	AWAY	0- 0	2- 0	1- 0				
2- 0	1- 0	1- 0	NEUTRAL	0- 0	0- 0	0- 0				

RPI	S	Opponent	Score	RPI	S	Opponent	Score	RPI	S	Opponent	Score	RPI	S	Opponent	Score
3	A	South Carolina	61 64	34	N	Oregon	75 63	54	N	Villanova	108 62	110	H	Vanderbilt	86 41
12	H	Texas	79 68	35	H	LSU	74 48	55	A	Iowa St.	85 81	116	A	Ole Miss	66 44
14	A	Kentucky	75 78	35	N	LSU	78 61	73	N	Tulane	66 49	116	H	Ole Miss	73 62
22	A	Tennessee	74 64	45	A	Little Rock	58 44	85	H	Georgia	58 49	120	A	Southern Miss.	72 50
22	H	Tennessee	64 82	46	A	Auburn	77 47	86	H	Florida	82 49	130	A	Alabama	67 54
23	A	Texas A&M	72 67					90	A	Southern California	76 72	137	A	Maine	87 43
23	H	Texas A&M	71 61					99	N	SMU	91 42	168	A	Arkansas	59 51
23	N	Texas A&M	66 50									206	N	San Jose St.	88 51
24	H	Missouri	70 53									211	H	Alabama St.	90 47
LAST 12 Division I GAMES:															
23	N	Texas A&M	66 50	116	A	Ole Miss	66 44								
35	N	LSU	78 61	110	H	Vanderbilt	86 41								
22	H	Tennessee	64 82	24	H	Missouri	70 53								
14	A	Kentucky	75 78	46	A	Auburn	77 47								
23	A	Texas A&M	72 67	23	H	Texas A&M	71 61								
85	H	Georgia	58 49	3	A	South Carolina	61 64								

Non-Div I Games:

Mississippi St.

■ Loss, 
 ■ Non-Conf, S Site, 
 ■ Home 
 ■ Away 
 N Neutral

Average RPI Win:	294	WON-LOST	WINNING	LAST 10	STRENGTH OF	OPP. STRENGTH	TEAM	ADJ.	CONF.	ADJ CONF.
Average RPI Loss:	201	RECORD	PCT. RANK	GAMES	SCHEDULE	OF SCHEDULE	RPI	RPI	RPI	RPI
DIV. I ONLY	8- 19	282	2- 8	307	326	309	309	30	30	
DIV. I NON-CONF.	1- 8	314	0- 0	113	142	262	262	30	30	
TOTALS	RPI 1-25	RPI 26-50	W-L RECORDS	RPI 51-100	RPI 101-150	RPI 150+				
8- 19	0- 1	0- 0	OVERALL	0- 0	0- 4	8- 14				
4- 7	0- 0	0- 0	HOME	0- 0	0- 1	4- 6				
4- 12	0- 0	0- 0	AWAY	0- 0	0- 1	4- 2				
0- 0	0- 0	0- 0	NEUTRAL	0- 0	0- 0	0- 0				
1- 8	0- 1	0- 0	NON-CONFERENCE	0- 0	0- 4	1- 3				
0- 2	0- 0	0- 0	HOME	0- 0	0- 1	0- 1				
1- 6	0- 1	0- 0	AWAY	0- 0	0- 3	1- 2				
0- 0	0- 0	0- 0	NEUTRAL	0- 0	0- 0	0- 0				
7- 11	0- 0	0- 0	CONFERENCE	0- 0	0- 0	7- 11				
4- 5	0- 0	0- 0	HOME	0- 0	0- 0	4- 5				
3- 6	0- 0	0- 0	AWAY	0- 0	0- 0	3- 6				
0- 0	0- 0	0- 0	NEUTRAL	0- 0	0- 0	0- 0				

RPI S	Opponent	Score	RPI S	Opponent	Score	RPI S	Opponent	Score	RPI S	Opponent	Score	Team's RPI: 309
6	A Baylor	36 101							106	H Colorado	64 76	
									116	A Ole Miss	30 67	
									120	A Southern Miss.	55 83	
									130	A Alabama	44 93	
									173	A UAB	46 80	
									191	A Texas Southern	54 60	
									191	H Texas Southern	75 74	
									209	A Grambling	67 88	
									209	H Grambling	51 82	
									211	A Alabama St.	57 71	
									211	H Alabama St.	73 79	
									212	A Wisconsin	61 103	
									227	A Southern U.	44 51	
									227	H Southern U.	51 62	
									264	H Murray St.	62 80	
									269	A Prairie View	65 96	
									269	H Prairie View	64 55	
									284	A Ark.-Pine Bluff	73 63	
									284	H Ark.-Pine Bluff	57 54	
									293	A Northwestern St.	68 64	
									304	A Alcorn	49 69	
									304	H Alcorn	60 68	
									333	A Jackson St.	62 57	
									333	H Jackson St.	60 63	
									349	A Alabama A&M	58 52	
									349	H Alabama A&M	60 58	
LAST 12 Division I GAMES:												
284	H	Ark.-Pine Bluff	57	54	304	H	Alcorn	60	68			
209	H	Grambling	51	82	211	A	Alabama St.	57	71			
333	H	Jackson St.	60	63	349	A	Alabama A&M	58	52			
191	A	Texas Southern	54	60	209	A	Grambling	67	88			
269	A	Prairie View	65	96	333	A	Jackson St.	62	57			
227	H	Southern U.	51	62	191	H	Texas Southern	75	74			

Non-Div I Games: Blue Mountain 66 40 Tougaloo 99 55

Mississippi Val.

Loss, Non-Conf, S Site, H Home A Away N Neutral

Average RPI Win:	120	WON-LOST	WINNING	LAST 10	STRENGTH OF	OPP. STRENGTH	TEAM	ADJ.	CONF.	ADJ CONF.
Average RPI Loss:	46	RECORD	PCT. RANK	GAMES	SCHEDULE	OF SCHEDULE	RPI	RPI	RPI	RPI
DIV. I ONLY	21- 10	81	7- 3	18	43	24	24	2	2	
DIV. I NON-CONF.	10- 4	80	0- 0	36	127	39	39	2	2	
TOTALS	RPI 1-25	RPI 26-50	W-L RECORDS	RPI 51-100	RPI 101-150	RPI 150+				
21- 10	4- 5	1- 1	OVERALL	3- 3	4- 1	9- 0				
15- 1	3- 0	1- 0	HOME	2- 0	2- 1	7- 0				
5- 7	0- 1	0- 0	AWAY	1- 0	2- 0	2- 0				
1- 2	1- 1	0- 0	NEUTRAL	0- 1	0- 0	0- 0				
10- 4	1- 1	0- 0	NON-CONFERENCE	1- 3	1- 0	7- 0				
8- 0	0- 0	0- 0	HOME	1- 0	1- 0	6- 0				
1- 3	0- 1	0- 0	AWAY	0- 2	0- 0	1- 0				
1- 1	1- 0	0- 0	NEUTRAL	0- 1	0- 0	0- 0				
11- 6	3- 4	1- 1	CONFERENCE	2- 0	3- 1	2- 0				
7- 1	3- 0	1- 0	HOME	1- 0	1- 1	1- 0				
4- 4	0- 3	0- 1	AWAY	1- 0	2- 0	1- 0				
0- 1	0- 1	0- 0	NEUTRAL	0- 0	0- 0	0- 0				

RPI	S	Opponent	Score	RPI	S	Opponent	Score	RPI	S	Opponent	Score	RPI	S	Opponent	Score
3	H	South Carolina	62 60	35	A	LSU	71 80	58	N	Georgia Tech	70 72	107	H	Abilene Christian	52 46
5	A	Mississippi St.	53 70	46	H	Auburn	68 53	65	A	IUPUI	45 73	110	A	Vanderbilt	74 68
10	A	Washington	66 79					74	H	Western Ill.	71 68	116	H	Ole Miss	100 65
14	A	Kentucky	62 64					85	H	Georgia	63 45	130	A	Alabama	65 56
14	H	Kentucky	73 67					86	A	Florida	74 67	130	H	Alabama	58 59
19	N	Creighton	72 63					95	A	Saint Louis	61 72	151	H	Missouri St.	73 49
22	A	Tennessee	66 77									168	A	Arkansas	60 46
23	H	Texas A&M	78 76									168	H	Arkansas	67 56
23	N	Texas A&M	48 62									179	H	UC Riverside	68 62
												184	H	Wichita St.	64 57
												197	A	Nebraska	55 35
												207	H	SIUE	72 60
												220	H	UT Martin	80 69
												236	H	Indiana St.	77 48
LAST 12 Division I GAMES:															
23	N	Texas A&M	48 62	22	A	Tennessee	66 77								
130	A	Alabama	65 56	5	A	Mississippi St.	53 70								
116	H	Ole Miss	100 65	14	H	Kentucky	73 67								
3	H	South Carolina	62 60	46	H	Auburn	68 53								
86	A	Florida	74 67	168	A	Arkansas	60 46								
168	H	Arkansas	67 56	23	H	Texas A&M	78 76								

Non-Div I Games:

Missouri



Average RPI Win:	232	WON-LOST	WINNING	LAST 10	STRENGTH OF	OPP. STRENGTH	TEAM	ADJ.	CONF.	ADJ CONF.
Average RPI Loss:	95	RECORD	PCT. RANK	GAMES	SCHEDULE	OF SCHEDULE	RPI	RPI	RPI	RPI
DIV. I ONLY	15- 13	155	7- 3	184	115	151	151	16	16	
DIV. I NON-CONF.	3- 7	250	0- 0	136	16	211	211	14	14	
TOTALS	RPI 1-25	RPI 26-50	W-L RECORDS	RPI 51-100	RPI 101-150	RPI 150+				
15- 13	0- 1	0- 5	OVERALL	0- 3	0- 0	15- 4				
8- 5	0- 0	0- 3	HOME	0- 1	0- 0	8- 1				
7- 7	0- 1	0- 2	AWAY	0- 1	0- 0	7- 3				
0- 1	0- 0	0- 0	NEUTRAL	0- 1	0- 0	0- 0				
3- 7	0- 1	0- 1	NON-CONFERENCE	0- 3	0- 0	3- 2				
2- 2	0- 0	0- 1	HOME	0- 1	0- 0	2- 0				
1- 4	0- 1	0- 0	AWAY	0- 1	0- 0	1- 2				
0- 1	0- 0	0- 0	NEUTRAL	0- 1	0- 0	0- 0				
12- 6	0- 0	0- 4	CONFERENCE	0- 0	0- 0	12- 2				
6- 3	0- 0	0- 2	HOME	0- 0	0- 0	6- 1				
6- 3	0- 0	0- 2	AWAY	0- 0	0- 0	6- 1				
0- 0	0- 0	0- 0	NEUTRAL	0- 0	0- 0	0- 0				



























































RPI 1-25				RPI 26-50				RPI 51-100				RPI 101+ Team's RPI: 151			
RPI	S	Opponent	Score	RPI	S	Opponent	Score	RPI	S	Opponent	Score	RPI	S	Opponent	Score
24	A	Missouri	49 73	26	A	Drake	91 98	68	A	Northwestern	52 75	152	A	Oral Roberts	56 78
				26	H	Drake	64 90	82	H	Middle Tenn.	52 71	160	A	Memphis	60 69
				45	H	Little Rock	47 58	90	N	Southern California	67 89	165	A	Southern Ill.	78 60
				47	A	UNI	64 65					165	H	Southern Ill.	73 59
				47	H	UNI	54 61					168	H	Arkansas	64 62
												184	A	Wichita St.	65 60
												184	H	Wichita St.	73 62
												185	A	Kansas	87 64
												196	H	North Texas	63 54
												236	A	Indiana St.	49 46
												236	H	Indiana St.	73 63
												237	A	Bradley	56 62
												237	H	Bradley	73 75
												240	A	Evansville	77 41
												240	H	Evansville	68 43
												314	A	Illinois St.	77 44
												314	H	Illinois St.	65 60
												323	A	Loyola Chicago	60 32
												323	H	Loyola Chicago	61 52
LAST 12 Division I GAMES:															
				47	A	UNI	64 65	240	H	Evansville	68 43				
				26	A	Drake	91 98	165	H	Southern Ill.	73 59				
				323	H	Loyola Chicago	61 52	184	A	Wichita St.	65 60				
				236	H	Indiana St.	73 63	236	A	Indiana St.	49 46				
				314	A	Illinois St.	77 44	323	A	Loyola Chicago	60 32				
				237	A	Bradley	56 62	237	H	Bradley	73 75				

Non-Div I Games: Alas. Anchorage 65 58

Missouri St.






■ Loss, 
 ■ Non-Conf, 
 ■ S Site, 
 ■ Home 
 ■ A Away 
 N Neutral

Average RPI Win: <b>240</b>	WON-LOST	WINNING	LAST 10	STRENGTH OF	OPP. STRENGTH	TEAM	ADJ.	CONF.	ADJ CONF.
Average RPI Loss: <b>178</b>	RECORD	PCT. RANK	GAMES	SCHEDULE	OF SCHEDULE	RPI	RPI	RPI	RPI
DIV. I ONLY	15- 16	174	5- 5	282	245	214	214	18	18
DIV. I NON-CONF.	5- 4	143	0- 0	314	328	215	215	17	17
TOTALS	RPI 1-25	RPI 26-50	W-L RECORDS	RPI 51-100	RPI 101-150	RPI 150+			
15- 16	0- 0	1- 1	OVERALL	0- 0	1- 5	13- 10			
7- 6	0- 0	1- 0	HOME	0- 0	1- 2	5- 4			
7- 8	0- 0	0- 1	AWAY	0- 0	0- 0	7- 1			
1- 2	0- 0	0- 0	NEUTRAL	0- 0	0- 1	1- 1			
5- 4	0- 0	0- 0	NON-CONFERENCE	0- 0	0- 1	5- 3			
1- 2	0- 0	0- 0	HOME	0- 0	0- 1	1- 1			
4- 1	0- 0	0- 0	AWAY	0- 0	0- 0	4- 1			
0- 1	0- 0	0- 0	NEUTRAL	0- 0	0- 0	0- 1			
10- 12	0- 0	1- 1	CONFERENCE	0- 0	1- 4	8- 7			
6- 4	0- 0	1- 0	HOME	0- 0	1- 1	4- 3			
3- 7	0- 0	0- 1	AWAY	0- 0	0- 2	3- 4			
1- 1	0- 0	0- 0	NEUTRAL	0- 0	0- 1	1- 0			

RPI S	Opponent	Score	RPI S	Opponent	Score	RPI S	Opponent	Score	RPI S	Opponent	Score	Team's RPI: 214
			40  Quinnipiac	54  74					109  Rider	63  75		
			40  Quinnipiac	61 58					109  Rider	69  71		
									109 N Rider	51  67		
									111  Clemson	47  60		
									144  Iona	54  60		
									144  Iona	75 65		
									159  Fairfield	60 53		
									159  Fairfield	68  71		
									174  Siena	76  85		
									174  Siena	86  91		
									183 N Hartford	72  75		
									189  Robert Morris	69 56		
									192  Providence	58  62		
									194  Sacred Heart	65 54		
									230  Marist	66  76		
									230  Marist	79 69		
									253  Canisius	54  74		
									253  Canisius	55 53		
									263  Niagara	45  66		
									263  Niagara	68 62		
									277  Manhattan	63 50		
									277  Manhattan	61  75		
									277 N Manhattan	62 46		
									283  Eastern Mich.	75 68		
									305  Lehigh	73 62		
									324  St. Francis Brooklyn	78  87		
LAST 12 Division I GAMES:												
			109 N Rider	51  67			277  Manhattan	61  75				
			277 N Manhattan	62 46			144  Iona	75 65				
			263  Niagara	68 62			326  Saint Peter's	58 42				
			277  Manhattan	63 50			40  Quinnipiac	54  74				
			109  Rider	63  75			109  Rider	69  71				
			230  Marist	66  76			174  Siena	86  91				

Non-Div I Games:

Monmouth

 Loss, 
  Non-Conf, 
  S Site, 
  H Home 
  A Away 
 N Neutral

M  
o  
n  
m  
o  
u  
t  
h

RPI S Opponent Score

Monmouth

Through Games Of March 4, 2017

RPI	S	Opponent	Score	
326	A	Saint Peter's	58	42
326	H	Saint Peter's	76	59
340	H	Fairleigh Dickinson	72	63

M  
o  
n  
m  
o  
u  
t  
h

Monmouth

Montana

Through Games Of March 4, 2017

Average RPI Win:	265	WON-LOST	WINNING	LAST 10	STRENGTH OF	OPP. STRENGTH	TEAM	ADJ.	CONF.	ADJ CONF.
Average RPI Loss:	169	RECORD	PCT. RANK	GAMES	SCHEDULE	OF SCHEDULE	RPI	RPI	RPI	RPI
DIV. I ONLY	5- 22	323	4- 6	189	267	325	325	20	20	
DIV. I NON-CONF.	1- 8	314	0- 0	181	313	330	330	18	18	
TOTALS	RPI 1-25	RPI 26-50	W-L RECORDS	RPI 51-100	RPI 101-150	RPI 150+				
5- 22	0- 0	0- 2	OVERALL	0- 4	0- 6	5- 10				
5- 8	0- 0	0- 1	HOME	0- 2	0- 2	5- 3				
0- 12	0- 0	0- 0	AWAY	0- 2	0- 4	0- 6				
0- 2	0- 0	0- 1	NEUTRAL	0- 0	0- 0	0- 1				
1- 8	0- 0	0- 2	NON-CONFERENCE	0- 2	0- 0	1- 4				
1- 3	0- 0	0- 1	HOME	0- 1	0- 0	1- 1				
0- 3	0- 0	0- 0	AWAY	0- 1	0- 0	0- 2				
0- 2	0- 0	0- 1	NEUTRAL	0- 0	0- 0	0- 1				
4- 14	0- 0	0- 0	CONFERENCE	0- 2	0- 6	4- 6				
4- 5	0- 0	0- 0	HOME	0- 1	0- 2	4- 2				
0- 9	0- 0	0- 0	AWAY	0- 1	0- 4	0- 4				
0- 0	0- 0	0- 0	NEUTRAL	0- 0	0- 0	0- 0				

RPI S	Opponent	Score	RPI S	Opponent	Score	RPI S	Opponent	Score	RPI S	Opponent	Score	Team's RPI: 325
31	N South Dakota St.	43 84	79	A Montana St.	54 71	114	A North Dakota	63 73				
49	H Colorado St.	49 63	79	H Montana St.	69 75	121	A Northern Colo.	46 65				
			87	H Wyoming	42 67	139	A Eastern Wash.	57 64				
			100	A SFA	46 54	139	H Eastern Wash.	46 60				
						142	A Idaho	50 75				
						142	H Idaho	59 86				
						169	A Idaho St.	43 61				
						169	H Idaho St.	68 53				
						186	H Utah St.	47 65				
						213	A Seattle U	44 60				
						234	A Portland St.	45 68				
						234	H Portland St.	44 64				
						249	A Weber St.	58 74				
						249	H Weber St.	71 46				
						280	A Sacramento St.	69 99				
						280	H Sacramento St.	60 73				
						285	H Southern Utah	64 55				
						289	H Northern Ariz.	60 59				
						308	N Massachusetts	58 59				
						332	H Incarnate Word	61 56				
						346	A Cal St. Fullerton	56 72				
LAST 12 Division I GAMES:												
169	H Idaho St.	68 53	285	H Southern Utah	64 55							
249	H Weber St.	71 46	79	H Montana St.	69 75							
79	A Montana St.	54 71	142	A Idaho	50 75							
234	A Portland St.	45 68	139	A Eastern Wash.	57 64							
280	A Sacramento St.	69 99	280	H Sacramento St.	60 73							
289	H Northern Ariz.	60 59	234	H Portland St.	44 64							

Non-Div I Games: Rocky Mountain 64 56 Great Falls 66 55

Montana

Loss, Non-Conf, S Site, H Home A Away N Neutral

Non-Conference				Through Games Of March 17, 2017						
Average RPI Win:	226	WON-LOST	WINNING	LAST 10	STRENGTH OF	OPP. STRENGTH	TEAM	ADJ.	CONF.	ADJ CONF.
Average RPI Loss:	143	RECORD	PCT. RANK	GAMES	SCHEDULE	OF SCHEDULE	RPI	RPI	RPI	RPI
DIV. I ONLY	20- 6	31	9- 1	274	212	79	79	20	20	
DIV. I NON-CONF.	5- 3	122	0- 0	253	135	109	109	18	18	
-----										
TOTALS	RPI 1-25	RPI 26-50		W-L RECORDS		RPI 51-100	RPI 101-150	RPI 150+		
20- 6	0- 0	0- 0		OVERALL		0- 2	5- 1	15- 3		
11- 0	0- 0	0- 0		HOME		0- 0	2- 0	9- 0		
8- 6	0- 0	0- 0		AWAY		0- 2	3- 1	5- 3		
1- 0	0- 0	0- 0		NEUTRAL		0- 0	0- 0	1- 0		
5- 3	0- 0	0- 0		NON-CONFERENCE		0- 2	0- 0	5- 1		
2- 0	0- 0	0- 0		HOME		0- 0	0- 0	2- 0		
2- 3	0- 0	0- 0		AWAY		0- 2	0- 0	2- 1		
1- 0	0- 0	0- 0		NEUTRAL		0- 0	0- 0	1- 0		
15- 3	0- 0	0- 0		CONFERENCE		0- 0	5- 1	10- 2		
9- 0	0- 0	0- 0		HOME		0- 0	2- 0	7- 0		
6- 3	0- 0	0- 0		AWAY		0- 0	3- 1	3- 2		
0- 0	0- 0	0- 0		NEUTRAL		0- 0	0- 0	0- 0		

[illegible]

Non-Div I Games:	Carroll (MT)	75	44	Great Falls	75	42
------------------	--------------	----	----	-------------	----	----

Montana St.

Loss, Non-Conf, S Site, H Home A Away N Neutral

Average RPI Win:	273	WON-LOST	WINNING	LAST 10	STRENGTH OF	OPP. STRENGTH	TEAM	ADJ.	CONF.	ADJ CONF.
Average RPI Loss:	165	RECORD	PCT. RANK	GAMES	SCHEDULE	OF SCHEDULE	RPI	RPI	RPI	RPI
DIV. I ONLY	19- 9	79	6- 4	340	236	182	182	26	26	
DIV. I NON-CONF.	8- 3	67	0- 0	345	164	200	200	26	26	
TOTALS	RPI 1-25	RPI 26-50	W-L RECORDS	RPI 51-100	RPI 101-150	RPI 150+				
19- 9	0- 1	0- 0	OVERALL	0- 3	0- 0	19- 5				
12- 2	0- 0	0- 0	HOME	0- 1	0- 0	12- 1				
7- 6	0- 1	0- 0	AWAY	0- 2	0- 0	7- 3				
0- 1	0- 0	0- 0	NEUTRAL	0- 0	0- 0	0- 1				
8- 3	0- 1	0- 0	NON-CONFERENCE	0- 1	0- 0	8- 1				
5- 1	0- 0	0- 0	HOME	0- 0	0- 0	5- 1				
3- 2	0- 1	0- 0	AWAY	0- 1	0- 0	3- 0				
0- 0	0- 0	0- 0	NEUTRAL	0- 0	0- 0	0- 0				
11- 6	0- 0	0- 0	CONFERENCE	0- 2	0- 0	11- 4				
7- 1	0- 0	0- 0	HOME	0- 1	0- 0	7- 0				
4- 4	0- 0	0- 0	AWAY	0- 1	0- 0	4- 3				
0- 1	0- 0	0- 0	NEUTRAL	0- 0	0- 0	0- 1				

RPI 1-25			RPI 26-50			RPI 51-100			RPI 101+ Team's RPI: 182		
RPI	S	Opponent	Score	RPI	S	RPI	S	Opponent	Score	RPI	S
14	A	Kentucky	47 74			53	A	West Virginia	53 94	207	H
						60	A	Belmont	76 96	220	A
						60	H	Belmont	59 91	242	H
										251	A
										251	H
										253	H
										254	A
										254	H
										255	H
										262	A
										264	H
										268	A
										270	A
										270	H
										270	N
										274	A
										282	A
										282	H
										283	H
										295	A
										297	H
										300	H
										331	A
										344	H
LAST 12 Division I GAMES:											
270	N	Eastern Ky.	67 73	268	A	Southeast Mo. St.	82 72				
251	H	Jacksonville St.	85 82	264	H	Murray St.	73 59				
282	A	Tennessee Tech	81 52	251	A	Jacksonville St.	68 69				
60	A	Belmont	76 96	282	H	Tennessee Tech	79 65				
254	H	Tennessee St.	87 74	270	H	Eastern Ky.	80 54				
270	A	Eastern Ky.	58 65	60	H	Belmont	59 91				

Non-Div I Games: Ky. Christian 100 52 Alice Lloyd 92 42

Morehead St.

■ Loss, 
 ■ Non-Conf, 
 ■ S Site, 
 ■ Home 
 ■ A Away 
 N Neutral

Average RPI Win: 289		WON-LOST	WINNING	LAST 10	STRENGTH OF	OPP. STRENGTH	TEAM	ADJ.	CONF.	ADJ CONF.
Average RPI Loss: 240		RECORD	PCT. RANK	GAMES	SCHEDULE	OF SCHEDULE	RPI	RPI	RPI	RPI
DIV. I ONLY		8- 20	287	7- 3	336	347	328	328	32	32
DIV. I NON-CONF.		1- 11	330	0- 0	180	339	317	317	31	31
TOTALS	RPI 1-25		RPI 26-50		W-L RECORDS		RPI 51-100		RPI 101-150	RPI 150+
8- 20	0- 0		0- 1		OVERALL		0- 1		0- 1	8- 17
4- 6	0- 0		0- 0		HOME		0- 0		0- 1	4- 5
4- 11	0- 0		0- 1		AWAY		0- 1		0- 0	4- 9
0- 3	0- 0		0- 0		NEUTRAL		0- 0		0- 0	0- 3
1- 11	0- 0		0- 1		NON-CONFERENCE		0- 1		0- 1	1- 8
0- 2	0- 0		0- 0		HOME		0- 0		0- 1	0- 1
1- 6	0- 0		0- 1		AWAY		0- 1		0- 0	1- 4
0- 3	0- 0		0- 0		NEUTRAL		0- 0		0- 0	0- 3
7- 9	0- 0		0- 0		CONFERENCE		0- 0		0- 0	7- 9
4- 4	0- 0		0- 0		HOME		0- 0		0- 0	4- 4
3- 5	0- 0		0- 0		AWAY		0- 0		0- 0	3- 5
0- 0	0- 0		0- 0		NEUTRAL		0- 0		0- 0	0- 0

[illegible]

Non-Div I Games: Washington Adventis79 28

Morgan St.

■ Loss, ■ Non-Conf, S Site, H Home A Away N Neutral

## Mt. St. Mary's

## Through Games Of March 4, 2017

Average RPI Win:	303	WON-LOST	WINNING	LAST 10	STRENGTH OF	OPP. STRENGTH	TEAM	ADJ.	CONF.	ADJ CONF.
Average RPI Loss:	213	RECORD	PCT. RANK	GAMES	SCHEDULE	OF SCHEDULE	RPI	RPI	RPI	RPI
DIV. I ONLY	12- 17	221	7- 3	312	344	291	291	31	31	
DIV. I NON-CONF.	2- 9	293	0- 0	192	308	316	316	32	32	
TOTALS	RPI 1-25	RPI 26-50	W-L RECORDS	RPI 51-100	RPI 101-150	RPI 150+				
12- 17	0- 1	0- 0	OVERALL	0- 1	0- 1	12- 14				
8- 6	0- 0	0- 0	HOME	0- 0	0- 0	8- 6				
4- 11	0- 1	0- 0	AWAY	0- 1	0- 1	4- 8				
0- 0	0- 0	0- 0	NEUTRAL	0- 0	0- 0	0- 0				
2- 9	0- 1	0- 0	NON-CONFERENCE	0- 1	0- 1	2- 6				
2- 3	0- 0	0- 0	HOME	0- 0	0- 0	2- 3				
0- 6	0- 1	0- 0	AWAY	0- 1	0- 1	0- 3				
0- 0	0- 0	0- 0	NEUTRAL	0- 0	0- 0	0- 0				
10- 8	0- 0	0- 0	CONFERENCE	0- 0	0- 0	10- 8				
6- 3	0- 0	0- 0	HOME	0- 0	0- 0	6- 3				
4- 5	0- 0	0- 0	AWAY	0- 0	0- 0	4- 5				
0- 0	0- 0	0- 0	NEUTRAL	0- 0	0- 0	0- 0				

RPI 1-25				RPI 26-50				RPI 51-100				RPI 101+ Team's RPI: 291			
RPI	S	Opponent	Score	RPI	S	Opponent	Score	RPI	S	Opponent	Score	RPI	S	Opponent	Score
17	A	Maryland	42 106					53	A	West Virginia	45 77	129	A	William & Mary	46 68
												157	A	Pittsburgh	54 89
												159	H	Fairfield	57 70
												189	A	Robert Morris	58 70
												189	H	Robert Morris	44 50
												194	A	Sacred Heart	45 49
												194	H	Sacred Heart	61 59
												216	A	Howard	62 95
												226	A	Saint Francis (PA)	66 58
												226	H	Saint Francis (PA)	88 97
												266	A	Bryant	62 78
												266	H	Bryant	61 53
												267	H	UMES	52 63
												271	A	Loyola Maryland	53 58
												286	H	Coppin St.	54 48
												305	H	Lehigh	57 74
												316	A	Central Conn. St.	58 68
												316	H	Central Conn. St.	81 66
												324	A	St. Francis Brooklyn	62 44
												324	H	St. Francis Brooklyn	55 71
												328	H	Morgan St.	65 50
												336	A	LIU Brooklyn	60 63
												336	H	LIU Brooklyn	56 43
												340	A	Fairleigh Dickinson	75 71
												340	H	Fairleigh Dickinson	61 50
												342	A	Wagner	70 59
LAST 12 Division I GAMES:															
324	H	St. Francis Brooklyn	55 71	266	H	Bryant	61 53								
336	H	LIU Brooklyn	56 43	316	H	Central Conn. St.	81 66								
342	A	Wagner	70 59	194	H	Sacred Heart	61 59								
340	A	Fairleigh Dickinson	75 71	189	H	Robert Morris	44 50								
189	A	Robert Morris	58 70	194	A	Sacred Heart	45 49								
226	A	Saint Francis (PA)	66 58	324	A	St. Francis Brooklyn	62 44								

Non-Div I Games:

Mt. St. Mary's

■ Loss, 
 ■ Non-Conf, 
 ■ S Site, 
 ■ H Home 
 ■ A Away 
 N Neutral



RPI	S	Opponent	Score
342	H	Wagner	66 47

Mt. St. Mary's

Average RPI Win:	279	WON-LOST	WINNING	LAST 10	STRENGTH OF	OPP. STRENGTH	TEAM	ADJ.	CONF.	ADJ CONF.
Average RPI Loss:	196	RECORD	PCT. RANK	GAMES	SCHEDULE	OF SCHEDULE	RPI	RPI	RPI	RPI
DIV. I ONLY	13- 14	183	3- 7	327	297	264	264	26	26	
DIV. I NON-CONF.	6- 5	148	0- 0	329	330	231	231	26	26	
TOTALS	RPI 1-25	RPI 26-50	W-L RECORDS	RPI 51-100	RPI 101-150	RPI 150+				
13- 14	0- 0	0- 0	OVERALL	0- 2	0- 1	13- 11				
7- 5	0- 0	0- 0	HOME	0- 1	0- 0	7- 4				
5- 8	0- 0	0- 0	AWAY	0- 1	0- 0	5- 7				
1- 1	0- 0	0- 0	NEUTRAL	0- 0	0- 1	1- 0				
6- 5	0- 0	0- 0	NON-CONFERENCE	0- 1	0- 1	6- 3				
3- 1	0- 0	0- 0	HOME	0- 0	0- 0	3- 1				
2- 3	0- 0	0- 0	AWAY	0- 1	0- 0	2- 2				
1- 1	0- 0	0- 0	NEUTRAL	0- 0	0- 1	1- 0				
7- 9	0- 0	0- 0	CONFERENCE	0- 1	0- 0	7- 8				
4- 4	0- 0	0- 0	HOME	0- 1	0- 0	4- 3				
3- 5	0- 0	0- 0	AWAY	0- 0	0- 0	3- 5				
0- 0	0- 0	0- 0	NEUTRAL	0- 0	0- 0	0- 0				

RPI 1-25				RPI 26-50				RPI 51-100				RPI 101+ Team's RPI: 264			
RPI	S	Opponent	Score	RPI	S	Opponent	Score	RPI	S	Opponent	Score	RPI	S	Opponent	Score
								57	A	Ohio	70 79	107	N	Abilene Christian	57 81
								60	H	Belmont	69 87	165	A	Southern Ill.	63 70
												182	A	Morehead St.	59 73
												201	H	UNCG	81 70
												203	A	ETSU	60 79
												207	A	SIUE	84 77
												207	H	SIUE	76 85
												220	A	UT Martin	82 83
												220	H	UT Martin	70 90
												240	H	Evansville	77 82
												251	A	Jacksonville St.	71 64
												254	H	Tennessee St.	80 72
												262	A	Austin Peay	63 75
												262	H	Austin Peay	67 62
												268	A	Southeast Mo. St.	70 79
												268	H	Southeast Mo. St.	67 80
												270	H	Eastern Ky.	70 64
												282	A	Tennessee Tech	54 72
												294	A	Northern Ky.	72 69
												297	H	Lipscomb	79 59
												300	A	Eastern Ill.	66 57
												300	H	Eastern Ill.	92 74
												309	A	Mississippi Val.	80 62
												332	N	Incarnate Word	72 68
												349	H	Alabama A&M	81 49
LAST 12 Division I GAMES:															
220	A	UT Martin	82 83	60	H	Belmont	69 87								
268	H	Southeast Mo. St.	67 80	182	A	Morehead St.	59 73								
207	H	SIUE	76 85	220	H	UT Martin	70 90								
300	A	Eastern Ill.	66 57	268	A	Southeast Mo. St.	70 79								
262	H	Austin Peay	67 62	262	A	Austin Peay	63 75								
270	H	Eastern Ky.	70 64	207	A	SIUE	84 77								

Non-Div I Games: Eureka 101 59 MacMurray 93 37

Murray St.

Loss, Non-Conf, S Site, H Home A Away N Neutral

Average RPI Win:	<b>283</b>	WON-LOST	WINNING	LAST 10	STRENGTH OF	OPP. STRENGTH	TEAM	ADJ.	CONF.	ADJ CONF.
Average RPI Loss:	<b>182</b>	RECORD	PCT. RANK	GAMES	SCHEDULE	OF SCHEDULE	RPI	RPI	RPI	RPI
DIV. I ONLY	<b>10- 17</b>	<b>245</b>	<b>5- 5</b>	<b>298</b>	<b>316</b>	<b>296</b>	<b>296</b>	<b>32</b>	<b>32</b>	
DIV. I NON-CONF.	<b>2- 9</b>	<b>293</b>	<b>0- 0</b>	<b>74</b>	<b>81</b>	<b>260</b>	<b>260</b>	<b>31</b>	<b>31</b>	
TOTALS	RPI 1-25	RPI 26-50	W-L RECORDS	RPI 51-100	RPI 101-150	RPI 150+				
10- 17	0- 1	0- 1	OVERALL	1- 2	0- 2	9- 11				
7- 5	0- 1	0- 1	HOME	1- 0	0- 0	6- 3				
3- 8	0- 0	0- 0	AWAY	0- 0	0- 1	3- 7				
0- 4	0- 0	0- 0	NEUTRAL	0- 2	0- 1	0- 1				
2- 9	0- 1	0- 1	NON-CONFERENCE	1- 2	0- 2	1- 3				
2- 2	0- 1	0- 1	HOME	1- 0	0- 0	1- 0				
0- 3	0- 0	0- 0	AWAY	0- 0	0- 1	0- 2				
0- 4	0- 0	0- 0	NEUTRAL	0- 2	0- 1	0- 1				
8- 8	0- 0	0- 0	CONFERENCE	0- 0	0- 0	8- 8				
5- 3	0- 0	0- 0	HOME	0- 0	0- 0	5- 3				
3- 5	0- 0	0- 0	AWAY	0- 0	0- 0	3- 5				
0- 0	0- 0	0- 0	NEUTRAL	0- 0	0- 0	0- 0				

RPI 1-25				RPI 26-50				RPI 51-100				RPI 101+ Team's RPI: 296			
RPI	S	Opponent	Score	RPI	S	Opponent	Score	RPI	S	Opponent	Score	RPI	S	Opponent	Score
9	H	UCLA	42 <b>83</b>	46	H	Auburn	36 <b>68</b>	53	N	West Virginia	64 <b>80</b>	105	A	FGCU	41 <b>67</b>
								57	H	Ohio	63 57	115	N	Ball St.	57 <b>76</b>
								86	N	Florida	38 <b>67</b>	171	A	Hampton	57 <b>64</b>
												177	H	Bethune-Cookman	60 <b>65</b>
												216	A	Howard	61 <b>69</b>
												216	H	Howard	63 55
												220	H	UT Martin	74 59
												225	A	Appalachian St.	58 <b>71</b>
												230	N	Marist	64 <b>69</b>
												232	A	Ga. Southern	50 <b>65</b>
												267	A	UMES	50 <b>58</b>
												267	H	UMES	57 <b>60</b>
												272	A	Norfolk St.	53 <b>69</b>
												286	A	Coppin St.	57 <b>65</b>
												303	H	Savannah St.	89 54
												328	A	Morgan St.	67 62
												331	H	Florida A&M	65 57
												334	A	N.C. Central	62 38
												334	H	N.C. Central	54 <b>58</b>
												347	A	Delaware St.	68 60
												347	H	Delaware St.	83 44
												348	H	South Carolina St.	66 54
LAST 12 Division I GAMES:															
334	H	N.C. Central	54 <b>58</b>	331	H	Florida A&M	65 57								
177	H	Bethune-Cookman	60 <b>65</b>	347	A	Delaware St.	68 60								
303	H	Savannah St.	89 54	272	A	Norfolk St.	53 <b>69</b>								
267	A	UMES	50 <b>58</b>	334	A	N.C. Central	62 38								
216	A	Howard	61 <b>69</b>	216	H	Howard	63 55								
348	H	South Carolina St.	66 54	328	A	Morgan St.	67 62								

Non-Div I Games: Francis Marion 72 65 Slippery Rock 70 59

N.C. A&amp;T

■ Loss, 
 ■ Non-Conf, S Site, 
 ■ Home 
 ■ Away 
 N Neutral

## N.C. Central

Through Games Of March 4, 2017

Average RPI Win:	311	WON-LOST	WINNING	LAST 10	STRENGTH OF	OPP. STRENGTH	TEAM	ADJ.	CONF.	ADJ CONF.
Average RPI Loss:	220	RECORD	PCT. RANK	GAMES	SCHEDULE	OF SCHEDULE	RPI	RPI	RPI	RPI
DIV. I ONLY	7- 19	296	5- 5	328	340	334	334	32	32	
DIV. I NON-CONF.	0- 10	335	0- 0	202	278	342	342	31	31	
TOTALS	RPI 1-25	RPI 26-50	W-L RECORDS	RPI 51-100	RPI 101-150	RPI 150+				
7- 19	0- 0	0- 1	OVERALL	0- 1	0- 1	7- 16				
5- 7	0- 0	0- 0	HOME	0- 0	0- 0	5- 7				
2- 12	0- 0	0- 1	AWAY	0- 1	0- 1	2- 9				
0- 0	0- 0	0- 0	NEUTRAL	0- 0	0- 0	0- 0				
0- 10	0- 0	0- 1	NON-CONFERENCE	0- 1	0- 1	0- 7				
0- 4	0- 0	0- 0	HOME	0- 0	0- 0	0- 4				
0- 6	0- 0	0- 1	AWAY	0- 1	0- 1	0- 3				
0- 0	0- 0	0- 0	NEUTRAL	0- 0	0- 0	0- 0				
7- 9	0- 0	0- 0	CONFERENCE	0- 0	0- 0	7- 9				
5- 3	0- 0	0- 0	HOME	0- 0	0- 0	5- 3				
2- 6	0- 0	0- 0	AWAY	0- 0	0- 0	2- 6				
0- 0	0- 0	0- 0	NEUTRAL	0- 0	0- 0	0- 0				

RPI 1-25			RPI 26-50			RPI 51-100			RPI 101+			Team's RPI: 334
RPI	S	Opponent	Score	RPI	S	Opponent	Score	RPI	S	Opponent	Score	
				37	A	North Carolina St.	33 83	56	A	Purdue	27 61	
										132	A	Old Dominion 52 83
										171	A	Hampton 36 60
										177	H	Bethune-Cookman 52 62
										187	A	Campbell 30 61
										201	H	UNCG 51 64
										216	A	Howard 48 62
										216	H	Howard 50 73
										231	H	Presbyterian 63 72
										238	H	Wofford 54 64
										245	A	Coastal Caro. 50 66
										257	A	Furman 40 60
										267	A	UMES 51 73
										267	H	UMES 68 59
										272	A	Norfolk St. 40 71
										286	A	Coppin St. 58 46
										296	A	N.C. A&T 58 54
										296	H	N.C. A&T 38 62
										303	H	Savannah St. 58 51
										315	H	USC Upstate 58 68
										328	A	Morgan St. 42 44
										331	H	Florida A&M 52 49
										347	A	Delaware St. 51 55
										347	H	Delaware St. 68 63
										348	H	South Carolina St. 52 41
LAST 12 Division I GAMES:												
				296	A	N.C. A&T	58 54			348	H	South Carolina St. 52 41
				303	H	Savannah St.	58 51			286	A	Coppin St. 58 46
				177	H	Bethune-Cookman	52 62			328	A	Morgan St. 42 44
				216	A	Howard	48 62			347	A	Delaware St. 51 55
				267	A	UMES	51 73			296	H	N.C. A&T 38 62
				331	H	Florida A&M	52 49			216	H	Howard 50 73

Non-Div I Games: Johnson &amp; Wales (NC75 38 Pfeiffer 47 50

N.C. Central

Loss, Non-Conf, S Site, H Home A Away N Neutral

Average RPI Win:	310	WON-LOST	WINNING	LAST 10	STRENGTH OF	OPP. STRENGTH	TEAM	ADJ.	CONF.	ADJ CONF.
Average RPI Loss:	189	RECORD	PCT. RANK	GAMES	SCHEDULE	OF SCHEDULE	RPI	RPI	RPI	RPI
DIV. I ONLY	9- 19	269	3- 7	335	286	320	320	25	25	
DIV. I NON-CONF.	5- 8	218	0- 0	338	342	312	312	24	24	
TOTALS	RPI 1-25	RPI 26-50	W-L RECORDS	RPI 51-100	RPI 101-150	RPI 150+				
9- 19	0- 0	0- 1	OVERALL	0- 3	0- 5	9- 10				
5- 7	0- 0	0- 0	HOME	0- 1	0- 2	5- 4				
3- 12	0- 0	0- 1	AWAY	0- 2	0- 3	3- 6				
1- 0	0- 0	0- 0	NEUTRAL	0- 0	0- 0	1- 0				
5- 8	0- 0	0- 1	NON-CONFERENCE	0- 1	0- 1	5- 5				
2- 3	0- 0	0- 0	HOME	0- 0	0- 0	2- 3				
2- 5	0- 0	0- 1	AWAY	0- 1	0- 1	2- 2				
1- 0	0- 0	0- 0	NEUTRAL	0- 0	0- 0	1- 0				
4- 11	0- 0	0- 0	CONFERENCE	0- 2	0- 4	4- 5				
3- 4	0- 0	0- 0	HOME	0- 1	0- 2	3- 1				
1- 7	0- 0	0- 0	AWAY	0- 1	0- 2	1- 4				
0- 0	0- 0	0- 0	NEUTRAL	0- 0	0- 0	0- 0				

RPI S	Opponent	Score	RPI S	Opponent	Score	RPI S	Opponent	Score	RPI S	Opponent	Score	Team's RPI: 320
43	A Harvard	38 59	71	A Bucknell	36 67	101	A Stetson	43 77				
			98	A Jacksonville	59 75	101	H Stetson	37 60				
			98	H Jacksonville	56 75	105	A FGCU	53 73				
						105	H FGCU	46 77				
						108	A Saint Joseph's	36 75				
						195	H Columbia	51 65				
						210	H Binghamton	44 68				
						216	H Howard	70 55				
						273	A Vermont	42 64				
						274	A Kennesaw St.	60 62				
						274	A Kennesaw St.	64 75				
						274	H Kennesaw St.	56 66				
						295	A North Florida	51 61				
						295	H North Florida	64 62				
						297	A Lipscomb	76 53				
						297	H Lipscomb	76 68				
						305	A Lehigh	52 84				
						315	A USC Upstate	58 75				
						315	H USC Upstate	70 66				
						336	N LIU Brooklyn	50 48				
						340	H Fairleigh Dickinson	61 66				
						342	H Wagner	68 45				
						344	A Chicago St.	57 42				
						347	A Delaware St.	57 43				
LAST 12 Division I GAMES:												
274	A Kennesaw St.	60 62	274	H Kennesaw St.	56 66							
315	H USC Upstate	70 66	297	A Lipscomb	76 53							
105	H FGCU	46 77	274	A Kennesaw St.	64 75							
101	H Stetson	37 60	297	H Lipscomb	76 68							
295	A North Florida	51 61	101	A Stetson	43 77							
98	A Jacksonville	59 75	105	A FGCU	53 73							

Non-Div I Games: St. Joseph's (Brkln87 53 Rutgers-Newark 83 52

NJIT

Loss, Non-Conf, S Site, H Home A Away N Neutral

Average RPI Win: <b>248</b>	WON-LOST	WINNING	LAST 10	STRENGTH OF	OPP. STRENGTH	TEAM	ADJ.	CONF.	ADJ CONF.
Average RPI Loss: <b>135</b>	RECORD	PCT. RANK	GAMES	SCHEDULE	OF SCHEDULE	RPI	RPI	RPI	RPI
DIV. I ONLY	20- 8	61	7- 3	281	232	128	128	23	23
DIV. I NON-CONF.	6- 4	127	0- 0	264	97	152	152	25	25
TOTALS	RPI 1-25	RPI 26-50	W-L RECORDS	RPI 51-100	RPI 101-150	RPI 150+			
20- 8	0- 1	0- 0	OVERALL	0- 3	1- 0	19- 4			
11- 2	0- 0	0- 0	HOME	0- 1	1- 0	10- 1			
9- 5	0- 1	0- 0	AWAY	0- 2	0- 0	9- 2			
0- 1	0- 0	0- 0	NEUTRAL	0- 0	0- 0	0- 1			
6- 4	0- 1	0- 0	NON-CONFERENCE	0- 1	1- 0	5- 2			
4- 0	0- 0	0- 0	HOME	0- 0	1- 0	3- 0			
2- 3	0- 1	0- 0	AWAY	0- 1	0- 0	2- 1			
0- 1	0- 0	0- 0	NEUTRAL	0- 0	0- 0	0- 1			
14- 4	0- 0	0- 0	CONFERENCE	0- 2	0- 0	14- 2			
7- 2	0- 0	0- 0	HOME	0- 1	0- 0	7- 1			
7- 2	0- 0	0- 0	AWAY	0- 1	0- 0	7- 1			
0- 0	0- 0	0- 0	NEUTRAL	0- 0	0- 0	0- 0			

RPI 1-25				RPI 26-50				RPI 51-100				RPI 101+ Team's RPI: 128			
RPI	S	Opponent	Score	RPI	S	Opponent	Score	RPI	S	Opponent	Score	RPI	S	Opponent	Score
22	A	Tennessee	55 <b>85</b>					71	A	Bucknell	64 <b>67</b>	144	H	Iona	73 68
								71	H	Bucknell	54 <b>63</b>	156	A	Army West Point	63 58
								88	A	Wake Forest	65 <b>75</b>	156	H	Army West Point	67 62
												168	N	Arkansas	67 <b>70</b>
												180	H	Cleveland St.	88 63
												188	H	Hofstra	78 69
												190	A	American	48 <b>50</b>
												190	H	American	60 44
												193	A	George Mason	64 <b>68</b>
												218	A	Boston U.	62 59
												218	H	Boston U.	55 41
												229	H	Liberty	67 66
												271	A	Loyola Maryland	55 43
												271	H	Loyola Maryland	77 51
												275	A	Colgate	80 67
												275	H	Colgate	61 <b>69</b>
												281	A	Nevada	79 62
												302	A	Lafayette	68 65
												302	H	Lafayette	76 41
												305	A	Lehigh	66 64
												305	H	Lehigh	79 44
												319	A	Holy Cross	73 71
												319	H	Holy Cross	57 56
												321	A	Air Force	64 46
LAST 12 Division I GAMES:															
190	H	American	60 44	271	A	Loyola Maryland	55 43								
71	H	Bucknell	54 <b>63</b>	275	H	Colgate	61 <b>69</b>								
190	A	American	48 <b>50</b>	218	H	Boston U.	55 41								
156	H	Army West Point	67 62	319	A	Holy Cross	73 71								
305	H	Lehigh	79 44	156	A	Army West Point	63 58								
302	A	Lafayette	68 65	305	A	Lehigh	66 64								

Non-Div I Games: Goucher 93 40

Navy

■ Loss, 
 ■ Non-Conf, 
 ■ S Site, 
 ■ Home 
 ■ A Away 
 N Neutral

## Nebraska

Through Games Of March 4, 2017

Average RPI Win:	135	WON-LOST	WINNING	LAST 10	STRENGTH OF	OPP. STRENGTH	TEAM	ADJ.	CONF.	ADJ CONF.
Average RPI Loss:	70	RECORD	PCT. RANK	GAMES	SCHEDULE	OF SCHEDULE	RPI	RPI	RPI	RPI
DIV. I ONLY	7- 22	307	2- 8	26	41	197	197	6	6	
DIV. I NON-CONF.	4- 8	230	0- 0	17	7	163	163	6	6	
TOTALS	RPI 1-25	RPI 26-50	W-L RECORDS	RPI 51-100	RPI 101-150	RPI 150+				
7- 22	0- 6	3- 4	OVERALL	0- 7	0- 2	4- 3				
7- 9	0- 4	3- 2	HOME	0- 3	0- 0	4- 0				
0- 10	0- 2	0- 2	AWAY	0- 3	0- 1	0- 2				
0- 3	0- 0	0- 0	NEUTRAL	0- 1	0- 1	0- 1				
4- 8	0- 3	1- 1	NON-CONFERENCE	0- 2	0- 2	3- 0				
4- 4	0- 2	1- 1	HOME	0- 1	0- 0	3- 0				
0- 2	0- 1	0- 0	AWAY	0- 0	0- 1	0- 0				
0- 2	0- 0	0- 0	NEUTRAL	0- 1	0- 1	0- 0				
3- 14	0- 3	2- 3	CONFERENCE	0- 5	0- 0	1- 3				
3- 5	0- 2	2- 1	HOME	0- 2	0- 0	1- 0				
0- 8	0- 1	0- 2	AWAY	0- 3	0- 0	0- 2				
0- 1	0- 0	0- 0	NEUTRAL	0- 0	0- 0	0- 1				

RPI 1-25				RPI 26-50				RPI 51-100				RPI 101+ Team's RPI: 197			
RPI	S	Opponent	Score	RPI	S	Opponent	Score	RPI	S	Opponent	Score	RPI	S	Opponent	Score
1	H	UConn	41 84	26	H	Drake	70 84	51	N	Virginia	51 73	103	N	Washington St.	65 79
17	H	Maryland	49 93	42	A	Michigan St.	73 93	52	H	California	65 86	104	A	Virginia Tech	67 76
19	A	Creighton	64 80	42	H	Michigan St.	76 74	56	A	Purdue	45 88	154	H	Omaha	66 58
24	H	Missouri	35 55	44	A	Michigan	60 88	62	A	Iowa	72 75	205	A	Illinois	59 79
25	A	Ohio St.	75 95	44	H	Michigan	51 84	68	H	Northwestern	58 62	205	N	Illinois	70 79
25	H	Ohio St.	69 87	48	H	Indiana	67 64	70	H	Minnesota	69 79	206	H	San Jose St.	83 61
				49	H	Colorado St.	62 59	84	A	Penn St.	69 86	212	A	Wisconsin	56 82
LAST 12 Division I GAMES:															
205	N	Illinois	70 79	70	H	Minnesota	69 79								
42	H	Michigan St.	76 74	25	A	Ohio St.	75 95								
44	A	Michigan	60 88	56	A	Purdue	45 88								
48	H	Indiana	67 64	44	H	Michigan	51 84								
25	H	Ohio St.	69 87	84	A	Penn St.	69 86								
212	A	Wisconsin	56 82	205	A	Illinois	59 79								

Non-Div I Games:

Nebraska

■ Loss, 
■ Non-Conf, S Site, 
■ Home 
■ Away 
N Neutral

## Nevada

Through Games Of March 4, 2017

Average RPI Win: <b>245</b>	WON-LOST	WINNING	LAST 10	STRENGTH OF	OPP. STRENGTH	TEAM	ADJ.	CONF.	ADJ CONF.
Average RPI Loss: <b>152</b>	RECORD	PCT. RANK	GAMES	SCHEDULE	OF SCHEDULE	RPI	RPI	RPI	RPI
DIV. I ONLY	10- 18	254	3- 7	273	154	281	281	13	13
DIV. I NON-CONF.	5- 5	165	0- 0	321	226	273	273	15	15
TOTALS	RPI 1-25	RPI 26-50	W-L RECORDS	RPI 51-100	RPI 101-150	RPI 150+			
10- 18	0- 0	0- 1	OVERALL	1- 5	0- 4	9- 8			
7- 9	0- 0	0- 0	HOME	1- 3	0- 3	6- 3			
3- 9	0- 0	0- 1	AWAY	0- 2	0- 1	3- 5			
0- 0	0- 0	0- 0	NEUTRAL	0- 0	0- 0	0- 0			
5- 5	0- 0	0- 0	NON-CONFERENCE	0- 1	0- 2	5- 2			
3- 4	0- 0	0- 0	HOME	0- 1	0- 2	3- 1			
2- 1	0- 0	0- 0	AWAY	0- 0	0- 0	2- 1			
0- 0	0- 0	0- 0	NEUTRAL	0- 0	0- 0	0- 0			
5- 13	0- 0	0- 1	CONFERENCE	1- 4	0- 2	4- 6			
4- 5	0- 0	0- 0	HOME	1- 2	0- 1	3- 2			
1- 8	0- 0	0- 1	AWAY	0- 2	0- 1	1- 4			
0- 0	0- 0	0- 0	NEUTRAL	0- 0	0- 0	0- 0			

N  
e  
v  
a  
d  
aN  
e  
v  
a  
d  
a

RPI S	Opponent	Score	RPI S	Opponent	Score	RPI S	Opponent	Score	RPI S	Opponent	Score	Team's RPI: 281
49	A Colorado St.	51 64	66	A Boise St.	74 77	123	H Long Beach St.	93 97				
			66	H Boise St.	69 62	128	H Navy	62 79				
			77	H Utah	50 80	147	A New Mexico	50 59				
			87	H Wyoming	59 72	147	H New Mexico	63 69				
			92	A UNLV	41 60	160	H Memphis	75 67				
			92	H UNLV	49 64	176	A Fresno St.	54 68				
						176	H Fresno St.	70 71				
						186	A Utah St.	57 60				
						186	H Utah St.	69 81				
						206	A San Jose St.	84 107				
						206	H San Jose St.	108 85				
						217	A San Diego	54 70				
						247	H Hawaii	67 59				
						259	A San Diego St.	78 83				
						259	H San Diego St.	88 65				
						276	H Portland	72 59				
						280	A Sacramento St.	99 95				
						310	A Pepperdine	69 60				
						321	A Air Force	56 51				
						321	H Air Force	65 58				
						327	H UC Irvine	59 72				
LAST 12 Division I GAMES:												
49	A Colorado St.	51 64	259	H San Diego St.	88 65							
206	H San Jose St.	108 85	92	A UNLV	41 60							
92	H UNLV	49 64	186	H Utah St.	69 81							
66	A Boise St.	74 77	147	A New Mexico	50 59							
186	A Utah St.	57 60	66	H Boise St.	69 62							
321	H Air Force	65 58	176	A Fresno St.	54 68							

Non-Div I Games: Holy Names 70 42

Nevada

■ Loss, 
 ■ Non-Conf, S Site, 
 ■ Home 
 ■ Away 
 N Neutral



## New Hampshire

Through Games Of March 4, 2017

Average RPI Win:	231	WON-LOST	WINNING	LAST 10	STRENGTH OF	OPP. STRENGTH	TEAM	ADJ.	CONF.	ADJ CONF.
Average RPI Loss:	100	RECORD	PCT. RANK	GAMES	SCHEDULE	OF SCHEDULE	RPI	RPI	RPI	RPI
DIV. I ONLY	25- 4	9	9- 1	284	214	67	67	22	22	
DIV. I NON-CONF.	9- 3	63	0- 0	263	216	105	105	22	22	
TOTALS	RPI 1-25	RPI 26-50	W-L RECORDS	RPI 51-100	RPI 101-150	RPI 150+				
25- 4	0- 1	0- 0	OVERALL	0- 0	4- 3	21- 0				
13- 1	0- 0	0- 0	HOME	0- 0	2- 1	11- 0				
11- 3	0- 1	0- 0	AWAY	0- 0	2- 2	9- 0				
1- 0	0- 0	0- 0	NEUTRAL	0- 0	0- 0	1- 0				
9- 3	0- 1	0- 0	NON-CONFERENCE	0- 0	1- 2	8- 0				
5- 1	0- 0	0- 0	HOME	0- 0	0- 1	5- 0				
4- 2	0- 1	0- 0	AWAY	0- 0	1- 1	3- 0				
0- 0	0- 0	0- 0	NEUTRAL	0- 0	0- 0	0- 0				
16- 1	0- 0	0- 0	CONFERENCE	0- 0	3- 1	13- 0				
8- 0	0- 0	0- 0	HOME	0- 0	2- 0	6- 0				
7- 1	0- 0	0- 0	AWAY	0- 0	1- 1	6- 0				
1- 0	0- 0	0- 0	NEUTRAL	0- 0	0- 0	1- 0				

RPI 1-25				RPI 26-50				RPI 51-100				Team's RPI: 67	RPI 101+			
RPI	S	Opponent	Score	RPI	S	Opponent	Score	RPI	S	Opponent	Score		RPI	S	Opponent	Score
14	A	Kentucky	43 92										124	A	Albany (NY)	55 64
													124	H	Albany (NY)	71 58
													126	A	Cornell	56 61
													134	H	Yale	58 64
													137	A	Maine	65 57
													137	H	Maine	50 44
													148	A	Northeastern	66 63
													174	A	Siena	77 67
													183	A	Hartford	62 57
													183	H	Hartford	58 50
													194	H	Sacred Heart	71 43
													208	A	UMBC	65 61
													208	H	UMBC	60 50
													210	A	Binghamton	70 62
													210	H	Binghamton	76 69
													215	H	Dartmouth	64 47
													218	A	Boston U.	59 51
													261	A	Stony Brook	56 45
													261	H	Stony Brook	49 46
													261	N	Stony Brook	58 49
													266	H	Bryant	62 60
													273	A	Vermont	57 49
													273	H	Vermont	66 47
													277	A	Manhattan	59 42
													316	H	Central Conn. St.	56 52
													342	H	Wagner	73 40
LAST 12 Division I GAMES:																
				261	N	Stony Brook	58 49						273	H	Vermont	66 47
				208	A	UMBC	65 61						124	A	Albany (NY)	55 64
				343	H	UMass Lowell	58 45						261	A	Stony Brook	56 45
				183	A	Hartford	62 57						208	H	UMBC	60 50
				137	A	Maine	65 57						343	A	UMass Lowell	76 57
				210	H	Binghamton	76 69						183	H	Hartford	58 50

Non-Div I Games: New England Col. 58 38

New Hampshire

■ Loss, 
 ■ Non-Conf, 
 ■ S Site, 
 ■ Home 
 ■ A Away 
 N Neutral

N  
e  
w  
H  
a  
m  
p  
s  
h  
i  
r  
e

New Hampshire  
RPI S Opponent Score

Through Games Of March 4, 2017

RPI	S	Opponent	Score	
343	A	UMass Lowell	76	57
343	H	UMass Lowell	58	45

N  
e  
w  
H  
a  
m  
p  
s  
h  
i  
r  
e

New Hampshire

Average RPI Win:	215	WON-LOST	WINNING	LAST 10	STRENGTH OF	OPP. STRENGTH	TEAM	ADJ.	CONF.	ADJ CONF.
Average RPI Loss:	98	RECORD	PCT. RANK	GAMES	SCHEDULE	OF SCHEDULE	RPI	RPI	RPI	RPI
DIV. I ONLY	14- 14	168	4- 5	89	140	147	147	13	13	
DIV. I NON-CONF.	4- 6	209	0- 0	142	83	227	227	15	15	
TOTALS	RPI 1-25	RPI 26-50	W-L RECORDS	RPI 51-100	RPI 101-150	RPI 150+				
14- 14	0- 0	0- 3	OVERALL	2- 7	1- 3	11- 1				
10- 6	0- 0	0- 1	HOME	2- 3	1- 2	7- 0				
4- 8	0- 0	0- 2	AWAY	0- 4	0- 1	4- 1				
0- 0	0- 0	0- 0	NEUTRAL	0- 0	0- 0	0- 0				
4- 6	0- 0	0- 1	NON-CONFERENCE	1- 2	1- 3	2- 0				
4- 3	0- 0	0- 0	HOME	1- 1	1- 2	2- 0				
0- 3	0- 0	0- 1	AWAY	0- 1	0- 1	0- 0				
0- 0	0- 0	0- 0	NEUTRAL	0- 0	0- 0	0- 0				
10- 8	0- 0	0- 2	CONFERENCE	1- 5	0- 0	9- 1				
6- 3	0- 0	0- 1	HOME	1- 2	0- 0	5- 0				
4- 5	0- 0	0- 1	AWAY	0- 3	0- 0	4- 1				
0- 0	0- 0	0- 0	NEUTRAL	0- 0	0- 0	0- 0				

RPI	S	Opponent	Score	RPI	S	Opponent	Score	RPI	S	Opponent	Score	RPI	S	Opponent	Score	Team's RPI: 147
32	A	Marquette	52 62	66	A	Boise St.	62 64	108	H	Saint Joseph's	67 79					
49	A	Colorado St.	55 58	66	H	Boise St.	75 68	140	A	New Mexico St.	70 77					
49	H	Colorado St.	63 78	70	H	Minnesota	65 69	140	H	New Mexico St.	84 55					
				87	A	Wyoming	52 68	141	H	Tulsa	64 67					
				87	H	Wyoming	58 60	176	A	Fresno St.	80 54					
				92	A	UNLV	42 56	176	H	Fresno St.	66 57					
				92	H	UNLV	52 61	186	A	Utah St.	68 58					
				97	A	Texas Tech	58 69	186	H	Utah St.	78 67					
				99	H	SMU	64 49	206	A	San Jose St.	82 72					
								259	A	San Diego St.	51 63					
								259	H	San Diego St.	85 42					
								281	A	Nevada	69 63					
								281	H	Nevada	59 50					
								299	H	UTEP	79 66					
								321	H	Air Force	81 64					
								340	H	Fairleigh Dickinson	83 56					
LAST 12 Division I GAMES:																
259	A	San Diego St.	51 63	206	A	San Jose St.	82 72									
87	H	Wyoming	58 60	92	H	UNLV	52 61									
49	A	Colorado St.	55 58	281	H	Nevada	59 50									
176	H	Fresno St.	66 57	186	A	Utah St.	68 58									
66	A	Boise St.	62 64	87	A	Wyoming	52 68									
321	H	Air Force	81 64	66	H	Boise St.	75 68									

Non-Div I Games: Northern N.M. 87 47

New Mexico

■ Loss, 
 ■ Non-Conf, 
 ■ S Site, 
 ■ Home 
 ■ A Away 
 N Neutral

Average RPI Win:	269	WON-LOST	WINNING	LAST 10	STRENGTH OF	OPP. STRENGTH	TEAM	ADJ.	CONF.	ADJ CONF.
Average RPI Loss:	137	RECORD	PCT. RANK	GAMES	SCHEDULE	OF SCHEDULE	RPI	RPI	RPI	RPI
DIV. I ONLY	20- 6	31	10- 0	325	274	140	140	29	29	
DIV. I NON-CONF.	6- 6	165	0- 0	295	137	216	216	29	29	
TOTALS	RPI 1-25	RPI 26-50	W-L RECORDS	RPI 51-100	RPI 101-150	RPI 150+				
20- 6	0- 0	0- 1	OVERALL	0- 1	1- 2	19- 2				
10- 1	0- 0	0- 0	HOME	0- 0	1- 1	9- 0				
9- 2	0- 0	0- 0	AWAY	0- 0	0- 1	9- 1				
1- 3	0- 0	0- 1	NEUTRAL	0- 1	0- 0	1- 1				
6- 6	0- 0	0- 1	NON-CONFERENCE	0- 1	1- 2	5- 2				
3- 1	0- 0	0- 0	HOME	0- 0	1- 1	2- 0				
2- 2	0- 0	0- 0	AWAY	0- 0	0- 1	2- 1				
1- 3	0- 0	0- 1	NEUTRAL	0- 1	0- 0	1- 1				
14- 0	0- 0	0- 0	CONFERENCE	0- 0	0- 0	14- 0				
7- 0	0- 0	0- 0	HOME	0- 0	0- 0	7- 0				
7- 0	0- 0	0- 0	AWAY	0- 0	0- 0	7- 0				
0- 0	0- 0	0- 0	NEUTRAL	0- 0	0- 0	0- 0				

RPI 1-25			RPI 26-50			RPI 51-100			RPI 101+ Team's RPI: 140		
RPI	S	Opponent	Score	RPI	S	RPI	S	Opponent	Score	RPI	S
				40	N			Quinnipiac	46 49	92	N
								UNLV	47 52	133	H
								Arizona	63 74	147	A
								New Mexico	55 84	147	H
								New Mexico	77 70	161	N
								Santa Clara	46 60	206	H
								San Jose St.	66 55	213	A
								Seattle U	64 61	213	H
								Seattle U	73 69	222	A
								UTRGV	64 46	222	H
								UTRGV	87 67	246	A
								Grand Canyon	81 65	246	H
								Grand Canyon	67 60	247	A
								Hawaii	53 56	250	A
								CSU Bakersfield	64 55	250	H
								CSU Bakersfield	69 55	280	N
								Sacramento St.	99 73	289	A
								Northern Ariz.	79 68	299	A
								UTEP	67 59	310	H
								Pepperdine	75 66	311	A
								UMKC	60 43	311	H
								UMKC	78 72	335	A
								Utah Valley	66 53	335	H
								Utah Valley	63 46	344	A
								Chicago St.	65 54	344	H
								Chicago St.	100 63		
LAST 12 Division I GAMES:											
222	A	UTRGV	64 46	344	A	Chicago St.	65 54				
213	A	Seattle U	64 61	335	H	Utah Valley	63 46				
335	A	Utah Valley	66 53	213	H	Seattle U	73 69				
222	H	UTRGV	87 67	311	A	UMKC	60 43				
246	H	Grand Canyon	67 60	250	A	CSU Bakersfield	64 55				
250	H	CSU Bakersfield	69 55	246	A	Grand Canyon	81 65				

Non-Div I Games: N.M. Highlands 94 37 Western N.M. 85 28

New Mexico St.

Loss, Non-Conf, S Site, H Home A Away N Neutral

## New Orleans

Through Games Of March 4, 2017

Average RPI Win:	297	WON-LOST	WINNING	LAST 10	STRENGTH OF	OPP. STRENGTH	TEAM	ADJ.	CONF.	ADJ CONF.
Average RPI Loss:	153	RECORD	PCT. RANK	GAMES	SCHEDULE	OF SCHEDULE	RPI	RPI	RPI	RPI
DIV. I ONLY	11- 14	210	4- 6	229	303	219	219	27	27	
DIV. I NON-CONF.	2- 5	259	0- 0	54	163	171	171	27	27	
TOTALS	RPI 1-25	RPI 26-50	W-L RECORDS	RPI 51-100	RPI 101-150	RPI 150+				
11- 14	0- 1	0- 0	OVERALL	0- 4	0- 5	11- 4				
7- 4	0- 0	0- 0	HOME	0- 2	0- 1	7- 1				
4- 10	0- 1	0- 0	AWAY	0- 2	0- 4	4- 3				
0- 0	0- 0	0- 0	NEUTRAL	0- 0	0- 0	0- 0				
2- 5	0- 1	0- 0	NON-CONFERENCE	0- 1	0- 2	2- 1				
1- 1	0- 0	0- 0	HOME	0- 0	0- 0	1- 1				
1- 4	0- 1	0- 0	AWAY	0- 1	0- 2	1- 0				
0- 0	0- 0	0- 0	NEUTRAL	0- 0	0- 0	0- 0				
9- 9	0- 0	0- 0	CONFERENCE	0- 3	0- 3	9- 3				
6- 3	0- 0	0- 0	HOME	0- 2	0- 1	6- 0				
3- 6	0- 0	0- 0	AWAY	0- 1	0- 2	3- 3				
0- 0	0- 0	0- 0	NEUTRAL	0- 0	0- 0	0- 0				

RPI 1-25				RPI 26-50				RPI 51-100				RPI 101+ Team's RPI: 219			
RPI	S	Opponent	Score	RPI	S	Opponent	Score	RPI	S	Opponent	Score	RPI	S	Opponent	Score
12	A	Texas	48 80					55	A	Iowa St.	63 100	107	A	Abilene Christian	55 68
								96	H	Central Ark.	51 55	120	A	Southern Miss.	53 78
								100	A	SFA	61 88	130	A	Alabama	57 78
								100	H	SFA	67 71	131	A	Lamar University	42 73
												131	H	Lamar University	55 66
												191	H	Texas Southern	63 57
												251	A	Jacksonville St.	81 79
												252	H	South Ala.	62 65
												287	H	A&M-Corpus Christi	75 54
												288	A	McNeese	71 59
												288	H	McNeese	92 85
												290	A	Nicholls St.	69 79
												290	H	Nicholls St.	81 77
												293	A	Northwestern St.	93 95
												329	A	Southeastern La.	70 85
												329	H	Southeastern La.	102 87
												332	A	Incarinate Word	71 67
												332	H	Incarinate Word	84 58
												338	A	Houston Baptist	73 63
												339	H	Sam Houston St.	78 49
LAST 12 Division I GAMES:															
290	A	Nicholls St.	69 79	332	H	Incarinate Word	84 58								
329	H	Southeastern La.	102 87	290	H	Nicholls St.	81 77								
293	A	Northwestern St.	93 95	131	H	Lamar University	55 66								
100	H	SFA	67 71	100	A	SFA	61 88								
288	H	McNeese	92 85	288	A	McNeese	71 59								
329	A	Southeastern La.	70 85	96	H	Central Ark.	51 55								

Non-Div I Games: Blue Mountain 75 37 Crowley's Ridge 123 33 Trinity Baptist 100 35

New Orleans

Loss, Non-Conf, S Site, H Home A Away N Neutral

## Niagara

Through Games Of March 4, 2017

Average RPI Win:	242	WON-LOST	WINNING	LAST 10	STRENGTH OF	OPP. STRENGTH	TEAM	ADJ.	CONF.	ADJ CONF.
Average RPI Loss:	144	RECORD	PCT. RANK	GAMES	SCHEDULE	OF SCHEDULE	RPI	RPI	RPI	RPI
DIV. I ONLY	8- 22	298	3- 7	130	192	263	263	18	18	
DIV. I NON-CONF.	3- 6	230	0- 0	15	125	106	106	17	17	
TOTALS	RPI 1-25	RPI 26-50	W-L RECORDS	RPI 51-100	RPI 101-150	RPI 150+				
8- 22	0- 1	0- 4	OVERALL	0- 2	0- 5	8- 10				
5- 8	0- 1	0- 1	HOME	0- 0	0- 2	5- 4				
3- 13	0- 0	0- 3	AWAY	0- 2	0- 3	3- 5				
0- 1	0- 0	0- 0	NEUTRAL	0- 0	0- 0	0- 1				
3- 6	0- 1	0- 2	NON-CONFERENCE	0- 2	0- 1	3- 0				
2- 1	0- 1	0- 0	HOME	0- 0	0- 0	2- 0				
1- 5	0- 0	0- 2	AWAY	0- 2	0- 1	1- 0				
0- 0	0- 0	0- 0	NEUTRAL	0- 0	0- 0	0- 0				
5- 16	0- 0	0- 2	CONFERENCE	0- 0	0- 4	5- 10				
3- 7	0- 0	0- 1	HOME	0- 0	0- 2	3- 4				
2- 8	0- 0	0- 1	AWAY	0- 0	0- 2	2- 5				
0- 1	0- 0	0- 0	NEUTRAL	0- 0	0- 0	0- 1				

RPI 1-25				RPI 26-50				RPI 51-100				RPI 101+				Team's RPI: 263	
RPI	S	Opponent	Score	RPI	S	Opponent	Score	RPI	S	Opponent	Score	RPI	S	Opponent	Score		
17	H	Maryland	64 96	29	A	Syracuse	60 109	80	A	Drexel	57 69	109	A	Rider	41 62		
				40	A	Quinnipiac	45 61	94	A	Buffalo	63 73	109	H	Rider	58 78		
				40	H	Quinnipiac	64 71					122	A	Fordham	69 92		
				44	A	Michigan	35 107					144	A	Iona	61 68		
												144	H	Iona	55 65		
												159	A	Fairfield	63 66		
												159	H	Fairfield	55 65		
												174	A	Siena	53 71		
												174	H	Siena	68 70		
												180	A	Cleveland St.	67 49		
												183	H	Hartford	75 62		
												214	A	Monmouth	62 68		
												214	H	Monmouth	66 45		
												230	A	Marist	68 53		
												230	H	Marist	58 60		
												248	H	St. Bonaventure	65 43		
												253	A	Canisius	41 52		
												253	H	Canisius	57 65		
												253	N	Canisius	74 80		
												277	A	Manhattan	62 59		
												277	H	Manhattan	65 42		
												326	A	Saint Peter's	66 78		
												326	H	Saint Peter's	71 63		
LAST 12 Division I GAMES:																	
				253	N	Canisius	74 80					253	A	Canisius	41 52		
				214	A	Monmouth	62 68					277	H	Manhattan	65 42		
				109	A	Rider	41 62					144	H	Iona	55 65		
				326	H	Saint Peter's	71 63					159	A	Fairfield	63 66		
				174	H	Siena	68 70					40	A	Quinnipiac	45 61		
				230	A	Marist	68 53					159	H	Fairfield	55 65		

Non-Div I Games:

Niagara

■ Loss, 
■ Non-Conf, S Site, 
■ Home 
■ Away 
N Neutral

Average RPI Win:	284	WON-LOST	WINNING	LAST 10	STRENGTH OF	OPP. STRENGTH	TEAM	ADJ.	CONF.	ADJ CONF.
Average RPI Loss:	195	RECORD	PCT. RANK	GAMES	SCHEDULE	OF SCHEDULE	RPI	RPI	RPI	RPI
DIV. I ONLY	10- 19	258	3- 7	277	320	290	290	27	27	
DIV. I NON-CONF.	3- 8	262	0- 0	204	343	279	279	27	27	
TOTALS	RPI 1-25	RPI 26-50	W-L RECORDS	RPI 51-100	RPI 101-150	RPI 150+				
10- 19	0- 0	0- 0	OVERALL	0- 5	1- 4	9- 10				
7- 5	0- 0	0- 0	HOME	0- 2	1- 2	6- 1				
3- 13	0- 0	0- 0	AWAY	0- 0	0- 0	3- 1				
0- 1	0- 0	0- 0	NEUTRAL	0- 0	0- 0	0- 1				
3- 8	0- 0	0- 0	NON-CONFERENCE	0- 2	0- 2	3- 4				
2- 1	0- 0	0- 0	HOME	0- 0	0- 1	2- 0				
1- 6	0- 0	0- 0	AWAY	0- 2	0- 1	1- 3				
0- 1	0- 0	0- 0	NEUTRAL	0- 0	0- 0	0- 1				
7- 11	0- 0	0- 0	CONFERENCE	0- 3	1- 2	6- 6				
5- 4	0- 0	0- 0	HOME	0- 2	1- 1	4- 1				
2- 7	0- 0	0- 0	AWAY	0- 1	0- 1	2- 5				
0- 0	0- 0	0- 0	NEUTRAL	0- 0	0- 0	0- 0				

RPI S	Opponent	Score	RPI S	Opponent	Score	RPI S	Opponent	Score	RPI S	Opponent	Score	Team's RPI: 290
						75	A Gonzaga	46 78	107	H Abilene Christian	73 89	
						96	H Central Ark.	52 61	125	H Troy	75 100	
						98	A Jacksonville	71 76	131	A Lamar University	77 81	
						100	A SFA	55 80	131	H Lamar University	78 67	
						100	H SFA	77 82	145	A Louisiana Tech	52 68	
									160	A Memphis	62 73	
									209	A Grambling	71 60	
									219	A New Orleans	77 81	
									219	H New Orleans	79 69	
									251	A Jacksonville St.	52 75	
									269	A Prairie View	67 69	
									287	A A&M-Corpus Christi	60 65	
									287	H A&M-Corpus Christi	74 54	
									288	A McNeese	52 59	
									293	A Northwestern St.	58 75	
									295	N North Florida	74 77	
									329	A Southeastern La.	76 60	
									329	H Southeastern La.	92 57	
									330	H La.-Monroe	73 54	
									332	A Incarnate Word	63 69	
									332	H Incarnate Word	52 78	
									333	H Jackson St.	83 76	
									338	H Houston Baptist	76 57	
									339	A Sam Houston St.	66 59	
LAST 12 Division I GAMES:												
219	H	New Orleans	79	69	100	H	SFA	77	82			
131	A	Lamar University	77	81	219	A	New Orleans	77	81			
329	H	Southeastern La.	92	57	329	A	Southeastern La.	76	60			
332	A	Incarnate Word	63	69	287	A	A&M-Corpus Christi	60	65			
288	A	McNeese	52	59	338	H	Houston Baptist	76	57			
96	H	Central Ark.	52	61	131	H	Lamar University	78	67			

Non-Div I Games:

Nicholls St.

■ Loss, 
 ■ Non-Conf, 
 ■ S Site, 
 ■ H Home 
 ■ A Away 
 N Neutral

Non-Conference				Through Games of March 17, 2017						
Average RPI Win:	311	WON-LOST	WINNING	LAST 10	STRENGTH OF	OPP. STRENGTH	TEAM	ADJ.	CONF.	ADJ CONF.
Average RPI Loss:	201	RECORD	PCT. RANK	GAMES	SCHEDULE	OF SCHEDULE	RPI	RPI	RPI	RPI
DIV. I ONLY	12- 14	201	4- 6	342	337	272	272	32	32	
DIV. I NON-CONF.	3- 7	250	0- 0	299	280	258	258	31	31	
TOTALS	RPI 1-25	RPI 26-50	W-L RECORDS	RPI 51-100	RPI 101-150	RPI 150+				
12- 14	0- 0	0- 0	OVERALL	0- 0	0- 2	12- 12				
5- 4	0- 0	0- 0	HOME	0- 0	0- 1	5- 3				
7- 9	0- 0	0- 0	AWAY	0- 0	0- 1	7- 8				
0- 1	0- 0	0- 0	NEUTRAL	0- 0	0- 0	0- 1				
3- 7	0- 0	0- 0	NON-CONFERENCE	0- 0	0- 2	3- 5				
0- 1	0- 0	0- 0	HOME	0- 0	0- 1	0- 0				
3- 5	0- 0	0- 0	AWAY	0- 0	0- 1	3- 4				
0- 1	0- 0	0- 0	NEUTRAL	0- 0	0- 0	0- 1				
9- 7	0- 0	0- 0	CONFERENCE	0- 0	0- 0	9- 7				
5- 3	0- 0	0- 0	HOME	0- 0	0- 0	5- 3				
4- 4	0- 0	0- 0	AWAY	0- 0	0- 0	4- 4				
0- 0	0- 0	0- 0	NEUTRAL	0- 0	0- 0	0- 0				

[illegible]

Non-Div I Games:	Lincoln (PA)	62	28	Saint Augustine's	99	59
------------------	--------------	----	----	-------------------	----	----

Norfolk St.

■ Loss, ■ Non-Conf, S Site, H Home A Away N Neutral



# North Carolina

Through Games Of March 4, 2017

Average RPI Win:	165	WON-LOST	WINNING	LAST 10	STRENGTH OF	OPP. STRENGTH	TEAM	ADJ.	CONF.	ADJ CONF.
Average RPI Loss:	53	RECORD	PCT. RANK	GAMES	SCHEDULE	OF SCHEDULE	RPI	RPI	RPI	RPI
DIV. I ONLY	15- 16	174	3- 7	43	58	118	118	3	3	
DIV. I NON-CONF.	11- 2	23	1- 0	171	249	69	69	4	4	
TOTALS	RPI 1-25	RPI 26-50	W-L RECORDS	RPI 51-100	RPI 101-150	RPI 150+				
15- 16	0- 6	2- 5	OVERALL	5- 1	0- 2	8- 2				
11- 5	0- 3	2- 0	HOME	3- 1	0- 0	6- 1				
1- 8	0- 3	0- 2	AWAY	0- 0	0- 2	1- 1				
3- 3	0- 0	0- 3	NEUTRAL	2- 0	0- 0	1- 0				
11- 2	0- 0	1- 2	NON-CONFERENCE	3- 0	0- 0	7- 0				
8- 0	0- 0	1- 0	HOME	1- 0	0- 0	6- 0				
1- 0	0- 0	0- 0	AWAY	0- 0	0- 0	1- 0				
2- 2	0- 0	0- 2	NEUTRAL	2- 0	0- 0	0- 0				
4- 14	0- 6	1- 3	CONFERENCE	2- 1	0- 2	1- 2				
3- 5	0- 3	1- 0	HOME	2- 1	0- 0	0- 1				
0- 8	0- 3	0- 2	AWAY	0- 0	0- 2	0- 1				
1- 1	0- 0	0- 1	NEUTRAL	0- 0	0- 0	1- 0				

RPI S	Opponent	Score	RPI S	Opponent	Score	RPI S	Opponent	Score	RPI S	Opponent	Score	Team's RPI: 118
2	H Notre Dame	55 77	27	H Elon	78 73	51	H Virginia	67 58	104	A Virginia Tech	68 76	
7	A Duke	58 70	29	A Syracuse	64 95	58	H Georgia Tech	89 88	111	A Clemson	67 78	
7	H Duke	71 95	29	N Syracuse	64 83	70	N Minnesota	91 77	157	A Pittsburgh	48 68	
11	A Louisville	57 87	30	N South Fla.	55 83	71	H Bucknell	65 50	157	N Pittsburgh	72 60	
13	H Florida St.	77 90	35	N LSU	43 70	88	H Wake Forest	77 80	175	H Boston College	77 88	
15	A Miami (FL)	88 100	37	A North Carolina St.	60 80	98	N Jacksonville	87 57	211	H Alabama St.	84 54	
			37	H North Carolina St.	83 70				212	A Wisconsin	72 59	
									243	H Marshall	75 53	
									256	H Charleston So.	93 77	
									286	H Coppin St.	90 55	
									348	H South Carolina St.	82 49	
									349	H Alabama A&M	80 35	
LAST 12 Division I GAMES:												
29	N Syracuse	64 83	58	H Georgia Tech	89 88							
157	N Pittsburgh	72 60	29	A Syracuse	64 95							
70	N Minnesota	91 77	175	H Boston College	77 88							
7	H Duke	71 95	111	A Clemson	67 78							
37	A North Carolina St.	60 80	37	H North Carolina St.	83 70							
11	A Louisville	57 87	15	A Miami (FL)	88 100							

Non-Div I Games:

North Carolina

Loss, Non-Conf, S Site, H Home A Away N Neutral

Average RPI Win:	147	WON-LOST	WINNING	LAST 10	STRENGTH OF	OPP. STRENGTH	TEAM	ADJ.	CONF.	ADJ CONF.
Average RPI Loss:	49	RECORD	PCT. RANK	GAMES	SCHEDULE	OF SCHEDULE	RPI	RPI	RPI	RPI
DIV. I ONLY	22- 8	56	6- 3	69	38	37	37	3	3	
DIV. I NON-CONF.	10- 3	54	0- 0	272	148	116	116	4	4	
TOTALS	RPI 1-25	RPI 26-50	W-L RECORDS	RPI 51-100	RPI 101-150	RPI 150+				
22- 8	4- 3	1- 2	OVERALL	3- 2	3- 1	11- 0				
14- 2	2- 1	1- 0	HOME	0- 1	3- 0	8- 0				
7- 3	2- 0	0- 1	AWAY	3- 1	0- 1	2- 0				
1- 3	0- 2	0- 1	NEUTRAL	0- 0	0- 0	1- 0				
10- 3	0- 1	1- 1	NON-CONFERENCE	0- 1	0- 0	9- 0				
8- 0	0- 0	1- 0	HOME	0- 0	0- 0	7- 0				
1- 1	0- 0	0- 0	AWAY	0- 1	0- 0	1- 0				
1- 2	0- 1	0- 1	NEUTRAL	0- 0	0- 0	1- 0				
12- 5	4- 2	0- 1	CONFERENCE	3- 1	3- 1	2- 0				
6- 2	2- 1	0- 0	HOME	0- 1	3- 0	1- 0				
6- 2	2- 0	0- 1	AWAY	3- 0	0- 1	1- 0				
0- 1	0- 1	0- 0	NEUTRAL	0- 0	0- 0	0- 0				

RPI S	Opponent	Score	RPI S	Opponent	Score	Team's RPI: 37	RPI S	Opponent	Score	RPI S	Opponent	Score
2	H Notre Dame	70 62	29	A Syracuse	75 85		51	A Virginia	59 48	104	H Virginia Tech	85 71
7	H Duke	55 52	35	N LSU	58 59		58	A Georgia Tech	75 67	111	H Clemson	65 53
11	A Louisville	72 70	48	H Indiana	84 70		73	A Tulane	58 63	118	A North Carolina	70 83
11	N Louisville	58 59					88	A Wake Forest	65 50	118	H North Carolina	80 60
13	A Florida St.	70 61					88	H Wake Forest	77 89	157	H Pittsburgh	55 42
15	H Miami (FL)	64 67								171	H Hampton	81 56
21	N Kansas St.	50 67								175	A Boston College	70 58
										204	H Col. of Charleston	91 47
										224	H UNCW	86 54
										238	H Wofford	80 40
										252	A South Ala.	74 31
										267	H UMES	77 58
										295	H North Florida	78 52
										299	N UTEP	71 55
										334	H N.C. Central	83 33
LAST 12 Division I GAMES:												
11	N Louisville	58 59	58	A Georgia Tech	75 67		11	A Louisville	72 70			
51	A Virginia	59 48	118	H North Carolina	80 60		118	A North Carolina	70 83			
88	H Wake Forest	77 89	157	H Pittsburgh	55 42		111	H Clemson	65 53			
175	A Boston College	70 58	7	H Duke	55 52							
104	H Virginia Tech	85 71										

Non-Div I Games:

North Carolina St.

■ Loss, 
 ■ Non-Conf, S Site, 
 ■ Home 
 ■ Away 
 N Neutral

North Dakota

Through Games Of March 4, 2017

Average RPI Win:	230	WON-LOST	WINNING	LAST 10	STRENGTH OF	OPP. STRENGTH	TEAM	ADJ.	CONF.	ADJ CONF.
Average RPI Loss:	100	RECORD	PCT. RANK	GAMES	SCHEDULE	OF SCHEDULE	RPI	RPI	RPI	RPI
DIV. I ONLY	18- 9	85	8- 2	186	173	114	114	20	20	
DIV. I NON-CONF.	3- 6	230	0- 0	114	23	184	184	18	18	
TOTALS	RPI 1-25	RPI 26-50	W-L RECORDS	RPI 51-100	RPI 101-150	RPI 150+				
18- 9	0- 0	0- 3	OVERALL	0- 3	4- 1	14- 2				
9- 4	0- 0	0- 2	HOME	0- 2	2- 0	7- 0				
9- 5	0- 0	0- 1	AWAY	0- 1	2- 1	7- 2				
0- 0	0- 0	0- 0	NEUTRAL	0- 0	0- 0	0- 0				
3- 6	0- 0	0- 3	NON-CONFERENCE	0- 2	1- 0	2- 1				
1- 3	0- 0	0- 2	HOME	0- 1	1- 0	0- 0				
2- 3	0- 0	0- 1	AWAY	0- 1	0- 0	2- 1				
0- 0	0- 0	0- 0	NEUTRAL	0- 0	0- 0	0- 0				
15- 3	0- 0	0- 0	CONFERENCE	0- 1	3- 1	12- 1				
8- 1	0- 0	0- 0	HOME	0- 1	1- 0	7- 0				
7- 2	0- 0	0- 0	AWAY	0- 0	2- 1	5- 1				
0- 0	0- 0	0- 0	NEUTRAL	0- 0	0- 0	0- 0				

RPI S	Opponent	Score	RPI S	Opponent	Score	RPI S	Opponent	Score	RPI S	Opponent	Score	Team's RPI: 114
26	H Drake	91 99	62	H Iowa	60 75	121	A Northern Colo.	57 51	121	H Northern Colo.	75 68	
31	H South Dakota St.	72 83	79	H Montana St.	71 74	138	H San Francisco	71 63	139	A Eastern Wash.	75 71	
47	A UNI	53 74	97	A Texas Tech	80 90	142	A Idaho	61 74	169	A Idaho St.	65 62	
						169	H Idaho St.	63 56	185	A Kansas	71 76	
						217	A San Diego	65 61	234	A Portland St.	67 81	
						234	H Portland St.	65 61	249	A Weber St.	70 65	
						249	H Weber St.	83 67	280	A Sacramento St.	92 78	
						280	H Sacramento St.	94 71	285	A Southern Utah	68 65	
						285	H Southern Utah	75 70	289	A Northern Ariz.	80 78	
						289	H Northern Ariz.	88 69	298	A North Dakota St.	76 55	
						325	H Montana	73 63				
LAST 12 Division I GAMES:												
234	A Portland St.	67 81	139	A Eastern Wash.	75 71							
280	A Sacramento St.	92 78	121	A Northern Colo.	57 51							
121	H Northern Colo.	75 68	289	H Northern Ariz.	88 69							
249	H Weber St.	83 67	285	H Southern Utah	75 70							
169	H Idaho St.	63 56	169	A Idaho St.	65 62							
142	A Idaho	61 74	249	A Weber St.	70 65							

Non-Div I Games: Mayville St. 70 43 Mary 79 67

North Dakota

Average RPI Win:	247	WON-LOST	WINNING	LAST 10	STRENGTH OF	OPP. STRENGTH	TEAM	ADJ.	CONF.	ADJ CONF.
Average RPI Loss:	139	RECORD	PCT. RANK	GAMES	SCHEDULE	OF SCHEDULE	RPI	RPI	RPI	RPI
DIV. I ONLY	4- 24	331	1- 9	99	215	298	298	11	11	
DIV. I NON-CONF.	0- 11	335	0- 0	144	314	334	334	10	10	
TOTALS	RPI 1-25	RPI 26-50	W-L RECORDS	RPI 51-100	RPI 101-150	RPI 150+				
4- 24	0- 0	0- 3	OVERALL	1- 6	0- 3	3- 12				
3- 8	0- 0	0- 1	HOME	1- 2	0- 2	2- 3				
1- 13	0- 0	0- 1	AWAY	0- 3	0- 1	1- 8				
0- 3	0- 0	0- 1	NEUTRAL	0- 1	0- 0	0- 1				
0- 11	0- 0	0- 1	NON-CONFERENCE	0- 0	0- 3	0- 7				
0- 3	0- 0	0- 0	HOME	0- 0	0- 2	0- 1				
0- 6	0- 0	0- 0	AWAY	0- 0	0- 1	0- 5				
0- 2	0- 0	0- 1	NEUTRAL	0- 0	0- 0	0- 1				
4- 13	0- 0	0- 2	CONFERENCE	1- 6	0- 0	3- 5				
3- 5	0- 0	0- 1	HOME	1- 2	0- 0	2- 2				
1- 7	0- 0	0- 1	AWAY	0- 3	0- 0	1- 3				
0- 1	0- 0	0- 0	NEUTRAL	0- 1	0- 0	0- 0				

RPI S	Opponent	Score	RPI S	Opponent	Score	RPI S	Opponent	Score	RPI S	Opponent	Score	Team's RPI: 298
31	A South Dakota St.	44 70	31	H South Dakota St.	66 69	63	A South Dakota	48 80	106	H Colorado	59 76	
38	N Central Mich.	55 77	65	A IUPUI	58 71	63	H South Dakota	83 73	114	H North Dakota	55 76	
			65	H IUPUI	53 76	65	N IUPUI	56 69	146	A Oakland	66 95	
			74	A Western Ill.	81 110	65	H IUPUI	53 76	152	A Oral Roberts	64 71	
			74	H Western Ill.	60 87	65	N IUPUI	56 69	152	H Oral Roberts	50 70	
						74	A Western Ill.	81 110	153	A Milwaukee	74 79	
						74	H Western Ill.	60 87	154	A Omaha	64 90	
									154	H Omaha	60 80	
									172	H Western Mich.	63 68	
									192	A Providence	63 86	
									222	A UTRGV	67 81	
									233	N UC Santa Barbara	59 66	
									265	A Cal Poly	46 73	
									306	A Denver	86 80	
									306	H Denver	67 58	
									308	A Massachusetts	58 70	
									313	A Fort Wayne	68 72	
									313	H Fort Wayne	68 56	
LAST 12 Division I GAMES:												
65	N IUPUI	56 69	74	H Western Ill.	60 87	31	A South Dakota St.	44 70				
152	A Oral Roberts	64 71	152	H Oral Roberts	50 70	63	A South Dakota	48 80				
154	A Omaha	64 90	65	A IUPUI	58 71	65	A IUPUI	58 71				
65	H IUPUI	53 76	154	H Omaha	60 80							
306	H Denver	67 58										
313	A Fort Wayne	68 72										

Non-Div I Games: Mayville St. 93 44 Dickinson St. 70 63

North Dakota St.

Loss, Non-Conf, S Site, H Home A Away N Neutral

## North Florida

## Through Games Of March 4, 2017

Average RPI Win:	302	WON-LOST	WINNING	LAST 10	STRENGTH OF	OPP. STRENGTH	TEAM	ADJ.	CONF.	ADJ CONF.
Average RPI Loss:	165	RECORD	PCT. RANK	GAMES	SCHEDULE	OF SCHEDULE	RPI	RPI	RPI	RPI
DIV. I ONLY	7- 20	303	2- 8	212	258	295	295	25	25	
DIV. I NON-CONF.	4- 8	230	0- 0	208	253	250	250	24	24	
TOTALS	RPI 1-25	RPI 26-50	W-L RECORDS	RPI 51-100	RPI 101-150	RPI 150+				
7- 20	0- 1	0- 2	OVERALL	0- 2	0- 5	7- 10				
4- 7	0- 0	0- 0	HOME	0- 1	0- 2	4- 4				
2- 12	0- 1	0- 2	AWAY	0- 1	0- 3	2- 5				
1- 1	0- 0	0- 0	NEUTRAL	0- 0	0- 0	1- 1				
4- 8	0- 1	0- 2	NON-CONFERENCE	0- 0	0- 0	4- 5				
2- 2	0- 0	0- 0	HOME	0- 0	0- 0	2- 2				
1- 5	0- 1	0- 2	AWAY	0- 0	0- 0	1- 2				
1- 1	0- 0	0- 0	NEUTRAL	0- 0	0- 0	1- 1				
3- 12	0- 0	0- 0	CONFERENCE	0- 2	0- 5	3- 5				
2- 5	0- 0	0- 0	HOME	0- 1	0- 2	2- 2				
1- 7	0- 0	0- 0	AWAY	0- 1	0- 3	1- 3				
0- 0	0- 0	0- 0	NEUTRAL	0- 0	0- 0	0- 0				

RPI 1-25				RPI 26-50				RPI 51-100				RPI 101+ Team's RPI: 295			
RPI	S	Opponent	Score	RPI	S	Opponent	Score	RPI	S	Opponent	Score	RPI	S	Opponent	Score
13	A	Florida St.	39 95	30	A	South Fla.	42 78	98	A	Jacksonville	58 68	101	A	Stetson	44 68
				37	A	North Carolina St.	52 78	98	H	Jacksonville	59 69	101	H	Stetson	44 62
												105	A	FGCU	46 69
												105	A	FGCU	42 59
												105	H	FGCU	51 68
												177	A	Bethune-Cookman	50 52
												182	H	Morehead St.	65 84
												200	A	Xavier	46 83
												204	A	Col. of Charleston	60 47
												238	H	Wofford	60 79
												252	N	South Ala.	55 62
												274	A	Kennesaw St.	48 52
												274	H	Kennesaw St.	61 67
												290	N	Nicholls St.	77 74
												297	A	Lipscomb	62 66
												297	H	Lipscomb	58 60
												315	A	USC Upstate	78 67
												315	H	USC Upstate	77 74
												320	A	NJIT	62 64
												320	H	NJIT	61 51
												331	H	Florida A&M	71 60
												337	H	Fla. Atlantic	95 88
LAST 12 Division I GAMES:															
				105	A	FGCU	42 59					105	A	FGCU	46 69
				98	H	Jacksonville	59 69					101	H	Stetson	44 62
				297	A	Lipscomb	62 66					105	H	FGCU	51 68
				274	A	Kennesaw St.	48 52					101	A	Stetson	44 68
				320	H	NJIT	61 51					274	H	Kennesaw St.	61 67
				315	H	USC Upstate	77 74					297	H	Lipscomb	58 60

Non-Div I Games: Warner 72 44 Webber Int'l 103 57 Edward Waters 70 50

North Florida

Loss, Non-Conf, S Site, H Home A Away N Neutral

## North Texas

Through Games Of March 4, 2017

Average RPI Win:	211	WON-LOST	WINNING	LAST 10	STRENGTH OF	OPP. STRENGTH	TEAM	ADJ.	CONF.	ADJ CONF.
Average RPI Loss:	129	RECORD	PCT. RANK	GAMES	SCHEDULE	OF SCHEDULE	RPI	RPI	RPI	RPI
DIV. I ONLY	11- 18	242	5- 5	104	165	196	196	14	14	
DIV. I NON-CONF.	3- 8	262	0- 0	143	187	248	248	16	16	
TOTALS	RPI 1-25	RPI 26-50	W-L RECORDS	RPI 51-100	RPI 101-150	RPI 150+				
11- 18	0- 0	0- 3	OVERALL	0- 2	4- 7	7- 6				
6- 7	0- 0	0- 2	HOME	0- 0	3- 2	3- 3				
5- 9	0- 0	0- 1	AWAY	0- 2	1- 5	4- 1				
0- 2	0- 0	0- 0	NEUTRAL	0- 0	0- 0	0- 2				
3- 8	0- 0	0- 2	NON-CONFERENCE	0- 1	2- 1	1- 4				
2- 2	0- 0	0- 1	HOME	0- 0	1- 0	1- 1				
1- 4	0- 0	0- 1	AWAY	0- 1	1- 1	0- 1				
0- 2	0- 0	0- 0	NEUTRAL	0- 0	0- 0	0- 2				
8- 10	0- 0	0- 1	CONFERENCE	0- 1	2- 6	6- 2				
4- 5	0- 0	0- 1	HOME	0- 0	2- 2	2- 2				
4- 5	0- 0	0- 0	AWAY	0- 1	0- 4	4- 0				
0- 0	0- 0	0- 0	NEUTRAL	0- 0	0- 0	0- 0				

RPI S	Opponent	Score	RPI S	Opponent	Score	RPI S	Opponent	Score	RPI S	Opponent	Score	Team's RPI: 196
39	H Western Ky.	55 75	82	A Middle Tenn.	52 60	112	A Charlotte	49 66				
45	A Little Rock	44 55	99	A SMU	51 65	112	H Charlotte	63 78				
48	H Indiana	64 94				120	A Southern Miss.	48 70				
						120	H Southern Miss.	75 62				
						132	A Old Dominion	47 62				
						132	H Old Dominion	65 55				
						133	A Arizona	62 58				
						141	A Tulsa	58 63				
						144	H Iona	66 55				
						145	A Louisiana Tech	49 65				
						145	H Louisiana Tech	65 72				
						151	A Missouri St.	54 63				
						154	N Omaha	57 85				
						163	A Rice	77 69				
						163	H Rice	49 51				
						164	H Texas St.	58 59				
						173	A UAB	59 58				
						178	A UTSA	58 55				
						222	N UTRGV	69 74				
						243	H Marshall	57 60				
						299	A UTEP	76 69				
						307	H FIU	69 49				
						332	H Incarnate Word	84 61				
						337	H Fla. Atlantic	79 57				
LAST 12 Division I GAMES:												
243	H Marshall	57 60	307	H FIU	69 49							
39	H Western Ky.	55 75	337	H Fla. Atlantic	79 57							
120	A Southern Miss.	48 70	163	A Rice	77 69							
145	A Louisiana Tech	49 65	132	A Old Dominion	47 62							
178	A UTSA	58 55	112	A Charlotte	49 66							
299	A UTEP	76 69	145	H Louisiana Tech	65 72							

Non-Div I Games:

North Texas

■ Loss, 
 ■ Non-Conf, S Site, 
 ■ Home 
 ■ Away 
 N Neutral

## Northeastern

## Through Games Of March 4, 2017

Average RPI Win:	208	WON-LOST	WINNING	LAST 10	STRENGTH OF	OPP. STRENGTH	TEAM	ADJ.	CONF.	ADJ CONF.
Average RPI Loss:	87	RECORD	PCT. RANK	GAMES	SCHEDULE	OF SCHEDULE	RPI	RPI	RPI	RPI
DIV. I ONLY	12- 18	228	5- 5	62	95	148	148	9	9	
DIV. I NON-CONF.	4- 8	230	0- 0	59	98	170	170	8	8	
TOTALS	RPI 1-25	RPI 26-50	W-L RECORDS	RPI 51-100	RPI 101-150	RPI 150+				
12- 18	0- 1	0- 6	OVERALL	0- 4	1- 5	11- 2				
7- 6	0- 0	0- 2	HOME	0- 2	1- 2	6- 0				
5- 9	0- 0	0- 4	AWAY	0- 1	0- 3	5- 1				
0- 3	0- 1	0- 0	NEUTRAL	0- 1	0- 0	0- 1				
4- 8	0- 1	0- 2	NON-CONFERENCE	0- 2	0- 2	4- 1				
2- 2	0- 0	0- 0	HOME	0- 1	0- 1	2- 0				
2- 3	0- 0	0- 2	AWAY	0- 0	0- 1	2- 0				
0- 3	0- 1	0- 0	NEUTRAL	0- 1	0- 0	0- 1				
8- 10	0- 0	0- 4	CONFERENCE	0- 2	1- 3	7- 1				
5- 4	0- 0	0- 2	HOME	0- 1	1- 1	4- 0				
3- 6	0- 0	0- 2	AWAY	0- 1	0- 2	3- 1				
0- 0	0- 0	0- 0	NEUTRAL	0- 0	0- 0	0- 0				

RPI S	Opponent	Score	RPI S	Opponent	Score	RPI S	Opponent	Score	RPI S	Opponent	Score	Team's RPI: 148
8 N	Stanford	45 74	27 A	Elon	58 70	56 N	Purdue	54 79	117 H	St. Mary's (CA)	53 77	
			27 H	Elon	65 76	67 H	New Hampshire	63 66	129 A	William & Mary	58 60	
			40 A	Quinnipiac	59 76	80 A	Drexel	51 74	129 H	William & Mary	54 68	
			41 A	James Madison	54 74	80 H	Drexel	33 63	135 A	Delaware	53 65	
			41 H	James Madison	49 67				135 H	Delaware	50 41	
			42 A	Michigan St.	44 78				137 A	Maine	49 68	
									174 H	Siena	61 50	
									184 N	Wichita St.	73 87	
									188 A	Hofstra	53 51	
									188 H	Hofstra	52 46	
									199 A	Towson	63 51	
									199 H	Towson	72 64	
									204 A	Col. of Charleston	86 75	
									204 H	Col. of Charleston	61 44	
									218 H	Boston U.	78 59	
									224 A	UNCW	63 68	
									224 H	UNCW	55 47	
									253 A	Canisius	83 59	
									306 A	Denver	72 69	
LAST 12 Division I GAMES:												
188 H	Hofstra	52 46	27 A	Elon	58 70							
224 A	UNCW	63 68	41 H	James Madison	49 67							
204 A	Col. of Charleston	86 75	129 H	William & Mary	54 68							
199 A	Towson	63 51	80 A	Drexel	51 74							
135 H	Delaware	50 41	27 H	Elon	65 76							
204 H	Col. of Charleston	61 44	224 H	UNCW	55 47							

Non-Div I Games:

Northeastern

■ Loss, 
■ Non-Conf, 
■ S Site, 
■ H Home 
■ A Away 
N Neutral

Average RPI Win:	257	WON-LOST	WINNING	LAST 10	STRENGTH OF	OPP. STRENGTH	TEAM	ADJ.	CONF.	ADJ CONF.
Average RPI Loss:	179	RECORD	PCT. RANK	GAMES	SCHEDULE	OF SCHEDULE	RPI	RPI	RPI	RPI
DIV. I ONLY	8- 20	287	3- 7	217	276	289	289	20	20	
DIV. I NON-CONF.	3- 7	250	0- 0	237	333	288	288	18	18	
TOTALS	RPI 1-25	RPI 26-50	W-L RECORDS	RPI 51-100	RPI 101-150	RPI 150+				
8- 20	0- 0	0- 0	OVERALL	0- 2	2- 8	6- 10				
5- 8	0- 0	0- 0	HOME	0- 0	1- 4	4- 4				
3- 12	0- 0	0- 0	AWAY	0- 2	1- 4	2- 6				
0- 0	0- 0	0- 0	NEUTRAL	0- 0	0- 0	0- 0				
3- 7	0- 0	0- 0	NON-CONFERENCE	0- 1	0- 2	3- 4				
2- 2	0- 0	0- 0	HOME	0- 0	0- 1	2- 1				
1- 5	0- 0	0- 0	AWAY	0- 1	0- 1	1- 3				
0- 0	0- 0	0- 0	NEUTRAL	0- 0	0- 0	0- 0				
5- 13	0- 0	0- 0	CONFERENCE	0- 1	2- 6	3- 6				
3- 6	0- 0	0- 0	HOME	0- 0	1- 3	2- 3				
2- 7	0- 0	0- 0	AWAY	0- 1	1- 3	1- 3				
0- 0	0- 0	0- 0	NEUTRAL	0- 0	0- 0	0- 0				

RPI S	Opponent	Score	RPI S	Opponent	Score	RPI S	Opponent	Score	RPI S	Opponent	Score	Team's RPI: 289
						77	A Utah	65 78	114	A North Dakota	69 88	
						79	A Montana St.	69 86	114	H North Dakota	78 80	
									121	A Northern Colo.	64 75	
									121	H Northern Colo.	66 69	
									131	A Lamar University	60 75	
									139	A Eastern Wash.	64 79	
									139	H Eastern Wash.	56 47	
									140	H New Mexico St.	68 79	
									142	A Idaho	76 61	
									142	H Idaho	80 91	
									158	H CSUN	79 83	
									169	H Idaho St.	51 64	
									233	A UC Santa Barbara	51 60	
									234	A Portland St.	55 56	
									234	H Portland St.	73 74	
									246	A Grand Canyon	65 76	
									249	H Weber St.	64 75	
									265	A Cal Poly	53 58	
									280	A Sacramento St.	76 82	
									280	H Sacramento St.	91 88	
									285	A Southern Utah	77 68	
									285	H Southern Utah	77 65	
									299	A UTEP	65 51	
									306	H Denver	82 67	
									317	H Youngstown St.	70 49	
									325	A Montana	59 60	
LAST 12 Division I GAMES:												
139	A	Eastern Wash.	64	79	79	A	Montana St.	69	86			
142	A	Idaho	76	61	249	H	Weber St.	64	75			
234	H	Portland St.	73	74	169	H	Idaho St.	51	64			
280	H	Sacramento St.	91	88	114	A	North Dakota	69	88			
285	H	Southern Utah	77	65	121	A	Northern Colo.	64	75			
325	A	Montana	59	60	142	H	Idaho	80	91			

Non-Div I Games: Antelope Valley 109 60

Northern Ariz.



Average RPI Win:	240	WON-LOST	WINNING	LAST 10	STRENGTH OF	OPP. STRENGTH	TEAM	ADJ.	CONF.	ADJ CONF.
Average RPI Loss:	115	RECORD	PCT. RANK	GAMES	SCHEDULE	OF SCHEDULE	RPI	RPI	RPI	RPI
DIV. I ONLY	21- 7	42	6- 4	291	217	121	121	20	20	
DIV. I NON-CONF.	7- 3	83	0- 0	275	165	124	124	18	18	
TOTALS	RPI 1-25	RPI 26-50	W-L RECORDS	RPI 51-100	RPI 101-150	RPI 150+				
21- 7	0- 0	0- 1	OVERALL	1- 0	2- 5	18- 1				
10- 3	0- 0	0- 0	HOME	1- 0	1- 2	8- 1				
10- 4	0- 0	0- 1	AWAY	0- 0	1- 3	9- 0				
1- 0	0- 0	0- 0	NEUTRAL	0- 0	0- 0	1- 0				
7- 3	0- 0	0- 1	NON-CONFERENCE	0- 0	1- 2	6- 0				
3- 1	0- 0	0- 0	HOME	0- 0	1- 1	2- 0				
3- 2	0- 0	0- 1	AWAY	0- 0	0- 1	3- 0				
1- 0	0- 0	0- 0	NEUTRAL	0- 0	0- 0	1- 0				
14- 4	0- 0	0- 0	CONFERENCE	1- 0	1- 3	12- 1				
7- 2	0- 0	0- 0	HOME	1- 0	0- 1	6- 1				
7- 2	0- 0	0- 0	AWAY	0- 0	1- 2	6- 0				
0- 0	0- 0	0- 0	NEUTRAL	0- 0	0- 0	0- 0				

RPI S	Opponent	Score	RPI S	Opponent	Score	RPI S	Opponent	Score	RPI S	Opponent	Score	Team's RPI: 121
49	A Colorado St.	47 58	79	H Montana St.	66 58	105	H FGCU	77 74	106	H Colorado	62 83	
						114	A North Dakota	68 75	114	H North Dakota	51 57	
						117	A St. Mary's (CA)	65 75	139	A Eastern Wash.	61 67	
						142	A Idaho	71 67	169	A Idaho St.	77 62	
						169	H Idaho St.	58 68	178	A UTSA	73 66	
						217	H San Diego	54 51	234	A Portland St.	57 50	
						234	H Portland St.	91 62	244	A Pacific	60 56	
						249	A Weber St.	88 79	249	H Weber St.	86 62	
						280	A Sacramento St.	102 74	280	H Sacramento St.	95 88	
						283	N Eastern Mich.	58 57	285	A Southern Utah	83 53	
						285	H Southern Utah	74 55	289	A Northern Ariz.	69 66	
						289	H Northern Ariz.	75 64	306	H Denver	68 48	
						321	A Air Force	71 44	325	H Montana	65 46	
LAST 12 Division I GAMES:												
280	A Sacramento St.	102 74	142	A Idaho	71 67							
234	A Portland St.	57 50	114	H North Dakota	51 57							
114	A North Dakota	68 75	285	H Southern Utah	74 55							
169	H Idaho St.	58 68	289	H Northern Ariz.	75 64							
249	H Weber St.	86 62	249	A Weber St.	88 79							
139	A Eastern Wash.	61 67	169	A Idaho St.	77 62							

Non-Div I Games: Colo. Christian 90 47

Northern Colo.

■ Loss, 
 ■ Non-Conf, S Site, 
 ■ Home 
 ■ Away 
 N Neutral

## Northern Ill.

Through Games Of March 4, 2017

Average RPI Win:	204	WON-LOST	WINNING	LAST 10	STRENGTH OF	OPP. STRENGTH	TEAM	ADJ.	CONF.	ADJ CONF.
Average RPI Loss:	88	RECORD	PCT. RANK	GAMES	SCHEDULE	OF SCHEDULE	RPI	RPI	RPI	RPI
DIV. I ONLY	19- 10	95	5- 5	121	138	91	91	10	10	
DIV. I NON-CONF.	7- 4	114	0- 0	241	228	125	125	11	11	
TOTALS	RPI 1-25	RPI 26-50	W-L RECORDS	RPI 51-100	RPI 101-150	RPI 150+				
19- 10	0- 0	0- 3	OVERALL	5- 4	1- 1	13- 2				
9- 4	0- 0	0- 1	HOME	2- 1	0- 1	7- 1				
10- 5	0- 0	0- 1	AWAY	3- 1	1- 0	6- 1				
0- 1	0- 0	0- 0	NEUTRAL	0- 1	0- 0	0- 0				
7- 4	0- 0	0- 1	NON-CONFERENCE	0- 3	0- 0	7- 0				
4- 0	0- 0	0- 0	HOME	0- 0	0- 0	4- 0				
3- 3	0- 0	0- 1	AWAY	0- 2	0- 0	3- 0				
0- 1	0- 0	0- 0	NEUTRAL	0- 1	0- 0	0- 0				
12- 6	0- 0	0- 2	CONFERENCE	5- 1	1- 1	6- 2				
5- 4	0- 0	0- 1	HOME	2- 1	0- 1	3- 1				
7- 2	0- 0	0- 1	AWAY	3- 0	1- 0	3- 1				
0- 0	0- 0	0- 0	NEUTRAL	0- 0	0- 0	0- 0				

RPI 1-25				RPI 26-50				RPI 51-100				Team's RPI: 91				RPI 101+			
RPI	S	Opponent	Score	RPI	S	Opponent	Score	RPI	S	Opponent	Score	RPI	S	Opponent	Score	RPI	S	Opponent	Score
				26	A	Drake	86 95	55	A	Iowa St.	89 97	115	A	Ball St.	101 96				
				38	A	Central Mich.	86 109	57	H	Ohio	88 80	115	H	Ball St.	84 92				
				38	H	Central Mich.	94 109	59	A	Toledo	77 73	153	H	Milwaukee	114 104				
								59	H	Toledo	75 79	172	A	Western Mich.	77 90				
								63	N	South Dakota	83 97	172	H	Western Mich.	67 62				
								74	A	Western Ill.	79 83	207	H	SIUE	97 78				
								93	A	Kent St.	98 97	237	A	Bradley	81 51				
								93	H	Kent St.	93 72	239	H	Akron	55 84				
								94	A	Buffalo	89 80	242	A	Miami (OH)	63 61				
												242	H	Miami (OH)	89 76				
												258	A	Bowling Green	89 76				
												283	A	Eastern Mich.	81 71				
												283	H	Eastern Mich.	85 73				
												311	A	UMKC	86 75				
												314	H	Illinois St.	108 66				
												323	A	Loyola Chicago	90 70				
												344	H	Chicago St.	94 85				
LAST 12 Division I GAMES:																			
				172	A	Western Mich.	77 90	94	A	Buffalo	89 80								
				59	H	Toledo	75 79	38	H	Central Mich.	94 109								
				283	A	Eastern Mich.	81 71	172	H	Western Mich.	67 62								
				38	A	Central Mich.	86 109	115	A	Ball St.	101 96								
				115	H	Ball St.	84 92	93	H	Kent St.	93 72								
				242	A	Miami (OH)	63 61	242	H	Miami (OH)	89 76								

Non-Div I Games:

Northern Ill.

■ Loss, 
 ■ Non-Conf, 
 ■ S Site, 
 ■ H Home 
 ■ A Away 
 N Neutral

Average RPI Win: <b>255</b>	WON-LOST	WINNING	LAST 10	STRENGTH OF	OPP. STRENGTH	TEAM	ADJ.	CONF.	ADJ CONF.
Average RPI Loss: <b>174</b>	RECORD	PCT. RANK	GAMES	SCHEDULE	OF SCHEDULE	RPI	RPI	RPI	RPI
DIV. I ONLY	8- 22	298	2- 8	199	268	294	294	19	19
DIV. I NON-CONF.	3- 8	262	0- 0	172	318	274	274	21	21
TOTALS	RPI 1-25	RPI 26-50	W-L RECORDS	RPI 51-100	RPI 101-150	RPI 150+			
8- 22	0- 0	0- 3	OVERALL	0- 1	1- 5	7- 13			
4- 9	0- 0	0- 1	HOME	0- 0	0- 3	4- 5			
2- 11	0- 0	0- 1	AWAY	0- 1	0- 2	2- 5			
2- 2	0- 0	0- 0	NEUTRAL	0- 0	1- 0	1- 2			
3- 8	0- 0	0- 1	NON-CONFERENCE	0- 1	1- 1	2- 5			
1- 3	0- 0	0- 0	HOME	0- 0	0- 1	1- 2			
0- 4	0- 0	0- 1	AWAY	0- 1	0- 0	0- 2			
2- 1	0- 0	0- 0	NEUTRAL	0- 0	1- 0	1- 1			
5- 14	0- 0	0- 2	CONFERENCE	0- 0	0- 4	5- 8			
3- 6	0- 0	0- 1	HOME	0- 0	0- 2	3- 3			
2- 7	0- 0	0- 1	AWAY	0- 0	0- 2	2- 4			
0- 1	0- 0	0- 0	NEUTRAL	0- 0	0- 0	0- 1			

RPI 1-25				RPI 26-50				RPI 51-100				RPI 101+ Team's RPI: 294			
RPI	S	Opponent	Score	RPI	S	Opponent	Score	RPI	S	Opponent	Score	RPI	S	Opponent	Score
				28	A	Green Bay	39 70	57	A	Ohio	41 58	101	H	Stetson	45 54
				28	H	Green Bay	37 74					120	N	Southern Miss.	58 53
				48	A	Indiana	49 100					136	A	Wright St.	47 67
												136	H	Wright St.	63 70
												146	A	Oakland	66 86
												146	H	Oakland	47 61
												153	A	Milwaukee	44 72
												153	H	Milwaukee	72 51
												155	A	Detroit Mercy	49 57
												155	H	Detroit Mercy	53 55
												180	A	Cleveland St.	58 77
												180	H	Cleveland St.	54 58
												203	H	ETSU	62 56
												234	N	Portland St.	54 77
												236	A	Indiana St.	38 58
												242	H	Miami (OH)	50 60
												264	H	Murray St.	69 72
												282	A	Tennessee Tech	40 55
												292	A	Valparaiso	70 55
												292	H	Valparaiso	32 41
LAST 12 Division I GAMES:															
				318	N	Ill.-Chicago	60 72	292	H	Valparaiso	32 41	317	A	Youngstown St.	73 77
				28	H	Green Bay	37 74	318	H	Ill.-Chicago	66 49	317	H	Youngstown St.	87 81
				153	H	Milwaukee	72 51	136	A	Wright St.	47 67	318	A	Ill.-Chicago	58 37
				146	A	Oakland	66 86	155	H	Detroit Mercy	53 55	318	H	Ill.-Chicago	66 49
				180	A	Cleveland St.	58 77	146	H	Oakland	47 61	318	N	Ill.-Chicago	60 72
				317	A	Youngstown St.	73 77	318	A	Ill.-Chicago	58 37	322	N	Arkansas St.	83 78

Non-Div I Games: Ind.-East 66 46

Northern Ky.

■ Loss, 
 ■ Non-Conf, S Site, 
 ■ Home 
 ■ Away 
 N Neutral

Non-Conference				Through Games Of March 17, 2017						
Average RPI Win:	166	WON-LOST	WINNING	LAST 10	STRENGTH OF	OPP. STRENGTH	TEAM	ADJ.	CONF.	ADJ CONF.
Average RPI Loss:	47	RECORD	PCT. RANK	GAMES	SCHEDULE	OF SCHEDULE	RPI	RPI	RPI	RPI
DIV. I ONLY	20- 11	101	4- 6	81	73	68	68	6	6	
DIV. I NON-CONF.	11- 2	23	0- 0	170	177	48	48	6	6	
-----										
TOTALS	RPI 1-25	RPI 26-50		W-L RECORDS		RPI 51-100	RPI 101-150	RPI 150+		
20- 11	0- 4	2- 2		OVERALL		4- 5	0- 0	14- 0		
15- 2	0- 1	2- 0		HOME		3- 1	0- 0	10- 0		
4- 8	0- 2	0- 2		AWAY		0- 4	0- 0	4- 0		
1- 1	0- 1	0- 0		NEUTRAL		1- 0	0- 0	0- 0		
11- 2	0- 1	0- 0		NON-CONFERENCE		2- 1	0- 0	9- 0		
9- 0	0- 0	0- 0		HOME		2- 0	0- 0	7- 0		
2- 2	0- 1	0- 0		AWAY		0- 1	0- 0	2- 0		
0- 0	0- 0	0- 0		NEUTRAL		0- 0	0- 0	0- 0		
9- 9	0- 3	2- 2		CONFERENCE		2- 4	0- 0	5- 0		
6- 2	0- 1	2- 0		HOME		1- 1	0- 0	3- 0		
2- 6	0- 1	0- 2		AWAY		0- 3	0- 0	2- 0		
1- 1	0- 1	0- 0		NEUTRAL		1- 0	0- 0	0- 0		

RPI 1-25					RPI 26-50					RPI 51-100					Team's RPI: 68		RPI 101+				
RPI	S	Opponent	Score		RPI	S	Opponent	Score		RPI	S	Opponent	Score		RPI	S	Opponent	Score			
16	A	DePaul	66	89	42	H	Michigan St.	76	65	51	H	Virginia	69	60	151	H	Missouri St.	75	52		
17	A	Maryland	65	96	44	A	Michigan	54	80	56	A	Purdue	59	61	152	H	Oral Roberts	64	55		
25	H	Ohio St.	87	94	48	A	Indiana	38	66	56	H	Purdue	76	60	153	A	Milwaukee	65	63		
25	N	Ohio St.	68	99	48	H	Indiana	80	67	62	A	Iowa	59	78	161	A	Santa Clara	87	75		
										62	N	Iowa	78	73	171	H	Hampton	67	48		
										70	A	Minnesota	61	71	197	A	Nebraska	62	58		
										75	A	Gonzaga	56	67	205	H	Illinois	66	53		
										84	H	Penn St.	58	74	212	H	Wisconsin	63	43		
										86	H	Florida	73	68	220	H	UT Martin	82	59		
															223	A	Rutgers	55	37		
															223	H	Rutgers	60	38		
															240	H	Evansville	88	66		
															318	H	Ill.-Chicago	88	44		
															344	H	Chicago St.	75	42		
LAST 12 Division I GAMES:																					
25	N	Ohio St.	68	99	62	A	Iowa	59	78												
62	N	Iowa	78	73	48	A	Indiana	38	66												
70	A	Minnesota	61	71	84	H	Penn St.	58	74												
56	A	Purdue	59	61	212	H	Wisconsin	63	43												
223	H	Rutgers	60	38	223	A	Rutgers	55	37												
205	H	Illinois	66	53	44	A	Michigan	54	80												

Non-Div I Games:

Northwestern

Loss, Non-Conf, S Site, H Home A Away N Neutral

Average RPI Win:	290	WON-LOST	WINNING	LAST 10	STRENGTH OF	OPP. STRENGTH	TEAM	ADJ.	CONF.	ADJ CONF.
Average RPI Loss:	176	RECORD	PCT. RANK	GAMES	SCHEDULE	OF SCHEDULE	RPI	RPI	RPI	RPI
DIV. I ONLY	9- 16	251	4- 6	280	285	293	293	27	27	
DIV. I NON-CONF.	2- 5	259	0- 0	222	143	294	294	27	27	
TOTALS	RPI 1-25	RPI 26-50	W-L RECORDS	RPI 51-100	RPI 101-150	RPI 150+				
9- 16	0- 2	0- 0	OVERALL	1- 3	0- 3	8- 8				
8- 4	0- 0	0- 0	HOME	1- 1	0- 1	7- 2				
1- 12	0- 2	0- 0	AWAY	0- 2	0- 2	1- 6				
0- 0	0- 0	0- 0	NEUTRAL	0- 0	0- 0	0- 0				
2- 5	0- 2	0- 0	NON-CONFERENCE	0- 0	0- 0	2- 3				
2- 1	0- 0	0- 0	HOME	0- 0	0- 0	2- 1				
0- 4	0- 2	0- 0	AWAY	0- 0	0- 0	0- 2				
0- 0	0- 0	0- 0	NEUTRAL	0- 0	0- 0	0- 0				
7- 11	0- 0	0- 0	CONFERENCE	1- 3	0- 3	6- 5				
6- 3	0- 0	0- 0	HOME	1- 1	0- 1	5- 1				
1- 8	0- 0	0- 0	AWAY	0- 2	0- 2	1- 4				
0- 0	0- 0	0- 0	NEUTRAL	0- 0	0- 0	0- 0				

RPI 1-25				RPI 26-50				RPI 51-100				RPI 101+ Team's RPI: 293			
RPI	S	Opponent	Score	RPI	S	Opponent	Score	RPI	S	Opponent	Score	RPI	S	Opponent	Score
5	A	Mississippi St.	30 106					96	A	Central Ark.	43 76	107	A	Abilene Christian	57 79
12	A	Texas	39 86					96	H	Central Ark.	51 62	107	H	Abilene Christian	74 75
								100	A	SFA	67 80	131	A	Lamar University	60 73
								100	H	SFA	76 72	160	A	Memphis	38 54
												168	A	Arkansas	36 65
												219	H	New Orleans	95 93
												287	A	A&M-Corpus Christi	51 60
												288	A	McNeese	52 68
												288	H	McNeese	63 68
												290	H	Nicholls St.	75 58
												309	H	Mississippi Val.	64 68
												329	A	Southeastern La.	58 69
												329	H	Southeastern La.	89 71
												330	H	La.-Monroe	67 65
												332	A	Incarinate Word	76 74
												333	H	Jackson St.	83 65
												338	H	Houston Baptist	75 54
												339	A	Sam Houston St.	73 92
												339	H	Sam Houston St.	78 51
LAST 12 Division I GAMES:															
96	H	Central Ark.	51 62	107	A	Abilene Christian	57 79								
100	A	SFA	67 80	338	H	Houston Baptist	75 54								
219	H	New Orleans	95 93	100	H	SFA	76 72								
339	A	Sam Houston St.	73 92	131	A	Lamar University	60 73								
107	H	Abilene Christian	74 75	329	A	Southeastern La.	58 69								
329	H	Southeastern La.	89 71	288	A	McNeese	52 68								

Non-Div I Games: LeTourneau 80 68 Louisiana Col. 113 65 LSU-Alexandria 97 76 Central Baptist 93 42 Northwestern St.

Notre Dame

Through Games Of March 4, 2017

Average RPI Win:	79	WON-LOST	WINNING	LAST 10	STRENGTH OF	OPP. STRENGTH	TEAM	ADJ.	CONF.	ADJ CONF.
Average RPI Loss:	20	RECORD	PCT. RANK	GAMES	SCHEDULE	OF SCHEDULE	RPI	RPI	RPI	RPI
DIV. I ONLY	29- 3	4	10- 0	3	3	2	2	3	3	
DIV. I NON-CONF.	12- 2	21	0- 0	2	3	2	2	4	4	
TOTALS	RPI 1-25	RPI 26-50	W-L RECORDS	RPI 51-100	RPI 101-150	RPI 150+				
29- 3	7- 2	4- 1	OVERALL	8- 0	5- 0	5- 0				
14- 1	4- 1	2- 0	HOME	3- 0	1- 0	4- 0				
12- 2	2- 1	2- 1	AWAY	4- 0	3- 0	1- 0				
3- 0	1- 0	0- 0	NEUTRAL	1- 0	1- 0	0- 0				
12- 2	2- 2	3- 0	NON-CONFERENCE	3- 0	2- 0	2- 0				
6- 1	1- 1	2- 0	HOME	0- 0	1- 0	2- 0				
5- 1	1- 1	1- 0	AWAY	3- 0	0- 0	0- 0				
1- 0	0- 0	0- 0	NEUTRAL	0- 0	1- 0	0- 0				
17- 1	5- 0	1- 1	CONFERENCE	5- 0	3- 0	3- 0				
8- 0	3- 0	0- 0	HOME	3- 0	0- 0	2- 0				
7- 1	1- 0	1- 1	AWAY	1- 0	3- 0	1- 0				
2- 0	1- 0	0- 0	NEUTRAL	1- 0	0- 0	0- 0				

RPI	S	Opponent	Score	RPI	S	Opponent	Score	RPI	S	Opponent	Score	RPI	S	Opponent	Score
1	H	UConn	61 72	28	H	Green Bay	71 67	51	H	Virginia	82 74	104	A	Virginia Tech	76 59
7	H	Duke	62 58	29	A	Syracuse	85 80	51	N	Virginia	76 59	111	A	Clemson	84 80
10	H	Washington	71 60	37	A	North Carolina St.	62 70	58	A	Georgia Tech	55 38	118	A	North Carolina	77 55
11	H	Louisville	85 66	38	H	Central Mich.	107 47	58	H	Georgia Tech	90 69	122	H	Fordham	67 36
11	N	Louisville	84 73	42	A	Michigan St.	79 61	59	A	Toledo	85 68	150	N	Louisiana	91 51
13	H	Florida St.	79 61					62	A	Iowa	73 58	157	H	Pittsburgh	86 54
15	A	Miami (FL)	67 55					78	A	Chattanooga	79 58	162	H	TCU	92 59
16	A	DePaul	75 61					88	H	Wake Forest	92 72	175	A	Boston College	80 69
22	A	Tennessee	69 71									175	H	Boston College	82 45
												292	H	Valparaiso	114 54
LAST 12 Division I GAMES:															
		11 N Louisville	84 73			58 H Georgia Tech	90 69								
		51 N Virginia	76 59			11 H Louisville	85 66								
		13 H Florida St.	79 61			104 A Virginia Tech	76 59								
		175 H Boston College	82 45			51 H Virginia	82 74								
		29 A Syracuse	85 80			7 H Duke	62 58								
		111 A Clemson	84 80			118 A North Carolina	77 55								

Non-Div I Games:

Notre Dame

Loss, Non-Conf, S Site, H Home A Away N Neutral

## Oakland

Through Games Of March 4, 2017

Average RPI Win:	262	WON-LOST	WINNING	LAST 10	STRENGTH OF	OPP. STRENGTH	TEAM	ADJ.	CONF.	ADJ CONF.
Average RPI Loss:	98	RECORD	PCT. RANK	GAMES	SCHEDULE	OF SCHEDULE	RPI	RPI	RPI	RPI
DIV. I ONLY	16- 11	119	8- 2	228	198	146	146	19	19	
DIV. I NON-CONF.	4- 5	198	0- 0	254	88	194	194	21	21	
TOTALS	RPI 1-25	RPI 26-50	W-L RECORDS	RPI 51-100	RPI 101-150	RPI 150+				
16- 11	0- 0	1- 5	OVERALL	0- 0	0- 3	15- 3				
8- 4	0- 0	1- 0	HOME	0- 0	0- 2	7- 2				
8- 7	0- 0	0- 5	AWAY	0- 0	0- 1	8- 1				
0- 0	0- 0	0- 0	NEUTRAL	0- 0	0- 0	0- 0				
4- 5	0- 0	0- 4	NON-CONFERENCE	0- 0	0- 1	4- 0				
2- 1	0- 0	0- 0	HOME	0- 0	0- 1	2- 0				
2- 4	0- 0	0- 4	AWAY	0- 0	0- 0	2- 0				
0- 0	0- 0	0- 0	NEUTRAL	0- 0	0- 0	0- 0				
12- 6	0- 0	1- 1	CONFERENCE	0- 0	0- 2	11- 3				
6- 3	0- 0	1- 0	HOME	0- 0	0- 1	5- 2				
6- 3	0- 0	0- 1	AWAY	0- 0	0- 1	6- 1				
0- 0	0- 0	0- 0	NEUTRAL	0- 0	0- 0	0- 0				

RPI 1-25				RPI 26-50				RPI 51-100				RPI 101+ Team's RPI: 146			
RPI	S	Opponent	Score	RPI	S	Opponent	Score	RPI	S	Opponent	Score	RPI	S	Opponent	Score
				28	A	Green Bay	47 89					115	H	Ball St.	59 66
				28	H	Green Bay	74 71					136	A	Wright St.	66 84
				38	A	Central Mich.	67 70					136	H	Wright St.	61 73
				42	A	Michigan St.	74 81					153	A	Milwaukee	75 73
				44	A	Michigan	63 101					153	H	Milwaukee	77 63
				48	A	Indiana	59 84					155	A	Detroit Mercy	61 71
												155	H	Detroit Mercy	71 80
												180	A	Cleveland St.	93 79
												180	H	Cleveland St.	62 74
												273	H	Vermont	79 55
												292	A	Valparaiso	98 60
												292	H	Valparaiso	104 63
												294	A	Northern Ky.	61 47
												294	H	Northern Ky.	86 66
												298	H	North Dakota St.	95 66
												313	A	Fort Wayne	82 61
												317	A	Youngstown St.	80 58
												317	H	Youngstown St.	80 54
												318	A	Ill.-Chicago	78 50
												318	H	Ill.-Chicago	81 58
												344	A	Chicago St.	80 60
LAST 12 Division I GAMES:															
				180	A	Cleveland St.	93 79					153	H	Milwaukee	77 63
				317	A	Youngstown St.	80 58					28	H	Green Bay	74 71
				294	H	Northern Ky.	86 66					136	A	Wright St.	66 84
				318	A	Ill.-Chicago	78 50					294	A	Northern Ky.	61 47
				292	A	Valparaiso	98 60					317	H	Youngstown St.	80 54
				155	A	Detroit Mercy	61 71					180	H	Cleveland St.	62 74

Non-Div I Games: Concordia (MI) 99 32 Marygrove 126 31

Oakland

Loss, Non-Conf, S Site, H Home A Away N Neutral

Average RPI Win:	188	WON-LOST	WINNING	LAST 10	STRENGTH OF	OPP. STRENGTH	TEAM	ADJ.	CONF.	ADJ CONF.
Average RPI Loss:	98	RECORD	PCT. RANK	GAMES	SCHEDULE	OF SCHEDULE	RPI	RPI	RPI	RPI
DIV. I ONLY	21- 8	59	6- 4	112	125	57	57	10	10	
DIV. I NON-CONF.	9- 2	37	0- 0	173	225	51	51	11	11	
TOTALS	RPI 1-25	RPI 26-50	W-L RECORDS	RPI 51-100	RPI 101-150	RPI 150+				
21- 8	0- 0	0- 3	OVERALL	5- 4	2- 0	14- 1				
13- 2	0- 0	0- 1	HOME	2- 1	1- 0	10- 0				
8- 6	0- 0	0- 2	AWAY	3- 3	1- 0	4- 1				
0- 0	0- 0	0- 0	NEUTRAL	0- 0	0- 0	0- 0				
9- 2	0- 0	0- 1	NON-CONFERENCE	2- 0	1- 0	6- 1				
6- 0	0- 0	0- 0	HOME	0- 0	1- 0	5- 0				
3- 2	0- 0	0- 1	AWAY	2- 0	0- 0	1- 1				
0- 0	0- 0	0- 0	NEUTRAL	0- 0	0- 0	0- 0				
12- 6	0- 0	0- 2	CONFERENCE	3- 4	1- 0	8- 0				
7- 2	0- 0	0- 1	HOME	2- 1	0- 0	5- 0				
5- 4	0- 0	0- 1	AWAY	1- 3	1- 0	3- 0				
0- 0	0- 0	0- 0	NEUTRAL	0- 0	0- 0	0- 0				

RPI 1-25	RPI 26-50	RPI 51-100	Team's RPI: 57	RPI 101+
RPI S Opponent Score	RPI S Opponent Score	RPI S Opponent Score		RPI S Opponent Score
38 A Central Mich. 59 64	59 A Toledo 64 55	115 A Ball St. 72 68		
38 H Central Mich. 64 70	59 H Toledo 61 55	119 H Duquesne 64 46		
44 A Michigan 46 69	65 A IUPUI 71 65	172 H Western Mich. 80 67		
	82 A Middle Tenn. 73 52	205 H Illinois 80 68		
	91 A Northern Ill. 80 88	210 H Binghamton 63 55		
	93 A Kent St. 77 83	220 H UT Martin 72 55		
	93 H Kent St. 65 68	221 A High Point 76 48		
	94 A Buffalo 54 65	239 A Akron 85 69		
	94 H Buffalo 83 55	239 H Akron 62 48		
		242 A Miami (OH) 79 62		
		242 H Miami (OH) 77 63		
		258 A Bowling Green 69 58		
		258 H Bowling Green 79 68		
		264 H Murray St. 79 70		
		283 H Eastern Mich. 68 51		
		294 H Northern Ky. 58 41		
		296 A N.C. A&T 57 63		
LAST 12 Division I GAMES:				
239 H Akron 62 48	115 A Ball St. 72 68			
258 H Bowling Green 79 68	59 H Toledo 61 55			
242 H Miami (OH) 77 63	38 A Central Mich. 59 64			
94 A Buffalo 54 65	242 A Miami (OH) 79 62			
93 A Kent St. 77 83	172 H Western Mich. 80 67			
38 H Central Mich. 64 70	283 H Eastern Mich. 68 51			

Non-Div I Games:

Ohio

■ Loss, 
 ■ Non-Conf, S Site, 
 ■ Home 
 ■ Away 
 N Neutral



Average RPI Win:	147	WON-LOST	WINNING	LAST 10	STRENGTH OF	OPP. STRENGTH	TEAM	ADJ.	CONF.	ADJ CONF.
Average RPI Loss:	21	RECORD	PCT. RANK	GAMES	SCHEDULE	OF SCHEDULE	RPI	RPI	RPI	RPI
DIV. I ONLY	26- 6	19	9- 1	60	52	25	25	6	6	
DIV. I NON-CONF.	10- 4	80	0- 0	48	56	64	64	6	6	
TOTALS	RPI 1-25	RPI 26-50	W-L RECORDS	RPI 51-100	RPI 101-150	RPI 150+				
26- 6	1- 4	3- 1	OVERALL	7- 1	2- 0	13- 0				
16- 2	1- 2	1- 0	HOME	3- 0	1- 0	10- 0				
7- 2	0- 1	1- 1	AWAY	3- 0	0- 0	3- 0				
3- 2	0- 1	1- 0	NEUTRAL	1- 1	1- 0	0- 0				
10- 4	0- 4	1- 0	NON-CONFERENCE	0- 0	2- 0	7- 0				
8- 2	0- 2	0- 0	HOME	0- 0	1- 0	7- 0				
0- 1	0- 1	0- 0	AWAY	0- 0	0- 0	0- 0				
2- 1	0- 1	1- 0	NEUTRAL	0- 0	1- 0	0- 0				
16- 2	1- 0	2- 1	CONFERENCE	7- 1	0- 0	6- 0				
8- 0	1- 0	1- 0	HOME	3- 0	0- 0	3- 0				
7- 1	0- 0	1- 1	AWAY	3- 0	0- 0	3- 0				
1- 1	0- 0	0- 0	NEUTRAL	1- 1	0- 0	0- 0				

RPI	S	Opponent	Score	RPI	S	Opponent	Score	RPI	S	Opponent	Score	RPI	S	Opponent	Score
1	A	UConn	63 82	29	N	Syracuse	77 72	56	A	Purdue	61 56	105	N	FGCU	79 66
3	H	South Carolina	80 92	42	A	Michigan St.	75 94	56	N	Purdue	60 71	119	H	Duquesne	89 69
6	N	Baylor	68 85	44	H	Michigan	96 87	62	H	Iowa	88 81	180	H	Cleveland St.	96 78
15	H	Miami (FL)	89 94	48	A	Indiana	92 82	68	A	Northwestern	94 87	181	H	Cincinnati	80 38
17	H	Maryland	98 87					68	N	Northwestern	99 68	197	A	Nebraska	87 69
								70	A	Minnesota	88 76	197	H	Nebraska	95 75
								70	H	Minnesota	87 62	205	H	Illinois	88 64
								84	H	Penn St.	87 72	211	H	Alabama St.	118 61
												212	A	Wisconsin	96 68
												212	H	Wisconsin	70 61
												223	A	Rutgers	73 45
												227	H	Southern U.	108 73
												253	H	Canisius	89 56
												336	H	LIU Brooklyn	113 54
												341	H	Winthrop	88 48
LAST 12 Division I GAMES:															
		56	N	Purdue	60	71	212	A	Wisconsin	96	68				
		68	N	Northwestern	99	68	84	H	Penn St.	87	72				
		223	A	Rutgers	73	45	197	H	Nebraska	95	75				
		17	H	Maryland	98	87	70	A	Minnesota	88	76				
		197	A	Nebraska	87	69	205	H	Illinois	88	64				
		62	H	Iowa	88	81	212	H	Wisconsin	70	61				

Non-Div I Games:

Ohio St.

## Oklahoma

Through Games Of March 4, 2017

Average RPI Win:	109	WON-LOST	WINNING	LAST 10	STRENGTH OF	OPP. STRENGTH	TEAM	ADJ.	CONF.	ADJ CONF.
Average RPI Loss:	41	RECORD	PCT. RANK	GAMES	SCHEDULE	OF SCHEDULE	RPI	RPI	RPI	RPI
DIV. I ONLY	22- 9	64	6- 4	19	27	20	20	4	4	
DIV. I NON-CONF.	9- 3	63	0- 0	38	80	42	42	3	3	
TOTALS	RPI 1-25	RPI 26-50	W-L RECORDS	RPI 51-100	RPI 101-150	RPI 150+				
22- 9	2- 5	3- 0	OVERALL	8- 3	1- 0	8- 1				
14- 2	2- 1	3- 0	HOME	4- 0	1- 0	4- 1				
6- 5	0- 4	0- 0	AWAY	4- 1	0- 0	2- 0				
2- 2	0- 0	0- 0	NEUTRAL	0- 2	0- 0	2- 0				
9- 3	0- 1	3- 0	NON-CONFERENCE	1- 1	1- 0	4- 1				
6- 1	0- 0	3- 0	HOME	0- 0	1- 0	2- 1				
1- 1	0- 1	0- 0	AWAY	1- 0	0- 0	0- 0				
2- 1	0- 0	0- 0	NEUTRAL	0- 1	0- 0	2- 0				
13- 6	2- 4	0- 0	CONFERENCE	7- 2	0- 0	4- 0				
8- 1	2- 1	0- 0	HOME	4- 0	0- 0	2- 0				
5- 4	0- 3	0- 0	AWAY	3- 1	0- 0	2- 0				
0- 1	0- 0	0- 0	NEUTRAL	0- 1	0- 0	0- 0				

RPI	S	Opponent	Score	RPI	S	Opponent	Score	RPI	S	Opponent	Score	RPI	S	Opponent	Score
6	A	Baylor	58 92	31	H	South Dakota St.	74 60	52	N	California	74 82	141	H	Tulsa	85 68
6	H	Baylor	64 103	45	H	Little Rock	68 58	53	A	West Virginia	73 83	152	H	Oral Roberts	67 74
12	A	Texas	68 86	49	H	Colorado St.	70 55	53	H	West Virginia	90 87	162	A	TCU	73 64
12	H	Texas	74 73					53	N	West Virginia	58 82	162	H	TCU	87 72
14	A	Kentucky	68 82					55	A	Iowa St.	67 57	165	H	Southern Ill.	80 48
21	A	Kansas St.	71 79					55	H	Iowa St.	78 63	185	A	Kansas	84 54
21	H	Kansas St.	85 80					76	A	Oklahoma St.	66 60	185	H	Kansas	89 52
								76	H	Oklahoma St.	68 62	200	N	Xavier	81 69
								81	A	BYU	68 61	222	H	UTRGV	92 59
								97	A	Texas Tech	64 56	234	N	Portland St.	74 60
								97	H	Texas Tech	66 45				
LAST 12 Division I GAMES:															
				53	N	West Virginia	58 82	53	H	West Virginia	90 87				
				6	H	Baylor	64 103	76	A	Oklahoma St.	66 60				
				162	A	TCU	73 64	185	H	Kansas	89 52				
				21	A	Kansas St.	71 79	6	A	Baylor	58 92				
				12	H	Texas	74 73	55	H	Iowa St.	78 63				
				97	A	Texas Tech	64 56	76	H	Oklahoma St.	68 62				

Non-Div I Games:

Oklahoma

■ Loss, 
 ■ Non-Conf, S Site, 
 ■ Home 
 ■ Away 
 N Neutral

Average RPI Win: 152		WON-LOST	WINNING	LAST 10	STRENGTH OF	OPP. STRENGTH	TEAM	ADJ.	CONF.	ADJ CONF.
Average RPI Loss: 37		RECORD	PCT. RANK	GAMES	SCHEDULE	OF SCHEDULE	RPI	RPI	RPI	RPI
DIV. I ONLY		17- 14	148	4- 6	48	18	76	76	4	4
DIV. I NON-CONF.		10- 1	15	0- 0	94	121	22	22	3	3
TOTALS	RPI 1-25	RPI 26-50		W-L RECORDS		RPI 51-100	RPI 101-150		RPI 150+	
17- 14	0- 10	1- 0		OVERALL		4- 3	2- 0		10- 1	
12- 4	0- 4	1- 0		HOME		4- 0	0- 0		7- 0	
2- 8	0- 4	0- 0		AWAY		0- 3	1- 0		1- 1	
3- 2	0- 2	0- 0		NEUTRAL		0- 0	1- 0		2- 0	
10- 1	0- 1	1- 0		NON-CONFERENCE		1- 0	2- 0		6- 0	
7- 0	0- 0	1- 0		HOME		1- 0	0- 0		5- 0	
1- 0	0- 0	0- 0		AWAY		0- 0	1- 0		0- 0	
2- 1	0- 1	0- 0		NEUTRAL		0- 0	1- 0		1- 0	
7- 13	0- 9	0- 0		CONFERENCE		3- 3	0- 0		4- 1	
5- 4	0- 4	0- 0		HOME		3- 0	0- 0		2- 0	
1- 8	0- 4	0- 0		AWAY		0- 3	0- 0		1- 1	
1- 1	0- 1	0- 0		NEUTRAL		0- 0	0- 0		1- 0	

RPI 1-25					
RPI	S	Opponent	Score		
4	N	Oregon St.	54	73	
6	A	Baylor	67	89	
6	H	Baylor	50	86	
12	A	Texas	35	66	
12	H	Texas	71	85	
12	N	Texas	60	71	
20	A	Oklahoma	62	68	
20	H	Oklahoma	60	66	
21	A	Kansas St.	69	74	
21	H	Kansas St.	43	63	

RPI 26-50					
RPI	S	Opponent	Score		
47	H	UNI	81	57	

RPI 51-100 Team's RPI: 76					
RPI	S	Opponent	Score		
53	A	West Virginia	53	79	
53	H	West Virginia	67	63	
55	A	Iowa St.	48	61	
55	H	Iowa St.	71	59	
85	H	Georgia	71	51	
97	A	Texas Tech	65	70	
97	H	Texas Tech	75	62	

RPI 101+					
RPI	S	Opponent	Score		
103	A	Washington St.	79	72	
123	N	Long Beach St.	63	57	
161	N	Santa Clara	67	53	
162	A	TCU	82	67	
162	H	TCU	88	70	
163	H	Rice	65	51	
185	A	Kansas	49	67	
185	H	Kansas	74	70	
185	N	Kansas	79	75	
202	H	Loyola Marymount	66	58	
222	H	UTRGV	86	53	
254	H	Tennessee St.	86	48	
322	H	Arkansas St.	76	34	

LAST 12 Division I GAMES:					
12	N	Texas	60	71	
185	N	Kansas	79	75	
55	A	Iowa St.	48	61	
53	H	West Virginia	67	63	
97	H	Texas Tech	75	62	
6	A	Baylor	67	89	
162	H	TCU	88	70	
53	A	West Virginia	53	79	
185	A	Kansas	49	67	
20	H	Oklahoma	60	66	
12	H	Texas	71	85	
21	A	Kansas St.	69	74	

Non-Div I Games:

Oklahoma St.

Loss, Non-Conf, S Site, H Home A Away N Neutral

Average RPI Win:	220	WON-LOST	WINNING	LAST 10	STRENGTH OF	OPP. STRENGTH	TEAM	ADJ.	CONF.	ADJ CONF.
Average RPI Loss:	91	RECORD	PCT. RANK	GAMES	SCHEDULE	OF SCHEDULE	RPI	RPI	RPI	RPI
DIV. I ONLY	16- 13	140	7- 3	79	149	132	132	14	14	
DIV. I NON-CONF.	5- 6	186	0- 0	55	141	165	165	16	16	
TOTALS	RPI 1-25	RPI 26-50	W-L RECORDS	RPI 51-100	RPI 101-150	RPI 150+				
16- 13	0- 2	0- 4	OVERALL	0- 1	3- 3	13- 3				
10- 5	0- 0	0- 1	HOME	0- 1	1- 2	9- 1				
6- 6	0- 2	0- 1	AWAY	0- 0	2- 1	4- 2				
0- 2	0- 0	0- 2	NEUTRAL	0- 0	0- 0	0- 0				
5- 6	0- 2	0- 2	NON-CONFERENCE	0- 0	1- 1	4- 1				
5- 1	0- 0	0- 0	HOME	0- 0	1- 1	4- 0				
0- 3	0- 2	0- 0	AWAY	0- 0	0- 0	0- 1				
0- 2	0- 0	0- 2	NEUTRAL	0- 0	0- 0	0- 0				
11- 7	0- 0	0- 2	CONFERENCE	0- 1	2- 2	9- 2				
5- 4	0- 0	0- 1	HOME	0- 1	0- 1	5- 1				
6- 3	0- 0	0- 1	AWAY	0- 0	2- 1	4- 1				
0- 0	0- 0	0- 0	NEUTRAL	0- 0	0- 0	0- 0				

RPI 1-25				RPI 26-50				RPI 51-100				RPI 101+				Team's RPI: 132	
RPI	S	Opponent	Score	RPI	S	Opponent	Score	RPI	S	Opponent	Score	RPI	S	Opponent	Score		
7	A	Duke	64 92	29	N	Syracuse	66 92	82	H	Middle Tenn.	63 80	112	A	Charlotte	72 70		
15	A	Miami (FL)	56 66	36	N	Dayton	69 77					112	H	Charlotte	75 86		
				39	A	Western Ky.	73 79					120	A	Southern Miss.	69 84		
				39	H	Western Ky.	62 67					129	H	William & Mary	58 69		
												143	H	VCU	70 60		
												145	A	Louisiana Tech	69 64		
												163	A	Rice	59 47		
												163	H	Rice	81 66		
												171	H	Hampton	61 58		
												173	H	UAB	73 61		
												178	H	UTSA	68 81		
												196	A	North Texas	55 65		
												196	H	North Texas	62 47		
												203	A	ETSU	60 70		
												215	H	Dartmouth	82 56		
												243	A	Marshall	94 85		
												243	H	Marshall	73 69		
												272	H	Norfolk St.	65 54		
												299	H	UTEP	87 68		
												307	A	FIU	86 64		
												334	H	N.C. Central	83 52		
												337	A	Fla. Atlantic	93 73		
LAST 12 Division I GAMES:																	
178	H	UTSA	68 81	82	H	Middle Tenn.	63 80										
299	H	UTEP	87 68	337	A	Fla. Atlantic	93 73										
39	A	Western Ky.	73 79	307	A	FIU	86 64										
243	A	Marshall	94 85	196	H	North Texas	62 47										
112	A	Charlotte	72 70	163	H	Rice	81 66										
173	H	UAB	73 61	112	H	Charlotte	75 86										

Non-Div I Games:

Old Dominion

Average RPI Win:	185	WON-LOST	WINNING	LAST 10	STRENGTH OF	OPP. STRENGTH	TEAM	ADJ.	CONF.	ADJ CONF.
Average RPI Loss:	52	RECORD	PCT. RANK	GAMES	SCHEDULE	OF SCHEDULE	RPI	RPI	RPI	RPI
DIV. I ONLY	17- 13	130	4- 6	85	53	116	116	2	2	
DIV. I NON-CONF.	11- 2	23	0- 0	312	261	100	100	2	2	
TOTALS	RPI 1-25	RPI 26-50	W-L RECORDS	RPI 51-100	RPI 101-150	RPI 150+				
17- 13	2- 5	2- 3	OVERALL	2- 2	1- 3	10- 0				
15- 3	2- 1	2- 1	HOME	1- 0	1- 1	9- 0				
1- 9	0- 4	0- 1	AWAY	1- 2	0- 2	0- 0				
1- 1	0- 0	0- 1	NEUTRAL	0- 0	0- 0	1- 0				
11- 2	0- 0	1- 0	NON-CONFERENCE	0- 2	1- 0	9- 0				
10- 0	0- 0	1- 0	HOME	0- 0	1- 0	8- 0				
0- 2	0- 0	0- 0	AWAY	0- 2	0- 0	0- 0				
1- 0	0- 0	0- 0	NEUTRAL	0- 0	0- 0	1- 0				
6- 11	2- 5	1- 3	CONFERENCE	2- 0	0- 3	1- 0				
5- 3	2- 1	1- 1	HOME	1- 0	0- 1	1- 0				
1- 7	0- 4	0- 1	AWAY	1- 0	0- 2	0- 0				
0- 1	0- 0	0- 1	NEUTRAL	0- 0	0- 0	0- 0				

RPI	S	Opponent	Score	RPI	S	Opponent	Score	RPI	S	Opponent	Score	RPI	S	Opponent	Score	Team's RPI: 116
3	A	South Carolina	46 65	34	H	Oregon	83 67	53	A	West Virginia	61 66	110	A	Vanderbilt	67 85	
5	A	Mississippi St.	62 73	35	H	LSU	51 62	85	H	Georgia	69 62	130	A	Alabama	80 90	
5	H	Mississippi St.	44 66	35	N	LSU	49 65	86	A	Florida	84 75	130	H	Alabama	57 65	
14	A	Kentucky	57 89	46	A	Auburn	60 83	92	A	UNLV	57 64	143	H	VCU	77 57	
22	H	Tennessee	67 62	46	H	Auburn	63 59					168	H	Arkansas	73 64	
23	H	Texas A&M	62 49									212	N	Wisconsin	69 44	
24	A	Missouri	65 100									221	H	High Point	73 62	
												251	H	Jacksonville St.	68 50	
												262	H	Austin Peay	66 38	
												297	H	Lipscomb	76 49	
												309	H	Mississippi Val.	67 30	
												329	H	Southeastern La.	81 31	
												330	H	La.-Monroe	97 40	
												333	H	Jackson St.	89 41	
LAST 12 Division I GAMES:																
35	N	LSU	49 65	35	H	LSU	51 62									
23	H	Texas A&M	62 49	86	A	Florida	84 75									
24	A	Missouri	65 100	85	H	Georgia	69 62									
110	A	Vanderbilt	67 85	14	A	Kentucky	57 89									
46	H	Auburn	63 59	130	H	Alabama	57 65									
5	H	Mississippi St.	44 66	3	A	South Carolina	46 65									

Non-Div I Games:

Ole Miss

■ Loss, 
 ■ Non-Conf, 
 ■ S Site, 
 ■ H Home 
 ■ A Away 
 N Neutral

Average RPI Win:	<b>237</b>	WON-LOST	WINNING	LAST 10	STRENGTH OF	OPP. STRENGTH	TEAM	ADJ.	CONF.	ADJ CONF.
Average RPI Loss:	<b>95</b>	RECORD	PCT. RANK	GAMES	SCHEDULE	OF SCHEDULE	RPI	RPI	RPI	RPI
DIV. I ONLY	<b>13- 14</b>	<b>183</b>	<b>6- 4</b>	<b>140</b>	<b>141</b>	<b>154</b>	<b>154</b>	<b>11</b>	<b>11</b>	
DIV. I NON-CONF.	<b>5- 6</b>	<b>186</b>	<b>1- 1</b>	<b>154</b>	<b>168</b>	<b>145</b>	<b>145</b>	<b>10</b>	<b>10</b>	
TOTALS	RPI 1-25	RPI 26-50	W-L RECORDS	RPI 51-100	RPI 101-150	RPI 150+				
13- 14	0- 2	1- 2	OVERALL	1- 5	0- 2	11- 3				
7- 4	0- 1	1- 0	HOME	1- 2	0- 0	5- 1				
5- 10	0- 1	0- 2	AWAY	0- 3	0- 2	5- 2				
1- 0	0- 0	0- 0	NEUTRAL	0- 0	0- 0	1- 0				
5- 6	0- 2	0- 1	NON-CONFERENCE	0- 0	0- 2	5- 1				
2- 1	0- 1	0- 0	HOME	0- 0	0- 0	2- 0				
2- 5	0- 1	0- 1	AWAY	0- 0	0- 2	2- 1				
1- 0	0- 0	0- 0	NEUTRAL	0- 0	0- 0	1- 0				
8- 8	0- 0	1- 1	CONFERENCE	1- 5	0- 0	6- 2				
5- 3	0- 0	1- 0	HOME	1- 2	0- 0	3- 1				
3- 5	0- 0	0- 1	AWAY	0- 3	0- 0	3- 1				
0- 0	0- 0	0- 0	NEUTRAL	0- 0	0- 0	0- 0				

RPI 1-25				RPI 26-50				RPI 51-100				RPI 101+				Team's RPI: 154	
RPI	S	Opponent	Score	RPI	S	Opponent	Score	RPI	S	Opponent	Score	RPI	S	Opponent	Score		
19	A	Creighton	45 82	31	A	South Dakota St.	64 76	63	A	South Dakota	56 91	102	A	UCF	41 81		
21	H	Kansas St.	57 70	31	H	South Dakota St.	83 82	63	H	South Dakota	52 60	107	A	Abilene Christian	66 73		
				49	A	Colorado St.	42 69	65	A	IUPUI	47 79	152	A	Oral Roberts	64 49		
								65	H	IUPUI	64 44	152	H	Oral Roberts	65 67		
								74	A	Western Ill.	63 80	196	N	North Texas	85 57		
								74	H	Western Ill.	74 78	197	A	Nebraska	58 66		
												236	H	Indiana St.	72 45		
												238	H	Wofford	89 64		
												298	A	North Dakota St.	80 60		
												298	H	North Dakota St.	90 64		
												306	A	Denver	82 73		
												306	H	Denver	100 78		
												311	A	UMKC	80 57		
												313	A	Fort Wayne	62 65		
												313	H	Fort Wayne	63 49		
												331	A	Florida A&M	70 50		
LAST 12 Division I GAMES:																	
196	N	North Texas	85 57	152	A	Oral Roberts	64 49										
107	A	Abilene Christian	66 73	74	A	Western Ill.	63 80										
306	H	Denver	100 78	65	A	IUPUI	47 79										
298	H	North Dakota St.	90 64	31	H	South Dakota St.	83 82										
63	A	South Dakota	56 91	313	A	Fort Wayne	62 65										
313	H	Fort Wayne	63 49	306	A	Denver	82 73										

Non-Div I Games: Lincoln (MO) 98 49 York (NE) 106 37

Omaha

Loss, Non-Conf, S Site, H Home A Away N Neutral

Oral Roberts

Through Games Of March 4, 2017

Average RPI Win:	214	WON-LOST	WINNING	LAST 10	STRENGTH OF	OPP. STRENGTH	TEAM	ADJ.	CONF.	ADJ CONF.
Average RPI Loss:	90	RECORD	PCT. RANK	GAMES	SCHEDULE	OF SCHEDULE	RPI	RPI	RPI	RPI
DIV. I ONLY	13- 14	183	5- 5	161	90	152	152	11	11	
DIV. I NON-CONF.	6- 5	148	0- 0	185	10	89	89	10	10	
TOTALS	RPI 1-25	RPI 26-50	W-L RECORDS	RPI 51-100	RPI 101-150	RPI 150+				
13- 14	1- 0	0- 4	OVERALL	1- 7	1- 0	10- 3				
6- 5	0- 0	0- 1	HOME	1- 2	1- 0	4- 2				
7- 9	1- 0	0- 3	AWAY	0- 5	0- 0	6- 1				
0- 0	0- 0	0- 0	NEUTRAL	0- 0	0- 0	0- 0				
6- 5	1- 0	0- 2	NON-CONFERENCE	0- 2	1- 0	4- 1				
3- 0	0- 0	0- 0	HOME	0- 0	1- 0	2- 0				
3- 5	1- 0	0- 2	AWAY	0- 2	0- 0	2- 1				
0- 0	0- 0	0- 0	NEUTRAL	0- 0	0- 0	0- 0				
7- 9	0- 0	0- 2	CONFERENCE	1- 5	0- 0	6- 2				
3- 5	0- 0	0- 1	HOME	1- 2	0- 0	2- 2				
4- 4	0- 0	0- 1	AWAY	0- 3	0- 0	4- 0				
0- 0	0- 0	0- 0	NEUTRAL	0- 0	0- 0	0- 0				

RPI 1-25				RPI 26-50				RPI 51-100				RPI 101+ Team's RPI: 152			
RPI	S	Opponent	Score	RPI	S	Opponent	Score	RPI	S	Opponent	Score	RPI	S	Opponent	Score
20	A	Oklahoma	74 67	31	A	South Dakota St.	35 82	62	A	Iowa	76 96	141	H	Tulsa	76 68
				31	H	South Dakota St.	57 78	63	A	South Dakota	50 79	151	H	Missouri St.	78 56
				33	A	Arizona St.	52 79	63	H	South Dakota	47 69	154	A	Omaha	67 65
				45	A	Little Rock	50 56	65	A	IUPUI	41 53	154	H	Omaha	49 64
								65	H	IUPUI	54 45	168	A	Arkansas	70 60
								68	A	Northwestern	55 64	185	A	Kansas	56 64
								74	A	Western Ill.	72 76	220	H	UT Martin	82 53
								74	H	Western Ill.	62 76	298	A	North Dakota St.	70 50
												298	H	North Dakota St.	71 64
												306	A	Denver	70 57
												306	H	Denver	45 47
												313	A	Fort Wayne	75 59
												313	H	Fort Wayne	82 56
												338	A	Houston Baptist	75 65
LAST 12 Division I GAMES:															
298	H	North Dakota St.	71 64	74	H	Western Ill.	62 76								
306	A	Denver	70 57	298	A	North Dakota St.	70 50								
63	A	South Dakota	50 79	306	H	Denver	45 47								
154	H	Omaha	49 64	313	A	Fort Wayne	75 59								
31	A	South Dakota St.	35 82	65	A	IUPUI	41 53								
65	H	IUPUI	54 45	31	H	South Dakota St.	57 78								

Non-Div I Games: Mid-Amer. Christian98 63 Okla. Sci. & Arts 67 35

Oral Roberts

Loss, Non-Conf, S Site, H Home A Away N Neutral

## Oregon

Through Games Of March 4, 2017

Average RPI Win:	130	WON-LOST	WINNING	LAST 10	STRENGTH OF	OPP. STRENGTH	TEAM	ADJ.	CONF.	ADJ CONF.
Average RPI Loss:	36	RECORD	PCT. RANK	GAMES	SCHEDULE	OF SCHEDULE	RPI	RPI	RPI	RPI
DIV. I ONLY	20- 13	112	5- 5	17	15	34	34	1	1	
DIV. I NON-CONF.	10- 2	32	0- 0	125	133	41	41	1	1	
TOTALS	RPI 1-25	RPI 26-50	W-L RECORDS	RPI 51-100	RPI 101-150	RPI 150+				
20- 13	2- 8	1- 1	OVERALL	5- 1	6- 3	6- 0				
10- 5	1- 3	1- 0	HOME	2- 1	3- 1	3- 0				
6- 6	0- 3	0- 1	AWAY	3- 0	2- 2	1- 0				
4- 2	1- 2	0- 0	NEUTRAL	0- 0	1- 0	2- 0				
10- 2	0- 1	1- 0	NON-CONFERENCE	0- 0	3- 1	6- 0				
6- 0	0- 0	1- 0	HOME	0- 0	2- 0	3- 0				
2- 1	0- 0	0- 0	AWAY	0- 0	1- 1	1- 0				
2- 1	0- 1	0- 0	NEUTRAL	0- 0	0- 0	2- 0				
10- 11	2- 7	0- 1	CONFERENCE	5- 1	3- 2	0- 0				
4- 5	1- 3	0- 0	HOME	2- 1	1- 1	0- 0				
4- 5	0- 3	0- 1	AWAY	3- 0	1- 1	0- 0				
2- 1	1- 1	0- 0	NEUTRAL	0- 0	1- 0	0- 0				

RPI	S	Opponent	Score	RPI	S	Opponent	Score	RPI	S	Opponent	Score	RPI	S	Opponent	Score
4	A	Oregon St.	60 67	33	A	Arizona St.	63 68	52	A	California	69 66	103	H	Washington St.	59 75
4	H	Oregon St.	40 43	42	H	Michigan St.	88 55	52	H	California	49 55	106	A	Colorado	66 76
5	N	Mississippi St.	63 75					77	A	Utah	73 61	106	H	Colorado	71 66
8	A	Stanford	60 81					77	H	Utah	84 66	111	A	Clemson	87 59
8	H	Stanford	59 65					90	A	Southern California	59 53	116	A	Ole Miss	67 83
8	N	Stanford	56 71					90	H	Southern California	73 50	131	H	Lamar University	84 67
9	A	UCLA	63 79									133	A	Arizona	79 65
9	H	UCLA	84 75									133	N	Arizona	70 63
10	H	Washington	77 99									142	H	Idaho	73 70
10	N	Washington	70 69									178	H	UTSA	77 63
												206	N	San Jose St.	91 62
												234	N	Portland St.	90 46
												247	A	Hawaii	86 49
												250	H	CSU Bakersfield	77 62
												276	H	Portland	81 41
LAST 12 Division I GAMES:															
		8 N Stanford	56 71			77 A Utah	73 61								
		10 N Washington	70 69			90 H Southern California	73 50								
		133 N Arizona	70 63			9 H UCLA	84 75								
		8 H Stanford	59 65			33 A Arizona St.	63 68								
		52 H California	49 55			133 A Arizona	79 65								
		106 A Colorado	66 76			4 A Oregon St.	60 67								

Non-Div I Games:

Oregon

■ Loss, 
 ■ Non-Conf, S Site, 
 ■ Home 
 ■ Away 
 N Neutral



Average RPI Win:	91	WON-LOST	WINNING	LAST 10	STRENGTH OF	OPP. STRENGTH	TEAM	ADJ.	CONF.	ADJ CONF.
Average RPI Loss:	44	RECORD	PCT. RANK	GAMES	SCHEDULE	OF SCHEDULE	RPI	RPI	RPI	RPI
DIV. I ONLY	29- 3	4	9- 1	12	28	4	4	1	1	
DIV. I NON-CONF.	11- 1	12	0- 0	44	191	15	15	1	1	
TOTALS	RPI 1-25	RPI 26-50	W-L RECORDS	RPI 51-100	RPI 101-150	RPI 150+				
29- 3	5- 1	4- 1	OVERALL	10- 1	6- 0	4- 0				
14- 2	3- 0	1- 1	HOME	3- 1	3- 0	4- 0				
8- 1	1- 1	2- 0	AWAY	3- 0	2- 0	0- 0				
7- 0	1- 0	1- 0	NEUTRAL	4- 0	1- 0	0- 0				
11- 1	0- 0	1- 1	NON-CONFERENCE	4- 0	2- 0	4- 0				
6- 1	0- 0	0- 1	HOME	1- 0	1- 0	4- 0				
0- 0	0- 0	0- 0	AWAY	0- 0	0- 0	0- 0				
5- 0	0- 0	1- 0	NEUTRAL	3- 0	1- 0	0- 0				
18- 2	5- 1	3- 0	CONFERENCE	6- 1	4- 0	0- 0				
8- 1	3- 0	1- 0	HOME	2- 1	2- 0	0- 0				
8- 1	1- 1	2- 0	AWAY	3- 0	2- 0	0- 0				
2- 0	1- 0	0- 0	NEUTRAL	1- 0	0- 0	0- 0				

RPI	S	Opponent	Score	RPI	S	Opponent	Score	RPI	S	Opponent	Score	RPI	S	Opponent	Score
8	A	Stanford	72 69	32	H	Marquette	73 74	52	A	California	66 56	103	H	Washington St.	80 58
8	H	Stanford	50 47	33	A	Arizona St.	54 45	52	H	California	71 56	106	A	Colorado	54 49
9	A	UCLA	56 66	34	A	Oregon	43 40	52	N	California	65 49	106	H	Colorado	81 57
9	H	UCLA	68 61	34	H	Oregon	67 60	72	H	UC Davis	93 52	131	H	Lamar University	88 56
9	N	UCLA	63 53	40	N	Quinnipiac	75 60	76	N	Oklahoma St.	73 54	133	A	Arizona	65 57
10	H	Washington	73 70					77	A	Utah	63 49	142	N	Idaho	60 49
								77	H	Utah	70 44	169	H	Idaho St.	61 38
								81	N	BYU	65 56	276	H	Portland	62 45
								90	A	Southern California	74 60	284	H	Ark.-Pine Bluff	73 40
								90	H	Southern California	50 70	285	H	Southern Utah	77 38
								92	N	UNLV	62 59				
LAST 12 Division I GAMES:															
		9 N UCLA	63 53			9 H UCLA	68 61								
		52 N California	65 49			90 H Southern California	50 70								
		52 H California	71 56			133 A Arizona	65 57								
		8 H Stanford	50 47			33 A Arizona St.	54 45								
		77 A Utah	63 49			34 H Oregon	67 60								
		106 A Colorado	54 49			34 A Oregon	43 40								

Non-Div I Games:

Oregon St.

RPI 1-25				RPI 26-50				RPI 51-100				RPI 101+				Team's RPI: 244	
RPI	S	Opponent	Score	RPI	S	Opponent	Score	RPI	S	Opponent	Score	RPI	S	Opponent	Score		
9	A	UCLA	55 82	32	H	Marquette	75 89	72	H	UC Davis	87 95	117	A	St. Mary's (CA)	74 82		
								75	A	Gonzaga	65 63	117	H	St. Mary's (CA)	54 63		
								75	H	Gonzaga	58 74	121	H	Northern Colo.	56 60		
								75	N	Gonzaga	59 91	123	A	Long Beach St.	58 66		
								79	H	Montana St.	66 72	138	A	San Francisco	64 67		
								81	A	BYU	50 68	138	H	San Francisco	63 60		
								81	H	BYU	55 68	161	A	Santa Clara	51 68		
												161	H	Santa Clara	51 61		
												176	H	Fresno St.	67 74		
												202	A	Loyola Marymount	64 75		
												202	H	Loyola Marymount	52 65		
												206	A	San Jose St.	99 96		
												217	A	San Diego	71 73		
												217	H	San Diego	84 64		
												250	H	CSU Bakersfield	91 61		
												276	A	Portland	84 74		
												276	H	Portland	71 78		
												310	A	Pepperdine	58 59		
												310	H	Pepperdine	80 79		
												310	N	Pepperdine	73 55		
LAST 12 Division I GAMES:																	
				75	N	Gonzaga	59 91	161	A	Santa Clara	51 68						
				310	N	Pepperdine	73 55	217	A	San Diego	71 73						
				202	A	Loyola Marymount	64 75	310	H	Pepperdine	80 79						
				161	H	Santa Clara	51 61	117	A	St. Mary's (CA)	74 82						
				75	H	Gonzaga	58 74	138	A	San Francisco	64 67						
				276	H	Portland	71 78	202	H	Loyola Marymount	52 65						

Page 234

Average RPI Win:	179	WON-LOST	WINNING	LAST 10	STRENGTH OF	OPP. STRENGTH	TEAM	ADJ.	CONF.	ADJ CONF.
Average RPI Loss:	100	RECORD	PCT. RANK	GAMES	SCHEDULE	OF SCHEDULE	RPI	RPI	RPI	RPI
DIV. I ONLY	18- 7	60	9- 1	101	109	61	61	8	8	
DIV. I NON-CONF.	6- 6	165	0- 1	219	109	179	179	9	9	
TOTALS	RPI 1-25	RPI 26-50	W-L RECORDS	RPI 51-100	RPI 101-150	RPI 150+				
18- 7	0- 2	2- 0	OVERALL	0- 1	6- 2	10- 2				
6- 5	0- 1	1- 0	HOME	0- 1	3- 1	2- 2				
12- 2	0- 1	1- 0	AWAY	0- 0	3- 1	8- 0				
0- 0	0- 0	0- 0	NEUTRAL	0- 0	0- 0	0- 0				
6- 6	0- 2	0- 0	NON-CONFERENCE	0- 1	0- 1	6- 2				
0- 5	0- 1	0- 0	HOME	0- 1	0- 1	0- 2				
6- 1	0- 1	0- 0	AWAY	0- 0	0- 0	6- 0				
0- 0	0- 0	0- 0	NEUTRAL	0- 0	0- 0	0- 0				
12- 1	0- 0	2- 0	CONFERENCE	0- 0	6- 1	4- 0				
6- 0	0- 0	1- 0	HOME	0- 0	3- 0	2- 0				
6- 1	0- 0	1- 0	AWAY	0- 0	3- 1	2- 0				
0- 0	0- 0	0- 0	NEUTRAL	0- 0	0- 0	0- 0				

RPI 1-25				RPI 26-50				RPI 51-100 Team's RPI: 61				RPI 101+			
RPI	S	Opponent	Score	RPI	S	Opponent	Score	RPI	S	Opponent	Score	RPI	S	Opponent	Score
7	A	Duke	55 68	43	A	Harvard	64 46	54	H	Villanova	48 60	108	H	Saint Joseph's	53 57
18	H	Temple	53 63	43	H	Harvard	63 43					113	A	Princeton	62 57
												126	A	Cornell	61 55
												126	H	Cornell	47 34
												134	A	Yale	48 61
												134	H	Yale	66 55
												149	A	Brown	71 68
												149	H	Brown	86 60
												158	A	CSUN	47 36
												167	H	La Salle	56 58
												179	A	UC Riverside	71 55
												195	A	Columbia	64 54
												195	H	Columbia	68 59
												210	H	Binghamton	48 61
												215	A	Dartmouth	60 47
												215	H	Dartmouth	68 38
												235	A	Richmond	47 44
												301	A	Rhode Island	75 43
												302	A	Lafayette	64 47
												342	A	Wagner	63 39
LAST 12 Division I GAMES:															
43	A	Harvard	64 46	126	A	Cornell	61 55								
215	A	Dartmouth	60 47	195	A	Columbia	64 54								
195	H	Columbia	68 59	215	H	Dartmouth	68 38								
126	H	Cornell	47 34	43	H	Harvard	63 43								
134	A	Yale	48 61	18	H	Temple	53 63								
149	A	Brown	71 68	54	H	Villanova	48 60								

Non-Div I Games: Stevens 89 43

Penn

■ Loss, 
 ■ Non-Conf, 
 ■ S Site, 
 ■ H Home 
 ■ A Away 
 N Neutral

Average RPI Win:	168	WON-LOST	WINNING	LAST 10	STRENGTH OF	OPP. STRENGTH	TEAM	ADJ.	CONF.	ADJ CONF.
Average RPI Loss:	67	RECORD	PCT. RANK	GAMES	SCHEDULE	OF SCHEDULE	RPI	RPI	RPI	RPI
DIV. I ONLY	19- 10	95	6- 4	144	57	84	84	6	6	
DIV. I NON-CONF.	10- 2	32	0- 0	278	106	83	83	6	6	
TOTALS	RPI 1-25	RPI 26-50	W-L RECORDS	RPI 51-100	RPI 101-150	RPI 150+				
19- 10	1- 2	1- 3	OVERALL	4- 4	1- 0	12- 1				
14- 1	1- 0	1- 1	HOME	3- 0	1- 0	8- 0				
4- 7	0- 2	0- 2	AWAY	1- 2	0- 0	3- 1				
1- 2	0- 0	0- 0	NEUTRAL	0- 2	0- 0	1- 0				
10- 2	1- 0	0- 0	NON-CONFERENCE	0- 2	1- 0	8- 0				
7- 0	1- 0	0- 0	HOME	0- 0	1- 0	5- 0				
2- 1	0- 0	0- 0	AWAY	0- 1	0- 0	2- 0				
1- 1	0- 0	0- 0	NEUTRAL	0- 1	0- 0	1- 0				
9- 8	0- 2	1- 3	CONFERENCE	4- 2	0- 0	4- 1				
7- 1	0- 0	1- 1	HOME	3- 0	0- 0	3- 0				
2- 6	0- 2	0- 2	AWAY	1- 1	0- 0	1- 1				
0- 1	0- 0	0- 0	NEUTRAL	0- 1	0- 0	0- 0				

RPI 1-25				RPI 26-50				RPI 51-100				RPI 101+			
RPI	S	Opponent	Score	RPI	S	Opponent	Score	RPI	S	Opponent	Score	RPI	S	Opponent	Score
17	A	Maryland	83 89	42	A	Michigan St.	64 73	56	A	Purdue	51 64	144	H	Iona	80 67
22	H	Tennessee	70 56	44	H	Michigan	76 75	56	H	Purdue	79 73	157	H	Pittsburgh	91 62
25	A	Ohio St.	72 87	48	A	Indiana	66 72	62	H	Iowa	71 58	175	A	Boston College	60 56
				48	H	Indiana	70 89	64	N	Georgetown	54 68	190	H	American	70 65
								68	A	Northwestern	74 58	197	H	Nebraska	86 69
								70	H	Minnesota	77 66	205	A	Illinois	80 62
								70	N	Minnesota	64 70	205	H	Illinois	82 66
								80	A	Drexel	60 83	212	H	Wisconsin	76 46
												223	A	Rutgers	45 61
												239	H	Akron	84 71
												243	H	Marshall	82 80
												255	N	Georgia St.	69 42
												319	A	Holy Cross	84 48
												326	H	Saint Peter's	106 50
LAST 12 Division I GAMES:															
70	N	Minnesota	64 70	68	A	Northwestern	74 58								
44	H	Michigan	76 75	25	A	Ohio St.	72 87								
42	A	Michigan St.	64 73	205	H	Illinois	82 66								
205	A	Illinois	80 62	48	A	Indiana	66 72								
56	H	Purdue	79 73	197	H	Nebraska	86 69								
70	H	Minnesota	77 66	212	H	Wisconsin	76 46								

Non-Div I Games:

Penn St.

■ Loss, 
 ■ Non-Conf, S Site, 
 ■ Home 
 ■ Away 
 N Neutral

# Pepperdine

Through Games Of March 4, 2017

Average RPI Win:	212	WON-LOST	WINNING	LAST 10	STRENGTH OF	OPP. STRENGTH	TEAM	ADJ.	CONF.	ADJ CONF.
Average RPI Loss:	181	RECORD	PCT. RANK	GAMES	SCHEDULE	OF SCHEDULE	RPI	RPI	RPI	RPI
DIV. I ONLY	7- 23	311	2- 8	234	216	310	310	15	15	
DIV. I NON-CONF.	2- 9	293	0- 0	239	337	320	320	13	13	
TOTALS	RPI 1-25	RPI 26-50	W-L RECORDS	RPI 51-100	RPI 101-150	RPI 150+				
7- 23	0- 1	0- 0	OVERALL	1- 4	1- 5	5- 13				
5- 9	0- 1	0- 0	HOME	1- 2	1- 2	3- 4				
2- 13	0- 0	0- 0	AWAY	0- 2	0- 3	2- 8				
0- 1	0- 0	0- 0	NEUTRAL	0- 0	0- 0	0- 1				
2- 9	0- 1	0- 0	NON-CONFERENCE	0- 1	0- 2	2- 5				
1- 4	0- 1	0- 0	HOME	0- 1	0- 1	1- 1				
1- 5	0- 0	0- 0	AWAY	0- 0	0- 1	1- 4				
0- 0	0- 0	0- 0	NEUTRAL	0- 0	0- 0	0- 0				
5- 14	0- 0	0- 0	CONFERENCE	1- 3	1- 3	3- 8				
4- 5	0- 0	0- 0	HOME	1- 1	1- 1	2- 3				
1- 8	0- 0	0- 0	AWAY	0- 2	0- 2	1- 4				
0- 1	0- 0	0- 0	NEUTRAL	0- 0	0- 0	0- 1				

RPI S	Opponent	Score	RPI S	Opponent	Score	RPI S	Opponent	Score	RPI S	Opponent	Score	Team's RPI: 310
7	H Duke	65 99				75	A Gonzaga	61 83	117	A St. Mary's (CA)	57 84	
						75	H Gonzaga	79 69	117	H St. Mary's (CA)	60 81	
						81	A BYU	49 88	123	H Long Beach St.	41 44	
						81	H BYU	47 73	138	A San Francisco	78 84	
						92	H UNLV	61 68	138	H San Francisco	81 59	
									140	A New Mexico St.	66 75	
									161	A Santa Clara	40 61	
									161	H Santa Clara	48 69	
									202	A Loyola Marymount	60 72	
									202	H Loyola Marymount	78 87	
									217	A San Diego	55 42	
									217	H San Diego	57 40	
									233	A UC Santa Barbara	57 66	
									244	A Pacific	79 80	
									244	H Pacific	59 58	
									244	N Pacific	55 73	
									250	H CSU Bakersfield	62 57	
									265	A Cal Poly	52 62	
									276	A Portland	55 75	
									276	H Portland	61 71	
									281	H Nevada	60 69	
									306	A Denver	67 75	
									335	A Utah Valley	65 72	
									346	A Cal St. Fullerton	69 58	
LAST 12 Division I GAMES:												
244	N Pacific	55 73	81	A BYU	49 88							
138	A San Francisco	78 84	244	A Pacific	79 80							
117	A St. Mary's (CA)	57 84	138	H San Francisco	81 59							
202	H Loyola Marymount	78 87	75	A Gonzaga	61 83							
161	H Santa Clara	48 69	276	A Portland	55 75							
217	H San Diego	57 40	117	H St. Mary's (CA)	60 81							

Non-Div I Games:

Pepperdine

Loss, Non-Conf, S Site, H Home A Away N Neutral

Average RPI Win:	219	WON-LOST	WINNING	LAST 10	STRENGTH OF	OPP. STRENGTH	TEAM	ADJ.	CONF.	ADJ CONF.
Average RPI Loss:	53	RECORD	PCT. RANK	GAMES	SCHEDULE	OF SCHEDULE	RPI	RPI	RPI	RPI
DIV. I ONLY	12- 17	221	1- 9	57	55	157	157	3	3	
DIV. I NON-CONF.	8- 4	97	0- 0	246	290	182	182	4	4	
TOTALS	RPI 1-25	RPI 26-50	W-L RECORDS	RPI 51-100	RPI 101-150	RPI 150+				
12- 17	0- 6	0- 3	OVERALL	1- 4	3- 4	8- 0				
10- 6	0- 2	0- 1	HOME	1- 1	3- 2	6- 0				
0- 10	0- 4	0- 2	AWAY	0- 3	0- 1	0- 0				
2- 1	0- 0	0- 0	NEUTRAL	0- 0	0- 1	2- 0				
8- 4	0- 0	0- 0	NON-CONFERENCE	0- 2	1- 2	7- 0				
6- 2	0- 0	0- 0	HOME	0- 1	1- 1	5- 0				
0- 2	0- 0	0- 0	AWAY	0- 1	0- 1	0- 0				
2- 0	0- 0	0- 0	NEUTRAL	0- 0	0- 0	2- 0				
4- 13	0- 6	0- 3	CONFERENCE	1- 2	2- 2	1- 0				
4- 4	0- 2	0- 1	HOME	1- 0	2- 1	1- 0				
0- 8	0- 4	0- 2	AWAY	0- 2	0- 0	0- 0				
0- 1	0- 0	0- 0	NEUTRAL	0- 0	0- 1	0- 0				

RPI S	Opponent	Score	RPI S	Opponent	Score	RPI S	Opponent	Score	RPI S	Opponent	Score	Team's RPI: 157
2	A Notre Dame	54 86	29	A Syracuse	65 93	51	H Virginia	62 54	104	H Virginia Tech	72 64	
7	A Duke	48 62	29	H Syracuse	57 73	56	H Purdue	61 67	111	H Clemson	46 54	
11	A Louisville	52 73	37	A North Carolina St.	42 55	58	A Georgia Tech	57 71	112	H Charlotte	63 70	
11	H Louisville	48 63				84	A Penn St.	62 91	118	H North Carolina	68 48	
13	A Florida St.	48 79				88	A Wake Forest	48 57	118	N North Carolina	60 72	
15	H Miami (FL)	50 82							119	A Duquesne	54 63	
									126	H Cornell	56 44	
									175	H Boston College	56 43	
									266	H Bryant	76 60	
									271	H Loyola Maryland	74 44	
									288	N McNeese	71 65	
									291	H Mt. St. Mary's	89 54	
									299	N UTEP	71 46	
									317	H Youngstown St.	63 50	
									323	H Loyola Chicago	59 35	
LAST 12 Division I GAMES:												
118	N North Carolina	60 72	111	H Clemson	46 54							
29	H Syracuse	57 73	88	A Wake Forest	48 57							
13	A Florida St.	48 79	29	A Syracuse	65 93							
58	A Georgia Tech	57 71	11	H Louisville	48 63							
104	H Virginia Tech	72 64	37	A North Carolina St.	42 55							
7	A Duke	48 62	51	H Virginia	62 54							

Non-Div I Games: Slippery Rock 94 48

Pittsburgh

■ Loss, 
 ■ Non-Conf, S Site, 
 ■ Home 
 ■ Away 
 N Neutral

Average RPI Win: <b>260</b>	WON-LOST	WINNING	LAST 10	STRENGTH OF	OPP. STRENGTH	TEAM	ADJ.	CONF.	ADJ CONF.
Average RPI Loss: <b>130</b>	RECORD	PCT. RANK	GAMES	SCHEDULE	OF SCHEDULE	RPI	RPI	RPI	RPI
DIV. I ONLY	5- 24	324	2- 7	93	143	276	276	15	15
DIV. I NON-CONF.	1- 9	323	0- 0	20	63	229	229	13	13
TOTALS	RPI 1-25	RPI 26-50	W-L RECORDS	RPI 51-100	RPI 101-150	RPI 150+			
5- 24	0- 2	0- 1	OVERALL	0- 8	0- 4	5- 9			
3- 9	0- 1	0- 0	HOME	0- 3	0- 2	3- 3			
2- 13	0- 1	0- 1	AWAY	0- 4	0- 2	2- 5			
0- 2	0- 0	0- 0	NEUTRAL	0- 1	0- 0	0- 1			
1- 9	0- 2	0- 1	NON-CONFERENCE	0- 4	0- 0	1- 2			
1- 2	0- 1	0- 0	HOME	0- 1	0- 0	1- 0			
0- 6	0- 1	0- 1	AWAY	0- 2	0- 0	0- 2			
0- 1	0- 0	0- 0	NEUTRAL	0- 1	0- 0	0- 0			
4- 15	0- 0	0- 0	CONFERENCE	0- 4	0- 4	4- 7			
2- 7	0- 0	0- 0	HOME	0- 2	0- 2	2- 3			
2- 7	0- 0	0- 0	AWAY	0- 2	0- 2	2- 3			
0- 1	0- 0	0- 0	NEUTRAL	0- 0	0- 0	0- 1			

RPI 1-25				RPI 26-50				RPI 51-100				RPI 101+ Team's RPI: 276			
RPI	S	Opponent	Score	RPI	S	Opponent	Score	RPI	S	Opponent	Score	RPI	S	Opponent	Score
4	A	Oregon St.	45 <b>62</b>	34	A	Oregon	41 <b>81</b>	66	A	Boise St.	60 <b>74</b>	117	A	St. Mary's (CA)	76 <b>92</b>
10	H	Washington	53 <b>83</b>					72	A	UC Davis	52 <b>66</b>	117	H	St. Mary's (CA)	65 <b>75</b>
								75	A	Gonzaga	55 <b>67</b>	138	A	San Francisco	71 <b>83</b>
								75	H	Gonzaga	50 <b>85</b>	138	H	San Francisco	56 <b>75</b>
								79	H	Montana St.	66 <b>70</b>	161	A	Santa Clara	56 <b>68</b>
								81	A	BYU	60 <b>73</b>	161	H	Santa Clara	44 <b>56</b>
								81	H	BYU	38 <b>77</b>	202	A	Loyola Marymount	54 <b>69</b>
								90	N	Southern California	54 <b>67</b>	202	H	Loyola Marymount	71 56
												217	A	San Diego	40 <b>57</b>
												217	H	San Diego	54 <b>72</b>
												217	N	San Diego	47 <b>74</b>
												234	H	Portland St.	79 68
												244	A	Pacific	78 71
												244	H	Pacific	74 <b>84</b>
												249	A	Weber St.	37 <b>76</b>
												281	A	Nevada	59 <b>72</b>
												310	A	Pepperdine	71 61
												310	H	Pepperdine	75 55
LAST 12 Division I GAMES:															
217	N	San Diego	47 <b>74</b>	117	H	St. Mary's (CA)	65 <b>75</b>								
217	H	San Diego	54 <b>72</b>	81	H	BYU	38 <b>77</b>								
81	A	BYU	60 <b>73</b>	161	A	Santa Clara	56 <b>68</b>								
138	A	San Francisco	71 <b>83</b>	217	A	San Diego	40 <b>57</b>								
244	A	Pacific	78 71	310	H	Pepperdine	75 55								
202	H	Loyola Marymount	71 56	75	H	Gonzaga	50 <b>85</b>								

Non-Div I Games: Alas. Anchorage 66 57

Portland

■ Loss, 
 ■ Non-Conf, 
 ■ S Site, 
 ■ Home 
 ■ A Away 
 N Neutral

Overall RPI				Through Games of March 17, 2017						
Average RPI Win:	265	WON-LOST	WINNING	LAST 10	STRENGTH OF	OPP. STRENGTH	TEAM	ADJ.	CONF.	ADJ CONF.
Average RPI Loss:	149	RECORD	PCT. RANK	GAMES	SCHEDULE	OF SCHEDULE	RPI	RPI	RPI	RPI
DIV. I ONLY	13- 16	204	4- 6	290	194	234	234	20	20	
DIV. I NON-CONF.	5- 6	186	0- 0	318	124	228	228	18	18	
-----										
TOTALS	RPI 1-25	RPI 26-50		W-L RECORDS		RPI 51-100	RPI 101-150	RPI 150+		
13- 16	0- 1	0- 1		OVERALL		1- 2	1- 6	11- 6		
7- 4	0- 0	0- 0		HOME		1- 0	1- 3	5- 1		
4- 10	0- 0	0- 0		AWAY		0- 0	0- 0	4- 1		
2- 2	0- 1	0- 1		NEUTRAL		0- 0	0- 0	2- 0		
5- 6	0- 1	0- 1		NON-CONFERENCE		0- 1	0- 1	5- 2		
2- 0	0- 0	0- 0		HOME		0- 0	0- 0	2- 0		
1- 4	0- 0	0- 0		AWAY		0- 1	0- 1	1- 2		
2- 2	0- 1	0- 1		NEUTRAL		0- 0	0- 0	2- 0		
8- 10	0- 0	0- 0		CONFERENCE		1- 1	1- 5	6- 4		
5- 4	0- 0	0- 0		HOME		1- 0	1- 3	3- 1		
3- 6	0- 0	0- 0		AWAY		0- 1	0- 2	3- 3		
0- 0	0- 0	0- 0		NEUTRAL		0- 0	0- 0	0- 0		

RPI 1-25					
RPI	S	Opponent	Score		
20	N	Oklahoma	60	74	
RPI 26-50					
RPI	S	Opponent	Score		
34	N	Oregon	46	90	
RPI 51-100					
RPI	S	Opponent	Score		
66	A	Boise St.	76	94	
79	A	Montana St.	76	83	
79	H	Montana St.	69	65	
RPI 101+					
RPI	S	Opponent	Score		
114	A	North Dakota	61	65	
114	H	North Dakota	81	67	
121	A	Northern Colo.	62	91	
121	H	Northern Colo.	50	57	
133	A	Arizona	52	75	
139	H	Eastern Wash.	62	68	
142	H	Idaho	66	72	
158	A	CSUN	72	99	
169	A	Idaho St.	47	53	
213	A	Seattle U	79	71	
249	A	Weber St.	75	85	
274	N	Kennesaw St.	71	61	
276	A	Portland	68	79	
280	A	Sacramento St.	88	86	
280	H	Sacramento St.	68	77	
285	A	Southern Utah	64	82	
285	H	Southern Utah	81	74	
289	A	Northern Ariz.	74	73	
289	H	Northern Ariz.	56	55	
294	N	Northern Ky.	77	54	
325	A	Montana	64	44	
325	H	Montana	68	45	
327	H	UC Irvine	79	73	
346	H	Cal St. Fullerton	81	73	
Team's RPI: 234					
LAST 12 Division I GAMES:					
114	H	North Dakota	81	67	
121	H	Northern Colo.	50	57	
289	A	Northern Ariz.	74	73	
285	A	Southern Utah	64	82	
325	H	Montana	68	45	
79	H	Montana St.	69	65	
249	A	Weber St.	75	85	
169	A	Idaho St.	47	53	
139	H	Eastern Wash.	62	68	
142	H	Idaho	66	72	
280	H	Sacramento St.	68	77	
79	A	Montana St.	76	83	

Non-Div I Games:	Pacific Union	93	61
------------------	---------------	----	----

Portland St.

Loss, Non-Conf, S Site, H Home A Away N Neutral



Through Games of March 17, 2017				Through Games of March 17, 2017						
Average RPI Win: 275		WON-LOST	WINNING	LAST 10	STRENGTH OF	OPP. STRENGTH	TEAM	ADJ.	CONF.	ADJ CONF.
Average RPI Loss: 188		RECORD	PCT. RANK	GAMES	SCHEDULE	OF SCHEDULE	RPI	RPI	RPI	RPI
DIV. I ONLY		13- 17	211	5- 5	301	322	269	269	30	30
DIV. I NON-CONF.		5- 7	205	0- 0	107	201	167	167	30	30
-----										
TOTALS	RPI 1-25		RPI 26-50		W-L RECORDS		RPI 51-100		RPI 101-150	RPI 150+
13- 17	0- 2		0- 0		OVERALL		0- 3		0- 0	13- 12
11- 2	0- 0		0- 0		HOME		0- 0		0- 0	11- 2
1- 15	0- 0		0- 0		AWAY		0- 0		0- 0	1- 1
1- 0	0- 0		0- 0		NEUTRAL		0- 0		0- 0	1- 0
5- 7	0- 2		0- 0		NON-CONFERENCE		0- 3		0- 0	5- 2
4- 0	0- 0		0- 0		HOME		0- 0		0- 0	4- 0
0- 7	0- 2		0- 0		AWAY		0- 3		0- 0	0- 2
1- 0	0- 0		0- 0		NEUTRAL		0- 0		0- 0	1- 0
8- 10	0- 0		0- 0		CONFERENCE		0- 0		0- 0	8- 10
7- 2	0- 0		0- 0		HOME		0- 0		0- 0	7- 2
1- 8	0- 0		0- 0		AWAY		0- 0		0- 0	1- 8
0- 0	0- 0		0- 0		NEUTRAL		0- 0		0- 0	0- 0

RPI 1-25					
RPI	S	Opponent	Score		
16	A	DePaul	62	94	
23	A	Texas A&M	62	90	

RPI 26-50					
RPI	S	Opponent	Score		

RPI 51-100					
RPI	S	Opponent	Score		
97	A	Texas Tech	43	85	
99	A	SMU	54	61	
100	A	SFA	64	88	

RPI 101+					
RPI	S	Opponent	Score		
163	A	Rice	57	68	
164	H	Texas St.	64	60	
177	H	Bethune-Cookman	66	64	
191	A	Texas Southern	51	73	
191	H	Texas Southern	62	70	
209	A	Grambling	55	60	
209	H	Grambling	51	49	
211	A	Alabama St.	61	74	
211	H	Alabama St.	61	75	
222	A	UTRGV	74	82	
227	A	Southern U.	72	86	
227	H	Southern U.	70	63	
243	N	Marshall	78	68	
284	A	Ark.-Pine Bluff	47	64	
284	H	Ark.-Pine Bluff	62	57	
290	H	Nicholls St.	69	67	
304	A	Alcorn	55	62	
304	H	Alcorn	69	60	
309	A	Mississippi Val.	55	64	
309	H	Mississippi Val.	96	65	
333	A	Jackson St.	60	74	
333	H	Jackson St.	73	63	
339	H	Sam Houston St.	75	65	
349	A	Alabama A&M	63	50	
349	H	Alabama A&M	71	47	

Team's RPI: 269					
-----------------	--	--	--	--	--

LAST 12 Division I GAMES:					
304	H	Alcorn	69	60	
227	H	Southern U.	70	63	
211	A	Alabama St.	61	74	
349	A	Alabama A&M	63	50	
284	H	Ark.-Pine Bluff	62	57	
309	H	Mississippi Val.	96	65	
209	A	Grambling	55	60	
333	A	Jackson St.	60	74	
191	A	Texas Southern	51	73	
211	H	Alabama St.	61	75	
349	H	Alabama A&M	71	47	
284	A	Ark.-Pine Bluff	47	64	

Non-Div I Games:

Prairie View

Loss, Non-Conf, S Site, H Home A Away N Neutral

Presbyterian

Through Games Of March 4, 2017

Average RPI Win:	282	WON-LOST	WINNING	LAST 10	STRENGTH OF	OPP. STRENGTH	TEAM	ADJ.	CONF.	ADJ CONF.
Average RPI Loss:	166	RECORD	PCT. RANK	GAMES	SCHEDULE	OF SCHEDULE	RPI	RPI	RPI	RPI
DIV. I ONLY	12- 17	221	6- 4	211	318	231	231	28	28	
DIV. I NON-CONF.	2- 9	293	0- 0	81	268	221	221	28	28	
TOTALS	RPI 1-25	RPI 26-50	W-L RECORDS	RPI 51-100	RPI 101-150	RPI 150+				
12- 17	0- 0	0- 1	OVERALL	0- 3	1- 3	11- 10				
6- 6	0- 0	0- 0	HOME	0- 2	1- 0	5- 4				
6- 10	0- 0	0- 1	AWAY	0- 1	0- 3	6- 5				
0- 1	0- 0	0- 0	NEUTRAL	0- 0	0- 0	0- 1				
2- 9	0- 0	0- 1	NON-CONFERENCE	0- 3	0- 2	2- 3				
0- 3	0- 0	0- 0	HOME	0- 2	0- 0	0- 1				
2- 5	0- 0	0- 1	AWAY	0- 1	0- 2	2- 1				
0- 1	0- 0	0- 0	NEUTRAL	0- 0	0- 0	0- 1				
10- 8	0- 0	0- 0	CONFERENCE	0- 0	1- 1	9- 7				
6- 3	0- 0	0- 0	HOME	0- 0	1- 0	5- 3				
4- 5	0- 0	0- 0	AWAY	0- 0	0- 1	4- 4				
0- 0	0- 0	0- 0	NEUTRAL	0- 0	0- 0	0- 0				

RPI S	Opponent	Score	RPI S	Opponent	Score	RPI S	Opponent	Score	RPI S	Opponent	Score	Team's RPI: 231
48	A Indiana	37 71	60	H Belmont	58 83	104	A Virginia Tech	36 67				
			75	A Gonzaga	39 79	112	A Charlotte	63 71				
			78	H Chattanooga	48 56	127	A Radford	50 60				
						127	H Radford	58 54				
						166	A East Carolina	46 54				
						187	A Campbell	42 50				
						187	H Campbell	39 49				
						191	N Texas Southern	62 74				
						201	A UNCG	69 62				
						221	A High Point	60 87				
						221	H High Point	64 72				
						229	A Liberty	60 68				
						229	H Liberty	56 55				
						241	A UNC Asheville	52 47				
						241	H UNC Asheville	60 67				
						256	A Charleston So.	34 52				
						256	H Charleston So.	50 48				
						312	A Gardner-Webb	56 55				
						312	H Gardner-Webb	58 47				
						315	H USC Upstate	48 55				
						334	A N.C. Central	72 63				
						341	A Winthrop	78 39				
						341	H Winthrop	64 50				
						345	A Longwood	63 62				
						345	H Longwood	65 55				
LAST 12 Division I GAMES:												
345	A Longwood	63 62	229	H Liberty	56 55							
341	H Winthrop	64 50	241	A UNC Asheville	52 47							
221	H High Point	64 72	256	A Charleston So.	34 52							
187	A Campbell	42 50	127	H Radford	58 54							
127	A Radford	50 60	221	A High Point	60 87							
312	H Gardner-Webb	58 47	241	H UNC Asheville	60 67							

Non-Div I Games:

Presbyterian

Loss, Non-Conf, S Site, H Home A Away N Neutral

Average RPI Win:	187	WON-LOST	WINNING	LAST 10	STRENGTH OF	OPP. STRENGTH	TEAM	ADJ.	CONF.	ADJ CONF.
Average RPI Loss:	98	RECORD	PCT. RANK	GAMES	SCHEDULE	OF SCHEDULE	RPI	RPI	RPI	RPI
DIV. I ONLY	15- 11	123	8- 2	109	93	113	113	8	8	
DIV. I NON-CONF.	6- 7	182	0- 0	231	49	193	193	9	9	
TOTALS	RPI 1-25	RPI 26-50	W-L RECORDS	RPI 51-100	RPI 101-150	RPI 150+				
15- 11	0- 1	2- 2	OVERALL	0- 2	4- 5	9- 1				
8- 5	0- 0	1- 1	HOME	0- 1	1- 3	6- 0				
7- 6	0- 1	1- 1	AWAY	0- 1	3- 2	3- 1				
0- 0	0- 0	0- 0	NEUTRAL	0- 0	0- 0	0- 0				
6- 7	0- 1	0- 2	NON-CONFERENCE	0- 1	0- 3	6- 0				
4- 2	0- 0	0- 1	HOME	0- 0	0- 1	4- 0				
2- 5	0- 1	0- 1	AWAY	0- 1	0- 2	2- 0				
0- 0	0- 0	0- 0	NEUTRAL	0- 0	0- 0	0- 0				
9- 4	0- 0	2- 0	CONFERENCE	0- 1	4- 2	3- 1				
4- 3	0- 0	1- 0	HOME	0- 1	1- 2	2- 0				
5- 1	0- 0	1- 0	AWAY	0- 0	3- 0	1- 1				
0- 0	0- 0	0- 0	NEUTRAL	0- 0	0- 0	0- 0				

RPI S	Opponent	Score	RPI S	Opponent	Score	RPI S	Opponent	Score	RPI S	Opponent	Score	Team's RPI: 113
21	A Kansas St.	42 60	36	H Dayton	56 62	58	A Georgia Tech	51 67	109	H Rider	62 70	
			43	A Harvard	64 60	61	H Penn	57 62	122	A Fordham	55 57	
			43	H Harvard	63 58				126	A Cornell	58 54	
			50	A George Washington	45 56				126	H Cornell	44 55	
									134	A Yale	69 47	
									134	H Yale	74 62	
									135	A Delaware	62 66	
									149	A Brown	81 75	
									149	H Brown	88 98	
									195	A Columbia	62 52	
									195	H Columbia	78 54	
									198	H Seton Hall	94 67	
									208	A UMBC	69 58	
									215	A Dartmouth	56 58	
									215	H Dartmouth	85 55	
									223	H Rutgers	64 34	
									297	A Lipscomb	71 43	
									302	H Lafayette	65 27	
									342	H Wagner	107 44	
LAST 12 Division I GAMES:												
215	A Dartmouth	56 58	195	A Columbia	62 52							
43	A Harvard	64 60	126	A Cornell	58 54							
126	H Cornell	44 55	43	H Harvard	63 58							
195	H Columbia	78 54	215	H Dartmouth	85 55							
149	A Brown	81 75	134	H Yale	74 62							
134	A Yale	69 47	149	H Brown	88 98							

Non-Div I Games:

Princeton

■ Loss, 
 ■ Non-Conf, S Site, 
 ■ Home 
 ■ Away 
 N Neutral

## Providence

## Through Games Of March 4, 2017

Average RPI Win:	222	WON-LOST	WINNING	LAST 10	STRENGTH OF	OPP. STRENGTH	TEAM	ADJ.	CONF.	ADJ CONF.
Average RPI Loss:	100	RECORD	PCT. RANK	GAMES	SCHEDULE	OF SCHEDULE	RPI	RPI	RPI	RPI
DIV. I ONLY	12- 18	228	3- 7	157	85	192	192	7	7	
DIV. I NON-CONF.	8- 3	67	0- 0	313	276	119	119	7	7	
TOTALS	RPI 1-25	RPI 26-50	W-L RECORDS	RPI 51-100	RPI 101-150	RPI 150+				
12- 18	0- 4	1- 1	OVERALL	0- 6	0- 1	11- 6				
6- 6	0- 2	1- 0	HOME	0- 3	0- 0	5- 1				
4- 11	0- 2	0- 1	AWAY	0- 3	0- 1	4- 4				
2- 1	0- 0	0- 0	NEUTRAL	0- 0	0- 0	2- 1				
8- 3	0- 0	0- 0	NON-CONFERENCE	0- 0	0- 1	8- 2				
3- 0	0- 0	0- 0	HOME	0- 0	0- 0	3- 0				
3- 3	0- 0	0- 0	AWAY	0- 0	0- 1	3- 2				
2- 0	0- 0	0- 0	NEUTRAL	0- 0	0- 0	2- 0				
4- 15	0- 4	1- 1	CONFERENCE	0- 6	0- 0	3- 4				
3- 6	0- 2	1- 0	HOME	0- 3	0- 0	2- 1				
1- 8	0- 2	0- 1	AWAY	0- 3	0- 0	1- 2				
0- 1	0- 0	0- 0	NEUTRAL	0- 0	0- 0	0- 1				

RPI 1-25				RPI 26-50				RPI 51-100				RPI 101+ Team's RPI: 192			
RPI	S	Opponent	Score	RPI	S	Opponent	Score	RPI	S	Opponent	Score	RPI	S	Opponent	Score
16	A	DePaul	56 61	32	A	Marquette	74 79	54	A	Villanova	43 61	149	A	Brown	70 77
16	H	DePaul	55 64	32	H	Marquette	66 64	54	H	Villanova	59 64	175	A	Boston College	53 57
19	A	Creighton	57 88					64	A	Georgetown	70 72	183	A	Hartford	77 65
19	H	Creighton	51 58					64	H	Georgetown	39 71	195	A	Columbia	64 66
								69	A	St. John's (NY)	50 60	198	A	Seton Hall	43 55
								69	H	St. John's (NY)	47 71	198	H	Seton Hall	74 57
												198	N	Seton Hall	60 73
												200	A	Xavier	57 67
												200	H	Xavier	51 54
												210	H	Binghamton	71 58
												214	A	Monmouth	62 58
												224	A	UNCW	65 49
												242	N	Miami (OH)	75 59
												260	A	Butler	64 58
												260	H	Butler	68 51
												266	N	Bryant	62 51
												275	H	Colgate	92 85
												298	H	North Dakota St.	86 63
LAST 12 Division I GAMES:															
198	N	Seton Hall	60 73	54	A	Villanova	43 61								
200	A	Xavier	57 67	64	A	Georgetown	70 72								
260	A	Butler	64 58	16	H	DePaul	55 64								
198	H	Seton Hall	74 57	32	H	Marquette	66 64								
69	H	St. John's (NY)	47 71	69	A	St. John's (NY)	50 60								
19	A	Creighton	57 88	198	A	Seton Hall	43 55								

Non-Div I Games:

Providence

■ Loss, 
 ■ Non-Conf, 
 ■ S Site, 
 ■ Home 
 ■ A Away 
 N Neutral

Average RPI Win:	151	WON-LOST	WINNING	LAST 10	STRENGTH OF	OPP. STRENGTH	TEAM	ADJ.	CONF.	ADJ CONF.
Average RPI Loss:	65	RECORD	PCT. RANK	GAMES	SCHEDULE	OF SCHEDULE	RPI	RPI	RPI	RPI
DIV. I ONLY	22- 11	85	8- 2	66	70	56	56	6	6	
DIV. I NON-CONF.	9- 5	112	0- 0	166	105	126	126	6	6	
TOTALS	RPI 1-25	RPI 26-50	W-L RECORDS	RPI 51-100	RPI 101-150	RPI 150+				
22- 11	1- 3	4- 2	OVERALL	4- 4	2- 1	11- 1				
10- 5	0- 2	2- 1	HOME	3- 1	0- 0	5- 1				
7- 4	0- 0	1- 1	AWAY	1- 2	1- 1	4- 0				
5- 2	1- 1	1- 0	NEUTRAL	0- 1	1- 0	2- 0				
9- 5	0- 1	1- 0	NON-CONFERENCE	0- 2	2- 1	6- 1				
5- 2	0- 0	1- 0	HOME	0- 1	0- 0	4- 1				
2- 1	0- 0	0- 0	AWAY	0- 0	1- 1	1- 0				
2- 2	0- 1	0- 0	NEUTRAL	0- 1	1- 0	1- 0				
13- 6	1- 2	3- 2	CONFERENCE	4- 2	0- 0	5- 0				
5- 3	0- 2	1- 1	HOME	3- 0	0- 0	1- 0				
5- 3	0- 0	1- 1	AWAY	1- 2	0- 0	3- 0				
3- 0	1- 0	1- 0	NEUTRAL	0- 0	0- 0	1- 0				

RPI	S	Opponent	Score	RPI	S	Opponent	Score	RPI	S	Opponent	Score	RPI	S	Opponent	Score
8	N	Stanford	69 78	38	H	Central Mich.	62 51	54	N	Villanova	44 58	115	A	Ball St.	58 42
17	H	Maryland	70 85	42	A	Michigan St.	76 66	62	H	Iowa	72 52	137	A	Maine	47 67
25	H	Ohio St.	56 61	42	H	Michigan St.	66 54	65	H	IUPUI	62 67	148	N	Northeastern	79 54
25	N	Ohio St.	71 60	44	H	Michigan	62 72	68	A	Northwestern	60 76	157	A	Pittsburgh	67 61
				48	A	Indiana	60 74	68	H	Northwestern	61 59	165	H	Southern Ill.	61 64
				48	N	Indiana	66 60	70	A	Minnesota	67 54	184	N	Wichita St.	86 49
								84	A	Penn St.	73 79	197	H	Nebraska	88 45
								84	H	Penn St.	64 51	205	A	Illinois	72 64
												205	N	Illinois	72 58
												212	A	Wisconsin	79 57
												223	A	Rutgers	55 42
												275	H	Colgate	71 51
												283	H	Eastern Mich.	77 50
												315	H	USC Upstate	71 41
												334	H	N.C. Central	61 27
LAST 12 Division I GAMES:															
		25	N	Ohio St.	71	60			223	A	Rutgers	55	42		
		48	N	Indiana	66	60			84	A	Penn St.	73	79		
		205	N	Illinois	72	58			44	H	Michigan	62	72		
		68	H	Northwestern	61	59			205	A	Illinois	72	64		
		70	A	Minnesota	67	54			17	H	Maryland	70	85		
		62	H	Iowa	72	52			197	H	Nebraska	88	45		

Non-Div I Games:

Purdue

■ Loss, 
■ Non-Conf, 
■ S Site, 
■ H Home 
■ A Away 
N Neutral

Average RPI Win: <b>204</b>	WON-LOST	WINNING	LAST 10	STRENGTH OF	OPP. STRENGTH	TEAM	ADJ.	CONF.	ADJ CONF.
Average RPI Loss: <b>97</b>	RECORD	PCT. RANK	GAMES	SCHEDULE	OF SCHEDULE	RPI	RPI	RPI	RPI
DIV. I ONLY	25- 6	20	8- 2	118	187	40	40	18	18
DIV. I NON-CONF.	7- 3	83	0- 0	7	102	12	12	17	17

TOTALS	RPI 1-25	RPI 26-50	W-L RECORDS	RPI 51-100	RPI 101-150	RPI 150+
25- 6	0- 2	1- 1	OVERALL	0- 0	7- 1	17- 2
12- 1	0- 0	0- 1	HOME	0- 0	4- 0	8- 0
10- 4	0- 0	1- 0	AWAY	0- 0	1- 0	8- 1
3- 1	0- 1	0- 0	NEUTRAL	0- 0	2- 0	1- 0
7- 3	0- 2	1- 1	NON-CONFERENCE	0- 0	4- 0	2- 0
2- 1	0- 0	0- 1	HOME	0- 0	2- 0	0- 0
3- 1	0- 1	1- 0	AWAY	0- 0	0- 0	2- 0
2- 1	0- 1	0- 0	NEUTRAL	0- 0	2- 0	0- 0
18- 3	0- 0	0- 0	CONFERENCE	0- 0	3- 1	15- 2
10- 0	0- 0	0- 0	HOME	0- 0	2- 0	8- 0
7- 3	0- 0	0- 0	AWAY	0- 0	1- 1	6- 2
1- 0	0- 0	0- 0	NEUTRAL	0- 0	0- 0	1- 0

[illegible]

Q  
u  
i  
n  
n  
i  
p  
i  
a  
c

Quinnipiac

Non-Div I Games:

Quinnipiac

■ Loss, ■ Non-Conf, S Site, H Home A Away N Neutral

Page 246

RPI	S	Opponent	Score
326	H	Saint Peter's	82 47

Q  
u  
i  
n  
n  
i  
p  
i  
a  
c

Q  
u  
i  
n  
n  
i  
p  
i  
a  
c

Quinnipiac

Average RPI Win:	257	WON-LOST	WINNING	LAST 10	STRENGTH OF	OPP. STRENGTH	TEAM	ADJ.	CONF.	ADJ CONF.
Average RPI Loss:	178	RECORD	PCT. RANK	GAMES	SCHEDULE	OF SCHEDULE	RPI	RPI	RPI	RPI
DIV. I ONLY	20- 7	51	7- 3	323	270	127	127	28	28	
DIV. I NON-CONF.	6- 3	97	0- 0	298	41	95	95	28	28	
TOTALS	RPI 1-25	RPI 26-50	W-L RECORDS	RPI 51-100	RPI 101-150	RPI 150+				
20- 7	0- 1	0- 0	OVERALL	1- 0	0- 1	19- 5				
11- 0	0- 0	0- 0	HOME	0- 0	0- 0	11- 0				
9- 7	0- 0	0- 0	AWAY	1- 0	0- 1	8- 1				
0- 0	0- 0	0- 0	NEUTRAL	0- 0	0- 0	0- 0				
6- 3	0- 1	0- 0	NON-CONFERENCE	1- 0	0- 1	5- 1				
2- 0	0- 0	0- 0	HOME	0- 0	0- 0	2- 0				
4- 3	0- 1	0- 0	AWAY	1- 0	0- 1	3- 1				
0- 0	0- 0	0- 0	NEUTRAL	0- 0	0- 0	0- 0				
14- 4	0- 0	0- 0	CONFERENCE	0- 0	0- 0	14- 4				
9- 0	0- 0	0- 0	HOME	0- 0	0- 0	9- 0				
5- 4	0- 0	0- 0	AWAY	0- 0	0- 0	5- 4				
0- 0	0- 0	0- 0	NEUTRAL	0- 0	0- 0	0- 0				

RPI 1-25				RPI 26-50				RPI 51-100				RPI 101+ Team's RPI: 127			
RPI	S	Opponent	Score	RPI	S	Opponent	Score	RPI	S	Opponent	Score	RPI	S	Opponent	Score
14	A	Kentucky	36 59					88	A	Wake Forest	68 60	104	A	Virginia Tech	52 71
												187	A	Campbell	61 42
												187	H	Campbell	49 48
												193	A	George Mason	56 70
												201	A	UNCG	70 54
												221	A	High Point	64 74
												221	H	High Point	59 56
												225	A	Appalachian St.	57 54
												229	A	Liberty	48 49
												229	H	Liberty	76 68
												231	A	Presbyterian	54 58
												231	H	Presbyterian	60 50
												241	A	UNC Asheville	64 62
												241	H	UNC Asheville	76 73
												256	A	Charleston So.	45 57
												256	H	Charleston So.	67 59
												278	A	Davidson	44 40
												279	H	Western Caro.	67 39
												282	H	Tennessee Tech	79 46
												312	A	Gardner-Webb	51 42
												312	H	Gardner-Webb	67 57
												341	A	Winthrop	60 50
												341	H	Winthrop	74 49
												345	A	Longwood	74 34
												345	H	Longwood	73 55
LAST 12 Division I GAMES:															
221	A	High Point	64 74	256	H	Charleston So.	67 59	229	A	Liberty	48 49	341	A	Winthrop	60 50
187	H	Campbell	49 48	241	H	Winthrop	74 49	231	A	Presbyterian	54 58	345	A	Longwood	74 34
241	H	UNC Asheville	76 73	241	A	UNC Asheville	64 62	229	H	Liberty	76 68				
312	A	Gardner-Webb	51 42												
231	H	Presbyterian	60 50												
345	A	Longwood	74 34												

Non-Div I Games: Concord 78 51 Davis &amp; Elkins 67 57

Radford

Loss, Non-Conf, S Site, H Home A Away N Neutral



## Rhode Island

Through Games Of March 4, 2017

Average RPI Win:	231	WON-LOST	WINNING	LAST 10	STRENGTH OF	OPP. STRENGTH	TEAM	ADJ.	CONF.	ADJ CONF.
Average RPI Loss:	152	RECORD	PCT. RANK	GAMES	SCHEDULE	OF SCHEDULE	RPI	RPI	RPI	RPI
DIV. I ONLY	6- 23	316	2- 8	192	133	301	301	12	12	
DIV. I NON-CONF.	4- 8	230	0- 0	193	157	236	236	12	12	
TOTALS	RPI 1-25	RPI 26-50	W-L RECORDS	RPI 51-100	RPI 101-150	RPI 150+				
6- 23	0- 0	0- 4	OVERALL	0- 3	1- 5	5- 11				
4- 9	0- 0	0- 2	HOME	0- 2	1- 2	3- 3				
2- 13	0- 0	0- 2	AWAY	0- 1	0- 3	2- 7				
0- 1	0- 0	0- 0	NEUTRAL	0- 0	0- 0	0- 1				
4- 8	0- 0	0- 2	NON-CONFERENCE	0- 2	0- 1	4- 3				
2- 3	0- 0	0- 1	HOME	0- 1	0- 0	2- 1				
2- 4	0- 0	0- 1	AWAY	0- 1	0- 1	2- 1				
0- 1	0- 0	0- 0	NEUTRAL	0- 0	0- 0	0- 1				
2- 15	0- 0	0- 2	CONFERENCE	0- 1	1- 4	1- 8				
2- 6	0- 0	0- 1	HOME	0- 1	1- 2	1- 2				
0- 9	0- 0	0- 1	AWAY	0- 0	0- 2	0- 6				
0- 0	0- 0	0- 0	NEUTRAL	0- 0	0- 0	0- 0				

RPI	S	Opponent	Score	RPI	S	Opponent	Score	RPI	S	Opponent	Score	RPI	S	Opponent	Score	Team's RPI: 301
29	A	Syracuse	49 95	59	A	Toledo	50 65	108	A	Saint Joseph's	51 77	108	A	Saint Joseph's	49 75	
36	A	Dayton	51 81	61	H	Penn	43 75	119	H	Duquesne	71 69	122	H	Fordham	69 74	
42	H	Michigan St.	48 85	95	H	Saint Louis	50 68	143	A	VCU	57 68	149	A	Brown	65 76	
50	H	George Washington	44 72					159	A	Fairfield	72 65	167	A	La Salle	51 70	
								167	H	La Salle	49 58	185	A	Kansas	36 72	
								193	A	George Mason	51 60	215	H	Dartmouth	52 62	
								228	H	Samford	78 63	230	H	Marist	82 61	
								235	A	Richmond	51 67	235	H	Richmond	53 58	
								248	A	St. Bonaventure	69 78	266	N	Bryant	56 62	
								278	A	Davidson	64 74	278	A	Davidson	64 74	
								308	A	Massachusetts	67 68	308	H	Massachusetts	53 50	
								343	A	UMass Lowell	64 57					
LAST 12 Division I GAMES:																
108	A	Saint Joseph's	51 77	235	A	Richmond	51 67	167	H	La Salle	49 58	36	A	Dayton	51 81	
308	H	Massachusetts	53 50	108	H	Saint Joseph's	49 75	95	H	Saint Louis	50 68	143	A	VCU	57 68	
119	H	Duquesne	71 69													
193	A	George Mason	51 60													
278	A	Davidson	64 74													
50	H	George Washington	44 72													

Non-Div I Games:

Rhode Island

■ Loss, 
■ Non-Conf, 
■ S Site, 
■ H Home 
■ A Away 
N Neutral

Average RPI Win:	258	WON-LOST	WINNING	LAST 10	STRENGTH OF	OPP. STRENGTH	TEAM	ADJ.	CONF.	ADJ CONF.
Average RPI Loss:	116	RECORD	PCT. RANK	GAMES	SCHEDULE	OF SCHEDULE	RPI	RPI	RPI	RPI
DIV. I ONLY	16- 12	125	6- 4	243	202	163	163	14	14	
DIV. I NON-CONF.	8- 2	49	0- 0	331	327	118	118	16	16	
TOTALS	RPI 1-25	RPI 26-50	W-L RECORDS	RPI 51-100	RPI 101-150	RPI 150+				
16- 12	0- 0	0- 2	OVERALL	0- 2	2- 6	14- 2				
8- 5	0- 0	0- 1	HOME	0- 0	1- 3	7- 1				
8- 7	0- 0	0- 1	AWAY	0- 2	1- 3	7- 1				
0- 0	0- 0	0- 0	NEUTRAL	0- 0	0- 0	0- 0				
8- 2	0- 0	0- 1	NON-CONFERENCE	0- 1	0- 0	8- 0				
4- 0	0- 0	0- 0	HOME	0- 0	0- 0	4- 0				
4- 2	0- 0	0- 1	AWAY	0- 1	0- 0	4- 0				
0- 0	0- 0	0- 0	NEUTRAL	0- 0	0- 0	0- 0				
8- 10	0- 0	0- 1	CONFERENCE	0- 1	2- 6	6- 2				
4- 5	0- 0	0- 1	HOME	0- 0	1- 3	3- 1				
4- 5	0- 0	0- 0	AWAY	0- 1	1- 3	3- 1				
0- 0	0- 0	0- 0	NEUTRAL	0- 0	0- 0	0- 0				

RPI 1-25				RPI 26-50				RPI 51-100				RPI 101+				Team's RPI: 163	
RPI	S	Opponent	Score	RPI	S	Opponent	Score	RPI	S	Opponent	Score	RPI	S	Opponent	Score		
				35	A	LSU	55 66	76	A	Oklahoma St.	51 65	112	A	Charlotte	55 52		
				39	H	Western Ky.	75 80	82	A	Middle Tenn.	61 71	112	H	Charlotte	51 69		
												120	A	Southern Miss.	60 79		
												120	H	Southern Miss.	76 68		
												132	A	Old Dominion	66 81		
												132	H	Old Dominion	47 59		
												145	A	Louisiana Tech	51 62		
												145	H	Louisiana Tech	67 70		
												173	A	UAB	61 62		
												178	A	UTSA	66 61		
												191	A	Texas Southern	52 49		
												196	A	North Texas	51 49		
												196	H	North Texas	69 77		
												243	H	Marshall	84 74		
												246	H	Grand Canyon	64 50		
												269	H	Prairie View	68 57		
												287	H	A&M-Corpus Christi	70 36		
												299	A	UTEP	80 76		
												307	H	FIU	74 55		
												330	A	La.-Monroe	93 50		
												332	A	Incarinate Word	60 43		
												337	H	Fla. Atlantic	89 55		
												338	A	Houston Baptist	79 53		
												339	H	Sam Houston St.	77 51		
LAST 12 Division I GAMES:																	
				39	H	Western Ky.	75 80	337	H	Fla. Atlantic	89 55						
				243	H	Marshall	84 74	307	H	FIU	74 55						
				145	A	Louisiana Tech	51 62	196	H	North Texas	69 77						
				120	A	Southern Miss.	60 79	112	A	Charlotte	55 52						
				299	A	UTEP	80 76	132	A	Old Dominion	66 81						
				178	A	UTSA	66 61	120	H	Southern Miss.	76 68						

Non-Div I Games: Huston-Tillotson 96 62

Rice

■ Loss, 
 ■ Non-Conf, 
 ■ S Site, 
 ■ Home 
 ■ A Away 
 N Neutral

Average RPI Win:	265	WON-LOST	WINNING	LAST 10	STRENGTH OF	OPP. STRENGTH	TEAM	ADJ.	CONF.	ADJ CONF.
Average RPI Loss:	127	RECORD	PCT. RANK	GAMES	SCHEDULE	OF SCHEDULE	RPI	RPI	RPI	RPI
DIV. I ONLY	13- 17	211	4- 6	265	158	235	235	12	12	
DIV. I NON-CONF.	6- 7	182	0- 0	268	281	246	246	12	12	
TOTALS	RPI 1-25	RPI 26-50	W-L RECORDS	RPI 51-100	RPI 101-150	RPI 150+				
13- 17	0- 0	0- 2	OVERALL	0- 3	1- 6	12- 6				
6- 8	0- 0	0- 1	HOME	0- 2	1- 1	5- 4				
5- 8	0- 0	0- 1	AWAY	0- 1	0- 5	5- 1				
2- 1	0- 0	0- 0	NEUTRAL	0- 0	0- 0	2- 1				
6- 7	0- 0	0- 0	NON-CONFERENCE	0- 2	0- 1	6- 4				
2- 4	0- 0	0- 0	HOME	0- 2	0- 0	2- 2				
2- 2	0- 0	0- 0	AWAY	0- 0	0- 1	2- 1				
2- 1	0- 0	0- 0	NEUTRAL	0- 0	0- 0	2- 1				
7- 10	0- 0	0- 2	CONFERENCE	0- 1	1- 5	6- 2				
4- 4	0- 0	0- 1	HOME	0- 0	1- 1	3- 2				
3- 6	0- 0	0- 1	AWAY	0- 1	0- 4	3- 0				
0- 0	0- 0	0- 0	NEUTRAL	0- 0	0- 0	0- 0				

RPI 1-25				RPI 26-50				RPI 51-100				RPI 101+				Team's RPI: 235	
RPI	S	Opponent	Score	RPI	S	Opponent	Score	RPI	S	Opponent	Score	RPI	S	Opponent	Score		
				36	A	Dayton	39 55	51	H	Virginia	56 63	108	H	Saint Joseph's	70 52		
				50	H	George Washington	44 63	61	H	Penn	44 47	119	A	Duquesne	61 73		
								95	A	Saint Louis	66 73	122	A	Fordham	41 67		
												129	A	William & Mary	39 67		
												143	A	VCU	64 72		
												143	A	VCU	55 62		
												143	H	VCU	55 57		
												166	H	East Carolina	60 71		
												167	H	La Salle	58 63		
												171	A	Hampton	45 72		
												180	N	Cleveland St.	65 69		
												193	A	George Mason	70 58		
												193	H	George Mason	50 54		
												195	H	Columbia	58 65		
												225	H	Appalachian St.	55 46		
												229	N	Liberty	63 54		
												248	H	St. Bonaventure	61 54		
												257	A	Furman	54 48		
												278	A	Davidson	61 52		
												301	A	Rhode Island	58 53		
												301	H	Rhode Island	67 51		
												308	H	Massachusetts	56 45		
												328	H	Morgan St.	54 37		
												331	N	Florida A&M	64 51		
												337	A	Fla. Atlantic	77 67		
LAST 12 Division I GAMES:																	
				143	A	VCU	64 72	301	H	Rhode Island	67 51						
				50	H	George Washington	44 63	143	H	VCU	55 57						
				95	A	Saint Louis	66 73	278	A	Davidson	61 52						
				308	H	Massachusetts	56 45	119	A	Duquesne	61 73						
				193	A	George Mason	70 58	193	H	George Mason	50 54						
				36	A	Dayton	39 55	167	H	La Salle	58 63						

Non-Div I Games:

Richmond

  Loss, 
  Non-Conf, 
  S Site, 
  H Home 
  A Away 
N Neutral

Average RPI Win: <b>234</b>	WON-LOST	WINNING	LAST 10	STRENGTH OF	OPP. STRENGTH	TEAM	ADJ.	CONF.	ADJ CONF.
Average RPI Loss: <b>135</b>	RECORD	PCT. RANK	GAMES	SCHEDULE	OF SCHEDULE	RPI	RPI	RPI	RPI
DIV. I ONLY	23- 7	34	9- 1	288	213	109	109	18	18
DIV. I NON-CONF.	6- 3	97	0- 0	316	227	156	156	17	17
TOTALS	RPI 1-25	RPI 26-50	W-L RECORDS	RPI 51-100	RPI 101-150	RPI 150+			
23- 7	0- 0	0- 2	OVERALL	0- 0	3- 1	20- 4			
11- 2	0- 0	0- 1	HOME	0- 0	1- 0	10- 1			
11- 4	0- 0	0- 1	AWAY	0- 0	2- 1	9- 2			
1- 1	0- 0	0- 0	NEUTRAL	0- 0	0- 0	1- 1			
6- 3	0- 0	0- 0	NON-CONFERENCE	0- 0	1- 1	5- 2			
3- 0	0- 0	0- 0	HOME	0- 0	0- 0	3- 0			
3- 2	0- 0	0- 0	AWAY	0- 0	1- 1	2- 1			
0- 1	0- 0	0- 0	NEUTRAL	0- 0	0- 0	0- 1			
17- 4	0- 0	0- 2	CONFERENCE	0- 0	2- 0	15- 2			
8- 2	0- 0	0- 1	HOME	0- 0	1- 0	7- 1			
8- 2	0- 0	0- 1	AWAY	0- 0	1- 0	7- 1			
1- 0	0- 0	0- 0	NEUTRAL	0- 0	0- 0	1- 0			

RPI S	Opponent	Score	RPI S	Opponent	Score	RPI S	Opponent	Score	RPI S	Opponent	Score	Team's RPI: 109
40	A Quinnipiac	53 <b>79</b>	40	H Quinnipiac	79 <b>91</b>				102	A UCF	30 <b>49</b>	
									113	A Princeton	70 62	
									144	A Iona	52 36	
									144	H Iona	85 65	
									159	A Fairfield	49 <b>53</b>	
									159	H Fairfield	67 <b>68</b>	
									167	H La Salle	74 61	
									174	A Siena	62 61	
									174	H Siena	72 70	
									198	A Seton Hall	81 <b>89</b>	
									199	A Towson	79 75	
									214	A Monmouth	71 69	
									214	H Monmouth	75 63	
									214 N	Monmouth	67 51	
									230	A Marist	69 56	
									230	H Marist	65 46	
									248 N	St. Bonaventure	47 <b>60</b>	
									253	A Canisius	71 70	
									253	H Canisius	61 50	
									263	A Niagara	78 58	
									263	H Niagara	62 41	
									277	A Manhattan	53 36	
									277	H Manhattan	73 64	
									302	H Lafayette	76 58	
									305	A Lehigh	75 68	
									324	H St. Francis Brooklyn	77 60	
LAST 12 Division I GAMES:												
214 N	Monmouth	67 51	144	A Iona	52 36							
159	A Fairfield	49 <b>53</b>	174	H Siena	72 70							
263	H Niagara	62 41	214	A Monmouth	71 69							
214	H Monmouth	75 63	326	H Saint Peter's	47 46							
230	H Marist	65 46	277	H Manhattan	73 64							
253	H Canisius	61 50	40	A Quinnipiac	53 <b>79</b>							

Non-Div I Games:

Rider

■ Loss, 
 ■ Non-Conf, 
 ■ S Site, 
 ■ H Home 
 ■ A Away 
 N Neutral

R  
i  
d  
e  
r

Rider  
RPI S Opponent Score

Through Games Of March 4, 2017

RPI	S	Opponent	Score	
326	A	Saint Peter's	56	43
326	H	Saint Peter's	47	46

R  
i  
d  
e  
r

Rider

Average RPI Win:	289	WON-LOST	WINNING	LAST 10	STRENGTH OF	OPP. STRENGTH	TEAM	ADJ.	CONF.	ADJ CONF.
Average RPI Loss:	194	RECORD	PCT. RANK	GAMES	SCHEDULE	OF SCHEDULE	RPI	RPI	RPI	RPI
DIV. I ONLY	18- 10	103	9- 1	331	332	189	189	31	31	
DIV. I NON-CONF.	4- 6	209	0- 0	238	199	197	197	32	32	
TOTALS	RPI 1-25	RPI 26-50	W-L RECORDS	RPI 51-100	RPI 101-150	RPI 150+				
18- 10	0- 0	0- 0	OVERALL	1- 1	0- 3	17- 6				
8- 3	0- 0	0- 0	HOME	0- 0	0- 0	8- 3				
10- 6	0- 0	0- 0	AWAY	1- 1	0- 2	9- 3				
0- 1	0- 0	0- 0	NEUTRAL	0- 0	0- 1	0- 0				
4- 6	0- 0	0- 0	NON-CONFERENCE	1- 1	0- 3	3- 2				
1- 1	0- 0	0- 0	HOME	0- 0	0- 0	1- 1				
3- 4	0- 0	0- 0	AWAY	1- 1	0- 2	2- 1				
0- 1	0- 0	0- 0	NEUTRAL	0- 0	0- 1	0- 0				
14- 4	0- 0	0- 0	CONFERENCE	0- 0	0- 0	14- 4				
7- 2	0- 0	0- 0	HOME	0- 0	0- 0	7- 2				
7- 2	0- 0	0- 0	AWAY	0- 0	0- 0	7- 2				
0- 0	0- 0	0- 0	NEUTRAL	0- 0	0- 0	0- 0				

RPI 1-25				RPI 26-50				RPI 51-100				RPI 101+				Team's RPI: 189			
RPI	S	Opponent	Score	RPI	S	Opponent	Score	RPI	S	Opponent	Score	RPI	S	Opponent	Score				
								62	A	Iowa	60	81	101	N	Stetson	60	68		
								93	A	Kent St.	68	65	110	A	Vanderbilt	59	75		
													135	A	Delaware	65	67		
													194	A	Sacred Heart	59	69		
													194	H	Sacred Heart	66	56		
													214	H	Monmouth	56	69		
													216	H	Howard	59	42		
													226	A	Saint Francis (PA)	70	68		
													226	H	Saint Francis (PA)	55	70		
													266	A	Bryant	59	62		
													266	H	Bryant	62	46		
													291	A	Mt. St. Mary's	50	44		
													291	H	Mt. St. Mary's	70	58		
													302	A	Lafayette	62	51		
													307	A	FIU	57	59		
													316	A	Central Conn. St.	62	39		
													316	H	Central Conn. St.	55	46		
													324	A	St. Francis Brooklyn	61	54		
													324	H	St. Francis Brooklyn	49	56		
													328	A	Morgan St.	58	44		
													336	A	LIU Brooklyn	64	54		
													336	H	LIU Brooklyn	83	42		
													340	A	Fairleigh Dickinson	66	64		
													340	H	Fairleigh Dickinson	62	48		
													342	A	Wagner	82	63		
													342	H	Wagner	74	41		
LAST 12 Division I GAMES:																			
340	H	Fairleigh Dickinson	62	48	336	A	LIU Brooklyn	64	54	324	A	St. Francis Brooklyn	61	54	226	A	Saint Francis (PA)	70	68
194	H	Sacred Heart	66	56	291	A	Mt. St. Mary's	50	44	316	H	Central Conn. St.	55	46	266	H	Bryant	62	46
266	A	Bryant	59	62	291	H	Mt. St. Mary's	70	58	342	H	Wagner	74	41					

Non-Div I Games: Point Park 69 52

Robert Morris

Loss, Non-Conf, S Site, H Home A Away N Neutral

## Rutgers

## Through Games Of March 4, 2017

Average RPI Win:	146	WON-LOST	WINNING	LAST 10	STRENGTH OF	OPP. STRENGTH	TEAM	ADJ.	CONF.	ADJ CONF.
Average RPI Loss:	84	RECORD	PCT. RANK	GAMES	SCHEDULE	OF SCHEDULE	RPI	RPI	RPI	RPI
DIV. I ONLY	6- 24	319	0- 10	44	59	223	223	6	6	
DIV. I NON-CONF.	3- 10	280	0- 0	10	46	181	181	6	6	
TOTALS	RPI 1-25	RPI 26-50	W-L RECORDS	RPI 51-100	RPI 101-150	RPI 150+				
6- 24	0- 4	1- 4	OVERALL	2- 10	0- 1	3- 5				
6- 9	0- 3	1- 2	HOME	2- 4	0- 0	3- 0				
0- 14	0- 1	0- 2	AWAY	0- 6	0- 1	0- 4				
0- 1	0- 0	0- 0	NEUTRAL	0- 0	0- 0	0- 1				
3- 10	0- 2	0- 2	NON-CONFERENCE	1- 4	0- 1	2- 1				
3- 4	0- 2	0- 1	HOME	1- 1	0- 0	2- 0				
0- 6	0- 0	0- 1	AWAY	0- 3	0- 1	0- 1				
0- 0	0- 0	0- 0	NEUTRAL	0- 0	0- 0	0- 0				
3- 14	0- 2	1- 2	CONFERENCE	1- 6	0- 0	1- 4				
3- 5	0- 1	1- 1	HOME	1- 3	0- 0	1- 0				
0- 8	0- 1	0- 1	AWAY	0- 3	0- 0	0- 3				
0- 1	0- 0	0- 0	NEUTRAL	0- 0	0- 0	0- 1				

RPI	S	Opponent	Score	RPI	S	Opponent	Score	RPI	S	Opponent	Score	RPI	S	Opponent	Score	Team's RPI: 223
7	H	Duke	32 68	27	A	Elon	54 66	51	A	Virginia	54 62	113	A	Princeton	34 64	
17	A	Maryland	71 80	41	H	James Madison	76 82	56	H	Purdue	42 55	170	A	Houston	51 53	
18	H	Temple	37 48	42	H	Michigan St.	62 58	62	A	Iowa	57 71	197	A	Nebraska	58 62	
25	H	Ohio St.	45 73	44	A	Michigan	50 63	62	H	Iowa	59 71	198	H	Seton Hall	53 45	
				48	H	Indiana	52 63	68	A	Northwestern	38 60	205	A	Illinois	41 78	
								68	H	Northwestern	37 55	212	A	Wisconsin	41 53	
								69	A	St. John's (NY)	39 65	212	H	Wisconsin	68 52	
								70	A	Minnesota	46 80	212	N	Wisconsin	55 61	
								71	H	Bucknell	57 53	266	H	Bryant	50 42	
								78	H	Chattanooga	53 66					
								84	H	Penn St.	61 45					
								88	A	Wake Forest	43 55					
LAST 12 Division I GAMES:																
212	N	Wisconsin	55 61	48	H	Indiana	52 63									
25	H	Ohio St.	45 73	62	A	Iowa	57 71									
68	A	Northwestern	38 60	68	H	Northwestern	37 55									
212	A	Wisconsin	41 53	17	A	Maryland	71 80									
56	H	Purdue	42 55	62	H	Iowa	59 71									
70	A	Minnesota	46 80	42	H	Michigan St.	62 58									

Non-Div I Games:

Rutgers

■ Loss, 
■ Non-Conf, 
■ S Site, 
■ H Home 
■ A Away 
N Neutral

SFA				STRENGTH OF SCHEDULE	OPP. STRENGTH OF SCHEDULE	TEAM RPI	ADJ. RPI	CONF. RPI	ADJ CONF. RPI
Average RPI Win:	255	WON-LOST RECORD	WINNING PCT. RANK						
Average RPI Loss:	113		LAST 10 GAMES						
DIV. I ONLY	20- 6	31	7- 3	261	290	100	100	27	27
DIV. I NON-CONF.	6- 2	63	0- 0	150	197	46	46	27	27
-----									
TOTALS	RPI 1-25	RPI 26-50	W-L RECORDS	RPI 51-100	RPI 101-150	RPI 150+			
20- 6	0- 1	0- 0	OVERALL	1- 3	3- 1	16- 1			
9- 2	0- 0	0- 0	HOME	0- 1	1- 1	8- 0			
11- 4	0- 1	0- 0	AWAY	1- 2	2- 0	8- 1			
0- 0	0- 0	0- 0	NEUTRAL	0- 0	0- 0	0- 0			
6- 2	0- 1	0- 0	NON-CONFERENCE	1- 1	1- 0	4- 0			
2- 0	0- 0	0- 0	HOME	0- 0	0- 0	2- 0			
4- 2	0- 1	0- 0	AWAY	1- 1	1- 0	2- 0			
0- 0	0- 0	0- 0	NEUTRAL	0- 0	0- 0	0- 0			
14- 4	0- 0	0- 0	CONFERENCE	0- 2	2- 1	12- 1			
7- 2	0- 0	0- 0	HOME	0- 1	1- 1	6- 0			
7- 2	0- 0	0- 0	AWAY	0- 1	1- 0	6- 1			
0- 0	0- 0	0- 0	NEUTRAL	0- 0	0- 0	0- 0			

RPI 1-25				RPI 26-50				RPI 51-100 Team's RPI: 100				RPI 101+			
RPI	S	Opponent	Score	RPI	S	Opponent	Score	RPI	S	Opponent	Score	RPI	S	Opponent	Score
23	A	Texas A&M	48 63					63	A	South Dakota	74 80	107	A	Abilene Christian	70 61
								83	A	UT Arlington	65 60	107	H	Abilene Christian	73 80
								96	A	Central Ark.	58 70	131	H	Lamar University	74 66
								96	H	Central Ark.	63 67	145	A	Louisiana Tech	60 58
												193	A	George Mason	77 76
												219	A	New Orleans	71 67
												219	H	New Orleans	88 61
												269	H	Prairie View	88 64
												286	A	Coppin St.	72 57
												287	H	A&M-Corpus Christi	64 56
												288	A	McNeese	96 65
												290	A	Nicholls St.	82 77
												290	H	Nicholls St.	80 55
												293	A	Northwestern St.	72 76
												293	H	Northwestern St.	80 67
												325	H	Montana	54 46
												329	A	Southeastern La.	92 62
												332	A	Incarinate Word	94 75
												338	H	Houston Baptist	86 49
												339	A	Sam Houston St.	83 65
												339	H	Sam Houston St.	64 49
LAST 12 Division I GAMES:															
339	H	Sam Houston St.	64 49	131	H	Lamar University	74 66								
293	H	Northwestern St.	80 67	290	A	Nicholls St.	82 77								
96	A	Central Ark.	58 70	293	A	Northwestern St.	72 76								
219	A	New Orleans	71 67	339	A	Sam Houston St.	83 65								
329	A	Southeastern La.	92 62	219	H	New Orleans	88 61								
107	H	Abilene Christian	73 80	96	H	Central Ark.	63 67								

Non-Div I Games: Okla. Panhandle 77 43 Tex. Permian Basin 89 70 LSU-Shreveport 93 56

SFA

Loss, Non-Conf, S Site, H Home A Away N Neutral



Average RPI Win:	269	WON-LOST	WINNING	LAST 10	STRENGTH OF	OPP. STRENGTH	TEAM	ADJ.	CONF.	ADJ CONF.
Average RPI Loss:	151	RECORD	PCT. RANK	GAMES	SCHEDULE	OF SCHEDULE	RPI	RPI	RPI	RPI
DIV. I ONLY	13- 17	211	6- 4	165	282	207	207	26	26	
DIV. I NON-CONF.	3- 9	275	0- 0	31	242	196	196	26	26	
TOTALS	RPI 1-25	RPI 26-50	W-L RECORDS	RPI 51-100	RPI 101-150	RPI 150+				
13- 17	0- 1	0- 1	OVERALL	0- 5	0- 2	13- 8				
8- 3	0- 0	0- 0	HOME	0- 1	0- 0	8- 2				
3- 10	0- 1	0- 1	AWAY	0- 3	0- 1	3- 4				
2- 4	0- 0	0- 0	NEUTRAL	0- 1	0- 1	2- 2				
3- 9	0- 1	0- 1	NON-CONFERENCE	0- 4	0- 2	3- 1				
2- 1	0- 0	0- 0	HOME	0- 1	0- 0	2- 0				
0- 5	0- 1	0- 1	AWAY	0- 2	0- 1	0- 0				
1- 3	0- 0	0- 0	NEUTRAL	0- 1	0- 1	1- 1				
10- 8	0- 0	0- 0	CONFERENCE	0- 1	0- 0	10- 7				
6- 2	0- 0	0- 0	HOME	0- 0	0- 0	6- 2				
3- 5	0- 0	0- 0	AWAY	0- 1	0- 0	3- 4				
1- 1	0- 0	0- 0	NEUTRAL	0- 0	0- 0	1- 1				

RPI 1-25				RPI 26-50				RPI 51-100				RPI 101+ Team's RPI: 207			
RPI	S	Opponent	Score	RPI	S	Opponent	Score	RPI	S	Opponent	Score	RPI	S	Opponent	Score
24	A	Missouri	60 72	31	A	South Dakota St.	49 82	60	A	Belmont	67 94	101	A	Stetson	68 78
								63	N	South Dakota	68 75	110	N	Vanderbilt	63 73
								74	H	Western Ill.	74 76	165	H	Southern Ill.	60 59
								91	A	Northern Ill.	78 97	177	N	Bethune-Cookman	78 83
								95	A	Saint Louis	49 90	182	A	Morehead St.	66 69
												220	A	UT Martin	70 68
												220	H	UT Martin	72 82
												251	H	Jacksonville St.	69 62
												254	H	Tennessee St.	73 52
												262	A	Austin Peay	62 85
												262	H	Austin Peay	76 69
												264	A	Murray St.	85 76
												264	H	Murray St.	77 84
												268	A	Southeast Mo. St.	74 78
												268	H	Southeast Mo. St.	70 69
												270	A	Eastern Ky.	63 75
												270	N	Eastern Ky.	58 61
												282	H	Tennessee Tech	60 49
												282	N	Tennessee Tech	77 69
												300	A	Eastern Ill.	75 59
												300	H	Eastern Ill.	68 52
												314	H	Illinois St.	92 80
												335	N	Utah Valley	71 64
LAST 12 Division I GAMES:															
				270	N	Eastern Ky.	58 61	268	A	Southeast Mo. St.	74 78				
				282	N	Tennessee Tech	77 69	251	H	Jacksonville St.	69 62				
				300	H	Eastern Ill.	68 52	60	A	Belmont	67 94				
				264	A	Murray St.	85 76	300	A	Eastern Ill.	75 59				
				262	H	Austin Peay	76 69	254	H	Tennessee St.	73 52				
				220	H	UT Martin	72 82	220	A	UT Martin	70 68				

Non-Div I Games: Mo.-St. Louis 59 49

SIUE

■ Loss, 
 ■ Non-Conf, 
 ■ S Site, 
 ■ Home 
 ■ A Away 
 N Neutral

Average RPI Win:	169	WON-LOST	WINNING	LAST 10	STRENGTH OF	OPP. STRENGTH	TEAM	ADJ.	CONF.	ADJ CONF.
Average RPI Loss:	83	RECORD	PCT. RANK	GAMES	SCHEDULE	OF SCHEDULE	RPI	RPI	RPI	RPI
DIV. I ONLY	17- 14	148	6- 4	68	64	99	99	5	5	
DIV. I NON-CONF.	9- 4	85	0- 0	151	79	77	77	5	5	
TOTALS	RPI 1-25	RPI 26-50	W-L RECORDS	RPI 51-100	RPI 101-150	RPI 150+				
17- 14	1- 4	0- 2	OVERALL	0- 1	2- 4	14- 3				
11- 3	1- 1	0- 1	HOME	0- 1	2- 0	8- 0				
3- 9	0- 2	0- 0	AWAY	0- 0	0- 4	3- 3				
3- 2	0- 1	0- 1	NEUTRAL	0- 0	0- 0	3- 0				
9- 4	1- 1	0- 0	NON-CONFERENCE	0- 0	0- 2	8- 1				
6- 0	1- 0	0- 0	HOME	0- 0	0- 0	5- 0				
1- 3	0- 0	0- 0	AWAY	0- 0	0- 2	1- 1				
2- 1	0- 1	0- 0	NEUTRAL	0- 0	0- 0	2- 0				
8- 10	0- 3	0- 2	CONFERENCE	0- 1	2- 2	6- 2				
5- 3	0- 1	0- 1	HOME	0- 1	2- 0	3- 0				
2- 6	0- 2	0- 0	AWAY	0- 0	0- 2	2- 2				
1- 1	0- 0	0- 1	NEUTRAL	0- 0	0- 0	1- 0				

RPI	S	Opponent	Score	RPI	S	Opponent	Score	RPI	S	Opponent	Score	RPI	S	Opponent	Score
1	A	UConn	41 83	30	H	South Fla.	51 52	73	H	Tulane	59 71	102	A	UCF	37 63
1	H	UConn	48 88	30	N	South Fla.	55 62					102	H	UCF	63 58
5	N	Mississippi St.	42 91									106	A	Colorado	50 67
18	A	Temple	52 66									141	A	Tulsa	59 66
23	H	Texas A&M	54 53									141	H	Tulsa	62 41
												147	A	New Mexico	49 64
												160	A	Memphis	60 39
												160	H	Memphis	53 44
												162	A	TCU	67 76
												164	H	Texas St.	64 56
												166	A	East Carolina	57 58
												166	N	East Carolina	60 54
												170	A	Houston	66 45
												170	H	Houston	74 45
												175	N	Boston College	72 64
												181	A	Cincinnati	65 67
												181	H	Cincinnati	64 47
												185	A	Kansas	75 63
												191	H	Texas Southern	61 36
												196	H	North Texas	65 51
												209	N	Grambling	56 36
												213	H	Seattle U	77 43
												269	H	Prairie View	61 54
LAST 12 Division I GAMES:															
				30	N	South Fla.	55 62	18	A	Temple	52 66				
				166	N	East Carolina	60 54	1	A	UConn	41 83				
				170	H	Houston	74 45	102	H	UCF	63 58				
				102	A	UCF	37 63	160	H	Memphis	53 44				
				160	A	Memphis	60 39	141	A	Tulsa	59 66				
				141	H	Tulsa	62 41	30	H	South Fla.	51 52				

Non-Div I Games:

SMU

■ Loss, 
 ■ Non-Conf, 
 ■ S Site, 
 ■ Home 
 ■ Away 
 N Neutral

## Sacramento St.

Through Games Of March 4, 2017

Average RPI Win:	280	WON-LOST	WINNING	LAST 10	STRENGTH OF	OPP. STRENGTH	TEAM	ADJ.	CONF.	ADJ CONF.
Average RPI Loss:	155	RECORD	PCT. RANK	GAMES	SCHEDULE	OF SCHEDULE	RPI	RPI	RPI	RPI
DIV. I ONLY	9- 19	269	2- 8	224	244	280	280	20	20	
DIV. I NON-CONF.	3- 7	250	0- 0	229	238	295	295	18	18	
TOTALS	RPI 1-25	RPI 26-50	W-L RECORDS	RPI 51-100	RPI 101-150	RPI 150+				
9- 19	0- 0	0- 0	OVERALL	0- 5	0- 8	9- 6				
5- 9	0- 0	0- 0	HOME	0- 3	0- 4	5- 2				
4- 8	0- 0	0- 0	AWAY	0- 2	0- 3	4- 3				
0- 2	0- 0	0- 0	NEUTRAL	0- 0	0- 1	0- 1				
3- 7	0- 0	0- 0	NON-CONFERENCE	0- 3	0- 2	3- 2				
2- 3	0- 0	0- 0	HOME	0- 2	0- 0	2- 1				
1- 2	0- 0	0- 0	AWAY	0- 1	0- 1	1- 0				
0- 2	0- 0	0- 0	NEUTRAL	0- 0	0- 1	0- 1				
6- 12	0- 0	0- 0	CONFERENCE	0- 2	0- 6	6- 4				
3- 6	0- 0	0- 0	HOME	0- 1	0- 4	3- 1				
3- 6	0- 0	0- 0	AWAY	0- 1	0- 2	3- 3				
0- 0	0- 0	0- 0	NEUTRAL	0- 0	0- 0	0- 0				

RPI S	Opponent	Score	RPI S	Opponent	Score	RPI S	Opponent	Score	RPI S	Opponent	Score	Team's RPI: 280
						52	A California	73 97	114	A North Dakota	71 94	
						72	H UC Davis	78 110	114	H North Dakota	78 92	
						79	A Montana St.	80 84	121	A Northern Colo.	88 95	
						79	H Montana St.	82 104	121	H Northern Colo.	74 102	
						90	H Southern California	95 111	138	A San Francisco	80 91	
									139	H Eastern Wash.	65 72	
									140	N New Mexico St.	73 99	
									142	H Idaho	58 72	
									169	A Idaho St.	60 79	
									188	H Hofstra	97 85	
									234	A Portland St.	77 68	
									234	H Portland St.	86 88	
									249	A Weber St.	60 66	
									265	H Cal Poly	97 96	
									281	H Nevada	95 99	
									285	A Southern Utah	110 104	
									285	H Southern Utah	81 69	
									289	A Northern Ariz.	88 91	
									289	H Northern Ariz.	82 76	
									317	N Youngstown St.	94 102	
									325	A Montana	73 60	
									325	H Montana	99 69	
									327	A UC Irvine	78 70	
LAST 12 Division I GAMES:												
			121	H Northern Colo.	74 102	169	A Idaho St.	60 79				
			114	H North Dakota	78 92	249	A Weber St.	60 66				
			285	A Southern Utah	110 104	142	H Idaho	58 72				
			289	A Northern Ariz.	88 91	139	H Eastern Wash.	65 72				
			79	H Montana St.	82 104	234	A Portland St.	77 68				
			325	H Montana	99 69	325	A Montana	73 60				

Non-Div I Games: Stanislaus St. 102 72

Sacramento St.

Loss, Non-Conf, S Site, H Home A Away N Neutral

## Sacred Heart

## Through Games Of March 4, 2017

Average RPI Win:	278	WON-LOST	WINNING	LAST 10	STRENGTH OF	OPP. STRENGTH	TEAM	ADJ.	CONF.	ADJ CONF.
Average RPI Loss:	190	RECORD	PCT. RANK	GAMES	SCHEDULE	OF SCHEDULE	RPI	RPI	RPI	RPI
DIV. I ONLY	16- 13	140	6- 4	275	335	194	194	31	31	
DIV. I NON-CONF.	3- 8	262	0- 0	72	223	192	192	32	32	
TOTALS	RPI 1-25	RPI 26-50	W-L RECORDS	RPI 51-100	RPI 101-150	RPI 150+				
16- 13	0- 0	0- 1	OVERALL	0- 3	0- 1	16- 8				
10- 3	0- 0	0- 1	HOME	0- 0	0- 1	10- 1				
6- 10	0- 0	0- 0	AWAY	0- 3	0- 0	6- 7				
0- 0	0- 0	0- 0	NEUTRAL	0- 0	0- 0	0- 0				
3- 8	0- 0	0- 1	NON-CONFERENCE	0- 3	0- 1	3- 3				
1- 3	0- 0	0- 1	HOME	0- 0	0- 1	1- 1				
2- 5	0- 0	0- 0	AWAY	0- 3	0- 0	2- 2				
0- 0	0- 0	0- 0	NEUTRAL	0- 0	0- 0	0- 0				
13- 5	0- 0	0- 0	CONFERENCE	0- 0	0- 0	13- 5				
9- 0	0- 0	0- 0	HOME	0- 0	0- 0	9- 0				
4- 5	0- 0	0- 0	AWAY	0- 0	0- 0	4- 5				
0- 0	0- 0	0- 0	NEUTRAL	0- 0	0- 0	0- 0				

RPI S	Opponent	Score	RPI S	Opponent	Score	RPI S	Opponent	Score	RPI S	Opponent	Score	Team's RPI: 194
43	H Harvard	60 68	55	A Iowa St.	56 76	149	H Brown	66 80				
			67	A New Hampshire	43 71	159	A Fairfield	56 44				
			94	A Buffalo	55 76	174	H Siena	62 58				
						183	A Hartford	64 81				
						189	A Robert Morris	56 66				
						189	H Robert Morris	69 59				
						210	A Binghamton	77 69				
						214	H Monmouth	54 65				
						226	A Saint Francis (PA)	69 83				
						226	H Saint Francis (PA)	73 63				
						266	A Bryant	65 53				
						266	H Bryant	66 59				
						291	A Mt. St. Mary's	59 61				
						291	H Mt. St. Mary's	49 45				
						305	A Lehigh	62 68				
						316	A Central Conn. St.	50 67				
						316	H Central Conn. St.	82 61				
						324	A St. Francis Brooklyn	81 74				
						324	H St. Francis Brooklyn	61 58				
						336	A LIU Brooklyn	51 41				
						336	H LIU Brooklyn	66 48				
						340	A Fairleigh Dickinson	56 58				
						340	H Fairleigh Dickinson	68 60				
						342	A Wagner	70 56				
						342	H Wagner	62 52				
LAST 12 Division I GAMES:												
226	A	Saint Francis (PA)	69	83	340	A	Fairleigh Dickinson	56	58			
189	A	Robert Morris	56	66	266	H	Bryant	66	59			
340	H	Fairleigh Dickinson	68	60	291	A	Mt. St. Mary's	59	61			
336	A	LIU Brooklyn	51	41	336	H	LIU Brooklyn	66	48			
324	H	St. Francis Brooklyn	61	58	291	H	Mt. St. Mary's	49	45			
316	H	Central Conn. St.	82	61	342	H	Wagner	62	52			

Non-Div I Games:

Sacred Heart

■ Loss, 
 ■ Non-Conf, 
 ■ S Site, 
 ■ Home 
 ■ A Away 
 N Neutral

## Saint Francis (PA)

Through Games Of March 4, 2017

Average RPI Win:	289	WON-LOST	WINNING	LAST 10	STRENGTH OF	OPP. STRENGTH	TEAM	ADJ.	CONF.	ADJ CONF.
Average RPI Loss:	209	RECORD	PCT. RANK	GAMES	SCHEDULE	OF SCHEDULE	RPI	RPI	RPI	RPI
DIV. I ONLY	16- 13	140	6- 4	317	339	226	226	31	31	
DIV. I NON-CONF.	3- 8	262	0- 0	214	285	264	264	32	32	
TOTALS	RPI 1-25	RPI 26-50	W-L RECORDS	RPI 51-100	RPI 101-150	RPI 150+				
16- 13	0- 0	0- 2	OVERALL	0- 0	0- 2	16- 9				
7- 5	0- 0	0- 0	HOME	0- 0	0- 1	7- 4				
9- 6	0- 0	0- 2	AWAY	0- 0	0- 1	9- 3				
0- 2	0- 0	0- 0	NEUTRAL	0- 0	0- 0	0- 2				
3- 8	0- 0	0- 2	NON-CONFERENCE	0- 0	0- 2	3- 4				
1- 2	0- 0	0- 0	HOME	0- 0	0- 1	1- 1				
2- 4	0- 0	0- 2	AWAY	0- 0	0- 1	2- 1				
0- 2	0- 0	0- 0	NEUTRAL	0- 0	0- 0	0- 2				
13- 5	0- 0	0- 0	CONFERENCE	0- 0	0- 0	13- 5				
6- 3	0- 0	0- 0	HOME	0- 0	0- 0	6- 3				
7- 2	0- 0	0- 0	AWAY	0- 0	0- 0	7- 2				
0- 0	0- 0	0- 0	NEUTRAL	0- 0	0- 0	0- 0				

RPI 1-25			RPI 26-50			RPI 51-100			RPI 101+ Team's RPI: 226		
RPI	S	Opponent	Score	RPI	S	Opponent	Score	RPI	S	Opponent	Score
				30	A	South Fla.	80 129				
				32	A	Marquette	91 104				
LAST 12 Division I GAMES:											
				194	H	Sacred Heart	83 69				
				340	H	Fairleigh Dickinson	73 64				
				316	A	Central Conn. St.	72 70				
				266	A	Bryant	70 85				
				342	H	Wagner	71 87				
				291	H	Mt. St. Mary's	58 66				
				324	A	St. Francis Brooklyn	75 59				
				336	A	LIU Brooklyn	74 30				
				189	H	Robert Morris	68 70				
				342	A	Wagner	67 46				
				266	H	Bryant	79 67				
				316	H	Central Conn. St.	87 81				
				333	N	Jackson St.	84 88				
				336	A	LIU Brooklyn	74 30				
				336	H	LIU Brooklyn	66 52				
				340	A	Fairleigh Dickinson	82 79				
				340	H	Fairleigh Dickinson	73 64				
				342	A	Wagner	67 46				

Non-Div I Games:

Saint Francis (PA)

■ Loss, 
 ■ Non-Conf, 
 ■ S Site, 
 ■ Home 
 ■ A Away 
 N Neutral

S  
a  
i  
n  
t  
F  
r  
a  
n  
c  
i  
s  
(  
P  
A  
)

RPI S Saint Francis (PA) Score

Through Games Of March 4, 2017

RPI	S	Opponent	Score
342	H	Wagner	71 87

Saint Francis (PA)  
P  
A  
)

## Saint Joseph's

Through Games Of March 4, 2017

Average RPI Win:	193	WON-LOST	WINNING	LAST 10	STRENGTH OF	OPP. STRENGTH	TEAM	ADJ.	CONF.	ADJ CONF.
Average RPI Loss:	91	RECORD	PCT. RANK	GAMES	SCHEDULE	OF SCHEDULE	RPI	RPI	RPI	RPI
DIV. I ONLY	17- 14	148	8- 2	61	127	108	108	12	12	
DIV. I NON-CONF.	3- 9	275	0- 0	16	117	161	161	12	12	
TOTALS	RPI 1-25	RPI 26-50	W-L RECORDS	RPI 51-100	RPI 101-150	RPI 150+				
17- 14	0- 1	0- 4	OVERALL	2- 4	5- 3	10- 2				
10- 5	0- 1	0- 1	HOME	0- 2	3- 0	7- 1				
6- 7	0- 0	0- 1	AWAY	2- 0	2- 1	2- 0				
1- 2	0- 0	0- 0	NEUTRAL	0- 1	0- 1	1- 0				
3- 9	0- 1	0- 2	NON-CONFERENCE	1- 4	1- 1	1- 1				
1- 5	0- 1	0- 1	HOME	0- 2	0- 0	1- 1				
2- 3	0- 0	0- 1	AWAY	1- 1	1- 1	0- 0				
0- 1	0- 0	0- 0	NEUTRAL	0- 1	0- 0	0- 0				
14- 5	0- 0	0- 2	CONFERENCE	1- 0	4- 2	9- 1				
9- 0	0- 0	0- 0	HOME	0- 0	3- 0	6- 0				
4- 4	0- 0	0- 2	AWAY	1- 0	1- 1	2- 1				
1- 1	0- 0	0- 0	NEUTRAL	0- 0	0- 1	1- 0				

RPI 1-25				RPI 26-50				RPI 51-100				RPI 101+ Team's RPI: 108			
RPI	S	Opponent	Score	RPI	S	Opponent	Score	RPI	S	Opponent	Score	RPI	S	Opponent	Score
18	H	Temple	70 86	36	A	Dayton	59 64	54	H	Villanova	54 62	119	H	Duquesne	60 58
				38	A	Central Mich.	71 73	61	A	Penn	57 53	119	N	Duquesne	63 78
				41	H	James Madison	72 85	71	H	Bucknell	61 64	122	A	Fordham	39 44
				50	A	George Washington	44 53	80	A	Drexel	49 60	122	H	Fordham	47 44
								81	N	BYU	56 71	143	A	VCU	80 70
								95	A	Saint Louis	66 63	143	H	VCU	64 58
												144	A	Iona	57 58
												147	A	New Mexico	79 67
												167	A	La Salle	75 55
												167	H	La Salle	67 58
												167	N	La Salle	66 48
												188	H	Hofstra	64 75
												193	H	George Mason	57 53
												235	A	Richmond	52 70
												248	H	St. Bonaventure	70 53
												278	H	Davidson	69 54
												301	A	Rhode Island	75 49
												301	H	Rhode Island	77 51
												308	H	Massachusetts	81 50
												320	H	NJIT	75 36
LAST 12 Division I GAMES:															
				119	N	Duquesne	63 78	167	H	La Salle	67 58				
				167	N	La Salle	66 48	122	A	Fordham	39 44				
				301	H	Rhode Island	77 51	95	A	Saint Louis	66 63				
				193	H	George Mason	57 53	119	H	Duquesne	60 58				
				278	H	Davidson	69 54	248	H	St. Bonaventure	70 53				
				143	A	VCU	80 70	301	A	Rhode Island	75 49				

Non-Div I Games:

Saint Joseph's

■ Loss, 
 ■ Non-Conf, 
 ■ S Site, 
 ■ H Home 
 ■ A Away 
 N Neutral

## Saint Louis

Through Games Of March 4, 2017

Average RPI Win:	214	WON-LOST	WINNING	LAST 10	STRENGTH OF	OPP. STRENGTH	TEAM	ADJ.	CONF.	ADJ CONF.
Average RPI Loss:	95	RECORD	PCT. RANK	GAMES	SCHEDULE	OF SCHEDULE	RPI	RPI	RPI	RPI
DIV. I ONLY	24- 8	42	7- 3	254	108	95	95	12	12	
DIV. I NON-CONF.	10- 3	54	0- 0	323	146	129	129	12	12	
TOTALS	RPI 1-25	RPI 26-50	W-L RECORDS	RPI 51-100	RPI 101-150	RPI 150+				
24- 8	1- 0	1- 4	OVERALL	0- 0	5- 3	17- 1				
12- 3	1- 0	1- 1	HOME	0- 0	3- 1	7- 1				
11- 4	0- 0	0- 2	AWAY	0- 0	1- 2	10- 0				
1- 1	0- 0	0- 1	NEUTRAL	0- 0	1- 0	0- 0				
10- 3	1- 0	0- 1	NON-CONFERENCE	0- 0	1- 1	8- 1				
5- 1	1- 0	0- 0	HOME	0- 0	1- 0	3- 1				
5- 2	0- 0	0- 1	AWAY	0- 0	0- 1	5- 0				
0- 0	0- 0	0- 0	NEUTRAL	0- 0	0- 0	0- 0				
14- 5	0- 0	1- 3	CONFERENCE	0- 0	4- 2	9- 0				
7- 2	0- 0	1- 1	HOME	0- 0	2- 1	4- 0				
6- 2	0- 0	0- 1	AWAY	0- 0	1- 1	5- 0				
1- 1	0- 0	0- 1	NEUTRAL	0- 0	1- 0	0- 0				

RPI 1-25				RPI 26-50				RPI 51-100				Team's RPI: 95		RPI 101+			
RPI	S	Opponent	Score	RPI	S	Opponent	Score	RPI	S	Opponent	Score	RPI	S	Opponent	Score		
24	H	Missouri	72 61	36	A	Dayton	62 68					103	H	Washington St.	73 70		
				36	H	Dayton	67 78					108	H	Saint Joseph's	63 66		
				36	N	Dayton	65 75					119	A	Duquesne	65 94		
				45	A	Little Rock	43 56					122	H	Fordham	82 58		
				50	H	George Washington	67 59					122	N	Fordham	68 58		
												141	A	Tulsa	64 70		
												143	A	VCU	62 48		
												143	H	VCU	77 72		
												167	A	La Salle	79 74		
												193	H	George Mason	89 50		
												202	A	Loyola Marymount	90 76		
												207	H	SIUE	90 49		
												235	H	Richmond	73 66		
												236	H	Indiana St.	67 70		
												237	A	Bradley	68 58		
												248	A	St. Bonaventure	74 58		
												248	H	St. Bonaventure	64 49		
												268	A	Southeast Mo. St.	89 50		
												270	H	Eastern Ky.	78 51		
												278	A	Davidson	106 69		
												297	A	Lipscomb	83 38		
												301	A	Rhode Island	68 50		
												308	A	Massachusetts	81 60		
												308	H	Massachusetts	91 51		
												327	A	UC Irvine	79 69		
												328	H	Morgan St.	71 43		
LAST 12 Division I GAMES:																	
				36	N	Dayton	65 75	248	A	St. Bonaventure	74 58						
				122	N	Fordham	68 58	143	H	VCU	77 72						
				308	H	Massachusetts	91 51	108	H	Saint Joseph's	63 66						
				36	A	Dayton	62 68	308	A	Massachusetts	81 60						
				235	H	Richmond	73 66	122	H	Fordham	82 58						
				167	A	La Salle	79 74	50	H	George Washington	67 59						

Non-Div I Games:

Saint Louis

■ Loss, 
 ■ Non-Conf, 
 ■ S Site, 
 ■ Home 
 ■ Away 
 N Neutral



## Saint Peter's

Through Games Of March 4, 2017

Average RPI Win:	278	WON-LOST	WINNING	LAST 10	STRENGTH OF	OPP. STRENGTH	TEAM	ADJ.	CONF.	ADJ CONF.
Average RPI Loss:	171	RECORD	PCT. RANK	GAMES	SCHEDULE	OF SCHEDULE	RPI	RPI	RPI	RPI
DIV. I ONLY	3- 27	343	0- 10	177	231	326	326	18	18	
DIV. I NON-CONF.	1- 8	314	0- 0	106	250	304	304	17	17	
TOTALS	RPI 1-25	RPI 26-50	W-L RECORDS	RPI 51-100	RPI 101-150	RPI 150+				
3- 27	0- 2	0- 2	OVERALL	0- 1	0- 6	3- 16				
2- 9	0- 0	0- 1	HOME	0- 0	0- 2	2- 6				
1- 14	0- 0	0- 0	AWAY	0- 0	0- 0	1- 1				
0- 4	0- 0	0- 0	NEUTRAL	0- 0	0- 1	0- 3				
1- 8	0- 2	0- 0	NON-CONFERENCE	0- 1	0- 2	1- 3				
1- 0	0- 0	0- 0	HOME	0- 0	0- 0	1- 0				
0- 5	0- 2	0- 0	AWAY	0- 1	0- 1	0- 1				
0- 3	0- 0	0- 0	NEUTRAL	0- 0	0- 1	0- 2				
2- 19	0- 0	0- 2	CONFERENCE	0- 0	0- 4	2- 13				
1- 9	0- 0	0- 1	HOME	0- 0	0- 2	1- 6				
1- 9	0- 0	0- 1	AWAY	0- 0	0- 2	1- 6				
0- 1	0- 0	0- 0	NEUTRAL	0- 0	0- 0	0- 1				

RPI 1-25				RPI 26-50				RPI 51-100				RPI 101+ Team's RPI: 326			
RPI	S	Opponent	Score	RPI	S	Opponent	Score	RPI	S	Opponent	Score	RPI	S	Opponent	Score
3	A	South Carolina	38 93	40	A	Quinnipiac	47 82	84	A	Penn St.	50 106	109	A	Rider	46 47
17	A	Maryland	49 101	40	H	Quinnipiac	51 84					109	H	Rider	43 56
												137	N	Maine	43 59
												144	A	Iona	50 51
												144	H	Iona	58 66
												149	A	Brown	71 80
												159	A	Fairfield	38 50
												159	H	Fairfield	39 56
												171	N	Hampton	42 71
												174	A	Siena	55 80
												174	H	Siena	60 76
												214	A	Monmouth	59 76
												214	H	Monmouth	42 58
												230	A	Marist	73 69
												230	H	Marist	58 66
												230	N	Marist	60 71
												253	A	Canisius	56 61
												253	H	Canisius	54 59
												258	N	Bowling Green	68 73
												263	A	Niagara	63 71
												263	H	Niagara	78 66
												277	A	Manhattan	44 57
												277	H	Manhattan	65 69
												324	A	St. Francis Brooklyn	52 58
												340	H	Fairleigh Dickinson	65 43
LAST 12 Division I GAMES:															
230	N	Marist	60 71	214	H	Monmouth	42 58								
174	H	Siena	60 76	159	A	Fairfield	38 50								
144	A	Iona	50 51	230	H	Marist	58 66								
263	A	Niagara	63 71	277	A	Manhattan	44 57								
253	A	Canisius	56 61	109	A	Rider	46 47								
159	H	Fairfield	39 56	277	H	Manhattan	65 69								

Non-Div I Games:

Saint Peter's

■ Loss, 
 ■ Non-Conf, 
 ■ S Site, 
 ■ Home 
 ■ A Away 
 N Neutral

Sam Houston St.				Through Games Of March 17, 2017						
Average RPI Win:	320	WON-LOST	WINNING	LAST 10	STRENGTH OF	OPP. STRENGTH	TEAM	ADJ.	CONF.	ADJ CONF.
Average RPI Loss:	198	RECORD	PCT. RANK	GAMES	SCHEDULE	OF SCHEDULE	RPI	RPI	RPI	RPI
DIV. I ONLY	3- 24	338	2- 8	247	308	339	339	27	27	
DIV. I NON-CONF.	0- 9	335	0- 0	197	287	341	341	27	27	
-----										
TOTALS	RPI 1-25		RPI 26-50	W-L RECORDS	RPI 51-100	RPI 101-150		RPI 150+		
3- 24	0- 0		0- 1	OVERALL	0- 3	0- 4		3- 16		
3- 7	0- 0		0- 0	HOME	0- 1	0- 2		3- 4		
0- 16	0- 0		0- 1	AWAY	0- 1	0- 1		0- 9		
0- 1	0- 0		0- 0	NEUTRAL	0- 0	0- 0		0- 1		
0- 9	0- 0		0- 1	NON-CONFERENCE	0- 0	0- 0		0- 8		
0- 1	0- 0		0- 0	HOME	0- 0	0- 0		0- 1		
0- 7	0- 0		0- 1	AWAY	0- 0	0- 0		0- 6		
0- 1	0- 0		0- 0	NEUTRAL	0- 0	0- 0		0- 1		
3- 15	0- 0		0- 0	CONFERENCE	0- 3	0- 4		3- 8		
3- 6	0- 0		0- 0	HOME	0- 1	0- 2		3- 3		
0- 9	0- 0		0- 0	AWAY	0- 2	0- 2		0- 5		
0- 0	0- 0		0- 0	NEUTRAL	0- 0	0- 0		0- 0		

[illegible]

Non-Div I Games: Wiley

51 57

Sam Houston St.

Loss, Non-Conf, S Site, H Home A Away N Neutral

Average RPI Win: <b>221</b>	WON-LOST	WINNING	LAST 10	STRENGTH OF	OPP. STRENGTH	TEAM	ADJ.	CONF.	ADJ CONF.
Average RPI Loss: <b>140</b>	RECORD	PCT. RANK	GAMES	SCHEDULE	OF SCHEDULE	RPI	RPI	RPI	RPI
DIV. I ONLY	<b>11- 19</b>	<b>249</b>	<b>3- 7</b>	<b>147</b>	<b>176</b>	<b>228</b>	<b>228</b>	<b>17</b>	<b>17</b>
DIV. I NON-CONF.	<b>6- 8</b>	<b>203</b>	<b>0- 0</b>	<b>184</b>	<b>95</b>	<b>201</b>	<b>201</b>	<b>20</b>	<b>20</b>
TOTALS	RPI 1-25	RPI 26-50	W-L RECORDS	RPI 51-100	RPI 101-150	RPI 150+			
11- 19	0- 1	0- 1	OVERALL	1- 8	0- 0	10- 9			
7- 6	0- 0	0- 0	HOME	0- 3	0- 0	7- 3			
3- 10	0- 1	0- 1	AWAY	1- 4	0- 0	2- 4			
1- 3	0- 0	0- 0	NEUTRAL	0- 1	0- 0	1- 2			
6- 8	0- 1	0- 1	NON-CONFERENCE	1- 3	0- 0	5- 3			
5- 1	0- 0	0- 0	HOME	0- 1	0- 0	5- 0			
1- 5	0- 1	0- 1	AWAY	1- 2	0- 0	0- 1			
0- 2	0- 0	0- 0	NEUTRAL	0- 0	0- 0	0- 2			
5- 11	0- 0	0- 0	CONFERENCE	0- 5	0- 0	5- 6			
2- 5	0- 0	0- 0	HOME	0- 2	0- 0	2- 3			
2- 5	0- 0	0- 0	AWAY	0- 2	0- 0	2- 3			
1- 1	0- 0	0- 0	NEUTRAL	0- 1	0- 0	1- 0			

RPI 1-25				RPI 26-50				RPI 51-100				RPI 101+ Team's RPI: 228			
RPI	S	Opponent	Score	RPI	S	Opponent	Score	RPI	S	Opponent	Score	RPI	S	Opponent	Score
14	A	Kentucky	57 <b>80</b>	43	A	Harvard	52 <b>57</b>	58	A	Georgia Tech	57 <b>62</b>	160	H	Memphis	48 42
								60	H	Belmont	54 <b>73</b>	171	N	Hampton	57 <b>63</b>
								78	A	Chattanooga	45 <b>51</b>	173	H	UAB	52 49
								78	H	Chattanooga	61 <b>77</b>	179	N	UC Riverside	48 <b>51</b>
								85	A	Georgia	65 59	201	A	UNCG	40 <b>64</b>
								88	A	Wake Forest	40 <b>51</b>	201	H	UNCG	47 <b>55</b>
								89	A	Mercer	49 <b>59</b>	203	A	ETSU	56 <b>61</b>
								89	H	Mercer	68 <b>76</b>	203	H	ETSU	57 <b>69</b>
								89	N	Mercer	52 <b>63</b>	203	N	ETSU	67 64
												211	H	Alabama St.	63 49
												220	H	UT Martin	69 62
												238	A	Wofford	55 48
												238	H	Wofford	57 54
												257	A	Furman	48 <b>53</b>
												257	H	Furman	50 <b>54</b>
												279	A	Western Caro.	49 42
												279	H	Western Caro.	51 50
												301	A	Rhode Island	63 <b>78</b>
												349	H	Alabama A&M	61 37
LAST 12 Division I GAMES:															
				89	N	Mercer	52 <b>63</b>	201	H	UNCG	47 <b>55</b>				
				203	N	ETSU	67 64	78	A	Chattanooga	45 <b>51</b>				
				89	H	Mercer	68 <b>76</b>	203	A	ETSU	56 <b>61</b>				
				238	A	Wofford	55 48	89	A	Mercer	49 <b>59</b>				
				257	A	Furman	48 <b>53</b>	257	H	Furman	50 <b>54</b>				
				279	H	Western Caro.	51 50	238	H	Wofford	57 54				

Non-Div I Games: AUM 72 50

Samford

■ Loss, 
 ■ Non-Conf, 
 ■ S Site, 
 ■ H Home 
 ■ A Away 
 N Neutral

Average RPI Win:	229	WON-LOST	WINNING	LAST 10	STRENGTH OF	OPP. STRENGTH	TEAM	ADJ.	CONF.	ADJ CONF.
Average RPI Loss:	145	RECORD	PCT. RANK	GAMES	SCHEDULE	OF SCHEDULE	RPI	RPI	RPI	RPI
DIV. I ONLY	14- 16	194	4- 6	255	163	217	217	15	15	
DIV. I NON-CONF.	6- 4	127	0- 0	247	245	180	180	13	13	
TOTALS	RPI 1-25	RPI 26-50	W-L RECORDS	RPI 51-100	RPI 101-150	RPI 150+				
14- 16	0- 0	0- 0	OVERALL	0- 5	1- 7	13- 4				
10- 5	0- 0	0- 0	HOME	0- 2	1- 2	9- 1				
3- 10	0- 0	0- 0	AWAY	0- 0	0- 0	3- 1				
1- 1	0- 0	0- 0	NEUTRAL	0- 1	0- 0	1- 0				
6- 4	0- 0	0- 0	NON-CONFERENCE	0- 0	0- 4	6- 0				
5- 1	0- 0	0- 0	HOME	0- 0	0- 1	5- 0				
1- 3	0- 0	0- 0	AWAY	0- 0	0- 3	1- 0				
0- 0	0- 0	0- 0	NEUTRAL	0- 0	0- 0	0- 0				
8- 12	0- 0	0- 0	CONFERENCE	0- 5	1- 3	7- 4				
5- 4	0- 0	0- 0	HOME	0- 2	1- 1	4- 1				
2- 7	0- 0	0- 0	AWAY	0- 2	0- 2	2- 3				
1- 1	0- 0	0- 0	NEUTRAL	0- 1	0- 0	1- 0				

RPI S	Opponent	Score	RPI S	Opponent	Score	RPI S	Opponent	Score	RPI S	Opponent	Score	Team's RPI: 217
						75	A Gonzaga	57 62	103	A Washington St.	73 83	
						75	H Gonzaga	55 57	114	H North Dakota	61 65	
						81	A BYU	63 81	117	A St. Mary's (CA)	65 77	
						81	H BYU	47 65	117	H St. Mary's (CA)	73 71	
						81	N BYU	66 75	121	A Northern Colo.	51 54	
									133	A Arizona	59 76	
									138	A San Francisco	72 81	
									138	H San Francisco	67 82	
									158	A CSUN	76 67	
									161	A Santa Clara	57 56	
									161	H Santa Clara	60 58	
									202	A Loyola Marymount	55 63	
									202	H Loyola Marymount	61 58	
									213	H Seattle U	67 44	
									233	H UC Santa Barbara	77 63	
									244	A Pacific	64 84	
									244	H Pacific	73 71	
									259	H San Diego St.	91 53	
									276	A Portland	72 54	
									276	H Portland	57 40	
									276	N Portland	74 47	
									281	H Nevada	70 54	
									310	A Pepperdine	40 57	
									310	H Pepperdine	42 55	
									346	H Cal St. Fullerton	103 50	
LAST 12 Division I GAMES:												
			81	N BYU	66 75	310	A Pepperdine	40 57				
			276	N Portland	74 47	244	H Pacific	73 71				
			276	A Portland	72 54	117	A St. Mary's (CA)	65 77				
			75	A Gonzaga	57 62	202	A Loyola Marymount	55 63				
			161	H Santa Clara	60 58	276	H Portland	57 40				
			81	H BYU	47 65	75	H Gonzaga	55 57				

Non-Div I Games:

San Diego

■ Loss, 
 ■ Non-Conf, 
 ■ S Site, 
 ■ H Home 
 ■ A Away 
 N Neutral

## San Diego St.

Through Games Of March 4, 2017

Average RPI Win:	221	WON-LOST	WINNING	LAST 10	STRENGTH OF	OPP. STRENGTH	TEAM	ADJ.	CONF.	ADJ CONF.
Average RPI Loss:	154	RECORD	PCT. RANK	GAMES	SCHEDULE	OF SCHEDULE	RPI	RPI	RPI	RPI
DIV. I ONLY	9- 18	263	3- 7	173	209	259	259	13	13	
DIV. I NON-CONF.	3- 6	230	0- 0	167	325	239	239	15	15	
TOTALS	RPI 1-25	RPI 26-50	W-L RECORDS	RPI 51-100	RPI 101-150	RPI 150+				
9- 18	0- 0	0- 3	OVERALL	2- 4	1- 1	6- 10				
6- 6	0- 0	0- 2	HOME	2- 0	1- 0	3- 4				
2- 11	0- 0	0- 1	AWAY	0- 3	0- 1	2- 6				
1- 1	0- 0	0- 0	NEUTRAL	0- 1	0- 0	1- 0				
3- 6	0- 0	0- 1	NON-CONFERENCE	0- 2	0- 0	3- 3				
1- 2	0- 0	0- 1	HOME	0- 0	0- 0	1- 1				
1- 3	0- 0	0- 0	AWAY	0- 1	0- 0	1- 2				
1- 1	0- 0	0- 0	NEUTRAL	0- 1	0- 0	1- 0				
6- 12	0- 0	0- 2	CONFERENCE	2- 2	1- 1	3- 7				
5- 4	0- 0	0- 1	HOME	2- 0	1- 0	2- 3				
1- 8	0- 0	0- 1	AWAY	0- 2	0- 1	1- 4				
0- 0	0- 0	0- 0	NEUTRAL	0- 0	0- 0	0- 0				

RPI S	Opponent	Score	RPI S	Opponent	Score	RPI S	Opponent	Score	RPI S	Opponent	Score	Team's RPI: 259
44	H Michigan	57 92	66	H Boise St.	84 77	147	A New Mexico	42 85				
49	A Colorado St.	43 60	72	A UC Davis	55 75	147	H New Mexico	63 51				
49	H Colorado St.	46 80	83	N UT Arlington	58 64	176	A Fresno St.	50 59				
			87	A Wyoming	67 80	176	H Fresno St.	51 59				
			92	A UNLV	62 80	179	A UC Riverside	44 72				
			92	H UNLV	87 68	186	A Utah St.	47 53				
						186	H Utah St.	66 59				
						202	H Loyola Marymount	53 60				
						206	A San Jose St.	80 81				
						206	H San Jose St.	90 99				
						217	A San Diego	53 91				
						233	H UC Santa Barbara	84 70				
						281	A Nevada	65 88				
						281	H Nevada	83 78				
						316	N Central Conn. St.	80 62				
						321	A Air Force	64 51				
						321	H Air Force	59 62				
						346	A Cal St. Fullerton	71 61				
LAST 12 Division I GAMES:												
147	H New Mexico	63 51	281	A Nevada	65 88							
321	A Air Force	64 51	206	H San Jose St.	90 99							
49	H Colorado St.	46 80	176	H Fresno St.	51 59							
176	A Fresno St.	50 59	87	A Wyoming	67 80							
92	A UNLV	62 80	49	A Colorado St.	43 60							
186	H Utah St.	66 59	321	H Air Force	59 62							

Non-Div I Games: Biola 63 48 San Diego Christian80 70

San Diego St.

Loss, Non-Conf, S Site, H Home A Away N Neutral

## San Francisco

Through Games Of March 4, 2017

Average RPI Win:	213	WON-LOST	WINNING	LAST 10	STRENGTH OF	OPP. STRENGTH	TEAM	ADJ.	CONF.	ADJ CONF.
Average RPI Loss:	135	RECORD	PCT. RANK	GAMES	SCHEDULE	OF SCHEDULE	RPI	RPI	RPI	RPI
DIV. I ONLY	18- 12	113	7- 3	206	145	138	138	15	15	
DIV. I NON-CONF.	6- 5	148	0- 0	201	134	160	160	13	13	
TOTALS	RPI 1-25	RPI 26-50	W-L RECORDS	RPI 51-100	RPI 101-150	RPI 150+				
18- 12	0- 0	0- 0	OVERALL	2- 4	1- 4	15- 4				
12- 2	0- 0	0- 0	HOME	2- 1	1- 1	9- 0				
4- 10	0- 0	0- 0	AWAY	0- 3	0- 3	4- 4				
2- 0	0- 0	0- 0	NEUTRAL	0- 0	0- 0	2- 0				
6- 5	0- 0	0- 0	NON-CONFERENCE	0- 2	1- 2	5- 1				
4- 1	0- 0	0- 0	HOME	0- 1	1- 0	3- 0				
1- 4	0- 0	0- 0	AWAY	0- 1	0- 2	1- 1				
1- 0	0- 0	0- 0	NEUTRAL	0- 0	0- 0	1- 0				
12- 7	0- 0	0- 0	CONFERENCE	2- 2	0- 2	10- 3				
8- 1	0- 0	0- 0	HOME	2- 0	0- 1	6- 0				
3- 6	0- 0	0- 0	AWAY	0- 2	0- 1	3- 3				
1- 0	0- 0	0- 0	NEUTRAL	0- 0	0- 0	1- 0				

RPI 1-25				RPI 26-50				RPI 51-100				RPI 101+ Team's RPI: 138			
RPI	S	Opponent	Score	RPI	S	Opponent	Score	RPI	S	Opponent	Score	RPI	S	Opponent	Score
								52	A	California	52 75	103	A	Washington St.	35 73
								72	H	UC Davis	58 78	114	A	North Dakota	63 71
								75	A	Gonzaga	46 61	117	A	St. Mary's (CA)	72 75
								75	H	Gonzaga	77 72	117	H	St. Mary's (CA)	62 64
								81	A	BYU	61 73	123	H	Long Beach St.	73 71
								81	H	BYU	70 63	161	A	Santa Clara	61 74
												161	H	Santa Clara	77 68
												176	A	Fresno St.	48 61
												202	A	Loyola Marymount	79 72
												202	H	Loyola Marymount	89 73
												202	N	Loyola Marymount	80 67
												206	H	San Jose St.	79 71
												213	H	Seattle U	73 59
												217	A	San Diego	82 67
												217	H	San Diego	81 72
												244	A	Pacific	60 63
												244	H	Pacific	67 64
												265	A	Cal Poly	73 67
												276	A	Portland	75 56
												276	H	Portland	83 71
												279	N	Western Caro.	73 52
												280	H	Sacramento St.	91 80
												310	A	Pepperdine	59 81
												310	H	Pepperdine	84 78
LAST 12 Division I GAMES:															
				202	N	Loyola Marymount	80 67					161	A	Santa Clara	61 74
				310	H	Pepperdine	84 78					202	A	Loyola Marymount	79 72
				202	H	Loyola Marymount	89 73					310	A	Pepperdine	59 81
				276	H	Portland	83 71					244	H	Pacific	67 64
				75	H	Gonzaga	77 72					117	H	St. Mary's (CA)	62 64
				81	A	BYU	61 73					217	H	San Diego	81 72

Non-Div I Games:

San Francisco

■ Loss, 
 ■ Non-Conf, 
 ■ S Site, 
 ■ Home 
 ■ A Away 
 N Neutral

## San Jose St.

Through Games Of March 4, 2017

Average RPI Win:	235	WON-LOST	WINNING	LAST 10	STRENGTH OF	OPP. STRENGTH	TEAM	ADJ.	CONF.	ADJ CONF.
Average RPI Loss:	113	RECORD	PCT. RANK	GAMES	SCHEDULE	OF SCHEDULE	RPI	RPI	RPI	RPI
DIV. I ONLY	9- 20	272	4- 6	90	121	206	206	13	13	
DIV. I NON-CONF.	2- 9	293	0- 0	86	39	224	224	15	15	
TOTALS	RPI 1-25	RPI 26-50	W-L RECORDS	RPI 51-100	RPI 101-150	RPI 150+				
9- 20	0- 1	0- 4	OVERALL	1- 6	0- 4	8- 5				
5- 7	0- 0	0- 1	HOME	0- 3	0- 2	5- 1				
4- 11	0- 0	0- 2	AWAY	1- 3	0- 1	3- 4				
0- 2	0- 1	0- 1	NEUTRAL	0- 0	0- 0	0- 0				
2- 9	0- 1	0- 2	NON-CONFERENCE	0- 1	0- 3	2- 2				
1- 2	0- 0	0- 0	HOME	0- 0	0- 1	1- 1				
1- 5	0- 0	0- 1	AWAY	0- 1	0- 2	1- 1				
0- 2	0- 1	0- 1	NEUTRAL	0- 0	0- 0	0- 0				
7- 11	0- 0	0- 2	CONFERENCE	1- 5	0- 1	6- 3				
4- 5	0- 0	0- 1	HOME	0- 3	0- 1	4- 0				
3- 6	0- 0	0- 1	AWAY	1- 2	0- 0	2- 3				
0- 0	0- 0	0- 0	NEUTRAL	0- 0	0- 0	0- 0				

RPI S	Opponent	Score	RPI S	Opponent	Score	RPI S	Opponent	Score	RPI S	Opponent	Score	Team's RPI: 206
5 N	Mississippi St.	51 88	33 A	Arizona St.	37 82	63 A	South Dakota	69 84	117 H	St. Mary's (CA)	64 85	
			34 N	Oregon	62 91	66 A	Boise St.	64 86	138 A	San Francisco	71 79	
			49 A	Colorado St.	67 70	66 H	Boise St.	61 69	140 A	New Mexico St.	55 66	
			49 H	Colorado St.	56 68	87 A	Wyoming	60 89	147 H	New Mexico	72 82	
						87 H	Wyoming	59 68	161 H	Santa Clara	75 64	
						92 A	UNLV	76 65	176 A	Fresno St.	74 88	
						92 H	UNLV	55 63	176 H	Fresno St.	77 68	
									186 A	Utah St.	78 82	
									197 A	Nebraska	61 83	
									244 H	Pacific	96 99	
									247 A	Hawaii	77 61	
									259 A	San Diego St.	99 90	
									259 H	San Diego St.	81 80	
									281 A	Nevada	85 108	
									281 H	Nevada	107 84	
									321 A	Air Force	83 67	
									321 H	Air Force	86 74	
LAST 12 Division I GAMES:												
			87 H	Wyoming	59 68	92 H	UNLV	55 63				
			281 A	Nevada	85 108	259 A	San Diego St.	99 90				
			66 H	Boise St.	61 69	147 H	New Mexico	72 82				
			186 A	Utah St.	78 82	92 A	UNLV	76 65				
			321 A	Air Force	83 67	49 H	Colorado St.	56 68				
			176 H	Fresno St.	77 68	66 A	Boise St.	64 86				

Non-Div I Games: Stanislaus St. 90 85

San Jose St.

■ Loss, 
 ■ Non-Conf, 
 ■ S Site, 
 ■ Home 
 ■ A Away 
 N Neutral

Santa Clara

Through Games Of March 4, 2017

Average RPI Win:	204	WON-LOST	WINNING	LAST 10	STRENGTH OF	OPP. STRENGTH	TEAM	ADJ.	CONF.	ADJ CONF.
Average RPI Loss:	117	RECORD	PCT. RANK	GAMES	SCHEDULE	OF SCHEDULE	RPI	RPI	RPI	RPI
DIV. I ONLY	13- 16	204	5- 5	97	156	161	161	15	15	
DIV. I NON-CONF.	4- 6	209	0- 1	21	127	97	97	13	13	
TOTALS	RPI 1-25	RPI 26-50	W-L RECORDS	RPI 51-100	RPI 101-150	RPI 150+				
13- 16	0- 0	1- 1	OVERALL	1- 7	2- 4	9- 4				
7- 4	0- 0	0- 0	HOME	1- 2	1- 1	5- 1				
4- 8	0- 0	0- 0	AWAY	0- 0	0- 0	4- 0				
2- 4	0- 0	1- 1	NEUTRAL	0- 2	1- 1	0- 0				
4- 6	0- 0	1- 1	NON-CONFERENCE	0- 4	1- 0	2- 1				
1- 1	0- 0	0- 0	HOME	0- 1	0- 0	1- 0				
1- 2	0- 0	0- 0	AWAY	0- 1	0- 0	1- 1				
2- 3	0- 0	1- 1	NEUTRAL	0- 2	1- 0	0- 0				
9- 10	0- 0	0- 0	CONFERENCE	1- 3	1- 4	7- 3				
6- 3	0- 0	0- 0	HOME	1- 1	1- 1	4- 1				
3- 6	0- 0	0- 0	AWAY	0- 2	0- 2	3- 2				
0- 1	0- 0	0- 0	NEUTRAL	0- 0	0- 1	0- 0				

RPI S	Opponent	Score	RPI S	Opponent	Score	RPI S	Opponent	Score	RPI S	Opponent	Score	Team's RPI: 161
30 N	South Fla.	54 63	52 A	California	58 73	117 A	St. Mary's (CA)	53 55				
32 N	Marquette	65 62	68 H	Northwestern	75 87	117 H	St. Mary's (CA)	58 73				
			75 A	Gonzaga	39 51	117 N	St. Mary's (CA)	57 60				
			75 H	Gonzaga	49 50	138 A	San Francisco	68 77				
			76 N	Oklahoma St.	53 67	138 H	San Francisco	74 61				
			79 N	Montana St.	50 77	140 N	New Mexico St.	60 46				
			81 A	BYU	66 72	169 H	Idaho St.	82 78				
			81 H	BYU	64 63	202 A	Loyola Marymount	50 61				
						202 H	Loyola Marymount	71 64				
						206 A	San Jose St.	64 75				
						217 A	San Diego	58 60				
						217 H	San Diego	56 57				
						233 A	UC Santa Barbara	69 58				
						244 A	Pacific	61 51				
						244 H	Pacific	68 51				
						276 A	Portland	56 44				
						276 H	Portland	68 56				
						310 A	Pepperdine	69 48				
						310 H	Pepperdine	61 40				
LAST 12 Division I GAMES:												
117 N	St. Mary's (CA)	57 60	244 H	Pacific	68 51							
30 N	South Fla.	54 63	138 H	San Francisco	74 61							
117 H	St. Mary's (CA)	58 73	75 H	Gonzaga	49 50							
244 A	Pacific	61 51	276 H	Portland	68 56							
217 A	San Diego	58 60	117 A	St. Mary's (CA)	53 55							
310 A	Pepperdine	69 48	81 A	BYU	66 72							

Non-Div I Games: UC Santa Cruz 85 39

Santa Clara

Loss, Non-Conf, S Site, H Home A Away N Neutral



Average RPI Win:	291	WON-LOST	WINNING	LAST 10	STRENGTH OF	OPP. STRENGTH	TEAM	ADJ.	CONF.	ADJ CONF.
Average RPI Loss:	186	RECORD	PCT. RANK	GAMES	SCHEDULE	OF SCHEDULE	RPI	RPI	RPI	RPI
DIV. I ONLY	9- 18	263	4- 5	278	317	303	303	32	32	
DIV. I NON-CONF.	1- 10	325	0- 0	64	77	276	276	31	31	
TOTALS	RPI 1-25	RPI 26-50	W-L RECORDS	RPI 51-100	RPI 101-150	RPI 150+				
9- 18	0- 2	0- 1	OVERALL	0- 2	0- 1	9- 12				
7- 6	0- 1	0- 0	HOME	0- 1	0- 0	7- 4				
2- 12	0- 1	0- 1	AWAY	0- 1	0- 1	2- 8				
0- 0	0- 0	0- 0	NEUTRAL	0- 0	0- 0	0- 0				
1- 10	0- 2	0- 1	NON-CONFERENCE	0- 2	0- 1	1- 4				
1- 4	0- 1	0- 0	HOME	0- 1	0- 0	1- 2				
0- 6	0- 1	0- 1	AWAY	0- 1	0- 1	0- 2				
0- 0	0- 0	0- 0	NEUTRAL	0- 0	0- 0	0- 0				
8- 8	0- 0	0- 0	CONFERENCE	0- 0	0- 0	8- 8				
6- 2	0- 0	0- 0	HOME	0- 0	0- 0	6- 2				
2- 6	0- 0	0- 0	AWAY	0- 0	0- 0	2- 6				
0- 0	0- 0	0- 0	NEUTRAL	0- 0	0- 0	0- 0				

RPI 1-25				RPI 26-50				RPI 51-100				RPI 101+ Team's RPI: 303			
RPI	S	Opponent	Score	RPI	S	Opponent	Score	RPI	S	Opponent	Score	RPI	S	Opponent	Score
3	H	South Carolina	30 70	46	A	Auburn	46 75	55	A	Iowa St.	51 74	105	A	FGCU	40 89
10	A	Washington	36 87					98	H	Jacksonville	40 55	171	A	Hampton	46 75
												171	H	Hampton	55 51
												177	H	Bethune-Cookman	31 38
												198	A	Seton Hall	60 74
												211	H	Alabama St.	54 39
												216	A	Howard	49 55
												232	H	Ga. Southern	45 50
												251	H	Jacksonville St.	57 64
												267	A	UMES	59 58
												272	A	Norfolk St.	55 61
												272	H	Norfolk St.	59 53
												274	A	Kennesaw St.	60 72
												286	H	Coppin St.	47 59
												296	A	N.C. A&T	54 89
												328	A	Morgan St.	43 50
												328	H	Morgan St.	66 62
												331	H	Florida A&M	56 52
												334	A	N.C. Central	51 58
												347	H	Delaware St.	64 57
												348	A	South Carolina St.	60 49
												348	H	South Carolina St.	53 45
LAST 12 Division I GAMES:															
348	H	South Carolina St.	53 45	171	H	Hampton	55 51								
334	A	N.C. Central	51 58	267	A	UMES	59 58								
296	A	N.C. A&T	54 89	216	A	Howard	49 55								
286	H	Coppin St.	47 59	347	H	Delaware St.	64 57								
328	A	Morgan St.	43 50	328	H	Morgan St.	66 62								
272	H	Norfolk St.	59 53	348	A	South Carolina St.	60 49								

Non-Div I Games: Columbia (SC) 68 52 Allen 91 48

Savannah St.

■ Loss, 
 ■ Non-Conf, 
 ■ S Site, 
 ■ Home 
 ■ A Away 
 N Neutral

Average RPI Win: <b>293</b>	WON-LOST	WINNING	LAST 10	STRENGTH OF	OPP. STRENGTH	TEAM	ADJ.	CONF.	ADJ CONF.
Average RPI Loss: <b>145</b>	RECORD	PCT. RANK	GAMES	SCHEDULE	OF SCHEDULE	RPI	RPI	RPI	RPI
DIV. I ONLY	13- 16	204	6- 4	200	305	213	213	29	29
DIV. I NON-CONF.	3- 12	288	0- 0	118	243	267	267	29	29
TOTALS	RPI 1-25	RPI 26-50	W-L RECORDS	RPI 51-100	RPI 101-150	RPI 150+			
13- 16	0- 1	0- 1	OVERALL	0- 3	0- 4	13- 7			
7- 7	0- 1	0- 0	HOME	0- 0	0- 2	7- 4			
6- 9	0- 0	0- 1	AWAY	0- 3	0- 2	6- 3			
0- 0	0- 0	0- 0	NEUTRAL	0- 0	0- 0	0- 0			
3- 12	0- 1	0- 1	NON-CONFERENCE	0- 3	0- 2	3- 5			
2- 5	0- 1	0- 0	HOME	0- 0	0- 1	2- 3			
1- 7	0- 0	0- 1	AWAY	0- 3	0- 1	1- 2			
0- 0	0- 0	0- 0	NEUTRAL	0- 0	0- 0	0- 0			
10- 4	0- 0	0- 0	CONFERENCE	0- 0	0- 2	10- 2			
5- 2	0- 0	0- 0	HOME	0- 0	0- 1	5- 1			
5- 2	0- 0	0- 0	AWAY	0- 0	0- 1	5- 1			
0- 0	0- 0	0- 0	NEUTRAL	0- 0	0- 0	0- 0			

RPI 1-25				RPI 26-50				RPI 51-100				RPI 101+ Team's RPI: 213			
RPI	S	Opponent	Score	RPI	S	Opponent	Score	RPI	S	Opponent	Score	RPI	S	Opponent	Score
10	H	Washington	64 <b>94</b>	49	A	Colorado St.	62 <b>66</b>	66	A	Boise St.	68 <b>73</b>	138	A	San Francisco	59 <b>73</b>
								79	A	Montana St.	56 <b>75</b>	140	A	New Mexico St.	69 <b>73</b>
								99	A	SMU	43 <b>77</b>	140	H	New Mexico St.	61 <b>64</b>
												142	H	Idaho	64 <b>68</b>
												158	H	CSUN	64 <b>68</b>
												179	A	UC Riverside	54 <b>58</b>
												202	H	Loyola Marymount	59 <b>62</b>
												217	A	San Diego	44 <b>67</b>
												222	A	UTRGV	67 <b>54</b>
												222	H	UTRGV	57 <b>58</b>
												233	H	UC Santa Barbara	58 <b>53</b>
												234	H	Portland St.	71 <b>79</b>
												246	A	Grand Canyon	77 <b>82</b>
												246	H	Grand Canyon	86 <b>60</b>
												250	A	CSU Bakersfield	63 <b>52</b>
												250	H	CSU Bakersfield	54 <b>47</b>
												306	A	Denver	75 <b>72</b>
												311	A	UMKC	75 <b>65</b>
												311	H	UMKC	74 <b>52</b>
												325	H	Montana	60 <b>44</b>
												335	A	Utah Valley	69 <b>51</b>
												335	H	Utah Valley	65 <b>55</b>
												344	A	Chicago St.	64 <b>51</b>
												344	H	Chicago St.	82 <b>53</b>
LAST 12 Division I GAMES:															
335	H	Utah Valley	65 <b>55</b>	344	H	Chicago St.	82 <b>53</b>								
140	H	New Mexico St.	61 <b>64</b>	335	A	Utah Valley	69 <b>51</b>								
222	H	UTRGV	57 <b>58</b>	222	A	UTRGV	67 <b>54</b>								
250	A	CSU Bakersfield	63 <b>52</b>	140	A	New Mexico St.	69 <b>73</b>								
246	A	Grand Canyon	77 <b>82</b>	246	H	Grand Canyon	86 <b>60</b>								
311	H	UMKC	74 <b>52</b>	344	A	Chicago St.	64 <b>51</b>								

Non-Div I Games:

Seattle U

Average RPI Win:	206	WON-LOST	WINNING	LAST 10	STRENGTH OF	OPP. STRENGTH	TEAM	ADJ.	CONF.	ADJ CONF.
Average RPI Loss:	88	RECORD	PCT. RANK	GAMES	SCHEDULE	OF SCHEDULE	RPI	RPI	RPI	RPI
DIV. I ONLY	12- 18	228	3- 7	124	78	198	198	7	7	
DIV. I NON-CONF.	7- 4	114	0- 0	258	154	168	168	7	7	
TOTALS	RPI 1-25	RPI 26-50	W-L RECORDS	RPI 51-100	RPI 101-150	RPI 150+				
12- 18	0- 4	0- 2	OVERALL	2- 7	1- 1	9- 4				
10- 6	0- 2	0- 1	HOME	2- 3	1- 0	7- 0				
1- 12	0- 2	0- 1	AWAY	0- 4	0- 1	1- 4				
1- 0	0- 0	0- 0	NEUTRAL	0- 0	0- 0	1- 0				
7- 4	0- 0	0- 0	NON-CONFERENCE	1- 2	1- 1	5- 1				
6- 1	0- 0	0- 0	HOME	1- 1	1- 0	4- 0				
1- 3	0- 0	0- 0	AWAY	0- 1	0- 1	1- 1				
0- 0	0- 0	0- 0	NEUTRAL	0- 0	0- 0	0- 0				
5- 14	0- 4	0- 2	CONFERENCE	1- 5	0- 0	4- 3				
4- 5	0- 2	0- 1	HOME	1- 2	0- 0	3- 0				
0- 9	0- 2	0- 1	AWAY	0- 3	0- 0	0- 3				
1- 0	0- 0	0- 0	NEUTRAL	0- 0	0- 0	1- 0				

RPI 1-25				RPI 26-50				RPI 51-100				RPI 101+ Team's RPI: 198			
RPI	S	Opponent	Score	RPI	S	Opponent	Score	RPI	S	Opponent	Score	RPI	S	Opponent	Score
16	A	DePaul	60 86	32	A	Marquette	60 103	54	A	Villanova	52 69	109	H	Rider	89 81
16	H	DePaul	65 96	32	H	Marquette	77 83	54	H	Villanova	52 87	113	A	Princeton	67 94
19	A	Creighton	44 61					64	A	Georgetown	58 77	175	H	Boston College	71 66
19	H	Creighton	60 70					64	H	Georgetown	60 77	192	A	Providence	57 74
								69	A	St. John's (NY)	71 77	192	H	Providence	55 43
								69	H	St. John's (NY)	64 59	192	N	Providence	73 60
								70	A	Minnesota	57 90	200	A	Xavier	64 72
								83	H	UT Arlington	61 86	200	H	Xavier	71 62
								88	H	Wake Forest	70 63	223	A	Rutgers	45 53
												230	A	Marist	76 63
												260	A	Butler	58 79
												260	H	Butler	65 63
												303	H	Savannah St.	74 60
												316	H	Central Conn. St.	78 70
												336	H	LIU Brooklyn	77 59
LAST 12 Division I GAMES:															
192	N	Providence	73 60	16	A	DePaul	60 86								
69	A	St. John's (NY)	71 77	32	A	Marquette	60 103								
192	A	Providence	57 74	260	H	Butler	65 63								
19	A	Creighton	44 61	200	H	Xavier	71 62								
54	H	Villanova	52 87	19	H	Creighton	60 70								
64	H	Georgetown	60 77	192	H	Providence	55 43								

Non-Div I Games:

Seton Hall

■ Loss, 
 ■ Non-Conf, 
 ■ S Site, 
 ■ H Home 
 ■ A Away 
 N Neutral

Average RPI Win: <b>239</b>	WON-LOST	WINNING	LAST 10	STRENGTH OF	OPP. STRENGTH	TEAM	ADJ.	CONF.	ADJ CONF.
Average RPI Loss: <b>125</b>	RECORD	PCT. RANK	GAMES	SCHEDULE	OF SCHEDULE	RPI	RPI	RPI	RPI
DIV. I ONLY	<b>14- 16</b>	<b>194</b>	<b>6- 4</b>	<b>117</b>	<b>224</b>	<b>174</b>	<b>174</b>	<b>18</b>	<b>18</b>
DIV. I NON-CONF.	<b>1- 8</b>	<b>314</b>	<b>0- 0</b>	<b>32</b>	<b>214</b>	<b>256</b>	<b>256</b>	<b>17</b>	<b>17</b>
TOTALS	RPI 1-25	RPI 26-50	W-L RECORDS	RPI 51-100	RPI 101-150	RPI 150+			
14- 16	0- 0	0- 4	OVERALL	0- 1	2- 6	12- 5			
8- 7	0- 0	0- 2	HOME	0- 1	1- 2	7- 2			
6- 9	0- 0	0- 2	AWAY	0- 0	1- 4	5- 3			
0- 0	0- 0	0- 0	NEUTRAL	0- 0	0- 0	0- 0			
1- 8	0- 0	0- 2	NON-CONFERENCE	0- 1	0- 3	1- 2			
1- 3	0- 0	0- 1	HOME	0- 1	0- 0	1- 1			
0- 5	0- 0	0- 1	AWAY	0- 0	0- 3	0- 1			
0- 0	0- 0	0- 0	NEUTRAL	0- 0	0- 0	0- 0			
13- 8	0- 0	0- 2	CONFERENCE	0- 0	2- 3	11- 3			
7- 4	0- 0	0- 1	HOME	0- 0	1- 2	6- 1			
6- 4	0- 0	0- 1	AWAY	0- 0	1- 1	5- 2			
0- 0	0- 0	0- 0	NEUTRAL	0- 0	0- 0	0- 0			

RPI S	Opponent	Score	RPI S	Opponent	Score	RPI S	Opponent	Score	RPI S	Opponent	Score	Team's RPI: 174
			29	A Syracuse	65 <b>102</b>	67	H New Hampshire	67 <b>77</b>	105	A FGCU	42 <b>66</b>	
			40	A Quinnipiac	47 <b>73</b>				109	A Rider	70 <b>72</b>	
			40	H Quinnipiac	60 <b>76</b>				109	H Rider	61 <b>62</b>	
			43	H Harvard	58 <b>65</b>				124	A Albany (NY)	86 <b>88</b>	
									144	A Iona	58 46	
									144	H Iona	57 53	
									144	H Iona	47 <b>67</b>	
									148	A Northeastern	50 <b>61</b>	
									159	A Fairfield	57 <b>61</b>	
									159	H Fairfield	67 52	
									183	H Hartford	76 <b>80</b>	
									194	A Sacred Heart	58 <b>62</b>	
									214	A Monmouth	91 86	
									214	H Monmouth	85 76	
									230	A Marist	69 68	
									230	H Marist	59 <b>70</b>	
									253	A Canisius	77 67	
									253	H Canisius	67 42	
									263	A Niagara	70 68	
									263	H Niagara	71 53	
									275	H Colgate	71 63	
									277	A Manhattan	66 <b>68</b>	
									277	H Manhattan	67 62	
									326	A Saint Peter's	76 60	
									326	H Saint Peter's	80 55	
LAST 12 Division I GAMES:												
			144	H Iona	47 <b>67</b>	277	H Manhattan	67 62				
			144	H Iona	57 53	109	A Rider	70 <b>72</b>				
			326	A Saint Peter's	76 60	230	H Marist	59 <b>70</b>				
			253	A Canisius	77 67	214	A Monmouth	91 86				
			263	A Niagara	70 68	253	H Canisius	67 42				
			40	H Quinnipiac	60 <b>76</b>	230	A Marist	69 68				

Non-Div I Games:

Siena

■ Loss, 
 ■ Non-Conf, 
 ■ S Site, 
 ■ Home 
 ■ A Away 
 N Neutral

Average RPI Win:	263	WON-LOST	WINNING	LAST 10	STRENGTH OF	OPP. STRENGTH	TEAM	ADJ.	CONF.	ADJ CONF.
Average RPI Loss:	140	RECORD	PCT. RANK	GAMES	SCHEDULE	OF SCHEDULE	RPI	RPI	RPI	RPI
DIV. I ONLY	8- 19	282	3- 7	133	235	252	252	21	21	
DIV. I NON-CONF.	3- 6	230	0- 0	89	220	189	189	19	19	
TOTALS	RPI 1-25	RPI 26-50	W-L RECORDS	RPI 51-100	RPI 101-150	RPI 150+				
8- 19	0- 0	0- 3	OVERALL	0- 4	0- 5	8- 7				
3- 9	0- 0	0- 2	HOME	0- 1	0- 2	3- 4				
4- 9	0- 0	0- 1	AWAY	0- 2	0- 3	4- 3				
1- 1	0- 0	0- 0	NEUTRAL	0- 1	0- 0	1- 0				
3- 6	0- 0	0- 1	NON-CONFERENCE	0- 2	0- 2	3- 1				
1- 2	0- 0	0- 1	HOME	0- 0	0- 1	1- 0				
1- 3	0- 0	0- 0	AWAY	0- 1	0- 1	1- 1				
1- 1	0- 0	0- 0	NEUTRAL	0- 1	0- 0	1- 0				
5- 13	0- 0	0- 2	CONFERENCE	0- 2	0- 3	5- 6				
2- 7	0- 0	0- 1	HOME	0- 1	0- 1	2- 4				
3- 6	0- 0	0- 1	AWAY	0- 1	0- 2	3- 2				
0- 0	0- 0	0- 0	NEUTRAL	0- 0	0- 0	0- 0				

RPI S	Opponent	Score	RPI S	Opponent	Score	RPI S	Opponent	Score	RPI S	Opponent	Score	Team's RPI: 252
37	H North Carolina St.	31 74	83	A UT Arlington	41 53	102	A UCF	58 70				
45	A Little Rock	54 71	83	H UT Arlington	49 73	120	H Southern Miss.	48 57				
45	H Little Rock	44 50	86	N Florida	33 85	125	A Troy	71 75				
			98	A Jacksonville	55 62	125	H Troy	57 73				
						150	A Louisiana	38 62				
						164	A Texas St.	39 55				
						164	H Texas St.	44 57				
						173	A UAB	41 66				
						219	A New Orleans	65 62				
						225	H Appalachian St.	54 41				
						227	H Southern U.	55 48				
						232	A Ga. Southern	55 46				
						232	H Ga. Southern	45 53				
						245	H Coastal Caro.	45 61				
						255	A Georgia St.	77 47				
						255	H Georgia St.	45 55				
						295	N North Florida	62 55				
						322	A Arkansas St.	53 56				
						322	H Arkansas St.	71 49				
						330	A La.-Monroe	74 44				
LAST 12 Division I GAMES:												
322	H Arkansas St.	71 49	330	A La.-Monroe	74 44							
45	H Little Rock	44 50	150	A Louisiana	38 62							
83	A UT Arlington	41 53	125	A Troy	71 75							
164	A Texas St.	39 55	232	H Ga. Southern	45 53							
225	H Appalachian St.	54 41	255	H Georgia St.	45 55							
245	H Coastal Caro.	45 61	45	A Little Rock	54 71							

Non-Div I Games: Spring Hill 38 33 William Carey 62 39

South Ala.

Loss, Non-Conf, S Site, H Home A Away N Neutral

# South Carolina

# Through Games Of March 4, 2017

Average RPI Win:	86	WON-LOST	WINNING	LAST 10	STRENGTH OF	OPP. STRENGTH	TEAM	ADJ.	CONF.	ADJ CONF.
Average RPI Loss:	14	RECORD	PCT. RANK	GAMES	SCHEDULE	OF SCHEDULE	RPI	RPI	RPI	RPI
DIV. I ONLY	26- 4	8	8- 2	5	1	3	3	2	2	
DIV. I NON-CONF.	10- 2	32	0- 1	11	2	3	3	2	2	
TOTALS	RPI 1-25	RPI 26-50	W-L RECORDS	RPI 51-100	RPI 101-150	RPI 150+				
26- 4	9- 4	3- 0	OVERALL	5- 0	5- 0	4- 0				
13- 1	3- 1	1- 0	HOME	2- 0	5- 0	2- 0				
10- 3	4- 3	2- 0	AWAY	2- 0	0- 0	2- 0				
3- 0	2- 0	0- 0	NEUTRAL	1- 0	0- 0	0- 0				
10- 2	4- 2	0- 0	NON-CONFERENCE	1- 0	2- 0	3- 0				
6- 0	1- 0	0- 0	HOME	1- 0	2- 0	2- 0				
3- 2	2- 2	0- 0	AWAY	0- 0	0- 0	1- 0				
1- 0	1- 0	0- 0	NEUTRAL	0- 0	0- 0	0- 0				
16- 2	5- 2	3- 0	CONFERENCE	4- 0	3- 0	1- 0				
7- 1	2- 1	1- 0	HOME	1- 0	3- 0	0- 0				
7- 1	2- 1	2- 0	AWAY	2- 0	0- 0	1- 0				
2- 0	1- 0	0- 0	NEUTRAL	1- 0	0- 0	0- 0				

RPI	S	Opponent	Score	RPI	S	Opponent	Score	RPI	S	Opponent	Score	RPI	S	Opponent	Score
1	A	UConn	55 66	35	A	LSU	84 61	70	H	Minnesota	98 58	110	H	Vanderbilt	82 51
5	H	Mississippi St.	64 61	46	A	Auburn	73 47	85	A	Georgia	62 44	111	H	Clemson	83 61
7	A	Duke	63 74	46	H	Auburn	60 41	85	H	Georgia	66 63	116	H	Ole Miss	65 46
9	H	UCLA	66 57					85	N	Georgia	72 48	130	H	Alabama	93 45
11	N	Louisville	83 59					86	A	Florida	81 62	137	H	Maine	79 42
12	A	Texas	76 67									168	A	Arkansas	79 49
14	A	Kentucky	75 63									171	H	Hampton	92 38
14	H	Kentucky	95 87									303	A	Savannah St.	70 30
14	N	Kentucky	89 77									326	H	Saint Peter's	93 38
22	H	Tennessee	74 76												
23	A	Texas A&M	80 64												
24	A	Missouri	60 62												
25	A	Ohio St.	92 80												
LAST 12 Division I GAMES:															
14	N	Kentucky	89 77	1	A	UConn	55 66	46	H	Auburn	60 41	168	A	Arkansas	79 49
85	N	Georgia	72 48	14	H	Kentucky	95 87	22	H	Tennessee	74 76	171	H	Hampton	92 38
23	A	Texas A&M	80 64	24	A	Missouri	60 62	85	A	Georgia	62 44	303	A	Savannah St.	70 30
24	A	Missouri	60 62	110	H	Vanderbilt	82 51					326	H	Saint Peter's	93 38

Non-Div I Games:

South Carolina

Loss, Non-Conf, S Site, H Home A Away N Neutral

Average RPI Win:	312	WON-LOST	WINNING	LAST 10	STRENGTH OF	OPP. STRENGTH	TEAM	ADJ.	CONF.	ADJ CONF.
Average RPI Loss:	244	RECORD	PCT. RANK	GAMES	SCHEDULE	OF SCHEDULE	RPI	RPI	RPI	RPI
DIV. I ONLY	3- 22	337	1- 9	347	327	348	348	32	32	
DIV. I NON-CONF.	1- 8	314	0- 0	334	212	344	344	31	31	
TOTALS	RPI 1-25	RPI 26-50	W-L RECORDS	RPI 51-100	RPI 101-150	RPI 150+				
3- 22	0- 0	0- 0	OVERALL	0- 1	0- 2	3- 19				
1- 8	0- 0	0- 0	HOME	0- 0	0- 0	1- 8				
2- 13	0- 0	0- 0	AWAY	0- 1	0- 2	2- 10				
0- 1	0- 0	0- 0	NEUTRAL	0- 0	0- 0	0- 1				
1- 8	0- 0	0- 0	NON-CONFERENCE	0- 1	0- 2	1- 5				
0- 1	0- 0	0- 0	HOME	0- 0	0- 0	0- 1				
1- 6	0- 0	0- 0	AWAY	0- 1	0- 2	1- 3				
0- 1	0- 0	0- 0	NEUTRAL	0- 0	0- 0	0- 1				
2- 14	0- 0	0- 0	CONFERENCE	0- 0	0- 0	2- 14				
1- 7	0- 0	0- 0	HOME	0- 0	0- 0	1- 7				
1- 7	0- 0	0- 0	AWAY	0- 0	0- 0	1- 7				
0- 0	0- 0	0- 0	NEUTRAL	0- 0	0- 0	0- 0				

RPI S	Opponent	Score	RPI S	Opponent	Score	RPI S	Opponent	Score	RPI S	Opponent	Score	Team's RPI: 348
						85	A Georgia	50 64	111	A Clemson	36 56	
									118	A North Carolina	49 82	
									171	A Hampton	46 80	
									171	H Hampton	50 51	
									177	H Bethune-Cookman	34 64	
									216	A Howard	57 75	
									232	A Ga. Southern	58 74	
									238	A Wofford	65 66	
									245	N Coastal Caro.	54 63	
									256	A Charleston So.	62 67	
									267	A UMES	67 60	
									272	A Norfolk St.	68 83	
									272	H Norfolk St.	53 68	
									286	A Coppin St.	54 70	
									286	H Coppin St.	63 66	
									296	A N.C. A&T	54 66	
									303	A Savannah St.	45 53	
									303	H Savannah St.	49 60	
									315	H USC Upstate	67 73	
									328	H Morgan St.	50 46	
									331	H Florida A&M	61 81	
									334	A N.C. Central	41 52	
									341	A Winthrop	63 55	
									347	H Delaware St.	70 72	
LAST 12 Division I GAMES:												
303	A Savannah St.	45 53	171	H Hampton	50 51							
331	H Florida A&M	61 81	272	H Norfolk St.	53 68							
286	H Coppin St.	63 66	216	A Howard	57 75							
272	A Norfolk St.	68 83	267	A UMES	67 60							
296	A N.C. A&T	54 66	171	A Hampton	46 80							
334	A N.C. Central	41 52	328	H Morgan St.	50 46							

Non-Div I Games: St. Andrews 72 35 Morris 85 57

South Carolina St.

Loss, Non-Conf, S Site, H Home A Away N Neutral

# South Dakota

# Through Games Of March 4, 2017

Average RPI Win:	189	WON-LOST	WINNING	LAST 10	STRENGTH OF	OPP. STRENGTH	TEAM	ADJ.	CONF.	ADJ CONF.
Average RPI Loss:	114	RECORD	PCT. RANK	GAMES	SCHEDULE	OF SCHEDULE	RPI	RPI	RPI	RPI
DIV. I ONLY	20- 7	51	6- 4	171	134	63	63	11	11	
DIV. I NON-CONF.	9- 2	37	0- 0	157	151	40	40	10	10	
TOTALS	RPI 1-25	RPI 26-50	W-L RECORDS	RPI 51-100	RPI 101-150	RPI 150+				
20- 7	0- 0	1- 1	OVERALL	3- 4	1- 0	15- 2				
10- 1	0- 0	1- 0	HOME	2- 1	0- 0	7- 0				
7- 6	0- 0	0- 1	AWAY	0- 3	1- 0	6- 2				
3- 0	0- 0	0- 0	NEUTRAL	1- 0	0- 0	2- 0				
9- 2	0- 0	0- 0	NON-CONFERENCE	2- 1	1- 0	6- 1				
3- 0	0- 0	0- 0	HOME	1- 0	0- 0	2- 0				
3- 2	0- 0	0- 0	AWAY	0- 1	1- 0	2- 1				
3- 0	0- 0	0- 0	NEUTRAL	1- 0	0- 0	2- 0				
11- 5	0- 0	1- 1	CONFERENCE	1- 3	0- 0	9- 1				
7- 1	0- 0	1- 0	HOME	1- 1	0- 0	5- 0				
4- 4	0- 0	0- 1	AWAY	0- 2	0- 0	4- 1				
0- 0	0- 0	0- 0	NEUTRAL	0- 0	0- 0	0- 0				

RPI S	Opponent	Score	RPI S	Opponent	Score	RPI S	Opponent	Score	RPI S	Opponent	Score
31	A South Dakota St.	58 70	31	H South Dakota St.	65 62	65	A IUPUI	42 63	141	A Tulsa	71 68
						65	H IUPUI	75 62	152	A Oral Roberts	69 47
						74	A Western Ill.	75 81	152	H Oral Roberts	79 50
						74	H Western Ill.	78 86	154	A Omaha	60 52
						87	A Wyoming	62 69	154	H Omaha	91 56
						91	N Northern Ill.	97 83	165	N Southern Ill.	68 57
						100	H SFA	80 74	168	A Arkansas	67 70
									179	A UC Riverside	61 55
									205	H Illinois	77 68
									206	H San Jose St.	84 69
									207	N SIUE	75 68
									250	A CSU Bakersfield	75 60
									298	A North Dakota St.	73 83
									298	H North Dakota St.	80 48
									306	A Denver	53 44
									306	H Denver	70 64
									313	A Fort Wayne	82 55
									313	H Fort Wayne	87 59
LAST 12 Division I GAMES:											
74	A Western Ill.	75 81	306	A Denver	53 44						
65	A IUPUI	42 63	74	H Western Ill.	78 86						
154	H Omaha	91 56	298	H North Dakota St.	80 48						
152	H Oral Roberts	79 50	313	H Fort Wayne	87 59						
313	A Fort Wayne	82 55	154	A Omaha	60 52						
31	A South Dakota St.	58 70	152	A Oral Roberts	69 47						

Non-Div I Games: Concordia-St. Paul 83 58 Northwestern (IA) 100 57

South Dakota

Loss, Non-Conf, S Site, H Home A Away N Neutral



Average RPI Win:	180	WON-LOST	WINNING	LAST 10	STRENGTH OF	OPP. STRENGTH	TEAM	ADJ.	CONF.	ADJ CONF.
Average RPI Loss:	59	RECORD	PCT. RANK	GAMES	SCHEDULE	OF SCHEDULE	RPI	RPI	RPI	RPI
DIV. I ONLY	21- 7	42	7- 3	74	107	31	31	11	11	
DIV. I NON-CONF.	9- 3	63	0- 0	23	34	11	11	10	10	
TOTALS	RPI 1-25	RPI 26-50	W-L RECORDS	RPI 51-100	RPI 101-150	RPI 150+				
21- 7	1- 2	2- 1	OVERALL	4- 3	1- 0	13- 1				
12- 1	1- 0	1- 1	HOME	3- 0	0- 0	7- 0				
8- 6	0- 2	1- 0	AWAY	1- 3	1- 0	5- 1				
1- 0	0- 0	0- 0	NEUTRAL	0- 0	0- 0	1- 0				
9- 3	1- 2	2- 1	NON-CONFERENCE	1- 0	1- 0	4- 0				
4- 1	1- 0	1- 1	HOME	0- 0	0- 0	2- 0				
4- 2	0- 2	1- 0	AWAY	1- 0	1- 0	1- 0				
1- 0	0- 0	0- 0	NEUTRAL	0- 0	0- 0	1- 0				
12- 4	0- 0	0- 0	CONFERENCE	3- 3	0- 0	9- 1				
8- 0	0- 0	0- 0	HOME	3- 0	0- 0	5- 0				
4- 4	0- 0	0- 0	AWAY	0- 3	0- 0	4- 1				
0- 0	0- 0	0- 0	NEUTRAL	0- 0	0- 0	0- 0				

RPI 1-25				RPI 26-50				Team's RPI: 31	RPI 51-100				RPI 101+			
RPI	S	Opponent	Score	RPI	S	Opponent	Score		RPI	S	Opponent	Score	RPI	S	Opponent	Score
11	A	Louisville	30 83	28	H	Green Bay	43 67		62	A	Iowa	66 64	114	A	North Dakota	83 72
19	H	Creighton	63 56	47	A	UNI	61 50		63	A	South Dakota	62 65	152	A	Oral Roberts	78 57
20	A	Oklahoma	60 74	50	H	George Washington	60 55		63	H	South Dakota	70 58	152	H	Oral Roberts	82 35
									65	A	IUPUI	59 64	154	A	Omaha	82 83
									65	H	IUPUI	68 49	154	H	Omaha	76 64
									74	A	Western Ill.	77 83	184	A	Wichita St.	78 58
									74	H	Western Ill.	73 58	207	H	SIUE	82 49
													284	H	Ark.-Pine Bluff	103 45
													298	A	North Dakota St.	69 66
													298	H	North Dakota St.	70 44
													306	A	Denver	72 63
													306	H	Denver	78 54
													313	A	Fort Wayne	76 59
													313	H	Fort Wayne	73 51
													325	N	Montana	84 43
LAST 12 Division I GAMES:																
306	H	Denver	78 54	298	H	North Dakota St.	70 44		154	A	Omaha	82 83				
313	A	Fort Wayne	76 59	74	A	Western Ill.	77 83		306	A	Denver	72 63				
74	A	Western Ill.	77 83	65	A	IUPUI	59 64		152	A	Oral Roberts	78 57				
65	A	IUPUI	59 64	63	H	South Dakota	70 58		65	H	IUPUI	68 49				
152	H	Oral Roberts	82 35													

Non-Div I Games:

South Dakota St.

Average RPI Win:	154	WON-LOST	WINNING	LAST 10	STRENGTH OF	OPP. STRENGTH	TEAM	ADJ.	CONF.	ADJ CONF.
Average RPI Loss:	59	RECORD	PCT. RANK	GAMES	SCHEDULE	OF SCHEDULE	RPI	RPI	RPI	RPI
DIV. I ONLY	23- 7	34	6- 4	63	62	30	30	5	5	
DIV. I NON-CONF.	11- 2	23	0- 0	146	136	55	55	5	5	
TOTALS	RPI 1-25	RPI 26-50	W-L RECORDS	RPI 51-100	RPI 101-150	RPI 150+				
23- 7	1- 4	0- 0	OVERALL	7- 0	4- 2	11- 1				
10- 4	0- 3	0- 0	HOME	2- 0	2- 1	6- 0				
8- 2	1- 1	0- 0	AWAY	2- 0	1- 0	4- 1				
5- 1	0- 0	0- 0	NEUTRAL	3- 0	1- 1	1- 0				
11- 2	0- 1	0- 0	NON-CONFERENCE	3- 0	2- 1	6- 0				
5- 1	0- 1	0- 0	HOME	1- 0	1- 0	3- 0				
2- 0	0- 0	0- 0	AWAY	0- 0	0- 0	2- 0				
4- 1	0- 0	0- 0	NEUTRAL	2- 0	1- 1	1- 0				
12- 5	1- 3	0- 0	CONFERENCE	4- 0	2- 1	5- 1				
5- 3	0- 2	0- 0	HOME	1- 0	1- 1	3- 0				
6- 2	1- 1	0- 0	AWAY	2- 0	1- 0	2- 1				
1- 0	0- 0	0- 0	NEUTRAL	1- 0	0- 0	0- 0				

RPI	S	Opponent	Score	RPI	S	Opponent	Score	Team's RPI: 30	RPI	S	Opponent	Score	RPI	S	Opponent	Score
1	A	UConn	37 102						73	A	Tulane	62 53	101	H	Stetson	74 60
1	H	UConn	68 96						73	H	Tulane	66 56	102	H	UCF	62 66
11	H	Louisville	52 66						85	N	Georgia	81 65	118	N	North Carolina	83 55
18	A	Temple	55 51						92	N	UNLV	77 42	123	N	Long Beach St.	68 73
18	H	Temple	71 77						98	H	Jacksonville	64 52	141	A	Tulsa	90 64
									99	A	SMU	52 51	141	H	Tulsa	84 68
									99	N	SMU	62 55	160	A	Memphis	57 62
													160	H	Memphis	79 49
													161	N	Santa Clara	63 54
													166	A	East Carolina	76 66
													166	H	East Carolina	79 48
													170	A	Houston	79 50
													181	H	Cincinnati	72 52
													226	H	Saint Francis (PA)	129 80
													260	A	Butler	74 59
													295	H	North Florida	78 42
													307	H	FIU	91 41
													322	A	Arkansas St.	78 59
LAST 12 Division I GAMES:																
99	N	SMU	62 55	73	H	Tulane	66 56		166	A	East Carolina	76 66				
1	H	UConn	68 96	160	A	Memphis	57 62		181	H	Cincinnati	72 52				
141	A	Tulsa	90 64	18	A	Temple	55 51		99	A	SMU	52 51				
170	A	Houston	79 50													
18	H	Temple	71 77													
102	H	UCF	62 66													

Non-Div I Games:

South Fla.

■ Loss, 
 ■ Non-Conf, 
 ■ S Site, 
 ■ Home 
 ■ A Away 
 N Neutral

Average RPI Win:	268	WON-LOST	WINNING	LAST 10	STRENGTH OF	OPP. STRENGTH	TEAM	ADJ.	CONF.	ADJ CONF.
Average RPI Loss:	184	RECORD	PCT. RANK	GAMES	SCHEDULE	OF SCHEDULE	RPI	RPI	RPI	RPI
DIV. I ONLY	11- 17	233	5- 5	276	292	268	268	26	26	
DIV. I NON-CONF.	4- 7	224	0- 0	262	302	287	287	26	26	
TOTALS	RPI 1-25	RPI 26-50	W-L RECORDS	RPI 51-100	RPI 101-150	RPI 150+				
11- 17	0- 0	0- 0	OVERALL	0- 4	0- 1	11- 12				
4- 9	0- 0	0- 0	HOME	0- 2	0- 0	4- 7				
6- 6	0- 0	0- 0	AWAY	0- 1	0- 0	6- 5				
1- 2	0- 0	0- 0	NEUTRAL	0- 1	0- 1	1- 0				
4- 7	0- 0	0- 0	NON-CONFERENCE	0- 2	0- 1	4- 4				
2- 3	0- 0	0- 0	HOME	0- 2	0- 0	2- 1				
1- 3	0- 0	0- 0	AWAY	0- 0	0- 0	1- 3				
1- 1	0- 0	0- 0	NEUTRAL	0- 0	0- 1	1- 0				
7- 10	0- 0	0- 0	CONFERENCE	0- 2	0- 0	7- 8				
2- 6	0- 0	0- 0	HOME	0- 0	0- 0	2- 6				
5- 3	0- 0	0- 0	AWAY	0- 1	0- 0	5- 2				
0- 1	0- 0	0- 0	NEUTRAL	0- 1	0- 0	0- 0				

RPI S	Opponent	Score	RPI S	Opponent	Score	RPI S	Opponent	Score	RPI S	Opponent	Score	Team's RPI: 268
						60	A Belmont	77 89	150	N Louisiana	78 82	
						60	N Belmont	59 74	160	A Memphis	63 65	
						74	H Western Ill.	87 100	165	A Southern Ill.	70 77	
						95	H Saint Louis	50 89	181	H Cincinnati	75 83	
									182	H Morehead St.	72 82	
									200	A Xavier	48 54	
									207	A SIUE	69 70	
									207	H SIUE	78 74	
									220	A UT Martin	82 79	
									220	H UT Martin	73 82	
									240	A Evansville	76 74	
									251	A Jacksonville St.	65 58	
									254	A Tennessee St.	75 67	
									262	A Austin Peay	74 84	
									262	H Austin Peay	64 74	
									264	A Murray St.	80 67	
									264	H Murray St.	79 70	
									270	H Eastern Ky.	63 74	
									282	H Tennessee Tech	63 74	
									297	H Lipscomb	79 63	
									300	A Eastern Ill.	107 65	
									300	H Eastern Ill.	62 71	
									304	N Alcorn	68 50	
									349	H Alabama A&M	75 47	
LAST 12 Division I GAMES:												
			60	N Belmont	59 74	182	H Morehead St.	72 82				
			262	H Austin Peay	64 74	251	A Jacksonville St.	65 58				
			264	A Murray St.	80 67	262	A Austin Peay	74 84				
			220	H UT Martin	73 82	264	H Murray St.	79 70				
			300	A Eastern Ill.	107 65	300	H Eastern Ill.	62 71				
			207	H SIUE	78 74	207	A SIUE	69 70				

Non-Div I Games: Hannibal-La Grange 99 52 Stephens College 107 59

Southeast Mo. St.

Loss, Non-Conf, S Site, H Home A Away N Neutral

Average RPI Win:	257	WON-LOST	WINNING	LAST 10	STRENGTH OF	OPP. STRENGTH	TEAM	ADJ.	CONF.	ADJ CONF.
Average RPI Loss:	196	RECORD	PCT. RANK	GAMES	SCHEDULE	OF SCHEDULE	RPI	RPI	RPI	RPI
DIV. I ONLY	4- 24	331	1- 9	222	296	329	329	27	27	
DIV. I NON-CONF.	1- 9	323	0- 0	71	204	283	283	27	27	
TOTALS	RPI 1-25	RPI 26-50	W-L RECORDS	RPI 51-100	RPI 101-150	RPI 150+				
4- 24	0- 1	0- 1	OVERALL	0- 4	0- 5	4- 13				
3- 8	0- 0	0- 0	HOME	0- 2	0- 1	3- 5				
1- 16	0- 1	0- 1	AWAY	0- 2	0- 4	1- 8				
0- 0	0- 0	0- 0	NEUTRAL	0- 0	0- 0	0- 0				
1- 9	0- 1	0- 1	NON-CONFERENCE	0- 1	0- 3	1- 3				
1- 1	0- 0	0- 0	HOME	0- 0	0- 0	1- 1				
0- 8	0- 1	0- 1	AWAY	0- 1	0- 3	0- 2				
0- 0	0- 0	0- 0	NEUTRAL	0- 0	0- 0	0- 0				
3- 15	0- 0	0- 0	CONFERENCE	0- 3	0- 2	3- 10				
2- 7	0- 0	0- 0	HOME	0- 2	0- 1	2- 4				
1- 8	0- 0	0- 0	AWAY	0- 1	0- 1	1- 6				
0- 0	0- 0	0- 0	NEUTRAL	0- 0	0- 0	0- 0				

RPI 1-25				RPI 26-50				RPI 51-100				RPI 101+ Team's RPI: 329			
RPI	S	Opponent	Score	RPI	S	Opponent	Score	RPI	S	Opponent	Score	RPI	S	Opponent	Score
6	A	Baylor	38 109	49	A	Colorado St.	31 77	86	A	Florida	51 102	106	A	Colorado	54 112
								96	A	Central Ark.	55 77	107	H	Abilene Christian	57 82
								96	H	Central Ark.	64 78	116	A	Ole Miss	31 81
								100	H	SFA	62 92	131	A	Lamar University	68 86
												150	A	Louisiana	77 86
												170	A	Houston	80 83
												177	H	Bethune-Cookman	75 63
												209	H	Grambling	71 87
												219	A	New Orleans	87 102
												219	H	New Orleans	85 70
												287	A	A&M-Corpus Christi	61 77
												287	H	A&M-Corpus Christi	53 69
												288	H	McNeese	83 86
												290	A	Nicholls St.	57 92
												290	H	Nicholls St.	60 76
												293	A	Northwestern St.	71 89
												293	H	Northwestern St.	69 58
												332	A	Incarnate Word	56 96
												332	H	Incarnate Word	76 85
												333	A	Jackson St.	66 83
												338	A	Houston Baptist	87 71
												339	A	Sam Houston St.	61 68
LAST 12 Division I GAMES:															
219	A	New Orleans	87 102	287	H	A&M-Corpus Christi	53 69								
290	A	Nicholls St.	57 92	96	A	Central Ark.	55 77								
96	H	Central Ark.	64 78	290	H	Nicholls St.	60 76								
100	H	SFA	62 92	339	A	Sam Houston St.	61 68								
293	A	Northwestern St.	71 89	293	H	Northwestern St.	69 58								
219	H	New Orleans	85 70	332	A	Incarnate Word	56 96								

Non-Div I Games: Mobile 67 52

Southeastern La.

■ Loss, 
 ■ Non-Conf, S Site, 
 ■ Home 
 ■ Away 
 N Neutral

## Southern California

Through Games Of March 4, 2017

Average RPI Win:	157	WON-LOST	WINNING	LAST 10	STRENGTH OF	OPP. STRENGTH	TEAM	ADJ.	CONF.	ADJ CONF.
Average RPI Loss:	42	RECORD	PCT. RANK	GAMES	SCHEDULE	OF SCHEDULE	RPI	RPI	RPI	RPI
DIV. I ONLY	14- 16	194	3- 7	36	16	90	90	1	1	
DIV. I NON-CONF.	9- 2	37	0- 0	153	166	56	56	1	1	
TOTALS	RPI 1-25	RPI 26-50	W-L RECORDS	RPI 51-100	RPI 101-150	RPI 150+				
14- 16	2- 7	1- 3	OVERALL	0- 4	4- 2	7- 0				
8- 6	0- 4	1- 1	HOME	0- 1	4- 0	3- 0				
4- 9	2- 3	0- 2	AWAY	0- 2	0- 2	2- 0				
2- 1	0- 0	0- 0	NEUTRAL	0- 1	0- 0	2- 0				
9- 2	1- 1	0- 0	NON-CONFERENCE	0- 1	1- 0	7- 0				
4- 1	0- 1	0- 0	HOME	0- 0	1- 0	3- 0				
3- 1	1- 0	0- 0	AWAY	0- 1	0- 0	2- 0				
2- 0	0- 0	0- 0	NEUTRAL	0- 0	0- 0	2- 0				
5- 14	1- 6	1- 3	CONFERENCE	0- 3	3- 2	0- 0				
4- 5	0- 3	1- 1	HOME	0- 1	3- 0	0- 0				
1- 8	1- 3	0- 2	AWAY	0- 1	0- 2	0- 0				
0- 1	0- 0	0- 0	NEUTRAL	0- 1	0- 0	0- 0				

RPI 1-25				RPI 26-50				RPI 51-100				Team's RPI: 90		RPI 101+			
RPI	S	Opponent	Score	RPI	S	Opponent	Score	RPI	S	Opponent	Score			RPI	S	Opponent	Score
4	A	Oregon St.	70 50	33	A	Arizona St.	62 69	52	A	California	56 63			103	A	Washington St.	57 74
4	H	Oregon St.	60 74	33	H	Arizona St.	65 50	52	N	California	58 71			103	H	Washington St.	80 64
5	H	Mississippi St.	72 76	34	A	Oregon	50 73	77	H	Utah	53 58			106	H	Colorado	79 54
8	A	Stanford	42 58	34	H	Oregon	53 59	92	A	UNLV	66 77			123	H	Long Beach St.	82 74
9	A	UCLA	67 71											133	A	Arizona	62 67
9	H	UCLA	59 74											133	H	Arizona	58 54
10	A	Washington	67 77											151	N	Missouri St.	89 67
10	H	Washington	74 87											179	H	UC Riverside	67 49
23	A	Texas A&M	66 62											209	H	Grambling	75 64
														247	H	Hawaii	76 44
														276	N	Portland	67 54
														280	A	Sacramento St.	111 95
														327	A	UC Irvine	83 45
LAST 12 Division I GAMES:																	
				52	N	California	58 71	4	A	Oregon St.	70 50						
				133	A	Arizona	62 67	52	A	California	56 63						
				33	A	Arizona St.	62 69	8	A	Stanford	42 58						
				10	H	Washington	74 87	33	H	Arizona St.	65 50						
				103	H	Washington St.	80 64	133	H	Arizona	58 54						
				34	A	Oregon	50 73	9	A	UCLA	67 71						

Non-Div I Games:

Southern California

■ Loss, 
 ■ Non-Conf, 
 ■ S Site, 
 ■ Home 
 ■ Away 
 N Neutral

Average RPI Win:	231	WON-LOST	WINNING	LAST 10	STRENGTH OF	OPP. STRENGTH	TEAM	ADJ.	CONF.	ADJ CONF.
Average RPI Loss:	138	RECORD	PCT. RANK	GAMES	SCHEDULE	OF SCHEDULE	RPI	RPI	RPI	RPI
DIV. I ONLY	15- 13	155	7- 3	202	175	165	165	16	16	
DIV. I NON-CONF.	5- 5	165	0- 0	162	196	159	159	14	14	
TOTALS	RPI 1-25	RPI 26-50	W-L RECORDS	RPI 51-100	RPI 101-150	RPI 150+				
15- 13	0- 1	1- 3	OVERALL	1- 1	0- 0	13- 8				
8- 5	0- 0	1- 1	HOME	0- 0	0- 0	7- 4				
7- 7	0- 1	0- 2	AWAY	1- 0	0- 0	6- 4				
0- 1	0- 0	0- 0	NEUTRAL	0- 1	0- 0	0- 0				
5- 5	0- 1	0- 0	NON-CONFERENCE	1- 1	0- 0	4- 3				
3- 1	0- 0	0- 0	HOME	0- 0	0- 0	3- 1				
2- 3	0- 1	0- 0	AWAY	1- 0	0- 0	1- 2				
0- 1	0- 0	0- 0	NEUTRAL	0- 1	0- 0	0- 0				
10- 8	0- 0	1- 3	CONFERENCE	0- 0	0- 0	9- 5				
5- 4	0- 0	1- 1	HOME	0- 0	0- 0	4- 3				
5- 4	0- 0	0- 2	AWAY	0- 0	0- 0	5- 2				
0- 0	0- 0	0- 0	NEUTRAL	0- 0	0- 0	0- 0				

RPI S	Opponent	Score	RPI S	Opponent	Score	RPI S	Opponent	Score	RPI S	Opponent	Score	Team's RPI: 165
20	A Oklahoma	48 80	26	A Drake	59 75	56	A Purdue	64 61	151	A Missouri St.	59 73	
			26	H Drake	60 71	63	N South Dakota	57 68	151	H Missouri St.	60 78	
			47	A UNI	49 79				160	H Memphis	69 61	
			47	H UNI	64 59				173	H UAB	49 64	
									184	A Wichita St.	61 58	
									184	H Wichita St.	77 54	
									207	A SIUE	59 60	
									220	A UT Martin	68 76	
									236	A Indiana St.	70 66	
									236	H Indiana St.	53 68	
									237	A Bradley	66 57	
									237	H Bradley	69 63	
									240	A Evansville	60 63	
									240	H Evansville	61 74	
									264	H Murray St.	70 63	
									268	H Southeast Mo. St.	77 70	
									311	A UMKC	77 69	
									314	A Illinois St.	63 56	
									314	H Illinois St.	57 48	
									323	A Loyola Chicago	71 46	
									323	H Loyola Chicago	73 57	
LAST 12 Division I GAMES:												
323	A Loyola Chicago	71 46	151	A Missouri St.	59 73							
236	A Indiana St.	70 66	47	H UNI	64 59							
237	H Bradley	69 63	26	H Drake	60 71							
314	H Illinois St.	57 48	314	A Illinois St.	63 56							
240	H Evansville	61 74	237	A Bradley	66 57							
184	A Wichita St.	61 58	240	A Evansville	60 63							

Non-Div I Games: Brescia 104 35

Southern Ill.

■ Loss, 
 ■ Non-Conf, 
 ■ S Site, 
 ■ Home 
 ■ A Away 
 N Neutral

Average RPI Win:	219	WON-LOST	WINNING	LAST 10	STRENGTH OF	OPP. STRENGTH	TEAM	ADJ.	CONF.	ADJ CONF.
Average RPI Loss:	120	RECORD	PCT. RANK	GAMES	SCHEDULE	OF SCHEDULE	RPI	RPI	RPI	RPI
DIV. I ONLY	20- 9	71	9- 1	214	142	120	120	14	14	
DIV. I NON-CONF.	7- 4	114	0- 0	232	160	169	169	16	16	
TOTALS	RPI 1-25	RPI 26-50	W-L RECORDS	RPI 51-100	RPI 101-150	RPI 150+				
20- 9	0- 1	0- 1	OVERALL	1- 2	3- 2	16- 3				
13- 2	0- 1	0- 0	HOME	1- 0	3- 1	9- 0				
6- 5	0- 0	0- 0	AWAY	0- 0	0- 0	6- 0				
1- 2	0- 0	0- 0	NEUTRAL	0- 1	0- 0	1- 1				
7- 4	0- 1	0- 0	NON-CONFERENCE	0- 2	1- 0	6- 1				
5- 1	0- 1	0- 0	HOME	0- 0	1- 0	4- 0				
1- 1	0- 0	0- 0	AWAY	0- 1	0- 0	1- 0				
1- 2	0- 0	0- 0	NEUTRAL	0- 1	0- 0	1- 1				
13- 5	0- 0	0- 1	CONFERENCE	1- 0	2- 2	10- 2				
8- 1	0- 0	0- 0	HOME	1- 0	2- 1	5- 0				
5- 4	0- 0	0- 1	AWAY	0- 0	0- 1	5- 2				
0- 0	0- 0	0- 0	NEUTRAL	0- 0	0- 0	0- 0				

RPI 1-25				RPI 26-50				RPI 51-100				RPI 101+				Team's RPI: 120	
RPI	S	Opponent	Score	RPI	S	Opponent	Score	RPI	S	Opponent	Score	RPI	S	Opponent	Score		
5	H	Mississippi St.	50 72	39	A	Western Ky.	53 79	52	N	California	51 71	112	H	Charlotte	61 78		
								73	A	Tulane	67 86	132	H	Old Dominion	84 69		
								82	H	Middle Tenn.	81 61	145	A	Louisiana Tech	61 72		
												145	H	Louisiana Tech	72 63		
												150	H	Louisiana	71 49		
												163	A	Rice	68 76		
												163	H	Rice	79 60		
												173	H	UAB	64 59		
												178	A	UTSA	69 68		
												178	H	UTSA	74 71		
												196	A	North Texas	62 75		
												196	H	North Texas	70 48		
												200	N	Xavier	73 59		
												211	H	Alabama St.	70 43		
												219	H	New Orleans	78 53		
												243	A	Marshall	82 78		
												252	A	South Ala.	57 48		
												294	N	Northern Ky.	53 58		
												299	A	UTEP	79 68		
												299	H	UTEP	73 48		
												304	H	Alcorn	99 56		
												307	A	FIU	75 37		
												309	H	Mississippi Val.	83 55		
												337	A	Fla. Atlantic	82 67		
LAST 12 Division I GAMES:																	
				145	H	Louisiana Tech	72 63					178	H	UTSA	74 71		
				196	H	North Texas	70 48					39	A	Western Ky.	53 79		
				163	H	Rice	79 60					243	A	Marshall	82 78		
				337	A	Fla. Atlantic	82 67					173	H	UAB	64 59		
				307	A	FIU	75 37					82	H	Middle Tenn.	81 61		
				299	H	UTEP	73 48					163	A	Rice	68 76		

Non-Div I Games: William Carey 92 39

Southern Miss.

Average RPI Win:	286	WON-LOST	WINNING	LAST 10	STRENGTH OF	OPP. STRENGTH	TEAM	ADJ.	CONF.	ADJ CONF.
Average RPI Loss:	167	RECORD	PCT. RANK	GAMES	SCHEDULE	OF SCHEDULE	RPI	RPI	RPI	RPI
DIV. I ONLY	12- 13	192	5- 5	300	309	227	227	30	30	
DIV. I NON-CONF.	1- 6	310	0- 0	45	6	219	219	30	30	
TOTALS	RPI 1-25	RPI 26-50	W-L RECORDS	RPI 51-100	RPI 101-150	RPI 150+				
12- 13	0- 3	0- 1	OVERALL	0- 0	0- 0	12- 9				
8- 2	0- 0	0- 0	HOME	0- 0	0- 0	8- 2				
4- 10	0- 0	0- 0	AWAY	0- 0	0- 0	4- 1				
0- 1	0- 1	0- 0	NEUTRAL	0- 0	0- 0	0- 0				
1- 6	0- 3	0- 1	NON-CONFERENCE	0- 0	0- 0	1- 2				
1- 0	0- 0	0- 0	HOME	0- 0	0- 0	1- 0				
0- 5	0- 2	0- 1	AWAY	0- 0	0- 0	0- 2				
0- 1	0- 1	0- 0	NEUTRAL	0- 0	0- 0	0- 0				
11- 7	0- 0	0- 0	CONFERENCE	0- 0	0- 0	11- 7				
7- 2	0- 0	0- 0	HOME	0- 0	0- 0	7- 2				
4- 5	0- 0	0- 0	AWAY	0- 0	0- 0	4- 5				
0- 0	0- 0	0- 0	NEUTRAL	0- 0	0- 0	0- 0				

RPI 1-25				RPI 26-50				RPI 51-100				RPI 101+ Team's RPI: 227			
RPI	S	Opponent	Score	RPI	S	Opponent	Score	RPI	S	Opponent	Score	RPI	S	Opponent	Score
9	A	UCLA	47 95	42	A	Michigan St.	55 70					166	A	East Carolina	55 62
23	N	Texas A&M	58 81									177	H	Bethune-Cookman	61 59
25	A	Ohio St.	73 108									191	A	Texas Southern	46 58
												191	H	Texas Southern	71 77
												209	A	Grambling	71 68
												209	H	Grambling	63 70
												211	A	Alabama St.	70 75
												211	H	Alabama St.	59 53
												252	A	South Ala.	48 55
												269	A	Prairie View	63 70
												269	H	Prairie View	86 72
												284	A	Ark.-Pine Bluff	59 63
												284	H	Ark.-Pine Bluff	67 50
												304	A	Alcorn	63 69
												304	H	Alcorn	45 33
												309	A	Mississippi Val.	62 51
												309	H	Mississippi Val.	51 44
												333	A	Jackson St.	85 56
												333	H	Jackson St.	80 61
												349	A	Alabama A&M	66 54
												349	H	Alabama A&M	69 57
LAST 12 Division I GAMES:															
191	A	Texas Southern	46 58	284	A	Ark.-Pine Bluff	59 63								
269	A	Prairie View	63 70	333	H	Jackson St.	80 61								
304	H	Alcorn	45 33	209	H	Grambling	63 70								
211	H	Alabama St.	59 53	304	A	Alcorn	63 69								
349	H	Alabama A&M	69 57	211	A	Alabama St.	70 75								
309	A	Mississippi Val.	62 51	349	A	Alabama A&M	66 54								

Non-Div I Games: Spring Hill 68 53

Southern U.

Loss, Non-Conf, S Site, H Home A Away N Neutral



## Southern Utah

Through Games Of March 4, 2017

Average RPI Win:	216	WON-LOST	WINNING	LAST 10	STRENGTH OF	OPP. STRENGTH	TEAM	ADJ.	CONF.	ADJ CONF.
Average RPI Loss:	180	RECORD	PCT. RANK	GAMES	SCHEDULE	OF SCHEDULE	RPI	RPI	RPI	RPI
DIV. I ONLY	6- 22	315	2- 8	185	238	285	285	20	20	
DIV. I NON-CONF.	4- 6	209	0- 0	160	222	178	178	18	18	
TOTALS	RPI 1-25	RPI 26-50	W-L RECORDS	RPI 51-100	RPI 101-150	RPI 150+				
6- 22	0- 1	0- 0	OVERALL	0- 3	1- 8	5- 10				
1- 11	0- 0	0- 0	HOME	0- 0	0- 5	1- 6				
5- 11	0- 1	0- 0	AWAY	0- 3	1- 3	4- 4				
0- 0	0- 0	0- 0	NEUTRAL	0- 0	0- 0	0- 0				
4- 6	0- 1	0- 0	NON-CONFERENCE	0- 2	0- 1	4- 2				
0- 3	0- 0	0- 0	HOME	0- 0	0- 1	0- 2				
4- 3	0- 1	0- 0	AWAY	0- 2	0- 0	4- 0				
0- 0	0- 0	0- 0	NEUTRAL	0- 0	0- 0	0- 0				
2- 16	0- 0	0- 0	CONFERENCE	0- 1	1- 7	1- 8				
1- 8	0- 0	0- 0	HOME	0- 0	0- 4	1- 4				
1- 8	0- 0	0- 0	AWAY	0- 1	1- 3	0- 4				
0- 0	0- 0	0- 0	NEUTRAL	0- 0	0- 0	0- 0				

RPI 1-25				RPI 26-50				RPI 51-100				RPI 101+				Team's RPI: 285	
RPI	S	Opponent	Score	RPI	S	Opponent	Score	RPI	S	Opponent	Score	RPI	S	Opponent	Score		
4	A	Oregon St.	38 77					77	A	Utah	43 69	114	A	North Dakota	70 75		
								79	A	Montana St.	68 71	114	H	North Dakota	65 68		
								87	A	Wyoming	48 68	121	A	Northern Colo.	55 74		
												121	H	Northern Colo.	53 83		
												133	H	Arizona	65 77		
												139	A	Eastern Wash.	64 63		
												139	H	Eastern Wash.	66 67		
												142	A	Idaho	61 76		
												142	H	Idaho	68 85		
												158	A	CSUN	77 71		
												169	H	Idaho St.	68 71		
												186	A	Utah St.	70 54		
												234	A	Portland St.	74 81		
												234	H	Portland St.	82 64		
												246	H	Grand Canyon	73 76		
												249	H	Weber St.	68 73		
												250	A	CSU Bakersfield	65 59		
												280	A	Sacramento St.	69 81		
												280	H	Sacramento St.	104 110		
												289	A	Northern Ariz.	65 77		
												289	H	Northern Ariz.	68 77		
												325	A	Montana	55 64		
												327	A	UC Irvine	70 58		
												335	H	Utah Valley	64 70		
LAST 12 Division I GAMES:																	
142	A	Idaho	61 76	325	A	Montana	55 64										
139	A	Eastern Wash.	64 63	169	H	Idaho St.	68 71										
280	H	Sacramento St.	104 110	249	H	Weber St.	68 73										
234	H	Portland St.	82 64	121	A	Northern Colo.	55 74										
289	A	Northern Ariz.	65 77	114	A	North Dakota	70 75										
79	A	Montana St.	68 71	139	H	Eastern Wash.	66 67										

Non-Div I Games: Antelope Valley 89 76

Southern Utah

■ Loss, 
 ■ Non-Conf, 
 ■ S Site, 
 ■ Home 
 ■ A Away 
 N Neutral

## St. Bonaventure

Through Games Of March 4, 2017

Average RPI Win:	226	WON-LOST	WINNING	LAST 10	STRENGTH OF	OPP. STRENGTH	TEAM	ADJ.	CONF.	ADJ CONF.
Average RPI Loss:	141	RECORD	PCT. RANK	GAMES	SCHEDULE	OF SCHEDULE	RPI	RPI	RPI	RPI
DIV. I ONLY	9- 20	272	2- 8	119	166	248	248	12	12	
DIV. I NON-CONF.	5- 7	205	0- 0	165	255	205	205	12	12	
TOTALS	RPI 1-25	RPI 26-50	W-L RECORDS	RPI 51-100	RPI 101-150	RPI 150+				
9- 20	0- 0	0- 2	OVERALL	0- 5	3- 6	6- 7				
6- 7	0- 0	0- 1	HOME	0- 2	2- 2	4- 2				
1- 13	0- 0	0- 1	AWAY	0- 3	0- 4	1- 5				
2- 0	0- 0	0- 0	NEUTRAL	0- 0	1- 0	1- 0				
5- 7	0- 0	0- 0	NON-CONFERENCE	0- 3	2- 1	3- 3				
3- 2	0- 0	0- 0	HOME	0- 1	1- 0	2- 1				
0- 5	0- 0	0- 0	AWAY	0- 2	0- 1	0- 2				
2- 0	0- 0	0- 0	NEUTRAL	0- 0	1- 0	1- 0				
4- 13	0- 0	0- 2	CONFERENCE	0- 2	1- 5	3- 4				
3- 5	0- 0	0- 1	HOME	0- 1	1- 2	2- 1				
1- 8	0- 0	0- 1	AWAY	0- 1	0- 3	1- 3				
0- 0	0- 0	0- 0	NEUTRAL	0- 0	0- 0	0- 0				

RPI	S	Opponent	Score	RPI	S	Opponent	Score	RPI	S	Opponent	Score	RPI	S	Opponent	Score	Team's RPI: 248
36	H	Dayton	60 62	59	A	Toledo	50 74	108	A	Saint Joseph's	53 70					
50	A	George Washington	57 63	71	H	Bucknell	35 57	109	N	Rider	60 47					
				94	A	Buffalo	47 68	119	A	Duquesne	61 83					
				95	A	Saint Louis	49 64	119	H	Duquesne	69 56					
				95	H	Saint Louis	58 74	122	A	Fordham	45 57					
								122	H	Fordham	44 60					
								124	H	Albany (NY)	67 59					
								135	A	Delaware	40 43					
								143	H	VCU	60 77					
								167	A	La Salle	70 73					
								167	H	La Salle	45 57					
								193	A	George Mason	49 52					
								235	A	Richmond	54 61					
								253	H	Canisius	57 74					
								261	H	Stony Brook	51 37					
								262	N	Austin Peay	58 57					
								263	A	Niagara	43 65					
								275	H	Colgate	70 57					
								278	H	Davidson	70 51					
								283	A	Eastern Mich.	56 75					
								301	H	Rhode Island	78 69					
								308	A	Massachusetts	55 38					
LAST 12 Division I GAMES:																
167	A	La Salle	70 73	122	A	Fordham	45 57									
119	A	Duquesne	61 83	108	A	Saint Joseph's	53 70									
143	H	VCU	60 77	278	H	Davidson	70 51									
50	A	George Washington	57 63	119	H	Duquesne	69 56									
95	H	Saint Louis	58 74	308	A	Massachusetts	55 38									
167	H	La Salle	45 57	122	H	Fordham	44 60									

Non-Div I Games:

St. Bonaventure

■ Loss, 
 ■ Non-Conf, 
 ■ S Site, 
 ■ H Home 
 ■ A Away 
 N Neutral

Average RPI Win: 288		WON-LOST	WINNING	LAST 10	STRENGTH OF	OPP. STRENGTH	TEAM	ADJ.	CONF.	ADJ CONF.
Average RPI Loss: 225		RECORD	PCT. RANK	GAMES	SCHEDULE	OF SCHEDULE	RPI	RPI	RPI	RPI
DIV. I ONLY		8- 21	292	2- 8	314	338	324	324	31	31
DIV. I NON-CONF.		2- 9	293	0- 0	203	277	315	315	32	32
TOTALS	RPI 1-25		RPI 26-50		W-L RECORDS		RPI 51-100		RPI 101-150	RPI 150+
8- 21	0- 0		0- 1		OVERALL		0- 0		0- 3	8- 17
4- 9	0- 0		0- 0		HOME		0- 0		0- 0	4- 9
4- 11	0- 0		0- 1		AWAY		0- 0		0- 3	4- 7
0- 1	0- 0		0- 0		NEUTRAL		0- 0		0- 0	0- 1
2- 9	0- 0		0- 1		NON-CONFERENCE		0- 0		0- 3	2- 5
2- 2	0- 0		0- 0		HOME		0- 0		0- 0	2- 2
0- 6	0- 0		0- 1		AWAY		0- 0		0- 3	0- 2
0- 1	0- 0		0- 0		NEUTRAL		0- 0		0- 0	0- 1
6- 12	0- 0		0- 0		CONFERENCE		0- 0		0- 0	6- 12
2- 7	0- 0		0- 0		HOME		0- 0		0- 0	2- 7
4- 5	0- 0		0- 0		AWAY		0- 0		0- 0	4- 5
0- 0	0- 0		0- 0		NEUTRAL		0- 0		0- 0	0- 0

[illegible]

Non-Div I Games:

St. Francis Brooklyn

■ Loss, ■ Non-Conf, S Site, H Home A Away N Neutral

S  
t  
.  
F  
r  
a  
n  
c  
i  
s  
B  
r  
o  
o  
k  
l  
y  
n

RPI S Opponent St. Francis Brooklyn Score

Through Games Of March 4, 2017

RPI	S	Opponent	Score	
342	A	Wagner	45	58
342	H	Wagner	63	50

St. Francis Brooklyn

S  
t  
.  
F  
r  
a  
n  
c  
i  
s  
B  
r  
o  
o  
k  
l  
y  
n

## St. John's (NY)

Through Games Of March 4, 2017

Average RPI Win:	159	WON-LOST	WINNING	LAST 10	STRENGTH OF	OPP. STRENGTH	TEAM	ADJ.	CONF.	ADJ CONF.
Average RPI Loss:	54	RECORD	PCT. RANK	GAMES	SCHEDULE	OF SCHEDULE	RPI	RPI	RPI	RPI
DIV. I ONLY	19- 10	95	7- 3	73	65	69	69	7	7	
DIV. I NON-CONF.	8- 3	67	0- 0	131	40	84	84	7	7	
TOTALS	RPI 1-25	RPI 26-50	W-L RECORDS	RPI 51-100	RPI 101-150	RPI 150+				
19- 10	0- 5	3- 1	OVERALL	3- 2	3- 1	10- 1				
11- 5	0- 3	2- 0	HOME	1- 1	1- 1	7- 0				
7- 4	0- 2	1- 0	AWAY	1- 1	2- 0	3- 1				
1- 1	0- 0	0- 1	NEUTRAL	1- 0	0- 0	0- 0				
8- 3	0- 1	1- 1	NON-CONFERENCE	1- 0	3- 1	3- 0				
5- 2	0- 1	1- 0	HOME	0- 0	1- 1	3- 0				
2- 0	0- 0	0- 0	AWAY	0- 0	2- 0	0- 0				
1- 1	0- 0	0- 1	NEUTRAL	1- 0	0- 0	0- 0				
11- 7	0- 4	2- 0	CONFERENCE	2- 2	0- 0	7- 1				
6- 3	0- 2	1- 0	HOME	1- 1	0- 0	4- 0				
5- 4	0- 2	1- 0	AWAY	1- 1	0- 0	3- 1				
0- 0	0- 0	0- 0	NEUTRAL	0- 0	0- 0	0- 0				

RPI 1-25				RPI 26-50				RPI 51-100				RPI 101+			
RPI	S	Opponent	Score	RPI	S	Opponent	Score	RPI	S	Opponent	Score	RPI	S	Opponent	Score
15	H	Miami (FL)	50 62	32	A	Marquette	82 72	51	N	Virginia	66 55	119	H	Duquesne	65 71
16	A	DePaul	51 54	32	H	Marquette	70 64	54	A	Villanova	50 55	122	A	Fordham	59 45
16	H	DePaul	66 78	33	N	Arizona St.	41 54	54	H	Villanova	56 67	124	H	Albany (NY)	54 36
19	A	Creighton	60 67	41	H	James Madison	74 63	64	A	Georgetown	71 66	129	A	William & Mary	73 57
19	H	Creighton	43 55					64	H	Georgetown	65 54	192	A	Providence	71 47
												192	H	Providence	60 50
												198	A	Seton Hall	59 64
												198	H	Seton Hall	77 71
												200	A	Xavier	65 48
												200	H	Xavier	64 55
												223	H	Rutgers	65 39
												260	A	Butler	62 41
												260	H	Butler	62 55
												302	H	Lafayette	64 46
												342	H	Wagner	62 34
LAST 12 Division I GAMES:															
198	H	Seton Hall	77 71	16	A	DePaul	51 54								
19	A	Creighton	60 67	200	H	Xavier	64 55								
192	A	Providence	71 47	260	H	Butler	62 55								
64	H	Georgetown	65 54	192	H	Providence	60 50								
54	H	Villanova	56 67	19	H	Creighton	43 55								
32	A	Marquette	82 72	54	A	Villanova	50 55								

Non-Div I Games:

St. John's (NY)

■ Loss, 
■ Non-Conf, 
■ S Site, 
■ H Home 
■ A Away 
N Neutral

## St. Mary's (CA)

Through Games Of March 4, 2017

Average RPI Win:	202	WON-LOST	WINNING	LAST 10	STRENGTH OF	OPP. STRENGTH	TEAM	ADJ.	CONF.	ADJ CONF.
Average RPI Loss:	107	RECORD	PCT. RANK	GAMES	SCHEDULE	OF SCHEDULE	RPI	RPI	RPI	RPI
DIV. I ONLY	19- 11	104	8- 2	163	111	117	117	15	15	
DIV. I NON-CONF.	5- 6	186	0- 0	129	42	151	151	13	13	
TOTALS	RPI 1-25	RPI 26-50	W-L RECORDS	RPI 51-100	RPI 101-150	RPI 150+				
19- 11	0- 0	0- 0	OVERALL	1- 7	4- 1	14- 3				
9- 5	0- 0	0- 0	HOME	1- 4	2- 0	6- 1				
9- 6	0- 0	0- 0	AWAY	0- 3	2- 1	7- 2				
1- 0	0- 0	0- 0	NEUTRAL	0- 0	0- 0	1- 0				
5- 6	0- 0	0- 0	NON-CONFERENCE	0- 4	2- 1	3- 1				
1- 4	0- 0	0- 0	HOME	0- 3	1- 0	0- 1				
4- 2	0- 0	0- 0	AWAY	0- 1	1- 1	3- 0				
0- 0	0- 0	0- 0	NEUTRAL	0- 0	0- 0	0- 0				
14- 5	0- 0	0- 0	CONFERENCE	1- 3	2- 0	11- 2				
8- 1	0- 0	0- 0	HOME	1- 1	1- 0	6- 0				
5- 4	0- 0	0- 0	AWAY	0- 2	1- 0	4- 2				
1- 0	0- 0	0- 0	NEUTRAL	0- 0	0- 0	1- 0				

RPI 1-25				RPI 26-50				RPI 51-100				RPI 101+				Team's RPI: 117	
RPI	S	Opponent	Score	RPI	S	Opponent	Score	RPI	S	Opponent	Score	RPI	S	Opponent	Score		
								52	H	California	67	74	103	A	Washington St.	69	85
								66	H	Boise St.	78	83	121	H	Northern Colo.	75	65
								72	A	UC Davis	66	68	138	A	San Francisco	64	62
								75	A	Gonzaga	58	59	138	H	San Francisco	75	72
								75	H	Gonzaga	75	79	148	A	Northeastern	77	53
								77	H	Utah	62	63	158	H	CSUN	61	73
								81	A	BYU	65	70	161	A	Santa Clara	73	58
								81	H	BYU	64	58	161	H	Santa Clara	55	53
													161	N	Santa Clara	60	57
													175	A	Boston College	62	54
													202	A	Loyola Marymount	57	72
													202	H	Loyola Marymount	74	59
													206	A	San Jose St.	85	64
													217	A	San Diego	71	73
													217	H	San Diego	77	65
													244	A	Pacific	63	54
													244	H	Pacific	82	74
													265	A	Cal Poly	79	71
													276	A	Portland	75	65
													276	H	Portland	92	76
													310	A	Pepperdine	81	60
													310	H	Pepperdine	84	57
LAST 12 Division I GAMES:																	
				161	N	Santa Clara	60	57		276	A	Portland	75	65			
				161	A	Santa Clara	73	58		217	H	San Diego	77	65			
				310	H	Pepperdine	84	57		244	H	Pacific	82	74			
				81	H	BYU	64	58		161	H	Santa Clara	55	53			
				202	A	Loyola Marymount	57	72		138	A	San Francisco	64	62			
				75	A	Gonzaga	58	59		310	A	Pepperdine	81	60			

Non-Div I Games:

St. Mary's (CA)

■ Loss, 
 ■ Non-Conf, 
 ■ S Site, 
 ■ Home 
 ■ A Away 
 N Neutral

## Stanford

Through Games Of March 4, 2017

Average RPI Win:	94	WON-LOST	WINNING	LAST 10	STRENGTH OF	OPP. STRENGTH	TEAM	ADJ.	CONF.	ADJ CONF.
Average RPI Loss:	23	RECORD	PCT. RANK	GAMES	SCHEDULE	OF SCHEDULE	RPI	RPI	RPI	RPI
DIV. I ONLY	27- 5	11	8- 2	13	10	8	8	1	1	
DIV. I NON-CONF.	10- 2	32	0- 0	22	78	9	9	1	1	
TOTALS	RPI 1-25	RPI 26-50	W-L RECORDS	RPI 51-100	RPI 101-150	RPI 150+				
27- 5	2- 4	6- 0	OVERALL	7- 1	8- 0	4- 0				
12- 3	1- 2	2- 0	HOME	4- 1	3- 0	2- 0				
10- 2	1- 2	3- 0	AWAY	2- 0	3- 0	1- 0				
5- 0	0- 0	1- 0	NEUTRAL	1- 0	2- 0	1- 0				
10- 2	1- 1	1- 0	NON-CONFERENCE	2- 1	2- 0	4- 0				
5- 1	1- 0	0- 0	HOME	1- 1	1- 0	2- 0				
2- 1	0- 1	1- 0	AWAY	0- 0	0- 0	1- 0				
3- 0	0- 0	0- 0	NEUTRAL	1- 0	1- 0	1- 0				
17- 3	1- 3	5- 0	CONFERENCE	5- 0	6- 0	0- 0				
7- 2	0- 2	2- 0	HOME	3- 0	2- 0	0- 0				
8- 1	1- 1	2- 0	AWAY	2- 0	3- 0	0- 0				
2- 0	0- 0	1- 0	NEUTRAL	0- 0	1- 0	0- 0				

RPI	S	Opponent	Score	RPI	S	Opponent	Score	RPI	S	Opponent	Score	RPI	S	Opponent	Score
4	A	Oregon St.	47 50	33	A	Arizona St.	64 57	52	A	California	72 66	103	A	Washington St.	76 54
4	H	Oregon St.	69 72	33	H	Arizona St.	66 56	52	H	California	72 54	103	N	Washington St.	66 36
9	H	UCLA	76 85	34	A	Oregon	65 59	56	N	Purdue	78 69	106	A	Colorado	84 70
10	A	Washington	72 68	34	H	Oregon	81 60	72	H	UC Davis	68 42	106	H	Colorado	64 51
12	H	Texas	71 59	34	N	Oregon	71 56	75	H	Gonzaga	63 68	133	A	Arizona	77 55
22	A	Tennessee	51 59	50	A	George Washington	71 52	77	A	Utah	77 58	133	H	Arizona	73 46
								77	H	Utah	87 51	134	H	Yale	102 44
								90	H	Southern California	58 42	148	N	Northeastern	74 45
												158	H	CSUN	88 54
												184	N	Wichita St.	87 39
												250	A	CSU Bakersfield	77 56
												265	H	Cal Poly	83 55
LAST 12 Division I GAMES:															
		34	N	Oregon	71	56			77	H	Utah	87	51		
		103	N	Washington St.	66	36			106	H	Colorado	64	51		
		34	A	Oregon	65	59			9	H	UCLA	76	85		
		4	A	Oregon St.	47	50			90	H	Southern California	58	42		
		52	H	California	72	54			10	A	Washington	72	68		
		52	A	California	72	66			103	A	Washington St.	76	54		

Non-Div I Games:

Stanford

■ Loss, 
■ Non-Conf, 
■ S Site, 
■ Home 
■ A Away 
N Neutral

StetsonStetson

Non-Div I Games:	Palm Beach Atl.	89	50	Webber Int'l	92	54	Warner	100	34
------------------	-----------------	----	----	--------------	----	----	--------	-----	----



Stony Brook

Through Games Of March 4, 2017

Average RPI Win:	254	WON-LOST	WINNING	LAST 10	STRENGTH OF	OPP. STRENGTH	TEAM	ADJ.	CONF.	ADJ CONF.
Average RPI Loss:	162	RECORD	PCT. RANK	GAMES	SCHEDULE	OF SCHEDULE	RPI	RPI	RPI	RPI
DIV. I ONLY	11- 18	242	3- 7	248	243	261	261	22	22	
DIV. I NON-CONF.	6- 6	165	0- 0	293	279	226	226	22	22	
TOTALS	RPI 1-25	RPI 26-50	W-L RECORDS	RPI 51-100	RPI 101-150	RPI 150+				
11- 18	0- 0	0- 2	OVERALL	0- 3	2- 4	9- 9				
6- 7	0- 0	0- 1	HOME	0- 1	2- 1	4- 4				
4- 9	0- 0	0- 0	AWAY	0- 1	0- 3	4- 5				
1- 2	0- 0	0- 1	NEUTRAL	0- 1	0- 0	1- 0				
6- 6	0- 0	0- 2	NON-CONFERENCE	0- 0	1- 1	5- 3				
3- 2	0- 0	0- 1	HOME	0- 0	1- 0	2- 1				
2- 3	0- 0	0- 0	AWAY	0- 0	0- 1	2- 2				
1- 1	0- 0	0- 1	NEUTRAL	0- 0	0- 0	1- 0				
5- 12	0- 0	0- 0	CONFERENCE	0- 3	1- 3	4- 6				
3- 5	0- 0	0- 0	HOME	0- 1	1- 1	2- 3				
2- 6	0- 0	0- 0	AWAY	0- 1	0- 2	2- 3				
0- 1	0- 0	0- 0	NEUTRAL	0- 1	0- 0	0- 0				

RPI S	Opponent	Score	RPI S	Opponent	Score	RPI S	Opponent	Score	RPI S	Opponent	Score	Team's RPI: 261
29	H Syracuse	60 78	67	A New Hampshire	46 49	124	A Albany (NY)	54 64				
48	N Indiana	60 74	67	H New Hampshire	45 56	124	H Albany (NY)	57 75				
			67	N New Hampshire	49 58	126	H Cornell	66 65				
						137	A Maine	71 78				
						137	H Maine	55 41				
						144	A Iona	46 57				
						183	A Hartford	52 65				
						183	H Hartford	40 62				
						188	H Hofstra	64 67				
						195	H Columbia	55 53				
						208	A UMBC	61 67				
						208	H UMBC	51 37				
						210	A Binghamton	74 59				
						210	H Binghamton	40 48				
						248	A St. Bonaventure	37 51				
						273	A Vermont	43 53				
						273	H Vermont	43 57				
						277	A Manhattan	55 50				
						311	H UMKC	57 55				
						316	A Central Conn. St.	64 59				
						331	N Florida A&M	80 49				
						336	A LIU Brooklyn	48 58				
						343	A UMass Lowell	86 44				
						343	H UMass Lowell	83 53				
LAST 12 Division I GAMES:												
67	N New Hampshire	49 58	343	A UMass Lowell	86 44							
273	H Vermont	43 57	124	H Albany (NY)	57 75							
208	H UMBC	51 37	67	H New Hampshire	45 56							
210	A Binghamton	74 59	273	A Vermont	43 53							
183	H Hartford	40 62	208	A UMBC	61 67							
137	A Maine	71 78	210	H Binghamton	40 48							

Non-Div I Games: Molloy 62 53

Stony Brook

Loss, Non-Conf, S Site, H Home A Away N Neutral

## Syracuse

Through Games Of March 4, 2017

Average RPI Win:	149	WON-LOST	WINNING	LAST 10	STRENGTH OF	OPP. STRENGTH	TEAM	ADJ.	CONF.	ADJ CONF.
Average RPI Loss:	24	RECORD	PCT. RANK	GAMES	SCHEDULE	OF SCHEDULE	RPI	RPI	RPI	RPI
DIV. I ONLY	21- 10	81	7- 3	46	31	29	29	3	3	
DIV. I NON-CONF.	9- 4	85	0- 0	117	74	81	81	4	4	
TOTALS	RPI 1-25	RPI 26-50	W-L RECORDS	RPI 51-100	RPI 101-150	RPI 150+				
21- 10	1- 8	3- 0	OVERALL	2- 2	5- 0	10- 0				
13- 1	1- 1	2- 0	HOME	2- 0	1- 0	7- 0				
5- 5	0- 3	0- 0	AWAY	0- 2	2- 0	3- 0				
3- 4	0- 4	1- 0	NEUTRAL	0- 0	2- 0	0- 0				
9- 4	0- 3	2- 0	NON-CONFERENCE	0- 1	1- 0	6- 0				
6- 0	0- 0	1- 0	HOME	0- 0	0- 0	5- 0				
1- 1	0- 0	0- 0	AWAY	0- 1	0- 0	1- 0				
2- 3	0- 3	1- 0	NEUTRAL	0- 0	1- 0	0- 0				
12- 6	1- 5	1- 0	CONFERENCE	2- 1	4- 0	4- 0				
7- 1	1- 1	1- 0	HOME	2- 0	1- 0	2- 0				
4- 4	0- 3	0- 0	AWAY	0- 1	2- 0	2- 0				
1- 1	0- 1	0- 0	NEUTRAL	0- 0	1- 0	0- 0				

RPI	S	Opponent	Score	RPI	S	Opponent	Score	RPI	S	Opponent	Score	RPI	S	Opponent	Score
2	H	Notre Dame	80 85	37	H	North Carolina St.	85 75	51	H	Virginia	54 49	104	A	Virginia Tech	82 72
7	A	Duke	55 72	42	H	Michigan St.	75 64	58	A	Georgia Tech	66 75	111	A	Clemson	88 62
7	N	Duke	46 68	50	N	George Washington	74 71	80	A	Drexel	61 62	118	H	North Carolina	95 64
11	A	Louisville	76 91					88	H	Wake Forest	85 64	118	N	North Carolina	83 64
13	A	Florida St.	58 77									132	N	Old Dominion	92 66
15	H	Miami (FL)	81 48									157	A	Pittsburgh	73 57
16	N	DePaul	84 108									157	H	Pittsburgh	93 65
23	N	Texas A&M	84 105									174	H	Siena	102 65
25	N	Ohio St.	72 77									175	A	Boston College	72 45
												175	H	Boston College	79 52
												261	A	Stony Brook	78 60
												263	H	Niagara	109 60
												286	H	Coppin St.	76 30
												301	H	Rhode Island	95 49
												316	H	Central Conn. St.	95 63
LAST 12 Division I GAMES:															
		7 N Duke	46 68			7 A Duke	55 72								
		118 N North Carolina	83 64			175 A Boston College	72 45								
		157 A Pittsburgh	73 57			157 H Pittsburgh	93 65								
		88 H Wake Forest	85 64			104 A Virginia Tech	82 72								
		2 H Notre Dame	80 85			15 H Miami (FL)	81 48								
		118 H North Carolina	95 64			13 A Florida St.	58 77								

Non-Div I Games:

Syracuse

■ Loss, 
 ■ Non-Conf, 
 ■ S Site, 
 ■ Home 
 ■ Away 
 N Neutral

Average RPI Win:	212	WON-LOST	WINNING	LAST 10	STRENGTH OF	OPP. STRENGTH	TEAM	ADJ.	CONF.	ADJ CONF.
Average RPI Loss:	38	RECORD	PCT. RANK	GAMES	SCHEDULE	OF SCHEDULE	RPI	RPI	RPI	RPI
DIV. I ONLY	12- 18	228	2- 8	59	30	162	162	4	4	
DIV. I NON-CONF.	8- 3	67	0- 0	200	184	123	123	3	3	
TOTALS	RPI 1-25	RPI 26-50	W-L RECORDS	RPI 51-100	RPI 101-150	RPI 150+				
12- 18	0- 10	0- 1	OVERALL	3- 7	0- 0	9- 0				
11- 7	0- 5	0- 0	HOME	3- 2	0- 0	8- 0				
1- 10	0- 5	0- 1	AWAY	0- 4	0- 0	1- 0				
0- 1	0- 0	0- 0	NEUTRAL	0- 1	0- 0	0- 0				
8- 3	0- 2	0- 1	NON-CONFERENCE	1- 0	0- 0	7- 0				
8- 1	0- 1	0- 0	HOME	1- 0	0- 0	7- 0				
0- 2	0- 1	0- 1	AWAY	0- 0	0- 0	0- 0				
0- 0	0- 0	0- 0	NEUTRAL	0- 0	0- 0	0- 0				
4- 15	0- 8	0- 0	CONFERENCE	2- 7	0- 0	2- 0				
3- 6	0- 4	0- 0	HOME	2- 2	0- 0	1- 0				
1- 8	0- 4	0- 0	AWAY	0- 4	0- 0	1- 0				
0- 1	0- 0	0- 0	NEUTRAL	0- 1	0- 0	0- 0				

RPI	S	Opponent	Score	RPI	S	Opponent	Score	RPI	S	Opponent	Score	RPI	S	Opponent	Score	Team's RPI: 162
2	A	Notre Dame	59 92	35	A	LSU	61 67	53	A	West Virginia	73 77	185	A	Kansas	80 68	
6	A	Baylor	54 77					53	H	West Virginia	61 83	185	H	Kansas	83 68	
6	H	Baylor	73 91					55	A	Iowa St.	69 72	191	H	Texas Southern	77 48	
12	A	Texas	54 83					55	H	Iowa St.	80 75	209	H	Grambling	83 47	
12	H	Texas	69 77					76	A	Oklahoma St.	70 88	260	H	Butler	73 47	
20	A	Oklahoma	72 87					76	H	Oklahoma St.	67 82	288	H	McNeese	74 70	
20	H	Oklahoma	64 73					97	A	Texas Tech	64 79	304	H	Alcorn	95 39	
21	A	Kansas St.	63 74					97	H	Texas Tech	76 62	332	H	Incarnate Word	88 40	
21	H	Kansas St.	65 68					97	N	Texas Tech	58 76	339	H	Sam Houston St.	81 37	
23	H	Texas A&M	67 75					99	H	SMU	76 67					
LAST 12 Division I GAMES:																
97	N	Texas Tech	58 76	6	H	Baylor	73 91									
97	A	Texas Tech	64 79	97	H	Texas Tech	76 62									
20	H	Oklahoma	64 73	185	A	Kansas	80 68									
53	A	West Virginia	73 77	55	A	Iowa St.	69 72									
21	H	Kansas St.	65 68	12	H	Texas	69 77									
76	A	Oklahoma St.	70 88	185	H	Kansas	83 68									

Non-Div I Games:

TCU

Average RPI Win: 134	WON-LOST	WINNING	LAST 10	STRENGTH OF	OPP. STRENGTH	TEAM	ADJ.	CONF.	ADJ CONF.
Average RPI Loss: 55	RECORD	PCT. RANK	GAMES	SCHEDULE	OF SCHEDULE	RPI	RPI	RPI	RPI
DIV. I ONLY	24- 6	22	8- 2	53	50	18	18	5	5
DIV. I NON-CONF.	10- 3	54	1- 0	68	52	23	23	5	5
TOTALS	RPI 1-25	RPI 26-50	W-L RECORDS	RPI 51-100	RPI 101-150	RPI 150+			
24- 6	1- 2	2- 2	OVERALL	5- 1	4- 0	12- 1			
11- 2	1- 1	1- 1	HOME	2- 0	1- 0	6- 0			
12- 3	0- 1	1- 1	AWAY	3- 0	3- 0	5- 1			
1- 1	0- 0	0- 0	NEUTRAL	0- 1	0- 0	1- 0			
10- 3	1- 0	1- 1	NON-CONFERENCE	2- 1	1- 0	5- 1			
5- 0	1- 0	1- 0	HOME	0- 0	0- 0	3- 0			
5- 2	0- 0	0- 1	AWAY	2- 0	1- 0	2- 1			
0- 1	0- 0	0- 0	NEUTRAL	0- 1	0- 0	0- 0			
14- 3	0- 2	1- 1	CONFERENCE	3- 0	3- 0	7- 0			
6- 2	0- 1	0- 1	HOME	2- 0	1- 0	3- 0			
7- 1	0- 1	1- 0	AWAY	1- 0	2- 0	3- 0			
1- 0	0- 0	0- 0	NEUTRAL	0- 0	0- 0	1- 0			

RPI S	Opponent	Score	RPI S	Opponent	Score	RPI S	Opponent	Score	RPI S	Opponent	Score
1	A UConn	45 90	30	A South Fla.	77 71	54	A Villanova	83 48	102	A UCF	66 60
1	H UConn	69 97	30	H South Fla.	51 55	61	A Penn	63 53	108	A Saint Joseph's	86 70
16	H DePaul	84 74	40	H Quinnipiac	71 68	73	A Tulane	76 50	141	A Tulsa	58 49
			43	A Harvard	62 73	73	H Tulane	86 71	141	H Tulsa	70 43
						86	N Florida	76 83	159	H Fairfield	73 59
						99	H SMU	66 52	160	A Memphis	73 67
									160	H Memphis	66 51
									166	A East Carolina	76 43
									166	H East Carolina	78 47
									167	H La Salle	86 70
									170	A Houston	69 57
									170	N Houston	67 58
									171	A Hampton	65 71
									181	H Cincinnati	88 64
									223	A Rutgers	48 37
									273	H Vermont	53 39
									274	A Kennesaw St.	79 38
LAST 12 Division I GAMES:											
170	N Houston	67 58	166	A East Carolina	76 43						
102	A UCF	66 60	141	H Tulsa	70 43						
181	H Cincinnati	88 64	73	A Tulane	76 50						
1	A UConn	45 90	1	H UConn	69 97						
30	A South Fla.	77 71	30	H South Fla.	51 55						
99	H SMU	66 52	61	A Penn	63 53						

Non-Div I Games:

Temple

## Tennessee

Through Games Of March 4, 2017

Average RPI Win:	97	WON-LOST	WINNING	LAST 10	STRENGTH OF	OPP. STRENGTH	TEAM	ADJ.	CONF.	ADJ CONF.
Average RPI Loss:	67	RECORD	PCT. RANK	GAMES	SCHEDULE	OF SCHEDULE	RPI	RPI	RPI	RPI
DIV. I ONLY	19- 11	104	6- 4	4	26	22	22	2	2	
DIV. I NON-CONF.	9- 4	85	0- 0	8	35	14	14	2	2	
TOTALS	RPI 1-25	RPI 26-50	W-L RECORDS	RPI 51-100	RPI 101-150	RPI 150+				
19- 11	6- 4	2- 1	OVERALL	2- 2	4- 4	5- 0				
13- 3	4- 3	1- 0	HOME	1- 0	3- 0	4- 0				
6- 7	2- 1	1- 1	AWAY	1- 2	1- 3	1- 0				
0- 1	0- 0	0- 0	NEUTRAL	0- 0	0- 1	0- 0				
9- 4	2- 2	1- 0	NON-CONFERENCE	0- 1	2- 1	4- 0				
7- 1	2- 1	0- 0	HOME	0- 0	2- 0	3- 0				
2- 3	0- 1	1- 0	AWAY	0- 1	0- 1	1- 0				
0- 0	0- 0	0- 0	NEUTRAL	0- 0	0- 0	0- 0				
10- 7	4- 2	1- 1	CONFERENCE	2- 1	2- 3	1- 0				
6- 2	2- 2	1- 0	HOME	1- 0	1- 0	1- 0				
4- 4	2- 0	0- 1	AWAY	1- 1	1- 2	0- 0				
0- 1	0- 0	0- 0	NEUTRAL	0- 0	0- 1	0- 0				

RPI	S	Opponent	Score	RPI	S	Opponent	Score	RPI	S	Opponent	Score	RPI	S	Opponent	Score
2	H	Notre Dame	71 69	35	H	LSU	77 58	84	A	Penn St.	56 70	104	A	Virginia Tech	63 67
3	A	South Carolina	76 74	41	A	James Madison	81 69	85	A	Georgia	78 81	110	A	Vanderbilt	70 57
5	A	Mississippi St.	82 64	46	A	Auburn	61 79	86	A	Florida	84 75	110	H	Vanderbilt	91 63
5	H	Mississippi St.	64 74					86	H	Florida	74 70	116	A	Ole Miss	62 67
6	H	Baylor	66 88									125	H	Troy	110 84
8	H	Stanford	59 51									128	H	Navy	85 55
12	A	Texas	67 72									130	A	Alabama	57 65
14	H	Kentucky	72 65									130	N	Alabama	64 72
23	H	Texas A&M	59 61									168	H	Arkansas	59 46
24	H	Missouri	77 66									203	A	ETSU	83 58
												224	H	UNCW	90 54
												225	H	Appalachian St.	92 66
												254	H	Tennessee St.	86 36
LAST 12 Division I GAMES:															
130	N	Alabama	64 72	24	H	Missouri	77 66								
5	A	Mississippi St.	82 64	85	A	Georgia	78 81								
86	H	Florida	74 70	35	H	LSU	77 58								
168	H	Arkansas	59 46	3	A	South Carolina	76 74								
130	A	Alabama	57 65	86	A	Florida	84 75								
23	H	Texas A&M	59 61	110	H	Vanderbilt	91 63								

Non-Div I Games:

Tennessee

■ Loss, 
■ Non-Conf, S Site, 
■ Home 
■ Away 
N Neutral

## Tennessee St.

Through Games Of March 4, 2017

Average RPI Win:	236	WON-LOST	WINNING	LAST 10	STRENGTH OF	OPP. STRENGTH	TEAM	ADJ.	CONF.	ADJ CONF.
Average RPI Loss:	187	RECORD	PCT. RANK	GAMES	SCHEDULE	OF SCHEDULE	RPI	RPI	RPI	RPI
DIV. I ONLY	9- 16	251	3- 7	213	254	254	254	26	26	
DIV. I NON-CONF.	4- 5	198	0- 0	193	129	154	154	26	26	
TOTALS	RPI 1-25	RPI 26-50	W-L RECORDS	RPI 51-100	RPI 101-150	RPI 150+				
9- 16	0- 1	0- 0	OVERALL	0- 4	1- 0	8- 11				
6- 3	0- 0	0- 0	HOME	0- 1	0- 0	6- 2				
2- 12	0- 1	0- 0	AWAY	0- 3	1- 0	1- 8				
1- 1	0- 0	0- 0	NEUTRAL	0- 0	0- 0	1- 1				
4- 5	0- 1	0- 0	NON-CONFERENCE	0- 2	1- 0	3- 2				
1- 0	0- 0	0- 0	HOME	0- 0	0- 0	1- 0				
2- 4	0- 1	0- 0	AWAY	0- 2	1- 0	1- 1				
1- 1	0- 0	0- 0	NEUTRAL	0- 0	0- 0	1- 1				
5- 11	0- 0	0- 0	CONFERENCE	0- 2	0- 0	5- 9				
5- 3	0- 0	0- 0	HOME	0- 1	0- 0	5- 2				
0- 8	0- 0	0- 0	AWAY	0- 1	0- 0	0- 7				
0- 0	0- 0	0- 0	NEUTRAL	0- 0	0- 0	0- 0				

RPI 1-25				RPI 26-50				RPI 51-100				RPI 101+ Team's RPI: 254			
RPI	S	Opponent	Score	RPI	S	Opponent	Score	RPI	S	Opponent	Score	RPI	S	Opponent	Score
22	A	Tennessee	36 86					60	A	Belmont	71 87	101	A	Stetson	56 50
								60	H	Belmont	60 70	177	N	Bethune-Cookman	69 60
								76	A	Oklahoma St.	48 86	182	A	Morehead St.	74 87
								92	A	UNLV	48 69	182	H	Morehead St.	69 66
												200	A	Xavier	54 63
												207	A	SIUE	52 73
												212	N	Wisconsin	70 80
												220	H	UT Martin	85 80
												251	A	Jacksonville St.	56 69
												251	H	Jacksonville St.	64 51
												262	A	Austin Peay	63 79
												264	A	Murray St.	72 80
												268	H	Southeast Mo. St.	67 75
												270	A	Eastern Ky.	62 66
												270	H	Eastern Ky.	78 64
												282	A	Tennessee Tech	59 64
												282	H	Tennessee Tech	59 72
												297	A	Lipscomb	77 71
												300	H	Eastern Ill.	69 58
												322	H	Arkansas St.	76 66
LAST 12 Division I GAMES:															
60	A	Belmont	71 87	300	H	Eastern Ill.	69 58								
270	H	Eastern Ky.	78 64	60	H	Belmont	60 70								
182	A	Morehead St.	74 87	207	A	SIUE	52 73								
251	A	Jacksonville St.	56 69	251	H	Jacksonville St.	64 51								
282	H	Tennessee Tech	59 72	282	A	Tennessee Tech	59 64								
262	A	Austin Peay	63 79	270	A	Eastern Ky.	62 66								

Non-Div I Games: Fisk 97 41

Tennessee St.

■ Loss, 
 ■ Non-Conf, 
 ■ S Site, 
 ■ Home 
 ■ A Away 
 N Neutral

## Tennessee Tech

Through Games Of March 4, 2017

Average RPI Win:	268	WON-LOST	WINNING	LAST 10	STRENGTH OF	OPP. STRENGTH	TEAM	ADJ.	CONF.	ADJ CONF.
Average RPI Loss:	181	RECORD	PCT. RANK	GAMES	SCHEDULE	OF SCHEDULE	RPI	RPI	RPI	RPI
DIV. I ONLY	9- 20	272	3- 7	203	291	282	282	26	26	
DIV. I NON-CONF.	2- 10	305	0- 0	205	297	310	310	26	26	
TOTALS	RPI 1-25	RPI 26-50	W-L RECORDS	RPI 51-100	RPI 101-150	RPI 150+				
9- 20	0- 0	0- 0	OVERALL	0- 4	0- 3	9- 13				
6- 7	0- 0	0- 0	HOME	0- 2	0- 1	6- 4				
3- 12	0- 0	0- 0	AWAY	0- 2	0- 2	3- 8				
0- 1	0- 0	0- 0	NEUTRAL	0- 0	0- 0	0- 1				
2- 10	0- 0	0- 0	NON-CONFERENCE	0- 2	0- 3	2- 5				
1- 4	0- 0	0- 0	HOME	0- 1	0- 1	1- 2				
1- 6	0- 0	0- 0	AWAY	0- 1	0- 2	1- 3				
0- 0	0- 0	0- 0	NEUTRAL	0- 0	0- 0	0- 0				
7- 10	0- 0	0- 0	CONFERENCE	0- 2	0- 0	7- 8				
5- 3	0- 0	0- 0	HOME	0- 1	0- 0	5- 2				
2- 6	0- 0	0- 0	AWAY	0- 1	0- 0	2- 5				
0- 1	0- 0	0- 0	NEUTRAL	0- 0	0- 0	0- 1				

RPI S	Opponent	Score	RPI S	Opponent	Score	RPI S	Opponent	Score	RPI S	Opponent	Score	Team's RPI: 282
						60	A Belmont	75 89	110	A Vanderbilt	57 89	
						60	H Belmont	66 85	127	A Radford	46 79	
						65	A IUPUI	63 77	136	H Wright St.	54 65	
						82	H Middle Tenn.	62 73	181	A Cincinnati	38 60	
									182	A Morehead St.	65 79	
									182	H Morehead St.	52 81	
									201	H UNG	59 65	
									203	H ETSU	76 82	
									207	A SIUE	49 60	
									207 N	SIUE	69 77	
									220	H UT Martin	81 71	
									241	A UNC Asheville	65 77	
									251	A Jacksonville St.	44 57	
									251	H Jacksonville St.	56 54	
									254	A Tennessee St.	72 59	
									254	H Tennessee St.	64 59	
									262	H Austin Peay	84 87	
									264	H Murray St.	72 54	
									268	A Southeast Mo. St.	74 63	
									270	A Eastern Ky.	65 78	
									270	H Eastern Ky.	53 51	
									294	H Northern Ky.	55 40	
									297	A Lipscomb	69 71	
									300	A Eastern Ill.	46 54	
									341	A Winthrop	73 50	
LAST 12 Division I GAMES:												
			207 N	SIUE	69 77	300	A Eastern Ill.	46 54				
			270	A Eastern Ky.	65 78	220	H UT Martin	81 71				
			182	H Morehead St.	52 81	270	H Eastern Ky.	53 51				
			251	A Jacksonville St.	44 57	182	A Morehead St.	65 79				
			60	H Belmont	66 85	60	A Belmont	75 89				
			254	A Tennessee St.	72 59	254	H Tennessee St.	64 59				

Non-Div I Games: Tenn. Wesleyan 54 41

Tennessee Tech

Loss, Non-Conf, S Site, H Home A Away N Neutral

Average RPI Win: <b>114</b>	WON-LOST	WINNING	LAST 10	STRENGTH OF	OPP. STRENGTH	TEAM	ADJ.	CONF.	ADJ CONF.
Average RPI Loss: <b>14</b>	RECORD	PCT. RANK	GAMES	SCHEDULE	OF SCHEDULE	RPI	RPI	RPI	RPI
DIV. I ONLY	<b>23- 7</b>	<b>34</b>	<b>7- 3</b>	<b>7</b>	<b>4</b>	<b>12</b>	<b>12</b>	<b>4</b>	<b>4</b>
DIV. I NON-CONF.	<b>7- 4</b>	<b>114</b>	<b>1- 0</b>	<b>9</b>	<b>8</b>	<b>36</b>	<b>36</b>	<b>3</b>	<b>3</b>
TOTALS	RPI 1-25	RPI 26-50	W-L RECORDS	RPI 51-100	RPI 101-150	RPI 150+			
23- 7	6- 6	0- 0	OVERALL	8- 1	0- 0	9- 0			
13- 3	3- 2	0- 0	HOME	3- 1	0- 0	7- 0			
9- 3	3- 3	0- 0	AWAY	4- 0	0- 0	2- 0			
1- 1	0- 1	0- 0	NEUTRAL	1- 0	0- 0	0- 0			
7- 4	2- 4	0- 0	NON-CONFERENCE	0- 0	0- 0	5- 0			
6- 1	1- 1	0- 0	HOME	0- 0	0- 0	5- 0			
1- 2	1- 2	0- 0	AWAY	0- 0	0- 0	0- 0			
0- 1	0- 1	0- 0	NEUTRAL	0- 0	0- 0	0- 0			
16- 3	4- 2	0- 0	CONFERENCE	8- 1	0- 0	4- 0			
7- 2	2- 1	0- 0	HOME	3- 1	0- 0	2- 0			
8- 1	2- 1	0- 0	AWAY	4- 0	0- 0	2- 0			
1- 0	0- 0	0- 0	NEUTRAL	1- 0	0- 0	0- 0			

RPI S	Opponent	Score	RPI S	Opponent	Score	RPI S	Opponent	Score	RPI S	Opponent	Score
1	N UConn	54 <b>72</b>				53	A West Virginia	73 63	162	A TCU	77 69
3	H South Carolina	67 <b>76</b>				53	H West Virginia	69 54	162	H TCU	83 54
5	A Mississippi St.	68 <b>79</b>				55	A Iowa St.	75 68	178	H UTSA	76 43
6	A Baylor	85 79				55	H Iowa St.	66 <b>70</b>	185	A Kansas	66 54
6	H Baylor	67 <b>70</b>				76	A Oklahoma St.	85 71	185	H Kansas	75 42
8	A Stanford	59 <b>71</b>				76	H Oklahoma St.	66 35	219	H New Orleans	80 48
13	A Florida St.	92 88				76	N Oklahoma St.	71 60	222	H UTRGV	85 61
20	A Oklahoma	73 <b>74</b>				97	A Texas Tech	77 57	293	H Northwestern St.	86 39
20	H Oklahoma	86 68				97	H Texas Tech	67 47	338	H Houston Baptist	98 46
21	A Kansas St.	69 61									
21	H Kansas St.	63 58									
22	H Tennessee	72 67									
LAST 12 Division I GAMES:											
76	N Oklahoma St.	71 60	185	H Kansas	75 42						
21	A Kansas St.	69 61	6	A Baylor	85 79						
55	H Iowa St.	66 <b>70</b>	21	H Kansas St.	63 58						
6	H Baylor	67 <b>70</b>	76	A Oklahoma St.	85 71						
20	A Oklahoma	73 <b>74</b>	53	H West Virginia	69 54						
13	A Florida St.	92 88	162	A TCU	77 69						

Non-Div I Games:

Texas



Average RPI Win:	106	WON-LOST	WINNING	LAST 10	STRENGTH OF	OPP. STRENGTH	TEAM	ADJ.	CONF.	ADJ CONF.
Average RPI Loss:	46	RECORD	PCT. RANK	GAMES	SCHEDULE	OF SCHEDULE	RPI	RPI	RPI	RPI
DIV. I ONLY	21- 11	92	5- 5	8	32	23	23	2	2	
DIV. I NON-CONF.	10- 3	54	0- 0	35	104	34	34	2	2	
TOTALS	RPI 1-25	RPI 26-50	W-L RECORDS	RPI 51-100	RPI 101-150	RPI 150+				
21- 11	3- 5	4- 2	OVERALL	6- 3	3- 1	5- 0				
12- 3	0- 2	2- 0	HOME	4- 1	3- 0	3- 0				
5- 6	2- 2	1- 1	AWAY	1- 2	0- 1	1- 0				
4- 2	1- 1	1- 1	NEUTRAL	1- 0	0- 0	1- 0				
10- 3	0- 0	2- 1	NON-CONFERENCE	3- 2	1- 0	4- 0				
6- 1	0- 0	0- 0	HOME	3- 1	1- 0	2- 0				
2- 1	0- 0	1- 0	AWAY	0- 1	0- 0	1- 0				
2- 1	0- 0	1- 1	NEUTRAL	0- 0	0- 0	1- 0				
11- 8	3- 5	2- 1	CONFERENCE	3- 1	2- 1	1- 0				
6- 2	0- 2	2- 0	HOME	1- 0	2- 0	1- 0				
3- 5	2- 2	0- 1	AWAY	1- 1	0- 1	0- 0				
2- 1	1- 1	0- 0	NEUTRAL	1- 0	0- 0	0- 0				

RPI	S	Opponent	Score	RPI	S	Opponent	Score	RPI	S	Opponent	Score	RPI	S	Opponent	Score
3	H	South Carolina	64 80	29	N	Syracuse	105 84	85	A	Georgia	59 69	107	H	Abilene Christian	71 45
5	A	Mississippi St.	61 71	35	A	LSU	63 67	86	A	Florida	67 59	110	H	Vanderbilt	77 72
5	H	Mississippi St.	67 72	35	H	LSU	54 52	86	H	Florida	84 76	116	A	Ole Miss	49 62
5	N	Mississippi St.	50 66	36	N	Dayton	57 74	86	N	Florida	67 48	130	H	Alabama	69 48
14	A	Kentucky	77 68	45	A	Little Rock	55 37	90	H	Southern California	62 66	162	A	TCU	75 67
22	A	Tennessee	61 59	46	H	Auburn	66 61	96	H	Central Ark.	74 49	168	H	Arkansas	90 65
24	A	Missouri	76 78					97	H	Texas Tech	98 90	227	N	Southern U.	81 58
24	N	Missouri	62 48					99	A	SMU	53 54	269	H	Prairie View	90 62
								100	H	SFA	63 48	287	H	A&M-Corpus Christi	84 55
LAST 12 Division I GAMES:															
5	N	Mississippi St.	50 66	35	A	LSU	63 67								
24	N	Missouri	62 48	22	A	Tennessee	61 59								
86	N	Florida	67 48	130	H	Alabama	69 48								
116	A	Ole Miss	49 62	46	H	Auburn	66 61								
3	H	South Carolina	64 80	86	H	Florida	84 76								
5	H	Mississippi St.	67 72	5	A	Mississippi St.	61 71								

Non-Div I Games:

Texas A&amp;M

■ Loss, 
 ■ Non-Conf, S Site, 
 ■ Home 
 ■ Away 
 N Neutral

## Texas Southern

Through Games Of March 4, 2017

Average RPI Win:	276	WON-LOST	WINNING	LAST 10	STRENGTH OF	OPP. STRENGTH	TEAM	ADJ.	CONF.	ADJ CONF.
Average RPI Loss:	224	RECORD	PCT. RANK	GAMES	SCHEDULE	OF SCHEDULE	RPI	RPI	RPI	RPI
DIV. I ONLY	19- 9	79	8- 2	345	324	191	191	30	30	
DIV. I NON-CONF.	5- 5	165	0- 0	333	231	207	207	30	30	
TOTALS	RPI 1-25	RPI 26-50	W-L RECORDS	RPI 51-100	RPI 101-150	RPI 150+				
19- 9	0- 0	0- 0	OVERALL	0- 1	0- 0	19- 8				
8- 2	0- 0	0- 0	HOME	0- 0	0- 0	8- 2				
10- 7	0- 0	0- 0	AWAY	0- 1	0- 0	10- 6				
1- 0	0- 0	0- 0	NEUTRAL	0- 0	0- 0	1- 0				
5- 5	0- 0	0- 0	NON-CONFERENCE	0- 1	0- 0	5- 4				
0- 1	0- 0	0- 0	HOME	0- 0	0- 0	0- 1				
4- 4	0- 0	0- 0	AWAY	0- 1	0- 0	4- 3				
1- 0	0- 0	0- 0	NEUTRAL	0- 0	0- 0	1- 0				
14- 4	0- 0	0- 0	CONFERENCE	0- 0	0- 0	14- 4				
8- 1	0- 0	0- 0	HOME	0- 0	0- 0	8- 1				
6- 3	0- 0	0- 0	AWAY	0- 0	0- 0	6- 3				
0- 0	0- 0	0- 0	NEUTRAL	0- 0	0- 0	0- 0				

RPI S	Opponent	Score	RPI S	Opponent	Score	RPI S	Opponent	Score	RPI S	Opponent	Score	Team's RPI: 191
						99 A	SMU	36 61	162 A	TCU	48 77	
									163 H	Rice	49 52	
									164 A	Texas St.	66 53	
									209 A	Grambling	52 64	
									209 H	Grambling	69 61	
									211 A	Alabama St.	55 50	
									211 H	Alabama St.	52 48	
									219 A	New Orleans	57 63	
									227 A	Southern U.	77 71	
									227 H	Southern U.	58 46	
									231 N	Presbyterian	74 62	
									269 A	Prairie View	70 62	
									269 H	Prairie View	73 51	
									284 A	Ark.-Pine Bluff	45 49	
									284 H	Ark.-Pine Bluff	60 71	
									287 A	A&M-Corpus Christi	61 64	
									299 A	UTEP	89 68	
									304 A	Alcorn	57 53	
									304 H	Alcorn	64 45	
									307 A	FIU	70 62	
									309 A	Mississippi Val.	74 75	
									309 H	Mississippi Val.	60 54	
									333 A	Jackson St.	66 63	
									333 H	Jackson St.	62 52	
									338 A	Houston Baptist	50 34	
									349 A	Alabama A&M	53 39	
LAST 12 Division I GAMES:												
			227 H	Southern U.	58 46		333 A	Jackson St.	66 63			
			304 H	Alcorn	64 45		209 A	Grambling	52 64			
			349 A	Alabama A&M	53 39		269 H	Prairie View	73 51			
			211 A	Alabama St.	55 50		349 H	Alabama A&M	60 51			
			309 H	Mississippi Val.	60 54		211 H	Alabama St.	52 48			
			284 H	Ark.-Pine Bluff	60 71		309 A	Mississippi Val.	74 75			

Non-Div I Games: P.R.-Bayamon 64 58

Texas Southern

Loss, Non-Conf, S Site, H Home A Away N Neutral

T  
e  
x  
a  
s  
S  
o  
u  
t  
h  
e  
r  
n

Texas Southern  
RPI S Opponent Score

Through Games Of March 4, 2017

RPI	S	Opponent	Score
349	H	Alabama A&M	60 51

T  
e  
x  
a  
s  
S  
o  
u  
t  
h  
e  
r  
n

Texas Southern

Average RPI Win:	226	WON-LOST	WINNING	LAST 10	STRENGTH OF	OPP. STRENGTH	TEAM	ADJ.	CONF.	ADJ CONF.
Average RPI Loss:	178	RECORD	PCT. RANK	GAMES	SCHEDULE	OF SCHEDULE	RPI	RPI	RPI	RPI
DIV. I ONLY	16- 12	125	6- 4	253	239	164	164	21	21	
DIV. I NON-CONF.	5- 5	165	0- 0	249	266	190	190	19	19	
TOTALS	RPI 1-25	RPI 26-50	W-L RECORDS	RPI 51-100	RPI 101-150	RPI 150+				
16- 12	0- 1	1- 0	OVERALL	1- 2	2- 2	12- 7				
10- 3	0- 0	1- 0	HOME	0- 1	2- 0	7- 2				
6- 9	0- 1	0- 0	AWAY	1- 1	0- 2	5- 5				
0- 0	0- 0	0- 0	NEUTRAL	0- 0	0- 0	0- 0				
5- 5	0- 1	0- 0	NON-CONFERENCE	0- 1	0- 0	5- 3				
3- 1	0- 0	0- 0	HOME	0- 0	0- 0	3- 1				
2- 4	0- 1	0- 0	AWAY	0- 1	0- 0	2- 2				
0- 0	0- 0	0- 0	NEUTRAL	0- 0	0- 0	0- 0				
11- 7	0- 0	1- 0	CONFERENCE	1- 1	2- 2	7- 4				
7- 2	0- 0	1- 0	HOME	0- 1	2- 0	4- 1				
4- 5	0- 0	0- 0	AWAY	1- 0	0- 2	3- 3				
0- 0	0- 0	0- 0	NEUTRAL	0- 0	0- 0	0- 0				

RPI 1-25			RPI 26-50			RPI 51-100			RPI 101+ Team's RPI: 164		
RPI	S	Opponent	Score	RPI	S	Opponent	Score	RPI	S	Opponent	Score
6	A	Baylor	24 90	45	H	Little Rock	64 47	83	A	UT Arlington	75 69
								83	H	UT Arlington	39 61
								99	A	SMU	56 64
								125	A	Troy	54 65
								125	H	Troy	74 72
								150	A	Louisiana	43 62
								150	H	Louisiana	62 40
								170	A	Houston	61 56
								178	A	UTSA	47 72
								191	H	Texas Southern	53 66
								196	A	North Texas	59 58
								225	A	Appalachian St.	53 37
								225	H	Appalachian St.	64 66
								232	A	Ga. Southern	69 71
								245	A	Coastal Caro.	48 64
								245	H	Coastal Caro.	83 62
								252	A	South Ala.	57 44
								252	H	South Ala.	55 39
								255	A	Georgia St.	62 51
								269	A	Prairie View	60 64
								287	H	A&M-Corpus Christi	57 50
								322	H	Arkansas St.	63 43
								330	A	La.-Monroe	59 61
								330	H	La.-Monroe	63 50
								332	H	Incarnate Word	67 50
								339	H	Sam Houston St.	69 46
LAST 12 Division I GAMES:											
330	A	La.-Monroe	59 61	45	H	Little Rock	64 47				
150	A	Louisiana	43 62	322	H	Arkansas St.	63 43				
125	H	Troy	74 72	83	A	UT Arlington	75 69				
252	H	South Ala.	55 39	245	A	Coastal Caro.	48 64				
232	A	Ga. Southern	69 71	225	A	Appalachian St.	53 37				
255	A	Georgia St.	62 51	150	H	Louisiana	62 40				

Non-Div I Games: St. Edward's 51 65

Texas St.

■ Loss, 
 ■ Non-Conf, S Site, 
 ■ Home 
 ■ Away 
 N Neutral

Average RPI Win:	143	WON-LOST	WINNING	LAST 10	STRENGTH OF	OPP. STRENGTH	TEAM	ADJ.	CONF.	ADJ CONF.
Average RPI Loss:	51	RECORD	PCT. RANK	GAMES	SCHEDULE	OF SCHEDULE	RPI	RPI	RPI	RPI
DIV. I ONLY	14- 17	203	3- 7	16	29	97	97	4	4	
DIV. I NON-CONF.	8- 3	67	0- 0	40	122	37	37	3	3	
TOTALS	RPI 1-25	RPI 26-50	W-L RECORDS	RPI 51-100	RPI 101-150	RPI 150+				
14- 17	0- 11	0- 0	OVERALL	5- 3	3- 0	6- 3				
12- 4	0- 4	0- 0	HOME	5- 0	2- 0	5- 0				
0- 12	0- 6	0- 0	AWAY	0- 3	0- 0	0- 3				
2- 1	0- 1	0- 0	NEUTRAL	0- 0	1- 0	1- 0				
8- 3	0- 2	0- 0	NON-CONFERENCE	2- 0	3- 0	3- 1				
7- 0	0- 0	0- 0	HOME	2- 0	2- 0	3- 0				
0- 3	0- 2	0- 0	AWAY	0- 0	0- 0	0- 1				
1- 0	0- 0	0- 0	NEUTRAL	0- 0	1- 0	0- 0				
6- 14	0- 9	0- 0	CONFERENCE	3- 3	0- 0	3- 2				
5- 4	0- 4	0- 0	HOME	3- 0	0- 0	2- 0				
0- 9	0- 4	0- 0	AWAY	0- 3	0- 0	0- 2				
1- 1	0- 1	0- 0	NEUTRAL	0- 0	0- 0	1- 0				

RPI	S	Opponent	Score	RPI	S	Opponent	Score	RPI	S	Opponent	Score	RPI	S	Opponent	Score
6	A	Baylor	48 86					53	A	West Virginia	79 89	114	H	North Dakota	90 80
6	H	Baylor	61 79					53	H	West Virginia	75 66	122	N	Fordham	59 50
6	N	Baylor	63 95					55	A	Iowa St.	68 79	147	H	New Mexico	69 58
12	A	Texas	47 67					55	H	Iowa St.	75 66	162	A	TCU	62 76
12	H	Texas	57 77					76	A	Oklahoma St.	62 75	162	H	TCU	79 64
15	A	Miami (FL)	56 74					76	H	Oklahoma St.	70 65	162	N	TCU	76 58
20	A	Oklahoma	45 66					83	H	UT Arlington	79 60	168	A	Arkansas	60 66
20	H	Oklahoma	56 64					96	H	Central Ark.	79 45	170	H	Houston	84 60
21	A	Kansas St.	54 68									185	A	Kansas	60 66
21	H	Kansas St.	53 65									185	H	Kansas	75 60
23	A	Texas A&M	90 98									269	H	Prairie View	85 43
												304	H	Alcorn	90 37
LAST 12 Division I GAMES:															
		6 N Baylor	63 95			55 A Iowa St.	68 79								
		162 N TCU	76 58			20 H Oklahoma	56 64								
		162 H TCU	79 64			162 A TCU	62 76								
		6 A Baylor	48 86			6 H Baylor	61 79								
		76 A Oklahoma St.	62 75			21 H Kansas St.	53 65								
		185 H Kansas	75 60			185 A Kansas	60 66								

Non-Div I Games:

Texas Tech

■ Loss, 
■ Non-Conf, 
■ S Site, 
■ H Home 
■ A Away 
N Neutral

Average RPI Win:	194	WON-LOST	WINNING	LAST 10	STRENGTH OF	OPP. STRENGTH	TEAM	ADJ.	CONF.	ADJ CONF.
Average RPI Loss:	58	RECORD	PCT. RANK	GAMES	SCHEDULE	OF SCHEDULE	RPI	RPI	RPI	RPI
DIV. I ONLY	20- 8	61	8- 2	87	98	59	59	10	10	
DIV. I NON-CONF.	8- 2	49	0- 0	230	38	82	82	11	11	
TOTALS	RPI 1-25	RPI 26-50	W-L RECORDS	RPI 51-100	RPI 101-150	RPI 150+				
20- 8	0- 2	2- 1	OVERALL	3- 4	1- 1	14- 0				
10- 4	0- 1	1- 0	HOME	1- 2	0- 1	8- 0				
9- 3	0- 0	1- 1	AWAY	2- 2	1- 0	5- 0				
1- 1	0- 1	0- 0	NEUTRAL	0- 0	0- 0	1- 0				
8- 2	0- 2	1- 0	NON-CONFERENCE	0- 0	0- 0	7- 0				
4- 1	0- 1	0- 0	HOME	0- 0	0- 0	4- 0				
3- 0	0- 0	1- 0	AWAY	0- 0	0- 0	2- 0				
1- 1	0- 1	0- 0	NEUTRAL	0- 0	0- 0	1- 0				
12- 6	0- 0	1- 1	CONFERENCE	3- 4	1- 1	7- 0				
6- 3	0- 0	1- 0	HOME	1- 2	0- 1	4- 0				
6- 3	0- 0	0- 1	AWAY	2- 2	1- 0	3- 0				
0- 0	0- 0	0- 0	NEUTRAL	0- 0	0- 0	0- 0				

RPI 1-25			RPI 26-50			RPI 51-100			Team's RPI: 59	RPI 101+		
RPI	S	Opponent	Score	RPI	S	Opponent	Score	RPI	S	Opponent	Score	RPI
2	H	Notre Dame	68 85	36	A	Dayton	76 72	57	A	Ohio	55 61	115
9	N	UCLA	73 75	38	A	Central Mich.	61 72	57	H	Ohio	55 64	115
				38	H	Central Mich.	74 72	91	A	Northern Ill.	79 75	155
								91	H	Northern Ill.	73 77	172
								93	A	Kent St.	60 70	172
								94	A	Buffalo	73 64	172
								94	H	Buffalo	85 63	180
										239	A	Akron
										242	H	Miami (OH)
										248	H	St. Bonaventure
										258	H	Bowling Green
										278	N	Davidson
										283	A	Eastern Mich.
										283	H	Eastern Mich.
										287	A	A&M-Corpus Christi
										301	H	Rhode Island
										318	H	Ill.-Chicago
LAST 12 Division I GAMES:												
115	A	Ball St.	76 66	258	H	Bowling Green	74 59					
91	A	Northern Ill.	79 75	172	A	Western Mich.	72 66					
172	H	Western Mich.	75 67	57	A	Ohio	55 61					
283	H	Eastern Mich.	65 57	94	H	Buffalo	85 63					
38	A	Central Mich.	61 72	38	H	Central Mich.	74 72					
239	A	Akron	61 57	93	A	Kent St.	60 70					

Non-Div I Games: Madonna 99 47

Toledo

Average RPI Win: <b>198</b>	WON-LOST	WINNING	LAST 10	STRENGTH OF	OPP. STRENGTH	TEAM	ADJ.	CONF.	ADJ CONF.
Average RPI Loss: <b>130</b>	RECORD	PCT. RANK	GAMES	SCHEDULE	OF SCHEDULE	RPI	RPI	RPI	RPI
DIV. I ONLY	<b>12- 17</b>	<b>221</b>	<b>1- 9</b>	<b>136</b>	<b>130</b>	<b>199</b>	<b>199</b>	<b>9</b>	<b>9</b>
DIV. I NON-CONF.	<b>7- 4</b>	<b>114</b>	<b>0- 0</b>	<b>234</b>	<b>309</b>	<b>174</b>	<b>174</b>	<b>8</b>	<b>8</b>
TOTALS	RPI 1-25	RPI 26-50	W-L RECORDS	RPI 51-100	RPI 101-150	RPI 150+			
12- 17	0- 1	2- 2	OVERALL	0- 3	2- 6	8- 5			
8- 8	0- 0	1- 1	HOME	0- 2	2- 3	5- 2			
4- 9	0- 1	1- 1	AWAY	0- 1	0- 3	3- 3			
0- 0	0- 0	0- 0	NEUTRAL	0- 0	0- 0	0- 0			
7- 4	0- 1	0- 0	NON-CONFERENCE	0- 1	1- 1	6- 1			
5- 2	0- 0	0- 0	HOME	0- 1	1- 1	4- 0			
2- 2	0- 1	0- 0	AWAY	0- 0	0- 0	2- 1			
0- 0	0- 0	0- 0	NEUTRAL	0- 0	0- 0	0- 0			
5- 13	0- 0	2- 2	CONFERENCE	0- 2	1- 5	2- 4			
3- 6	0- 0	1- 1	HOME	0- 1	1- 2	1- 2			
2- 7	0- 0	1- 1	AWAY	0- 1	0- 3	1- 2			
0- 0	0- 0	0- 0	NEUTRAL	0- 0	0- 0	0- 0			

RPI 1-25				RPI 26-50				RPI 51-100				RPI 101+ Team's RPI: 199			
RPI	S	Opponent	Score	RPI	S	Opponent	Score	RPI	S	Opponent	Score	RPI	S	Opponent	Score
17	A	Maryland	63 <b>97</b>	27	A	Elon	55 <b>83</b>	64	H	Georgetown	59 <b>75</b>	109	H	Rider	75 <b>79</b>
				27	H	Elon	65 <b>67</b>	80	A	Drexel	48 <b>58</b>	126	H	Cornell	68 63
				41	A	James Madison	60 55	80	H	Drexel	65 <b>80</b>	129	A	William & Mary	55 <b>68</b>
				41	H	James Madison	54 51					129	H	William & Mary	64 60
												135	A	Delaware	59 <b>75</b>
												135	H	Delaware	67 <b>73</b>
												148	A	Northeastern	64 <b>72</b>
												148	H	Northeastern	51 <b>63</b>
												188	A	Hofstra	59 56
												188	H	Hofstra	61 <b>70</b>
												193	H	George Mason	79 75
												204	A	Col. of Charleston	54 <b>59</b>
												204	H	Col. of Charleston	61 59
												208	A	UMBC	59 48
												224	A	UNCW	56 <b>59</b>
												224	H	UNCW	42 <b>48</b>
												272	H	Norfolk St.	61 58
												275	A	Colgate	71 <b>76</b>
												286	H	Coppin St.	69 65
												342	A	Wagner	69 40
												343	H	UMass Lowell	90 56
LAST 12 Division I GAMES:															
135	A	Delaware	59 <b>75</b>	224	H	UNCW	42 <b>48</b>								
27	H	Elon	65 <b>67</b>	204	A	Col. of Charleston	54 <b>59</b>								
188	A	Hofstra	59 56	27	A	Elon	55 <b>83</b>								
148	H	Northeastern	51 <b>63</b>	135	H	Delaware	67 <b>73</b>								
80	H	Drexel	65 <b>80</b>	224	A	UNCW	56 <b>59</b>								
129	A	William & Mary	55 <b>68</b>	41	A	James Madison	60 55								

Non-Div I Games:

Towson

■ Loss, 
 ■ Non-Conf, 
 ■ S Site, 
 ■ H Home 
 ■ A Away 
 N Neutral

Average RPI Win: <b>227</b>	WON-LOST	WINNING	LAST 10	STRENGTH OF	OPP. STRENGTH	TEAM	ADJ.	CONF.	ADJ CONF.
Average RPI Loss: <b>108</b>	RECORD	PCT. RANK	GAMES	SCHEDULE	OF SCHEDULE	RPI	RPI	RPI	RPI
DIV. I ONLY	<b>17- 10</b>	<b>107</b>	<b>5- 5</b>	<b>178</b>	<b>182</b>	<b>125</b>	<b>125</b>	<b>21</b>	<b>21</b>
DIV. I NON-CONF.	<b>5- 4</b>	<b>143</b>	<b>0- 0</b>	<b>133</b>	<b>65</b>	<b>102</b>	<b>102</b>	<b>19</b>	<b>19</b>
TOTALS	RPI 1-25	RPI 26-50	W-L RECORDS	RPI 51-100	RPI 101-150	RPI 150+			
17- 10	0- 1	0- 3	OVERALL	3- 2	0- 1	14- 3			
9- 3	0- 0	0- 1	HOME	2- 0	0- 0	7- 2			
6- 7	0- 0	0- 0	AWAY	0- 0	0- 0	6- 0			
2- 0	0- 0	0- 0	NEUTRAL	1- 0	0- 0	1- 0			
5- 4	0- 1	0- 1	NON-CONFERENCE	2- 1	0- 0	3- 1			
2- 1	0- 0	0- 0	HOME	1- 0	0- 0	1- 1			
1- 3	0- 1	0- 1	AWAY	0- 1	0- 0	1- 0			
2- 0	0- 0	0- 0	NEUTRAL	1- 0	0- 0	1- 0			
12- 6	0- 0	0- 2	CONFERENCE	1- 1	0- 1	11- 2			
7- 2	0- 0	0- 1	HOME	1- 0	0- 0	6- 1			
5- 4	0- 0	0- 1	AWAY	0- 1	0- 1	5- 1			
0- 0	0- 0	0- 0	NEUTRAL	0- 0	0- 0	0- 0			

RPI 1-25				RPI 26-50				RPI 51-100				RPI 101+				Team's RPI: 125	
RPI	S	Opponent	Score	RPI	S	Opponent	Score	RPI	S	Opponent	Score	RPI	S	Opponent	Score		
22	A	Tennessee	84 110	45	A	Little Rock	74 77	54	N	Villanova	93 85	150	A	Louisiana	72 80		
				45	H	Little Rock	63 74	60	H	Belmont	91 74	164	A	Texas St.	72 74		
				46	A	Auburn	52 61	83	A	UT Arlington	72 78	164	H	Texas St.	65 54		
								83	H	UT Arlington	85 68	173	H	UAB	77 81		
								98	A	Jacksonville	70 77	211	H	Alabama St.	95 66		
												225	H	Appalachian St.	86 77		
												232	A	Ga. Southern	89 86		
												232	H	Ga. Southern	77 67		
												245	H	Coastal Caro.	78 66		
												252	A	South Ala.	73 57		
												252	H	South Ala.	75 71		
												255	A	Georgia St.	87 69		
												255	H	Georgia St.	65 68		
												290	A	Nicholls St.	100 75		
												322	A	Arkansas St.	83 75		
												322	H	Arkansas St.	90 77		
												323	N	Loyola Chicago	91 67		
												330	A	La.-Monroe	94 67		
LAST 12 Division I GAMES:																	
				45	H	Little Rock	63 74	150	A	Louisiana	72 80						
				322	H	Arkansas St.	90 77	330	A	La.-Monroe	94 67						
				164	A	Texas St.	72 74	252	H	South Ala.	75 71						
				83	A	UT Arlington	72 78	255	H	Georgia St.	65 68						
				245	H	Coastal Caro.	78 66	232	H	Ga. Southern	77 67						
				225	H	Appalachian St.	86 77	322	A	Arkansas St.	83 75						

Non-Div I Games: Armstrong St. 118 72 Thomas (GA) 110 55

Troy



Average RPI Win: 159		WON-LOST	WINNING	LAST 10	STRENGTH OF	OPP. STRENGTH	TEAM	ADJ.	CONF.	ADJ CONF.
Average RPI Loss: 61		RECORD	PCT. RANK	GAMES	SCHEDULE	OF SCHEDULE	RPI	RPI	RPI	RPI
DIV. I ONLY		16- 14	159	3- 7	29	68	73	73	5	5
DIV. I NON-CONF.		9- 4	85	0- 0	57	58	47	47	5	5
TOTALS		RPI 1-25	RPI 26-50		W-L RECORDS		RPI 51-100	RPI 101-150	RPI 150+	
16- 14	0- 5	2- 3		OVERALL		1- 1	4- 3	9- 2		
10- 5	0- 2	2- 1		HOME		0- 0	4- 1	4- 1		
5- 7	0- 2	0- 2		AWAY		1- 1	0- 1	4- 1		
1- 2	0- 1	0- 0		NEUTRAL		0- 0	0- 1	1- 0		
9- 4	0- 1	2- 1		NON-CONFERENCE		0- 1	3- 1	4- 0		
7- 0	0- 0	2- 0		HOME		0- 0	3- 0	2- 0		
1- 3	0- 0	0- 1		AWAY		0- 1	0- 1	1- 0		
1- 1	0- 1	0- 0		NEUTRAL		0- 0	0- 0	1- 0		
7- 10	0- 4	0- 2		CONFERENCE		1- 0	1- 2	5- 2		
3- 5	0- 2	0- 1		HOME		0- 0	1- 1	2- 1		
4- 4	0- 2	0- 1		AWAY		1- 0	0- 0	3- 1		
0- 1	0- 0	0- 0		NEUTRAL		0- 0	0- 1	0- 0		

RPI S	Opponent	Score	RPI S	Opponent	Score	RPI S	Opponent	Score	Team's RPI: 73	RPI S	Opponent	Score
1	A UConn	56 100	30	A South Fla.	56 66	82	A Middle Tenn.	59 62		102	H UCF	51 56
1	H UConn	60 63	30	H South Fla.	53 62	99	A SMU	71 59		102	N UCF	57 61
5	N Mississippi St.	49 66	35	A LSU	51 69					110	A Vanderbilt	63 74
18	A Temple	71 86	37	H North Carolina St.	63 58					120	H Southern Miss.	86 67
18	H Temple	50 76	46	H Auburn	61 59					137	H Maine	77 62
LAST 12 Division I GAMES:												
			102	N UCF	57 61	160	H Memphis	52 55		166	A East Carolina	61 45
			160	A Memphis	56 57	18	H Temple	50 76		170	A Houston	57 49
			102	H UCF	51 56	170	A Houston	57 49		170	H Houston	82 56
			1	H UConn	60 63	181	A Cincinnati	74 68		178	A UTSA	75 66
			181	H Cincinnati	62 51	141	H Tulsa	70 65		181	A Cincinnati	74 68
			30	A South Fla.	56 66	1	A UConn	56 100		181	H Cincinnati	62 51
										209	H Grambling	79 56
										283	N Eastern Mich.	62 50
										288	H McNeese	82 65

Non-Div I Games:

Tulane

Average RPI Win: <b>162</b>	WON-LOST	WINNING	LAST 10	STRENGTH OF	OPP. STRENGTH	TEAM	ADJ.	CONF.	ADJ CONF.
Average RPI Loss: <b>87</b>	RECORD	PCT. RANK	GAMES	SCHEDULE	OF SCHEDULE	RPI	RPI	RPI	RPI
DIV. I ONLY	<b>10- 21</b>	<b>267</b>	<b>3- 7</b>	<b>28</b>	<b>67</b>	<b>141</b>	<b>141</b>	<b>5</b>	<b>5</b>
DIV. I NON-CONF.	<b>4- 9</b>	<b>248</b>	<b>0- 0</b>	<b>108</b>	<b>132</b>	<b>199</b>	<b>199</b>	<b>5</b>	<b>5</b>
TOTALS	RPI 1-25	RPI 26-50	W-L RECORDS	RPI 51-100	RPI 101-150	RPI 150+			
10- 21	0- 7	0- 3	OVERALL	2- 4	2- 1	6- 6			
5- 8	0- 2	0- 2	HOME	2- 1	0- 1	3- 2			
4- 11	0- 4	0- 1	AWAY	0- 2	2- 0	2- 4			
1- 2	0- 1	0- 0	NEUTRAL	0- 1	0- 0	1- 0			
4- 9	0- 2	0- 1	NON-CONFERENCE	1- 2	1- 0	2- 4			
2- 3	0- 0	0- 1	HOME	1- 1	0- 0	1- 1			
2- 5	0- 2	0- 0	AWAY	0- 0	1- 0	1- 3			
0- 1	0- 0	0- 0	NEUTRAL	0- 1	0- 0	0- 0			
6- 12	0- 5	0- 2	CONFERENCE	1- 2	1- 1	4- 2			
3- 5	0- 2	0- 1	HOME	1- 0	0- 1	2- 1			
2- 6	0- 2	0- 1	AWAY	0- 2	1- 0	1- 1			
1- 1	0- 1	0- 0	NEUTRAL	0- 0	0- 0	1- 0			

RPI	S	Opponent	Score	RPI	S	Opponent	Score	RPI	S	Opponent	Score	RPI	S	Opponent	Score
1	A	UConn	50 <b>96</b>	30	A	South Fla.	68 <b>84</b>	63	H	South Dakota	68 <b>71</b>	102	A	UCF	73 62
1	H	UConn	58 <b>98</b>	30	H	South Fla.	64 <b>90</b>	73	A	Tulane	65 <b>70</b>	102	H	UCF	58 <b>62</b>
1	N	UConn	57 <b>105</b>	45	H	Little Rock	58 <b>63</b>	81	N	BYU	56 <b>71</b>	147	A	New Mexico	67 64
18	A	Temple	43 <b>70</b>					95	H	Saint Louis	70 64	152	A	Oral Roberts	68 <b>76</b>
18	H	Temple	49 <b>58</b>					99	A	SMU	41 <b>62</b>	160	H	Memphis	57 52
20	A	Oklahoma	68 <b>85</b>					99	H	SMU	66 59	160	N	Memphis	60 55
21	A	Kansas St.	62 <b>82</b>									166	H	East Carolina	100 92
												168	H	Arkansas	50 <b>57</b>
												170	A	Houston	66 <b>71</b>
												170	H	Houston	62 <b>65</b>
												181	A	Cincinnati	78 61
												196	H	North Texas	63 58
												236	A	Indiana St.	68 <b>72</b>
												311	A	UMKC	80 70
												322	A	Arkansas St.	80 <b>83</b>
LAST 12 Division I GAMES:															
		1 N UConn	57 <b>105</b>			102 H UCF	58 <b>62</b>								
		160 N Memphis	60 55			18 A Temple	43 <b>70</b>								
		181 A Cincinnati	78 61			1 A UConn	50 <b>96</b>								
		30 H South Fla.	64 <b>90</b>			166 H East Carolina	100 92								
		99 A SMU	41 <b>62</b>			99 H SMU	66 59								
		170 H Houston	62 <b>65</b>			73 A Tulane	65 <b>70</b>								

Non-Div I Games:

Tulsa

Average RPI Win:	249	WON-LOST	WINNING	LAST 10	STRENGTH OF	OPP. STRENGTH	TEAM	ADJ.	CONF.	ADJ CONF.
Average RPI Loss:	112	RECORD	PCT. RANK	GAMES	SCHEDULE	OF SCHEDULE	RPI	RPI	RPI	RPI
DIV. I ONLY	14- 14	168	5- 5	158	157	173	173	14	14	
DIV. I NON-CONF.	6- 4	127	0- 0	99	203	99	99	16	16	
TOTALS	RPI 1-25	RPI 26-50	W-L RECORDS	RPI 51-100	RPI 101-150	RPI 150+				
14- 14	0- 2	0- 2	OVERALL	0- 3	2- 3	12- 4				
8- 6	0- 1	0- 1	HOME	0- 2	0- 0	8- 2				
5- 8	0- 1	0- 1	AWAY	0- 1	2- 3	3- 2				
1- 0	0- 0	0- 0	NEUTRAL	0- 0	0- 0	1- 0				
6- 4	0- 2	0- 0	NON-CONFERENCE	0- 1	1- 0	5- 1				
3- 2	0- 1	0- 0	HOME	0- 1	0- 0	3- 0				
2- 2	0- 1	0- 0	AWAY	0- 0	1- 0	1- 1				
1- 0	0- 0	0- 0	NEUTRAL	0- 0	0- 0	1- 0				
8- 10	0- 0	0- 2	CONFERENCE	0- 2	1- 3	7- 3				
5- 4	0- 0	0- 1	HOME	0- 1	0- 0	5- 2				
3- 6	0- 0	0- 1	AWAY	0- 1	1- 3	2- 1				
0- 0	0- 0	0- 0	NEUTRAL	0- 0	0- 0	0- 0				

RPI 1-25				RPI 26-50				RPI 51-100				RPI 101+ Team's RPI: 173			
RPI	S	Opponent	Score	RPI	S	Opponent	Score	RPI	S	Opponent	Score	RPI	S	Opponent	Score
13	H	Florida St.	47 93	39	A	Western Ky.	48 60	60	H	Belmont	58 72	112	A	Charlotte	88 81
16	A	DePaul	80 90	39	H	Western Ky.	52 62	82	A	Middle Tenn.	56 87	120	A	Southern Miss.	59 64
								82	H	Middle Tenn.	61 64	125	A	Troy	81 77
												132	A	Old Dominion	61 73
												145	A	Louisiana Tech	63 64
												163	H	Rice	62 61
												165	A	Southern Ill.	64 49
												178	H	UTSA	67 82
												196	H	North Texas	58 59
												221	H	High Point	75 66
												228	A	Samford	49 52
												243	A	Marshall	58 61
												243	H	Marshall	71 55
												252	H	South Ala.	66 41
												299	H	UTEP	74 61
												307	A	FIU	61 52
												307	H	FIU	82 68
												309	H	Mississippi Val.	80 46
												312	N	Gardner-Webb	59 49
												337	A	Fla. Atlantic	78 75
												337	H	Fla. Atlantic	66 55
LAST 12 Division I GAMES:															
307	A	FIU	61 52	112	A	Charlotte	88 81								
337	A	Fla. Atlantic	78 75	178	H	UTSA	67 82								
82	A	Middle Tenn.	56 87	299	H	UTEP	74 61								
39	H	Western Ky.	52 62	120	A	Southern Miss.	59 64								
243	H	Marshall	71 55	145	A	Louisiana Tech	63 64								
132	A	Old Dominion	61 73	307	H	FIU	82 68								

Non-Div I Games: Miles 106 48

UAB

Loss, Non-Conf, S Site, H Home A Away N Neutral

UC Davis				Through Games Of March 4, 2017								
Average RPI Win: 228		WON-LOST	WINNING	LAST 10	STRENGTH OF	OPP. STRENGTH	TEAM	ADJ.	CONF.	ADJ CONF.		
Average RPI Loss: 91		RECORD	PCT. RANK	GAMES	SCHEDULE	OF SCHEDULE	RPI	RPI	RPI	RPI		
DIV. I ONLY		22- 6	28	10- 0	188	210	72	72	24	24		
DIV. I NON-CONF.		8- 4	97	0- 0	70	103	57	57	23	23		
<hr/>												
TOTALS		RPI 1-25	RPI 26-50		W-L RECORDS		RPI 51-100	RPI 101-150		RPI 150+		
22- 6		0- 2	0- 0		OVERALL		1- 1	3- 2		18- 1		
11- 2		0- 0	0- 0		HOME		1- 0	1- 1		9- 1		
11- 3		0- 2	0- 0		AWAY		0- 0	2- 1		9- 0		
0- 1		0- 0	0- 0		NEUTRAL		0- 1	0- 0		0- 0		
8- 4		0- 2	0- 0		NON-CONFERENCE		1- 1	3- 0		4- 1		
4- 1		0- 0	0- 0		HOME		1- 0	1- 0		2- 1		
4- 2		0- 2	0- 0		AWAY		0- 0	2- 0		2- 0		
0- 1		0- 0	0- 0		NEUTRAL		0- 1	0- 0		0- 0		
14- 2		0- 0	0- 0		CONFERENCE		0- 0	0- 2		14- 0		
7- 1		0- 0	0- 0		HOME		0- 0	0- 1		7- 0		
7- 1		0- 0	0- 0		AWAY		0- 0	0- 1		7- 0		
0- 0		0- 0	0- 0		NEUTRAL		0- 0	0- 0		0- 0		
<hr/>												
RPI 1-25				RPI 26-50		RPI 51-100		Team's RPI: 72	RPI 101+			
RPI	S	Opponent	Score	RPI	S	Opponent	Score		RPI	S	Opponent	Score
4	A	Oregon St.	52 93						102	A	UCF	77 71
8	A	Stanford	42 68						117	H	St. Mary's (CA)	68 66
<hr/>												
LAST 12 Division I GAMES:												
158	A	CSUN	63 55	233	A	UC Santa Barbara	62 48		327	A	UC Irvine	89 48
179	A	UC Riverside	61 59	265	A	Cal Poly	61 53		327	H	UC Irvine	62 42
233	H	UC Santa Barbara	70 61	346	H	Cal St. Fullerton	59 39		346	A	Cal St. Fullerton	70 51
265	H	Cal Poly	83 75	179	H	UC Riverside	72 55		346	H	Cal St. Fullerton	59 39
247	A	Hawaii	69 50	123	A	Long Beach St.	62 64					
327	H	UC Irvine	62 42	346	A	Cal St. Fullerton	70 51					

U  
C  
D  
a  
v  
i  
s

U  
C  
D  
a  
v  
i  
s

Non-Div I Games: Holy Names 91 51

UC Davis

Loss, Non-Conf,S Site,H Home A Away N Neutral

Page 316

Non-Div I Games: Holy Names 91 51

UC Davis

Average RPI Win:	263	WON-LOST	WINNING	LAST 10	STRENGTH OF	OPP. STRENGTH	TEAM	ADJ.	CONF.	ADJ CONF.
Average RPI Loss:	184	RECORD	PCT. RANK	GAMES	SCHEDULE	OF SCHEDULE	RPI	RPI	RPI	RPI
DIV. I ONLY	4- 25	334	2- 8	219	271	327	327	24	24	
DIV. I NON-CONF.	1- 12	332	0- 0	187	295	321	321	23	23	
TOTALS	RPI 1-25	RPI 26-50	W-L RECORDS	RPI 51-100	RPI 101-150	RPI 150+				
4- 25	0- 0	0- 0	OVERALL	0- 6	0- 2	4- 17				
2- 12	0- 0	0- 0	HOME	0- 4	0- 1	2- 7				
2- 12	0- 0	0- 0	AWAY	0- 2	0- 1	2- 9				
0- 1	0- 0	0- 0	NEUTRAL	0- 0	0- 0	0- 1				
1- 12	0- 0	0- 0	NON-CONFERENCE	0- 4	0- 0	1- 8				
0- 6	0- 0	0- 0	HOME	0- 3	0- 0	0- 3				
1- 5	0- 0	0- 0	AWAY	0- 1	0- 0	1- 4				
0- 1	0- 0	0- 0	NEUTRAL	0- 0	0- 0	0- 1				
3- 13	0- 0	0- 0	CONFERENCE	0- 2	0- 2	3- 9				
2- 6	0- 0	0- 0	HOME	0- 1	0- 1	2- 4				
1- 7	0- 0	0- 0	AWAY	0- 1	0- 1	1- 5				
0- 0	0- 0	0- 0	NEUTRAL	0- 0	0- 0	0- 0				

RPI S	Opponent	Score	RPI S	Opponent	Score	RPI S	Opponent	Score	RPI S	Opponent	Score	Team's RPI: 327
						72	A UC Davis	42 62	123	A Long Beach St.	74 87	
						72	H UC Davis	48 89	123	H Long Beach St.	63 68	
						75	A Gonzaga	38 102	158	A CSUN	77 85	
						90	H Southern California	45 83	158	H CSUN	77 52	
						92	H UNLV	46 62	169	A Idaho St.	54 65	
						95	H Saint Louis	69 79	176	N Fresno St.	45 63	
									179	A UC Riverside	58 76	
									179	H UC Riverside	58 79	
									186	A Utah St.	52 66	
									202	A Loyola Marymount	39 58	
									233	A UC Santa Barbara	53 71	
									233	H UC Santa Barbara	60 85	
									234	A Portland St.	73 79	
									247	A Hawaii	62 79	
									247	H Hawaii	60 73	
									250	H CSU Bakersfield	66 86	
									265	A Cal Poly	74 71	
									265	H Cal Poly	60 78	
									280	H Sacramento St.	70 78	
									281	A Nevada	72 59	
									285	H Southern Utah	58 70	
									346	A Cal St. Fullerton	53 64	
									346	H Cal St. Fullerton	69 62	
LAST 12 Division I GAMES:												
346	H	Cal St. Fullerton	69	62	72	A	UC Davis	42	62			
233	A	UC Santa Barbara	53	71	265	H	Cal Poly	60	78			
123	A	Long Beach St.	74	87	123	H	Long Beach St.	63	68			
247	H	Hawaii	60	73	233	H	UC Santa Barbara	60	85			
265	A	Cal Poly	74	71	247	A	Hawaii	62	79			
158	A	CSUN	77	85	179	H	UC Riverside	58	79			

Non-Div I Games: Concordia (CA) 92 61

UC Irvine

■ Loss, 
 ■ Non-Conf, 
 ■ S Site, 
 ■ Home 
 ■ A Away 
 N Neutral

## UC Riverside

Through Games Of March 4, 2017

Average RPI Win:	267	WON-LOST	WINNING	LAST 10	STRENGTH OF	OPP. STRENGTH	TEAM	ADJ.	CONF.	ADJ CONF.
Average RPI Loss:	109	RECORD	PCT. RANK	GAMES	SCHEDULE	OF SCHEDULE	RPI	RPI	RPI	RPI
DIV. I ONLY	15- 14	164	5- 5	204	211	179	179	24	24	
DIV. I NON-CONF.	6- 7	182	0- 0	124	119	148	148	23	23	
TOTALS	RPI 1-25	RPI 26-50	W-L RECORDS	RPI 51-100	RPI 101-150	RPI 150+				
15- 14	0- 1	0- 0	OVERALL	0- 6	0- 3	15- 4				
8- 5	0- 0	0- 0	HOME	0- 3	0- 1	8- 1				
6- 9	0- 1	0- 0	AWAY	0- 3	0- 2	6- 3				
1- 0	0- 0	0- 0	NEUTRAL	0- 0	0- 0	1- 0				
6- 7	0- 1	0- 0	NON-CONFERENCE	0- 4	0- 1	6- 1				
3- 2	0- 0	0- 0	HOME	0- 2	0- 0	3- 0				
2- 5	0- 1	0- 0	AWAY	0- 2	0- 1	2- 1				
1- 0	0- 0	0- 0	NEUTRAL	0- 0	0- 0	1- 0				
9- 7	0- 0	0- 0	CONFERENCE	0- 2	0- 2	9- 3				
5- 3	0- 0	0- 0	HOME	0- 1	0- 1	5- 1				
4- 4	0- 0	0- 0	AWAY	0- 1	0- 1	4- 2				
0- 0	0- 0	0- 0	NEUTRAL	0- 0	0- 0	0- 0				

RPI 1-25			RPI 26-50			RPI 51-100			RPI 101+ Team's RPI: 179		
RPI	S	Opponent	Score	RPI	S	Opponent	Score	RPI	S	Opponent	Score
24	A	Missouri	62 68					52	A	California	56 71
								61	H	Penn	55 71
								63	H	South Dakota	55 61
								72	A	UC Davis	55 72
								72	H	UC Davis	59 61
								90	A	Southern California	49 67
								105	A	FGCU	45 60
								123	A	Long Beach St.	51 55
								123	H	Long Beach St.	66 73
								158	A	CSUN	70 79
								158	H	CSUN	67 70
								185	A	Kansas	84 90
								202	A	Loyola Marymount	75 72
								213	H	Seattle U	58 54
								228	N	Samford	51 48
								233	A	UC Santa Barbara	54 58
								233	H	UC Santa Barbara	73 69
								246	H	Grand Canyon	77 64
								247	A	Hawaii	79 59
								247	H	Hawaii	63 45
								250	A	CSU Bakersfield	71 66
								259	H	San Diego St.	72 44
								265	A	Cal Poly	72 69
								265	H	Cal Poly	68 59
								327	A	UC Irvine	79 58
								327	H	UC Irvine	76 58
								346	A	Cal St. Fullerton	75 63
								346	H	Cal St. Fullerton	68 45
LAST 12 Division I GAMES:											
72	H	UC Davis	59 61	247	A	Hawaii	79 59				
158	A	CSUN	70 79	265	A	Cal Poly	72 69				
123	H	Long Beach St.	66 73	247	H	Hawaii	63 45				
346	A	Cal St. Fullerton	75 63	123	A	Long Beach St.	51 55				
233	H	UC Santa Barbara	73 69	72	A	UC Davis	55 72				
158	H	CSUN	67 70	346	H	Cal St. Fullerton	68 45				

Non-Div I Games:

UC Riverside

■ Loss, 
 ■ Non-Conf, 
 ■ S Site, 
 ■ Home 
 ■ A Away 
 N Neutral

Average RPI Win:	269	WON-LOST	WINNING	LAST 10	STRENGTH OF	OPP. STRENGTH	TEAM	ADJ.	CONF.	ADJ CONF.
Average RPI Loss:	152	RECORD	PCT. RANK	GAMES	SCHEDULE	OF SCHEDULE	RPI	RPI	RPI	RPI
DIV. I ONLY	14- 15	179	5- 5	309	200	233	233	24	24	
DIV. I NON-CONF.	5- 8	218	0- 0	303	144	268	268	23	23	
TOTALS	RPI 1-25	RPI 26-50	W-L RECORDS	RPI 51-100	RPI 101-150	RPI 150+				
14- 15	0- 1	0- 0	OVERALL	0- 3	1- 2	13- 9				
8- 5	0- 1	0- 0	HOME	0- 1	1- 1	7- 2				
4- 10	0- 0	0- 0	AWAY	0- 2	0- 1	4- 7				
2- 0	0- 0	0- 0	NEUTRAL	0- 0	0- 0	2- 0				
5- 8	0- 1	0- 0	NON-CONFERENCE	0- 1	0- 1	5- 5				
2- 3	0- 1	0- 0	HOME	0- 0	0- 1	2- 1				
1- 5	0- 0	0- 0	AWAY	0- 1	0- 0	1- 4				
2- 0	0- 0	0- 0	NEUTRAL	0- 0	0- 0	2- 0				
9- 7	0- 0	0- 0	CONFERENCE	0- 2	1- 1	8- 4				
6- 2	0- 0	0- 0	HOME	0- 1	1- 0	5- 1				
3- 5	0- 0	0- 0	AWAY	0- 1	0- 1	3- 3				
0- 0	0- 0	0- 0	NEUTRAL	0- 0	0- 0	0- 0				

RPI 1-25				RPI 26-50				RPI 51-100				RPI 101+				Team's RPI: 233	
RPI	S	Opponent	Score	RPI	S	Opponent	Score	RPI	S	Opponent	Score	RPI	S	Opponent	Score		
9	H	UCLA	52 71					55	A	Iowa St.	60 77	123	A	Long Beach St.	45 59		
								72	A	UC Davis	61 70	123	H	Long Beach St.	65 60		
								72	H	UC Davis	48 62	134	H	Yale	60 64		
												158	A	CSUN	61 75		
												158	H	CSUN	55 62		
												161	H	Santa Clara	58 69		
												176	A	Fresno St.	50 49		
												179	A	UC Riverside	69 73		
												179	H	UC Riverside	58 54		
												202	A	Loyola Marymount	55 57		
												213	A	Seattle U	53 58		
												217	A	San Diego	63 77		
												247	A	Hawaii	67 52		
												247	H	Hawaii	74 62		
												259	A	San Diego St.	70 84		
												265	A	Cal Poly	67 78		
												265	H	Cal Poly	77 63		
												287	N	A&M-Corpus Christi	66 60		
												289	H	Northern Ariz.	60 51		
												298	N	North Dakota St.	66 59		
												310	H	Pepperdine	66 57		
LAST 12 Division I GAMES:																	
265	H	Cal Poly	77 63	158	H	CSUN	55 62	327	A	UC Irvine	85 60						
327	H	UC Irvine	71 53	72	H	UC Davis	48 62	327	H	UC Irvine	71 53						
72	A	UC Davis	61 70	346	H	Cal St. Fullerton	57 37	346	A	Cal St. Fullerton	56 49						
123	A	Long Beach St.	45 59	327	A	UC Irvine	85 60	346	H	Cal St. Fullerton	57 37						
179	A	UC Riverside	69 73	158	A	CSUN	61 75										
247	A	Hawaii	67 52	247	H	Hawaii	74 62										

Non-Div I Games:

UC Santa Barbara

■ Loss, 
 ■ Non-Conf, 
 ■ S Site, 
 ■ Home 
 ■ A Away 
 N Neutral

Average RPI Win:	181	WON-LOST	WINNING	LAST 10	STRENGTH OF	OPP. STRENGTH	TEAM	ADJ.	CONF.	ADJ CONF.
Average RPI Loss:	103	RECORD	PCT. RANK	GAMES	SCHEDULE	OF SCHEDULE	RPI	RPI	RPI	RPI
DIV. I ONLY	20- 10	85	7- 3	151	83	102	102	5	5	
DIV. I NON-CONF.	10- 3	54	0- 0	227	257	103	103	5	5	
TOTALS	RPI 1-25	RPI 26-50	W-L RECORDS	RPI 51-100	RPI 101-150	RPI 150+				
20- 10	0- 2	1- 0	OVERALL	3- 3	2- 2	14- 3				
10- 6	0- 2	0- 0	HOME	1- 1	1- 2	8- 1				
9- 4	0- 0	1- 0	AWAY	1- 2	1- 0	6- 2				
1- 0	0- 0	0- 0	NEUTRAL	1- 0	0- 0	0- 0				
10- 3	0- 0	0- 0	NON-CONFERENCE	0- 2	1- 1	9- 0				
6- 2	0- 0	0- 0	HOME	0- 1	1- 1	5- 0				
4- 1	0- 0	0- 0	AWAY	0- 1	0- 0	4- 0				
0- 0	0- 0	0- 0	NEUTRAL	0- 0	0- 0	0- 0				
10- 7	0- 2	1- 0	CONFERENCE	3- 1	1- 1	5- 3				
4- 4	0- 2	0- 0	HOME	1- 0	0- 1	3- 1				
5- 3	0- 0	1- 0	AWAY	1- 1	1- 0	2- 2				
1- 0	0- 0	0- 0	NEUTRAL	1- 0	0- 0	0- 0				

RPI	S	Opponent	Score	RPI	S	Opponent	Score	RPI	S	Opponent	Score	RPI	S	Opponent	Score	Team's RPI: 102
1	H	UConn	48 <b>84</b>	30	A	South Fla.	66 62	72	H	UC Davis	71 <b>77</b>	104	H	Virginia Tech	64 <b>67</b>	
18	H	Temple	60 <b>66</b>					73	A	Tulane	56 51	109	H	Rider	49 30	
								73	N	Tulane	61 57	141	A	Tulsa	62 58	
								94	A	Buffalo	65 <b>66</b>	141	H	Tulsa	62 <b>73</b>	
								99	A	SMU	58 <b>63</b>	154	H	Omaha	81 41	
								99	H	SMU	63 37	160	A	Memphis	59 <b>65</b>	
												160	H	Memphis	62 <b>65</b>	
												166	A	East Carolina	54 42	
												166	H	East Carolina	79 51	
												170	A	Houston	62 48	
												170	H	Houston	85 59	
												177	H	Bethune-Cookman	70 43	
												181	A	Cincinnati	57 <b>63</b>	
												181	H	Cincinnati	64 44	
												232	A	Ga. Southern	74 54	
												252	H	South Ala.	70 58	
												260	A	Butler	66 59	
												262	H	Austin Peay	61 43	
												278	A	Davidson	57 38	
												307	A	FIU	69 52	
												312	H	Gardner-Webb	66 52	
LAST 12 Division I GAMES:																
		73	N	Tulane	61	57				141	A	Tulsa	62	58		
		18	H	Temple	60	<b>66</b>				170	H	Houston	85	59		
		99	H	SMU	63	37				99	A	SMU	58	<b>63</b>		
		73	A	Tulane	56	51				160	A	Memphis	59	<b>65</b>		
		166	H	East Carolina	79	51				181	H	Cincinnati	64	44		
		30	A	South Fla.	66	62				141	H	Tulsa	62	<b>73</b>		

Non-Div I Games:

UCF

■ Loss, 
 ■ Non-Conf, 
 S Site, 
 ■ Home 
 ■ Away 
 N Neutral



Average RPI Win:	111	WON-LOST	WINNING	LAST 10	STRENGTH OF	OPP. STRENGTH	TEAM	ADJ.	CONF.	ADJ CONF.
Average RPI Loss:	27	RECORD	PCT. RANK	GAMES	SCHEDULE	OF SCHEDULE	RPI	RPI	RPI	RPI
DIV. I ONLY	23- 8	49	6- 4	11	7	9	9	1	1	
DIV. I NON-CONF.	9- 2	37	0- 0	58	91	13	13	1	1	
TOTALS	RPI 1-25	RPI 26-50	W-L RECORDS	RPI 51-100	RPI 101-150	RPI 150+				
23- 8	3- 5	5- 1	OVERALL	5- 1	4- 1	6- 0				
14- 0	2- 0	3- 0	HOME	2- 0	3- 0	4- 0				
6- 7	1- 4	1- 1	AWAY	1- 1	1- 1	2- 0				
3- 1	0- 1	1- 0	NEUTRAL	2- 0	0- 0	0- 0				
9- 2	0- 2	1- 0	NON-CONFERENCE	2- 0	0- 0	6- 0				
5- 0	0- 0	1- 0	HOME	0- 0	0- 0	4- 0				
2- 2	0- 2	0- 0	AWAY	0- 0	0- 0	2- 0				
2- 0	0- 0	0- 0	NEUTRAL	2- 0	0- 0	0- 0				
14- 6	3- 3	4- 1	CONFERENCE	3- 1	4- 1	0- 0				
9- 0	2- 0	2- 0	HOME	2- 0	3- 0	0- 0				
4- 5	1- 2	1- 1	AWAY	1- 1	1- 1	0- 0				
1- 1	0- 1	1- 0	NEUTRAL	0- 0	0- 0	0- 0				

RPI	S	Opponent	Score	RPI	S	Opponent	Score	RPI	S	Opponent	Score	RPI	S	Opponent	Score
3	A	South Carolina	57 66	33	A	Arizona St.	55 52	52	A	California	77 80	103	A	Washington St.	73 82
4	A	Oregon St.	61 68	33	H	Arizona St.	69 60	59	N	Toledo	75 73	103	H	Washington St.	67 48
4	H	Oregon St.	66 56	33	N	Arizona St.	77 68	62	N	Iowa	78 65	106	H	Colorado	87 74
4	N	Oregon St.	53 63	34	A	Oregon	75 84	77	H	Utah	67 56	133	A	Arizona	79 56
6	A	Baylor	70 84	34	H	Oregon	79 63	90	A	Southern California	74 59	133	H	Arizona	69 49
8	A	Stanford	85 76	44	H	Michigan	84 64	90	H	Southern California	71 67	227	H	Southern U.	95 47
10	A	Washington	70 82									233	A	UC Santa Barbara	71 52
10	H	Washington	90 79									244	H	Pacific	82 55
												247	H	Hawaii	72 49
												265	H	Cal Poly	80 64
												296	A	N.C. A&T	83 42
LAST 12 Division I GAMES:															
4	N	Oregon St.	53 63	4	A	Oregon St.	61 68								
33	N	Arizona St.	77 68	34	A	Oregon	75 84								
33	A	Arizona St.	55 52	8	A	Stanford	85 76								
133	A	Arizona	79 56	52	A	California	77 80								
103	H	Washington St.	67 48	133	H	Arizona	69 49								
10	H	Washington	90 79	33	H	Arizona St.	69 60								

Non-Div I Games:

UCLA



Average RPI Win:	237	WON-LOST	WINNING	LAST 10	STRENGTH OF	OPP. STRENGTH	TEAM	ADJ.	CONF.	ADJ CONF.
Average RPI Loss:	170	RECORD	PCT. RANK	GAMES	SCHEDULE	OF SCHEDULE	RPI	RPI	RPI	RPI
DIV. I ONLY	14- 15	179	6- 4	241	247	208	208	22	22	
DIV. I NON-CONF.	4- 8	230	0- 0	255	292	284	284	22	22	
TOTALS	RPI 1-25	RPI 26-50	W-L RECORDS	RPI 51-100	RPI 101-150	RPI 150+				
14- 15	0- 1	0- 0	OVERALL	0- 3	3- 2	11- 9				
7- 7	0- 0	0- 0	HOME	0- 1	2- 1	5- 5				
6- 7	0- 1	0- 0	AWAY	0- 2	1- 1	5- 3				
1- 1	0- 0	0- 0	NEUTRAL	0- 0	0- 0	1- 1				
4- 8	0- 1	0- 0	NON-CONFERENCE	0- 1	0- 1	4- 5				
1- 5	0- 0	0- 0	HOME	0- 0	0- 1	1- 4				
2- 3	0- 1	0- 0	AWAY	0- 1	0- 0	2- 1				
1- 0	0- 0	0- 0	NEUTRAL	0- 0	0- 0	1- 0				
10- 7	0- 0	0- 0	CONFERENCE	0- 2	3- 1	7- 4				
6- 2	0- 0	0- 0	HOME	0- 1	2- 0	4- 1				
4- 4	0- 0	0- 0	AWAY	0- 1	1- 1	3- 2				
0- 1	0- 0	0- 0	NEUTRAL	0- 0	0- 0	0- 1				

RPI 1-25				RPI 26-50				RPI 51-100				RPI 101+ Team's RPI: 208			
RPI	S	Opponent	Score	RPI	S	Opponent	Score	RPI	S	Opponent	Score	RPI	S	Opponent	Score
17	A	Maryland	42 92					51	A	Virginia	30 56	113	H	Princeton	58 69
								67	A	New Hampshire	50 60	124	A	Albany (NY)	64 56
								67	H	New Hampshire	61 65	124	H	Albany (NY)	63 60
												137	A	Maine	40 72
												137	H	Maine	66 62
												183	A	Hartford	64 47
												183	H	Hartford	73 80
												183	N	Hartford	40 74
												190	A	American	53 70
												195	A	Columbia	67 56
												199	H	Towson	48 59
												210	A	Binghamton	62 69
												210	H	Binghamton	53 45
												229	N	Liberty	62 51
												261	A	Stony Brook	37 51
												261	H	Stony Brook	67 61
												267	H	UMES	57 70
												271	H	Loyola Maryland	65 70
												273	A	Vermont	64 52
												273	H	Vermont	69 66
												286	H	Coppin St.	73 63
												328	H	Morgan St.	61 69
												336	A	LIU Brooklyn	57 45
												343	A	UMass Lowell	78 62
												343	H	UMass Lowell	79 72
LAST 12 Division I GAMES:															
183	N	Hartford	40 74	183	A	Hartford	64 47								
67	H	New Hampshire	61 65	137	H	Maine	66 62								
261	A	Stony Brook	37 51	210	H	Binghamton	53 45								
343	A	UMass Lowell	78 62	67	A	New Hampshire	50 60								
124	H	Albany (NY)	63 60	261	H	Stony Brook	67 61								
273	A	Vermont	64 52	343	H	UMass Lowell	79 72								

Non-Div I Games: Gettysburg 71 51

UMBC

UMES				STRENGTH OF SCHEDULE	OPP. STRENGTH OF SCHEDULE	TEAM RPI	ADJ. RPI	CONF. RPI	ADJ CONF. RPI
Average RPI Win:	262	WON-LOST RECORD	WINNING PCT. RANK						
Average RPI Loss:	226		LAST 10 GAMES						
DIV. I ONLY	11- 15	220	4- 6	315	334	267	267	32	32
DIV. I NON-CONF.	5- 5	165	0- 0	190	224	115	115	31	31
-----									
TOTALS	RPI 1-25	RPI 26-50	W-L RECORDS	RPI 51-100	RPI 101-150	RPI 150+			
11- 15	0- 1	0- 1	OVERALL	0- 1	0- 0	11- 12			
3- 6	0- 0	0- 0	HOME	0- 0	0- 0	3- 6			
7- 9	0- 1	0- 1	AWAY	0- 1	0- 0	7- 6			
1- 0	0- 0	0- 0	NEUTRAL	0- 0	0- 0	1- 0			
5- 5	0- 1	0- 1	NON-CONFERENCE	0- 1	0- 0	5- 2			
1- 0	0- 0	0- 0	HOME	0- 0	0- 0	1- 0			
3- 5	0- 1	0- 1	AWAY	0- 1	0- 0	3- 2			
1- 0	0- 0	0- 0	NEUTRAL	0- 0	0- 0	1- 0			
6- 10	0- 0	0- 0	CONFERENCE	0- 0	0- 0	6- 10			
2- 6	0- 0	0- 0	HOME	0- 0	0- 0	2- 6			
4- 4	0- 0	0- 0	AWAY	0- 0	0- 0	4- 4			
0- 0	0- 0	0- 0	NEUTRAL	0- 0	0- 0	0- 0			

RPI 1-25				RPI 26-50				RPI 51-100				RPI 101+ Team's RPI: 267			
RPI	S	Opponent	Score	RPI	S	Opponent	Score	RPI	S	Opponent	Score	RPI	S	Opponent	Score
17	A	Maryland	61 106	37	A	North Carolina St.	58 77	51	A	Virginia	50 60	166	A	East Carolina	58 66
												171	A	Hampton	68 65
												177	A	Bethune-Cookman	59 56
												177	H	Bethune-Cookman	33 61
												201	H	UNCG	60 53
												208	A	UMBC	70 57
												216	A	Howard	40 71
												216	H	Howard	71 72
												226	N	Saint Francis (PA)	90 82
												272	A	Norfolk St.	43 74
												286	H	Coppin St.	49 55
												291	A	Mt. St. Mary's	63 52
												296	A	N.C. A&T	60 57
												296	H	N.C. A&T	58 50
												303	H	Savannah St.	58 59
												315	A	USC Upstate	63 76
												328	H	Morgan St.	62 66
												331	A	Florida A&M	49 59
												334	A	N.C. Central	59 68
												334	H	N.C. Central	73 51
												337	A	Fla. Atlantic	76 59
												347	A	Delaware St.	79 72
												348	H	South Carolina St.	60 67
LAST 12 Division I GAMES:															
328	H	Morgan St.	62 66	272	A	Norfolk St.	43 74								
216	A	Howard	40 71	286	H	Coppin St.	49 55								
347	A	Delaware St.	79 72	171	A	Hampton	68 65								
296	H	N.C. A&T	58 50	303	H	Savannah St.	58 59								
334	H	N.C. Central	73 51	348	H	South Carolina St.	60 67								
177	H	Bethune-Cookman	33 61	331	A	Florida A&M	49 59								

Non-Div I Games: Cheyney 75 38

UMES

■ Loss, 
 ■ Non-Conf, 
 ■ S Site, 
 ■ Home 
 ■ A Away 
 N Neutral

Average RPI Win:	270	WON-LOST	WINNING	LAST 10	STRENGTH OF	OPP. STRENGTH	TEAM	ADJ.	CONF.	ADJ CONF.
Average RPI Loss:	192	RECORD	PCT. RANK	GAMES	SCHEDULE	OF SCHEDULE	RPI	RPI	RPI	RPI
DIV. I ONLY	7- 18	291	3- 7	259	315	311	311	29	29	
DIV. I NON-CONF.	3- 8	262	0- 0	141	272	252	252	29	29	
TOTALS	RPI 1-25	RPI 26-50	W-L RECORDS	RPI 51-100	RPI 101-150	RPI 150+				
7- 18	0- 0	0- 0	OVERALL	0- 2	1- 3	6- 13				
4- 10	0- 0	0- 0	HOME	0- 2	0- 2	4- 6				
3- 8	0- 0	0- 0	AWAY	0- 0	1- 1	2- 7				
0- 0	0- 0	0- 0	NEUTRAL	0- 0	0- 0	0- 0				
3- 8	0- 0	0- 0	NON-CONFERENCE	0- 2	1- 1	2- 5				
1- 6	0- 0	0- 0	HOME	0- 2	0- 1	1- 3				
2- 2	0- 0	0- 0	AWAY	0- 0	1- 0	1- 2				
0- 0	0- 0	0- 0	NEUTRAL	0- 0	0- 0	0- 0				
4- 10	0- 0	0- 0	CONFERENCE	0- 0	0- 2	4- 8				
3- 4	0- 0	0- 0	HOME	0- 0	0- 1	3- 3				
1- 6	0- 0	0- 0	AWAY	0- 0	0- 1	1- 5				
0- 0	0- 0	0- 0	NEUTRAL	0- 0	0- 0	0- 0				

RPI 1-25			RPI 26-50			RPI 51-100			RPI 101+			Team's RPI: 311
RPI	S	Opponent	Score	RPI	S	Opponent	Score	RPI	S	Opponent	Score	
						74	H Western Ill.	65	78	107	A Abilene Christian	71 68
						91	H Northern Ill.	75	86	140	A New Mexico St.	72 78
										140	H New Mexico St.	43 60
										141	H Tulsa	70 80
										154	H Omaha	57 80
										165	H Southern Ill.	69 77
										167	A La Salle	59 64
										172	H Western Mich.	54 66
										184	A Wichita St.	56 54
										213	A Seattle U	52 74
										213	H Seattle U	65 75
										222	A UTRGV	39 74
										222	H UTRGV	52 63
										246	A Grand Canyon	64 75
										246	H Grand Canyon	77 65
										250	A CSU Bakersfield	33 52
										250	H CSU Bakersfield	63 65
										261	A Stony Brook	55 57
										328	H Morgan St.	64 56
										335	A Utah Valley	39 58
										335	H Utah Valley	66 63
										344	A Chicago St.	71 55
										344	H Chicago St.	62 53
LAST 12 Division I GAMES:												
						344	A Chicago St.	71	55	222	H UTRGV	52 63
						246	H Grand Canyon	77	65	250	A CSU Bakersfield	33 52
						250	H CSU Bakersfield	63	65	246	A Grand Canyon	64 75
						344	H Chicago St.	62	53	140	H New Mexico St.	43 60
						213	A Seattle U	52	74	335	H Utah Valley	66 63
						335	A Utah Valley	39	58	213	H Seattle U	65 75

Non-Div I Games: Cent. Christian (KS111 43 Mo.-St. Louis 60 45

UMKC

Loss, Non-Conf, S Site, H Home A Away N Neutral

Average RPI Win:	308	WON-LOST	WINNING	LAST 10	STRENGTH OF	OPP. STRENGTH	TEAM	ADJ.	CONF.	ADJ CONF.
Average RPI Loss:	192	RECORD	PCT. RANK	GAMES	SCHEDULE	OF SCHEDULE	RPI	RPI	RPI	RPI
DIV. I ONLY	2- 26	345	0- 10	260	275	343	343	22	22	
DIV. I NON-CONF.	2- 10	305	0- 0	297	340	345	345	22	22	
TOTALS	RPI 1-25	RPI 26-50	W-L RECORDS	RPI 51-100	RPI 101-150	RPI 150+				
2- 26	0- 1	0- 1	OVERALL	0- 2	0- 4	2- 18				
2- 11	0- 0	0- 0	HOME	0- 1	0- 2	2- 8				
0- 15	0- 1	0- 1	AWAY	0- 1	0- 2	0- 10				
0- 0	0- 0	0- 0	NEUTRAL	0- 0	0- 0	0- 0				
2- 10	0- 1	0- 1	NON-CONFERENCE	0- 0	0- 0	2- 8				
2- 3	0- 0	0- 0	HOME	0- 0	0- 0	2- 3				
0- 7	0- 1	0- 1	AWAY	0- 0	0- 0	0- 5				
0- 0	0- 0	0- 0	NEUTRAL	0- 0	0- 0	0- 0				
0- 16	0- 0	0- 0	CONFERENCE	0- 2	0- 4	0- 10				
0- 8	0- 0	0- 0	HOME	0- 1	0- 2	0- 5				
0- 8	0- 0	0- 0	AWAY	0- 1	0- 2	0- 5				
0- 0	0- 0	0- 0	NEUTRAL	0- 0	0- 0	0- 0				

RPI 1-25				RPI 26-50				RPI 51-100				RPI 101+ Team's RPI: 343			
RPI	S	Opponent	Score	RPI	S	Opponent	Score	RPI	S	Opponent	Score	RPI	S	Opponent	Score
17	A	Maryland	44 100	48	A	Indiana	45 79	67	A	New Hampshire	45 58	124	A	Albany (NY)	69 93
								67	H	New Hampshire	57 76	124	H	Albany (NY)	60 79
												137	A	Maine	50 76
												137	H	Maine	44 65
												159	H	Fairfield	41 65
												183	A	Hartford	59 80
												183	H	Hartford	64 84
												195	A	Columbia	57 76
												199	A	Towson	56 90
												208	A	UMBC	72 79
												208	H	UMBC	62 78
												210	A	Binghamton	54 69
												210	H	Binghamton	48 58
												218	A	Boston U.	56 66
												261	A	Stony Brook	53 83
												261	H	Stony Brook	44 86
												266	A	Bryant	62 73
												273	A	Vermont	36 60
												273	H	Vermont	46 61
												275	H	Colgate	82 77
												301	H	Rhode Island	57 64
												319	A	Holy Cross	47 62
												340	H	Fairleigh Dickinson	61 55
												345	H	Longwood	59 72
LAST 12 Division I GAMES:															
				67	A	New Hampshire	45 58					210	A	Binghamton	54 69
				208	H	UMBC	62 78					124	H	Albany (NY)	60 79
				273	A	Vermont	36 60					67	H	New Hampshire	57 76
				183	H	Hartford	64 84					208	A	UMBC	72 79
				137	A	Maine	50 76					273	H	Vermont	46 61
				261	H	Stony Brook	44 86					261	A	Stony Brook	53 83

Non-Div I Games: Keene St. 74 48

UMass Lowell

Loss, Non-Conf, S Site, H Home A Away N Neutral

## UNC Asheville

Through Games Of March 4, 2017

Average RPI Win:	282	WON-LOST	WINNING	LAST 10	STRENGTH OF	OPP. STRENGTH	TEAM	ADJ.	CONF.	ADJ CONF.
Average RPI Loss:	187	RECORD	PCT. RANK	GAMES	SCHEDULE	OF SCHEDULE	RPI	RPI	RPI	RPI
DIV. I ONLY	14- 14	168	5- 5	316	306	241	241	28	28	
DIV. I NON-CONF.	5- 5	165	0- 0	284	217	191	191	28	28	
TOTALS	RPI 1-25	RPI 26-50	W-L RECORDS	RPI 51-100	RPI 101-150	RPI 150+				
14- 14	0- 0	0- 1	OVERALL	0- 0	0- 4	14- 9				
8- 4	0- 0	0- 0	HOME	0- 0	0- 1	8- 3				
6- 9	0- 0	0- 0	AWAY	0- 0	0- 3	6- 2				
0- 1	0- 0	0- 1	NEUTRAL	0- 0	0- 0	0- 0				
5- 5	0- 0	0- 1	NON-CONFERENCE	0- 0	0- 2	5- 2				
3- 0	0- 0	0- 0	HOME	0- 0	0- 0	3- 0				
2- 4	0- 0	0- 0	AWAY	0- 0	0- 2	2- 2				
0- 1	0- 0	0- 1	NEUTRAL	0- 0	0- 0	0- 0				
9- 9	0- 0	0- 0	CONFERENCE	0- 0	0- 2	9- 7				
5- 4	0- 0	0- 0	HOME	0- 0	0- 1	5- 3				
4- 5	0- 0	0- 0	AWAY	0- 0	0- 1	4- 4				
0- 0	0- 0	0- 0	NEUTRAL	0- 0	0- 0	0- 0				

RPI 1-25				RPI 26-50				RPI 51-100				RPI 101+ Team's RPI: 241			
RPI	S	Opponent	Score	RPI	S	Opponent	Score	RPI	S	Opponent	Score	RPI	S	Opponent	Score
				43	N	Harvard	62 79					104	A	Virginia Tech	52 71
												122	A	Fordham	42 55
												127	A	Radford	73 76
												127	H	Radford	62 64
												187	A	Campbell	60 61
												187	H	Campbell	55 61
												201	A	UNCG	77 63
												221	A	High Point	70 81
												221	H	High Point	60 76
												225	A	Appalachian St.	51 81
												229	A	Liberty	57 53
												229	H	Liberty	64 54
												231	A	Presbyterian	67 60
												231	H	Presbyterian	47 52
												238	H	Wofford	84 65
												256	A	Charleston So.	66 73
												256	H	Charleston So.	56 47
												257	A	Furman	51 63
												279	H	Western Caro.	62 53
												282	H	Tennessee Tech	77 65
LAST 12 Division I GAMES:															
				312	H	Gardner-Webb	67 49					187	A	Campbell	60 61
				229	A	Liberty	57 53					231	H	Presbyterian	47 52
				127	A	Radford	73 76					221	A	High Point	70 81
				341	H	Winthrop	71 55					256	H	Charleston So.	56 47
				345	H	Longwood	84 53					127	H	Radford	62 64
				256	A	Charleston So.	66 73					231	A	Presbyterian	67 60
												312	A	Gardner-Webb	52 55
												312	H	Gardner-Webb	67 49
												315	A	USC Upstate	70 59
												341	A	Winthrop	68 53
												341	H	Winthrop	71 55
												345	A	Longwood	80 53

Non-Div I Games: Warren Wilson 113 51

UNC Asheville

■ Loss, 
 ■ Non-Conf, 
 ■ S Site, 
 ■ Home 
 ■ A Away 
 N Neutral

RPI	S	Opponent	Score
345	H	Longwood	84 53

UNC Asheville

U  
N  
C  
A  
s  
h  
e  
v  
i  
l  
l  
e

U  
N  
C  
A  
s  
h  
e  
v  
i  
l  
l  
e



Average RPI Win: <b>242</b>	WON-LOST	WINNING	LAST 10	STRENGTH OF	OPP. STRENGTH	TEAM	ADJ.	CONF.	ADJ CONF.
Average RPI Loss: <b>185</b>	RECORD	PCT. RANK	GAMES	SCHEDULE	OF SCHEDULE	RPI	RPI	RPI	RPI
DIV. I ONLY	<b>13- 14</b>	<b>183</b>	<b>7- 3</b>	<b>215</b>	<b>287</b>	<b>201</b>	<b>201</b>	<b>17</b>	<b>17</b>
DIV. I NON-CONF.	<b>5- 6</b>	<b>186</b>	<b>0- 0</b>	<b>261</b>	<b>349</b>	<b>243</b>	<b>243</b>	<b>20</b>	<b>20</b>
TOTALS	RPI 1-25	RPI 26-50	W-L RECORDS	RPI 51-100	RPI 101-150	RPI 150+			
13- 14	0- 0	0- 0	OVERALL	1- 4	0- 2	12- 8			
8- 4	0- 0	0- 0	HOME	1- 1	0- 1	7- 2			
4- 9	0- 0	0- 0	AWAY	0- 2	0- 1	4- 6			
1- 1	0- 0	0- 0	NEUTRAL	0- 1	0- 0	1- 0			
5- 6	0- 0	0- 0	NON-CONFERENCE	0- 0	0- 2	5- 4			
2- 3	0- 0	0- 0	HOME	0- 0	0- 1	2- 2			
3- 3	0- 0	0- 0	AWAY	0- 0	0- 1	3- 2			
0- 0	0- 0	0- 0	NEUTRAL	0- 0	0- 0	0- 0			
8- 8	0- 0	0- 0	CONFERENCE	1- 4	0- 0	7- 4			
6- 1	0- 0	0- 0	HOME	1- 1	0- 0	5- 0			
1- 6	0- 0	0- 0	AWAY	0- 2	0- 0	1- 4			
1- 1	0- 0	0- 0	NEUTRAL	0- 1	0- 0	1- 0			

RPI 1-25			RPI 26-50			RPI 51-100			RPI 101+			Team's RPI: 201			
RPI	S	Opponent	Score	RPI	S	Opponent	Score	RPI	S	Opponent	Score	RPI	S	Opponent	Score
								78	A	Chattanooga	55 58	127	H	Radford	54 70
								78	H	Chattanooga	75 72	143	A	VCU	54 65
								78	N	Chattanooga	53 75	203	A	ETSU	52 60
								89	A	Mercer	47 58	203	H	ETSU	73 62
								89	H	Mercer	64 77	221	A	High Point	69 67
												228	A	Samford	55 47
												228	H	Samford	64 40
												231	H	Presbyterian	62 69
												238	A	Wofford	48 54
												238	H	Wofford	67 61
												241	H	UNC Asheville	63 77
												257	A	Furman	55 65
												257	H	Furman	65 52
												257	N	Furman	68 63
												264	A	Murray St.	70 81
												267	A	UMES	53 60
												270	H	Eastern Ky.	81 66
												272	H	Norfolk St.	59 52
												279	A	Western Caro.	73 77
												279	H	Western Caro.	62 45
												282	A	Tennessee Tech	65 59
												334	A	N.C. Central	64 51
LAST 12 Division I GAMES:															
				78	N	Chattanooga	53 75	228	A	Samford	55 47				
				257	N	Furman	68 63	257	H	Furman	65 52				
				279	A	Western Caro.	73 77	238	H	Wofford	67 61				
				203	H	ETSU	73 62	279	H	Western Caro.	62 45				
				78	H	Chattanooga	75 72	78	A	Chattanooga	55 58				
				89	A	Mercer	47 58	203	A	ETSU	52 60				

Non-Div I Games: Barton 70 48 UNC Pembroke 72 69 Greensboro 83 26 Brevard 77 34  
UNCG

Loss, Non-Conf, S Site, H Home A Away N Neutral

Average RPI Win:	222	WON-LOST	WINNING	LAST 10	STRENGTH OF	OPP. STRENGTH	TEAM	ADJ.	CONF.	ADJ CONF.
Average RPI Loss:	115	RECORD	PCT. RANK	GAMES	SCHEDULE	OF SCHEDULE	RPI	RPI	RPI	RPI
DIV. I ONLY	9- 19	269	3- 7	129	94	224	224	9	9	
DIV. I NON-CONF.	4- 6	209	0- 0	259	155	247	247	8	8	
TOTALS	RPI 1-25	RPI 26-50	W-L RECORDS	RPI 51-100	RPI 101-150	RPI 150+				
9- 19	0- 1	0- 5	OVERALL	0- 2	1- 5	8- 6				
5- 9	0- 0	0- 2	HOME	0- 1	1- 2	4- 4				
4- 10	0- 1	0- 3	AWAY	0- 1	0- 3	4- 2				
0- 0	0- 0	0- 0	NEUTRAL	0- 0	0- 0	0- 0				
4- 6	0- 1	0- 1	NON-CONFERENCE	0- 0	0- 0	4- 4				
2- 3	0- 0	0- 0	HOME	0- 0	0- 0	2- 3				
2- 3	0- 1	0- 1	AWAY	0- 0	0- 0	2- 1				
0- 0	0- 0	0- 0	NEUTRAL	0- 0	0- 0	0- 0				
5- 13	0- 0	0- 4	CONFERENCE	0- 2	1- 5	4- 2				
3- 6	0- 0	0- 2	HOME	0- 1	1- 2	2- 1				
2- 7	0- 0	0- 2	AWAY	0- 1	0- 3	2- 1				
0- 0	0- 0	0- 0	NEUTRAL	0- 0	0- 0	0- 0				

RPI 1-25				RPI 26-50				RPI 51-100				RPI 101+ Team's RPI: 224			
RPI	S	Opponent	Score	RPI	S	Opponent	Score	RPI	S	Opponent	Score	RPI	S	Opponent	Score
22	A	Tennessee	54 90	27	A	Elon	48 82	80	A	Drexel	51 76	129	A	William & Mary	52 58
				27	H	Elon	56 66	80	H	Drexel	38 71	129	H	William & Mary	43 57
				37	A	North Carolina St.	54 86					135	A	Delaware	40 57
				41	A	James Madison	51 73					135	H	Delaware	52 63
				41	H	James Madison	59 70					148	A	Northeastern	47 55
												148	H	Northeastern	68 63
												166	A	East Carolina	65 75
												167	H	La Salle	48 64
												188	A	Hofstra	56 54
												188	H	Hofstra	54 66
												192	H	Providence	49 65
												199	A	Towson	48 42
												199	H	Towson	59 56
												204	A	Col. of Charleston	37 76
												204	H	Col. of Charleston	67 61
												238	H	Wofford	67 71
												255	A	Georgia St.	72 66
												257	H	Furman	56 52
												272	H	Norfolk St.	64 56
												278	A	Davidson	67 58
LAST 12 Division I GAMES:															
				27	A	Elon	48 82	199	A	Towson	48 42				
				148	H	Northeastern	68 63	27	H	Elon	56 66				
				129	A	William & Mary	52 58	135	A	Delaware	40 57				
				188	H	Hofstra	54 66	204	H	Col. of Charleston	67 61				
				41	H	James Madison	59 70	199	H	Towson	59 56				
				80	A	Drexel	51 76	148	A	Northeastern	47 55				

Non-Div I Games: Catawba 91 65

UNCW

Loss, Non-Conf, S Site, H Home A Away N Neutral

Average RPI Win:	200	WON-LOST	WINNING	LAST 10	STRENGTH OF	OPP. STRENGTH	TEAM	ADJ.	CONF.	ADJ CONF.
Average RPI Loss:	63	RECORD	PCT. RANK	GAMES	SCHEDULE	OF SCHEDULE	RPI	RPI	RPI	RPI
DIV. I ONLY	21- 7	42	7- 3	125	120	47	47	16	16	
DIV. I NON-CONF.	6- 4	127	0- 0	24	14	43	43	14	14	
TOTALS	RPI 1-25	RPI 26-50	W-L RECORDS	RPI 51-100	RPI 101-150	RPI 150+				
21- 7	2- 0	0- 3	OVERALL	1- 3	2- 0	16- 1				
11- 2	2- 0	0- 2	HOME	0- 0	1- 0	8- 0				
8- 5	0- 0	0- 1	AWAY	1- 3	0- 0	7- 1				
2- 0	0- 0	0- 0	NEUTRAL	0- 0	1- 0	1- 0				
6- 4	2- 0	0- 1	NON-CONFERENCE	1- 3	2- 0	1- 0				
3- 1	2- 0	0- 1	HOME	0- 0	1- 0	0- 0				
1- 3	0- 0	0- 0	AWAY	1- 3	0- 0	0- 0				
2- 0	0- 0	0- 0	NEUTRAL	0- 0	1- 0	1- 0				
15- 3	0- 0	0- 2	CONFERENCE	0- 0	0- 0	15- 1				
8- 1	0- 0	0- 1	HOME	0- 0	0- 0	8- 0				
7- 2	0- 0	0- 1	AWAY	0- 0	0- 0	7- 1				
0- 0	0- 0	0- 0	NEUTRAL	0- 0	0- 0	0- 0				

RPI 1-25				RPI 26-50				Team's RPI: 47				RPI 51-100				RPI 101+			
RPI	S	Opponent	Score	RPI	S	Opponent	Score	RPI	S	Opponent	Score	RPI	S	Opponent	Score	RPI	S	Opponent	Score
19	H	Creighton	50 49	26	A	Drake	57 70	55	A	Iowa St.	68 76	114	H	North Dakota	74 53				
21	H	Kansas St.	67 59	26	H	Drake	79 88	62	A	Iowa	39 88	142	N	Idaho	76 74				
				31	H	South Dakota St.	50 61	65	A	IUPUI	69 62	151	A	Missouri St.	61 54				
								76	A	Oklahoma St.	57 81	151	H	Missouri St.	65 64				
												165	A	Southern Ill.	59 64				
												165	H	Southern Ill.	79 49				
												184	A	Wichita St.	63 61				
												184	H	Wichita St.	62 37				
												236	A	Indiana St.	61 59				
												236	H	Indiana St.	59 47				
												237	A	Bradley	72 53				
												237	H	Bradley	70 50				
												240	A	Evansville	62 36				
												240	H	Evansville	54 40				
												306	N	Denver	79 68				
												314	A	Illinois St.	78 40				
												314	H	Illinois St.	82 51				
												323	A	Loyola Chicago	89 43				
												323	H	Loyola Chicago	68 30				
LAST 12 Division I GAMES:																			
151	H	Missouri St.	65 64	237	H	Bradley	70 50												
184	H	Wichita St.	62 37	165	A	Southern Ill.	59 64												
26	A	Drake	57 70	240	A	Evansville	62 36												
236	A	Indiana St.	61 59	26	H	Drake	79 88												
323	A	Loyola Chicago	89 43	323	H	Loyola Chicago	68 30												
314	H	Illinois St.	82 51	236	H	Indiana St.	59 47												

Non-Div I Games: Wis.-Parkside 72 57

UNI

■ Loss, 
 ■ Non-Conf, 
 ■ S Site, 
 ■ Home 
 ■ Away 
 N Neutral

Average RPI Win:	201	WON-LOST	WINNING	LAST 10	STRENGTH OF	OPP. STRENGTH	TEAM	ADJ.	CONF.	ADJ CONF.
Average RPI Loss:	106	RECORD	PCT. RANK	GAMES	SCHEDULE	OF SCHEDULE	RPI	RPI	RPI	RPI
DIV. I ONLY	20- 9	71	7- 3	150	132	92	92	13	13	
DIV. I NON-CONF.	8- 3	67	0- 0	111	90	67	67	15	15	
TOTALS	RPI 1-25	RPI 26-50	W-L RECORDS	RPI 51-100	RPI 101-150	RPI 150+				
20- 9	0- 1	0- 3	OVERALL	3- 2	5- 0	12- 3				
11- 2	0- 0	0- 1	HOME	2- 0	2- 0	7- 1				
7- 4	0- 0	0- 1	AWAY	1- 1	1- 0	5- 2				
2- 3	0- 1	0- 1	NEUTRAL	0- 1	2- 0	0- 0				
8- 3	0- 1	0- 1	NON-CONFERENCE	1- 1	3- 0	4- 0				
4- 0	0- 0	0- 0	HOME	1- 0	1- 0	2- 0				
2- 0	0- 0	0- 0	AWAY	0- 0	0- 0	2- 0				
2- 3	0- 1	0- 1	NEUTRAL	0- 1	2- 0	0- 0				
12- 6	0- 0	0- 2	CONFERENCE	2- 1	2- 0	8- 3				
7- 2	0- 0	0- 1	HOME	1- 0	1- 0	5- 1				
5- 4	0- 0	0- 1	AWAY	1- 1	1- 0	3- 2				
0- 0	0- 0	0- 0	NEUTRAL	0- 0	0- 0	0- 0				

RPI 1-25				RPI 26-50				RPI 51-100				Team's RPI: 92	RPI 101+			
RPI	S	Opponent	Score	RPI	S	Opponent	Score	RPI	S	Opponent	Score		RPI	S	Opponent	Score
4	N	Oregon St.	59 62	30	N	South Fla.	42 77	66	A	Boise St.	58 55		116	H	Ole Miss	64 57
				49	A	Colorado St.	41 44	81	N	BYU	54 63		140	N	New Mexico St.	52 47
				49	H	Colorado St.	37 57	87	A	Wyoming	57 79		142	N	Idaho	73 61
								87	H	Wyoming	51 46		147	A	New Mexico	61 52
								90	H	Southern California	77 66		147	H	New Mexico	56 42
													170	H	Houston	64 53
													176	H	Fresno St.	54 38
													186	A	Utah St.	49 58
													186	H	Utah St.	55 53
													206	A	San Jose St.	63 55
													206	H	San Jose St.	65 76
													254	H	Tennessee St.	69 48
													259	A	San Diego St.	68 87
													259	H	San Diego St.	80 62
													281	A	Nevada	64 49
													281	H	Nevada	60 41
													310	A	Pepperdine	68 61
													321	A	Air Force	60 56
													321	H	Air Force	52 38
													327	A	UC Irvine	62 46
LAST 12 Division I GAMES:																
				176	H	Fresno St.	54 38						281	H	Nevada	60 41
				186	A	Utah St.	49 58						49	A	Colorado St.	41 44
				281	A	Nevada	64 49						147	A	New Mexico	61 52
				321	H	Air Force	52 38						206	H	San Jose St.	65 76
				259	H	San Diego St.	80 62						87	H	Wyoming	51 46
				206	A	San Jose St.	63 55						321	A	Air Force	60 56

Non-Div I Games: Concordia (CA) 102 46

UNLV

■ Loss, 
 ■ Non-Conf, S Site, 
 ■ Home 
 ■ Away 
 N Neutral

## USC Upstate

Through Games Of March 4, 2017

Average RPI Win:	300	WON-LOST	WINNING	LAST 10	STRENGTH OF	OPP. STRENGTH	TEAM	ADJ.	CONF.	ADJ CONF.
Average RPI Loss:	186	RECORD	PCT. RANK	GAMES	SCHEDULE	OF SCHEDULE	RPI	RPI	RPI	RPI
DIV. I ONLY	6- 21	312	1- 9	250	300	315	315	25	25	
DIV. I NON-CONF.	4- 8	230	0- 0	270	334	275	275	24	24	
TOTALS	RPI 1-25	RPI 26-50	W-L RECORDS	RPI 51-100	RPI 101-150	RPI 150+				
6- 21	0- 0	0- 0	OVERALL	0- 4	0- 6	6- 11				
3- 9	0- 0	0- 0	HOME	0- 1	0- 3	3- 5				
3- 12	0- 0	0- 0	AWAY	0- 3	0- 3	3- 6				
0- 0	0- 0	0- 0	NEUTRAL	0- 0	0- 0	0- 0				
4- 8	0- 0	0- 0	NON-CONFERENCE	0- 2	0- 1	4- 5				
1- 4	0- 0	0- 0	HOME	0- 0	0- 1	1- 3				
3- 4	0- 0	0- 0	AWAY	0- 2	0- 0	3- 2				
0- 0	0- 0	0- 0	NEUTRAL	0- 0	0- 0	0- 0				
2- 13	0- 0	0- 0	CONFERENCE	0- 2	0- 5	2- 6				
2- 5	0- 0	0- 0	HOME	0- 1	0- 2	2- 2				
0- 8	0- 0	0- 0	AWAY	0- 1	0- 3	0- 4				
0- 0	0- 0	0- 0	NEUTRAL	0- 0	0- 0	0- 0				

RPI 1-25				RPI 26-50				RPI 51-100				RPI 101+				Team's RPI: 315
RPI	S	Opponent	Score	RPI	S	Opponent	Score	RPI	S	Opponent	Score	RPI	S	Opponent	Score	
								53	A	West Virginia	33 91	101	A	Stetson	68 80	
								56	A	Purdue	41 71	101	A	Stetson	49 70	
								98	A	Jacksonville	46 59	101	H	Stetson	55 77	
								98	H	Jacksonville	47 65	105	A	FGCU	43 93	
												105	H	FGCU	50 80	
												129	H	William & Mary	46 49	
												187	H	Campbell	41 56	
												205	A	Illinois	57 77	
												231	A	Presbyterian	55 48	
												241	H	UNC Asheville	59 70	
												257	A	Furman	37 57	
												267	H	UMES	76 63	
												274	A	Kennesaw St.	67 74	
												274	H	Kennesaw St.	71 79	
												295	A	North Florida	74 77	
												295	H	North Florida	67 78	
												297	A	Lipscomb	77 84	
												297	H	Lipscomb	89 75	
												312	H	Gardner-Webb	53 57	
												320	A	NJIT	66 70	
												320	H	NJIT	75 58	
												334	A	N.C. Central	68 58	
												348	A	South Carolina St.	73 67	
LAST 12 Division I GAMES:																
				101	A	Stetson	49 70					297	H	Lipscomb	89 75	
				320	A	NJIT	66 70					274	A	Kennesaw St.	67 74	
				101	H	Stetson	55 77					297	A	Lipscomb	77 84	
				105	H	FGCU	50 80					274	H	Kennesaw St.	71 79	
				98	A	Jacksonville	46 59					105	A	FGCU	43 93	
				295	A	North Florida	74 77					101	A	Stetson	68 80	

Non-Div I Games: Bob Jones 92 50 Converse 93 35 Warren Wilson 91 53

USC Upstate

Loss, Non-Conf, S Site, H Home A Away N Neutral

Average RPI Win:	216	WON-LOST	WINNING	LAST 10	STRENGTH OF	OPP. STRENGTH	TEAM	ADJ.	CONF.	ADJ CONF.
Average RPI Loss:	115	RECORD	PCT. RANK	GAMES	SCHEDULE	OF SCHEDULE	RPI	RPI	RPI	RPI
DIV. I ONLY	19- 7	58	7- 3	172	190	83	83	21	21	
DIV. I NON-CONF.	5- 3	122	0- 0	75	48	63	63	19	19	
TOTALS	RPI 1-25	RPI 26-50	W-L RECORDS	RPI 51-100	RPI 101-150	RPI 150+				
19- 7	0- 1	1- 1	OVERALL	0- 2	3- 1	15- 2				
9- 3	0- 0	0- 1	HOME	0- 1	2- 0	7- 1				
9- 4	0- 1	1- 0	AWAY	0- 1	1- 1	7- 1				
1- 0	0- 0	0- 0	NEUTRAL	0- 0	0- 0	1- 0				
5- 3	0- 1	1- 0	NON-CONFERENCE	0- 2	0- 0	4- 0				
2- 1	0- 0	0- 0	HOME	0- 1	0- 0	2- 0				
2- 2	0- 1	1- 0	AWAY	0- 1	0- 0	1- 0				
1- 0	0- 0	0- 0	NEUTRAL	0- 0	0- 0	1- 0				
14- 4	0- 0	0- 1	CONFERENCE	0- 0	3- 1	11- 2				
7- 2	0- 0	0- 1	HOME	0- 0	2- 0	5- 1				
7- 2	0- 0	0- 0	AWAY	0- 0	1- 1	6- 1				
0- 0	0- 0	0- 0	NEUTRAL	0- 0	0- 0	0- 0				

RPI 1-25			RPI 26-50			RPI 51-100			Team's RPI: 83	RPI 101+		
RPI	S	Opponent	Score	RPI	S	Opponent	Score	RPI	S	Opponent	Score	
21	A	Kansas St.	49 62	39	A	Western Ky.	71 68	97	A	Texas Tech	60 79	125 A Troy 68 85
				45	H	Little Rock	49 58	100	H	SFA	60 65	125 H Troy 78 72
												150 A Louisiana 79 76
												150 H Louisiana 79 66
												164 A Texas St. 61 39
												164 H Texas St. 69 75
												178 H UTSA 75 54
												184 H Wichita St. 74 70
												198 A Seton Hall 86 61
												225 A Appalachian St. 73 62
												225 H Appalachian St. 74 63
												232 A Ga. Southern 69 60
												245 A Coastal Caro. 70 41
												245 H Coastal Caro. 60 58
												252 A South Ala. 73 49
												252 H South Ala. 53 41
												255 A Georgia St. 59 64
												259 N San Diego St. 64 58
												322 H Arkansas St. 69 58
												330 A La.-Monroe 83 47
												330 H La.-Monroe 93 59
LAST 12 Division I GAMES:												
150	A	Louisiana	79 76	322	H	Arkansas St.	69 58					
330	A	La.-Monroe	83 47	45	H	Little Rock	49 58					
252	H	South Ala.	53 41	164	H	Texas St.	69 75					
125	H	Troy	78 72	225	A	Appalachian St.	73 62					
255	A	Georgia St.	59 64	245	A	Coastal Caro.	70 41					
232	A	Ga. Southern	69 60	330	H	La.-Monroe	93 59					

Non-Div I Games: Tex. A&M-Commerce 80 50 Eastern N.M. 65 48

UT Arlington

Loss, Non-Conf, S Site, H Home A Away N Neutral

Average RPI Win:	260	WON-LOST	WINNING	LAST 10	STRENGTH OF	OPP. STRENGTH	TEAM	ADJ.	CONF.	ADJ CONF.
Average RPI Loss:	153	RECORD	PCT. RANK	GAMES	SCHEDULE	OF SCHEDULE	RPI	RPI	RPI	RPI
DIV. I ONLY	12- 19	239	7- 3	183	218	220	220	26	26	
DIV. I NON-CONF.	3- 10	280	0- 0	122	44	240	240	26	26	
TOTALS	RPI 1-25	RPI 26-50	W-L RECORDS	RPI 51-100	RPI 101-150	RPI 150+				
12- 19	0- 3	0- 0	OVERALL	0- 5	0- 1	12- 10				
7- 6	0- 1	0- 0	HOME	0- 1	0- 1	7- 3				
4- 12	0- 2	0- 0	AWAY	0- 3	0- 0	4- 7				
1- 1	0- 0	0- 0	NEUTRAL	0- 1	0- 0	1- 0				
3- 10	0- 3	0- 0	NON-CONFERENCE	0- 3	0- 1	3- 3				
2- 3	0- 1	0- 0	HOME	0- 1	0- 1	2- 0				
1- 7	0- 2	0- 0	AWAY	0- 2	0- 0	1- 3				
0- 0	0- 0	0- 0	NEUTRAL	0- 0	0- 0	0- 0				
9- 9	0- 0	0- 0	CONFERENCE	0- 2	0- 0	9- 7				
5- 3	0- 0	0- 0	HOME	0- 0	0- 0	5- 3				
3- 5	0- 0	0- 0	AWAY	0- 1	0- 0	3- 4				
1- 1	0- 0	0- 0	NEUTRAL	0- 1	0- 0	1- 0				

RPI 1-25				RPI 26-50				RPI 51-100				RPI 101+ Team's RPI: 220			
RPI	S	Opponent	Score	RPI	S	Opponent	Score	RPI	S	Opponent	Score	RPI	S	Opponent	Score
11	H	Louisville	57 100					57	A	Ohio	55 72	110	H	Vanderbilt	77 79
16	A	DePaul	68 100					60	A	Belmont	66 71	152	A	Oral Roberts	53 82
24	A	Missouri	69 80					60	N	Belmont	62 83	165	H	Southern Ill.	76 68
								68	A	Northwestern	59 82	182	H	Morehead St.	68 89
								78	H	Chattanooga	60 80	207	A	SIUE	82 72
												207	H	SIUE	68 70
												228	A	Samford	62 69
												251	H	Jacksonville St.	94 83
												254	A	Tennessee St.	80 85
												262	A	Austin Peay	60 85
												262	H	Austin Peay	83 80
												262	N	Austin Peay	59 43
												264	A	Murray St.	90 70
												264	H	Murray St.	83 82
												268	A	Southeast Mo. St.	82 73
												268	H	Southeast Mo. St.	79 82
												270	H	Eastern Ky.	66 56
												279	A	Western Caro.	84 72
												282	A	Tennessee Tech	71 81
												296	A	N.C. A&T	59 74
												300	A	Eastern Ill.	70 80
												300	H	Eastern Ill.	74 72
												322	H	Arkansas St.	68 63
LAST 12 Division I GAMES:															
		60	N	Belmont	62	83		300	H	Eastern Ill.	74	72			
		262	N	Austin Peay	59	43		270	H	Eastern Ky.	66	56			
		264	H	Murray St.	83	82		282	A	Tennessee Tech	71	81			
		262	A	Austin Peay	60	85		264	A	Murray St.	90	70			
		268	A	Southeast Mo. St.	82	73		262	H	Austin Peay	83	80			
		207	A	SIUE	82	72		207	H	SIUE	68	70			

Non-Div I Games:

UT Martin

■ Loss, 
■ Non-Conf, 
■ S Site, 
■ H Home 
■ A Away 
N Neutral

Average RPI Win:	280	WON-LOST	WINNING	LAST 10	STRENGTH OF	OPP. STRENGTH	TEAM	ADJ.	CONF.	ADJ CONF.
Average RPI Loss:	141	RECORD	PCT. RANK	GAMES	SCHEDULE	OF SCHEDULE	RPI	RPI	RPI	RPI
DIV. I ONLY	7- 22	307	2- 8	167	160	299	299	14	14	
DIV. I NON-CONF.	2- 9	293	0- 0	115	189	297	297	16	16	
TOTALS	RPI 1-25	RPI 26-50	W-L RECORDS	RPI 51-100	RPI 101-150	RPI 150+				
7- 22	0- 1	0- 3	OVERALL	0- 1	1- 8	6- 9				
6- 8	0- 0	0- 1	HOME	0- 0	1- 2	5- 5				
1- 9	0- 0	0- 0	AWAY	0- 1	0- 5	1- 3				
0- 5	0- 1	0- 2	NEUTRAL	0- 0	0- 1	0- 1				
2- 9	0- 1	0- 2	NON-CONFERENCE	0- 0	0- 3	2- 3				
2- 3	0- 0	0- 0	HOME	0- 0	0- 1	2- 2				
0- 1	0- 0	0- 0	AWAY	0- 0	0- 1	0- 0				
0- 5	0- 1	0- 2	NEUTRAL	0- 0	0- 1	0- 1				
5- 13	0- 0	0- 1	CONFERENCE	0- 1	1- 5	4- 6				
4- 5	0- 0	0- 1	HOME	0- 0	1- 1	3- 3				
1- 8	0- 0	0- 0	AWAY	0- 1	0- 4	1- 3				
0- 0	0- 0	0- 0	NEUTRAL	0- 0	0- 0	0- 0				

RPI 1-25				RPI 26-50				RPI 51-100				RPI 101+				Team's RPI: 299	
RPI	S	Opponent	Score	RPI	S	Opponent	Score	RPI	S	Opponent	Score	RPI	S	Opponent	Score		
21	N	Kansas St.	40 61	35	N	LSU	45 78	82	A	Middle Tenn.	53 76	112	A	Charlotte	74 84		
				37	N	North Carolina St.	55 71					120	A	Southern Miss.	48 73		
				39	H	Western Ky.	54 71					120	H	Southern Miss.	68 79		
												130	N	Alabama	60 78		
												132	A	Old Dominion	68 87		
												140	H	New Mexico St.	59 67		
												145	A	Louisiana Tech	61 69		
												145	H	Louisiana Tech	69 62		
												147	A	New Mexico	66 79		
												157	N	Pittsburgh	46 71		
												163	H	Rice	76 80		
												173	A	UAB	61 74		
												178	A	UTSA	76 97		
												178	H	UTSA	81 83		
												191	H	Texas Southern	68 89		
												196	H	North Texas	69 76		
												243	H	Marshall	84 74		
												250	H	CSU Bakersfield	74 61		
												289	H	Northern Ariz.	51 65		
												307	A	FIU	87 88		
												307	H	FIU	88 47		
												337	A	Fla. Atlantic	51 50		
												337	H	Fla. Atlantic	69 59		
												338	H	Houston Baptist	75 45		
LAST 12 Division I GAMES:																	
				112	A	Charlotte	74 84					120	A	Southern Miss.	48 73		
				132	A	Old Dominion	68 87					145	A	Louisiana Tech	61 69		
				307	H	FIU	88 47					82	A	Middle Tenn.	53 76		
				337	H	Fla. Atlantic	69 59					173	A	UAB	61 74		
				163	H	Rice	76 80					243	H	Marshall	84 74		
				196	H	North Texas	69 76					39	H	Western Ky.	54 71		

Non-Div I Games: Western N.M. 93 46

UTEP

■ Loss, 
 ■ Non-Conf, 
 ■ S Site, 
 ■ Home 
 ■ Away 
 N Neutral



Average RPI Win:	297	WON-LOST	WINNING	LAST 10	STRENGTH OF	OPP. STRENGTH	TEAM	ADJ.	CONF.	ADJ CONF.
Average RPI Loss:	152	RECORD	PCT. RANK	GAMES	SCHEDULE	OF SCHEDULE	RPI	RPI	RPI	RPI
DIV. I ONLY	15- 12	138	5- 5	338	240	222	222	29	29	
DIV. I NON-CONF.	7- 6	157	1- 1	324	68	198	198	29	29	
TOTALS	RPI 1-25	RPI 26-50	W-L RECORDS	RPI 51-100	RPI 101-150	RPI 150+				
15- 12	0- 2	0- 0	OVERALL	0- 1	0- 3	15- 6				
8- 4	0- 0	0- 0	HOME	0- 0	0- 1	8- 3				
6- 8	0- 2	0- 0	AWAY	0- 1	0- 2	6- 3				
1- 0	0- 0	0- 0	NEUTRAL	0- 0	0- 0	1- 0				
7- 6	0- 2	0- 0	NON-CONFERENCE	0- 1	0- 1	7- 2				
4- 1	0- 0	0- 0	HOME	0- 0	0- 0	4- 1				
2- 5	0- 2	0- 0	AWAY	0- 1	0- 1	2- 1				
1- 0	0- 0	0- 0	NEUTRAL	0- 0	0- 0	1- 0				
8- 6	0- 0	0- 0	CONFERENCE	0- 0	0- 2	8- 4				
4- 3	0- 0	0- 0	HOME	0- 0	0- 1	4- 2				
4- 3	0- 0	0- 0	AWAY	0- 0	0- 1	4- 2				
0- 0	0- 0	0- 0	NEUTRAL	0- 0	0- 0	0- 0				

RPI 1-25				RPI 26-50				RPI 51-100				RPI 101+ Team's RPI: 222			
RPI	S	Opponent	Score	RPI	S	Opponent	Score	RPI	S	Opponent	Score	RPI	S	Opponent	Score
12	A	Texas	61 85					76	A	Oklahoma St.	53 86	107	A	Abilene Christian	54 70
20	A	Oklahoma	59 92									140	A	New Mexico St.	67 87
												140	H	New Mexico St.	46 64
												170	H	Houston	52 68
												196	N	North Texas	74 69
												197	A	Nebraska	53 71
												213	A	Seattle U	58 57
												213	H	Seattle U	54 67
												246	A	Grand Canyon	59 60
												246	H	Grand Canyon	52 49
												250	A	CSU Bakersfield	46 74
												250	H	CSU Bakersfield	61 67
												269	H	Prairie View	82 74
												287	A	A&M-Corpus Christi	68 65
												287	H	A&M-Corpus Christi	55 46
												298	H	North Dakota St.	81 67
												311	A	UMKC	63 52
												311	H	UMKC	74 39
												335	A	Utah Valley	64 45
												335	H	Utah Valley	64 55
												339	A	Sam Houston St.	69 45
												339	H	Sam Houston St.	78 50
												344	A	Chicago St.	57 46
												344	H	Chicago St.	71 43
LAST 12 Division I GAMES:															
107	A	Abilene Christian	54 70	250	H	CSU Bakersfield	61 67								
196	N	North Texas	74 69	246	H	Grand Canyon	52 49								
140	H	New Mexico St.	46 64	311	A	UMKC	63 52								
335	A	Utah Valley	64 45	213	H	Seattle U	54 67								
213	A	Seattle U	58 57	335	H	Utah Valley	64 55								
140	A	New Mexico St.	67 87	344	A	Chicago St.	57 46								

Non-Div I Games: St. Thomas (TX) 63 56 Texas Lutheran 68 52 Evangel 86 55

UTRGV

Loss, Non-Conf, S Site, H Home A Away N Neutral

Average RPI Win:	221	WON-LOST	WINNING	LAST 10	STRENGTH OF	OPP. STRENGTH	TEAM	ADJ.	CONF.	ADJ CONF.
Average RPI Loss:	120	RECORD	PCT. RANK	GAMES	SCHEDULE	OF SCHEDULE	RPI	RPI	RPI	RPI
DIV. I ONLY	13- 14	183	4- 6	137	124	178	178	14	14	
DIV. I NON-CONF.	3- 6	230	0- 0	30	47	183	183	16	16	
TOTALS	RPI 1-25	RPI 26-50	W-L RECORDS	RPI 51-100	RPI 101-150	RPI 150+				
13- 14	0- 1	1- 1	OVERALL	0- 3	3- 5	9- 4				
8- 7	0- 0	1- 0	HOME	0- 1	2- 2	5- 4				
5- 7	0- 1	0- 1	AWAY	0- 2	1- 3	4- 0				
0- 0	0- 0	0- 0	NEUTRAL	0- 0	0- 0	0- 0				
3- 6	0- 1	0- 1	NON-CONFERENCE	0- 2	1- 1	2- 1				
3- 3	0- 0	0- 0	HOME	0- 1	1- 1	2- 1				
0- 3	0- 1	0- 1	AWAY	0- 1	0- 0	0- 0				
0- 0	0- 0	0- 0	NEUTRAL	0- 0	0- 0	0- 0				
10- 8	0- 0	1- 0	CONFERENCE	0- 1	2- 4	7- 3				
5- 4	0- 0	1- 0	HOME	0- 0	1- 1	3- 3				
5- 4	0- 0	0- 0	AWAY	0- 1	1- 3	4- 0				
0- 0	0- 0	0- 0	NEUTRAL	0- 0	0- 0	0- 0				

RPI 1-25				RPI 26-50				RPI 51-100				RPI 101+ Team's RPI: 178			
RPI	S	Opponent	Score	RPI	S	Opponent	Score	RPI	S	Opponent	Score	RPI	S	Opponent	Score
12	A	Texas	43 76	34	A	Oregon	63 77	73	H	Tulane	66 75	107	H	Abilene Christian	71 68
				39	H	Western Ky.	80 77	82	A	Middle Tenn.	63 77	112	A	Charlotte	67 78
								83	A	UT Arlington	54 75	120	A	Southern Miss.	71 74
												120	H	Southern Miss.	68 69
												121	H	Northern Colo.	66 73
												132	A	Old Dominion	81 68
												145	A	Louisiana Tech	71 77
												145	H	Louisiana Tech	63 61
												163	H	Rice	61 66
												164	H	Texas St.	72 47
												170	H	Houston	49 56
												173	A	UAB	82 67
												196	H	North Texas	55 58
												229	H	Liberty	80 64
												243	H	Marshall	81 88
												299	A	UTEP	83 81
												299	H	UTEP	97 76
												307	A	FIU	70 61
												307	H	FIU	69 55
												337	A	Fla. Atlantic	72 62
												337	H	Fla. Atlantic	97 66
LAST 12 Division I GAMES:															
132	A	Old Dominion	81 68	145	A	Louisiana Tech	71 77								
112	A	Charlotte	67 78	120	A	Southern Miss.	71 74								
337	H	Fla. Atlantic	97 66	173	A	UAB	82 67								
307	H	FIU	69 55	82	A	Middle Tenn.	63 77								
196	H	North Texas	55 58	39	H	Western Ky.	80 77								
163	H	Rice	61 66	243	H	Marshall	81 88								

Non-Div I Games: Tex. A&M-Kingsville70 44 Angelo St. 77 85

UTSA

Loss, Non-Conf, S Site, H Home A Away N Neutral

Average RPI Win:	162	WON-LOST	WINNING	LAST 10	STRENGTH OF	OPP. STRENGTH	TEAM	ADJ.	CONF.	ADJ CONF.
Average RPI Loss:	38	RECORD	PCT. RANK	GAMES	SCHEDULE	OF SCHEDULE	RPI	RPI	RPI	RPI
DIV. I ONLY	16- 14	159	3- 7	38	39	77	77	1	1	
DIV. I NON-CONF.	11- 0	1	0- 0	183	303	30	30	1	1	
TOTALS	RPI 1-25	RPI 26-50	W-L RECORDS	RPI 51-100	RPI 101-150	RPI 150+				
16- 14	0- 7	0- 4	OVERALL	5- 0	4- 3	7- 0				
9- 7	0- 3	0- 2	HOME	3- 0	1- 2	5- 0				
6- 6	0- 4	0- 1	AWAY	2- 0	2- 1	2- 0				
1- 1	0- 0	0- 1	NEUTRAL	0- 0	1- 0	0- 0				
11- 0	0- 0	0- 0	NON-CONFERENCE	2- 0	2- 0	7- 0				
7- 0	0- 0	0- 0	HOME	2- 0	0- 0	5- 0				
3- 0	0- 0	0- 0	AWAY	0- 0	1- 0	2- 0				
1- 0	0- 0	0- 0	NEUTRAL	0- 0	1- 0	0- 0				
5- 14	0- 7	0- 4	CONFERENCE	3- 0	2- 3	0- 0				
2- 7	0- 3	0- 2	HOME	1- 0	1- 2	0- 0				
3- 6	0- 4	0- 1	AWAY	2- 0	1- 1	0- 0				
0- 1	0- 0	0- 1	NEUTRAL	0- 0	0- 0	0- 0				

RPI	S	Opponent	Score	RPI	S	Opponent	Score	RPI	S	Opponent	Score	RPI	S	Opponent	Score
4	A	Oregon St.	44 70	33	H	Arizona St.	44 66	52	A	California	73 64	103	A	Washington St.	74 57
4	H	Oregon St.	49 63	33	N	Arizona St.	54 72	52	H	California	63 57	103	H	Washington St.	55 61
8	A	Stanford	51 87	34	A	Oregon	66 84	79	H	Montana St.	74 64	106	A	Colorado	49 54
8	H	Stanford	58 77	34	H	Oregon	61 73	81	H	BYU	77 60	106	H	Colorado	58 53
9	A	UCLA	56 67					90	A	Southern California	58 53	112	N	Charlotte	81 68
10	A	Washington	77 84									117	A	St. Mary's (CA)	63 62
10	H	Washington	53 82									133	H	Arizona	70 81
												176	A	Fresno St.	65 55
												186	H	Utah St.	65 58
												249	H	Weber St.	71 52
												281	A	Nevada	80 50
												285	H	Southern Utah	69 43
												289	H	Northern Ariz.	78 65
												335	H	Utah Valley	100 52
LAST 12 Division I GAMES:															
33	N	Arizona St.	54 72	52	A	California	73 64								
10	A	Washington	77 84	103	H	Washington St.	55 61								
103	A	Washington St.	74 57	10	H	Washington	53 82								
4	H	Oregon St.	49 63	106	H	Colorado	58 53								
34	H	Oregon	61 73	106	A	Colorado	49 54								
8	A	Stanford	51 87	34	A	Oregon	66 84								

Non-Div I Games:

Utah

■ Loss, 
 ■ Non-Conf, 
 ■ S Site, 
 ■ H Home 
 ■ A Away 
 N Neutral

Average RPI Win:	220	WON-LOST	WINNING	LAST 10	STRENGTH OF	OPP. STRENGTH	TEAM	ADJ.	CONF.	ADJ CONF.
Average RPI Loss:	141	RECORD	PCT. RANK	GAMES	SCHEDULE	OF SCHEDULE	RPI	RPI	RPI	RPI
DIV. I ONLY	15- 13	155	7- 3	218	178	186	186	13	13	
DIV. I NON-CONF.	6- 4	127	0- 0	327	273	235	235	15	15	
TOTALS	RPI 1-25	RPI 26-50	W-L RECORDS	RPI 51-100	RPI 101-150	RPI 150+				
15- 13	0- 0	1- 1	OVERALL	3- 6	0- 3	11- 3				
11- 4	0- 0	1- 0	HOME	3- 2	0- 1	7- 1				
3- 9	0- 0	0- 1	AWAY	0- 4	0- 2	3- 2				
1- 0	0- 0	0- 0	NEUTRAL	0- 0	0- 0	1- 0				
6- 4	0- 0	0- 0	NON-CONFERENCE	1- 2	0- 1	5- 1				
4- 2	0- 0	0- 0	HOME	1- 1	0- 0	3- 1				
1- 2	0- 0	0- 0	AWAY	0- 1	0- 1	1- 0				
1- 0	0- 0	0- 0	NEUTRAL	0- 0	0- 0	1- 0				
9- 9	0- 0	1- 1	CONFERENCE	2- 4	0- 2	6- 2				
7- 2	0- 0	1- 0	HOME	2- 1	0- 1	4- 0				
2- 7	0- 0	0- 1	AWAY	0- 3	0- 1	2- 2				
0- 0	0- 0	0- 0	NEUTRAL	0- 0	0- 0	0- 0				

RPI 1-25				RPI 26-50				RPI 51-100				RPI 101+				Team's RPI: 186
RPI	S	Opponent	Score	RPI	S	Opponent	Score	RPI	S	Opponent	Score	RPI	S	Opponent	Score	
				49	A	Colorado St.	43 74	66	A	Boise St.	56 76	133	A	Arizona	57 61	
				49	H	Colorado St.	55 48	66	H	Boise St.	65 63	147	A	New Mexico	67 78	
								77	A	Utah	58 65	147	H	New Mexico	58 68	
								79	H	Montana St.	64 56	169	H	Idaho St.	69 56	
								81	H	BYU	40 60	176	A	Fresno St.	52 47	
								87	A	Wyoming	40 59	206	H	San Jose St.	82 78	
								87	H	Wyoming	48 71	259	A	San Diego St.	59 66	
								92	A	UNLV	53 55	259	H	San Diego St.	53 47	
								92	H	UNLV	58 49	281	A	Nevada	81 69	
												281	H	Nevada	60 57	
												285	H	Southern Utah	54 70	
												321	A	Air Force	61 64	
												321	H	Air Force	65 62	
												325	A	Montana	65 47	
												327	H	UC Irvine	66 52	
												332	N	Incarnate Word	79 46	
												335	H	Utah Valley	56 45	
LAST 12 Division I GAMES:																
				92	H	UNLV	58 49	49	H	Colorado St.	55 48					
				321	A	Air Force	61 64	66	H	Boise St.	65 63					
				206	H	San Jose St.	82 78	281	A	Nevada	81 69					
				281	H	Nevada	60 57	176	A	Fresno St.	52 47					
				259	A	San Diego St.	59 66	147	H	New Mexico	58 68					
				87	A	Wyoming	40 59	49	A	Colorado St.	43 74					

Non-Div I Games: Westminster (UT) 72 49

Utah St.

■ Loss, 
 ■ Non-Conf, 
 ■ S Site, 
 ■ H Home 
 ■ A Away 
 N Neutral

## Utah Valley

Through Games Of March 4, 2017

Average RPI Win:	317	WON-LOST	WINNING	LAST 10	STRENGTH OF	OPP. STRENGTH	TEAM	ADJ.	CONF.	ADJ CONF.
Average RPI Loss:	199	RECORD	PCT. RANK	GAMES	SCHEDULE	OF SCHEDULE	RPI	RPI	RPI	RPI
DIV. I ONLY	6- 21	312	2- 8	320	293	335	335	29	29	
DIV. I NON-CONF.	3- 10	280	0- 0	305	221	323	323	29	29	
TOTALS	RPI 1-25	RPI 26-50	W-L RECORDS	RPI 51-100	RPI 101-150	RPI 150+				
6- 21	0- 0	0- 1	OVERALL	0- 2	0- 3	6- 15				
4- 8	0- 0	0- 0	HOME	0- 1	0- 2	4- 5				
2- 11	0- 0	0- 0	AWAY	0- 0	0- 0	2- 3				
0- 2	0- 0	0- 1	NEUTRAL	0- 0	0- 0	0- 1				
3- 10	0- 0	0- 1	NON-CONFERENCE	0- 2	0- 1	3- 6				
2- 3	0- 0	0- 0	HOME	0- 1	0- 1	2- 1				
1- 5	0- 0	0- 0	AWAY	0- 1	0- 0	1- 4				
0- 2	0- 0	0- 1	NEUTRAL	0- 0	0- 0	0- 1				
3- 11	0- 0	0- 0	CONFERENCE	0- 0	0- 2	3- 9				
2- 5	0- 0	0- 0	HOME	0- 0	0- 1	2- 4				
1- 6	0- 0	0- 0	AWAY	0- 0	0- 1	1- 5				
0- 0	0- 0	0- 0	NEUTRAL	0- 0	0- 0	0- 0				

RPI S	Opponent	Score	RPI S	Opponent	Score	RPI S	Opponent	Score	RPI S	Opponent	Score	Team's RPI: 335
38 N	Central Mich.	62 71	77 A	Utah	52 100	81 H	BYU	50 68	139 H	Eastern Wash.	50 83	
									140 A	New Mexico St.	46 63	
									140 H	New Mexico St.	53 66	
									169 A	Idaho St.	56 61	
									186 A	Utah St.	45 56	
									207 N	SIUE	64 71	
									213 A	Seattle U	55 65	
									213 H	Seattle U	51 69	
									222 A	UTRGV	55 64	
									222 H	UTRGV	45 64	
									246 A	Grand Canyon	42 60	
									246 H	Grand Canyon	46 62	
									249 H	Weber St.	61 64	
									250 A	CSU Bakersfield	39 55	
									250 H	CSU Bakersfield	59 63	
									265 A	Cal Poly	65 77	
									285 A	Southern Utah	70 64	
									306 H	Denver	72 58	
									310 H	Pepperdine	72 65	
									311 A	UMKC	63 66	
									311 H	UMKC	58 39	
									321 A	Air Force	53 64	
									344 A	Chicago St.	62 59	
									344 H	Chicago St.	73 54	
LAST 12 Division I GAMES:												
213 A	Seattle U	55 65	311 H	UMKC	58 39							
222 H	UTRGV	45 64	213 H	Seattle U	51 69							
140 H	New Mexico St.	53 66	140 A	New Mexico St.	46 63							
246 A	Grand Canyon	42 60	222 A	UTRGV	55 64							
250 A	CSU Bakersfield	39 55	250 H	CSU Bakersfield	59 63							
344 H	Chicago St.	73 54	311 A	UMKC	63 66							

Non-Div I Games: Dixie St. 68 56 Antelope Valley 87 47

Utah Valley

Loss, Non-Conf, S Site, H Home A Away N Neutral

Average RPI Win:	216	WON-LOST	WINNING	LAST 10	STRENGTH OF	OPP. STRENGTH	TEAM	ADJ.	CONF.	ADJ CONF.
Average RPI Loss:	97	RECORD	PCT. RANK	GAMES	SCHEDULE	OF SCHEDULE	RPI	RPI	RPI	RPI
DIV. I ONLY	16- 15	166	5- 5	107	119	143	143	12	12	
DIV. I NON-CONF.	7- 6	157	0- 0	110	120	130	130	12	12	
TOTALS	RPI 1-25	RPI 26-50	W-L RECORDS	RPI 51-100	RPI 101-150	RPI 150+				
16- 15	0- 0	0- 3	OVERALL	1- 5	2- 6	13- 1				
9- 6	0- 0	0- 1	HOME	0- 3	1- 2	8- 0				
5- 8	0- 0	0- 0	AWAY	0- 0	1- 0	4- 0				
2- 1	0- 0	0- 1	NEUTRAL	1- 0	0- 0	1- 0				
7- 6	0- 0	0- 0	NON-CONFERENCE	1- 3	1- 3	5- 0				
3- 3	0- 0	0- 0	HOME	0- 2	1- 1	2- 0				
2- 3	0- 0	0- 0	AWAY	0- 1	0- 2	2- 0				
2- 0	0- 0	0- 0	NEUTRAL	1- 0	0- 0	1- 0				
9- 9	0- 0	0- 3	CONFERENCE	0- 2	1- 3	8- 1				
6- 3	0- 0	0- 1	HOME	0- 1	0- 1	6- 0				
3- 5	0- 0	0- 1	AWAY	0- 1	1- 2	2- 1				
0- 1	0- 0	0- 1	NEUTRAL	0- 0	0- 0	0- 0				

RPI S	Opponent	Score	RPI S	Opponent	Score	RPI S	Opponent	Score	RPI S	Opponent	Score	Team's RPI: 143
36	H Dayton	48 68	36	N Dayton	61 77	54	N Villanova	68 66	108	A Saint Joseph's	58 64	
50	A George Washington	67 81				65	H IUPUI	62 71	108	H Saint Joseph's	70 80	
						70	H Minnesota	69 79	116	A Ole Miss	57 77	
						88	A Wake Forest	54 60	119	A Duquesne	51 70	
						95	A Saint Louis	72 77	122	A Fordham	61 58	
						95	H Saint Louis	48 62	132	A Old Dominion	60 70	
									144	H Iona	57 59	
									149	H Brown	85 72	
									167	H La Salle	61 56	
									187	A Campbell	66 53	
									190	N American	68 62	
									193	A George Mason	59 70	
									201	H UNCG	65 54	
									235	A Richmond	57 55	
									235	H Richmond	72 64	
									235	H Richmond	62 55	
									248	A St. Bonaventure	77 60	
									257	A Furman	75 61	
									278	H Davidson	54 47	
									286	H Coppin St.	73 44	
									301	H Rhode Island	68 57	
									308	H Massachusetts	55 52	
LAST 12 Division I GAMES:												
36	N Dayton	61 77	95	A Saint Louis	72 77							
235	H Richmond	72 64	36	H Dayton	48 68							
278	H Davidson	54 47	235	A Richmond	57 55							
248	A St. Bonaventure	77 60	308	H Massachusetts	55 52							
108	H Saint Joseph's	70 80	122	A Fordham	61 58							
119	A Duquesne	51 70	301	H Rhode Island	68 57							

Non-Div I Games:

VCU

■ Loss, 
 ■ Non-Conf, 
 ■ S Site, 
 ■ H Home 
 ■ A Away 
 N Neutral

## Valparaiso

Through Games Of March 4, 2017

Average RPI Win:	284	WON-LOST	WINNING	LAST 10	STRENGTH OF	OPP. STRENGTH	TEAM	ADJ.	CONF.	ADJ CONF.
Average RPI Loss:	159	RECORD	PCT. RANK	GAMES	SCHEDULE	OF SCHEDULE	RPI	RPI	RPI	RPI
DIV. I ONLY	8- 21	292	5- 5	208	226	292	292	19	19	
DIV. I NON-CONF.	3- 6	230	0- 0	257	188	271	271	21	21	
TOTALS	RPI 1-25	RPI 26-50	W-L RECORDS	RPI 51-100	RPI 101-150	RPI 150+				
8- 21	0- 1	0- 4	OVERALL	0- 0	0- 5	8- 11				
5- 8	0- 0	0- 1	HOME	0- 0	0- 2	5- 5				
2- 12	0- 0	0- 0	AWAY	0- 0	0- 0	2- 0				
1- 1	0- 0	0- 1	NEUTRAL	0- 0	0- 0	1- 0				
3- 6	0- 1	0- 1	NON-CONFERENCE	0- 0	0- 1	3- 3				
2- 2	0- 0	0- 0	HOME	0- 0	0- 0	2- 2				
1- 4	0- 1	0- 1	AWAY	0- 0	0- 1	1- 1				
0- 0	0- 0	0- 0	NEUTRAL	0- 0	0- 0	0- 0				
5- 15	0- 0	0- 3	CONFERENCE	0- 0	0- 4	5- 8				
3- 6	0- 0	0- 1	HOME	0- 0	0- 2	3- 3				
1- 8	0- 0	0- 1	AWAY	0- 0	0- 2	1- 5				
1- 1	0- 0	0- 1	NEUTRAL	0- 0	0- 0	1- 0				

RPI	S	Opponent	Score	RPI	S	Opponent	Score	RPI	S	Opponent	Score	RPI	S	Opponent	Score	Team's RPI: 292
2	A	Notre Dame	54 114	28	A	Green Bay	35 56					101	A	Stetson	75 87	
				28	H	Green Bay	36 75					136	A	Wright St.	48 63	
				28	N	Green Bay	60 89					136	H	Wright St.	52 65	
				48	A	Indiana	58 87					146	A	Oakland	63 104	
												146	H	Oakland	60 98	
												153	A	Milwaukee	64 80	
												153	H	Milwaukee	74 85	
												155	A	Detroit Mercy	60 85	
												155	H	Detroit Mercy	57 55	
												180	A	Cleveland St.	60 71	
												180	H	Cleveland St.	62 66	
												229	H	Liberty	70 68	
												237	H	Bradley	56 67	
												240	H	Evansville	65 70	
												294	A	Northern Ky.	41 32	
												294	H	Northern Ky.	55 70	
												300	H	Eastern Ill.	73 68	
												314	A	Illinois St.	56 77	
												317	A	Youngstown St.	70 76	
												317	H	Youngstown St.	77 60	
												317	N	Youngstown St.	79 62	
												318	A	Ill.-Chicago	60 74	
												318	H	Ill.-Chicago	72 63	
												344	A	Chicago St.	53 51	
LAST 12 Division I GAMES:																
				28	N	Green Bay	60 89			294	A	Northern Ky.	41	32		
				317	N	Youngstown St.	79 62			136	A	Wright St.	48	63		
				318	H	Ill.-Chicago	72 63			180	H	Cleveland St.	62	66		
				153	A	Milwaukee	64 80			317	H	Youngstown St.	77	60		
				155	H	Detroit Mercy	57 55			318	A	Ill.-Chicago	60	74		
				146	H	Oakland	60 98			136	H	Wright St.	52	65		

Non-Div I Games: Ind.-Kokomo 102 47 Grace (IN) 71 49

Valparaiso

Loss, Non-Conf, S Site, H Home A Away N Neutral

Vanderbilt

Through Games Of March 4, 2017

Average RPI Win:	165	WON-LOST	WINNING	LAST 10	STRENGTH OF	OPP. STRENGTH	TEAM	ADJ.	CONF.	ADJ CONF.
Average RPI Loss:	55	RECORD	PCT. RANK	GAMES	SCHEDULE	OF SCHEDULE	RPI	RPI	RPI	RPI
DIV. I ONLY	14- 16	194	4- 6	49	42	110	110	2	2	
DIV. I NON-CONF.	10- 3	54	0- 0	112	126	53	53	2	2	
TOTALS	RPI 1-25	RPI 26-50	W-L RECORDS	RPI 51-100	RPI 101-150	RPI 150+				
14- 16	1- 8	1- 3	OVERALL	2- 2	2- 1	8- 2				
10- 5	1- 3	1- 1	HOME	2- 1	2- 0	4- 0				
3- 10	0- 5	0- 2	AWAY	0- 1	0- 0	3- 2				
1- 1	0- 0	0- 0	NEUTRAL	0- 0	0- 1	1- 0				
10- 3	1- 1	0- 1	NON-CONFERENCE	2- 0	0- 0	7- 1				
6- 1	1- 1	0- 0	HOME	2- 0	0- 0	3- 0				
3- 2	0- 0	0- 1	AWAY	0- 0	0- 0	3- 1				
1- 0	0- 0	0- 0	NEUTRAL	0- 0	0- 0	1- 0				
4- 13	0- 7	1- 2	CONFERENCE	0- 2	2- 1	1- 1				
4- 4	0- 2	1- 1	HOME	0- 1	2- 0	1- 0				
0- 8	0- 5	0- 1	AWAY	0- 1	0- 0	0- 1				
0- 1	0- 0	0- 0	NEUTRAL	0- 0	0- 1	0- 0				

RPI 1-25				RPI 26-50				RPI 51-100				RPI 101+ Team's RPI: 110			
RPI	S	Opponent	Score	RPI	S	Opponent	Score	RPI	S	Opponent	Score	RPI	S	Opponent	Score
3	A	South Carolina	51 82	35	A	LSU	58 64	73	H	Tulane	74 63	116	H	Ole Miss	85 67
5	A	Mississippi St.	41 86	35	H	LSU	70 68	80	H	Drexel	73 63	130	H	Alabama	87 80
7	H	Duke	77 73	46	H	Auburn	59 64	85	A	Georgia	68 70	130	N	Alabama	57 77
11	H	Louisville	66 78	48	A	Indiana	61 94	86	H	Florida	73 93	160	A	Memphis	59 75
14	A	Kentucky	63 71									168	A	Arkansas	56 59
22	A	Tennessee	63 91									168	H	Arkansas	66 64
22	H	Tennessee	57 70									189	H	Robert Morris	75 59
23	A	Texas A&M	72 77									203	A	ETSU	80 72
24	H	Missouri	68 74									207	N	SIUE	73 63
												220	A	UT Martin	79 77
												274	H	Kennesaw St.	86 54
												282	H	Tennessee Tech	89 57
												321	A	Air Force	75 49
LAST 12 Division I GAMES:															
130	N	Alabama	57 77	5	A	Mississippi St.	41 86								
35	A	LSU	58 64	14	A	Kentucky	63 71								
168	H	Arkansas	66 64	86	H	Florida	73 93								
116	H	Ole Miss	85 67	130	H	Alabama	87 80								
3	A	South Carolina	51 82	22	A	Tennessee	63 91								
35	H	LSU	70 68	168	A	Arkansas	56 59								

Non-Div I Games:

Vanderbilt

Loss, Non-Conf, S Site, H Home A Away N Neutral



Average RPI Win:	265	WON-LOST	WINNING	LAST 10	STRENGTH OF	OPP. STRENGTH	TEAM	ADJ.	CONF.	ADJ CONF.
Average RPI Loss:	155	RECORD	PCT. RANK	GAMES	SCHEDULE	OF SCHEDULE	RPI	RPI	RPI	RPI
DIV. I ONLY	9- 20	272	4- 6	160	279	273	273	22	22	
DIV. I NON-CONF.	3- 9	275	0- 0	156	332	298	298	22	22	
TOTALS	RPI 1-25	RPI 26-50	W-L RECORDS	RPI 51-100	RPI 101-150	RPI 150+				
9- 20	0- 1	0- 1	OVERALL	0- 2	1- 7	8- 9				
7- 7	0- 0	0- 0	HOME	0- 1	1- 2	6- 4				
2- 12	0- 1	0- 1	AWAY	0- 1	0- 4	2- 5				
0- 1	0- 0	0- 0	NEUTRAL	0- 0	0- 1	0- 0				
3- 9	0- 1	0- 1	NON-CONFERENCE	0- 0	0- 3	3- 4				
3- 3	0- 0	0- 0	HOME	0- 0	0- 1	3- 2				
0- 6	0- 1	0- 1	AWAY	0- 0	0- 2	0- 2				
0- 0	0- 0	0- 0	NEUTRAL	0- 0	0- 0	0- 0				
6- 11	0- 0	0- 0	CONFERENCE	0- 2	1- 4	5- 5				
4- 4	0- 0	0- 0	HOME	0- 1	1- 1	3- 2				
2- 6	0- 0	0- 0	AWAY	0- 1	0- 2	2- 3				
0- 1	0- 0	0- 0	NEUTRAL	0- 0	0- 1	0- 0				

RPI S	Opponent	Score	RPI S	Opponent	Score	RPI S	Opponent	Score	RPI S	Opponent	Score	Team's RPI: 273
18	A Temple	39 53	44	A Michigan	56 78	67	A New Hampshire	47 66	124	A Albany (NY)	53 64	
						67	H New Hampshire	49 57	124	H Albany (NY)	52 67	
									124	N Albany (NY)	45 65	
									134	A Yale	48 77	
									137	A Maine	43 59	
									137	H Maine	55 52	
									146	A Oakland	55 79	
									149	H Brown	50 62	
									153	H Milwaukee	44 68	
									183	A Hartford	55 68	
									183	H Hartford	76 70	
									208	A UMBC	66 69	
									208	H UMBC	52 64	
									210	A Binghamton	61 76	
									210	H Binghamton	55 64	
									215	H Dartmouth	59 54	
									216	A Howard	57 64	
									261	A Stony Brook	57 43	
									261	H Stony Brook	53 43	
									266	H Bryant	57 63	
									316	A Central Conn. St.	76 78	
									319	H Holy Cross	63 52	
									320	H NJIT	64 42	
									343	A UMass Lowell	61 46	
									343	H UMass Lowell	60 36	
LAST 12 Division I GAMES:												
			124	N Albany (NY)	45 65	210	A Binghamton	61 76				
			261	A Stony Brook	57 43	183	H Hartford	76 70				
			124	H Albany (NY)	52 67	137	A Maine	43 59				
			343	H UMass Lowell	60 36	261	H Stony Brook	53 43				
			208	H UMBC	52 64	124	A Albany (NY)	53 64				
			67	A New Hampshire	47 66	343	A UMass Lowell	61 46				

Non-Div I Games:

Vermont

■ Loss, 
■ Non-Conf, 
■ S Site, 
■ H Home 
■ A Away 
N Neutral

Average RPI Win:	162	WON-LOST	WINNING	LAST 10	STRENGTH OF	OPP. STRENGTH	TEAM	ADJ.	CONF.	ADJ CONF.
Average RPI Loss:	42	RECORD	PCT. RANK	GAMES	SCHEDULE	OF SCHEDULE	RPI	RPI	RPI	RPI
DIV. I ONLY	16- 13	140	6- 4	22	69	54	54	7	7	
DIV. I NON-CONF.	5- 6	186	1- 0	6	30	65	65	7	7	
TOTALS	RPI 1-25	RPI 26-50	W-L RECORDS	RPI 51-100	RPI 101-150	RPI 150+				
16- 13	0- 7	0- 3	OVERALL	5- 1	1- 2	10- 0				
8- 5	0- 3	0- 2	HOME	2- 0	0- 0	6- 0				
7- 5	0- 3	0- 1	AWAY	2- 1	1- 0	4- 0				
1- 3	0- 1	0- 0	NEUTRAL	1- 0	0- 2	0- 0				
5- 6	0- 3	0- 1	NON-CONFERENCE	2- 0	1- 2	2- 0				
2- 2	0- 1	0- 1	HOME	0- 0	0- 0	2- 0				
2- 1	0- 1	0- 0	AWAY	1- 0	1- 0	0- 0				
1- 3	0- 1	0- 0	NEUTRAL	1- 0	0- 2	0- 0				
11- 7	0- 4	0- 2	CONFERENCE	3- 1	0- 0	8- 0				
6- 3	0- 2	0- 1	HOME	2- 0	0- 0	4- 0				
5- 4	0- 2	0- 1	AWAY	1- 1	0- 0	4- 0				
0- 0	0- 0	0- 0	NEUTRAL	0- 0	0- 0	0- 0				

RPI 1-25				RPI 26-50				RPI 51-100 Team's RPI: 54				RPI 101+			
RPI	S	Opponent	Score	RPI	S	Opponent	Score	RPI	S	Opponent	Score	RPI	S	Opponent	Score
5	N	Mississippi St.	62 108	32	A	Marquette	53 62	56	N	Purdue	58 44	108	A	Saint Joseph's	62 54
7	A	Duke	50 68	32	H	Marquette	71 77	61	A	Penn	60 48	125	N	Troy	85 93
16	A	DePaul	50 77	50	H	George Washington	69 72	64	A	Georgetown	49 54	143	N	VCU	66 68
16	H	DePaul	50 80					64	H	Georgetown	71 50	167	H	La Salle	52 49
18	H	Temple	48 83					69	A	St. John's (NY)	67 56	192	A	Providence	64 59
19	A	Creighton	46 60					69	H	St. John's (NY)	55 50	192	H	Providence	61 43
19	H	Creighton	44 47									198	A	Seton Hall	87 52
												198	H	Seton Hall	69 52
												200	A	Xavier	72 47
												200	H	Xavier	76 71
												260	A	Butler	70 69
												260	H	Butler	61 58
												305	H	Lehigh	59 37
LAST 12 Division I GAMES:															
32	A	Marquette	53 62	192	H	Providence	61 43								
16	A	DePaul	50 77	19	H	Creighton	44 47								
260	H	Butler	61 58	64	A	Georgetown	49 54								
200	H	Xavier	76 71	200	A	Xavier	72 47								
198	A	Seton Hall	87 52	260	A	Butler	70 69								
69	A	St. John's (NY)	67 56	61	A	Penn	60 48								

Non-Div I Games:

Villanova

Average RPI Win: 155		WON-LOST	WINNING	LAST 10	STRENGTH OF	OPP. STRENGTH	TEAM	ADJ.	CONF.	ADJ CONF.
Average RPI Loss: 44	RECORD	PCT. RANK	GAMES	SCHEDULE	OF SCHEDULE	RPI	RPI	RPI	RPI	
DIV. I ONLY	19- 12	109	5- 5	58	22	51	51	3	3	
DIV. I NON-CONF.	11- 2	23	0- 0	269	73	78	78	4	4	
TOTALS	RPI 1-25	RPI 26-50	W-L RECORDS	RPI 51-100	RPI 101-150	RPI 150+				
19- 12	1- 6	1- 2	OVERALL	5- 2	3- 1	9- 1				
12- 3	1- 2	1- 1	HOME	3- 0	1- 0	6- 0				
5- 7	0- 3	0- 1	AWAY	1- 1	2- 1	2- 1				
2- 2	0- 1	0- 0	NEUTRAL	1- 1	0- 0	1- 0				
11- 2	0- 0	1- 0	NON-CONFERENCE	2- 2	0- 0	8- 0				
7- 0	0- 0	1- 0	HOME	1- 0	0- 0	5- 0				
3- 1	0- 0	0- 0	AWAY	1- 1	0- 0	2- 0				
1- 1	0- 0	0- 0	NEUTRAL	0- 1	0- 0	1- 0				
8- 10	1- 6	0- 2	CONFERENCE	3- 0	3- 1	1- 1				
5- 3	1- 2	0- 1	HOME	2- 0	1- 0	1- 0				
2- 6	0- 3	0- 1	AWAY	0- 0	2- 1	0- 1				
1- 1	0- 1	0- 0	NEUTRAL	1- 0	0- 0	0- 0				

RPI 1-25				RPI 26-50				RPI 51-100				Team's RPI: 51				RPI 101+			
RPI	S	Opponent	Score	RPI	S	Opponent	Score	RPI	S	Opponent	Score	RPI	S	Opponent	Score	RPI	S	Opponent	Score
2	A	Notre Dame	74 82	29	A	Syracuse	49 54	58	H	Georgia Tech	65 64	104	A	Virginia Tech	63 55				
2	N	Notre Dame	59 76	36	H	Dayton	66 56	68	A	Northwestern	60 69	104	H	Virginia Tech	76 27				
7	H	Duke	51 70	37	H	North Carolina St.	48 59	69	N	St. John's (NY)	55 66	111	A	Clemson	69 37				
11	A	Louisville	55 66					82	H	Middle Tenn.	63 51	118	A	North Carolina	58 67				
11	H	Louisville	81 86					85	A	Georgia	66 43	157	A	Pittsburgh	54 62				
13	H	Florida St.	60 51					88	H	Wake Forest	60 57	175	H	Boston College	62 55				
15	A	Miami (FL)	52 63					88	N	Wake Forest	61 44	197	N	Nebraska	73 51				
												208	H	UMBC	56 30				
												223	H	Rutgers	62 54				
												235	A	Richmond	63 56				
												258	A	Bowling Green	67 47				
												267	H	UMES	60 50				
												286	H	Coppin St.	103 40				
												318	H	Ill.-Chicago	76 39				
LAST 12 Division I GAMES:																			
		2 N Notre Dame	59 76			88 H Wake Forest	60 57												
		88 N Wake Forest	61 44			15 A Miami (FL)	52 63												
		37 H North Carolina St.	48 59			7 H Duke	51 70												
		11 A Louisville	55 66			58 H Georgia Tech	65 64												
		104 A Virginia Tech	63 55			2 A Notre Dame	74 82												
		13 H Florida St.	60 51			104 H Virginia Tech	76 27												

Non-Div I Games:

Virginia

Loss, Non-Conf, S Site, H Home A Away N Neutral

Average RPI Win:	174	WON-LOST	WINNING	LAST 10	STRENGTH OF	OPP. STRENGTH	TEAM	ADJ.	CONF.	ADJ CONF.
Average RPI Loss:	43	RECORD	PCT. RANK	GAMES	SCHEDULE	OF SCHEDULE	RPI	RPI	RPI	RPI
DIV. I ONLY	17- 13	130	1- 9	70	48	104	104	3	3	
DIV. I NON-CONF.	13- 0	1	0- 0	256	193	44	44	4	4	
TOTALS	RPI 1-25	RPI 26-50	W-L RECORDS	RPI 51-100	RPI 101-150	RPI 150+				
17- 13	1- 6	1- 2	OVERALL	2- 3	4- 1	9- 1				
12- 6	1- 4	0- 1	HOME	2- 1	2- 0	7- 0				
5- 6	0- 0	1- 0	AWAY	0- 0	2- 0	2- 0				
0- 1	0- 0	0- 0	NEUTRAL	0- 0	0- 1	0- 0				
13- 0	1- 0	1- 0	NON-CONFERENCE	1- 0	2- 0	8- 0				
10- 0	1- 0	0- 0	HOME	1- 0	1- 0	7- 0				
3- 0	0- 0	1- 0	AWAY	0- 0	1- 0	1- 0				
0- 0	0- 0	0- 0	NEUTRAL	0- 0	0- 0	0- 0				
4- 13	0- 6	0- 2	CONFERENCE	1- 3	2- 1	1- 1				
2- 6	0- 4	0- 1	HOME	1- 1	1- 0	0- 0				
2- 6	0- 2	0- 1	AWAY	0- 2	1- 0	1- 1				
0- 1	0- 0	0- 0	NEUTRAL	0- 0	0- 1	0- 0				

RPI 1-25			RPI 26-50			RPI 51-100			RPI 101+			Team's RPI: 104
RPI	S	Opponent	Score	RPI	S	Opponent	Score	RPI	S	Opponent	Score	Score
2	H	Notre Dame	59 76	29	H	Syracuse	72 82	51	A	Virginia	27 76	102 A UCF 67 64
7	A	Duke	59 84	37	A	North Carolina St.	71 85	51	H	Virginia	55 63	111 A Clemson 78 69
11	H	Louisville	70 88	46	A	Auburn	92 87	58	A	Georgia Tech	81 87	111 N Clemson 66 67
13	H	Florida St.	54 82					64	H	Georgetown	73 63	118 H North Carolina 76 68
15	A	Miami (FL)	75 82					88	H	Wake Forest	72 70	127 H Radford 71 52
15	H	Miami (FL)	69 79									157 A Pittsburgh 64 72
22	H	Tennessee	67 63									175 A Boston College 82 79
												197 H Nebraska 76 67
												204 A Col. of Charleston 71 61
												231 H Presbyterian 67 36
												241 H UNC Asheville 71 52
												258 H Bowling Green 98 51
												312 H Gardner-Webb 76 42
												316 H Central Conn. St. 81 47
												347 H Delaware St. 88 48
LAST 12 Division I GAMES:												
111	N	Clemson	66 67	11	H	Louisville	70 88					
175	A	Boston College	82 79	58	A	Georgia Tech	81 87					
15	H	Miami (FL)	69 79	2	H	Notre Dame	59 76					
51	H	Virginia	55 63	29	H	Syracuse	72 82					
157	A	Pittsburgh	64 72	51	A	Virginia	27 76					
37	A	North Carolina St.	71 85	13	H	Florida St.	54 82					

Non-Div I Games:

Virginia Tech

■ Loss, 
 ■ Non-Conf, 
 S Site, 
 ■ Home 
 ■ Away 
 N Neutral

Average RPI Win: <b>297</b>	WON-LOST	WINNING	LAST 10	STRENGTH OF	OPP. STRENGTH	TEAM	ADJ.	CONF.	ADJ CONF.
Average RPI Loss: <b>227</b>	RECORD	PCT. RANK	GAMES	SCHEDULE	OF SCHEDULE	RPI	RPI	RPI	RPI
DIV. I ONLY	3- 25	340	3- 7	283	348	342	342	31	31
DIV. I NON-CONF.	0- 10	335	0- 0	104	301	324	324	32	32
TOTALS	RPI 1-25	RPI 26-50	W-L RECORDS	RPI 51-100	RPI 101-150	RPI 150+			
3- 25	0- 0	0- 0	OVERALL	0- 3	0- 3	3- 19			
1- 13	0- 0	0- 0	HOME	0- 1	0- 2	1- 10			
2- 12	0- 0	0- 0	AWAY	0- 2	0- 1	2- 9			
0- 0	0- 0	0- 0	NEUTRAL	0- 0	0- 0	0- 0			
0- 10	0- 0	0- 0	NON-CONFERENCE	0- 3	0- 3	0- 4			
0- 5	0- 0	0- 0	HOME	0- 1	0- 2	0- 2			
0- 5	0- 0	0- 0	AWAY	0- 2	0- 1	0- 2			
0- 0	0- 0	0- 0	NEUTRAL	0- 0	0- 0	0- 0			
3- 15	0- 0	0- 0	CONFERENCE	0- 0	0- 0	3- 15			
1- 8	0- 0	0- 0	HOME	0- 0	0- 0	1- 8			
2- 7	0- 0	0- 0	AWAY	0- 0	0- 0	2- 7			
0- 0	0- 0	0- 0	NEUTRAL	0- 0	0- 0	0- 0			

RPI S	Opponent	Score	RPI S	Opponent	Score	RPI S	Opponent	Score	RPI S	Opponent	Score	Team's RPI: 342
						61	H Penn	39 63	113	A Princeton	44 107	
						67	A New Hampshire	40 73	124	H Albany (NY)	50 75	
						69	A St. John's (NY)	34 62	134	H Yale	52 66	
									156	A Army West Point	40 85	
									189	A Robert Morris	41 74	
									189	H Robert Morris	63 82	
									194	A Sacred Heart	52 62	
									194	H Sacred Heart	56 70	
									199	H Towson	40 69	
									226	A Saint Francis (PA)	87 71	
									226	H Saint Francis (PA)	46 67	
									266	A Bryant	61 70	
									266	H Bryant	55 58	
									291	A Mt. St. Mary's	47 66	
									291	H Mt. St. Mary's	59 70	
									316	A Central Conn. St.	53 66	
									316	H Central Conn. St.	71 83	
									320	A NJIT	45 68	
									324	A St. Francis Brooklyn	50 63	
									324	H St. Francis Brooklyn	58 45	
									336	A LIU Brooklyn	64 69	
									336	H LIU Brooklyn	58 63	
									340	A Fairleigh Dickinson	74 66	
									340	H Fairleigh Dickinson	53 59	
									347	H Delaware St.	49 61	
LAST 12 Division I GAMES:												
			336	H LIU Brooklyn	58 63		316	H Central Conn. St.	71 83			
			266	H Bryant	55 58		340	A Fairleigh Dickinson	74 66			
			291	H Mt. St. Mary's	59 70		324	H St. Francis Brooklyn	58 45			
			324	A St. Francis Brooklyn	50 63		226	H Saint Francis (PA)	46 67			
			226	A Saint Francis (PA)	87 71		336	A LIU Brooklyn	64 69			
			189	A Robert Morris	41 74		194	A Sacred Heart	52 62			

Non-Div I Games: Staten Island 62 60

Wagner

■ Loss, 
 ■ Non-Conf, 
 ■ S Site, 
 ■ H Home 
 ■ A Away 
 N Neutral

## Wake Forest

Through Games Of March 4, 2017

Average RPI Win:	157	WON-LOST	WINNING	LAST 10	STRENGTH OF	OPP. STRENGTH	TEAM	ADJ.	CONF.	ADJ CONF.
Average RPI Loss:	49	RECORD	PCT. RANK	GAMES	SCHEDULE	OF SCHEDULE	RPI	RPI	RPI	RPI
DIV. I ONLY	15- 15	168	2- 8	37	37	88	88	3	3	
DIV. I NON-CONF.	9- 4	85	0- 0	175	85	88	88	4	4	
TOTALS	RPI 1-25	RPI 26-50	W-L RECORDS	RPI 51-100	RPI 101-150	RPI 150+				
15- 15	0- 6	2- 4	OVERALL	1- 2	4- 2	8- 1				
11- 5	0- 3	0- 1	HOME	1- 0	3- 1	7- 0				
4- 9	0- 3	2- 3	AWAY	0- 1	1- 1	1- 1				
0- 1	0- 0	0- 0	NEUTRAL	0- 1	0- 0	0- 0				
9- 4	0- 0	1- 2	NON-CONFERENCE	0- 0	2- 1	6- 1				
7- 1	0- 0	0- 0	HOME	0- 0	2- 1	5- 0				
2- 3	0- 0	1- 2	AWAY	0- 0	0- 0	1- 1				
0- 0	0- 0	0- 0	NEUTRAL	0- 0	0- 0	0- 0				
6- 11	0- 6	1- 2	CONFERENCE	1- 2	2- 1	2- 0				
4- 4	0- 3	0- 1	HOME	1- 0	1- 0	2- 0				
2- 6	0- 3	1- 1	AWAY	0- 1	1- 1	0- 0				
0- 1	0- 0	0- 0	NEUTRAL	0- 1	0- 0	0- 0				

RPI 1-25				RPI 26-50				RPI 51-100				RPI 101+ Team's RPI: 88			
RPI	S	Opponent	Score	RPI	S	Opponent	Score	RPI	S	Opponent	Score	RPI	S	Opponent	Score
2	A	Notre Dame	72 92	27	A	Elon	78 68	51	A	Virginia	57 60	104	A	Virginia Tech	70 72
7	A	Duke	43 71	29	A	Syracuse	64 85	51	N	Virginia	44 61	111	H	Clemson	68 56
7	H	Duke	53 79	35	A	LSU	57 60	58	H	Georgia Tech	70 65	118	A	North Carolina	80 77
11	H	Louisville	46 75	37	A	North Carolina St.	89 77					127	H	Radford	60 68
13	A	Florida St.	60 102	37	H	North Carolina St.	50 65					128	H	Navy	75 65
15	H	Miami (FL)	56 79	41	A	James Madison	76 83					143	H	VCU	60 54
												157	H	Pittsburgh	57 48
												175	H	Boston College	71 55
												198	A	Seton Hall	63 70
												200	H	Xavier	58 45
												205	A	Illinois	79 70
												223	H	Rutgers	55 43
												228	H	Samford	51 40
												257	H	Furman	59 52
												283	H	Eastern Mich.	89 61
LAST 12 Division I GAMES:															
				51	N	Virginia	44 61	13	A	Florida St.	60 102				
				11	H	Louisville	46 75	157	H	Pittsburgh	57 48				
				29	A	Syracuse	64 85	15	H	Miami (FL)	56 79				
				37	A	North Carolina St.	89 77	7	A	Duke	43 71				
				7	H	Duke	53 79	175	H	Boston College	71 55				
				51	A	Virginia	57 60	58	H	Georgia Tech	70 65				

Non-Div I Games:

Wake Forest

■ Loss, 
■ Non-Conf, 
■ S Site, 
■ H Home 
■ A Away 
N Neutral

## Washington

Through Games Of March 4, 2017

Average RPI Win:	113	WON-LOST	WINNING	LAST 10	STRENGTH OF	OPP. STRENGTH	TEAM	ADJ.	CONF.	ADJ CONF.
Average RPI Loss:	11	RECORD	PCT. RANK	GAMES	SCHEDULE	OF SCHEDULE	RPI	RPI	RPI	RPI
DIV. I ONLY	27- 5	11	7- 3	30	24	10	10	1	1	
DIV. I NON-CONF.	12- 1	7	0- 1	46	131	6	6	1	1	
TOTALS	RPI 1-25	RPI 26-50	W-L RECORDS	RPI 51-100	RPI 101-150	RPI 150+				
27- 5	2- 4	4- 1	OVERALL	7- 0	8- 0	6- 0				
16- 1	2- 1	2- 0	HOME	4- 0	5- 0	3- 0				
11- 3	0- 3	2- 0	AWAY	3- 0	3- 0	3- 0				
0- 1	0- 0	0- 1	NEUTRAL	0- 0	0- 0	0- 0				
12- 1	1- 1	1- 0	NON-CONFERENCE	2- 0	2- 0	6- 0				
8- 0	1- 0	1- 0	HOME	1- 0	2- 0	3- 0				
4- 1	0- 1	0- 0	AWAY	1- 0	0- 0	3- 0				
0- 0	0- 0	0- 0	NEUTRAL	0- 0	0- 0	0- 0				
15- 4	1- 3	3- 1	CONFERENCE	5- 0	6- 0	0- 0				
8- 1	1- 1	1- 0	HOME	3- 0	3- 0	0- 0				
7- 2	0- 2	2- 0	AWAY	2- 0	3- 0	0- 0				
0- 1	0- 0	0- 1	NEUTRAL	0- 0	0- 0	0- 0				

RPI 1-25				Team's RPI: 10				RPI 26-50				RPI 51-100				RPI 101+			
RPI	S	Opponent	Score		RPI	S	Opponent	Score		RPI	S	Opponent	Score		RPI	S	Opponent	Score	
2	A	Notre Dame	60	71	33	A	Arizona St.	65	54	52	H	California	90	67	103	A	Washington St.	87	44
4	A	Oregon St.	70	73	33	H	Arizona St.	70	57	66	H	Boise St.	92	66	103	H	Washington St.	94	63
8	H	Stanford	68	72	34	A	Oregon	99	77	77	A	Utah	82	53	106	A	Colorado	79	75
9	A	UCLA	79	90	34	N	Oregon	69	70	77	H	Utah	84	77	106	H	Colorado	79	46
9	H	UCLA	82	70	49	H	Colorado St.	101	68	81	A	BYU	82	70	133	A	Arizona	90	73
24	H	Missouri	79	66						90	A	Southern California	87	74	133	H	Arizona	91	55
										90	H	Southern California	77	67	139	H	Eastern Wash.	100	52
															142	H	Idaho	105	53
															158	H	CSUN	101	44
															176	H	Fresno St.	85	54
															213	A	Seattle U	94	64
															246	A	Grand Canyon	101	66
															276	A	Portland	83	53
															303	H	Savannah St.	87	36
LAST 12 Division I GAMES:																			
34	N	Oregon	69	70	33	H	Arizona St.	70	57										
2	A	Notre Dame	60	71	133	H	Arizona	91	55										
77	H	Utah	84	77	106	A	Colorado	79	75										
106	H	Colorado	79	46	77	A	Utah	82	53										
90	A	Southern California	87	74	8	H	Stanford	68	72										
9	A	UCLA	79	90	52	H	California	90	67										

Non-Div I Games:

Washington

■ Loss, 
 ■ Non-Conf, S Site, 
 ■ Home 
 ■ Away 
 N Neutral

Average RPI Win:	112	WON-LOST	WINNING	LAST 10	STRENGTH OF	OPP. STRENGTH	TEAM	ADJ.	CONF.	ADJ CONF.
Average RPI Loss:	52	RECORD	PCT. RANK	GAMES	SCHEDULE	OF SCHEDULE	RPI	RPI	RPI	RPI
DIV. I ONLY	12- 19	239	3- 7	9	13	103	103	1	1	
DIV. I NON-CONF.	5- 6	186	0- 0	18	89	110	110	1	1	
TOTALS	RPI 1-25	RPI 26-50	W-L RECORDS	RPI 51-100	RPI 101-150	RPI 150+				
12- 19	1- 8	1- 2	OVERALL	3- 6	4- 3	3- 0				
8- 7	1- 2	0- 1	HOME	2- 3	3- 1	2- 0				
2- 10	0- 4	1- 1	AWAY	1- 3	0- 2	0- 0				
2- 2	0- 2	0- 0	NEUTRAL	0- 0	1- 0	1- 0				
5- 6	0- 2	0- 0	NON-CONFERENCE	0- 4	2- 0	3- 0				
4- 2	0- 0	0- 0	HOME	0- 2	2- 0	2- 0				
0- 3	0- 1	0- 0	AWAY	0- 2	0- 0	0- 0				
1- 1	0- 1	0- 0	NEUTRAL	0- 0	0- 0	1- 0				
7- 13	1- 6	1- 2	CONFERENCE	3- 2	2- 3	0- 0				
4- 5	1- 2	0- 1	HOME	2- 1	1- 1	0- 0				
2- 7	0- 3	1- 1	AWAY	1- 1	0- 2	0- 0				
1- 1	0- 1	0- 0	NEUTRAL	0- 0	1- 0	0- 0				

RPI 1-25				RPI 26-50				RPI 51-100				RPI 101+ Team's RPI: 103			
RPI	S	Opponent	Score	RPI	S	Opponent	Score	RPI	S	Opponent	Score	RPI	S	Opponent	Score
4	A	Oregon St.	58 80	33	A	Arizona St.	49 68	52	H	California	84 79	106	A	Colorado	58 70
8	H	Stanford	54 76	33	H	Arizona St.	58 61	66	H	Boise St.	73 77	106	H	Colorado	67 56
8	N	Stanford	36 66	34	A	Oregon	75 59	75	A	Gonzaga	61 79	106	N	Colorado	79 78
9	A	UCLA	48 67					76	H	Oklahoma St.	72 79	117	H	St. Mary's (CA)	85 69
9	H	UCLA	82 73					77	A	Utah	61 55	133	A	Arizona	55 56
10	A	Washington	63 94					77	H	Utah	57 74	133	H	Arizona	62 70
10	H	Washington	44 87					90	A	Southern California	64 80	138	H	San Francisco	73 35
14	A	Kentucky	67 69					90	H	Southern California	74 57	197	N	Nebraska	79 65
17	N	Maryland	69 79					95	A	Saint Louis	70 73	202	H	Loyola Marymount	92 45
												217	H	San Diego	83 73
LAST 12 Division I GAMES:															
		8 N Stanford	36 66			133 H Arizona	62 70								
		106 N Colorado	79 78			33 H Arizona St.	58 61								
		106 H Colorado	67 56			77 A Utah	61 55								
		77 H Utah	57 74			106 A Colorado	58 70								
		9 A UCLA	48 67			52 H California	84 79								
		90 A Southern California	64 80			8 H Stanford	54 76								

Non-Div I Games:

Washington St.

■ Loss, 
 ■ Non-Conf, 
 S Site, 
 ■ Home 
 ■ Away 
 N Neutral



Average RPI Win:	282	WON-LOST	WINNING	LAST 10	STRENGTH OF	OPP. STRENGTH	TEAM	ADJ.	CONF.	ADJ CONF.
Average RPI Loss:	134	RECORD	PCT. RANK	GAMES	SCHEDULE	OF SCHEDULE	RPI	RPI	RPI	RPI
DIV. I ONLY	10- 17	245	4- 6	220	229	249	249	20	20	
DIV. I NON-CONF.	4- 5	198	0- 0	310	207	242	242	18	18	
TOTALS	RPI 1-25	RPI 26-50	W-L RECORDS	RPI 51-100	RPI 101-150	RPI 150+				
10- 17	0- 0	0- 0	OVERALL	0- 4	0- 9	10- 4				
5- 7	0- 0	0- 0	HOME	0- 1	0- 4	5- 2				
5- 9	0- 0	0- 0	AWAY	0- 3	0- 4	5- 2				
0- 1	0- 0	0- 0	NEUTRAL	0- 0	0- 1	0- 0				
4- 5	0- 0	0- 0	NON-CONFERENCE	0- 2	0- 1	4- 2				
1- 2	0- 0	0- 0	HOME	0- 0	0- 0	1- 2				
3- 2	0- 0	0- 0	AWAY	0- 2	0- 0	3- 0				
0- 1	0- 0	0- 0	NEUTRAL	0- 0	0- 1	0- 0				
6- 12	0- 0	0- 0	CONFERENCE	0- 2	0- 8	6- 2				
4- 5	0- 0	0- 0	HOME	0- 1	0- 4	4- 0				
2- 7	0- 0	0- 0	AWAY	0- 1	0- 4	2- 2				
0- 0	0- 0	0- 0	NEUTRAL	0- 0	0- 0	0- 0				

RPI 1-25				RPI 26-50				RPI 51-100				RPI 101+				Team's RPI: 249	
RPI	S	Opponent	Score	RPI	S	Opponent	Score	RPI	S	Opponent	Score	RPI	S	Opponent	Score		
								77	A	Utah	52 71	101	N	Stetson	68 70		
								79	A	Montana St.	53 72	114	A	North Dakota	67 83		
								79	H	Montana St.	68 83	114	H	North Dakota	65 70		
								81	A	BYU	64 73	121	A	Northern Colo.	62 86		
												121	H	Northern Colo.	79 88		
												139	A	Eastern Wash.	85 99		
												139	H	Eastern Wash.	42 70		
												142	A	Idaho	77 95		
												142	H	Idaho	77 82		
												158	H	CSUN	78 89		
												169	A	Idaho St.	52 57		
												169	H	Idaho St.	50 43		
												176	H	Fresno St.	57 60		
												234	H	Portland St.	85 75		
												276	H	Portland	76 37		
												280	H	Sacramento St.	66 60		
												285	A	Southern Utah	73 68		
												289	A	Northern Ariz.	75 64		
												307	A	FIU	64 61		
												321	A	Air Force	76 61		
												325	A	Montana	46 71		
												325	H	Montana	74 58		
												335	A	Utah Valley	64 61		
LAST 12 Division I GAMES:																	
				79	A	Montana St.	53 72	234	H	Portland St.	85 75						
				325	A	Montana	46 71	280	H	Sacramento St.	66 60						
				142	H	Idaho	77 82	289	A	Northern Ariz.	75 64						
				139	H	Eastern Wash.	42 70	285	A	Southern Utah	73 68						
				114	A	North Dakota	67 83	169	A	Idaho St.	52 57						
				121	A	Northern Colo.	62 86	121	H	Northern Colo.	79 88						

Non-Div I Games: Cal St. San B'dino 75 69 Westminster (UT) 81 68

Weber St.

■ Loss, 
 ■ Non-Conf, 
 ■ S Site, 
 ■ Home 
 ■ A Away 
 N Neutral

## West Virginia

Through Games Of March 4, 2017

Average RPI Win:	174	WON-LOST	WINNING	LAST 10	STRENGTH OF	OPP. STRENGTH	TEAM	ADJ.	CONF.	ADJ CONF.
Average RPI Loss:	36	RECORD	PCT. RANK	GAMES	SCHEDULE	OF SCHEDULE	RPI	RPI	RPI	RPI
DIV. I ONLY	21- 10	81	5- 5	72	51	53	53	4	4	
DIV. I NON-CONF.	12- 0	1	0- 0	267	324	52	52	3	3	
TOTALS	RPI 1-25	RPI 26-50	W-L RECORDS	RPI 51-100	RPI 101-150	RPI 150+				
21- 10	3- 6	1- 0	OVERALL	2- 4	1- 0	14- 0				
15- 3	2- 2	0- 0	HOME	2- 1	1- 0	10- 0				
2- 7	0- 4	0- 0	AWAY	0- 3	0- 0	2- 0				
4- 0	1- 0	1- 0	NEUTRAL	0- 0	0- 0	2- 0				
12- 0	0- 0	1- 0	NON-CONFERENCE	0- 0	1- 0	10- 0				
9- 0	0- 0	0- 0	HOME	0- 0	1- 0	8- 0				
0- 0	0- 0	0- 0	AWAY	0- 0	0- 0	0- 0				
3- 0	0- 0	1- 0	NEUTRAL	0- 0	0- 0	2- 0				
9- 10	3- 6	0- 0	CONFERENCE	2- 4	0- 0	4- 0				
6- 3	2- 2	0- 0	HOME	2- 1	0- 0	2- 0				
2- 7	0- 4	0- 0	AWAY	0- 3	0- 0	2- 0				
1- 0	1- 0	0- 0	NEUTRAL	0- 0	0- 0	0- 0				

RPI	S	Opponent	Score	RPI	S	Opponent	Score	RPI	S	Opponent	Score	RPI	S	Opponent	Score
6	A	Baylor	73 79	46	N	Auburn	56 52	55	A	Iowa St.	53 68	116	H	Ole Miss	66 61
6	H	Baylor	56 91					55	H	Iowa St.	55 80	162	A	TCU	83 61
12	A	Texas	54 69					76	A	Oklahoma St.	63 67	162	H	TCU	77 73
12	H	Texas	63 73					76	H	Oklahoma St.	79 53	166	N	East Carolina	79 47
20	A	Oklahoma	87 90					97	A	Texas Tech	66 75	182	H	Morehead St.	94 53
20	H	Oklahoma	83 73					97	H	Texas Tech	89 79	185	A	Kansas	62 51
20	N	Oklahoma	82 58									185	H	Kansas	73 54
21	A	Kansas St.	71 86									216	H	Howard	95 49
21	H	Kansas St.	66 59									221	H	High Point	82 59
Team's RPI: 53															
LAST 12 Division I GAMES:															
20	N	Oklahoma	82 58	76	H	Oklahoma St.	79 53								
185	H	Kansas	73 54	20	A	Oklahoma	87 90								
76	A	Oklahoma St.	63 67	55	H	Iowa St.	55 80								
162	H	TCU	77 73	12	A	Texas	54 69								
55	A	Iowa St.	53 68	97	H	Texas Tech	89 79								
21	H	Kansas St.	66 59	6	A	Baylor	73 79								

Non-Div I Games:

West Virginia

■ Loss, 
 ■ Non-Conf, 
 ■ S Site, 
 ■ H Home 
 ■ A Away 
 N Neutral

Average RPI Win:	253	WON-LOST	WINNING	LAST 10	STRENGTH OF	OPP. STRENGTH	TEAM	ADJ.	CONF.	ADJ CONF.
Average RPI Loss:	160	RECORD	PCT. RANK	GAMES	SCHEDULE	OF SCHEDULE	RPI	RPI	RPI	RPI
DIV. I ONLY	7- 22	307	3- 7	127	250	279	279	17	17	
DIV. I NON-CONF.	4- 10	259	0- 0	147	300	244	244	20	20	
TOTALS	RPI 1-25	RPI 26-50	W-L RECORDS	RPI 51-100	RPI 101-150	RPI 150+				
7- 22	0- 1	0- 0	OVERALL	0- 6	0- 4	7- 11				
5- 7	0- 0	0- 0	HOME	0- 2	0- 0	5- 5				
2- 12	0- 1	0- 0	AWAY	0- 3	0- 2	2- 6				
0- 3	0- 0	0- 0	NEUTRAL	0- 1	0- 2	0- 0				
4- 10	0- 1	0- 0	NON-CONFERENCE	0- 1	0- 4	4- 4				
2- 3	0- 0	0- 0	HOME	0- 0	0- 0	2- 3				
2- 5	0- 1	0- 0	AWAY	0- 1	0- 2	2- 1				
0- 2	0- 0	0- 0	NEUTRAL	0- 0	0- 2	0- 0				
3- 12	0- 0	0- 0	CONFERENCE	0- 5	0- 0	3- 7				
3- 4	0- 0	0- 0	HOME	0- 2	0- 0	3- 2				
0- 7	0- 0	0- 0	AWAY	0- 2	0- 0	0- 5				
0- 1	0- 0	0- 0	NEUTRAL	0- 1	0- 0	0- 0				

RPI 1-25				RPI 26-50				RPI 51-100				RPI 101+				Team's RPI: 279	
RPI	S	Opponent	Score	RPI	S	Opponent	Score	RPI	S	Opponent	Score	RPI	S	Opponent	Score		
13	A	Florida St.	41 90					78	A	Chattanooga	46 67	111	A	Clemson	63 78		
								78	H	Chattanooga	48 60	119	N	Duquesne	50 65		
								78	N	Chattanooga	41 85	127	A	Radford	39 67		
								85	A	Georgia	43 78	138	N	San Francisco	52 73		
								89	A	Mercer	53 84	187	H	Campbell	48 50		
								89	H	Mercer	57 59	201	A	UNCG	45 62		
												201	H	UNCG	77 73		
												203	A	ETSU	57 76		
												203	H	ETSU	55 72		
												220	H	UT Martin	72 84		
												221	H	High Point	73 64		
												228	A	Samford	50 51		
												228	H	Samford	42 49		
												238	A	Wofford	59 68		
												238	H	Wofford	69 66		
												241	A	UNC Asheville	53 62		
												256	H	Charleston So.	58 53		
												257	A	Furman	44 73		
												257	H	Furman	75 72		
												270	A	Eastern Ky.	72 61		
												312	H	Gardner-Webb	60 68		
												331	A	Florida A&M	62 61		
LAST 12 Division I GAMES:																	
				78	N	Chattanooga	41 85	238	H	Wofford	69 66						
				201	H	UNCG	77 73	257	H	Furman	75 72						
				78	H	Chattanooga	48 60	201	A	UNCG	45 62						
				203	H	ETSU	55 72	203	A	ETSU	57 76						
				228	A	Samford	50 51	78	A	Chattanooga	46 67						
				89	A	Mercer	53 84	89	H	Mercer	57 59						

Non-Div I Games: North Greenville 95 48

Western Caro.

Average RPI Win:	226	WON-LOST	WINNING	LAST 10	STRENGTH OF	OPP. STRENGTH	TEAM	ADJ.	CONF.	ADJ CONF.
Average RPI Loss:	62	RECORD	PCT. RANK	GAMES	SCHEDULE	OF SCHEDULE	RPI	RPI	RPI	RPI
DIV. I ONLY	22- 6	28	9- 1	269	148	74	74	11	11	
DIV. I NON-CONF.	8- 3	67	0- 0	287	218	94	94	10	10	
TOTALS	RPI 1-25	RPI 26-50	W-L RECORDS	RPI 51-100	RPI 101-150	RPI 150+				
22- 6	0- 1	1- 2	OVERALL	3- 2	0- 0	18- 1				
11- 1	0- 0	1- 0	HOME	2- 1	0- 0	8- 0				
10- 5	0- 0	0- 0	AWAY	1- 0	0- 0	9- 0				
1- 0	0- 0	0- 0	NEUTRAL	0- 0	0- 0	1- 0				
8- 3	0- 1	0- 1	NON-CONFERENCE	1- 0	0- 0	7- 1				
4- 0	0- 0	0- 0	HOME	1- 0	0- 0	3- 0				
4- 3	0- 1	0- 1	AWAY	0- 0	0- 0	4- 1				
0- 0	0- 0	0- 0	NEUTRAL	0- 0	0- 0	0- 0				
14- 3	0- 0	1- 1	CONFERENCE	2- 2	0- 0	11- 0				
7- 1	0- 0	1- 0	HOME	1- 1	0- 0	5- 0				
6- 2	0- 0	0- 1	AWAY	1- 1	0- 0	5- 0				
1- 0	0- 0	0- 0	NEUTRAL	0- 0	0- 0	1- 0				

RPI 1-25				RPI 26-50				RPI 51-100				Team's RPI: 74	RPI 101+			
RPI	S	Opponent	Score	RPI	S	Opponent	Score	RPI	S	Opponent	Score		RPI	S	Opponent	Score
24	A	Missouri	68 71	31	A	South Dakota St.	58 73	63	A	South Dakota	86 78		152	A	Oral Roberts	76 62
				31	H	South Dakota St.	83 77	63	H	South Dakota	81 75		152	H	Oral Roberts	76 72
				32	A	Marquette	61 77	65	A	IUPUI	52 66		153	A	Milwaukee	68 76
								65	H	IUPUI	72 76		154	A	Omaha	78 74
								91	H	Northern Ill.	83 79		154	H	Omaha	80 63
													207	A	SIUE	76 74
													237	H	Bradley	91 77
													268	A	Southeast Mo. St.	100 87
													298	A	North Dakota St.	87 60
													298	H	North Dakota St.	110 81
													300	H	Eastern Ill.	83 62
													306	A	Denver	80 68
													306	H	Denver	87 62
													306	N	Denver	82 39
													311	A	UMKC	78 65
													313	A	Fort Wayne	75 53
													313	H	Fort Wayne	77 51
													314	H	Illinois St.	80 50
													344	A	Chicago St.	54 50
LAST 12 Division I GAMES:																
				306	N	Denver	82 39						154	H	Omaha	80 63
				63	H	South Dakota	81 75						152	A	Oral Roberts	76 62
				313	H	Fort Wayne	77 51						63	A	South Dakota	86 78
				31	H	South Dakota St.	83 77						65	H	IUPUI	72 76
				306	A	Denver	80 68						31	A	South Dakota St.	58 73
				298	A	North Dakota St.	87 60						298	H	North Dakota St.	110 81

Non-Div I Games: Graceland (IA) 118 40 Monmouth (IL) 113 29

Western Ill.

Loss, Non-Conf, S Site, H Home A Away N Neutral

Average RPI Win:	191	WON-LOST	WINNING	LAST 10	STRENGTH OF	OPP. STRENGTH	TEAM	ADJ.	CONF.	ADJ CONF.
Average RPI Loss:	75	RECORD	PCT. RANK	GAMES	SCHEDULE	OF SCHEDULE	RPI	RPI	RPI	RPI
DIV. I ONLY	24- 6	22	10- 0	108	128	39	39	14	14	
DIV. I NON-CONF.	8- 4	97	1- 0	120	96	87	87	16	16	
TOTALS	RPI 1-25	RPI 26-50	W-L RECORDS	RPI 51-100	RPI 101-150	RPI 150+				
24- 6	0- 2	1- 1	OVERALL	3- 1	6- 1	14- 1				
14- 1	0- 0	1- 0	HOME	1- 1	5- 0	7- 0				
9- 3	0- 1	0- 0	AWAY	1- 0	1- 1	7- 1				
1- 2	0- 1	0- 1	NEUTRAL	1- 0	0- 0	0- 0				
8- 4	0- 2	1- 1	NON-CONFERENCE	1- 1	1- 0	5- 0				
5- 1	0- 0	1- 0	HOME	0- 1	1- 0	3- 0				
2- 1	0- 1	0- 0	AWAY	0- 0	0- 0	2- 0				
1- 2	0- 1	0- 1	NEUTRAL	1- 0	0- 0	0- 0				
16- 2	0- 0	0- 0	CONFERENCE	2- 0	5- 1	9- 1				
9- 0	0- 0	0- 0	HOME	1- 0	4- 0	4- 0				
7- 2	0- 0	0- 0	AWAY	1- 0	1- 1	5- 1				
0- 0	0- 0	0- 0	NEUTRAL	0- 0	0- 0	0- 0				

RPI S	Opponent	Score	RPI S	Opponent	Score	Team's RPI: 39	RPI S	Opponent	Score	RPI S	Opponent	Score
11 A	Louisville	61 68	48 H	Indiana	85 74		82 A	Middle Tenn.	82 75	112 A	Charlotte	85 89
16 N	DePaul	69 77	50 N	George Washington	49 68		82 H	Middle Tenn.	66 51	112 H	Charlotte	75 74
							83 H	UT Arlington	68 71	115 H	Ball St.	68 61
							93 N	Kent St.	79 73	120 H	Southern Miss.	79 53
										132 A	Old Dominion	67 62
										132 H	Old Dominion	79 73
										145 H	Louisiana Tech	67 58
										163 A	Rice	80 75
										173 A	UAB	62 52
										173 H	UAB	60 48
										178 A	UTSA	77 80
										196 A	North Texas	75 55
										204 H	Col. of Charleston	89 76
										243 A	Marshall	78 64
										243 H	Marshall	73 57
										262 A	Austin Peay	85 65
										270 A	Eastern Ky.	90 63
										297 H	Lipscomb	87 35
										299 A	UTEP	71 54
										307 H	FIU	90 38
										337 H	Fla. Atlantic	76 55
										349 H	Alabama A&M	96 32
LAST 12 Division I GAMES:												
93 N	Kent St.	79 73	82 A	Middle Tenn.	82 75		243 A	Marshall	78 64			
163 A	Rice	80 75	120 H	Southern Miss.	79 53		145 H	Louisiana Tech	67 58			
196 A	North Texas	75 55	178 A	UTSA	77 80		299 A	UTEP	71 54			
132 H	Old Dominion	79 73										
112 H	Charlotte	75 74										
173 A	UAB	62 52										

Non-Div I Games:

Western Ky.

Average RPI Win:	260	WON-LOST	WINNING	LAST 10	STRENGTH OF	OPP. STRENGTH	TEAM	ADJ.	CONF.	ADJ CONF.
Average RPI Loss:	70	RECORD	PCT. RANK	GAMES	SCHEDULE	OF SCHEDULE	RPI	RPI	RPI	RPI
DIV. I ONLY	17- 12	121	3- 7	289	102	172	172	10	10	
DIV. I NON-CONF.	9- 2	37	0- 0	349	153	185	185	11	11	
TOTALS	RPI 1-25	RPI 26-50	W-L RECORDS	RPI 51-100	RPI 101-150	RPI 150+				
17- 12	0- 0	0- 4	OVERALL	1- 6	0- 2	16- 0				
8- 6	0- 0	0- 2	HOME	1- 3	0- 1	7- 0				
8- 6	0- 0	0- 0	AWAY	0- 1	0- 0	8- 0				
1- 0	0- 0	0- 0	NEUTRAL	0- 0	0- 0	1- 0				
9- 2	0- 0	0- 2	NON-CONFERENCE	0- 0	0- 0	9- 0				
4- 1	0- 0	0- 1	HOME	0- 0	0- 0	4- 0				
4- 1	0- 0	0- 1	AWAY	0- 0	0- 0	4- 0				
1- 0	0- 0	0- 0	NEUTRAL	0- 0	0- 0	1- 0				
8- 10	0- 0	0- 2	CONFERENCE	1- 6	0- 2	7- 0				
4- 5	0- 0	0- 1	HOME	1- 3	0- 1	3- 0				
4- 5	0- 0	0- 1	AWAY	0- 3	0- 1	4- 0				
0- 0	0- 0	0- 0	NEUTRAL	0- 0	0- 0	0- 0				

RPI S	Opponent	Score	RPI S	Opponent	Score	RPI S	Opponent	Score	RPI S	Opponent	Score	Team's RPI: 172
38	A Central Mich.	83 94	38	H Central Mich.	73 94	57	A Ohio	67 80	115	A Ball St.	56 61	
42	H Michigan St.	64 68	42	H Michigan St.	64 68	59	A Toledo	67 75	115	H Ball St.	72 83	
44	A Michigan	40 66	44	A Michigan	40 66	59	H Toledo	66 72	155	A Detroit Mercy	75 65	
						91	A Northern Ill.	62 67	237	H Bradley	83 64	
						91	H Northern Ill.	90 77	239	A Akron	73 57	
						93	H Kent St.	67 71	239	H Akron	73 60	
						94	H Buffalo	47 62	242	A Miami (OH)	85 60	
									258	A Bowling Green	74 53	
									258	H Bowling Green	75 58	
									270	N Eastern Ky.	74 59	
									278	H Davidson	76 63	
									283	A Eastern Mich.	76 67	
									283	H Eastern Mich.	70 60	
									298	A North Dakota St.	68 63	
									311	A UMKC	66 54	
									313	H Fort Wayne	61 35	
									323	H Loyola Chicago	65 53	
									344	A Chicago St.	64 51	
LAST 12 Division I GAMES:												
91	H Northern Ill.	90 77	38	A Central Mich.	83 94	59	H Toledo	66 72	91	A Northern Ill.	62 67	
38	H Central Mich.	73 94	59	A Toledo	67 75	94	H Buffalo	47 62	57	A Ohio	67 80	
59	A Toledo	67 75	94	H Buffalo	47 62	239	A Akron	73 57				
115	H Ball St.	72 83										
283	H Eastern Mich.	70 60										
258	A Bowling Green	74 53										

Non-Div I Games:

Western Mich.

■ Loss, 
■ Non-Conf, 
■ S Site, 
■ H Home 
■ A Away 
N Neutral

Average RPI Win:	237	WON-LOST	WINNING	LAST 10	STRENGTH OF	OPP. STRENGTH	TEAM	ADJ.	CONF.	ADJ CONF.
Average RPI Loss:	107	RECORD	PCT. RANK	GAMES	SCHEDULE	OF SCHEDULE	RPI	RPI	RPI	RPI
DIV. I ONLY	14- 15	179	5- 5	142	147	184	184	16	16	
DIV. I NON-CONF.	5- 6	186	0- 0	61	69	162	162	14	14	
TOTALS	RPI 1-25	RPI 26-50	W-L RECORDS	RPI 51-100	RPI 101-150	RPI 150+				
14- 15	1- 2	0- 5	OVERALL	0- 2	2- 0	11- 6				
9- 6	1- 0	0- 3	HOME	0- 0	1- 0	7- 3				
4- 7	0- 1	0- 2	AWAY	0- 1	0- 0	4- 3				
1- 2	0- 1	0- 0	NEUTRAL	0- 1	1- 0	0- 0				
5- 6	1- 2	0- 1	NON-CONFERENCE	0- 2	2- 0	2- 1				
4- 2	1- 0	0- 1	HOME	0- 0	1- 0	2- 1				
0- 2	0- 1	0- 0	AWAY	0- 1	0- 0	0- 0				
1- 2	0- 1	0- 0	NEUTRAL	0- 1	1- 0	0- 0				
9- 9	0- 0	0- 4	CONFERENCE	0- 0	0- 0	9- 5				
5- 4	0- 0	0- 2	HOME	0- 0	0- 0	5- 2				
4- 5	0- 0	0- 2	AWAY	0- 0	0- 0	4- 3				
0- 0	0- 0	0- 0	NEUTRAL	0- 0	0- 0	0- 0				

RPI 1-25				RPI 26-50				RPI 51-100				RPI 101+ Team's RPI: 184			
RPI	S	Opponent	Score	RPI	S	Opponent	Score	RPI	S	Opponent	Score	RPI	S	Opponent	Score
8	N	Stanford	39 87	26	A	Drake	89 105	56	N	Purdue	49 86	107	H	Abilene Christian	81 62
19	H	Creighton	62 54	26	H	Drake	78 83	83	A	UT Arlington	70 74	148	N	Northeastern	87 73
24	A	Missouri	57 64	31	H	South Dakota St.	58 78					151	A	Missouri St.	62 73
				47	A	UNI	37 62					151	H	Missouri St.	60 65
				47	H	UNI	61 63					165	A	Southern Ill.	54 77
												165	H	Southern Ill.	58 61
												236	A	Indiana St.	56 42
												236	H	Indiana St.	67 43
												237	A	Bradley	76 69
												237	H	Bradley	65 54
												240	A	Evansville	74 67
												240	H	Evansville	69 68
												311	H	UMKC	54 56
												314	A	Illinois St.	50 54
												314	H	Illinois St.	67 45
												322	H	Arkansas St.	69 51
												323	A	Loyola Chicago	83 64
												323	H	Loyola Chicago	65 43
												332	H	Incarinate Word	73 63
LAST 12 Division I GAMES:															
				26	A	Drake	89 105	165	H	Southern Ill.	58 61				
				47	A	UNI	37 62	240	H	Evansville	69 68				
				236	H	Indiana St.	67 43	151	H	Missouri St.	60 65				
				323	H	Loyola Chicago	65 43	323	A	Loyola Chicago	83 64				
				237	A	Bradley	76 69	236	A	Indiana St.	56 42				
				314	A	Illinois St.	50 54	314	H	Illinois St.	67 45				

Non-Div I Games:

Wichita St.

■ Loss, 
 ■ Non-Conf, 
 ■ S Site, 
 ■ Home 
 ■ A Away 
 N Neutral

William & Mary

Through Games Of March 4, 2017

Average RPI Win:	199	WON-LOST	WINNING	LAST 10	STRENGTH OF	OPP. STRENGTH	TEAM	ADJ.	CONF.	ADJ CONF.
Average RPI Loss:	117	RECORD	PCT. RANK	GAMES	SCHEDULE	OF SCHEDULE	RPI	RPI	RPI	RPI
DIV. I ONLY	19- 10	95	6- 4	193	118	129	129	9	9	
DIV. I NON-CONF.	10- 1	15	0- 0	300	298	93	93	8	8	
TOTALS	RPI 1-25	RPI 26-50	W-L RECORDS	RPI 51-100	RPI 101-150	RPI 150+				
19- 10	0- 0	1- 3	OVERALL	1- 2	4- 1	13- 4				
11- 5	0- 0	0- 2	HOME	1- 1	1- 1	9- 1				
8- 5	0- 0	1- 1	AWAY	0- 1	3- 0	4- 3				
0- 0	0- 0	0- 0	NEUTRAL	0- 0	0- 0	0- 0				
10- 1	0- 0	0- 0	NON-CONFERENCE	0- 1	1- 0	9- 0				
6- 1	0- 0	0- 0	HOME	0- 1	0- 0	6- 0				
4- 0	0- 0	0- 0	AWAY	0- 0	1- 0	3- 0				
0- 0	0- 0	0- 0	NEUTRAL	0- 0	0- 0	0- 0				
9- 9	0- 0	1- 3	CONFERENCE	1- 1	3- 1	4- 4				
5- 4	0- 0	0- 2	HOME	1- 0	1- 1	3- 1				
4- 5	0- 0	1- 1	AWAY	0- 1	2- 0	1- 3				
0- 0	0- 0	0- 0	NEUTRAL	0- 0	0- 0	0- 0				

RPI S	Opponent	Score	RPI S	Opponent	Score	RPI S	Opponent	Score	RPI S	Opponent	Score	Team's RPI: 129
27	A Elon	47 70	27	H Elon	58 60	69	H St. John's (NY)	57 73	132	A Old Dominion	69 58	
41	A James Madison	62 53	41	A James Madison	62 53	80	A Drexel	48 65	135	A Delaware	60 49	
41	H James Madison	64 79	41	H James Madison	64 79	80	H Drexel	74 65	135	H Delaware	54 68	
									148	A Northeastern	68 54	
									148	H Northeastern	60 58	
									166	H East Carolina	82 72	
									188	A Hofstra	61 64	
									188	H Hofstra	81 65	
									190	A American	48 34	
									199	A Towson	60 64	
									199	H Towson	68 55	
									204	A Col. of Charleston	60 70	
									204	H Col. of Charleston	69 71	
									215	H Dartmouth	63 50	
									224	A UNCW	57 43	
									224	H UNCW	58 52	
									226	H Saint Francis (PA)	73 60	
									235	H Richmond	67 39	
									272	A Norfolk St.	65 52	
									291	H Mt. St. Mary's	68 46	
									315	A USC Upstate	49 46	
									347	H Delaware St.	82 48	
LAST 12 Division I GAMES:												
80	H Drexel	74 65	80	A Drexel	48 65							
41	A James Madison	62 53	188	H Hofstra	81 65							
224	H UNCW	58 52	188	A Hofstra	61 64							
27	A Elon	47 70	148	A Northeastern	68 54							
204	H Col. of Charleston	69 71	41	H James Madison	64 79							
199	H Towson	68 55	135	H Delaware	54 68							

Non-Div I Games:

William & Mary

Loss, Non-Conf, S Site, H Home A Away N Neutral



Average RPI Win:	345	WON-LOST	WINNING	LAST 10	STRENGTH OF	OPP. STRENGTH	TEAM	ADJ.	CONF.	ADJ CONF.
Average RPI Loss:	196	RECORD	PCT. RANK	GAMES	SCHEDULE	OF SCHEDULE	RPI	RPI	RPI	RPI
DIV. I ONLY	1- 28	347	0- 10	191	304	341	341	28	28	
DIV. I NON-CONF.	0- 11	335	0- 0	67	171	305	305	28	28	
TOTALS	RPI 1-25	RPI 26-50	W-L RECORDS	RPI 51-100	RPI 101-150	RPI 150+				
1- 28	0- 3	0- 1	OVERALL	0- 2	0- 2	1- 20				
1- 13	0- 0	0- 0	HOME	0- 1	0- 1	1- 11				
0- 12	0- 2	0- 0	AWAY	0- 0	0- 1	0- 9				
0- 3	0- 1	0- 1	NEUTRAL	0- 1	0- 0	0- 0				
0- 11	0- 3	0- 1	NON-CONFERENCE	0- 2	0- 0	0- 5				
0- 5	0- 0	0- 0	HOME	0- 1	0- 0	0- 4				
0- 3	0- 2	0- 0	AWAY	0- 0	0- 0	0- 1				
0- 3	0- 1	0- 1	NEUTRAL	0- 1	0- 0	0- 0				
1- 17	0- 0	0- 0	CONFERENCE	0- 0	0- 2	1- 15				
1- 8	0- 0	0- 0	HOME	0- 0	0- 1	1- 7				
0- 9	0- 0	0- 0	AWAY	0- 0	0- 1	0- 8				
0- 0	0- 0	0- 0	NEUTRAL	0- 0	0- 0	0- 0				

RPI S	Opponent	Score	RPI S	Opponent	Score	RPI S	Opponent	Score	RPI S	Opponent	Score	Team's RPI: 341
6	A Baylor	32 140	44	N Michigan	39 76	75	N Gonzaga	41 71	127	A Radford	49 74	
13	N Florida St.	35 98				89	H Mercer	48 71	127	H Radford	50 60	
25	A Ohio St.	48 88							187	A Campbell	32 61	
									187	H Campbell	35 70	
									203	A ETSU	45 62	
									204	H Col. of Charleston	64 95	
									221	A High Point	43 88	
									221	H High Point	57 70	
									229	A Liberty	51 80	
									229	H Liberty	63 78	
									231	A Presbyterian	50 64	
									231	H Presbyterian	39 78	
									239	H Akron	59 80	
									241	A UNC Asheville	55 71	
									241	H UNC Asheville	53 68	
									256	A Charleston So.	52 71	
									256	H Charleston So.	58 70	
									282	H Tennessee Tech	50 73	
									312	A Gardner-Webb	57 63	
									312	H Gardner-Webb	54 89	
									345	A Longwood	78 83	
									345	H Longwood	78 72	
									348	H South Carolina St.	55 63	
LAST 12 Division I GAMES:												
256	H Charleston So.	58 70	345	A Longwood	78 83							
231	A Presbyterian	50 64	221	H High Point	57 70							
229	H Liberty	63 78	127	A Radford	49 74							
241	A UNC Asheville	55 71	312	H Gardner-Webb	54 89							
312	A Gardner-Webb	57 63	229	A Liberty	51 80							
187	H Campbell	35 70	345	H Longwood	78 72							

Non-Div I Games: N.C. Wesleyan 89 40

Winthrop

■ Loss, 
 ■ Non-Conf, S Site, 
 ■ Home 
 ■ Away 
 N Neutral

Average RPI Win:	224	WON-LOST	WINNING	LAST 10	STRENGTH OF	OPP. STRENGTH	TEAM	ADJ.	CONF.	ADJ CONF.
Average RPI Loss:	82	RECORD	PCT. RANK	GAMES	SCHEDULE	OF SCHEDULE	RPI	RPI	RPI	RPI
DIV. I ONLY	9- 22	285	4- 6	77	75	212	212	6	6	
DIV. I NON-CONF.	5- 8	218	0- 0	126	184	203	203	6	6	
TOTALS	RPI 1-25	RPI 26-50	W-L RECORDS	RPI 51-100	RPI 101-150	RPI 150+				
9- 22	0- 3	1- 7	OVERALL	0- 5	0- 3	8- 4				
5- 10	0- 1	0- 5	HOME	0- 1	0- 1	5- 2				
2- 10	0- 2	1- 1	AWAY	0- 4	0- 1	1- 2				
2- 2	0- 0	0- 1	NEUTRAL	0- 0	0- 1	2- 0				
5- 8	0- 0	1- 2	NON-CONFERENCE	0- 0	0- 3	4- 3				
2- 5	0- 0	0- 2	HOME	0- 0	0- 1	2- 2				
2- 2	0- 0	1- 0	AWAY	0- 0	0- 1	1- 1				
1- 1	0- 0	0- 0	NEUTRAL	0- 0	0- 1	1- 0				
4- 14	0- 3	0- 5	CONFERENCE	0- 5	0- 0	4- 1				
3- 5	0- 1	0- 3	HOME	0- 1	0- 0	3- 0				
0- 8	0- 2	0- 1	AWAY	0- 4	0- 0	0- 1				
1- 1	0- 0	0- 1	NEUTRAL	0- 0	0- 0	1- 0				

RPI 1-25				RPI 26-50				RPI 51-100				RPI 101+ Team's RPI: 212			
RPI	S	Opponent	Score	RPI	S	Opponent	Score	RPI	S	Opponent	Score	RPI	S	Opponent	Score
17	A	Maryland	40 89	28	A	Green Bay	54 53	56	H	Purdue	57 79	112	A	Charlotte	48 63
25	A	Ohio St.	61 70	32	H	Marquette	75 81	62	A	Iowa	60 71	116	N	Ole Miss	44 69
25	H	Ohio St.	68 96	36	H	Dayton	64 83	68	A	Northwestern	43 63	118	H	North Carolina	59 72
				42	H	Michigan St.	57 81	70	A	Minnesota	60 88	153	A	Milwaukee	63 80
				42	N	Michigan St.	63 70	84	A	Penn St.	46 76	169	H	Idaho St.	35 42
				44	A	Michigan	66 75					197	H	Nebraska	82 56
				44	H	Michigan	56 73					205	H	Illinois	59 55
				48	H	Indiana	54 78					223	A	Rutgers	52 68
												223	H	Rutgers	53 41
												223	N	Rutgers	61 55
												226	H	Saint Francis (PA)	100 103
												254	N	Tennessee St.	80 70
												260	H	Butler	60 55
												309	H	Mississippi Val.	103 61
												314	A	Illinois St.	64 46
LAST 12 Division I GAMES:															
				42	N	Michigan St.	63 70	44	A	Michigan	66 75				
				223	N	Rutgers	61 55	197	H	Nebraska	82 56				
				62	A	Iowa	60 71	25	H	Ohio St.	68 96				
				205	H	Illinois	59 55	68	A	Northwestern	43 63				
				223	H	Rutgers	53 41	48	H	Indiana	54 78				
				17	A	Maryland	40 89	42	H	Michigan St.	57 81				

Non-Div I Games:

Wisconsin

■ Loss, 
■ Non-Conf, 
■ S Site, 
■ H Home 
■ A Away 
N Neutral

RPI 1-25				RPI 26-50				RPI 51-100				RPI 101+				Team's RPI: 238	
RPI	S	Opponent	Score	RPI	S	Opponent	Score	RPI	S	Opponent	Score	RPI	S	Opponent	Score		
				37	A	North Carolina St.	40 80	78	A	Chattanooga	56 76	154	A	Omaha	64 89		
								78	H	Chattanooga	61 71	201	A	UNCG	61 67		
								86	N	Florida	51 74	201	H	UNCG	54 48		
								89	A	Mercer	39 54	203	A	ETSU	54 52		
								89	H	Mercer	46 61	203	H	ETSU	69 77		
								89	N	Mercer	42 67	224	A	UNCW	71 67		
								98	N	Jacksonville	60 66	228	A	Samford	54 57		
												228	H	Samford	48 55		
												241	A	UNC Asheville	65 84		
												245	H	Coastal Caro.	67 62		
												256	A	Charleston So.	59 45		
												257	A	Furman	60 65		
												257	H	Furman	49 69		
												274	A	Kennesaw St.	78 49		
												279	A	Western Caro.	66 69		
												279	H	Western Caro.	68 59		
												295	A	North Florida	79 60		
												312	H	Gardner-Webb	75 66		
												334	A	N.C. Central	64 54		
												348	H	South Carolina St.	66 65		
LAST 12 Division I GAMES:																	
				89	N	Mercer	42 67	279	A	Western Caro.	66 69						
				78	A	Chattanooga	56 76	201	A	UNCG	61 67						
				203	A	ETSU	54 52	203	H	ETSU	69 77						
				228	H	Samford	48 55	78	H	Chattanooga	61 71						
				89	H	Mercer	46 61	89	A	Mercer	39 54						
				257	A	Furman	60 65	228	A	Samford	54 57						

Non-Div I Games:	Montreat	71	30	Erskine	116	74
------------------	----------	----	----	---------	-----	----

Page 363

Average RPI Win:	256	WON-LOST	WINNING	LAST 10	STRENGTH OF	OPP. STRENGTH	TEAM	ADJ.	CONF.	ADJ CONF.
Average RPI Loss:	98	RECORD	PCT. RANK	GAMES	SCHEDULE	OF SCHEDULE	RPI	RPI	RPI	RPI
DIV. I ONLY	22- 7	39	8- 2	322	184	136	136	19	19	
DIV. I NON-CONF.	6- 4	127	0- 0	344	112	249	249	21	21	
TOTALS	RPI 1-25	RPI 26-50	W-L RECORDS	RPI 51-100	RPI 101-150	RPI 150+				
22- 7	0- 0	0- 2	OVERALL	0- 2	2- 1	20- 2				
11- 2	0- 0	0- 1	HOME	0- 1	1- 0	10- 0				
10- 3	0- 0	0- 1	AWAY	0- 0	1- 0	9- 2				
1- 2	0- 0	0- 0	NEUTRAL	0- 1	0- 1	1- 0				
6- 4	0- 0	0- 0	NON-CONFERENCE	0- 2	0- 1	6- 1				
3- 1	0- 0	0- 0	HOME	0- 1	0- 0	3- 0				
3- 1	0- 0	0- 0	AWAY	0- 0	0- 0	3- 1				
0- 2	0- 0	0- 0	NEUTRAL	0- 1	0- 1	0- 0				
16- 3	0- 0	0- 2	CONFERENCE	0- 0	2- 0	14- 1				
8- 1	0- 0	0- 1	HOME	0- 0	1- 0	7- 0				
7- 2	0- 0	0- 1	AWAY	0- 0	1- 0	6- 1				
1- 0	0- 0	0- 0	NEUTRAL	0- 0	0- 0	1- 0				

RPI 1-25			RPI 26-50			RPI 51-100			RPI 101+ Team's RPI: 136		
RPI	S	Opponent	Score	RPI	S	Opponent	Score	RPI	S	Opponent	Score
				28	A	Green Bay	41 62	64	N	Georgetown	60 67
				28	H	Green Bay	51 58	93	H	Kent St.	69 79
LAST 12 Division I GAMES:											
				318	N	Ill.-Chicago	79 52	318	H	Ill.-Chicago	62 51
				153	H	Milwaukee	62 52	292	H	Valparaiso	63 48
				28	H	Green Bay	51 58	294	H	Northern Ky.	67 47
				155	A	Detroit Mercy	80 85	146	H	Oakland	84 66
				317	A	Youngstown St.	68 64	155	H	Detroit Mercy	77 69
				180	A	Cleveland St.	65 60	292	A	Valparaiso	65 52
								292	H	Valparaiso	63 48
								294	A	Northern Ky.	70 63
								294	H	Northern Ky.	67 47
								300	A	Eastern Ill.	71 61
								313	H	Fort Wayne	62 51
								317	A	Youngstown St.	68 64
								317	H	Youngstown St.	71 58
								318	A	Ill.-Chicago	73 54
								318	H	Ill.-Chicago	62 51
								318	N	Ill.-Chicago	79 52
								344	A	Chicago St.	71 65

Non-Div I Games: Grace (IN) 87 56 Cincinnati Christia 85 61

Wright St.

Loss, Non-Conf, S Site, H Home A Away N Neutral

## Wyoming

## Through Games Of March 4, 2017

Average RPI Win:	211	WON-LOST	WINNING	LAST 10	STRENGTH OF	OPP. STRENGTH	TEAM	ADJ.	CONF.	ADJ CONF.
Average RPI Loss:	82	RECORD	PCT. RANK	GAMES	SCHEDULE	OF SCHEDULE	RPI	RPI	RPI	RPI
DIV. I ONLY	19- 8	67	6- 4	175	139	87	87	13	13	
DIV. I NON-CONF.	6- 3	97	0- 0	274	159	150	150	15	15	
TOTALS	RPI 1-25	RPI 26-50	W-L RECORDS	RPI 51-100	RPI 101-150	RPI 150+				
19- 8	0- 0	1- 3	OVERALL	2- 3	3- 1	13- 1				
12- 2	0- 0	1- 0	HOME	2- 1	1- 1	8- 0				
7- 6	0- 0	0- 3	AWAY	0- 2	2- 0	5- 1				
0- 0	0- 0	0- 0	NEUTRAL	0- 0	0- 0	0- 0				
6- 3	0- 0	0- 2	NON-CONFERENCE	1- 0	1- 1	4- 0				
4- 1	0- 0	0- 0	HOME	1- 0	0- 1	3- 0				
2- 2	0- 0	0- 2	AWAY	0- 0	1- 0	1- 0				
0- 0	0- 0	0- 0	NEUTRAL	0- 0	0- 0	0- 0				
13- 5	0- 0	1- 1	CONFERENCE	1- 3	2- 0	9- 1				
8- 1	0- 0	1- 0	HOME	1- 1	1- 0	5- 0				
5- 4	0- 0	0- 1	AWAY	0- 2	1- 0	4- 1				
0- 0	0- 0	0- 0	NEUTRAL	0- 0	0- 0	0- 0				

RPI 1-25			RPI 26-50			RPI 51-100			Team's RPI: 87			RPI 101+			
RPI	S	Opponent	Score	RPI	S	Opponent	Score	RPI	S	Opponent	Score	RPI	S	Opponent	Score
				26	A	Drake	50 63	63	H	South Dakota	69 62	106	A	Colorado	82 75
				42	A	Michigan St.	51 63	66	A	Boise St.	54 64	142	H	Idaho	71 74
				49	A	Colorado St.	54 61	66	H	Boise St.	43 53	147	A	New Mexico	60 58
				49	H	Colorado St.	56 49	92	A	UNLV	46 51	147	H	New Mexico	68 52
								92	H	UNLV	79 57	176	A	Fresno St.	47 52
												176	H	Fresno St.	70 48
												186	A	Utah St.	71 48
												186	H	Utah St.	59 40
												206	A	San Jose St.	68 59
												206	H	San Jose St.	89 60
												259	H	San Diego St.	80 67
												281	A	Nevada	72 59
												285	H	Southern Utah	68 48
												306	H	Denver	59 49
												321	A	Air Force	66 54
												321	H	Air Force	73 41
												325	A	Montana	67 42
												346	H	Cal St. Fullerton	61 26
LAST 12 Division I GAMES:															
				206	A	San Jose St.	68 59	176	A	Fresno St.	47 52				
				49	H	Colorado St.	56 49	321	H	Air Force	73 41				
				147	A	New Mexico	60 58	259	H	San Diego St.	80 67				
				66	H	Boise St.	43 53	66	A	Boise St.	54 64				
				49	A	Colorado St.	54 61	92	A	UNLV	46 51				
				186	H	Utah St.	59 40	147	H	New Mexico	68 52				

Non-Div I Games: Adams St. 79 40 Chadron St. 74 50

Wyoming

Loss, Non-Conf, S Site, H Home A Away N Neutral

Average RPI Win:	<b>232</b>	WON-LOST	WINNING	LAST 10	STRENGTH OF	OPP. STRENGTH	TEAM	ADJ.	CONF.	ADJ CONF.
Average RPI Loss:	<b>81</b>	RECORD	PCT. RANK	GAMES	SCHEDULE	OF SCHEDULE	RPI	RPI	RPI	RPI
DIV. I ONLY	<b>12- 18</b>	<b>228</b>	<b>2- 8</b>	<b>139</b>	<b>84</b>	<b>200</b>	<b>200</b>	<b>7</b>	<b>7</b>	
DIV. I NON-CONF.	<b>8- 3</b>	<b>67</b>	<b>0- 0</b>	<b>244</b>	<b>248</b>	<b>132</b>	<b>132</b>	<b>7</b>	<b>7</b>	
TOTALS	RPI 1-25	RPI 26-50	W-L RECORDS	RPI 51-100	RPI 101-150	RPI 150+				
12- 18	0- 5	1- 2	OVERALL	0- 7	0- 1	11- 3				
8- 7	0- 2	1- 1	HOME	0- 3	0- 0	7- 1				
3- 8	0- 2	0- 1	AWAY	0- 4	0- 0	3- 1				
1- 3	0- 1	0- 0	NEUTRAL	0- 0	0- 1	1- 1				
8- 3	0- 1	1- 0	NON-CONFERENCE	0- 1	0- 1	7- 0				
6- 0	0- 0	1- 0	HOME	0- 0	0- 0	5- 0				
1- 1	0- 0	0- 0	AWAY	0- 1	0- 0	1- 0				
1- 2	0- 1	0- 0	NEUTRAL	0- 0	0- 1	1- 0				
4- 15	0- 4	0- 2	CONFERENCE	0- 6	0- 0	4- 3				
2- 7	0- 2	0- 1	HOME	0- 3	0- 0	2- 1				
2- 7	0- 2	0- 1	AWAY	0- 3	0- 0	2- 1				
0- 1	0- 0	0- 0	NEUTRAL	0- 0	0- 0	0- 1				

RPI	S	Opponent	Score	RPI	S	Opponent	Score	RPI	S	Opponent	Score	RPI	S	Opponent	Score	RPI	S	Opponent	Score	Team's RPI: 200
16	A	DePaul	69 <b>85</b>	32	A	Marquette	61 <b>85</b>	54	A	Villanova	71 <b>76</b>	120	N	Southern Miss.	59 <b>73</b>					
16	H	DePaul	43 <b>70</b>	32	H	Marquette	71 <b>86</b>	54	H	Villanova	47 <b>72</b>	181	A	Cincinnati	72 61					
19	A	Creighton	52 <b>63</b>	44	H	Michigan	61 58	64	A	Georgetown	63 <b>81</b>	192	A	Providence	54 51					
19	H	Creighton	57 <b>67</b>					64	H	Georgetown	64 <b>69</b>	192	H	Providence	67 57					
20	N	Oklahoma	69 <b>81</b>					69	A	St. John's (NY)	55 <b>64</b>	198	A	Seton Hall	62 <b>71</b>					
								69	H	St. John's (NY)	48 <b>65</b>	198	H	Seton Hall	72 64					
								88	A	Wake Forest	45 <b>58</b>	254	H	Tennessee St.	63 54					
												260	A	Butler	53 43					
												260	H	Butler	62 <b>65</b>					
												260	N	Butler	66 <b>68</b>					
												268	H	Southeast Mo. St.	54 48					
												274	N	Kennesaw St.	75 52					
												284	H	Ark.-Pine Bluff	62 41					
												295	H	North Florida	83 46					
												347	H	Delaware St.	86 53					
LAST 12 Division I GAMES:																				
260	N	Butler	66 <b>68</b>	16	H	DePaul	43 <b>70</b>													
192	H	Providence	67 57	260	A	Butler	53 43													
19	H	Creighton	57 <b>67</b>	69	A	St. John's (NY)	55 <b>64</b>													
64	A	Georgetown	63 <b>81</b>	198	A	Seton Hall	62 <b>71</b>													
54	A	Villanova	71 <b>76</b>	54	H	Villanova	47 <b>72</b>													
32	H	Marquette	71 <b>86</b>	64	H	Georgetown	64 <b>69</b>													

Non-Div I Games:

Xavier

■ Loss, 
 ■ Non-Conf, 
 S Site, 
 ■ Home 
 ■ Away 
 N Neutral

Average RPI Win:	206	WON-LOST	WINNING	LAST 10	STRENGTH OF	OPP. STRENGTH	TEAM	ADJ.	CONF.	ADJ CONF.
Average RPI Loss:	129	RECORD	PCT. RANK	GAMES	SCHEDULE	OF SCHEDULE	RPI	RPI	RPI	RPI
DIV. I ONLY	15- 12	138	5- 5	137	158	134	134	8	8	
DIV. I NON-CONF.	9- 4	85	0- 0	283	284	122	122	9	9	
TOTALS	RPI 1-25	RPI 26-50	W-L RECORDS	RPI 51-100	RPI 101-150	RPI 150+				
15- 12	0- 1	1- 1	OVERALL	2- 1	2- 5	10- 4				
7- 4	0- 0	1- 0	HOME	1- 0	2- 2	3- 2				
8- 8	0- 1	0- 1	AWAY	1- 1	0- 3	7- 2				
0- 0	0- 0	0- 0	NEUTRAL	0- 0	0- 0	0- 0				
9- 4	0- 1	0- 0	NON-CONFERENCE	1- 0	1- 0	7- 3				
3- 1	0- 0	0- 0	HOME	0- 0	1- 0	2- 1				
6- 3	0- 1	0- 0	AWAY	1- 0	0- 0	5- 2				
0- 0	0- 0	0- 0	NEUTRAL	0- 0	0- 0	0- 0				
6- 8	0- 0	1- 1	CONFERENCE	1- 1	1- 5	3- 1				
4- 3	0- 0	1- 0	HOME	1- 0	1- 2	1- 1				
2- 5	0- 0	0- 1	AWAY	0- 1	0- 3	2- 0				
0- 0	0- 0	0- 0	NEUTRAL	0- 0	0- 0	0- 0				

RPI 1-25				RPI 26-50				RPI 51-100				RPI 101+ Team's RPI: 134			
RPI	S	Opponent	Score	RPI	S	Opponent	Score	RPI	S	Opponent	Score	RPI	S	Opponent	Score
8	A	Stanford	44 102	43	A	Harvard	56 76	61	A	Penn	55 66	113	A	Princeton	62 74
				43	H	Harvard	57 52	61	H	Penn	61 48	113	H	Princeton	47 69
								67	A	New Hampshire	64 58	124	H	Albany (NY)	64 53
												126	A	Cornell	49 59
												126	H	Cornell	63 76
												149	A	Brown	73 76
												149	H	Brown	73 51
												156	A	Army West Point	55 59
												175	H	Boston College	64 71
												195	A	Columbia	55 47
												195	H	Columbia	68 72
												210	H	Binghamton	57 48
												215	A	Dartmouth	57 50
												215	H	Dartmouth	58 44
												233	A	UC Santa Barbara	64 60
												273	H	Vermont	77 48
												277	A	Manhattan	57 63
												314	A	Illinois St.	59 45
												319	A	Holy Cross	71 70
												336	A	LIU Brooklyn	75 44
												342	A	Wagner	66 52
LAST 12 Division I GAMES:															
195	A	Columbia	55 47	43	A	Harvard	56 76	215	A	Dartmouth	57 50				
126	A	Cornell	49 59	126	H	Cornell	63 76	195	H	Columbia	68 72				
215	H	Dartmouth	58 44	43	H	Harvard	57 52	149	H	Brown	73 51				
43	H	Harvard	57 52	61	H	Penn	61 48	149	A	Brown	73 76				
61	H	Penn	61 48	113	H	Princeton	47 69								

Non-Div I Games:

Yale

■ Loss, 
■ Non-Conf, S Site, 
■ Home 
■ Away 
N Neutral

Youngstown St.

Through Games Of March 4, 2017

Average RPI Win:	273	WON-LOST	WINNING	LAST 10	STRENGTH OF	OPP. STRENGTH	TEAM	ADJ.	CONF.	ADJ CONF.
Average RPI Loss:	173	RECORD	PCT. RANK	GAMES	SCHEDULE	OF SCHEDULE	RPI	RPI	RPI	RPI
DIV. I ONLY	7- 21	306	2- 8	266	233	317	317	19	19	
DIV. I NON-CONF.	2- 7	284	0- 0	301	213	327	327	21	21	
TOTALS	RPI 1-25	RPI 26-50	W-L RECORDS	RPI 51-100	RPI 101-150	RPI 150+				
7- 21	0- 0	0- 2	OVERALL	0- 1	0- 5	7- 13				
5- 8	0- 0	0- 1	HOME	0- 0	0- 3	5- 4				
1- 12	0- 0	0- 1	AWAY	0- 1	0- 2	1- 8				
1- 1	0- 0	0- 0	NEUTRAL	0- 0	0- 0	1- 1				
2- 7	0- 0	0- 0	NON-CONFERENCE	0- 1	0- 1	2- 5				
1- 3	0- 0	0- 0	HOME	0- 0	0- 1	1- 2				
0- 4	0- 0	0- 0	AWAY	0- 1	0- 0	0- 3				
1- 0	0- 0	0- 0	NEUTRAL	0- 0	0- 0	1- 0				
5- 14	0- 0	0- 2	CONFERENCE	0- 0	0- 4	5- 8				
4- 5	0- 0	0- 1	HOME	0- 0	0- 2	4- 2				
1- 8	0- 0	0- 1	AWAY	0- 0	0- 2	1- 5				
0- 1	0- 0	0- 0	NEUTRAL	0- 0	0- 0	0- 1				

RPI S	Opponent	Score	RPI S	Opponent	Score	RPI S	Opponent	Score	RPI S	Opponent	Score	Team's RPI: 317
28	A Green Bay	41 75	93	A Kent St.	60 75	126	H Cornell	75 80				
28	H Green Bay	51 84				136	A Wright St.	58 71				
						136	H Wright St.	64 68				
						146	A Oakland	54 80				
						146	H Oakland	58 80				
						153	A Milwaukee	82 86				
						153	H Milwaukee	74 78				
						155	A Detroit Mercy	63 80				
						155	H Detroit Mercy	67 83				
						157	A Pittsburgh	50 63				
						180	A Cleveland St.	68 71				
						180	H Cleveland St.	92 67				
						190	H American	64 77				
						226	H Saint Francis (PA)	69 68				
						239	H Akron	74 76				
						247	A Hawaii	50 72				
						280	N Sacramento St.	102 94				
						289	A Northern Ariz.	49 70				
						292	A Valparaiso	60 77				
						292	H Valparaiso	76 70				
						292	N Valparaiso	62 79				
						294	A Northern Ky.	81 87				
						294	H Northern Ky.	77 73				
						318	A Ill.-Chicago	65 59				
						318	H Ill.-Chicago	70 54				
LAST 12 Division I GAMES:												
292	N	Valparaiso	62	79	153	A	Milwaukee	82	86			
155	H	Detroit Mercy	67	83	318	A	Ill.-Chicago	65	59			
146	H	Oakland	58	80	292	A	Valparaiso	60	77			
136	H	Wright St.	64	68	153	H	Milwaukee	74	78			
294	H	Northern Ky.	77	73	28	H	Green Bay	51	84			
28	A	Green Bay	41	75	146	A	Oakland	54	80			

Non-Div I Games: Point Park 84 71 Tiffin 84 62

Youngstown St.

Loss, Non-Conf, S Site, H Home A Away N Neutral