

Average RPI Win:	241	WON-LOST	WINNING	LAST 10	STRENGTH OF	OPP. STRENGTH	TEAM	ADJ.	CONF.	ADJ CONF.
Average RPI Loss:	135	RECORD	PCT. RANK	GAMES	SCHEDULE	OF SCHEDULE	RPI	RPI	RPI	RPI
DIV. I ONLY	18- 7	55	9-1	182	268	80	80	23	23	
DIV. I NON-CONF.	3- 4	201	0	152	212	142	142	24	24	
TOTALS	RPI 1-25	RPI 26-50	W-L RECORDS	RPI 51-100	RPI 101-150	RPI 150+				
18- 7	0- 2	0- 0	OVERALL	2- 2	1- 0	15- 3				
9- 1	0- 0	0- 0	HOME	1- 1	1- 0	7- 0				
8- 6	0- 2	0- 0	AWAY	1- 1	0- 0	7- 3				
1- 0	0- 0	0- 0	NEUTRAL	0- 0	0- 0	1- 0				
3- 4	0- 2	0- 0	NON-CONFERENCE	0- 0	0- 0	3- 2				
1- 0	0- 0	0- 0	HOME	0- 0	0- 0	1- 0				
1- 4	0- 2	0- 0	AWAY	0- 0	0- 0	1- 2				
1- 0	0- 0	0- 0	NEUTRAL	0- 0	0- 0	1- 0				
15- 3	0- 0	0- 0	CONFERENCE	2- 2	1- 0	12- 1				
8- 1	0- 0	0- 0	HOME	1- 1	1- 0	6- 0				
7- 2	0- 0	0- 0	AWAY	1- 1	0- 0	6- 1				
0- 0	0- 0	0- 0	NEUTRAL	0- 0	0- 0	0- 0				

RPI 1-25				RPI 26-50				RPI 51-100				Team's RPI: 80		RPI 101+			
RPI	S	Opponent	Score	RPI	S	Opponent	Score	RPI	S	Opponent	Score		RPI	S	Opponent	Score	
9	A	Missouri St.	51 79					90	A	Abilene Christian	70 58		150	H	Sam Houston St.	57 54	
17	A	Texas A&M	48 85					90	H	Abilene Christian	68 59		172	A	New Orleans	83 53	
								95	A	SFA	49 72		172	H	New Orleans	43 40	
								95	H	SFA	44 66		236	H	Central Ark.	67 47	
													237	A	Southeastern La.	44 48	
													237	H	Southeastern La.	49 48	
													238	A	South Alabama	82 83	
													252	A	Texas St.	48 57	
													258	A	Incarnate Word	64 38	
													258	H	Incarnate Word	56 50	
													260	H	Nicholls St.	55 49	
													263	A	Lamar University	64 56	
													263	H	Lamar University	49 39	
													296	N	Prairie View	64 52	
													298	A	UTRGV	59 54	
													298	H	UTRGV	61 50	
													321	A	Houston Baptist	75 65	
													336	A	Northwestern St.	72 59	
													345	A	McNeese	73 59	
LAST 10 Division I																	
258	H	Incarnate Word	56 50	95	A	SFA	49 72										
172	H	New Orleans	43 40	345	A	McNeese	73 59										
263	A	Lamar University	64 56	321	A	Houston Baptist	75 65										
237	H	Southeastern La.	49 48	150	H	Sam Houston St.	57 54										
90	H	Abilene Christian	68 59	258	A	Incarnate Word	64 38										

Non-Div I Games: UNKNOWN 75 55 Huston-Tillotson 63 49 Texas Wesleyan 90 52

A&M-Corpus Christi

Loss, Non-Conf, S Site, H Home A Away N Neutral

Average RPI Win: 235		WON-LOST	WINNING	LAST 10	STRENGTH OF	OPP. STRENGTH	TEAM	ADJ.	CONF.	ADJ CONF.
Average RPI Loss: 118		RECORD	PCT. RANK	GAMES	SCHEDULE	OF SCHEDULE	RPI	RPI	RPI	RPI
DIV. I ONLY		19- 5	30	8-2	241	258	90	90	23	23
DIV. I NON-CONF.		4- 1	51	0	219	135	57	57	24	24
TOTALS	RPI 1-25		RPI 26-50		W-L RECORDS		RPI 51-100		RPI 101-150	RPI 150+
19- 5	0- 0		0- 0		OVERALL		1- 4		3- 0	15- 1
10- 2	0- 0		0- 0		HOME		1- 1		1- 0	8- 1
9- 3	0- 0		0- 0		AWAY		0- 3		2- 0	7- 0
0- 0	0- 0		0- 0		NEUTRAL		0- 0		0- 0	0- 0
4- 1	0- 0		0- 0		NON-CONFERENCE		0- 1		1- 0	3- 0
2- 0	0- 0		0- 0		HOME		0- 0		0- 0	2- 0
2- 1	0- 0		0- 0		AWAY		0- 1		1- 0	1- 0
0- 0	0- 0		0- 0		NEUTRAL		0- 0		0- 0	0- 0
15- 4	0- 0		0- 0		CONFERENCE		1- 3		2- 0	12- 1
8- 2	0- 0		0- 0		HOME		1- 1		1- 0	6- 1
7- 2	0- 0		0- 0		AWAY		0- 2		1- 0	6- 0
0- 0	0- 0		0- 0		NEUTRAL		0- 0		0- 0	0- 0

RPI 1-25				RPI 26-50				RPI 51-100				Team's RPI: 90				RPI 101+			
RPI	S	Opponent	Score	RPI	S	Opponent	Score	RPI	S	Opponent	Score	RPI	S	Opponent	Score	RPI	S	Opponent	Score
								78	A	Oklahoma	65	78	138	A	Portland	76	69		
								80	A	A&M-Corpus Christi	59	68	150	A	Sam Houston St.	81	73		
								80	H	A&M-Corpus Christi	58	70	150	H	Sam Houston St.	94	91		
								95	A	SFA	59	69	155	A	Wright St.	83	64		
								95	H	SFA	88	62	172	H	New Orleans	76	62		
													236	A	Central Ark.	74	64		
													236	H	Central Ark.	93	71		
													237	A	Southeastern La.	68	62		
													237	H	Southeastern La.	61	53		
													245	H	Tulsa	73	63		
													258	H	Incarnate Word	70	71		
													260	A	Nicholls St.	95	84		
													263	A	Lamar University	75	49		
													263	H	Lamar University	78	72		
													312	H	New Mexico St.	67	54		
													321	A	Houston Baptist	84	79		
													321	H	Houston Baptist	71	54		
													336	H	Northwestern St.	84	69		
													345	A	McNeese	90	73		
LAST 10 Division I																			
				95	H	SFA	88	62	80	A	A&M-Corpus Christi	59	68						
				236	H	Central Ark.	93	71	321	H	Houston Baptist	71	54						
				150	H	Sam Houston St.	94	91	263	A	Lamar University	75	49						
				237	A	Southeastern La.	68	62	336	H	Northwestern St.	84	69						
				321	A	Houston Baptist	84	79	258	H	Incarnate Word	70	71						

Non-Div I Games:	Howard Payne	96	38	Schreiner	110	37	Southwest (NM)	104	52	McMurry	111	43	Abilene Christian
------------------	--------------	----	----	-----------	-----	----	----------------	-----	----	---------	-----	----	-------------------

Loss, Non-Conf, S Site, H Home A Away N Neutral

Air Force

Through Games Of March 3, 2020

Average RPI Win:	232	WON-LOST	WINNING	LAST 10	STRENGTH OF	OPP. STRENGTH	TEAM	ADJ.	CONF.	ADJ CONF.
Average RPI Loss:	178	RECORD	PCT. RANK	GAMES	SCHEDULE	OF SCHEDULE	RPI	RPI	RPI	RPI
DIV. I ONLY	9- 21	290	6-4	189	227	270	270	17	17	
DIV. I NON-CONF.	1- 9	326	0	263	264	336	336	19	19	
TOTALS	RPI 1-25	RPI 26-50	W-L RECORDS	RPI 51-100	RPI 101-150	RPI 150+				
9- 21	0- 0	0- 1	OVERALL	1- 5	1- 3	7- 12				
3- 10	0- 0	0- 0	HOME	1- 1	0- 3	2- 6				
5- 10	0- 0	0- 1	AWAY	0- 3	1- 0	4- 6				
1- 1	0- 0	0- 0	NEUTRAL	0- 1	0- 0	1- 0				
1- 9	0- 0	0- 1	NON-CONFERENCE	0- 1	0- 2	1- 5				
1- 3	0- 0	0- 0	HOME	0- 0	0- 2	1- 1				
0- 6	0- 0	0- 1	AWAY	0- 1	0- 0	0- 4				
0- 0	0- 0	0- 0	NEUTRAL	0- 0	0- 0	0- 0				
8- 12	0- 0	0- 0	CONFERENCE	1- 4	1- 1	6- 7				
2- 7	0- 0	0- 0	HOME	1- 1	0- 1	1- 5				
5- 4	0- 0	0- 0	AWAY	0- 2	1- 0	4- 2				
1- 1	0- 0	0- 0	NEUTRAL	0- 1	0- 0	1- 0				

RPI S	Opponent	Score	RPI S	Opponent	Score	RPI S	Opponent	Score	RPI S	Opponent	Score	Team's RPI: 270
30	A Arizona St.	56 87	58	A Tennessee	54 81	112	H San Diego	59 70				
			61	A Fresno St.	52 61	138	H Portland	56 72				
			61	H Fresno St.	88 65	147	A San Jose St.	67 66				
			96	A Boise St.	61 70	147	H San Jose St.	60 68				
			96	H Boise St.	69 74	163	A Wyoming	52 68				
			96	N Boise St.	50 73	163	H Wyoming	63 65				
						216	A Cal St. Fullerton	70 79				
						220	H UNLV	60 67				
						224	A Northern Colo.	62 72				
						227	A New Mexico	79 66				
						227	H New Mexico	53 75				
						231	A Nevada	68 61				
						231	H Nevada	67 71				
						239	A San Diego St.	51 49				
						278	A Utah St.	62 45				
						278	H Utah St.	52 53				
						279	H Army West Point	66 68				
						288	A Colorado St.	40 60				
						288	H Colorado St.	49 44				
						288	N Colorado St.	60 48				
						292	A Long Beach St.	68 74				
						318	A Navy	59 67				
						330	H NJIT	68 48				
LAST 10 Division I												
			96	N Boise St.	50 73	61	H Fresno St.	88 65				
			288	N Colorado St.	60 48	147	A San Jose St.	67 66				
			288	H Colorado St.	49 44	96	H Boise St.	69 74				
			227	A New Mexico	79 66	239	A San Diego St.	51 49				
			163	A Wyoming	52 68	231	H Nevada	67 71				

Non-Div I Games: Neb. Wesleyan 93 42

Air Force

Loss, Non-Conf, S Site, H Home A Away N Neutral

Average RPI Win: 221	WON-LOST	WINNING	LAST 10	STRENGTH OF	OPP. STRENGTH	TEAM	ADJ.	CONF.	ADJ CONF.
Average RPI Loss: 114	RECORD	PCT. RANK	GAMES	SCHEDULE	OF SCHEDULE	RPI	RPI	RPI	RPI
DIV. I ONLY	14- 13	160	5-5	145	172	153	153	10	10
DIV. I NON-CONF.	7- 4	100	0	223	322	152	152	10	10
TOTALS	RPI 1-25	RPI 26-50	W-L RECORDS	RPI 51-100	RPI 101-150	RPI 150+			
14- 13	0- 1	0- 1	OVERALL	1- 3	1- 5	12- 3			
6- 6	0- 1	0- 1	HOME	1- 0	0- 3	5- 1			
6- 7	0- 0	0- 0	AWAY	0- 3	1- 2	5- 2			
2- 0	0- 0	0- 0	NEUTRAL	0- 0	0- 0	2- 0			
7- 4	0- 0	0- 1	NON-CONFERENCE	0- 1	0- 1	7- 1			
3- 2	0- 0	0- 1	HOME	0- 0	0- 1	3- 0			
2- 2	0- 0	0- 0	AWAY	0- 1	0- 0	2- 1			
2- 0	0- 0	0- 0	NEUTRAL	0- 0	0- 0	2- 0			
7- 9	0- 1	0- 0	CONFERENCE	1- 2	1- 4	5- 2			
3- 4	0- 1	0- 0	HOME	1- 0	0- 2	2- 1			
4- 5	0- 0	0- 0	AWAY	0- 2	1- 2	3- 1			
0- 0	0- 0	0- 0	NEUTRAL	0- 0	0- 0	0- 0			

RPI 1-25				RPI 26-50				RPI 51-100				RPI 101+ Team's RPI: 153			
RPI	S	Opponent	Score	RPI	S	Opponent	Score	RPI	S	Opponent	Score	RPI	S	Opponent	Score
16	H	Central Mich.	72 77	38	H	Michigan	71 80	59	A	Ball St.	52 60	102	A	Kent St.	50 68
								87	A	Ohio	57 70	102	H	Kent St.	55 60
								87	H	Ohio	79 76	122	H	Duquesne	63 88
								93	A	Butler	55 76	129	A	Buffalo	69 63
												145	A	Western Mich.	71 79
												145	H	Western Mich.	51 56
												154	H	N.C. A&T	64 52
												175	A	Eastern Mich.	64 53
												175	H	Eastern Mich.	88 81
												180	A	Toledo	61 65
												188	H	Northern Ill.	65 70
												199	A	Cleveland St.	62 66
												212	A	Miami (OH)	75 62
												212	H	Miami (OH)	70 62
												229	N	Denver	88 72
												243	N	Morgan St.	52 45
												256	A	Bowling Green	76 73
												257	H	Youngstown St.	91 62
												294	A	St. Bonaventure	63 54
												332	A	Detroit Mercy	81 60
												339	H	Purdue Fort Wayne	64 53
LAST 10 Division I															
212	A	Miami (OH)	75 62	102	H	Kent St.	55 60	59	A	Ball St.	52 60				
102	A	Kent St.	50 68					175	H	Eastern Mich.	88 81				
87	H	Ohio	79 76					87	A	Ohio	57 70				
129	A	Buffalo	69 63					145	A	Western Mich.	71 79				
175	A	Eastern Mich.	64 53												

Non-Div I Games:

Akron

■ Loss,
 ■ Non-Conf, S Site,
 ■ Home
 ■ Away
 N Neutral

Alabama

Through Games Of March 3, 2020

Average RPI Win:	154	WON-LOST	WINNING	LAST 10	STRENGTH OF	OPP. STRENGTH	TEAM	ADJ.	CONF.	ADJ CONF.
Average RPI Loss:	49	RECORD	PCT. RANK	GAMES	SCHEDULE	OF SCHEDULE	RPI	RPI	RPI	RPI
DIV. I ONLY	18- 11	99	7-3	41	52	57	57	4	4	
DIV. I NON-CONF.	10- 3	57	0	125	170	78	78	5	5	
TOTALS	RPI 1-25	RPI 26-50	W-L RECORDS	RPI 51-100	RPI 101-150	RPI 150+				
18- 11	2- 4	0- 3	OVERALL	1- 3	7- 1	8- 0				
10- 6	0- 3	0- 2	HOME	0- 0	6- 1	4- 0				
7- 4	2- 1	0- 1	AWAY	0- 2	1- 0	4- 0				
1- 1	0- 0	0- 0	NEUTRAL	1- 1	0- 0	0- 0				
10- 3	0- 0	0- 1	NON-CONFERENCE	1- 1	3- 1	6- 0				
6- 2	0- 0	0- 1	HOME	0- 0	3- 1	3- 0				
3- 0	0- 0	0- 0	AWAY	0- 0	0- 0	3- 0				
1- 1	0- 0	0- 0	NEUTRAL	1- 1	0- 0	0- 0				
8- 8	2- 4	0- 2	CONFERENCE	0- 2	4- 0	2- 0				
4- 4	0- 3	0- 1	HOME	0- 0	3- 0	1- 0				
4- 4	2- 1	0- 1	AWAY	0- 2	1- 0	1- 0				
0- 0	0- 0	0- 0	NEUTRAL	0- 0	0- 0	0- 0				

RPI	S	Opponent	Score	RPI	S	Opponent	Score	RPI	S	Opponent	Score	RPI	S	Opponent	Score
1	H	South Carolina	78 93	33	H	Arkansas	48 66	58	A	Tennessee	63 65	101	H	Colgate	72 52
14	A	Mississippi St.	66 64	34	A	LSU	60 71	70	A	Georgia	75 76	106	H	Bethune-Cookman	60 49
17	A	Texas A&M	76 63	47	H	Iowa St.	66 75	76	N	UNI	87 77	110	H	Vanderbilt	98 61
17	H	Texas A&M	74 79					85	N	Southern California	57 60	113	A	Auburn	75 48
25	A	Kentucky	62 66									113	H	Auburn	68 64
25	H	Kentucky	71 81									134	H	Florida	69 62
												139	H	North Carolina	83 77
												146	H	Hampton	61 64
												166	A	Tulane	66 56
												167	H	Missouri	73 61
												190	H	Radford	85 51
												228	A	Clemson	67 54
												237	H	Southeastern La.	87 50
												238	A	South Alabama	74 62
												285	A	Ole Miss	57 56
												329	H	Mercer	111 56
LAST 10 Division I															
167	H	Missouri	73 61	113	H	Auburn	68 64								
17	A	Texas A&M	76 63	25	A	Kentucky	62 66								
14	A	Mississippi St.	66 64	285	A	Ole Miss	57 56								
134	H	Florida	69 62	33	H	Arkansas	48 66								
70	A	Georgia	75 76	110	H	Vanderbilt	98 61								

Non-Div I Games:

Alabama

■ Loss,
 ■ Non-Conf,
 ■ S Site,
 ■ H Home
 ■ A Away
 N Neutral

Average RPI Win:	308	WON-LOST	WINNING	LAST 10	STRENGTH OF	OPP. STRENGTH	TEAM	ADJ.	CONF.	ADJ CONF.
Average RPI Loss:	187	RECORD	PCT. RANK	GAMES	SCHEDULE	OF SCHEDULE	RPI	RPI	RPI	RPI
DIV. I ONLY	14- 13	160	6-4	344	350	242	242	32	32	
DIV. I NON-CONF.	4- 7	225	0	218	309	212	212	31	31	
TOTALS	RPI 1-25	RPI 26-50	W-L RECORDS	RPI 51-100	RPI 101-150	RPI 150+				
14- 13	0- 0	0- 0	OVERALL	0- 2	0- 4	14- 7				
5- 3	0- 0	0- 0	HOME	0- 0	0- 2	5- 1				
8- 9	0- 0	0- 0	AWAY	0- 2	0- 1	8- 6				
1- 1	0- 0	0- 0	NEUTRAL	0- 0	0- 1	1- 0				
4- 7	0- 0	0- 0	NON-CONFERENCE	0- 2	0- 2	4- 3				
0- 2	0- 0	0- 0	HOME	0- 0	0- 1	0- 1				
4- 4	0- 0	0- 0	AWAY	0- 2	0- 0	4- 2				
0- 1	0- 0	0- 0	NEUTRAL	0- 0	0- 1	0- 0				
10- 6	0- 0	0- 0	CONFERENCE	0- 0	0- 2	10- 4				
5- 1	0- 0	0- 0	HOME	0- 0	0- 1	5- 0				
4- 5	0- 0	0- 0	AWAY	0- 0	0- 1	4- 4				
1- 0	0- 0	0- 0	NEUTRAL	0- 0	0- 0	1- 0				

RPI 1-25			RPI 26-50			RPI 51-100			RPI 101+ Team's RPI: 242		
RPI	S	Opponent	Score	RPI	S	Opponent	Score	RPI	S	Opponent	Score
								77	A	Cincinnati	47 62
								88	A	Nebraska	46 68
								133	A	Texas Southern	76 79
								133	H	Texas Southern	58 65
								140	H	North Florida	64 73
								142	N	North Ala.	65 80
								157	A	Jackson St.	53 67
								168	H	Austin Peay	61 67
								201	A	Memphis	71 79
								229	A	Denver	86 83
								239	A	San Diego St.	61 53
								253	A	Southern U.	46 55
								253	H	Southern U.	59 57
								291	A	California Baptist	55 60
								296	A	Prairie View	53 60
								296	H	Prairie View	54 44
								313	A	Georgia St.	67 52
								320	A	Alabama St.	56 55
								320	N	Alabama St.	75 48
								325	A	Alcorn	74 67
								325	H	Alcorn	64 50
								327	A	Ark.-Pine Bluff	65 52
								327	H	Ark.-Pine Bluff	74 55
								341	A	Florida A&M	77 53
								347	A	Grambling	59 69
								351	A	Mississippi Val.	75 45
								351	H	Mississippi Val.	68 48
LAST 10 Division I											
								296	A	Prairie View	53 60
								133	A	Texas Southern	76 79
								253	H	Southern U.	59 57
								325	H	Alcorn	64 50
								320	A	Alabama St.	56 55
								351	A	Mississippi Val.	75 45
								327	A	Ark.-Pine Bluff	65 52
								296	H	Prairie View	54 44
								133	H	Texas Southern	58 65
								253	A	Southern U.	46 55

Non-Div I Games:

Alabama A&M

■ Loss,
 ■ Non-Conf,
 ■ S Site,
 ■ Home
 ■ A Away
 N Neutral

Average RPI Win:	319	WON-LOST	WINNING	LAST 10	STRENGTH OF	OPP. STRENGTH	TEAM	ADJ.	CONF.	ADJ CONF.
Average RPI Loss:	190	RECORD	PCT. RANK	GAMES	SCHEDULE	OF SCHEDULE	RPI	RPI	RPI	RPI
DIV. I ONLY	7- 18	302	4-6	324	330	320	320	32	32	
DIV. I NON-CONF.	1- 8	322	0	120	36	295	295	31	31	
TOTALS	RPI 1-25	RPI 26-50	W-L RECORDS	RPI 51-100	RPI 101-150	RPI 150+				
7- 18	0- 2	0- 0	OVERALL	0- 1	0- 4	7- 11				
3- 7	0- 0	0- 0	HOME	0- 0	0- 2	3- 5				
4- 10	0- 2	0- 0	AWAY	0- 1	0- 2	4- 5				
0- 1	0- 0	0- 0	NEUTRAL	0- 0	0- 0	0- 1				
1- 8	0- 2	0- 0	NON-CONFERENCE	0- 1	0- 2	1- 3				
1- 2	0- 0	0- 0	HOME	0- 0	0- 1	1- 1				
0- 6	0- 2	0- 0	AWAY	0- 1	0- 1	0- 2				
0- 0	0- 0	0- 0	NEUTRAL	0- 0	0- 0	0- 0				
6- 10	0- 0	0- 0	CONFERENCE	0- 0	0- 2	6- 8				
2- 5	0- 0	0- 0	HOME	0- 0	0- 1	2- 4				
4- 4	0- 0	0- 0	AWAY	0- 0	0- 1	4- 3				
0- 1	0- 0	0- 0	NEUTRAL	0- 0	0- 0	0- 1				

RPI 1-25				RPI 26-50				RPI 51-100				RPI 101+ Team's RPI: 320			
RPI	S	Opponent	Score	RPI	S	Opponent	Score	RPI	S	Opponent	Score	RPI	S	Opponent	Score
1	A	South Carolina	43 103					68	A	South Fla.	29 80	133	A	Texas Southern	59 88
19	A	DePaul	76 105									133	H	Texas Southern	54 81
												142	H	North Ala.	60 81
												144	A	Wisconsin	67 85
												157	A	Jackson St.	62 94
												169	H	Samford	48 83
												228	A	Clemson	43 76
												235	H	Jacksonville St.	68 63
												242	H	Alabama A&M	55 56
												242 N	A	Alabama A&M	48 75
												253	A	Southern U.	47 69
												253	H	Southern U.	51 61
												285	A	Ole Miss	66 93
												296	A	Prairie View	61 52
												296	H	Prairie View	59 62
												325	A	Alcorn	63 73
												325	H	Alcorn	95 70
												327	A	Ark.-Pine Bluff	68 65
												327	H	Ark.-Pine Bluff	62 73
												347	A	Grambling	73 59
												351	A	Mississippi Val.	66 61
												351	H	Mississippi Val.	77 64
LAST 10 Division I															
133	A	Texas Southern	59 88	327	A	Ark.-Pine Bluff	68 65	351	A	Mississippi Val.	66 61				
296	A	Prairie View	61 52					133	H	Texas Southern	54 81				
325	H	Alcorn	95 70					296	H	Prairie View	59 62				
253	H	Southern U.	51 61					325	A	Alcorn	63 73				
242	H	Alabama A&M	55 56												

Non-Div I Games: Mobile 76 66 Paine 84 58

Alabama St.

Loss, Non-Conf, S Site, H Home A Away N Neutral

Albany (NY)

Through Games Of March 3, 2020

Average RPI Win:	280	WON-LOST	WINNING	LAST 10	STRENGTH OF	OPP. STRENGTH	TEAM	ADJ.	CONF.	ADJ CONF.
Average RPI Loss:	205	RECORD	PCT. RANK	GAMES	SCHEDULE	OF SCHEDULE	RPI	RPI	RPI	RPI
DIV. I ONLY	8- 20	294	3-7	296	321	319	319	26	26	
DIV. I NON-CONF.	3- 9	279	0	310	319	322	322	28	28	
TOTALS	RPI 1-25	RPI 26-50	W-L RECORDS	RPI 51-100	RPI 101-150	RPI 150+				
8- 20	0- 0	0- 0	OVERALL	0- 3	1- 2	7- 15				
5- 9	0- 0	0- 0	HOME	0- 1	1- 1	4- 7				
3- 11	0- 0	0- 0	AWAY	0- 2	0- 1	3- 8				
0- 0	0- 0	0- 0	NEUTRAL	0- 0	0- 0	0- 0				
3- 9	0- 0	0- 0	NON-CONFERENCE	0- 1	1- 2	2- 6				
1- 5	0- 0	0- 0	HOME	0- 0	1- 1	0- 4				
2- 4	0- 0	0- 0	AWAY	0- 1	0- 1	2- 2				
0- 0	0- 0	0- 0	NEUTRAL	0- 0	0- 0	0- 0				
5- 11	0- 0	0- 0	CONFERENCE	0- 2	0- 0	5- 9				
4- 4	0- 0	0- 0	HOME	0- 1	0- 0	4- 3				
1- 7	0- 0	0- 0	AWAY	0- 1	0- 0	1- 6				
0- 0	0- 0	0- 0	NEUTRAL	0- 0	0- 0	0- 0				

RPI S	Opponent	Score	RPI S	Opponent	Score	RPI S	Opponent	Score	RPI S	Opponent	Score
						54	A Marist	52 76	104	A Syracuse	53 75
						81	A Stony Brook	44 53	108	H Columbia	82 78
						81	H Stony Brook	53 73	130	H Boston U.	58 60
									158	H Lafayette	47 54
									164	A Binghamton	42 58
									164	H Binghamton	56 53
									173	A Maine	49 60
									173	H Maine	44 65
									187	H Cornell	51 71
									218	A UMass Lowell	51 53
									218	H UMass Lowell	75 78
									267	A New Hampshire	53 56
									267	H New Hampshire	47 48
									280	A Siena	46 52
									293	A UMBC	44 54
									293	H UMBC	56 51
									297	H Monmouth	41 53
									306	A Vermont	36 52
									306	H Vermont	58 49
									315	H St. Francis Brooklyn	41 49
									326	A Bryant	55 68
									338	A Canisius	70 53
									344	A Hartford	68 63
									344	H Hartford	63 40
									346	A Central Conn. St.	73 63
LAST 10 Division I											
			81	A Stony Brook	44 53	344	H Hartford	63 40			
			218	H UMass Lowell	75 78	164	A Binghamton	42 58			
			267	A New Hampshire	53 56	306	A Vermont	36 52			
			293	A UMBC	44 54	293	H UMBC	56 51			
			173	H Maine	44 65	344	A Hartford	68 63			

Non-Div I Games: FDU-Florham 81 21

Albany (NY)

Loss, Non-Conf, S Site, H Home A Away N Neutral

Average RPI Win:	325	WON-LOST	WINNING	LAST 10	STRENGTH OF	OPP. STRENGTH	TEAM	ADJ.	CONF.	ADJ CONF.
Average RPI Loss:	219	RECORD	PCT. RANK	GAMES	SCHEDULE	OF SCHEDULE	RPI	RPI	RPI	RPI
DIV. I ONLY	10- 16	241	4-6	351	345	325	325	32	32	
DIV. I NON-CONF.	2- 8	295	0	338	251	334	334	31	31	
TOTALS	RPI 1-25	RPI 26-50	W-L RECORDS	RPI 51-100	RPI 101-150	RPI 150+				
10- 16	0- 0	0- 0	OVERALL	0- 1	0- 2	10- 13				
6- 3	0- 0	0- 0	HOME	0- 0	0- 1	6- 2				
4- 11	0- 0	0- 0	AWAY	0- 1	0- 1	4- 9				
0- 2	0- 0	0- 0	NEUTRAL	0- 0	0- 0	0- 2				
2- 8	0- 0	0- 0	NON-CONFERENCE	0- 1	0- 1	2- 6				
1- 1	0- 0	0- 0	HOME	0- 0	0- 1	1- 0				
1- 5	0- 0	0- 0	AWAY	0- 1	0- 0	1- 4				
0- 2	0- 0	0- 0	NEUTRAL	0- 0	0- 0	0- 2				
8- 8	0- 0	0- 0	CONFERENCE	0- 0	0- 1	8- 7				
5- 2	0- 0	0- 0	HOME	0- 0	0- 0	5- 2				
3- 6	0- 0	0- 0	AWAY	0- 0	0- 1	3- 5				
0- 0	0- 0	0- 0	NEUTRAL	0- 0	0- 0	0- 0				

RPI 1-25			RPI 26-50			RPI 51-100			RPI 101+			Team's RPI: 325
RPI	S	Opponent	Score	RPI	S	Opponent	Score	RPI	S	Opponent	Score	
						95 A SFA	62 67			124 H UAB	65 86	
										133 A Texas Southern	70 105	
										157 A Jackson St.	66 76	
										157 H Jackson St.	67 83	
										201 A Memphis	51 57	
										213 A UTEP	47 92	
										228 N Clemson	46 77	
										242 A Alabama A&M	50 64	
										242 H Alabama A&M	67 74	
										247 A North Texas	31 67	
										252 A Texas St.	59 67	
										253 A Southern U.	57 74	
										253 H Southern U.	58 53	
										285 N Ole Miss	55 73	
										296 A Prairie View	68 63	
										320 A Alabama St.	70 95	
										320 H Alabama St.	73 63	
										327 A Ark.-Pine Bluff	77 75	
										327 H Ark.-Pine Bluff	57 54	
										333 A Tennessee St.	62 57	
										341 H Florida A&M	58 42	
										347 A Grambling	59 70	
										347 H Grambling	80 54	
										351 A Mississippi Val.	81 67	
										351 H Mississippi Val.	63 60	
LAST 10 Division I												
						253 H Southern U.	58 53			347 A Grambling	59 70	
						320 A Alabama St.	70 95			157 A Jackson St.	66 76	
						242 A Alabama A&M	50 64			253 A Southern U.	57 74	
						327 H Ark.-Pine Bluff	57 54			320 H Alabama St.	73 63	
						351 H Mississippi Val.	63 60			242 H Alabama A&M	67 74	

Non-Div I Games: Tougaloo 85 61 Louisiana Col. 86 50

Alcorn

Loss, Non-Conf, S Site, H Home A Away N Neutral

Average RPI Win: 190	WON-LOST	WINNING	LAST 10	STRENGTH OF	OPP. STRENGTH	TEAM	ADJ.	CONF.	ADJ CONF.
Average RPI Loss: 141	RECORD	PCT. RANK	GAMES	SCHEDULE	OF SCHEDULE	RPI	RPI	RPI	RPI
DIV. I ONLY	11- 16	228	4-6	138	153	198	198	15	15
DIV. I NON-CONF.	4- 6	212	0	184	97	210	210	15	15
TOTALS	RPI 1-25	RPI 26-50	W-L RECORDS	RPI 51-100	RPI 101-150	RPI 150+			
11- 16	0- 0	0- 0	OVERALL	1- 4	4- 6	6- 6			
7- 5	0- 0	0- 0	HOME	1- 2	3- 2	3- 1			
4- 10	0- 0	0- 0	AWAY	0- 2	1- 3	3- 5			
0- 1	0- 0	0- 0	NEUTRAL	0- 0	0- 1	0- 0			
4- 6	0- 0	0- 0	NON-CONFERENCE	1- 2	1- 1	2- 3			
3- 1	0- 0	0- 0	HOME	1- 1	1- 0	1- 0			
1- 4	0- 0	0- 0	AWAY	0- 1	0- 0	1- 3			
0- 1	0- 0	0- 0	NEUTRAL	0- 0	0- 1	0- 0			
7- 10	0- 0	0- 0	CONFERENCE	0- 2	3- 5	4- 3			
4- 4	0- 0	0- 0	HOME	0- 1	2- 2	2- 1			
3- 6	0- 0	0- 0	AWAY	0- 1	1- 3	2- 2			
0- 0	0- 0	0- 0	NEUTRAL	0- 0	0- 0	0- 0			

RPI S	Opponent	Score	RPI S	Opponent	Score	RPI S	Opponent	Score	RPI S	Opponent	Score	Team's RPI: 198
						51	A Bucknell	43 68	101	A Colgate	62 63	
						51	H Bucknell	57 60	101	H Colgate	63 61	
						75	H Villanova	76 54	123	A Holy Cross	59 72	
						86	H Minnesota	53 70	123	H Holy Cross	58 73	
						87	A Ohio	69 81	129	N Buffalo	55 73	
									130	A Boston U.	44 59	
									130	H Boston U.	55 54	
									137	A Lehigh	64 56	
									137	H Lehigh	63 64	
									148	H George Washington	66 53	
									158	A Lafayette	48 55	
									158	H Lafayette	52 67	
									171	H High Point	56 48	
									183	A Towson	60 63	
									190	A Radford	59 55	
									230	A Saint Joseph's	51 72	
									248	A George Mason	55 73	
									266	A Loyola Maryland	47 56	
									266	H Loyola Maryland	63 44	
									279	A Army West Point	67 62	
									279	H Army West Point	73 57	
									318	A Navy	48 40	
LAST 10 Division I												
			123	H Holy Cross	58 73	266	A Loyola Maryland	47 56				
			158	A Lafayette	48 55	279	A Army West Point	67 62				
			130	H Boston U.	55 54	158	H Lafayette	52 67				
			318	A Navy	48 40	137	A Lehigh	64 56				
			51	H Bucknell	57 60	101	A Colgate	62 63				

Non-Div I Games:

American

■ Loss,
 ■ Non-Conf,
 ■ S Site,
 ■ H Home
 ■ A Away
 N Neutral

Appalachian St.

Through Games Of March 3, 2020

Average RPI Win:	295	WON-LOST	WINNING	LAST 10	STRENGTH OF	OPP. STRENGTH	TEAM	ADJ.	CONF.	ADJ CONF.
Average RPI Loss:	143	RECORD	PCT. RANK	GAMES	SCHEDULE	OF SCHEDULE	RPI	RPI	RPI	RPI
DIV. I ONLY	10- 18	266	6-4	169	244	246	246	21	21	
DIV. I NON-CONF.	3- 8	268	0	122	254	230	230	20	20	
TOTALS	RPI 1-25	RPI 26-50	W-L RECORDS	RPI 51-100	RPI 101-150	RPI 150+				
10- 18	0- 1	0- 3	OVERALL	0- 2	0- 4	10- 8				
6- 6	0- 0	0- 1	HOME	0- 1	0- 1	6- 3				
3- 11	0- 1	0- 2	AWAY	0- 1	0- 2	3- 5				
1- 1	0- 0	0- 0	NEUTRAL	0- 0	0- 1	1- 0				
3- 8	0- 1	0- 1	NON-CONFERENCE	0- 1	0- 2	3- 3				
1- 2	0- 0	0- 0	HOME	0- 0	0- 0	1- 2				
1- 5	0- 1	0- 1	AWAY	0- 1	0- 1	1- 1				
1- 1	0- 0	0- 0	NEUTRAL	0- 0	0- 1	1- 0				
7- 10	0- 0	0- 2	CONFERENCE	0- 1	0- 2	7- 5				
5- 4	0- 0	0- 1	HOME	0- 1	0- 1	5- 1				
2- 6	0- 0	0- 1	AWAY	0- 0	0- 1	2- 4				
0- 0	0- 0	0- 0	NEUTRAL	0- 0	0- 0	0- 0				

RPI 1-25				RPI 26-50				RPI 51-100				RPI 101+ Team's RPI: 246			
RPI	S	Opponent	Score	RPI	S	Opponent	Score	RPI	S	Opponent	Score	RPI	S	Opponent	Score
1	A	South Carolina	50 92	38	A	Michigan	35 62	82	H	Coastal Caro.	53 80	105	A	UT Arlington	44 63
				43	A	Troy	55 84	97	A	VCU	38 66	105	H	UT Arlington	60 82
				43	H	Troy	61 81					106	N	Bethune-Cookman	44 61
												136	A	UNC Greensboro	47 54
												177	A	Elon	66 67
												178	H	Gardner-Webb	56 67
												186	H	Louisiana	51 57
												202	A	Little Rock	63 68
												238	A	South Alabama	66 81
												238	H	South Alabama	71 59
												252	A	Texas St.	59 47
												252	H	Texas St.	73 65
												254	A	Arkansas St.	58 76
												269	A	Wofford	54 51
												289	H	ETSU	61 67
												300	A	Ga. Southern	70 78
												300	H	Ga. Southern	83 75
												313	A	Georgia St.	64 59
												313	H	Georgia St.	65 37
												329	H	Mercer	77 68
												338	N	Canisius	74 57
												348	H	La.-Monroe	68 49
LAST 10 Division I															
				348	H	La.-Monroe	68 49					238	H	South Alabama	71 59
				186	H	Louisiana	51 57					252	A	Texas St.	59 47
				300	A	Ga. Southern	70 78					105	A	UT Arlington	44 63
				313	A	Georgia St.	64 59					300	H	Ga. Southern	83 75
				43	H	Troy	61 81					313	H	Georgia St.	65 37

Non-Div I Games:

Appalachian St.

■ Loss,
 ■ Non-Conf, S Site,
 ■ Home
 ■ Away
 N Neutral

Average RPI Win:	153	WON-LOST	WINNING	LAST 10	STRENGTH OF	OPP. STRENGTH	TEAM	ADJ.	CONF.	ADJ CONF.
Average RPI Loss:	42	RECORD	PCT. RANK	GAMES	SCHEDULE	OF SCHEDULE	RPI	RPI	RPI	RPI
DIV. I ONLY	23- 6	27	7-3	73	40	27	27	1	1	
DIV. I NON-CONF.	11- 0	1	0	329	294	79	79	1	1	
TOTALS	RPI 1-25	RPI 26-50	W-L RECORDS	RPI 51-100	RPI 101-150	RPI 150+				
23- 6	3- 4	3- 0	OVERALL	2- 1	5- 1	10- 0				
13- 3	2- 2	1- 0	HOME	1- 0	2- 1	7- 0				
10- 3	1- 2	2- 0	AWAY	1- 1	3- 0	3- 0				
0- 0	0- 0	0- 0	NEUTRAL	0- 0	0- 0	0- 0				
11- 0	0- 0	1- 0	NON-CONFERENCE	0- 0	0- 0	10- 0				
7- 0	0- 0	0- 0	HOME	0- 0	0- 0	7- 0				
4- 0	0- 0	1- 0	AWAY	0- 0	0- 0	3- 0				
0- 0	0- 0	0- 0	NEUTRAL	0- 0	0- 0	0- 0				
12- 6	3- 4	2- 0	CONFERENCE	2- 1	5- 1	0- 0				
6- 3	2- 2	1- 0	HOME	1- 0	2- 1	0- 0				
6- 3	1- 2	1- 0	AWAY	1- 1	3- 0	0- 0				
0- 0	0- 0	0- 0	NEUTRAL	0- 0	0- 0	0- 0				

RPI 1-25				RPI 26-50				Team's RPI: 27				RPI 51-100				RPI 101+			
RPI	S	Opponent	Score	RPI	S	Opponent	Score	RPI	S	Opponent	Score	RPI	S	Opponent	Score	RPI	S	Opponent	Score
2	A	Oregon	52 85	30	A	Arizona St.	58 53	84	A	Colorado	38 50	107	A	Washington St.	74 67				
2	H	Oregon	64 71	30	H	Arizona St.	59 53	85	A	Southern California	65 57	107	H	Washington St.	72 57				
8	H	Stanford	73 72	44	A	Texas	83 58	85	H	Southern California	73 57	114	A	Utah	85 69				
13	A	UCLA	58 70									125	A	Washington	66 58				
13	H	UCLA	92 66									125	H	Washington	64 53				
18	A	Oregon St.	65 58									131	H	California	54 55				
18	H	Oregon St.	61 63									159	A	Montana	77 42				
												195	H	Santa Clara	65 52				
												213	A	UTEP	54 43				
												221	H	North Dakota	74 42				
												264	H	UC Santa Barbara	61 42				
												296	H	Prairie View	83 48				
												297	H	Monmouth	86 34				
												304	H	UC Riverside	70 27				
												333	H	Tennessee St.	77 42				
												349	A	Chicago St.	82 50				
LAST 10 Division I																			
131	H	California	54 55	125	H	Washington	64 53												
8	H	Stanford	73 72	18	A	Oregon St.	65 58												
84	A	Colorado	38 50	2	A	Oregon	52 85												
114	A	Utah	85 69	85	H	Southern California	73 57												
107	H	Washington St.	72 57	13	H	UCLA	92 66												

Non-Div I Games:

Arizona

Loss, Non-Conf, S Site, H Home A Away N Neutral

Arizona St.

Through Games Of March 3, 2020

Average RPI Win:	139	WON-LOST	WINNING	LAST 10	STRENGTH OF	OPP. STRENGTH	TEAM	ADJ.	CONF.	ADJ CONF.
Average RPI Loss:	35	RECORD	PCT. RANK	GAMES	SCHEDULE	OF SCHEDULE	RPI	RPI	RPI	RPI
DIV. I ONLY	20- 10	75	5-5	24	14	30	30	1	1	
DIV. I NON-CONF.	10- 2	29	0	172	113	54	54	1	1	
TOTALS	RPI 1-25	RPI 26-50	W-L RECORDS	RPI 51-100	RPI 101-150	RPI 150+				
20- 10	2- 5	2- 3	OVERALL	4- 1	5- 1	7- 0				
13- 3	2- 2	1- 1	HOME	2- 0	3- 0	5- 0				
5- 6	0- 3	0- 1	AWAY	2- 1	2- 1	1- 0				
2- 1	0- 0	1- 1	NEUTRAL	0- 0	0- 0	1- 0				
10- 2	0- 0	2- 1	NON-CONFERENCE	1- 1	0- 0	7- 0				
7- 0	0- 0	1- 0	HOME	1- 0	0- 0	5- 0				
1- 1	0- 0	0- 0	AWAY	0- 1	0- 0	1- 0				
2- 1	0- 0	1- 1	NEUTRAL	0- 0	0- 0	1- 0				
10- 8	2- 5	0- 2	CONFERENCE	3- 0	5- 1	0- 0				
6- 3	2- 2	0- 1	HOME	1- 0	3- 0	0- 0				
4- 5	0- 3	0- 1	AWAY	2- 0	2- 1	0- 0				
0- 0	0- 0	0- 0	NEUTRAL	0- 0	0- 0	0- 0				

RPI	S	Opponent	Score	RPI	S	Opponent	Score	RPI	S	Opponent	Score	RPI	S	Opponent	Score
2	A	Oregon	48 79	27	A	Arizona	53 59	83	H	BYU	60 52	107	A	Washington St.	65 56
2	H	Oregon	72 66	27	H	Arizona	53 58	84	A	Colorado	65 59	107	H	Washington St.	62 59
8	H	Stanford	44 55	45	H	Creighton	70 55	85	A	Southern California	63 54	114	A	Utah	71 75
13	A	UCLA	66 68	46	N	Purdue	52 59	85	H	Southern California	76 75	125	A	Washington	67 50
13	H	UCLA	61 70	50	N	Middle Tenn.	61 60	86	A	Minnesota	66 80	125	H	Washington	72 68
18	A	Oregon St.	62 64									131	H	California	77 54
18	H	Oregon St.	55 47									160	H	Idaho St.	74 69
												173	N	Maine	57 31
												227	H	New Mexico	84 47
												270	H	Air Force	87 56
												279	H	Army West Point	83 51
												310	H	Cal Poly	66 41
												312	A	New Mexico St.	70 47
LAST 10 Division I															
8	H	Stanford	44 55	107	H	Washington St.	62 59								
131	H	California	77 54	2	A	Oregon	48 79								
114	A	Utah	71 75	18	A	Oregon St.	62 64								
84	A	Colorado	65 59	13	H	UCLA	61 70								
125	H	Washington	72 68	85	H	Southern California	76 75								

Non-Div I Games:

Arizona St.

Loss, Non-Conf, S Site, H Home A Away N Neutral

Ark.-Pine Bluff

Through Games Of March 3, 2020

Average RPI Win:	332	WON-LOST	WINNING	LAST 10	STRENGTH OF	OPP. STRENGTH	TEAM	ADJ.	CONF.	ADJ CONF.
Average RPI Loss:	195	RECORD	PCT. RANK	GAMES	SCHEDULE	OF SCHEDULE	RPI	RPI	RPI	RPI
DIV. I ONLY	5- 21	320	3-7	303	338	327	327	32	32	
DIV. I NON-CONF.	0- 9	338	0	123	82	320	320	31	31	
TOTALS	RPI 1-25	RPI 26-50	W-L RECORDS	RPI 51-100	RPI 101-150	RPI 150+				
5- 21	0- 0	0- 1	OVERALL	0- 2	0- 4	5- 14				
2- 6	0- 0	0- 0	HOME	0- 0	0- 1	2- 5				
3- 15	0- 0	0- 1	AWAY	0- 2	0- 3	3- 9				
0- 0	0- 0	0- 0	NEUTRAL	0- 0	0- 0	0- 0				
0- 9	0- 0	0- 1	NON-CONFERENCE	0- 2	0- 2	0- 4				
0- 0	0- 0	0- 0	HOME	0- 0	0- 0	0- 0				
0- 9	0- 0	0- 1	AWAY	0- 2	0- 2	0- 4				
0- 0	0- 0	0- 0	NEUTRAL	0- 0	0- 0	0- 0				
5- 12	0- 0	0- 0	CONFERENCE	0- 0	0- 2	5- 10				
2- 6	0- 0	0- 0	HOME	0- 0	0- 1	2- 5				
3- 6	0- 0	0- 0	AWAY	0- 0	0- 1	3- 5				
0- 0	0- 0	0- 0	NEUTRAL	0- 0	0- 0	0- 0				

RPI S	Opponent	Score	RPI S	Opponent	Score	RPI S	Opponent	Score	RPI S	Opponent	Score	Team's RPI: 327
47	A Iowa St.	40 90	58	A Tennessee	51 92	107	A Washington St.	56 85	127	A Texas Tech	55 81	
			82	A Coastal Caro.	69 76	133	A Texas Southern	77 78	133	H Texas Southern	46 77	
						157	A Jackson St.	47 68	157	H Jackson St.	44 56	
						170	A Wichita St.	50 100	192	A Illinois	50 65	
						219	A Milwaukee	55 69	242	A Alabama A&M	55 74	
						242	H Alabama A&M	52 65	253	A Southern U.	61 85	
						253	H Southern U.	43 70	254	A Arkansas St.	60 81	
						296	A Prairie View	51 61	296	H Prairie View	69 54	
						320	A Alabama St.	73 62	320	H Alabama St.	65 68	
						325	A Alcorn	54 57	325	H Alcorn	75 77	
						347	A Grambling	82 64	347	H Grambling	84 79	
						351	A Mississippi Val.	80 77				
LAST 10 Division I												
157	A Jackson St.	47 68	253	A Southern U.	61 85							
347	A Grambling	82 64	320	H Alabama St.	65 68							
133	H Texas Southern	46 77	242	H Alabama A&M	52 65							
296	H Prairie View	69 54	157	H Jackson St.	44 56							
325	A Alcorn	54 57	347	H Grambling	84 79							

Non-Div I Games: Philander Smith 66 54

Ark.-Pine Bluff

■ Loss,
 ■ Non-Conf,
 ■ S Site,
 ■ H Home
 ■ A Away
 N Neutral

Arkansas

Through Games Of March 3, 2020

Average RPI Win:	143	WON-LOST	WINNING	LAST 10	STRENGTH OF	OPP. STRENGTH	TEAM	ADJ.	CONF.	ADJ CONF.
Average RPI Loss:	53	RECORD	PCT. RANK	GAMES	SCHEDULE	OF SCHEDULE	RPI	RPI	RPI	RPI
DIV. I ONLY	22- 7	36	7-3	61	49	33	33	4	4	
DIV. I NON-CONF.	12- 1	10	0	176	142	36	36	5	5	
TOTALS	RPI 1-25	RPI 26-50	W-L RECORDS	RPI 51-100	RPI 101-150	RPI 150+				
22- 7	1- 4	2- 0	OVERALL	6- 1	4- 2	9- 0				
15- 3	1- 2	2- 0	HOME	4- 1	1- 0	7- 0				
5- 4	0- 2	0- 0	AWAY	1- 0	2- 2	2- 0				
2- 0	0- 0	0- 0	NEUTRAL	1- 0	1- 0	0- 0				
12- 1	0- 0	1- 0	NON-CONFERENCE	4- 0	1- 1	6- 0				
10- 0	0- 0	1- 0	HOME	3- 0	0- 0	6- 0				
0- 1	0- 0	0- 0	AWAY	0- 0	0- 1	0- 0				
2- 0	0- 0	0- 0	NEUTRAL	1- 0	1- 0	0- 0				
10- 6	1- 4	1- 0	CONFERENCE	2- 1	3- 1	3- 0				
5- 3	1- 2	1- 0	HOME	1- 1	1- 0	1- 0				
5- 3	0- 2	0- 0	AWAY	1- 0	2- 1	2- 0				
0- 0	0- 0	0- 0	NEUTRAL	0- 0	0- 0	0- 0				

RPI 1-25				RPI 26-50				Team's RPI: 33				RPI 51-100				RPI 101+			
RPI	S	Opponent	Score	RPI	S	Opponent	Score	RPI	S	Opponent	Score	RPI	S	Opponent	Score	RPI	S	Opponent	Score
1	A	South Carolina	82 91	34	H	LSU	75 71	55	H	Belmont	91 60	110	A	Vanderbilt	100 66				
1	H	South Carolina	65 86	48	H	UT Martin	96 46	57	A	Alabama	66 48	113	A	Auburn	86 70				
14	A	Mississippi St.	83 92					58	H	Tennessee	83 75	131	A	California	80 84				
17	H	Texas A&M	77 84					70	H	Georgia	55 64	134	A	Florida	80 83				
25	H	Kentucky	103 85					71	H	Kansas St.	81 72	134	H	Florida	79 57				
								81	H	Stony Brook	88 58	144	N	Wisconsin	68 64				
								89	N	Fordham	71 59	167	A	Missouri	85 81				
												167	H	Missouri	90 73				
												172	H	New Orleans	82 52				
												202	H	Little Rock	86 53				
												217	H	Oral Roberts	96 64				
												245	H	Tulsa	91 41				
												285	A	Ole Miss	108 64				
												336	H	Northwestern St.	99 39				
												345	H	McNeese	101 58				
LAST 10 Division I																			
34	H	LSU	75 71	25	H	Kentucky	103 85												
14	A	Mississippi St.	83 92	1	H	South Carolina	65 86												
134	A	Florida	80 83	167	A	Missouri	85 81												
58	H	Tennessee	83 75	57	A	Alabama	66 48												
285	A	Ole Miss	108 64	134	H	Florida	79 57												

Non-Div I Games:

Arkansas

■ Loss,
 ■ Non-Conf,
 ■ S Site,
 ■ H Home
 ■ A Away
 N Neutral

Average RPI Win:	257	WON-LOST	WINNING	LAST 10	STRENGTH OF	OPP. STRENGTH	TEAM	ADJ.	CONF.	ADJ CONF.
Average RPI Loss:	175	RECORD	PCT. RANK	GAMES	SCHEDULE	OF SCHEDULE	RPI	RPI	RPI	RPI
DIV. I ONLY	9- 17	270	3-7	202	259	254	254	21	21	
DIV. I NON-CONF.	2- 8	295	0	107	293	251	251	20	20	
TOTALS	RPI 1-25	RPI 26-50	W-L RECORDS	RPI 51-100	RPI 101-150	RPI 150+				
9- 17	0- 2	0- 1	OVERALL	1- 0	0- 3	8- 11				
6- 3	0- 0	0- 0	HOME	1- 0	0- 2	5- 1				
3- 13	0- 2	0- 1	AWAY	0- 0	0- 1	3- 9				
0- 1	0- 0	0- 0	NEUTRAL	0- 0	0- 0	0- 1				
2- 8	0- 2	0- 0	NON-CONFERENCE	0- 0	0- 1	2- 5				
1- 1	0- 0	0- 0	HOME	0- 0	0- 1	1- 0				
1- 6	0- 2	0- 0	AWAY	0- 0	0- 0	1- 4				
0- 1	0- 0	0- 0	NEUTRAL	0- 0	0- 0	0- 1				
7- 9	0- 0	0- 1	CONFERENCE	1- 0	0- 2	6- 6				
5- 2	0- 0	0- 0	HOME	1- 0	0- 1	4- 1				
2- 7	0- 0	0- 1	AWAY	0- 0	0- 1	2- 5				
0- 0	0- 0	0- 0	NEUTRAL	0- 0	0- 0	0- 0				

RPI 1-25				RPI 26-50				RPI 51-100				RPI 101+ Team's RPI: 254			
RPI	S	Opponent	Score	RPI	S	Opponent	Score	RPI	S	Opponent	Score	RPI	S	Opponent	Score
4	A	Baylor	43 111	43	A	Troy	64 79	82	H	Coastal Caro.	63 61	105	A	UT Arlington	44 71
19	A	DePaul	64 109									105	H	UT Arlington	62 89
												111	H	Southeast Mo. St.	67 79
												154	N	N.C. A&T	50 55
												186	A	Louisiana	43 83
												201	A	Memphis	50 78
												202	A	Little Rock	58 67
												202	H	Little Rock	72 54
												233	A	Murray St.	62 77
												238	A	South Alabama	71 87
												239	A	San Diego St.	71 62
												245	A	Tulsa	77 79
												246	H	Appalachian St.	76 58
												252	A	Texas St.	56 53
												252	H	Texas St.	69 83
												272	A	Louisiana Tech	54 67
												300	A	Ga. Southern	67 80
												300	H	Ga. Southern	69 62
												313	A	Georgia St.	56 67
												313	H	Georgia St.	70 68
												327	H	Ark.-Pine Bluff	81 60
												348	A	La.-Monroe	54 53
LAST 10 Division I															
202	H	Little Rock	72 54	300	A	Ga. Southern	67 80								
43	A	Troy	64 79	313	A	Georgia St.	56 67								
238	A	South Alabama	71 87	348	A	La.-Monroe	54 53								
252	H	Texas St.	69 83	82	H	Coastal Caro.	63 61								
105	H	UT Arlington	62 89	186	A	Louisiana	43 83								

Non-Div I Games: Central Baptist 88 63

Arkansas St.

■ Loss,
■ Non-Conf,
■ S Site,
■ H Home
■ A Away
N Neutral

Army West Point

Through Games Of March 3, 2020

Average RPI Win:	257	WON-LOST	WINNING	LAST 10	STRENGTH OF	OPP. STRENGTH	TEAM	ADJ.	CONF.	ADJ CONF.
Average RPI Loss:	143	RECORD	PCT. RANK	GAMES	SCHEDULE	OF SCHEDULE	RPI	RPI	RPI	RPI
DIV. I ONLY	8- 20	294	3-7	158	198	279	279	15	15	
DIV. I NON-CONF.	4- 7	225	0	181	280	232	232	15	15	
TOTALS	RPI 1-25	RPI 26-50	W-L RECORDS	RPI 51-100	RPI 101-150	RPI 150+				
8- 20	0- 1	0- 1	OVERALL	0- 3	2- 7	6- 8				
6- 8	0- 1	0- 0	HOME	0- 1	2- 4	4- 2				
2- 12	0- 0	0- 1	AWAY	0- 2	0- 3	2- 6				
0- 0	0- 0	0- 0	NEUTRAL	0- 0	0- 0	0- 0				
4- 7	0- 1	0- 1	NON-CONFERENCE	0- 1	0- 2	4- 2				
2- 3	0- 1	0- 0	HOME	0- 0	0- 2	2- 0				
2- 4	0- 0	0- 1	AWAY	0- 1	0- 0	2- 2				
0- 0	0- 0	0- 0	NEUTRAL	0- 0	0- 0	0- 0				
4- 13	0- 0	0- 0	CONFERENCE	0- 2	2- 5	2- 6				
4- 5	0- 0	0- 0	HOME	0- 1	2- 2	2- 2				
0- 8	0- 0	0- 0	AWAY	0- 1	0- 3	0- 4				
0- 0	0- 0	0- 0	NEUTRAL	0- 0	0- 0	0- 0				

RPI 1-25				RPI 26-50				RPI 51-100				RPI 101+ Team's RPI: 279			
RPI	S	Opponent	Score	RPI	S	Opponent	Score	RPI	S	Opponent	Score	RPI	S	Opponent	Score
20	H	TCU	52 66	30	A	Arizona St.	51 83	51	A	Bucknell	46 77	101	A	Colgate	93 100
								51	H	Bucknell	52 63	101	H	Colgate	81 67
								64	A	St. John's (NY)	60 96	108	H	Columbia	62 71
												109	H	William & Mary	65 77
												123	A	Holy Cross	61 64
												123	H	Holy Cross	61 48
												130	H	Boston U.	66 72
												137	A	Lehigh	72 89
												137	H	Lehigh	65 94
												158	A	Lafayette	58 67
												158	H	Lafayette	52 57
												185	A	Manhattan	56 86
												198	A	American	57 73
												198	H	American	62 67
												266	A	Loyola Maryland	59 68
												266	H	Loyola Maryland	75 55
												270	A	Air Force	68 66
												315	A	St. Francis Brooklyn	64 70
												317	A	Fairleigh Dickinson	70 68
												318	A	Navy	45 57
												318	H	Navy	62 52
												326	H	Bryant	81 75
												335	H	LIU Brooklyn	67 60
LAST 10 Division I															
101	H	Colgate	81 67	158	A	Lafayette	58 67								
123	A	Holy Cross	61 64	198	H	American	62 67								
318	H	Navy	62 52	137	H	Lehigh	65 94								
266	H	Loyola Maryland	75 55	51	A	Bucknell	46 77								
137	A	Lehigh	72 89	318	A	Navy	45 57								

Non-Div I Games:

Army West Point

Loss, Non-Conf, S Site, H Home A Away N Neutral

Average RPI Win:	172	WON-LOST	WINNING	LAST 10	STRENGTH OF	OPP. STRENGTH	TEAM	ADJ.	CONF.	ADJ CONF.
Average RPI Loss:	49	RECORD	PCT. RANK	GAMES	SCHEDULE	OF SCHEDULE	RPI	RPI	RPI	RPI
DIV. I ONLY	10- 17	252	3-7	7	42	113	113	4	4	
DIV. I NON-CONF.	6- 5	151	0	18	122	69	69	5	5	
TOTALS	RPI 1-25	RPI 26-50	W-L RECORDS	RPI 51-100	RPI 101-150	RPI 150+				
10- 17	0- 7	2- 3	OVERALL	0- 4	2- 3	6- 0				
7- 6	0- 2	1- 1	HOME	0- 2	2- 1	4- 0				
2- 9	0- 5	0- 0	AWAY	0- 2	0- 2	2- 0				
1- 2	0- 0	1- 2	NEUTRAL	0- 0	0- 0	0- 0				
6- 5	0- 2	1- 2	NON-CONFERENCE	0- 0	1- 1	4- 0				
4- 1	0- 1	0- 0	HOME	0- 0	1- 0	3- 0				
1- 2	0- 1	0- 0	AWAY	0- 0	0- 1	1- 0				
1- 2	0- 0	1- 2	NEUTRAL	0- 0	0- 0	0- 0				
4- 12	0- 5	1- 1	CONFERENCE	0- 4	1- 2	2- 0				
3- 5	0- 1	1- 1	HOME	0- 2	1- 1	1- 0				
1- 7	0- 4	0- 0	AWAY	0- 2	0- 1	1- 0				
0- 0	0- 0	0- 0	NEUTRAL	0- 0	0- 0	0- 0				

RPI	S	Opponent	Score	RPI	S	Opponent	Score	RPI	S	Opponent	Score	RPI	S	Opponent	Score	Team's RPI: 113
1	A	South Carolina	53 79	26	N	Drake	82 83	57	A	Alabama	64 68	106	H	Bethune-Cookman	74 56	
14	A	Mississippi St.	73 78	33	H	Arkansas	70 86	57	H	Alabama	48 75	110	A	Vanderbilt	55 77	
14	H	Mississippi St.	85 92	34	H	LSU	65 60	58	H	Tennessee	55 56	110	H	Vanderbilt	70 62	
17	A	Texas A&M	54 84	49	N	Dayton	76 74	70	A	Georgia	50 61	124	A	UAB	75 80	
20	A	TCU	65 80	50	N	Middle Tenn.	50 73					134	H	Florida	63 83	
23	H	Old Dominion	77 89									167	A	Missouri	95 82	
25	A	Kentucky	61 68									230	H	Saint Joseph's	66 62	
												235	H	Jacksonville St.	62 53	
												238	A	South Alabama	82 62	
												269	H	Wofford	84 82	
												285	H	Ole Miss	59 43	
LAST 10 Division I																
58	H	Tennessee	55 56	1	A	South Carolina	53 79									
167	A	Missouri	95 82	57	A	Alabama	64 68									
17	A	Texas A&M	54 84	110	H	Vanderbilt	70 62									
14	H	Mississippi St.	85 92	14	A	Mississippi St.	73 78									
34	H	LSU	65 60	25	A	Kentucky	61 68									

Non-Div I Games:

Auburn

■ Loss,
 ■ Non-Conf,
 ■ S Site,
 ■ H Home
 ■ A Away
 N Neutral

Average RPI Win:	266	WON-LOST	WINNING	LAST 10	STRENGTH OF	OPP. STRENGTH	TEAM	ADJ.	CONF.	ADJ CONF.
Average RPI Loss:	116	RECORD	PCT. RANK	GAMES	SCHEDULE	OF SCHEDULE	RPI	RPI	RPI	RPI
DIV. I ONLY	16- 11	120	7-3	276	250	168	168	20	20	
DIV. I NON-CONF.	7- 2	53	0	303	241	96	96	23	23	
TOTALS	RPI 1-25	RPI 26-50	W-L RECORDS	RPI 51-100	RPI 101-150	RPI 150+				
16- 11	0- 1	0- 2	OVERALL	1- 2	0- 2	15- 4				
7- 4	0- 0	0- 1	HOME	1- 1	0- 1	6- 1				
8- 7	0- 1	0- 1	AWAY	0- 1	0- 1	8- 3				
1- 0	0- 0	0- 0	NEUTRAL	0- 0	0- 0	1- 0				
7- 2	0- 1	0- 0	NON-CONFERENCE	1- 0	0- 0	6- 1				
2- 0	0- 0	0- 0	HOME	1- 0	0- 0	1- 0				
4- 2	0- 1	0- 0	AWAY	0- 0	0- 0	4- 1				
1- 0	0- 0	0- 0	NEUTRAL	0- 0	0- 0	1- 0				
9- 9	0- 0	0- 2	CONFERENCE	0- 2	0- 2	9- 3				
5- 4	0- 0	0- 1	HOME	0- 1	0- 1	5- 1				
4- 5	0- 0	0- 1	AWAY	0- 1	0- 1	4- 2				
0- 0	0- 0	0- 0	NEUTRAL	0- 0	0- 0	0- 0				

RPI 1-25				RPI 26-50				RPI 51-100				RPI 101+ Team's RPI: 168			
RPI	S	Opponent	Score	RPI	S	Opponent	Score	RPI	S	Opponent	Score	RPI	S	Opponent	Score
25	A	Kentucky	52 81	48	A	UT Martin	61 65	55	A	Belmont	46 69	111	A	Southeast Mo. St.	43 81
				48	H	UT Martin	61 69	55	H	Belmont	52 53	111	H	Southeast Mo. St.	66 79
								62	H	Illinois St.	77 72	164	N	Binghamton	80 63
												191	A	Chattanooga	50 49
												192	A	Illinois	62 76
												208	A	Eastern Ill.	72 73
												208	H	Eastern Ill.	47 76
												210	A	Tennessee Tech	49 58
												233	A	Murray St.	88 60
												233	H	Murray St.	69 61
												235	A	Jacksonville St.	63 57
												242	A	Alabama A&M	67 61
												281	H	Morehead St.	70 65
												286	H	Eastern Ky.	69 53
												301	A	FIU	58 56
												331	H	Evansville	80 64
												333	A	Tennessee St.	87 55
												333	H	Tennessee St.	76 58
												337	A	SIUE	79 62
												337	H	SIUE	74 61
												351	A	Mississippi Val.	100 82
LAST 10 Division I															
233	A	Murray St.	88 60	233	H	Murray St.	69 61	55	A	Belmont	46 69				
281	H	Morehead St.	70 65	333	A	Tennessee St.	87 55	208	H	Eastern Ill.	47 76				
208	A	Eastern Ill.	72 73	337	H	SIUE	74 61								
337	A	SIUE	79 62												
286	H	Eastern Ky.	69 53												

Non-Div I Games: Christian Bros. 82 62 Ky. Wesleyan 103 70

Austin Peay

Loss, Non-Conf, S Site, H Home A Away N Neutral

Average RPI Win:	191	WON-LOST	WINNING	LAST 10	STRENGTH OF	OPP. STRENGTH	TEAM	ADJ.	CONF.	ADJ CONF.
Average RPI Loss:	84	RECORD	PCT. RANK	GAMES	SCHEDULE	OF SCHEDULE	RPI	RPI	RPI	RPI
DIV. I ONLY	17- 10	94	7-3	100	89	83	83	11	11	
DIV. I NON-CONF.	4- 5	195	0	87	27	125	125	11	11	
TOTALS	RPI 1-25	RPI 26-50	W-L RECORDS	RPI 51-100	RPI 101-150	RPI 150+				
17- 10	0- 3	0- 1	OVERALL	1- 1	5- 4	11- 1				
9- 3	0- 1	0- 0	HOME	0- 0	2- 2	7- 0				
7- 6	0- 1	0- 1	AWAY	1- 1	2- 2	4- 1				
1- 1	0- 1	0- 0	NEUTRAL	0- 0	1- 0	0- 0				
4- 5	0- 1	0- 1	NON-CONFERENCE	1- 1	1- 2	2- 0				
2- 1	0- 0	0- 0	HOME	0- 0	0- 1	2- 0				
1- 3	0- 0	0- 1	AWAY	1- 1	0- 1	0- 0				
1- 1	0- 1	0- 0	NEUTRAL	0- 0	1- 0	0- 0				
13- 5	0- 2	0- 0	CONFERENCE	0- 0	4- 2	9- 1				
7- 2	0- 1	0- 0	HOME	0- 0	2- 1	5- 0				
6- 3	0- 1	0- 0	AWAY	0- 0	2- 1	4- 1				
0- 0	0- 0	0- 0	NEUTRAL	0- 0	0- 0	0- 0				

RPI 1-25				RPI 26-50				RPI 51-100 Team's RPI: 83				RPI 101+			
RPI	S	Opponent	Score	RPI	S	Opponent	Score	RPI	S	Opponent	Score	RPI	S	Opponent	Score
10	A	Gonzaga	44 59	30	A	Arizona St.	52 60	61	A	Fresno St.	71 65	107	A	Washington St.	50 67
10	H	Gonzaga	43 55					96	A	Boise St.	55 66	112	A	San Diego	45 51
18	N	Oregon St.	34 65									112	H	San Diego	52 36
												114	H	Utah	73 77
												135	A	Pacific	76 66
												135	H	Pacific	65 54
												138	A	Portland	66 54
												138	H	Portland	48 57
												147	N	San Jose St.	75 56
												194	A	Pepperdine	65 47
												194	H	Pepperdine	66 64
												195	A	Santa Clara	60 51
												195	H	Santa Clara	71 48
												197	A	Saint Mary's (CA)	65 55
												197	H	Saint Mary's (CA)	60 39
												204	A	San Francisco	58 60
												204	H	San Francisco	57 44
												278	H	Utah St.	67 50
												287	A	LMU (CA)	59 44
												287	H	LMU (CA)	57 42
												295	H	Utah Valley	71 57
LAST 10 Division I															
287	H	LMU (CA)	57 42	197	H	Saint Mary's (CA)	60 39								
194	H	Pepperdine	66 64	112	A	San Diego	45 51								
204	A	San Francisco	58 60	10	A	Gonzaga	44 59								
195	A	Santa Clara	60 51	138	A	Portland	66 54								
135	H	Pacific	65 54	195	H	Santa Clara	71 48								

Non-Div I Games: Tex. A&M-Kingsville90 38

BYU

■ Loss,
 ■ Non-Conf,
 ■ S Site,
 ■ Home
 ■ A Away
 N Neutral

Average RPI Win:	179	WON-LOST	WINNING	LAST 10	STRENGTH OF	OPP. STRENGTH	TEAM	ADJ.	CONF.	ADJ CONF.
Average RPI Loss:	88	RECORD	PCT. RANK	GAMES	SCHEDULE	OF SCHEDULE	RPI	RPI	RPI	RPI
DIV. I ONLY	19- 8	59	8-2	126	101	59	59	10	10	
DIV. I NON-CONF.	7- 4	100	0	242	99	126	126	10	10	
TOTALS	RPI 1-25	RPI 26-50	W-L RECORDS	RPI 51-100	RPI 101-150	RPI 150+				
19- 8	1- 1	0- 1	OVERALL	1- 3	5- 2	12- 1				
11- 1	1- 0	0- 1	HOME	1- 0	3- 0	6- 0				
5- 6	0- 1	0- 0	AWAY	0- 3	1- 1	4- 1				
3- 1	0- 0	0- 0	NEUTRAL	0- 0	1- 1	2- 0				
7- 4	0- 0	0- 1	NON-CONFERENCE	1- 2	1- 1	5- 0				
2- 1	0- 0	0- 1	HOME	1- 0	0- 0	1- 0				
2- 2	0- 0	0- 0	AWAY	0- 2	0- 0	2- 0				
3- 1	0- 0	0- 0	NEUTRAL	0- 0	1- 1	2- 0				
12- 4	1- 1	0- 0	CONFERENCE	0- 1	4- 1	7- 1				
9- 0	1- 0	0- 0	HOME	0- 0	3- 0	5- 0				
3- 4	0- 1	0- 0	AWAY	0- 1	1- 1	2- 1				
0- 0	0- 0	0- 0	NEUTRAL	0- 0	0- 0	0- 0				

RPI 1-25				RPI 26-50				RPI 51-100 Team's RPI: 59				RPI 101+			
RPI	S	Opponent	Score	RPI	S	Opponent	Score	RPI	S	Opponent	Score	RPI	S	Opponent	Score
16	A	Central Mich.	39 66	31	H	Western Ky.	86 91	74	A	IUPUI	48 65	102	A	Kent St.	68 69
16	H	Central Mich.	67 62					77	A	Cincinnati	56 63	102	H	Kent St.	66 62
								87	A	Ohio	71 79	129	A	Buffalo	69 58
								93	H	Butler	74 70	129	H	Buffalo	69 65
												137	N	Lehigh	54 52
												144	N	Wisconsin	56 67
												145	H	Western Mich.	68 65
												153	H	Akron	60 52
												175	A	Eastern Mich.	58 61
												175	H	Eastern Mich.	59 54
												180	A	Toledo	60 58
												180	H	Toledo	66 60
												184	N	Providence	52 51
												188	H	Northern Ill.	97 89
												212	H	Miami (OH)	80 63
												227	A	New Mexico	70 57
												256	A	Bowling Green	86 80
												262	H	Xavier	70 49
												287	N	LMU (CA)	77 72
												339	A	Purdue Fort Wayne	83 52
LAST 10 Division I															
16	H	Central Mich.	67 62	180	A	Toledo	60 58								
180	H	Toledo	66 60	153	H	Akron	60 52								
175	A	Eastern Mich.	58 61	145	H	Western Mich.	68 65								
188	H	Northern Ill.	97 89	102	A	Kent St.	68 69								
129	A	Buffalo	69 58	212	H	Miami (OH)	80 63								

Non-Div I Games: Urbana 84 49

Ball St.

■ Loss,
 ■ Non-Conf, S Site,
 ■ Home
 ■ Away
 N Neutral

Average RPI Win:	117	WON-LOST	WINNING	LAST 10	STRENGTH OF	OPP. STRENGTH	TEAM	ADJ.	CONF.	ADJ CONF.
Average RPI Loss:	1	RECORD	PCT. RANK	GAMES	SCHEDULE	OF SCHEDULE	RPI	RPI	RPI	RPI
DIV. I ONLY	27- 1	2	10-0	54	4	4	4	3	3	
DIV. I NON-CONF.	11- 1	13	0	196	13	39	39	3	3	
TOTALS	RPI 1-25	RPI 26-50	W-L RECORDS	RPI 51-100	RPI 101-150	RPI 150+				
27- 1	4- 1	2- 0	OVERALL	10- 0	5- 0	6- 0				
16- 0	1- 0	1- 0	HOME	6- 0	2- 0	6- 0				
9- 0	2- 0	1- 0	AWAY	4- 0	2- 0	0- 0				
2- 1	1- 1	0- 0	NEUTRAL	0- 0	1- 0	0- 0				
11- 1	2- 1	0- 0	NON-CONFERENCE	2- 0	1- 0	6- 0				
8- 0	0- 0	0- 0	HOME	2- 0	0- 0	6- 0				
1- 0	1- 0	0- 0	AWAY	0- 0	0- 0	0- 0				
2- 1	1- 1	0- 0	NEUTRAL	0- 0	1- 0	0- 0				
16- 0	2- 0	2- 0	CONFERENCE	8- 0	4- 0	0- 0				
8- 0	1- 0	1- 0	HOME	4- 0	2- 0	0- 0				
8- 0	1- 0	1- 0	AWAY	4- 0	2- 0	0- 0				
0- 0	0- 0	0- 0	NEUTRAL	0- 0	0- 0	0- 0				

RPI	S	Opponent	Score	RPI	S	Opponent	Score	RPI	S	Opponent	Score	RPI	S	Opponent	Score
1	N	South Carolina	59 74	44	A	Texas	64 44	60	A	Oklahoma St.	69 42	107	N	Washington St.	89 66
6	A	UConn	74 58	47	H	Iowa St.	83 62	60	H	Oklahoma St.	94 48	119	A	Kansas	90 47
15	N	Indiana	77 62					66	A	West Virginia	64 39	119	H	Kansas	97 44
20	A	TCU	66 57					66	H	West Virginia	91 51	127	A	Texas Tech	77 62
20	H	TCU	81 62					68	H	South Fla.	58 46	127	H	Texas Tech	87 79
								70	H	Georgia	72 38	254	H	Arkansas St.	111 43
								71	A	Kansas St.	54 40	263	H	Lamar University	90 28
								71	H	Kansas St.	83 58	267	H	New Hampshire	97 29
								78	A	Oklahoma	77 56	281	H	Morehead St.	94 47
								78	H	Oklahoma	101 69	321	H	Houston Baptist	112 42
												347	H	Grambling	120 46
LAST 10 Division I															
71	H	Kansas St.	83 58	20	H	TCU	81 62								
66	A	West Virginia	64 39	71	A	Kansas St.	54 40								
78	H	Oklahoma	101 69	119	H	Kansas	97 44								
127	A	Texas Tech	77 62	44	A	Texas	64 44								
60	A	Oklahoma St.	69 42	47	H	Iowa St.	83 62								

Non-Div I Games:

Baylor

■ Loss,
 ■ Non-Conf, S Site,
 ■ Home
 ■ Away
 N Neutral

Average RPI Win:	220	WON-LOST	WINNING	LAST 10	STRENGTH OF	OPP. STRENGTH	TEAM	ADJ.	CONF.	ADJ CONF.
Average RPI Loss:	74	RECORD	PCT. RANK	GAMES	SCHEDULE	OF SCHEDULE	RPI	RPI	RPI	RPI
DIV. I ONLY	21- 8	52	9-1	128	180	55	55	20	20	
DIV. I NON-CONF.	5- 6	187	0	20	11	76	76	23	23	
TOTALS	RPI 1-25	RPI 26-50	W-L RECORDS	RPI 51-100	RPI 101-150	RPI 150+				
21- 8	0- 1	2- 5	OVERALL	0- 0	1- 0	18- 2				
13- 0	0- 0	2- 0	HOME	0- 0	0- 0	11- 0				
8- 6	0- 0	0- 4	AWAY	0- 0	1- 0	7- 2				
0- 2	0- 1	0- 1	NEUTRAL	0- 0	0- 0	0- 0				
5- 6	0- 1	2- 4	NON-CONFERENCE	0- 0	0- 0	3- 1				
4- 0	0- 0	2- 0	HOME	0- 0	0- 0	2- 0				
1- 4	0- 0	0- 3	AWAY	0- 0	0- 0	1- 1				
0- 2	0- 1	0- 1	NEUTRAL	0- 0	0- 0	0- 0				
16- 2	0- 0	0- 1	CONFERENCE	0- 0	1- 0	15- 1				
9- 0	0- 0	0- 0	HOME	0- 0	0- 0	9- 0				
7- 2	0- 0	0- 1	AWAY	0- 0	1- 0	6- 1				
0- 0	0- 0	0- 0	NEUTRAL	0- 0	0- 0	0- 0				

RPI 1-25				RPI 26-50				RPI 51-100				Team's RPI: 55		RPI 101+			
RPI	S	Opponent	Score	RPI	S	Opponent	Score	RPI	S	Opponent	Score			RPI	S	Opponent	Score
3	N	Maryland	26 90	28	A	Marquette	51 53							111	A	Southeast Mo. St.	57 45
				31	A	Western Ky.	46 77							168	A	Austin Peay	53 52
				32	N	Virginia Tech	58 60							168	H	Austin Peay	69 46
				33	A	Arkansas	60 91							180	A	Toledo	48 53
				37	H	UCF	72 37							182	H	Northern Ky.	62 45
				48	A	UT Martin	57 74							191	H	Chattanooga	63 50
				50	H	Middle Tenn.	68 57							208	H	Eastern Ill.	69 45
														210	A	Tennessee Tech	59 47
														210	H	Tennessee Tech	68 52
														233	A	Murray St.	86 56
														233	H	Murray St.	70 53
														235	A	Jacksonville St.	41 60
														235	H	Jacksonville St.	61 49
														255	A	Lipscomb	69 68
														281	A	Morehead St.	63 56
														281	H	Morehead St.	71 62
														286	A	Eastern Ky.	85 46
														286	H	Eastern Ky.	68 48
														333	A	Tennessee St.	84 51
														333	H	Tennessee St.	70 58
														337	H	SIUE	69 48
LAST 10 Division I																	
				333	A	Tennessee St.	84 51					333	H	Tennessee St.	70 58		
				210	H	Tennessee Tech	68 52					168	H	Austin Peay	69 46		
				286	A	Eastern Ky.	85 46					233	H	Murray St.	70 53		
				281	A	Morehead St.	63 56					235	A	Jacksonville St.	41 60		
				235	H	Jacksonville St.	61 49					210	A	Tennessee Tech	59 47		

Non-Div I Games:

Belmont

Bethune-Cookman

Through Games Of March 3, 2020

Average RPI Win:	269	WON-LOST	WINNING	LAST 10	STRENGTH OF	OPP. STRENGTH	TEAM	ADJ.	CONF.	ADJ CONF.
Average RPI Loss:	77	RECORD	PCT. RANK	GAMES	SCHEDULE	OF SCHEDULE	RPI	RPI	RPI	RPI
DIV. I ONLY	20- 5	26	10-0	299	294	106	106	29	29	
DIV. I NON-CONF.	6- 4	123	0	250	83	140	140	29	29	
TOTALS	RPI 1-25	RPI 26-50	W-L RECORDS	RPI 51-100	RPI 101-150	RPI 150+				
20- 5	0- 1	0- 1	OVERALL	0- 1	0- 1	20- 1				
8- 2	0- 1	0- 1	HOME	0- 0	0- 0	8- 0				
11- 3	0- 0	0- 0	AWAY	0- 1	0- 1	11- 1				
1- 0	0- 0	0- 0	NEUTRAL	0- 0	0- 0	1- 0				
6- 4	0- 1	0- 1	NON-CONFERENCE	0- 1	0- 1	6- 0				
1- 2	0- 1	0- 1	HOME	0- 0	0- 0	1- 0				
4- 2	0- 0	0- 0	AWAY	0- 1	0- 1	4- 0				
1- 0	0- 0	0- 0	NEUTRAL	0- 0	0- 0	1- 0				
14- 1	0- 0	0- 0	CONFERENCE	0- 0	0- 0	14- 1				
7- 0	0- 0	0- 0	HOME	0- 0	0- 0	7- 0				
7- 1	0- 0	0- 0	AWAY	0- 0	0- 0	7- 1				
0- 0	0- 0	0- 0	NEUTRAL	0- 0	0- 0	0- 0				

RPI 1-25				RPI 26-50				RPI 51-100				RPI 101+ Team's RPI: 106			
RPI	S	Opponent	Score	RPI	S	Opponent	Score	RPI	S	Opponent	Score	RPI	S	Opponent	Score
16	H	Central Mich.	67 92	43	H	Troy	62 68	57	A	Alabama	49 60	113	A	Auburn	56 74
												152	A	Jacksonville	53 52
												154	A	N.C. A&T	69 58
												154	H	N.C. A&T	70 50
												156	A	Norfolk St.	51 61
												156	H	Norfolk St.	68 62
												226	A	Stetson	59 55
												243	H	Morgan St.	74 65
												246	N	Appalachian St.	61 44
												265	A	Howard	75 59
												265	H	Howard	88 59
												277	A	Delaware St.	66 55
												300	H	Ga. Southern	75 57
												301	A	FIU	65 60
												305	A	N.C. Central	70 55
												305	H	N.C. Central	73 52
												314	A	UMES	62 53
												334	H	Coppin St.	82 51
												341	A	Florida A&M	78 57
												343	A	Charleston So.	81 41
												350	A	South Carolina St.	66 55
												350	H	South Carolina St.	86 70
LAST 10 Division I															
				305	A	N.C. Central	70 55					265	H	Howard	88 59
				156	H	Norfolk St.	68 62					154	H	N.C. A&T	70 50
				350	H	South Carolina St.	86 70					341	A	Florida A&M	78 57
				277	A	Delaware St.	66 55					350	A	South Carolina St.	66 55
				314	A	UMES	62 53					154	A	N.C. A&T	69 58

Non-Div I Games: Edward Waters 79 46 Palm Beach Atl. 68 45

Bethune-Cookman

■ Loss,
 ■ Non-Conf,
 ■ S Site,
 ■ Home
 ■ Away
 N Neutral

Binghamton

Through Games Of March 3, 2020

Average RPI Win:	274	WON-LOST	WINNING	LAST 10	STRENGTH OF	OPP. STRENGTH	TEAM	ADJ.	CONF.	ADJ CONF.
Average RPI Loss:	181	RECORD	PCT. RANK	GAMES	SCHEDULE	OF SCHEDULE	RPI	RPI	RPI	RPI
DIV. I ONLY	20- 8	56	8-2	339	298	164	164	26	26	
DIV. I NON-CONF.	10- 2	29	0	328	301	120	120	28	28	
TOTALS	RPI 1-25	RPI 26-50	W-L RECORDS	RPI 51-100	RPI 101-150	RPI 150+				
20- 8	0- 0	0- 0	OVERALL	0- 3	0- 0	20- 5				
11- 2	0- 0	0- 0	HOME	0- 1	0- 0	11- 1				
8- 5	0- 0	0- 0	AWAY	0- 2	0- 0	8- 3				
1- 1	0- 0	0- 0	NEUTRAL	0- 0	0- 0	1- 1				
10- 2	0- 0	0- 0	NON-CONFERENCE	0- 1	0- 0	10- 1				
5- 0	0- 0	0- 0	HOME	0- 0	0- 0	5- 0				
4- 1	0- 0	0- 0	AWAY	0- 1	0- 0	4- 0				
1- 1	0- 0	0- 0	NEUTRAL	0- 0	0- 0	1- 1				
10- 6	0- 0	0- 0	CONFERENCE	0- 2	0- 0	10- 4				
6- 2	0- 0	0- 0	HOME	0- 1	0- 0	6- 1				
4- 4	0- 0	0- 0	AWAY	0- 1	0- 0	4- 3				
0- 0	0- 0	0- 0	NEUTRAL	0- 0	0- 0	0- 0				

RPI 1-25			RPI 26-50			RPI 51-100			RPI 101+			Team's RPI: 164
RPI	S	Opponent	Score	RPI	S	Opponent	Score	RPI	S	Opponent	Score	
						81	A Stony Brook	54	58	158	H Lafayette	74 64
						81	H Stony Brook	60	67	168	N Austin Peay	63 80
						98	A Miami (FL)	56	79	173	A Maine	65 75
										173	H Maine	73 63
										175	H Eastern Mich.	78 67
										187	A Cornell	59 56
										218	A UMass Lowell	62 58
										218	H UMass Lowell	56 66
										267	A New Hampshire	63 53
										267	H New Hampshire	66 64
										277	A Delaware St.	75 66
										280	A Siena	89 62
										282	H Niagara	74 55
										293	A UMBC	61 43
										293	H UMBC	66 58
										294	H St. Bonaventure	78 67
										306	A Vermont	62 65
										306	H Vermont	76 53
										317	A Fairleigh Dickinson	60 48
										319	A Albany (NY)	53 56
										319	H Albany (NY)	58 42
										330	H NJIT	75 40
										344	A Hartford	78 65
										344	H Hartford	80 44
										347	N Grambling	88 67
LAST 10 Division I												
						267	H New Hampshire	66	64	81	A Stony Brook	54 58
						293	H UMBC	66	58	173	A Maine	65 75
						344	A Hartford	78	65	319	H Albany (NY)	58 42
						218	A UMass Lowell	62	58	344	H Hartford	80 44
						306	H Vermont	76	53	267	A New Hampshire	63 53

Non-Div I Games: Bloomsburg 70 45

Binghamton

Loss, Non-Conf, S Site, H Home A Away N Neutral

Average RPI Win: 223	WON-LOST	WINNING	LAST 10	STRENGTH OF	OPP. STRENGTH	TEAM	ADJ.	CONF.	ADJ CONF.
Average RPI Loss: 112	RECORD	PCT. RANK	GAMES	SCHEDULE	OF SCHEDULE	RPI	RPI	RPI	RPI
DIV. I ONLY	21- 9	61	9-1	159	155	96	96	17	17
DIV. I NON-CONF.	6- 4	123	0	76	24	89	89	19	19
TOTALS	RPI 1-25	RPI 26-50	W-L RECORDS	RPI 51-100	RPI 101-150	RPI 150+			
21- 9	0- 3	0- 0	OVERALL	1- 1	2- 2	18- 3			
11- 4	0- 1	0- 0	HOME	1- 1	1- 1	9- 1			
8- 5	0- 2	0- 0	AWAY	0- 0	1- 1	7- 2			
2- 0	0- 0	0- 0	NEUTRAL	0- 0	0- 0	2- 0			
6- 4	0- 3	0- 0	NON-CONFERENCE	1- 0	1- 1	4- 0			
4- 2	0- 1	0- 0	HOME	1- 0	0- 1	3- 0			
2- 2	0- 2	0- 0	AWAY	0- 0	1- 0	1- 0			
0- 0	0- 0	0- 0	NEUTRAL	0- 0	0- 0	0- 0			
15- 5	0- 0	0- 0	CONFERENCE	0- 1	1- 1	14- 3			
7- 2	0- 0	0- 0	HOME	0- 1	1- 0	6- 1			
6- 3	0- 0	0- 0	AWAY	0- 0	0- 1	6- 2			
2- 0	0- 0	0- 0	NEUTRAL	0- 0	0- 0	2- 0			

RPI 1-25				RPI 26-50				RPI 51-100 Team's RPI: 96				RPI 101+			
RPI	S	Opponent	Score	RPI	S	Opponent	Score	RPI	S	Opponent	Score	RPI	S	Opponent	Score
5	A	Louisville	82 98					61	H	Fresno St.	80 85	107	H	Washington St.	68 80
9	H	Missouri St.	69 72					83	H	BYU	66 55	124	A	UAB	83 81
20	A	TCU	65 77									147	A	San Jose St.	61 74
												147	H	San Jose St.	85 67
												163	A	Wyoming	68 73
												163	H	Wyoming	67 48
												163	N	Wyoming	79 71
												194	H	Pepperdine	76 74
												220	A	UNLV	65 66
												220	H	UNLV	81 52
												223	H	Portland St.	82 57
												227	A	New Mexico	95 76
												227	H	New Mexico	83 82
												231	A	Nevada	83 72
												231	H	Nevada	54 40
												239	A	San Diego St.	69 67
												239	H	San Diego St.	86 72
												270	A	Air Force	74 69
												270	H	Air Force	70 61
												270	N	Air Force	73 50
												278	A	Utah St.	65 59
												278	H	Utah St.	56 58
												288	A	Colorado St.	72 69
												295	H	Utah Valley	77 69
												308	A	Eastern Wash.	63 61
LAST 10 Division I															
				163	N	Wyoming	79 71	239	A	San Diego St.	69 67				
				270	N	Air Force	73 50	270	A	Air Force	74 69				
				220	H	UNLV	81 52	278	H	Utah St.	56 58				
				227	A	New Mexico	95 76	163	H	Wyoming	67 48				
				147	H	San Jose St.	85 67	231	A	Nevada	83 72				

Non-Div I Games: Lewis-Clark St. 88 34 Western Ore. 75 32

Boise St.

■ Loss,
 ■ Non-Conf, S Site,
 ■ Home
 ■ Away
 N Neutral

Average RPI Win:	167	WON-LOST	WINNING	LAST 10	STRENGTH OF	OPP. STRENGTH	TEAM	ADJ.	CONF.	ADJ CONF.
Average RPI Loss:	56	RECORD	PCT. RANK	GAMES	SCHEDULE	OF SCHEDULE	RPI	RPI	RPI	RPI
DIV. I ONLY	18- 11	99	8-2	74	58	65	65	5	5	
DIV. I NON-CONF.	7- 4	100	0	104	164	80	80	4	4	
TOTALS	RPI 1-25	RPI 26-50	W-L RECORDS	RPI 51-100	RPI 101-150	RPI 150+				
18- 11	0- 5	1- 1	OVERALL	5- 2	4- 2	8- 1				
10- 4	0- 2	0- 0	HOME	3- 1	2- 1	5- 0				
7- 6	0- 3	1- 1	AWAY	2- 0	2- 1	2- 1				
1- 1	0- 0	0- 0	NEUTRAL	0- 1	0- 0	1- 0				
7- 4	0- 1	0- 0	NON-CONFERENCE	1- 1	1- 1	5- 1				
5- 0	0- 0	0- 0	HOME	1- 0	0- 0	4- 0				
1- 3	0- 1	0- 0	AWAY	0- 0	1- 1	0- 1				
1- 1	0- 0	0- 0	NEUTRAL	0- 1	0- 0	1- 0				
11- 7	0- 4	1- 1	CONFERENCE	4- 1	3- 1	3- 0				
5- 4	0- 2	0- 0	HOME	2- 1	2- 1	1- 0				
6- 3	0- 2	1- 1	AWAY	2- 0	1- 0	2- 0				
0- 0	0- 0	0- 0	NEUTRAL	0- 0	0- 0	0- 0				

RPI	S	Opponent	Score	RPI	S	Opponent	Score	RPI	S	Opponent	Score	RPI	S	Opponent	Score
5	A	Louisville	48 68	32	A	Virginia Tech	49 70	53	N	Charlotte	68 84	104	A	Syracuse	88 81
5	H	Louisville	70 81	39	A	Florida St.	65 56	56	H	Virginia	52 69	104	H	Syracuse	79 89
7	A	Northwestern	63 66					72	A	Georgia Tech	55 48	123	A	Holy Cross	71 80
21	H	NC State	54 72					97	H	VCU	87 52	128	H	Wake Forest	67 54
24	A	Duke	73 85					98	H	Miami (FL)	75 64	130	A	Boston U.	88 57
								100	A	Notre Dame	75 65	139	H	North Carolina	93 75
								100	H	Notre Dame	56 55	166	N	Tulane	89 76
												184	A	Providence	60 76
												215	H	Rhode Island	66 55
												218	H	UMass Lowell	89 46
												228	A	Clemson	70 68
												277	H	Delaware St.	109 69
												290	A	Pittsburgh	79 70
												290	H	Pittsburgh	70 59
												315	H	St. Francis Brooklyn	106 69
LAST 10 Division I															
104	A	Syracuse	88 81	100	H	Notre Dame	56 55	228	A	Clemson	70 68				
5	A	Louisville	48 68					104	H	Syracuse	79 89				
98	H	Miami (FL)	75 64					128	H	Wake Forest	67 54				
290	H	Pittsburgh	70 59					39	A	Florida St.	65 56				
139	H	North Carolina	93 75												

Non-Div I Games:

Boston College

■ Loss,
 ■ Non-Conf,
 ■ S Site,
 ■ Home
 ■ A Away
 N Neutral

Average RPI Win: 194	WON-LOST	WINNING	LAST 10	STRENGTH OF	OPP. STRENGTH	TEAM	ADJ.	CONF.	ADJ CONF.
Average RPI Loss: 137	RECORD	PCT. RANK	GAMES	SCHEDULE	OF SCHEDULE	RPI	RPI	RPI	RPI
DIV. I ONLY	16- 12	135	8-2	140	158	130	130	15	15
DIV. I NON-CONF.	5- 6	187	0	165	120	184	184	15	15
TOTALS	RPI 1-25	RPI 26-50	W-L RECORDS	RPI 51-100	RPI 101-150	RPI 150+			
16- 12	0- 0	0- 0	OVERALL	1- 3	4- 5	11- 4			
9- 5	0- 0	0- 0	HOME	1- 2	2- 3	6- 0			
7- 7	0- 0	0- 0	AWAY	0- 1	2- 2	5- 4			
0- 0	0- 0	0- 0	NEUTRAL	0- 0	0- 0	0- 0			
5- 6	0- 0	0- 0	NON-CONFERENCE	0- 2	0- 3	5- 1			
2- 4	0- 0	0- 0	HOME	0- 2	0- 2	2- 0			
3- 2	0- 0	0- 0	AWAY	0- 0	0- 1	3- 1			
0- 0	0- 0	0- 0	NEUTRAL	0- 0	0- 0	0- 0			
11- 6	0- 0	0- 0	CONFERENCE	1- 1	4- 2	6- 3			
7- 1	0- 0	0- 0	HOME	1- 0	2- 1	4- 0			
4- 5	0- 0	0- 0	AWAY	0- 1	2- 1	2- 3			
0- 0	0- 0	0- 0	NEUTRAL	0- 0	0- 0	0- 0			

RPI S	Opponent	Score	RPI S	Opponent	Score	RPI S	Opponent	Score	RPI S	Opponent	Score	Team's RPI: 130
						51	A Bucknell	53 55	101	A Colgate	60 58	
						51	H Bucknell	52 48	101	H Colgate	61 70	
						54	H Marist	75 89	123	A Holy Cross	62 51	
						65	H Boston College	57 88	123	H Holy Cross	76 70	
									126	H Harvard	39 66	
									131	A California	62 73	
									137	A Lehigh	34 51	
									137	H Lehigh	48 47	
									143	H Massachusetts	45 58	
									151	H Northeastern	72 56	
									158	A Lafayette	57 59	
									158	H Lafayette	47 40	
									165	A UC Davis	68 75	
									173	A Maine	62 49	
									174	H Dartmouth	74 56	
									198	A American	54 55	
									198	H American	59 44	
									266	A Loyola Maryland	41 39	
									266	H Loyola Maryland	44 42	
									267	A New Hampshire	78 64	
									279	A Army West Point	72 66	
									318	A Navy	41 46	
									318	H Navy	71 56	
									319	A Albany (NY)	60 58	
LAST 10 Division I												
			51	A Bucknell	53 55		101	A Colgate	60 58			
			137	H Lehigh	48 47		123	A Holy Cross	62 51			
			198	A American	54 55		51	H Bucknell	52 48			
			158	H Lafayette	47 40		266	A Loyola Maryland	41 39			
			318	H Navy	71 56		123	H Holy Cross	76 70			

Non-Div I Games:

Boston U.

■ Loss,
 ■ Non-Conf,
 ■ S Site,
 ■ H Home
 ■ A Away
 N Neutral

Bowling Green

Through Games Of March 3, 2020

Average RPI Win:	209	WON-LOST	WINNING	LAST 10	STRENGTH OF	OPP. STRENGTH	TEAM	ADJ.	CONF.	ADJ CONF.
Average RPI Loss:	133	RECORD	PCT. RANK	GAMES	SCHEDULE	OF SCHEDULE	RPI	RPI	RPI	RPI
DIV. I ONLY	7- 19	304	1-9	113	152	256	256	10	10	
DIV. I NON-CONF.	5- 5	164	0	189	260	151	151	10	10	
TOTALS	RPI 1-25	RPI 26-50	W-L RECORDS	RPI 51-100	RPI 101-150	RPI 150+				
7- 19	0- 1	0- 1	OVERALL	1- 2	1- 7	5- 8				
4- 7	0- 0	0- 0	HOME	1- 1	1- 2	2- 4				
2- 10	0- 1	0- 1	AWAY	0- 1	0- 4	2- 3				
1- 2	0- 0	0- 0	NEUTRAL	0- 0	0- 1	1- 1				
5- 5	0- 0	0- 1	NON-CONFERENCE	0- 0	0- 2	5- 2				
2- 0	0- 0	0- 0	HOME	0- 0	0- 0	2- 0				
2- 3	0- 0	0- 1	AWAY	0- 0	0- 1	2- 1				
1- 2	0- 0	0- 0	NEUTRAL	0- 0	0- 1	1- 1				
2- 14	0- 1	0- 0	CONFERENCE	1- 2	1- 5	0- 6				
2- 7	0- 0	0- 0	HOME	1- 1	1- 2	0- 4				
0- 7	0- 1	0- 0	AWAY	0- 1	0- 3	0- 2				
0- 0	0- 0	0- 0	NEUTRAL	0- 0	0- 0	0- 0				

RPI 1-25				RPI 26-50				RPI 51-100				RPI 101+ Team's RPI: 256			
RPI	S	Opponent	Score	RPI	S	Opponent	Score	RPI	S	Opponent	Score	RPI	S	Opponent	Score
16	A	Central Mich.	75 82	46	A	Purdue	74 81	59	H	Ball St.	80 86	102	A	Kent St.	47 61
								87	A	Ohio	69 79	102	H	Kent St.	86 96
								87	H	Ohio	82 68	120	N	Green Bay	54 73
												129	A	Buffalo	59 65
												129	H	Buffalo	56 62
												145	A	Western Mich.	55 69
												145	H	Western Mich.	72 63
												149	A	Valparaiso	90 95
												153	H	Akron	73 76
												161	A	Loyola Chicago	76 84
												175	A	Eastern Mich.	61 78
												175	H	Eastern Mich.	58 70
												180	A	Toledo	72 79
												188	H	Northern Ill.	87 92
												199	H	Cleveland St.	89 62
												204	N	San Francisco	56 64
												212	H	Miami (OH)	59 80
												219	A	Milwaukee	63 51
												244	A	Marshall	82 69
												281	H	Morehead St.	79 65
												291	N	California Baptist	98 60
LAST 10 Division I															
				102	H	Kent St.	86 96					175	H	Eastern Mich.	58 70
				87	H	Ohio	82 68					188	H	Northern Ill.	87 92
				129	H	Buffalo	56 62					102	A	Kent St.	47 61
				145	A	Western Mich.	55 69					212	H	Miami (OH)	59 80
				16	A	Central Mich.	75 82					87	A	Ohio	69 79

Non-Div I Games: Davis & Elkins 91 52 Notre Dame (OH) 88 54

Bowling Green

Loss, Non-Conf, S Site, H Home A Away N Neutral

Average RPI Win:	177	WON-LOST	WINNING	LAST 10	STRENGTH OF	OPP. STRENGTH	TEAM	ADJ.	CONF.	ADJ CONF.
Average RPI Loss:	51	RECORD	PCT. RANK	GAMES	SCHEDULE	OF SCHEDULE	RPI	RPI	RPI	RPI
DIV. I ONLY	19- 7	51	5-5	85	91	41	41	8	8	
DIV. I NON-CONF.	8- 2	51	0	277	159	94	94	7	7	
TOTALS	RPI 1-25	RPI 26-50	W-L RECORDS	RPI 51-100	RPI 101-150	RPI 150+				
19- 7	0- 2	1- 2	OVERALL	3- 2	4- 1	11- 0				
11- 1	0- 1	1- 0	HOME	2- 0	2- 0	6- 0				
5- 5	0- 1	0- 2	AWAY	1- 1	1- 1	3- 0				
3- 1	0- 0	0- 0	NEUTRAL	0- 1	1- 0	2- 0				
8- 2	0- 0	0- 1	NON-CONFERENCE	0- 1	1- 0	7- 0				
3- 0	0- 0	0- 0	HOME	0- 0	0- 0	3- 0				
2- 1	0- 0	0- 1	AWAY	0- 0	0- 0	2- 0				
3- 1	0- 0	0- 0	NEUTRAL	0- 1	1- 0	2- 0				
11- 5	0- 2	1- 1	CONFERENCE	3- 1	3- 1	4- 0				
8- 1	0- 1	1- 0	HOME	2- 0	2- 0	3- 0				
3- 4	0- 1	0- 1	AWAY	1- 1	1- 1	1- 0				
0- 0	0- 0	0- 0	NEUTRAL	0- 0	0- 0	0- 0				

RPI 1-25				RPI 26-50				Team's RPI: 41	RPI 51-100				RPI 101+			
RPI	S	Opponent	Score	RPI	S	Opponent	Score		RPI	S	Opponent	Score	RPI	S	Opponent	Score
9	A	Missouri St.	56 90	26	A	Drake	72 85		62	A	Illinois St.	66 62	103	A	Southern Ill.	50 64
9	H	Missouri St.	66 69	26	H	Drake	77 76		62	H	Illinois St.	76 61	103	H	Southern Ill.	61 57
				38	A	Michigan	57 77		76	A	UNI	57 64	121	N	Richmond	61 57
									76	H	UNI	61 47	149	A	Valparaiso	75 61
									99	N	Liberty	63 75	149	H	Valparaiso	90 69
													157	H	Jackson St.	78 69
													161	A	Loyola Chicago	60 47
													161	H	Loyola Chicago	71 50
													206	A	Western Ill.	84 49
													212	H	Miami (OH)	79 68
													248	N	George Mason	61 59
													268	H	North Dakota St.	70 64
													274	H	Indiana St.	91 75
													284	A	Oakland	74 58
													308	N	Eastern Wash.	66 46
													331	H	Evansville	82 51
LAST 10 Division I																
				9	H	Missouri St.	66 69		149	H	Valparaiso	90 69				
				103	H	Southern Ill.	61 57		62	A	Illinois St.	66 62				
				76	A	UNI	57 64		103	A	Southern Ill.	50 64				
				26	A	Drake	72 85		9	A	Missouri St.	56 90				
				161	H	Loyola Chicago	71 50		26	H	Drake	77 76				

Non-Div I Games: Eureka 101 39

Bradley

Average RPI Win:	251	WON-LOST	WINNING	LAST 10	STRENGTH OF	OPP. STRENGTH	TEAM	ADJ.	CONF.	ADJ CONF.
Average RPI Loss:	125	RECORD	PCT. RANK	GAMES	SCHEDULE	OF SCHEDULE	RPI	RPI	RPI	RPI
DIV. I ONLY	8- 17	282	2-8	108	188	205	205	7	7	
DIV. I NON-CONF.	6- 7	182	0	293	334	236	236	8	8	
TOTALS	RPI 1-25	RPI 26-50	W-L RECORDS	RPI 51-100	RPI 101-150	RPI 150+				
8- 17	0- 2	0- 0	OVERALL	0- 5	0- 5	8- 5				
2- 7	0- 1	0- 0	HOME	0- 2	0- 2	2- 2				
6- 9	0- 1	0- 0	AWAY	0- 3	0- 3	6- 2				
0- 1	0- 0	0- 0	NEUTRAL	0- 0	0- 0	0- 1				
6- 7	0- 0	0- 0	NON-CONFERENCE	0- 1	0- 2	6- 4				
1- 3	0- 0	0- 0	HOME	0- 0	0- 1	1- 2				
5- 3	0- 0	0- 0	AWAY	0- 1	0- 1	5- 1				
0- 1	0- 0	0- 0	NEUTRAL	0- 0	0- 0	0- 1				
2- 10	0- 2	0- 0	CONFERENCE	0- 4	0- 3	2- 1				
1- 4	0- 1	0- 0	HOME	0- 2	0- 1	1- 0				
1- 6	0- 1	0- 0	AWAY	0- 2	0- 2	1- 1				
0- 0	0- 0	0- 0	NEUTRAL	0- 0	0- 0	0- 0				

RPI 1-25				RPI 26-50				RPI 51-100				RPI 101+ Team's RPI: 205			
RPI	S	Opponent	Score	RPI	S	Opponent	Score	RPI	S	Opponent	Score	RPI	S	Opponent	Score
11	A	Princeton	39 81					52	A	Yale	72 79	108	A	Columbia	60 74
11	H	Princeton	48 85					52	H	Yale	40 73	108	H	Columbia	66 76
								67	A	Penn	60 74	123	H	Holy Cross	71 83
								67	H	Penn	73 85	126	A	Harvard	53 68
								68	A	South Fla.	60 70	143	A	Massachusetts	42 95
												173	H	Maine	76 70
												174	A	Dartmouth	83 71
												181	H	Merrimack	57 72
												187	A	Cornell	63 74
												187	H	Cornell	77 73
												215	N	Rhode Island	44 89
												232	A	Fairfield	58 44
												267	A	New Hampshire	76 68
												273	A	Longwood	76 86
												301	A	FIU	72 57
												326	A	Bryant	56 50
												326	H	Bryant	44 45
												346	A	Central Conn. St.	83 73
LAST 10 Division I															
67	A	Penn	60 74	67	H	Penn	73 85								
11	A	Princeton	39 81	126	A	Harvard	53 68								
187	H	Cornell	77 73	174	A	Dartmouth	83 71								
108	H	Columbia	66 76	108	A	Columbia	60 74								
11	H	Princeton	48 85	187	A	Cornell	63 74								

Non-Div I Games:

Brown

■ Loss,
 ■ Non-Conf,
 ■ S Site,
 ■ H Home
 ■ A Away
 N Neutral

Average RPI Win:	293	WON-LOST	WINNING	LAST 10	STRENGTH OF	OPP. STRENGTH	TEAM	ADJ.	CONF.	ADJ CONF.
Average RPI Loss:	224	RECORD	PCT. RANK	GAMES	SCHEDULE	OF SCHEDULE	RPI	RPI	RPI	RPI
DIV. I ONLY	9- 19	279	4-6	347	320	326	326	30	30	
DIV. I NON-CONF.	2- 9	304	0	331	198	338	338	30	30	
TOTALS	RPI 1-25	RPI 26-50	W-L RECORDS	RPI 51-100	RPI 101-150	RPI 150+				
9- 19	0- 0	0- 0	OVERALL	0- 1	1- 3	8- 15				
5- 9	0- 0	0- 0	HOME	0- 0	0- 1	5- 8				
4- 10	0- 0	0- 0	AWAY	0- 1	1- 2	3- 7				
0- 0	0- 0	0- 0	NEUTRAL	0- 0	0- 0	0- 0				
2- 9	0- 0	0- 0	NON-CONFERENCE	0- 1	0- 1	2- 7				
1- 4	0- 0	0- 0	HOME	0- 0	0- 0	1- 4				
1- 5	0- 0	0- 0	AWAY	0- 1	0- 1	1- 3				
0- 0	0- 0	0- 0	NEUTRAL	0- 0	0- 0	0- 0				
7- 10	0- 0	0- 0	CONFERENCE	0- 0	1- 2	6- 8				
4- 5	0- 0	0- 0	HOME	0- 0	0- 1	4- 4				
3- 5	0- 0	0- 0	AWAY	0- 0	1- 1	2- 4				
0- 0	0- 0	0- 0	NEUTRAL	0- 0	0- 0	0- 0				

RPI 1-25			RPI 26-50			RPI 51-100			RPI 101+			Team's RPI: 326
RPI	S	Opponent	Score	RPI	S	Opponent	Score	RPI	S	Opponent	Score	
						86 A Minnesota	56 101			117 A Robert Morris	39 69	
										123 A Holy Cross	75 87	
										141 A Mt. St. Mary's	72 67	
										141 H Mt. St. Mary's	70 76	
										181 A Merrimack	66 78	
										181 H Merrimack	53 61	
										184 H Providence	32 76	
										192 A Illinois	55 69	
										205 A Brown	45 44	
										205 H Brown	50 56	
										218 H UMass Lowell	35 55	
										267 H New Hampshire	56 68	
										275 A Saint Francis (PA)	58 64	
										275 H Saint Francis (PA)	60 63	
										279 A Army West Point	75 81	
										299 H Wagner	45 58	
										302 A Sacred Heart	48 52	
										302 H Sacred Heart	49 60	
										306 A Vermont	66 71	
										315 A St. Francis Brooklyn	77 80	
										315 H St. Francis Brooklyn	78 59	
										317 A Fairleigh Dickinson	57 45	
										317 H Fairleigh Dickinson	55 47	
										319 H Albany (NY)	68 55	
										335 H LIU Brooklyn	57 53	
										346 A Central Conn. St.	62 51	
LAST 10 Division I												
						302 H Sacred Heart	49 60			346 A Central Conn. St.	62 51	
						317 H Fairleigh Dickinson	55 47			315 H St. Francis Brooklyn	78 59	
						302 A Sacred Heart	48 52			346 H Central Conn. St.	59 47	
						315 A St. Francis Brooklyn	77 80			117 A Robert Morris	39 69	
						181 H Merrimack	53 61			275 A Saint Francis (PA)	58 64	

Non-Div I Games:

Bryant

■ Loss,
 ■ Non-Conf,
 ■ S Site,
 ■ H Home
 ■ A Away
 N Neutral

RPI	S	Opponent	Score
346	H	Central Conn. St.	59 47

B
r
y
a
n
t

B
r
y
a
n
t

Bryant

Bucknell

Through Games Of March 3, 2020

Average RPI Win: 198	WON-LOST	WINNING	LAST 10	STRENGTH OF	OPP. STRENGTH	TEAM	ADJ.	CONF.	ADJ CONF.
Average RPI Loss: 140	RECORD	PCT. RANK	GAMES	SCHEDULE	OF SCHEDULE	RPI	RPI	RPI	RPI
DIV. I ONLY	22- 6	31	8-2	174	163	51	51	15	15
DIV. I NON-CONF.	7- 4	100	0	164	179	98	98	15	15
TOTALS	RPI 1-25	RPI 26-50	W-L RECORDS	RPI 51-100	RPI 101-150	RPI 150+			
22- 6	0- 0	1- 0	OVERALL	1- 2	7- 2	13- 2			
12- 1	0- 0	1- 0	HOME	0- 0	4- 1	7- 0			
8- 5	0- 0	0- 0	AWAY	0- 2	3- 1	5- 2			
2- 0	0- 0	0- 0	NEUTRAL	1- 0	0- 0	1- 0			
7- 4	0- 0	1- 0	NON-CONFERENCE	1- 2	0- 1	5- 1			
3- 1	0- 0	1- 0	HOME	0- 0	0- 1	2- 0			
2- 3	0- 0	0- 0	AWAY	0- 2	0- 0	2- 1			
2- 0	0- 0	0- 0	NEUTRAL	1- 0	0- 0	1- 0			
15- 2	0- 0	0- 0	CONFERENCE	0- 0	7- 1	8- 1			
9- 0	0- 0	0- 0	HOME	0- 0	4- 0	5- 0			
6- 2	0- 0	0- 0	AWAY	0- 0	3- 1	3- 1			
0- 0	0- 0	0- 0	NEUTRAL	0- 0	0- 0	0- 0			

RPI 1-25			RPI 26-50			RPI 51-100			Team's RPI: 51			RPI 101+			
RPI	S	Opponent	Score	RPI	S	Opponent	Score	RPI	S	Opponent	Score	RPI	S	Opponent	Score
40	H	Drexel	60 49					56	A	Virginia	60 84	101	A	Colgate	76 65
								77	N	Cincinnati	56 48	101	H	Colgate	66 43
								81	A	Stony Brook	73 78	116	H	Temple	61 72
												123	A	Holy Cross	51 40
												123	H	Holy Cross	63 45
												130	A	Boston U.	48 52
												130	H	Boston U.	55 53
												137	A	Lehigh	71 50
												137	H	Lehigh	67 56
												158	H	Lafayette	50 36
												189	A	Quinnipiac	69 76
												198	A	American	60 57
												198	H	American	68 43
												248	A	George Mason	64 51
												265	N	Howard	70 60
												266	A	Loyola Maryland	50 60
												266	H	Loyola Maryland	66 42
												275	A	Saint Francis (PA)	70 46
												279	A	Army West Point	63 52
												279	H	Army West Point	77 46
												294	H	St. Bonaventure	68 60
												297	H	Monmouth	71 37
												318	A	Navy	61 34
												318	H	Navy	75 65
LAST 10 Division I															
130	H	Boston U.	55 53	318	H	Navy	75 65								
101	A	Colgate	76 65	266	H	Loyola Maryland	66 42								
137	H	Lehigh	67 56	130	A	Boston U.	48 52								
123	H	Holy Cross	63 45	279	H	Army West Point	77 46								
198	A	American	60 57	266	A	Loyola Maryland	50 60								

Non-Div I Games:

Bucknell

Loss, Non-Conf, S Site, H Home A Away N Neutral

Buffalo

Through Games Of March 3, 2020

Average RPI Win:	196	WON-LOST	WINNING	LAST 10	STRENGTH OF	OPP. STRENGTH	TEAM	ADJ.	CONF.	ADJ CONF.
Average RPI Loss:	111	RECORD	PCT. RANK	GAMES	SCHEDULE	OF SCHEDULE	RPI	RPI	RPI	RPI
DIV. I ONLY	16- 11	120	4-6	164	120	129	129	10	10	
DIV. I NON-CONF.	9- 2	37	0	203	174	53	53	10	10	
TOTALS	RPI 1-25	RPI 26-50	W-L RECORDS	RPI 51-100	RPI 101-150	RPI 150+				
16- 11	0- 2	2- 0	OVERALL	1- 3	2- 2	11- 4				
8- 5	0- 1	1- 0	HOME	0- 2	1- 0	6- 2				
6- 6	0- 1	0- 0	AWAY	1- 1	1- 2	4- 2				
2- 0	0- 0	1- 0	NEUTRAL	0- 0	0- 0	1- 0				
9- 2	0- 1	2- 0	NON-CONFERENCE	0- 0	1- 1	6- 0				
5- 0	0- 0	1- 0	HOME	0- 0	1- 0	3- 0				
2- 2	0- 1	0- 0	AWAY	0- 0	0- 1	2- 0				
2- 0	0- 0	1- 0	NEUTRAL	0- 0	0- 0	1- 0				
7- 9	0- 1	0- 0	CONFERENCE	1- 3	1- 1	5- 4				
3- 5	0- 1	0- 0	HOME	0- 2	0- 0	3- 2				
4- 4	0- 0	0- 0	AWAY	1- 1	1- 1	2- 2				
0- 0	0- 0	0- 0	NEUTRAL	0- 0	0- 0	0- 0				

RPI 1-25				RPI 26-50				RPI 51-100				RPI 101+ Team's RPI: 129			
RPI	S	Opponent	Score	RPI	S	Opponent	Score	RPI	S	Opponent	Score	RPI	S	Opponent	Score
8	A	Stanford	69 88	40	N	Drexel	63 59	59	A	Ball St.	65 69	102	A	Kent St.	57 44
16	H	Central Mich.	93 98	49	H	Dayton	67 59	59	H	Ball St.	58 69	108	H	Columbia	82 75
								87	A	Ohio	63 62	145	A	Western Mich.	62 74
								87	H	Ohio	65 76	147	A	San Jose St.	88 95
												153	H	Akron	63 69
												174	H	Dartmouth	73 49
												175	H	Eastern Mich.	66 63
												180	A	Toledo	59 71
												180	H	Toledo	62 78
												188	A	Northern Ill.	63 64
												198	N	American	73 55
												212	A	Miami (OH)	86 72
												212	H	Miami (OH)	88 72
												256	A	Bowling Green	62 56
												256	H	Bowling Green	65 59
												282	A	Niagara	81 67
												294	A	St. Bonaventure	46 36
												338	H	Canisius	71 55
												346	H	Central Conn. St.	61 56
LAST 10 Division I															
				87	A	Ohio	63 62					145	A	Western Mich.	62 74
				212	H	Miami (OH)	88 72					180	H	Toledo	62 78
				256	A	Bowling Green	62 56					188	A	Northern Ill.	63 64
				153	H	Akron	63 69					16	H	Central Mich.	93 98
				59	H	Ball St.	58 69					102	A	Kent St.	57 44

Non-Div I Games:

Buffalo

■ Loss,
 ■ Non-Conf, S Site,
 ■ Home
 ■ Away
 N Neutral

Average RPI Win:	178	WON-LOST	WINNING	LAST 10	STRENGTH OF	OPP. STRENGTH	TEAM	ADJ.	CONF.	ADJ CONF.
Average RPI Loss:	48	RECORD	PCT. RANK	GAMES	SCHEDULE	OF SCHEDULE	RPI	RPI	RPI	RPI
DIV. I ONLY	19- 10	82	6-4	115	72	93	93	6	6	
DIV. I NON-CONF.	8- 3	68	0	192	136	117	117	6	6	
TOTALS	RPI 1-25	RPI 26-50	W-L RECORDS	RPI 51-100	RPI 101-150	RPI 150+				
19- 10	0- 3	3- 1	OVERALL	4- 6	0- 0	12- 0				
13- 4	0- 2	2- 0	HOME	2- 2	0- 0	9- 0				
5- 5	0- 1	1- 1	AWAY	1- 3	0- 0	3- 0				
1- 1	0- 0	0- 0	NEUTRAL	1- 1	0- 0	0- 0				
8- 3	0- 1	0- 0	NON-CONFERENCE	2- 2	0- 0	6- 0				
7- 1	0- 1	0- 0	HOME	1- 0	0- 0	6- 0				
0- 1	0- 0	0- 0	AWAY	0- 1	0- 0	0- 0				
1- 1	0- 0	0- 0	NEUTRAL	1- 1	0- 0	0- 0				
11- 7	0- 2	3- 1	CONFERENCE	2- 4	0- 0	6- 0				
6- 3	0- 1	2- 0	HOME	1- 2	0- 0	3- 0				
5- 4	0- 1	1- 1	AWAY	1- 2	0- 0	3- 0				
0- 0	0- 0	0- 0	NEUTRAL	0- 0	0- 0	0- 0				

RPI 1-25				RPI 26-50				RPI 51-100 Team's RPI: 93				RPI 101+			
RPI	S	Opponent	Score	RPI	S	Opponent	Score	RPI	S	Opponent	Score	RPI	S	Opponent	Score
15	H	Indiana	53 64	28	A	Marquette	54 76	59	A	Ball St.	70 74	153	H	Akron	76 55
19	A	DePaul	60 89	28	H	Marquette	61 55	64	A	St. John's (NY)	80 85	171	H	High Point	74 52
19	H	DePaul	65 80	45	A	Creighton	73 67	64	H	St. John's (NY)	42 67	184	A	Providence	50 47
				45	H	Creighton	76 61	70	N	Georgia	36 69	184	H	Providence	51 42
								73	A	Seton Hall	53 66	241	A	Georgetown	47 46
								73	H	Seton Hall	62 67	241	H	Georgetown	60 42
								74	H	IUPUI	64 61	262	A	Xavier	78 70
								75	A	Villanova	58 41	262	H	Xavier	63 61
								75	H	Villanova	63 61	286	H	Eastern Ky.	73 41
								87	N	Ohio	60 55	299	H	Wagner	74 58
												332	H	Detroit Mercy	82 60
												339	H	Purdue Fort Wayne	85 58
LAST 10 Division I															
73	A	Seton Hall	53 66	19	A	DePaul	60 89								
64	A	St. John's (NY)	80 85	75	H	Villanova	63 61								
184	H	Providence	51 42	241	H	Georgetown	60 42								
45	H	Creighton	76 61	262	H	Xavier	63 61								
28	A	Marquette	54 76	45	A	Creighton	73 67								

Non-Div I Games:

Butler

■ Loss,
 ■ Non-Conf,
 ■ S Site,
 ■ H Home
 ■ A Away
 N Neutral

CSU Bakersfield

Through Games Of March 3, 2020

Average RPI Win:	259	WON-LOST	WINNING	LAST 10	STRENGTH OF	OPP. STRENGTH	TEAM	ADJ.	CONF.	ADJ CONF.
Average RPI Loss:	229	RECORD	PCT. RANK	GAMES	SCHEDULE	OF SCHEDULE	RPI	RPI	RPI	RPI
DIV. I ONLY	12- 13	189	3-7	293	327	251	251	31	31	
DIV. I NON-CONF.	5- 5	164	0	110	190	136	136	32	32	
TOTALS	RPI 1-25	RPI 26-50	W-L RECORDS	RPI 51-100	RPI 101-150	RPI 150+				
12- 13	0- 2	0- 0	OVERALL	0- 0	2- 1	10- 10				
8- 4	0- 0	0- 0	HOME	0- 0	2- 0	6- 4				
4- 9	0- 2	0- 0	AWAY	0- 0	0- 1	4- 6				
0- 0	0- 0	0- 0	NEUTRAL	0- 0	0- 0	0- 0				
5- 5	0- 2	0- 0	NON-CONFERENCE	0- 0	2- 1	3- 2				
5- 0	0- 0	0- 0	HOME	0- 0	2- 0	3- 0				
0- 5	0- 2	0- 0	AWAY	0- 0	0- 1	0- 2				
0- 0	0- 0	0- 0	NEUTRAL	0- 0	0- 0	0- 0				
7- 8	0- 0	0- 0	CONFERENCE	0- 0	0- 0	7- 8				
3- 4	0- 0	0- 0	HOME	0- 0	0- 0	3- 4				
4- 4	0- 0	0- 0	AWAY	0- 0	0- 0	4- 4				
0- 0	0- 0	0- 0	NEUTRAL	0- 0	0- 0	0- 0				

RPI 1-25				RPI 26-50				RPI 51-100				RPI 101+				Team's RPI: 251
RPI	S	Opponent	Score	RPI	S	Opponent	Score	RPI	S	Opponent	Score	RPI	S	Opponent	Score	
10	A	Gonzaga	48 92									125	A	Washington	49 80	
18	A	Oregon St.	50 69									135	H	Pacific	80 70	
												147	H	San Jose St.	75 71	
												155	A	Wright St.	60 65	
												211	A	UMKC	43 58	
												211	H	UMKC	70 60	
												240	A	Grand Canyon	59 54	
												247	H	North Texas	61 52	
												264	H	UC Santa Barbara	66 62	
												291	A	California Baptist	66 61	
												291	H	California Baptist	53 55	
												295	A	Utah Valley	55 53	
												295	H	Utah Valley	56 63	
												298	A	UTRGV	65 74	
												298	H	UTRGV	52 66	
												304	A	UC Riverside	52 53	
												305	H	N.C. Central	80 71	
												309	A	Seattle U	57 63	
												309	H	Seattle U	55 43	
												312	A	New Mexico St.	62 67	
												312	H	New Mexico St.	60 59	
												349	A	Chicago St.	58 51	
												349	H	Chicago St.	58 60	
LAST 10 Division I																
				312	A	New Mexico St.	62 67	349	A	Chicago St.	58 51					
				298	A	UTRGV	65 74	291	H	California Baptist	53 55					
				309	H	Seattle U	55 43	298	H	UTRGV	52 66					
				295	H	Utah Valley	56 63	312	H	New Mexico St.	60 59					
				211	A	UMKC	43 58	309	A	Seattle U	57 63					

Non-Div I Games: Westcliff 100 44 Fresno Pacific 95 64 Cal St. Dom. Hills 83 74

CSU Bakersfield

Loss, Non-Conf, S Site, H Home A Away N Neutral

[illegible]

Non-Div I Games:	Hope Int'l	77	54
------------------	------------	----	----

Cal Poly

Through Games Of March 3, 2020

Average RPI Win:	287	WON-LOST	WINNING	LAST 10	STRENGTH OF	OPP. STRENGTH	TEAM	ADJ.	CONF.	ADJ CONF.
Average RPI Loss:	197	RECORD	PCT. RANK	GAMES	SCHEDULE	OF SCHEDULE	RPI	RPI	RPI	RPI
DIV. I ONLY	8- 17	282	5-5	273	288	310	310	28	28	
DIV. I NON-CONF.	2- 8	295	0	199	203	308	308	26	26	
TOTALS	RPI 1-25	RPI 26-50	W-L RECORDS	RPI 51-100	RPI 101-150	RPI 150+				
8- 17	0- 1	0- 1	OVERALL	0- 1	0- 0	8- 14				
6- 7	0- 1	0- 0	HOME	0- 1	0- 0	6- 5				
2- 10	0- 0	0- 1	AWAY	0- 0	0- 0	2- 9				
0- 0	0- 0	0- 0	NEUTRAL	0- 0	0- 0	0- 0				
2- 8	0- 1	0- 1	NON-CONFERENCE	0- 1	0- 0	2- 5				
2- 3	0- 1	0- 0	HOME	0- 1	0- 0	2- 1				
0- 5	0- 0	0- 1	AWAY	0- 0	0- 0	0- 4				
0- 0	0- 0	0- 0	NEUTRAL	0- 0	0- 0	0- 0				
6- 9	0- 0	0- 0	CONFERENCE	0- 0	0- 0	6- 9				
4- 4	0- 0	0- 0	HOME	0- 0	0- 0	4- 4				
2- 5	0- 0	0- 0	AWAY	0- 0	0- 0	2- 5				
0- 0	0- 0	0- 0	NEUTRAL	0- 0	0- 0	0- 0				

RPI 1-25				RPI 26-50				RPI 51-100				RPI 101+ Team's RPI: 310			
RPI	S	Opponent	Score	RPI	S	Opponent	Score	RPI	S	Opponent	Score	RPI	S	Opponent	Score
23	H	Old Dominion	55 61	30	A	Arizona St.	41 66	61	H	Fresno St.	52 79	165	A	UC Davis	58 71
												165	H	UC Davis	36 42
												194	A	Pepperdine	53 63
												197	A	Saint Mary's (CA)	67 84
												207	H	Hawaii	46 59
												216	A	Cal St. Fullerton	64 65
												216	H	Cal St. Fullerton	60 67
												229	A	Denver	66 96
												231	A	Nevada	40 71
												263	H	Lamar University	57 56
												264	A	UC Santa Barbara	50 52
												264	H	UC Santa Barbara	56 52
												276	A	UC Irvine	51 54
												276	H	UC Irvine	57 68
												283	A	CSUN	52 41
												283	H	CSUN	53 43
												292	A	Long Beach St.	69 72
												292	H	Long Beach St.	61 41
												303	H	Sacramento St.	62 43
												304	A	UC Riverside	62 52
												304	H	UC Riverside	75 70
												309	H	Seattle U	49 72
LAST 10 Division I															
283	H	CSUN	53 43	165	A	UC Davis	58 71								
264	H	UC Santa Barbara	56 52	292	H	Long Beach St.	61 41								
276	A	UC Irvine	51 54	207	H	Hawaii	46 59								
304	A	UC Riverside	62 52	283	A	CSUN	52 41								
216	H	Cal St. Fullerton	60 67	216	A	Cal St. Fullerton	64 65								

Non-Div I Games: Holy Names 100 35

Cal Poly

■ Loss,
 ■ Non-Conf,
 ■ S Site,
 ■ H Home
 ■ A Away
 N Neutral

Average RPI Win:	260	WON-LOST	WINNING	LAST 10	STRENGTH OF	OPP. STRENGTH	TEAM	ADJ.	CONF.	ADJ CONF.
Average RPI Loss:	221	RECORD	PCT. RANK	GAMES	SCHEDULE	OF SCHEDULE	RPI	RPI	RPI	RPI
DIV. I ONLY	16- 11	120	6-4	331	285	216	216	28	28	
DIV. I NON-CONF.	8- 5	117	0	296	283	182	182	26	26	
TOTALS	RPI 1-25	RPI 26-50	W-L RECORDS	RPI 51-100	RPI 101-150	RPI 150+				
16- 11	0- 0	0- 0	OVERALL	0- 0	1- 0	15- 11				
8- 5	0- 0	0- 0	HOME	0- 0	0- 0	8- 5				
8- 6	0- 0	0- 0	AWAY	0- 0	1- 0	7- 6				
0- 0	0- 0	0- 0	NEUTRAL	0- 0	0- 0	0- 0				
8- 5	0- 0	0- 0	NON-CONFERENCE	0- 0	1- 0	7- 5				
4- 2	0- 0	0- 0	HOME	0- 0	0- 0	4- 2				
4- 3	0- 0	0- 0	AWAY	0- 0	1- 0	3- 3				
0- 0	0- 0	0- 0	NEUTRAL	0- 0	0- 0	0- 0				
8- 6	0- 0	0- 0	CONFERENCE	0- 0	0- 0	8- 6				
4- 3	0- 0	0- 0	HOME	0- 0	0- 0	4- 3				
4- 3	0- 0	0- 0	AWAY	0- 0	0- 0	4- 3				
0- 0	0- 0	0- 0	NEUTRAL	0- 0	0- 0	0- 0				

RPI 1-25			RPI 26-50			RPI 51-100			RPI 101+			Team's RPI: 216
RPI	S	Opponent	Score	RPI	S	Opponent	Score	RPI	S	Opponent	Score	
								112	A	San Diego	72	67
								159	H	Montana	69	71
								165	A	UC Davis	71	61
								165	H	UC Davis	61	72
								176	A	Southern Utah	63	79
								179	H	Delaware	55	72
								204	A	San Francisco	63	71
								207	A	Hawaii	72	79
								207	H	Hawaii	70	64
								220	A	UNLV	64	58
								239	A	San Diego St.	45	55
								240	A	Grand Canyon	80	70
								264	A	UC Santa Barbara	70	68
								264	H	UC Santa Barbara	66	75
								270	H	Air Force	79	70
								276	A	UC Irvine	75	82
								278	H	Utah St.	83	62
								283	A	CSUN	57	63
								283	H	CSUN	50	57
								287	A	LMU (CA)	79	74
								291	H	California Baptist	97	93
								292	H	Long Beach St.	69	65
								304	A	UC Riverside	68	45
								304	H	UC Riverside	71	61
								309	H	Seattle U	81	63
								310	A	Cal Poly	67	60
LAST 10 Division I												
				207	H	Hawaii	70	64				
				304	A	UC Riverside	68	45				
				283	H	CSUN	50	57				
				165	A	UC Davis	71	61				
				310	A	Cal Poly	67	60				
				276	A	UC Irvine	75	82				
				304	H	UC Riverside	71	61				
				165	H	UC Davis	61	72				
				310	H	Cal Poly	65	64				
				264	H	UC Santa Barbara	66	75				

Non-Div I Games:

Cal St. Fullerton

■ Loss,
 ■ Non-Conf,
 ■ S Site,
 ■ Home
 ■ A Away
 N Neutral

RPI	S	Opponent	Score
310	H	Cal Poly	65 64

Cal St. Fullerton

t
o
n

C
a
l
S
t
.
F
u
l
l
e
r
t
o
n

C
a
l
S
t
.
F
u
l
l
e
r
t
o
n

California

Through Games Of March 3, 2020

Average RPI Win:	182	WON-LOST	WINNING	LAST 10	STRENGTH OF	OPP. STRENGTH	TEAM	ADJ.	CONF.	ADJ CONF.
Average RPI Loss:	53	RECORD	PCT. RANK	GAMES	SCHEDULE	OF SCHEDULE	RPI	RPI	RPI	RPI
DIV. I ONLY	11- 18	246	3-7	23	22	131	131	1	1	
DIV. I NON-CONF.	8- 3	68	0	92	195	66	66	1	1	
TOTALS	RPI 1-25	RPI 26-50	W-L RECORDS	RPI 51-100	RPI 101-150	RPI 150+				
11- 18	0- 9	2- 1	OVERALL	0- 3	3- 5	6- 0				
7- 10	0- 5	1- 0	HOME	0- 2	1- 3	5- 0				
4- 8	0- 4	1- 1	AWAY	0- 1	2- 2	1- 0				
0- 0	0- 0	0- 0	NEUTRAL	0- 0	0- 0	0- 0				
8- 3	0- 2	1- 0	NON-CONFERENCE	0- 0	1- 1	6- 0				
7- 1	0- 1	1- 0	HOME	0- 0	1- 0	5- 0				
1- 2	0- 1	0- 0	AWAY	0- 0	0- 1	1- 0				
0- 0	0- 0	0- 0	NEUTRAL	0- 0	0- 0	0- 0				
3- 15	0- 7	1- 1	CONFERENCE	0- 3	2- 4	0- 0				
0- 9	0- 4	0- 0	HOME	0- 2	0- 3	0- 0				
3- 6	0- 3	1- 1	AWAY	0- 1	2- 1	0- 0				
0- 0	0- 0	0- 0	NEUTRAL	0- 0	0- 0	0- 0				

RPI S	Opponent	Score	RPI S	Opponent	Score	RPI S	Opponent	Score	RPI S	Opponent	Score	Team's RPI: 131
2	A Oregon	55 105	27	A Arizona	55 54	84	A Colorado	57 64	107	A Washington St.	66 92	
2	H Oregon	61 93	30	A Arizona St.	54 77	84	H Colorado	50 62	107	H Washington St.	75 96	
6	A UConn	61 72	33	H Arkansas	84 80	85	H Southern California	67 75	114	A Utah	88 74	
8	A Stanford	40 73							114	H Utah	62 71	
8	H Stanford	65 79							125	A Washington	81 74	
13	H UCLA	70 74							125	H Washington	64 67	
18	A Oregon St.	44 81							126	A Harvard	53 56	
18	H Oregon St.	63 76							130	H Boston U.	73 62	
25	H Kentucky	61 63							195	H Santa Clara	69 65	
									239	A San Diego St.	74 48	
									240	H Grand Canyon	72 53	
									292	H Long Beach St.	68 45	
									304	H UC Riverside	84 61	
									305	H N.C. Central	90 69	
LAST 10 Division I												
27	A Arizona	55 54	84	A Colorado	57 64							
30	A Arizona St.	54 77	13	H UCLA	70 74							
18	H Oregon St.	63 76	85	H Southern California	67 75							
2	H Oregon	61 93	125	A Washington	81 74							
114	A Utah	88 74	107	A Washington St.	66 92							

Non-Div I Games:

California

Loss, Non-Conf, S Site, H Home A Away N Neutral

Average RPI Win:	269	WON-LOST	WINNING	LAST 10	STRENGTH OF	OPP. STRENGTH	TEAM	ADJ.	CONF.	ADJ CONF.
Average RPI Loss:	240	RECORD	PCT. RANK	GAMES	SCHEDULE	OF SCHEDULE	RPI	RPI	RPI	RPI
DIV. I ONLY	11- 15	221	5-5	315	342	291	291	31	31	
DIV. I NON-CONF.	6- 6	164	0	226	318	233	233	32	32	
TOTALS	RPI 1-25	RPI 26-50	W-L RECORDS	RPI 51-100	RPI 101-150	RPI 150+				
11- 15	0- 1	0- 0	OVERALL	0- 0	0- 0	11- 14				
7- 5	0- 0	0- 0	HOME	0- 0	0- 0	7- 5				
4- 7	0- 0	0- 0	AWAY	0- 0	0- 0	4- 7				
0- 3	0- 1	0- 0	NEUTRAL	0- 0	0- 0	0- 2				
6- 6	0- 1	0- 0	NON-CONFERENCE	0- 0	0- 0	6- 5				
5- 1	0- 0	0- 0	HOME	0- 0	0- 0	5- 1				
1- 2	0- 0	0- 0	AWAY	0- 0	0- 0	1- 2				
0- 3	0- 1	0- 0	NEUTRAL	0- 0	0- 0	0- 2				
5- 9	0- 0	0- 0	CONFERENCE	0- 0	0- 0	5- 9				
2- 4	0- 0	0- 0	HOME	0- 0	0- 0	2- 4				
3- 5	0- 0	0- 0	AWAY	0- 0	0- 0	3- 5				
0- 0	0- 0	0- 0	NEUTRAL	0- 0	0- 0	0- 0				

RPI	S	Opponent	Score	RPI	S	Opponent	Score	RPI	S	Opponent	Score	RPI	S	Opponent	Score	Team's RPI: 291
8	N	Stanford	78 83									160	A	Idaho St.	74 68	
												162	H	Northern Ariz.	98 79	
												209	N	Houston	75 96	
												211	A	UMKC	65 75	
												211	H	UMKC	81 83	
												216	A	Cal St. Fullerton	93 97	
												239	H	San Diego St.	68 80	
												240	A	Grand Canyon	66 72	
												240	H	Grand Canyon	58 62	
												242	H	Alabama A&M	60 55	
												251	A	CSU Bakersfield	55 53	
												251	H	CSU Bakersfield	61 66	
												256	N	Bowling Green	60 98	
												264	H	UC Santa Barbara	85 81	
												283	H	CSUN	64 56	
												292	H	Long Beach St.	79 70	
												295	A	Utah Valley	57 74	
												295	H	Utah Valley	80 67	
												298	A	UTRGV	68 87	
												304	A	UC Riverside	64 80	
												309	A	Seattle U	90 79	
												309	H	Seattle U	49 83	
												312	A	New Mexico St.	56 57	
												349	A	Chicago St.	80 65	
												349	H	Chicago St.	103 68	
LAST 10 Division I																
												309	A	Seattle U	90 79	
												295	A	Utah Valley	57 74	
												349	H	Chicago St.	103 68	
												211	H	UMKC	81 83	
												240	A	Grand Canyon	66 72	
												251	A	CSU Bakersfield	55 53	
												309	H	Seattle U	49 83	
												295	H	Utah Valley	80 67	
												211	A	UMKC	65 75	
												349	A	Chicago St.	80 65	

Non-Div I Games: Ottawa (AZ) 103 75 Westcliff 108 43 LIFE Pacific 93 48

California Baptist

Loss, Non-Conf, S Site, H Home A Away N Neutral

Average RPI Win:	254	WON-LOST	WINNING	LAST 10	STRENGTH OF	OPP. STRENGTH	TEAM	ADJ.	CONF.	ADJ CONF.
Average RPI Loss:	203	RECORD	PCT. RANK	GAMES	SCHEDULE	OF SCHEDULE	RPI	RPI	RPI	RPI
DIV. I ONLY	19- 6	33	9-1	316	315	118	118	25	25	
DIV. I NON-CONF.	3- 4	201	0	286	289	224	224	27	27	
TOTALS	RPI 1-25	RPI 26-50	W-L RECORDS	RPI 51-100	RPI 101-150	RPI 150+				
19- 6	0- 1	0- 0	OVERALL	0- 0	2- 1	17- 4				
10- 1	0- 0	0- 0	HOME	0- 0	1- 0	9- 1				
9- 5	0- 1	0- 0	AWAY	0- 0	1- 1	8- 3				
0- 0	0- 0	0- 0	NEUTRAL	0- 0	0- 0	0- 0				
3- 4	0- 1	0- 0	NON-CONFERENCE	0- 0	1- 1	2- 2				
2- 0	0- 0	0- 0	HOME	0- 0	1- 0	1- 0				
1- 4	0- 1	0- 0	AWAY	0- 0	0- 1	1- 2				
0- 0	0- 0	0- 0	NEUTRAL	0- 0	0- 0	0- 0				
16- 2	0- 0	0- 0	CONFERENCE	0- 0	1- 0	15- 2				
8- 1	0- 0	0- 0	HOME	0- 0	0- 0	8- 1				
8- 1	0- 0	0- 0	AWAY	0- 0	1- 0	7- 1				
0- 0	0- 0	0- 0	NEUTRAL	0- 0	0- 0	0- 0				

RPI 1-25				RPI 26-50				RPI 51-100				RPI 101+ Team's RPI: 118			
RPI	S	Opponent	Score	RPI	S	Opponent	Score	RPI	S	Opponent	Score	RPI	S	Opponent	Score
23	A	Old Dominion	44 59									128	A	Wake Forest	46 74
												136	H	UNC Greensboro	72 64
												146	A	Hampton	68 31
												171	A	High Point	68 66
												171	H	High Point	73 36
												178	H	Gardner-Webb	48 44
												190	A	Radford	43 32
												190	H	Radford	42 48
												225	H	Kennesaw St.	63 51
												250	A	UNC Asheville	52 60
												250	H	UNC Asheville	59 52
												259	A	Winthrop	61 58
												259	H	Winthrop	63 47
												273	A	Longwood	70 55
												273	H	Longwood	81 76
												305	A	N.C. Central	64 67
												307	A	Presbyterian	53 47
												307	H	Presbyterian	56 42
												324	A	Hofstra	55 58
												328	A	USC Upstate	80 72
												328	H	USC Upstate	50 38
												342	A	Western Caro.	61 40
												343	A	Charleston So.	43 42
												343	H	Charleston So.	61 36
LAST 10 Division I															
				307	H	Presbyterian	56 42					171	A	High Point	68 66
				343	A	Charleston So.	43 42					250	H	UNC Asheville	59 52
				273	H	Longwood	81 76					328	A	USC Upstate	80 72
				259	A	Winthrop	61 58					190	A	Radford	43 32
				190	H	Radford	42 48					343	H	Charleston So.	61 36

Non-Div I Games: St. Andrews 122 56 Bluefield Col. 65 41

Campbell

■ Loss,
 ■ Non-Conf, S Site,
 ■ Home
 ■ Away
 N Neutral

Average RPI Win:	280	WON-LOST	WINNING	LAST 10	STRENGTH OF	OPP. STRENGTH	TEAM	ADJ.	CONF.	ADJ CONF.
Average RPI Loss:	210	RECORD	PCT. RANK	GAMES	SCHEDULE	OF SCHEDULE	RPI	RPI	RPI	RPI
DIV. I ONLY	5- 23	324	3-7	297	281	338	338	24	24	
DIV. I NON-CONF.	1- 8	322	0	325	262	346	346	25	25	
TOTALS	RPI 1-25	RPI 26-50	W-L RECORDS	RPI 51-100	RPI 101-150	RPI 150+				
5- 23	0- 0	0- 0	OVERALL	0- 4	0- 2	5- 17				
4- 8	0- 0	0- 0	HOME	0- 2	0- 1	4- 5				
1- 14	0- 0	0- 0	AWAY	0- 2	0- 1	1- 11				
0- 1	0- 0	0- 0	NEUTRAL	0- 0	0- 0	0- 1				
1- 8	0- 0	0- 0	NON-CONFERENCE	0- 0	0- 2	1- 6				
1- 2	0- 0	0- 0	HOME	0- 0	0- 1	1- 1				
0- 5	0- 0	0- 0	AWAY	0- 0	0- 1	0- 4				
0- 1	0- 0	0- 0	NEUTRAL	0- 0	0- 0	0- 1				
4- 15	0- 0	0- 0	CONFERENCE	0- 4	0- 0	4- 11				
3- 6	0- 0	0- 0	HOME	0- 2	0- 0	3- 4				
1- 9	0- 0	0- 0	AWAY	0- 2	0- 0	1- 7				
0- 0	0- 0	0- 0	NEUTRAL	0- 0	0- 0	0- 0				

RPI S	Opponent	Score	RPI S	Opponent	Score	RPI S	Opponent	Score	RPI S	Opponent	Score	Team's RPI: 338
						54	A Marist	72 86	101	H Colgate	69 90	
						54	H Marist	59 90	129	A Buffalo	55 71	
						91	A Rider	48 87	180	A Toledo	65 83	
						91	H Rider	57 70	185	A Manhattan	50 68	
									185	H Manhattan	56 63	
									189	A Quinnipiac	71 74	
									226	A Stetson	52 68	
									232	A Fairfield	70 72	
									232	H Fairfield	70 63	
									246	N Appalachian St.	57 74	
									249	A Iona	72 78	
									249	H Iona	57 60	
									257	A Youngstown St.	59 87	
									280	A Siena	43 72	
									280	H Siena	63 68	
									282	A Niagara	62 81	
									282	H Niagara	78 56	
									294	H St. Bonaventure	84 82	
									297	A Monmouth	71 62	
									297	H Monmouth	54 53	
									306	A Vermont	53 76	
									319	H Albany (NY)	53 70	
									323	A Saint Peter's	58 67	
									323	H Saint Peter's	68 86	
LAST 10 Division I												
			91	A Rider	48 87	323	A Saint Peter's	58 67				
			249	A Iona	72 78	54	A Marist	72 86				
			282	H Niagara	78 56	232	H Fairfield	70 63				
			297	H Monmouth	54 53	249	H Iona	57 60				
			185	H Manhattan	56 63	280	A Siena	43 72				

Non-Div I Games:

Canisius

■ Loss,
 ■ Non-Conf,
 ■ S Site,
 ■ H Home
 ■ A Away
 N Neutral

Central Ark.

Through Games Of March 3, 2020

Average RPI Win:	286	WON-LOST	WINNING	LAST 10	STRENGTH OF	OPP. STRENGTH	TEAM	ADJ.	CONF.	ADJ CONF.
Average RPI Loss:	139	RECORD	PCT. RANK	GAMES	SCHEDULE	OF SCHEDULE	RPI	RPI	RPI	RPI
DIV. I ONLY	8- 16	273	3-7	152	282	236	236	23	23	
DIV. I NON-CONF.	1- 5	313	0	38	168	231	231	24	24	
TOTALS	RPI 1-25	RPI 26-50	W-L RECORDS	RPI 51-100	RPI 101-150	RPI 150+				
8- 16	0- 1	0- 0	OVERALL	0- 6	0- 2	8- 7				
4- 5	0- 0	0- 0	HOME	0- 2	0- 1	4- 2				
4- 11	0- 1	0- 0	AWAY	0- 4	0- 1	4- 5				
0- 0	0- 0	0- 0	NEUTRAL	0- 0	0- 0	0- 0				
1- 5	0- 1	0- 0	NON-CONFERENCE	0- 1	0- 0	1- 3				
1- 0	0- 0	0- 0	HOME	0- 0	0- 0	1- 0				
0- 5	0- 1	0- 0	AWAY	0- 1	0- 0	0- 3				
0- 0	0- 0	0- 0	NEUTRAL	0- 0	0- 0	0- 0				
7- 11	0- 0	0- 0	CONFERENCE	0- 5	0- 2	7- 4				
3- 5	0- 0	0- 0	HOME	0- 2	0- 1	3- 2				
4- 6	0- 0	0- 0	AWAY	0- 3	0- 1	4- 2				
0- 0	0- 0	0- 0	NEUTRAL	0- 0	0- 0	0- 0				

RPI 1-25				RPI 26-50				RPI 51-100				RPI 101+ Team's RPI: 236			
RPI	S	Opponent	Score	RPI	S	Opponent	Score	RPI	S	Opponent	Score	RPI	S	Opponent	Score
17	A	Texas A&M	46 76					58	A	Tennessee	36 63	150	A	Sam Houston St.	58 73
								80	A	A&M-Corpus Christi	47 67	150	H	Sam Houston St.	54 72
								90	A	Abilene Christian	71 93	157	H	Jackson St.	57 54
								90	H	Abilene Christian	64 74	166	A	Tulane	38 65
								95	A	SFA	41 102	172	A	New Orleans	73 85
								95	H	SFA	37 58	172	H	New Orleans	37 49
												182	A	Northern Ky.	56 72
												202	A	Little Rock	48 63
												237	A	Southeastern La.	42 63
												258	A	Incarnate Word	47 37
												260	A	Nicholls St.	53 46
												260	H	Nicholls St.	58 67
												263	H	Lamar University	53 29
												321	H	Houston Baptist	63 39
												336	A	Northwestern St.	51 44
												345	A	McNeese	70 57
												345	H	McNeese	70 49
LAST 10 Division I															
90	A	Abilene Christian	71 93	345	H	McNeese	70 49								
260	H	Nicholls St.	58 67	263	H	Lamar University	53 29								
95	H	SFA	37 58	336	A	Northwestern St.	51 44								
150	A	Sam Houston St.	58 73	237	A	Southeastern La.	42 63								
172	A	New Orleans	73 85	90	H	Abilene Christian	64 74								

Non-Div I Games: Hendrix 104 28 Central Baptist 66 43 Crowley's Ridge 82 26

Central Ark.

Loss, Non-Conf, S Site, H Home A Away N Neutral

Average RPI Win:	326	WON-LOST	WINNING	LAST 10	STRENGTH OF	OPP. STRENGTH	TEAM	ADJ.	CONF.	ADJ CONF.
Average RPI Loss:	229	RECORD	PCT. RANK	GAMES	SCHEDULE	OF SCHEDULE	RPI	RPI	RPI	RPI
DIV. I ONLY	3- 25	339	2-8	329	336	346	346	30	30	
DIV. I NON-CONF.	1- 10	329	0	302	256	333	333	30	30	
TOTALS	RPI 1-25	RPI 26-50	W-L RECORDS	RPI 51-100	RPI 101-150	RPI 150+				
3- 25	0- 0	0- 1	OVERALL	0- 0	0- 6	3- 18				
2- 9	0- 0	0- 0	HOME	0- 0	0- 1	2- 8				
1- 16	0- 0	0- 1	AWAY	0- 0	0- 5	1- 10				
0- 0	0- 0	0- 0	NEUTRAL	0- 0	0- 0	0- 0				
1- 10	0- 0	0- 1	NON-CONFERENCE	0- 0	0- 3	1- 6				
0- 3	0- 0	0- 0	HOME	0- 0	0- 0	0- 3				
1- 7	0- 0	0- 1	AWAY	0- 0	0- 3	1- 3				
0- 0	0- 0	0- 0	NEUTRAL	0- 0	0- 0	0- 0				
2- 15	0- 0	0- 0	CONFERENCE	0- 0	0- 3	2- 12				
2- 6	0- 0	0- 0	HOME	0- 0	0- 1	2- 5				
0- 9	0- 0	0- 0	AWAY	0- 0	0- 2	0- 7				
0- 0	0- 0	0- 0	NEUTRAL	0- 0	0- 0	0- 0				

RPI S	Opponent	Score	RPI S	Opponent	Score	RPI S	Opponent	Score	RPI S	Opponent	Score	Team's RPI: 346
			35	A FGCU	60 94				117	A Robert Morris	42 80	
									117	H Robert Morris	56 86	
									122	A Duquesne	33 72	
									129	A Buffalo	56 61	
									137	A Lehigh	51 70	
									141	A Mt. St. Mary's	64 72	
									181	A Merrimack	46 56	
									181	H Merrimack	56 65	
									193	A Fla. Atlantic	54 72	
									205	H Brown	73 83	
									218	H UMass Lowell	54 56	
									267	A New Hampshire	59 70	
									275	A Saint Francis (PA)	68 72	
									275	H Saint Francis (PA)	52 64	
									290	A Pittsburgh	73 81	
									299	A Wagner	56 63	
									299	H Wagner	66 63	
									302	A Sacred Heart	58 66	
									302	H Sacred Heart	52 54	
									317	A Fairleigh Dickinson	47 66	
									317	H Fairleigh Dickinson	55 63	
									319	H Albany (NY)	63 73	
									326	A Bryant	47 59	
									326	H Bryant	51 62	
									335	A LIU Brooklyn	61 63	
									335	H LIU Brooklyn	71 57	
LAST 10 Division I												
			335	H LIU Brooklyn	71 57				326	A Bryant	47 59	
			181	A Merrimack	46 56				275	A Saint Francis (PA)	68 72	
			299	A Wagner	56 63				117	A Robert Morris	42 80	
			317	H Fairleigh Dickinson	55 63				302	H Sacred Heart	52 54	
			326	H Bryant	51 62				299	H Wagner	66 63	

Non-Div I Games:

Central Conn. St.

■ Loss,
 ■ Non-Conf,
 ■ S Site,
 ■ Home
 ■ A Away
 N Neutral

RPI	S	Opponent	Score
344	A	Hartford	61 54

Central Conn. St.

Central Mich.

Through Games Of March 3, 2020

Average RPI Win:	149	WON-LOST	WINNING	LAST 10	STRENGTH OF	OPP. STRENGTH	TEAM	ADJ.	CONF.	ADJ CONF.
Average RPI Loss:	50	RECORD	PCT. RANK	GAMES	SCHEDULE	OF SCHEDULE	RPI	RPI	RPI	RPI
DIV. I ONLY	22- 5	25	9-1	34	108	16	16	10	10	
DIV. I NON-CONF.	7- 4	100	0	7	74	21	21	10	10	
TOTALS	RPI 1-25	RPI 26-50	W-L RECORDS	RPI 51-100	RPI 101-150	RPI 150+				
22- 5	0- 1	1- 2	OVERALL	5- 1	5- 1	11- 0				
12- 1	0- 0	1- 0	HOME	3- 0	2- 1	6- 0				
10- 4	0- 1	0- 2	AWAY	2- 1	3- 0	5- 0				
0- 0	0- 0	0- 0	NEUTRAL	0- 0	0- 0	0- 0				
7- 4	0- 1	1- 2	NON-CONFERENCE	2- 0	1- 1	3- 0				
4- 1	0- 0	1- 0	HOME	1- 0	0- 1	2- 0				
3- 3	0- 1	0- 2	AWAY	1- 0	1- 0	1- 0				
0- 0	0- 0	0- 0	NEUTRAL	0- 0	0- 0	0- 0				
15- 1	0- 0	0- 0	CONFERENCE	3- 1	4- 0	8- 0				
8- 0	0- 0	0- 0	HOME	2- 0	2- 0	4- 0				
7- 1	0- 0	0- 0	AWAY	1- 1	2- 0	4- 0				
0- 0	0- 0	0- 0	NEUTRAL	0- 0	0- 0	0- 0				

RPI 1-25				RPI 26-50				RPI 51-100				RPI 101+			
RPI	S	Opponent	Score	RPI	S	Opponent	Score	RPI	S	Opponent	Score	RPI	S	Opponent	Score
5	A	Louisville	63 76	31	A	Western Ky.	58 93	54	H	Marist	77 54	102	H	Kent St.	71 58
				37	A	UCF	58 64	59	A	Ball St.	62 67	106	A	Bethune-Cookman	92 67
				49	H	Dayton	81 80	59	H	Ball St.	66 39	120	H	Green Bay	105 111
								69	A	South Dakota St.	79 74	129	A	Buffalo	98 93
								87	A	Ohio	73 71	145	A	Western Mich.	80 70
								87	H	Ohio	92 90	145	H	Western Mich.	76 60
												151	H	Northeastern	79 63
												153	A	Akron	77 72
												175	A	Eastern Mich.	89 82
												180	H	Toledo	73 66
												188	A	Northern Ill.	70 66
												188	H	Northern Ill.	66 60
												212	A	Miami (OH)	99 87
												212	H	Miami (OH)	76 70
												249	H	Iona	70 50
												256	H	Bowling Green	82 75
												284	A	Oakland	65 47
LAST 10 Division I															
				59	A	Ball St.	62 67	212	A	Miami (OH)	99 87				
				145	H	Western Mich.	76 60	188	H	Northern Ill.	66 60				
				188	A	Northern Ill.	70 66	87	H	Ohio	92 90				
				102	H	Kent St.	71 58	129	A	Buffalo	98 93				
				256	H	Bowling Green	82 75	180	H	Toledo	73 66				

Non-Div I Games:

Central Mich.

■ Loss,
 ■ Non-Conf, S Site,
 ■ Home
 ■ Away
 N Neutral

Charleston So.

Through Games Of March 3, 2020

Average RPI Win:	250	WON-LOST	WINNING	LAST 10	STRENGTH OF	OPP. STRENGTH	TEAM	ADJ.	CONF.	ADJ CONF.
Average RPI Loss:	215	RECORD	PCT. RANK	GAMES	SCHEDULE	OF SCHEDULE	RPI	RPI	RPI	RPI
DIV. I ONLY	2- 23	346	1-9	247	339	343	343	25	25	
DIV. I NON-CONF.	0- 7	338	0	267	342	345	345	27	27	
TOTALS	RPI 1-25	RPI 26-50	W-L RECORDS	RPI 51-100	RPI 101-150	RPI 150+				
2- 23	0- 0	0- 1	OVERALL	0- 0	0- 6	2- 16				
1- 12	0- 0	0- 0	HOME	0- 0	0- 3	1- 9				
1- 11	0- 0	0- 1	AWAY	0- 0	0- 3	1- 7				
0- 0	0- 0	0- 0	NEUTRAL	0- 0	0- 0	0- 0				
0- 7	0- 0	0- 1	NON-CONFERENCE	0- 0	0- 2	0- 4				
0- 4	0- 0	0- 0	HOME	0- 0	0- 1	0- 3				
0- 3	0- 0	0- 1	AWAY	0- 0	0- 1	0- 1				
0- 0	0- 0	0- 0	NEUTRAL	0- 0	0- 0	0- 0				
2- 16	0- 0	0- 0	CONFERENCE	0- 0	0- 4	2- 12				
1- 8	0- 0	0- 0	HOME	0- 0	0- 2	1- 6				
1- 8	0- 0	0- 0	AWAY	0- 0	0- 2	1- 6				
0- 0	0- 0	0- 0	NEUTRAL	0- 0	0- 0	0- 0				

RPI S	Opponent	Score	RPI S	Opponent	Score	RPI S	Opponent	Score	RPI S	Opponent	Score	Team's RPI: 343
39	A Florida St.	36 88							106	H Bethune-Cookman	41 81	
									118	A Campbell	36 61	
									118	H Campbell	42 43	
									139	A North Carolina	54 85	
									146	A Hampton	57 66	
									146	H Hampton	59 64	
									171	H High Point	70 84	
									178	A Gardner-Webb	45 67	
									178	H Gardner-Webb	52 79	
									190	A Radford	35 72	
									190	H Radford	40 64	
									221	H North Dakota	57 73	
									250	A UNC Asheville	60 48	
									250	H UNC Asheville	56 54	
									259	A Winthrop	46 56	
									259	H Winthrop	53 58	
									261	H Col. of Charleston	70 79	
									273	A Longwood	64 84	
									307	A Presbyterian	53 76	
									307	H Presbyterian	46 67	
									328	A USC Upstate	53 70	
									328	H USC Upstate	64 71	
									342	A Western Caro.	64 69	
									350	H South Carolina St.	75 81	
LAST 10 Division I												
146	A Hampton	57 66	190	H Radford	40 64							
118	H Campbell	42 43	259	A Winthrop	46 56							
250	H UNC Asheville	56 54	178	A Gardner-Webb	45 67							
307	A Presbyterian	53 76	307	H Presbyterian	46 67							
328	H USC Upstate	64 71	259	H Winthrop	53 58							

Non-Div I Games: Columbia (SC) 76 59 Virginia-Lynchburg 92 55

Charleston So.

Loss, Non-Conf, S Site, H Home A Away N Neutral

Average RPI Win:	190	WON-LOST	WINNING	LAST 10	STRENGTH OF	OPP. STRENGTH	TEAM	ADJ.	CONF.	ADJ CONF.
Average RPI Loss:	89	RECORD	PCT. RANK	GAMES	SCHEDULE	OF SCHEDULE	RPI	RPI	RPI	RPI
DIV. I ONLY	20- 7	43	9-1	133	112	53	53	13	13	
DIV. I NON-CONF.	9- 2	37	0	161	52	51	51	16	16	
TOTALS	RPI 1-25	RPI 26-50	W-L RECORDS	RPI 51-100	RPI 101-150	RPI 150+				
20- 7	1- 2	0- 2	OVERALL	2- 1	4- 0	13- 2				
11- 2	1- 0	0- 1	HOME	1- 1	1- 0	8- 0				
7- 5	0- 2	0- 1	AWAY	0- 0	3- 0	4- 2				
2- 0	0- 0	0- 0	NEUTRAL	1- 0	0- 0	1- 0				
9- 2	0- 1	0- 0	NON-CONFERENCE	1- 1	3- 0	5- 0				
4- 1	0- 0	0- 0	HOME	0- 1	1- 0	3- 0				
3- 1	0- 1	0- 0	AWAY	0- 0	2- 0	1- 0				
2- 0	0- 0	0- 0	NEUTRAL	1- 0	0- 0	1- 0				
11- 5	1- 1	0- 2	CONFERENCE	1- 0	1- 0	8- 2				
7- 1	1- 0	0- 1	HOME	1- 0	0- 0	5- 0				
4- 4	0- 1	0- 1	AWAY	0- 0	1- 0	3- 2				
0- 0	0- 0	0- 0	NEUTRAL	0- 0	0- 0	0- 0				

RPI	S	Opponent	Score	RPI	S	Opponent	Score	RPI	S	Opponent	Score	RPI	S	Opponent	Score
23	A	Old Dominion	51 54	31	H	Western Ky.	56 60	63	H	Rice	62 51	121	H	Richmond	78 59
23	H	Old Dominion	63 59	50	A	Middle Tenn.	59 83	65	N	Boston College	84 68	124	A	UAB	83 75
25	A	Kentucky	39 86					89	H	Fordham	51 76	128	A	Wake Forest	77 65
												132	A	Davidson	75 64
												166	N	Tulane	60 56
												178	H	Gardner-Webb	74 49
												179	H	Delaware	61 57
												193	A	Fla. Atlantic	44 65
												203	A	Southern Miss.	59 55
												203	H	Southern Miss.	63 59
												213	A	UTEP	76 82
												234	A	East Carolina	59 47
												244	H	Marshall	52 46
												247	H	North Texas	72 59
												272	H	Louisiana Tech	55 37
												301	A	FIU	64 50
												301	H	FIU	49 31
												311	A	UTSA	67 47
												314	H	UMES	64 44
LAST 10 Division I															
301	H	FIU	49 31	311	A	UTSA	67 47								
203	A	Southern Miss.	59 55	213	A	UTEP	76 82								
23	H	Old Dominion	63 59	203	H	Southern Miss.	63 59								
63	H	Rice	62 51	272	H	Louisiana Tech	55 37								
247	H	North Texas	72 59	301	A	FIU	64 50								

Non-Div I Games:

Charlotte

■ Loss,
 ■ Non-Conf, S Site,
 ■ Home
 ■ Away
 N Neutral

Chattanooga

Through Games Of March 3, 2020

Average RPI Win:	236	WON-LOST	WINNING	LAST 10	STRENGTH OF	OPP. STRENGTH	TEAM	ADJ.	CONF.	ADJ CONF.
Average RPI Loss:	132	RECORD	PCT. RANK	GAMES	SCHEDULE	OF SCHEDULE	RPI	RPI	RPI	RPI
DIV. I ONLY	11- 17	236	7-3	95	219	191	191	27	27	
DIV. I NON-CONF.	1- 13	337	0	9	96	207	207	21	21	
TOTALS	RPI 1-25	RPI 26-50	W-L RECORDS	RPI 51-100	RPI 101-150	RPI 150+				
11- 17	0- 2	0- 3	OVERALL	1- 4	1- 2	9- 6				
6- 7	0- 0	0- 2	HOME	0- 1	1- 1	5- 3				
5- 10	0- 2	0- 1	AWAY	1- 3	0- 1	4- 3				
0- 0	0- 0	0- 0	NEUTRAL	0- 0	0- 0	0- 0				
1- 13	0- 2	0- 3	NON-CONFERENCE	1- 4	0- 1	0- 3				
0- 6	0- 0	0- 2	HOME	0- 1	0- 1	0- 2				
1- 7	0- 2	0- 1	AWAY	1- 3	0- 0	0- 1				
0- 0	0- 0	0- 0	NEUTRAL	0- 0	0- 0	0- 0				
10- 4	0- 0	0- 0	CONFERENCE	0- 0	1- 1	9- 3				
6- 1	0- 0	0- 0	HOME	0- 0	1- 0	5- 1				
4- 3	0- 0	0- 0	AWAY	0- 0	0- 1	4- 2				
0- 0	0- 0	0- 0	NEUTRAL	0- 0	0- 0	0- 0				

RPI 1-25				RPI 26-50				RPI 51-100				RPI 101+ Team's RPI: 191			
RPI	S	Opponent	Score	RPI	S	Opponent	Score	RPI	S	Opponent	Score	RPI	S	Opponent	Score
5	A	Louisville	37 86	43	H	Troy	51 90	55	A	Belmont	50 63	136	A	UNC Greensboro	41 49
21	A	NC State	38 74	46	H	Purdue	34 66	69	A	South Dakota St.	56 71	136	H	UNC Greensboro	74 59
				48	A	UT Martin	51 78	77	A	Cincinnati	53 72	146	H	Hampton	55 84
								87	H	Ohio	58 70	168	H	Austin Peay	49 50
								99	A	Liberty	71 54	169	A	Samford	46 60
												169	H	Samford	64 58
												200	A	Furman	69 63
												200	H	Furman	60 52
												224	H	Northern Colo.	42 59
												269	A	Wofford	51 49
												269	H	Wofford	80 76
												286	A	Eastern Ky.	65 71
												289	A	ETSU	91 82
												289	H	ETSU	69 65
												329	A	Mercer	48 55
												329	H	Mercer	58 52
												342	A	Western Caro.	59 52
												342	H	Western Caro.	53 61
LAST 10 Division I															
				289	H	ETSU	69 65	342	H	Western Caro.	53 61				
				169	H	Samford	64 58	136	H	UNC Greensboro	74 59				
				329	H	Mercer	58 52	289	A	ETSU	91 82				
				269	A	Wofford	51 49	329	A	Mercer	48 55				
				200	A	Furman	69 63	169	A	Samford	46 60				

Non-Div I Games:

Chattanooga

■ Loss,
 ■ Non-Conf, S Site,
 ■ Home
 ■ Away
 N Neutral

Chicago St.

Through Games Of March 3, 2020

Average RPI Win:	251	WON-LOST	WINNING	LAST 10	STRENGTH OF	OPP. STRENGTH	TEAM	ADJ.	CONF.	ADJ CONF.
Average RPI Loss:	235	RECORD	PCT. RANK	GAMES	SCHEDULE	OF SCHEDULE	RPI	RPI	RPI	RPI
DIV. I ONLY	1- 26	350	1-9	307	325	349	349	31	31	
DIV. I NON-CONF.	0- 13	338	0	268	253	343	343	32	32	
TOTALS	RPI 1-25	RPI 26-50	W-L RECORDS	RPI 51-100	RPI 101-150	RPI 150+				
1- 26	0- 0	0- 1	OVERALL	0- 0	0- 4	1- 21				
0- 12	0- 0	0- 1	HOME	0- 0	0- 1	0- 10				
1- 13	0- 0	0- 0	AWAY	0- 0	0- 3	1- 10				
0- 1	0- 0	0- 0	NEUTRAL	0- 0	0- 0	0- 1				
0- 13	0- 0	0- 1	NON-CONFERENCE	0- 0	0- 4	0- 8				
0- 6	0- 0	0- 1	HOME	0- 0	0- 1	0- 4				
0- 6	0- 0	0- 0	AWAY	0- 0	0- 3	0- 3				
0- 1	0- 0	0- 0	NEUTRAL	0- 0	0- 0	0- 1				
1- 13	0- 0	0- 0	CONFERENCE	0- 0	0- 0	1- 13				
0- 6	0- 0	0- 0	HOME	0- 0	0- 0	0- 6				
1- 7	0- 0	0- 0	AWAY	0- 0	0- 0	1- 7				
0- 0	0- 0	0- 0	NEUTRAL	0- 0	0- 0	0- 0				

RPI S	Opponent	Score	RPI S	Opponent	Score	RPI S	Opponent	Score	RPI S	Opponent	Score	Team's RPI: 349
			27 H	Arizona	50 82				105 A	UT Arlington	53 84	
									120 H	Green Bay	46 102	
									145 A	Western Mich.	69 90	
									149 A	Valparaiso	49 95	
									161 H	Loyola Chicago	53 98	
									192 A	Illinois	66 96	
									206 H	Western Ill.	78 88	
									211 A	UMKC	57 73	
									211 H	UMKC	50 85	
									231 A	Nevada	60 80	
									240 A	Grand Canyon	49 69	
									240 H	Grand Canyon	57 68	
									251 A	CSU Bakersfield	60 58	
									251 H	CSU Bakersfield	51 58	
									264 N	UC Santa Barbara	65 96	
									284 H	Oakland	70 98	
									291 A	California Baptist	68 103	
									291 H	California Baptist	65 80	
									295 A	Utah Valley	58 89	
									298 A	UTRGV	68 77	
									298 H	UTRGV	67 87	
									309 A	Seattle U	51 80	
									312 A	New Mexico St.	56 80	
									312 H	New Mexico St.	60 73	
									331 A	Evansville	42 76	
									340 H	UIC	61 73	
LAST 10 Division I												
			211 H	UMKC	50 85		312 A	New Mexico St.	56 80			
			291 A	California Baptist	68 103		211 A	UMKC	57 73			
			240 H	Grand Canyon	57 68		291 H	California Baptist	65 80			
			251 H	CSU Bakersfield	51 58		251 A	CSU Bakersfield	60 58			
			298 A	UTRGV	68 77		240 A	Grand Canyon	49 69			

Non-Div I Games:

Chicago St.

■ Loss,
■ Non-Conf,
■ S Site,
■ H Home
■ A Away
N Neutral

Average RPI Win: 184	WON-LOST	WINNING	LAST 10	STRENGTH OF	OPP. STRENGTH	TEAM	ADJ.	CONF.	ADJ CONF.
Average RPI Loss: 51	RECORD	PCT. RANK	GAMES	SCHEDULE	OF SCHEDULE	RPI	RPI	RPI	RPI
DIV. I ONLY	20- 9	64	7-3	116	68	77	77	9	9
DIV. I NON-CONF.	9- 4	84	0	206	41	130	130	9	9
TOTALS	RPI 1-25	RPI 26-50	W-L RECORDS	RPI 51-100	RPI 101-150	RPI 150+			
20- 9	0- 4	1- 1	OVERALL	3- 3	2- 0	14- 1			
14- 3	0- 2	1- 0	HOME	2- 1	2- 0	9- 0			
6- 4	0- 1	0- 1	AWAY	1- 1	0- 0	5- 1			
0- 2	0- 1	0- 0	NEUTRAL	0- 1	0- 0	0- 0			
9- 4	0- 2	0- 0	NON-CONFERENCE	2- 2	1- 0	6- 0			
7- 2	0- 1	0- 0	HOME	1- 1	1- 0	5- 0			
2- 0	0- 0	0- 0	AWAY	1- 0	0- 0	1- 0			
0- 2	0- 1	0- 0	NEUTRAL	0- 1	0- 0	0- 0			
11- 5	0- 2	1- 1	CONFERENCE	1- 1	1- 0	8- 1			
7- 1	0- 1	1- 0	HOME	1- 0	1- 0	4- 0			
4- 4	0- 1	0- 1	AWAY	0- 1	0- 0	4- 1			
0- 0	0- 0	0- 0	NEUTRAL	0- 0	0- 0	0- 0			

RPI 1-25				RPI 26-50				RPI 51-100 Team's RPI: 77				RPI 101+			
RPI	S	Opponent	Score	RPI	S	Opponent	Score	RPI	S	Opponent	Score	RPI	S	Opponent	Score
6	A	UConn	50 80	37	A	UCF	42 49	51	N	Bucknell	48 56	114	H	Utah	68 62
6	H	UConn	58 105	37	H	UCF	81 64	59	H	Ball St.	63 56	116	H	Temple	86 81
12	N	Iowa	61 69					68	A	South Fla.	68 76	166	A	Tulane	59 64
22	H	Ohio St.	73 78					68	H	South Fla.	60 55	166	H	Tulane	87 63
								94	H	Saint Louis	50 60	170	A	Wichita St.	75 54
								97	A	VCU	58 56	191	H	Chattanooga	72 53
												201	A	Memphis	73 66
												209	A	Houston	74 65
												209	H	Houston	85 66
												212	H	Miami (OH)	98 68
												222	A	SMU	73 58
												234	H	East Carolina	76 53
												242	H	Alabama A&M	62 47
												245	H	Tulsa	78 53
												262	A	Xavier	85 78
												290	H	Pittsburgh	69 53
												334	H	Coppin St.	86 40
LAST 10 Division I															
234	H	East Carolina	76 53	37	A	UCF	42 49	245	H	Tulsa	78 53				
170	A	Wichita St.	75 54	222	A	SMU	73 58	68	H	South Fla.	60 55				
6	H	UConn	58 105	6	A	UConn	50 80								
166	H	Tulane	87 63												
209	A	Houston	74 65												

Non-Div I Games:

Cincinnati

Average RPI Win: 227	WON-LOST	WINNING	LAST 10	STRENGTH OF	OPP. STRENGTH	TEAM	ADJ.	CONF.	ADJ CONF.
Average RPI Loss: 84	RECORD	PCT. RANK	GAMES	SCHEDULE	OF SCHEDULE	RPI	RPI	RPI	RPI
DIV. I ONLY	7- 22	307	0-10	59	65	228	228	5	5
DIV. I NON-CONF.	4- 7	225	0	127	184	220	220	4	4
TOTALS	RPI 1-25	RPI 26-50	W-L RECORDS	RPI 51-100	RPI 101-150	RPI 150+			
7- 22	1- 5	0- 3	OVERALL	1- 7	0- 4	5- 3			
4- 11	1- 3	0- 1	HOME	0- 4	0- 1	3- 2			
2- 10	0- 1	0- 2	AWAY	1- 3	0- 3	1- 1			
1- 1	0- 1	0- 0	NEUTRAL	0- 0	0- 0	1- 0			
4- 7	0- 3	0- 0	NON-CONFERENCE	0- 1	0- 0	4- 3			
2- 4	0- 1	0- 0	HOME	0- 1	0- 0	2- 2			
1- 2	0- 1	0- 0	AWAY	0- 0	0- 0	1- 1			
1- 1	0- 1	0- 0	NEUTRAL	0- 0	0- 0	1- 0			
3- 15	1- 2	0- 3	CONFERENCE	1- 6	0- 4	1- 0			
2- 7	1- 2	0- 1	HOME	0- 3	0- 1	1- 0			
1- 8	0- 0	0- 2	AWAY	1- 3	0- 3	0- 0			
0- 0	0- 0	0- 0	NEUTRAL	0- 0	0- 0	0- 0			

RPI 1-25				RPI 26-50				RPI 51-100				RPI 101+ Team's RPI: 228			
RPI	S	Opponent	Score	RPI	S	Opponent	Score	RPI	S	Opponent	Score	RPI	S	Opponent	Score
1	H	South Carolina	48 84	32	A	Virginia Tech	50 71	56	A	Virginia	54 70	104	A	Syracuse	46 59
3	N	Maryland	44 63	39	A	Florida St.	54 81	57	H	Alabama	54 67	128	A	Wake Forest	58 63
5	H	Louisville	50 75	39	H	Florida St.	64 81	65	H	Boston College	68 70	128	H	Wake Forest	52 66
12	A	Iowa	60 74					72	A	Georgia Tech	47 49	139	A	North Carolina	72 86
21	H	NC State	60 79					72	H	Georgia Tech	44 56	154	H	N.C. A&T	74 82
24	H	Duke	62 58					98	A	Miami (FL)	64 68	200	H	Furman	77 71
								98	H	Miami (FL)	48 63	214	A	Penn St.	55 68
								100	A	Notre Dame	71 55	290	H	Pittsburgh	75 67
												318	H	Navy	52 65
												320	H	Alabama St.	76 43
												325	N	Alcorn	77 46
												329	A	Mercer	65 61
LAST 10 Division I															
72	H	Georgia Tech	44 56	65	H	Boston College	68 70								
39	A	Florida St.	54 81	56	A	Virginia	54 70								
104	A	Syracuse	46 59	139	A	North Carolina	72 86								
98	H	Miami (FL)	48 63	21	H	NC State	60 79								
128	H	Wake Forest	52 66	32	A	Virginia Tech	50 71								

Non-Div I Games:

Clemson

■ Loss,
 ■ Non-Conf, S Site,
 ■ Home
 ■ Away
 N Neutral

Cleveland St.

Through Games Of March 3, 2020

Average RPI Win:	278	WON-LOST	WINNING	LAST 10	STRENGTH OF	OPP. STRENGTH	TEAM	ADJ.	CONF.	ADJ CONF.
Average RPI Loss:	176	RECORD	PCT. RANK	GAMES	SCHEDULE	OF SCHEDULE	RPI	RPI	RPI	RPI
DIV. I ONLY	18- 10	88	5-5	349	256	199	199	22	22	
DIV. I NON-CONF.	8- 1	26	0	351	259	181	181	22	22	
TOTALS	RPI 1-25	RPI 26-50	W-L RECORDS	RPI 51-100	RPI 101-150	RPI 150+				
18- 10	0- 0	0- 0	OVERALL	0- 2	0- 2	18- 6				
8- 3	0- 0	0- 0	HOME	0- 1	0- 1	8- 1				
10- 7	0- 0	0- 0	AWAY	0- 1	0- 1	10- 5				
0- 0	0- 0	0- 0	NEUTRAL	0- 0	0- 0	0- 0				
8- 1	0- 0	0- 0	NON-CONFERENCE	0- 0	0- 0	8- 1				
1- 0	0- 0	0- 0	HOME	0- 0	0- 0	1- 0				
7- 1	0- 0	0- 0	AWAY	0- 0	0- 0	7- 1				
0- 0	0- 0	0- 0	NEUTRAL	0- 0	0- 0	0- 0				
10- 9	0- 0	0- 0	CONFERENCE	0- 2	0- 2	10- 5				
7- 3	0- 0	0- 0	HOME	0- 1	0- 1	7- 1				
3- 6	0- 0	0- 0	AWAY	0- 1	0- 1	3- 4				
0- 0	0- 0	0- 0	NEUTRAL	0- 0	0- 0	0- 0				

RPI 1-25				RPI 26-50				RPI 51-100				RPI 101+				Team's RPI: 199	
RPI	S	Opponent	Score	RPI	S	Opponent	Score	RPI	S	Opponent	Score	RPI	S	Opponent	Score		
								74	A	IUPUI	48	58	120	A	Green Bay	51	81
								74	H	IUPUI	53	78	120	H	Green Bay	54	74
													153	H	Akron	66	62
													155	A	Wright St.	62	78
													155	H	Wright St.	73	75
													182	A	Northern Ky.	73	68
													182	H	Northern Ky.	66	62
													219	A	Milwaukee	57	61
													219	H	Milwaukee	58	49
													256	A	Bowling Green	62	89
													257	A	Youngstown St.	72	84
													257	H	Youngstown St.	60	52
													257	H	Youngstown St.	84	48
													277	A	Delaware St.	57	49
													284	A	Oakland	79	58
													284	H	Oakland	83	64
													289	A	ETSU	62	54
													294	A	St. Bonaventure	65	62
													316	A	Omaha	79	66
													324	A	Hofstra	61	51
													332	A	Detroit Mercy	59	70
													332	H	Detroit Mercy	68	63
													335	A	LIU Brooklyn	79	49
													340	A	UIC	83	43
													340	H	UIC	84	44
													342	A	Western Caro.	68	61
LAST 10 Division I																	
				257	H	Youngstown St.	84	48	257	A	Youngstown St.	72	84				
				219	A	Milwaukee	57	61	155	H	Wright St.	73	75				
				120	A	Green Bay	51	81	182	H	Northern Ky.	66	62				
				332	H	Detroit Mercy	68	63	340	A	UIC	83	43				
				284	H	Oakland	83	64	74	A	IUPUI	48	58				

Non-Div I Games: Davis & Elkins 110 41 Lake Erie 95 49

Cleveland St.

■ Loss,
 ■ Non-Conf, S Site,
 ■ Home
 ■ Away
 N Neutral

Coastal Caro.

Through Games Of March 3, 2020

Average RPI Win:	242	WON-LOST	WINNING	LAST 10	STRENGTH OF	OPP. STRENGTH	TEAM	ADJ.	CONF.	ADJ CONF.
Average RPI Loss:	139	RECORD	PCT. RANK	GAMES	SCHEDULE	OF SCHEDULE	RPI	RPI	RPI	RPI
DIV. I ONLY	23- 3	12	10-0	309	262	82	82	21	21	
DIV. I NON-CONF.	8- 1	26	0	341	320	162	162	20	20	
TOTALS	RPI 1-25	RPI 26-50	W-L RECORDS	RPI 51-100	RPI 101-150	RPI 150+				
23- 3	0- 0	1- 1	OVERALL	0- 0	3- 1	19- 1				
12- 1	0- 0	1- 0	HOME	0- 0	2- 1	9- 0				
10- 2	0- 0	0- 1	AWAY	0- 0	1- 0	9- 1				
1- 0	0- 0	0- 0	NEUTRAL	0- 0	0- 0	1- 0				
8- 1	0- 0	0- 0	NON-CONFERENCE	0- 0	1- 1	7- 0				
4- 1	0- 0	0- 0	HOME	0- 0	1- 1	3- 0				
3- 0	0- 0	0- 0	AWAY	0- 0	0- 0	3- 0				
1- 0	0- 0	0- 0	NEUTRAL	0- 0	0- 0	1- 0				
15- 2	0- 0	1- 1	CONFERENCE	0- 0	2- 0	12- 1				
8- 0	0- 0	1- 0	HOME	0- 0	1- 0	6- 0				
7- 2	0- 0	0- 1	AWAY	0- 0	1- 0	6- 1				
0- 0	0- 0	0- 0	NEUTRAL	0- 0	0- 0	0- 0				

RPI S	Opponent	Score	RPI S	Opponent	Score	RPI S	Opponent	Score	RPI S	Opponent	Score
43	A Troy	77 84	43	H Troy	124 103				105	A UT Arlington	80 62
									105	H UT Arlington	62 56
									121	H Richmond	67 79
									136	H UNC Greensboro	63 54
									177	N Elon	76 65
									186	H Louisiana	83 74
									202	A Little Rock	68 48
									238	A South Alabama	71 62
									238	H South Alabama	76 73
									246	A Appalachian St.	80 53
									248	H George Mason	74 59
									252	A Texas St.	69 59
									252	H Texas St.	75 67
									254	A Arkansas St.	61 63
									269	A Wofford	78 73
									271	A UNCW	62 43
									300	A Ga. Southern	90 74
									300	H Ga. Southern	66 59
									313	A Georgia St.	66 50
									313	H Georgia St.	87 45
									327	H Ark.-Pine Bluff	76 69
									342	A Western Caro.	66 43
									348	H La.-Monroe	88 69
									350	H South Carolina St.	85 44

LAST 10 Division I

186	H Louisiana	83 74	43	H Troy	124 103
348	H La.-Monroe	88 69	105	A UT Arlington	80 62
313	A Georgia St.	66 50	252	A Texas St.	69 59
300	A Ga. Southern	90 74	313	H Georgia St.	87 45
238	H South Alabama	76 73	300	H Ga. Southern	66 59

Non-Div I Games: UNC Pembroke 86 44 Wesleyan (GA) 132 32

Coastal Caro.

Loss, Non-Conf, S Site, H Home A Away N Neutral

Average RPI Win:	255	WON-LOST	WINNING	LAST 10	STRENGTH OF	OPP. STRENGTH	TEAM	ADJ.	CONF.	ADJ CONF.
Average RPI Loss:	161	RECORD	PCT. RANK	GAMES	SCHEDULE	OF SCHEDULE	RPI	RPI	RPI	RPI
DIV. I ONLY	12- 14	194	4-6	320	196	261	261	14	14	
DIV. I NON-CONF.	6- 4	123	0	346	338	265	265	13	13	
TOTALS	RPI 1-25	RPI 26-50	W-L RECORDS	RPI 51-100	RPI 101-150	RPI 150+				
12- 14	0- 0	1- 2	OVERALL	0- 0	0- 4	11- 8				
7- 6	0- 0	1- 1	HOME	0- 0	0- 2	6- 3				
5- 8	0- 0	0- 1	AWAY	0- 0	0- 2	5- 5				
0- 0	0- 0	0- 0	NEUTRAL	0- 0	0- 0	0- 0				
6- 4	0- 0	0- 0	NON-CONFERENCE	0- 0	0- 2	6- 2				
2- 2	0- 0	0- 0	HOME	0- 0	0- 1	2- 1				
4- 2	0- 0	0- 0	AWAY	0- 0	0- 1	4- 1				
0- 0	0- 0	0- 0	NEUTRAL	0- 0	0- 0	0- 0				
6- 10	0- 0	1- 2	CONFERENCE	0- 0	0- 2	5- 6				
5- 4	0- 0	1- 1	HOME	0- 0	0- 1	4- 2				
1- 6	0- 0	0- 1	AWAY	0- 0	0- 1	1- 4				
0- 0	0- 0	0- 0	NEUTRAL	0- 0	0- 0	0- 0				

RPI 1-25			RPI 26-50			RPI 51-100			RPI 101+			Team's RPI: 261			
RPI	S	Opponent	Score	RPI	S	Opponent	Score	RPI	S	Opponent	Score	RPI	S	Opponent	Score
				36	A	James Madison	50 81					109	A	William & Mary	60 85
				36	H	James Madison	53 87					109	H	William & Mary	74 80
				40	H	Drexel	73 59					128	A	Wake Forest	50 106
												136	H	UNC Greensboro	56 69
												151	A	Northeastern	68 72
												151	H	Northeastern	66 61
												171	A	High Point	79 70
												177	A	Elon	48 90
												177	H	Elon	57 85
												179	H	Delaware	84 73
												183	A	Towson	72 83
												183	H	Towson	62 79
												248	H	George Mason	61 72
												259	A	Winthrop	84 73
												271	A	UNCW	50 74
												271	H	UNCW	67 63
												305	H	N.C. Central	85 78
												307	A	Presbyterian	54 58
												324	A	Hofstra	63 60
												324	H	Hofstra	67 63
												342	H	Western Caro.	73 62
												343	A	Charleston So.	79 70
												350	A	South Carolina St.	76 55
LAST 10 Division I															
				151	H	Northeastern	66 61					177	H	Elon	57 85
				324	H	Hofstra	67 63					109	H	William & Mary	74 80
				271	A	UNCW	50 74					324	A	Hofstra	63 60
				183	A	Towson	72 83					151	A	Northeastern	68 72
				36	A	James Madison	50 81					271	H	UNCW	67 63

Non-Div I Games: Coker 82 57

Col. of Charleston

■ Loss,
 ■ Non-Conf,
 ■ S Site,
 ■ Home
 ■ A Away
 N Neutral

Average RPI Win:	226	WON-LOST	WINNING	LAST 10	STRENGTH OF	OPP. STRENGTH	TEAM	ADJ.	CONF.	ADJ CONF.
Average RPI Loss:	114	RECORD	PCT. RANK	GAMES	SCHEDULE	OF SCHEDULE	RPI	RPI	RPI	RPI
DIV. I ONLY	19- 9	71	6-4	218	159	101	101	15	15	
DIV. I NON-CONF.	8- 3	68	0	225	186	84	84	15	15	
TOTALS	RPI 1-25	RPI 26-50	W-L RECORDS	RPI 51-100	RPI 101-150	RPI 150+				
19- 9	0- 1	0- 0	OVERALL	1- 4	4- 1	14- 3				
11- 2	0- 0	0- 0	HOME	1- 1	1- 1	9- 0				
8- 7	0- 1	0- 0	AWAY	0- 3	3- 0	5- 3				
0- 0	0- 0	0- 0	NEUTRAL	0- 0	0- 0	0- 0				
8- 3	0- 1	0- 0	NON-CONFERENCE	1- 2	0- 0	7- 0				
5- 0	0- 0	0- 0	HOME	1- 0	0- 0	4- 0				
3- 3	0- 1	0- 0	AWAY	0- 2	0- 0	3- 0				
0- 0	0- 0	0- 0	NEUTRAL	0- 0	0- 0	0- 0				
11- 6	0- 0	0- 0	CONFERENCE	0- 2	4- 1	7- 3				
6- 2	0- 0	0- 0	HOME	0- 1	1- 1	5- 0				
5- 4	0- 0	0- 0	AWAY	0- 1	3- 0	2- 3				
0- 0	0- 0	0- 0	NEUTRAL	0- 0	0- 0	0- 0				

RPI 1-25				RPI 26-50				RPI 51-100				RPI 101+ Team's RPI: 101			
RPI	S	Opponent	Score	RPI	S	Opponent	Score	RPI	S	Opponent	Score	RPI	S	Opponent	Score
7	A	Northwestern	44 73					51	A	Bucknell	43 66	123	A	Holy Cross	80 69
								51	H	Bucknell	65 76	123	H	Holy Cross	71 60
								52	H	Yale	70 67	130	A	Boston U.	70 61
								57	A	Alabama	52 72	130	H	Boston U.	58 60
								94	A	Saint Louis	51 61	137	A	Lehigh	82 73
												158	A	Lafayette	39 55
												158	H	Lafayette	73 52
												187	A	Cornell	62 58
												198	A	American	61 63
												198	H	American	63 62
												218	H	UMass Lowell	73 51
												266	A	Loyola Maryland	76 74
												266	H	Loyola Maryland	79 70
												279	A	Army West Point	67 81
												279	H	Army West Point	100 93
												280	H	Siena	88 51
												282	H	Niagara	85 72
												299	H	Wagner	74 58
												318	A	Navy	65 53
												318	H	Navy	80 55
												330	A	NJIT	79 52
												338	A	Canisius	90 69
LAST 10 Division I															
279	A	Army West Point	67 81	130	H	Boston U.	58 60	318	A	Navy	65 53	123	H	Holy Cross	71 60
51	H	Bucknell	65 76	158	A	Lafayette	39 55	198	H	American	63 62				
123	A	Holy Cross	80 69												
137	A	Lehigh	82 73												
266	H	Loyola Maryland	79 70												

Non-Div I Games:

Colgate

■ Loss,
 ■ Non-Conf,
 ■ S Site,
 ■ H Home
 ■ A Away
 N Neutral

Colorado

Through Games Of March 3, 2020

Average RPI Win:	172	WON-LOST	WINNING	LAST 10	STRENGTH OF	OPP. STRENGTH	TEAM	ADJ.	CONF.	ADJ CONF.
Average RPI Loss:	42	RECORD	PCT. RANK	GAMES	SCHEDULE	OF SCHEDULE	RPI	RPI	RPI	RPI
DIV. I ONLY	16- 13	148	2-8	50	18	84	84	1	1	
DIV. I NON-CONF.	11- 0	1	0	289	172	49	49	1	1	
TOTALS	RPI 1-25	RPI 26-50	W-L RECORDS	RPI 51-100	RPI 101-150	RPI 150+				
16- 13	0- 8	1- 1	OVERALL	1- 1	6- 3	8- 0				
9- 6	0- 4	1- 1	HOME	1- 0	3- 1	4- 0				
6- 7	0- 4	0- 0	AWAY	0- 1	2- 2	4- 0				
1- 0	0- 0	0- 0	NEUTRAL	0- 0	1- 0	0- 0				
11- 0	0- 0	0- 0	NON-CONFERENCE	0- 0	3- 0	8- 0				
6- 0	0- 0	0- 0	HOME	0- 0	2- 0	4- 0				
4- 0	0- 0	0- 0	AWAY	0- 0	0- 0	4- 0				
1- 0	0- 0	0- 0	NEUTRAL	0- 0	1- 0	0- 0				
5- 13	0- 8	1- 1	CONFERENCE	1- 1	3- 3	0- 0				
3- 6	0- 4	1- 1	HOME	1- 0	1- 1	0- 0				
2- 7	0- 4	0- 0	AWAY	0- 1	2- 2	0- 0				
0- 0	0- 0	0- 0	NEUTRAL	0- 0	0- 0	0- 0				

RPI 1-25				RPI 26-50				RPI 51-100 Team's RPI: 84				RPI 101+			
RPI	S	Opponent	Score	RPI	S	Opponent	Score	RPI	S	Opponent	Score	RPI	S	Opponent	Score
2	A	Oregon	46 104	27	H	Arizona	50 38	85	A	Southern California	55 66	107	A	Washington St.	59 69
2	H	Oregon	53 101	30	H	Arizona St.	59 65	85	H	Southern California	66 53	114	A	Utah	80 70
8	A	Stanford	68 76									114	H	Utah	69 84
8	H	Stanford	66 69									124	N	UAB	77 69
13	A	UCLA	52 62									125	A	Washington	52 61
13	H	UCLA	62 65									131	A	California	62 50
18	A	Oregon St.	60 72									131	H	California	64 57
18	H	Oregon St.	52 79									133	H	Texas Southern	74 50
												144	H	Wisconsin	74 57
												152	H	Jacksonville	66 44
												163	A	Wyoming	66 56
												166	A	Tulane	62 52
												229	H	Denver	96 70
												262	A	Xavier	62 53
												274	H	Indiana St.	59 46
												288	A	Colorado St.	79 75
												330	H	NJIT	80 57
LAST 10 Division I															
85	A	Southern California	55 66	131	H	California	64 57								
13	A	UCLA	52 62	125	A	Washington	52 61								
27	H	Arizona	50 38	107	A	Washington St.	59 69								
30	H	Arizona St.	59 65	2	H	Oregon	53 101								
8	H	Stanford	66 69	18	H	Oregon St.	52 79								

Non-Div I Games:

Colorado

Loss, Non-Conf, S Site, H Home A Away N Neutral

Colorado St.

Through Games Of March 3, 2020

Average RPI Win:	258	WON-LOST	WINNING	LAST 10	STRENGTH OF	OPP. STRENGTH	TEAM	ADJ.	CONF.	ADJ CONF.
Average RPI Loss:	170	RECORD	PCT. RANK	GAMES	SCHEDULE	OF SCHEDULE	RPI	RPI	RPI	RPI
DIV. I ONLY	10- 18	266	2-8	278	208	288	288	17	17	
DIV. I NON-CONF.	4- 5	195	0	307	261	276	276	19	19	
TOTALS	RPI 1-25	RPI 26-50	W-L RECORDS	RPI 51-100	RPI 101-150	RPI 150+				
10- 18	0- 0	0- 0	OVERALL	0- 5	0- 3	10- 10				
7- 7	0- 0	0- 0	HOME	0- 3	0- 1	7- 3				
3- 10	0- 0	0- 0	AWAY	0- 2	0- 2	3- 6				
0- 1	0- 0	0- 0	NEUTRAL	0- 0	0- 0	0- 1				
4- 5	0- 0	0- 0	NON-CONFERENCE	0- 2	0- 1	4- 2				
3- 2	0- 0	0- 0	HOME	0- 1	0- 0	3- 1				
1- 3	0- 0	0- 0	AWAY	0- 1	0- 1	1- 1				
0- 0	0- 0	0- 0	NEUTRAL	0- 0	0- 0	0- 0				
6- 13	0- 0	0- 0	CONFERENCE	0- 3	0- 2	6- 8				
4- 5	0- 0	0- 0	HOME	0- 2	0- 1	4- 2				
2- 7	0- 0	0- 0	AWAY	0- 1	0- 1	2- 5				
0- 1	0- 0	0- 0	NEUTRAL	0- 0	0- 0	0- 1				

RPI S	Opponent	Score	RPI S	Opponent	Score	RPI S	Opponent	Score	RPI S	Opponent	Score	Team's RPI: 288
						58	A Tennessee	41 79	115	A Idaho	54 61	
						61	A Fresno St.	53 55	147	A San Jose St.	64 69	
						61	H Fresno St.	61 79	147	H San Jose St.	53 58	
						84	H Colorado	75 79	163	A Wyoming	56 49	
						96	H Boise St.	69 72	163	H Wyoming	40 43	
									188	H Northern Ill.	75 80	
									220	A UNLV	52 56	
									220	H UNLV	60 56	
									224	A Northern Colo.	75 58	
									227	A New Mexico	62 73	
									231	A Nevada	63 74	
									231	H Nevada	75 70	
									239	A San Diego St.	49 59	
									239	H San Diego St.	61 64	
									245	A Tulsa	55 61	
									258	H Incarnate Word	75 47	
									270	A Air Force	44 49	
									270	H Air Force	60 40	
									270	N Air Force	48 60	
									278	A Utah St.	67 61	
									278	H Utah St.	56 55	
									304	H UC Riverside	52 40	
									351	H Mississippi Val.	65 46	
LAST 10 Division I												
			270	N Air Force	48 60	163	H Wyoming	40 43				
			270	A Air Force	44 49	278	A Utah St.	67 61				
			239	H San Diego St.	61 64	61	H Fresno St.	61 79				
			147	A San Jose St.	64 69	220	A UNLV	52 56				
			220	H UNLV	60 56	231	A Nevada	63 74				

Non-Div I Games: Western St. 56 47 Chadron St. 102 51

Colorado St.

Loss, Non-Conf, S Site, H Home A Away N Neutral

Average RPI Win:	195	WON-LOST	WINNING	LAST 10	STRENGTH OF	OPP. STRENGTH	TEAM	ADJ.	CONF.	ADJ CONF.
Average RPI Loss:	138	RECORD	PCT. RANK	GAMES	SCHEDULE	OF SCHEDULE	RPI	RPI	RPI	RPI
DIV. I ONLY	17- 8	68	7-3	243	111	108	108	7	7	
DIV. I NON-CONF.	9- 4	84	0	330	207	178	178	8	8	
TOTALS	RPI 1-25	RPI 26-50	W-L RECORDS	RPI 51-100	RPI 101-150	RPI 150+				
17- 8	0- 1	0- 0	OVERALL	2- 2	4- 2	11- 3				
10- 2	0- 0	0- 0	HOME	1- 1	2- 0	7- 1				
7- 6	0- 1	0- 0	AWAY	1- 1	2- 2	4- 2				
0- 0	0- 0	0- 0	NEUTRAL	0- 0	0- 0	0- 0				
9- 4	0- 0	0- 0	NON-CONFERENCE	1- 0	2- 2	6- 2				
6- 1	0- 0	0- 0	HOME	1- 0	1- 0	4- 1				
3- 3	0- 0	0- 0	AWAY	0- 0	1- 2	2- 1				
0- 0	0- 0	0- 0	NEUTRAL	0- 0	0- 0	0- 0				
8- 4	0- 1	0- 0	CONFERENCE	1- 2	2- 0	5- 1				
4- 1	0- 0	0- 0	HOME	0- 1	1- 0	3- 0				
4- 3	0- 1	0- 0	AWAY	1- 1	1- 0	2- 1				
0- 0	0- 0	0- 0	NEUTRAL	0- 0	0- 0	0- 0				

RPI 1-25				RPI 26-50				RPI 51-100				RPI 101+ Team's RPI: 108			
RPI	S	Opponent	Score	RPI	S	Opponent	Score	RPI	S	Opponent	Score	RPI	S	Opponent	Score
11	A	Princeton	55 77					52	A	Yale	74 65	110	A	Vanderbilt	51 72
								52	H	Yale	60 85	117	A	Robert Morris	61 59
								67	A	Penn	84 86	126	A	Harvard	62 57
								89	H	Fordham	70 51	126	H	Harvard	89 64
												129	A	Buffalo	75 82
												132	H	Davidson	63 60
												174	A	Dartmouth	62 50
												174	H	Dartmouth	73 63
												187	A	Cornell	77 80
												187	H	Cornell	76 66
												205	A	Brown	76 66
												205	H	Brown	74 60
												219	H	Milwaukee	74 46
												230	H	Saint Joseph's	57 71
												241	H	Georgetown	54 49
												279	A	Army West Point	71 62
												319	A	Albany (NY)	78 82
												329	H	Mercer	77 48
												330	H	NJIT	99 43
												333	A	Tennessee St.	75 65
LAST 10 Division I															
174	A	Dartmouth	62 50	174	H	Dartmouth	73 63								
126	A	Harvard	62 57	11	A	Princeton	55 77								
52	A	Yale	74 65	67	A	Penn	84 86								
205	A	Brown	76 66	205	H	Brown	74 60								
126	H	Harvard	89 64	52	H	Yale	60 85								

Non-Div I Games:

Columbia

■ Loss,
 ■ Non-Conf, S Site,
 ■ Home
 ■ Away
 N Neutral

Average RPI Win: 273	WON-LOST	WINNING	LAST 10	STRENGTH OF	OPP. STRENGTH	TEAM	ADJ.	CONF.	ADJ CONF.
Average RPI Loss: 200	RECORD	PCT. RANK	GAMES	SCHEDULE	OF SCHEDULE	RPI	RPI	RPI	RPI
DIV. I ONLY	3- 24	334	3-7	245	309	334	334	29	29
DIV. I NON-CONF.	0- 12	338	0	118	176	321	321	29	29
TOTALS	RPI 1-25	RPI 26-50	W-L RECORDS	RPI 51-100	RPI 101-150	RPI 150+			
3- 24	0- 0	0- 3	OVERALL	0- 3	0- 2	3- 16			
1- 9	0- 0	0- 0	HOME	0- 0	0- 0	1- 9			
2- 15	0- 0	0- 3	AWAY	0- 3	0- 2	2- 7			
0- 0	0- 0	0- 0	NEUTRAL	0- 0	0- 0	0- 0			
0- 12	0- 0	0- 3	NON-CONFERENCE	0- 3	0- 1	0- 5			
0- 2	0- 0	0- 0	HOME	0- 0	0- 0	0- 2			
0- 10	0- 0	0- 3	AWAY	0- 3	0- 1	0- 3			
0- 0	0- 0	0- 0	NEUTRAL	0- 0	0- 0	0- 0			
3- 12	0- 0	0- 0	CONFERENCE	0- 0	0- 1	3- 11			
1- 7	0- 0	0- 0	HOME	0- 0	0- 0	1- 7			
2- 5	0- 0	0- 0	AWAY	0- 0	0- 1	2- 4			
0- 0	0- 0	0- 0	NEUTRAL	0- 0	0- 0	0- 0			

RPI S	Opponent	Score	RPI S	Opponent	Score	RPI S	Opponent	Score	RPI S	Opponent	Score	Team's RPI: 334
29	A South Dakota	44 82	66	A West Virginia	47 82	106	A Bethune-Cookman	51 82				
42	A Rutgers	33 107	69	A South Dakota St.	41 94	148	A George Washington	35 54				
49	A Dayton	48 78	77	A Cincinnati	40 86	154	H N.C. A&T	38 84				
						156	A Norfolk St.	57 55				
						156	H Norfolk St.	48 85				
						196	A La Salle	46 79				
						243	A Morgan St.	42 68				
						243	H Morgan St.	42 47				
						244	A Marshall	47 60				
						265	A Howard	52 64				
						265	H Howard	54 66				
						277	A Delaware St.	55 72				
						277	H Delaware St.	65 72				
						282	H Niagara	67 82				
						293	A UMBC	48 71				
						305	H N.C. Central	44 58				
						314	H UMES	66 63				
						323	H Saint Peter's	57 82				
						341	A Florida A&M	48 58				
						350	A South Carolina St.	61 42				
						350	H South Carolina St.	60 71				
LAST 10 Division I												
243	A Morgan St.	42 68	305	H N.C. Central	44 58							
277	H Delaware St.	65 72	265	A Howard	52 64							
156	A Norfolk St.	57 55	277	A Delaware St.	55 72							
350	A South Carolina St.	61 42	265	H Howard	54 66							
314	H UMES	66 63	243	H Morgan St.	42 47							

Non-Div I Games:

Coppin St.

Average RPI Win: 245	WON-LOST	WINNING	LAST 10	STRENGTH OF	OPP. STRENGTH	TEAM	ADJ.	CONF.	ADJ CONF.
Average RPI Loss: 103	RECORD	PCT. RANK	GAMES	SCHEDULE	OF SCHEDULE	RPI	RPI	RPI	RPI
DIV. I ONLY	10- 14	226	2-8	134	140	187	187	7	7
DIV. I NON-CONF.	7- 5	131	0	233	272	174	174	8	8
TOTALS	RPI 1-25	RPI 26-50	W-L RECORDS	RPI 51-100	RPI 101-150	RPI 150+			
10- 14	0- 2	0- 0	OVERALL	0- 4	2- 4	8- 4			
5- 6	0- 0	0- 0	HOME	0- 1	1- 3	4- 2			
5- 8	0- 2	0- 0	AWAY	0- 3	1- 1	4- 2			
0- 0	0- 0	0- 0	NEUTRAL	0- 0	0- 0	0- 0			
7- 5	0- 1	0- 0	NON-CONFERENCE	0- 1	0- 2	7- 1			
3- 3	0- 0	0- 0	HOME	0- 0	0- 2	3- 1			
4- 2	0- 1	0- 0	AWAY	0- 1	0- 0	4- 0			
0- 0	0- 0	0- 0	NEUTRAL	0- 0	0- 0	0- 0			
3- 9	0- 1	0- 0	CONFERENCE	0- 3	2- 2	1- 3			
2- 3	0- 0	0- 0	HOME	0- 1	1- 1	1- 1			
1- 6	0- 1	0- 0	AWAY	0- 2	1- 1	0- 2			
0- 0	0- 0	0- 0	NEUTRAL	0- 0	0- 0	0- 0			

RPI 1-25				RPI 26-50				RPI 51-100				RPI 101+ Team's RPI: 187			
RPI	S	Opponent	Score	RPI	S	Opponent	Score	RPI	S	Opponent	Score	RPI	S	Opponent	Score
11	A	Princeton	29 60					52	A	Yale	51 65	101	H	Colgate	58 62
20	A	TCU	49 59					52	H	Yale	67 74	108	A	Columbia	66 76
								66	A	West Virginia	62 68	108	H	Columbia	80 77
								67	A	Penn	41 63	122	H	Duquesne	62 72
												126	A	Harvard	55 47
												126	H	Harvard	58 73
												164	H	Binghamton	56 59
												174	A	Dartmouth	79 82
												174	H	Dartmouth	65 67
												205	A	Brown	73 77
												205	H	Brown	74 63
												218	A	UMass Lowell	70 56
												277	A	Delaware St.	77 51
												282	H	Niagara	82 59
												289	H	ETSU	71 43
												294	A	St. Bonaventure	70 42
												319	A	Albany (NY)	71 51
												330	H	NJIT	68 44
LAST 10 Division I															
126	A	Harvard	55 47	126	H	Harvard	58 73	67	A	Penn	41 63	11	A	Princeton	29 60
174	A	Dartmouth	79 82	52	H	Yale	67 74	52	H	Yale	67 74	205	H	Brown	74 63
205	A	Brown	73 77	174	H	Dartmouth	65 67								

Non-Div I Games:

Cornell

Creighton

Through Games Of March 3, 2020

Average RPI Win:	148	WON-LOST	WINNING	LAST 10	STRENGTH OF	OPP. STRENGTH	TEAM	ADJ.	CONF.	ADJ CONF.
Average RPI Loss:	52	RECORD	PCT. RANK	GAMES	SCHEDULE	OF SCHEDULE	RPI	RPI	RPI	RPI
DIV. I ONLY	19- 10	82	6-4	60	59	45	45	6	6	
DIV. I NON-CONF.	8- 3	68	0	42	33	19	19	6	6	
TOTALS	RPI 1-25	RPI 26-50	W-L RECORDS	RPI 51-100	RPI 101-150	RPI 150+				
19- 10	1- 1	1- 4	OVERALL	7- 5	1- 0	9- 0				
10- 3	0- 1	1- 0	HOME	4- 2	0- 0	5- 0				
7- 7	1- 0	0- 4	AWAY	2- 3	0- 0	4- 0				
2- 0	0- 0	0- 0	NEUTRAL	1- 0	1- 0	0- 0				
8- 3	0- 0	0- 3	NON-CONFERENCE	4- 0	1- 0	3- 0				
4- 0	0- 0	0- 0	HOME	2- 0	0- 0	2- 0				
2- 3	0- 0	0- 3	AWAY	1- 0	0- 0	1- 0				
2- 0	0- 0	0- 0	NEUTRAL	1- 0	1- 0	0- 0				
11- 7	1- 1	1- 1	CONFERENCE	3- 5	0- 0	6- 0				
6- 3	0- 1	1- 0	HOME	2- 2	0- 0	3- 0				
5- 4	1- 0	0- 1	AWAY	1- 3	0- 0	3- 0				
0- 0	0- 0	0- 0	NEUTRAL	0- 0	0- 0	0- 0				

RPI 1-25				RPI 26-50				Team's RPI: 45	RPI 51-100				RPI 101+			
RPI	S	Opponent	Score	RPI	S	Opponent	Score		RPI	S	Opponent	Score	RPI	S	Opponent	Score
19	A	DePaul	63 61	26	A	Drake	53 63		64	A	St. John's (NY)	58 63	116	N	Temple	69 59
19	H	DePaul	71 74	28	A	Marquette	50 52		64	H	St. John's (NY)	70 77	170	H	Wichita St.	56 46
				28	H	Marquette	72 62		66	N	West Virginia	82 75	184	A	Providence	77 68
				29	A	South Dakota	65 72		69	H	South Dakota St.	61 48	184	H	Providence	72 63
				30	A	Arizona St.	55 70		73	A	Seton Hall	70 82	241	A	Georgetown	65 56
									73	H	Seton Hall	78 66	241	H	Georgetown	95 78
									75	A	Villanova	58 42	262	A	Xavier	76 62
									75	H	Villanova	67 47	262	H	Xavier	62 55
									76	H	UNI	57 54	268	H	North Dakota St.	70 59
									88	A	Nebraska	79 74	316	A	Omaha	67 54
									93	A	Butler	61 76				
									93	H	Butler	67 73				
LAST 10 Division I																
241	H	Georgetown	95 78	64	H	St. John's (NY)	70 77									
75	H	Villanova	67 47	184	A	Providence	77 68									
262	A	Xavier	76 62	28	A	Marquette	50 52									
93	A	Butler	61 76	19	A	DePaul	63 61									
73	H	Seton Hall	78 66	93	H	Butler	67 73									

Non-Div I Games:

Creighton

Loss, Non-Conf, S Site, H Home A Away N Neutral

Dartmouth

Through Games Of March 3, 2020

Average RPI Win:	209	WON-LOST	WINNING	LAST 10	STRENGTH OF	OPP. STRENGTH	TEAM	ADJ.	CONF.	ADJ CONF.
Average RPI Loss:	118	RECORD	PCT. RANK	GAMES	SCHEDULE	OF SCHEDULE	RPI	RPI	RPI	RPI
DIV. I ONLY	9- 16	262	2-8	46	165	174	174	7	7	
DIV. I NON-CONF.	6- 7	182	0	147	287	160	160	8	8	
TOTALS	RPI 1-25	RPI 26-50	W-L RECORDS	RPI 51-100	RPI 101-150	RPI 150+				
9- 16	0- 3	0- 0	OVERALL	0- 3	1- 5	8- 5				
6- 6	0- 1	0- 0	HOME	0- 2	1- 1	5- 2				
3- 10	0- 2	0- 0	AWAY	0- 1	0- 4	3- 3				
0- 0	0- 0	0- 0	NEUTRAL	0- 0	0- 0	0- 0				
6- 7	0- 1	0- 0	NON-CONFERENCE	0- 0	0- 2	6- 4				
4- 1	0- 0	0- 0	HOME	0- 0	0- 0	4- 1				
2- 6	0- 1	0- 0	AWAY	0- 0	0- 2	2- 3				
0- 0	0- 0	0- 0	NEUTRAL	0- 0	0- 0	0- 0				
3- 9	0- 2	0- 0	CONFERENCE	0- 3	1- 3	2- 1				
2- 5	0- 1	0- 0	HOME	0- 2	1- 1	1- 1				
1- 4	0- 1	0- 0	AWAY	0- 1	0- 2	1- 0				
0- 0	0- 0	0- 0	NEUTRAL	0- 0	0- 0	0- 0				

RPI 1-25				RPI 26-50				RPI 51-100				RPI 101+ Team's RPI: 174			
RPI	S	Opponent	Score	RPI	S	Opponent	Score	RPI	S	Opponent	Score	RPI	S	Opponent	Score
7	A	Northwestern	37 79					52	H	Yale	47 67	108	A	Columbia	63 73
11	A	Princeton	55 87					67	A	Penn	31 67	108	H	Columbia	50 62
11	H	Princeton	34 66					67	H	Penn	33 66	126	A	Harvard	49 64
												126	H	Harvard	63 62
												129	A	Buffalo	49 73
												130	A	Boston U.	56 74
												161	A	Loyola Chicago	40 61
												173	H	Maine	57 41
												181	H	Merrimack	57 52
												185	A	Manhattan	58 70
												187	A	Cornell	67 65
												187	H	Cornell	82 79
												205	H	Brown	71 83
												218	A	UMass Lowell	62 51
												232	A	Fairfield	52 51
												252	H	Texas St.	51 61
												266	A	Loyola Maryland	56 72
												267	H	New Hampshire	66 47
												306	H	Vermont	72 55
LAST 10 Division I															
108	H	Columbia	50 62	108	A	Columbia	63 73								
187	H	Cornell	82 79	52	H	Yale	47 67								
11	A	Princeton	55 87	205	H	Brown	71 83								
67	A	Penn	31 67	67	H	Penn	33 66								
187	A	Cornell	67 65	11	H	Princeton	34 66								

Non-Div I Games:

Dartmouth

Loss, Non-Conf, S Site, H Home A Away N Neutral

Davidson

Through Games Of March 3, 2020

Average RPI Win:	204	WON-LOST	WINNING	LAST 10	STRENGTH OF	OPP. STRENGTH	TEAM	ADJ.	CONF.	ADJ CONF.
Average RPI Loss:	111	RECORD	PCT. RANK	GAMES	SCHEDULE	OF SCHEDULE	RPI	RPI	RPI	RPI
DIV. I ONLY	15- 14	163	3-7	122	132	132	132	132	12	12
DIV. I NON-CONF.	6- 6	164	0	151	150	119	119	12	12	
TOTALS	RPI 1-25	RPI 26-50	W-L RECORDS	RPI 51-100	RPI 101-150	RPI 150+				
15- 14	0- 1	0- 3	OVERALL	2- 3	2- 5	11- 2				
7- 5	0- 0	0- 1	HOME	1- 2	2- 1	4- 1				
7- 9	0- 1	0- 2	AWAY	1- 1	0- 4	6- 1				
1- 0	0- 0	0- 0	NEUTRAL	0- 0	0- 0	1- 0				
6- 6	0- 1	0- 2	NON-CONFERENCE	0- 1	0- 2	6- 0				
2- 1	0- 0	0- 0	HOME	0- 1	0- 0	2- 0				
3- 5	0- 1	0- 2	AWAY	0- 0	0- 2	3- 0				
1- 0	0- 0	0- 0	NEUTRAL	0- 0	0- 0	1- 0				
9- 8	0- 0	0- 1	CONFERENCE	2- 2	2- 3	5- 2				
5- 4	0- 0	0- 1	HOME	1- 1	2- 1	2- 1				
4- 4	0- 0	0- 0	AWAY	1- 1	0- 2	3- 1				
0- 0	0- 0	0- 0	NEUTRAL	0- 0	0- 0	0- 0				

RPI	S	Opponent	Score	RPI	S	Opponent	Score	RPI	S	Opponent	Score	RPI	S	Opponent	Score	Team's RPI: 132
24	A	Duke	52 82	32	A	Virginia Tech	68 88	53	H	Charlotte	64 75	108	A	Columbia	60 63	
				40	A	Drexel	63 74	89	A	Fordham	46 47	121	A	Richmond	57 69	
				49	H	Dayton	49 55	89	H	Fordham	74 62	122	H	Duquesne	79 76	
								94	A	Saint Louis	65 58	134	A	Florida	50 55	
								97	H	VCU	51 55	143	A	Massachusetts	48 61	
												143	H	Massachusetts	62 70	
												148	H	George Washington	62 55	
												171	A	High Point	73 63	
												196	A	La Salle	70 61	
												196	H	La Salle	67 63	
												211	A	UMKC	74 64	
												215	A	Rhode Island	77 70	
												215	H	Rhode Island	79 67	
												230	H	Saint Joseph's	54 63	
												241	H	Georgetown	66 52	
												248	A	George Mason	76 69	
												276	N	UC Irvine	78 72	
												289	A	ETSU	75 60	
												294	A	St. Bonaventure	56 68	
												342	H	Western Caro.	101 51	
LAST 10 Division I																
196	H	La Salle	67 63	122	H	Duquesne	79 76									
97	H	VCU	51 55	89	A	Fordham	46 47									
196	A	La Salle	70 61	294	A	St. Bonaventure	56 68									
143	A	Massachusetts	48 61	49	H	Dayton	49 55									
230	H	Saint Joseph's	54 63	143	H	Massachusetts	62 70									

Non-Div I Games: Newberry

75 46

Davidson

■ Loss,
 ■ Non-Conf,
 ■ S Site,
 ■ H Home
 ■ A Away
 N Neutral

Average RPI Win:	181	WON-LOST	WINNING	LAST 10	STRENGTH OF	OPP. STRENGTH	TEAM	ADJ.	CONF.	ADJ CONF.
Average RPI Loss:	62	RECORD	PCT. RANK	GAMES	SCHEDULE	OF SCHEDULE	RPI	RPI	RPI	RPI
DIV. I ONLY	22- 8	49	9-1	107	79	49	49	12	12	
DIV. I NON-CONF.	7- 7	164	0	131	9	134	134	12	12	
TOTALS	RPI 1-25	RPI 26-50	W-L RECORDS	RPI 51-100	RPI 101-150	RPI 150+				
22- 8	0- 4	0- 0	OVERALL	4- 1	6- 3	12- 0				
11- 2	0- 2	0- 0	HOME	3- 0	2- 0	6- 0				
9- 3	0- 1	0- 0	AWAY	1- 1	4- 1	4- 0				
2- 3	0- 1	0- 0	NEUTRAL	0- 0	0- 2	2- 0				
7- 7	0- 4	0- 0	NON-CONFERENCE	0- 0	0- 3	7- 0				
3- 2	0- 2	0- 0	HOME	0- 0	0- 0	3- 0				
2- 2	0- 1	0- 0	AWAY	0- 0	0- 1	2- 0				
2- 3	0- 1	0- 0	NEUTRAL	0- 0	0- 2	2- 0				
15- 1	0- 0	0- 0	CONFERENCE	4- 1	6- 0	5- 0				
8- 0	0- 0	0- 0	HOME	3- 0	2- 0	3- 0				
7- 1	0- 0	0- 0	AWAY	1- 1	4- 0	2- 0				
0- 0	0- 0	0- 0	NEUTRAL	0- 0	0- 0	0- 0				

RPI S	Opponent	Score	RPI S	Opponent	Score	Team's RPI: 49	RPI S	Opponent	Score	RPI S	Opponent	Score
1	H South Carolina	49 75					89	A Fordham	38 50	113	N Auburn	74 76
6	H UConn	37 75					89	H Fordham	48 44	121	A Richmond	65 51
10	N Gonzaga	65 76					94	A Saint Louis	78 66	122	H Duquesne	54 41
16	A Central Mich.	80 81					94	H Saint Louis	48 47	128	N Wake Forest	59 78
							97	H VCU	72 67	129	A Buffalo	59 67
										132	A Davidson	55 49
										143	A Massachusetts	52 51
										148	A George Washington	66 50
										148	H George Washington	50 44
										151	A Northeastern	71 60
										173	N Maine	78 49
										180	A Toledo	60 42
										196	A La Salle	98 58
										215	H Rhode Island	71 60
										230	A Saint Joseph's	59 44
										234	N East Carolina	94 68
										248	H George Mason	59 55
										255	H Lipscomb	82 60
										281	H Morehead St.	58 41
										294	H St. Bonaventure	78 51
										334	H Coppin St.	78 48
LAST 10 Division I												
94	A Saint Louis	78 66	143	A Massachusetts	52 51							
294	H St. Bonaventure	78 51	215	H Rhode Island	71 60							
89	A Fordham	38 50	132	A Davidson	55 49							
148	H George Washington	50 44	230	A Saint Joseph's	59 44							
97	H VCU	72 67	89	H Fordham	48 44							

Non-Div I Games:

Dayton

■ Loss,
 ■ Non-Conf, S Site,
 ■ Home
 ■ Away
 N Neutral

DePaul

DePaul				Through Games Of March 3, 2020						
Average RPI Win:	141	WON-LOST	WINNING	LAST 10	STRENGTH OF	OPP. STRENGTH	TEAM	ADJ.	CONF.	ADJ CONF.
Average RPI Loss:	34	RECORD	PCT. RANK	GAMES	SCHEDULE	OF SCHEDULE	RPI	RPI	RPI	RPI
DIV. I ONLY		25- 5	22	7-3	63	61	19	19	6	6
DIV. I NON-CONF.		10- 2	29	0	43	35	15	15	6	6
<hr/>										
TOTALS	RPI 1-25	RPI 26-50		W-L RECORDS		RPI 51-100		RPI 101-150		RPI 150+
25- 5	1- 2	3- 2		OVERALL		9- 1		1- 0		11- 0
14- 2	0- 1	2- 1		HOME		5- 0		0- 0		7- 0
11- 3	1- 1	1- 1		AWAY		4- 1		1- 0		4- 0
0- 0	0- 0	0- 0		NEUTRAL		0- 0		0- 0		0- 0
<hr/>										
10- 2	1- 2	1- 0		NON-CONFERENCE		2- 0		1- 0		5- 0
6- 1	0- 1	1- 0		HOME		1- 0		0- 0		4- 0
4- 1	1- 1	0- 0		AWAY		1- 0		1- 0		1- 0
0- 0	0- 0	0- 0		NEUTRAL		0- 0		0- 0		0- 0
<hr/>										
15- 3	0- 0	2- 2		CONFERENCE		7- 1		0- 0		6- 0
8- 1	0- 0	1- 1		HOME		4- 0		0- 0		3- 0
7- 2	0- 0	1- 1		AWAY		3- 1		0- 0		3- 0
0- 0	0- 0	0- 0		NEUTRAL		0- 0		0- 0		0- 0

RPI 1-25				Team's RPI: 19				RPI 26-50				RPI 51-100				RPI 101+			
RPI	S	Opponent	Score	RPI	S	Opponent	Score	RPI	S	Opponent	Score	RPI	S	Opponent	Score	RPI	S	Opponent	Score
6	H	UConn	74 84	28	A	Marquette	83 90	64	A	St. John's (NY)	71 65	120	A	Green Bay	76 65				
7	A	Northwestern	70 68	28	H	Marquette	89 71	64	H	St. John's (NY)	74 69	161	A	Loyola Chicago	83 76				
18	A	Oregon St.	77 98	40	H	Drexel	81 57	73	A	Seton Hall	86 76	184	A	Providence	80 67				
				45	A	Creighton	74 71	73	H	Seton Hall	85 68	184	H	Providence	93 71				
				45	H	Creighton	61 63	75	A	Villanova	58 76	212	H	Miami (OH)	98 79				
								75	H	Villanova	85 69	219	H	Milwaukee	94 65				
								93	A	Butler	80 65	241	A	Georgetown	87 69				
								93	H	Butler	89 60	241	H	Georgetown	92 66				
								98	H	Miami (FL)	89 83	254	H	Arkansas St.	109 64				
								100	A	Notre Dame	105 94	262	A	Xavier	91 68				
												262	H	Xavier	97 65				
												320	H	Alabama St.	105 76				
LAST 10 Division I																			
				28	A	Marquette	83 90	73	A	Seton Hall	86 76								
				75	A	Villanova	58 76	64	A	St. John's (NY)	71 65								
				241	A	Georgetown	87 69	184	H	Providence	93 71								
				262	H	Xavier	97 65	45	H	Creighton	61 63								
				93	H	Butler	89 60	241	H	Georgetown	92 66								

Non-Div I Games:

DePaul

Delaware

Through Games Of March 3, 2020

Average RPI Win:	211	WON-LOST	WINNING	LAST 10	STRENGTH OF	OPP. STRENGTH	TEAM	ADJ.	CONF.	ADJ CONF.
Average RPI Loss:	124	RECORD	PCT. RANK	GAMES	SCHEDULE	OF SCHEDULE	RPI	RPI	RPI	RPI
DIV. I ONLY	10- 17	252	5-5	86	146	179	179	14	14	
DIV. I NON-CONF.	4- 7	225	0	70	148	150	150	13	13	
TOTALS	RPI 1-25	RPI 26-50	W-L RECORDS	RPI 51-100	RPI 101-150	RPI 150+				
10- 17	0- 1	0- 5	OVERALL	0- 1	1- 3	9- 7				
4- 7	0- 0	0- 2	HOME	0- 0	0- 2	4- 3				
5- 10	0- 1	0- 3	AWAY	0- 1	1- 1	4- 4				
1- 0	0- 0	0- 0	NEUTRAL	0- 0	0- 0	1- 0				
4- 7	0- 1	0- 1	NON-CONFERENCE	0- 1	1- 1	3- 3				
1- 3	0- 0	0- 0	HOME	0- 0	0- 1	1- 2				
2- 4	0- 1	0- 1	AWAY	0- 1	1- 0	1- 1				
1- 0	0- 0	0- 0	NEUTRAL	0- 0	0- 0	1- 0				
6- 10	0- 0	0- 4	CONFERENCE	0- 0	0- 2	6- 4				
3- 4	0- 0	0- 2	HOME	0- 0	0- 1	3- 1				
3- 6	0- 0	0- 2	AWAY	0- 0	0- 1	3- 3				
0- 0	0- 0	0- 0	NEUTRAL	0- 0	0- 0	0- 0				

RPI	S	Opponent	Score	RPI	S	Opponent	Score	RPI	S	Opponent	Score	RPI	S	Opponent	Score	Team's RPI: 179
3	A	Maryland	55 99	36	A	James Madison	64 69	53	A	Charlotte	57 61	109	A	William & Mary	58 68	
				36	H	James Madison	39 60					109	H	William & Mary	60 78	
				37	A	UCF	49 75					117	A	Robert Morris	73 62	
				40	A	Drexel	59 63					148	H	George Washington	49 63	
				40	H	Drexel	32 52					151	A	Northeastern	81 69	
												151	H	Northeastern	62 72	
												173	H	Maine	56 69	
												177	A	Elon	65 56	
												177	H	Elon	73 60	
												178	A	Gardner-Webb	65 67	
												183	A	Towson	66 76	
												183	H	Towson	69 62	
												195	N	Santa Clara	81 80	
												216	A	Cal St. Fullerton	72 55	
												248	H	George Mason	63 44	
												261	A	Col. of Charleston	73 84	
												271	A	UNCW	65 71	
												277	H	Delaware St.	64 67	
												324	A	Hofstra	77 67	
												324	H	Hofstra	80 59	
LAST 10 Division I																
				36	A	James Madison	64 69					324	A	Hofstra	77 67	
				183	A	Towson	66 76					151	A	Northeastern	81 69	
				109	H	William & Mary	60 78					183	H	Towson	69 62	
				177	H	Elon	73 60					36	H	James Madison	39 60	
				40	H	Drexel	32 52					177	A	Elon	65 56	

Non-Div I Games:

Delaware

Loss, Non-Conf, S Site, H Home A Away N Neutral

Average RPI Win: 303		WON-LOST	WINNING	LAST 10	STRENGTH OF	OPP. STRENGTH	TEAM	ADJ.	CONF.	ADJ CONF.
Average RPI Loss: 159		RECORD	PCT. RANK	GAMES	SCHEDULE	OF SCHEDULE	RPI	RPI	RPI	RPI
DIV. I ONLY		10- 16	241	5-5	219	343	277	277	29	29
DIV. I NON-CONF.		2- 9	304	0	53	328	256	256	29	29
TOTALS		RPI 1-25	RPI 26-50	W-L RECORDS	RPI 51-100	RPI 101-150	RPI 150+			
10- 16	0- 0		0- 1	OVERALL	0- 2	0- 3	10- 10			
6- 9	0- 0		0- 0	HOME	0- 1	0- 3	6- 5			
4- 7	0- 0		0- 1	AWAY	0- 1	0- 0	4- 5			
0- 0	0- 0		0- 0	NEUTRAL	0- 0	0- 0	0- 0			
2- 9	0- 0		0- 1	NON-CONFERENCE	0- 2	0- 2	2- 4			
1- 6	0- 0		0- 0	HOME	0- 1	0- 2	1- 3			
1- 3	0- 0		0- 1	AWAY	0- 1	0- 0	1- 1			
0- 0	0- 0		0- 0	NEUTRAL	0- 0	0- 0	0- 0			
8- 7	0- 0		0- 0	CONFERENCE	0- 0	0- 1	8- 6			
5- 3	0- 0		0- 0	HOME	0- 0	0- 1	5- 2			
3- 4	0- 0		0- 0	AWAY	0- 0	0- 0	3- 4			
0- 0	0- 0		0- 0	NEUTRAL	0- 0	0- 0	0- 0			

[illegible]

Non-Div I Games:	Post	67	41	Georgian Court	69	48
------------------	------	----	----	----------------	----	----

Delaware St.

Loss, Non-Conf, S Site, H Home A Away N Neutral

Denver

Average RPI Win: **246**
Average RPI Loss: **175**

WON-LOST
RECORD

WINNING
PCT. RANK

LAST 10
GAMES

Through Games Of March 3, 2020

STRENGTH OF
SCHEDULE

OPP. STRENGTH
OF SCHEDULE

TEAM
RPI

ADJ.
RPI

CONF.
RPI

ADJ CONF.
RPI

DIV. I ONLY	14- 14	173	7-3	251	255	229	229	19	19
DIV. I NON-CONF.	5- 7	205	0	221	327	278	278	18	18
TOTALS	RPI 1-25	RPI 26-50	W-L RECORDS	RPI 51-100	RPI 101-150	RPI 150+			
14- 14	0- 0	0- 2	OVERALL	1- 2	0- 1	13- 9			
10- 5	0- 0	0- 1	HOME	0- 1	0- 0	10- 3			
4- 7	0- 0	0- 1	AWAY	1- 1	0- 0	3- 5			
0- 2	0- 0	0- 0	NEUTRAL	0- 0	0- 1	0- 1			
5- 7	0- 0	0- 0	NON-CONFERENCE	0- 1	0- 1	5- 5			
5- 2	0- 0	0- 0	HOME	0- 0	0- 0	5- 2			
0- 3	0- 0	0- 0	AWAY	0- 1	0- 0	0- 2			
0- 2	0- 0	0- 0	NEUTRAL	0- 0	0- 1	0- 1			
9- 7	0- 0	0- 2	CONFERENCE	1- 1	0- 0	8- 4			
5- 3	0- 0	0- 1	HOME	0- 1	0- 0	5- 1			
4- 4	0- 0	0- 1	AWAY	1- 0	0- 0	3- 3			
0- 0	0- 0	0- 0	NEUTRAL	0- 0	0- 0	0- 0			

RPI 1-25				RPI 26-50				RPI 51-100				RPI 101+ Team's RPI: 229			
RPI	S	Opponent	Score	RPI	S	Opponent	Score	RPI	S	Opponent	Score	RPI	S	Opponent	Score
29	A	South Dakota	61 104	29	H	South Dakota	60 92	69	A	South Dakota St.	72 62	145	N	Western Mich.	70 79
								69	H	South Dakota St.	79 86	153	N	Akron	72 88
								84	A	Colorado	70 96	163	H	Wyoming	71 57
												176	H	Southern Utah	81 73
												206	A	Western Ill.	75 82
												206	H	Western Ill.	84 78
												211	A	UMKC	79 83
												217	A	Oral Roberts	72 84
												217	H	Oral Roberts	91 79
												221	A	North Dakota	91 81
												221	H	North Dakota	82 90
												224	H	Northern Colo.	74 55
												242	H	Alabama A&M	83 86
												263	A	Lamar University	59 71
												268	A	North Dakota St.	80 85
												268	H	North Dakota St.	91 82
												276	H	UC Irvine	83 75
												310	H	Cal Poly	96 66
												312	H	New Mexico St.	75 78
												316	A	Omaha	86 80
												316	H	Omaha	66 60
												339	A	Purdue Fort Wayne	85 67
												339	H	Purdue Fort Wayne	83 57
LAST 10 Division I															
206	H	Western Ill.	84 78	339	H	Purdue Fort Wayne	83 57								
339	A	Purdue Fort Wayne	85 67	29	H	South Dakota	60 92								
217	H	Oral Roberts	91 79	217	A	Oral Roberts	72 84								
316	A	Omaha	86 80	268	A	North Dakota St.	80 85								
69	A	South Dakota St.	72 62	221	A	North Dakota	91 81								

Non-Div I Games: Colo. Christian 89 49

Denver

Loss, Non-Conf, S Site, H Home A Away N Neutral

Detroit Mercy

Through Games Of March 3, 2020

Average RPI Win:	293	WON-LOST	WINNING	LAST 10	STRENGTH OF	OPP. STRENGTH	TEAM	ADJ.	CONF.	ADJ CONF.
Average RPI Loss:	180	RECORD	PCT. RANK	GAMES	SCHEDULE	OF SCHEDULE	RPI	RPI	RPI	RPI
DIV. I ONLY	3- 27	344	1-9	198	280	332	332	22	22	
DIV. I NON-CONF.	0- 11	338	0	197	250	335	335	22	22	
TOTALS	RPI 1-25	RPI 26-50	W-L RECORDS	RPI 51-100	RPI 101-150	RPI 150+				
3- 27	0- 0	0- 0	OVERALL	0- 4	0- 4	3- 19				
2- 12	0- 0	0- 0	HOME	0- 1	0- 2	2- 9				
1- 13	0- 0	0- 0	AWAY	0- 3	0- 2	1- 8				
0- 2	0- 0	0- 0	NEUTRAL	0- 0	0- 0	0- 2				
0- 11	0- 0	0- 0	NON-CONFERENCE	0- 2	0- 2	0- 7				
0- 5	0- 0	0- 0	HOME	0- 0	0- 1	0- 4				
0- 4	0- 0	0- 0	AWAY	0- 2	0- 1	0- 1				
0- 2	0- 0	0- 0	NEUTRAL	0- 0	0- 0	0- 2				
3- 16	0- 0	0- 0	CONFERENCE	0- 2	0- 2	3- 12				
2- 7	0- 0	0- 0	HOME	0- 1	0- 1	2- 5				
1- 9	0- 0	0- 0	AWAY	0- 1	0- 1	1- 7				
0- 0	0- 0	0- 0	NEUTRAL	0- 0	0- 0	0- 0				

RPI S	Opponent	Score	RPI S	Opponent	Score	RPI S	Opponent	Score	RPI S	Opponent	Score	Team's RPI: 332
						74	A IUPUI	45 82	120	A Green Bay	45 72	
						74	H IUPUI	54 95	120	H Green Bay	48 65	
						92	A Michigan St.	52 110	145	A Western Mich.	67 82	
						93	A Butler	60 82	149	H Valparaiso	58 77	
									153	H Akron	60 81	
									155	A Wright St.	61 67	
									155	H Wright St.	58 66	
									161	H Loyola Chicago	60 89	
									175	H Eastern Mich.	70 84	
									180	H Toledo	64 82	
									182	A Northern Ky.	60 72	
									182	A Northern Ky.	47 94	
									182	H Northern Ky.	61 82	
									199	A Cleveland St.	63 68	
									199	H Cleveland St.	70 59	
									210	N Tennessee Tech	47 69	
									219	A Milwaukee	51 76	
									219	H Milwaukee	48 63	
									248	A George Mason	62 75	
									257	A Youngstown St.	66 72	
									257	H Youngstown St.	47 62	
									284	A Oakland	60 65	
									284	H Oakland	57 71	
									302	N Sacred Heart	60 66	
									340	A UIC	70 62	
									340	H UIC	58 52	
LAST 10 Division I												
			182	A Northern Ky.	47 94	219	A Milwaukee	51 76				
			155	H Wright St.	58 66	120	A Green Bay	45 72				
			182	H Northern Ky.	61 82	340	H UIC	58 52				
			199	A Cleveland St.	63 68	74	H IUPUI	54 95				
			257	A Youngstown St.	66 72	284	A Oakland	60 65				

Non-Div I Games:

Detroit Mercy

Loss, Non-Conf, S Site, H Home A Away N Neutral

Drake

Through Games Of March 3, 2020

Average RPI Win:	148	WON-LOST	WINNING	LAST 10	STRENGTH OF	OPP. STRENGTH	TEAM	ADJ.	CONF.	ADJ CONF.
Average RPI Loss:	32	RECORD	PCT. RANK	GAMES	SCHEDULE	OF SCHEDULE	RPI	RPI	RPI	RPI
DIV. I ONLY	21- 7	40	9-1	51	67	26	26	8	8	
DIV. I NON-CONF.	7- 4	100	0	46	2	42	42	7	7	
TOTALS	RPI 1-25	RPI 26-50	W-L RECORDS	RPI 51-100	RPI 101-150	RPI 150+				
21- 7	0- 3	3- 3	OVERALL	4- 1	5- 0	9- 0				
12- 1	0- 1	3- 0	HOME	3- 0	2- 0	4- 0				
7- 5	0- 2	0- 2	AWAY	1- 1	2- 0	4- 0				
2- 1	0- 0	0- 1	NEUTRAL	0- 0	1- 0	1- 0				
7- 4	0- 1	2- 2	NON-CONFERENCE	1- 1	1- 0	3- 0				
4- 0	0- 0	2- 0	HOME	1- 0	0- 0	1- 0				
1- 3	0- 1	0- 1	AWAY	0- 1	0- 0	1- 0				
2- 1	0- 0	0- 1	NEUTRAL	0- 0	1- 0	1- 0				
14- 3	0- 2	1- 1	CONFERENCE	3- 0	4- 0	6- 0				
8- 1	0- 1	1- 0	HOME	2- 0	2- 0	3- 0				
6- 2	0- 1	0- 1	AWAY	1- 0	2- 0	3- 0				
0- 0	0- 0	0- 0	NEUTRAL	0- 0	0- 0	0- 0				

RPI 1-25				RPI 26-50				Team's RPI: 26				RPI 51-100				RPI 101+			
RPI	S	Opponent	Score	RPI	S	Opponent	Score	RPI	S	Opponent	Score	RPI	S	Opponent	Score	RPI	S	Opponent	Score
9	A	Missouri St.	67 69	29	A	South Dakota	94 102	62	A	Illinois St.	69 67	103	A	Southern Ill.	73 65				
9	H	Missouri St.	83 89	41	A	Bradley	76 77	62	H	Illinois St.	87 82	103	H	Southern Ill.	91 76				
12	A	Iowa	67 79	41	H	Bradley	85 72	69	H	South Dakota St.	74 67	113	N	Auburn	83 82				
				45	H	Creighton	63 53	76	H	UNI	104 87	149	A	Valparaiso	83 79				
				46	N	Purdue	47 67	78	A	Oklahoma	84 93	149	H	Valparaiso	87 66				
				47	H	Iowa St.	86 81					161	A	Loyola Chicago	83 75				
												161	H	Loyola Chicago	80 52				
												173	N	Maine	94 62				
												188	A	Northern Ill.	73 49				
												206	H	Western Ill.	94 75				
												274	A	Indiana St.	92 71				
												274	H	Indiana St.	105 65				
												331	A	Evansville	66 51				
												331	H	Evansville	108 44				
LAST 10 Division I																			
				149	A	Valparaiso	83 79					331	A	Evansville	66 51				
				161	A	Loyola Chicago	83 75					9	H	Missouri St.	83 89				
				62	H	Illinois St.	87 82					103	H	Southern Ill.	91 76				
				41	H	Bradley	85 72					161	H	Loyola Chicago	80 52				
				274	A	Indiana St.	92 71					149	H	Valparaiso	87 66				

Non-Div I Games: Waldorf 103 18

Drake

Loss, Non-Conf, S Site, H Home A Away N Neutral

Average RPI Win: 175	WON-LOST	WINNING	LAST 10	STRENGTH OF	OPP. STRENGTH	TEAM	ADJ.	CONF.	ADJ CONF.
Average RPI Loss: 100	RECORD	PCT. RANK	GAMES	SCHEDULE	OF SCHEDULE	RPI	RPI	RPI	RPI
DIV. I ONLY	21- 7	40	9-1	93	127	40	40	14	14
DIV. I NON-CONF.	7- 5	131	0	64	85	82	82	13	13
TOTALS	RPI 1-25	RPI 26-50	W-L RECORDS	RPI 51-100	RPI 101-150	RPI 150+			
21- 7	0- 1	1- 1	OVERALL	1- 2	4- 2	15- 1			
12- 1	0- 0	1- 0	HOME	1- 0	3- 1	7- 0			
9- 5	0- 1	0- 1	AWAY	0- 2	1- 0	8- 1			
0- 1	0- 0	0- 0	NEUTRAL	0- 0	0- 1	0- 0			
7- 5	0- 1	0- 0	NON-CONFERENCE	1- 2	2- 2	4- 0			
5- 1	0- 0	0- 0	HOME	1- 0	2- 1	2- 0			
2- 3	0- 1	0- 0	AWAY	0- 2	0- 0	2- 0			
0- 1	0- 0	0- 0	NEUTRAL	0- 0	0- 1	0- 0			
14- 2	0- 0	1- 1	CONFERENCE	0- 0	2- 0	11- 1			
7- 0	0- 0	1- 0	HOME	0- 0	1- 0	5- 0			
7- 2	0- 0	0- 1	AWAY	0- 0	1- 0	6- 1			
0- 0	0- 0	0- 0	NEUTRAL	0- 0	0- 0	0- 0			

RPI 1-25				RPI 26-50				Team's RPI: 40		RPI 51-100				RPI 101+			
RPI	S	Opponent	Score	RPI	S	Opponent	Score		RPI	S	Opponent	Score	RPI	S	Opponent	Score	
19	A	DePaul	57 81	36	A	James Madison	39 69		51	A	Bucknell	49 60	109	A	William & Mary	61 54	
				36	H	James Madison	70 48		67	A	Penn	49 53	109	H	William & Mary	84 74	
									75	H	Villanova	54 52	121	H	Richmond	58 52	
													129	N	Buffalo	59 63	
													132	H	Davidson	74 63	
													135	H	Pacific	51 58	
													151	A	Northeastern	67 51	
													151	H	Northeastern	50 41	
													173	H	Maine	70 57	
													177	A	Elon	55 53	
													177	H	Elon	66 47	
													179	A	Delaware	52 32	
													179	H	Delaware	63 59	
													183	A	Towson	63 60	
													183	H	Towson	59 50	
													189	A	Quinnipiac	66 62	
													196	H	La Salle	69 31	
													230	A	Saint Joseph's	62 52	
													261	A	Col. of Charleston	59 73	
													271	A	UNCW	73 72	
													324	A	Hofstra	45 32	
													324	H	Hofstra	74 54	
LAST 10 Division I																	
183	A	Towson	63 60	151	A	Northeastern	67 51		324	A	Hofstra	45 32					
36	A	James Madison	39 69	36	H	James Madison	70 48		183	H	Towson	59 50					
177	H	Elon	66 47	109	H	William & Mary	84 74		109	A	William & Mary	61 54					
179	A	Delaware	52 32														

Non-Div I Games:

Drexel

Duke

Average RPI Win: 108

Average RPI Loss: 56

WON-LOST

RECORD

WINNING

PCT. RANK

LAST 10

GAMES

STRENGTH OF

SCHEDULE

OPP. STRENGTH

OF SCHEDULE

TEAM

RPI

ADJ.

RPI

CONF.

RPI

ADJ CONF.

RPI

DIV. I ONLY

DIV. I NON-CONF.

18- 11

6- 5

99

151

8-2

0

4

2

41

46

24

25

24

25

5

4

5

4

TOTALS

RPI 1-25

RPI 26-50

W-L RECORDS

RPI 51-100

RPI 101-150

RPI 150+

18- 11

12- 3

6- 8

0- 0

6- 5

5- 1

1- 4

0- 0

12- 6

7- 2

5- 4

0- 0

1- 5

0- 2

1- 3

0- 0

0- 3

0- 1

0- 2

0- 0

1- 2

0- 1

1- 1

0- 0

3- 2

3- 0

0- 2

0- 0

1- 1

1- 0

0- 1

0- 0

2- 1

2- 0

0- 1

0- 0

OVERALL

HOME

AWAY

NEUTRAL

NON-CONFERENCE

HOME

AWAY

NEUTRAL

CONFERENCE

HOME

AWAY

NEUTRAL

6- 2

5- 0

1- 2

0- 0

1- 1

1- 0

0- 1

0- 0

5- 1

4- 0

1- 1

0- 0

4- 1

2- 1

2- 0

0- 0

1- 0

1- 0

0- 0

0- 0

3- 1

1- 1

2- 0

0- 0

4- 1

2- 0

2- 1

0- 0

3- 0

2- 0

1- 0

0- 0

1- 1

0- 0

1- 1

0- 0

RPI 1-25

Team's RPI: 24

RPI 26-50

RPI 51-100

RPI 101+

RPI S

Opponent

Score

1

A

South Carolina

46

89

5

A

Louisville

55

60

7

H

Northwestern

42

63

17

A

Texas A&M

58

79

21

A

NC State

70

65

21

H

NC State

60

63

RPI S

Opponent

Score

32

A

Virginia Tech

56

70

32

H

Virginia Tech

72

67

35

A

FGCU

56

78

39

H

Florida St.

66

64

43

H

Troy

99

85

RPI S

Opponent

Score

56

A

Virginia

63

66

56

H

Virginia

62

47

65

H

Boston College

85

73

67

H

Penn

66

50

72

H

Georgia Tech

58

46

88

A

Nebraska

79

83

98

A

Miami (FL)

74

55

100

H

Notre Dame

50

47

RPI S

Opponent

Score

104

A

Syracuse

88

58

128

H

Wake Forest

58

60

132

H

Davidson

82

52

139

A

North Carolina

73

54

139

H

North Carolina

71

61

160

H

Idaho St.

85

66

171

H

High Point

93

57

220

A

UNLV

57

45

228

A

Clemson

58

62

290

A

Pittsburgh

73

56

LAST 10 Division I

290

A

Pittsburgh

73

56

32

A

Virginia Tech

56

70

21

A

NC State

70

65

56

H

Virginia

62

47

39

H

Florida St.

66

64

98

A

Miami (FL)

74

55

139

H

North Carolina

71

61

21

H

NC State

60

63

72

H

Georgia Tech

58

46

Non-Div I Games:

Duke

Average RPI Win: 218	WON-LOST	WINNING	LAST 10	STRENGTH OF	OPP. STRENGTH	TEAM	ADJ.	CONF.	ADJ CONF.
Average RPI Loss: 111	RECORD	PCT. RANK	GAMES	SCHEDULE	OF SCHEDULE	RPI	RPI	RPI	RPI
DIV. I ONLY	20- 10	75	7-3	271	116	122	122	12	12
DIV. I NON-CONF.	10- 3	57	0	294	141	105	105	12	12
TOTALS	RPI 1-25	RPI 26-50	W-L RECORDS	RPI 51-100	RPI 101-150	RPI 150+			
20- 10	0- 0	0- 1	OVERALL	2- 2	0- 7	18- 0			
11- 3	0- 0	0- 0	HOME	1- 0	0- 3	10- 0			
9- 7	0- 0	0- 1	AWAY	1- 2	0- 4	8- 0			
0- 0	0- 0	0- 0	NEUTRAL	0- 0	0- 0	0- 0			
10- 3	0- 0	0- 0	NON-CONFERENCE	0- 1	0- 2	10- 0			
4- 1	0- 0	0- 0	HOME	0- 0	0- 1	4- 0			
6- 2	0- 0	0- 0	AWAY	0- 1	0- 1	6- 0			
0- 0	0- 0	0- 0	NEUTRAL	0- 0	0- 0	0- 0			
10- 7	0- 0	0- 1	CONFERENCE	2- 1	0- 5	8- 0			
7- 2	0- 0	0- 0	HOME	1- 0	0- 2	6- 0			
3- 5	0- 0	0- 1	AWAY	1- 1	0- 3	2- 0			
0- 0	0- 0	0- 0	NEUTRAL	0- 0	0- 0	0- 0			

RPI 1-25			RPI 26-50			RPI 51-100			RPI 101+			Team's RPI: 122
RPI	S	Opponent	Score	RPI	S	Opponent	Score	RPI	S	Opponent	Score	
49	A	Dayton	41 54	60	A	Oklahoma St.	41 84	102	H	Kent St.	75 77	
				89	H	Fordham	74 63	116	A	Temple	72 85	
				94	A	Saint Louis	50 53	121	A	Richmond	64 67	
				97	A	VCU	79 76	132	A	Davidson	76 79	
								143	H	Massachusetts	77 81	
								148	A	George Washington	60 65	
								148	H	George Washington	65 72	
								153	A	Akron	88 63	
								158	A	Lafayette	73 65	
								180	H	Toledo	79 74	
								185	A	Manhattan	76 65	
								187	A	Cornell	72 62	
								196	H	La Salle	82 56	
								215	H	Rhode Island	70 53	
								215	H	Rhode Island	72 62	
								225	H	Kennesaw St.	75 72	
								230	A	Saint Joseph's	58 51	
								230	H	Saint Joseph's	53 42	
								248	H	George Mason	84 63	
								249	A	Iona	76 74	
								275	H	Saint Francis (PA)	72 69	
								290	A	Pittsburgh	81 62	
								294	A	St. Bonaventure	80 57	
								294	H	St. Bonaventure	58 39	
								346	H	Central Conn. St.	72 33	
LAST 10 Division I												
215	H	Rhode Island	70 53	132	A	Davidson	76 79	275	H	Saint Francis (PA)	72 69	
294	A	St. Bonaventure	80 57	121	A	Richmond	64 67	290	A	Pittsburgh	81 62	
89	H	Fordham	74 63	230	H	Saint Joseph's	53 42	294	A	St. Bonaventure	80 57	
148	H	George Washington	65 72	97	A	VCU	79 76	294	H	St. Bonaventure	58 39	
215	H	Rhode Island	72 62	294	H	St. Bonaventure	58 39	346	H	Central Conn. St.	72 33	

Non-Div I Games:

Duquesne

■ Loss,
 ■ Non-Conf,
 ■ S Site,
 ■ H Home
 ■ A Away
 N Neutral

ETSU

RPI 1-25				RPI 26-50				RPI 51-100				RPI 101+				Team's RPI: 289	
RPI	S	Opponent	Score	RPI	S	Opponent	Score	RPI	S	Opponent	Score	RPI	S	Opponent	Score		
				43	A	Troy	61 79	58	H	Tennessee	68 72	128	H	Wake Forest	67 60		
								72	A	Georgia Tech	48 87	132	H	Davidson	60 75		
								99	A	Liberty	63 62	136	A	UNC Greensboro	47 63		
												136	H	UNC Greensboro	45 65		
												154	A	N.C. A&T	69 80		
												169	A	Samford	34 68		
												169	H	Samford	60 76		
												171	A	High Point	62 80		
												187	A	Cornell	43 71		
												190	H	Radford	43 67		
												191	A	Chattanooga	65 69		
												191	H	Chattanooga	82 91		
												199	H	Cleveland St.	54 62		
												200	A	Furman	47 67		
												200	H	Furman	62 81		
												238	H	South Alabama	65 60		
												246	A	Appalachian St.	67 61		
												250	H	UNC Asheville	54 72		
												269	A	Wofford	62 86		
												269	H	Wofford	47 76		
												329	A	Mercer	72 66		
												329	H	Mercer	56 54		
												342	A	Western Caro.	62 57		
												342	H	Western Caro.	76 49		
				191	A	Chattanooga	65 69	136	H	UNC Greensboro	45 65						
				329	H	Mercer	56 54	342	H	Western Caro.	76 49						
				169	H	Samford	60 76	191	H	Chattanooga	82 91						
				200	A	Furman	47 67	169	A	Samford	34 68						
				269	A	Wofford	62 86	329	A	Mercer	72 66						

ETSU

Page 78

East Carolina

Through Games Of March 3, 2020

Average RPI Win:	228	WON-LOST	WINNING	LAST 10	STRENGTH OF	OPP. STRENGTH	TEAM	ADJ.	CONF.	ADJ CONF.
Average RPI Loss:	118	RECORD	PCT. RANK	GAMES	SCHEDULE	OF SCHEDULE	RPI	RPI	RPI	RPI
DIV. I ONLY	9- 20	285	6-4	110	99	234	234	9	9	
DIV. I NON-CONF.	3- 10	282	0	77	123	238	238	9	9	
TOTALS	RPI 1-25	RPI 26-50	W-L RECORDS	RPI 51-100	RPI 101-150	RPI 150+				
9- 20	0- 2	0- 3	OVERALL	0- 6	1- 2	8- 7				
7- 7	0- 1	0- 1	HOME	0- 1	1- 1	6- 3				
2- 11	0- 0	0- 1	AWAY	0- 5	0- 1	2- 4				
0- 2	0- 1	0- 1	NEUTRAL	0- 0	0- 0	0- 0				
3- 10	0- 1	0- 2	NON-CONFERENCE	0- 4	0- 2	3- 1				
2- 4	0- 0	0- 1	HOME	0- 1	0- 1	2- 1				
1- 4	0- 0	0- 0	AWAY	0- 3	0- 1	1- 0				
0- 2	0- 1	0- 1	NEUTRAL	0- 0	0- 0	0- 0				
6- 10	0- 1	0- 1	CONFERENCE	0- 2	1- 0	5- 6				
5- 3	0- 1	0- 0	HOME	0- 0	1- 0	4- 2				
1- 7	0- 0	0- 1	AWAY	0- 2	0- 0	1- 4				
0- 0	0- 0	0- 0	NEUTRAL	0- 0	0- 0	0- 0				

RPI	S	Opponent	Score	RPI	S	Opponent	Score	RPI	S	Opponent	Score	RPI	S	Opponent	Score	Team's RPI: 234
6	H	UConn	42 98	37	A	UCF	55 91	53	H	Charlotte	47 59	109	H	William & Mary	68 78	
7	N	Northwestern	45 64	49	N	Dayton	68 94	68	A	South Fla.	52 81	116	H	Temple	56 50	
				50	H	Middle Tenn.	66 68	70	A	Georgia	50 67	128	A	Wake Forest	53 76	
								77	A	Cincinnati	53 76	166	H	Tulane	53 50	
								97	A	VCU	40 53	170	A	Wichita St.	55 57	
								99	A	Liberty	66 81	170	H	Wichita St.	53 61	
												201	A	Memphis	61 57	
												201	H	Memphis	71 65	
												209	A	Houston	63 72	
												209	H	Houston	53 50	
												222	A	SMU	45 53	
												222	H	SMU	47 55	
												245	A	Tulsa	56 58	
												245	H	Tulsa	59 42	
												265	H	Howard	51 67	
												273	A	Longwood	64 61	
												314	H	UMES	57 42	
												328	H	USC Upstate	69 48	
LAST 10 Division I																
				77	A	Cincinnati	53 76	201	A	Memphis	61 57					
				166	H	Tulane	53 50	222	A	SMU	45 53					
				68	A	South Fla.	52 81	209	H	Houston	53 50					
				116	H	Temple	56 50	170	A	Wichita St.	55 57					
				245	H	Tulsa	59 42	201	H	Memphis	71 65					

Non-Div I Games:

East Carolina

Loss, Non-Conf, S Site, H Home A Away N Neutral

Eastern Ill.

Through Games Of March 3, 2020

Average RPI Win:	261	WON-LOST	WINNING	LAST 10	STRENGTH OF	OPP. STRENGTH	TEAM	ADJ.	CONF.	ADJ CONF.
Average RPI Loss:	153	RECORD	PCT. RANK	GAMES	SCHEDULE	OF SCHEDULE	RPI	RPI	RPI	RPI
DIV. I ONLY	17- 11	112	7-3	338	222	208	208	20	20	
DIV. I NON-CONF.	5- 5	164	0	349	145	306	306	23	23	
TOTALS	RPI 1-25	RPI 26-50	W-L RECORDS	RPI 51-100	RPI 101-150	RPI 150+				
17- 11	0- 0	1- 1	OVERALL	0- 1	0- 4	16- 5				
8- 5	0- 0	1- 0	HOME	0- 0	0- 2	7- 3				
8- 6	0- 0	0- 1	AWAY	0- 1	0- 2	8- 2				
1- 0	0- 0	0- 0	NEUTRAL	0- 0	0- 0	1- 0				
5- 5	0- 0	0- 0	NON-CONFERENCE	0- 0	0- 2	5- 3				
1- 3	0- 0	0- 0	HOME	0- 0	0- 1	1- 2				
3- 2	0- 0	0- 0	AWAY	0- 0	0- 1	3- 1				
1- 0	0- 0	0- 0	NEUTRAL	0- 0	0- 0	1- 0				
12- 6	0- 0	1- 1	CONFERENCE	0- 1	0- 2	11- 2				
7- 2	0- 0	1- 0	HOME	0- 0	0- 1	6- 1				
5- 4	0- 0	0- 1	AWAY	0- 1	0- 1	5- 1				
0- 0	0- 0	0- 0	NEUTRAL	0- 0	0- 0	0- 0				

RPI S	Opponent	Score	RPI S	Opponent	Score	RPI S	Opponent	Score	RPI S	Opponent	Score	Team's RPI: 208
48	A UT Martin	64 88	55	A Belmont	45 69	111	A Southeast Mo. St.	56 72				
48	H UT Martin	74 70				111	H Southeast Mo. St.	65 77				
						144	A Wisconsin	55 63				
						149	H Valparaiso	66 78				
						161	H Loyola Chicago	51 67				
						168	A Austin Peay	76 47				
						168	H Austin Peay	73 72				
						188	A Northern Ill.	48 61				
						206	N Western Ill.	60 52				
						210	H Tennessee Tech	62 75				
						233	A Murray St.	87 92				
						233	H Murray St.	66 46				
						235	H Jacksonville St.	55 52				
						255	A Lipscomb	66 56				
						274	H Indiana St.	57 59				
						281	A Morehead St.	57 51				
						281	H Morehead St.	67 62				
						286	A Eastern Ky.	83 63				
						286	H Eastern Ky.	85 38				
						316	H Omaha	65 52				
						331	A Evansville	90 44				
						333	A Tennessee St.	73 52				
						337	A SIUE	65 62				
						337	H SIUE	77 71				
						340	A UIC	80 45				
LAST 10 Division I												
337	A SIUE	65 62	337	H SIUE	77 71							
111	A Southeast Mo. St.	56 72	281	H Morehead St.	67 62							
168	H Austin Peay	73 72	286	H Eastern Ky.	85 38							
233	H Murray St.	66 46	168	A Austin Peay	76 47							
48	A UT Martin	64 88	233	A Murray St.	87 92							

Non-Div I Games: Lindenwood (MO) 88 66

Eastern Ill.

Loss, Non-Conf, S Site, H Home A Away N Neutral

Eastern Ky.

Through Games Of March 3, 2020

Average RPI Win:	273	WON-LOST	WINNING	LAST 10	STRENGTH OF	OPP. STRENGTH	TEAM	ADJ.	CONF.	ADJ CONF.
Average RPI Loss:	170	RECORD	PCT. RANK	GAMES	SCHEDULE	OF SCHEDULE	RPI	RPI	RPI	RPI
DIV. I ONLY	10- 18	266	3-7	301	234	286	286	20	20	
DIV. I NON-CONF.	5- 5	164	0	274	153	203	203	23	23	
TOTALS	RPI 1-25	RPI 26-50	W-L RECORDS	RPI 51-100	RPI 101-150	RPI 150+				
10- 18	0- 0	0- 1	OVERALL	0- 4	0- 2	10- 11				
4- 9	0- 0	0- 1	HOME	0- 1	0- 1	4- 6				
6- 9	0- 0	0- 0	AWAY	0- 3	0- 1	6- 5				
0- 0	0- 0	0- 0	NEUTRAL	0- 0	0- 0	0- 0				
5- 5	0- 0	0- 0	NON-CONFERENCE	0- 2	0- 1	5- 2				
2- 2	0- 0	0- 0	HOME	0- 0	0- 0	2- 2				
3- 3	0- 0	0- 0	AWAY	0- 2	0- 1	3- 0				
0- 0	0- 0	0- 0	NEUTRAL	0- 0	0- 0	0- 0				
5- 13	0- 0	0- 1	CONFERENCE	0- 2	0- 1	5- 9				
2- 7	0- 0	0- 1	HOME	0- 1	0- 1	2- 4				
3- 6	0- 0	0- 0	AWAY	0- 1	0- 0	3- 5				
0- 0	0- 0	0- 0	NEUTRAL	0- 0	0- 0	0- 0				

RPI S	Opponent	Score	RPI S	Opponent	Score	RPI S	Opponent	Score	RPI S	Opponent	Score	Team's RPI: 286
48	H UT Martin	50 65	55	A Belmont	48 68	110	A Vanderbilt	69 75				
			55	H Belmont	46 85	111	H Southeast Mo. St.	44 60				
			74	A IUPUI	42 72	168	A Austin Peay	53 69				
			93	A Butler	41 73	182	H Northern Ky.	69 62				
						191	H Chattanooga	71 65				
						201	A Memphis	63 60				
						208	A Eastern Ill.	38 85				
						208	H Eastern Ill.	63 83				
						210	A Tennessee Tech	82 87				
						210	H Tennessee Tech	42 60				
						212	H Miami (OH)	57 75				
						233	A Murray St.	65 66				
						235	A Jacksonville St.	54 68				
						235	H Jacksonville St.	33 43				
						257	H Youngstown St.	63 72				
						262	A Xavier	56 55				
						281	A Morehead St.	68 47				
						281	H Morehead St.	64 58				
						329	A Mercer	61 60				
						333	A Tennessee St.	61 55				
						333	H Tennessee St.	64 67				
						337	A SIUE	68 38				
						337	H SIUE	49 46				
LAST 10 Division I												
281	H Morehead St.	64 58	281	A Morehead St.	68 47							
233	A Murray St.	65 66	337	A SIUE	68 38							
55	H Belmont	46 85	208	A Eastern Ill.	38 85							
333	H Tennessee St.	64 67	111	H Southeast Mo. St.	44 60							
168	A Austin Peay	53 69	48	H UT Martin	50 65							

Non-Div I Games: Alice Lloyd 102 65

Eastern Ky.

Loss, Non-Conf, S Site, H Home A Away N Neutral

Average RPI Win:	208	WON-LOST	WINNING	LAST 10	STRENGTH OF	OPP. STRENGTH	TEAM	ADJ.	CONF.	ADJ CONF.
Average RPI Loss:	124	RECORD	PCT. RANK	GAMES	SCHEDULE	OF SCHEDULE	RPI	RPI	RPI	RPI
DIV. I ONLY	13- 13	173	6-4	208	125	175	175	10	10	
DIV. I NON-CONF.	4- 6	212	0	275	249	254	254	10	10	
TOTALS	RPI 1-25	RPI 26-50	W-L RECORDS	RPI 51-100	RPI 101-150	RPI 150+				
13- 13	0- 1	0- 1	OVERALL	1- 3	3- 2	9- 6				
7- 5	0- 1	0- 1	HOME	1- 1	1- 1	5- 1				
6- 8	0- 0	0- 0	AWAY	0- 2	2- 1	4- 5				
0- 0	0- 0	0- 0	NEUTRAL	0- 0	0- 0	0- 0				
4- 6	0- 0	0- 1	NON-CONFERENCE	0- 1	1- 1	3- 3				
2- 2	0- 0	0- 1	HOME	0- 0	1- 1	1- 0				
2- 4	0- 0	0- 0	AWAY	0- 1	0- 0	2- 3				
0- 0	0- 0	0- 0	NEUTRAL	0- 0	0- 0	0- 0				
9- 7	0- 1	0- 0	CONFERENCE	1- 2	2- 1	6- 3				
5- 3	0- 1	0- 0	HOME	1- 1	0- 0	4- 1				
4- 4	0- 0	0- 0	AWAY	0- 1	2- 1	2- 2				
0- 0	0- 0	0- 0	NEUTRAL	0- 0	0- 0	0- 0				

RPI 1-25				RPI 26-50				RPI 51-100				RPI 101+ Team's RPI: 175			
RPI	S	Opponent	Score	RPI	S	Opponent	Score	RPI	S	Opponent	Score	RPI	S	Opponent	Score
16	H	Central Mich.	82 89	38	H	Michigan	38 57	59	A	Ball St.	54 59	102	A	Kent St.	74 69
								59	H	Ball St.	61 58	103	H	Southern Ill.	54 85
								87	H	Ohio	65 75	111	H	Southeast Mo. St.	69 64
								92	A	Michigan St.	50 85	129	A	Buffalo	63 66
												145	A	Western Mich.	83 79
												153	A	Akron	81 88
												153	H	Akron	53 64
												164	A	Binghamton	67 78
												170	A	Wichita St.	52 63
												180	A	Toledo	77 62
												180	H	Toledo	64 46
												188	A	Northern Ill.	59 65
												188	H	Northern Ill.	62 55
												212	H	Miami (OH)	80 53
												256	A	Bowling Green	70 58
												256	H	Bowling Green	78 61
												257	A	Youngstown St.	77 79
												332	A	Detroit Mercy	84 70
												339	H	Purdue Fort Wayne	64 40
												340	A	UIC	68 59
LAST 10 Division I															
180	H	Toledo	64 46	145	A	Western Mich.	83 79								
188	A	Northern Ill.	59 65	87	H	Ohio	65 75								
59	H	Ball St.	61 58	153	A	Akron	81 88								
153	H	Akron	53 64	180	A	Toledo	77 62								
256	A	Bowling Green	70 58	188	H	Northern Ill.	62 55								

Non-Div I Games: Olivet 95 38

Eastern Mich.

■ Loss,
 ■ Non-Conf, S Site,
 ■ Home
 ■ Away
 N Neutral

Average RPI Win:	283	WON-LOST	WINNING	LAST 10	STRENGTH OF	OPP. STRENGTH	TEAM	ADJ.	CONF.	ADJ CONF.
Average RPI Loss:	145	RECORD	PCT. RANK	GAMES	SCHEDULE	OF SCHEDULE	RPI	RPI	RPI	RPI
DIV. I ONLY	3- 23	332	2-8	92	197	308	308	18	18	
DIV. I NON-CONF.	0- 8	338	0	8	79	245	245	17	17	
TOTALS	RPI 1-25	RPI 26-50	W-L RECORDS	RPI 51-100	RPI 101-150	RPI 150+				
3- 23	0- 2	0- 1	OVERALL	0- 3	0- 4	3- 13				
2- 10	0- 0	0- 0	HOME	0- 2	0- 1	2- 7				
1- 12	0- 2	0- 0	AWAY	0- 1	0- 3	1- 6				
0- 1	0- 0	0- 1	NEUTRAL	0- 0	0- 0	0- 0				
0- 8	0- 2	0- 1	NON-CONFERENCE	0- 1	0- 2	0- 2				
0- 2	0- 0	0- 0	HOME	0- 1	0- 0	0- 1				
0- 5	0- 2	0- 0	AWAY	0- 0	0- 2	0- 1				
0- 1	0- 0	0- 1	NEUTRAL	0- 0	0- 0	0- 0				
3- 15	0- 0	0- 0	CONFERENCE	0- 2	0- 2	3- 11				
2- 8	0- 0	0- 0	HOME	0- 1	0- 1	2- 6				
1- 7	0- 0	0- 0	AWAY	0- 1	0- 1	1- 5				
0- 0	0- 0	0- 0	NEUTRAL	0- 0	0- 0	0- 0				

RPI	S	Opponent	Score	RPI	S	Opponent	Score	RPI	S	Opponent	Score	RPI	S	Opponent	Score	Team's RPI: 308
8	A	Stanford	27 92	41	N	Bradley	46 66	79	A	Montana St.	47 79	114	A	Utah	49 87	
10	A	Gonzaga	44 84					79	H	Montana St.	85 89	115	A	Idaho	60 69	
								96	H	Boise St.	61 63	115	H	Idaho	46 75	
												147	A	San Jose St.	66 84	
												159	A	Montana	54 92	
												159	H	Montana	56 77	
												160	H	Idaho St.	47 67	
												162	A	Northern Ariz.	58 63	
												162	H	Northern Ariz.	62 70	
												176	A	Southern Utah	50 71	
												176	H	Southern Utah	67 70	
												194	H	Pepperdine	52 53	
												211	A	UMKC	55 66	
												223	A	Portland St.	58 75	
												223	H	Portland St.	79 75	
												224	A	Northern Colo.	42 63	
												224	H	Northern Colo.	61 67	
												303	A	Sacramento St.	78 73	
												303	H	Sacramento St.	67 74	
												322	H	Weber St.	63 53	
LAST 10 Division I																
224	H	Northern Colo.	61 67	115	H	Idaho	46 75									
176	H	Southern Utah	67 70	79	A	Montana St.	47 79									
162	A	Northern Ariz.	58 63	159	H	Montana	56 77									
303	A	Sacramento St.	78 73	162	H	Northern Ariz.	62 70									
223	H	Portland St.	79 75	303	H	Sacramento St.	67 74									

Non-Div I Games: Northwest Chrst. 81 62

Eastern Wash.

■ Loss,
 ■ Non-Conf,
 ■ S Site,
 ■ Home
 ■ A Away
 N Neutral

Average RPI Win: 264	WON-LOST	WINNING	LAST 10	STRENGTH OF	OPP. STRENGTH	TEAM	ADJ.	CONF.	ADJ CONF.
Average RPI Loss: 99	RECORD	PCT. RANK	GAMES	SCHEDULE	OF SCHEDULE	RPI	RPI	RPI	RPI
DIV. I ONLY	11- 15	221	3-7	125	172	177	177	14	14
DIV. I NON-CONF.	4- 6	212	0	50	247	132	132	13	13
TOTALS	RPI 1-25	RPI 26-50	W-L RECORDS	RPI 51-100	RPI 101-150	RPI 150+			
11- 15	0- 1	0- 3	OVERALL	0- 3	0- 4	11- 4			
5- 5	0- 0	0- 1	HOME	0- 0	0- 2	5- 2			
6- 8	0- 1	0- 2	AWAY	0- 1	0- 2	6- 2			
0- 2	0- 0	0- 0	NEUTRAL	0- 2	0- 0	0- 0			
4- 6	0- 1	0- 0	NON-CONFERENCE	0- 3	0- 2	4- 0			
2- 1	0- 0	0- 0	HOME	0- 0	0- 1	2- 0			
2- 3	0- 1	0- 0	AWAY	0- 1	0- 1	2- 0			
0- 2	0- 0	0- 0	NEUTRAL	0- 2	0- 0	0- 0			
7- 9	0- 0	0- 3	CONFERENCE	0- 0	0- 2	7- 4			
3- 4	0- 0	0- 1	HOME	0- 0	0- 1	3- 2			
4- 5	0- 0	0- 2	AWAY	0- 0	0- 1	4- 2			
0- 0	0- 0	0- 0	NEUTRAL	0- 0	0- 0	0- 0			

RPI 1-25				RPI 26-50				RPI 51-100				RPI 101+ Team's RPI: 177			
RPI	S	Opponent	Score	RPI	S	Opponent	Score	RPI	S	Opponent	Score	RPI	S	Opponent	Score
21	A	NC State	49 62	36	A	James Madison	48 61	54	A	Marist	55 63	109	A	William & Mary	61 74
				40	A	Drexel	47 66	74	N	IUPUI	53 59	109	H	William & Mary	77 84
				40	H	Drexel	53 55	82	N	Coastal Caro.	65 76	128	H	Wake Forest	57 69
												139	A	North Carolina	46 76
												151	A	Northeastern	65 68
												151	H	Northeastern	45 69
												179	A	Delaware	60 73
												179	H	Delaware	56 65
												183	A	Towson	74 61
												200	A	Furman	87 76
												220	A	UNLV	50 44
												246	H	Appalachian St.	67 66
												261	A	Col. of Charleston	85 57
												261	H	Col. of Charleston	90 48
												271	A	UNCW	60 57
												271	H	UNCW	77 53
												324	A	Hofstra	69 56
												324	H	Hofstra	67 50
												342	H	Western Caro.	68 24
LAST 10 Division I															
109	A	William & Mary	61 74	261	A	Col. of Charleston	85 57								
40	A	Drexel	47 66	271	A	UNCW	60 57								
179	A	Delaware	60 73	109	H	William & Mary	77 84								
151	H	Northeastern	45 69	179	H	Delaware	56 65								
324	H	Hofstra	67 50	40	H	Drexel	53 55								

Non-Div I Games: Newberry 73 53

Elon

Evansville

Through Games Of March 3, 2020

Average RPI Win:	297	WON-LOST	WINNING	LAST 10	STRENGTH OF	OPP. STRENGTH	TEAM	ADJ.	CONF.	ADJ CONF.
Average RPI Loss:	146	RECORD	PCT. RANK	GAMES	SCHEDULE	OF SCHEDULE	RPI	RPI	RPI	RPI
DIV. I ONLY	2- 24	347	0-10	196	138	331	331	8	8	
DIV. I NON-CONF.	2- 8	295	0	340	335	347	347	7	7	
TOTALS	RPI 1-25	RPI 26-50	W-L RECORDS	RPI 51-100	RPI 101-150	RPI 150+				
2- 24	0- 2	0- 3	OVERALL	0- 3	0- 5	2- 11				
2- 9	0- 1	0- 1	HOME	0- 1	0- 2	2- 4				
0- 15	0- 1	0- 2	AWAY	0- 2	0- 3	0- 7				
0- 0	0- 0	0- 0	NEUTRAL	0- 0	0- 0	0- 0				
2- 8	0- 0	0- 0	NON-CONFERENCE	0- 0	0- 1	2- 7				
2- 2	0- 0	0- 0	HOME	0- 0	0- 0	2- 2				
0- 6	0- 0	0- 0	AWAY	0- 0	0- 1	0- 5				
0- 0	0- 0	0- 0	NEUTRAL	0- 0	0- 0	0- 0				
0- 16	0- 2	0- 3	CONFERENCE	0- 3	0- 4	0- 4				
0- 7	0- 1	0- 1	HOME	0- 1	0- 2	0- 2				
0- 9	0- 1	0- 2	AWAY	0- 2	0- 2	0- 2				
0- 0	0- 0	0- 0	NEUTRAL	0- 0	0- 0	0- 0				

RPI 1-25				RPI 26-50				RPI 51-100				RPI 101+				Team's RPI: 331	
RPI	S	Opponent	Score	RPI	S	Opponent	Score	RPI	S	Opponent	Score	RPI	S	Opponent	Score		
9	A	Missouri St.	62 76	26	A	Drake	44 108	62	A	Illinois St.	58 81	103	A	Southern Ill.	60 99		
9	H	Missouri St.	55 81	26	H	Drake	51 66	76	A	UNI	60 76	103	H	Southern Ill.	57 70		
				41	A	Bradley	51 82	76	H	UNI	49 67	111	A	Southeast Mo. St.	60 83		
												149	A	Valparaiso	54 72		
												149	H	Valparaiso	66 88		
												161	A	Loyola Chicago	47 77		
												161	H	Loyola Chicago	61 71		
												168	A	Austin Peay	64 80		
												192	A	Illinois	44 59		
												208	H	Eastern Ill.	44 90		
												212	A	Miami (OH)	64 72		
												233	H	Murray St.	59 61		
												244	H	Marshall	66 62		
												274	A	Indiana St.	58 68		
												274	H	Indiana St.	58 70		
												337	A	SIUE	74 85		
												339	A	Purdue Fort Wayne	64 67		
												349	H	Chicago St.	76 42		
LAST 10 Division I																	
				274	H	Indiana St.	58 70					161	A	Loyola Chicago	47 77		
				103	A	Southern Ill.	60 99					149	A	Valparaiso	54 72		
				9	A	Missouri St.	62 76					274	A	Indiana St.	58 68		
				76	H	UNI	49 67					9	H	Missouri St.	55 81		
				26	H	Drake	51 66					103	H	Southern Ill.	57 70		

Non-Div I Games: Brescia 77 61

Evansville

Loss, Non-Conf, S Site, H Home A Away N Neutral

Average RPI Win: 182	WON-LOST	WINNING	LAST 10	STRENGTH OF	OPP. STRENGTH	TEAM	ADJ.	CONF.	ADJ CONF.
Average RPI Loss: 62	RECORD	PCT. RANK	GAMES	SCHEDULE	OF SCHEDULE	RPI	RPI	RPI	RPI
DIV. I ONLY	25- 3	10	9-1	166	110	35	35	16	16
DIV. I NON-CONF.	10- 2	29	0	113	17	34	34	14	14
TOTALS	RPI 1-25	RPI 26-50	W-L RECORDS	RPI 51-100	RPI 101-150	RPI 150+			
25- 3	1- 1	1- 1	OVERALL	5- 0	4- 1	14- 0			
10- 2	1- 0	1- 1	HOME	1- 0	1- 1	6- 0			
11- 1	0- 1	0- 0	AWAY	1- 0	3- 0	7- 0			
4- 0	0- 0	0- 0	NEUTRAL	3- 0	0- 0	1- 0			
10- 2	1- 1	1- 1	NON-CONFERENCE	3- 0	1- 0	4- 0			
3- 1	1- 0	1- 1	HOME	0- 0	0- 0	1- 0			
3- 1	0- 1	0- 0	AWAY	0- 0	1- 0	2- 0			
4- 0	0- 0	0- 0	NEUTRAL	3- 0	0- 0	1- 0			
15- 1	0- 0	0- 0	CONFERENCE	2- 0	3- 1	10- 0			
7- 1	0- 0	0- 0	HOME	1- 0	1- 1	5- 0			
8- 0	0- 0	0- 0	AWAY	1- 0	2- 0	5- 0			
0- 0	0- 0	0- 0	NEUTRAL	0- 0	0- 0	0- 0			

RPI 1-25				RPI 26-50				Team's RPI: 35				RPI 51-100				RPI 101+			
RPI	S	Opponent	Score	RPI	S	Opponent	Score	RPI	S	Opponent	Score	RPI	S	Opponent	Score	RPI	S	Opponent	Score
11	A	Princeton	53 67	34	H	LSU	63 74	68	N	South Fla.	81 77	116	A	Temple	93 67				
24	H	Duke	78 56	37	H	UCF	72 50	69	N	South Dakota St.	71 70	140	A	North Florida	72 50				
								99	A	Liberty	74 65	140	H	North Florida	76 65				
								99	H	Liberty	64 57	142	A	North Ala.	74 63				
								100	N	Notre Dame	69 60	142	H	North Ala.	55 61				
												152	A	Jacksonville	81 68				
												152	H	Jacksonville	77 64				
												209	A	Houston	57 45				
												225	A	Kennesaw St.	89 64				
												225	H	Kennesaw St.	80 63				
												226	A	Stetson	89 47				
												226	H	Stetson	67 54				
												255	A	Lipscomb	78 45				
												255	H	Lipscomb	82 56				
												275	N	Saint Francis (PA)	97 64				
												301	A	FIU	100 54				
												330	A	NJIT	68 39				
												330	H	NJIT	82 39				
												346	H	Central Conn. St.	94 60				
LAST 10 Division I																			
152	H	Jacksonville	77 64	226	H	Stetson	67 54												
142	H	North Ala.	55 61	140	H	North Florida	76 65												
330	A	NJIT	68 39	152	A	Jacksonville	81 68												
225	A	Kennesaw St.	89 64	99	A	Liberty	74 65												
255	A	Lipscomb	78 45	330	H	NJIT	82 39												

Non-Div I Games: Webber Int'l 99 48 Fla. Memorial 91 47 Johnson & Wales (FL89 56

FGCU

Loss, Non-Conf, S Site, H Home A Away N Neutral

Average RPI Win:	291	WON-LOST	WINNING	LAST 10	STRENGTH OF	OPP. STRENGTH	TEAM	ADJ.	CONF.	ADJ CONF.
Average RPI Loss:	151	RECORD	PCT. RANK	GAMES	SCHEDULE	OF SCHEDULE	RPI	RPI	RPI	RPI
DIV. I ONLY	5- 22	322	1-9	143	205	301	301	13	13	
DIV. I NON-CONF.	3- 8	268	0	207	336	297	297	16	16	
TOTALS	RPI 1-25	RPI 26-50	W-L RECORDS	RPI 51-100	RPI 101-150	RPI 150+				
5- 22	0- 1	0- 3	OVERALL	0- 3	0- 3	5- 12				
2- 13	0- 1	0- 1	HOME	0- 2	0- 2	2- 7				
3- 9	0- 0	0- 2	AWAY	0- 1	0- 1	3- 5				
0- 0	0- 0	0- 0	NEUTRAL	0- 0	0- 0	0- 0				
3- 8	0- 0	0- 1	NON-CONFERENCE	0- 0	0- 2	3- 5				
1- 7	0- 0	0- 1	HOME	0- 0	0- 2	1- 4				
2- 1	0- 0	0- 0	AWAY	0- 0	0- 0	2- 1				
0- 0	0- 0	0- 0	NEUTRAL	0- 0	0- 0	0- 0				
2- 14	0- 1	0- 2	CONFERENCE	0- 3	0- 1	2- 7				
1- 6	0- 1	0- 0	HOME	0- 2	0- 0	1- 3				
1- 8	0- 0	0- 2	AWAY	0- 1	0- 1	1- 4				
0- 0	0- 0	0- 0	NEUTRAL	0- 0	0- 0	0- 0				

RPI	S	Opponent	Score	RPI	S	Opponent	Score	RPI	S	Opponent	Score	RPI	S	Opponent	Score	Team's RPI: 301
23	H	Old Dominion	39 66	31	A	Western Ky.	51 71	53	A	Charlotte	31 49	106	H	Bethune-Cookman	60 65	
				35	H	FGCU	54 100	53	H	Charlotte	50 64	124	A	UAB	58 71	
				50	A	Middle Tenn.	56 72	63	H	Rice	47 68	140	H	North Florida	49 64	
												152	A	Jacksonville	52 77	
												168	H	Austin Peay	56 58	
												182	H	Northern Ky.	45 67	
												193	A	Fla. Atlantic	42 54	
												193	H	Fla. Atlantic	61 64	
												203	H	Southern Miss.	53 58	
												205	H	Brown	57 72	
												213	A	UTEP	34 64	
												244	A	Marshall	68 65	
												247	H	North Texas	58 56	
												272	A	Louisiana Tech	52 62	
												272	H	Louisiana Tech	44 68	
												284	H	Oakland	49 58	
												305	A	N.C. Central	59 58	
												311	A	UTSA	45 60	
												313	A	Georgia St.	70 63	
												347	H	Grambling	56 55	
LAST 10 Division I																
				53	A	Charlotte	31 49	193	H	Fla. Atlantic	61 64					
				272	A	Louisiana Tech	52 62	31	A	Western Ky.	51 71					
				193	A	Fla. Atlantic	42 54	244	A	Marshall	68 65					
				203	H	Southern Miss.	53 58	53	H	Charlotte	50 64					
				272	H	Louisiana Tech	44 68	23	H	Old Dominion	39 66					

Non-Div I Games:

FIU

Fairfield

Through Games Of March 3, 2020

Average RPI Win:	267	WON-LOST	WINNING	LAST 10	STRENGTH OF	OPP. STRENGTH	TEAM	ADJ.	CONF.	ADJ CONF.
Average RPI Loss:	169	RECORD	PCT. RANK	GAMES	SCHEDULE	OF SCHEDULE	RPI	RPI	RPI	RPI
DIV. I ONLY	13- 14	185	4-6	302	232	232	232	24	24	
DIV. I NON-CONF.	3- 6	235	0	333	107	313	313	25	25	
TOTALS	RPI 1-25	RPI 26-50	W-L RECORDS	RPI 51-100	RPI 101-150	RPI 150+				
13- 14	0- 0	0- 0	OVERALL	1- 5	0- 1	12- 8				
8- 4	0- 0	0- 0	HOME	1- 1	0- 0	7- 3				
5- 10	0- 0	0- 0	AWAY	0- 4	0- 1	5- 5				
0- 0	0- 0	0- 0	NEUTRAL	0- 0	0- 0	0- 0				
3- 6	0- 0	0- 0	NON-CONFERENCE	0- 2	0- 1	3- 3				
2- 2	0- 0	0- 0	HOME	0- 0	0- 0	2- 2				
1- 4	0- 0	0- 0	AWAY	0- 2	0- 1	1- 1				
0- 0	0- 0	0- 0	NEUTRAL	0- 0	0- 0	0- 0				
10- 8	0- 0	0- 0	CONFERENCE	1- 3	0- 0	9- 5				
6- 2	0- 0	0- 0	HOME	1- 1	0- 0	5- 1				
4- 6	0- 0	0- 0	AWAY	0- 2	0- 0	4- 4				
0- 0	0- 0	0- 0	NEUTRAL	0- 0	0- 0	0- 0				

RPI S	Opponent	Score	RPI S	Opponent	Score	RPI S	Opponent	Score	RPI S	Opponent	Score	Team's RPI: 232
						54	A Marist	45 75	116	A Temple	59 77	
						54	H Marist	52 48	174	H Dartmouth	51 52	
						64	A St. John's (NY)	69 71	185	A Manhattan	38 51	
						73	A Seton Hall	44 74	185	H Manhattan	87 47	
						91	A Rider	52 60	189	A Quinnipiac	62 76	
						91	H Rider	60 68	189	H Quinnipiac	72 60	
									205	H Brown	44 58	
									215	A Rhode Island	41 74	
									249	A Iona	52 40	
									249	H Iona	52 59	
									280	A Siena	65 35	
									282	A Niagara	77 65	
									297	A Monmouth	40 39	
									297	H Monmouth	49 38	
									318	H Navy	66 52	
									323	A Saint Peter's	63 66	
									323	H Saint Peter's	67 48	
									324	H Hofstra	73 64	
									335	A LIU Brooklyn	53 51	
									338	A Canisius	63 70	
									338	H Canisius	72 70	
LAST 10 Division I												
			185	A Manhattan	38 51	249	H Iona	52 59				
			91	H Rider	60 68	297	A Monmouth	40 39				
			54	A Marist	45 75	338	A Canisius	63 70				
			189	H Quinnipiac	72 60	282	A Niagara	77 65				
			323	A Saint Peter's	63 66	54	H Marist	52 48				

Non-Div I Games:

Fairfield

■ Loss,
 ■ Non-Conf,
 ■ S Site,
 ■ H Home
 ■ A Away
 N Neutral

Average RPI Win:	314	WON-LOST	WINNING	LAST 10	STRENGTH OF	OPP. STRENGTH	TEAM	ADJ.	CONF.	ADJ CONF.
Average RPI Loss:	227	RECORD	PCT. RANK	GAMES	SCHEDULE	OF SCHEDULE	RPI	RPI	RPI	RPI
DIV. I ONLY	11- 17	236	4-6	348	346	317	317	30	30	
DIV. I NON-CONF.	3- 8	268	0	332	332	328	328	30	30	
TOTALS	RPI 1-25	RPI 26-50	W-L RECORDS	RPI 51-100	RPI 101-150	RPI 150+				
11- 17	0- 0	0- 0	OVERALL	0- 0	0- 3	11- 14				
6- 8	0- 0	0- 0	HOME	0- 0	0- 2	6- 6				
5- 9	0- 0	0- 0	AWAY	0- 0	0- 1	5- 8				
0- 0	0- 0	0- 0	NEUTRAL	0- 0	0- 0	0- 0				
3- 8	0- 0	0- 0	NON-CONFERENCE	0- 0	0- 0	3- 8				
1- 4	0- 0	0- 0	HOME	0- 0	0- 0	1- 4				
2- 4	0- 0	0- 0	AWAY	0- 0	0- 0	2- 4				
0- 0	0- 0	0- 0	NEUTRAL	0- 0	0- 0	0- 0				
8- 9	0- 0	0- 0	CONFERENCE	0- 0	0- 3	8- 6				
5- 4	0- 0	0- 0	HOME	0- 0	0- 2	5- 2				
3- 5	0- 0	0- 0	AWAY	0- 0	0- 1	3- 4				
0- 0	0- 0	0- 0	NEUTRAL	0- 0	0- 0	0- 0				

RPI 1-25			RPI 26-50			RPI 51-100			RPI 101+ Team's RPI: 317		
RPI	S	Opponent	Score	RPI	S	Opponent	Score	RPI	S	Opponent	Score
								117	A	Robert Morris	35 53
								117	H	Robert Morris	35 48
								141	H	Mt. St. Mary's	61 69
								158	A	Lafayette	29 61
								164	H	Binghamton	48 60
								181	A	Merrimack	51 62
								181	H	Merrimack	66 84
								185	H	Manhattan	61 62
								218	A	UMass Lowell	56 61
								265	A	Howard	56 64
								266	H	Loyola Maryland	46 75
								275	H	Saint Francis (PA)	56 47
								279	H	Army West Point	68 70
								280	H	Siena	67 58
								290	A	Pittsburgh	60 69
								299	A	Wagner	62 61
								299	H	Wagner	57 53
								302	A	Sacred Heart	53 68
								302	H	Sacred Heart	65 60
								315	A	St. Francis Brooklyn	62 57
								323	A	Saint Peter's	77 71
								326	A	Bryant	47 55
								326	H	Bryant	45 57
								330	A	NJIT	68 59
								335	A	LIU Brooklyn	63 68
								335	H	LIU Brooklyn	64 50
LAST 10 Division I											
299	H	Wagner	57 53	117	A	Robert Morris	35 53	326	A	Bryant	47 55
326	A	Bryant	47 55	181	H	Merrimack	66 84	326	H	Bryant	45 57
117	H	Robert Morris	35 48	299	A	Wagner	62 61	330	A	NJIT	68 59
335	H	LIU Brooklyn	64 50	141	H	Mt. St. Mary's	61 69	335	A	LIU Brooklyn	63 68
346	A	Central Conn. St.	63 55	181	A	Merrimack	51 62	335	H	LIU Brooklyn	64 50

Non-Div I Games:

Fairleigh Dickinson

■ Loss,
 ■ Non-Conf,
 ■ S Site,
 ■ H Home
 ■ A Away
 N Neutral

F
a
i
r
l
e
i
g
h
D
i
c
k
i
n
s
o
n

RPI S Opponent Score
Fairleigh Dickinson

Through Games Of March 3, 2020

RPI	S	Opponent	Score
346	A	Central Conn. St.	63 55
346	H	Central Conn. St.	66 47

Fairleigh Dickinson
i
n
s
o
n

Fla. Atlantic

Through Games Of March 3, 2020

Average RPI Win:	239	WON-LOST	WINNING	LAST 10	STRENGTH OF	OPP. STRENGTH	TEAM	ADJ.	CONF.	ADJ CONF.
Average RPI Loss:	106	RECORD	PCT. RANK	GAMES	SCHEDULE	OF SCHEDULE	RPI	RPI	RPI	RPI
DIV. I ONLY	12- 15	205	4-6	130	148	193	193	13	13	
DIV. I NON-CONF.	6- 5	151	0	202	205	185	185	16	16	
TOTALS	RPI 1-25	RPI 26-50	W-L RECORDS	RPI 51-100	RPI 101-150	RPI 150+				
12- 15	0- 3	0- 3	OVERALL	1- 1	2- 4	9- 4				
8- 7	0- 1	0- 1	HOME	1- 1	0- 2	7- 2				
4- 8	0- 2	0- 2	AWAY	0- 0	2- 2	2- 2				
0- 0	0- 0	0- 0	NEUTRAL	0- 0	0- 0	0- 0				
6- 5	0- 1	0- 0	NON-CONFERENCE	0- 0	2- 3	4- 1				
4- 3	0- 0	0- 0	HOME	0- 0	0- 2	4- 1				
2- 2	0- 1	0- 0	AWAY	0- 0	2- 1	0- 0				
0- 0	0- 0	0- 0	NEUTRAL	0- 0	0- 0	0- 0				
6- 10	0- 2	0- 3	CONFERENCE	1- 1	0- 1	5- 3				
4- 4	0- 1	0- 1	HOME	1- 1	0- 0	3- 1				
2- 6	0- 1	0- 2	AWAY	0- 0	0- 1	2- 2				
0- 0	0- 0	0- 0	NEUTRAL	0- 0	0- 0	0- 0				

RPI 1-25				RPI 26-50				RPI 51-100				RPI 101+ Team's RPI: 193			
RPI	S	Opponent	Score	RPI	S	Opponent	Score	RPI	S	Opponent	Score	RPI	S	Opponent	Score
12	A	Iowa	53 85	31	A	Western Ky.	59 68	53	H	Charlotte	65 44	119	H	Kansas	60 90
23	A	Old Dominion	49 60	31	H	Western Ky.	56 69	63	H	Rice	69 78	121	A	Richmond	55 57
23	H	Old Dominion	63 75	50	A	Middle Tenn.	66 81					124	A	UAB	73 92
												126	H	Harvard	51 65
												145	A	Western Mich.	80 79
												146	A	Hampton	64 63
												200	H	Furman	63 69
												202	H	Little Rock	79 72
												203	H	Southern Miss.	67 71
												213	A	UTEP	65 96
												244	A	Marshall	75 85
												247	H	North Texas	84 78
												266	H	Loyola Maryland	72 61
												272	H	Louisiana Tech	77 75
												280	H	Siena	83 39
												301	A	FIU	64 61
												301	H	FIU	54 42
												311	A	UTSA	80 53
												346	H	Central Conn. St.	72 54
LAST 10 Division I															
23	A	Old Dominion	49 60	301	A	FIU	64 61								
31	H	Western Ky.	56 69	244	A	Marshall	75 85								
301	H	FIU	54 42	31	A	Western Ky.	59 68								
272	H	Louisiana Tech	77 75	23	H	Old Dominion	63 75								
203	H	Southern Miss.	67 71	53	H	Charlotte	65 44								

Non-Div I Games:

Fla. Atlantic

Loss, Non-Conf, S Site, H Home A Away N Neutral

Florida

Through Games Of March 3, 2020

Average RPI Win:	213	WON-LOST	WINNING	LAST 10	STRENGTH OF	OPP. STRENGTH	TEAM	ADJ.	CONF.	ADJ CONF.
Average RPI Loss:	49	RECORD	PCT. RANK	GAMES	SCHEDULE	OF SCHEDULE	RPI	RPI	RPI	RPI
DIV. I ONLY	15- 14	163	4-6	106	55	134	134	4	4	
DIV. I NON-CONF.	9- 4	84	0	315	194	198	198	5	5	
TOTALS	RPI 1-25	RPI 26-50	W-L RECORDS	RPI 51-100	RPI 101-150	RPI 150+				
15- 14	1- 5	1- 3	OVERALL	0- 4	3- 2	10- 0				
9- 7	0- 3	1- 2	HOME	0- 2	2- 0	6- 0				
5- 6	1- 2	0- 1	AWAY	0- 2	1- 1	3- 0				
1- 1	0- 0	0- 0	NEUTRAL	0- 0	0- 1	1- 0				
9- 4	0- 1	0- 1	NON-CONFERENCE	0- 0	1- 2	8- 0				
6- 2	0- 1	0- 1	HOME	0- 0	1- 0	5- 0				
2- 1	0- 0	0- 0	AWAY	0- 0	0- 1	2- 0				
1- 1	0- 0	0- 0	NEUTRAL	0- 0	0- 1	1- 0				
6- 10	1- 4	1- 2	CONFERENCE	0- 4	2- 0	2- 0				
3- 5	0- 2	1- 1	HOME	0- 2	1- 0	1- 0				
3- 5	1- 2	0- 1	AWAY	0- 2	1- 0	1- 0				
0- 0	0- 0	0- 0	NEUTRAL	0- 0	0- 0	0- 0				

RPI S	Opponent	Score	RPI S	Opponent	Score	RPI S	Opponent	Score	RPI S	Opponent	Score	Team's RPI: 134
1	H South Carolina	67 100	33	A Arkansas	57 79	57	A Alabama	62 69	110	H Vanderbilt	68 60	
14	A Mississippi St.	47 93	33	H Arkansas	83 80	58	H Tennessee	50 78	113	A Auburn	83 63	
15	H Indiana	49 73	34	H LSU	68 77	70	A Georgia	59 65	119	A Kansas	66 76	
17	A Texas A&M	42 69	39	H Florida St.	55 66	70	H Georgia	43 49	128	N Wake Forest	68 73	
25	A Kentucky	70 62							132	H Davidson	55 50	
25	H Kentucky	45 65							167	A Missouri	75 67	
									169	H Samford	84 48	
									262	N Xavier	67 64	
									273	H Longwood	71 54	
									285	H Ole Miss	74 72	
									296	A Prairie View	51 44	
									307	H Presbyterian	60 46	
									329	H Mercer	71 50	
									341	H Florida A&M	84 40	
									347	A Grambling	72 65	
LAST 10 Division I												
70	A Georgia	59 65	285	H Ole Miss	74 72							
1	H South Carolina	67 100	70	H Georgia	43 49							
33	H Arkansas	83 80	25	A Kentucky	70 62							
57	A Alabama	62 69	34	H LSU	68 77							
167	A Missouri	75 67	33	A Arkansas	57 79							

Non-Div I Games:

Florida

Loss, Non-Conf, S Site, H Home A Away N Neutral

Florida A&M

Through Games Of March 3, 2020

Average RPI Win:	337	WON-LOST	WINNING	LAST 10	STRENGTH OF	OPP. STRENGTH	TEAM	ADJ.	CONF.	ADJ CONF.
Average RPI Loss:	216	RECORD	PCT. RANK	GAMES	SCHEDULE	OF SCHEDULE	RPI	RPI	RPI	RPI
DIV. I ONLY	4- 20	327	2-8	321	348	341	341	29	29	
DIV. I NON-CONF.	0- 9	338	0	287	344	348	348	29	29	
TOTALS	RPI 1-25	RPI 26-50	W-L RECORDS	RPI 51-100	RPI 101-150	RPI 150+				
4- 20	0- 0	0- 1	OVERALL	0- 0	0- 3	4- 16				
2- 8	0- 0	0- 0	HOME	0- 0	0- 1	2- 7				
2- 12	0- 0	0- 1	AWAY	0- 0	0- 2	2- 9				
0- 0	0- 0	0- 0	NEUTRAL	0- 0	0- 0	0- 0				
0- 9	0- 0	0- 1	NON-CONFERENCE	0- 0	0- 2	0- 6				
0- 2	0- 0	0- 0	HOME	0- 0	0- 0	0- 2				
0- 7	0- 0	0- 1	AWAY	0- 0	0- 2	0- 4				
0- 0	0- 0	0- 0	NEUTRAL	0- 0	0- 0	0- 0				
4- 11	0- 0	0- 0	CONFERENCE	0- 0	0- 1	4- 10				
2- 6	0- 0	0- 0	HOME	0- 0	0- 1	2- 5				
2- 5	0- 0	0- 0	AWAY	0- 0	0- 0	2- 5				
0- 0	0- 0	0- 0	NEUTRAL	0- 0	0- 0	0- 0				

RPI S	Opponent	Score	RPI S	Opponent	Score	RPI S	Opponent	Score	RPI S	Opponent	Score	Team's RPI: 341
34	A LSU	45 73							106	H Bethune-Cookman	57 78	
									127	A Texas Tech	60 98	
									134	A Florida	40 84	
									152	H Jacksonville	54 88	
									154	A N.C. A&T	44 71	
									154	H N.C. A&T	49 66	
									156	A Norfolk St.	51 59	
									156	H Norfolk St.	62 69	
									235	A Jacksonville St.	67 72	
									242	H Alabama A&M	53 77	
									243	H Morgan St.	47 59	
									265	A Howard	58 72	
									265	H Howard	56 82	
									277	A Delaware St.	53 61	
									305	A N.C. Central	57 66	
									305	H N.C. Central	70 71	
									314	A UMES	81 71	
									325	A Alcorn	42 58	
									328	A USC Upstate	61 74	
									334	H Coppin St.	58 48	
									350	A South Carolina St.	44 39	
									350	H South Carolina St.	57 45	
									351	A Mississippi Val.	70 71	
LAST 10 Division I												
350	H	South Carolina St.	57	45	265	H	Howard	56	82			
156	H	Norfolk St.	62	69	106	H	Bethune-Cookman	57	78			
314	A	UMES	81	71	156	A	Norfolk St.	51	59			
277	A	Delaware St.	53	61	265	A	Howard	58	72			
154	H	N.C. A&T	49	66	305	H	N.C. Central	70	71			

Non-Div I Games: Johnson (FL) 102 40 Trinity Baptist 103 54

Florida A&M

Loss, Non-Conf, S Site, H Home A Away N Neutral

Average RPI Win:	134	WON-LOST	WINNING	LAST 10	STRENGTH OF	OPP. STRENGTH	TEAM	ADJ.	CONF.	ADJ CONF.
Average RPI Loss:	65	RECORD	PCT. RANK	GAMES	SCHEDULE	OF SCHEDULE	RPI	RPI	RPI	RPI
DIV. I ONLY	22- 7	36	6-4	91	35	39	39	5	5	
DIV. I NON-CONF.	11- 0	1	0	136	49	11	11	4	4	
TOTALS	RPI 1-25	RPI 26-50	W-L RECORDS	RPI 51-100	RPI 101-150	RPI 150+				
22- 7	2- 2	3- 0	OVERALL	5- 4	5- 1	7- 0				
12- 3	0- 0	1- 0	HOME	4- 3	3- 0	4- 0				
8- 4	1- 2	1- 0	AWAY	1- 1	2- 1	3- 0				
2- 0	1- 0	1- 0	NEUTRAL	0- 0	0- 0	0- 0				
11- 0	1- 0	2- 0	NON-CONFERENCE	2- 0	2- 0	4- 0				
6- 0	0- 0	0- 0	HOME	2- 0	1- 0	3- 0				
3- 0	0- 0	1- 0	AWAY	0- 0	1- 0	1- 0				
2- 0	1- 0	1- 0	NEUTRAL	0- 0	0- 0	0- 0				
11- 7	1- 2	1- 0	CONFERENCE	3- 4	3- 1	3- 0				
6- 3	0- 0	1- 0	HOME	2- 3	2- 0	1- 0				
5- 4	1- 2	0- 0	AWAY	1- 1	1- 1	2- 0				
0- 0	0- 0	0- 0	NEUTRAL	0- 0	0- 0	0- 0				

RPI 1-25				RPI 26-50				Team's RPI: 39				RPI 51-100				RPI 101+			
RPI	S	Opponent	Score	RPI	S	Opponent	Score	RPI	S	Opponent	Score	RPI	S	Opponent	Score	RPI	S	Opponent	Score
5	A	Louisville	67 59	32	H	Virginia Tech	86 62	56	H	Virginia	63 55	104	A	Syracuse	89 90				
17	N	Texas A&M	80 58	34	A	LSU	70 62	64	H	St. John's (NY)	74 70	128	A	Wake Forest	70 65				
21	A	NC State	51 68	38	N	Michigan	79 69	65	H	Boston College	56 65	128	H	Wake Forest	78 67				
24	A	Duke	64 66					72	A	Georgia Tech	62 65	134	A	Florida	66 55				
								72	H	Georgia Tech	52 67	139	H	North Carolina	78 64				
								92	H	Michigan St.	78 68	140	H	North Florida	70 41				
								98	A	Miami (FL)	73 62	152	H	Jacksonville	75 41				
								98	H	Miami (FL)	79 61	169	H	Samford	88 59				
								100	H	Notre Dame	67 70	228	A	Clemson	81 64				
												228	H	Clemson	81 54				
												290	A	Pittsburgh	66 41				
												340	A	UIC	86 42				
												343	H	Charleston So.	88 36				
LAST 10 Division I																			
100	H	Notre Dame	67 70	56	H	Virginia	63 55												
228	H	Clemson	81 54	5	A	Louisville	67 59												
72	A	Georgia Tech	62 65	290	A	Pittsburgh	66 41												
128	H	Wake Forest	78 67	65	H	Boston College	56 65												
24	A	Duke	64 66	98	H	Miami (FL)	79 61												

Non-Div I Games:

Florida St.

■ Loss,
■ Non-Conf,
■ S Site,
■ H Home
■ A Away
N Neutral

Average RPI Win: 175	WON-LOST	WINNING	LAST 10	STRENGTH OF	OPP. STRENGTH	TEAM	ADJ.	CONF.	ADJ CONF.
Average RPI Loss: 102	RECORD	PCT. RANK	GAMES	SCHEDULE	OF SCHEDULE	RPI	RPI	RPI	RPI
DIV. I ONLY	20- 10	75	8-2	136	98	89	89	12	12
DIV. I NON-CONF.	8- 5	117	0	170	71	124	124	12	12
TOTALS	RPI 1-25	RPI 26-50	W-L RECORDS	RPI 51-100	RPI 101-150	RPI 150+			
20- 10	0- 0	1- 2	OVERALL	2- 4	5- 3	12- 1			
14- 2	0- 0	1- 0	HOME	1- 2	2- 0	10- 0			
5- 7	0- 0	0- 1	AWAY	1- 2	2- 3	2- 1			
1- 1	0- 0	0- 1	NEUTRAL	0- 0	1- 0	0- 0			
8- 5	0- 0	0- 1	NON-CONFERENCE	1- 2	1- 1	6- 1			
5- 2	0- 0	0- 0	HOME	0- 2	0- 0	5- 0			
2- 2	0- 0	0- 0	AWAY	1- 0	0- 1	1- 1			
1- 1	0- 0	0- 1	NEUTRAL	0- 0	1- 0	0- 0			
12- 5	0- 0	1- 1	CONFERENCE	1- 2	4- 2	6- 0			
9- 0	0- 0	1- 0	HOME	1- 0	2- 0	5- 0			
3- 5	0- 0	0- 1	AWAY	0- 2	2- 2	1- 0			
0- 0	0- 0	0- 0	NEUTRAL	0- 0	0- 0	0- 0			

RPI S	Opponent	Score	RPI S	Opponent	Score	RPI S	Opponent	Score	RPI S	Opponent	Score
33 N	Arkansas	59 71	53 A	Charlotte	76 51	108 A	Columbia	51 70			
49 A	Dayton	44 48	75 H	Villanova	66 73	121 A	Richmond	64 47			
49 H	Dayton	50 38	94 A	Saint Louis	49 59	122 A	Duquesne	63 74			
			94 H	Saint Louis	66 54	132 A	Davidson	62 74			
			97 A	VCU	52 62	132 H	Davidson	47 46			
			100 H	Notre Dame	55 60	137 N	Lehigh	59 57			
						143 A	Massachusetts	69 64			
						148 H	George Washington	53 47			
						151 H	Northeastern	74 58			
						169 H	Samford	68 37			
						185 A	Manhattan	51 45			
						196 H	La Salle	62 45			
						209 H	Houston	63 54			
						214 A	Penn St.	59 72			
						215 H	Rhode Island	60 50			
						230 H	Saint Joseph's	59 36			
						230 H	Saint Joseph's	67 45			
						241 H	Georgetown	67 54			
						248 A	George Mason	66 54			
						253 H	Southern U.	65 52			
						294 H	St. Bonaventure	79 53			
LAST 10 Division I											
230 H	Saint Joseph's	59 36	121 A	Richmond	64 47						
230 H	Saint Joseph's	67 45	132 H	Davidson	47 46						
122 A	Duquesne	63 74	143 A	Massachusetts	69 64						
49 H	Dayton	50 38	215 H	Rhode Island	60 50						
94 A	Saint Louis	49 59	196 H	La Salle	62 45						

Non-Div I Games:

Fordham

Average RPI Win: 216		WON-LOST	WINNING	LAST 10	STRENGTH OF	OPP. STRENGTH	TEAM	ADJ.	CONF.	ADJ CONF.
Average RPI Loss: 150		RECORD	PCT. RANK	GAMES	SCHEDULE	OF SCHEDULE	RPI	RPI	RPI	RPI
DIV. I ONLY		23- 6	27	8-2	203	194	61	61	17	17
DIV. I NON-CONF.		5- 4	140	0	185	143	135	135	19	19
TOTALS	RPI 1-25		RPI 26-50		W-L RECORDS		RPI 51-100		RPI 101-150	RPI 150+
23- 6	0- 0		0- 0		OVERALL		1- 2		3- 1	19- 3
11- 1	0- 0		0- 0		HOME		0- 1		1- 0	10- 0
9- 4	0- 0		0- 0		AWAY		1- 0		1- 1	7- 3
3- 1	0- 0		0- 0		NEUTRAL		0- 1		1- 0	2- 0
5- 4	0- 0		0- 0		NON-CONFERENCE		0- 2		0- 1	5- 1
2- 1	0- 0		0- 0		HOME		0- 1		0- 0	2- 0
2- 2	0- 0		0- 0		AWAY		0- 0		0- 1	2- 1
1- 1	0- 0		0- 0		NEUTRAL		0- 1		0- 0	1- 0
18- 2	0- 0		0- 0		CONFERENCE		1- 0		3- 0	14- 2
9- 0	0- 0		0- 0		HOME		0- 0		1- 0	8- 0
7- 2	0- 0		0- 0		AWAY		1- 0		1- 0	5- 2
2- 0	0- 0		0- 0		NEUTRAL		0- 0		1- 0	1- 0

[illegible]

Non-Div I Games:	La Verne	111	56	UC Merced	92	26
------------------	----------	-----	----	-----------	----	----

Fresno St.

■ Loss, ■ Non-Conf, S Site, H Home A Away N Neutral

Furman

Through Games Of March 3, 2020

Average RPI Win: 245	WON-LOST	WINNING	LAST 10	STRENGTH OF	OPP. STRENGTH	TEAM	ADJ.	CONF.	ADJ CONF.
Average RPI Loss: 172	RECORD	PCT. RANK	GAMES	SCHEDULE	OF SCHEDULE	RPI	RPI	RPI	RPI
DIV. I ONLY	15- 11	132	5-5	336	182	200	200	27	27
DIV. I NON-CONF.	7- 5	131	0	248	73	133	133	21	21
TOTALS	RPI 1-25	RPI 26-50	W-L RECORDS	RPI 51-100	RPI 101-150	RPI 150+			
15- 11	0- 0	0- 1	OVERALL	0- 1	2- 3	13- 6			
8- 3	0- 0	0- 0	HOME	0- 0	1- 1	7- 2			
6- 8	0- 0	0- 1	AWAY	0- 1	1- 2	5- 4			
1- 0	0- 0	0- 0	NEUTRAL	0- 0	0- 0	1- 0			
7- 5	0- 0	0- 1	NON-CONFERENCE	0- 1	2- 1	5- 2			
3- 1	0- 0	0- 0	HOME	0- 0	1- 0	2- 1			
3- 4	0- 0	0- 1	AWAY	0- 1	1- 1	2- 1			
1- 0	0- 0	0- 0	NEUTRAL	0- 0	0- 0	1- 0			
8- 6	0- 0	0- 0	CONFERENCE	0- 0	0- 2	8- 4			
5- 2	0- 0	0- 0	HOME	0- 0	0- 1	5- 1			
3- 4	0- 0	0- 0	AWAY	0- 0	0- 1	3- 3			
0- 0	0- 0	0- 0	NEUTRAL	0- 0	0- 0	3- 0			

RPI 1-25	RPI 26-50	RPI 51-100	RPI 101+ Team's RPI: 200
RPI S Opponent Score	RPI S Opponent Score	RPI S Opponent Score	RPI S Opponent Score
	50 A Middle Tenn. 62 78	70 A Georgia 48 77	110 A Vanderbilt 46 74
			121 A Richmond 70 69
			136 A UNC Greensboro 53 61
			136 H UNC Greensboro 53 59
			146 H Hampton 70 65
			169 A Samford 72 59
			169 H Samford 77 69
			177 H Elon 76 87
			178 A Gardner-Webb 72 67
			191 A Chattanooga 52 60
			191 H Chattanooga 63 69
			193 A Fla. Atlantic 69 63
			228 A Clemson 71 77
			230 N Saint Joseph's 63 48
			269 A Wofford 62 66
			269 H Wofford 62 56
			289 A ETSU 81 62
			289 H ETSU 67 47
			300 H Ga. Southern 78 63
			313 H Georgia St. 62 55
			329 A Mercer 55 61
			329 H Mercer 62 49
			342 A Western Caro. 69 59
			342 H Western Caro. 69 53
LAST 10 Division I			
	269 H Wofford 62 56	329 A Mercer 55 61	
	136 A UNC Greensboro 53 61	169 A Samford 72 59	
	342 A Western Caro. 69 59	269 A Wofford 62 66	
	289 H ETSU 67 47	342 H Western Caro. 69 53	
	191 H Chattanooga 63 69	136 H UNC Greensboro 53 59	

Non-Div I Games: North Greenville 88 51 Newberry 62 43 UNKNOWN 88 24

































































Furman

Loss, **N**on-Conf, **S**ite, **H**ome **A**way **N**eutral

Ga. Southern






Through Games Of March 3, 2020

Average RPI Win:	282	WON-LOST	WINNING	LAST 10	STRENGTH OF	OPP. STRENGTH	TEAM	ADJ.	CONF.	ADJ CONF.
Average RPI Loss:	186	RECORD	PCT. RANK	GAMES	SCHEDULE	OF SCHEDULE	RPI	RPI	RPI	RPI
DIV. I ONLY	9- 19	279	3-7	279	283	300	300	21	21	
DIV. I NON-CONF.	3- 8	268	0	279	325	287	287	20	20	
TOTALS	RPI 1-25	RPI 26-50	W-L RECORDS	RPI 51-100	RPI 101-150	RPI 150+				
9- 19	0- 0	0- 1	OVERALL	0- 2	0- 3	9- 13				
5- 6	0- 0	0- 1	HOME	0- 1	0- 0	5- 4				
3- 12	0- 0	0- 0	AWAY	0- 1	0- 2	3- 9				
1- 1	0- 0	0- 0	NEUTRAL	0- 0	0- 1	1- 0				
3- 8	0- 0	0- 0	NON-CONFERENCE	0- 0	0- 2	3- 6				
0- 2	0- 0	0- 0	HOME	0- 0	0- 0	0- 2				
2- 5	0- 0	0- 0	AWAY	0- 0	0- 1	2- 4				
1- 1	0- 0	0- 0	NEUTRAL	0- 0	0- 1	1- 0				
6- 11	0- 0	0- 1	CONFERENCE	0- 2	0- 1	6- 7				
5- 4	0- 0	0- 1	HOME	0- 1	0- 0	5- 2				
1- 7	0- 0	0- 0	AWAY	0- 1	0- 1	1- 5				
0- 0	0- 0	0- 0	NEUTRAL	0- 0	0- 0	0- 0				

RPI S	Opponent	Score	RPI S	Opponent	Score	RPI S	Opponent	Score	RPI S	Opponent	Score	Team's RPI: 300
			43  Troy	69  79		82  Coastal Caro.	59  66		102 N  Kent St.	48  62		
						82  Coastal Caro.	74  90		105  UT Arlington	73  101		
									106  Bethune-Cookman	57  75		
									166  Tulane	40  56		
									186  Louisiana	60  72		
									186  Louisiana	83 67		
									200  Furman	63  78		
									202  Little Rock	46  58		
									202  Little Rock	49  65		
									221  North Dakota	56  69		
									225  Kennesaw St.	69  95		
									238  South Alabama	65  71		
									246  Appalachian St.	75  83		
									246  Appalachian St.	78 70		
									252  Texas St.	68  72		
									254  Arkansas St.	62  69		
									254  Arkansas St.	80 67		
									259  Winthrop	91 47		
									269  Wofford	70 57		
									285  Ole Miss	66  69		
									313  Georgia St.	81 56		
									315 N  St. Francis Brooklyn	78 47		
									329  Mercer	52  62		
									348  La.-Monroe	72 66		
									348  La.-Monroe	64 47		
LAST 10 Division I												
			105  UT Arlington	73  101		348  La.-Monroe	72 66					
			252  Texas St.	68  72		254  Arkansas St.	80 67					
			246  Appalachian St.	78 70		202  Little Rock	49  65					
			82  Coastal Caro.	74  90		246  Appalachian St.	75  83					
			186  Louisiana	60  72		82  Coastal Caro.	59  66					

Non-Div I Games:

Ga. Southern

 Loss,
  Non-Conf,
  S Site,
  Home
  Away
 N Neutral

Average RPI Win: 264		WON-LOST	WINNING	LAST 10	STRENGTH OF	OPP. STRENGTH	TEAM	ADJ.	CONF.	ADJ CONF.
Average RPI Loss: 171		RECORD	PCT. RANK	GAMES	SCHEDULE	OF SCHEDULE	RPI	RPI	RPI	RPI
DIV. I ONLY		17- 11	112	8-2	294	287	178	178	25	25
DIV. I NON-CONF.		5- 4	140	0	245	213	169	169	27	27
TOTALS		RPI 1-25	RPI 26-50	W-L RECORDS	RPI 51-100	RPI 101-150	RPI 150+			
17- 11	0- 0		0- 1	OVERALL	0- 2	1- 2	16- 6			
10- 3	0- 0		0- 0	HOME	0- 0	1- 0	9- 3			
7- 8	0- 0		0- 1	AWAY	0- 2	0- 2	7- 3			
0- 0	0- 0		0- 0	NEUTRAL	0- 0	0- 0	0- 0			
5- 4	0- 0		0- 1	NON-CONFERENCE	0- 2	0- 0	5- 1			
3- 1	0- 0		0- 0	HOME	0- 0	0- 0	3- 1			
2- 3	0- 0		0- 1	AWAY	0- 2	0- 0	2- 0			
0- 0	0- 0		0- 0	NEUTRAL	0- 0	0- 0	0- 0			
12- 7	0- 0		0- 0	CONFERENCE	0- 0	1- 2	11- 5			
7- 2	0- 0		0- 0	HOME	0- 0	1- 0	6- 2			
5- 5	0- 0		0- 0	AWAY	0- 0	0- 2	5- 3			
0- 0	0- 0		0- 0	NEUTRAL	0- 0	0- 0	0- 0			

[illegible]

Non-Div I Games:

Gardner-Webb

Loss, Non-Conf, S Site, H Home A Away N Neutral

George Mason

Through Games Of March 3, 2020

Average RPI Win:	230	WON-LOST	WINNING	LAST 10	STRENGTH OF	OPP. STRENGTH	TEAM	ADJ.	CONF.	ADJ CONF.
Average RPI Loss:	134	RECORD	PCT. RANK	GAMES	SCHEDULE	OF SCHEDULE	RPI	RPI	RPI	RPI
DIV. I ONLY	9- 21	290	2-8	148	147	248	248	12	12	
DIV. I NON-CONF.	6- 7	182	0	174	252	190	190	12	12	
TOTALS	RPI 1-25	RPI 26-50	W-L RECORDS	RPI 51-100	RPI 101-150	RPI 150+				
9- 21	0- 0	0- 3	OVERALL	0- 7	2- 4	7- 7				
4- 10	0- 0	0- 1	HOME	0- 4	2- 2	2- 3				
5- 10	0- 0	0- 1	AWAY	0- 3	0- 2	5- 4				
0- 1	0- 0	0- 1	NEUTRAL	0- 0	0- 0	0- 0				
6- 7	0- 0	0- 2	NON-CONFERENCE	0- 2	0- 0	6- 3				
2- 4	0- 0	0- 1	HOME	0- 1	0- 0	2- 2				
4- 2	0- 0	0- 0	AWAY	0- 1	0- 0	4- 1				
0- 1	0- 0	0- 1	NEUTRAL	0- 0	0- 0	0- 0				
3- 14	0- 0	0- 1	CONFERENCE	0- 5	2- 4	1- 4				
2- 6	0- 0	0- 0	HOME	0- 3	2- 2	0- 1				
1- 8	0- 0	0- 1	AWAY	0- 2	0- 2	1- 3				
0- 0	0- 0	0- 0	NEUTRAL	0- 0	0- 0	0- 0				

RPI S	Opponent	Score	RPI S	Opponent	Score	RPI S	Opponent	Score	RPI S	Opponent	Score	Team's RPI: 248
32	H Virginia Tech	58 77	51	H Bucknell	51 64	121	H Richmond	70 75				
41	N Bradley	59 61	82	A Coastal Caro.	59 74	122	A Duquesne	63 84				
49	A Dayton	55 59	89	H Fordham	54 66	132	H Davidson	69 76				
			94	A Saint Louis	61 69	143	H Massachusetts	73 56				
			94	H Saint Louis	51 64	148	A George Washington	57 62				
			97	A VCU	36 48	148	H George Washington	70 60				
			97	H VCU	63 82	179	A Delaware	44 63				
						196	A La Salle	65 77				
						196	H La Salle	59 64				
						198	H American	73 55				
						211	H UMKC	58 64				
						214	A Penn St.	78 68				
						215	A Rhode Island	42 47				
						222	A SMU	59 58				
						230	A Saint Joseph's	54 49				
						261	A Col. of Charleston	72 61				
						265	H Howard	75 86				
						294	A St. Bonaventure	47 62				
						318	A Navy	67 58				
						332	H Detroit Mercy	75 62				
LAST 10 Division I												
94	A Saint Louis	61 69	148	A George Washington	57 62							
196	H La Salle	59 64	94	H Saint Louis	51 64							
97	A VCU	36 48	143	H Massachusetts	73 56							
230	A Saint Joseph's	54 49	215	A Rhode Island	42 47							
121	H Richmond	70 75	196	A La Salle	65 77							

Non-Div I Games:

George Mason

■ Loss,
■ Non-Conf,
■ S Site,
■ H Home
■ A Away
N Neutral

George Washington

Through Games Of March 3, 2020

Average RPI Win:	180	WON-LOST	WINNING	LAST 10	STRENGTH OF	OPP. STRENGTH	TEAM	ADJ.	CONF.	ADJ CONF.
Average RPI Loss:	116	RECORD	PCT. RANK	GAMES	SCHEDULE	OF SCHEDULE	RPI	RPI	RPI	RPI
DIV. I ONLY	14- 16	191	5-5	97	104	148	148	12	12	
DIV. I NON-CONF.	6- 7	182	0	94	59	128	128	12	12	
TOTALS	RPI 1-25	RPI 26-50	W-L RECORDS	RPI 51-100	RPI 101-150	RPI 150+				
14- 16	0- 2	0- 3	OVERALL	2- 3	4- 4	8- 4				
7- 8	0- 1	0- 2	HOME	0- 2	3- 2	4- 1				
7- 8	0- 1	0- 1	AWAY	2- 1	1- 2	4- 3				
0- 0	0- 0	0- 0	NEUTRAL	0- 0	0- 0	0- 0				
6- 7	0- 2	0- 1	NON-CONFERENCE	1- 1	0- 2	5- 1				
2- 4	0- 1	0- 1	HOME	0- 1	0- 1	2- 0				
4- 3	0- 1	0- 0	AWAY	1- 0	0- 1	3- 1				
0- 0	0- 0	0- 0	NEUTRAL	0- 0	0- 0	0- 0				
8- 9	0- 0	0- 2	CONFERENCE	1- 2	4- 2	3- 3				
5- 4	0- 0	0- 1	HOME	0- 1	3- 1	2- 1				
3- 5	0- 0	0- 1	AWAY	1- 1	1- 1	1- 2				
0- 0	0- 0	0- 0	NEUTRAL	0- 0	0- 0	0- 0				

RPI 1-25				RPI 26-50				RPI 51-100				RPI 101+ Team's RPI: 148			
RPI	S	Opponent	Score	RPI	S	Opponent	Score	RPI	S	Opponent	Score	RPI	S	Opponent	Score
3	A	Maryland	54 88	36	H	James Madison	50 69	75	A	Villanova	68 56	109	H	William & Mary	51 63
11	H	Princeton	50 75	49	A	Dayton	44 50	86	H	Minnesota	50 83	121	H	Richmond	50 40
				49	H	Dayton	50 66	89	A	Fordham	47 53	121	H	Richmond	49 57
								94	H	Saint Louis	45 59	122	A	Duquesne	72 65
								97	A	VCU	56 55	122	H	Duquesne	65 60
												132	A	Davidson	55 62
												137	A	Lehigh	53 59
												143	H	Massachusetts	50 47
												179	A	Delaware	63 49
												189	A	Quinnipiac	78 67
												196	H	La Salle	54 61
												198	A	American	53 66
												201	A	Memphis	64 63
												215	H	Rhode Island	73 56
												230	A	Saint Joseph's	56 50
												241	H	Georgetown	52 49
												248	A	George Mason	60 70
												248	H	George Mason	62 57
												294	A	St. Bonaventure	55 59
												334	H	Coppin St.	54 35
LAST 10 Division I															
				121	H	Richmond	49 57	248	H	George Mason	62 57				
				121	H	Richmond	50 40	196	H	La Salle	54 61				
				215	H	Rhode Island	73 56	97	A	VCU	56 55				
				122	A	Duquesne	72 65	294	A	St. Bonaventure	55 59				
				49	A	Dayton	44 50	94	H	Saint Louis	45 59				

Non-Div I Games:

George Washington

■ Loss,
 ■ Non-Conf,
 ■ S Site,
 ■ H Home
 ■ A Away
 N Neutral

Georgetown

Through Games Of March 3, 2020

Average RPI Win:	267	WON-LOST	WINNING	LAST 10	STRENGTH OF	OPP. STRENGTH	TEAM	ADJ.	CONF.	ADJ CONF.
Average RPI Loss:	84	RECORD	PCT. RANK	GAMES	SCHEDULE	OF SCHEDULE	RPI	RPI	RPI	RPI
DIV. I ONLY	5- 24	326	1-9	77	78	241	241	6	6	
DIV. I NON-CONF.	3- 8	268	0	132	177	209	209	6	6	
TOTALS	RPI 1-25	RPI 26-50	W-L RECORDS	RPI 51-100	RPI 101-150	RPI 150+				
5- 24	0- 2	0- 5	OVERALL	0- 11	0- 4	5- 2				
1- 11	0- 1	0- 3	HOME	0- 5	0- 1	1- 1				
4- 12	0- 1	0- 2	AWAY	0- 5	0- 3	4- 1				
0- 1	0- 0	0- 0	NEUTRAL	0- 1	0- 0	0- 0				
3- 8	0- 0	0- 1	NON-CONFERENCE	0- 3	0- 4	3- 0				
0- 3	0- 0	0- 1	HOME	0- 1	0- 1	0- 0				
3- 4	0- 0	0- 0	AWAY	0- 1	0- 3	3- 0				
0- 1	0- 0	0- 0	NEUTRAL	0- 1	0- 0	0- 0				
2- 16	0- 2	0- 4	CONFERENCE	0- 8	0- 0	2- 2				
1- 8	0- 1	0- 2	HOME	0- 4	0- 0	1- 1				
1- 8	0- 1	0- 2	AWAY	0- 4	0- 0	1- 1				
0- 0	0- 0	0- 0	NEUTRAL	0- 0	0- 0	0- 0				

RPI 1-25				RPI 26-50				RPI 51-100				RPI 101+ Team's RPI: 241			
RPI	S	Opponent	Score	RPI	S	Opponent	Score	RPI	S	Opponent	Score	RPI	S	Opponent	Score
19	A	DePaul	66 92	28	A	Marquette	51 73	61	N	Fresno St.	69 82	108	A	Columbia	49 54
19	H	DePaul	69 87	28	H	Marquette	56 76	64	A	St. John's (NY)	54 71	121	H	Richmond	49 51
				36	H	James Madison	59 66	64	H	St. John's (NY)	68 74	132	A	Davidson	52 66
				45	A	Creighton	78 95	73	A	Seton Hall	60 79	148	A	George Washington	49 52
				45	H	Creighton	56 65	73	H	Seton Hall	47 61	184	A	Providence	55 62
								75	A	Villanova	53 74	184	H	Providence	62 53
								75	H	Villanova	40 48	262	A	Xavier	63 50
								89	A	Fordham	54 67	262	H	Xavier	64 85
								91	H	Rider	64 65	287	A	LMU (CA)	64 53
								93	A	Butler	42 60	290	A	Pittsburgh	66 56
								93	H	Butler	46 47	314	A	UMES	57 39
LAST 10 Division I															
				45	A	Creighton	78 95	262	A	Xavier	63 50				
				184	A	Providence	55 62	93	A	Butler	42 60				
				28	H	Marquette	56 76	64	H	St. John's (NY)	68 74				
				19	H	DePaul	69 87	73	H	Seton Hall	47 61				
				75	H	Villanova	40 48	19	A	DePaul	66 92				

Non-Div I Games:

Georgetown

■ Loss,
 ■ Non-Conf,
 ■ S Site,
 ■ H Home
 ■ A Away
 N Neutral

Average RPI Win:	160	WON-LOST	WINNING	LAST 10	STRENGTH OF	OPP. STRENGTH	TEAM	ADJ.	CONF.	ADJ CONF.
Average RPI Loss:	45	RECORD	PCT. RANK	GAMES	SCHEDULE	OF SCHEDULE	RPI	RPI	RPI	RPI
DIV. I ONLY	16- 13	148	4-6	13	64	70	70	4	4	
DIV. I NON-CONF.	9- 4	84	0	41	208	86	86	5	5	
TOTALS	RPI 1-25	RPI 26-50	W-L RECORDS	RPI 51-100	RPI 101-150	RPI 150+				
16- 13	0- 8	3- 0	OVERALL	2- 3	3- 1	8- 1				
10- 8	0- 4	0- 0	HOME	1- 2	2- 1	7- 1				
4- 5	0- 4	2- 0	AWAY	0- 1	1- 0	1- 0				
2- 0	0- 0	1- 0	NEUTRAL	1- 0	0- 0	0- 0				
9- 4	0- 2	1- 0	NON-CONFERENCE	1- 2	0- 0	7- 0				
7- 3	0- 1	0- 0	HOME	0- 2	0- 0	7- 0				
0- 1	0- 1	0- 0	AWAY	0- 0	0- 0	0- 0				
2- 0	0- 0	1- 0	NEUTRAL	1- 0	0- 0	0- 0				
7- 9	0- 6	2- 0	CONFERENCE	1- 1	3- 1	1- 1				
3- 5	0- 3	0- 0	HOME	1- 0	2- 1	0- 1				
4- 4	0- 3	2- 0	AWAY	0- 1	1- 0	1- 0				
0- 0	0- 0	0- 0	NEUTRAL	0- 0	0- 0	0- 0				

RPI 1-25				RPI 26-50				RPI 51-100				Team's RPI: 70	RPI 101+			
RPI	S	Opponent	Score	RPI	S	Opponent	Score	RPI	S	Opponent	Score		RPI	S	Opponent	Score
1	H	South Carolina	53 88	32	N	Virginia Tech	77 72	57	H	Alabama	76 75		110	H	Vanderbilt	55 63
4	A	Baylor	38 72	33	A	Arkansas	64 55	58	A	Tennessee	56 73		113	H	Auburn	61 50
13	H	UCLA	50 59	34	A	LSU	73 56	72	H	Georgia Tech	40 73		134	A	Florida	49 43
14	A	Mississippi St.	53 67					75	H	Villanova	58 63		134	H	Florida	65 59
14	H	Mississippi St.	66 73					93	N	Butler	69 36		154	H	N.C. A&T	72 54
17	A	Texas A&M	63 64										167	H	Missouri	65 73
17	H	Texas A&M	47 64										178	H	Gardner-Webb	84 56
25	A	Kentucky	77 88										200	H	Furman	77 48
LAST 10 Division I																
134	H	Florida	65 59	134	A	Florida	49 43									
25	A	Kentucky	77 88	167	H	Missouri	65 73									
34	A	LSU	73 56	14	A	Mississippi St.	53 67									
17	H	Texas A&M	47 64	17	A	Texas A&M	63 64									
57	H	Alabama	76 75	1	H	South Carolina	53 88									

Non-Div I Games:

Georgia

■ Loss,
 ■ Non-Conf, S Site,
 ■ Home
 ■ Away
 N Neutral

Average RPI Win:	292	WON-LOST	WINNING	LAST 10	STRENGTH OF	OPP. STRENGTH	TEAM	ADJ.	CONF.	ADJ CONF.
Average RPI Loss:	179	RECORD	PCT. RANK	GAMES	SCHEDULE	OF SCHEDULE	RPI	RPI	RPI	RPI
DIV. I ONLY	8- 20	294	4-6	268	274	313	313	21	21	
DIV. I NON-CONF.	3- 8	268	0	264	313	319	319	20	20	
TOTALS	RPI 1-25	RPI 26-50	W-L RECORDS	RPI 51-100	RPI 101-150	RPI 150+				
8- 20	0- 1	0- 1	OVERALL	0- 3	0- 2	8- 13				
5- 9	0- 1	0- 1	HOME	0- 1	0- 0	5- 6				
2- 11	0- 0	0- 0	AWAY	0- 2	0- 2	2- 7				
1- 0	0- 0	0- 0	NEUTRAL	0- 0	0- 0	1- 0				
3- 8	0- 1	0- 0	NON-CONFERENCE	0- 1	0- 1	3- 5				
2- 4	0- 1	0- 0	HOME	0- 0	0- 0	2- 3				
0- 4	0- 0	0- 0	AWAY	0- 1	0- 1	0- 2				
1- 0	0- 0	0- 0	NEUTRAL	0- 0	0- 0	1- 0				
5- 12	0- 0	0- 1	CONFERENCE	0- 2	0- 1	5- 8				
3- 5	0- 0	0- 1	HOME	0- 1	0- 0	3- 3				
2- 7	0- 0	0- 0	AWAY	0- 1	0- 1	2- 5				
0- 0	0- 0	0- 0	NEUTRAL	0- 0	0- 0	0- 0				

RPI 1-25				RPI 26-50				RPI 51-100				RPI 101+ Team's RPI: 313			
RPI	S	Opponent	Score	RPI	S	Opponent	Score	RPI	S	Opponent	Score	RPI	S	Opponent	Score
3	H	Maryland	41 114	43	H	Troy	57 71	72	A	Georgia Tech	28 69	105	A	UT Arlington	32 58
								82	A	Coastal Caro.	45 87	136	A	UNC Greensboro	49 64
								82	H	Coastal Caro.	50 66	180	H	Toledo	48 74
												186	A	Louisiana	61 53
												186	H	Louisiana	65 75
												200	A	Furman	55 62
												202	A	Little Rock	46 66
												202	H	Little Rock	58 43
												213	A	UTEP	68 71
												238	H	South Alabama	64 81
												242	H	Alabama A&M	52 67
												246	A	Appalachian St.	37 65
												246	H	Appalachian St.	59 64
												252	A	Texas St.	62 67
												254	A	Arkansas St.	68 70
												254	H	Arkansas St.	67 56
												300	A	Ga. Southern	56 81
												301	H	FIU	63 70
												312	N	New Mexico St.	59 51
												337	H	SIUE	74 73
												348	A	La.-Monroe	52 43
												348	H	La.-Monroe	68 52
												350	H	South Carolina St.	77 52
LAST 10 Division I															
252	A	Texas St.	62 67	186	A	Louisiana	61 53								
105	A	UT Arlington	32 58	202	H	Little Rock	58 43								
82	H	Coastal Caro.	50 66	254	H	Arkansas St.	67 56								
246	H	Appalachian St.	59 64	82	A	Coastal Caro.	45 87								
348	A	La.-Monroe	52 43	246	A	Appalachian St.	37 65								

Non-Div I Games:

Georgia St.

■ Loss,
 ■ Non-Conf,
 ■ S Site,
 ■ H Home
 ■ A Away
 N Neutral

Georgia Tech

Through Games Of March 3, 2020

Average RPI Win:	156	WON-LOST	WINNING	LAST 10	STRENGTH OF	OPP. STRENGTH	TEAM	ADJ.	CONF.	ADJ CONF.
Average RPI Loss:	65	RECORD	PCT. RANK	GAMES	SCHEDULE	OF SCHEDULE	RPI	RPI	RPI	RPI
DIV. I ONLY	19- 10	82	5-5	105	39	72	72	5	5	
DIV. I NON-CONF.	9- 2	37	0	200	60	60	60	4	4	
TOTALS	RPI 1-25	RPI 26-50	W-L RECORDS	RPI 51-100	RPI 101-150	RPI 150+				
19- 10	1- 3	2- 2	OVERALL	5- 3	3- 2	8- 0				
10- 4	0- 1	1- 0	HOME	2- 2	2- 1	5- 0				
7- 4	1- 1	1- 1	AWAY	1- 1	1- 1	3- 0				
2- 2	0- 1	0- 1	NEUTRAL	2- 0	0- 0	0- 0				
9- 2	0- 1	0- 1	NON-CONFERENCE	3- 0	1- 0	5- 0				
5- 0	0- 0	0- 0	HOME	0- 0	1- 0	4- 0				
2- 0	0- 0	0- 0	AWAY	1- 0	0- 0	1- 0				
2- 2	0- 1	0- 1	NEUTRAL	2- 0	0- 0	0- 0				
10- 8	1- 2	2- 1	CONFERENCE	2- 3	2- 2	3- 0				
5- 4	0- 1	1- 0	HOME	2- 2	1- 1	1- 0				
5- 4	1- 1	1- 1	AWAY	0- 1	1- 1	2- 0				
0- 0	0- 0	0- 0	NEUTRAL	0- 0	0- 0	0- 0				

RPI	S	Opponent	Score	RPI	S	Opponent	Score	RPI	S	Opponent	Score	RPI	S	Opponent	Score
5	H	Louisville	47 58	32	A	Virginia Tech	61 64	56	H	Virginia	61 51	104	A	Syracuse	82 64
17	N	Texas A&M	48 60	39	A	Florida St.	67 52	63	N	Rice	54 52	128	A	Wake Forest	60 65
21	A	NC State	65 61	39	H	Florida St.	65 62	65	H	Boston College	48 55	128	H	Wake Forest	62 52
24	A	Duke	46 58	42	N	Rutgers	43 46	70	A	Georgia	73 40	139	H	North Carolina	60 67
								73	N	Seton Hall	79 54	144	H	Wisconsin	60 41
								98	A	Miami (FL)	49 54	209	H	Houston	69 38
								98	H	Miami (FL)	61 54	225	A	Kennesaw St.	63 47
								100	H	Notre Dame	51 59	228	A	Clemson	56 44
												228	H	Clemson	49 47
												289	H	ETSU	87 48
												290	A	Pittsburgh	77 48
												313	H	Georgia St.	69 28
												347	H	Grambling	89 42
LAST 10 Division I															
228	A	Clemson	56 44	128	H	Wake Forest	62 52								
39	H	Florida St.	65 62	290	A	Pittsburgh	77 48								
5	H	Louisville	47 58	100	H	Notre Dame	51 59								
21	A	NC State	65 61	98	A	Miami (FL)	49 54								
32	A	Virginia Tech	61 64	24	A	Duke	46 58								

Non-Div I Games:

Georgia Tech

■ Loss,
 ■ Non-Conf,
 ■ S Site,
 ■ H Home
 ■ A Away
 N Neutral

Gonzaga

Through Games Of March 3, 2020

Average RPI Win:	148	WON-LOST	WINNING	LAST 10	STRENGTH OF	OPP. STRENGTH	TEAM	ADJ.	CONF.	ADJ CONF.
Average RPI Loss:	103	RECORD	PCT. RANK	GAMES	SCHEDULE	OF SCHEDULE	RPI	RPI	RPI	RPI
DIV. I ONLY	28- 2	4	9-1	70	87	10	10	11	11	
DIV. I NON-CONF.	11- 1	13	0	16	21	2	2	11	11	
TOTALS	RPI 1-25	RPI 26-50	W-L RECORDS	RPI 51-100	RPI 101-150	RPI 150+				
28- 2	1- 1	4- 0	OVERALL	3- 0	8- 0	12- 1				
14- 0	1- 0	1- 0	HOME	1- 0	4- 0	7- 0				
11- 2	0- 1	0- 0	AWAY	2- 0	4- 0	5- 1				
3- 0	0- 0	3- 0	NEUTRAL	0- 0	0- 0	0- 0				
11- 1	1- 1	4- 0	NON-CONFERENCE	1- 0	2- 0	3- 0				
5- 0	1- 0	1- 0	HOME	0- 0	1- 0	2- 0				
3- 1	0- 1	0- 0	AWAY	1- 0	1- 0	1- 0				
3- 0	0- 0	3- 0	NEUTRAL	0- 0	0- 0	0- 0				
17- 1	0- 0	0- 0	CONFERENCE	2- 0	6- 0	9- 1				
9- 0	0- 0	0- 0	HOME	1- 0	3- 0	5- 0				
8- 1	0- 0	0- 0	AWAY	1- 0	3- 0	4- 1				
0- 0	0- 0	0- 0	NEUTRAL	0- 0	0- 0	0- 0				

RPI 1-25				RPI 26-50				RPI 51-100				RPI 101+			
RPI	S	Opponent	Score	RPI	S	Opponent	Score	RPI	S	Opponent	Score	RPI	S	Opponent	Score
8	A	Stanford	70 76	46	N	Purdue	63 50	79	A	Montana St.	70 55	107	A	Washington St.	76 53
9	H	Missouri St.	64 52	48	H	UT Martin	78 55	83	A	BYU	55 43	112	A	San Diego	57 42
				49	N	Dayton	76 65	83	H	BYU	59 44	112	H	San Diego	57 46
				50	N	Middle Tenn.	62 50					133	H	Texas Southern	80 45
												135	A	Pacific	83 65
												135	H	Pacific	68 67
												138	A	Portland	56 42
												138	H	Portland	62 57
												163	A	Wyoming	65 54
												194	A	Pepperdine	64 50
												194	H	Pepperdine	70 36
												195	A	Santa Clara	67 52
												195	H	Santa Clara	53 46
												197	A	Saint Mary's (CA)	60 70
												197	H	Saint Mary's (CA)	74 49
												204	A	San Francisco	69 46
												204	H	San Francisco	56 38
												251	H	CSU Bakersfield	92 48
												287	A	LMU (CA)	75 47
												287	H	LMU (CA)	78 52
												308	H	Eastern Wash.	84 44
LAST 10 Division I															
138	A	Portland	56 42	197	A	Saint Mary's (CA)	60 70	135	A	Pacific	83 65				
194	A	Pepperdine	64 50	83	H	BYU	59 44	112	H	San Diego	57 46				
287	A	LMU (CA)	75 47	287	H	LMU (CA)	78 52								
195	H	Santa Clara	53 46												
204	H	San Francisco	56 38												

Non-Div I Games:

Gonzaga

■ Loss,
 ■ Non-Conf, S Site,
 ■ Home
 ■ Away
 N Neutral

Grambling

Through Games Of March 3, 2020

Average RPI Win:	306	WON-LOST	WINNING	LAST 10	STRENGTH OF	OPP. STRENGTH	TEAM	ADJ.	CONF.	ADJ CONF.
Average RPI Loss:	214	RECORD	PCT. RANK	GAMES	SCHEDULE	OF SCHEDULE	RPI	RPI	RPI	RPI
DIV. I ONLY	3- 23	332	2-8	305	344	347	347	32	32	
DIV. I NON-CONF.	0- 10	338	0	103	189	316	316	31	31	
TOTALS	RPI 1-25	RPI 26-50	W-L RECORDS	RPI 51-100	RPI 101-150	RPI 150+				
3- 23	0- 2	0- 0	OVERALL	0- 1	0- 4	3- 16				
3- 8	0- 0	0- 0	HOME	0- 0	0- 3	3- 5				
0- 14	0- 2	0- 0	AWAY	0- 1	0- 1	0- 10				
0- 1	0- 0	0- 0	NEUTRAL	0- 0	0- 0	0- 1				
0- 10	0- 2	0- 0	NON-CONFERENCE	0- 1	0- 2	0- 5				
0- 2	0- 0	0- 0	HOME	0- 0	0- 2	0- 0				
0- 7	0- 2	0- 0	AWAY	0- 1	0- 0	0- 4				
0- 1	0- 0	0- 0	NEUTRAL	0- 0	0- 0	0- 1				
3- 13	0- 0	0- 0	CONFERENCE	0- 0	0- 2	3- 11				
3- 6	0- 0	0- 0	HOME	0- 0	0- 1	3- 5				
0- 7	0- 0	0- 0	AWAY	0- 0	0- 1	0- 6				
0- 0	0- 0	0- 0	NEUTRAL	0- 0	0- 0	0- 0				

RPI 1-25				RPI 26-50				RPI 51-100				RPI 101+ Team's RPI: 347			
RPI	S	Opponent	Score	RPI	S	Opponent	Score	RPI	S	Opponent	Score	RPI	S	Opponent	Score
4	A	Baylor	46 120					72	A	Georgia Tech	42 89	105	H	UT Arlington	54 88
25	A	Kentucky	35 81									133	A	Texas Southern	62 85
												133	H	Texas Southern	85 89
												134	H	Florida	65 72
												157	A	Jackson St.	46 61
												157	H	Jackson St.	59 82
												164	N	Binghamton	67 88
												170	A	Wichita St.	65 77
												242	H	Alabama A&M	69 59
												253	A	Southern U.	57 81
												253	H	Southern U.	51 70
												272	A	Louisiana Tech	66 70
												296	A	Prairie View	58 65
												296	H	Prairie View	54 67
												301	A	FIU	55 56
												320	H	Alabama St.	59 73
												325	A	Alcorn	54 80
												325	H	Alcorn	70 59
												327	A	Ark.-Pine Bluff	79 84
												327	H	Ark.-Pine Bluff	64 82
												336	A	Northwestern St.	61 65
												351	A	Mississippi Val.	57 68
												351	H	Mississippi Val.	72 47
LAST 10 Division I															
351	H	Mississippi Val.	72 47	325	H	Alcorn	70 59								
327	H	Ark.-Pine Bluff	64 82	253	H	Southern U.	51 70								
157	H	Jackson St.	59 82	351	A	Mississippi Val.	57 68								
133	A	Texas Southern	62 85	327	A	Ark.-Pine Bluff	79 84								
296	A	Prairie View	58 65	157	A	Jackson St.	46 61								

Non-Div I Games: Centenary (LA) 106 42

Grambling

Loss, Non-Conf, S Site, H Home A Away N Neutral

Grand Canyon

Through Games Of March 3, 2020

Average RPI Win:	283	WON-LOST	WINNING	LAST 10	STRENGTH OF	OPP. STRENGTH	TEAM	ADJ.	CONF.	ADJ CONF.
Average RPI Loss:	223	RECORD	PCT. RANK	GAMES	SCHEDULE	OF SCHEDULE	RPI	RPI	RPI	RPI
DIV. I ONLY	13- 11	154	7-3	311	340	240	240	31	31	
DIV. I NON-CONF.	3- 6	235	0	179	281	275	275	32	32	
TOTALS	RPI 1-25	RPI 26-50	W-L RECORDS	RPI 51-100	RPI 101-150	RPI 150+				
13- 11	0- 0	0- 0	OVERALL	0- 0	0- 2	13- 9				
8- 5	0- 0	0- 0	HOME	0- 0	0- 0	8- 5				
5- 6	0- 0	0- 0	AWAY	0- 0	0- 2	5- 4				
0- 0	0- 0	0- 0	NEUTRAL	0- 0	0- 0	0- 0				
3- 6	0- 0	0- 0	NON-CONFERENCE	0- 0	0- 2	3- 4				
3- 2	0- 0	0- 0	HOME	0- 0	0- 0	3- 2				
0- 4	0- 0	0- 0	AWAY	0- 0	0- 2	0- 2				
0- 0	0- 0	0- 0	NEUTRAL	0- 0	0- 0	0- 0				
10- 5	0- 0	0- 0	CONFERENCE	0- 0	0- 0	10- 5				
5- 3	0- 0	0- 0	HOME	0- 0	0- 0	5- 3				
5- 2	0- 0	0- 0	AWAY	0- 0	0- 0	5- 2				
0- 0	0- 0	0- 0	NEUTRAL	0- 0	0- 0	0- 0				

RPI 1-25			RPI 26-50			RPI 51-100			RPI 101+ Team's RPI: 240		
RPI	S	Opponent	Score	RPI	S	Opponent	Score	RPI	S	Opponent	Score
								131	A	California	53 72
								138	A	Portland	41 73
								159	A	Montana	67 72
								176	H	Southern Utah	69 65
								211	A	UMKC	62 56
								211	H	UMKC	53 74
								216	H	Cal St. Fullerton	70 80
								220	H	UNLV	53 51
								221	H	North Dakota	76 78
								223	A	Portland St.	46 69
								251	H	CSU Bakersfield	54 59
								264	H	UC Santa Barbara	58 57
								291	A	California Baptist	62 58
								291	H	California Baptist	72 66
								295	A	Utah Valley	66 59
								295	H	Utah Valley	54 64
								298	A	UTRGV	47 66
								298	H	UTRGV	62 60
								309	A	Seattle U	56 48
								309	H	Seattle U	63 60
								312	A	New Mexico St.	58 69
								312	H	New Mexico St.	60 49
								349	A	Chicago St.	68 57
								349	H	Chicago St.	69 49
LAST 10 Division I											
				298	A	UTRGV	47 66	211	A	UMKC	62 56
				312	A	New Mexico St.	58 69	291	H	California Baptist	72 66
				295	H	Utah Valley	54 64	312	H	New Mexico St.	60 49
				309	H	Seattle U	63 60	298	H	UTRGV	62 60
				349	A	Chicago St.	68 57	295	A	Utah Valley	66 59

Non-Div I Games: Benedictine Mesa 72 53 Whittier 77 41

Grand Canyon

■ Loss,
 ■ Non-Conf,
 ■ S Site,
 ■ H Home
 ■ A Away
 N Neutral

Average RPI Win:	226	WON-LOST	WINNING	LAST 10	STRENGTH OF	OPP. STRENGTH	TEAM	ADJ.	CONF.	ADJ CONF.
Average RPI Loss:	108	RECORD	PCT. RANK	GAMES	SCHEDULE	OF SCHEDULE	RPI	RPI	RPI	RPI
DIV. I ONLY	18- 12	116	8-2	118	203	120	120	22	22	
DIV. I NON-CONF.	5- 7	205	0	32	34	104	104	22	22	
TOTALS	RPI 1-25	RPI 26-50	W-L RECORDS	RPI 51-100	RPI 101-150	RPI 150+				
18- 12	1- 2	0- 2	OVERALL	1- 3	1- 0	15- 5				
8- 6	0- 1	0- 2	HOME	0- 2	0- 0	8- 1				
8- 5	1- 0	0- 0	AWAY	1- 1	0- 0	6- 4				
2- 1	0- 1	0- 0	NEUTRAL	0- 0	1- 0	1- 0				
5- 7	1- 2	0- 2	NON-CONFERENCE	0- 2	1- 0	3- 1				
1- 4	0- 1	0- 2	HOME	0- 1	0- 0	1- 0				
2- 2	1- 0	0- 0	AWAY	0- 1	0- 0	1- 1				
2- 1	0- 1	0- 0	NEUTRAL	0- 0	1- 0	1- 0				
13- 5	0- 0	0- 0	CONFERENCE	1- 1	0- 0	12- 4				
7- 2	0- 0	0- 0	HOME	0- 1	0- 0	7- 1				
6- 3	0- 0	0- 0	AWAY	1- 0	0- 0	5- 3				
0- 0	0- 0	0- 0	NEUTRAL	0- 0	0- 0	0- 0				

RPI 1-25			RPI 26-50			RPI 51-100			RPI 101+ Team's RPI: 120		
RPI	S	Opponent	Score	RPI	S	Opponent	Score	RPI	S	Opponent	Score
14	N	Mississippi St.	58 83	28	H	Marquette	47 60	54	A	Marist	60 72
16	A	Central Mich.	111 105	29	H	South Dakota	60 66	69	H	South Dakota St.	55 60
19	H	DePaul	65 76					74	A	IUPUI	61 58
								74	H	IUPUI	42 54
LAST 10 Division I											
257	H	Youngstown St.	71 51	332	H	Detroit Mercy	72 45	104	N	Syracuse	79 73
199	H	Cleveland St.	81 51	219	A	Milwaukee	60 65	155	A	Wright St.	68 59
74	A	IUPUI	61 58	182	A	Northern Ky.	43 63	155	H	Wright St.	58 70
340	A	UIC	75 49	155	A	Wright St.	68 59	167	H	Missouri	72 64
284	H	Oakland	76 51	199	A	Cleveland St.	74 54	173	A	Maine	60 61
				219	A	Milwaukee	60 65	182	A	Northern Ky.	43 63
				256	N	Bowling Green	73 54	182	H	Northern Ky.	65 44
				257	A	Youngstown St.	70 63	199	A	Cleveland St.	74 54
				257	H	Youngstown St.	71 51	199	H	Cleveland St.	81 51
				284	A	Oakland	88 93	219	A	Milwaukee	60 65
				284	H	Oakland	76 51	219	H	Milwaukee	61 48
				332	A	Detroit Mercy	65 48	256	N	Bowling Green	73 54
				332	H	Detroit Mercy	72 45	257	A	Youngstown St.	70 63
				340	A	UIC	75 49	257	H	Youngstown St.	71 51
				340	H	UIC	73 36	284	A	Oakland	88 93
				349	A	Chicago St.	102 46	284	H	Oakland	76 51
								332	A	Detroit Mercy	65 48
								332	H	Detroit Mercy	72 45
								340	A	UIC	75 49
								340	H	UIC	73 36
								349	A	Chicago St.	102 46

Non-Div I Games:

Green Bay

■ Loss,
■ Non-Conf,
■ S Site,
■ H Home
■ A Away
N Neutral

Hampton

Through Games Of March 3, 2020

Average RPI Win:	243	WON-LOST	WINNING	LAST 10	STRENGTH OF	OPP. STRENGTH	TEAM	ADJ.	CONF.	ADJ CONF.
Average RPI Loss:	157	RECORD	PCT. RANK	GAMES	SCHEDULE	OF SCHEDULE	RPI	RPI	RPI	RPI
DIV. I ONLY	17- 10	94	7-3	215	275	146	146	25	25	
DIV. I NON-CONF.	4- 5	195	0	45	137	113	113	27	27	
TOTALS	RPI 1-25	RPI 26-50	W-L RECORDS	RPI 51-100	RPI 101-150	RPI 150+				
17- 10	0- 1	0- 0	OVERALL	1- 1	2- 1	14- 7				
8- 5	0- 0	0- 0	HOME	0- 1	0- 1	8- 3				
7- 5	0- 1	0- 0	AWAY	1- 0	0- 0	6- 4				
2- 0	0- 0	0- 0	NEUTRAL	0- 0	2- 0	0- 0				
4- 5	0- 1	0- 0	NON-CONFERENCE	1- 1	2- 0	1- 3				
0- 3	0- 0	0- 0	HOME	0- 1	0- 0	0- 2				
2- 2	0- 1	0- 0	AWAY	1- 0	0- 0	1- 1				
2- 0	0- 0	0- 0	NEUTRAL	0- 0	2- 0	0- 0				
13- 5	0- 0	0- 0	CONFERENCE	0- 0	0- 1	13- 4				
8- 2	0- 0	0- 0	HOME	0- 0	0- 1	8- 1				
5- 3	0- 0	0- 0	AWAY	0- 0	0- 0	5- 3				
0- 0	0- 0	0- 0	NEUTRAL	0- 0	0- 0	0- 0				

RPI 1-25				RPI 26-50				RPI 51-100				RPI 101+ Team's RPI: 146			
RPI	S	Opponent	Score	RPI	S	Opponent	Score	RPI	S	Opponent	Score	RPI	S	Opponent	Score
23	A	Old Dominion	38 75					57	A	Alabama	64 61	118	H	Campbell	31 68
								99	H	Liberty	59 83	121	N	Richmond	69 65
												141	N	Mt. St. Mary's	68 60
												156	H	Norfolk St.	56 77
												171	A	High Point	59 74
												171	H	High Point	77 81
												178	A	Gardner-Webb	59 70
												178	H	Gardner-Webb	63 58
												190	H	Radford	51 48
												191	A	Chattanooga	84 55
												193	H	Fla. Atlantic	63 64
												200	A	Furman	65 70
												250	A	UNC Asheville	76 66
												250	H	UNC Asheville	68 59
												259	A	Winthrop	66 72
												259	H	Winthrop	62 48
												273	A	Longwood	90 76
												273	H	Longwood	73 55
												307	A	Presbyterian	71 42
												307	H	Presbyterian	67 53
												328	A	USC Upstate	86 73
												328	H	USC Upstate	60 40
												343	A	Charleston So.	64 59
												343	H	Charleston So.	66 57
LAST 10 Division I															
				343	H	Charleston So.	66 57					178	A	Gardner-Webb	59 70
				307	H	Presbyterian	67 53					171	A	High Point	59 74
				328	A	USC Upstate	86 73					250	A	UNC Asheville	76 66
				273	A	Longwood	90 76					273	H	Longwood	73 55
				259	H	Winthrop	62 48					171	H	High Point	77 81

Non-Div I Games:

Hampton

■ Loss,
 ■ Non-Conf,
 ■ S Site,
 ■ H Home
 ■ A Away
 N Neutral

Hartford

Through Games Of March 3, 2020

Average RPI Win: 81	WON-LOST	WINNING	LAST 10	STRENGTH OF	OPP. STRENGTH	TEAM	ADJ.	CONF.	ADJ CONF.
Average RPI Loss: 209	RECORD	PCT. RANK	GAMES	SCHEDULE	OF SCHEDULE	RPI	RPI	RPI	RPI
DIV. I ONLY	1- 28	351	1-9	236	277	344	344	26	26
DIV. I NON-CONF.	0- 13	338	0	236	202	340	340	28	28
TOTALS	RPI 1-25	RPI 26-50	W-L RECORDS	RPI 51-100	RPI 101-150	RPI 150+			
1- 28	0- 1	0- 0	OVERALL	1- 3	0- 3	0- 21			
1- 13	0- 0	0- 0	HOME	1- 0	0- 0	0- 13			
0- 15	0- 1	0- 0	AWAY	0- 3	0- 3	0- 8			
0- 0	0- 0	0- 0	NEUTRAL	0- 0	0- 0	0- 0			
0- 13	0- 1	0- 0	NON-CONFERENCE	0- 2	0- 3	0- 7			
0- 6	0- 0	0- 0	HOME	0- 0	0- 0	0- 6			
0- 7	0- 1	0- 0	AWAY	0- 2	0- 3	0- 1			
0- 0	0- 0	0- 0	NEUTRAL	0- 0	0- 0	0- 0			
1- 15	0- 0	0- 0	CONFERENCE	1- 1	0- 0	0- 14			
1- 7	0- 0	0- 0	HOME	1- 0	0- 0	0- 7			
0- 8	0- 0	0- 0	AWAY	0- 1	0- 0	0- 7			
0- 0	0- 0	0- 0	NEUTRAL	0- 0	0- 0	0- 0			

RPI 1-25				RPI 26-50				RPI 51-100				RPI 101+ Team's RPI: 344			
RPI	S	Opponent	Score	RPI	S	Opponent	Score	RPI	S	Opponent	Score	RPI	S	Opponent	Score
11	A	Princeton	42 73					67	A	Penn	46 74	109	A	William & Mary	44 61
								81	A	Stony Brook	55 66	126	A	Harvard	44 53
								81	H	Stony Brook	70 67	143	A	Massachusetts	48 74
								92	A	Michigan St.	34 79	151	A	Northeastern	47 60
												164	A	Binghamton	44 80
												164	H	Binghamton	65 78
												173	A	Maine	73 87
												173	H	Maine	52 69
												184	H	Providence	57 75
												189	H	Quinnipiac	50 87
												215	H	Rhode Island	56 68
												218	A	UMass Lowell	56 64
												218	H	UMass Lowell	63 68
												267	A	New Hampshire	71 72
												267	H	New Hampshire	55 64
												293	A	UMBC	54 61
												293	H	UMBC	47 56
												306	A	Vermont	51 62
												306	H	Vermont	53 63
												319	A	Albany (NY)	40 63
												319	H	Albany (NY)	63 68
												324	H	Hofstra	41 43
												330	H	NJIT	52 61
												346	H	Central Conn. St.	54 61
LAST 10 Division I															
				81	H	Stony Brook	70 67					306	A	Vermont	51 62
				164	H	Binghamton	65 78					293	H	UMBC	47 56
				267	H	New Hampshire	55 64					173	H	Maine	52 69
				218	A	UMass Lowell	56 64					164	A	Binghamton	44 80
				319	A	Albany (NY)	40 63					319	H	Albany (NY)	63 68

Non-Div I Games:

Hartford

■ Loss,
 ■ Non-Conf,
 ■ S Site,
 ■ Home
 ■ A Away
 N Neutral

Harvard

Through Games Of March 3, 2020

Average RPI Win: 181	WON-LOST	WINNING	LAST 10	STRENGTH OF	OPP. STRENGTH	TEAM	ADJ.	CONF.	ADJ CONF.
Average RPI Loss: 117	RECORD	PCT. RANK	GAMES	SCHEDULE	OF SCHEDULE	RPI	RPI	RPI	RPI
DIV. I ONLY	14- 11	138	4-6	139	94	126	126	7	7
DIV. I NON-CONF.	9- 4	84	0	295	94	131	131	8	8
TOTALS	RPI 1-25	RPI 26-50	W-L RECORDS	RPI 51-100	RPI 101-150	RPI 150+			
14- 11	0- 2	0- 1	OVERALL	2- 1	2- 2	10- 5			
8- 4	0- 1	0- 0	HOME	2- 0	1- 1	5- 2			
6- 6	0- 1	0- 1	AWAY	0- 1	1- 1	5- 2			
0- 1	0- 0	0- 0	NEUTRAL	0- 0	0- 0	0- 1			
9- 4	0- 0	0- 1	NON-CONFERENCE	0- 0	2- 0	7- 3			
4- 1	0- 0	0- 0	HOME	0- 0	1- 0	3- 1			
5- 2	0- 0	0- 1	AWAY	0- 0	1- 0	4- 1			
0- 1	0- 0	0- 0	NEUTRAL	0- 0	0- 0	0- 1			
5- 7	0- 2	0- 0	CONFERENCE	2- 1	0- 2	3- 2			
4- 3	0- 1	0- 0	HOME	2- 0	0- 1	2- 1			
1- 4	0- 1	0- 0	AWAY	0- 1	0- 1	1- 1			
0- 0	0- 0	0- 0	NEUTRAL	0- 0	0- 0	0- 0			

RPI 1-25				RPI 26-50				RPI 51-100				RPI 101+ Team's RPI: 126			
RPI	S	Opponent	Score	RPI	S	Opponent	Score	RPI	S	Opponent	Score	RPI	S	Opponent	Score
11	A	Princeton	45 66	42	A	Rutgers	46 74	52	H	Yale	66 57	108	A	Columbia	64 89
11	H	Princeton	46 60					67	A	Penn	48 70	108	H	Columbia	57 62
								67	H	Penn	58 51	130	A	Boston U.	66 39
												131	H	California	56 53
												151	H	Northeastern	44 46
												173	A	Maine	69 40
												174	A	Dartmouth	62 63
												174	H	Dartmouth	64 49
												187	A	Cornell	73 58
												187	H	Cornell	47 55
												188	A	Northern Ill.	59 53
												189	A	Quinnipiac	77 68
												193	A	Fla. Atlantic	65 51
												196	A	La Salle	69 75
												205	H	Brown	68 53
												215	H	Rhode Island	61 58
												230	N	Saint Joseph's	39 63
												280	H	Siena	68 51
												344	H	Hartford	53 44
LAST 10 Division I															
187	H	Cornell	47 55	187	A	Cornell	73 58								
108	H	Columbia	57 62	205	H	Brown	68 53								
67	A	Penn	48 70	52	H	Yale	66 57								
11	A	Princeton	45 66	11	H	Princeton	46 60								
108	A	Columbia	64 89	67	H	Penn	58 51								

Non-Div I Games:

Harvard

Loss, Non-Conf, S Site, H Home A Away N Neutral

Average RPI Win: 243	WON-LOST	WINNING	LAST 10	STRENGTH OF	OPP. STRENGTH	TEAM	ADJ.	CONF.	ADJ CONF.
Average RPI Loss: 176	RECORD	PCT. RANK	GAMES	SCHEDULE	OF SCHEDULE	RPI	RPI	RPI	RPI
DIV. I ONLY	13- 13	173	6-4	231	239	207	207	28	28
DIV. I NON-CONF.	5- 7	205	0	134	77	191	191	26	26
TOTALS	RPI 1-25	RPI 26-50	W-L RECORDS	RPI 51-100	RPI 101-150	RPI 150+			
13- 13	0- 2	1- 0	OVERALL	0- 1	1- 2	11- 8			
8- 5	0- 1	1- 0	HOME	0- 1	0- 1	7- 2			
5- 8	0- 1	0- 0	AWAY	0- 0	1- 1	4- 6			
0- 0	0- 0	0- 0	NEUTRAL	0- 0	0- 0	0- 0			
5- 7	0- 2	1- 0	NON-CONFERENCE	0- 1	1- 2	3- 2			
3- 4	0- 1	1- 0	HOME	0- 1	0- 1	2- 1			
2- 3	0- 1	0- 0	AWAY	0- 0	1- 1	1- 1			
0- 0	0- 0	0- 0	NEUTRAL	0- 0	0- 0	0- 0			
8- 6	0- 0	0- 0	CONFERENCE	0- 0	0- 0	8- 6			
5- 1	0- 0	0- 0	HOME	0- 0	0- 0	5- 1			
3- 5	0- 0	0- 0	AWAY	0- 0	0- 0	3- 5			
0- 0	0- 0	0- 0	NEUTRAL	0- 0	0- 0	0- 0			

RPI 1-25				RPI 26-50				RPI 51-100				RPI 101+ Team's RPI: 207			
RPI	S	Opponent	Score	RPI	S	Opponent	Score	RPI	S	Opponent	Score	RPI	S	Opponent	Score
18	A	Oregon St.	32 64	44	H	Texas	73 60	67	H	Penn	55 70	115	A	Idaho	52 67
21	H	NC State	59 68									125	A	Washington	62 50
												133	H	Texas Southern	57 74
												165	A	UC Davis	49 62
												165	H	UC Davis	48 65
												194	A	Pepperdine	52 51
												216	A	Cal St. Fullerton	64 70
												216	H	Cal St. Fullerton	79 72
												239	H	San Diego St.	61 58
												247	H	North Texas	60 66
												264	A	UC Santa Barbara	63 51
												276	A	UC Irvine	71 72
												276	H	UC Irvine	94 70
												283	A	CSUN	54 58
												283	H	CSUN	70 66
												287	A	LMU (CA)	51 65
												292	A	Long Beach St.	55 62
												292	H	Long Beach St.	68 44
												304	A	UC Riverside	65 59
												304	H	UC Riverside	80 57
												310	A	Cal Poly	59 46
												311	H	UTSA	62 50
LAST 10 Division I															
216	A	Cal St. Fullerton	64 70	310	A	Cal Poly	59 46								
276	A	UC Irvine	71 72	292	H	Long Beach St.	68 44								
165	H	UC Davis	48 65	276	H	UC Irvine	94 70								
283	H	CSUN	70 66	304	A	UC Riverside	65 59								
264	A	UC Santa Barbara	63 51	292	A	Long Beach St.	55 62								

Non-Div I Games: Hope Int'l 86 49

Hawaii

■ Loss,
 ■ Non-Conf,
 ■ S Site,
 ■ Home
 ■ A Away
 N Neutral

High Point

Through Games Of March 3, 2020

Average RPI Win:	263	WON-LOST	WINNING	LAST 10	STRENGTH OF	OPP. STRENGTH	TEAM	ADJ.	CONF.	ADJ CONF.
Average RPI Loss:	162	RECORD	PCT. RANK	GAMES	SCHEDULE	OF SCHEDULE	RPI	RPI	RPI	RPI
DIV. I ONLY	14- 13	160	7-3	192	307	171	171	25	25	
DIV. I NON-CONF.	2- 7	288	0	159	243	268	268	27	27	
TOTALS	RPI 1-25	RPI 26-50	W-L RECORDS	RPI 51-100	RPI 101-150	RPI 150+				
14- 13	0- 1	0- 0	OVERALL	0- 1	2- 4	12- 7				
7- 4	0- 0	0- 0	HOME	0- 0	1- 2	6- 2				
7- 9	0- 1	0- 0	AWAY	0- 1	1- 2	6- 5				
0- 0	0- 0	0- 0	NEUTRAL	0- 0	0- 0	0- 0				
2- 7	0- 1	0- 0	NON-CONFERENCE	0- 1	0- 2	2- 3				
1- 2	0- 0	0- 0	HOME	0- 0	0- 1	1- 1				
1- 5	0- 1	0- 0	AWAY	0- 1	0- 1	1- 2				
0- 0	0- 0	0- 0	NEUTRAL	0- 0	0- 0	0- 0				
12- 6	0- 0	0- 0	CONFERENCE	0- 0	2- 2	10- 4				
6- 2	0- 0	0- 0	HOME	0- 0	1- 1	5- 1				
6- 4	0- 0	0- 0	AWAY	0- 0	1- 1	5- 3				
0- 0	0- 0	0- 0	NEUTRAL	0- 0	0- 0	0- 0				

RPI S	Opponent	Score	RPI S	Opponent	Score	RPI S	Opponent	Score	RPI S	Opponent	Score	Team's RPI: 171
24	A Duke	57 93				93	A Butler	52 74	118	A Campbell	36 73	
									118	H Campbell	66 68	
									132	H Davidson	63 73	
									136	A UNC Greensboro	70 82	
									146	A Hampton	81 77	
									146	H Hampton	74 59	
									156	A Norfolk St.	58 72	
									178	A Gardner-Webb	57 70	
									178	H Gardner-Webb	46 62	
									190	A Radford	64 63	
									190	H Radford	68 58	
									198	A American	48 56	
									250	A UNC Asheville	60 76	
									259	A Winthrop	63 69	
									259	H Winthrop	94 61	
									261	H Col. of Charleston	70 79	
									273	A Longwood	76 69	
									273	H Longwood	86 79	
									289	H ETSU	80 62	
									305	A N.C. Central	78 58	
									307	A Presbyterian	79 71	
									307	H Presbyterian	60 55	
									328	A USC Upstate	81 45	
									328	H USC Upstate	85 46	
									343	A Charleston So.	84 70	
LAST 10 Division I												
273	H Longwood	86 79	328	A USC Upstate	81 45							
307	A Presbyterian	79 71	146	H Hampton	74 59							
190	A Radford	64 63	259	H Winthrop	94 61							
178	H Gardner-Webb	46 62	178	A Gardner-Webb	57 70							
118	H Campbell	66 68	146	A Hampton	81 77							

Non-Div I Games:

High Point

Loss, Non-Conf, S Site, H Home A Away N Neutral

Hofstra

Through Games Of March 3, 2020

Average RPI Win: 235	WON-LOST	WINNING	LAST 10	STRENGTH OF	OPP. STRENGTH	TEAM	ADJ.	CONF.	ADJ CONF.
Average RPI Loss: 178	RECORD	PCT. RANK	GAMES	SCHEDULE	OF SCHEDULE	RPI	RPI	RPI	RPI
DIV. I ONLY	3- 25	339	0-10	161	270	324	324	14	14
DIV. I NON-CONF.	3- 8	268	0	213	351	305	305	13	13
TOTALS	RPI 1-25	RPI 26-50	W-L RECORDS	RPI 51-100	RPI 101-150	RPI 150+			
3- 25	0- 0	0- 4	OVERALL	0- 1	1- 2	2- 18			
2- 11	0- 0	0- 2	HOME	0- 1	1- 1	1- 7			
1- 12	0- 0	0- 2	AWAY	0- 0	0- 1	1- 9			
0- 2	0- 0	0- 0	NEUTRAL	0- 0	0- 0	0- 2			
3- 8	0- 0	0- 0	NON-CONFERENCE	0- 1	1- 0	2- 7			
2- 3	0- 0	0- 0	HOME	0- 1	1- 0	1- 2			
1- 3	0- 0	0- 0	AWAY	0- 0	0- 0	1- 3			
0- 2	0- 0	0- 0	NEUTRAL	0- 0	0- 0	0- 2			
0- 17	0- 0	0- 4	CONFERENCE	0- 0	0- 2	0- 11			
0- 8	0- 0	0- 2	HOME	0- 0	0- 1	0- 5			
0- 9	0- 0	0- 2	AWAY	0- 0	0- 1	0- 6			
0- 0	0- 0	0- 0	NEUTRAL	0- 0	0- 0	0- 0			

RPI S	Opponent	Score	RPI S	Opponent	Score	RPI S	Opponent	Score	RPI S	Opponent	Score	Team's RPI: 324
			36 A	James Madison	50 92	81 H	Stony Brook	38 81	109 A	William & Mary	42 71	
			36 H	James Madison	52 89				109 H	William & Mary	53 66	
			40 A	Drexel	54 74				118 H	Campbell	58 55	
			40 H	Drexel	32 45				151 A	Northeastern	51 74	
									169 N	Samford	45 65	
									177 A	Elon	50 67	
									177 H	Elon	56 69	
									179 A	Delaware	59 80	
									179 H	Delaware	67 77	
									183 A	Towson	71 84	
									183 H	Towson	54 71	
									199 H	Cleveland St.	51 61	
									209 N	Houston	44 54	
									232 A	Fairfield	64 73	
									243 H	Morgan St.	51 39	
									261 A	Col. of Charleston	63 67	
									261 H	Col. of Charleston	60 63	
									265 H	Howard	64 73	
									271 A	UNCW	43 56	
									271 H	UNCW	59 62	
									302 A	Sacred Heart	44 71	
									335 A	LIU Brooklyn	46 85	
									344 A	Hartford	43 41	
LAST 10 Division I												
			271 A	UNCW	43 56	177 A	Elon	50 67				
			261 A	Col. of Charleston	63 67	179 H	Delaware	67 77				
			36 H	James Madison	52 89	40 H	Drexel	32 45				
			183 H	Towson	54 71	261 H	Col. of Charleston	60 63				
			109 A	William & Mary	42 71	271 H	UNCW	59 62				

Non-Div I Games:

Hofstra

■ Loss,
 ■ Non-Conf,
 ■ S Site,
 ■ H Home
 ■ A Away
 N Neutral

Holy Cross

Through Games Of March 3, 2020

Average RPI Win:	220	WON-LOST	WINNING	LAST 10	STRENGTH OF	OPP. STRENGTH	TEAM	ADJ.	CONF.	ADJ CONF.
Average RPI Loss:	139	RECORD	PCT. RANK	GAMES	SCHEDULE	OF SCHEDULE	RPI	RPI	RPI	RPI
DIV. I ONLY	17- 11	112	5-5	194	193	123	123	15	15	
DIV. I NON-CONF.	7- 4	100	0	256	269	118	118	15	15	
TOTALS	RPI 1-25	RPI 26-50	W-L RECORDS	RPI 51-100	RPI 101-150	RPI 150+				
17- 11	0- 0	0- 0	OVERALL	1- 2	2- 6	14- 3				
9- 3	0- 0	0- 0	HOME	1- 1	1- 2	7- 0				
8- 8	0- 0	0- 0	AWAY	0- 1	1- 4	7- 3				
0- 0	0- 0	0- 0	NEUTRAL	0- 0	0- 0	0- 0				
7- 4	0- 0	0- 0	NON-CONFERENCE	1- 0	0- 2	6- 2				
4- 0	0- 0	0- 0	HOME	1- 0	0- 0	3- 0				
3- 4	0- 0	0- 0	AWAY	0- 0	0- 2	3- 2				
0- 0	0- 0	0- 0	NEUTRAL	0- 0	0- 0	0- 0				
10- 7	0- 0	0- 0	CONFERENCE	0- 2	2- 4	8- 1				
5- 3	0- 0	0- 0	HOME	0- 1	1- 2	4- 0				
5- 4	0- 0	0- 0	AWAY	0- 1	1- 2	4- 1				
0- 0	0- 0	0- 0	NEUTRAL	0- 0	0- 0	0- 0				

RPI S	Opponent	Score	RPI S	Opponent	Score	RPI S	Opponent	Score	RPI S	Opponent	Score	Team's RPI: 123
						51	A Bucknell	45 63	101	A Colgate	60 71	
						51	H Bucknell	40 51	101	H Colgate	69 80	
						65	H Boston College	80 71	130	A Boston U.	70 76	
									130	H Boston U.	51 62	
									137	A Lehigh	74 57	
									137	H Lehigh	65 62	
									140	A North Florida	60 80	
									143	A Massachusetts	72 75	
									158	A Lafayette	57 49	
									158	H Lafayette	57 56	
									181	H Merrimack	68 42	
									192	A Illinois	75 78	
									198	A American	73 58	
									198	H American	72 59	
									205	A Brown	83 71	
									215	A Rhode Island	58 73	
									226	A Stetson	75 63	
									266	A Loyola Maryland	64 56	
									267	H New Hampshire	82 61	
									279	A Army West Point	48 61	
									279	H Army West Point	64 61	
									302	A Sacred Heart	65 52	
									318	A Navy	58 49	
									318	H Navy	57 43	
									326	H Bryant	87 75	
LAST 10 Division I												
			198	A American	73 58		137	H Lehigh	65 62			
			279	H Army West Point	64 61		130	H Boston U.	51 62			
			101	H Colgate	69 80		101	A Colgate	60 71			
			51	A Bucknell	45 63		318	H Navy	57 43			
			158	A Lafayette	57 49		130	A Boston U.	70 76			

Non-Div I Games:

Holy Cross

Loss, Non-Conf, S Site, H Home A Away N Neutral

Average RPI Win: 227	WON-LOST	WINNING	LAST 10	STRENGTH OF	OPP. STRENGTH	TEAM	ADJ.	CONF.	ADJ CONF.
Average RPI Loss: 108	RECORD	PCT. RANK	GAMES	SCHEDULE	OF SCHEDULE	RPI	RPI	RPI	RPI
DIV. I ONLY	12- 18	232	2-8	129	88	209	209	9	9
DIV. I NON-CONF.	7- 7	164	0	194	140	192	192	9	9
TOTALS	RPI 1-25	RPI 26-50	W-L RECORDS	RPI 51-100	RPI 101-150	RPI 150+			
12- 18	0- 3	0- 2	OVERALL	1- 5	0- 3	11- 5			
9- 5	0- 1	0- 2	HOME	1- 1	0- 1	8- 0			
1- 11	0- 2	0- 0	AWAY	0- 4	0- 1	1- 4			
2- 2	0- 0	0- 0	NEUTRAL	0- 0	0- 1	2- 1			
7- 7	0- 1	0- 1	NON-CONFERENCE	1- 2	0- 1	6- 2			
5- 1	0- 0	0- 1	HOME	1- 0	0- 0	4- 0			
0- 4	0- 1	0- 0	AWAY	0- 2	0- 0	0- 1			
2- 2	0- 0	0- 0	NEUTRAL	0- 0	0- 1	2- 1			
5- 11	0- 2	0- 1	CONFERENCE	0- 3	0- 2	5- 3			
4- 4	0- 1	0- 1	HOME	0- 1	0- 1	4- 0			
1- 7	0- 1	0- 0	AWAY	0- 2	0- 1	1- 3			
0- 0	0- 0	0- 0	NEUTRAL	0- 0	0- 0	0- 0			

RPI 1-25				RPI 26-50				RPI 51-100				RPI 101+ Team's RPI: 209			
RPI	S	Opponent	Score	RPI	S	Opponent	Score	RPI	S	Opponent	Score	RPI	S	Opponent	Score
6	A	UConn	51 91	35	H	FGCU	45 57	68	A	South Fla.	45 74	104	N	Syracuse	62 87
6	H	UConn	40 92	37	H	UCF	49 67	72	A	Georgia Tech	38 69	116	A	Temple	75 76
17	A	Texas A&M	43 72					77	A	Cincinnati	66 85	116	H	Temple	58 61
								77	H	Cincinnati	65 74	166	A	Tulane	66 60
								78	H	Oklahoma	85 69	170	H	Wichita St.	64 56
								89	A	Fordham	54 63	201	H	Memphis	75 65
												203	H	Southern Miss.	75 60
												204	N	San Francisco	57 80
												222	A	SMU	47 60
												222	H	SMU	55 53
												227	A	New Mexico	71 81
												234	A	East Carolina	50 53
												234	H	East Carolina	72 63
												237	H	Southeastern La.	78 65
												245	A	Tulsa	64 71
												272	H	Louisiana Tech	67 53
												291	N	California Baptist	96 75
												321	H	Houston Baptist	82 60
												324	N	Hofstra	54 44
LAST 10 Division I															
245	A	Tulsa	64 71	37	H	UCF	49 67	234	A	East Carolina	50 53	222	H	SMU	55 53
6	H	UConn	40 92					166	A	Tulane	66 60	68	A	South Fla.	45 74
222	A	SMU	47 60												
77	H	Cincinnati	65 74												
116	A	Temple	75 76												

Non-Div I Games:

Houston

■ Loss,
 ■ Non-Conf,
 ■ S Site,
 ■ H Home
 ■ A Away
 N Neutral

Houston Baptist

Through Games Of March 3, 2020

Average RPI Win:	286	WON-LOST	WINNING	LAST 10	STRENGTH OF	OPP. STRENGTH	TEAM	ADJ.	CONF.	ADJ CONF.
Average RPI Loss:	189	RECORD	PCT. RANK	GAMES	SCHEDULE	OF SCHEDULE	RPI	RPI	RPI	RPI
DIV. I ONLY	5- 20	318	3-7	282	278	321	321	23	23	
DIV. I NON-CONF.	2- 5	259	0	158	246	201	201	24	24	
TOTALS	RPI 1-25	RPI 26-50	W-L RECORDS	RPI 51-100	RPI 101-150	RPI 150+				
5- 20	0- 1	0- 0	OVERALL	0- 4	0- 3	5- 12				
2- 8	0- 0	0- 0	HOME	0- 3	0- 1	2- 4				
3- 12	0- 1	0- 0	AWAY	0- 1	0- 2	3- 8				
0- 0	0- 0	0- 0	NEUTRAL	0- 0	0- 0	0- 0				
2- 5	0- 1	0- 0	NON-CONFERENCE	0- 0	0- 1	2- 3				
0- 1	0- 0	0- 0	HOME	0- 0	0- 0	0- 1				
2- 4	0- 1	0- 0	AWAY	0- 0	0- 1	2- 2				
0- 0	0- 0	0- 0	NEUTRAL	0- 0	0- 0	0- 0				
3- 15	0- 0	0- 0	CONFERENCE	0- 4	0- 2	3- 9				
2- 7	0- 0	0- 0	HOME	0- 3	0- 1	2- 3				
1- 8	0- 0	0- 0	AWAY	0- 1	0- 1	1- 6				
0- 0	0- 0	0- 0	NEUTRAL	0- 0	0- 0	0- 0				

RPI	S	Opponent	Score	RPI	S	Opponent	Score	RPI	S	Opponent	Score	RPI	S	Opponent	Score	Team's RPI: 321
4	A	Baylor	42 112					80	H	A&M-Corpus Christi	65 75	127	A	Texas Tech	51 59	
								90	A	Abilene Christian	54 71	150	A	Sam Houston St.	60 75	
								90	H	Abilene Christian	79 84	150	H	Sam Houston St.	69 97	
								95	H	SFA	42 59	162	H	Northern Ariz.	62 79	
												170	A	Wichita St.	42 59	
												172	A	New Orleans	84 88	
												209	A	Houston	60 82	
												217	A	Oral Roberts	74 73	
												236	A	Central Ark.	39 63	
												237	H	Southeastern La.	59 69	
												258	A	Incarnate Word	60 55	
												260	A	Nicholls St.	53 57	
												260	H	Nicholls St.	78 84	
												263	A	Lamar University	53 60	
												263	H	Lamar University	72 59	
												336	A	Northwestern St.	60 69	
												336	H	Northwestern St.	46 54	
												345	A	McNeese	72 88	
												345	H	McNeese	56 54	
												348	A	La.-Monroe	72 65	
LAST 10 Division I																
345	H	McNeese	56 54	90	A	Abilene Christian	54 71									
260	A	Nicholls St.	53 57	336	H	Northwestern St.	46 54									
150	A	Sam Houston St.	60 75	172	A	New Orleans	84 88									
90	H	Abilene Christian	79 84	80	H	A&M-Corpus Christi	65 75									
263	H	Lamar University	72 59	258	A	Incarnate Word	60 55									

Non-Div I Games: LSU-Shreveport 67 44 Paul Quinn 63 34

Houston Baptist

Loss, Non-Conf, S Site, H Home A Away N Neutral

Average RPI Win:	307	WON-LOST	WINNING	LAST 10	STRENGTH OF	OPP. STRENGTH	TEAM	ADJ.	CONF.	ADJ CONF.
Average RPI Loss:	163	RECORD	PCT. RANK	GAMES	SCHEDULE	OF SCHEDULE	RPI	RPI	RPI	RPI
DIV. I ONLY	14- 14	173	4-6	345	299	265	265	29	29	
DIV. I NON-CONF.	8- 5	117	0	311	218	180	180	29	29	
TOTALS	RPI 1-25	RPI 26-50	W-L RECORDS	RPI 51-100	RPI 101-150	RPI 150+				
14- 14	0- 0	0- 0	OVERALL	0- 3	0- 3	14- 8				
6- 5	0- 0	0- 0	HOME	0- 0	0- 1	6- 4				
8- 7	0- 0	0- 0	AWAY	0- 2	0- 1	8- 4				
0- 2	0- 0	0- 0	NEUTRAL	0- 1	0- 1	0- 0				
8- 5	0- 0	0- 0	NON-CONFERENCE	0- 3	0- 1	8- 1				
3- 1	0- 0	0- 0	HOME	0- 0	0- 0	3- 1				
5- 2	0- 0	0- 0	AWAY	0- 2	0- 0	5- 0				
0- 2	0- 0	0- 0	NEUTRAL	0- 1	0- 1	0- 0				
6- 9	0- 0	0- 0	CONFERENCE	0- 0	0- 2	6- 7				
3- 4	0- 0	0- 0	HOME	0- 0	0- 1	3- 3				
3- 5	0- 0	0- 0	AWAY	0- 0	0- 1	3- 4				
0- 0	0- 0	0- 0	NEUTRAL	0- 0	0- 0	0- 0				

RPI S	Opponent	Score	RPI S	Opponent	Score	RPI S	Opponent	Score	RPI S	Opponent	Score	Team's RPI: 265
						51 N	Bucknell	60 70	106 A	Bethune-Cookman	59 88	
						58 A	Tennessee	38 88	106 H	Bethune-Cookman	59 75	
						68 A	South Fla.	53 82	125 N	Washington	58 75	
									154 A	N.C. A&T	55 60	
									156 A	Norfolk St.	60 69	
									156 H	Norfolk St.	80 83	
									196 H	La Salle	62 78	
									234 A	East Carolina	67 51	
									243 A	Morgan St.	67 74	
									243 H	Morgan St.	52 68	
									248 A	George Mason	86 75	
									266 A	Loyola Maryland	75 69	
									282 H	Niagara	91 42	
									293 A	UMBC	72 61	
									305 A	N.C. Central	71 89	
									314 A	UMES	79 58	
									314 H	UMES	70 71	
									317 H	Fairleigh Dickinson	64 56	
									323 H	Saint Peter's	92 80	
									324 A	Hofstra	73 64	
									334 A	Coppin St.	66 54	
									334 H	Coppin St.	64 52	
									341 A	Florida A&M	82 56	
									341 H	Florida A&M	72 58	
									350 H	South Carolina St.	78 47	
LAST 10 Division I												
			314 H	UMES	70 71		341 A	Florida A&M	82 56			
			156 A	Norfolk St.	60 69		334 H	Coppin St.	64 52			
			305 A	N.C. Central	71 89		243 H	Morgan St.	52 68			
			154 A	N.C. A&T	55 60		334 A	Coppin St.	66 54			
			106 A	Bethune-Cookman	59 88		341 H	Florida A&M	72 58			

Non-Div I Games:

Howard

■ Loss,
 ■ Non-Conf,
 ■ S Site,
 ■ H Home
 ■ A Away
 N Neutral

I
U
P
U
I

I
U
P
U
I

IUPUI

Page 120

Idaho

Through Games Of March 3, 2020

Average RPI Win: 227	WON-LOST	WINNING	LAST 10	STRENGTH OF	OPP. STRENGTH	TEAM	ADJ.	CONF.	ADJ CONF.
Average RPI Loss: 133	RECORD	PCT. RANK	GAMES	SCHEDULE	OF SCHEDULE	RPI	RPI	RPI	RPI
DIV. I ONLY	18- 9	75	6-4	223	184	115	115	18	18
DIV. I NON-CONF.	5- 4	140	0	167	109	114	114	17	17
TOTALS	RPI 1-25	RPI 26-50	W-L RECORDS	RPI 51-100	RPI 101-150	RPI 150+			
18- 9	0- 1	0- 0	OVERALL	1- 3	1- 0	16- 5			
10- 2	0- 0	0- 0	HOME	0- 1	0- 0	10- 1			
8- 5	0- 0	0- 0	AWAY	1- 2	1- 0	6- 3			
0- 2	0- 1	0- 0	NEUTRAL	0- 0	0- 0	0- 1			
5- 4	0- 1	0- 0	NON-CONFERENCE	0- 2	1- 0	4- 1			
2- 0	0- 0	0- 0	HOME	0- 0	0- 0	2- 0			
3- 2	0- 0	0- 0	AWAY	0- 2	1- 0	2- 0			
0- 2	0- 1	0- 0	NEUTRAL	0- 0	0- 0	0- 1			
13- 5	0- 0	0- 0	CONFERENCE	1- 1	0- 0	12- 4			
8- 2	0- 0	0- 0	HOME	0- 1	0- 0	8- 1			
5- 3	0- 0	0- 0	AWAY	1- 0	0- 0	4- 3			
0- 0	0- 0	0- 0	NEUTRAL	0- 0	0- 0	0- 0			

RPI 1-25				RPI 26-50				RPI 51-100				RPI 101+ Team's RPI: 115			
RPI	S	Opponent	Score	RPI	S	Opponent	Score	RPI	S	Opponent	Score	RPI	S	Opponent	Score
23	N	Old Dominion	55 67					60	A	Oklahoma St.	47 62	112	A	San Diego	65 32
								68	A	South Fla.	64 67	159	A	Montana	60 69
								79	A	Montana St.	69 68	159	H	Montana	52 51
								79	H	Montana St.	56 62	160	H	Idaho St.	62 56
												162	A	Northern Ariz.	67 70
												162	H	Northern Ariz.	70 71
												176	A	Southern Utah	71 56
												176	H	Southern Utah	70 57
												204	A	San Francisco	66 60
												207	H	Hawaii	67 52
												223	A	Portland St.	53 74
												223	H	Portland St.	65 52
												224	A	Northern Colo.	57 46
												224	H	Northern Colo.	70 65
												263	N	Lamar University	44 47
												288	H	Colorado St.	61 54
												303	A	Sacramento St.	96 88
												303	H	Sacramento St.	70 44
												308	A	Eastern Wash.	75 46
												308	H	Eastern Wash.	69 60
												309	A	Seattle U	90 84
												322	H	Weber St.	70 50
LAST 10 Division I															
				176	H	Southern Utah	70 57					308	A	Eastern Wash.	75 46
				224	H	Northern Colo.	70 65					159	A	Montana	60 69
				303	A	Sacramento St.	96 88					79	H	Montana St.	56 62
				162	A	Northern Ariz.	67 70					303	H	Sacramento St.	70 44
				223	H	Portland St.	65 52					162	H	Northern Ariz.	70 71

Non-Div I Games:

Idaho

■ Loss,
 ■ Non-Conf,
 ■ S Site,
 ■ Home
 ■ A Away
 N Neutral

Average RPI Win:	249	WON-LOST	WINNING	LAST 10	STRENGTH OF	OPP. STRENGTH	TEAM	ADJ.	CONF.	ADJ CONF.
Average RPI Loss:	138	RECORD	PCT. RANK	GAMES	SCHEDULE	OF SCHEDULE	RPI	RPI	RPI	RPI
DIV. I ONLY	14- 11	138	8-2	250	189	160	160	18	18	
DIV. I NON-CONF.	2- 5	259	0	247	67	259	259	17	17	
TOTALS	RPI 1-25	RPI 26-50	W-L RECORDS	RPI 51-100	RPI 101-150	RPI 150+				
14- 11	0- 1	0- 1	OVERALL	0- 3	0- 1	14- 5				
6- 4	0- 0	0- 0	HOME	0- 1	0- 0	6- 3				
8- 7	0- 1	0- 1	AWAY	0- 2	0- 1	8- 2				
0- 0	0- 0	0- 0	NEUTRAL	0- 0	0- 0	0- 0				
2- 5	0- 1	0- 1	NON-CONFERENCE	0- 1	0- 0	2- 2				
1- 1	0- 0	0- 0	HOME	0- 0	0- 0	1- 1				
1- 4	0- 1	0- 1	AWAY	0- 1	0- 0	1- 1				
0- 0	0- 0	0- 0	NEUTRAL	0- 0	0- 0	0- 0				
12- 6	0- 0	0- 0	CONFERENCE	0- 2	0- 1	12- 3				
5- 3	0- 0	0- 0	HOME	0- 1	0- 0	5- 2				
7- 3	0- 0	0- 0	AWAY	0- 1	0- 1	7- 1				
0- 0	0- 0	0- 0	NEUTRAL	0- 0	0- 0	0- 0				

RPI 1-25				RPI 26-50				RPI 51-100				RPI 101+ Team's RPI: 160			
RPI	S	Opponent	Score	RPI	S	Opponent	Score	RPI	S	Opponent	Score	RPI	S	Opponent	Score
24	A	Duke	66 85	30	A	Arizona St.	69 74	60	A	Oklahoma St.	52 70	115	A	Idaho	56 62
								79	A	Montana St.	59 67	159	A	Montana	67 53
								79	H	Montana St.	55 74	159	H	Montana	72 59
												162	A	Northern Ariz.	79 76
												162	H	Northern Ariz.	59 70
												176	A	Southern Utah	65 72
												176	H	Southern Utah	73 54
												223	A	Portland St.	68 63
												223	H	Portland St.	64 69
												224	A	Northern Colo.	71 55
												224	H	Northern Colo.	59 39
												278	A	Utah St.	61 69
												291	H	California Baptist	68 74
												295	A	Utah Valley	88 61
												303	A	Sacramento St.	75 51
												303	H	Sacramento St.	80 62
												308	A	Eastern Wash.	67 47
												309	H	Seattle U	73 48
												322	A	Weber St.	65 54
												322	H	Weber St.	55 41
LAST 10 Division I															
				223	A	Portland St.	68 63					303	A	Sacramento St.	75 51
				224	A	Northern Colo.	71 55					162	A	Northern Ariz.	79 76
				322	H	Weber St.	55 41					176	H	Southern Utah	73 54
				159	H	Montana	72 59					224	H	Northern Colo.	59 39
				79	H	Montana St.	55 74					79	A	Montana St.	59 67

Non-Div I Games: Arizona Christian 93 36 Montana Tech 83 57

Idaho St.

Loss, Non-Conf, S Site, H Home A Away N Neutral

Average RPI Win:	234	WON-LOST	WINNING	LAST 10	STRENGTH OF	OPP. STRENGTH	TEAM	ADJ.	CONF.	ADJ CONF.
Average RPI Loss:	47	RECORD	PCT. RANK	GAMES	SCHEDULE	OF SCHEDULE	RPI	RPI	RPI	RPI
DIV. I ONLY	11- 18	246	1-9	80	51	192	192	2	2	
DIV. I NON-CONF.	9- 2	37	0	321	308	165	165	2	2	
TOTALS	RPI 1-25	RPI 26-50	W-L RECORDS	RPI 51-100	RPI 101-150	RPI 150+				
11- 18	0- 8	0- 5	OVERALL	1- 3	1- 2	9- 0				
9- 9	0- 4	0- 2	HOME	1- 2	1- 1	7- 0				
2- 9	0- 4	0- 3	AWAY	0- 1	0- 1	2- 0				
0- 0	0- 0	0- 0	NEUTRAL	0- 0	0- 0	0- 0				
9- 2	0- 0	0- 0	NON-CONFERENCE	0- 1	1- 1	8- 0				
8- 1	0- 0	0- 0	HOME	0- 1	1- 0	7- 0				
1- 1	0- 0	0- 0	AWAY	0- 0	0- 1	1- 0				
0- 0	0- 0	0- 0	NEUTRAL	0- 0	0- 0	0- 0				
2- 16	0- 8	0- 5	CONFERENCE	1- 2	0- 1	1- 0				
1- 8	0- 4	0- 2	HOME	1- 1	0- 1	0- 0				
1- 8	0- 4	0- 3	AWAY	0- 1	0- 0	1- 0				
0- 0	0- 0	0- 0	NEUTRAL	0- 0	0- 0	0- 0				

RPI	S	Opponent	Score	RPI	S	Opponent	Score	RPI	S	Opponent	Score	RPI	S	Opponent	Score	Team's RPI: 192
3	H	Maryland	60 79	38	A	Michigan	59 80	62	H	Illinois St.	58 74	123	H	Holy Cross	78 75	
7	A	Northwestern	58 75	42	A	Rutgers	41 72	86	H	Minnesota	74 71	139	A	North Carolina	60 85	
7	H	Northwestern	50 77	42	H	Rutgers	51 75	88	A	Nebraska	58 80	144	H	Wisconsin	64 73	
12	A	Iowa	72 108	46	A	Purdue	67 81	92	H	Michigan St.	58 72	167	A	Missouri	58 51	
15	A	Indiana	42 83	46	H	Purdue	58 70					168	H	Austin Peay	76 62	
15	H	Indiana	54 59									181	H	Merrimack	75 72	
22	A	Ohio St.	47 77									214	A	Penn St.	70 66	
22	H	Ohio St.	58 78									307	H	Presbyterian	71 52	
												326	H	Bryant	69 55	
												327	H	Ark.-Pine Bluff	65 50	
												331	H	Evansville	59 44	
												349	H	Chicago St.	96 66	
LAST 10 Division I																
7	A	Northwestern	58 75	15	H	Indiana	54 59									
92	H	Michigan St.	58 72	214	A	Penn St.	70 66									
88	A	Nebraska	58 80	22	H	Ohio St.	58 78									
38	A	Michigan	59 80	144	H	Wisconsin	64 73									
46	H	Purdue	58 70	42	A	Rutgers	41 72									

Non-Div I Games:

Illinois

Average RPI Win:	164	WON-LOST	WINNING	LAST 10	STRENGTH OF	OPP. STRENGTH	TEAM	ADJ.	CONF.	ADJ CONF.
Average RPI Loss:	74	RECORD	PCT. RANK	GAMES	SCHEDULE	OF SCHEDULE	RPI	RPI	RPI	RPI
DIV. I ONLY	16- 10	108	6-4	47	106	62	62	8	8	
DIV. I NON-CONF.	7- 3	80	0	149	191	63	63	7	7	
TOTALS	RPI 1-25	RPI 26-50	W-L RECORDS	RPI 51-100	RPI 101-150	RPI 150+				
16- 10	1- 1	1- 5	OVERALL	2- 1	3- 1	9- 2				
11- 3	1- 0	1- 2	HOME	1- 0	1- 1	7- 0				
5- 7	0- 1	0- 3	AWAY	1- 1	2- 0	2- 2				
0- 0	0- 0	0- 0	NEUTRAL	0- 0	0- 0	0- 0				
7- 3	0- 0	1- 1	NON-CONFERENCE	0- 1	0- 0	6- 1				
5- 0	0- 0	1- 0	HOME	0- 0	0- 0	4- 0				
2- 3	0- 0	0- 1	AWAY	0- 1	0- 0	2- 1				
0- 0	0- 0	0- 0	NEUTRAL	0- 0	0- 0	0- 0				
9- 7	1- 1	0- 4	CONFERENCE	2- 0	3- 1	3- 1				
6- 3	1- 0	0- 2	HOME	1- 0	1- 1	3- 0				
3- 4	0- 1	0- 2	AWAY	1- 0	2- 0	0- 1				
0- 0	0- 0	0- 0	NEUTRAL	0- 0	0- 0	0- 0				

RPI 1-25				RPI 26-50				RPI 51-100 Team's RPI: 62				RPI 101+			
RPI	S	Opponent	Score	RPI	S	Opponent	Score	RPI	S	Opponent	Score	RPI	S	Opponent	Score
9	A	Missouri St.	74 87	26	A	Drake	82 87	76	A	UNI	69 61	103	A	Southern Ill.	62 54
9	H	Missouri St.	78 66	26	H	Drake	67 69	76	H	UNI	65 57	103	H	Southern Ill.	66 56
				28	A	Marquette	41 58	94	A	Saint Louis	56 61	149	A	Valparaiso	72 60
				41	A	Bradley	61 76					149	H	Valparaiso	70 78
				41	H	Bradley	62 66					157	H	Jackson St.	77 55
				48	H	UT Martin	70 47					161	A	Loyola Chicago	64 69
												161	H	Loyola Chicago	86 85
												168	A	Austin Peay	72 77
												188	H	Northern Ill.	69 66
												192	A	Illinois	74 58
												206	H	Western Ill.	78 65
												221	A	North Dakota	66 58
												274	H	Indiana St.	83 69
												331	H	Evansville	81 58
												337	H	SIUE	74 53
LAST 10 Division I															
103	H	Southern Ill.	66 56	161	H	Loyola Chicago	86 85								
9	H	Missouri St.	78 66	41	H	Bradley	62 66								
26	A	Drake	82 87	9	A	Missouri St.	74 87								
76	A	UNI	69 61	103	A	Southern Ill.	62 54								
149	H	Valparaiso	70 78	76	H	UNI	65 57								

Non-Div I Games: Truman 87 60

Illinois St.

Loss, Non-Conf, S Site, H Home A Away N Neutral

Average RPI Win:	248	WON-LOST	WINNING	LAST 10	STRENGTH OF	OPP. STRENGTH	TEAM	ADJ.	CONF.	ADJ CONF.
Average RPI Loss:	184	RECORD	PCT. RANK	GAMES	SCHEDULE	OF SCHEDULE	RPI	RPI	RPI	RPI
DIV. I ONLY	10- 13	214	6-4	300	254	258	258	23	23	
DIV. I NON-CONF.	0- 5	338	0	322	131	349	349	24	24	
TOTALS	RPI 1-25	RPI 26-50	W-L RECORDS	RPI 51-100	RPI 101-150	RPI 150+				
10- 13	0- 0	0- 0	OVERALL	2- 5	1- 0	7- 8				
5- 5	0- 0	0- 0	HOME	1- 1	0- 0	4- 4				
5- 8	0- 0	0- 0	AWAY	1- 4	1- 0	3- 4				
0- 0	0- 0	0- 0	NEUTRAL	0- 0	0- 0	0- 0				
0- 5	0- 0	0- 0	NON-CONFERENCE	0- 2	0- 0	0- 3				
0- 1	0- 0	0- 0	HOME	0- 0	0- 0	0- 1				
0- 4	0- 0	0- 0	AWAY	0- 2	0- 0	0- 2				
0- 0	0- 0	0- 0	NEUTRAL	0- 0	0- 0	0- 0				
10- 8	0- 0	0- 0	CONFERENCE	2- 3	1- 0	7- 5				
5- 4	0- 0	0- 0	HOME	1- 1	0- 0	4- 3				
5- 4	0- 0	0- 0	AWAY	1- 2	1- 0	3- 2				
0- 0	0- 0	0- 0	NEUTRAL	0- 0	0- 0	0- 0				

RPI S	Opponent	Score	RPI S	Opponent	Score	RPI S	Opponent	Score	RPI S	Opponent	Score	Team's RPI: 258
						71	A Kansas St.	41 85	150	A Sam Houston St.	77 74	
						80	A A&M-Corpus Christi	50 56	172	A New Orleans	57 61	
						80	H A&M-Corpus Christi	38 64	172	H New Orleans	55 67	
						87	A Ohio	41 78	236	H Central Ark.	37 47	
						90	A Abilene Christian	71 70	237	A Southeastern La.	44 58	
						95	A SFA	45 67	239	H San Diego St.	48 57	
						95	H SFA	60 52	260	H Nicholls St.	53 51	
									263	A Lamar University	67 48	
									263	H Lamar University	68 67	
									288	A Colorado St.	47 75	
									311	A UTSA	56 63	
									321	H Houston Baptist	55 60	
									336	A Northwestern St.	69 67	
									336	H Northwestern St.	76 39	
									345	A McNeese	72 71	
									345	H McNeese	73 56	
LAST 10 Division I												
80	A	A&M-Corpus Christi	50	56	336	H	Northwestern St.	76	39			
263	H	Lamar University	68	67	237	A	Southeastern La.	44	58			
95	H	SFA	60	52	150	A	Sam Houston St.	77	74			
345	A	McNeese	72	71	90	A	Abilene Christian	71	70			
172	A	New Orleans	57	61	321	H	Houston Baptist	55	60			

Non-Div I Games: Schreiner 70 35 Tex. A&M Int'l 55 38 Paul Quinn 79 62 UNKNOWN 74 52 Incarnate Word

Loss, Non-Conf, S Site, H Home A Away N Neutral

Indiana

Through Games Of March 3, 2020

Average RPI Win:	119	WON-LOST	WINNING	LAST 10	STRENGTH OF	OPP. STRENGTH	TEAM	ADJ.	CONF.	ADJ CONF.
Average RPI Loss:	9	RECORD	PCT. RANK	GAMES	SCHEDULE	OF SCHEDULE	RPI	RPI	RPI	RPI
DIV. I ONLY	23- 7	32	8-2	9	10	15	15	2	2	
DIV. I NON-CONF.	10- 2	29	0	15	42	10	10	2	2	
TOTALS	RPI 1-25	RPI 26-50	W-L RECORDS	RPI 51-100	RPI 101-150	RPI 150+				
23- 7	1- 7	4- 0	OVERALL	7- 0	5- 0	6- 0				
11- 4	0- 4	1- 0	HOME	3- 0	3- 0	4- 0				
10- 2	0- 2	3- 0	AWAY	4- 0	1- 0	2- 0				
2- 1	1- 1	0- 0	NEUTRAL	0- 0	1- 0	0- 0				
10- 2	1- 2	0- 0	NON-CONFERENCE	2- 0	4- 0	3- 0				
5- 1	0- 1	0- 0	HOME	0- 0	2- 0	3- 0				
3- 0	0- 0	0- 0	AWAY	2- 0	1- 0	0- 0				
2- 1	1- 1	0- 0	NEUTRAL	0- 0	1- 0	0- 0				
13- 5	0- 5	4- 0	CONFERENCE	5- 0	1- 0	3- 0				
6- 3	0- 3	1- 0	HOME	3- 0	1- 0	1- 0				
7- 2	0- 2	3- 0	AWAY	2- 0	0- 0	2- 0				
0- 0	0- 0	0- 0	NEUTRAL	0- 0	0- 0	0- 0				

RPI	S	Opponent	Score	RPI	S	Opponent	Score	RPI	S	Opponent	Score	RPI	S	Opponent	Score
1	N	South Carolina	71 57	38	A	Michigan	78 60	86	A	Minnesota	75 69	107	N	Washington St.	78 44
3	A	Maryland	62 76	42	A	Rutgers	66 56	86	H	Minnesota	65 52	134	A	Florida	73 49
3	H	Maryland	69 79	46	A	Purdue	66 54	88	A	Nebraska	57 53	140	H	North Florida	72 45
4	N	Baylor	62 77	46	H	Purdue	66 48	88	H	Nebraska	81 53	141	H	Mt. St. Mary's	75 52
7	H	Northwestern	69 71					92	H	Michigan St.	79 67	144	H	Wisconsin	75 65
12	A	Iowa	85 91					93	A	Butler	64 53	157	H	Jackson St.	91 51
13	H	UCLA	58 68					98	A	Miami (FL)	58 45	192	A	Illinois	59 54
22	H	Ohio St.	76 80									192	H	Illinois	83 42
												214	A	Penn St.	76 60
												257	H	Youngstown St.	93 56
												260	H	Nicholls St.	111 47
LAST 10 Division I															
38	A	Michigan	78 60	88	A	Nebraska	57 53								
88	H	Nebraska	81 53	3	H	Maryland	69 79								
86	A	Minnesota	75 69	46	A	Purdue	66 54								
22	H	Ohio St.	76 80	144	H	Wisconsin	75 65								
192	A	Illinois	59 54	86	H	Minnesota	65 52								

Non-Div I Games:

Indiana

■ Loss,
■ Non-Conf, S Site,
■ Home
■ Away
N Neutral

Indiana St.

Through Games Of March 3, 2020

Average RPI Win:	257	WON-LOST	WINNING	LAST 10	STRENGTH OF	OPP. STRENGTH	TEAM	ADJ.	CONF.	ADJ CONF.
Average RPI Loss:	120	RECORD	PCT. RANK	GAMES	SCHEDULE	OF SCHEDULE	RPI	RPI	RPI	RPI
DIV. I ONLY	5- 23	324	3-7	102	137	274	274	8	8	
DIV. I NON-CONF.	2- 10	313	0	208	295	298	298	7	7	
TOTALS	RPI 1-25	RPI 26-50	W-L RECORDS	RPI 51-100	RPI 101-150	RPI 150+				
5- 23	0- 2	0- 3	OVERALL	1- 4	0- 7	4- 7				
2- 9	0- 1	0- 1	HOME	1- 1	0- 3	1- 3				
3- 13	0- 1	0- 2	AWAY	0- 3	0- 4	3- 3				
0- 1	0- 0	0- 0	NEUTRAL	0- 0	0- 0	0- 1				
2- 10	0- 0	0- 0	NON-CONFERENCE	0- 2	0- 3	2- 5				
0- 4	0- 0	0- 0	HOME	0- 1	0- 1	0- 2				
2- 5	0- 0	0- 0	AWAY	0- 1	0- 2	2- 2				
0- 1	0- 0	0- 0	NEUTRAL	0- 0	0- 0	0- 1				
3- 13	0- 2	0- 3	CONFERENCE	1- 2	0- 4	2- 2				
2- 5	0- 1	0- 1	HOME	1- 0	0- 2	1- 1				
1- 8	0- 1	0- 2	AWAY	0- 2	0- 2	1- 1				
0- 0	0- 0	0- 0	NEUTRAL	0- 0	0- 0	0- 0				

RPI S	Opponent	Score	RPI S	Opponent	Score	RPI S	Opponent	Score	RPI S	Opponent	Score	Team's RPI: 274
9	A Missouri St.	58 82	26	A Drake	65 105	62	A Illinois St.	69 83	103	A Southern Ill.	42 60	
9	H Missouri St.	55 76	26	H Drake	71 92	76	A UNI	43 73	103	H Southern Ill.	55 78	
			41	A Bradley	75 91	76	H UNI	65 63	111	H Southeast Mo. St.	58 68	
						84	A Colorado	46 59	119	A Kansas	72 84	
						94	H Saint Louis	53 55	135	A Pacific	66 83	
									149	A Valparaiso	45 61	
									149	H Valparaiso	56 75	
									161	A Loyola Chicago	55 65	
									161	H Loyola Chicago	51 58	
									182	H Northern Ky.	68 70	
									206	A Western Ill.	72 83	
									208	A Eastern Ill.	59 57	
									233	A Murray St.	62 70	
									244	H Marshall	60 72	
									283	N CSUN	59 67	
									331	A Evansville	70 58	
									331	H Evansville	68 58	
									340	A UIC	61 40	
LAST 10 Division I												
331	A Evansville	70 58	149	A Valparaiso	45 61							
9	A Missouri St.	58 82	161	A Loyola Chicago	55 65							
103	A Southern Ill.	42 60	331	H Evansville	68 58							
26	H Drake	71 92	103	H Southern Ill.	55 78							
76	H UNI	65 63	9	H Missouri St.	55 76							

Non-Div I Games:

Indiana St.

■ Loss,
 ■ Non-Conf, S Site,
 ■ Home
 ■ Away
 N Neutral

Average RPI Win:	282	WON-LOST	WINNING	LAST 10	STRENGTH OF	OPP. STRENGTH	TEAM	ADJ.	CONF.	ADJ CONF.
Average RPI Loss:	150	RECORD	PCT. RANK	GAMES	SCHEDULE	OF SCHEDULE	RPI	RPI	RPI	RPI
DIV. I ONLY	9- 18	273	5-5	150	269	249	249	24	24	
DIV. I NON-CONF.	1- 8	322	0	19	182	211	211	25	25	
TOTALS	RPI 1-25	RPI 26-50	W-L RECORDS	RPI 51-100	RPI 101-150	RPI 150+				
9- 18	0- 1	0- 0	OVERALL	0- 6	0- 3	9- 8				
3- 10	0- 0	0- 0	HOME	0- 3	0- 2	3- 5				
6- 6	0- 1	0- 0	AWAY	0- 3	0- 0	6- 2				
0- 2	0- 0	0- 0	NEUTRAL	0- 0	0- 1	0- 1				
1- 8	0- 1	0- 0	NON-CONFERENCE	0- 3	0- 3	1- 1				
0- 3	0- 0	0- 0	HOME	0- 1	0- 2	0- 0				
1- 3	0- 1	0- 0	AWAY	0- 2	0- 0	1- 0				
0- 2	0- 0	0- 0	NEUTRAL	0- 0	0- 1	0- 1				
8- 10	0- 0	0- 0	CONFERENCE	0- 3	0- 0	8- 7				
3- 7	0- 0	0- 0	HOME	0- 2	0- 0	3- 5				
5- 3	0- 0	0- 0	AWAY	0- 1	0- 0	5- 2				
0- 0	0- 0	0- 0	NEUTRAL	0- 0	0- 0	0- 0				

RPI 1-25				RPI 26-50				RPI 51-100				RPI 101+ Team's RPI: 249			
RPI	S	Opponent	Score	RPI	S	Opponent	Score	RPI	S	Opponent	Score	RPI	S	Opponent	Score
16	A	Central Mich.	50 70					54	H	Marist	56 73	122	H	Duquesne	74 76
								67	A	Penn	42 74	125	N	Washington	34 65
								73	H	Seton Hall	37 89	143	H	Massachusetts	51 65
								81	A	Stony Brook	40 59	183	N	Towson	58 75
								91	A	Rider	41 53	185	A	Manhattan	32 54
								91	H	Rider	37 81	185	H	Manhattan	47 59
												189	A	Quinnipiac	75 71
												189	H	Quinnipiac	63 67
												232	A	Fairfield	59 52
												232	H	Fairfield	40 52
												259	A	Winthrop	68 61
												280	A	Siena	45 57
												280	H	Siena	58 47
												282	A	Niagara	70 58
												282	H	Niagara	57 63
												297	A	Monmouth	36 33
												297	H	Monmouth	50 56
												323	H	Saint Peter's	69 59
												338	A	Canisius	60 57
												338	H	Canisius	78 72
LAST 10 Division I															
185	H	Manhattan	47 59	232	A	Fairfield	59 52								
280	A	Siena	45 57	297	H	Monmouth	50 56								
338	H	Canisius	78 72	282	A	Niagara	70 58								
91	A	Rider	41 53	338	A	Canisius	60 57								
280	H	Siena	58 47	54	H	Marist	56 73								

Non-Div I Games:

Iona

■ Loss,
 ■ Non-Conf,
 S Site,
 ■ Home
 ■ Away
 N Neutral

Average RPI Win: 112	WON-LOST	WINNING	LAST 10	STRENGTH OF	OPP. STRENGTH	TEAM	ADJ.	CONF.	ADJ CONF.
Average RPI Loss: 62	RECORD	PCT. RANK	GAMES	SCHEDULE	OF SCHEDULE	RPI	RPI	RPI	RPI
DIV. I ONLY	23- 6	27	7-3	27	11	12	12	2	2
DIV. I NON-CONF.	9- 2	37	0	39	69	17	17	2	2
TOTALS	RPI 1-25	RPI 26-50	W-L RECORDS	RPI 51-100	RPI 101-150	RPI 150+			
23- 6	5- 1	3- 2	OVERALL	5- 2	3- 1	7- 0			
15- 0	4- 0	1- 0	HOME	3- 0	2- 0	5- 0			
6- 5	1- 1	2- 2	AWAY	1- 2	1- 0	1- 0			
2- 1	0- 0	0- 0	NEUTRAL	1- 0	0- 1	1- 0			
9- 2	1- 0	2- 0	NON-CONFERENCE	1- 1	1- 1	4- 0			
6- 0	1- 0	1- 0	HOME	0- 0	1- 0	3- 0			
1- 1	0- 0	1- 0	AWAY	0- 1	0- 0	0- 0			
2- 1	0- 0	0- 0	NEUTRAL	1- 0	0- 1	1- 0			
14- 4	4- 1	1- 2	CONFERENCE	4- 1	2- 0	3- 0			
9- 0	3- 0	0- 0	HOME	3- 0	1- 0	2- 0			
5- 4	1- 1	1- 2	AWAY	1- 1	1- 0	1- 0			
0- 0	0- 0	0- 0	NEUTRAL	0- 0	0- 0	0- 0			

RPI	S	Opponent	Score	RPI	S	Opponent	Score	RPI	S	Opponent	Score	RPI	S	Opponent	Score
3	A	Maryland	59 93	26	H	Drake	79 67	76	A	UNI	66 88	125	N	Washington	63 70
3	H	Maryland	66 61	38	A	Michigan	63 78	77	N	Cincinnati	69 61	142	H	North Ala.	86 81
7	A	Northwestern	77 51	42	A	Rutgers	74 78	86	A	Minnesota	76 75	144	A	Wisconsin	85 78
11	H	Princeton	77 75	46	A	Purdue	83 71	86	H	Minnesota	90 82	144	H	Wisconsin	97 71
15	H	Indiana	91 85	47	A	Iowa St.	75 69	88	A	Nebraska	69 78	183	N	Towson	100 72
22	H	Ohio St.	77 68					88	H	Nebraska	76 60	192	H	Illinois	108 72
								92	H	Michigan St.	74 57	193	H	Fla. Atlantic	85 53
												214	A	Penn St.	77 66
												214	H	Penn St.	100 57
												228	H	Clemson	74 60
												305	H	N.C. Central	102 50
LAST 10 Division I															
42	A	Rutgers	74 78	46	A	Purdue	83 71								
86	H	Minnesota	90 82	88	H	Nebraska	76 60								
214	H	Penn St.	100 57	38	A	Michigan	63 78								
144	H	Wisconsin	97 71	214	A	Penn St.	77 66								
3	A	Maryland	59 93	92	H	Michigan St.	74 57								

Non-Div I Games:

Iowa

■ Loss,
■ Non-Conf, S Site,
■ Home
■ Away
N Neutral

Average RPI Win:	132	WON-LOST	WINNING	LAST 10	STRENGTH OF	OPP. STRENGTH	TEAM	ADJ.	CONF.	ADJ CONF.
Average RPI Loss:	49	RECORD	PCT. RANK	GAMES	SCHEDULE	OF SCHEDULE	RPI	RPI	RPI	RPI
DIV. I ONLY	17- 11	112	5-5	22	54	47	47	3	3	
DIV. I NON-CONF.	8- 3	68	0	61	226	61	61	3	3	
TOTALS	RPI 1-25	RPI 26-50	W-L RECORDS	RPI 51-100	RPI 101-150	RPI 150+				
17- 11	0- 4	1- 2	OVERALL	6- 4	5- 1	5- 0				
11- 5	0- 2	0- 1	HOME	4- 1	3- 1	4- 0				
6- 6	0- 2	1- 1	AWAY	2- 3	2- 0	1- 0				
0- 0	0- 0	0- 0	NEUTRAL	0- 0	0- 0	0- 0				
8- 3	0- 1	0- 1	NON-CONFERENCE	1- 1	2- 0	5- 0				
6- 2	0- 1	0- 0	HOME	0- 1	2- 0	4- 0				
2- 1	0- 0	0- 1	AWAY	1- 0	0- 0	1- 0				
0- 0	0- 0	0- 0	NEUTRAL	0- 0	0- 0	0- 0				
9- 8	0- 3	1- 1	CONFERENCE	5- 3	3- 1	0- 0				
5- 3	0- 1	0- 1	HOME	4- 0	1- 1	0- 0				
4- 5	0- 2	1- 0	AWAY	1- 3	2- 0	0- 0				
0- 0	0- 0	0- 0	NEUTRAL	0- 0	0- 0	0- 0				

RPI 1-25				RPI 26-50				Team's RPI: 47	RPI 51-100				RPI 101+			
RPI	S	Opponent	Score	RPI	S	Opponent	Score		RPI	S	Opponent	Score	RPI	S	Opponent	Score
4	A	Baylor	62 83	26	A	Drake	81 86		57	A	Alabama	75 66	119	A	Kansas	61 42
12	H	Iowa	69 75	44	A	Texas	69 51		60	A	Oklahoma St.	64 63	119	H	Kansas	89 67
20	A	TCU	72 82	44	H	Texas	75 81		60	H	Oklahoma St.	74 63	127	A	Texas Tech	96 66
20	H	TCU	74 77						66	A	West Virginia	71 79	127	H	Texas Tech	74 77
									66	H	West Virginia	61 58	133	H	Texas Southern	79 59
									71	A	Kansas St.	51 60	142	H	North Ala.	80 72
									71	H	Kansas St.	73 59	155	H	Wright St.	79 71
									76	H	UNI	63 71	172	H	New Orleans	71 53
									78	A	Oklahoma	72 81	253	H	Southern U.	69 36
									78	H	Oklahoma	63 59	268	A	North Dakota St.	86 58
													327	H	Ark.-Pine Bluff	90 40
LAST 10 Division I																
119	A	Kansas	61 42	44	A	Texas	69 51									
66	H	West Virginia	61 58	78	H	Oklahoma	63 59									
71	A	Kansas St.	51 60	60	H	Oklahoma St.	74 63									
127	H	Texas Tech	74 77	66	A	West Virginia	71 79									
20	A	TCU	72 82	4	A	Baylor	62 83									

Non-Div I Games:

Iowa St.

Average RPI Win:	285	WON-LOST	WINNING	LAST 10	STRENGTH OF	OPP. STRENGTH	TEAM	ADJ.	CONF.	ADJ CONF.
Average RPI Loss:	129	RECORD	PCT. RANK	GAMES	SCHEDULE	OF SCHEDULE	RPI	RPI	RPI	RPI
DIV. I ONLY	17- 9	87	9-1	325	323	157	157	32	32	
DIV. I NON-CONF.	2- 8	295	0	115	45	228	228	31	31	
TOTALS	RPI 1-25	RPI 26-50	W-L RECORDS	RPI 51-100	RPI 101-150	RPI 150+				
17- 9	0- 2	0- 1	OVERALL	0- 2	2- 0	15- 4				
10- 1	0- 1	0- 0	HOME	0- 0	1- 0	9- 0				
7- 8	0- 1	0- 1	AWAY	0- 2	1- 0	6- 4				
0- 0	0- 0	0- 0	NEUTRAL	0- 0	0- 0	0- 0				
2- 8	0- 2	0- 1	NON-CONFERENCE	0- 2	0- 0	2- 3				
1- 1	0- 1	0- 0	HOME	0- 0	0- 0	1- 0				
1- 7	0- 1	0- 1	AWAY	0- 2	0- 0	1- 3				
0- 0	0- 0	0- 0	NEUTRAL	0- 0	0- 0	0- 0				
15- 1	0- 0	0- 0	CONFERENCE	0- 0	2- 0	13- 1				
9- 0	0- 0	0- 0	HOME	0- 0	1- 0	8- 0				
6- 1	0- 0	0- 0	AWAY	0- 0	1- 0	5- 1				
0- 0	0- 0	0- 0	NEUTRAL	0- 0	0- 0	0- 0				

RPI 1-25				RPI 26-50				RPI 51-100				RPI 101+ Team's RPI: 157			
RPI	S	Opponent	Score	RPI	S	Opponent	Score	RPI	S	Opponent	Score	RPI	S	Opponent	Score
14	H	Mississippi St.	53 92	41	A	Bradley	69 78	62	A	Illinois St.	55 77	133	A	Texas Southern	72 61
15	A	Indiana	51 91					98	A	Miami (FL)	68 83	133	H	Texas Southern	81 79
												166	A	Tulane	46 82
												186	H	Louisiana	65 54
												236	A	Central Ark.	54 57
												237	A	Southeastern La.	59 63
												242	H	Alabama A&M	67 53
												253	A	Southern U.	72 51
												253	H	Southern U.	60 57
												296	A	Prairie View	52 62
												296	H	Prairie View	53 49
												320	H	Alabama St.	94 62
												325	A	Alcorn	83 67
												325	H	Alcorn	76 66
												327	A	Ark.-Pine Bluff	56 44
												327	H	Ark.-Pine Bluff	68 47
												336	A	Northwestern St.	66 49
												347	A	Grambling	82 59
												347	H	Grambling	61 46
												351	A	Mississippi Val.	90 61
												351	H	Mississippi Val.	103 53
LAST 10 Division I															
327	H	Ark.-Pine Bluff	68 47	253	H	Southern U.	60 57								
351	H	Mississippi Val.	103 53	325	H	Alcorn	76 66								
347	A	Grambling	82 59	327	A	Ark.-Pine Bluff	56 44								
296	A	Prairie View	52 62	351	A	Mississippi Val.	90 61								
133	A	Texas Southern	72 61	347	H	Grambling	61 46								

Non-Div I Games:

Jackson St.

■ Loss,
 ■ Non-Conf,
 ■ S Site,
 ■ Home
 ■ A Away
 N Neutral

Jacksonville

Through Games Of March 3, 2020

Average RPI Win:	259	WON-LOST	WINNING	LAST 10	STRENGTH OF	OPP. STRENGTH	TEAM	ADJ.	CONF.	ADJ CONF.
Average RPI Loss:	91	RECORD	PCT. RANK	GAMES	SCHEDULE	OF SCHEDULE	RPI	RPI	RPI	RPI
DIV. I ONLY	16- 11	120	7-3	226	181	152	152	16	16	
DIV. I NON-CONF.	6- 5	151	0	257	270	188	188	14	14	
TOTALS	RPI 1-25	RPI 26-50	W-L RECORDS	RPI 51-100	RPI 101-150	RPI 150+				
16- 11	0- 0	0- 3	OVERALL	0- 4	2- 3	14- 1				
8- 5	0- 0	0- 1	HOME	0- 1	1- 2	7- 1				
8- 6	0- 0	0- 2	AWAY	0- 3	1- 1	7- 0				
0- 0	0- 0	0- 0	NEUTRAL	0- 0	0- 0	0- 0				
6- 5	0- 0	0- 1	NON-CONFERENCE	0- 2	0- 1	6- 1				
3- 2	0- 0	0- 0	HOME	0- 0	0- 1	3- 1				
3- 3	0- 0	0- 1	AWAY	0- 2	0- 0	3- 0				
0- 0	0- 0	0- 0	NEUTRAL	0- 0	0- 0	0- 0				
10- 6	0- 0	0- 2	CONFERENCE	0- 2	2- 2	8- 0				
5- 3	0- 0	0- 1	HOME	0- 1	1- 1	4- 0				
5- 3	0- 0	0- 1	AWAY	0- 1	1- 1	4- 0				
0- 0	0- 0	0- 0	NEUTRAL	0- 0	0- 0	0- 0				

RPI S	Opponent	Score	RPI S	Opponent	Score	RPI S	Opponent	Score	RPI S	Opponent	Score	Team's RPI: 152
35	A FGCU	64 77	35	H FGCU	68 81	68	A South Fla.	39 70	106	H Bethune-Cookman	52 53	
39	A Florida St.	41 75				84	A Colorado	44 66	140	A North Florida	69 60	
						99	A Liberty	76 85	140	H North Florida	64 70	
						99	H Liberty	59 65	142	A North Ala.	65 76	
									142	H North Ala.	67 56	
									156	H Norfolk St.	64 71	
									225	A Kennesaw St.	93 83	
									225	H Kennesaw St.	88 81	
									226	A Stetson	71 57	
									226	H Stetson	57 52	
									235	A Jacksonville St.	55 40	
									255	A Lipscomb	73 64	
									255	H Lipscomb	76 53	
									260	H Nicholls St.	72 55	
									301	H FIU	77 52	
									328	H USC Upstate	87 43	
									329	A Mercer	87 83	
									330	A NJIT	66 54	
									330	H NJIT	88 67	
									341	A Florida A&M	88 54	
LAST 10 Division I												
35	A FGCU	64 77	99	H Liberty	59 65							
226	A Stetson	71 57	330	A NJIT	66 54							
255	H Lipscomb	76 53	35	H FGCU	68 81							
225	H Kennesaw St.	88 81	142	H North Ala.	67 56							
140	A North Florida	69 60	255	A Lipscomb	73 64							

Non-Div I Games: Thomas (GA) 94 36 Johnson (FL) 114 35

Jacksonville

Loss, Non-Conf, S Site, H Home A Away N Neutral

Average RPI Win:	249	WON-LOST	WINNING	LAST 10	STRENGTH OF	OPP. STRENGTH	TEAM	ADJ.	CONF.	ADJ CONF.
Average RPI Loss:	160	RECORD	PCT. RANK	GAMES	SCHEDULE	OF SCHEDULE	RPI	RPI	RPI	RPI
DIV. I ONLY	12- 15	205	6-4	248	245	235	235	20	20	
DIV. I NON-CONF.	2- 7	288	0	301	217	329	329	23	23	
TOTALS	RPI 1-25	RPI 26-50	W-L RECORDS	RPI 51-100	RPI 101-150	RPI 150+				
12- 15	0- 0	0- 3	OVERALL	1- 1	1- 3	10- 8				
8- 4	0- 0	0- 1	HOME	1- 0	1- 0	6- 3				
4- 9	0- 0	0- 2	AWAY	0- 1	0- 3	4- 3				
0- 2	0- 0	0- 0	NEUTRAL	0- 0	0- 0	0- 2				
2- 7	0- 0	0- 1	NON-CONFERENCE	0- 0	0- 2	2- 4				
2- 1	0- 0	0- 0	HOME	0- 0	0- 0	2- 1				
0- 4	0- 0	0- 1	AWAY	0- 0	0- 2	0- 1				
0- 2	0- 0	0- 0	NEUTRAL	0- 0	0- 0	0- 2				
10- 8	0- 0	0- 2	CONFERENCE	1- 1	1- 1	8- 4				
6- 3	0- 0	0- 1	HOME	1- 0	1- 0	4- 2				
4- 5	0- 0	0- 1	AWAY	0- 1	0- 1	4- 2				
0- 0	0- 0	0- 0	NEUTRAL	0- 0	0- 0	0- 0				

RPI 1-25				RPI 26-50				RPI 51-100				RPI 101+				Team's RPI: 235	
RPI	S	Opponent	Score	RPI	S	Opponent	Score	RPI	S	Opponent	Score	RPI	S	Opponent	Score		
				43	A	Troy	64 94	55	A	Belmont	49 61	110	A	Vanderbilt	66 88		
				48	A	UT Martin	72 86	55	H	Belmont	60 41	111	A	Southeast Mo. St.	52 79		
				48	H	UT Martin	56 73					111	H	Southeast Mo. St.	72 51		
												113	A	Auburn	53 62		
												152	H	Jacksonville	40 55		
												168	H	Austin Peay	57 63		
												182	N	Northern Ky.	63 66		
												208	A	Eastern Ill.	52 55		
												210	A	Tennessee Tech	66 50		
												210	H	Tennessee Tech	64 61		
												233	H	Murray St.	68 51		
												255	H	Lipscomb	65 63		
												281	A	Morehead St.	48 67		
												281	H	Morehead St.	55 69		
												284	N	Oakland	55 61		
												286	A	Eastern Ky.	43 33		
												286	H	Eastern Ky.	68 54		
												320	A	Alabama St.	63 68		
												333	A	Tennessee St.	63 45		
												333	H	Tennessee St.	70 48		
												337	A	SIUE	53 44		
												341	H	Florida A&M	72 67		
LAST 10 Division I																	
				210	H	Tennessee Tech	64 61	210	A	Tennessee Tech	66 50						
				333	A	Tennessee St.	63 45	48	A	UT Martin	72 86						
				48	H	UT Martin	56 73	111	A	Southeast Mo. St.	52 79						
				111	H	Southeast Mo. St.	72 51	55	H	Belmont	60 41						
				55	A	Belmont	49 61	333	H	Tennessee St.	70 48						

Non-Div I Games: Clark Atlanta 75 46 Fort Valley St. 87 65

Jacksonville St.

Loss, Non-Conf, S Site, H Home A Away N Neutral

Average RPI Win:	183	WON-LOST	WINNING	LAST 10	STRENGTH OF	OPP. STRENGTH	TEAM	ADJ.	CONF.	ADJ CONF.
Average RPI Loss:	71	RECORD	PCT. RANK	GAMES	SCHEDULE	OF SCHEDULE	RPI	RPI	RPI	RPI
DIV. I ONLY	23- 4	17	9-1	155	97	36	36	14	14	
DIV. I NON-CONF.	9- 2	37	0	85	15	31	31	13	13	
TOTALS	RPI 1-25	RPI 26-50	W-L RECORDS	RPI 51-100	RPI 101-150	RPI 150+				
23- 4	0- 1	2- 1	OVERALL	3- 1	3- 0	15- 1				
14- 1	0- 1	1- 0	HOME	2- 0	2- 0	9- 0				
8- 3	0- 0	0- 1	AWAY	1- 1	1- 0	6- 1				
1- 0	0- 0	1- 0	NEUTRAL	0- 0	0- 0	0- 0				
9- 2	0- 1	1- 0	NON-CONFERENCE	3- 1	2- 0	3- 0				
5- 1	0- 1	0- 0	HOME	2- 0	1- 0	2- 0				
3- 1	0- 0	0- 0	AWAY	1- 1	1- 0	1- 0				
1- 0	0- 0	1- 0	NEUTRAL	0- 0	0- 0	0- 0				
14- 2	0- 0	1- 1	CONFERENCE	0- 0	1- 0	12- 1				
9- 0	0- 0	1- 0	HOME	0- 0	1- 0	7- 0				
5- 2	0- 0	0- 1	AWAY	0- 0	0- 0	5- 1				
0- 0	0- 0	0- 0	NEUTRAL	0- 0	0- 0	0- 0				

RPI 1-25				RPI 26-50				RPI 51-100				RPI 101+			
RPI	S	Opponent	Score	RPI	S	Opponent	Score	RPI	S	Opponent	Score	RPI	S	Opponent	Score
3	H	Maryland	68 70	37	N	UCF	46 43	56	A	Virginia	49 55	109	H	William & Mary	84 70
				40	A	Drexel	48 70	64	H	St. John's (NY)	76 73	117	H	Robert Morris	59 32
				40	H	Drexel	69 39	75	A	Villanova	56 52	148	A	George Washington	69 50
								99	H	Liberty	76 53	151	A	Northeastern	86 64
												151	H	Northeastern	67 54
												177	H	Elon	61 48
												179	A	Delaware	60 39
												179	H	Delaware	69 64
												183	A	Towson	75 76
												183	H	Towson	81 39
												241	A	Georgetown	66 59
												261	A	Col. of Charleston	87 53
												261	H	Col. of Charleston	81 50
												271	A	UNCW	66 58
												271	H	UNCW	76 52
												273	H	Longwood	93 53
												277	H	Delaware St.	83 64
												324	A	Hofstra	89 52
												324	H	Hofstra	92 50
LAST 10 Division I															
179	H	Delaware	69 64	261	H	Col. of Charleston	81 50								
40	H	Drexel	69 39	183	H	Towson	81 39								
324	A	Hofstra	89 52	40	A	Drexel	48 70								
151	A	Northeastern	86 64	179	A	Delaware	60 39								
271	H	UNCW	76 52	151	H	Northeastern	67 54								

Non-Div I Games:

James Madison

Kansas

Through Games Of March 3, 2020

Average RPI Win:	183	WON-LOST	WINNING	LAST 10	STRENGTH OF	OPP. STRENGTH	TEAM	ADJ.	CONF.	ADJ CONF.
Average RPI Loss:	50	RECORD	PCT. RANK	GAMES	SCHEDULE	OF SCHEDULE	RPI	RPI	RPI	RPI
DIV. I ONLY	15- 13	155	3-7	82	44	119	119	3	3	
DIV. I NON-CONF.	11- 0	1	0	309	227	58	58	3	3	
TOTALS	RPI 1-25	RPI 26-50	W-L RECORDS	RPI 51-100	RPI 101-150	RPI 150+				
15- 13	0- 4	1- 3	OVERALL	3- 5	2- 1	9- 0				
11- 6	0- 2	1- 1	HOME	1- 3	2- 0	7- 0				
3- 7	0- 2	0- 2	AWAY	2- 2	0- 1	1- 0				
1- 0	0- 0	0- 0	NEUTRAL	0- 0	0- 0	1- 0				
11- 0	0- 0	0- 0	NON-CONFERENCE	1- 0	1- 0	9- 0				
8- 0	0- 0	0- 0	HOME	0- 0	1- 0	7- 0				
2- 0	0- 0	0- 0	AWAY	1- 0	0- 0	1- 0				
1- 0	0- 0	0- 0	NEUTRAL	0- 0	0- 0	1- 0				
4- 13	0- 4	1- 3	CONFERENCE	2- 5	1- 1	0- 0				
3- 6	0- 2	1- 1	HOME	1- 3	1- 0	0- 0				
1- 7	0- 2	0- 2	AWAY	1- 2	0- 1	0- 0				
0- 0	0- 0	0- 0	NEUTRAL	0- 0	0- 0	0- 0				

RPI	S	Opponent	Score	RPI	S	Opponent	Score	RPI	S	Opponent	Score	RPI	S	Opponent	Score	Team's RPI: 119
4	A	Baylor	44 97	44	A	Texas	77 85	60	A	Oklahoma St.	49 67	127	A	Texas Tech	72 89	
4	H	Baylor	47 90	44	H	Texas	82 67	60	H	Oklahoma St.	77 69	127	H	Texas Tech	67 50	
20	A	TCU	59 73	47	A	Iowa St.	67 89	66	A	West Virginia	53 60	134	H	Florida	76 66	
20	H	TCU	74 87	47	H	Iowa St.	42 61	66	H	West Virginia	49 68	155	N	Wright St.	74 63	
								71	H	Kansas St.	61 69	193	A	Fla. Atlantic	90 60	
								78	A	Oklahoma	83 80	197	H	Saint Mary's (CA)	86 81	
								78	H	Oklahoma	82 94	218	H	UMass Lowell	79 44	
								94	A	Saint Louis	68 60	252	H	Texas St.	68 48	
												269	H	Wofford	83 64	
												274	H	Indiana St.	84 72	
												316	H	Omaha	63 48	
												340	H	UIC	91 50	
LAST 10 Division I																
47	H	Iowa St.	42 61	127	A	Texas Tech	72 89									
60	H	Oklahoma St.	77 69	20	H	TCU	74 87									
78	A	Oklahoma	83 80	4	A	Baylor	44 97									
66	A	West Virginia	53 60	78	H	Oklahoma	82 94									
44	H	Texas	82 67	71	H	Kansas St.	61 69									

Non-Div I Games:

Kansas

Loss, Non-Conf, S Site, H Home A Away N Neutral

Average RPI Win:	159	WON-LOST	WINNING	LAST 10	STRENGTH OF	OPP. STRENGTH	TEAM	ADJ.	CONF.	ADJ CONF.
Average RPI Loss:	54	RECORD	PCT. RANK	GAMES	SCHEDULE	OF SCHEDULE	RPI	RPI	RPI	RPI
DIV. I ONLY	15- 13	155	6-4	30	46	71	71	3	3	
DIV. I NON-CONF.	6- 5	151	0	171	206	177	177	3	3	
TOTALS	RPI 1-25	RPI 26-50	W-L RECORDS	RPI 51-100	RPI 101-150	RPI 150+				
15- 13	0- 5	2- 3	OVERALL	4- 3	3- 1	6- 1				
8- 6	0- 2	1- 1	HOME	1- 2	1- 1	5- 0				
7- 5	0- 3	1- 2	AWAY	3- 0	2- 0	1- 0				
0- 2	0- 0	0- 0	NEUTRAL	0- 1	0- 0	0- 1				
6- 5	0- 1	0- 1	NON-CONFERENCE	0- 1	0- 1	6- 1				
5- 1	0- 0	0- 0	HOME	0- 0	0- 1	5- 0				
1- 2	0- 1	0- 1	AWAY	0- 0	0- 0	1- 0				
0- 2	0- 0	0- 0	NEUTRAL	0- 1	0- 0	0- 1				
9- 8	0- 4	2- 2	CONFERENCE	4- 2	3- 0	0- 0				
3- 5	0- 2	1- 1	HOME	1- 2	1- 0	0- 0				
6- 3	0- 2	1- 1	AWAY	3- 0	2- 0	0- 0				
0- 0	0- 0	0- 0	NEUTRAL	0- 0	0- 0	0- 0				

RPI 1-25				RPI 26-50				RPI 51-100				RPI 101+			
RPI	S	Opponent	Score	RPI	S	Opponent	Score	RPI	S	Opponent	Score	RPI	S	Opponent	Score
2	A	Oregon	51 89	33	A	Arkansas	72 81	60	A	Oklahoma St.	62 52	105	H	UT Arlington	53 57
4	A	Baylor	58 83	44	A	Texas	60 54	60	H	Oklahoma St.	63 70	119	A	Kansas	69 61
4	H	Baylor	40 54	44	H	Texas	63 71	66	A	West Virginia	56 55	127	A	Texas Tech	76 72
20	A	TCU	61 65	47	A	Iowa St.	59 73	66	H	West Virginia	63 74	127	H	Texas Tech	84 70
20	H	TCU	52 54	47	H	Iowa St.	60 51	78	A	Oklahoma	87 85	201	N	Memphis	68 72
								78	H	Oklahoma	92 74	211	A	UMKC	74 67
								92	N	Michigan St.	60 65	217	H	Oral Roberts	109 69
												258	H	Incarnate Word	85 41
												298	H	UTRGV	79 66
												316	H	Omaha	73 48
												340	H	UIC	84 40
LAST 10 Division I															
60	A	Oklahoma St.	62 52	78	A	Oklahoma	87 85								
4	A	Baylor	58 83	66	A	West Virginia	56 55								
47	H	Iowa St.	60 51	4	H	Baylor	40 54								
44	A	Texas	60 54	127	H	Texas Tech	84 70								
20	H	TCU	52 54	20	A	TCU	61 65								

Non-Div I Games:

Kansas St.

■ Loss,
 ■ Non-Conf,
 ■ S Site,
 ■ H Home
 ■ A Away
 N Neutral

Average RPI Win:	264	WON-LOST	WINNING	LAST 10	STRENGTH OF	OPP. STRENGTH	TEAM	ADJ.	CONF.	ADJ CONF.
Average RPI Loss:	128	RECORD	PCT. RANK	GAMES	SCHEDULE	OF SCHEDULE	RPI	RPI	RPI	RPI
DIV. I ONLY	11- 15	221	4-6	220	186	225	225	16	16	
DIV. I NON-CONF.	5- 5	164	0	254	285	186	186	14	14	
TOTALS	RPI 1-25	RPI 26-50	W-L RECORDS	RPI 51-100	RPI 101-150	RPI 150+				
11- 15	0- 0	0- 2	OVERALL	0- 4	1- 5	10- 4				
5- 6	0- 0	0- 1	HOME	0- 2	1- 1	4- 2				
5- 9	0- 0	0- 1	AWAY	0- 2	0- 4	5- 2				
1- 0	0- 0	0- 0	NEUTRAL	0- 0	0- 0	1- 0				
5- 5	0- 0	0- 0	NON-CONFERENCE	0- 2	0- 2	5- 1				
2- 1	0- 0	0- 0	HOME	0- 1	0- 0	2- 0				
2- 4	0- 0	0- 0	AWAY	0- 1	0- 2	2- 1				
1- 0	0- 0	0- 0	NEUTRAL	0- 0	0- 0	1- 0				
6- 10	0- 0	0- 2	CONFERENCE	0- 2	1- 3	5- 3				
3- 5	0- 0	0- 1	HOME	0- 1	1- 1	2- 2				
3- 5	0- 0	0- 1	AWAY	0- 1	0- 2	3- 1				
0- 0	0- 0	0- 0	NEUTRAL	0- 0	0- 0	0- 0				

RPI S	Opponent	Score	RPI S	Opponent	Score	RPI S	Opponent	Score	RPI S	Opponent	Score
35	A FGCU	63 80	35	H FGCU	64 89	70	A Georgia	65 80	118	A Campbell	51 63
						72	H Georgia Tech	47 63	122	A Duquesne	72 75
						99	A Liberty	66 76	140	A North Florida	33 57
						99	H Liberty	70 76	140	H North Florida	55 64
									142	A North Ala.	54 71
									142	H North Ala.	59 56
									152	A Jacksonville	81 88
									152	H Jacksonville	83 93
									169	H Samford	60 55
									226	A Stetson	70 67
									226	H Stetson	61 67
									255	A Lipscomb	74 66
									255	H Lipscomb	88 60
									271	A UNCW	58 56
									293	N UMBC	59 44
									300	A Ga. Southern	95 69
									318	A Navy	62 82
									329	H Mercer	92 64
									330	A NJIT	77 64
									330	H NJIT	85 62
LAST 10 Division I											
99	H Liberty	70 76	226	A Stetson	70 67						
330	H NJIT	85 62	255	H Lipscomb	88 60						
142	A North Ala.	54 71	99	A Liberty	66 76						
152	A Jacksonville	81 88	140	A North Florida	33 57						
35	H FGCU	64 89	142	H North Ala.	59 56						

Non-Div I Games: Middle Ga. St. 88 49 Shorter 94 55

Kennesaw St.

Loss, Non-Conf, S Site, H Home A Away N Neutral

Average RPI Win:	203	WON-LOST	WINNING	LAST 10	STRENGTH OF	OPP. STRENGTH	TEAM	ADJ.	CONF.	ADJ CONF.
Average RPI Loss:	80	RECORD	PCT. RANK	GAMES	SCHEDULE	OF SCHEDULE	RPI	RPI	RPI	RPI
DIV. I ONLY	16- 10	108	7-3	132	102	102	102	102	10	10
DIV. I NON-CONF.	6- 4	123	0	139	104	111	111	111	10	10
TOTALS	RPI 1-25	RPI 26-50	W-L RECORDS	RPI 51-100	RPI 101-150	RPI 150+				
16- 10	0- 2	0- 3	OVERALL	1- 2	3- 1	12- 2				
8- 3	0- 1	0- 0	HOME	1- 0	2- 1	5- 1				
6- 5	0- 1	0- 1	AWAY	0- 2	1- 0	5- 1				
2- 2	0- 0	0- 2	NEUTRAL	0- 0	0- 0	2- 0				
6- 4	0- 1	0- 3	NON-CONFERENCE	0- 0	2- 0	4- 0				
2- 1	0- 1	0- 0	HOME	0- 0	1- 0	1- 0				
2- 1	0- 0	0- 1	AWAY	0- 0	1- 0	1- 0				
2- 2	0- 0	0- 2	NEUTRAL	0- 0	0- 0	2- 0				
10- 6	0- 1	0- 0	CONFERENCE	1- 2	1- 1	8- 2				
6- 2	0- 0	0- 0	HOME	1- 0	1- 1	4- 1				
4- 4	0- 1	0- 0	AWAY	0- 2	0- 0	4- 1				
0- 0	0- 0	0- 0	NEUTRAL	0- 0	0- 0	0- 0				

RPI 1-25				RPI 26-50				RPI 51-100				RPI 101+ Team's RPI: 102			
RPI	S	Opponent	Score	RPI	S	Opponent	Score	RPI	S	Opponent	Score	RPI	S	Opponent	Score
16	A	Central Mich.	58 71	38	N	Michigan	53 88	59	A	Ball St.	62 66	117	H	Robert Morris	82 81
22	H	Ohio St.	65 75	43	N	Troy	64 71	59	H	Ball St.	69 68	122	A	Duquesne	77 75
				46	A	Purdue	64 77	87	A	Ohio	57 63	129	H	Buffalo	44 57
												145	H	Western Mich.	75 63
												153	A	Akron	60 55
												153	H	Akron	68 50
												175	H	Eastern Mich.	69 74
												180	A	Toledo	60 69
												180	H	Toledo	87 68
												188	A	Northern Ill.	79 71
												212	A	Miami (OH)	78 75
												212	H	Miami (OH)	80 75
												256	A	Bowling Green	96 86
												256	H	Bowling Green	61 47
												257	A	Youngstown St.	82 73
												294	H	St. Bonaventure	81 58
												300	N	Ga. Southern	62 48
												339	N	Purdue Fort Wayne	75 67
LAST 10 Division I															
256	A	Bowling Green	96 86	153	A	Akron	60 55								
153	H	Akron	68 50	87	A	Ohio	57 63								
212	H	Miami (OH)	80 75	256	H	Bowling Green	61 47								
16	A	Central Mich.	58 71	180	A	Toledo	60 69								
180	H	Toledo	87 68	59	H	Ball St.	69 68								

Non-Div I Games: Hiram 92 36

Kent St.

■ Loss,
 ■ Non-Conf,
 ■ S Site,
 ■ Home
 ■ A Away
 N Neutral

Kentucky

Through Games Of March 3, 2020

Average RPI Win:	136	WON-LOST	WINNING	LAST 10	STRENGTH OF	OPP. STRENGTH	TEAM	ADJ.	CONF.	ADJ CONF.
Average RPI Loss:	45	RECORD	PCT. RANK	GAMES	SCHEDULE	OF SCHEDULE	RPI	RPI	RPI	RPI
DIV. I ONLY	21- 7	40	6-4	38	34	25	25	4	4	
DIV. I NON-CONF.	11- 1	13	0	141	86	38	38	5	5	
TOTALS	RPI 1-25	RPI 26-50	W-L RECORDS	RPI 51-100	RPI 101-150	RPI 150+				
21- 7	2- 3	1- 2	OVERALL	6- 0	4- 2	8- 0				
14- 3	2- 2	0- 0	HOME	4- 0	2- 1	6- 0				
7- 4	0- 1	1- 2	AWAY	2- 0	2- 1	2- 0				
0- 0	0- 0	0- 0	NEUTRAL	0- 0	0- 0	0- 0				
11- 1	0- 1	1- 0	NON-CONFERENCE	2- 0	2- 0	6- 0				
8- 1	0- 1	0- 0	HOME	1- 0	1- 0	6- 0				
3- 0	0- 0	1- 0	AWAY	1- 0	1- 0	0- 0				
0- 0	0- 0	0- 0	NEUTRAL	0- 0	0- 0	0- 0				
10- 6	2- 2	0- 2	CONFERENCE	4- 0	2- 2	2- 0				
6- 2	2- 1	0- 0	HOME	3- 0	1- 1	0- 0				
4- 4	0- 1	0- 2	AWAY	1- 0	1- 1	2- 0				
0- 0	0- 0	0- 0	NEUTRAL	0- 0	0- 0	0- 0				

RPI	S	Opponent	Score	RPI	S	Opponent	Score	RPI	S	Opponent	Score	RPI	S	Opponent	Score
1	A	South Carolina	72 99	33	A	Arkansas	85 103	53	H	Charlotte	86 39	110	A	Vanderbilt	64 70
1	H	South Carolina	58 67	34	A	LSU	59 65	56	A	Virginia	50 47	113	H	Auburn	68 61
5	H	Louisville	66 67	50	A	Middle Tenn.	67 52	57	A	Alabama	81 71	131	A	California	63 61
14	H	Mississippi St.	73 62					57	H	Alabama	66 62	134	A	Florida	65 45
17	H	Texas A&M	76 54					58	H	Tennessee	80 76	134	H	Florida	62 70
								70	H	Georgia	88 77	141	H	Mt. St. Mary's	67 44
												167	A	Missouri	62 47
												168	H	Austin Peay	81 52
												169	H	Samford	79 49
												226	H	Stetson	67 48
												259	H	Winthrop	91 36
												281	H	Morehead St.	79 54
												285	A	Ole Miss	94 52
												347	H	Grambling	81 35
LAST 10 Division I															
110	A	Vanderbilt	64 70	33	A	Arkansas	85 103	57	H	Alabama	66 62	134	H	Florida	62 70
70	H	Georgia	88 77	57	H	Alabama	66 62	167	A	Missouri	62 47	113	H	Auburn	68 61
1	H	South Carolina	58 67	134	H	Florida	62 70								
285	A	Ole Miss	94 52	167	A	Missouri	62 47								
14	H	Mississippi St.	73 62	113	H	Auburn	68 61								

Non-Div I Games:

Kentucky

■ Loss,
 ■ Non-Conf, S Site,
 ■ Home
 ■ Away
 N Neutral

LIU Brooklyn

Through Games Of March 3, 2020

Average RPI Win:	290	WON-LOST	WINNING	LAST 10	STRENGTH OF	OPP. STRENGTH	TEAM	ADJ.	CONF.	ADJ CONF.
Average RPI Loss:	241	RECORD	PCT. RANK	GAMES	SCHEDULE	OF SCHEDULE	RPI	RPI	RPI	RPI
DIV. I ONLY	8- 20	294	5-5	334	347	335	335	30	30	
DIV. I NON-CONF.	1- 10	329	0	276	348	342	342	30	30	
TOTALS	RPI 1-25	RPI 26-50	W-L RECORDS	RPI 51-100	RPI 101-150	RPI 150+				
8- 20	0- 0	0- 0	OVERALL	0- 1	0- 3	8- 16				
6- 10	0- 0	0- 0	HOME	0- 1	0- 2	6- 7				
2- 10	0- 0	0- 0	AWAY	0- 0	0- 1	2- 9				
0- 0	0- 0	0- 0	NEUTRAL	0- 0	0- 0	0- 0				
1- 10	0- 0	0- 0	NON-CONFERENCE	0- 1	0- 0	1- 9				
1- 6	0- 0	0- 0	HOME	0- 1	0- 0	1- 5				
0- 4	0- 0	0- 0	AWAY	0- 0	0- 0	0- 4				
0- 0	0- 0	0- 0	NEUTRAL	0- 0	0- 0	0- 0				
7- 10	0- 0	0- 0	CONFERENCE	0- 0	0- 3	7- 7				
5- 4	0- 0	0- 0	HOME	0- 0	0- 2	5- 2				
2- 6	0- 0	0- 0	AWAY	0- 0	0- 1	2- 5				
0- 0	0- 0	0- 0	NEUTRAL	0- 0	0- 0	0- 0				

RPI S	Opponent	Score	RPI S	Opponent	Score	RPI S	Opponent	Score	RPI S	Opponent	Score	Team's RPI: 335
						81	H Stony Brook	49 80	117	H Robert Morris	59 70	
									141	A Mt. St. Mary's	57 75	
									141	H Mt. St. Mary's	57 77	
									158	A Lafayette	60 65	
									181	A Merrimack	68 60	
									181	H Merrimack	63 66	
									199	H Cleveland St.	49 79	
									215	A Rhode Island	56 79	
									218	A UMass Lowell	56 65	
									232	H Fairfield	51 53	
									275	A Saint Francis (PA)	71 64	
									275	H Saint Francis (PA)	71 53	
									279	A Army West Point	60 67	
									299	A Wagner	61 63	
									299	H Wagner	66 52	
									302	H Sacred Heart	66 63	
									305	H N.C. Central	59 61	
									306	H Vermont	62 73	
									315	A St. Francis Brooklyn	63 88	
									315	H St. Francis Brooklyn	54 71	
									317	A Fairleigh Dickinson	50 64	
									317	H Fairleigh Dickinson	68 63	
									323	H Saint Peter's	74 89	
									324	H Hofstra	85 46	
									326	A Bryant	53 57	
									346	A Central Conn. St.	57 71	
LAST 10 Division I												
			346	A Central Conn. St.	57 71		315	H St. Francis Brooklyn	54 71			
			299	H Wagner	66 52		141	H Mt. St. Mary's	57 77			
			275	A Saint Francis (PA)	71 64		181	H Merrimack	63 66			
			317	A Fairleigh Dickinson	50 64		181	A Merrimack	68 60			
			302	H Sacred Heart	66 63		275	H Saint Francis (PA)	71 53			

Non-Div I Games:

LIU Brooklyn

■ Loss,
 ■ Non-Conf,
 ■ S Site,
 ■ H Home
 ■ A Away
 N Neutral

RPI	S	Opponent	Score
346	H	Central Conn. St.	63 61

LIU Brooklyn

L
I
U
B
r
o
o
k
l
y
n

L
I
U
B
r
o
o
k
l
y
n

Average RPI Win: 220	WON-LOST	WINNING	LAST 10	STRENGTH OF	OPP. STRENGTH	TEAM	ADJ.	CONF.	ADJ CONF.
Average RPI Loss: 146	RECORD	PCT. RANK	GAMES	SCHEDULE	OF SCHEDULE	RPI	RPI	RPI	RPI
DIV. I ONLY	6- 24	318	0-10	146	131	287	287	11	11
DIV. I NON-CONF.	3- 9	279	0	220	244	285	285	11	11
TOTALS	RPI 1-25	RPI 26-50	W-L RECORDS	RPI 51-100	RPI 101-150	RPI 150+			
6- 24	0- 3	0- 0	OVERALL	0- 4	0- 6	6- 11			
3- 11	0- 1	0- 0	HOME	0- 2	0- 3	3- 5			
3- 11	0- 2	0- 0	AWAY	0- 1	0- 3	3- 5			
0- 2	0- 0	0- 0	NEUTRAL	0- 1	0- 0	0- 1			
3- 9	0- 1	0- 0	NON-CONFERENCE	0- 2	0- 0	3- 6			
1- 4	0- 0	0- 0	HOME	0- 1	0- 0	1- 3			
2- 3	0- 1	0- 0	AWAY	0- 0	0- 0	2- 2			
0- 2	0- 0	0- 0	NEUTRAL	0- 1	0- 0	0- 1			
3- 15	0- 2	0- 0	CONFERENCE	0- 2	0- 6	3- 5			
2- 7	0- 1	0- 0	HOME	0- 1	0- 3	2- 2			
1- 8	0- 1	0- 0	AWAY	0- 1	0- 3	1- 3			
0- 0	0- 0	0- 0	NEUTRAL	0- 0	0- 0	0- 0			

RPI 1-25				RPI 26-50				RPI 51-100				RPI 101+ Team's RPI: 287			
RPI	S	Opponent	Score	RPI	S	Opponent	Score	RPI	S	Opponent	Score	RPI	S	Opponent	Score
10	A	Gonzaga	52 78					52	H	Yale	65 81	112	A	San Diego	50 54
10	H	Gonzaga	47 75					59	N	Ball St.	72 77	112	H	San Diego	59 67
13	A	UCLA	52 74					83	A	BYU	42 57	135	A	Pacific	67 76
								83	H	BYU	44 59	135	H	Pacific	70 87
												138	A	Portland	49 74
												138	H	Portland	78 89
												184	N	Providence	45 48
												194	A	Pepperdine	84 77
												194	H	Pepperdine	66 77
												195	A	Santa Clara	60 76
												195	H	Santa Clara	75 59
												197	A	Saint Mary's (CA)	70 86
												197	H	Saint Mary's (CA)	61 70
												204	A	San Francisco	68 70
												204	H	San Francisco	76 69
												207	H	Hawaii	65 51
												216	H	Cal St. Fullerton	74 79
												227	A	New Mexico	73 72
												241	H	Georgetown	53 64
												245	A	Tulsa	56 75
												276	A	UC Irvine	65 80
												283	H	CSUN	54 56
												292	A	Long Beach St.	70 57
LAST 10 Division I															
				83	A	BYU	42 57					204	A	San Francisco	68 70
				112	A	San Diego	50 54					195	A	Santa Clara	60 76
				138	H	Portland	78 89					135	H	Pacific	70 87
				10	H	Gonzaga	47 75					197	H	Saint Mary's (CA)	61 70
				194	H	Pepperdine	66 77					10	A	Gonzaga	52 78

Non-Div I Games: Cal St. San B'dino 94 46

LMU (CA)

■ Loss,
 ■ Non-Conf, S Site,
 ■ Home
 ■ Away
 N Neutral

Average RPI Win:	138	WON-LOST	WINNING	LAST 10	STRENGTH OF	OPP. STRENGTH	TEAM	ADJ.	CONF.	ADJ CONF.
Average RPI Loss:	64	RECORD	PCT. RANK	GAMES	SCHEDULE	OF SCHEDULE	RPI	RPI	RPI	RPI
DIV. I ONLY	19- 9	71	5-5	45	48	34	34	4	4	
DIV. I NON-CONF.	10- 2	29	0	128	124	44	44	5	5	
TOTALS	RPI 1-25	RPI 26-50	W-L RECORDS	RPI 51-100	RPI 101-150	RPI 150+				
19- 9	3- 2	2- 2	OVERALL	3- 3	2- 1	9- 1				
12- 2	2- 0	1- 1	HOME	2- 1	1- 0	6- 0				
5- 7	1- 2	1- 1	AWAY	0- 2	1- 1	2- 1				
2- 0	0- 0	0- 0	NEUTRAL	1- 0	0- 0	1- 0				
10- 2	0- 0	2- 1	NON-CONFERENCE	1- 1	0- 0	7- 0				
5- 1	0- 0	1- 1	HOME	0- 0	0- 0	4- 0				
3- 1	0- 0	1- 0	AWAY	0- 1	0- 0	2- 0				
2- 0	0- 0	0- 0	NEUTRAL	1- 0	0- 0	1- 0				
9- 7	3- 2	0- 1	CONFERENCE	2- 2	2- 1	2- 1				
7- 1	2- 0	0- 0	HOME	2- 1	1- 0	2- 0				
2- 6	1- 2	0- 1	AWAY	0- 1	1- 1	0- 1				
0- 0	0- 0	0- 0	NEUTRAL	0- 0	0- 0	0- 0				

RPI 1-25				RPI 26-50				Team's RPI: 34	RPI 51-100				RPI 101+			
RPI	S	Opponent	Score	RPI	S	Opponent	Score		RPI	S	Opponent	Score	RPI	S	Opponent	Score
1	A	South Carolina	48 63	33	A	Arkansas	71 75		57	H	Alabama	71 60	110	H	Vanderbilt	61 55
14	A	Mississippi St.	60 64	35	A	FGCU	74 63		58	A	Tennessee	58 63	113	A	Auburn	60 65
17	A	Texas A&M	57 54	39	H	Florida St.	62 70		58	H	Tennessee	75 65	134	A	Florida	77 68
17	H	Texas A&M	59 58	42	H	Rutgers	64 58		70	H	Georgia	56 73	166	A	Tulane	59 54
25	H	Kentucky	65 59						78	A	Oklahoma	68 90	167	A	Missouri	65 69
									92	N	Michigan St.	58 56	167	H	Missouri	66 58
													172	H	New Orleans	83 49
													201	N	Memphis	89 58
													202	A	Little Rock	65 50
													237	H	Southeastern La.	62 52
													260	H	Nicholls St.	63 32
													285	H	Ole Miss	52 44
													341	H	Florida A&M	73 45
LAST 10 Division I																
				33	A	Arkansas	71 75		58	H	Tennessee	75 65				
				110	H	Vanderbilt	61 55		167	H	Missouri	66 58				
				70	H	Georgia	56 73		17	H	Texas A&M	59 58				
				1	A	South Carolina	48 63		134	A	Florida	77 68				
				113	A	Auburn	60 65		58	A	Tennessee	58 63				

Non-Div I Games:

LSU

■ Loss,
 ■ Non-Conf,
 ■ S Site,
 ■ H Home
 ■ A Away
 N Neutral

Average RPI Win:	231	WON-LOST	WINNING	LAST 10	STRENGTH OF	OPP. STRENGTH	TEAM	ADJ.	CONF.	ADJ CONF.
Average RPI Loss:	113	RECORD	PCT. RANK	GAMES	SCHEDULE	OF SCHEDULE	RPI	RPI	RPI	RPI
DIV. I ONLY	13- 17	215	5-5	157	139	196	196	12	12	
DIV. I NON-CONF.	6- 7	182	0	137	239	175	175	12	12	
TOTALS	RPI 1-25	RPI 26-50	W-L RECORDS	RPI 51-100	RPI 101-150	RPI 150+				
13- 17	0- 0	0- 2	OVERALL	0- 6	2- 8	11- 1				
5- 9	0- 0	0- 1	HOME	0- 4	1- 4	4- 0				
7- 8	0- 0	0- 1	AWAY	0- 2	1- 4	6- 1				
1- 0	0- 0	0- 0	NEUTRAL	0- 0	0- 0	1- 0				
6- 7	0- 0	0- 1	NON-CONFERENCE	0- 3	1- 2	5- 1				
2- 4	0- 0	0- 0	HOME	0- 2	1- 2	1- 0				
3- 3	0- 0	0- 1	AWAY	0- 1	0- 0	3- 1				
1- 0	0- 0	0- 0	NEUTRAL	0- 0	0- 0	1- 0				
7- 10	0- 0	0- 1	CONFERENCE	0- 3	1- 6	6- 0				
3- 5	0- 0	0- 1	HOME	0- 2	0- 2	3- 0				
4- 5	0- 0	0- 0	AWAY	0- 1	1- 4	3- 0				
0- 0	0- 0	0- 0	NEUTRAL	0- 0	0- 0	0- 0				

RPI S	Opponent	Score	RPI S	Opponent	Score	RPI S	Opponent	Score	RPI S	Opponent	Score	Team's RPI: 196
40	A Drexel	31 69	67	H Penn	49 65	116	H Temple	69 72				
49	H Dayton	58 98	75	H Villanova	69 77	117	H Robert Morris	68 71				
			89	A Fordham	45 62	121	A Richmond	61 63				
			91	A Rider	43 70	121	H Richmond	61 67				
			94	H Saint Louis	61 77	122	A Duquesne	56 82				
			97	H VCU	61 67	126	H Harvard	75 69				
						132	A Davidson	63 67				
						132	H Davidson	61 70				
						143	A Massachusetts	62 76				
						148	A George Washington	61 54				
						156	A Norfolk St.	55 52				
						214	A Penn St.	69 67				
						215	A Rhode Island	54 42				
						230	A Saint Joseph's	59 53				
						230	H Saint Joseph's	67 59				
						248	A George Mason	64 59				
						248	H George Mason	77 65				
						265	A Howard	78 62				
						293	N UMBC	74 58				
						294	H St. Bonaventure	67 61				
						318	A Navy	46 61				
						334	H Coppin St.	79 46				
LAST 10 Division I												
132	A Davidson	63 67	230	A Saint Joseph's	59 53							
248	A George Mason	64 59	148	A George Washington	61 54							
132	H Davidson	61 70	121	H Richmond	61 67							
215	A Rhode Island	54 42	89	A Fordham	45 62							
97	H VCU	61 67	248	H George Mason	77 65							

Non-Div I Games:

La Salle

■ Loss,
■ Non-Conf,
■ S Site,
■ H Home
■ A Away
N Neutral

Average RPI Win:	313	WON-LOST	WINNING	LAST 10	STRENGTH OF	OPP. STRENGTH	TEAM	ADJ.	CONF.	ADJ CONF.
Average RPI Loss:	220	RECORD	PCT. RANK	GAMES	SCHEDULE	OF SCHEDULE	RPI	RPI	RPI	RPI
DIV. I ONLY	3- 24	334	0-10	342	289	348	348	21	21	
DIV. I NON-CONF.	2- 9	304	0	348	343	351	351	20	20	
TOTALS	RPI 1-25	RPI 26-50	W-L RECORDS	RPI 51-100	RPI 101-150	RPI 150+				
3- 24	0- 0	0- 2	OVERALL	0- 1	0- 2	3- 19				
2- 10	0- 0	0- 1	HOME	0- 0	0- 0	2- 9				
1- 14	0- 0	0- 1	AWAY	0- 1	0- 2	1- 10				
0- 0	0- 0	0- 0	NEUTRAL	0- 0	0- 0	0- 0				
2- 9	0- 0	0- 0	NON-CONFERENCE	0- 0	0- 1	2- 8				
2- 3	0- 0	0- 0	HOME	0- 0	0- 0	2- 3				
0- 6	0- 0	0- 0	AWAY	0- 0	0- 1	0- 5				
0- 0	0- 0	0- 0	NEUTRAL	0- 0	0- 0	0- 0				
1- 15	0- 0	0- 2	CONFERENCE	0- 1	0- 1	1- 11				
0- 7	0- 0	0- 1	HOME	0- 0	0- 0	0- 6				
1- 8	0- 0	0- 1	AWAY	0- 1	0- 1	1- 5				
0- 0	0- 0	0- 0	NEUTRAL	0- 0	0- 0	0- 0				

RPI S	Opponent	Score	RPI S	Opponent	Score	RPI S	Opponent	Score	RPI S	Opponent	Score	Team's RPI: 348
43	A Troy	65 77	43	H Troy	65 72	82	A Coastal Caro.	69 88	105	A UT Arlington	34 72	
									127	A Texas Tech	38 83	
									186	A Louisiana	55 68	
									186	H Louisiana	49 62	
									202	H Little Rock	50 70	
									203	H Southern Miss.	42 57	
									210	A Tennessee Tech	68 75	
									237	H Southeastern La.	52 65	
									238	A South Alabama	63 72	
									238	H South Alabama	39 73	
									246	A Appalachian St.	49 68	
									247	A North Texas	51 63	
									252	A Texas St.	58 55	
									254	H Arkansas St.	53 54	
									260	A Nicholls St.	59 74	
									285	A Ole Miss	42 66	
									300	A Ga. Southern	47 64	
									300	H Ga. Southern	66 72	
									313	A Georgia St.	52 68	
									313	H Georgia St.	43 52	
									321	H Houston Baptist	65 72	
									336	H Northwestern St.	63 54	
									345	A McNeese	69 72	
									351	H Mississippi Val.	74 66	
LAST 10 Division I												
246	A Appalachian St.	49 68	238	H South Alabama	39 73							
82	A Coastal Caro.	69 88	43	A Troy	65 77							
186	H Louisiana	49 62	254	H Arkansas St.	53 54							
313	H Georgia St.	43 52	186	A Louisiana	55 68							
300	H Ga. Southern	66 72	202	H Little Rock	50 70							

Non-Div I Games:

La.-Monroe

■ Loss,
 ■ Non-Conf, S Site,
 ■ Home
 ■ Away
 N Neutral

Lafayette

Through Games Of March 3, 2020

Average RPI Win:	243	WON-LOST	WINNING	LAST 10	STRENGTH OF	OPP. STRENGTH	TEAM	ADJ.	CONF.	ADJ CONF.
Average RPI Loss:	140	RECORD	PCT. RANK	GAMES	SCHEDULE	OF SCHEDULE	RPI	RPI	RPI	RPI
DIV. I ONLY	15- 12	142	7-3	209	225	158	158	15	15	
DIV. I NON-CONF.	4- 6	212	0	227	339	262	262	15	15	
TOTALS	RPI 1-25	RPI 26-50	W-L RECORDS	RPI 51-100	RPI 101-150	RPI 150+				
15- 12	0- 0	0- 0	OVERALL	0- 3	3- 6	12- 3				
10- 3	0- 0	0- 0	HOME	0- 0	3- 2	7- 1				
5- 9	0- 0	0- 0	AWAY	0- 3	0- 4	5- 2				
0- 0	0- 0	0- 0	NEUTRAL	0- 0	0- 0	0- 0				
4- 6	0- 0	0- 0	NON-CONFERENCE	0- 2	0- 1	4- 3				
3- 2	0- 0	0- 0	HOME	0- 0	0- 1	3- 1				
1- 4	0- 0	0- 0	AWAY	0- 2	0- 0	1- 2				
0- 0	0- 0	0- 0	NEUTRAL	0- 0	0- 0	0- 0				
11- 6	0- 0	0- 0	CONFERENCE	0- 1	3- 5	8- 0				
7- 1	0- 0	0- 0	HOME	0- 0	3- 1	4- 0				
4- 5	0- 0	0- 0	AWAY	0- 1	0- 4	4- 0				
0- 0	0- 0	0- 0	NEUTRAL	0- 0	0- 0	0- 0				

RPI S	Opponent	Score	RPI S	Opponent	Score	RPI S	Opponent	Score	RPI S	Opponent	Score	Team's RPI: 158
						51	A Bucknell	36 50	101	A Colgate	52 73	
						64	A St. John's (NY)	44 76	101	H Colgate	55 39	
						73	A Seton Hall	50 74	122	H Duquesne	65 73	
									123	A Holy Cross	56 57	
									123	H Holy Cross	49 57	
									130	A Boston U.	40 47	
									130	H Boston U.	59 57	
									137	A Lehigh	66 73	
									137	H Lehigh	61 53	
									164	A Binghamton	64 74	
									185	H Manhattan	60 53	
									198	A American	67 52	
									198	H American	55 48	
									266	A Loyola Maryland	76 65	
									266	H Loyola Maryland	55 52	
									279	A Army West Point	57 52	
									279	H Army West Point	67 58	
									293	H UMBC	58 65	
									297	A Monmouth	44 52	
									317	H Fairleigh Dickinson	61 29	
									318	A Navy	62 59	
									318	H Navy	79 52	
									319	A Albany (NY)	54 47	
									335	H LIU Brooklyn	65 60	
LAST 10 Division I												
			318	A Navy	62 59		279	H Army West Point	67 58			
			198	H American	55 48		137	A Lehigh	66 73			
			266	A Loyola Maryland	76 65		198	A American	67 52			
			130	A Boston U.	40 47		101	H Colgate	55 39			
			123	H Holy Cross	49 57		137	H Lehigh	61 53			

Non-Div I Games:

Lafayette

Loss, Non-Conf, S Site, H Home A Away N Neutral

Average RPI Win:	263	WON-LOST	WINNING	LAST 10	STRENGTH OF	OPP. STRENGTH	TEAM	ADJ.	CONF.	ADJ CONF.
Average RPI Loss:	153	RECORD	PCT. RANK	GAMES	SCHEDULE	OF SCHEDULE	RPI	RPI	RPI	RPI
DIV. I ONLY	7- 19	304	1-9	119	273	263	263	23	23	
DIV. I NON-CONF.	2- 5	259	0	23	127	146	146	24	24	
TOTALS	RPI 1-25	RPI 26-50	W-L RECORDS	RPI 51-100	RPI 101-150	RPI 150+				
7- 19	0- 2	0- 0	OVERALL	0- 7	1- 2	6- 8				
3- 8	0- 0	0- 0	HOME	0- 3	0- 1	3- 4				
3- 11	0- 2	0- 0	AWAY	0- 4	0- 1	3- 4				
1- 0	0- 0	0- 0	NEUTRAL	0- 0	1- 0	0- 0				
2- 5	0- 2	0- 0	NON-CONFERENCE	0- 1	1- 0	1- 2				
1- 1	0- 0	0- 0	HOME	0- 0	0- 0	1- 1				
0- 4	0- 2	0- 0	AWAY	0- 1	0- 0	0- 1				
1- 0	0- 0	0- 0	NEUTRAL	0- 0	1- 0	0- 0				
5- 14	0- 0	0- 0	CONFERENCE	0- 6	0- 2	5- 6				
2- 7	0- 0	0- 0	HOME	0- 3	0- 1	2- 3				
3- 7	0- 0	0- 0	AWAY	0- 3	0- 1	3- 3				
0- 0	0- 0	0- 0	NEUTRAL	0- 0	0- 0	0- 0				

RPI 1-25				RPI 26-50				RPI 51-100				RPI 101+ Team's RPI: 263			
RPI	S	Opponent	Score	RPI	S	Opponent	Score	RPI	S	Opponent	Score	RPI	S	Opponent	Score
4	A	Baylor	28 90					60	A	Oklahoma St.	53 74	115	N	Idaho	47 44
21	A	NC State	40 81					80	A	A&M-Corpus Christi	39 49	150	A	Sam Houston St.	47 68
								80	H	A&M-Corpus Christi	56 64	150	H	Sam Houston St.	68 75
								90	A	Abilene Christian	72 78	172	H	New Orleans	57 62
								90	H	Abilene Christian	49 75	186	H	Louisiana	63 74
								95	A	SFA	50 70	229	H	Denver	71 59
								95	H	SFA	53 54	236	A	Central Ark.	29 53
												237	A	Southeastern La.	65 57
												258	A	Incarnate Word	67 68
												258	H	Incarnate Word	48 67
												260	A	Nicholls St.	84 78
												260	H	Nicholls St.	60 62
												310	A	Cal Poly	56 57
												321	A	Houston Baptist	59 72
												321	H	Houston Baptist	60 53
												336	H	Northwestern St.	61 58
												345	A	McNeese	87 69
LAST 10 Division I															
95	A	SFA	50 70	260	H	Nicholls St.	60 62								
258	A	Incarnate Word	67 68	90	H	Abilene Christian	49 75								
80	H	A&M-Corpus Christi	56 64	236	A	Central Ark.	29 53								
150	H	Sam Houston St.	68 75	345	A	McNeese	87 69								
321	A	Houston Baptist	59 72	95	H	SFA	53 54								

Non-Div I Games: Howard Payne 96 36 LeTourneau 90 38

Lamar University

Loss, Non-Conf, S Site, H Home A Away N Neutral

Average RPI Win: 231	WON-LOST	WINNING	LAST 10	STRENGTH OF	OPP. STRENGTH	TEAM	ADJ.	CONF.	ADJ CONF.
Average RPI Loss: 106	RECORD	PCT. RANK	GAMES	SCHEDULE	OF SCHEDULE	RPI	RPI	RPI	RPI
DIV. I ONLY	16- 11	120	4-6	178	179	137	137	15	15
DIV. I NON-CONF.	7- 3	80	0	148	241	77	77	15	15
TOTALS	RPI 1-25	RPI 26-50	W-L RECORDS	RPI 51-100	RPI 101-150	RPI 150+			
16- 11	0- 0	0- 0	OVERALL	1- 5	3- 4	12- 2			
8- 4	0- 0	0- 0	HOME	1- 1	2- 2	5- 1			
8- 5	0- 0	0- 0	AWAY	0- 2	1- 2	7- 1			
0- 2	0- 0	0- 0	NEUTRAL	0- 2	0- 0	0- 0			
7- 3	0- 0	0- 0	NON-CONFERENCE	1- 3	2- 0	4- 0			
3- 0	0- 0	0- 0	HOME	1- 0	1- 0	1- 0			
4- 1	0- 0	0- 0	AWAY	0- 1	1- 0	3- 0			
0- 2	0- 0	0- 0	NEUTRAL	0- 2	0- 0	0- 0			
9- 8	0- 0	0- 0	CONFERENCE	0- 2	1- 4	8- 2			
5- 4	0- 0	0- 0	HOME	0- 1	1- 2	4- 1			
4- 4	0- 0	0- 0	AWAY	0- 1	0- 2	4- 1			
0- 0	0- 0	0- 0	NEUTRAL	0- 0	0- 0	0- 0			

RPI 1-25			RPI 26-50			RPI 51-100			RPI 101+			Team's RPI: 137			
RPI	S	Opponent	Score	RPI	S	Opponent	Score	RPI	S	Opponent	Score	RPI	S	Opponent	Score
								51	A	Bucknell	56 67	101	H	Colgate	73 82
								51	H	Bucknell	50 71	123	A	Holy Cross	62 65
								59	N	Ball St.	52 54	123	H	Holy Cross	57 74
								73	H	Seton Hall	75 68	130	A	Boston U.	47 48
								86	A	Minnesota	49 77	130	H	Boston U.	51 34
								89	N	Fordham	57 59	141	A	Mt. St. Mary's	66 65
												148	H	George Washington	59 53
												158	A	Lafayette	53 61
												158	H	Lafayette	73 66
												181	A	Merrimack	72 68
												198	A	American	64 63
												198	H	American	56 64
												266	A	Loyola Maryland	55 53
												266	H	Loyola Maryland	82 64
												277	A	Delaware St.	68 38
												279	A	Army West Point	94 65
												279	H	Army West Point	89 72
												318	A	Navy	60 53
												318	H	Navy	70 40
												323	A	Saint Peter's	80 71
												346	H	Central Conn. St.	70 51
LAST 10 Division I															
				266	H	Loyola Maryland	82 64		123	A	Holy Cross	62 65			
				130	A	Boston U.	47 48		158	H	Lafayette	73 66			
				51	A	Bucknell	56 67		279	A	Army West Point	94 65			
				101	H	Colgate	73 82		198	H	American	56 64			
				279	H	Army West Point	89 72		158	A	Lafayette	53 61			

Non-Div I Games: Bloomsburg 91 43

Lehigh

■ Loss,
 ■ Non-Conf,
 ■ S Site,
 ■ H Home
 ■ A Away
 N Neutral

Liberty

Through Games Of March 3, 2020

Average RPI Win: 211	WON-LOST	WINNING	LAST 10	STRENGTH OF	OPP. STRENGTH	TEAM	ADJ.	CONF.	ADJ CONF.
Average RPI Loss: 109	RECORD	PCT. RANK	GAMES	SCHEDULE	OF SCHEDULE	RPI	RPI	RPI	RPI
DIV. I ONLY	18- 11	99	7-3	112	167	99	99	16	16
DIV. I NON-CONF.	7- 6	161	0	67	181	95	95	14	14
TOTALS	RPI 1-25	RPI 26-50	W-L RECORDS	RPI 51-100	RPI 101-150	RPI 150+			
18- 11	0- 1	1- 4	OVERALL	0- 0	2- 4	15- 2			
7- 5	0- 0	0- 1	HOME	0- 0	1- 2	6- 2			
9- 5	0- 0	0- 3	AWAY	0- 0	1- 2	8- 0			
2- 1	0- 1	1- 0	NEUTRAL	0- 0	0- 0	1- 0			
7- 6	0- 1	1- 2	NON-CONFERENCE	0- 0	1- 1	5- 2			
1- 3	0- 0	0- 0	HOME	0- 0	0- 1	1- 2			
4- 2	0- 0	0- 2	AWAY	0- 0	1- 0	3- 0			
2- 1	0- 1	1- 0	NEUTRAL	0- 0	0- 0	1- 0			
11- 5	0- 0	0- 2	CONFERENCE	0- 0	1- 3	10- 0			
6- 2	0- 0	0- 1	HOME	0- 0	1- 1	5- 0			
5- 3	0- 0	0- 1	AWAY	0- 0	0- 2	5- 0			
0- 0	0- 0	0- 0	NEUTRAL	0- 0	0- 0	0- 0			

RPI 1-25				RPI 26-50				RPI 51-100				Team's RPI: 99		RPI 101+			
RPI	S	Opponent	Score	RPI	S	Opponent	Score	RPI	S	Opponent	Score			RPI	S	Opponent	Score
18	N	Oregon St.	55 68	32	A	Virginia Tech	69 73							136	H	UNC Greensboro	53 58
				35	A	FGCU	57 64							140	A	North Florida	50 65
				35	H	FGCU	65 74							140	H	North Florida	76 54
				36	A	James Madison	53 76							142	A	North Ala.	75 86
				41	N	Bradley	75 63							142	H	North Ala.	71 76
														146	A	Hampton	83 59
														152	A	Jacksonville	65 59
														152	H	Jacksonville	85 76
														156	A	Norfolk St.	67 48
														191	H	Chattanooga	54 71
														211	A	UMKC	68 44
														212	N	Miami (OH)	65 53
														225	A	Kennesaw St.	76 70
														225	H	Kennesaw St.	76 66
														226	A	Stetson	57 48
														226	H	Stetson	73 53
														234	H	East Carolina	81 66
														255	A	Lipscomb	79 70
														255	H	Lipscomb	64 60
														275	A	Saint Francis (PA)	71 52
														289	H	ETSU	62 63
														330	A	NJIT	67 53
														330	H	NJIT	66 48
LAST 10 Division I																	
				225	A	Kennesaw St.	76 70			152	A	Jacksonville	65 59				
				255	A	Lipscomb	79 70			142	A	North Ala.	75 86				
				140	H	North Florida	76 54			225	H	Kennesaw St.	76 66				
				226	H	Stetson	73 53			35	H	FGCU	65 74				
				330	H	NJIT	66 48			140	A	North Florida	50 65				

Non-Div I Games:

Liberty

Loss, Non-Conf, S Site, H Home A Away N Neutral

Average RPI Win:	257	WON-LOST	WINNING	LAST 10	STRENGTH OF	OPP. STRENGTH	TEAM	ADJ.	CONF.	ADJ CONF.
Average RPI Loss:	132	RECORD	PCT. RANK	GAMES	SCHEDULE	OF SCHEDULE	RPI	RPI	RPI	RPI
DIV. I ONLY	6- 22	315	2-8	79	214	255	255	16	16	
DIV. I NON-CONF.	2- 10	313	0	34	298	229	229	14	14	
TOTALS	RPI 1-25	RPI 26-50	W-L RECORDS	RPI 51-100	RPI 101-150	RPI 150+				
6- 22	0- 0	0- 5	OVERALL	0- 5	1- 3	5- 9				
2- 10	0- 0	0- 1	HOME	0- 2	0- 2	2- 5				
4- 10	0- 0	0- 4	AWAY	0- 1	1- 1	3- 4				
0- 2	0- 0	0- 0	NEUTRAL	0- 2	0- 0	0- 0				
2- 10	0- 0	0- 3	NON-CONFERENCE	0- 3	0- 0	2- 4				
1- 3	0- 0	0- 0	HOME	0- 1	0- 0	1- 2				
1- 5	0- 0	0- 3	AWAY	0- 0	0- 0	1- 2				
0- 2	0- 0	0- 0	NEUTRAL	0- 2	0- 0	0- 0				
4- 12	0- 0	0- 2	CONFERENCE	0- 2	1- 3	3- 5				
1- 7	0- 0	0- 1	HOME	0- 1	0- 2	1- 3				
3- 5	0- 0	0- 1	AWAY	0- 1	1- 1	2- 2				
0- 0	0- 0	0- 0	NEUTRAL	0- 0	0- 0	0- 0				

RPI S	Opponent	Score	RPI S	Opponent	Score	RPI S	Opponent	Score	RPI S	Opponent	Score	Team's RPI: 255
35	A FGCU	56 82	35	H FGCU	45 78	54	N Marist	63 74	140	A North Florida	73 66	
48	A UT Martin	67 83	49	A Dayton	60 82	55	H Belmont	68 69	140	H North Florida	60 68	
50	A Middle Tenn.	49 70	99	A Liberty	60 64	91	N Rider	76 81	142	A North Ala.	58 91	
			99	H Liberty	70 79				142	H North Ala.	72 84	
									152	A Jacksonville	53 76	
									152	H Jacksonville	64 73	
									182	H Northern Ky.	71 69	
									208	H Eastern Ill.	56 66	
									210	A Tennessee Tech	58 78	
									225	A Kennesaw St.	60 88	
									225	H Kennesaw St.	66 74	
									226	A Stetson	65 59	
									226	H Stetson	34 48	
									233	H Murray St.	57 67	
									235	A Jacksonville St.	63 65	
									330	A NJIT	65 57	
									330	H NJIT	68 66	
									333	A Tennessee St.	74 64	
LAST 10 Division I												
99	H Liberty	70 79	142	A North Ala.	58 91							
152	A Jacksonville	53 76	225	A Kennesaw St.	60 88							
140	A North Florida	73 66	226	H Stetson	34 48							
330	H NJIT	68 66	152	H Jacksonville	64 73							
35	H FGCU	45 78	140	H North Florida	60 68							

Non-Div I Games: Queens (NC) 86 45

Lipscomb

■ Loss,
 ■ Non-Conf,
 ■ S Site,
 ■ H Home
 ■ A Away
 N Neutral

Little Rock

Through Games Of March 3, 2020

Average RPI Win:	265	WON-LOST	WINNING	LAST 10	STRENGTH OF	OPP. STRENGTH	TEAM	ADJ.	CONF.	ADJ CONF.
Average RPI Loss:	126	RECORD	PCT. RANK	GAMES	SCHEDULE	OF SCHEDULE	RPI	RPI	RPI	RPI
DIV. I ONLY	11- 16	228	5-5	156	170	202	202	21	21	
DIV. I NON-CONF.	2- 9	304	0	55	39	246	246	20	20	
TOTALS	RPI 1-25	RPI 26-50	W-L RECORDS	RPI 51-100	RPI 101-150	RPI 150+				
11- 16	0- 2	0- 4	OVERALL	0- 2	0- 2	11- 6				
6- 6	0- 0	0- 1	HOME	0- 1	0- 1	6- 3				
5- 10	0- 2	0- 3	AWAY	0- 1	0- 1	5- 3				
0- 0	0- 0	0- 0	NEUTRAL	0- 0	0- 0	0- 0				
2- 9	0- 2	0- 3	NON-CONFERENCE	0- 1	0- 0	2- 3				
2- 3	0- 0	0- 1	HOME	0- 0	0- 0	2- 2				
0- 6	0- 2	0- 2	AWAY	0- 1	0- 0	0- 1				
0- 0	0- 0	0- 0	NEUTRAL	0- 0	0- 0	0- 0				
9- 7	0- 0	0- 1	CONFERENCE	0- 1	0- 2	9- 3				
4- 3	0- 0	0- 0	HOME	0- 1	0- 1	4- 1				
5- 4	0- 0	0- 1	AWAY	0- 0	0- 1	5- 2				
0- 0	0- 0	0- 0	NEUTRAL	0- 0	0- 0	0- 0				

RPI 1-25				RPI 26-50				RPI 51-100				RPI 101+ Team's RPI: 202			
RPI	S	Opponent	Score	RPI	S	Opponent	Score	RPI	S	Opponent	Score	RPI	S	Opponent	Score
14	A	Mississippi St.	50 89	31	A	Western Ky.	58 77	63	A	Rice	40 66	105	A	UT Arlington	58 65
17	A	Texas A&M	35 78	33	A	Arkansas	53 86	82	H	Coastal Caro.	48 68	105	H	UT Arlington	46 62
				34	H	LSU	50 65					186	A	Louisiana	59 44
				43	A	Troy	59 77					193	A	Fla. Atlantic	72 79
												201	H	Memphis	50 68
												236	H	Central Ark.	63 48
												238	A	South Alabama	69 58
												245	H	Tulsa	63 51
												246	H	Appalachian St.	68 63
												252	A	Texas St.	78 66
												252	H	Texas St.	47 50
												254	A	Arkansas St.	54 72
												254	H	Arkansas St.	67 58
												272	H	Louisiana Tech	38 43
												300	A	Ga. Southern	65 49
												300	H	Ga. Southern	58 46
												313	A	Georgia St.	43 58
												313	H	Georgia St.	66 46
												348	A	La.-Monroe	70 50
LAST 10 Division I															
254	A	Arkansas St.	54 72	313	A	Georgia St.	43 58								
238	A	South Alabama	69 58	300	A	Ga. Southern	65 49								
43	A	Troy	59 77	186	A	Louisiana	59 44								
105	H	UT Arlington	46 62	246	H	Appalachian St.	68 63								
252	H	Texas St.	47 50	348	A	La.-Monroe	70 50								

Non-Div I Games:

Little Rock

Loss, Non-Conf, S Site, H Home A Away N Neutral

Average RPI Win:	262	WON-LOST	WINNING	LAST 10	STRENGTH OF	OPP. STRENGTH	TEAM	ADJ.	CONF.	ADJ CONF.
Average RPI Loss:	214	RECORD	PCT. RANK	GAMES	SCHEDULE	OF SCHEDULE	RPI	RPI	RPI	RPI
DIV. I ONLY	10- 16	241	4-6	337	207	292	292	28	28	
DIV. I NON-CONF.	4- 8	235	0	292	62	273	273	26	26	
TOTALS	RPI 1-25	RPI 26-50	W-L RECORDS	RPI 51-100	RPI 101-150	RPI 150+				
10- 16	0- 2	0- 0	OVERALL	0- 1	0- 1	10- 12				
6- 4	0- 1	0- 0	HOME	0- 0	0- 0	6- 3				
2- 12	0- 1	0- 0	AWAY	0- 1	0- 1	2- 9				
2- 0	0- 0	0- 0	NEUTRAL	0- 0	0- 0	2- 0				
4- 8	0- 2	0- 0	NON-CONFERENCE	0- 1	0- 1	4- 4				
1- 3	0- 1	0- 0	HOME	0- 0	0- 0	1- 2				
1- 5	0- 1	0- 0	AWAY	0- 1	0- 1	1- 2				
2- 0	0- 0	0- 0	NEUTRAL	0- 0	0- 0	2- 0				
6- 8	0- 0	0- 0	CONFERENCE	0- 0	0- 0	6- 8				
5- 1	0- 0	0- 0	HOME	0- 0	0- 0	5- 1				
1- 7	0- 0	0- 0	AWAY	0- 0	0- 0	1- 7				
0- 0	0- 0	0- 0	NEUTRAL	0- 0	0- 0	0- 0				

RPI 1-25				RPI 26-50				RPI 51-100				RPI 101+ Team's RPI: 292			
RPI	S	Opponent	Score	RPI	S	Opponent	Score	RPI	S	Opponent	Score	RPI	S	Opponent	Score
2	H	Oregon	45 81					85	A	Southern California	40 57	131	A	California	45 68
13	A	UCLA	51 86									165	A	UC Davis	55 57
												195	A	Santa Clara	54 46
												207	A	Hawaii	44 68
												207	H	Hawaii	62 55
												214	N	Penn St.	64 56
												216	A	Cal St. Fullerton	65 69
												264	A	UC Santa Barbara	47 55
												264	H	UC Santa Barbara	59 53
												270	H	Air Force	74 68
												276	A	UC Irvine	56 46
												276	H	UC Irvine	61 70
												278	H	Utah St.	48 56
												283	A	CSUN	54 66
												283	H	CSUN	60 52
												287	H	LMU (CA)	57 70
												291	A	California Baptist	70 79
												298	N	UTRGV	69 65
												304	A	UC Riverside	57 58
												304	H	UC Riverside	73 67
												309	A	Seattle U	54 66
												310	A	Cal Poly	41 61
												310	H	Cal Poly	72 69
LAST 10 Division I															
				264	A	UC Santa Barbara	47 55					310	A	Cal Poly	41 61
				283	A	CSUN	54 66					207	A	Hawaii	44 68
				276	H	UC Irvine	61 70					304	H	UC Riverside	73 67
				304	A	UC Riverside	57 58					276	A	UC Irvine	56 46
				264	H	UC Santa Barbara	59 53					207	H	Hawaii	62 55

Non-Div I Games: Westcliff 94 47 Bethesda (CA) 90 43

Long Beach St.

Loss, Non-Conf, S Site, H Home A Away N Neutral

Average RPI Win:	272	WON-LOST	WINNING	LAST 10	STRENGTH OF	OPP. STRENGTH	TEAM	ADJ.	CONF.	ADJ CONF.
Average RPI Loss:	181	RECORD	PCT. RANK	GAMES	SCHEDULE	OF SCHEDULE	RPI	RPI	RPI	RPI
DIV. I ONLY	10- 17	252	2-8	232	300	273	273	25	25	
DIV. I NON-CONF.	4- 5	195	0	272	229	243	243	27	27	
TOTALS	RPI 1-25	RPI 26-50	W-L RECORDS	RPI 51-100	RPI 101-150	RPI 150+				
10- 17	0- 0	0- 1	OVERALL	0- 0	0- 5	10- 11				
6- 7	0- 0	0- 0	HOME	0- 0	0- 2	6- 5				
4- 10	0- 0	0- 1	AWAY	0- 0	0- 3	4- 6				
0- 0	0- 0	0- 0	NEUTRAL	0- 0	0- 0	0- 0				
4- 5	0- 0	0- 1	NON-CONFERENCE	0- 0	0- 1	4- 3				
3- 1	0- 0	0- 0	HOME	0- 0	0- 0	3- 1				
1- 4	0- 0	0- 1	AWAY	0- 0	0- 1	1- 2				
0- 0	0- 0	0- 0	NEUTRAL	0- 0	0- 0	0- 0				
6- 12	0- 0	0- 0	CONFERENCE	0- 0	0- 4	6- 8				
3- 6	0- 0	0- 0	HOME	0- 0	0- 2	3- 4				
3- 6	0- 0	0- 0	AWAY	0- 0	0- 2	3- 4				
0- 0	0- 0	0- 0	NEUTRAL	0- 0	0- 0	0- 0				

RPI 1-25			RPI 26-50			RPI 51-100			RPI 101+			Team's RPI: 273
RPI	S	Opponent	Score	RPI	S	Opponent	Score	RPI	S	Opponent	Score	
				36	A	James Madison	53 93					
								118	A	Campbell	76 81	
								118	H	Campbell	55 70	
								134	A	Florida	54 71	
								146	A	Hampton	55 73	
								146	H	Hampton	76 90	
								156	A	Norfolk St.	46 49	
								171	A	High Point	79 86	
								171	H	High Point	69 76	
								178	A	Gardner-Webb	70 73	
								178	H	Gardner-Webb	80 70	
								190	A	Radford	76 88	
								190	H	Radford	61 62	
								205	H	Brown	86 76	
								234	H	East Carolina	61 64	
								250	A	UNC Asheville	54 51	
								250	H	UNC Asheville	73 56	
								259	A	Winthrop	63 74	
								259	H	Winthrop	60 63	
								269	A	Wofford	76 79	
								271	H	UNCW	59 58	
								277	H	Delaware St.	78 62	
								307	A	Presbyterian	71 60	
								307	H	Presbyterian	77 82	
								314	A	UMES	71 62	
								328	A	USC Upstate	70 62	
								343	H	Charleston So.	84 64	
LAST 10 Division I												
				171	A	High Point	79 86					
				259	H	Winthrop	60 63					
				118	A	Campbell	76 81					
				190	A	Radford	76 88					
				146	H	Hampton	76 90					
				178	A	Gardner-Webb	70 73					
				307	H	Presbyterian	77 82					
				250	A	UNC Asheville	54 51					
				146	A	Hampton	55 73					
				250	H	UNC Asheville	73 56					

Non-Div I Games:

Longwood

■ Loss,
 ■ Non-Conf,
 ■ S Site,
 ■ Home
 ■ A Away
 N Neutral

Louisiana

Through Games Of March 3, 2020

Average RPI Win:	260	WON-LOST	WINNING	LAST 10	STRENGTH OF	OPP. STRENGTH	TEAM	ADJ.	CONF.	ADJ CONF.
Average RPI Loss:	168	RECORD	PCT. RANK	GAMES	SCHEDULE	OF SCHEDULE	RPI	RPI	RPI	RPI
DIV. I ONLY	14- 11	138	5-5	283	265	186	186	21	21	
DIV. I NON-CONF.	5- 4	140	0	253	274	163	163	20	20	
TOTALS	RPI 1-25	RPI 26-50	W-L RECORDS	RPI 51-100	RPI 101-150	RPI 150+				
14- 11	0- 1	1- 1	OVERALL	0- 1	0- 2	13- 6				
6- 4	0- 1	0- 1	HOME	0- 0	0- 0	6- 2				
8- 7	0- 0	1- 0	AWAY	0- 1	0- 2	7- 4				
0- 0	0- 0	0- 0	NEUTRAL	0- 0	0- 0	0- 0				
5- 4	0- 1	0- 0	NON-CONFERENCE	0- 0	0- 1	5- 2				
2- 1	0- 1	0- 0	HOME	0- 0	0- 0	2- 0				
3- 3	0- 0	0- 0	AWAY	0- 0	0- 1	3- 2				
0- 0	0- 0	0- 0	NEUTRAL	0- 0	0- 0	0- 0				
9- 7	0- 0	1- 1	CONFERENCE	0- 1	0- 1	8- 4				
4- 3	0- 0	0- 1	HOME	0- 0	0- 0	4- 2				
5- 4	0- 0	1- 0	AWAY	0- 1	0- 1	4- 2				
0- 0	0- 0	0- 0	NEUTRAL	0- 0	0- 0	0- 0				

RPI 1-25				RPI 26-50				RPI 51-100				RPI 101+ Team's RPI: 186			
RPI	S	Opponent	Score	RPI	S	Opponent	Score	RPI	S	Opponent	Score	RPI	S	Opponent	Score
14	H	Mississippi St.	48 64	43	A	Troy	79 73	82	A	Coastal Caro.	74 83	105	A	UT Arlington	52 79
				43	H	Troy	64 67					150	A	Sam Houston St.	73 77
												157	A	Jackson St.	54 65
												172	A	New Orleans	65 60
												202	H	Little Rock	44 59
												237	H	Southeastern La.	60 50
												238	A	South Alabama	63 78
												238	H	South Alabama	73 68
												246	A	Appalachian St.	57 51
												247	A	North Texas	66 69
												252	A	Texas St.	73 67
												254	H	Arkansas St.	83 43
												263	A	Lamar University	74 63
												285	A	Ole Miss	53 42
												300	A	Ga. Southern	67 83
												300	H	Ga. Southern	72 60
												313	A	Georgia St.	75 65
												313	H	Georgia St.	53 61
												345	H	McNeese	75 55
												348	A	La.-Monroe	62 49
												348	H	La.-Monroe	68 55
LAST 10 Division I															
				82	A	Coastal Caro.	74 83	43	H	Troy	64 67				
				246	A	Appalachian St.	57 51	238	A	South Alabama	63 78				
				348	A	La.-Monroe	62 49	202	H	Little Rock	44 59				
				300	H	Ga. Southern	72 60	348	H	La.-Monroe	68 55				
				313	H	Georgia St.	53 61	254	H	Arkansas St.	83 43				

Non-Div I Games: Loyola (LA) 67 51 Xavier (LA) 62 49

Louisiana

Loss, Non-Conf, S Site, H Home A Away N Neutral

Average RPI Win:	245	WON-LOST	WINNING	LAST 10	STRENGTH OF	OPP. STRENGTH	TEAM	ADJ.	CONF.	ADJ CONF.
Average RPI Loss:	156	RECORD	PCT. RANK	GAMES	SCHEDULE	OF SCHEDULE	RPI	RPI	RPI	RPI
DIV. I ONLY	11- 14	212	3-7	284	157	272	272	13	13	
DIV. I NON-CONF.	6- 3	90	0	347	282	258	258	16	16	
TOTALS	RPI 1-25	RPI 26-50	W-L RECORDS	RPI 51-100	RPI 101-150	RPI 150+				
11- 14	0- 1	1- 1	OVERALL	0- 3	0- 1	10- 8				
9- 6	0- 0	1- 1	HOME	0- 1	0- 1	8- 3				
2- 8	0- 1	0- 0	AWAY	0- 2	0- 0	2- 5				
0- 0	0- 0	0- 0	NEUTRAL	0- 0	0- 0	0- 0				
6- 3	0- 0	0- 0	NON-CONFERENCE	0- 0	0- 0	6- 3				
5- 1	0- 0	0- 0	HOME	0- 0	0- 0	5- 1				
1- 2	0- 0	0- 0	AWAY	0- 0	0- 0	1- 2				
0- 0	0- 0	0- 0	NEUTRAL	0- 0	0- 0	0- 0				
5- 11	0- 1	1- 1	CONFERENCE	0- 3	0- 1	4- 5				
4- 5	0- 0	1- 1	HOME	0- 1	0- 1	3- 2				
1- 6	0- 1	0- 0	AWAY	0- 2	0- 0	1- 3				
0- 0	0- 0	0- 0	NEUTRAL	0- 0	0- 0	0- 0				

RPI 1-25				RPI 26-50				RPI 51-100				RPI 101+ Team's RPI: 272			
RPI	S	Opponent	Score	RPI	S	Opponent	Score	RPI	S	Opponent	Score	RPI	S	Opponent	Score
23	A	Old Dominion	61 77	31	H	Western Ky.	75 84	53	A	Charlotte	37 55	124	H	UAB	51 71
				50	H	Middle Tenn.	78 60	63	A	Rice	47 60	170	H	Wichita St.	80 88
								63	H	Rice	60 73	193	A	Fla. Atlantic	75 77
												201	H	Memphis	83 74
												202	A	Little Rock	43 38
												203	A	Southern Miss.	60 66
												203	H	Southern Miss.	61 63
												209	A	Houston	53 67
												213	H	UTEP	87 80
												237	H	Southeastern La.	92 78
												244	H	Marshall	60 50
												247	A	North Texas	69 74
												254	H	Arkansas St.	67 54
												285	A	Ole Miss	53 76
												301	A	FIU	68 44
												301	H	FIU	62 52
												311	H	UTSA	73 82
												345	H	McNeese	79 54
												347	H	Grambling	70 66
LAST 10 Division I															
				63	H	Rice	60 73	244	H	Marshall	60 50				
				301	H	FIU	62 52	31	H	Western Ky.	75 84				
				203	H	Southern Miss.	61 63	23	A	Old Dominion	61 77				
				193	A	Fla. Atlantic	75 77	53	A	Charlotte	37 55				
				301	A	FIU	68 44	124	H	UAB	51 71				

Non-Div I Games: Loyola (LA) 71 52 LSU-Alexandria 93 61

Louisiana Tech

Loss, Non-Conf, S Site, H Home A Away N Neutral

Louisville

Through Games Of March 3, 2020

Average RPI Win:	104	WON-LOST	WINNING	LAST 10	STRENGTH OF	OPP. STRENGTH	TEAM	ADJ.	CONF.	ADJ CONF.
Average RPI Loss:	55	RECORD	PCT. RANK	GAMES	SCHEDULE	OF SCHEDULE	RPI	RPI	RPI	RPI
DIV. I ONLY	27- 3	7	8-2	26	21	5	5	5	5	5
DIV. I NON-CONF.	11- 1	13	0	5	8	1	1	4	4	4
TOTALS	RPI 1-25	RPI 26-50	W-L RECORDS	RPI 51-100	RPI 101-150	RPI 150+				
27- 3	5- 1	3- 1	OVERALL	9- 0	4- 1	6- 0				
13- 1	2- 0	2- 1	HOME	4- 0	2- 0	3- 0				
11- 2	2- 1	1- 0	AWAY	4- 0	1- 1	3- 0				
3- 0	1- 0	0- 0	NEUTRAL	1- 0	1- 0	0- 0				
11- 1	3- 1	2- 0	NON-CONFERENCE	2- 0	1- 0	3- 0				
5- 0	1- 0	1- 0	HOME	1- 0	0- 0	2- 0				
3- 1	1- 1	1- 0	AWAY	0- 0	0- 0	1- 0				
3- 0	1- 0	0- 0	NEUTRAL	1- 0	1- 0	0- 0				
16- 2	2- 0	1- 1	CONFERENCE	7- 0	3- 1	3- 0				
8- 1	1- 0	1- 1	HOME	3- 0	2- 0	1- 0				
8- 1	1- 0	0- 0	AWAY	4- 0	1- 1	2- 0				
0- 0	0- 0	0- 0	NEUTRAL	0- 0	0- 0	0- 0				

RPI	S	Opponent	Score	RPI	S	Opponent	Score	RPI	S	Opponent	Score	RPI	S	Opponent	Score
2	N	Oregon	72 62	31	H	Western Ky.	75 56	56	H	Virginia	71 56	104	A	Syracuse	51 59
16	H	Central Mich.	76 63	32	H	Virginia Tech	70 53	60	N	Oklahoma St.	69 48	104	H	Syracuse	62 58
21	A	NC State	66 59	39	H	Florida St.	59 67	65	A	Boston College	81 70	105	N	UT Arlington	76 67
22	A	Ohio St.	60 67	48	A	UT Martin	71 63	65	H	Boston College	68 48	128	H	Wake Forest	75 61
24	H	Duke	60 55					72	A	Georgia Tech	58 47	139	A	North Carolina	74 67
25	A	Kentucky	67 66					96	H	Boise St.	98 82	182	A	Northern Ky.	85 57
								98	A	Miami (FL)	87 41	191	H	Chattanooga	86 37
								100	A	Notre Dame	86 54	228	A	Clemson	75 50
								100	H	Notre Dame	82 49	233	H	Murray St.	76 40
												290	A	Pittsburgh	79 47
												290	H	Pittsburgh	83 49
LAST 10 Division I															
32	H	Virginia Tech	70 53	21	A	NC State	66 59								
65	H	Boston College	68 48	104	A	Syracuse	51 59								
290	A	Pittsburgh	79 47	39	H	Florida St.	59 67								
72	A	Georgia Tech	58 47	100	A	Notre Dame	86 54								
100	H	Notre Dame	82 49	290	H	Pittsburgh	83 49								

Non-Div I Games:

Louisville

■ Loss,
■ Non-Conf,
■ S Site,
■ H Home
■ A Away
N Neutral

Loyola Chicago

Through Games Of March 3, 2020

Average RPI Win:	246	WON-LOST	WINNING	LAST 10	STRENGTH OF	OPP. STRENGTH	TEAM	ADJ.	CONF.	ADJ CONF.
Average RPI Loss:	68	RECORD	PCT. RANK	GAMES	SCHEDULE	OF SCHEDULE	RPI	RPI	RPI	RPI
DIV. I ONLY	15- 12	142	2-8	210	124	161	161	8	8	
DIV. I NON-CONF.	9- 2	37	0	306	299	127	127	7	7	
TOTALS	RPI 1-25	RPI 26-50	W-L RECORDS	RPI 51-100	RPI 101-150	RPI 150+				
15- 12	0- 2	0- 4	OVERALL	1- 3	2- 3	12- 0				
7- 7	0- 2	0- 2	HOME	1- 1	1- 2	5- 0				
8- 5	0- 0	0- 2	AWAY	0- 2	1- 1	7- 0				
0- 0	0- 0	0- 0	NEUTRAL	0- 0	0- 0	0- 0				
9- 2	0- 1	0- 0	NON-CONFERENCE	0- 0	1- 1	8- 0				
3- 2	0- 1	0- 0	HOME	0- 0	0- 1	3- 0				
6- 0	0- 0	0- 0	AWAY	0- 0	1- 0	5- 0				
0- 0	0- 0	0- 0	NEUTRAL	0- 0	0- 0	0- 0				
6- 10	0- 1	0- 4	CONFERENCE	1- 3	1- 2	4- 0				
4- 5	0- 1	0- 2	HOME	1- 1	1- 1	2- 0				
2- 5	0- 0	0- 2	AWAY	0- 2	0- 1	2- 0				
0- 0	0- 0	0- 0	NEUTRAL	0- 0	0- 0	0- 0				

RPI 1-25				RPI 26-50				RPI 51-100				RPI 101+ Team's RPI: 161			
RPI	S	Opponent	Score	RPI	S	Opponent	Score	RPI	S	Opponent	Score	RPI	S	Opponent	Score
9	H	Missouri St.	72 74	26	A	Drake	52 80	62	A	Illinois St.	85 86	103	H	Southern Ill.	51 49
19	H	DePaul	76 83	26	H	Drake	75 83	62	H	Illinois St.	69 64	138	A	Portland	78 64
				41	A	Bradley	50 71	76	A	UNI	50 70	145	H	Western Mich.	60 70
				41	H	Bradley	47 60	76	H	UNI	70 73	149	A	Valparaiso	64 66
												149	H	Valparaiso	57 70
												174	H	Dartmouth	61 40
												208	A	Eastern Ill.	67 51
												211	A	UMKC	72 67
												256	H	Bowling Green	84 76
												274	A	Indiana St.	58 51
												274	H	Indiana St.	65 55
												306	H	Vermont	78 76
												331	A	Evansville	71 61
												331	H	Evansville	77 47
												332	A	Detroit Mercy	89 60
												337	A	SIUE	63 50
												349	A	Chicago St.	98 53
LAST 10 Division I															
				76	H	UNI	70 73	331	H	Evansville	77 47				
				26	H	Drake	75 83	274	H	Indiana St.	65 55				
				149	H	Valparaiso	57 70	26	A	Drake	52 80				
				41	A	Bradley	50 71	76	A	UNI	50 70				
				62	A	Illinois St.	85 86	149	A	Valparaiso	64 66				

Non-Div I Games:

Loyola Chicago

■ Loss,
■ Non-Conf,
■ S Site,
■ H Home
■ A Away
N Neutral

Average RPI Win:	244	WON-LOST	WINNING	LAST 10	STRENGTH OF	OPP. STRENGTH	TEAM	ADJ.	CONF.	ADJ CONF.
Average RPI Loss:	144	RECORD	PCT. RANK	GAMES	SCHEDULE	OF SCHEDULE	RPI	RPI	RPI	RPI
DIV. I ONLY	8- 20	294	4-6	144	169	266	266	15	15	
DIV. I NON-CONF.	3- 8	268	0	150	175	244	244	15	15	
TOTALS	RPI 1-25	RPI 26-50	W-L RECORDS	RPI 51-100	RPI 101-150	RPI 150+				
8- 20	0- 2	0- 0	OVERALL	1- 2	0- 8	7- 8				
6- 6	0- 0	0- 0	HOME	1- 0	0- 4	5- 2				
2- 13	0- 2	0- 0	AWAY	0- 2	0- 4	2- 5				
0- 1	0- 0	0- 0	NEUTRAL	0- 0	0- 0	0- 1				
3- 8	0- 2	0- 0	NON-CONFERENCE	0- 1	0- 1	3- 4				
2- 1	0- 0	0- 0	HOME	0- 0	0- 0	2- 1				
1- 6	0- 2	0- 0	AWAY	0- 1	0- 1	1- 2				
0- 1	0- 0	0- 0	NEUTRAL	0- 0	0- 0	0- 1				
5- 12	0- 0	0- 0	CONFERENCE	1- 1	0- 7	4- 4				
4- 5	0- 0	0- 0	HOME	1- 0	0- 4	3- 1				
1- 7	0- 0	0- 0	AWAY	0- 1	0- 3	1- 3				
0- 0	0- 0	0- 0	NEUTRAL	0- 0	0- 0	0- 0				

RPI 1-25				RPI 26-50				RPI 51-100				RPI 101+ Team's RPI: 266			
RPI	S	Opponent	Score	RPI	S	Opponent	Score	RPI	S	Opponent	Score	RPI	S	Opponent	Score
3	A	Maryland	45 105					51	A	Bucknell	42 66	101	A	Colgate	70 79
7	A	Northwestern	46 67					51	H	Bucknell	60 50	101	H	Colgate	74 76
								100	A	Notre Dame	60 84	123	H	Holy Cross	56 64
												130	A	Boston U.	42 44
												130	H	Boston U.	39 41
												137	A	Lehigh	64 82
												137	H	Lehigh	53 55
												141	A	Mt. St. Mary's	75 81
												155	N	Wright St.	51 66
												158	A	Lafayette	52 55
												158	H	Lafayette	65 76
												174	H	Dartmouth	72 56
												193	A	Fla. Atlantic	61 72
												198	A	American	44 63
												198	H	American	56 47
												265	H	Howard	69 75
												279	A	Army West Point	55 75
												279	H	Army West Point	68 59
												297	H	Monmouth	64 48
												315	A	St. Francis Brooklyn	78 89
												317	A	Fairleigh Dickinson	75 46
												318	A	Navy	50 44
												318	H	Navy	64 54
LAST 10 Division I															
				137	A	Lehigh	64 82					198	H	American	56 47
				318	H	Navy	64 54					51	A	Bucknell	42 66
				158	H	Lafayette	65 76					318	A	Navy	50 44
				279	A	Army West Point	55 75					130	H	Boston U.	39 41
				101	A	Colgate	70 79					51	H	Bucknell	60 50

Non-Div I Games:

Loyola Maryland

■ Loss,
 ■ Non-Conf,
 ■ S Site,
 ■ H Home
 ■ A Away
 N Neutral

Maine

Through Games Of March 3, 2020

Average RPI Win:	256	WON-LOST	WINNING	LAST 10	STRENGTH OF	OPP. STRENGTH	TEAM	ADJ.	CONF.	ADJ CONF.
Average RPI Loss:	122	RECORD	PCT. RANK	GAMES	SCHEDULE	OF SCHEDULE	RPI	RPI	RPI	RPI
DIV. I ONLY	15- 14	163	9-1	173	209	173	173	26	26	
DIV. I NON-CONF.	3- 10	282	0	96	25	234	234	28	28	
TOTALS	RPI 1-25	RPI 26-50	W-L RECORDS	RPI 51-100	RPI 101-150	RPI 150+				
15- 14	0- 1	0- 4	OVERALL	1- 1	1- 2	13- 6				
9- 4	0- 0	0- 0	HOME	1- 0	1- 2	7- 2				
6- 7	0- 1	0- 1	AWAY	0- 1	0- 0	6- 4				
0- 3	0- 0	0- 3	NEUTRAL	0- 0	0- 0	0- 0				
3- 10	0- 1	0- 4	NON-CONFERENCE	0- 0	1- 2	2- 3				
2- 3	0- 0	0- 0	HOME	0- 0	1- 2	1- 1				
1- 4	0- 1	0- 1	AWAY	0- 0	0- 0	1- 2				
0- 3	0- 0	0- 3	NEUTRAL	0- 0	0- 0	0- 0				
12- 4	0- 0	0- 0	CONFERENCE	1- 1	0- 0	11- 3				
7- 1	0- 0	0- 0	HOME	1- 0	0- 0	6- 1				
5- 3	0- 0	0- 0	AWAY	0- 1	0- 0	5- 2				
0- 0	0- 0	0- 0	NEUTRAL	0- 0	0- 0	0- 0				

RPI 1-25				RPI 26-50				RPI 51-100				RPI 101+ Team's RPI: 173			
RPI	S	Opponent	Score	RPI	S	Opponent	Score	RPI	S	Opponent	Score	RPI	S	Opponent	Score
21	A	NC State	34 62	26	N	Drake	62 94	81	A	Stony Brook	69 73	120	H	Green Bay	61 60
				30	N	Arizona St.	31 57	81	H	Stony Brook	64 62	126	H	Harvard	40 69
				40	A	Drexel	57 70					130	H	Boston U.	49 62
				49	N	Dayton	49 78					151	H	Northeastern	58 66
												164	A	Binghamton	63 73
												164	H	Binghamton	75 65
												174	A	Dartmouth	41 57
												179	A	Delaware	69 56
												205	A	Brown	70 76
												218	A	UMass Lowell	57 66
												218	H	UMass Lowell	77 53
												267	A	New Hampshire	71 62
												267	H	New Hampshire	67 50
												293	A	UMBC	66 54
												293	H	UMBC	54 74
												306	A	Vermont	65 47
												306	H	Vermont	70 59
												318	H	Navy	46 41
												319	A	Albany (NY)	65 44
												319	H	Albany (NY)	60 49
												344	A	Hartford	69 52
												344	H	Hartford	87 73
LAST 10 Division I															
				293	A	UMBC	66 54					164	H	Binghamton	75 65
				267	A	New Hampshire	71 62					306	H	Vermont	70 59
				81	H	Stony Brook	64 62					344	A	Hartford	69 52
				319	A	Albany (NY)	65 44					293	H	UMBC	54 74
				218	H	UMass Lowell	77 53					306	A	Vermont	65 47

Non-Div I Games: Husson 104 43

Maine

Loss, Non-Conf, S Site, H Home A Away N Neutral

Average RPI Win:	275	WON-LOST	WINNING	LAST 10	STRENGTH OF	OPP. STRENGTH	TEAM	ADJ.	CONF.	ADJ CONF.
Average RPI Loss:	136	RECORD	PCT. RANK	GAMES	SCHEDULE	OF SCHEDULE	RPI	RPI	RPI	RPI
DIV. I ONLY	14- 14	173	6-4	186	276	185	185	24	24	
DIV. I NON-CONF.	3- 6	235	0	89	224	200	200	25	25	
TOTALS	RPI 1-25	RPI 26-50	W-L RECORDS	RPI 51-100	RPI 101-150	RPI 150+				
14- 14	0- 0	0- 0	OVERALL	0- 8	0- 1	14- 5				
8- 5	0- 0	0- 0	HOME	0- 3	0- 1	8- 1				
6- 9	0- 0	0- 0	AWAY	0- 5	0- 0	6- 4				
0- 0	0- 0	0- 0	NEUTRAL	0- 0	0- 0	0- 0				
3- 6	0- 0	0- 0	NON-CONFERENCE	0- 4	0- 1	3- 1				
2- 2	0- 0	0- 0	HOME	0- 1	0- 1	2- 0				
1- 4	0- 0	0- 0	AWAY	0- 3	0- 0	1- 1				
0- 0	0- 0	0- 0	NEUTRAL	0- 0	0- 0	0- 0				
11- 8	0- 0	0- 0	CONFERENCE	0- 4	0- 0	11- 4				
6- 3	0- 0	0- 0	HOME	0- 2	0- 0	6- 1				
5- 5	0- 0	0- 0	AWAY	0- 2	0- 0	5- 3				
0- 0	0- 0	0- 0	NEUTRAL	0- 0	0- 0	0- 0				

RPI S	Opponent	Score	RPI S	Opponent	Score	RPI S	Opponent	Score	RPI S	Opponent	Score	Team's RPI: 185
						54	A Marist	53 74	122	H Duquesne	65 76	
						54	H Marist	66 71	158	A Lafayette	53 60	
						75	A Villanova	51 63	174	H Dartmouth	70 58	
						81	A Stony Brook	54 59	189	A Quinnipiac	58 70	
						88	A Nebraska	51 71	189	H Quinnipiac	77 62	
						89	H Fordham	45 51	232	A Fairfield	47 87	
						91	A Rider	53 76	232	H Fairfield	51 38	
						91	H Rider	50 55	249	A Iona	59 47	
									249	H Iona	54 32	
									279	H Army West Point	86 56	
									280	A Siena	80 50	
									280	H Siena	49 59	
									282	A Niagara	75 61	
									282	H Niagara	68 65	
									297	A Monmouth	60 62	
									317	A Fairleigh Dickinson	62 61	
									323	A Saint Peter's	85 52	
									323	H Saint Peter's	68 64	
									338	A Canisius	63 56	
									338	H Canisius	68 50	
LAST 10 Division I												
			249	A Iona	59 47		189	H Quinnipiac	77 62			
			232	H Fairfield	51 38		54	A Marist	53 74			
			282	A Niagara	75 61		280	H Siena	49 59			
			338	A Canisius	63 56		323	H Saint Peter's	68 64			
			91	H Rider	50 55		91	A Rider	53 76			

Non-Div I Games:

Manhattan

■ Loss,
 ■ Non-Conf,
 ■ S Site,
 ■ H Home
 ■ A Away
 N Neutral

Average RPI Win: 232	WON-LOST	WINNING	LAST 10	STRENGTH OF	OPP. STRENGTH	TEAM	ADJ.	CONF.	ADJ CONF.
Average RPI Loss: 88	RECORD	PCT. RANK	GAMES	SCHEDULE	OF SCHEDULE	RPI	RPI	RPI	RPI
DIV. I ONLY	23- 4	17	9-1	200	243	54	54	24	24
DIV. I NON-CONF.	7- 2	53	0	69	63	37	37	25	25
TOTALS	RPI 1-25	RPI 26-50	W-L RECORDS	RPI 51-100	RPI 101-150	RPI 150+			
23- 4	0- 2	0- 0	OVERALL	1- 1	4- 0	18- 1			
10- 2	0- 1	0- 0	HOME	0- 1	1- 0	9- 0			
11- 2	0- 1	0- 0	AWAY	1- 0	2- 0	8- 1			
2- 0	0- 0	0- 0	NEUTRAL	0- 0	1- 0	1- 0			
7- 2	0- 2	0- 0	NON-CONFERENCE	0- 0	4- 0	3- 0			
3- 1	0- 1	0- 0	HOME	0- 0	1- 0	2- 0			
2- 1	0- 1	0- 0	AWAY	0- 0	2- 0	0- 0			
2- 0	0- 0	0- 0	NEUTRAL	0- 0	1- 0	1- 0			
16- 2	0- 0	0- 0	CONFERENCE	1- 1	0- 0	15- 1			
7- 1	0- 0	0- 0	HOME	0- 1	0- 0	7- 0			
9- 1	0- 0	0- 0	AWAY	1- 0	0- 0	8- 1			
0- 0	0- 0	0- 0	NEUTRAL	0- 0	0- 0	0- 0			

RPI 1-25				RPI 26-50				RPI 51-100 Team's RPI: 54				RPI 101+			
RPI	S	Opponent	Score	RPI	S	Opponent	Score	RPI	S	Opponent	Score	RPI	S	Opponent	Score
11	H	Princeton	50 62					91	A	Rider	63 58	105	A	UT Arlington	73 57
16	A	Central Mich.	54 77					91	H	Rider	72 76	120	H	Green Bay	72 60
												130	A	Boston U.	89 75
												140	N	North Florida	69 54
												177	H	Elon	63 55
												185	A	Manhattan	71 66
												185	H	Manhattan	74 53
												189	A	Quinnipiac	64 51
												189	H	Quinnipiac	73 60
												232	A	Fairfield	48 52
												232	H	Fairfield	75 45
												249	A	Iona	73 56
												255	N	Lipscomb	74 63
												280	A	Siena	78 55
												282	A	Niagara	94 67
												282	H	Niagara	82 57
												297	A	Monmouth	74 53
												297	H	Monmouth	76 66
												319	H	Albany (NY)	76 52
												323	A	Saint Peter's	82 60
												323	H	Saint Peter's	96 76
												338	A	Canisius	90 59
												338	H	Canisius	86 72
LAST 10 Division I															
189	A	Quinnipiac	64 51	91	A	Rider	63 58								
232	H	Fairfield	75 45	185	H	Manhattan	74 53								
323	A	Saint Peter's	82 60	249	A	Iona	73 56								
280	A	Siena	78 55	282	H	Niagara	82 57								
338	H	Canisius	86 72	232	A	Fairfield	48 52								

Non-Div I Games:

Marist

■ Loss,
 ■ Non-Conf,
 ■ S Site,
 ■ H Home
 ■ A Away
 N Neutral

Average RPI Win:	151	WON-LOST	WINNING	LAST 10	STRENGTH OF	OPP. STRENGTH	TEAM	ADJ.	CONF.	ADJ CONF.
Average RPI Loss:	47	RECORD	PCT. RANK	GAMES	SCHEDULE	OF SCHEDULE	RPI	RPI	RPI	RPI
DIV. I ONLY	22- 7	36	8-2	66	70	28	28	6	6	
DIV. I NON-CONF.	9- 2	37	0	44	88	32	32	6	6	
TOTALS	RPI 1-25	RPI 26-50	W-L RECORDS	RPI 51-100	RPI 101-150	RPI 150+				
22- 7	1- 3	1- 1	OVERALL	8- 3	1- 0	11- 0				
13- 2	1- 2	1- 0	HOME	6- 0	0- 0	5- 0				
8- 5	0- 1	0- 1	AWAY	2- 3	1- 0	5- 0				
1- 0	0- 0	0- 0	NEUTRAL	0- 0	0- 0	1- 0				
9- 2	0- 2	0- 0	NON-CONFERENCE	3- 0	1- 0	5- 0				
4- 2	0- 2	0- 0	HOME	2- 0	0- 0	2- 0				
4- 0	0- 0	0- 0	AWAY	1- 0	1- 0	2- 0				
1- 0	0- 0	0- 0	NEUTRAL	0- 0	0- 0	1- 0				
13- 5	1- 1	1- 1	CONFERENCE	5- 3	0- 0	6- 0				
9- 0	1- 0	1- 0	HOME	4- 0	0- 0	3- 0				
4- 5	0- 1	0- 1	AWAY	1- 3	0- 0	3- 0				
0- 0	0- 0	0- 0	NEUTRAL	0- 0	0- 0	0- 0				

RPI 1-25				RPI 26-50				Team's RPI: 28				RPI 51-100				RPI 101+			
RPI	S	Opponent	Score	RPI	S	Opponent	Score	RPI	S	Opponent	Score	RPI	S	Opponent	Score	RPI	S	Opponent	Score
7	H	Northwestern	56 64	45	A	Creighton	62 72	55	H	Belmont	53 51	120	A	Green Bay	60 47				
14	H	Mississippi St.	68 74	45	H	Creighton	52 50	62	H	Illinois St.	58 41	184	A	Providence	60 50				
19	A	DePaul	71 89					64	A	St. John's (NY)	67 57	184	H	Providence	85 55				
19	H	DePaul	90 83					64	H	St. John's (NY)	94 85	197	A	Saint Mary's (CA)	77 63				
								69	A	South Dakota St.	65 58	219	A	Milwaukee	78 56				
								73	A	Seton Hall	60 72	241	A	Georgetown	76 56				
								73	H	Seton Hall	81 60	241	H	Georgetown	73 51				
								75	A	Villanova	47 61	243	H	Morgan St.	70 48				
								75	H	Villanova	57 52	245	N	Tulsa	61 60				
								93	A	Butler	55 61	262	A	Xavier	80 60				
								93	H	Butler	76 54	262	H	Xavier	61 48				
												315	H	St. Francis Brooklyn	92 71				
LAST 10 Division I																			
19	H	DePaul	90 83	64	A	St. John's (NY)	67 57												
241	A	Georgetown	76 56	73	A	Seton Hall	60 72												
75	A	Villanova	47 61	45	H	Creighton	52 50												
93	H	Butler	76 54	184	H	Providence	85 55												
262	H	Xavier	61 48	75	H	Villanova	57 52												

Non-Div I Games:

Marquette

Marshall

Through Games Of March 3, 2020

Average RPI Win:	228	WON-LOST	WINNING	LAST 10	STRENGTH OF	OPP. STRENGTH	TEAM	ADJ.	CONF.	ADJ CONF.
Average RPI Loss:	140	RECORD	PCT. RANK	GAMES	SCHEDULE	OF SCHEDULE	RPI	RPI	RPI	RPI
DIV. I ONLY	9- 16	262	4-6	176	150	244	244	13	13	
DIV. I NON-CONF.	3- 6	235	0	324	238	312	312	16	16	
TOTALS	RPI 1-25	RPI 26-50	W-L RECORDS	RPI 51-100	RPI 101-150	RPI 150+				
9- 16	0- 2	0- 4	OVERALL	0- 3	1- 0	8- 7				
6- 7	0- 1	0- 2	HOME	0- 0	1- 0	5- 4				
3- 9	0- 1	0- 2	AWAY	0- 3	0- 0	3- 3				
0- 0	0- 0	0- 0	NEUTRAL	0- 0	0- 0	0- 0				
3- 6	0- 0	0- 1	NON-CONFERENCE	0- 1	0- 0	3- 4				
2- 2	0- 0	0- 0	HOME	0- 0	0- 0	2- 2				
1- 4	0- 0	0- 1	AWAY	0- 1	0- 0	1- 2				
0- 0	0- 0	0- 0	NEUTRAL	0- 0	0- 0	0- 0				
6- 10	0- 2	0- 3	CONFERENCE	0- 2	1- 0	5- 3				
4- 5	0- 1	0- 2	HOME	0- 0	1- 0	3- 2				
2- 5	0- 1	0- 1	AWAY	0- 2	0- 0	2- 1				
0- 0	0- 0	0- 0	NEUTRAL	0- 0	0- 0	0- 0				

RPI 1-25				RPI 26-50				RPI 51-100				RPI 101+ Team's RPI: 244			
RPI	S	Opponent	Score	RPI	S	Opponent	Score	RPI	S	Opponent	Score	RPI	S	Opponent	Score
23	A	Old Dominion	46 57	31	A	Western Ky.	65 79	53	A	Charlotte	46 52	124	H	UAB	61 56
23	H	Old Dominion	54 64	31	H	Western Ky.	65 74	63	A	Rice	43 81	156	H	Norfolk St.	75 69
				42	A	Rutgers	41 66	87	A	Ohio	51 67	183	A	Towson	56 59
				50	H	Middle Tenn.	55 75					193	H	Fla. Atlantic	85 75
												203	A	Southern Miss.	80 65
												213	H	UTEP	76 66
												243	H	Morgan St.	52 57
												247	A	North Texas	68 59
												247	H	North Texas	69 77
												256	H	Bowling Green	69 82
												272	A	Louisiana Tech	50 60
												274	A	Indiana St.	72 60
												301	H	FIU	65 68
												311	H	UTSA	66 53
												331	A	Evansville	62 66
												334	H	Coppin St.	60 47
LAST 10 Division I															
247	H	North Texas	69 77	272	A	Louisiana Tech	50 60								
23	H	Old Dominion	54 64	203	A	Southern Miss.	80 65								
31	A	Western Ky.	65 79	193	H	Fla. Atlantic	85 75								
213	H	UTEP	76 66	301	H	FIU	65 68								
311	H	UTSA	66 53	31	H	Western Ky.	65 74								

Non-Div I Games: Alderson Broadus 85 41 Ky. Christian 89 40

Marshall

Loss, Non-Conf, S Site, H Home A Away N Neutral

Maryland

Through Games Of March 3, 2020

Average RPI Win:	111	WON-LOST	WINNING	LAST 10	STRENGTH OF	OPP. STRENGTH	TEAM	ADJ.	CONF.	ADJ CONF.
Average RPI Loss:	10	RECORD	PCT. RANK	GAMES	SCHEDULE	OF SCHEDULE	RPI	RPI	RPI	RPI
DIV. I ONLY	25- 4	13	10-0	12	8	3	3	2	2	
DIV. I NON-CONF.	9- 2	37	0	93	68	40	40	2	2	
TOTALS	RPI 1-25	RPI 26-50	W-L RECORDS	RPI 51-100	RPI 101-150	RPI 150+				
25- 4	6- 4	5- 0	OVERALL	4- 0	2- 0	8- 0				
14- 1	4- 1	3- 0	HOME	2- 0	1- 0	4- 0				
9- 3	2- 3	2- 0	AWAY	1- 0	1- 0	3- 0				
2- 0	0- 0	0- 0	NEUTRAL	1- 0	0- 0	1- 0				
9- 2	0- 2	1- 0	NON-CONFERENCE	1- 0	1- 0	6- 0				
5- 1	0- 1	0- 0	HOME	0- 0	1- 0	4- 0				
2- 1	0- 1	1- 0	AWAY	0- 0	0- 0	1- 0				
2- 0	0- 0	0- 0	NEUTRAL	1- 0	0- 0	1- 0				
16- 2	6- 2	4- 0	CONFERENCE	3- 0	1- 0	2- 0				
9- 0	4- 0	3- 0	HOME	2- 0	0- 0	0- 0				
7- 2	2- 2	1- 0	AWAY	1- 0	1- 0	2- 0				
0- 0	0- 0	0- 0	NEUTRAL	0- 0	0- 0	0- 0				

RPI S	Opponent	Score	RPI S	Opponent	Score	RPI S	Opponent	Score	RPI S	Opponent	Score
1	H South Carolina	54 63	36	A James Madison	70 68	55	N Belmont	90 26	144	A Wisconsin	85 56
7	A Northwestern	58 81	38	A Michigan	77 49	86	A Minnesota	99 44	148	H George Washington	88 54
7	H Northwestern	70 61	38	H Michigan	70 55	88	H Nebraska	87 69	179	H Delaware	99 55
12	A Iowa	61 66	42	H Rutgers	79 50	92	H Michigan St.	94 53	189	H Quinnipiac	107 52
12	H Iowa	93 59	46	H Purdue	88 45				192	A Illinois	79 60
15	A Indiana	79 69							214	A Penn St.	106 69
15	H Indiana	76 62							228	N Clemson	63 44
21	A NC State	59 66							266	H Loyola Maryland	105 45
22	A Ohio St.	85 65							299	H Wagner	119 56
22	H Ohio St.	72 62							313	A Georgia St.	114 41
LAST 10 Division I											
86	A Minnesota	99 44	42	H Rutgers	79 50						
46	H Purdue	88 45	15	A Indiana	79 69						
144	A Wisconsin	85 56	92	H Michigan St.	94 53						
214	A Penn St.	106 69	22	A Ohio St.	85 65						
12	H Iowa	93 59	7	H Northwestern	70 61						

Non-Div I Games:

Maryland

Loss, Non-Conf, S Site, H Home A Away N Neutral

Massachusetts

Through Games Of March 3, 2020

Average RPI Win:	215	WON-LOST	WINNING	LAST 10	STRENGTH OF	OPP. STRENGTH	TEAM	ADJ.	CONF.	ADJ CONF.
Average RPI Loss:	137	RECORD	PCT. RANK	GAMES	SCHEDULE	OF SCHEDULE	RPI	RPI	RPI	RPI
DIV. I ONLY	19- 10	82	6-4	253	151	143	143	12	12	
DIV. I NON-CONF.	9- 3	63	0	278	276	138	138	12	12	
TOTALS	RPI 1-25	RPI 26-50	W-L RECORDS	RPI 51-100	RPI 101-150	RPI 150+				
19- 10	0- 0	0- 1	OVERALL	0- 4	6- 1	13- 4				
11- 5	0- 0	0- 1	HOME	0- 2	3- 0	8- 2				
8- 5	0- 0	0- 0	AWAY	0- 2	3- 1	5- 2				
0- 0	0- 0	0- 0	NEUTRAL	0- 0	0- 0	0- 0				
9- 3	0- 0	0- 0	NON-CONFERENCE	0- 1	2- 0	7- 2				
5- 2	0- 0	0- 0	HOME	0- 0	1- 0	4- 2				
4- 1	0- 0	0- 0	AWAY	0- 1	1- 0	3- 0				
0- 0	0- 0	0- 0	NEUTRAL	0- 0	0- 0	0- 0				
10- 7	0- 0	0- 1	CONFERENCE	0- 3	4- 1	6- 2				
6- 3	0- 0	0- 1	HOME	0- 2	2- 0	4- 0				
4- 4	0- 0	0- 0	AWAY	0- 1	2- 1	2- 2				
0- 0	0- 0	0- 0	NEUTRAL	0- 0	0- 0	0- 0				

RPI S	Opponent	Score	RPI S	Opponent	Score	RPI S	Opponent	Score	RPI S	Opponent	Score	Team's RPI: 143
49	H Dayton	51 52	64	A St. John's (NY)	71 82	121	H Richmond	64 50				
			89	H Fordham	64 69	122	A Duquesne	81 77				
			94	A Saint Louis	56 71	123	H Holy Cross	75 72				
			97	H VCU	46 61	130	A Boston U.	58 45				
						132	A Davidson	70 62				
						132	H Davidson	61 48				
						148	A George Washington	47 50				
						181	H Merrimack	64 79				
						184	H Providence	63 72				
						196	H La Salle	76 62				
						205	H Brown	95 42				
						215	A Rhode Island	66 69				
						215	H Rhode Island	73 53				
						218	A UMass Lowell	74 58				
						230	A Saint Joseph's	51 47				
						230	H Saint Joseph's	61 43				
						248	A George Mason	56 73				
						249	A Iona	65 51				
						267	H New Hampshire	67 65				
						280	H Siena	61 55				
						294	A St. Bonaventure	62 52				
						294	H St. Bonaventure	72 54				
						306	A Vermont	83 49				
						344	H Hartford	74 48				
LAST 10 Division I												
294	H St. Bonaventure	72 54	49	H Dayton	51 52							
215	H Rhode Island	73 53	89	H Fordham	64 69							
230	A Saint Joseph's	51 47	248	A George Mason	56 73							
132	H Davidson	61 48	132	A Davidson	70 62							
94	A Saint Louis	56 71	121	H Richmond	64 50							

Non-Div I Games: Southern Conn. St. 86 43

Massachusetts

Loss, Non-Conf, S Site, H Home A Away N Neutral

McNeese

Through Games Of March 3, 2020

Average RPI Win:	335	WON-LOST	WINNING	LAST 10	STRENGTH OF	OPP. STRENGTH	TEAM	ADJ.	CONF.	ADJ CONF.
Average RPI Loss:	196	RECORD	PCT. RANK	GAMES	SCHEDULE	OF SCHEDULE	RPI	RPI	RPI	RPI
DIV. I ONLY	3- 22	331	1-9	306	284	345	345	23	23	
DIV. I NON-CONF.	1- 6	318	0	154	292	309	309	24	24	
TOTALS	RPI 1-25	RPI 26-50	W-L RECORDS	RPI 51-100	RPI 101-150	RPI 150+				
3- 22	0- 0	0- 1	OVERALL	0- 4	0- 2	3- 15				
3- 8	0- 0	0- 0	HOME	0- 3	0- 0	3- 5				
0- 14	0- 0	0- 1	AWAY	0- 1	0- 2	0- 10				
0- 0	0- 0	0- 0	NEUTRAL	0- 0	0- 0	0- 0				
1- 6	0- 0	0- 1	NON-CONFERENCE	0- 1	0- 1	1- 3				
1- 1	0- 0	0- 0	HOME	0- 1	0- 0	1- 0				
0- 5	0- 0	0- 1	AWAY	0- 0	0- 1	0- 3				
0- 0	0- 0	0- 0	NEUTRAL	0- 0	0- 0	0- 0				
2- 16	0- 0	0- 0	CONFERENCE	0- 3	0- 1	2- 12				
2- 7	0- 0	0- 0	HOME	0- 2	0- 0	2- 5				
0- 9	0- 0	0- 0	AWAY	0- 1	0- 1	0- 7				
0- 0	0- 0	0- 0	NEUTRAL	0- 0	0- 0	0- 0				

RPI S	Opponent	Score	RPI S	Opponent	Score	RPI S	Opponent	Score	RPI S	Opponent	Score	Team's RPI: 345
33	A Arkansas	58 101	63	H Rice	50 81	124	A UAB	70 97	150	A Sam Houston St.	59 92	
			80	H A&M-Corpus Christi	59 73	172	A New Orleans	59 78	172	H New Orleans	59 85	
			90	H Abilene Christian	73 90	186	A Louisiana	55 75	222	A SMU	60 81	
			95	A SFA	51 82	236	A Central Ark.	49 70	236	H Central Ark.	57 70	
						237	A Southeastern La.	48 87	237	H Southeastern La.	67 74	
						258	A Incarnate Word	56 73	258	H Incarnate Word	71 72	
						260	A Nicholls St.	63 79	263	H Lamar University	69 87	
						272	A Louisiana Tech	54 79	321	A Houston Baptist	54 56	
						321	H Houston Baptist	88 72	336	A Northwestern St.	60 70	
						336	H Northwestern St.	61 51	348	H La.-Monroe	72 69	
LAST 10 Division I												
321	A Houston Baptist	54 56	236	A Central Ark.	49 70							
237	A Southeastern La.	48 87	80	H A&M-Corpus Christi	59 73							
172	H New Orleans	59 85	263	H Lamar University	69 87							
258	H Incarnate Word	71 72	260	A Nicholls St.	63 79							
336	A Northwestern St.	60 70	321	H Houston Baptist	88 72							

Non-Div I Games: Centenary (LA) 116 37 LSU-Shreveport 81 77

McNeese

Loss, Non-Conf, S Site, H Home A Away N Neutral

Average RPI Win:	204	WON-LOST	WINNING	LAST 10	STRENGTH OF	OPP. STRENGTH	TEAM	ADJ.	CONF.	ADJ CONF.
Average RPI Loss:	135	RECORD	PCT. RANK	GAMES	SCHEDULE	OF SCHEDULE	RPI	RPI	RPI	RPI
DIV. I ONLY	13- 16	199	3-7	179	112	201	201	9	9	
DIV. I NON-CONF.	9- 4	84	0	261	288	153	153	9	9	
TOTALS	RPI 1-25	RPI 26-50	W-L RECORDS	RPI 51-100	RPI 101-150	RPI 150+				
13- 16	0- 2	0- 3	OVERALL	1- 2	2- 2	10- 7				
8- 7	0- 1	0- 1	HOME	0- 2	1- 1	7- 2				
4- 8	0- 1	0- 1	AWAY	0- 0	1- 1	3- 5				
1- 1	0- 0	0- 1	NEUTRAL	1- 0	0- 0	0- 0				
9- 4	0- 0	0- 1	NON-CONFERENCE	1- 0	2- 1	6- 2				
5- 2	0- 0	0- 0	HOME	0- 0	1- 1	4- 1				
3- 1	0- 0	0- 0	AWAY	0- 0	1- 0	2- 1				
1- 1	0- 0	0- 1	NEUTRAL	1- 0	0- 0	0- 0				
4- 12	0- 2	0- 2	CONFERENCE	0- 2	0- 1	4- 5				
3- 5	0- 1	0- 1	HOME	0- 2	0- 0	3- 1				
1- 7	0- 1	0- 1	AWAY	0- 0	0- 1	1- 4				
0- 0	0- 0	0- 0	NEUTRAL	0- 0	0- 0	0- 0				

RPI	S	Opponent	Score	RPI	S	Opponent	Score	RPI	S	Opponent	Score	RPI	S	Opponent	Score	Team's RPI: 201
6	A	UConn	55 94	34	N	LSU	58 89	68	H	South Fla.	47 68	103	A	Southern Ill.	70 66	
6	H	UConn	56 68	37	A	UCF	66 82	71	N	Kansas St.	72 68	116	A	Temple	64 78	
				37	H	UCF	59 67	77	H	Cincinnati	66 73	124	H	UAB	77 52	
												148	H	George Washington	63 64	
												166	A	Tulane	55 59	
												166	H	Tulane	64 62	
												170	A	Wichita St.	69 60	
												180	A	Toledo	83 76	
												202	A	Little Rock	68 50	
												209	A	Houston	65 75	
												222	A	SMU	60 69	
												222	H	SMU	57 52	
												234	A	East Carolina	65 71	
												234	H	East Carolina	57 61	
												242	H	Alabama A&M	79 71	
												245	H	Tulsa	63 44	
												254	H	Arkansas St.	78 50	
												272	A	Louisiana Tech	74 83	
												286	H	Eastern Ky.	60 63	
												325	H	Alcorn	57 51	
												351	H	Mississippi Val.	91 54	
LAST 10 Division I																
222	A	SMU	60 69	170	A	Wichita St.	69 60									
37	H	UCF	59 67	6	A	UConn	55 94									
68	H	South Fla.	47 68	166	H	Tulane	64 62									
116	A	Temple	64 78	245	H	Tulsa	63 44									
234	H	East Carolina	57 61	234	A	East Carolina	65 71									

Non-Div I Games:

Memphis

■ Loss,
 ■ Non-Conf,
 ■ S Site,
 ■ H Home
 ■ A Away
 N Neutral

Mercer

Through Games Of March 3, 2020

Average RPI Win: 275	WON-LOST	WINNING	LAST 10	STRENGTH OF	OPP. STRENGTH	TEAM	ADJ.	CONF.	ADJ CONF.
Average RPI Loss: 180	RECORD	PCT. RANK	GAMES	SCHEDULE	OF SCHEDULE	RPI	RPI	RPI	RPI
DIV. I ONLY	6- 22	315	4-6	290	228	329	329	27	27
DIV. I NON-CONF.	2- 12	318	0	224	192	315	315	21	21
TOTALS	RPI 1-25	RPI 26-50	W-L RECORDS	RPI 51-100	RPI 101-150	RPI 150+			
6- 22	0- 0	0- 1	OVERALL	0- 3	0- 4	6- 14			
5- 8	0- 0	0- 1	HOME	0- 0	0- 1	5- 6			
1- 14	0- 0	0- 0	AWAY	0- 3	0- 3	1- 8			
0- 0	0- 0	0- 0	NEUTRAL	0- 0	0- 0	0- 0			
2- 12	0- 0	0- 1	NON-CONFERENCE	0- 3	0- 2	2- 6			
1- 5	0- 0	0- 1	HOME	0- 0	0- 0	1- 4			
1- 7	0- 0	0- 0	AWAY	0- 3	0- 2	1- 2			
0- 0	0- 0	0- 0	NEUTRAL	0- 0	0- 0	0- 0			
4- 10	0- 0	0- 0	CONFERENCE	0- 0	0- 2	4- 8			
4- 3	0- 0	0- 0	HOME	0- 0	0- 1	4- 2			
0- 7	0- 0	0- 0	AWAY	0- 0	0- 1	0- 6			
0- 0	0- 0	0- 0	NEUTRAL	0- 0	0- 0	0- 0			

RPI 1-25				RPI 26-50				RPI 51-100				RPI 101+				Team's RPI: 329	
RPI	S	Opponent	Score	RPI	S	Opponent	Score	RPI	S	Opponent	Score	RPI	S	Opponent	Score		
				31	H	Western Ky.	62 75	52	A	Yale	60 68	108	A	Columbia	48 77		
								57	A	Alabama	56 111	134	A	Florida	50 71		
								70	A	Georgia	60 76	136	A	UNC Greensboro	51 67		
												136	H	UNC Greensboro	50 60		
												152	H	Jacksonville	83 87		
												169	A	Samford	64 72		
												169	H	Samford	54 60		
												178	H	Gardner-Webb	62 65		
												191	A	Chattanooga	52 58		
												191	H	Chattanooga	55 48		
												200	A	Furman	49 62		
												200	H	Furman	61 55		
												225	A	Kennesaw St.	64 92		
												228	H	Clemson	61 65		
												246	A	Appalachian St.	68 77		
												269	A	Wofford	49 77		
												269	H	Wofford	54 53		
												286	H	Eastern Ky.	60 61		
												289	A	ETSU	54 56		
												289	H	ETSU	66 72		
												300	H	Ga. Southern	62 52		
												342	A	Western Caro.	40 51		
												342	H	Western Caro.	60 54		
												350	A	South Carolina St.	66 55		
LAST 10 Division I																	
				136	H	UNC Greensboro	50 60	200	H	Furman	61 55						
				342	H	Western Caro.	60 54	269	H	Wofford	54 53						
				289	A	ETSU	54 56	342	A	Western Caro.	40 51						
				191	A	Chattanooga	52 58	136	A	UNC Greensboro	51 67						
				169	H	Samford	54 60	191	H	Chattanooga	55 48						

Non-Div I Games: LaGrange 74 47

Mercer

Loss,
 Non-Conf, S Site, Home
 Away
 N Neutral

Merrimack

Through Games Of March 3, 2020

Average RPI Win:	283	WON-LOST	WINNING	LAST 10	STRENGTH OF	OPP. STRENGTH	TEAM	ADJ.	CONF.	ADJ CONF.
Average RPI Loss:	182	RECORD	PCT. RANK	GAMES	SCHEDULE	OF SCHEDULE	RPI	RPI	RPI	RPI
DIV. I ONLY	18- 9	75	8-2	333	334	181	181	30	30	
DIV. I NON-CONF.	5- 4	140	0	239	219	166	166	30	30	
TOTALS	RPI 1-25	RPI 26-50	W-L RECORDS	RPI 51-100	RPI 101-150	RPI 150+				
18- 9	0- 0	0- 0	OVERALL	0- 0	2- 5	16- 4				
10- 3	0- 0	0- 0	HOME	0- 0	1- 2	9- 1				
8- 6	0- 0	0- 0	AWAY	0- 0	1- 3	7- 3				
0- 0	0- 0	0- 0	NEUTRAL	0- 0	0- 0	0- 0				
5- 4	0- 0	0- 0	NON-CONFERENCE	0- 0	1- 2	4- 2				
3- 1	0- 0	0- 0	HOME	0- 0	0- 1	3- 0				
2- 3	0- 0	0- 0	AWAY	0- 0	1- 1	1- 2				
0- 0	0- 0	0- 0	NEUTRAL	0- 0	0- 0	0- 0				
13- 5	0- 0	0- 0	CONFERENCE	0- 0	1- 3	12- 2				
7- 2	0- 0	0- 0	HOME	0- 0	1- 1	6- 1				
6- 3	0- 0	0- 0	AWAY	0- 0	0- 2	6- 1				
0- 0	0- 0	0- 0	NEUTRAL	0- 0	0- 0	0- 0				

RPI 1-25			RPI 26-50			RPI 51-100			RPI 101+ Team's RPI: 181		
RPI	S	Opponent	Score	RPI	S	Opponent	Score	RPI	S	Opponent	Score
								117	A	Robert Morris	50 72
								117	H	Robert Morris	62 68
								123	A	Holy Cross	42 68
								137	H	Lehigh	68 72
								141	A	Mt. St. Mary's	53 62
								141	H	Mt. St. Mary's	76 55
								143	A	Massachusetts	79 64
								174	A	Dartmouth	52 57
								192	A	Illinois	72 75
								205	A	Brown	72 57
								218	H	UMass Lowell	73 50
								267	H	New Hampshire	64 54
								275	A	Saint Francis (PA)	71 56
								299	H	Wagner	55 44
								302	A	Sacred Heart	60 63
								302	H	Sacred Heart	59 45
								306	H	Vermont	78 53
								315	A	St. Francis Brooklyn	72 54
								315	H	St. Francis Brooklyn	80 54
								317	A	Fairleigh Dickinson	84 66
								317	H	Fairleigh Dickinson	62 51
								326	A	Bryant	61 53
								326	H	Bryant	78 66
								335	A	LIU Brooklyn	66 63
								335	H	LIU Brooklyn	60 68
								346	A	Central Conn. St.	65 56
LAST 10 Division I											
								315	A	St. Francis Brooklyn	72 54
								346	H	Central Conn. St.	56 46
								141	A	Mt. St. Mary's	53 62
								302	H	Sacred Heart	59 45
								326	A	Bryant	61 53
								299	H	Wagner	55 44
								317	A	Fairleigh Dickinson	84 66
								335	A	LIU Brooklyn	66 63
								315	H	St. Francis Brooklyn	80 54
								335	H	LIU Brooklyn	60 68
								346	A	Central Conn. St.	65 56

Non-Div I Games: Eastern Nazarene 82 50 Fisher 81 42

Merrimack

Loss, Non-Conf, S Site, H Home A Away N Neutral

RPI	S	Opponent	Score
346	H	Central Conn. St.	56 46

M
e
r
r
i
m
a
c
k

M
e
r
r
i
m
a
c
k

Merrimack

Average RPI Win:	162	WON-LOST	WINNING	LAST 10	STRENGTH OF	OPP. STRENGTH	TEAM	ADJ.	CONF.	ADJ CONF.
Average RPI Loss:	46	RECORD	PCT. RANK	GAMES	SCHEDULE	OF SCHEDULE	RPI	RPI	RPI	RPI
DIV. I ONLY	15- 14	163	4-6	28	62	98	98	5	5	
DIV. I NON-CONF.	8- 3	68	0	14	120	43	43	4	4	
TOTALS	RPI 1-25	RPI 26-50	W-L RECORDS	RPI 51-100	RPI 101-150	RPI 150+				
15- 14	0- 6	0- 3	OVERALL	2- 4	5- 1	8- 0				
12- 6	0- 5	0- 1	HOME	2- 0	4- 0	6- 0				
2- 8	0- 1	0- 2	AWAY	0- 4	1- 1	1- 0				
1- 0	0- 0	0- 0	NEUTRAL	0- 0	0- 0	1- 0				
8- 3	0- 3	0- 0	NON-CONFERENCE	1- 0	2- 0	5- 0				
7- 2	0- 2	0- 0	HOME	1- 0	2- 0	4- 0				
0- 1	0- 1	0- 0	AWAY	0- 0	0- 0	0- 0				
1- 0	0- 0	0- 0	NEUTRAL	0- 0	0- 0	1- 0				
7- 11	0- 3	0- 3	CONFERENCE	1- 4	3- 1	3- 0				
5- 4	0- 3	0- 1	HOME	1- 0	2- 0	2- 0				
2- 7	0- 0	0- 2	AWAY	0- 4	1- 1	1- 0				
0- 0	0- 0	0- 0	NEUTRAL	0- 0	0- 0	0- 0				

RPI 1-25				RPI 26-50				RPI 51-100 Team's RPI: 98				RPI 101+			
RPI	S	Opponent	Score	RPI	S	Opponent	Score	RPI	S	Opponent	Score	RPI	S	Opponent	Score
5	H	Louisville	41 87	32	A	Virginia Tech	45 69	56	A	Virginia	64 69	104	H	Syracuse	77 62
15	H	Indiana	45 58	39	A	Florida St.	61 79	65	A	Boston College	64 75	107	H	Washington St.	74 68
18	H	Oregon St.	53 75	39	H	Florida St.	62 73	72	A	Georgia Tech	54 61	128	A	Wake Forest	79 63
19	A	DePaul	83 89					72	H	Georgia Tech	54 49	128	H	Wake Forest	59 56
21	H	NC State	48 50					74	H	IUPUI	74 65	139	A	North Carolina	58 78
24	H	Duke	55 74					100	A	Notre Dame	53 76	140	H	North Florida	78 55
												154	N	N.C. A&T	68 67
												157	H	Jackson St.	83 68
												164	H	Binghamton	79 56
												212	H	Miami (OH)	80 62
												228	A	Clemson	63 48
												228	H	Clemson	68 64
												250	H	UNC Asheville	75 46
												290	H	Pittsburgh	73 54
LAST 10 Division I															
290	H	Pittsburgh	73 54	56	A	Virginia	64 69								
128	A	Wake Forest	79 63	24	H	Duke	55 74								
65	A	Boston College	64 75	32	A	Virginia Tech	45 69								
21	H	NC State	48 50	72	H	Georgia Tech	54 49								
228	A	Clemson	63 48	39	A	Florida St.	61 79								

Non-Div I Games:

Miami (FL)

■ Loss,
 ■ Non-Conf,
 ■ S Site,
 ■ H Home
 ■ A Away
 N Neutral

Average RPI Win:	255	WON-LOST	WINNING	LAST 10	STRENGTH OF	OPP. STRENGTH	TEAM	ADJ.	CONF.	ADJ CONF.
Average RPI Loss:	97	RECORD	PCT. RANK	GAMES	SCHEDULE	OF SCHEDULE	RPI	RPI	RPI	RPI
DIV. I ONLY	10- 17	252	3-7	163	105	212	212	10	10	
DIV. I NON-CONF.	6- 5	151	0	271	157	148	148	10	10	
TOTALS	RPI 1-25	RPI 26-50	W-L RECORDS	RPI 51-100	RPI 101-150	RPI 150+				
10- 17	0- 3	0- 1	OVERALL	0- 5	1- 4	9- 4				
5- 5	0- 1	0- 0	HOME	0- 1	1- 2	4- 1				
4- 11	0- 2	0- 1	AWAY	0- 3	0- 2	4- 3				
1- 1	0- 0	0- 0	NEUTRAL	0- 1	0- 0	1- 0				
6- 5	0- 1	0- 1	NON-CONFERENCE	0- 3	0- 0	6- 0				
2- 0	0- 0	0- 0	HOME	0- 0	0- 0	2- 0				
3- 4	0- 1	0- 1	AWAY	0- 2	0- 0	3- 0				
1- 1	0- 0	0- 0	NEUTRAL	0- 1	0- 0	1- 0				
4- 12	0- 2	0- 0	CONFERENCE	0- 2	1- 4	3- 4				
3- 5	0- 1	0- 0	HOME	0- 1	1- 2	2- 1				
1- 7	0- 1	0- 0	AWAY	0- 1	0- 2	1- 3				
0- 0	0- 0	0- 0	NEUTRAL	0- 0	0- 0	0- 0				

RPI S	Opponent	Score	RPI S	Opponent	Score	RPI S	Opponent	Score	RPI S	Opponent	Score	Team's RPI: 212
16 A	Central Mich.	70 76	41 A	Bradley	68 79	59 A	Ball St.	63 80	102 A	Kent St.	75 80	
16 H	Central Mich.	87 99				77 A	Cincinnati	68 98	102 H	Kent St.	75 78	
19 A	DePaul	79 98				87 H	Ohio	70 84	129 A	Buffalo	72 88	
						98 A	Miami (FL)	62 80	129 H	Buffalo	72 86	
						99 N	Liberty	53 65	145 H	Western Mich.	70 67	
									153 A	Akron	62 70	
									153 H	Akron	62 75	
									175 A	Eastern Mich.	53 80	
									180 H	Toledo	92 83	
									188 A	Northern Ill.	84 86	
									188 H	Northern Ill.	66 64	
									238 A	South Alabama	76 73	
									256 A	Bowling Green	80 59	
									286 A	Eastern Ky.	75 57	
									290 A	Pittsburgh	80 71	
									296 N	Prairie View	65 52	
									331 H	Evansville	72 64	
									340 H	UIC	85 35	
LAST 10 Division I												
153 H	Akron	62 75	16 H	Central Mich.	87 99							
129 A	Buffalo	72 88	180 H	Toledo	92 83							
102 A	Kent St.	75 80	145 H	Western Mich.	70 67							
87 H	Ohio	70 84	256 A	Bowling Green	80 59							
188 A	Northern Ill.	84 86	59 A	Ball St.	63 80							

Non-Div I Games: Tiffin 83 51

Miami (OH)

Loss, Non-Conf, S Site, H Home A Away N Neutral

Michigan St.

Through Games Of March 3, 2020

Average RPI Win:	154	WON-LOST	WINNING	LAST 10	STRENGTH OF	OPP. STRENGTH	TEAM	ADJ.	CONF.	ADJ CONF.
Average RPI Loss:	48	RECORD	PCT. RANK	GAMES	SCHEDULE	OF SCHEDULE	RPI	RPI	RPI	RPI
DIV. I ONLY	16- 13	148	5-5	75	9	92	92	2	2	
DIV. I NON-CONF.	7- 4	100	0	284	50	170	170	2	2	
TOTALS	RPI 1-25	RPI 26-50	W-L RECORDS	RPI 51-100	RPI 101-150	RPI 150+				
16- 13	1- 5	3- 5	OVERALL	4- 1	1- 1	7- 1				
11- 3	1- 1	1- 2	HOME	2- 0	1- 0	6- 0				
4- 7	0- 4	2- 2	AWAY	1- 0	0- 0	1- 1				
1- 3	0- 0	0- 1	NEUTRAL	1- 1	0- 1	0- 0				
7- 4	0- 0	0- 2	NON-CONFERENCE	2- 1	0- 1	5- 0				
5- 0	0- 0	0- 0	HOME	0- 0	0- 0	5- 0				
1- 1	0- 0	0- 1	AWAY	1- 0	0- 0	0- 0				
1- 3	0- 0	0- 1	NEUTRAL	1- 1	0- 1	0- 0				
9- 9	1- 5	3- 3	CONFERENCE	2- 0	1- 0	2- 1				
6- 3	1- 1	1- 2	HOME	2- 0	1- 0	1- 0				
3- 6	0- 4	2- 1	AWAY	0- 0	0- 0	1- 1				
0- 0	0- 0	0- 0	NEUTRAL	0- 0	0- 0	0- 0				

RPI 1-25				RPI 26-50				RPI 51-100				Team's RPI: 92	RPI 101+			
RPI	S	Opponent	Score	RPI	S	Opponent	Score	RPI	S	Opponent	Score		RPI	S	Opponent	Score
3	A	Maryland	53 94	34	N	LSU	56 58	66	N	West Virginia	57 63		104	N	Syracuse	63 77
7	A	Northwestern	55 85	38	A	Michigan	69 89	71	N	Kansas St.	65 60		144	H	Wisconsin	69 52
7	H	Northwestern	48 76	38	H	Michigan	57 65	86	H	Minnesota	66 54		175	H	Eastern Mich.	85 50
12	A	Iowa	57 74	39	A	Florida St.	68 78	88	H	Nebraska	78 70		192	A	Illinois	72 58
15	A	Indiana	67 79	42	A	Rutgers	66 55	100	A	Notre Dame	72 69		214	A	Penn St.	73 86
22	H	Ohio St.	68 65	42	H	Rutgers	57 53						214	H	Penn St.	99 80
				46	A	Purdue	65 63						281	H	Morehead St.	93 48
				46	H	Purdue	66 76						284	H	Oakland	76 56
													332	H	Detroit Mercy	110 52
													344	H	Hartford	79 34
LAST 10 Division I																
				214	H	Penn St.	99 80	42	H	Rutgers	57 53					
				192	A	Illinois	72 58	7	A	Northwestern	55 85					
				38	H	Michigan	57 65	3	A	Maryland	53 94					
				46	A	Purdue	65 63	46	H	Purdue	66 76					
				86	H	Minnesota	66 54	12	A	Iowa	57 74					

Non-Div I Games:

Michigan St.

■ Loss,
■ Non-Conf,
■ S Site,
■ H Home
■ A Away
N Neutral

Average RPI Win:	180	WON-LOST	WINNING	LAST 10	STRENGTH OF	OPP. STRENGTH	TEAM	ADJ.	CONF.	ADJ CONF.
Average RPI Loss:	70	RECORD	PCT. RANK	GAMES	SCHEDULE	OF SCHEDULE	RPI	RPI	RPI	RPI
DIV. I ONLY	19- 9	71	7-3	52	107	50	50	13	13	
DIV. I NON-CONF.	8- 4	90	0	47	23	55	55	16	16	
TOTALS	RPI 1-25	RPI 26-50	W-L RECORDS	RPI 51-100	RPI 101-150	RPI 150+				
19- 9	1- 3	1- 2	OVERALL	2- 2	2- 1	13- 1				
11- 3	1- 2	1- 0	HOME	2- 0	0- 1	7- 0				
7- 4	0- 0	0- 1	AWAY	0- 2	1- 0	6- 1				
1- 2	0- 1	0- 1	NEUTRAL	0- 0	1- 0	0- 0				
8- 4	1- 2	0- 1	NON-CONFERENCE	1- 1	1- 0	5- 0				
5- 1	1- 1	0- 0	HOME	1- 0	0- 0	3- 0				
2- 1	0- 0	0- 0	AWAY	0- 1	0- 0	2- 0				
1- 2	0- 1	0- 1	NEUTRAL	0- 0	1- 0	0- 0				
11- 5	0- 1	1- 1	CONFERENCE	1- 1	1- 1	8- 1				
6- 2	0- 1	1- 0	HOME	1- 0	0- 1	4- 0				
5- 3	0- 0	0- 1	AWAY	0- 1	1- 0	4- 1				
0- 0	0- 0	0- 0	NEUTRAL	0- 0	0- 0	0- 0				

RPI 1-25				RPI 26-50				Team's RPI: 50				RPI 51-100				RPI 101+			
RPI	S	Opponent	Score	RPI	S	Opponent	Score	RPI	S	Opponent	Score	RPI	S	Opponent	Score	RPI	S	Opponent	Score
10	N	Gonzaga	50 62	30	N	Arizona St.	60 61	53	H	Charlotte	83 59	113	N	Auburn	73 50				
20	H	TCU	82 70	31	A	Western Ky.	63 71	55	A	Belmont	57 68	124	A	UAB	62 52				
23	H	Old Dominion	56 67	31	H	Western Ky.	108 103	63	A	Rice	60 77	124	H	UAB	59 61				
25	H	Kentucky	52 67					97	H	VCU	86 63	166	A	Tulane	64 62				
												193	H	Fla. Atlantic	81 66				
												200	H	Furman	78 62				
												203	A	Southern Miss.	77 69				
												210	H	Tennessee Tech	64 58				
												213	A	UTEP	92 80				
												213	H	UTEP	76 60				
												234	A	East Carolina	68 66				
												244	A	Marshall	75 55				
												247	A	North Texas	80 60				
												255	H	Lipscomb	70 49				
												272	A	Louisiana Tech	60 78				
												301	H	FIU	72 56				
												311	H	UTSA	69 48				
LAST 10 Division I																			
				31	H	Western Ky.	108 103	247	A	North Texas	80 60								
				213	A	UTEP	92 80	311	H	UTSA	69 48								
				124	H	UAB	59 61	213	H	UTEP	76 60								
				124	A	UAB	62 52	203	A	Southern Miss.	77 69								
				63	A	Rice	60 77	272	A	Louisiana Tech	60 78								

Non-Div I Games:

Middle Tenn.

■ Loss,
 ■ Non-Conf,
 ■ S Site,
 ■ H Home
 ■ A Away
 N Neutral

Average RPI Win:	255	WON-LOST	WINNING	LAST 10	STRENGTH OF	OPP. STRENGTH	TEAM	ADJ.	CONF.	ADJ CONF.
Average RPI Loss:	135	RECORD	PCT. RANK	GAMES	SCHEDULE	OF SCHEDULE	RPI	RPI	RPI	RPI
DIV. I ONLY	14- 15	182	8-2	230	210	219	219	22	22	
DIV. I NON-CONF.	2- 8	295	0	193	37	301	301	22	22	
TOTALS	RPI 1-25	RPI 26-50	W-L RECORDS	RPI 51-100	RPI 101-150	RPI 150+				
14- 15	0- 1	0- 2	OVERALL	0- 3	1- 3	13- 6				
10- 5	0- 0	0- 1	HOME	0- 1	1- 0	9- 3				
4- 10	0- 1	0- 1	AWAY	0- 2	0- 3	4- 3				
0- 0	0- 0	0- 0	NEUTRAL	0- 0	0- 0	0- 0				
2- 8	0- 1	0- 2	NON-CONFERENCE	0- 1	0- 2	2- 2				
2- 3	0- 0	0- 1	HOME	0- 0	0- 0	2- 2				
0- 5	0- 1	0- 1	AWAY	0- 1	0- 2	0- 0				
0- 0	0- 0	0- 0	NEUTRAL	0- 0	0- 0	0- 0				
12- 7	0- 0	0- 0	CONFERENCE	0- 2	1- 1	11- 4				
8- 2	0- 0	0- 0	HOME	0- 1	1- 0	7- 1				
4- 5	0- 0	0- 0	AWAY	0- 1	0- 1	4- 3				
0- 0	0- 0	0- 0	NEUTRAL	0- 0	0- 0	0- 0				

RPI 1-25				RPI 26-50				RPI 51-100				RPI 101+ Team's RPI: 219			
RPI	S	Opponent	Score	RPI	S	Opponent	Score	RPI	S	Opponent	Score	RPI	S	Opponent	Score
19	A	DePaul	65 94	28	H	Marquette	56 78	74	A	IUPUI	53 60	108	A	Columbia	46 74
				46	A	Purdue	55 68	74	H	IUPUI	52 75	120	A	Green Bay	48 61
								86	A	Minnesota	61 77	120	H	Green Bay	65 60
												144	A	Wisconsin	40 71
												155	A	Wright St.	77 67
												155	H	Wright St.	60 58
												182	A	Northern Ky.	37 61
												182	H	Northern Ky.	49 61
												188	H	Northern Ill.	78 65
												199	A	Cleveland St.	49 58
												199	H	Cleveland St.	61 57
												221	H	North Dakota	58 66
												256	H	Bowling Green	51 63
												257	A	Youngstown St.	74 62
												257	H	Youngstown St.	59 54
												284	A	Oakland	62 78
												284	H	Oakland	74 67
												284	H	Oakland	73 65
												327	H	Ark.-Pine Bluff	69 55
												332	A	Detroit Mercy	63 48
												332	H	Detroit Mercy	76 51
												340	A	UIC	66 60
												340	H	UIC	71 55
LAST 10 Division I															
				284	H	Oakland	73 65					332	H	Detroit Mercy	76 51
				199	H	Cleveland St.	61 57					284	H	Oakland	74 67
				257	H	Youngstown St.	59 54					120	H	Green Bay	65 60
				340	A	UIC	66 60					155	A	Wright St.	77 67
				74	A	IUPUI	53 60					182	A	Northern Ky.	37 61

Non-Div I Games: Wis.-Parkside 84 77

Milwaukee

■ Loss,
 ■ Non-Conf, S Site,
 ■ Home
 ■ Away
 N Neutral

Minnesota

Through Games Of March 3, 2020

Average RPI Win:	149	WON-LOST	WINNING	LAST 10	STRENGTH OF	OPP. STRENGTH	TEAM	ADJ.	CONF.	ADJ CONF.
Average RPI Loss:	48	RECORD	PCT. RANK	GAMES	SCHEDULE	OF SCHEDULE	RPI	RPI	RPI	RPI
DIV. I ONLY	15- 14	163	3-7	25	19	86	86	2	2	
DIV. I NON-CONF.	10- 1	20	0	79	160	26	26	2	2	
TOTALS	RPI 1-25	RPI 26-50	W-L RECORDS	RPI 51-100	RPI 101-150	RPI 150+				
15- 14	0- 9	3- 1	OVERALL	3- 2	3- 1	6- 1				
9- 8	0- 6	2- 1	HOME	2- 0	1- 1	4- 0				
6- 6	0- 3	1- 0	AWAY	1- 2	2- 0	2- 1				
0- 0	0- 0	0- 0	NEUTRAL	0- 0	0- 0	0- 0				
10- 1	0- 1	1- 0	NON-CONFERENCE	2- 0	2- 0	5- 0				
7- 1	0- 1	1- 0	HOME	1- 0	1- 0	4- 0				
3- 0	0- 0	0- 0	AWAY	1- 0	1- 0	1- 0				
0- 0	0- 0	0- 0	NEUTRAL	0- 0	0- 0	0- 0				
5- 13	0- 8	2- 1	CONFERENCE	1- 2	1- 1	1- 1				
2- 7	0- 5	1- 1	HOME	1- 0	0- 1	0- 0				
3- 6	0- 3	1- 0	AWAY	0- 2	1- 0	1- 1				
0- 0	0- 0	0- 0	NEUTRAL	0- 0	0- 0	0- 0				

RPI S	Opponent	Score	RPI S	Opponent	Score	RPI S	Opponent	Score	RPI S	Opponent	Score
3	H Maryland	44 99	30	H Arizona St.	80 66	79	H Montana St.	71 60	137	H Lehigh	77 49
7	H Northwestern	54 56	38	H Michigan	52 77	88	A Nebraska	58 72	144	A Wisconsin	73 64
9	H Missouri St.	69 77	42	H Rutgers	73 71	88	H Nebraska	67 61	144	H Wisconsin	62 72
12	A Iowa	82 90	46	A Purdue	72 59	92	A Michigan St.	54 66	148	A George Washington	83 50
12	H Iowa	75 76				100	A Notre Dame	75 67	165	H UC Davis	76 67
15	A Indiana	52 65							192	A Illinois	71 74
15	H Indiana	69 75							198	A American	70 53
22	A Ohio St.	76 99							214	A Penn St.	81 74
22	H Ohio St.	63 66							219	H Milwaukee	77 61
									306	H Vermont	90 58
									326	H Bryant	101 56
LAST 10 Division I											
3	H Maryland	44 99	38	H Michigan	52 77						
12	A Iowa	82 90	144	A Wisconsin	73 64						
15	H Indiana	69 75	42	H Rutgers	73 71						
92	A Michigan St.	54 66	88	H Nebraska	67 61						
22	A Ohio St.	76 99	15	A Indiana	52 65						

Non-Div I Games:

Minnesota

Loss, Non-Conf, S Site, H Home A Away N Neutral

Mississippi St.

Through Games Of March 3, 2020

Average RPI Win:	121	WON-LOST	WINNING	LAST 10	STRENGTH OF	OPP. STRENGTH	TEAM	ADJ.	CONF.	ADJ CONF.
Average RPI Loss:	31	RECORD	PCT. RANK	GAMES	SCHEDULE	OF SCHEDULE	RPI	RPI	RPI	RPI
DIV. I ONLY	25- 5	22	8-2	29	29	14	14	4	4	
DIV. I NON-CONF.	12- 2	28	0	33	57	12	12	5	5	
TOTALS	RPI 1-25	RPI 26-50	W-L RECORDS	RPI 51-100	RPI 101-150	RPI 150+				
25- 5	1- 3	5- 0	OVERALL	5- 2	5- 0	9- 0				
12- 2	1- 0	4- 0	HOME	1- 2	2- 0	4- 0				
9- 2	0- 2	1- 0	AWAY	2- 0	2- 0	4- 0				
4- 1	0- 1	0- 0	NEUTRAL	2- 0	1- 0	1- 0				
12- 2	0- 1	3- 0	NON-CONFERENCE	2- 1	1- 0	6- 0				
5- 1	0- 0	2- 0	HOME	0- 1	0- 0	3- 0				
3- 0	0- 0	1- 0	AWAY	0- 0	0- 0	2- 0				
4- 1	0- 1	0- 0	NEUTRAL	2- 0	1- 0	1- 0				
13- 3	1- 2	2- 0	CONFERENCE	3- 1	4- 0	3- 0				
7- 1	1- 0	2- 0	HOME	1- 1	2- 0	1- 0				
6- 2	0- 2	0- 0	AWAY	2- 0	2- 0	2- 0				
0- 0	0- 0	0- 0	NEUTRAL	0- 0	0- 0	0- 0				

RPI	S	Opponent	Score	RPI	S	Opponent	Score	RPI	S	Opponent	Score	RPI	S	Opponent	Score
1	A	South Carolina	79 81	28	A	Marquette	74 68	56	N	Virginia	72 59	110	A	Vanderbilt	68 52
8	N	Stanford	62 67	33	H	Arkansas	92 83	57	H	Alabama	64 66	113	A	Auburn	92 85
17	H	Texas A&M	69 57	34	H	LSU	64 60	58	A	Tennessee	72 55	113	H	Auburn	78 73
25	A	Kentucky	62 73	43	H	Troy	122 82	66	H	West Virginia	65 71	120	N	Green Bay	83 58
				48	H	UT Martin	82 46	68	N	South Fla.	86 61	134	H	Florida	93 47
								70	A	Georgia	73 66	157	A	Jackson St.	92 53
								70	H	Georgia	67 53	167	A	Missouri	79 64
												186	A	Louisiana	64 48
												202	H	Little Rock	89 50
												203	H	Southern Miss.	91 58
												204	N	San Francisco	73 38
												233	H	Murray St.	124 43
												285	A	Ole Miss	84 59
												285	H	Ole Miss	80 39
LAST 10 Division I															
285	A	Ole Miss	84 59	17	H	Texas A&M	69 57								
33	H	Arkansas	92 83	58	A	Tennessee	72 55								
57	H	Alabama	64 66	70	H	Georgia	67 53								
113	A	Auburn	92 85	113	H	Auburn	78 73								
25	A	Kentucky	62 73	285	H	Ole Miss	80 39								

Non-Div I Games:

Mississippi St.

■ Loss,
 ■ Non-Conf,
 ■ S Site,
 ■ H Home
 ■ A Away
 N Neutral

Mississippi Valley				Through Games of March 31, 1916						
Average RPI Win:	344	WON-LOST	WINNING	LAST 10	STRENGTH OF	OPP. STRENGTH	TEAM	ADJ.	CONF.	ADJ CONF.
Average RPI Loss:	249	RECORD	PCT. RANK	GAMES	SCHEDULE	OF SCHEDULE	RPI	RPI	RPI	RPI
DIV. I ONLY	2- 26	349	1-9	350	351	351	351	351	32	32
DIV. I NON-CONF.	1- 10	329	0	339	337	350	350	350	31	31
TOTALS	RPI 1-25	RPI 26-50	W-L RECORDS	RPI 51-100	RPI 101-150	RPI 150+				
2- 26	0- 0	0- 0	OVERALL	0- 0	0- 3	2- 23				
2- 10	0- 0	0- 0	HOME	0- 0	0- 1	2- 9				
0- 15	0- 0	0- 0	AWAY	0- 0	0- 2	0- 13				
0- 1	0- 0	0- 0	NEUTRAL	0- 0	0- 0	0- 1				
1- 10	0- 0	0- 0	NON-CONFERENCE	0- 0	0- 1	1- 9				
1- 2	0- 0	0- 0	HOME	0- 0	0- 0	1- 2				
0- 7	0- 0	0- 0	AWAY	0- 0	0- 1	0- 6				
0- 1	0- 0	0- 0	NEUTRAL	0- 0	0- 0	0- 1				
1- 16	0- 0	0- 0	CONFERENCE	0- 0	0- 2	1- 14				
1- 8	0- 0	0- 0	HOME	0- 0	0- 1	1- 7				
0- 8	0- 0	0- 0	AWAY	0- 0	0- 1	0- 7				
0- 0	0- 0	0- 0	NEUTRAL	0- 0	0- 0	0- 0				

[illegible]

Non-Div I Games:

Mississippi Val.

Loss, Non-Conf, S Site, H Home A Away N Neutral

RPI	S	Opponent	Score
347	H	Grambling	68 57
348	A	La.-Monroe	66 74

Mississippi Val.

a

l

.

M

i

s

s

i

s

s

i

p

p

i

v

a

l

.

M

i

s

s

i

s

s

i

p

p

i

v

a

l

.

Average RPI Win:	178	WON-LOST	WINNING	LAST 10	STRENGTH OF	OPP. STRENGTH	TEAM	ADJ.	CONF.	ADJ CONF.
Average RPI Loss:	77	RECORD	PCT. RANK	GAMES	SCHEDULE	OF SCHEDULE	RPI	RPI	RPI	RPI
DIV. I ONLY	8- 21	303	3-7	16	56	167	167	4	4	
DIV. I NON-CONF.	3- 10	282	0	48	118	239	239	5	5	
TOTALS	RPI 1-25	RPI 26-50	W-L RECORDS	RPI 51-100	RPI 101-150	RPI 150+				
8- 21	0- 6	1- 4	OVERALL	2- 4	1- 4	4- 3				
5- 10	0- 4	1- 1	HOME	1- 2	0- 2	3- 1				
3- 9	0- 2	0- 3	AWAY	1- 2	1- 1	1- 1				
0- 2	0- 0	0- 0	NEUTRAL	0- 0	0- 1	0- 1				
3- 10	0- 2	0- 1	NON-CONFERENCE	1- 2	0- 2	2- 3				
3- 4	0- 1	0- 0	HOME	1- 2	0- 0	2- 1				
0- 4	0- 1	0- 1	AWAY	0- 0	0- 1	0- 1				
0- 2	0- 0	0- 0	NEUTRAL	0- 0	0- 1	0- 1				
5- 11	0- 4	1- 3	CONFERENCE	1- 2	1- 2	2- 0				
2- 6	0- 3	1- 1	HOME	0- 0	0- 2	1- 0				
3- 5	0- 1	0- 2	AWAY	1- 2	1- 0	1- 0				
0- 0	0- 0	0- 0	NEUTRAL	0- 0	0- 0	0- 0				

RPI 1-25				RPI 26-50				RPI 51-100				RPI 101+ Team's RPI: 167			
RPI	S	Opponent	Score	RPI	S	Opponent	Score	RPI	S	Opponent	Score	RPI	S	Opponent	Score
1	H	South Carolina	45 78	29	A	South Dakota	56 72	57	A	Alabama	61 73	110	A	Vanderbilt	78 66
9	A	Missouri St.	72 79	33	A	Arkansas	73 90	58	A	Tennessee	66 77	113	H	Auburn	82 95
11	H	Princeton	33 68	33	H	Arkansas	81 85	70	A	Georgia	73 65	120	A	Green Bay	64 72
14	H	Mississippi St.	64 79	34	A	LSU	58 66	76	H	UNI	73 78	134	H	Florida	67 75
17	A	Texas A&M	53 72	34	H	LSU	69 65	88	H	Nebraska	85 90	139	N	North Carolina	69 82
25	H	Kentucky	47 62					94	H	Saint Louis	83 58	192	H	Illinois	51 58
												206	H	Western Ill.	97 89
												211	A	UMKC	56 59
												227	N	New Mexico	68 71
												285	A	Ole Miss	71 57
												285	H	Ole Miss	82 67
												337	H	SIUE	68 51
LAST 10 Division I															
57	A	Alabama	61 73	34	A	LSU	58 66								
113	H	Auburn	82 95	70	A	Georgia	73 65								
285	H	Ole Miss	82 67	33	H	Arkansas	81 85								
110	A	Vanderbilt	78 66	25	H	Kentucky	47 62								
134	H	Florida	67 75	17	A	Texas A&M	53 72								

Non-Div I Games:

Missouri

■ Loss,
 ■ Non-Conf, S Site,
 ■ Home
 ■ Away
 N Neutral

Average RPI Win: 134		WON-LOST	WINNING	LAST 10	STRENGTH OF	OPP. STRENGTH	TEAM	ADJ.	CONF.	ADJ CONF.
Average RPI Loss: 48		RECORD	PCT. RANK	GAMES	SCHEDULE	OF SCHEDULE	RPI	RPI	RPI	RPI
DIV. I ONLY		23- 4	17	9-1	42	75	9	9	8	8
DIV. I NON-CONF.		9- 2	37	0	17	20	5	5	7	7
TOTALS		RPI 1-25	RPI 26-50		W-L RECORDS		RPI 51-100	RPI 101-150		RPI 150+
23- 4	0- 2	5- 0		OVERALL		7- 1	2- 1		9- 0	
12- 0	0- 0	2- 0		HOME		3- 0	1- 0		6- 0	
11- 4	0- 2	3- 0		AWAY		4- 1	1- 1		3- 0	
0- 0	0- 0	0- 0		NEUTRAL		0- 0	0- 0		0- 0	
9- 2	0- 2	1- 0		NON-CONFERENCE		4- 0	0- 0		4- 0	
5- 0	0- 0	0- 0		HOME		1- 0	0- 0		4- 0	
4- 2	0- 2	1- 0		AWAY		3- 0	0- 0		0- 0	
0- 0	0- 0	0- 0		NEUTRAL		0- 0	0- 0		0- 0	
14- 2	0- 0	4- 0		CONFERENCE		3- 1	2- 1		5- 0	
7- 0	0- 0	2- 0		HOME		2- 0	1- 0		2- 0	
7- 2	0- 0	2- 0		AWAY		1- 1	1- 1		3- 0	
0- 0	0- 0	0- 0		NEUTRAL		0- 0	0- 0		0- 0	

RPI	S	Opponent	Score	RPI	S	Opponent	Score	RPI	S	Opponent	Score	RPI	S	Opponent	Score
10	A	Gonzaga	52 64	26	A	Drake	89 83	62	A	Illinois St.	66 78	103	A	Southern Ill.	68 70
18	A	Oregon St.	69 80	26	H	Drake	69 67	62	H	Illinois St.	87 74	103	H	Southern Ill.	88 57
				29	A	South Dakota	74 66	76	A	UNI	66 55	149	A	Valparaiso	81 68
				41	A	Bradley	69 66	76	H	UNI	80 66	161	A	Loyola Chicago	74 72
				41	H	Bradley	90 56	78	A	Oklahoma	96 90	167	H	Missouri	79 72
								80	H	A&M-Corpus Christi	79 51	170	H	Wichita St.	68 55
								86	A	Minnesota	77 69	195	H	Santa Clara	71 64
								96	A	Boise St.	72 69	211	H	UMKC	83 58
												274	A	Indiana St.	76 55
												274	H	Indiana St.	82 58
												331	A	Evansville	81 55
												331	H	Evansville	76 62
LAST 10 Division I															
41	A	Bradley	69 66	26	A	Drake	89 83	76	A	UNI	66 55				
62	A	Illinois St.	66 78	62	H	Illinois St.	87 74	41	H	Bradley	90 56				
274	H	Indiana St.	82 58	331	A	Evansville	76 62	331	A	Evansville	81 55				
331	H	Evansville	76 62												
103	H	Southern Ill.	88 57												

Non-Div I Games: William Jewell 111 39

Missouri St.

Average RPI Win: 272	WON-LOST	WINNING	LAST 10	STRENGTH OF	OPP. STRENGTH	TEAM	ADJ.	CONF.	ADJ CONF.
Average RPI Loss: 182	RECORD	PCT. RANK	GAMES	SCHEDULE	OF SCHEDULE	RPI	RPI	RPI	RPI
DIV. I ONLY	8- 19	292	3-7	257	263	297	297	24	24
DIV. I NON-CONF.	3- 6	235	0	121	201	183	183	25	25
TOTALS	RPI 1-25	RPI 26-50	W-L RECORDS	RPI 51-100	RPI 101-150	RPI 150+			
8- 19	0- 1	0- 1	OVERALL	0- 4	0- 1	8- 12			
4- 7	0- 0	0- 0	HOME	0- 1	0- 0	4- 6			
3- 12	0- 1	0- 1	AWAY	0- 3	0- 1	3- 6			
1- 0	0- 0	0- 0	NEUTRAL	0- 0	0- 0	1- 0			
3- 6	0- 1	0- 1	NON-CONFERENCE	0- 1	0- 1	3- 2			
1- 1	0- 0	0- 0	HOME	0- 0	0- 0	1- 1			
1- 5	0- 1	0- 1	AWAY	0- 1	0- 1	1- 1			
1- 0	0- 0	0- 0	NEUTRAL	0- 0	0- 0	1- 0			
5- 13	0- 0	0- 0	CONFERENCE	0- 3	0- 0	5- 10			
3- 6	0- 0	0- 0	HOME	0- 1	0- 0	3- 5			
2- 7	0- 0	0- 0	AWAY	0- 2	0- 0	2- 5			
0- 0	0- 0	0- 0	NEUTRAL	0- 0	0- 0	0- 0			

RPI S	Opponent	Score	RPI S	Opponent	Score	RPI S	Opponent	Score	RPI S	Opponent	Score	Team's RPI: 297
11	A Princeton	40 52	27	A Arizona	34 86	51	A Bucknell	37 71	112	A San Diego	49 57	
						54	A Marist	66 76	158	H Lafayette	52 44	
						54	H Marist	53 74	184	H Providence	52 68	
						91	A Rider	25 48	185	H Manhattan	62 60	
									189	A Quinnipiac	53 60	
									189	H Quinnipiac	45 52	
									232	A Fairfield	38 49	
									232	H Fairfield	39 40	
									249	A Iona	56 50	
									249	H Iona	33 36	
									266	A Loyola Maryland	48 64	
									280	A Siena	39 51	
									280	H Siena	49 43	
									282	A Niagara	61 62	
									282	H Niagara	70 73	
									319	A Albany (NY)	53 41	
									323	A Saint Peter's	81 67	
									323	H Saint Peter's	59 57	
									338	A Canisius	53 54	
									338	H Canisius	62 71	
									339	N Purdue Fort Wayne	60 46	
LAST 10 Division I												
280	H Siena	49 43	323	H Saint Peter's	59 57							
338	A Canisius	53 54	189	H Quinnipiac	45 52							
282	A Niagara	61 62	91	A Rider	25 48							
232	H Fairfield	39 40	54	H Marist	53 74							
249	A Iona	56 50	280	A Siena	39 51							

Non-Div I Games:

Monmouth

Average RPI Win:	224	WON-LOST	WINNING	LAST 10	STRENGTH OF	OPP. STRENGTH	TEAM	ADJ.	CONF.	ADJ CONF.
Average RPI Loss:	78	RECORD	PCT. RANK	GAMES	SCHEDULE	OF SCHEDULE	RPI	RPI	RPI	RPI
DIV. I ONLY	19- 6	33	10-0	175	177	79	79	18	18	
DIV. I NON-CONF.	2- 5	259	0	25	54	139	139	17	17	
TOTALS	RPI 1-25	RPI 26-50	W-L RECORDS	RPI 51-100	RPI 101-150	RPI 150+				
19- 6	0- 2	0- 0	OVERALL	0- 2	1- 1	18- 1				
10- 2	0- 1	0- 0	HOME	0- 0	0- 1	10- 0				
9- 2	0- 0	0- 0	AWAY	0- 2	1- 0	8- 0				
0- 2	0- 1	0- 0	NEUTRAL	0- 0	0- 0	0- 1				
2- 5	0- 2	0- 0	NON-CONFERENCE	0- 2	0- 0	2- 1				
1- 1	0- 1	0- 0	HOME	0- 0	0- 0	1- 0				
1- 2	0- 0	0- 0	AWAY	0- 2	0- 0	1- 0				
0- 2	0- 1	0- 0	NEUTRAL	0- 0	0- 0	0- 1				
17- 1	0- 0	0- 0	CONFERENCE	0- 0	1- 1	16- 0				
9- 1	0- 0	0- 0	HOME	0- 0	0- 1	9- 0				
8- 0	0- 0	0- 0	AWAY	0- 0	1- 0	7- 0				
0- 0	0- 0	0- 0	NEUTRAL	0- 0	0- 0	0- 0				

RPI 1-25				RPI 26-50				RPI 51-100 Team's RPI: 79				RPI 101+			
RPI	S	Opponent	Score	RPI	S	Opponent	Score	RPI	S	Opponent	Score	RPI	S	Opponent	Score
10	H	Gonzaga	55 70					69	A	South Dakota St.	50 60	115	A	Idaho	62 56
17	N	Texas A&M	67 78					86	A	Minnesota	60 71	115	H	Idaho	68 69
												159	A	Montana	66 61
												159	H	Montana	92 78
												160	A	Idaho St.	74 55
												160	H	Idaho St.	67 59
												162	A	Northern Ariz.	72 64
												162	H	Northern Ariz.	73 71
												165	H	UC Davis	77 65
												170	N	Wichita St.	64 66
												176	H	Southern Utah	91 65
												223	A	Portland St.	73 62
												223	H	Portland St.	98 67
												224	H	Northern Colo.	91 58
												303	A	Sacramento St.	85 48
												303	H	Sacramento St.	113 69
												308	A	Eastern Wash.	89 85
												308	H	Eastern Wash.	79 47
												309	A	Seattle U	73 65
												322	A	Weber St.	102 67
												322	H	Weber St.	81 52
LAST 10 Division I															
162	H	Northern Ariz.	73 71	160	A	Idaho St.	74 55								
303	H	Sacramento St.	113 69	308	H	Eastern Wash.	79 47								
159	H	Montana	92 78	115	A	Idaho	62 56								
223	H	Portland St.	98 67	159	A	Montana	66 61								
322	A	Weber St.	102 67	160	H	Idaho St.	67 59								

Non-Div I Games: Carroll (MT) 67 33 Mont. St.-Northern 93 34

Montana St.

Average RPI Win: 284		WON-LOST	WINNING	LAST 10	STRENGTH OF	OPP. STRENGTH	TEAM	ADJ.	CONF.	ADJ CONF.
Average RPI Loss: 152		RECORD	PCT. RANK	GAMES	SCHEDULE	OF SCHEDULE	RPI	RPI	RPI	RPI
DIV. I ONLY		8- 20	294	2-8	183	251	281	281	20	20
DIV. I NON-CONF.		2- 8	295	0	59	161	248	248	23	23
TOTALS		RPI 1-25	RPI 26-50	W-L RECORDS	RPI 51-100	RPI 101-150	RPI 150+			
8- 20	0- 2		0- 2	OVERALL	0- 3	0- 2	8- 11			
5- 8	0- 0		0- 1	HOME	0- 1	0- 1	5- 5			
3- 12	0- 2		0- 1	AWAY	0- 2	0- 1	3- 6			
0- 0	0- 0		0- 0	NEUTRAL	0- 0	0- 0	0- 0			
2- 8	0- 2		0- 1	NON-CONFERENCE	0- 1	0- 1	2- 3			
2- 2	0- 0		0- 0	HOME	0- 0	0- 0	2- 2			
0- 6	0- 2		0- 1	AWAY	0- 1	0- 1	0- 1			
0- 0	0- 0		0- 0	NEUTRAL	0- 0	0- 0	0- 0			
6- 12	0- 0		0- 1	CONFERENCE	0- 2	0- 1	6- 8			
3- 6	0- 0		0- 1	HOME	0- 1	0- 1	3- 3			
3- 6	0- 0		0- 0	AWAY	0- 1	0- 0	3- 5			
0- 0	0- 0		0- 0	NEUTRAL	0- 0	0- 0	0- 0			

RPI 1-25					
RPI	S	Opponent	Score		
4	A	Baylor	47	94	
25	A	Kentucky	54	79	

RPI 26-50					
RPI	S	Opponent	Score		
48	H	UT Martin	64	82	
49	A	Dayton	41	58	

RPI 51-100					
RPI	S	Opponent	Score		
55	A	Belmont	62	71	
55	H	Belmont	56	63	
92	A	Michigan St.	48	93	

RPI 101+					
RPI	S	Opponent	Score		
111	H	Southeast Mo. St.	61	67	
149	A	Valparaiso	53	55	
154	H	N.C. A&T	56	74	
168	A	Austin Peay	65	70	
190	H	Radford	73	62	
208	A	Eastern Ill.	62	67	
208	H	Eastern Ill.	51	57	
210	A	Tennessee Tech	75	82	
210	H	Tennessee Tech	55	75	
226	H	Stetson	55	58	
233	A	Murray St.	75	83	
235	A	Jacksonville St.	69	55	
235	H	Jacksonville St.	67	48	
256	A	Bowling Green	65	79	
275	H	Saint Francis (PA)	65	54	
286	A	Eastern Ky.	58	64	
286	H	Eastern Ky.	47	68	
333	A	Tennessee St.	84	47	
333	H	Tennessee St.	69	60	
337	A	SIUE	63	55	
337	H	SIUE	75	69	

EAST 10 Division I					
RPI	S	Opponent	Score		
286	A	Eastern Ky.	58	64	
168	A	Austin Peay	65	70	
333	H	Tennessee St.	69	60	
55	H	Belmont	56	63	
233	A	Murray St.	75	83	

EAST 10 Division II					
RPI	S	Opponent	Score		
286	H	Eastern Ky.	47	68	
208	A	Eastern Ill.	62	67	
337	A	SIUE	63	55	
48	H	UT Martin	64	82	
111	H	Southeast Mo. St.	61	67	

Non-Div I Games:	Asbury	107	55	Midway	107	55
------------------	--------	-----	----	--------	-----	----

Morehead St.

Loss, Non-Conf, S Site, H Home A Away N Neutral

Average RPI Win:	291	WON-LOST	WINNING	LAST 10	STRENGTH OF	OPP. STRENGTH	TEAM	ADJ.	CONF.	ADJ CONF.
Average RPI Loss:	192	RECORD	PCT. RANK	GAMES	SCHEDULE	OF SCHEDULE	RPI	RPI	RPI	RPI
DIV. I ONLY	13- 13	173	8-2	346	296	243	243	29	29	
DIV. I NON-CONF.	2- 9	304	0	260	204	303	303	29	29	
TOTALS	RPI 1-25	RPI 26-50	W-L RECORDS	RPI 51-100	RPI 101-150	RPI 150+				
13- 13	0- 0	0- 2	OVERALL	0- 2	0- 1	13- 8				
7- 1	0- 0	0- 0	HOME	0- 0	0- 0	7- 1				
6- 10	0- 0	0- 2	AWAY	0- 1	0- 1	6- 6				
0- 2	0- 0	0- 0	NEUTRAL	0- 1	0- 0	0- 1				
2- 9	0- 0	0- 2	NON-CONFERENCE	0- 2	0- 0	2- 5				
1- 0	0- 0	0- 0	HOME	0- 0	0- 0	1- 0				
1- 7	0- 0	0- 2	AWAY	0- 1	0- 0	1- 4				
0- 2	0- 0	0- 0	NEUTRAL	0- 1	0- 0	0- 1				
11- 4	0- 0	0- 0	CONFERENCE	0- 0	0- 1	11- 3				
6- 1	0- 0	0- 0	HOME	0- 0	0- 0	6- 1				
5- 3	0- 0	0- 0	AWAY	0- 0	0- 1	5- 2				
0- 0	0- 0	0- 0	NEUTRAL	0- 0	0- 0	0- 0				

RPI 1-25			RPI 26-50			RPI 51-100			RPI 101+ Team's RPI: 243		
RPI	S	Opponent	Score	RPI	S	Opponent	Score	RPI	S	Opponent	Score
				28	A	Marquette	48 70	81	N	Stony Brook	56 63
				38	A	Michigan	48 80	88	A	Nebraska	55 78
LAST 10 Division I											
				334	H	Coppin St.	68 42	314	H	UMES	61 71
				277	H	Delaware St.	61 41	265	A	Howard	68 52
				350	A	South Carolina St.	60 47	314	A	UMES	55 44
				156	A	Norfolk St.	57 64	334	A	Coppin St.	47 42
				305	H	N.C. Central	86 79	154	H	N.C. A&T	42 38
								350	A	Florida A&M	59 47
								350	H	South Carolina St.	60 47
								350	H	South Carolina St.	77 47

Non-Div I Games: Washington Adventist 84 52 Notre Dame (MD) 113 34

Morgan St.

Loss, Non-Conf, S Site, H Home A Away N Neutral

Mt. St. Mary's

Through Games Of March 3, 2020

Average RPI Win:	273	WON-LOST	WINNING	LAST 10	STRENGTH OF	OPP. STRENGTH	TEAM	ADJ.	CONF.	ADJ CONF.
Average RPI Loss:	147	RECORD	PCT. RANK	GAMES	SCHEDULE	OF SCHEDULE	RPI	RPI	RPI	RPI
DIV. I ONLY	18- 10	88	9-1	234	297	141	141	30	30	
DIV. I NON-CONF.	4- 7	225	0	109	112	176	176	30	30	
TOTALS	RPI 1-25	RPI 26-50	W-L RECORDS	RPI 51-100	RPI 101-150	RPI 150+				
18- 10	0- 3	0- 0	OVERALL	0- 0	2- 3	16- 4				
8- 3	0- 0	0- 0	HOME	0- 0	0- 2	8- 1				
9- 6	0- 3	0- 0	AWAY	0- 0	1- 0	8- 3				
1- 1	0- 0	0- 0	NEUTRAL	0- 0	1- 1	0- 0				
4- 7	0- 3	0- 0	NON-CONFERENCE	0- 0	1- 2	3- 2				
2- 1	0- 0	0- 0	HOME	0- 0	0- 1	2- 0				
1- 5	0- 3	0- 0	AWAY	0- 0	0- 0	1- 2				
1- 1	0- 0	0- 0	NEUTRAL	0- 0	1- 1	0- 0				
14- 3	0- 0	0- 0	CONFERENCE	0- 0	1- 1	13- 2				
6- 2	0- 0	0- 0	HOME	0- 0	0- 1	6- 1				
8- 1	0- 0	0- 0	AWAY	0- 0	1- 0	7- 1				
0- 0	0- 0	0- 0	NEUTRAL	0- 0	0- 0	0- 0				

RPI 1-25				RPI 26-50				RPI 51-100				RPI 101+ Team's RPI: 141			
RPI	S	Opponent	Score	RPI	S	Opponent	Score	RPI	S	Opponent	Score	RPI	S	Opponent	Score
15	A	Indiana	52 75									117	A	Robert Morris	62 59
23	A	Old Dominion	34 85									117	H	Robert Morris	52 57
25	A	Kentucky	44 67									121	N	Richmond	75 67
												137	H	Lehigh	65 66
												146	N	Hampton	60 68
												181	A	Merrimack	55 76
												181	H	Merrimack	62 53
												183	A	Towson	57 73
												190	A	Radford	75 58
												266	H	Loyola Maryland	81 75
												275	A	Saint Francis (PA)	66 55
												275	H	Saint Francis (PA)	68 44
												293	H	UMBC	71 61
												299	A	Wagner	67 52
												299	H	Wagner	78 63
												302	A	Sacred Heart	67 58
												314	A	UMES	76 78
												315	A	St. Francis Brooklyn	67 62
												315	H	St. Francis Brooklyn	69 60
												317	A	Fairleigh Dickinson	69 61
												326	A	Bryant	76 70
												326	H	Bryant	67 72
												335	A	LIU Brooklyn	77 57
												335	H	LIU Brooklyn	75 57
												346	H	Central Conn. St.	72 64
LAST 10 Division I															
				117	H	Robert Morris	52 57					275	H	Saint Francis (PA)	68 44
				275	A	Saint Francis (PA)	66 55					335	A	LIU Brooklyn	77 57
				181	H	Merrimack	62 53					315	A	St. Francis Brooklyn	67 62
				117	A	Robert Morris	62 59					302	A	Sacred Heart	67 58
				299	A	Wagner	67 52					317	A	Fairleigh Dickinson	69 61

Non-Div I Games: Frostburg St. 94 40

Mt. St. Mary's

Loss, Non-Conf, S Site, H Home A Away N Neutral

Average RPI Win:	280	WON-LOST	WINNING	LAST 10	STRENGTH OF	OPP. STRENGTH	TEAM	ADJ.	CONF.	ADJ CONF.
Average RPI Loss:	129	RECORD	PCT. RANK	GAMES	SCHEDULE	OF SCHEDULE	RPI	RPI	RPI	RPI
DIV. I ONLY	12- 15	205	5-5	267	216	233	233	20	20	
DIV. I NON-CONF.	5- 4	140	0	313	110	187	187	23	23	
TOTALS	RPI 1-25	RPI 26-50	W-L RECORDS	RPI 51-100	RPI 101-150	RPI 150+				
12- 15	0- 2	0- 2	OVERALL	0- 2	1- 2	11- 7				
8- 4	0- 0	0- 1	HOME	0- 1	1- 0	7- 2				
4- 11	0- 2	0- 1	AWAY	0- 1	0- 2	4- 5				
0- 0	0- 0	0- 0	NEUTRAL	0- 0	0- 0	0- 0				
5- 4	0- 2	0- 0	NON-CONFERENCE	0- 0	0- 1	5- 1				
2- 1	0- 0	0- 0	HOME	0- 0	0- 0	2- 1				
3- 3	0- 2	0- 0	AWAY	0- 0	0- 1	3- 0				
0- 0	0- 0	0- 0	NEUTRAL	0- 0	0- 0	0- 0				
7- 11	0- 0	0- 2	CONFERENCE	0- 2	1- 1	6- 6				
6- 3	0- 0	0- 1	HOME	0- 1	1- 0	5- 1				
1- 8	0- 0	0- 1	AWAY	0- 1	0- 1	1- 5				
0- 0	0- 0	0- 0	NEUTRAL	0- 0	0- 0	0- 0				

RPI 1-25				RPI 26-50				RPI 51-100				RPI 101+ Team's RPI: 233			
RPI	S	Opponent	Score	RPI	S	Opponent	Score	RPI	S	Opponent	Score	RPI	S	Opponent	Score
5	A	Louisville	40 76	48	A	UT Martin	56 98	55	A	Belmont	53 70	103	A	Southern Ill.	66 76
14	A	Mississippi St.	43 124	48	H	UT Martin	64 89	55	H	Belmont	56 86	111	A	Southeast Mo. St.	73 88
												111	H	Southeast Mo. St.	70 62
												168	A	Austin Peay	61 69
												168	H	Austin Peay	60 88
												169	H	Samford	56 84
												208	A	Eastern Ill.	46 66
												208	H	Eastern Ill.	92 87
												210	A	Tennessee Tech	72 77
												235	A	Jacksonville St.	51 68
												254	H	Arkansas St.	77 62
												255	A	Lipscomb	67 57
												274	H	Indiana St.	70 62
												281	H	Morehead St.	83 75
												286	H	Eastern Ky.	66 65
												331	A	Evansville	61 59
												333	A	Tennessee St.	81 96
												333	H	Tennessee St.	100 62
												337	A	SIUE	70 61
												337	H	SIUE	74 60
												351	A	Mississippi Val.	72 66
LAST 10 Division I															
				168	H	Austin Peay	60 88	168	A	Austin Peay	61 69				
				286	H	Eastern Ky.	66 65	333	A	Tennessee St.	81 96				
				337	A	SIUE	70 61	55	A	Belmont	53 70				
				208	A	Eastern Ill.	46 66	337	H	SIUE	74 60				
				281	H	Morehead St.	83 75	208	H	Eastern Ill.	92 87				

Non-Div I Games: Cumberland (TN) 93 60 Christian Bros. 95 59

Murray St.

Loss, Non-Conf, S Site, H Home A Away N Neutral

Average RPI Win:	271	WON-LOST	WINNING	LAST 10	STRENGTH OF	OPP. STRENGTH	TEAM	ADJ.	CONF.	ADJ CONF.
Average RPI Loss:	138	RECORD	PCT. RANK	GAMES	SCHEDULE	OF SCHEDULE	RPI	RPI	RPI	RPI
DIV. I ONLY	17- 8	68	7-3	326	266	154	154	29	29	
DIV. I NON-CONF.	6- 4	123	0	178	58	93	93	29	29	
TOTALS	RPI 1-25	RPI 26-50	W-L RECORDS	RPI 51-100	RPI 101-150	RPI 150+				
17- 8	0- 1	0- 0	OVERALL	1- 2	1- 2	15- 3				
8- 2	0- 0	0- 0	HOME	0- 0	1- 1	7- 1				
8- 5	0- 1	0- 0	AWAY	1- 1	0- 1	7- 2				
1- 1	0- 0	0- 0	NEUTRAL	0- 1	0- 0	1- 0				
6- 4	0- 1	0- 0	NON-CONFERENCE	1- 2	1- 0	4- 1				
2- 0	0- 0	0- 0	HOME	0- 0	1- 0	1- 0				
3- 3	0- 1	0- 0	AWAY	1- 1	0- 0	2- 1				
1- 1	0- 0	0- 0	NEUTRAL	0- 1	0- 0	1- 0				
11- 4	0- 0	0- 0	CONFERENCE	0- 0	0- 2	11- 2				
6- 2	0- 0	0- 0	HOME	0- 0	0- 1	6- 1				
5- 2	0- 0	0- 0	AWAY	0- 0	0- 1	5- 1				
0- 0	0- 0	0- 0	NEUTRAL	0- 0	0- 0	0- 0				

RPI 1-25				RPI 26-50				RPI 51-100				RPI 101+ Team's RPI: 154			
RPI	S	Opponent	Score	RPI	S	Opponent	Score	RPI	S	Opponent	Score	RPI	S	Opponent	Score
21	A	NC State	44 80					70	A	Georgia	54 72	106	A	Bethune-Cookman	50 70
								97	A	VCU	69 58	106	H	Bethune-Cookman	58 69
								98	N	Miami (FL)	67 68	136	H	UNC Greensboro	57 48
												153	A	Akron	52 64
												156	H	Norfolk St.	53 39
												228	A	Clemson	82 74
												243	A	Morgan St.	38 42
												254	N	Arkansas St.	55 50
												265	H	Howard	60 55
												277	A	Delaware St.	69 45
												277	H	Delaware St.	58 53
												281	A	Morehead St.	74 56
												289	H	ETSU	80 69
												305	H	N.C. Central	80 86
												314	A	UMES	67 31
												314	H	UMES	72 57
												334	A	Coppin St.	84 38
												341	A	Florida A&M	66 49
												341	H	Florida A&M	71 44
												350	A	South Carolina St.	63 47
												350	H	South Carolina St.	66 55
LAST 10 Division I															
350	A	South Carolina St.	63 47	106	A	Bethune-Cookman	50 70								
314	H	UMES	72 57	350	H	South Carolina St.	66 55								
265	H	Howard	60 55	156	H	Norfolk St.	53 39								
305	H	N.C. Central	80 86	277	H	Delaware St.	58 53								
341	A	Florida A&M	66 49	106	H	Bethune-Cookman	58 69								

Non-Div I Games: Saint Augustine's 75 44 Johnson & Wales (NC121 61

N.C. A&T

Loss, Non-Conf, S Site, H Home A Away N Neutral

WON-LOST				STRENGTH OF		OPP. STRENGTH		TEAM		CONF.		ADJ CONF.	
Average RPI Win:	290	WON-LOST	WINNING	LAST 10	SCHEDULE	OF SCHEDULE	RPI	ADJ. RPI	RPI	RPI	RPI	RPI	RPI
Average RPI Loss:	201	RECORD	PCT. RANK	GAMES									
DIV. I ONLY	10- 16	241	6-4	341	302	305	305	29	29				
DIV. I NON-CONF.	2- 9	304	0	265	216	317	317	29	29				
TOTALS	RPI 1-25		RPI 26-50		W-L RECORDS		RPI 51-100		RPI 101-150		RPI 150+		
10- 16	0- 1		0- 0		OVERALL		0- 0		1- 4		9- 11		
5- 6	0- 0		0- 0		HOME		0- 0		1- 1		4- 5		
5- 9	0- 1		0- 0		AWAY		0- 0		0- 3		5- 5		
0- 1	0- 0		0- 0		NEUTRAL		0- 0		0- 0		0- 1		
2- 9	0- 1		0- 0		NON-CONFERENCE		0- 0		1- 2		1- 6		
1- 3	0- 0		0- 0		HOME		0- 0		1- 0		0- 3		
1- 5	0- 1		0- 0		AWAY		0- 0		0- 2		1- 2		
0- 1	0- 0		0- 0		NEUTRAL		0- 0		0- 0		0- 1		
8- 7	0- 0		0- 0		CONFERENCE		0- 0		0- 2		8- 5		
4- 3	0- 0		0- 0		HOME		0- 0		0- 1		4- 2		
4- 4	0- 0		0- 0		AWAY		0- 0		0- 1		4- 3		
0- 0	0- 0		0- 0		NEUTRAL		0- 0		0- 0		0- 0		

[illegible]

Non-Div I Games:	Lincoln (PA)	53	68	Washington Adventis	83	48
------------------	--------------	----	----	---------------------	----	----

N.C. Central

Loss, Non-Conf, S Site, H Home A Away N Neutral

Average RPI Win:	133	WON-LOST	WINNING	LAST 10	STRENGTH OF	OPP. STRENGTH	TEAM	ADJ.	CONF.	ADJ CONF.
Average RPI Loss:	60	RECORD	PCT. RANK	GAMES	SCHEDULE	OF SCHEDULE	RPI	RPI	RPI	RPI
DIV. I ONLY	25- 4	13	7-3	78	37	21	21	5	5	
DIV. I NON-CONF.	11- 0	1	0	166	90	16	16	4	4	
TOTALS	RPI 1-25	RPI 26-50	W-L RECORDS	RPI 51-100	RPI 101-150	RPI 150+				
25- 4	2- 2	4- 0	OVERALL	5- 1	3- 1	11- 0				
13- 3	1- 2	2- 0	HOME	1- 1	3- 0	6- 0				
10- 1	1- 0	1- 0	AWAY	4- 0	0- 1	4- 0				
2- 0	0- 0	1- 0	NEUTRAL	0- 0	0- 0	1- 0				
11- 0	1- 0	1- 0	NON-CONFERENCE	0- 0	0- 0	9- 0				
7- 0	1- 0	0- 0	HOME	0- 0	0- 0	6- 0				
2- 0	0- 0	0- 0	AWAY	0- 0	0- 0	2- 0				
2- 0	0- 0	1- 0	NEUTRAL	0- 0	0- 0	1- 0				
14- 4	1- 2	3- 0	CONFERENCE	5- 1	3- 1	2- 0				
6- 3	0- 2	2- 0	HOME	1- 1	3- 0	0- 0				
8- 1	1- 0	1- 0	AWAY	4- 0	0- 1	2- 0				
0- 0	0- 0	0- 0	NEUTRAL	0- 0	0- 0	0- 0				

RPI 1-25				Team's RPI: 21		RPI 26-50				RPI 51-100				RPI 101+					
RPI	S	Opponent	Score		RPI	S	Opponent	Score		RPI	S	Opponent	Score		RPI	S	Opponent	Score	
3	H	Maryland	66	59	32	A	Virginia Tech	71	59	56	A	Virginia	75	64	104	H	Syracuse	69	60
5	H	Louisville	59	66	32	H	Virginia Tech	76	69	56	H	Virginia	80	60	128	H	Wake Forest	59	45
24	A	Duke	63	60	39	H	Florida St.	68	51	65	A	Boston College	72	54	139	A	North Carolina	60	66
24	H	Duke	65	70	44	N	Texas	84	73	72	H	Georgia Tech	61	65	139	H	North Carolina	76	68
										98	A	Miami (FL)	50	48	154	H	N.C. A&T	80	44
										100	A	Notre Dame	90	56	173	H	Maine	62	34
															177	H	Elon	62	49
															191	H	Chattanooga	74	38
															197	A	Saint Mary's (CA)	87	70
															207	A	Hawaii	68	59
															228	A	Clemson	79	60
															247	N	North Texas	76	65
															263	H	Lamar University	81	40
															271	H	UNCW	80	40
															290	A	Pittsburgh	88	44
LAST 10 Division I																			
56	A	Virginia	75	64	5	H	Louisville	59	66	32	A	Virginia Tech	71	59					
104	H	Syracuse	69	60	24	A	Duke	63	60	24	A	Duke	63	60					
24	H	Duke	65	70	98	A	Miami (FL)	50	48	228	A	Clemson	79	60					
72	H	Georgia Tech	61	65	139	H	North Carolina	76	68										

Non-Div I Games:

NC State

■ Loss,
 ■ Non-Conf, S Site,
 ■ Home
 ■ Away
 N Neutral

**N
J
I
T**

N
J
I
T

Non-Div I Games:

Average RPI Win: 221	WON-LOST	WINNING	LAST 10	STRENGTH OF	OPP. STRENGTH	TEAM	ADJ.	CONF.	ADJ CONF.
Average RPI Loss: 172	RECORD	PCT. RANK	GAMES	SCHEDULE	OF SCHEDULE	RPI	RPI	RPI	RPI
DIV. I ONLY	6- 21	314	1-9	235	175	318	318	15	15
DIV. I NON-CONF.	4- 6	212	0	327	233	293	293	15	15
TOTALS	RPI 1-25	RPI 26-50	W-L RECORDS	RPI 51-100	RPI 101-150	RPI 150+			
6- 21	0- 0	0- 0	OVERALL	0- 2	1- 8	5- 11			
5- 8	0- 0	0- 0	HOME	0- 1	1- 3	4- 4			
1- 13	0- 0	0- 0	AWAY	0- 1	0- 5	1- 7			
0- 0	0- 0	0- 0	NEUTRAL	0- 0	0- 0	0- 0			
4- 6	0- 0	0- 0	NON-CONFERENCE	0- 0	0- 1	4- 5			
3- 1	0- 0	0- 0	HOME	0- 0	0- 0	3- 1			
1- 5	0- 0	0- 0	AWAY	0- 0	0- 1	1- 4			
0- 0	0- 0	0- 0	NEUTRAL	0- 0	0- 0	0- 0			
2- 15	0- 0	0- 0	CONFERENCE	0- 2	1- 7	1- 6			
2- 7	0- 0	0- 0	HOME	0- 1	1- 3	1- 3			
0- 8	0- 0	0- 0	AWAY	0- 1	0- 4	0- 3			
0- 0	0- 0	0- 0	NEUTRAL	0- 0	0- 0	0- 0			

RPI S	Opponent	Score	RPI S	Opponent	Score	RPI S	Opponent	Score	RPI S	Opponent	Score	Team's RPI: 318
						51	A Bucknell	65 75	101	A Colgate	55 80	
						51	H Bucknell	34 61	101	H Colgate	53 65	
									123	A Holy Cross	43 57	
									123	H Holy Cross	49 58	
									130	A Boston U.	56 71	
									130	H Boston U.	46 41	
									137	A Lehigh	40 70	
									137	H Lehigh	53 60	
									139	A North Carolina	40 80	
									158	A Lafayette	52 79	
									158	H Lafayette	59 62	
									173	A Maine	41 46	
									196	H La Salle	61 46	
									198	H American	40 48	
									225	H Kennesaw St.	82 62	
									228	A Clemson	65 52	
									230	A Saint Joseph's	40 49	
									232	A Fairfield	52 66	
									248	H George Mason	58 67	
									266	A Loyola Maryland	54 64	
									266	H Loyola Maryland	44 50	
									270	H Air Force	67 59	
									279	A Army West Point	52 62	
									279	H Army West Point	57 45	
									306	A Vermont	56 64	
LAST 10 Division I												
			158	H Lafayette	59 62	51	A Bucknell	65 75				
			266	A Loyola Maryland	54 64	101	H Colgate	53 65				
			279	A Army West Point	52 62	266	H Loyola Maryland	44 50				
			198	H American	40 48	123	A Holy Cross	43 57				
			130	A Boston U.	56 71	279	H Army West Point	57 45				

Non-Div I Games: Stevenson 70 36

Navy

■ Loss,
 ■ Non-Conf,
 ■ S Site,
 ■ Home
 ■ A Away
 N Neutral

Nebraska

Through Games Of March 3, 2020

Average RPI Win:	170	WON-LOST	WINNING	LAST 10	STRENGTH OF	OPP. STRENGTH	TEAM	ADJ.	CONF.	ADJ CONF.
Average RPI Loss:	34	RECORD	PCT. RANK	GAMES	SCHEDULE	OF SCHEDULE	RPI	RPI	RPI	RPI
DIV. I ONLY	17- 12	130	3-7	58	25	88	88	2	2	
DIV. I NON-CONF.	10- 1	20	0	232	221	70	70	2	2	
TOTALS	RPI 1-25	RPI 26-50	W-L RECORDS	RPI 51-100	RPI 101-150	RPI 150+				
17- 12	2- 7	1- 3	OVERALL	2- 2	2- 0	10- 0				
13- 4	2- 2	1- 2	HOME	1- 0	1- 0	8- 0				
2- 8	0- 5	0- 1	AWAY	0- 2	1- 0	1- 0				
2- 0	0- 0	0- 0	NEUTRAL	1- 0	0- 0	1- 0				
10- 1	1- 0	0- 1	NON-CONFERENCE	1- 0	0- 0	8- 0				
7- 1	1- 0	0- 1	HOME	0- 0	0- 0	6- 0				
1- 0	0- 0	0- 0	AWAY	0- 0	0- 0	1- 0				
2- 0	0- 0	0- 0	NEUTRAL	1- 0	0- 0	1- 0				
7- 11	1- 7	1- 2	CONFERENCE	1- 2	2- 0	2- 0				
6- 3	1- 2	1- 1	HOME	1- 0	1- 0	2- 0				
1- 8	0- 5	0- 1	AWAY	0- 2	1- 0	0- 0				
0- 0	0- 0	0- 0	NEUTRAL	0- 0	0- 0	0- 0				

RPI 1-25				RPI 26-50				RPI 51-100				Team's RPI: 88		RPI 101+			
RPI	S	Opponent	Score	RPI	S	Opponent	Score	RPI	S	Opponent	Score			RPI	S	Opponent	Score
3	A	Maryland	69 87	38	H	Michigan	74 71	85	N	Southern California	67 54			144	A	Wisconsin	72 71
7	A	Northwestern	56 60	42	A	Rutgers	65 69	86	A	Minnesota	61 67			144	H	Wisconsin	65 50
12	A	Iowa	60 76	45	H	Creighton	74 79	86	H	Minnesota	72 58			167	A	Missouri	90 85
12	H	Iowa	78 69	46	H	Purdue	68 76	92	A	Michigan St.	70 78			185	H	Manhattan	71 51
15	A	Indiana	53 81											192	H	Illinois	80 58
15	H	Indiana	53 57											214	H	Penn St.	75 58
22	A	Ohio St.	52 65											217	H	Oral Roberts	77 67
22	H	Ohio St.	74 80											242	H	Alabama A&M	68 46
24	H	Duke	83 79											243	H	Morgan St.	78 55
														253	H	Southern U.	73 39
														302	N	Sacred Heart	72 49
														337	H	SIUE	63 49
LAST 10 Division I																	
				15	A	Indiana	53 81	15	H	Indiana	53 57						
				192	H	Illinois	80 58	12	A	Iowa	60 76						
				22	A	Ohio St.	52 65	22	H	Ohio St.	74 80						
				7	A	Northwestern	56 60	86	A	Minnesota	61 67						
				214	H	Penn St.	75 58	144	A	Wisconsin	72 71						

Non-Div I Games:

Nebraska

■ Loss,
 ■ Non-Conf, S Site,
 ■ Home
 ■ Away
 N Neutral

Nevada

Through Games Of March 3, 2020

Average RPI Win: 261	WON-LOST	WINNING	LAST 10	STRENGTH OF	OPP. STRENGTH	TEAM	ADJ.	CONF.	ADJ CONF.
Average RPI Loss: 159	RECORD	PCT. RANK	GAMES	SCHEDULE	OF SCHEDULE	RPI	RPI	RPI	RPI
DIV. I ONLY	14- 16	191	5-5	255	218	231	231	17	17
DIV. I NON-CONF.	6- 4	123	0	318	268	219	219	19	19
TOTALS	RPI 1-25	RPI 26-50	W-L RECORDS	RPI 51-100	RPI 101-150	RPI 150+			
14- 16	0- 0	0- 0	OVERALL	0- 6	1- 2	13- 8			
9- 5	0- 0	0- 0	HOME	0- 2	0- 1	9- 2			
3- 10	0- 0	0- 0	AWAY	0- 3	1- 1	2- 6			
2- 1	0- 0	0- 0	NEUTRAL	0- 1	0- 0	2- 0			
6- 4	0- 0	0- 0	NON-CONFERENCE	0- 2	0- 1	6- 1			
4- 1	0- 0	0- 0	HOME	0- 1	0- 0	4- 0			
1- 3	0- 0	0- 0	AWAY	0- 1	0- 1	1- 1			
1- 0	0- 0	0- 0	NEUTRAL	0- 0	0- 0	1- 0			
8- 12	0- 0	0- 0	CONFERENCE	0- 4	1- 1	7- 7			
5- 4	0- 0	0- 0	HOME	0- 1	0- 1	5- 2			
2- 7	0- 0	0- 0	AWAY	0- 2	1- 0	1- 5			
1- 1	0- 0	0- 0	NEUTRAL	0- 1	0- 0	1- 0			

RPI S	Opponent	Score	RPI S	Opponent	Score	RPI S	Opponent	Score	RPI S	Opponent	Score	Team's RPI: 231
						61	A Fresno St.	58 69	114	A Utah	62 68	
						61	N Fresno St.	71 75	147	A San Jose St.	80 76	
						85	A Southern California	47 50	147	H San Jose St.	70 72	
						95	H SFA	65 80	163	A Wyoming	59 83	
						96	A Boise St.	40 54	163	H Wyoming	79 84	
						96	H Boise St.	72 83	197	H Saint Mary's (CA)	78 72	
									220	A UNLV	64 66	
									220	H UNLV	62 59	
									223	A Portland St.	75 80	
									227	A New Mexico	67 87	
									227	H New Mexico	86 78	
									227	N New Mexico	74 64	
									239	A San Diego St.	68 81	
									239	H San Diego St.	70 69	
									270	A Air Force	71 67	
									270	H Air Force	61 68	
									278	H Utah St.	69 60	
									288	A Colorado St.	70 75	
									288	H Colorado St.	74 63	
									295	A Utah Valley	60 57	
									298	N UTRGV	62 57	
									303	H Sacramento St.	83 72	
									310	H Cal Poly	71 40	
									349	H Chicago St.	80 60	
LAST 10 Division I												
			61	N Fresno St.	71 75	227	H New Mexico	86 78				
			227	N New Mexico	74 64	220	H UNLV	62 59				
			239	A San Diego St.	68 81	147	A San Jose St.	80 76				
			163	H Wyoming	79 84	270	A Air Force	71 67				
			61	A Fresno St.	58 69	96	H Boise St.	72 83				

Non-Div I Games: Stanislaus St. 80 62

Nevada

■ Loss,
 ■ Non-Conf,
 ■ S Site,
 ■ Home
 ■ Away
 N Neutral

New Hampshire

Through Games Of March 3, 2020

Average RPI Win:	321	WON-LOST	WINNING	LAST 10	STRENGTH OF	OPP. STRENGTH	TEAM	ADJ.	CONF.	ADJ CONF.
Average RPI Loss:	157	RECORD	PCT. RANK	GAMES	SCHEDULE	OF SCHEDULE	RPI	RPI	RPI	RPI
DIV. I ONLY	9- 18	273	4-6	204	304	267	267	26	26	
DIV. I NON-CONF.	2- 9	304	0	138	245	274	274	28	28	
TOTALS	RPI 1-25	RPI 26-50	W-L RECORDS	RPI 51-100	RPI 101-150	RPI 150+				
9- 18	0- 2	0- 0	OVERALL	0- 2	0- 3	9- 11				
4- 8	0- 0	0- 0	HOME	0- 1	0- 1	4- 6				
5- 10	0- 2	0- 0	AWAY	0- 1	0- 2	5- 5				
0- 0	0- 0	0- 0	NEUTRAL	0- 0	0- 0	0- 0				
2- 9	0- 2	0- 0	NON-CONFERENCE	0- 0	0- 3	2- 4				
1- 3	0- 0	0- 0	HOME	0- 0	0- 1	1- 2				
1- 6	0- 2	0- 0	AWAY	0- 0	0- 2	1- 2				
0- 0	0- 0	0- 0	NEUTRAL	0- 0	0- 0	0- 0				
7- 9	0- 0	0- 0	CONFERENCE	0- 2	0- 0	7- 7				
3- 5	0- 0	0- 0	HOME	0- 1	0- 0	3- 4				
4- 4	0- 0	0- 0	AWAY	0- 1	0- 0	4- 3				
0- 0	0- 0	0- 0	NEUTRAL	0- 0	0- 0	0- 0				

RPI 1-25				RPI 26-50				RPI 51-100				RPI 101+ Team's RPI: 267			
RPI	S	Opponent	Score	RPI	S	Opponent	Score	RPI	S	Opponent	Score	RPI	S	Opponent	Score
4	A	Baylor	29 97					81	A	Stony Brook	50 52	123	A	Holy Cross	61 82
11	A	Princeton	37 77					81	H	Stony Brook	44 53	130	H	Boston U.	64 78
												143	A	Massachusetts	65 67
												164	A	Binghamton	64 66
												164	H	Binghamton	53 63
												173	A	Maine	50 67
												173	H	Maine	62 71
												174	A	Dartmouth	47 66
												181	A	Merrimack	54 64
												205	H	Brown	68 76
												218	A	UMass Lowell	53 58
												218	H	UMass Lowell	53 66
												268	H	North Dakota St.	61 67
												293	A	UMBC	72 63
												293	H	UMBC	56 51
												306	A	Vermont	59 51
												306	H	Vermont	42 44
												319	A	Albany (NY)	48 47
												319	H	Albany (NY)	56 53
												326	A	Bryant	68 56
												344	A	Hartford	64 55
												344	H	Hartford	72 71
												346	H	Central Conn. St.	70 59
LAST 10 Division I															
164	A	Binghamton	64 66	306	H	Vermont	42 44								
173	H	Maine	62 71	81	A	Stony Brook	50 52								
319	H	Albany (NY)	56 53	218	H	UMass Lowell	53 66								
344	A	Hartford	64 55	306	A	Vermont	59 51								
293	H	UMBC	56 51	164	H	Binghamton	53 63								

Non-Div I Games: Wheaton (MA) 89 44

New Hampshire

Loss, Non-Conf, S Site, H Home A Away N Neutral

New Mexico

Through Games Of March 3, 2020

Average RPI Win:	237	WON-LOST	WINNING	LAST 10	STRENGTH OF	OPP. STRENGTH	TEAM	ADJ.	CONF.	ADJ CONF.
Average RPI Loss:	155	RECORD	PCT. RANK	GAMES	SCHEDULE	OF SCHEDULE	RPI	RPI	RPI	RPI
DIV. I ONLY	14- 17	198	3-7	214	187	227	227	17	17	
DIV. I NON-CONF.	8- 4	90	0	255	151	161	161	19	19	
TOTALS	RPI 1-25	RPI 26-50	W-L RECORDS	RPI 51-100	RPI 101-150	RPI 150+				
14- 17	0- 0	0- 1	OVERALL	0- 6	0- 2	14- 8				
7- 9	0- 0	0- 0	HOME	0- 3	0- 1	7- 5				
6- 6	0- 0	0- 1	AWAY	0- 2	0- 1	6- 2				
1- 2	0- 0	0- 0	NEUTRAL	0- 1	0- 0	1- 1				
8- 4	0- 0	0- 1	NON-CONFERENCE	0- 2	0- 0	8- 1				
5- 2	0- 0	0- 0	HOME	0- 1	0- 0	5- 1				
2- 1	0- 0	0- 1	AWAY	0- 0	0- 0	2- 0				
1- 1	0- 0	0- 0	NEUTRAL	0- 1	0- 0	1- 0				
6- 13	0- 0	0- 0	CONFERENCE	0- 4	0- 2	6- 7				
2- 7	0- 0	0- 0	HOME	0- 2	0- 1	2- 4				
4- 5	0- 0	0- 0	AWAY	0- 2	0- 1	4- 2				
0- 1	0- 0	0- 0	NEUTRAL	0- 0	0- 0	0- 1				

RPI 1-25				RPI 26-50				RPI 51-100				RPI 101+				Team's RPI: 227	
RPI	S	Opponent	Score	RPI	S	Opponent	Score	RPI	S	Opponent	Score	RPI	S	Opponent	Score		
				30	A	Arizona St.	47 84	59	H	Ball St.	57 70	147	A	San Jose St.	85 89		
								61	A	Fresno St.	81 84	147	H	San Jose St.	80 81		
								61	H	Fresno St.	78 84	162	H	Northern Ariz.	83 76		
								66	N	West Virginia	60 73	163	A	Wyoming	74 71		
								96	A	Boise St.	82 83	163	H	Wyoming	66 73		
								96	H	Boise St.	76 95	167	N	Missouri	71 68		
												184	H	Providence	86 68		
												209	H	Houston	81 71		
												213	A	UTEP	93 78		
												220	A	UNLV	80 64		
												220	H	UNLV	51 68		
												231	A	Nevada	78 86		
												231	H	Nevada	87 67		
												231	N	Nevada	64 74		
												239	A	San Diego St.	74 75		
												239	H	San Diego St.	58 67		
												270	A	Air Force	75 53		
												270	H	Air Force	66 79		
												278	A	Utah St.	54 52		
												287	H	LMU (CA)	72 73		
												288	H	Colorado St.	73 62		
												304	H	UC Riverside	80 70		
												312	A	New Mexico St.	86 67		
												312	H	New Mexico St.	107 53		
LAST 10 Division I																	
				231	N	Nevada	64 74	220	A	UNLV	80 64						
				278	A	Utah St.	54 52	239	H	San Diego St.	58 67						
				270	H	Air Force	66 79	163	A	Wyoming	74 71						
				96	H	Boise St.	76 95	61	H	Fresno St.	78 84						
				231	A	Nevada	78 86	239	A	San Diego St.	74 75						

Non-Div I Games: Northern N.M. 92 44

New Mexico

■ Loss,
 ■ Non-Conf, S Site,
 ■ Home
 ■ Away
 N Neutral

New Mexico St.

Through Games Of March 3, 2020

Average RPI Win:	293	WON-LOST	WINNING	LAST 10	STRENGTH OF	OPP. STRENGTH	TEAM	ADJ.	CONF.	ADJ CONF.
Average RPI Loss:	222	RECORD	PCT. RANK	GAMES	SCHEDULE	OF SCHEDULE	RPI	RPI	RPI	RPI
DIV. I ONLY	10- 17	252	5-5	319	333	312	312	31	31	
DIV. I NON-CONF.	2- 10	313	0	251	286	325	325	32	32	
TOTALS	RPI 1-25	RPI 26-50	W-L RECORDS	RPI 51-100	RPI 101-150	RPI 150+				
10- 17	0- 0	0- 1	OVERALL	0- 1	0- 1	10- 14				
7- 7	0- 0	0- 1	HOME	0- 0	0- 0	7- 6				
3- 8	0- 0	0- 0	AWAY	0- 1	0- 0	3- 7				
0- 2	0- 0	0- 0	NEUTRAL	0- 0	0- 1	0- 1				
2- 10	0- 0	0- 1	NON-CONFERENCE	0- 1	0- 1	2- 7				
1- 5	0- 0	0- 1	HOME	0- 0	0- 0	1- 4				
1- 3	0- 0	0- 0	AWAY	0- 1	0- 0	1- 2				
0- 2	0- 0	0- 0	NEUTRAL	0- 0	0- 1	0- 1				
8- 7	0- 0	0- 0	CONFERENCE	0- 0	0- 0	8- 7				
6- 2	0- 0	0- 0	HOME	0- 0	0- 0	6- 2				
2- 5	0- 0	0- 0	AWAY	0- 0	0- 0	2- 5				
0- 0	0- 0	0- 0	NEUTRAL	0- 0	0- 0	0- 0				

RPI S	Opponent	Score	RPI S	Opponent	Score	RPI S	Opponent	Score	RPI S	Opponent	Score	Team's RPI: 312
30	H Arizona St.	47 70	90	A Abilene Christian	54 67	145	N Western Mich.	76 79	194	H Pepperdine	69 72	
						211	A UMKC	52 56	211	H UMKC	50 55	
						213	A UTEP	45 65	213	H UTEP	57 63	
						227	A New Mexico	53 107	227	H New Mexico	67 86	
						229	A Denver	78 75	240	A Grand Canyon	49 60	
						240	H Grand Canyon	69 58	251	A CSU Bakersfield	59 60	
						251	H CSU Bakersfield	67 62	291	H California Baptist	57 56	
						295	A Utah Valley	65 58	295	H Utah Valley	54 58	
						298	A UTRGV	63 74	298	H UTRGV	76 75	
						304	H UC Riverside	58 60	309	A Seattle U	57 67	
						309	H Seattle U	83 65	313	N Georgia St.	51 59	
						322	H Weber St.	77 47	349	A Chicago St.	73 60	
						349	H Chicago St.	80 56				
LAST 10 Division I												
251	H CSU Bakersfield	67 62	211	H UMKC	50 55							
240	H Grand Canyon	69 58	349	H Chicago St.	80 56							
298	A UTRGV	63 74	240	A Grand Canyon	49 60							
295	A Utah Valley	65 58	251	A CSU Bakersfield	59 60							
309	A Seattle U	57 67	298	H UTRGV	76 75							

Non-Div I Games: Western N.M. 75 56

New Mexico St.

Loss, Non-Conf, S Site, H Home A Away N Neutral

New Orleans				Through Games Of March 9, 1910						
Average RPI Win:	266	WON-LOST	WINNING	LAST 10	STRENGTH OF	OPP. STRENGTH	TEAM	ADJ.	CONF.	ADJ CONF.
Average RPI Loss:	129	RECORD	PCT. RANK	GAMES	SCHEDULE	OF SCHEDULE	RPI	RPI	RPI	RPI
DIV. I ONLY	13- 12	158	6-4	221	247	172	172	23	23	
DIV. I NON-CONF.	2- 5	259	0	129	93	208	208	24	24	

TOTALS	RPI 1-25		RPI 26-50	W-L RECORDS	RPI 51-100	RPI 101-150	RPI 150+			
13- 12	0- 0		0- 3	OVERALL	1- 4	0- 1	12- 4			
7- 3	0- 0		0- 0	HOME	1- 1	0- 1	6- 1			
6- 9	0- 0		0- 3	AWAY	0- 3	0- 0	6- 3			
0- 0	0- 0		0- 0	NEUTRAL	0- 0	0- 0	0- 0			
2- 5	0- 0		0- 3	NON-CONFERENCE	0- 0	0- 0	2- 2			
1- 1	0- 0		0- 0	HOME	0- 0	0- 0	1- 1			
1- 4	0- 0		0- 3	AWAY	0- 0	0- 0	1- 1			
0- 0	0- 0		0- 0	NEUTRAL	0- 0	0- 0	0- 0			
11- 7	0- 0		0- 0	CONFERENCE	1- 4	0- 1	10- 2			
6- 2	0- 0		0- 0	HOME	1- 1	0- 1	5- 0			
5- 5	0- 0		0- 0	AWAY	0- 3	0- 0	5- 2			
0- 0	0- 0		0- 0	NEUTRAL	0- 0	0- 0	0- 0			

RPI 1-25				RPI 26-50				RPI 51-100				RPI 101+ Team's RPI: 172			
RPI	S	Opponent	Score	RPI	S	Opponent	Score	RPI	S	Opponent	Score	RPI	S	Opponent	Score
				33	A	Arkansas	52 82	80	A	A&M-Corpus Christi	40 43	150	H	Sam Houston St.	46 78
				34	A	LSU	49 83	80	H	A&M-Corpus Christi	53 83	186	H	Louisiana	60 65
				47	A	Iowa St.	53 71	90	A	Abilene Christian	62 76	221	H	North Dakota	79 73
								95	A	SFA	47 59	236	A	Central Ark.	49 37
								95	H	SFA	53 50	236	H	Central Ark.	85 73
												237	A	Southeastern La.	57 73
												252	A	Texas St.	49 51
												258	A	Incarnate Word	67 55
												258	H	Incarnate Word	61 57
												260	A	Nicholls St.	68 70
												260	H	Nicholls St.	77 65
												263	A	Lamar University	62 57
												285	A	Ole Miss	69 64
												321	H	Houston Baptist	88 84
												336	A	Northwestern St.	77 63
												345	A	McNeese	85 59
												345	H	McNeese	78 59
LAST 10 Division I															
				260	A	Nicholls St.	68 70	95	A	SFA	47 59				
				80	A	A&M-Corpus Christi	40 43	321	H	Houston Baptist	88 84				
				345	A	McNeese	85 59	237	A	Southeastern La.	57 73				
				258	H	Incarnate Word	61 57	336	A	Northwestern St.	77 63				
				236	H	Central Ark.	85 73	260	H	Nicholls St.	77 65				

Non-Div I Games:	Pensacola Christian	91	31	Tougaloo	91	69
------------------	---------------------	----	----	----------	----	----

New Orleans

Loss, Non-Conf, S Site, H Home A Away N Neutral

Niagara

Through Games Of March 3, 2020

Average RPI Win:	303	WON-LOST	WINNING	LAST 10	STRENGTH OF	OPP. STRENGTH	TEAM	ADJ.	CONF.	ADJ CONF.
Average RPI Loss:	174	RECORD	PCT. RANK	GAMES	SCHEDULE	OF SCHEDULE	RPI	RPI	RPI	RPI
DIV. I ONLY	9- 18	273	3-7	259	295	282	282	24	24	
DIV. I NON-CONF.	2- 7	288	0	234	315	290	290	25	25	
TOTALS	RPI 1-25	RPI 26-50	W-L RECORDS	RPI 51-100	RPI 101-150	RPI 150+				
9- 18	0- 0	0- 1	OVERALL	0- 4	0- 2	9- 11				
5- 6	0- 0	0- 0	HOME	0- 2	0- 1	5- 3				
4- 12	0- 0	0- 1	AWAY	0- 2	0- 1	4- 8				
0- 0	0- 0	0- 0	NEUTRAL	0- 0	0- 0	0- 0				
2- 7	0- 0	0- 1	NON-CONFERENCE	0- 0	0- 2	2- 4				
1- 1	0- 0	0- 0	HOME	0- 0	0- 1	1- 0				
1- 6	0- 0	0- 1	AWAY	0- 0	0- 1	1- 4				
0- 0	0- 0	0- 0	NEUTRAL	0- 0	0- 0	0- 0				
7- 11	0- 0	0- 0	CONFERENCE	0- 4	0- 0	7- 7				
4- 5	0- 0	0- 0	HOME	0- 2	0- 0	4- 3				
3- 6	0- 0	0- 0	AWAY	0- 2	0- 0	3- 4				
0- 0	0- 0	0- 0	NEUTRAL	0- 0	0- 0	0- 0				

RPI 1-25			RPI 26-50			RPI 51-100			RPI 101+			Team's RPI: 282			
RPI	S	Opponent	Score	RPI	S	Opponent	Score	RPI	S	Opponent	Score	RPI	S	Opponent	Score
				42	A	Rutgers	37 87	54	A	Marist	57 82	101	A	Colgate	72 85
								54	H	Marist	67 94	129	H	Buffalo	67 81
								91	A	Rider	75 79	164	A	Binghamton	55 74
								91	H	Rider	55 71	185	A	Manhattan	65 68
												185	H	Manhattan	61 75
												187	A	Cornell	59 82
												189	A	Quinnipiac	61 71
												232	H	Fairfield	65 77
												249	A	Iona	63 57
												249	H	Iona	58 70
												265	A	Howard	42 91
												280	A	Siena	54 59
												280	H	Siena	68 61
												284	H	Oakland	77 63
												294	A	St. Bonaventure	67 71
												297	A	Monmouth	73 70
												297	H	Monmouth	62 61
												323	A	Saint Peter's	68 64
												323	H	Saint Peter's	97 89
												334	A	Coppin St.	82 67
												338	A	Canisius	56 78
												338	H	Canisius	81 62
LAST 10 Division I															
				338	A	Canisius	56 78	249	H	Iona	58 70				
				185	H	Manhattan	61 75	232	H	Fairfield	65 77				
				297	H	Monmouth	62 61	54	A	Marist	57 82				
				189	A	Quinnipiac	61 71	280	A	Siena	54 59				
				323	A	Saint Peter's	68 64	338	H	Canisius	81 62				

Non-Div I Games:

Niagara

■ Loss,
 ■ Non-Conf,
 ■ S Site,
 ■ H Home
 ■ A Away
 N Neutral

Average RPI Win:	282	WON-LOST	WINNING	LAST 10	STRENGTH OF	OPP. STRENGTH	TEAM	ADJ.	CONF.	ADJ CONF.
Average RPI Loss:	141	RECORD	PCT. RANK	GAMES	SCHEDULE	OF SCHEDULE	RPI	RPI	RPI	RPI
DIV. I ONLY	10- 16	241	7-3	256	224	260	260	23	23	
DIV. I NON-CONF.	1- 6	318	0	65	40	253	253	24	24	
TOTALS	RPI 1-25	RPI 26-50	W-L RECORDS	RPI 51-100	RPI 101-150	RPI 150+				
10- 16	0- 2	0- 1	OVERALL	0- 4	0- 3	10- 6				
6- 5	0- 0	0- 0	HOME	0- 2	0- 1	6- 2				
4- 10	0- 2	0- 1	AWAY	0- 2	0- 1	4- 4				
0- 1	0- 0	0- 0	NEUTRAL	0- 0	0- 1	0- 0				
1- 6	0- 2	0- 1	NON-CONFERENCE	0- 1	0- 1	1- 1				
1- 0	0- 0	0- 0	HOME	0- 0	0- 0	1- 0				
0- 5	0- 2	0- 1	AWAY	0- 1	0- 0	0- 1				
0- 1	0- 0	0- 0	NEUTRAL	0- 0	0- 1	0- 0				
9- 10	0- 0	0- 0	CONFERENCE	0- 3	0- 2	9- 5				
5- 5	0- 0	0- 0	HOME	0- 2	0- 1	5- 2				
4- 5	0- 0	0- 0	AWAY	0- 1	0- 1	4- 3				
0- 0	0- 0	0- 0	NEUTRAL	0- 0	0- 0	0- 0				

RPI 1-25				RPI 26-50				RPI 51-100				RPI 101+ Team's RPI: 260			
RPI	S	Opponent	Score	RPI	S	Opponent	Score	RPI	S	Opponent	Score	RPI	S	Opponent	Score
15	A	Indiana	47 111	34	A	LSU	32 63	63	A	Rice	47 71	140	N	North Florida	61 64
20	A	TCU	47 72					80	A	A&M-Corpus Christi	49 55	150	A	Sam Houston St.	71 87
								90	H	Abilene Christian	84 95	150	H	Sam Houston St.	77 80
								95	H	SFA	61 78	152	A	Jacksonville	55 72
												172	A	New Orleans	65 77
												172	H	New Orleans	70 68
												236	A	Central Ark.	67 58
												236	H	Central Ark.	46 53
												237	A	Southeastern La.	67 65
												237	H	Southeastern La.	54 49
												258	A	Incarinate Word	51 53
												263	A	Lamar University	62 60
												263	H	Lamar University	78 84
												321	A	Houston Baptist	84 78
												321	H	Houston Baptist	57 53
												336	A	Northwestern St.	54 58
												336	H	Northwestern St.	73 66
												345	H	McNeese	79 63
												348	H	La.-Monroe	74 59
LAST 10 Division I															
172	H	New Orleans	70 68	263	A	Lamar University	62 60								
321	H	Houston Baptist	57 53	150	H	Sam Houston St.	77 80								
236	A	Central Ark.	67 58	95	H	SFA	61 78								
336	H	Northwestern St.	73 66	345	H	McNeese	79 63								
237	H	Southeastern La.	54 49	172	A	New Orleans	65 77								

Non-Div I Games: Southern-N.O. 94 61 Paul Quinn 101 68

Nicholls St.

■ Loss,
 ■ Non-Conf,
 ■ S Site,
 ■ Home
 ■ Away
 N Neutral

Norfolk St.

Through Games Of March 3, 2020

Average RPI Win:	253	WON-LOST	WINNING	LAST 10	STRENGTH OF	OPP. STRENGTH	TEAM	ADJ.	CONF.	ADJ CONF.
Average RPI Loss:	155	RECORD	PCT. RANK	GAMES	SCHEDULE	OF SCHEDULE	RPI	RPI	RPI	RPI
DIV. I ONLY	17- 10	94	7-3	240	306	156	156	29	29	
DIV. I NON-CONF.	5- 7	205	0	95	199	167	167	29	29	
TOTALS	RPI 1-25	RPI 26-50	W-L RECORDS	RPI 51-100	RPI 101-150	RPI 150+				
17- 10	0- 0	0- 0	OVERALL	0- 2	3- 4	14- 4				
9- 4	0- 0	0- 0	HOME	0- 1	1- 1	8- 2				
7- 5	0- 0	0- 0	AWAY	0- 0	1- 3	6- 2				
1- 1	0- 0	0- 0	NEUTRAL	0- 1	1- 0	0- 0				
5- 7	0- 0	0- 0	NON-CONFERENCE	0- 2	2- 3	3- 2				
2- 3	0- 0	0- 0	HOME	0- 1	0- 1	2- 1				
2- 3	0- 0	0- 0	AWAY	0- 0	1- 2	1- 1				
1- 1	0- 0	0- 0	NEUTRAL	0- 1	1- 0	0- 0				
12- 3	0- 0	0- 0	CONFERENCE	0- 0	1- 1	11- 2				
7- 1	0- 0	0- 0	HOME	0- 0	1- 0	6- 1				
5- 2	0- 0	0- 0	AWAY	0- 0	0- 1	5- 1				
0- 0	0- 0	0- 0	NEUTRAL	0- 0	0- 0	0- 0				

RPI 1-25			RPI 26-50			RPI 51-100			RPI 101+ Team's RPI: 156		
RPI	S	Opponent	Score	RPI	S	Opponent	Score	RPI	S	Opponent	Score
						66 N West Virginia	55 72	106 A Bethune-Cookman		62 68	
						99 H Liberty	48 67	106 H Bethune-Cookman		61 51	
								109 A William & Mary		56 65	
								117 H Robert Morris		62 69	
								121 A Richmond		69 77	
								140 N North Florida		57 54	
								146 A Hampton		77 56	
								152 A Jacksonville		71 64	
								154 A N.C. A&T		39 53	
								171 H High Point		72 58	
								196 H La Salle		52 55	
								243 H Morgan St.		64 57	
								244 A Marshall		69 75	
								265 A Howard		83 80	
								265 H Howard		69 60	
								273 H Longwood		49 46	
								277 A Delaware St.		68 57	
								277 H Delaware St.		65 57	
								305 A N.C. Central		83 75	
								314 H UMES		68 45	
								334 A Coppin St.		85 48	
								334 H Coppin St.		55 57	
								341 A Florida A&M		69 62	
								341 H Florida A&M		59 51	
								350 H South Carolina St.		76 42	
LAST 10 Division I											
						277 A Delaware St.	68 57	243 H Morgan St.		64 57	
						265 H Howard	69 60	277 H Delaware St.		65 57	
						106 A Bethune-Cookman	62 68	305 A N.C. Central		83 75	
						341 A Florida A&M	69 62	154 A N.C. A&T		39 53	
						334 H Coppin St.	55 57	341 H Florida A&M		59 51	

Non-Div I Games: Virginia-Lynchburg 123 48

Norfolk St.

■ Loss,
 ■ Non-Conf,
 ■ S Site,
 ■ H Home
 ■ A Away
 N Neutral

Average RPI Win:	242	WON-LOST	WINNING	LAST 10	STRENGTH OF	OPP. STRENGTH	TEAM	ADJ.	CONF.	ADJ CONF.
Average RPI Loss:	126	RECORD	PCT. RANK	GAMES	SCHEDULE	OF SCHEDULE	RPI	RPI	RPI	RPI
DIV. I ONLY	18- 8	62	6-4	318	190	142	142	16	16	
DIV. I NON-CONF.	7- 3	80	0	343	324	213	213	14	14	
TOTALS	RPI 1-25	RPI 26-50	W-L RECORDS	RPI 51-100	RPI 101-150	RPI 150+				
18- 8	0- 1	1- 2	OVERALL	2- 0	1- 1	14- 4				
8- 2	0- 0	0- 1	HOME	1- 0	1- 0	6- 1				
6- 6	0- 1	1- 1	AWAY	1- 0	0- 1	4- 3				
4- 0	0- 0	0- 0	NEUTRAL	0- 0	0- 0	4- 0				
7- 3	0- 1	0- 1	NON-CONFERENCE	0- 0	0- 0	7- 1				
1- 1	0- 0	0- 0	HOME	0- 0	0- 0	1- 1				
2- 2	0- 1	0- 1	AWAY	0- 0	0- 0	2- 0				
4- 0	0- 0	0- 0	NEUTRAL	0- 0	0- 0	4- 0				
11- 5	0- 0	1- 1	CONFERENCE	2- 0	1- 1	7- 3				
7- 1	0- 0	0- 1	HOME	1- 0	1- 0	5- 0				
4- 4	0- 0	1- 0	AWAY	1- 0	0- 1	2- 3				
0- 0	0- 0	0- 0	NEUTRAL	0- 0	0- 0	0- 0				

RPI 1-25				RPI 26-50				RPI 51-100				RPI 101+ Team's RPI: 142			
RPI	S	Opponent	Score	RPI	S	Opponent	Score	RPI	S	Opponent	Score	RPI	S	Opponent	Score
12	A	Iowa	81 86	35	A	FGCU	61 55	99	A	Liberty	76 71	140	A	North Florida	65 67
				35	H	FGCU	63 74	99	H	Liberty	86 75	140	H	North Florida	54 51
				47	A	Iowa St.	72 80					152	A	Jacksonville	56 67
												152	H	Jacksonville	76 65
												169	H	Samford	63 79
												225	A	Kennesaw St.	56 59
												225	H	Kennesaw St.	71 54
												226	A	Stetson	60 69
												226	H	Stetson	68 57
												242	N	Alabama A&M	80 65
												255	A	Lipscomb	84 72
												255	H	Lipscomb	91 58
												276	N	UC Irvine	88 60
												320	A	Alabama St.	81 60
												330	A	NJIT	57 55
												330	H	NJIT	90 45
												333	A	Tennessee St.	88 63
												337	N	SIUE	85 67
												350	N	South Carolina St.	99 46
												351	H	Mississippi Val.	86 60
LAST 10 Division I															
330	H	NJIT	90 45	255	H	Lipscomb	91 58								
35	A	FGCU	61 55	99	H	Liberty	86 75								
225	H	Kennesaw St.	71 54	330	A	NJIT	57 55								
226	A	Stetson	60 69	152	A	Jacksonville	56 67								
140	A	North Florida	65 67	225	A	Kennesaw St.	56 59								

Non-Div I Games: Virginia-Lynchburg 128 26 Oakwood 120 38

North Ala.

Loss, Non-Conf, S Site, H Home A Away N Neutral

North Carolina

Through Games Of March 3, 2020

Average RPI Win:	191	WON-LOST	WINNING	LAST 10	STRENGTH OF	OPP. STRENGTH	TEAM	ADJ.	CONF.	ADJ CONF.
Average RPI Loss:	53	RECORD	PCT. RANK	GAMES	SCHEDULE	OF SCHEDULE	RPI	RPI	RPI	RPI
DIV. I ONLY	16- 13	148	2-8	147	33	139	139	5	5	
DIV. I NON-CONF.	9- 2	37	0	336	116	158	158	4	4	
TOTALS	RPI 1-25	RPI 26-50	W-L RECORDS	RPI 51-100	RPI 101-150	RPI 150+				
16- 13	1- 4	0- 3	OVERALL	4- 4	1- 2	10- 0				
11- 5	1- 2	0- 1	HOME	2- 1	0- 1	8- 0				
2- 8	0- 2	0- 2	AWAY	2- 3	0- 1	0- 0				
3- 0	0- 0	0- 0	NEUTRAL	0- 0	1- 0	2- 0				
9- 2	0- 0	0- 0	NON-CONFERENCE	0- 2	1- 0	8- 0				
6- 1	0- 0	0- 0	HOME	0- 1	0- 0	6- 0				
0- 1	0- 0	0- 0	AWAY	0- 1	0- 0	0- 0				
3- 0	0- 0	0- 0	NEUTRAL	0- 0	1- 0	2- 0				
7- 11	1- 4	0- 3	CONFERENCE	4- 2	0- 2	2- 0				
5- 4	1- 2	0- 1	HOME	2- 0	0- 1	2- 0				
2- 7	0- 2	0- 2	AWAY	2- 2	0- 1	0- 0				
0- 0	0- 0	0- 0	NEUTRAL	0- 0	0- 0	0- 0				

RPI S	Opponent	Score	RPI S	Opponent	Score	RPI S	Opponent	Score	RPI S	Opponent	Score	Team's RPI: 139
5	H Louisville	67 74	32	A Virginia Tech	70 76	52	H Yale	63 66	104	H Syracuse	56 74	
21	A NC State	68 76	32	H Virginia Tech	63 72	56	A Virginia	65 47	116	N Temple	71 58	
21	H NC State	66 60	39	A Florida St.	64 78	56	H Virginia	78 68	128	A Wake Forest	79 82	
24	A Duke	61 71				57	A Alabama	77 83	167	N Missouri	82 69	
24	H Duke	54 73				65	A Boston College	75 93	177	H Elon	76 46	
						72	A Georgia Tech	67 60	192	H Illinois	85 60	
						98	H Miami (FL)	78 58	228	H Clemson	86 72	
						100	A Notre Dame	65 83	271	N UNCW	85 45	
									290	H Pittsburgh	70 62	
									305	H N.C. Central	92 53	
									318	H Navy	80 40	
									342	H Western Caro.	92 55	
									343	H Charleston So.	85 54	
LAST 10 Division I												
24	H Duke	54 73	32	H Virginia Tech	63 72							
100	A Notre Dame	65 83	24	A Duke	61 71							
128	A Wake Forest	79 82	228	H Clemson	86 72							
65	A Boston College	75 93	56	H Virginia	78 68							
104	H Syracuse	56 74	21	A NC State	68 76							

Non-Div I Games:

North Carolina

Loss, Non-Conf, S Site, H Home A Away N Neutral

North Dakota

Through Games Of March 3, 2020

Average RPI Win:	274	WON-LOST	WINNING	LAST 10	STRENGTH OF	OPP. STRENGTH	TEAM	ADJ.	CONF.	ADJ CONF.
Average RPI Loss:	149	RECORD	PCT. RANK	GAMES	SCHEDULE	OF SCHEDULE	RPI	RPI	RPI	RPI
DIV. I ONLY	13- 14	185	3-7	280	230	221	221	19	19	
DIV. I NON-CONF.	7- 4	100	0	252	297	121	121	18	18	
TOTALS	RPI 1-25	RPI 26-50	W-L RECORDS	RPI 51-100	RPI 101-150	RPI 150+				
13- 14	0- 0	0- 3	OVERALL	0- 3	1- 0	12- 8				
5- 6	0- 0	0- 1	HOME	0- 2	1- 0	4- 3				
8- 8	0- 0	0- 2	AWAY	0- 1	0- 0	8- 5				
0- 0	0- 0	0- 0	NEUTRAL	0- 0	0- 0	0- 0				
7- 4	0- 0	0- 1	NON-CONFERENCE	0- 1	1- 0	6- 2				
2- 1	0- 0	0- 0	HOME	0- 1	1- 0	1- 0				
5- 3	0- 0	0- 1	AWAY	0- 0	0- 0	5- 2				
0- 0	0- 0	0- 0	NEUTRAL	0- 0	0- 0	0- 0				
6- 10	0- 0	0- 2	CONFERENCE	0- 2	0- 0	6- 6				
3- 5	0- 0	0- 1	HOME	0- 1	0- 0	3- 3				
3- 5	0- 0	0- 1	AWAY	0- 1	0- 0	3- 3				
0- 0	0- 0	0- 0	NEUTRAL	0- 0	0- 0	0- 0				

RPI S	Opponent	Score	RPI S	Opponent	Score	RPI S	Opponent	Score	RPI S	Opponent	Score	Team's RPI: 221
27	A Arizona	42 74	27	H Illinois St.	58 66	149	H Valparaiso	65 63	172	A New Orleans	73 79	
29	A South Dakota	47 76	69	A South Dakota St.	64 99	206	A Western Ill.	74 91	206	H Western Ill.	77 71	
29	H South Dakota	46 93	69	H South Dakota St.	61 74	215	H Rhode Island	67 61	217	A Oral Roberts	52 75	
						217	H Oral Roberts	72 86	219	A Milwaukee	66 58	
						222	A SMU	51 66	229	A Denver	90 82	
						229	H Denver	81 91	240	A Grand Canyon	78 76	
						268	A North Dakota St.	82 92	268	H North Dakota St.	74 82	
						300	A Ga. Southern	69 56	316	A Omaha	71 67	
						316	H Omaha	63 57	339	A Purdue Fort Wayne	63 49	
						339	H Purdue Fort Wayne	91 85	343	A Charleston So.	73 57	
						350	A South Carolina St.	95 53				
LAST 10 Division I												
29	A South Dakota	47 76	29	H South Dakota	46 93							
316	A Omaha	71 67	217	H Oral Roberts	72 86							
268	H North Dakota St.	74 82	339	A Purdue Fort Wayne	63 49							
69	H South Dakota St.	61 74	206	H Western Ill.	77 71							
206	A Western Ill.	74 91	229	H Denver	81 91							

Non-Div I Games: Northland 118 35 Mayville St. 83 52

North Dakota

Loss, Non-Conf, S Site, H Home A Away N Neutral

Average RPI Win:	281	WON-LOST	WINNING	LAST 10	STRENGTH OF	OPP. STRENGTH	TEAM	ADJ.	CONF.	ADJ CONF.
Average RPI Loss:	126	RECORD	PCT. RANK	GAMES	SCHEDULE	OF SCHEDULE	RPI	RPI	RPI	RPI
DIV. I ONLY	8- 18	288	6-4	198	154	268	268	19	19	
DIV. I NON-CONF.	1- 9	326	0	155	26	294	294	18	18	
TOTALS	RPI 1-25	RPI 26-50	W-L RECORDS	RPI 51-100	RPI 101-150	RPI 150+				
8- 18	0- 0	0- 5	OVERALL	0- 3	0- 2	8- 8				
4- 9	0- 0	0- 2	HOME	0- 1	0- 2	4- 4				
4- 9	0- 0	0- 3	AWAY	0- 2	0- 0	4- 4				
0- 0	0- 0	0- 0	NEUTRAL	0- 0	0- 0	0- 0				
1- 9	0- 0	0- 3	NON-CONFERENCE	0- 1	0- 2	1- 3				
0- 5	0- 0	0- 1	HOME	0- 0	0- 2	0- 2				
1- 4	0- 0	0- 2	AWAY	0- 1	0- 0	1- 1				
0- 0	0- 0	0- 0	NEUTRAL	0- 0	0- 0	0- 0				
7- 9	0- 0	0- 2	CONFERENCE	0- 2	0- 0	7- 5				
4- 4	0- 0	0- 1	HOME	0- 1	0- 0	4- 2				
3- 5	0- 0	0- 1	AWAY	0- 1	0- 0	3- 3				
0- 0	0- 0	0- 0	NEUTRAL	0- 0	0- 0	0- 0				

RPI S	Opponent	Score	RPI S	Opponent	Score	RPI S	Opponent	Score	RPI S	Opponent	Score	Team's RPI: 268
29	A South Dakota	57 96	29	H South Dakota	36 80	69	A South Dakota St.	52 60	144	H Wisconsin	63 64	
41	A Bradley	64 70	45	A Creighton	59 70	69	H South Dakota St.	58 85	149	H Valparaiso	54 66	
47	H Iowa St.	58 86				76	A UNI	63 95	151	A Northeastern	61 72	
									163	H Wyoming	57 66	
									188	H Northern Ill.	68 74	
									206	A Western Ill.	79 86	
									206	H Western Ill.	78 79	
									217	A Oral Roberts	62 70	
									217	H Oral Roberts	76 80	
									221	A North Dakota	82 74	
									221	H North Dakota	92 82	
									229	A Denver	82 91	
									229	H Denver	85 80	
									267	A New Hampshire	67 61	
									316	A Omaha	74 65	
									316	H Omaha	67 64	
									339	A Purdue Fort Wayne	58 44	
									339	H Purdue Fort Wayne	74 53	
LAST 10 Division I												
316	H Omaha	67 64	217	H Oral Roberts	76 80							
69	H South Dakota St.	58 85	316	A Omaha	74 65							
221	A North Dakota	82 74	206	A Western Ill.	79 86							
29	A South Dakota	57 96	339	A Purdue Fort Wayne	58 44							
339	H Purdue Fort Wayne	74 53	229	H Denver	85 80							

Non-Div I Games: Waldorf 92 26 Mayville St. 97 59

North Dakota St.

Loss, Non-Conf, S Site, H Home A Away N Neutral

North Florida

Through Games Of March 3, 2020

Average RPI Win: 205	WON-LOST	WINNING	LAST 10	STRENGTH OF	OPP. STRENGTH	TEAM	ADJ.	CONF.	ADJ CONF.
Average RPI Loss: 127	RECORD	PCT. RANK	GAMES	SCHEDULE	OF SCHEDULE	RPI	RPI	RPI	RPI
DIV. I ONLY	13- 14	185	4-6	101	161	140	140	16	16
DIV. I NON-CONF.	5- 6	187	0	40	154	87	87	14	14
TOTALS	RPI 1-25	RPI 26-50	W-L RECORDS	RPI 51-100	RPI 101-150	RPI 150+			
13- 14	0- 1	0- 3	OVERALL	2- 3	2- 2	9- 5			
5- 4	0- 0	0- 1	HOME	1- 0	2- 0	2- 3			
6- 8	0- 1	0- 2	AWAY	0- 2	0- 2	6- 1			
2- 2	0- 0	0- 0	NEUTRAL	1- 1	0- 0	1- 1			
5- 6	0- 1	0- 1	NON-CONFERENCE	1- 2	1- 1	3- 1			
1- 0	0- 0	0- 0	HOME	0- 0	1- 0	0- 0			
2- 4	0- 1	0- 1	AWAY	0- 1	0- 1	2- 0			
2- 2	0- 0	0- 0	NEUTRAL	1- 1	0- 0	1- 1			
8- 8	0- 0	0- 2	CONFERENCE	1- 1	1- 1	6- 4			
4- 4	0- 0	0- 1	HOME	1- 0	1- 0	2- 3			
4- 4	0- 0	0- 1	AWAY	0- 1	0- 1	4- 1			
0- 0	0- 0	0- 0	NEUTRAL	0- 0	0- 0	0- 0			

RPI 1-25				RPI 26-50				RPI 51-100				RPI 101+ Team's RPI: 140			
RPI	S	Opponent	Score	RPI	S	Opponent	Score	RPI	S	Opponent	Score	RPI	S	Opponent	Score
15	A	Indiana	45 72	35	A	FGCU	65 76	54	N	Marist	54 69	123	H	Holy Cross	80 60
				35	H	FGCU	50 72	91	N	Rider	80 70	142	A	North Ala.	51 54
				39	A	Florida St.	41 70	98	A	Miami (FL)	55 78	142	H	North Ala.	67 65
								99	A	Liberty	54 76	144	A	Wisconsin	62 75
								99	H	Liberty	65 50	152	A	Jacksonville	70 64
												152	H	Jacksonville	60 69
												156	N	Norfolk St.	54 57
												225	A	Kennesaw St.	64 55
												225	H	Kennesaw St.	57 33
												226	A	Stetson	62 60
												226	H	Stetson	52 60
												242	A	Alabama A&M	73 64
												255	A	Lipscomb	68 60
												255	H	Lipscomb	66 73
												260	N	Nicholls St.	64 61
												301	A	FIU	64 49
												330	A	NJIT	56 60
												330	H	NJIT	71 48
LAST 10 Division I															
226	A	Stetson	62 60	330	A	NJIT	56 60								
99	A	Liberty	54 76	35	A	FGCU	65 76								
255	H	Lipscomb	66 73	226	H	Stetson	52 60								
152	H	Jacksonville	60 69	225	H	Kennesaw St.	57 33								
142	H	North Ala.	67 65	99	H	Liberty	65 50								

Non-Div I Games: Warner 110 46 Edward Waters 80 51

North Florida

Loss, Non-Conf, S Site, H Home A Away N Neutral

North Texas

Through Games Of March 3, 2020

Average RPI Win:	248	WON-LOST	WINNING	LAST 10	STRENGTH OF	OPP. STRENGTH	TEAM	ADJ.	CONF.	ADJ CONF.
Average RPI Loss:	139	RECORD	PCT. RANK	GAMES	SCHEDULE	OF SCHEDULE	RPI	RPI	RPI	RPI
DIV. I ONLY	9- 16	262	3-7	172	174	247	247	13	13	
DIV. I NON-CONF.	4- 5	195	0	198	310	226	226	16	16	
TOTALS	RPI 1-25	RPI 26-50	W-L RECORDS	RPI 51-100	RPI 101-150	RPI 150+				
9- 16	0- 2	1- 2	OVERALL	0- 3	0- 2	8- 7				
6- 6	0- 0	1- 1	HOME	0- 1	0- 2	5- 2				
3- 8	0- 1	0- 0	AWAY	0- 2	0- 0	3- 5				
0- 2	0- 1	0- 1	NEUTRAL	0- 0	0- 0	0- 0				
4- 5	0- 1	0- 1	NON-CONFERENCE	0- 0	0- 1	4- 2				
3- 1	0- 0	0- 0	HOME	0- 0	0- 1	3- 0				
1- 2	0- 0	0- 0	AWAY	0- 0	0- 0	1- 2				
0- 2	0- 1	0- 1	NEUTRAL	0- 0	0- 0	0- 0				
5- 11	0- 1	1- 1	CONFERENCE	0- 3	0- 1	4- 5				
3- 5	0- 0	1- 1	HOME	0- 1	0- 1	2- 2				
2- 6	0- 1	0- 0	AWAY	0- 2	0- 0	2- 3				
0- 0	0- 0	0- 0	NEUTRAL	0- 0	0- 0	0- 0				

RPI S	Opponent	Score	RPI S	Opponent	Score	RPI S	Opponent	Score	RPI S	Opponent	Score	Team's RPI: 247
21 N	NC State	65 76	31 H	Western Ky.	61 54	53 A	Charlotte	59 72	105 H	UT Arlington	49 68	
23 A	Old Dominion	66 71	44 N	Texas	57 63	63 A	Rice	66 69	124 H	UAB	50 51	
			50 H	Middle Tenn.	60 80	63 H	Rice	52 67	186 H	Louisiana	69 66	
									193 A	Fla. Atlantic	78 84	
									203 H	Southern Miss.	57 65	
									207 A	Hawaii	66 60	
									213 A	UTEP	63 67	
									244 A	Marshall	77 69	
									244 H	Marshall	59 68	
									251 A	CSU Bakersfield	52 61	
									272 H	Louisiana Tech	74 69	
									278 A	Utah St.	55 66	
									301 A	FIU	56 58	
									311 A	UTSA	79 55	
									311 H	UTSA	94 55	
									325 H	Alcorn	67 31	
									348 H	La.-Monroe	63 51	
LAST 10 Division I												
244 A	Marshall	77 69	124 H	UAB	50 51							
311 H	UTSA	94 55	50 H	Middle Tenn.	60 80							
63 A	Rice	66 69	63 H	Rice	52 67							
23 A	Old Dominion	66 71	213 A	UTEP	63 67							
53 A	Charlotte	59 72	311 A	UTSA	79 55							

Non-Div I Games: Mid-Amer. Christian59 61 Xavier (LA) 68 31 Tex. A&M-Texarkana 114 54

North Texas

Loss, Non-Conf, S Site, H Home A Away N Neutral

Northeastern

Through Games Of March 3, 2020

Average RPI Win:	216	WON-LOST	WINNING	LAST 10	STRENGTH OF	OPP. STRENGTH	TEAM	ADJ.	CONF.	ADJ CONF.
Average RPI Loss:	95	RECORD	PCT. RANK	GAMES	SCHEDULE	OF SCHEDULE	RPI	RPI	RPI	RPI
DIV. I ONLY	12- 16	219	4-6	56	134	151	151	14	14	
DIV. I NON-CONF.	4- 7	225	0	31	61	116	116	13	13	
TOTALS	RPI 1-25	RPI 26-50	W-L RECORDS	RPI 51-100	RPI 101-150	RPI 150+				
12- 16	0- 2	0- 6	OVERALL	0- 2	2- 2	10- 4				
8- 6	0- 0	0- 4	HOME	0- 1	1- 0	7- 1				
4- 10	0- 2	0- 2	AWAY	0- 1	1- 2	3- 3				
0- 0	0- 0	0- 0	NEUTRAL	0- 0	0- 0	0- 0				
4- 7	0- 2	0- 2	NON-CONFERENCE	0- 2	1- 1	3- 0				
2- 3	0- 0	0- 2	HOME	0- 1	0- 0	2- 0				
2- 4	0- 2	0- 0	AWAY	0- 1	1- 1	1- 0				
0- 0	0- 0	0- 0	NEUTRAL	0- 0	0- 0	0- 0				
8- 9	0- 0	0- 4	CONFERENCE	0- 0	1- 1	7- 4				
6- 3	0- 0	0- 2	HOME	0- 0	1- 0	5- 1				
2- 6	0- 0	0- 2	AWAY	0- 0	0- 1	2- 3				
0- 0	0- 0	0- 0	NEUTRAL	0- 0	0- 0	0- 0				

RPI	S	Opponent	Score	RPI	S	Opponent	Score	RPI	S	Opponent	Score	RPI	S	Opponent	Score	Team's RPI: 151
2	A	Oregon	47 89	29	H	South Dakota	76 80	52	H	Yale	63 78	109	A	William & Mary	64 80	
16	A	Central Mich.	63 79	36	A	James Madison	54 67	89	A	Fordham	58 74	109	H	William & Mary	61 55	
				36	H	James Madison	64 86					126	A	Harvard	46 44	
				40	A	Drexel	41 50					130	A	Boston U.	56 72	
				40	H	Drexel	51 67					173	A	Maine	66 58	
				49	H	Dayton	60 71					177	A	Elon	69 45	
												177	H	Elon	68 65	
												179	A	Delaware	72 62	
												179	H	Delaware	69 81	
												183	A	Towson	68 81	
												183	H	Towson	66 63	
												261	A	Col. of Charleston	61 66	
												261	H	Col. of Charleston	72 68	
												268	H	North Dakota St.	72 61	
												271	A	UNCW	48 61	
												271	H	UNCW	63 61	
												324	H	Hofstra	74 51	
												344	H	Hartford	60 47	
LAST 10 Division I																
261	A	Col. of Charleston	61 66	109	A	William & Mary	64 80									
271	A	UNCW	48 61	40	H	Drexel	51 67									
183	H	Towson	66 63	179	H	Delaware	69 81									
36	H	James Madison	64 86	271	H	UNCW	63 61									
177	A	Elon	69 45	261	H	Col. of Charleston	72 68									

Non-Div I Games:

Northeastern

■ Loss,
 ■ Non-Conf,
 ■ S Site,
 ■ Home
 ■ A Away
 N Neutral

Average RPI Win:	244	WON-LOST	WINNING	LAST 10	STRENGTH OF	OPP. STRENGTH	TEAM	ADJ.	CONF.	ADJ CONF.
Average RPI Loss:	143	RECORD	PCT. RANK	GAMES	SCHEDULE	OF SCHEDULE	RPI	RPI	RPI	RPI
DIV. I ONLY	15- 13	155	6-4	205	236	162	162	18	18	
DIV. I NON-CONF.	3- 6	235	0	112	271	197	197	17	17	
TOTALS	RPI 1-25	RPI 26-50	W-L RECORDS	RPI 51-100	RPI 101-150	RPI 150+				
15- 13	0- 1	0- 0	OVERALL	0- 4	3- 0	12- 8				
7- 4	0- 0	0- 0	HOME	0- 1	1- 0	6- 3				
7- 8	0- 0	0- 0	AWAY	0- 3	1- 0	6- 5				
1- 1	0- 1	0- 0	NEUTRAL	0- 0	1- 0	0- 0				
3- 6	0- 1	0- 0	NON-CONFERENCE	0- 2	1- 0	2- 3				
1- 1	0- 0	0- 0	HOME	0- 0	0- 0	1- 1				
1- 4	0- 0	0- 0	AWAY	0- 2	0- 0	1- 2				
1- 1	0- 1	0- 0	NEUTRAL	0- 0	1- 0	0- 0				
12- 7	0- 0	0- 0	CONFERENCE	0- 2	2- 0	10- 5				
6- 3	0- 0	0- 0	HOME	0- 1	1- 0	5- 2				
6- 4	0- 0	0- 0	AWAY	0- 1	1- 0	5- 3				
0- 0	0- 0	0- 0	NEUTRAL	0- 0	0- 0	0- 0				

RPI S	Opponent	Score	RPI S	Opponent	Score	RPI S	Opponent	Score	RPI S	Opponent	Score	Team's RPI: 162
18 N	Oregon St.	57 91				61 A	Fresno St.	66 83	115 A	Idaho	71 70	
						63 A	Rice	57 71	115 H	Idaho	70 67	
						79 A	Montana St.	71 73	147 N	San Jose St.	67 64	
						79 H	Montana St.	64 72	159 A	Montana	57 70	
									159 H	Montana	71 79	
									160 A	Idaho St.	70 59	
									160 H	Idaho St.	76 79	
									165 H	UC Davis	61 71	
									176 A	Southern Utah	64 82	
									176 H	Southern Utah	84 76	
									223 A	Portland St.	54 66	
									224 A	Northern Colo.	71 60	
									224 H	Northern Colo.	72 45	
									227 A	New Mexico	76 83	
									291 A	California Baptist	79 98	
									303 A	Sacramento St.	85 65	
									303 H	Sacramento St.	114 107	
									308 A	Eastern Wash.	70 62	
									308 H	Eastern Wash.	63 58	
									309 H	Seattle U	88 80	
									321 A	Houston Baptist	79 62	
									322 A	Weber St.	88 82	
									322 H	Weber St.	92 61	
LAST 10 Division I												
79 A	Montana St.	71 73	224 A	Northern Colo.	71 60							
159 A	Montana	57 70	322 H	Weber St.	92 61							
308 H	Eastern Wash.	63 58	160 H	Idaho St.	76 79							
115 H	Idaho	70 67	308 A	Eastern Wash.	70 62							
176 A	Southern Utah	64 82	115 A	Idaho	71 70							

Non-Div I Games:

Northern Ariz.

■ Loss,
 ■ Non-Conf, S Site,
 ■ Home
 ■ Away
 N Neutral

Average RPI Win: 250		WON-LOST	WINNING	LAST 10	STRENGTH OF	OPP. STRENGTH	TEAM	ADJ.	CONF.	ADJ CONF.
Average RPI Loss: 158		RECORD	PCT. RANK	GAMES	SCHEDULE	OF SCHEDULE	RPI	RPI	RPI	RPI
DIV. I ONLY		12- 15	205	4-6	260	192	224	224	18	18
DIV. I NON-CONF.		4- 5	195	0	140	134	144	144	17	17
TOTALS	RPI 1-25	RPI 26-50		W-L RECORDS		RPI 51-100	RPI 101-150	RPI 150+		
12- 15	0- 2	0- 0		OVERALL		0- 1	0- 2	12- 10		
4- 7	0- 0	0- 0		HOME		0- 0	0- 1	4- 6		
8- 8	0- 2	0- 0		AWAY		0- 1	0- 1	8- 4		
0- 0	0- 0	0- 0		NEUTRAL		0- 0	0- 0	0- 0		
4- 5	0- 2	0- 0		NON-CONFERENCE		0- 0	0- 0	4- 3		
1- 2	0- 0	0- 0		HOME		0- 0	0- 0	1- 2		
3- 3	0- 2	0- 0		AWAY		0- 0	0- 0	3- 1		
0- 0	0- 0	0- 0		NEUTRAL		0- 0	0- 0	0- 0		
8- 10	0- 0	0- 0		CONFERENCE		0- 1	0- 2	8- 7		
3- 5	0- 0	0- 0		HOME		0- 0	0- 1	3- 4		
5- 5	0- 0	0- 0		AWAY		0- 1	0- 1	5- 3		
0- 0	0- 0	0- 0		NEUTRAL		0- 0	0- 0	0- 0		

[illegible]

Northern Colo.

Average RPI Win:	211	WON-LOST	WINNING	LAST 10	STRENGTH OF	OPP. STRENGTH	TEAM	ADJ.	CONF.	ADJ CONF.
Average RPI Loss:	102	RECORD	PCT. RANK	GAMES	SCHEDULE	OF SCHEDULE	RPI	RPI	RPI	RPI
DIV. I ONLY	9- 18	273	4-6	64	128	188	188	10	10	
DIV. I NON-CONF.	4- 7	225	0	68	180	157	157	10	10	
TOTALS	RPI 1-25	RPI 26-50	W-L RECORDS	RPI 51-100	RPI 101-150	RPI 150+				
9- 18	0- 2	0- 3	OVERALL	0- 4	1- 5	8- 4				
4- 8	0- 1	0- 1	HOME	0- 1	1- 4	3- 1				
4- 9	0- 1	0- 1	AWAY	0- 3	0- 1	4- 3				
1- 1	0- 0	0- 1	NEUTRAL	0- 0	0- 0	1- 0				
4- 7	0- 0	0- 3	NON-CONFERENCE	0- 1	0- 2	4- 1				
1- 3	0- 0	0- 1	HOME	0- 0	0- 2	1- 0				
2- 3	0- 0	0- 1	AWAY	0- 1	0- 0	2- 1				
1- 1	0- 0	0- 1	NEUTRAL	0- 0	0- 0	1- 0				
5- 11	0- 2	0- 0	CONFERENCE	0- 3	1- 3	4- 3				
3- 5	0- 1	0- 0	HOME	0- 1	1- 2	2- 1				
2- 6	0- 1	0- 0	AWAY	0- 2	0- 1	2- 2				
0- 0	0- 0	0- 0	NEUTRAL	0- 0	0- 0	0- 0				

RPI S	Opponent	Score	RPI S	Opponent	Score	RPI S	Opponent	Score	RPI S	Opponent	Score	Team's RPI: 188
16 A	Central Mich.	60 66	26 H	Drake	49 73	59 A	Ball St.	89 97	102 H	Kent St.	71 79	
16 H	Central Mich.	66 70	29 N	South Dakota	48 91	62 A	Illinois St.	66 69	103 H	Southern Ill.	61 80	
			46 A	Purdue	63 68	87 A	Ohio	67 87	126 H	Harvard	53 59	
						87 H	Ohio	79 85	129 H	Buffalo	64 63	
									145 A	Western Mich.	50 63	
									145 H	Western Mich.	65 68	
									153 A	Akron	70 65	
									175 A	Eastern Mich.	55 62	
									175 H	Eastern Mich.	65 59	
									180 H	Toledo	51 63	
									208 H	Eastern Ill.	61 48	
									210 N	Tennessee Tech	82 74	
									212 A	Miami (OH)	64 66	
									212 H	Miami (OH)	86 84	
									219 A	Milwaukee	65 78	
									256 A	Bowling Green	92 87	
									268 A	North Dakota St.	74 68	
									288 A	Colorado St.	80 75	
LAST 10 Division I												
145 A	Western Mich.	50 63	212 H	Miami (OH)	86 84							
175 H	Eastern Mich.	65 59	256 A	Bowling Green	92 87							
16 H	Central Mich.	66 70	16 A	Central Mich.	60 66							
59 A	Ball St.	89 97	129 H	Buffalo	64 63							
145 H	Western Mich.	65 68	175 A	Eastern Mich.	55 62							

Non-Div I Games:

Northern Ill.

■ Loss,
 ■ Non-Conf,
 ■ S Site,
 ■ H Home
 ■ A Away
 N Neutral

Average RPI Win:	264	WON-LOST	WINNING	LAST 10	STRENGTH OF	OPP. STRENGTH	TEAM	ADJ.	CONF.	ADJ CONF.
Average RPI Loss:	145	RECORD	PCT. RANK	GAMES	SCHEDULE	OF SCHEDULE	RPI	RPI	RPI	RPI
DIV. I ONLY	19- 11	93	8-2	313	231	182	182	22	22	
DIV. I NON-CONF.	6- 5	151	0	308	158	217	217	22	22	
TOTALS	RPI 1-25	RPI 26-50	W-L RECORDS	RPI 51-100	RPI 101-150	RPI 150+				
19- 11	0- 1	0- 0	OVERALL	1- 3	1- 1	17- 6				
11- 4	0- 1	0- 0	HOME	1- 1	1- 0	9- 2				
7- 7	0- 0	0- 0	AWAY	0- 2	0- 1	7- 4				
1- 0	0- 0	0- 0	NEUTRAL	0- 0	0- 0	1- 0				
6- 5	0- 1	0- 0	NON-CONFERENCE	0- 2	0- 0	6- 2				
3- 2	0- 1	0- 0	HOME	0- 1	0- 0	3- 0				
2- 3	0- 0	0- 0	AWAY	0- 1	0- 0	2- 2				
1- 0	0- 0	0- 0	NEUTRAL	0- 0	0- 0	1- 0				
13- 6	0- 0	0- 0	CONFERENCE	1- 1	1- 1	11- 4				
8- 2	0- 0	0- 0	HOME	1- 0	1- 0	6- 2				
5- 4	0- 0	0- 0	AWAY	0- 1	0- 1	5- 2				
0- 0	0- 0	0- 0	NEUTRAL	0- 0	0- 0	0- 0				

RPI	S	Opponent	Score	RPI	S	Opponent	Score	RPI	S	Opponent	Score	RPI	S	Opponent	Score	Team's RPI: 182
5	H	Louisville	57 85					55	A	Belmont	45 62	120	A	Green Bay	44 65	
								74	A	IUPUI	61 89	120	H	Green Bay	63 43	
								74	H	IUPUI	65 62	155	A	Wright St.	69 79	
								94	H	Saint Louis	42 67	155	H	Wright St.	55 63	
												199	A	Cleveland St.	62 66	
												199	H	Cleveland St.	68 73	
												219	A	Milwaukee	61 49	
												219	H	Milwaukee	61 37	
												235	N	Jacksonville St.	66 63	
												236	H	Central Ark.	72 56	
												255	A	Lipscomb	69 71	
												257	A	Youngstown St.	59 55	
												257	H	Youngstown St.	75 56	
												269	H	Wofford	80 72	
												274	A	Indiana St.	70 68	
												284	A	Oakland	67 65	
												284	H	Oakland	69 60	
												286	A	Eastern Ky.	62 69	
												301	A	FIU	67 45	
												316	H	Omaha	57 40	
												332	A	Detroit Mercy	82 61	
												332	H	Detroit Mercy	72 60	
												332	H	Detroit Mercy	94 47	
												340	A	UIC	88 46	
												340	H	UIC	78 35	
LAST 10 Division I																
332	H	Detroit Mercy	94 47	340	H	UIC	78 35									
284	A	Oakland	67 65	257	A	Youngstown St.	59 55									
332	A	Detroit Mercy	82 61	199	A	Cleveland St.	62 66									
155	A	Wright St.	69 79	120	H	Green Bay	63 43									
74	H	IUPUI	65 62	219	H	Milwaukee	61 37									

Non-Div I Games:

Northern Ky.

■ Loss,
 ■ Non-Conf, S Site,
 ■ Home
 ■ Away
 N Neutral

Northwestern

Through Games Of March 3, 2020

Average RPI Win:	113	WON-LOST	WINNING	LAST 10	STRENGTH OF	OPP. STRENGTH	TEAM	ADJ.	CONF.	ADJ CONF.
Average RPI Loss:	11	RECORD	PCT. RANK	GAMES	SCHEDULE	OF SCHEDULE	RPI	RPI	RPI	RPI
DIV. I ONLY	26- 3	8	9-1	40	1	7	7	2	2	
DIV. I NON-CONF.	10- 1	20	0	97	19	24	24	2	2	
TOTALS	RPI 1-25	RPI 26-50	W-L RECORDS	RPI 51-100	RPI 101-150	RPI 150+				
26- 3	4- 3	5- 0	OVERALL	5- 0	4- 0	8- 0				
14- 2	1- 2	3- 0	HOME	3- 0	3- 0	4- 0				
10- 1	3- 1	2- 0	AWAY	2- 0	1- 0	2- 0				
2- 0	0- 0	0- 0	NEUTRAL	0- 0	0- 0	2- 0				
10- 1	1- 1	1- 0	NON-CONFERENCE	1- 0	3- 0	4- 0				
6- 1	0- 1	0- 0	HOME	1- 0	3- 0	2- 0				
2- 0	1- 0	1- 0	AWAY	0- 0	0- 0	0- 0				
2- 0	0- 0	0- 0	NEUTRAL	0- 0	0- 0	2- 0				
16- 2	3- 2	4- 0	CONFERENCE	4- 0	1- 0	4- 0				
8- 1	1- 1	3- 0	HOME	2- 0	0- 0	2- 0				
8- 1	2- 1	1- 0	AWAY	2- 0	1- 0	2- 0				
0- 0	0- 0	0- 0	NEUTRAL	0- 0	0- 0	0- 0				

RPI 1-25				Team's RPI: 7		RPI 26-50				RPI 51-100				RPI 101+					
RPI	S	Opponent	Score		RPI	S	Opponent	Score		RPI	S	Opponent	Score		RPI	S	Opponent	Score	
3	A	Maryland	61	70	28	A	Marquette	64	56	65	H	Boston College	66	63	101	H	Colgate	73	44
3	H	Maryland	81	58	38	A	Michigan	66	60	86	A	Minnesota	56	54	105	H	UT Arlington	74	47
12	H	Iowa	51	77	38	H	Michigan	81	73	88	H	Nebraska	60	56	144	A	Wisconsin	82	66
15	A	Indiana	71	69	42	H	Rutgers	82	65	92	A	Michigan St.	76	48	149	H	Valparaiso	69	48
19	H	DePaul	68	70	46	H	Purdue	61	56	92	H	Michigan St.	85	55	174	H	Dartmouth	79	37
22	A	Ohio St.	69	55											192	A	Illinois	77	50
24	A	Duke	63	42											192	H	Illinois	75	58
															214	A	Penn St.	82	59
															214	H	Penn St.	85	59
															234	N	East Carolina	64	45
															262	N	Xavier	79	59
															266	H	Loyola Maryland	67	46
LAST 10 Division I																			
192	H	Illinois	75	58	38	A	Michigan	66	60										
22	A	Ohio St.	69	55	92	H	Michigan St.	85	55										
144	A	Wisconsin	82	66	214	A	Penn St.	82	59										
42	H	Rutgers	82	65	38	H	Michigan	81	73										
88	H	Nebraska	60	56	3	A	Maryland	61	70										

Non-Div I Games:

Northwestern

■ Loss,
 ■ Non-Conf, S Site,
 ■ Home
 ■ Away
 N Neutral

Average RPI Win:	319	WON-LOST	WINNING	LAST 10	STRENGTH OF	OPP. STRENGTH	TEAM	ADJ.	CONF.	ADJ CONF.
Average RPI Loss:	183	RECORD	PCT. RANK	GAMES	SCHEDULE	OF SCHEDULE	RPI	RPI	RPI	RPI
DIV. I ONLY	5- 19	317	2-8	304	292	336	336	23	23	
DIV. I NON-CONF.	1- 5	313	0	222	279	323	323	24	24	
TOTALS	RPI 1-25	RPI 26-50	W-L RECORDS	RPI 51-100	RPI 101-150	RPI 150+				
5- 19	0- 0	0- 2	OVERALL	0- 4	0- 2	5- 11				
4- 8	0- 0	0- 0	HOME	0- 2	0- 1	4- 5				
1- 11	0- 0	0- 2	AWAY	0- 2	0- 1	1- 6				
0- 0	0- 0	0- 0	NEUTRAL	0- 0	0- 0	0- 0				
1- 5	0- 0	0- 2	NON-CONFERENCE	0- 0	0- 1	1- 2				
1- 1	0- 0	0- 0	HOME	0- 0	0- 0	1- 1				
0- 4	0- 0	0- 2	AWAY	0- 0	0- 1	0- 1				
0- 0	0- 0	0- 0	NEUTRAL	0- 0	0- 0	0- 0				
4- 14	0- 0	0- 0	CONFERENCE	0- 4	0- 1	4- 9				
3- 7	0- 0	0- 0	HOME	0- 2	0- 1	3- 4				
1- 7	0- 0	0- 0	AWAY	0- 2	0- 0	1- 5				
0- 0	0- 0	0- 0	NEUTRAL	0- 0	0- 0	0- 0				

RPI S	Opponent	Score	RPI S	Opponent	Score	RPI S	Opponent	Score	RPI S	Opponent	Score	Team's RPI: 336
33	A Arkansas	39 99	80	H A&M-Corpus Christi	59 72	127	A Texas Tech	49 79				
44	A Texas	49 91	90	A Abilene Christian	69 84	150	H Sam Houston St.	69 79				
			95	A SFA	40 89	157	H Jackson St.	49 66				
			95	H SFA	45 61	172	H New Orleans	63 77				
						236	H Central Ark.	44 51				
						237	A Southeastern La.	41 66				
						237	H Southeastern La.	56 72				
						258	A Incarnate Word	39 76				
						258	H Incarnate Word	67 69				
						260	A Nicholls St.	66 73				
						260	H Nicholls St.	58 54				
						263	A Lamar University	58 61				
						321	A Houston Baptist	54 46				
						321	H Houston Baptist	69 60				
						345	A McNeese	51 61				
						345	H McNeese	70 60				
						347	H Grambling	65 61				
						348	A La.-Monroe	54 63				
LAST 10 Division I												
237	A Southeastern La.	41 66	321	A Houston Baptist	54 46							
95	H SFA	45 61	90	A Abilene Christian	69 84							
260	A Nicholls St.	66 73	236	H Central Ark.	44 51							
345	H McNeese	70 60	172	H New Orleans	63 77							
258	A Incarnate Word	39 76	237	H Southeastern La.	56 72							

Non-Div I Games: LeTourneau 91 61 LSU-Shreveport 63 68 Central Baptist 61 59

Northwestern St.

Loss, Non-Conf, S Site, H Home A Away N Neutral

Notre Dame

Through Games Of March 3, 2020

Average RPI Win:	139	WON-LOST	WINNING	LAST 10	STRENGTH OF	OPP. STRENGTH	TEAM	ADJ.	CONF.	ADJ CONF.
Average RPI Loss:	57	RECORD	PCT. RANK	GAMES	SCHEDULE	OF SCHEDULE	RPI	RPI	RPI	RPI
DIV. I ONLY	13- 17	215	6-4	21	19	100	100	5	5	
DIV. I NON-CONF.	5- 7	205	0	11	7	92	92	4	4	
TOTALS	RPI 1-25	RPI 26-50	W-L RECORDS	RPI 51-100	RPI 101-150	RPI 150+				
13- 17	0- 6	2- 2	OVERALL	4- 7	3- 1	4- 1				
6- 9	0- 3	0- 1	HOME	1- 4	2- 0	3- 1				
6- 6	0- 3	2- 0	AWAY	2- 2	1- 1	1- 0				
1- 2	0- 0	0- 1	NEUTRAL	1- 1	0- 0	0- 0				
5- 7	0- 2	1- 1	NON-CONFERENCE	2- 4	0- 0	2- 0				
2- 4	0- 1	0- 0	HOME	0- 3	0- 0	2- 0				
2- 1	0- 1	1- 0	AWAY	1- 0	0- 0	0- 0				
1- 2	0- 0	0- 1	NEUTRAL	1- 1	0- 0	0- 0				
8- 10	0- 4	1- 1	CONFERENCE	2- 3	3- 1	2- 1				
4- 5	0- 2	0- 1	HOME	1- 1	2- 0	1- 1				
4- 5	0- 2	1- 0	AWAY	1- 2	1- 1	1- 0				
0- 0	0- 0	0- 0	NEUTRAL	0- 0	0- 0	0- 0				

RPI S	Opponent	Score	RPI S	Opponent	Score	RPI S	Opponent	Score	RPI S	Opponent	Score
5	A Louisville	49 82	32	H Virginia Tech	62 68	56	A Virginia	60 90	104	A Syracuse	63 74
5	H Louisville	54 86	35	N FGCU	60 69	58	H Tennessee	63 74	104	H Syracuse	72 70
6	A UConn	57 81	38	A Michigan	76 72	65	A Boston College	55 56	128	A Wake Forest	75 71
19	H DePaul	94 105	39	A Florida St.	70 67	65	H Boston College	65 75	139	H North Carolina	83 65
21	H NC State	56 90				68	N South Fla.	67 51	180	H Toledo	54 51
24	A Duke	47 50				69	N South Dakota St.	59 65	228	H Clemson	55 71
						72	A Georgia Tech	59 51	266	H Loyola Maryland	84 60
						86	H Minnesota	67 75	290	A Pittsburgh	60 52
						89	A Fordham	60 55	290	H Pittsburgh	74 52
						92	H Michigan St.	69 72			
						98	H Miami (FL)	76 53			
LAST 10 Division I											
39	A Florida St.	70 67	65	A Boston College	55 56						
139	H North Carolina	83 65	290	H Pittsburgh	74 52						
104	H Syracuse	72 70	128	A Wake Forest	75 71						
32	H Virginia Tech	62 68	72	A Georgia Tech	59 51						
5	A Louisville	49 82	5	H Louisville	54 86						

Non-Div I Games:

Notre Dame

Loss, Non-Conf, S Site, H Home A Away N Neutral

RPI 1-25					
RPI	S	Opponent	Score		
16	H	Central Mich.	47	65	
RPI 26-50					
RPI	S	Opponent	Score		
38	A	Michigan	64	79	
41	H	Bradley	58	74	
RPI 51-100					
RPI	S	Opponent	Score		
74	A	IUPUI	41	76	
74	H	IUPUI	63	89	
92	A	Michigan St.	56	76	
Team's RPI: 284					
RPI	S	Opponent	Score		
120	A	Green Bay	51	76	
120	H	Green Bay	93	88	
155	A	Wright St.	66	85	
155	H	Wright St.	60	77	
182	A	Northern Ky.	60	69	
182	H	Northern Ky.	65	67	
199	A	Cleveland St.	64	83	
199	H	Cleveland St.	58	79	
219	A	Milwaukee	65	73	
219	A	Milwaukee	67	74	
219	H	Milwaukee	78	62	
235	N	Jacksonville St.	61	55	
257	A	Youngstown St.	86	73	
257	H	Youngstown St.	74	79	
282	A	Niagara	63	77	
294	A	St. Bonaventure	66	80	
301	A	FIU	58	49	
332	A	Detroit Mercy	71	57	
332	H	Detroit Mercy	65	60	
340	A	UIC	64	70	
340	H	UIC	63	46	
349	A	Chicago St.	98	70	
LAST 10 Division I					
219	A	Milwaukee	65	73	
182	H	Northern Ky.	65	67	
155	H	Wright St.	60	77	
257	A	Youngstown St.	86	73	
199	A	Cleveland St.	64	83	
120	A	Green Bay	51	76	
219	A	Milwaukee	67	74	
74	H	IUPUI	63	89	
340	H	UIC	63	46	
332	H	Detroit Mercy	65	60	

Page 218

Average RPI Win:	172	WON-LOST	WINNING	LAST 10	STRENGTH OF	OPP. STRENGTH	TEAM	ADJ.	CONF.	ADJ CONF.
Average RPI Loss:	98	RECORD	PCT. RANK	GAMES	SCHEDULE	OF SCHEDULE	RPI	RPI	RPI	RPI
DIV. I ONLY	17- 10	94	6-4	120	81	87	87	10	10	
DIV. I NON-CONF.	7- 4	100	0	145	22	75	75	10	10	
TOTALS	RPI 1-25	RPI 26-50	W-L RECORDS	RPI 51-100	RPI 101-150	RPI 150+				
17- 10	1- 3	0- 1	OVERALL	2- 1	2- 3	12- 2				
10- 2	0- 1	0- 0	HOME	2- 0	1- 1	7- 0				
6- 7	1- 2	0- 1	AWAY	0- 0	1- 2	4- 2				
1- 1	0- 0	0- 0	NEUTRAL	0- 1	0- 0	1- 0				
7- 4	1- 1	0- 1	NON-CONFERENCE	1- 1	0- 1	5- 0				
4- 0	0- 0	0- 0	HOME	1- 0	0- 0	3- 0				
2- 3	1- 1	0- 1	AWAY	0- 0	0- 1	1- 0				
1- 1	0- 0	0- 0	NEUTRAL	0- 1	0- 0	1- 0				
10- 6	0- 2	0- 0	CONFERENCE	1- 0	2- 2	7- 2				
6- 2	0- 1	0- 0	HOME	1- 0	1- 1	4- 0				
4- 4	0- 1	0- 0	AWAY	0- 0	1- 1	3- 2				
0- 0	0- 0	0- 0	NEUTRAL	0- 0	0- 0	0- 0				

RPI S	Opponent	Score	RPI S	Opponent	Score	RPI S	Opponent	Score	RPI S	Opponent	Score
16 A	Central Mich.	90 92	44 A	Texas	60 73	59 H	Ball St.	79 71	102 H	Kent St.	63 57
16 H	Central Mich.	71 73				74 H	IUPUI	70 64	104 A	Syracuse	54 66
20 A	TCU	72 79				93 N	Butler	55 60	129 A	Buffalo	76 65
22 A	Ohio St.	74 68							129 H	Buffalo	62 63
									145 A	Western Mich.	72 73
									153 A	Akron	76 79
									153 H	Akron	70 57
									175 A	Eastern Mich.	75 65
									180 H	Toledo	86 58
									188 A	Northern Ill.	85 79
									188 H	Northern Ill.	87 67
									191 A	Chattanooga	70 58
									198 H	American	81 69
									212 A	Miami (OH)	84 70
									244 H	Marshall	67 51
									256 A	Bowling Green	68 82
									256 H	Bowling Green	79 69
									258 H	Incarnate Word	78 41
									290 N	Pittsburgh	72 50
LAST 10 Division I											
129 H	Buffalo	62 63	102 H	Kent St.	63 57						
256 A	Bowling Green	68 82	175 A	Eastern Mich.	75 65						
153 A	Akron	76 79	16 A	Central Mich.	90 92						
180 H	Toledo	86 58	153 H	Akron	70 57						
212 A	Miami (OH)	84 70	256 H	Bowling Green	79 69						

Non-Div I Games:

Ohio

■ Loss,
 ■ Non-Conf,
 ■ S Site,
 ■ H Home
 ■ A Away
 N Neutral

Average RPI Win:	116	WON-LOST	WINNING	LAST 10	STRENGTH OF	OPP. STRENGTH	TEAM	ADJ.	CONF.	ADJ CONF.
Average RPI Loss:	30	RECORD	PCT. RANK	GAMES	SCHEDULE	OF SCHEDULE	RPI	RPI	RPI	RPI
DIV. I ONLY	18- 11	99	7-3	3	12	22	22	2	2	
DIV. I NON-CONF.	7- 4	100	0	3	65	14	14	2	2	
TOTALS	RPI 1-25	RPI 26-50	W-L RECORDS	RPI 51-100	RPI 101-150	RPI 150+				
18- 11	2- 6	2- 3	OVERALL	6- 2	3- 0	5- 0				
8- 5	1- 3	1- 1	HOME	2- 1	1- 0	3- 0				
8- 5	1- 3	1- 1	AWAY	3- 1	1- 0	2- 0				
2- 1	0- 0	0- 1	NEUTRAL	1- 0	1- 0	0- 0				
7- 4	1- 2	0- 1	NON-CONFERENCE	2- 1	2- 0	2- 0				
2- 2	1- 1	0- 0	HOME	0- 1	0- 0	1- 0				
3- 1	0- 1	0- 0	AWAY	1- 0	1- 0	1- 0				
2- 1	0- 0	0- 1	NEUTRAL	1- 0	1- 0	0- 0				
11- 7	1- 4	2- 2	CONFERENCE	4- 1	1- 0	3- 0				
6- 3	0- 2	1- 1	HOME	2- 0	1- 0	2- 0				
5- 4	1- 2	1- 1	AWAY	2- 1	0- 0	1- 0				
0- 0	0- 0	0- 0	NEUTRAL	0- 0	0- 0	0- 0				

RPI	S	Opponent	Score	RPI	S	Opponent	Score	RPI	S	Opponent	Score	RPI	S	Opponent	Score
3	A	Maryland	62 72	29	N	South Dakota	53 68	76	N	UNI	64 46	102	A	Kent St.	75 65
3	H	Maryland	65 85	38	H	Michigan	78 69	77	A	Cincinnati	78 73	144	H	Wisconsin	82 74
5	H	Louisville	67 60	42	A	Rutgers	57 59	86	A	Minnesota	66 63	149	N	Valparaiso	89 38
6	H	UConn	62 73	46	A	Purdue	77 56	86	H	Minnesota	99 76	190	H	Radford	70 57
7	H	Northwestern	55 69	46	H	Purdue	50 66	87	H	Ohio	68 74	192	A	Illinois	78 58
8	A	Stanford	52 71					88	A	Nebraska	80 74	192	H	Illinois	77 47
12	A	Iowa	68 77					88	H	Nebraska	65 52	214	H	Penn St.	80 70
15	A	Indiana	80 76					92	A	Michigan St.	65 68	303	A	Sacramento St.	104 74
LAST 10 Division I															
46	A	Purdue	77 56	86	H	Minnesota	99 76								
7	H	Northwestern	55 69	144	H	Wisconsin	82 74								
42	A	Rutgers	57 59	192	A	Illinois	78 58								
88	H	Nebraska	65 52	88	A	Nebraska	80 74								
15	A	Indiana	80 76	3	H	Maryland	65 85								

Non-Div I Games:

Ohio St.

Average RPI Win:	98	WON-LOST	WINNING	LAST 10	STRENGTH OF	OPP. STRENGTH	TEAM	ADJ.	CONF.	ADJ CONF.
Average RPI Loss:	65	RECORD	PCT. RANK	GAMES	SCHEDULE	OF SCHEDULE	RPI	RPI	RPI	RPI
DIV. I ONLY	12- 16	219	2-8	1	47	78	78	3	3	
DIV. I NON-CONF.	7- 5	131	0	4	119	47	47	3	3	
<hr/>										
TOTALS	RPI 1-25	RPI 26-50	W-L RECORDS	RPI 51-100	RPI 101-150	RPI 150+				
12- 16	0- 5	3- 4	OVERALL	5- 3	3- 2	1- 2				
9- 7	0- 3	3- 1	HOME	3- 2	2- 1	1- 0				
3- 8	0- 1	0- 3	AWAY	2- 1	1- 1	0- 2				
0- 1	0- 1	0- 0	NEUTRAL	0- 0	0- 0	0- 0				
7- 5	0- 2	2- 1	NON-CONFERENCE	2- 0	2- 0	1- 2				
7- 1	0- 1	2- 0	HOME	2- 0	2- 0	1- 0				
0- 3	0- 0	0- 1	AWAY	0- 0	0- 0	0- 2				
0- 1	0- 1	0- 0	NEUTRAL	0- 0	0- 0	0- 0				
5- 11	0- 3	1- 3	CONFERENCE	3- 3	1- 2	0- 0				
2- 6	0- 2	1- 1	HOME	1- 2	0- 1	0- 0				
3- 5	0- 1	0- 2	AWAY	2- 1	1- 1	0- 0				
0- 0	0- 0	0- 0	NEUTRAL	0- 0	0- 0	0- 0				

RPI 1-25				RPI 26-50				RPI 51-100				Team's RPI: 78		RPI 101+			
RPI	S	Opponent	Score	RPI	S	Opponent	Score	RPI	S	Opponent	Score		RPI	S	Opponent	Score	
4	A	Baylor	69 101	26	H	Drake	93 84	60	A	Oklahoma St.	77 75		119	A	Kansas	94 82	
4	H	Baylor	56 77	31	A	Western Ky.	63 74	60	H	Oklahoma St.	69 73		119	H	Kansas	80 83	
6	N	UConn	53 97	34	H	LSU	90 68	66	A	West Virginia	73 49		124	H	UAB	82 75	
9	H	Missouri St.	90 96	44	A	Texas	76 86	66	H	West Virginia	68 58		127	A	Texas Tech	84 89	
20	H	TCU	63 82	44	H	Texas	53 70	71	A	Kansas St.	74 92		150	H	Sam Houston St.	95 71	
				47	A	Iowa St.	59 63	71	H	Kansas St.	85 87		170	A	Wichita St.	83 88	
				47	H	Iowa St.	81 72	90	H	Abilene Christian	78 65		209	A	Houston	69 85	
								95	H	SFA	75 62		296	H	Prairie View	94 48	
LAST 10 Division I																	
				44	A	Texas	76 86	47	A	Iowa St.	59 63						
				119	H	Kansas	80 83	66	H	West Virginia	68 58						
				4	A	Baylor	69 101	119	A	Kansas	94 82						
				71	H	Kansas St.	85 87	44	H	Texas	53 70						
				60	H	Oklahoma St.	69 73	71	A	Kansas St.	74 92						

Non-Div I Games:

Oklahoma

■ Loss,
 ■ Non-Conf, S Site,
 ■ Home
 ■ Away
 N Neutral

Average RPI Win:	138	WON-LOST	WINNING	LAST 10	STRENGTH OF	OPP. STRENGTH	TEAM	ADJ.	CONF.	ADJ CONF.
Average RPI Loss:	43	RECORD	PCT. RANK	GAMES	SCHEDULE	OF SCHEDULE	RPI	RPI	RPI	RPI
DIV. I ONLY	15- 14	163	3-7	6	38	60	60	3	3	
DIV. I NON-CONF.	9- 3	63	0	24	106	27	27	3	3	
TOTALS	RPI 1-25	RPI 26-50	W-L RECORDS	RPI 51-100	RPI 101-150	RPI 150+				
15- 14	0- 7	0- 3	OVERALL	5- 2	5- 2	5- 0				
10- 6	0- 2	0- 2	HOME	2- 2	4- 0	4- 0				
4- 6	0- 3	0- 1	AWAY	3- 0	0- 2	1- 0				
1- 2	0- 2	0- 0	NEUTRAL	0- 0	1- 0	0- 0				
9- 3	0- 3	0- 0	NON-CONFERENCE	1- 0	3- 0	5- 0				
7- 0	0- 0	0- 0	HOME	1- 0	2- 0	4- 0				
1- 1	0- 1	0- 0	AWAY	0- 0	0- 0	1- 0				
1- 2	0- 2	0- 0	NEUTRAL	0- 0	1- 0	0- 0				
6- 11	0- 4	0- 3	CONFERENCE	4- 2	2- 2	0- 0				
3- 6	0- 2	0- 2	HOME	1- 2	2- 0	0- 0				
3- 5	0- 2	0- 1	AWAY	3- 0	0- 2	0- 0				
0- 0	0- 0	0- 0	NEUTRAL	0- 0	0- 0	0- 0				

RPI 1-25				RPI 26-50				RPI 51-100				RPI 101+			
RPI	S	Opponent	Score	RPI	S	Opponent	Score	RPI	S	Opponent	Score	RPI	S	Opponent	Score
2	N	Oregon	72 89	44	H	Texas	56 61	63	H	Rice	69 38	105	N	UT Arlington	60 47
4	A	Baylor	48 94	47	A	Iowa St.	63 74	66	A	West Virginia	57 55	115	H	Idaho	62 47
4	H	Baylor	42 69	47	H	Iowa St.	63 64	66	H	West Virginia	60 57	119	A	Kansas	69 77
5	N	Louisville	48 69					71	A	Kansas St.	70 63	119	H	Kansas	67 49
17	A	Texas A&M	62 74					71	H	Kansas St.	52 62	122	H	Duquesne	84 41
20	A	TCU	37 49					78	A	Oklahoma	73 69	127	A	Texas Tech	79 109
20	H	TCU	68 72					78	H	Oklahoma	75 77	127	H	Texas Tech	74 58
												160	H	Idaho St.	70 52
												217	H	Oral Roberts	78 44
												245	A	Tulsa	78 48
												253	H	Southern U.	72 59
												263	H	Lamar University	74 53
LAST 10 Division I															
71	H	Kansas St.	52 62	78	A	Oklahoma	73 69								
119	A	Kansas	69 77	66	H	West Virginia	60 57								
127	H	Texas Tech	74 58	47	A	Iowa St.	63 74								
20	A	TCU	37 49	127	A	Texas Tech	79 109								
4	H	Baylor	42 69	20	H	TCU	68 72								

Non-Div I Games:

Oklahoma St.

■ Loss,
■ Non-Conf,
■ S Site,
■ H Home
■ A Away
N Neutral

Old Dominion

Through Games Of March 3, 2020

Average RPI Win:	182	WON-LOST	WINNING	LAST 10	STRENGTH OF	OPP. STRENGTH	TEAM	ADJ.	CONF.	ADJ CONF.
Average RPI Loss:	83	RECORD	PCT. RANK	GAMES	SCHEDULE	OF SCHEDULE	RPI	RPI	RPI	RPI
DIV. I ONLY	24- 4	16	9-1	109	143	23	23	13	13	
DIV. I NON-CONF.	10- 2	29	0	111	166	30	30	16	16	
TOTALS	RPI 1-25	RPI 26-50	W-L RECORDS	RPI 51-100	RPI 101-150	RPI 150+				
24- 4	0- 0	2- 0	OVERALL	2- 3	7- 1	13- 0				
14- 0	0- 0	1- 0	HOME	2- 0	4- 0	7- 0				
9- 4	0- 0	1- 0	AWAY	0- 3	2- 1	6- 0				
1- 0	0- 0	0- 0	NEUTRAL	0- 0	1- 0	0- 0				
10- 2	0- 0	0- 0	NON-CONFERENCE	0- 2	7- 0	3- 0				
6- 0	0- 0	0- 0	HOME	0- 0	4- 0	2- 0				
3- 2	0- 0	0- 0	AWAY	0- 2	2- 0	1- 0				
1- 0	0- 0	0- 0	NEUTRAL	0- 0	1- 0	0- 0				
14- 2	0- 0	2- 0	CONFERENCE	2- 1	0- 1	10- 0				
8- 0	0- 0	1- 0	HOME	2- 0	0- 0	5- 0				
6- 2	0- 0	1- 0	AWAY	0- 1	0- 1	5- 0				
0- 0	0- 0	0- 0	NEUTRAL	0- 0	0- 0	0- 0				

RPI S	Opponent	Score	RPI S	Opponent	Score	RPI S	Opponent	Score	RPI S	Opponent	Score
31	H Western Ky.	76 65	53	A Charlotte	59 63	109	A William & Mary	69 58			
50	A Middle Tenn.	67 56	53	H Charlotte	54 51	113	A Auburn	89 77			
			56	A Virginia	53 56	115	N Idaho	67 55			
			63	H Rice	66 59	118	H Campbell	59 44			
			97	A VCU	49 62	121	H Richmond	73 51			
						124	A UAB	65 76			
						141	H Mt. St. Mary's	85 34			
						146	H Hampton	75 38			
						193	A Fla. Atlantic	75 63			
						193	H Fla. Atlantic	60 49			
						203	H Southern Miss.	67 50			
						213	A UTEP	77 69			
						244	A Marshall	64 54			
						244	H Marshall	57 46			
						247	H North Texas	71 66			
						259	H Winthrop	68 44			
						272	H Louisiana Tech	77 61			
						301	A FIU	66 39			
						310	A Cal Poly	61 55			
						311	A UTSA	62 43			
						314	H UMES	48 39			
LAST 10 Division I											
193	H Fla. Atlantic	60 49	213	A UTEP	77 69						
244	A Marshall	64 54	311	A UTSA	62 43						
53	A Charlotte	59 63	272	H Louisiana Tech	77 61						
247	H North Texas	71 66	203	H Southern Miss.	67 50						
63	H Rice	66 59	193	A Fla. Atlantic	75 63						

Non-Div I Games:

Old Dominion

Loss, Non-Conf, S Site, H Home A Away N Neutral

Average RPI Win:	295	WON-LOST	WINNING	LAST 10	STRENGTH OF	OPP. STRENGTH	TEAM	ADJ.	CONF.	ADJ CONF.
Average RPI Loss:	98	RECORD	PCT. RANK	GAMES	SCHEDULE	OF SCHEDULE	RPI	RPI	RPI	RPI
DIV. I ONLY	7- 22	307	0-10	117	100	285	285	4	4	
DIV. I NON-CONF.	7- 6	161	0	312	349	296	296	5	5	
TOTALS	RPI 1-25	RPI 26-50	W-L RECORDS	RPI 51-100	RPI 101-150	RPI 150+				
7- 22	0- 5	0- 2	OVERALL	0- 4	1- 5	6- 6				
6- 11	0- 3	0- 1	HOME	0- 3	1- 1	5- 3				
0- 10	0- 2	0- 1	AWAY	0- 1	0- 4	0- 2				
1- 1	0- 0	0- 0	NEUTRAL	0- 0	0- 0	1- 1				
7- 6	0- 0	0- 0	NON-CONFERENCE	0- 0	1- 2	6- 4				
6- 3	0- 0	0- 0	HOME	0- 0	1- 1	5- 2				
0- 2	0- 0	0- 0	AWAY	0- 0	0- 1	0- 1				
1- 1	0- 0	0- 0	NEUTRAL	0- 0	0- 0	1- 1				
0- 16	0- 5	0- 2	CONFERENCE	0- 4	0- 3	0- 2				
0- 8	0- 3	0- 1	HOME	0- 3	0- 0	0- 1				
0- 8	0- 2	0- 1	AWAY	0- 1	0- 3	0- 1				
0- 0	0- 0	0- 0	NEUTRAL	0- 0	0- 0	0- 0				

RPI	S	Opponent	Score	RPI	S	Opponent	Score	RPI	S	Opponent	Score	RPI	S	Opponent	Score	Team's RPI: 285
1	H	South Carolina	32 87	33	H	Arkansas	64 108	57	H	Alabama	56 57	110	A	Vanderbilt	47 63	
14	A	Mississippi St.	39 80	34	A	LSU	44 52	58	A	Tennessee	66 77	111	H	Southeast Mo. St.	53 70	
14	H	Mississippi St.	59 84					58	H	Tennessee	28 84	113	A	Auburn	43 59	
17	A	Texas A&M	35 79					70	H	Georgia	51 58	127	A	Texas Tech	48 84	
25	H	Kentucky	52 94									134	A	Florida	72 74	
												150	H	Sam Houston St.	75 69	
												167	A	Missouri	67 82	
												167	H	Missouri	57 71	
												172	H	New Orleans	64 69	
												186	H	Louisiana	42 53	
												203	A	Southern Miss.	53 59	
												272	H	Louisiana Tech	76 53	
												290	N	Pittsburgh	50 58	
												300	H	Ga. Southern	69 66	
												320	H	Alabama St.	93 66	
												325	N	Alcorn	73 55	
												348	H	La.-Monroe	66 42	
												351	H	Mississippi Val.	72 53	
LAST 10 Division I																
14	H	Mississippi St.	59 84	134	A	Florida	72 74									
58	A	Tennessee	66 77	110	A	Vanderbilt	47 63									
167	A	Missouri	67 82	57	H	Alabama	56 57									
25	H	Kentucky	52 94	1	H	South Carolina	32 87									
33	H	Arkansas	64 108	14	A	Mississippi St.	39 80									

Non-Div I Games:

Ole Miss

■ Loss,
■ Non-Conf, S Site,
■ Home
■ Away
N Neutral

Average RPI Win:	272	WON-LOST	WINNING	LAST 10	STRENGTH OF	OPP. STRENGTH	TEAM	ADJ.	CONF.	ADJ CONF.
Average RPI Loss:	164	RECORD	PCT. RANK	GAMES	SCHEDULE	OF SCHEDULE	RPI	RPI	RPI	RPI
DIV. I ONLY	5- 22	322	1-9	177	261	316	316	19	19	
DIV. I NON-CONF.	3- 8	268	0	105	323	263	263	18	18	
TOTALS	RPI 1-25	RPI 26-50	W-L RECORDS	RPI 51-100	RPI 101-150	RPI 150+				
5- 22	0- 0	0- 3	OVERALL	0- 5	0- 1	5- 13				
3- 10	0- 0	0- 2	HOME	0- 2	0- 0	3- 6				
1- 11	0- 0	0- 1	AWAY	0- 2	0- 1	1- 7				
1- 1	0- 0	0- 0	NEUTRAL	0- 1	0- 0	1- 0				
3- 8	0- 0	0- 1	NON-CONFERENCE	0- 3	0- 1	3- 3				
2- 3	0- 0	0- 1	HOME	0- 1	0- 0	2- 1				
0- 4	0- 0	0- 0	AWAY	0- 1	0- 1	0- 2				
1- 1	0- 0	0- 0	NEUTRAL	0- 1	0- 0	1- 0				
2- 14	0- 0	0- 2	CONFERENCE	0- 2	0- 0	2- 10				
1- 7	0- 0	0- 1	HOME	0- 1	0- 0	1- 5				
1- 7	0- 0	0- 1	AWAY	0- 1	0- 0	1- 5				
0- 0	0- 0	0- 0	NEUTRAL	0- 0	0- 0	0- 0				

RPI 1-25			RPI 26-50			RPI 51-100			RPI 101+ Team's RPI: 316		
RPI	S	Opponent	Score	RPI	S	Opponent	Score	RPI	S	Opponent	Score
29	A	South Dakota	44 77	29	H	South Dakota	39 71	69	A	South Dakota St.	59 69
45	H	Creighton	54 67	71	A	Kansas St.	48 73	119	A	Kansas	48 63
				76	H	UNI	45 81	182	A	Northern Ky.	40 57
				97	N	VCU	66 74	199	H	Cleveland St.	66 79
								206	A	Western Ill.	66 79
								206	H	Western Ill.	69 83
								208	A	Eastern Ill.	52 65
								211	H	UMKC	57 53
								217	A	Oral Roberts	57 84
								217	H	Oral Roberts	60 54
								221	A	North Dakota	57 63
								221	H	North Dakota	67 71
								229	A	Denver	60 66
								229	H	Denver	80 86
								243	H	Morgan St.	70 64
								268	A	North Dakota St.	64 67
								268	H	North Dakota St.	65 74
								339	A	Purdue Fort Wayne	65 51
								339	H	Purdue Fort Wayne	57 58
								351	N	Mississippi Val.	78 70
LAST 10 Division I											
268	A	North Dakota St.	64 67	217	A	Oral Roberts	57 84				
221	H	North Dakota	67 71	69	A	South Dakota St.	59 69				
339	A	Purdue Fort Wayne	65 51	268	H	North Dakota St.	65 74				
206	A	Western Ill.	66 79	29	H	South Dakota	39 71				
229	H	Denver	80 86	339	H	Purdue Fort Wayne	57 58				

Non-Div I Games: Peru St. 92 58 Graceland (IA) 85 46

Omaha

Loss, Non-Conf, S Site, H Home A Away N Neutral

Oral Roberts

Through Games Of March 3, 2020

Average RPI Win:	248	WON-LOST	WINNING	LAST 10	STRENGTH OF	OPP. STRENGTH	TEAM	ADJ.	CONF.	ADJ CONF.
Average RPI Loss:	137	RECORD	PCT. RANK	GAMES	SCHEDULE	OF SCHEDULE	RPI	RPI	RPI	RPI
DIV. I ONLY	12- 15	205	6-4	222	168	217	217	19	19	
DIV. I NON-CONF.	3- 8	268	0	183	81	270	270	18	18	
TOTALS	RPI 1-25	RPI 26-50	W-L RECORDS	RPI 51-100	RPI 101-150	RPI 150+				
12- 15	0- 0	0- 3	OVERALL	0- 5	1- 1	11- 6				
9- 3	0- 0	0- 1	HOME	0- 1	1- 0	8- 1				
3- 12	0- 0	0- 2	AWAY	0- 4	0- 1	3- 5				
0- 0	0- 0	0- 0	NEUTRAL	0- 0	0- 0	0- 0				
3- 8	0- 0	0- 1	NON-CONFERENCE	0- 3	1- 1	2- 3				
3- 1	0- 0	0- 0	HOME	0- 0	1- 0	2- 1				
0- 7	0- 0	0- 1	AWAY	0- 3	0- 1	0- 2				
0- 0	0- 0	0- 0	NEUTRAL	0- 0	0- 0	0- 0				
9- 7	0- 0	0- 2	CONFERENCE	0- 2	0- 0	9- 3				
6- 2	0- 0	0- 1	HOME	0- 1	0- 0	6- 0				
3- 5	0- 0	0- 1	AWAY	0- 1	0- 0	3- 3				
0- 0	0- 0	0- 0	NEUTRAL	0- 0	0- 0	0- 0				

RPI S	Opponent	Score	RPI S	Opponent	Score	RPI S	Opponent	Score	RPI S	Opponent	Score	Team's RPI: 217
29	A South Dakota	56 79	29	H South Dakota	73 77	60	A Oklahoma St.	44 78	114	A Utah	58 78	
33	A Arkansas	64 96	69	A South Dakota St.	44 58	69	H South Dakota St.	61 76	150	H Sam Houston St.	64 41	
			71	A Kansas St.	69 109	69	H Kansas St.	69 109	170	H Wichita St.	79 66	
			88	A Nebraska	67 77	71	A Kansas St.	69 109	176	A Southern Utah	58 72	
						88	A Nebraska	67 77	206	A Western Ill.	61 75	
									206	H Western Ill.	71 60	
									221	A North Dakota	86 72	
									221	H North Dakota	75 52	
									229	A Denver	79 91	
									229	H Denver	84 72	
									245	A Tulsa	65 67	
									252	H Texas St.	63 57	
									268	A North Dakota St.	80 76	
									268	H North Dakota St.	70 62	
									316	A Omaha	54 60	
									316	H Omaha	84 57	
									321	H Houston Baptist	73 74	
									339	A Purdue Fort Wayne	79 73	
									339	H Purdue Fort Wayne	96 59	
LAST 10 Division I												
339	H Purdue Fort Wayne	96 59	268	A North Dakota St.	80 76							
206	H Western Ill.	71 60	221	A North Dakota	86 72							
229	A Denver	79 91	69	H South Dakota St.	61 76							
29	H South Dakota	73 77	229	H Denver	84 72							
316	H Omaha	84 57	29	A South Dakota	56 79							

Non-Div I Games: Rogers St. 80 40 Cent. Christian (KS114 60

Oral Roberts

Loss, Non-Conf, S Site, H Home A Away N Neutral

Average RPI Win:	96	WON-LOST	WINNING	LAST 10	STRENGTH OF	OPP. STRENGTH	TEAM	ADJ.	CONF.	ADJ CONF.
Average RPI Loss:	18	RECORD	PCT. RANK	GAMES	SCHEDULE	OF SCHEDULE	RPI	RPI	RPI	RPI
DIV. I ONLY	28- 2	4	10-0	11	5	2	2	1	1	
DIV. I NON-CONF.	11- 1	13	1-0	58	30	9	9	1	1	
TOTALS	RPI 1-25	RPI 26-50	W-L RECORDS	RPI 51-100	RPI 101-150	RPI 150+				
28- 2	6- 1	3- 1	OVERALL	6- 0	9- 0	4- 0				
15- 0	2- 0	2- 0	HOME	3- 0	5- 0	3- 0				
11- 1	4- 0	1- 1	AWAY	2- 0	3- 0	1- 0				
2- 1	0- 1	0- 0	NEUTRAL	1- 0	1- 0	0- 0				
11- 1	1- 1	0- 0	NON-CONFERENCE	3- 0	3- 0	4- 0				
6- 0	0- 0	0- 0	HOME	2- 0	1- 0	3- 0				
3- 0	1- 0	0- 0	AWAY	0- 0	1- 0	1- 0				
2- 1	0- 1	0- 0	NEUTRAL	1- 0	1- 0	0- 0				
17- 1	5- 0	3- 1	CONFERENCE	3- 0	6- 0	0- 0				
9- 0	2- 0	2- 0	HOME	1- 0	4- 0	0- 0				
8- 1	3- 0	1- 1	AWAY	2- 0	2- 0	0- 0				
0- 0	0- 0	0- 0	NEUTRAL	0- 0	0- 0	0- 0				

RPI 1-25				Team's RPI: 2		RPI 26-50				RPI 51-100				RPI 101+						
RPI	S	Opponent	Score		RPI	S	Opponent	Score		RPI	S	Opponent	Score		RPI	S	Opponent	Score		
5	N	Louisville	62	72	27	A	Arizona	71	64	60	N	Oklahoma St.	89	72	104	A	Syracuse	81	64	
6	A	UConn	74	56	27	H	Arizona	85	52	69	H	South Dakota St.	95	56	105	N	UT Arlington	91	54	
8	A	Stanford	74	66	30	A	Arizona St.	66	72	71	H	Kansas St.	89	51	107	H	Washington St.	88	57	
8	H	Stanford	87	55	30	H	Arizona St.	79	48	84	A	Colorado	101	53	114	A	Utah	90	63	
13	A	UCLA	80	66						84	H	Colorado	104	46	114	H	Utah	88	51	
18	A	Oregon St.	66	57						85	A	Southern California	93	67	125	H	Washington	92	56	
18	H	Oregon St.	76	64											131	A	California	93	61	
																131	H	California	105	55
																133	H	Texas Southern	99	63
																151	H	Northeastern	89	47
																278	H	Utah St.	109	52
																292	A	Long Beach St.	81	45
																304	H	UC Riverside	84	41

Non-Div I Games:

Oregon

■ Loss,
 ■ Non-Conf, S Site,
 ■ Home
 ■ Away
 N Neutral

Oregon St.

Through Games Of March 3, 2020

Average RPI Win:	125	WON-LOST	WINNING	LAST 10	STRENGTH OF	OPP. STRENGTH	TEAM	ADJ.	CONF.	ADJ CONF.
Average RPI Loss:	22	RECORD	PCT. RANK	GAMES	SCHEDULE	OF SCHEDULE	RPI	RPI	RPI	RPI
DIV. I ONLY	22- 8	49	6-4	8	27	18	18	1	1	
DIV. I NON-CONF.	12- 0	1	0	52	152	6	6	1	1	
TOTALS	RPI 1-25	RPI 26-50	W-L RECORDS	RPI 51-100	RPI 101-150	RPI 150+				
22- 8	2- 5	2- 2	OVERALL	5- 1	7- 0	6- 0				
14- 3	2- 2	1- 1	HOME	1- 0	5- 0	5- 0				
5- 5	0- 3	1- 1	AWAY	2- 1	2- 0	0- 0				
3- 0	0- 0	0- 0	NEUTRAL	2- 0	0- 0	1- 0				
12- 0	2- 0	0- 0	NON-CONFERENCE	3- 0	1- 0	6- 0				
8- 0	2- 0	0- 0	HOME	0- 0	1- 0	5- 0				
1- 0	0- 0	0- 0	AWAY	1- 0	0- 0	0- 0				
3- 0	0- 0	0- 0	NEUTRAL	2- 0	0- 0	1- 0				
10- 8	0- 5	2- 2	CONFERENCE	2- 1	6- 0	0- 0				
6- 3	0- 2	1- 1	HOME	1- 0	4- 0	0- 0				
4- 5	0- 3	1- 1	AWAY	1- 1	2- 0	0- 0				
0- 0	0- 0	0- 0	NEUTRAL	0- 0	0- 0	0- 0				

RPI	S	Opponent	Score	RPI	S	Opponent	Score	RPI	S	Opponent	Score	RPI	S	Opponent	Score
2	A	Oregon	64 76	27	A	Arizona	63 61	83	N	BYU	65 34	107	H	Washington St.	73 58
2	H	Oregon	57 66	27	H	Arizona	58 65	84	A	Colorado	79 52	114	A	Utah	77 65
8	A	Stanford	60 63	30	A	Arizona St.	47 55	84	H	Colorado	72 60	114	H	Utah	77 48
8	H	Stanford	58 61	30	H	Arizona St.	64 62	85	A	Southern California	66 72	125	H	Washington	75 61
9	H	Missouri St.	80 69					98	A	Miami (FL)	75 53	131	A	California	76 63
13	A	UCLA	74 83					99	N	Liberty	68 55	131	H	California	81 44
19	H	DePaul	98 77									135	H	Pacific	69 57
												162	N	Northern Ariz.	91 57
												176	H	Southern Utah	95 45
												207	H	Hawaii	64 32
												251	H	CSU Bakersfield	69 50
												276	H	UC Irvine	86 57
												278	H	Utah St.	75 46
LAST 10 Division I															
107	H	Washington St.	73 58	85	A	Southern California	66 72								
125	H	Washington	75 61	27	H	Arizona	58 65								
131	A	California	76 63	30	H	Arizona St.	64 62								
8	A	Stanford	60 63	114	A	Utah	77 65								
13	A	UCLA	74 83	84	A	Colorado	79 52								

Non-Div I Games:

Oregon St.

■ Loss,
 ■ Non-Conf,
 ■ S Site,
 ■ H Home
 ■ A Away
 N Neutral

Pacific

Through Games Of March 3, 2020

Average RPI Win: 218	WON-LOST	WINNING	LAST 10	STRENGTH OF	OPP. STRENGTH	TEAM	ADJ.	CONF.	ADJ CONF.
Average RPI Loss: 113	RECORD	PCT. RANK	GAMES	SCHEDULE	OF SCHEDULE	RPI	RPI	RPI	RPI
DIV. I ONLY	16- 13	148	5-5	154	119	135	135	11	11
DIV. I NON-CONF.	7- 4	100	0	201	171	107	107	11	11
TOTALS	RPI 1-25	RPI 26-50	W-L RECORDS	RPI 51-100	RPI 101-150	RPI 150+			
16- 13	0- 4	1- 0	OVERALL	0- 2	2- 2	13- 5			
9- 4	0- 1	0- 0	HOME	0- 1	1- 1	8- 1			
6- 8	0- 3	1- 0	AWAY	0- 1	1- 1	4- 3			
1- 1	0- 0	0- 0	NEUTRAL	0- 0	0- 0	1- 1			
7- 4	0- 2	1- 0	NON-CONFERENCE	0- 0	0- 0	6- 2			
4- 0	0- 0	0- 0	HOME	0- 0	0- 0	4- 0			
2- 3	0- 2	1- 0	AWAY	0- 0	0- 0	1- 1			
1- 1	0- 0	0- 0	NEUTRAL	0- 0	0- 0	1- 1			
9- 9	0- 2	0- 0	CONFERENCE	0- 2	2- 2	7- 3			
5- 4	0- 1	0- 0	HOME	0- 1	1- 1	4- 1			
4- 5	0- 1	0- 0	AWAY	0- 1	1- 1	3- 2			
0- 0	0- 0	0- 0	NEUTRAL	0- 0	0- 0	0- 0			

RPI 1-25				RPI 26-50				RPI 51-100				RPI 101+ Team's RPI: 135			
RPI	S	Opponent	Score	RPI	S	Opponent	Score	RPI	S	Opponent	Score	RPI	S	Opponent	Score
10	A	Gonzaga	67 68	40	A	Drexel	58 51	83	A	BYU	54 65	112	A	San Diego	61 66
10	H	Gonzaga	65 83					83	H	BYU	66 76	112	H	San Diego	64 66
13	A	UCLA	57 68									138	A	Portland	77 73
18	A	Oregon St.	57 69									138	H	Portland	77 70
												180	N	Toledo	65 66
												194	A	Pepperdine	54 59
												194	H	Pepperdine	64 63
												195	A	Santa Clara	65 75
												195	H	Santa Clara	71 69
												197	A	Saint Mary's (CA)	68 66
												197	H	Saint Mary's (CA)	65 53
												204	A	San Francisco	84 61
												204	H	San Francisco	61 67
												211	H	UMKC	89 60
												222	H	SMU	77 49
												251	A	CSU Bakersfield	70 80
												264	A	UC Santa Barbara	63 53
												274	H	Indiana St.	83 66
												287	A	LMU (CA)	87 70
												287	H	LMU (CA)	76 67
												315	N	St. Francis Brooklyn	71 62
												322	H	Weber St.	76 53
LAST 10 Division I															
195	H	Santa Clara	71 69	138	H	Portland	77 70								
204	H	San Francisco	61 67	10	H	Gonzaga	65 83								
197	H	Saint Mary's (CA)	65 53	287	A	LMU (CA)	87 70								
83	A	BYU	54 65	194	A	Pepperdine	54 59								
112	A	San Diego	61 66	197	A	Saint Mary's (CA)	68 66								

Non-Div I Games:

Pacific

■ Loss,
 ■ Non-Conf, S Site,
 ■ Home
 ■ Away
 N Neutral

Average RPI Win:	196	WON-LOST	WINNING	LAST 10	STRENGTH OF	OPP. STRENGTH	TEAM	ADJ.	CONF.	ADJ CONF.
Average RPI Loss:	59	RECORD	PCT. RANK	GAMES	SCHEDULE	OF SCHEDULE	RPI	RPI	RPI	RPI
DIV. I ONLY	17- 7	58	8-2	153	85	67	67	7	7	
DIV. I NON-CONF.	9- 3	63	0	305	98	102	102	8	8	
TOTALS	RPI 1-25	RPI 26-50	W-L RECORDS	RPI 51-100	RPI 101-150	RPI 150+				
17- 7	0- 3	1- 0	OVERALL	1- 2	2- 2	13- 0				
10- 2	0- 1	1- 0	HOME	0- 1	2- 0	7- 0				
7- 5	0- 2	0- 0	AWAY	1- 1	0- 2	6- 0				
0- 0	0- 0	0- 0	NEUTRAL	0- 0	0- 0	0- 0				
9- 3	0- 1	1- 0	NON-CONFERENCE	0- 1	0- 1	8- 0				
5- 0	0- 0	1- 0	HOME	0- 0	0- 0	4- 0				
4- 3	0- 1	0- 0	AWAY	0- 1	0- 1	4- 0				
0- 0	0- 0	0- 0	NEUTRAL	0- 0	0- 0	0- 0				
8- 4	0- 2	0- 0	CONFERENCE	1- 1	2- 1	5- 0				
5- 2	0- 1	0- 0	HOME	0- 1	2- 0	3- 0				
3- 2	0- 1	0- 0	AWAY	1- 0	0- 1	2- 0				
0- 0	0- 0	0- 0	NEUTRAL	0- 0	0- 0	0- 0				

RPI 1-25				RPI 26-50				RPI 51-100 Team's RPI: 67				RPI 101+			
RPI	S	Opponent	Score	RPI	S	Opponent	Score	RPI	S	Opponent	Score	RPI	S	Opponent	Score
11	A	Princeton	44 80	40	H	Drexel	53 49	52	A	Yale	53 51	108	H	Columbia	86 84
11	H	Princeton	55 75					52	H	Yale	54 71	116	A	Temple	72 76
24	A	Duke	50 66					75	A	Villanova	58 70	126	A	Harvard	51 58
												126	H	Harvard	70 48
												174	A	Dartmouth	66 33
												174	H	Dartmouth	67 31
												187	H	Cornell	63 41
												196	A	La Salle	65 49
												205	A	Brown	85 73
												205	H	Brown	74 60
												207	A	Hawaii	70 55
												226	H	Stetson	81 41
												230	A	Saint Joseph's	55 45
												249	H	Iona	74 42
												280	H	Siena	92 44
												330	A	NJIT	85 51
												344	H	Hartford	74 46
LAST 10 Division I															
205	H	Brown	74 60	52	A	Yale	53 51								
52	H	Yale	54 71	205	A	Brown	85 73								
11	A	Princeton	44 80	187	H	Cornell	63 41								
126	H	Harvard	70 48	108	H	Columbia	86 84								
174	H	Dartmouth	67 31	174	A	Dartmouth	66 33								

Non-Div I Games: Chaminade 90 39

Penn

Average RPI Win:	213	WON-LOST	WINNING	LAST 10	STRENGTH OF	OPP. STRENGTH	TEAM	ADJ.	CONF.	ADJ CONF.
Average RPI Loss:	78	RECORD	PCT. RANK	GAMES	SCHEDULE	OF SCHEDULE	RPI	RPI	RPI	RPI
DIV. I ONLY	7- 22	307	0-10	36	57	214	214	2	2	
DIV. I NON-CONF.	6- 5	151	0	217	273	216	216	2	2	
<hr/>										
TOTALS	RPI 1-25	RPI 26-50	W-L RECORDS	RPI 51-100	RPI 101-150	RPI 150+				
7- 22	0- 8	0- 5	OVERALL	2- 4	0- 1	5- 4				
5- 11	0- 4	0- 2	HOME	2- 2	0- 0	3- 3				
1- 10	0- 4	0- 3	AWAY	0- 2	0- 1	1- 0				
1- 1	0- 0	0- 0	NEUTRAL	0- 0	0- 0	1- 1				
6- 5	0- 1	0- 0	NON-CONFERENCE	1- 1	0- 0	5- 3				
4- 3	0- 0	0- 0	HOME	1- 1	0- 0	3- 2				
1- 1	0- 1	0- 0	AWAY	0- 0	0- 0	1- 0				
1- 1	0- 0	0- 0	NEUTRAL	0- 0	0- 0	1- 1				
1- 17	0- 7	0- 5	CONFERENCE	1- 3	0- 1	0- 1				
1- 8	0- 4	0- 2	HOME	1- 1	0- 0	0- 1				
0- 9	0- 3	0- 3	AWAY	0- 2	0- 1	0- 0				
0- 0	0- 0	0- 0	NEUTRAL	0- 0	0- 0	0- 0				

RPI 1-25				RPI 26-50				RPI 51-100				RPI 101+ Team's RPI: 214			
RPI	S	Opponent	Score	RPI	S	Opponent	Score	RPI	S	Opponent	Score	RPI	S	Opponent	Score
3	H	Maryland	69 106	38	A	Michigan	48 82	86	H	Minnesota	74 81	144	A	Wisconsin	65 71
7	A	Northwestern	59 85	38	H	Michigan	66 80	88	A	Nebraska	58 75	183	A	Towson	73 67
7	H	Northwestern	59 82	42	A	Rutgers	39 72	89	H	Fordham	72 59	192	H	Illinois	66 70
11	A	Princeton	55 72	42	H	Rutgers	57 62	91	H	Rider	70 78	196	H	La Salle	67 69
12	A	Iowa	57 100	46	A	Purdue	68 81	92	A	Michigan St.	80 99	228	H	Clemson	68 55
12	H	Iowa	66 77					92	H	Michigan St.	86 73	248	H	George Mason	68 78
15	H	Indiana	60 76									290	H	Pittsburgh	78 73
22	A	Ohio St.	70 80									292	N	Long Beach St.	56 64
												302	H	Sacred Heart	88 65
												305	N	N.C. Central	92 68
<hr/>															
LAST 10 Division I															
92	A	Michigan St.	80 99	192	H	Illinois	66 70								
38	H	Michigan	66 80	42	A	Rutgers	39 72								
12	A	Iowa	57 100	7	H	Northwestern	59 82								
3	H	Maryland	69 106	12	H	Iowa	66 77								
88	A	Nebraska	58 75	46	A	Purdue	68 81								

Non-Div I Games:

Penn St.

■ Loss,
■ Non-Conf,
■ S Site,
■ H Home
■ A Away
N Neutral

Pepperdine

Through Games Of March 3, 2020

Average RPI Win:	219	WON-LOST	WINNING	LAST 10	STRENGTH OF	OPP. STRENGTH	TEAM	ADJ.	CONF.	ADJ CONF.
Average RPI Loss:	130	RECORD	PCT. RANK	GAMES	SCHEDULE	OF SCHEDULE	RPI	RPI	RPI	RPI
DIV. I ONLY	12- 14	194	5-5	188	115	194	194	11	11	
DIV. I NON-CONF.	4- 4	164	0	300	200	235	235	11	11	
TOTALS	RPI 1-25	RPI 26-50	W-L RECORDS	RPI 51-100	RPI 101-150	RPI 150+				
12- 14	0- 2	0- 0	OVERALL	0- 3	2- 5	10- 4				
7- 6	0- 1	0- 0	HOME	0- 1	2- 1	5- 3				
5- 8	0- 1	0- 0	AWAY	0- 2	0- 4	5- 1				
0- 0	0- 0	0- 0	NEUTRAL	0- 0	0- 0	0- 0				
4- 4	0- 0	0- 0	NON-CONFERENCE	0- 1	0- 1	4- 2				
2- 2	0- 0	0- 0	HOME	0- 0	0- 0	2- 2				
2- 2	0- 0	0- 0	AWAY	0- 1	0- 1	2- 0				
0- 0	0- 0	0- 0	NEUTRAL	0- 0	0- 0	0- 0				
8- 10	0- 2	0- 0	CONFERENCE	0- 2	2- 4	6- 2				
5- 4	0- 1	0- 0	HOME	0- 1	2- 1	3- 1				
3- 6	0- 1	0- 0	AWAY	0- 1	0- 3	3- 1				
0- 0	0- 0	0- 0	NEUTRAL	0- 0	0- 0	0- 0				

RPI	S	Opponent	Score	RPI	S	Opponent	Score	RPI	S	Opponent	Score	RPI	S	Opponent	Score	Team's RPI: 194
10	A	Gonzaga	36 70					83	A	BYU	64 66	107	A	Washington St.	48 85	
10	H	Gonzaga	50 64					83	H	BYU	47 65	112	A	San Diego	58 62	
								96	A	Boise St.	74 76	112	H	San Diego	73 57	
												135	A	Pacific	63 64	
												135	H	Pacific	59 54	
												138	A	Portland	67 69	
												138	H	Portland	62 64	
												165	H	UC Davis	70 67	
												195	A	Santa Clara	79 61	
												195	H	Santa Clara	79 71	
												197	A	Saint Mary's (CA)	78 85	
												197	H	Saint Mary's (CA)	73 64	
												204	A	San Francisco	70 64	
												204	H	San Francisco	82 70	
												207	H	Hawaii	51 52	
												220	H	UNLV	44 69	
												287	A	LMU (CA)	77 66	
												287	H	LMU (CA)	77 84	
												308	A	Eastern Wash.	53 52	
												310	H	Cal Poly	63 53	
												312	A	New Mexico St.	72 69	
LAST 10 Division I																
112	A	San Diego	58 62	195	A	Santa Clara	79 61									
83	A	BYU	64 66	204	A	San Francisco	70 64									
10	H	Gonzaga	50 64	197	H	Saint Mary's (CA)	73 64									
138	H	Portland	62 64	135	H	Pacific	59 54									
287	A	LMU (CA)	77 66	138	A	Portland	67 69									

Non-Div I Games: Concordia (CA) 76 57 Cal St. L.A. 79 56

Pepperdine

Loss, Non-Conf, S Site, H Home A Away N Neutral

Average RPI Win:	269	WON-LOST	WINNING	LAST 10	STRENGTH OF	OPP. STRENGTH	TEAM	ADJ.	CONF.	ADJ CONF.
Average RPI Loss:	93	RECORD	PCT. RANK	GAMES	SCHEDULE	OF SCHEDULE	RPI	RPI	RPI	RPI
DIV. I ONLY	4- 25	328	1-9	96	60	290	290	5	5	
DIV. I NON-CONF.	3- 8	268	0	258	209	311	311	4	4	
TOTALS	RPI 1-25	RPI 26-50	W-L RECORDS	RPI 51-100	RPI 101-150	RPI 150+				
4- 25	0- 4	0- 3	OVERALL	0- 10	1- 4	3- 4				
3- 12	0- 3	0- 1	HOME	0- 4	1- 2	2- 2				
0- 12	0- 1	0- 2	AWAY	0- 5	0- 2	0- 2				
1- 1	0- 0	0- 0	NEUTRAL	0- 1	0- 0	1- 0				
3- 8	0- 0	0- 1	NON-CONFERENCE	0- 3	0- 1	3- 3				
2- 4	0- 0	0- 0	HOME	0- 1	0- 1	2- 2				
0- 3	0- 0	0- 1	AWAY	0- 1	0- 0	0- 1				
1- 1	0- 0	0- 0	NEUTRAL	0- 1	0- 0	1- 0				
1- 17	0- 4	0- 2	CONFERENCE	0- 7	1- 3	0- 1				
1- 8	0- 3	0- 1	HOME	0- 3	1- 1	0- 0				
0- 9	0- 1	0- 1	AWAY	0- 4	0- 2	0- 1				
0- 0	0- 0	0- 0	NEUTRAL	0- 0	0- 0	0- 0				

RPI 1-25			RPI 26-50			RPI 51-100			RPI 101+			Team's RPI: 290
RPI	S	Opponent	Score	RPI	S	Opponent	Score	RPI	S	Opponent	Score	
5	A	Louisville	49 83	32	A	Virginia Tech	56 68	56	A	Virginia	55 66	104 A Syracuse 53 71
5	H	Louisville	47 79	37	A	UCF	58 74	65	A	Boston College	59 70	104 H Syracuse 51 69
21	H	NC State	44 88	39	H	Florida St.	41 66	65	H	Boston College	70 79	122 H Duquesne 62 81
24	H	Duke	56 73					72	H	Georgia Tech	48 77	128 H Wake Forest 53 48
								77	A	Cincinnati	53 69	139 A North Carolina 62 70
								81	H	Stony Brook	56 59	212 H Miami (OH) 71 80
								87	N	Ohio	50 72	214 A Penn St. 73 78
								98	A	Miami (FL)	54 73	228 A Clemson 67 75
								100	A	Notre Dame	52 74	241 H Georgetown 56 66
								100	H	Notre Dame	52 60	285 N Ole Miss 58 50
												317 H Fairleigh Dickinson 69 60
												346 H Central Conn. St. 81 73
LAST 10 Division I												
98	A	Miami (FL)	54 73	24	H	Duke	56 73					
56	A	Virginia	55 66	100	A	Notre Dame	52 74					
5	H	Louisville	47 79	72	H	Georgia Tech	48 77					
65	A	Boston College	59 70	39	H	Florida St.	41 66					
104	A	Syracuse	53 71	128	H	Wake Forest	53 48					

Non-Div I Games:

Pittsburgh

■ Loss,
 ■ Non-Conf,
 ■ S Site,
 ■ H Home
 ■ A Away
 N Neutral

Average RPI Win: 213	WON-LOST	WINNING	LAST 10	STRENGTH OF	OPP. STRENGTH	TEAM	ADJ.	CONF.	ADJ CONF.
Average RPI Loss: 123	RECORD	PCT. RANK	GAMES	SCHEDULE	OF SCHEDULE	RPI	RPI	RPI	RPI
DIV. I ONLY	16- 11	120	6-4	165	142	138	138	11	11
DIV. I NON-CONF.	5- 4	140	0	243	314	202	202	11	11
TOTALS	RPI 1-25	RPI 26-50	W-L RECORDS	RPI 51-100	RPI 101-150	RPI 150+			
16- 11	0- 2	0- 0	OVERALL	2- 2	0- 4	14- 3			
7- 7	0- 1	0- 0	HOME	1- 2	0- 2	6- 2			
9- 4	0- 1	0- 0	AWAY	1- 0	0- 2	8- 1			
0- 0	0- 0	0- 0	NEUTRAL	0- 0	0- 0	0- 0			
5- 4	0- 0	0- 0	NON-CONFERENCE	1- 1	0- 0	4- 3			
2- 3	0- 0	0- 0	HOME	1- 1	0- 0	1- 2			
3- 1	0- 0	0- 0	AWAY	0- 0	0- 0	3- 1			
0- 0	0- 0	0- 0	NEUTRAL	0- 0	0- 0	0- 0			
11- 7	0- 2	0- 0	CONFERENCE	1- 1	0- 4	10- 0			
5- 4	0- 1	0- 0	HOME	0- 1	0- 2	5- 0			
6- 3	0- 1	0- 0	AWAY	1- 0	0- 2	5- 0			
0- 0	0- 0	0- 0	NEUTRAL	0- 0	0- 0	0- 0			

RPI 1-25				RPI 26-50				RPI 51-100				RPI 101+ Team's RPI: 138			
RPI	S	Opponent	Score	RPI	S	Opponent	Score	RPI	S	Opponent	Score	RPI	S	Opponent	Score
10	A	Gonzaga	57 62					61	H	Fresno St.	75 64	112	A	San Diego	55 74
10	H	Gonzaga	42 56					83	A	BYU	57 48	112	H	San Diego	58 62
								83	H	BYU	54 66	135	A	Pacific	70 77
								90	H	Abilene Christian	69 76	135	H	Pacific	73 77
												161	H	Loyola Chicago	64 78
												194	A	Pepperdine	64 62
												194	H	Pepperdine	69 67
												195	A	Santa Clara	80 77
												195	H	Santa Clara	84 62
												197	A	Saint Mary's (CA)	72 53
												197	H	Saint Mary's (CA)	78 65
												204	A	San Francisco	73 66
												204	H	San Francisco	69 49
												223	H	Portland St.	71 77
												240	H	Grand Canyon	73 41
												270	A	Air Force	72 56
												278	A	Utah St.	70 64
												283	A	CSUN	64 73
												287	A	LMU (CA)	89 78
												287	H	LMU (CA)	74 49
												322	A	Weber St.	78 59
LAST 10 Division I															
10	H	Gonzaga	42 56	135	A	Pacific	70 77								
287	A	LMU (CA)	89 78	197	A	Saint Mary's (CA)	72 53								
194	A	Pepperdine	64 62	112	H	San Diego	58 62								
204	H	San Francisco	69 49	83	H	BYU	54 66								
195	H	Santa Clara	84 62	194	H	Pepperdine	69 67								

Non-Div I Games: Warner Pacific 78 36 Willamette 82 42

Portland

■ Loss,
 ■ Non-Conf, S Site,
 ■ Home
 ■ Away
 N Neutral

Average RPI Win: 217	WON-LOST	WINNING	LAST 10	STRENGTH OF	OPP. STRENGTH	TEAM	ADJ.	CONF.	ADJ CONF.
Average RPI Loss: 176	RECORD	PCT. RANK	GAMES	SCHEDULE	OF SCHEDULE	RPI	RPI	RPI	RPI
DIV. I ONLY	12- 15	205	2-8	191	257	223	223	18	18
DIV. I NON-CONF.	5- 4	140	0	91	326	103	103	17	17
TOTALS	RPI 1-25	RPI 26-50	W-L RECORDS	RPI 51-100	RPI 101-150	RPI 150+			
12- 15	0- 0	0- 0	OVERALL	0- 4	2- 1	10- 10			
7- 6	0- 0	0- 0	HOME	0- 2	1- 0	6- 4			
5- 8	0- 0	0- 0	AWAY	0- 2	1- 1	4- 5			
0- 1	0- 0	0- 0	NEUTRAL	0- 0	0- 0	0- 1			
5- 4	0- 0	0- 0	NON-CONFERENCE	0- 2	1- 0	4- 2			
2- 1	0- 0	0- 0	HOME	0- 1	0- 0	2- 0			
3- 2	0- 0	0- 0	AWAY	0- 1	1- 0	2- 1			
0- 1	0- 0	0- 0	NEUTRAL	0- 0	0- 0	0- 1			
7- 11	0- 0	0- 0	CONFERENCE	0- 2	1- 1	6- 8			
5- 5	0- 0	0- 0	HOME	0- 1	1- 0	4- 4			
2- 6	0- 0	0- 0	AWAY	0- 1	0- 1	2- 4			
0- 0	0- 0	0- 0	NEUTRAL	0- 0	0- 0	0- 0			

RPI 1-25				RPI 26-50				RPI 51-100				RPI 101+				Team's RPI: 223	
RPI	S	Opponent	Score	RPI	S	Opponent	Score	RPI	S	Opponent	Score	RPI	S	Opponent	Score		
								58	H	Tennessee	61	88	115	A	Idaho	52	65
								79	A	Montana St.	67	98	115	H	Idaho	74	53
								79	H	Montana St.	62	73	138	A	Portland	77	71
								96	A	Boise St.	57	82	159	A	Montana	55	62
													159	H	Montana	78	65
													160	A	Idaho St.	69	64
													160	H	Idaho St.	63	68
													162	H	Northern Ariz.	66	54
													165	A	UC Davis	76	70
													176	A	Southern Utah	58	71
													176	H	Southern Utah	72	81
													211	A	UMKC	69	87
													224	A	Northern Colo.	58	77
													224	H	Northern Colo.	51	78
													231	H	Nevada	80	75
													240	H	Grand Canyon	69	46
													276	A	UC Irvine	70	61
													276	N	UC Irvine	75	83
													303	H	Sacramento St.	70	73
													308	A	Eastern Wash.	75	79
													308	H	Eastern Wash.	75	58
													322	A	Weber St.	76	57
													322	H	Weber St.	88	63
LAST 10 Division I																	
				322	H	Weber St.	88	63		224	H	Northern Colo.	51	78			
				160	H	Idaho St.	63	68		176	H	Southern Utah	72	81			
				79	A	Montana St.	67	98		159	A	Montana	55	62			
				115	A	Idaho	52	65		162	H	Northern Ariz.	66	54			
				308	A	Eastern Wash.	75	79		303	H	Sacramento St.	70	73			

Non-Div I Games: Multnomah 104 48

Portland St.

Loss, Non-Conf, S Site, H Home A Away N Neutral

Average RPI Win:	286	WON-LOST	WINNING	LAST 10	STRENGTH OF	OPP. STRENGTH	TEAM	ADJ.	CONF.	ADJ CONF.
Average RPI Loss:	165	RECORD	PCT. RANK	GAMES	SCHEDULE	OF SCHEDULE	RPI	RPI	RPI	RPI
DIV. I ONLY	9- 16	262	7-3	292	305	296	296	32	32	
DIV. I NON-CONF.	0- 9	338	0	62	10	289	289	31	31	
TOTALS	RPI 1-25	RPI 26-50	W-L RECORDS	RPI 51-100	RPI 101-150	RPI 150+				
9- 16	0- 1	0- 1	OVERALL	0- 3	1- 4	8- 7				
6- 4	0- 0	0- 0	HOME	0- 0	1- 1	5- 3				
3- 10	0- 1	0- 1	AWAY	0- 2	0- 3	3- 3				
0- 2	0- 0	0- 0	NEUTRAL	0- 1	0- 0	0- 1				
0- 9	0- 1	0- 1	NON-CONFERENCE	0- 3	0- 3	0- 1				
0- 1	0- 0	0- 0	HOME	0- 0	0- 1	0- 0				
0- 6	0- 1	0- 1	AWAY	0- 2	0- 2	0- 0				
0- 2	0- 0	0- 0	NEUTRAL	0- 1	0- 0	0- 1				
9- 7	0- 0	0- 0	CONFERENCE	0- 0	1- 1	8- 6				
6- 3	0- 0	0- 0	HOME	0- 0	1- 0	5- 3				
3- 4	0- 0	0- 0	AWAY	0- 0	0- 1	3- 3				
0- 0	0- 0	0- 0	NEUTRAL	0- 0	0- 0	0- 0				

RPI 1-25				RPI 26-50				RPI 51-100				RPI 101+ Team's RPI: 296			
RPI	S	Opponent	Score	RPI	S	Opponent	Score	RPI	S	Opponent	Score	RPI	S	Opponent	Score
17	A	Texas A&M	38 80	27	A	Arizona	48 83	63	A	Rice	55 77	127	A	Texas Tech	48 82
								78	A	Oklahoma	48 94	133	A	Texas Southern	65 88
								80	N	A&M-Corpus Christi	52 64	133	H	Texas Southern	50 47
												134	H	Florida	44 51
												144	A	Wisconsin	42 68
												157	A	Jackson St.	49 53
												157	H	Jackson St.	62 52
												212	N	Miami (OH)	52 65
												242	A	Alabama A&M	44 54
												242	H	Alabama A&M	60 53
												253	H	Southern U.	48 68
												320	A	Alabama St.	62 59
												320	H	Alabama St.	52 61
												325	H	Alcorn	63 68
												327	A	Ark.-Pine Bluff	54 69
												327	H	Ark.-Pine Bluff	61 51
												347	A	Grambling	67 54
												347	H	Grambling	65 58
												351	A	Mississippi Val.	89 72
												351	H	Mississippi Val.	81 47
LAST 10 Division I															
242	H	Alabama A&M	60 53	347	H	Grambling	65 58								
320	H	Alabama St.	52 61	133	H	Texas Southern	50 47								
351	A	Mississippi Val.	89 72	242	A	Alabama A&M	44 54								
327	A	Ark.-Pine Bluff	54 69	320	A	Alabama St.	62 59								
157	H	Jackson St.	62 52	351	H	Mississippi Val.	81 47								

Non-Div I Games: Huston-Tillotson 79 60 Wiley 75 42 Tex. A&M-Kingsville85 55

Presbyterian

Through Games Of March 3, 2020

Average RPI Win:	282	WON-LOST	WINNING	LAST 10	STRENGTH OF	OPP. STRENGTH	TEAM	ADJ.	CONF.	ADJ CONF.
Average RPI Loss:	197	RECORD	PCT. RANK	GAMES	SCHEDULE	OF SCHEDULE	RPI	RPI	RPI	RPI
DIV. I ONLY	8- 18	288	4-6	291	314	307	307	25	25	
DIV. I NON-CONF.	2- 5	259	0	323	263	310	310	27	27	
TOTALS	RPI 1-25	RPI 26-50	W-L RECORDS	RPI 51-100	RPI 101-150	RPI 150+				
8- 18	0- 0	0- 0	OVERALL	0- 1	0- 5	8- 12				
4- 7	0- 0	0- 0	HOME	0- 0	0- 2	4- 5				
4- 11	0- 0	0- 0	AWAY	0- 1	0- 3	4- 7				
0- 0	0- 0	0- 0	NEUTRAL	0- 0	0- 0	0- 0				
2- 5	0- 0	0- 0	NON-CONFERENCE	0- 1	0- 1	2- 3				
1- 1	0- 0	0- 0	HOME	0- 0	0- 0	1- 1				
1- 4	0- 0	0- 0	AWAY	0- 1	0- 1	1- 2				
0- 0	0- 0	0- 0	NEUTRAL	0- 0	0- 0	0- 0				
6- 13	0- 0	0- 0	CONFERENCE	0- 0	0- 4	6- 9				
3- 6	0- 0	0- 0	HOME	0- 0	0- 2	3- 4				
3- 7	0- 0	0- 0	AWAY	0- 0	0- 2	3- 5				
0- 0	0- 0	0- 0	NEUTRAL	0- 0	0- 0	0- 0				

RPI 1-25				RPI 26-50				RPI 51-100				RPI 101+				Team's RPI: 307	
RPI	S	Opponent	Score	RPI	S	Opponent	Score	RPI	S	Opponent	Score	RPI	S	Opponent	Score		
								66	A	West Virginia	40	56	118	A	Campbell	42	56
												118	H	Campbell	47	53	
												134	A	Florida	46	60	
												146	A	Hampton	53	67	
												146	H	Hampton	42	71	
												171	A	High Point	55	60	
												171	H	High Point	71	79	
												178	A	Gardner-Webb	56	53	
												178	H	Gardner-Webb	64	49	
												190	A	Radford	42	54	
												190	H	Radford	39	65	
												192	A	Illinois	52	71	
												250	A	UNC Asheville	39	54	
												250	H	UNC Asheville	48	64	
												259	A	Winthrop	54	61	
												261	H	Col. of Charleston	58	54	
												269	A	Wofford	60	67	
												271	H	UNCW	60	70	
												273	A	Longwood	82	77	
												273	H	Longwood	60	71	
LAST 10 Division I												328	A	USC Upstate	60	70	
118	A	Campbell	42	56	250	H	UNC Asheville	48	64	328	H	USC Upstate	55	42			
171	H	High Point	71	79	273	A	Longwood	82	77	343	A	Charleston So.	67	46			
146	A	Hampton	53	67	328	A	USC Upstate	60	70	343	H	Charleston So.	76	53			
178	H	Gardner-Webb	64	49	190	H	Radford	39	65	350	A	South Carolina St.	70	49			
343	H	Charleston So.	76	53	343	A	Charleston So.	67	46								

Non-Div I Games: William Peace 72 35 Brevard 74 45

Presbyterian

Loss, Non-Conf, S Site, H Home A Away N Neutral

Average RPI Win:	152	WON-LOST	WINNING	LAST 10	STRENGTH OF	OPP. STRENGTH	TEAM	ADJ.	CONF.	ADJ CONF.
Average RPI Loss:	12	RECORD	PCT. RANK	GAMES	SCHEDULE	OF SCHEDULE	RPI	RPI	RPI	RPI
DIV. I ONLY	24- 1	3	10-0	81	92	11	11	7	7	
DIV. I NON-CONF.	12- 1	10	0	146	105	22	22	8	8	
TOTALS	RPI 1-25	RPI 26-50	W-L RECORDS	RPI 51-100	RPI 101-150	RPI 150+				
24- 1	0- 1	1- 0	OVERALL	8- 0	4- 0	11- 0				
14- 0	0- 0	1- 0	HOME	3- 0	2- 0	8- 0				
10- 1	0- 1	0- 0	AWAY	5- 0	2- 0	3- 0				
0- 0	0- 0	0- 0	NEUTRAL	0- 0	0- 0	0- 0				
12- 1	0- 1	1- 0	NON-CONFERENCE	4- 0	1- 0	6- 0				
7- 0	0- 0	1- 0	HOME	1- 0	0- 0	5- 0				
5- 1	0- 1	0- 0	AWAY	3- 0	1- 0	1- 0				
0- 0	0- 0	0- 0	NEUTRAL	0- 0	0- 0	0- 0				
12- 0	0- 0	0- 0	CONFERENCE	4- 0	3- 0	5- 0				
7- 0	0- 0	0- 0	HOME	2- 0	2- 0	3- 0				
5- 0	0- 0	0- 0	AWAY	2- 0	1- 0	2- 0				
0- 0	0- 0	0- 0	NEUTRAL	0- 0	0- 0	0- 0				

RPI 1-25				Team's RPI: 11	RPI 26-50				RPI 51-100				RPI 101+						
RPI	S	Opponent	Score		RPI	S	Opponent	Score		RPI	S	Opponent	Score		RPI	S	Opponent	Score	
12	A	Iowa	75	77	35	H	FGCU	67	53	52	A	Yale	55	39	108	H	Columbia	77	55
										52	H	Yale	64	49	126	A	Harvard	60	46
										54	A	Marist	62	50	126	H	Harvard	66	45
										67	A	Penn	75	55	148	A	George Washington	75	50
										67	H	Penn	80	44	167	A	Missouri	68	33
										73	A	Seton Hall	78	76	174	A	Dartmouth	66	34
										91	H	Rider	80	47	174	H	Dartmouth	87	55
										94	A	Saint Louis	66	50	187	H	Cornell	60	29
															205	A	Brown	85	48
															205	H	Brown	81	39
															214	H	Penn St.	72	55
															267	H	New Hampshire	77	37
															297	H	Monmouth	52	40
															315	H	St. Francis Brooklyn	76	44
															344	H	Hartford	73	42
LAST 10 Division I																			
					52	H	Yale	64	49	205	A	Brown	85	48					
					205	H	Brown	81	39	52	A	Yale	55	39					
					67	H	Penn	80	44	108	H	Columbia	77	55					
					174	H	Dartmouth	87	55	187	H	Cornell	60	29					
					126	H	Harvard	66	45	126	A	Harvard	60	46					

Non-Div I Games:

Princeton

Providence

Through Games Of March 3, 2020

Average RPI Win:	215	WON-LOST	WINNING	LAST 10	STRENGTH OF	OPP. STRENGTH	TEAM	ADJ.	CONF.	ADJ CONF.
Average RPI Loss:	87	RECORD	PCT. RANK	GAMES	SCHEDULE	OF SCHEDULE	RPI	RPI	RPI	RPI
DIV. I ONLY	12- 18	232	3-7	151	80	184	184	6	6	
DIV. I NON-CONF.	9- 3	63	0	249	232	88	88	6	6	
TOTALS	RPI 1-25	RPI 26-50	W-L RECORDS	RPI 51-100	RPI 101-150	RPI 150+				
12- 18	0- 2	0- 4	OVERALL	2- 9	2- 0	8- 3				
5- 6	0- 1	0- 2	HOME	2- 3	0- 0	3- 0				
5- 11	0- 1	0- 2	AWAY	0- 5	2- 0	3- 3				
2- 1	0- 0	0- 0	NEUTRAL	0- 1	0- 0	2- 0				
9- 3	0- 0	0- 0	NON-CONFERENCE	1- 2	2- 0	6- 1				
2- 0	0- 0	0- 0	HOME	1- 0	0- 0	1- 0				
5- 2	0- 0	0- 0	AWAY	0- 1	2- 0	3- 1				
2- 1	0- 0	0- 0	NEUTRAL	0- 1	0- 0	2- 0				
3- 15	0- 2	0- 4	CONFERENCE	1- 7	0- 0	2- 2				
3- 6	0- 1	0- 2	HOME	1- 3	0- 0	2- 0				
0- 9	0- 1	0- 2	AWAY	0- 4	0- 0	0- 2				
0- 0	0- 0	0- 0	NEUTRAL	0- 0	0- 0	0- 0				

RPI S Opponent	Score	RPI S Opponent	Score	RPI S Opponent	Score	RPI S Opponent	Score	Team's RPI: 184
19 A DePaul	71 93	28 A Marquette	55 85	52 A Yale	79 82	114 A Utah	67 60	
19 H DePaul	67 80	28 H Marquette	50 60	59 N Ball St.	51 52	143 A Massachusetts	72 63	
		45 A Creighton	63 72	64 A St. John's (NY)	58 64	215 N Rhode Island	58 51	
		45 H Creighton	68 77	64 H St. John's (NY)	54 53	218 H UMass Lowell	63 38	
				65 H Boston College	76 60	227 A New Mexico	68 86	
				73 A Seton Hall	55 97	241 A Georgetown	53 62	
				73 H Seton Hall	45 71	241 H Georgetown	62 55	
				75 A Villanova	49 51	262 A Xavier	42 61	
				75 H Villanova	63 74	262 H Xavier	60 48	
				93 A Butler	42 51	287 N LMU (CA)	48 45	
				93 H Butler	47 50	297 A Monmouth	68 52	
						326 A Bryant	76 32	
						344 A Hartford	75 57	
LAST 10 Division I								
75 H Villanova	63 74	73 H Seton Hall	45 71					
241 H Georgetown	62 55	45 H Creighton	68 77					
93 A Butler	42 51	19 A DePaul	71 93					
262 A Xavier	42 61	28 A Marquette	55 85					
64 H St. John's (NY)	54 53	262 H Xavier	60 48					

Non-Div I Games:

Providence

Loss, Non-Conf, S Site, H Home A Away N Neutral

Average RPI Win:	137	WON-LOST	WINNING	LAST 10	STRENGTH OF	OPP. STRENGTH	TEAM	ADJ.	CONF.	ADJ CONF.
Average RPI Loss:	29	RECORD	PCT. RANK	GAMES	SCHEDULE	OF SCHEDULE	RPI	RPI	RPI	RPI
DIV. I ONLY	17- 13	137	4-6	14	2	46	46	2	2	
DIV. I NON-CONF.	9- 3	63	0	22	16	13	13	2	2	
TOTALS	RPI 1-25	RPI 26-50	W-L RECORDS	RPI 51-100	RPI 101-150	RPI 150+				
17- 13	1- 8	3- 3	OVERALL	2- 2	3- 0	8- 0				
9- 6	0- 3	1- 1	HOME	0- 2	2- 0	6- 0				
6- 6	1- 4	0- 2	AWAY	2- 0	1- 0	2- 0				
2- 1	0- 1	2- 0	NEUTRAL	0- 0	0- 0	0- 0				
9- 3	0- 2	3- 1	NON-CONFERENCE	0- 0	1- 0	5- 0				
6- 0	0- 0	1- 0	HOME	0- 0	1- 0	4- 0				
1- 2	0- 1	0- 1	AWAY	0- 0	0- 0	1- 0				
2- 1	0- 1	2- 0	NEUTRAL	0- 0	0- 0	0- 0				
8- 10	1- 6	0- 2	CONFERENCE	2- 2	2- 0	3- 0				
3- 6	0- 3	0- 1	HOME	0- 2	1- 0	2- 0				
5- 4	1- 3	0- 1	AWAY	2- 0	1- 0	1- 0				
0- 0	0- 0	0- 0	NEUTRAL	0- 0	0- 0	0- 0				

RPI 1-25				RPI 26-50				RPI 51-100				RPI 101+			
RPI	S	Opponent	Score	RPI	S	Opponent	Score	RPI	S	Opponent	Score	RPI	S	Opponent	Score
1	A	South Carolina	49 85	26	N	Drake	67 47	86	H	Minnesota	59 72	102	H	Kent St.	77 64
3	A	Maryland	45 88	30	N	Arizona St.	59 52	88	A	Nebraska	76 68	144	A	Wisconsin	62 59
7	A	Northwestern	56 61	31	H	Western Ky.	67 50	92	A	Michigan St.	76 66	144	H	Wisconsin	72 61
10	N	Gonzaga	50 63	32	A	Virginia Tech	54 67	92	H	Michigan St.	63 65	188	H	Northern Ill.	68 63
12	H	Iowa	71 83	38	A	Michigan	63 66					191	A	Chattanooga	66 34
15	A	Indiana	48 66	42	H	Rutgers	53 59					192	A	Illinois	70 58
15	H	Indiana	54 66									192	H	Illinois	81 67
22	A	Ohio St.	66 50									206	H	Western Ill.	66 59
22	H	Ohio St.	56 77									214	H	Penn St.	81 68
												219	H	Milwaukee	68 55
												256	H	Bowling Green	81 74
LAST 10 Division I															
22	H	Ohio St.	56 77	12	H	Iowa	71 83								
3	A	Maryland	45 88	38	A	Michigan	63 66								
92	H	Michigan St.	63 65	15	H	Indiana	54 66								
192	A	Illinois	70 58	92	A	Michigan St.	76 66								
144	A	Wisconsin	62 59	214	H	Penn St.	81 68								

Non-Div I Games:

Purdue

■ Loss,
 ■ Non-Conf,
 ■ S Site,
 ■ Home
 ■ A Away
 N Neutral

Average RPI Win:	329	WON-LOST	WINNING	LAST 10	STRENGTH OF	OPP. STRENGTH	TEAM	ADJ.	CONF.	ADJ CONF.
Average RPI Loss:	177	RECORD	PCT. RANK	GAMES	SCHEDULE	OF SCHEDULE	RPI	RPI	RPI	RPI
DIV. I ONLY	3- 24	334	1-9	266	217	339	339	19	19	
DIV. I NON-CONF.	2- 9	304	0	283	266	332	332	18	18	
TOTALS	RPI 1-25	RPI 26-50	W-L RECORDS	RPI 51-100	RPI 101-150	RPI 150+				
3- 24	0- 0	0- 2	OVERALL	0- 4	0- 3	3- 15				
2- 10	0- 0	0- 1	HOME	0- 2	0- 1	2- 6				
1- 11	0- 0	0- 1	AWAY	0- 2	0- 0	1- 8				
0- 3	0- 0	0- 0	NEUTRAL	0- 0	0- 2	0- 1				
2- 9	0- 0	0- 0	NON-CONFERENCE	0- 2	0- 3	2- 4				
2- 2	0- 0	0- 0	HOME	0- 1	0- 1	2- 0				
0- 4	0- 0	0- 0	AWAY	0- 1	0- 0	0- 3				
0- 3	0- 0	0- 0	NEUTRAL	0- 0	0- 2	0- 1				
1- 15	0- 0	0- 2	CONFERENCE	0- 2	0- 0	1- 11				
0- 8	0- 0	0- 1	HOME	0- 1	0- 0	0- 6				
1- 7	0- 0	0- 1	AWAY	0- 1	0- 0	1- 5				
0- 0	0- 0	0- 0	NEUTRAL	0- 0	0- 0	0- 0				

RPI S	Opponent	Score	RPI S	Opponent	Score	RPI S	Opponent	Score	RPI S	Opponent	Score	Team's RPI: 339
29	A South Dakota	25 79	29	H South Dakota	41 62	59	H Ball St.	52 83	102	N Kent St.	67 75	
						69	A South Dakota St.	43 89	111	H Southeast Mo. St.	48 58	
						69	H South Dakota St.	69 100	127	N Texas Tech	48 82	
						93	A Butler	58 85	153	A Akron	53 64	
									175	A Eastern Mich.	40 64	
									206	A Western Ill.	68 79	
									206	H Western Ill.	74 83	
									217	A Oral Roberts	59 96	
									217	H Oral Roberts	73 79	
									221	A North Dakota	85 91	
									221	H North Dakota	49 63	
									229	A Denver	57 83	
									229	H Denver	67 85	
									268	A North Dakota St.	53 74	
									268	H North Dakota St.	44 58	
									297	N Monmouth	46 60	
									316	A Omaha	58 57	
									316	H Omaha	51 65	
									331	H Evansville	67 64	
									337	A SIUE	53 57	
									340	H UIC	61 50	
LAST 10 Division I												
217	A Oral Roberts	59 96	229	A Denver	57 83							
229	H Denver	67 85	206	H Western Ill.	74 83							
316	H Omaha	51 65	221	H North Dakota	49 63							
69	A South Dakota St.	43 89	268	H North Dakota St.	44 58							
268	A North Dakota St.	53 74	316	A Omaha	58 57							

Non-Div I Games: Heidelberg 82 55 Purdue Northwest 73 50

Purdue Fort Wayne

Loss, Non-Conf, S Site, H Home A Away N Neutral

Quinnipiac

Through Games Of March 3, 2020

Average RPI Win:	263	WON-LOST	WINNING	LAST 10	STRENGTH OF	OPP. STRENGTH	TEAM	ADJ.	CONF.	ADJ CONF.
Average RPI Loss:	117	RECORD	PCT. RANK	GAMES	SCHEDULE	OF SCHEDULE	RPI	RPI	RPI	RPI
DIV. I ONLY	13- 14	185	5-5	142	226	189	189	24	24	
DIV. I NON-CONF.	3- 6	235	0	51	38	171	171	25	25	
TOTALS	RPI 1-25	RPI 26-50	W-L RECORDS	RPI 51-100	RPI 101-150	RPI 150+				
13- 14	0- 1	0- 2	OVERALL	1- 5	0- 2	12- 4				
8- 7	0- 0	0- 1	HOME	1- 2	0- 2	7- 2				
5- 7	0- 1	0- 1	AWAY	0- 3	0- 0	5- 2				
0- 0	0- 0	0- 0	NEUTRAL	0- 0	0- 0	0- 0				
3- 6	0- 1	0- 2	NON-CONFERENCE	1- 1	0- 2	2- 0				
2- 3	0- 0	0- 1	HOME	1- 0	0- 2	1- 0				
1- 3	0- 1	0- 1	AWAY	0- 1	0- 0	1- 0				
0- 0	0- 0	0- 0	NEUTRAL	0- 0	0- 0	0- 0				
10- 8	0- 0	0- 0	CONFERENCE	0- 4	0- 0	10- 4				
6- 4	0- 0	0- 0	HOME	0- 2	0- 0	6- 2				
4- 4	0- 0	0- 0	AWAY	0- 2	0- 0	4- 2				
0- 0	0- 0	0- 0	NEUTRAL	0- 0	0- 0	0- 0				

RPI	S	Opponent	Score	RPI	S	Opponent	Score	RPI	S	Opponent	Score	RPI	S	Opponent	Score	Team's RPI: 189
3	A	Maryland	52 107	37	A	UCF	58 80	51	H	Bucknell	76 69	126	H	Harvard	68 77	
				40	H	Drexel	62 66	52	A	Yale	59 63	148	H	George Washington	67 78	
								54	A	Marist	60 73	185	A	Manhattan	62 77	
								54	H	Marist	51 64	185	H	Manhattan	70 58	
								91	A	Rider	59 75	215	H	Rhode Island	75 63	
								91	H	Rider	62 68	232	A	Fairfield	60 72	
												232	H	Fairfield	76 62	
												249	A	Iona	67 63	
												249	H	Iona	71 75	
												280	A	Siena	66 52	
												280	H	Siena	60 68	
												282	H	Niagara	71 61	
												297	A	Monmouth	52 45	
												297	H	Monmouth	60 53	
												323	A	Saint Peter's	91 64	
												323	H	Saint Peter's	70 69	
												338	H	Canisius	74 71	
												344	A	Hartford	87 50	
LAST 10 Division I																
				54	H	Marist	51 64	185	A	Manhattan	62 77					
				323	H	Saint Peter's	70 69	280	H	Siena	60 68					
				232	A	Fairfield	60 72	297	A	Monmouth	52 45					
				91	H	Rider	62 68	249	A	Iona	67 63					
				282	H	Niagara	71 61	323	A	Saint Peter's	91 64					

Non-Div I Games:

Quinnipiac

Loss, Non-Conf, S Site, H Home A Away N Neutral

Average RPI Win:	276	WON-LOST	WINNING	LAST 10	STRENGTH OF	OPP. STRENGTH	TEAM	ADJ.	CONF.	ADJ CONF.
Average RPI Loss:	144	RECORD	PCT. RANK	GAMES	SCHEDULE	OF SCHEDULE	RPI	RPI	RPI	RPI
DIV. I ONLY	15- 12	142	8-2	287	248	190	190	25	25	
DIV. I NON-CONF.	2- 7	288	0	281	53	277	277	27	27	
TOTALS	RPI 1-25	RPI 26-50	W-L RECORDS	RPI 51-100	RPI 101-150	RPI 150+				
15- 12	0- 1	0- 0	OVERALL	0- 2	1- 4	14- 5				
6- 5	0- 0	0- 0	HOME	0- 0	0- 2	6- 3				
9- 7	0- 1	0- 0	AWAY	0- 2	1- 2	8- 2				
0- 0	0- 0	0- 0	NEUTRAL	0- 0	0- 0	0- 0				
2- 7	0- 1	0- 0	NON-CONFERENCE	0- 2	0- 2	2- 2				
0- 2	0- 0	0- 0	HOME	0- 0	0- 1	0- 1				
2- 5	0- 1	0- 0	AWAY	0- 2	0- 1	2- 1				
0- 0	0- 0	0- 0	NEUTRAL	0- 0	0- 0	0- 0				
13- 5	0- 0	0- 0	CONFERENCE	0- 0	1- 2	12- 3				
6- 3	0- 0	0- 0	HOME	0- 0	0- 1	6- 2				
7- 2	0- 0	0- 0	AWAY	0- 0	1- 1	6- 1				
0- 0	0- 0	0- 0	NEUTRAL	0- 0	0- 0	0- 0				

RPI 1-25				RPI 26-50				RPI 51-100				RPI 101+ Team's RPI: 190			
RPI	S	Opponent	Score	RPI	S	Opponent	Score	RPI	S	Opponent	Score	RPI	S	Opponent	Score
22	A	Ohio St.	57 70					57	A	Alabama	51 85	110	A	Vanderbilt	46 80
								66	A	West Virginia	37 74	118	A	Campbell	48 42
												118	H	Campbell	32 43
												141	H	Mt. St. Mary's	58 75
												146	A	Hampton	48 51
												171	A	High Point	58 68
												171	H	High Point	63 64
												178	A	Gardner-Webb	84 73
												178	H	Gardner-Webb	65 51
												198	H	American	55 59
												250	H	UNC Asheville	50 63
												259	A	Winthrop	56 50
												259	H	Winthrop	54 53
												273	A	Longwood	62 61
												273	H	Longwood	88 76
												281	A	Morehead St.	62 73
												289	A	ETSU	67 43
												307	A	Presbyterian	65 39
												307	H	Presbyterian	54 42
												328	A	USC Upstate	57 41
												328	H	USC Upstate	78 57
												343	A	Charleston So.	64 40
												343	H	Charleston So.	72 35
												350	A	South Carolina St.	60 45
LAST 10 Division I															
				259	A	Winthrop	56 50					343	A	Charleston So.	64 40
				328	H	USC Upstate	78 57					178	H	Gardner-Webb	65 51
				171	H	High Point	63 64					307	A	Presbyterian	65 39
				273	H	Longwood	88 76					118	H	Campbell	32 43
				118	A	Campbell	48 42					178	A	Gardner-Webb	84 73

Non-Div I Games:

Radford

■ Loss,
 ■ Non-Conf,
 ■ S Site,
 ■ Home
 ■ A Away
 N Neutral

Rhode Island

Through Games Of March 3, 2020

Average RPI Win:	215	WON-LOST	WINNING	LAST 10	STRENGTH OF	OPP. STRENGTH	TEAM	ADJ.	CONF.	ADJ CONF.
Average RPI Loss:	144	RECORD	PCT. RANK	GAMES	SCHEDULE	OF SCHEDULE	RPI	RPI	RPI	RPI
DIV. I ONLY	13- 16	199	3-7	197	171	215	215	12	12	
DIV. I NON-CONF.	7- 5	131	0	259	302	173	173	12	12	
TOTALS	RPI 1-25	RPI 26-50	W-L RECORDS	RPI 51-100	RPI 101-150	RPI 150+				
13- 16	0- 0	0- 1	OVERALL	1- 3	4- 7	8- 5				
10- 3	0- 0	0- 0	HOME	1- 1	4- 1	5- 1				
2- 12	0- 0	0- 1	AWAY	0- 2	0- 6	2- 3				
1- 1	0- 0	0- 0	NEUTRAL	0- 0	0- 0	1- 1				
7- 5	0- 0	0- 0	NON-CONFERENCE	0- 1	2- 1	5- 3				
5- 0	0- 0	0- 0	HOME	0- 0	2- 0	3- 0				
1- 4	0- 0	0- 0	AWAY	0- 1	0- 1	1- 2				
1- 1	0- 0	0- 0	NEUTRAL	0- 0	0- 0	1- 1				
6- 11	0- 0	0- 1	CONFERENCE	1- 2	2- 6	3- 2				
5- 3	0- 0	0- 0	HOME	1- 1	2- 1	2- 1				
1- 8	0- 0	0- 1	AWAY	0- 1	0- 5	1- 1				
0- 0	0- 0	0- 0	NEUTRAL	0- 0	0- 0	0- 0				

RPI S	Opponent	Score	RPI S	Opponent	Score	RPI S	Opponent	Score	RPI S	Opponent	Score	Team's RPI: 215
49	A Dayton	60 71	65	A Boston College	55 66	117	H Robert Morris	71 59				
			89	A Fordham	50 60	121	H Richmond	76 70				
			94	H Saint Louis	72 63	122	A Duquesne	53 70				
			97	H VCU	54 75	122	A Duquesne	62 72				
						123	H Holy Cross	73 58				
						126	A Harvard	58 61				
						132	A Davidson	67 79				
						132	H Davidson	70 77				
						143	A Massachusetts	53 73				
						143	H Massachusetts	69 66				
						148	A George Washington	56 73				
						184	N Providence	51 58				
						189	A Quinnipiac	63 75				
						196	H La Salle	42 54				
						205	N Brown	89 44				
						221	A North Dakota	61 67				
						230	A Saint Joseph's	49 47				
						232	H Fairfield	74 41				
						248	H George Mason	47 42				
						294	A St. Bonaventure	59 64				
						294	H St. Bonaventure	69 67				
						306	H Vermont	77 74				
						335	H LIU Brooklyn	79 56				
						344	A Hartford	68 56				
LAST 10 Division I												
122	A Duquesne	53 70	294	H St. Bonaventure	69 67							
143	A Massachusetts	53 73	94	H Saint Louis	72 63							
148	A George Washington	56 73	49	A Dayton	60 71							
196	H La Salle	42 54	89	A Fordham	50 60							
122	A Duquesne	62 72	248	H George Mason	47 42							

Non-Div I Games:

Rhode Island

■ Loss,
■ Non-Conf,
■ S Site,
■ H Home
■ A Away
N Neutral

Average RPI Win:	216	WON-LOST	WINNING	LAST 10	STRENGTH OF	OPP. STRENGTH	TEAM	ADJ.	CONF.	ADJ CONF.
Average RPI Loss:	77	RECORD	PCT. RANK	GAMES	SCHEDULE	OF SCHEDULE	RPI	RPI	RPI	RPI
DIV. I ONLY	19- 8	59	8-2	124	149	63	63	13	13	
DIV. I NON-CONF.	5- 6	187	0	157	147	193	193	16	16	
TOTALS	RPI 1-25	RPI 26-50	W-L RECORDS	RPI 51-100	RPI 101-150	RPI 150+				
19- 8	0- 2	2- 1	OVERALL	0- 3	2- 1	15- 1				
11- 1	0- 1	2- 0	HOME	0- 0	1- 0	8- 0				
8- 5	0- 1	0- 0	AWAY	0- 2	1- 1	7- 1				
0- 2	0- 0	0- 1	NEUTRAL	0- 1	0- 0	0- 0				
5- 6	0- 1	0- 1	NON-CONFERENCE	0- 2	0- 1	5- 1				
4- 1	0- 1	0- 0	HOME	0- 0	0- 0	4- 0				
1- 3	0- 0	0- 0	AWAY	0- 1	0- 1	1- 1				
0- 2	0- 0	0- 1	NEUTRAL	0- 1	0- 0	0- 0				
14- 2	0- 1	2- 0	CONFERENCE	0- 1	2- 0	10- 0				
7- 0	0- 0	2- 0	HOME	0- 0	1- 0	4- 0				
7- 2	0- 1	0- 0	AWAY	0- 1	1- 0	6- 0				
0- 0	0- 0	0- 0	NEUTRAL	0- 0	0- 0	0- 0				

RPI 1-25				RPI 26-50				RPI 51-100				Team's RPI: 63	RPI 101+			
RPI	S	Opponent	Score	RPI	S	Opponent	Score	RPI	S	Opponent	Score		RPI	S	Opponent	Score
17	H	Texas A&M	61 62	31	H	Western Ky.	73 65	53	A	Charlotte	51 62		124	A	UAB	74 65
23	A	Old Dominion	59 66	32	N	Virginia Tech	45 54	60	A	Oklahoma St.	38 69		124	H	UAB	64 53
				50	H	Middle Tenn.	77 60	72	N	Georgia Tech	52 54		133	A	Texas Southern	56 63
													162	H	Northern Ariz.	71 57
													193	A	Fla. Atlantic	78 69
													202	H	Little Rock	66 40
													203	H	Southern Miss.	75 64
													213	A	UTEP	69 61
													222	A	SMU	43 55
													244	H	Marshall	81 43
													247	A	North Texas	67 52
													247	H	North Texas	69 66
													260	H	Nicholls St.	71 47
													272	A	Louisiana Tech	73 60
													272	H	Louisiana Tech	60 47
													296	H	Prairie View	77 55
													301	A	FIU	68 47
													311	A	UTSA	74 62
													345	A	McNeese	81 50
LAST 10 Division I																
272	A	Louisiana Tech	73 60	50	H	Middle Tenn.	77 60	124	H	UAB	64 53	247	A	North Texas	67 52	
124	A	UAB	74 65					311	A	UTSA	74 62	213	A	UTEP	69 61	
247	H	North Texas	69 66													
53	A	Charlotte	51 62													
23	A	Old Dominion	59 66													

Non-Div I Games:

Rice

■ Loss,
 ■ Non-Conf, S Site,
 ■ Home
 ■ Away
 N Neutral

RPI 1-25					
RPI	S	Opponent	Score		
23	A	Old Dominion	51	73	
RPI 26-50					
RPI	S	Opponent	Score		
40	A	Drexel	52	58	
41	N	Bradley	57	61	
49	H	Dayton	51	65	
RPI 51-100					
RPI	S	Opponent	Score		
53	A	Charlotte	59	78	
82	A	Coastal Caro.	79	67	
89	H	Fordham	47	64	
94	H	Saint Louis	57	60	
97	A	VCU	50	53	
97	H	VCU	42	57	
RPI 101+					
RPI	S	Opponent	Team's RPI	Score	
109	H	William & Mary	76	73	
122	H	Duquesne	67	64	
132	H	Davidson	69	57	
136	A	UNC Greensboro	70	62	
141	N	Mt. St. Mary's	67	75	
143	A	Massachusetts	50	64	
146	N	Hampton	65	69	
148	A	George Washington	40	50	
148	A	George Washington	57	49	
156	H	Norfolk St.	77	69	
193	H	Fla. Atlantic	57	55	
196	A	La Salle	67	61	
196	H	La Salle	63	61	
200	H	Furman	69	70	
215	A	Rhode Island	70	76	
230	A	Saint Joseph's	56	67	
241	A	Georgetown	51	49	
248	A	George Mason	75	70	
294	A	St. Bonaventure	72	58	
294	H	St. Bonaventure	63	59	
314	A	UMES	64	52	
LAST 10 Division I					
148	A	George Washington	57	49	
148	A	George Washington	40	50	
94	H	Saint Louis	57	60	
294	A	St. Bonaventure	72	58	
248	A	George Mason	75	70	
89	H	Fordham	47	64	
122	H	Duquesne	67	64	
196	A	La Salle	67	61	
97	H	VCU	42	57	
294	H	St. Bonaventure	63	59	

Page 246

Average RPI Win: 244	WON-LOST	WINNING	LAST 10	STRENGTH OF	OPP. STRENGTH	TEAM	ADJ.	CONF.	ADJ CONF.
Average RPI Loss: 132	RECORD	PCT. RANK	GAMES	SCHEDULE	OF SCHEDULE	RPI	RPI	RPI	RPI
DIV. I ONLY	23- 4	17	8-2	314	195	91	91	24	24
DIV. I NON-CONF.	7- 2	53	0	335	43	129	129	25	25
TOTALS	RPI 1-25	RPI 26-50	W-L RECORDS	RPI 51-100	RPI 101-150	RPI 150+			
23- 4	0- 1	0- 0	OVERALL	1- 1	0- 1	22- 1			
11- 1	0- 0	0- 0	HOME	0- 1	0- 0	11- 0			
11- 2	0- 1	0- 0	AWAY	1- 0	0- 0	10- 1			
1- 1	0- 0	0- 0	NEUTRAL	0- 0	0- 1	1- 0			
7- 2	0- 1	0- 0	NON-CONFERENCE	0- 0	0- 1	7- 0			
3- 0	0- 0	0- 0	HOME	0- 0	0- 0	3- 0			
3- 1	0- 1	0- 0	AWAY	0- 0	0- 0	3- 0			
1- 1	0- 0	0- 0	NEUTRAL	0- 0	0- 1	1- 0			
16- 2	0- 0	0- 0	CONFERENCE	1- 1	0- 0	15- 1			
8- 1	0- 0	0- 0	HOME	0- 1	0- 0	8- 0			
8- 1	0- 0	0- 0	AWAY	1- 0	0- 0	7- 1			
0- 0	0- 0	0- 0	NEUTRAL	0- 0	0- 0	0- 0			

RPI 1-25				RPI 26-50				RPI 51-100 Team's RPI: 91				RPI 101+			
RPI	S	Opponent	Score	RPI	S	Opponent	Score	RPI	S	Opponent	Score	RPI	S	Opponent	Score
11	A	Princeton	47 80					54	A	Marist	76 72	140	N	North Florida	70 80
								54	H	Marist	58 63	185	A	Manhattan	55 50
												185	H	Manhattan	76 53
												189	A	Quinnipiac	68 62
												189	H	Quinnipiac	75 59
												196	H	La Salle	70 43
												214	A	Penn St.	78 70
												232	A	Fairfield	68 60
												232	H	Fairfield	60 52
												241	A	Georgetown	65 64
												249	A	Iona	81 37
												249	H	Iona	53 41
												255	N	Lipscomb	81 76
												262	H	Xavier	64 57
												277	A	Delaware St.	71 69
												280	A	Siena	69 38
												280	H	Siena	70 66
												282	A	Niagara	71 55
												282	H	Niagara	79 75
												297	H	Monmouth	48 25
												299	H	Wagner	77 63
												323	A	Saint Peter's	56 67
												338	A	Canisius	70 57
												338	H	Canisius	87 48
LAST 10 Division I															
338	H	Canisius	87 48	280	A	Siena	69 38								
232	A	Fairfield	68 60	54	H	Marist	58 63								
249	H	Iona	53 41	323	A	Saint Peter's	56 67								
189	A	Quinnipiac	68 62	297	H	Monmouth	48 25								
185	A	Manhattan	55 50	185	H	Manhattan	76 53								

Non-Div I Games:

Rider

■ Loss,
 ■ Non-Conf, S Site,
 ■ Home
 ■ Away
 N Neutral

Average RPI Win:	273	WON-LOST	WINNING	LAST 10	STRENGTH OF	OPP. STRENGTH	TEAM	ADJ.	CONF.	ADJ CONF.
Average RPI Loss:	114	RECORD	PCT. RANK	GAMES	SCHEDULE	OF SCHEDULE	RPI	RPI	RPI	RPI
DIV. I ONLY	20- 7	43	9-1	272	308	117	117	30	30	
DIV. I NON-CONF.	4- 6	212	0	133	115	172	172	30	30	
TOTALS	RPI 1-25	RPI 26-50	W-L RECORDS	RPI 51-100	RPI 101-150	RPI 150+				
20- 7	0- 1	0- 1	OVERALL	0- 0	1- 3	19- 2				
9- 3	0- 0	0- 0	HOME	0- 0	0- 2	9- 1				
11- 4	0- 1	0- 1	AWAY	0- 0	1- 1	10- 1				
0- 0	0- 0	0- 0	NEUTRAL	0- 0	0- 0	0- 0				
4- 6	0- 1	0- 1	NON-CONFERENCE	0- 0	0- 2	4- 2				
2- 2	0- 0	0- 0	HOME	0- 0	0- 1	2- 1				
2- 4	0- 1	0- 1	AWAY	0- 0	0- 1	2- 1				
0- 0	0- 0	0- 0	NEUTRAL	0- 0	0- 0	0- 0				
16- 1	0- 0	0- 0	CONFERENCE	0- 0	1- 1	15- 0				
7- 1	0- 0	0- 0	HOME	0- 0	0- 1	7- 0				
9- 0	0- 0	0- 0	AWAY	0- 0	1- 0	8- 0				
0- 0	0- 0	0- 0	NEUTRAL	0- 0	0- 0	0- 0				

RPI 1-25				RPI 26-50				RPI 51-100				RPI 101+ Team's RPI: 117			
RPI	S	Opponent	Score	RPI	S	Opponent	Score	RPI	S	Opponent	Score	RPI	S	Opponent	Score
20	A	TCU	61 66	36	A	James Madison	32 59					102	A	Kent St.	81 82
												108	H	Columbia	59 61
												141	A	Mt. St. Mary's	57 52
												141	H	Mt. St. Mary's	59 62
												156	A	Norfolk St.	69 62
												179	H	Delaware	62 73
												181	A	Merrimack	68 62
												181	H	Merrimack	72 50
												196	A	La Salle	71 68
												215	A	Rhode Island	59 71
												257	H	Youngstown St.	58 43
												262	H	Xavier	71 57
												275	A	Saint Francis (PA)	66 57
												299	A	Wagner	77 35
												299	H	Wagner	51 47
												302	A	Sacred Heart	67 38
												302	H	Sacred Heart	73 43
												315	A	St. Francis Brooklyn	70 59
												315	H	St. Francis Brooklyn	69 44
												317	A	Fairleigh Dickinson	48 35
												317	H	Fairleigh Dickinson	53 35
												326	H	Bryant	69 39
												335	A	LIU Brooklyn	70 59
												346	A	Central Conn. St.	86 56
												346	H	Central Conn. St.	80 42
LAST 10 Division I															
				141	A	Mt. St. Mary's	57 52					299	A	Wagner	77 35
				317	A	Fairleigh Dickinson	48 35					302	A	Sacred Heart	67 38
				141	H	Mt. St. Mary's	59 62					326	H	Bryant	69 39
				275	A	Saint Francis (PA)	66 57					346	H	Central Conn. St.	80 42
				317	H	Fairleigh Dickinson	53 35					315	A	St. Francis Brooklyn	70 59

Non-Div I Games: Pitt.-Johnstown 63 30

Robert Morris

■ Loss,
 ■ Non-Conf,
 ■ S Site,
 ■ Home
 ■ A Away
 N Neutral

Average RPI Win:	153	WON-LOST	WINNING	LAST 10	STRENGTH OF	OPP. STRENGTH	TEAM	ADJ.	CONF.	ADJ CONF.
Average RPI Loss:	46	RECORD	PCT. RANK	GAMES	SCHEDULE	OF SCHEDULE	RPI	RPI	RPI	RPI
DIV. I ONLY	21- 8	52	6-4	104	15	42	42	2	2	
DIV. I NON-CONF.	10- 1	20	0	228	103	46	46	2	2	
TOTALS	RPI 1-25	RPI 26-50	W-L RECORDS	RPI 51-100	RPI 101-150	RPI 150+				
21- 8	2- 3	2- 2	OVERALL	3- 3	4- 0	10- 0				
14- 2	2- 1	1- 0	HOME	2- 1	2- 0	7- 0				
5- 6	0- 2	1- 2	AWAY	0- 2	1- 0	3- 0				
2- 0	0- 0	0- 0	NEUTRAL	1- 0	1- 0	0- 0				
10- 1	0- 0	0- 1	NON-CONFERENCE	2- 0	2- 0	6- 0				
7- 0	0- 0	0- 0	HOME	1- 0	1- 0	5- 0				
1- 1	0- 0	0- 1	AWAY	0- 0	0- 0	1- 0				
2- 0	0- 0	0- 0	NEUTRAL	1- 0	1- 0	0- 0				
11- 7	2- 3	2- 1	CONFERENCE	1- 3	2- 0	4- 0				
7- 2	2- 1	1- 0	HOME	1- 1	1- 0	2- 0				
4- 5	0- 2	1- 1	AWAY	0- 2	1- 0	2- 0				
0- 0	0- 0	0- 0	NEUTRAL	0- 0	0- 0	0- 0				

RPI 1-25				RPI 26-50				Team's RPI: 42	RPI 51-100				RPI 101+			
RPI	S	Opponent	Score	RPI	S	Opponent	Score		RPI	S	Opponent	Score	RPI	S	Opponent	Score
3	A	Maryland	50 79	34	A	LSU	58 64		56	H	Virginia	73 63	110	N	Vanderbilt	62 56
7	A	Northwestern	65 82	38	A	Michigan	57 71		72	N	Georgia Tech	46 43	126	H	Harvard	74 46
12	H	Iowa	78 74	38	H	Michigan	62 41		86	A	Minnesota	71 73	144	A	Wisconsin	64 61
15	H	Indiana	56 66	46	A	Purdue	59 53		88	H	Nebraska	69 65	144	H	Wisconsin	63 43
22	H	Ohio St.	59 57						92	A	Michigan St.	53 57	183	H	Towson	67 53
									92	H	Michigan St.	55 66	192	A	Illinois	75 51
													192	H	Illinois	72 41
													214	A	Penn St.	62 57
													214	H	Penn St.	72 39
													238	A	South Alabama	77 56
													244	H	Marshall	66 41
													253	H	Southern U.	78 58
													282	H	Niagara	87 37
													334	H	Coppin St.	107 33
LAST 10 Division I																
12	H	Iowa	78 74	92	A	Michigan St.	53 57		3	A	Maryland	50 79				
144	H	Wisconsin	63 43						214	H	Penn St.	72 39				
22	H	Ohio St.	59 57						86	A	Minnesota	71 73				
7	A	Northwestern	65 82						192	H	Illinois	72 41				
38	H	Michigan	62 41													

Non-Div I Games:

Rutgers

SFA										
Average RPI Win:	241	WON-LOST	WINNING	LAST 10	STRENGTH OF	OPP. STRENGTH	TEAM	ADJ.	CONF.	ADJ CONF.
Average RPI Loss:	131	RECORD	PCT. RANK	GAMES	SCHEDULE	OF SCHEDULE	RPI	RPI	RPI	RPI
DIV. I ONLY	19- 6	33	7-3	258	253	95	95	23	23	
DIV. I NON-CONF.	4- 2	90	0	246	169	123	123	24	24	
TOTALS	RPI 1-25	RPI 26-50	W-L RECORDS	RPI 51-100	RPI 101-150	RPI 150+				
19- 6	0- 0	0- 1	OVERALL	3- 2	0- 1	16- 2				
10- 1	0- 0	0- 1	HOME	2- 0	0- 0	8- 0				
8- 5	0- 0	0- 0	AWAY	1- 2	0- 1	7- 2				
1- 0	0- 0	0- 0	NEUTRAL	0- 0	0- 0	1- 0				
4- 2	0- 0	0- 1	NON-CONFERENCE	0- 1	0- 0	4- 0				
1- 1	0- 0	0- 1	HOME	0- 0	0- 0	1- 0				
2- 1	0- 0	0- 0	AWAY	0- 1	0- 0	2- 0				
1- 0	0- 0	0- 0	NEUTRAL	0- 0	0- 0	1- 0				
15- 4	0- 0	0- 0	CONFERENCE	3- 1	0- 1	12- 2				
9- 0	0- 0	0- 0	HOME	2- 0	0- 0	7- 0				
6- 4	0- 0	0- 0	AWAY	1- 1	0- 1	5- 2				
0- 0	0- 0	0- 0	NEUTRAL	0- 0	0- 0	0- 0				

RPI 1-25				RPI 26-50				RPI 51-100				Team's RPI: 95	RPI 101+			
RPI	S	Opponent	Score	RPI	S	Opponent	Score	RPI	S	Opponent	Score		RPI	S	Opponent	Score
				37	H	UCF	57 63						150	A	Sam Houston St.	55 63
								78	A	Oklahoma	62 75		172	A	New Orleans	50 53
								80	A	A&M-Corpus Christi	66 44		172	H	New Orleans	59 47
								80	H	A&M-Corpus Christi	72 49		231	A	Nevada	80 65
								90	A	Abilene Christian	62 88		236	A	Central Ark.	58 37
								90	H	Abilene Christian	69 59		236	H	Central Ark.	102 41
													237	H	Southeastern La.	77 51
													245	A	Tulsa	67 63
													258	A	Incarnate Word	52 60
													258	H	Incarnate Word	67 45
													260	A	Nicholls St.	78 61
													263	A	Lamar University	54 53
													263	H	Lamar University	70 50
													264	N	UC Santa Barbara	67 56
													321	A	Houston Baptist	59 42
													325	H	Alcorn	67 62
													336	A	Northwestern St.	61 45
													336	H	Northwestern St.	89 40
													345	H	McNeese	82 51
LAST 10 Division I																
				90	A	Abilene Christian	62 88	80	H	A&M-Corpus Christi	72 49					
				263	H	Lamar University	70 50	172	H	New Orleans	59 47					
				336	A	Northwestern St.	61 45	260	A	Nicholls St.	78 61					
				258	A	Incarnate Word	52 60	150	A	Sam Houston St.	55 63					
				236	A	Central Ark.	58 37	90	H	Abilene Christian	69 59					

Non-Div I Games: LSU-Shreveport 75 32 Cent. Christian (KS104 46 Our Lady of the Lak87 75

SFA

Loss, Non-Conf, S Site, H Home A Away N Neutral

SIUE				Through Games Of March 3, 2020						
Average RPI Win:	334	WON-LOST	WINNING	LAST 10	STRENGTH OF	OPP. STRENGTH	TEAM	ADJ.	CONF.	ADJ CONF.
Average RPI Loss:	172	RECORD	PCT. RANK	GAMES	SCHEDULE	OF SCHEDULE	RPI	RPI	RPI	RPI
DIV. I ONLY	3- 25	339	0-10	252	237	337	337	20	20	
DIV. I NON-CONF.	2- 8	295	0	298	125	330	330	23	23	

TOTALS	RPI 1-25	RPI 26-50		W-L RECORDS	RPI 51-100	RPI 101-150		RPI 150+		
3- 25	0- 0	0- 2		OVERALL	0- 4	0- 4		3- 15		
2- 12	0- 0	0- 1		HOME	0- 1	0- 2		2- 8		
1- 12	0- 0	0- 1		AWAY	0- 3	0- 1		1- 7		
0- 1	0- 0	0- 0		NEUTRAL	0- 0	0- 1		0- 0		
2- 8	0- 0	0- 0		NON-CONFERENCE	0- 3	0- 2		2- 3		
2- 3	0- 0	0- 0		HOME	0- 1	0- 1		2- 1		
0- 4	0- 0	0- 0		AWAY	0- 2	0- 0		0- 2		
0- 1	0- 0	0- 0		NEUTRAL	0- 0	0- 1		0- 0		
1- 17	0- 0	0- 2		CONFERENCE	0- 1	0- 2		1- 12		
0- 9	0- 0	0- 1		HOME	0- 0	0- 1		0- 7		
1- 8	0- 0	0- 1		AWAY	0- 1	0- 1		1- 5		
0- 0	0- 0	0- 0		NEUTRAL	0- 0	0- 0		0- 0		

RPI 1-25				RPI 26-50				RPI 51-100				RPI 101+				Team's RPI: 337
RPI	S	Opponent	Score	RPI	S	Opponent	Score	RPI	S	Opponent	Score	RPI	S	Opponent	Score	
				48	A	UT Martin	58 75	55	A	Belmont	48 69	103	H	Southern Ill.	67 103	
				48	H	UT Martin	39 79	62	A	Illinois St.	53 74	111	A	Southeast Mo. St.	57 80	
								88	A	Nebraska	49 63	111	H	Southeast Mo. St.	56 66	
								94	H	Saint Louis	35 68	142	N	North Ala.	67 85	
												161	H	Loyola Chicago	50 63	
												167	A	Missouri	51 68	
												168	A	Austin Peay	61 74	
												168	H	Austin Peay	62 79	
												208	A	Eastern Ill.	71 77	
												208	H	Eastern Ill.	62 65	
												210	H	Tennessee Tech	50 65	
												233	A	Murray St.	60 74	
												233	H	Murray St.	61 70	
												235	H	Jacksonville St.	44 53	
												281	A	Morehead St.	69 75	
												281	H	Morehead St.	55 63	
												286	A	Eastern Ky.	46 49	
												286	H	Eastern Ky.	38 68	
												313	A	Georgia St.	73 74	
												331	H	Evansville	85 74	
												333	A	Tennessee St.	76 63	
												339	H	Purdue Fort Wayne	57 53	
LAST 10 Division I																
				208	H	Eastern Ill.	62 65	208	A	Eastern Ill.	71 77					
				48	A	UT Martin	58 75	286	H	Eastern Ky.	38 68					
				233	H	Murray St.	61 70	281	H	Morehead St.	55 63					
				168	H	Austin Peay	62 79	233	A	Murray St.	60 74					
				111	A	Southeast Mo. St.	57 80	168	A	Austin Peay	61 74					

Non-Div I Games: Quincy

65

70

SIUE

Loss,
Non-Conf,
S Site,
H Home
A Away
N Neutral

SMU				STRENGTH OF SCHEDULE	OPP. STRENGTH OF SCHEDULE	TEAM RPI	ADJ. RPI	CONF. RPI	ADJ CONF. RPI
Average RPI Win:	220	WON-LOST RECORD	WINNING PCT. RANK						
Average RPI Loss:	134		LAST 10 GAMES						
DIV. I ONLY	13- 15	193	5-5	185	126	222	222	9	9
DIV. I NON-CONF.	6- 6	164	0	188	277	237	237	9	9
<hr/>									
TOTALS	RPI 1-25	RPI 26-50	W-L RECORDS	RPI 51-100	RPI 101-150	RPI 150+			
13- 15	0- 2	0- 1	OVERALL	1- 2	0- 3	12- 7			
10- 7	0- 2	0- 0	HOME	1- 1	0- 0	9- 4			
2- 8	0- 0	0- 1	AWAY	0- 1	0- 3	2- 3			
1- 0	0- 0	0- 0	NEUTRAL	0- 0	0- 0	1- 0			
6- 6	0- 1	0- 0	NON-CONFERENCE	1- 0	0- 2	5- 3			
5- 4	0- 1	0- 0	HOME	1- 0	0- 0	4- 3			
0- 2	0- 0	0- 0	AWAY	0- 0	0- 2	0- 0			
1- 0	0- 0	0- 0	NEUTRAL	0- 0	0- 0	1- 0			
7- 9	0- 1	0- 1	CONFERENCE	0- 2	0- 1	7- 4			
5- 3	0- 1	0- 0	HOME	0- 1	0- 0	5- 1			
2- 6	0- 0	0- 1	AWAY	0- 1	0- 1	2- 3			
0- 0	0- 0	0- 0	NEUTRAL	0- 0	0- 0	0- 0			

RPI 1-25				RPI 26-50				RPI 51-100				RPI 101+ Team's RPI: 222			
RPI	S	Opponent	Score	RPI	S	Opponent	Score	RPI	S	Opponent	Score	RPI	S	Opponent	Score
6	H	UConn	42 80	37	A	UCF	57 67	63	H	Rice	55 43	105	A	UT Arlington	46 51
20	H	TCU	56 57					68	A	South Fla.	62 85	116	A	Temple	62 85
								77	H	Cincinnati	58 73	135	A	Pacific	49 77
												155	H	Wright St.	61 69
												166	H	Tulane	66 67
												170	A	Wichita St.	72 67
												170	H	Wichita St.	64 44
												201	A	Memphis	52 57
												201	H	Memphis	69 60
												209	A	Houston	53 55
												209	H	Houston	60 47
												213	H	UTEP	60 56
												221	H	North Dakota	66 51
												224	H	Northern Colo.	52 61
												234	A	East Carolina	55 47
												234	H	East Carolina	53 45
												245	A	Tulsa	58 65
												245	H	Tulsa	57 38
												248	H	George Mason	58 59
												276	H	UC Irvine	59 56
												283	N	CSUN	68 58
												345	H	McNeese	81 60
<hr/>															
LAST 10 Division I															
201	H	Memphis	69 60	234	H	East Carolina	53 45								
68	A	South Fla.	62 85	77	H	Cincinnati	58 73								
209	H	Houston	60 47	209	A	Houston	53 55								
170	A	Wichita St.	72 67	37	A	UCF	57 67								
245	A	Tulsa	58 65	170	H	Wichita St.	64 44								

Non-Div I Games:

SMU

■ Loss,
 ■ Non-Conf,
 ■ S Site,
 ■ Home
 ■ A Away
 N Neutral

Sacramento St.

Through Games Of March 3, 2020

Average RPI Win:	255	WON-LOST	WINNING	LAST 10	STRENGTH OF	OPP. STRENGTH	TEAM	ADJ.	CONF.	ADJ CONF.
Average RPI Loss:	175	RECORD	PCT. RANK	GAMES	SCHEDULE	OF SCHEDULE	RPI	RPI	RPI	RPI
DIV. I ONLY	6- 20	313	3-7	244	215	303	303	18	18	
DIV. I NON-CONF.	0- 7	338	0	244	230	341	341	17	17	
TOTALS	RPI 1-25	RPI 26-50	W-L RECORDS	RPI 51-100	RPI 101-150	RPI 150+				
6- 20	0- 1	0- 0	OVERALL	0- 2	0- 3	6- 14				
2- 8	0- 1	0- 0	HOME	0- 1	0- 1	2- 5				
4- 12	0- 0	0- 0	AWAY	0- 1	0- 2	4- 9				
0- 0	0- 0	0- 0	NEUTRAL	0- 0	0- 0	0- 0				
0- 7	0- 1	0- 0	NON-CONFERENCE	0- 0	0- 1	0- 5				
0- 1	0- 1	0- 0	HOME	0- 0	0- 0	0- 0				
0- 6	0- 0	0- 0	AWAY	0- 0	0- 1	0- 5				
0- 0	0- 0	0- 0	NEUTRAL	0- 0	0- 0	0- 0				
6- 13	0- 0	0- 0	CONFERENCE	0- 2	0- 2	6- 9				
2- 7	0- 0	0- 0	HOME	0- 1	0- 1	2- 5				
4- 6	0- 0	0- 0	AWAY	0- 1	0- 1	4- 4				
0- 0	0- 0	0- 0	NEUTRAL	0- 0	0- 0	0- 0				

RPI 1-25				RPI 26-50				RPI 51-100				RPI 101+ Team's RPI: 303			
RPI	S	Opponent	Score	RPI	S	Opponent	Score	RPI	S	Opponent	Score	RPI	S	Opponent	Score
22	H	Ohio St.	74 104					79	A	Montana St.	69 113	115	A	Idaho	44 70
								79	H	Montana St.	48 85	115	H	Idaho	88 96
												147	A	San Jose St.	67 73
												159	A	Montana	45 90
												159	H	Montana	60 64
												160	A	Idaho St.	62 80
												160	H	Idaho St.	51 75
												162	A	Northern Ariz.	107 114
												162	H	Northern Ariz.	65 85
												165	A	UC Davis	75 77
												176	A	Southern Utah	71 62
												176	H	Southern Utah	87 82
												204	A	San Francisco	82 87
												223	A	Portland St.	73 70
												224	A	Northern Colo.	73 90
												224	H	Northern Colo.	63 73
												231	A	Nevada	72 83
												308	A	Eastern Wash.	74 67
												308	H	Eastern Wash.	73 78
												309	A	Seattle U	84 88
												310	A	Cal Poly	43 62
												322	A	Weber St.	91 67
												322	H	Weber St.	58 52
LAST 10 Division I															
159	A	Montana	45 90	176	A	Southern Utah	71 62								
79	A	Montana St.	69 113	160	H	Idaho St.	51 75								
115	H	Idaho	88 96	322	H	Weber St.	58 52								
308	H	Eastern Wash.	73 78	115	A	Idaho	44 70								
224	A	Northern Colo.	73 90	308	A	Eastern Wash.	74 67								

Non-Div I Games: Cal Maritime 86 55 Pacific Union 94 35

Sacramento St.

Loss, Non-Conf, S Site, H Home A Away N Neutral

Average RPI Win: 311		WON-LOST	WINNING	LAST 10	STRENGTH OF	OPP. STRENGTH	TEAM	ADJ.	CONF.	ADJ CONF.
Average RPI Loss: 189		RECORD	PCT. RANK	GAMES	SCHEDULE	OF SCHEDULE	RPI	RPI	RPI	RPI
DIV. I ONLY		10- 17	252	4-6	330	311	302	302	30	30
DIV. I NON-CONF.		2- 8	295	0	273	111	314	314	30	30
TOTALS		RPI 1-25	RPI 26-50		W-L RECORDS		RPI 51-100	RPI 101-150	RPI 150+	
10- 17	0- 0	0- 0		OVERALL		0- 4	0- 4		10- 9	
6- 4	0- 0	0- 0		HOME		0- 0	0- 3		6- 1	
3- 12	0- 0	0- 0		AWAY		0- 3	0- 1		3- 8	
1- 1	0- 0	0- 0		NEUTRAL		0- 1	0- 0		1- 0	
2- 8		0- 0	0- 0		NON-CONFERENCE		0- 4	0- 1		2- 3
1- 1	0- 0	0- 0		HOME		0- 0	0- 1		1- 0	
0- 6	0- 0	0- 0		AWAY		0- 3	0- 0		0- 3	
1- 1	0- 0	0- 0		NEUTRAL		0- 1	0- 0		1- 0	
8- 9		0- 0	0- 0		CONFERENCE		0- 0	0- 3		8- 6
5- 3	0- 0	0- 0		HOME		0- 0	0- 2		5- 1	
3- 6	0- 0	0- 0		AWAY		0- 0	0- 1		3- 5	
0- 0	0- 0	0- 0		NEUTRAL		0- 0	0- 0		0- 0	

[illegible]

Non-Div I Games:	Bridgeport	77	63
------------------	------------	----	----

Sacred Heart

■ Loss, ■ Non-Conf, S Site, H Home A Away N Neutral

Saint Francis (PA)

Through Games Of March 3, 2020

Average RPI Win:	310	WON-LOST	WINNING	LAST 10	STRENGTH OF	OPP. STRENGTH	TEAM	ADJ.	CONF.	ADJ CONF.
Average RPI Loss:	169	RECORD	PCT. RANK	GAMES	SCHEDULE	OF SCHEDULE	RPI	RPI	RPI	RPI
DIV. I ONLY	11- 17	236	4-6	277	310	275	275	30	30	
DIV. I NON-CONF.	2- 9	304	0	74	146	227	227	30	30	
TOTALS	RPI 1-25	RPI 26-50	W-L RECORDS	RPI 51-100	RPI 101-150	RPI 150+				
11- 17	0- 0	0- 2	OVERALL	0- 4	0- 4	11- 7				
5- 7	0- 0	0- 0	HOME	0- 2	0- 2	5- 3				
5- 9	0- 0	0- 1	AWAY	0- 2	0- 2	5- 4				
1- 1	0- 0	0- 1	NEUTRAL	0- 0	0- 0	1- 0				
2- 9	0- 0	0- 2	NON-CONFERENCE	0- 4	0- 1	2- 2				
0- 3	0- 0	0- 0	HOME	0- 2	0- 0	0- 1				
1- 5	0- 0	0- 1	AWAY	0- 2	0- 1	1- 1				
1- 1	0- 0	0- 1	NEUTRAL	0- 0	0- 0	1- 0				
9- 8	0- 0	0- 0	CONFERENCE	0- 0	0- 3	9- 5				
5- 4	0- 0	0- 0	HOME	0- 0	0- 2	5- 2				
4- 4	0- 0	0- 0	AWAY	0- 0	0- 1	4- 3				
0- 0	0- 0	0- 0	NEUTRAL	0- 0	0- 0	0- 0				

RPI	S	Opponent	Score	RPI	S	Opponent	Score	RPI	S	Opponent	Score	RPI	S	Opponent	Score	Team's RPI: 275
32	A	Virginia Tech	41	105	51	H	Bucknell	46	70	117	H	Robert Morris	57	66		
35	N	FGCU	64	97	66	A	West Virginia	45	74	122	A	Duquesne	69	72		
					68	A	South Fla.	23	62	141	A	Mt. St. Mary's	44	68		
					99	H	Liberty	52	71	141	H	Mt. St. Mary's	55	66		
										181	H	Merrimack	56	71		
										226	N	Stetson	78	73		
										257	H	Youngstown St.	46	56		
										281	A	Morehead St.	54	65		
										299	A	Wagner	50	55		
										299	H	Wagner	51	50		
										302	A	Sacred Heart	48	39		
										302	H	Sacred Heart	60	58		
										306	A	Vermont	73	69		
										315	A	St. Francis Brooklyn	67	59		
										315	H	St. Francis Brooklyn	82	72		
										317	A	Fairleigh Dickinson	47	56		
										326	A	Bryant	63	60		
										326	H	Bryant	64	58		
										335	A	LIU Brooklyn	53	71		
										335	H	LIU Brooklyn	64	71		
										346	A	Central Conn. St.	64	52		
										346	H	Central Conn. St.	72	68		
LAST 10 Division I																
141	H	Mt. St. Mary's	55	66	299	A	Wagner	50	55							
335	H	LIU Brooklyn	64	71	346	H	Central Conn. St.	72	68							
117	H	Robert Morris	57	66	326	H	Bryant	64	58							
141	A	Mt. St. Mary's	44	68	335	A	LIU Brooklyn	53	71							
302	A	Sacred Heart	48	39	315	A	St. Francis Brooklyn	67	59							

Non-Div I Games:

Saint Francis (PA)

■ Loss,
 ■ Non-Conf,
 ■ S Site,
 ■ Home
 ■ A Away
 N Neutral

Saint Joseph's

Through Games Of March 3, 2020

Average RPI Win:	191	WON-LOST	WINNING	LAST 10	STRENGTH OF	OPP. STRENGTH	TEAM	ADJ.	CONF.	ADJ CONF.
Average RPI Loss:	126	RECORD	PCT. RANK	GAMES	SCHEDULE	OF SCHEDULE	RPI	RPI	RPI	RPI
DIV. I ONLY	9- 20	285	1-9	103	133	230	230	12	12	
DIV. I NON-CONF.	6- 6	164	0	119	133	164	164	12	12	
TOTALS	RPI 1-25	RPI 26-50	W-L RECORDS	RPI 51-100	RPI 101-150	RPI 150+				
9- 20	0- 0	0- 2	OVERALL	0- 7	5- 6	4- 5				
5- 9	0- 0	0- 2	HOME	0- 1	2- 3	3- 3				
3- 9	0- 0	0- 0	AWAY	0- 5	2- 3	1- 1				
1- 2	0- 0	0- 0	NEUTRAL	0- 1	1- 0	0- 1				
6- 6	0- 0	0- 1	NON-CONFERENCE	0- 3	3- 1	3- 1				
4- 2	0- 0	0- 1	HOME	0- 1	1- 0	3- 0				
1- 2	0- 0	0- 0	AWAY	0- 1	1- 1	0- 0				
1- 2	0- 0	0- 0	NEUTRAL	0- 1	1- 0	0- 1				
3- 14	0- 0	0- 1	CONFERENCE	0- 4	2- 5	1- 4				
1- 7	0- 0	0- 1	HOME	0- 0	1- 3	0- 3				
2- 7	0- 0	0- 0	AWAY	0- 4	1- 2	1- 1				
0- 0	0- 0	0- 0	NEUTRAL	0- 0	0- 0	0- 0				

RPI S	Opponent	Score	RPI S	Opponent	Score	RPI S	Opponent	Score	RPI S	Opponent	Score	Team's RPI: 230
40	H Drexel	52 62	67	H Penn	45 55	108	A Columbia	71 57				
49	H Dayton	44 59	73	N Seton Hall	39 55	113	A Auburn	62 66				
			75	A Villanova	44 60	116	H Temple	67 63				
			89	A Fordham	36 59	121	H Richmond	67 56				
			89	A Fordham	45 67	122	A Duquesne	42 53				
			94	A Saint Louis	48 63	122	H Duquesne	51 58				
			97	A VCU	40 47	126	N Harvard	63 39				
						132	A Davidson	63 54				
						143	A Massachusetts	43 61				
						143	H Massachusetts	47 51				
						148	H George Washington	50 56				
						196	A La Salle	59 67				
						196	H La Salle	53 59				
						198	H American	72 51				
						200	N Furman	48 63				
						215	H Rhode Island	47 49				
						248	H George Mason	49 54				
						294	A St. Bonaventure	61 60				
						302	H Sacred Heart	71 44				
						318	H Navy	49 40				
LAST 10 Division I												
89	A Fordham	36 59	196	H La Salle	53 59							
89	A Fordham	45 67	122	A Duquesne	42 53							
143	H Massachusetts	47 51	94	A Saint Louis	48 63							
248	H George Mason	49 54	49	H Dayton	44 59							
132	A Davidson	63 54	148	H George Washington	50 56							

Non-Div I Games:

Saint Joseph's

■ Loss,
 ■ Non-Conf,
 ■ S Site,
 ■ H Home
 ■ A Away
 N Neutral

Saint Louis

Through Games Of March 3, 2020

Average RPI Win:	168	WON-LOST	WINNING	LAST 10	STRENGTH OF	OPP. STRENGTH	TEAM	ADJ.	CONF.	ADJ CONF.
Average RPI Loss:	103	RECORD	PCT. RANK	GAMES	SCHEDULE	OF SCHEDULE	RPI	RPI	RPI	RPI
DIV. I ONLY	18- 12	116	7-3	87	103	94	94	12	12	
DIV. I NON-CONF.	8- 5	117	0	84	70	72	72	12	12	
TOTALS	RPI 1-25	RPI 26-50	W-L RECORDS	RPI 51-100	RPI 101-150	RPI 150+				
18- 12	0- 1	1- 2	OVERALL	3- 3	6- 4	8- 2				
10- 5	0- 1	1- 1	HOME	2- 1	4- 2	3- 0				
8- 7	0- 0	0- 1	AWAY	1- 2	2- 2	5- 2				
0- 0	0- 0	0- 0	NEUTRAL	0- 0	0- 0	0- 0				
8- 5	0- 1	1- 0	NON-CONFERENCE	2- 0	2- 3	3- 1				
4- 2	0- 1	1- 0	HOME	1- 0	2- 1	0- 0				
4- 3	0- 0	0- 0	AWAY	1- 0	0- 2	3- 1				
0- 0	0- 0	0- 0	NEUTRAL	0- 0	0- 0	0- 0				
10- 7	0- 0	0- 2	CONFERENCE	1- 3	4- 1	5- 1				
6- 3	0- 0	0- 1	HOME	1- 1	2- 1	3- 0				
4- 4	0- 0	0- 1	AWAY	0- 2	2- 0	2- 1				
0- 0	0- 0	0- 0	NEUTRAL	0- 0	0- 0	0- 0				

RPI 1-25				RPI 26-50				RPI 51-100 Team's RPI: 94				RPI 101+			
RPI	S	Opponent	Score	RPI	S	Opponent	Score	RPI	S	Opponent	Score	RPI	S	Opponent	Score
11	H	Princeton	50 66	48	H	UT Martin	56 50	62	H	Illinois St.	61 56	101	H	Colgate	61 51
				49	A	Dayton	47 48	77	A	Cincinnati	60 50	103	A	Southern Ill.	53 61
				49	H	Dayton	66 78	89	A	Fordham	54 66	110	A	Vanderbilt	50 62
								89	H	Fordham	59 49	111	H	Southeast Mo. St.	76 61
								97	A	VCU	60 67	119	H	Kansas	60 68
								97	H	VCU	52 65	121	A	Richmond	60 57
												122	H	Duquesne	53 50
												132	H	Davidson	58 65
												143	H	Massachusetts	71 56
												148	A	George Washington	59 45
												167	A	Missouri	58 83
												182	A	Northern Ky.	67 42
												196	A	La Salle	77 61
												215	A	Rhode Island	63 72
												230	H	Saint Joseph's	63 48
												248	A	George Mason	64 51
												248	H	George Mason	69 61
												274	A	Indiana St.	55 53
												294	H	St. Bonaventure	72 51
												337	A	SIUE	68 35
LAST 10 Division I															
248	H	George Mason	69 61	143	H	Massachusetts	71 56								
49	H	Dayton	66 78	215	A	Rhode Island	63 72								
121	A	Richmond	60 57	248	A	George Mason	64 51								
97	A	VCU	60 67	230	H	Saint Joseph's	63 48								
89	H	Fordham	59 49	148	A	George Washington	59 45								

Non-Div I Games:

Saint Louis

■ Loss,
 ■ Non-Conf,
 ■ S Site,
 ■ H Home
 ■ A Away
 N Neutral

Saint Mary's (CA)

Through Games Of March 3, 2020

Average RPI Win:	204	WON-LOST	WINNING	LAST 10	STRENGTH OF	OPP. STRENGTH	TEAM	ADJ.	CONF.	ADJ CONF.
Average RPI Loss:	119	RECORD	PCT. RANK	GAMES	SCHEDULE	OF SCHEDULE	RPI	RPI	RPI	RPI
DIV. I ONLY	11- 18	246	2-8	89	118	197	197	11	11	
DIV. I NON-CONF.	5- 6	187	0	75	138	154	154	11	11	
TOTALS	RPI 1-25	RPI 26-50	W-L RECORDS	RPI 51-100	RPI 101-150	RPI 150+				
11- 18	1- 2	1- 2	OVERALL	0- 2	0- 7	9- 5				
7- 8	1- 1	1- 1	HOME	0- 1	0- 3	5- 2				
3- 10	0- 1	0- 1	AWAY	0- 1	0- 4	3- 3				
1- 0	0- 0	0- 0	NEUTRAL	0- 0	0- 0	1- 0				
5- 6	0- 1	1- 2	NON-CONFERENCE	0- 0	0- 1	4- 2				
4- 2	0- 1	1- 1	HOME	0- 0	0- 0	3- 0				
0- 4	0- 0	0- 1	AWAY	0- 0	0- 1	0- 2				
1- 0	0- 0	0- 0	NEUTRAL	0- 0	0- 0	1- 0				
6- 12	1- 1	0- 0	CONFERENCE	0- 2	0- 6	5- 3				
3- 6	1- 0	0- 0	HOME	0- 1	0- 3	2- 2				
3- 6	0- 1	0- 0	AWAY	0- 1	0- 3	3- 1				
0- 0	0- 0	0- 0	NEUTRAL	0- 0	0- 0	0- 0				

RPI 1-25				RPI 26-50				RPI 51-100				RPI 101+ Team's RPI: 197			
RPI	S	Opponent	Score	RPI	S	Opponent	Score	RPI	S	Opponent	Score	RPI	S	Opponent	Score
10	A	Gonzaga	49 74	28	H	Marquette	63 77	83	A	BYU	39 60	112	A	San Diego	59 73
10	H	Gonzaga	70 60	31	H	Western Ky.	80 73	83	H	BYU	55 65	112	H	San Diego	54 72
21	H	NC State	70 87	37	A	UCF	58 67					119	A	Kansas	81 86
												135	A	Pacific	53 65
												135	H	Pacific	66 68
												138	A	Portland	65 78
												138	H	Portland	53 72
												163	A	Wyoming	67 69
												165	H	UC Davis	83 74
												194	A	Pepperdine	64 73
												194	H	Pepperdine	85 78
												195	A	Santa Clara	95 87
												195	H	Santa Clara	87 94
												204	A	San Francisco	86 79
												204	H	San Francisco	55 69
												231	A	Nevada	72 78
												264	H	UC Santa Barbara	64 43
												287	A	LMU (CA)	70 61
												287	H	LMU (CA)	86 70
												294	N	St. Bonaventure	72 57
												310	H	Cal Poly	84 67
LAST 10 Division I															
204	H	San Francisco	55 69	10	H	Gonzaga	70 60								
195	H	Santa Clara	87 94	138	H	Portland	53 72								
135	A	Pacific	53 65	194	A	Pepperdine	64 73								
112	A	San Diego	59 73	287	A	LMU (CA)	70 61								
83	A	BYU	39 60	135	H	Pacific	66 68								

Non-Div I Games:

Saint Mary's (CA)

■ Loss,
 ■ Non-Conf,
 ■ S Site,
 ■ Home
 ■ Away
 N Neutral

Saint Peter's

Through Games Of March 3, 2020

Average RPI Win:	274	WON-LOST	WINNING	LAST 10	STRENGTH OF	OPP. STRENGTH	TEAM	ADJ.	CONF.	ADJ CONF.
Average RPI Loss:	232	RECORD	PCT. RANK	GAMES	SCHEDULE	OF SCHEDULE	RPI	RPI	RPI	RPI
DIV. I ONLY	8- 19	292	3-7	340	326	323	323	24	24	
DIV. I NON-CONF.	3- 6	235	0	342	350	327	327	25	25	
TOTALS	RPI 1-25	RPI 26-50	W-L RECORDS	RPI 51-100	RPI 101-150	RPI 150+				
8- 19	0- 0	0- 0	OVERALL	1- 2	0- 1	7- 16				
5- 7	0- 0	0- 0	HOME	1- 1	0- 1	4- 5				
3- 12	0- 0	0- 0	AWAY	0- 1	0- 0	3- 11				
0- 0	0- 0	0- 0	NEUTRAL	0- 0	0- 0	0- 0				
3- 6	0- 0	0- 0	NON-CONFERENCE	0- 0	0- 1	3- 5				
1- 2	0- 0	0- 0	HOME	0- 0	0- 1	1- 1				
2- 4	0- 0	0- 0	AWAY	0- 0	0- 0	2- 4				
0- 0	0- 0	0- 0	NEUTRAL	0- 0	0- 0	0- 0				
5- 13	0- 0	0- 0	CONFERENCE	1- 2	0- 0	4- 11				
4- 5	0- 0	0- 0	HOME	1- 1	0- 0	3- 4				
1- 8	0- 0	0- 0	AWAY	0- 1	0- 0	1- 7				
0- 0	0- 0	0- 0	NEUTRAL	0- 0	0- 0	0- 0				

RPI S	Opponent	Score	RPI S	Opponent	Score	RPI S	Opponent	Score	RPI S	Opponent	Score	Team's RPI: 323
						54	A Marist	76 96	137	H Lehigh	71 80	
						54	H Marist	60 82	185	A Manhattan	64 68	
						91	H Rider	67 56	185	H Manhattan	52 85	
									189	A Quinnipiac	69 70	
									189	H Quinnipiac	64 91	
									232	A Fairfield	48 67	
									232	H Fairfield	66 63	
									243	H Morgan St.	78 77	
									249	A Iona	59 69	
									265	A Howard	80 92	
									277	A Delaware St.	66 89	
									280	A Siena	64 71	
									280	H Siena	87 83	
									282	A Niagara	89 97	
									282	H Niagara	64 68	
									297	A Monmouth	57 59	
									297	H Monmouth	67 81	
									299	A Wagner	89 90	
									317	H Fairleigh Dickinson	71 77	
									330	A NJIT	73 76	
									334	A Coppin St.	82 57	
									335	A LIU Brooklyn	89 74	
									338	A Canisius	86 68	
									338	H Canisius	67 58	
LAST 10 Division I												
			189	A Quinnipiac	69 70		282	H Niagara	64 68			
			280	A Siena	64 71		297	A Monmouth	57 59			
			54	H Marist	60 82		91	H Rider	67 56			
			232	H Fairfield	66 63		185	A Manhattan	64 68			
			338	H Canisius	67 58		189	H Quinnipiac	64 91			

Non-Div I Games:

Saint Peter's

■ Loss,
 ■ Non-Conf,
 ■ S Site,
 ■ H Home
 ■ A Away
 N Neutral

Average RPI Win:	255	WON-LOST	WINNING	LAST 10	STRENGTH OF	OPP. STRENGTH	TEAM	ADJ.	CONF.	ADJ CONF.
Average RPI Loss:	153	RECORD	PCT. RANK	GAMES	SCHEDULE	OF SCHEDULE	RPI	RPI	RPI	RPI
DIV. I ONLY	16- 8	75	6-4	317	229	150	150	23	23	
DIV. I NON-CONF.	2- 4	235	0	319	92	266	266	24	24	
TOTALS	RPI 1-25	RPI 26-50	W-L RECORDS	RPI 51-100	RPI 101-150	RPI 150+				
16- 8	0- 0	0- 0	OVERALL	1- 4	0- 1	15- 3				
8- 2	0- 0	0- 0	HOME	1- 1	0- 0	7- 1				
8- 6	0- 0	0- 0	AWAY	0- 3	0- 1	8- 2				
0- 0	0- 0	0- 0	NEUTRAL	0- 0	0- 0	0- 0				
2- 4	0- 0	0- 0	NON-CONFERENCE	0- 1	0- 1	2- 2				
1- 0	0- 0	0- 0	HOME	0- 0	0- 0	1- 0				
1- 4	0- 0	0- 0	AWAY	0- 1	0- 1	1- 2				
0- 0	0- 0	0- 0	NEUTRAL	0- 0	0- 0	0- 0				
14- 4	0- 0	0- 0	CONFERENCE	1- 3	0- 0	13- 1				
7- 2	0- 0	0- 0	HOME	1- 1	0- 0	6- 1				
7- 2	0- 0	0- 0	AWAY	0- 2	0- 0	7- 0				
0- 0	0- 0	0- 0	NEUTRAL	0- 0	0- 0	0- 0				

RPI 1-25				RPI 26-50				RPI 51-100				RPI 101+ Team's RPI: 150			
RPI	S	Opponent	Score	RPI	S	Opponent	Score	RPI	S	Opponent	Score	RPI	S	Opponent	Score
								78	A	Oklahoma	71 95	127	A	Texas Tech	57 99
								80	A	A&M-Corpus Christi	54 57	172	A	New Orleans	78 46
								90	A	Abilene Christian	91 94	186	H	Louisiana	77 73
								90	H	Abilene Christian	73 81	217	A	Oral Roberts	41 64
								95	H	SFA	63 55	236	A	Central Ark.	72 54
												236	H	Central Ark.	73 58
												237	A	Southeastern La.	84 69
												237	H	Southeastern La.	81 75
												258	H	Incarnate Word	74 77
												260	A	Nicholls St.	80 77
												260	H	Nicholls St.	87 71
												263	A	Lamar University	75 68
												263	H	Lamar University	68 47
												285	A	Ole Miss	69 75
												311	A	UTSA	81 77
												321	A	Houston Baptist	97 69
												321	H	Houston Baptist	75 60
												336	A	Northwestern St.	79 69
												345	H	McNeese	92 59
LAST 10 Division I															
				90	A	Abilene Christian	91 94					260	A	Nicholls St.	80 77
				321	H	Houston Baptist	75 60					258	H	Incarnate Word	74 77
				263	A	Lamar University	75 68					95	H	SFA	63 55
				236	H	Central Ark.	73 58					80	A	A&M-Corpus Christi	54 57
				237	H	Southeastern La.	81 75					90	H	Abilene Christian	73 81

Non-Div I Games: Jarvis Christian 114 46 Howard Payne 91 49 Wiley 102 52

Sam Houston St.

Average RPI Win:	262	WON-LOST	WINNING	LAST 10	STRENGTH OF	OPP. STRENGTH	TEAM	ADJ.	CONF.	ADJ CONF.
Average RPI Loss:	131	RECORD	PCT. RANK	GAMES	SCHEDULE	OF SCHEDULE	RPI	RPI	RPI	RPI
DIV. I ONLY	14- 14	173	7-3	193	252	169	169	27	27	
DIV. I NON-CONF.	4- 10	259	0	63	215	159	159	21	21	
TOTALS	RPI 1-25	RPI 26-50	W-L RECORDS	RPI 51-100	RPI 101-150	RPI 150+				
14- 14	0- 1	0- 4	OVERALL	0- 1	3- 2	11- 6				
5- 5	0- 0	0- 2	HOME	0- 0	1- 0	4- 3				
8- 9	0- 1	0- 2	AWAY	0- 1	2- 2	6- 3				
1- 0	0- 0	0- 0	NEUTRAL	0- 0	0- 0	1- 0				
4- 10	0- 1	0- 4	NON-CONFERENCE	0- 1	1- 2	3- 2				
0- 3	0- 0	0- 2	HOME	0- 0	0- 0	0- 1				
3- 7	0- 1	0- 2	AWAY	0- 1	1- 2	2- 1				
1- 0	0- 0	0- 0	NEUTRAL	0- 0	0- 0	1- 0				
10- 4	0- 0	0- 0	CONFERENCE	0- 0	2- 0	8- 4				
5- 2	0- 0	0- 0	HOME	0- 0	1- 0	4- 2				
5- 2	0- 0	0- 0	AWAY	0- 0	1- 0	4- 2				
0- 0	0- 0	0- 0	NEUTRAL	0- 0	0- 0	0- 0				

RPI 1-25				RPI 26-50				RPI 51-100				RPI 101+ Team's RPI: 169			
RPI	S	Opponent	Score	RPI	S	Opponent	Score	RPI	S	Opponent	Score	RPI	S	Opponent	Score
25	A	Kentucky	49 79	31	H	Western Ky.	84 88	89	A	Fordham	37 68	124	A	UAB	69 76
				39	A	Florida St.	59 88					134	A	Florida	48 84
				43	H	Troy	65 74					136	A	UNC Greensboro	56 42
				48	A	UT Martin	75 80					136	H	UNC Greensboro	69 57
												142	A	North Ala.	79 63
												191	A	Chattanooga	58 64
												191	H	Chattanooga	60 46
												200	A	Furman	69 77
												200	H	Furman	59 72
												210	H	Tennessee Tech	57 72
												225	A	Kennesaw St.	55 60
												233	A	Murray St.	84 56
												269	A	Wofford	74 58
												269	H	Wofford	63 69
												289	A	ETSU	76 60
												289	H	ETSU	68 34
												320	A	Alabama St.	83 48
												324	N	Hofstra	65 45
												329	A	Mercer	60 54
												329	H	Mercer	72 64
												342	A	Western Caro.	62 50
												342	H	Western Caro.	70 53
LAST 10 Division I															
				342	H	Western Caro.	70 53					269	H	Wofford	63 69
				136	H	UNC Greensboro	69 57					200	H	Furman	59 72
				191	A	Chattanooga	58 64					136	A	UNC Greensboro	56 42
				289	A	ETSU	76 60					342	A	Western Caro.	62 50
				329	A	Mercer	60 54					289	H	ETSU	68 34

Non-Div I Games: Montevallo 81 60

Samford

■ Loss,
 ■ Non-Conf,
 ■ S Site,
 ■ Home
 ■ A Away
 N Neutral

San Diego

Through Games Of March 3, 2020

Average RPI Win:	204	WON-LOST	WINNING	LAST 10	STRENGTH OF	OPP. STRENGTH	TEAM	ADJ.	CONF.	ADJ CONF.
Average RPI Loss:	122	RECORD	PCT. RANK	GAMES	SCHEDULE	OF SCHEDULE	RPI	RPI	RPI	RPI
DIV. I ONLY	18- 10	88	8-2	149	141	112	112	11	11	
DIV. I NON-CONF.	5- 5	164	0	210	291	220	220	11	11	
TOTALS	RPI 1-25	RPI 26-50	W-L RECORDS	RPI 51-100	RPI 101-150	RPI 150+				
18- 10	0- 2	0- 0	OVERALL	1- 1	4- 4	13- 3				
11- 5	0- 1	0- 0	HOME	1- 0	2- 3	8- 1				
7- 5	0- 1	0- 0	AWAY	0- 1	2- 1	5- 2				
0- 0	0- 0	0- 0	NEUTRAL	0- 0	0- 0	0- 0				
5- 5	0- 0	0- 0	NON-CONFERENCE	0- 0	0- 4	5- 1				
3- 4	0- 0	0- 0	HOME	0- 0	0- 3	3- 1				
2- 1	0- 0	0- 0	AWAY	0- 0	0- 1	2- 0				
0- 0	0- 0	0- 0	NEUTRAL	0- 0	0- 0	0- 0				
13- 5	0- 2	0- 0	CONFERENCE	1- 1	4- 0	8- 2				
8- 1	0- 1	0- 0	HOME	1- 0	2- 0	5- 0				
5- 4	0- 1	0- 0	AWAY	0- 1	2- 0	3- 2				
0- 0	0- 0	0- 0	NEUTRAL	0- 0	0- 0	0- 0				

RPI	S	Opponent	Score	RPI	S	Opponent	Score	RPI	S	Opponent	Score	RPI	S	Opponent	Score	Team's RPI: 112
10	A	Gonzaga	46 57					83	A	BYU	36 52	115	H	Idaho	32 65	
10	H	Gonzaga	42 57					83	H	BYU	51 45	125	H	Washington	47 65	
												127	H	Texas Tech	60 64	
												135	A	Pacific	66 64	
												135	H	Pacific	66 61	
												138	A	Portland	62 58	
												138	H	Portland	74 55	
												147	A	San Jose St.	82 88	
												183	H	Towson	81 67	
												194	A	Pepperdine	57 73	
												194	H	Pepperdine	62 58	
												195	A	Santa Clara	66 78	
												195	H	Santa Clara	50 47	
												197	A	Saint Mary's (CA)	72 54	
												197	H	Saint Mary's (CA)	73 59	
												204	A	San Francisco	61 58	
												204	H	San Francisco	54 50	
												216	H	Cal St. Fullerton	67 72	
												239	A	San Diego St.	70 47	
												270	A	Air Force	70 59	
												283	H	CSUN	59 40	
												287	A	LMU (CA)	67 59	
												287	H	LMU (CA)	54 50	
												297	H	Monmouth	57 49	
LAST 10 Division I																
194	H	Pepperdine	62 58	135	H	Pacific	66 61									
287	H	LMU (CA)	54 50	83	H	BYU	51 45									
195	A	Santa Clara	66 78	138	A	Portland	62 58									
204	A	San Francisco	61 58	10	A	Gonzaga	46 57									
197	H	Saint Mary's (CA)	73 59	204	H	San Francisco	54 50									

Non-Div I Games: Biola 81 28

San Diego

■ Loss,
 ■ Non-Conf,
 ■ S Site,
 ■ Home
 ■ Away
 N Neutral

Average RPI Win:	242	WON-LOST	WINNING	LAST 10	STRENGTH OF	OPP. STRENGTH	TEAM	ADJ.	CONF.	ADJ CONF.
Average RPI Loss:	183	RECORD	PCT. RANK	GAMES	SCHEDULE	OF SCHEDULE	RPI	RPI	RPI	RPI
DIV. I ONLY	13- 17	215	6-4	225	246	239	239	17	17	
DIV. I NON-CONF.	4- 7	225	0	238	329	281	281	19	19	
TOTALS	RPI 1-25	RPI 26-50	W-L RECORDS	RPI 51-100	RPI 101-150	RPI 150+				
13- 17	0- 0	0- 0	OVERALL	0- 4	0- 3	13- 10				
8- 8	0- 0	0- 0	HOME	0- 2	0- 2	8- 4				
5- 8	0- 0	0- 0	AWAY	0- 2	0- 1	5- 5				
0- 1	0- 0	0- 0	NEUTRAL	0- 0	0- 0	0- 1				
4- 7	0- 0	0- 0	NON-CONFERENCE	0- 0	0- 2	4- 5				
2- 5	0- 0	0- 0	HOME	0- 0	0- 2	2- 3				
2- 2	0- 0	0- 0	AWAY	0- 0	0- 0	2- 2				
0- 0	0- 0	0- 0	NEUTRAL	0- 0	0- 0	0- 0				
9- 10	0- 0	0- 0	CONFERENCE	0- 4	0- 1	9- 5				
6- 3	0- 0	0- 0	HOME	0- 2	0- 0	6- 1				
3- 6	0- 0	0- 0	AWAY	0- 2	0- 1	3- 3				
0- 1	0- 0	0- 0	NEUTRAL	0- 0	0- 0	0- 1				

RPI 1-25				RPI 26-50				RPI 51-100				RPI 101+ Team's RPI: 239					
RPI	S	Opponent	Score	RPI	S	Opponent	Score	RPI	S	Opponent	Score	RPI	S	Opponent	Score		
								61	A	Fresno St.	54	79	112	H	San Diego	47	70
								61	H	Fresno St.	60	65	131	H	California	48	74
								96	A	Boise St.	72	86	147	A	San Jose St.	67	84
								96	H	Boise St.	67	69	163	A	Wyoming	67	81
													163	H	Wyoming	67	60
													183	H	Towson	80	72
													207	A	Hawaii	58	61
													216	H	Cal St. Fullerton	55	45
													220	A	UNLV	67	72
													220	H	UNLV	48	39
													227	A	New Mexico	67	58
													227	H	New Mexico	75	74
													231	A	Nevada	69	70
													231	H	Nevada	81	68
													242	H	Alabama A&M	53	61
													254	H	Arkansas St.	62	71
													258	A	Incarnate Word	57	48
													264	A	UC Santa Barbara	52	64
													270	H	Air Force	49	51
													278	A	Utah St.	59	51
													278	H	Utah St.	66	62
													278	N	Utah St.	79	81
													283	H	CSUN	69	74
													288	A	Colorado St.	64	61
													288	H	Colorado St.	59	49
													291	A	California Baptist	80	68
LAST 10 Division I																	
								278	N	Utah St.	79	81	227	A	New Mexico	67	58
								231	H	Nevada	81	68	270	H	Air Force	49	51
								288	A	Colorado St.	64	61	278	A	Utah St.	59	51
								220	A	UNLV	67	72	227	H	New Mexico	75	74
								96	H	Boise St.	67	69	220	H	UNLV	48	39

Non-Div I Games: Westcliff 77 56

San Diego St.

San Francisco

Through Games Of March 3, 2020

Average RPI Win:	222	WON-LOST	WINNING	LAST 10	STRENGTH OF	OPP. STRENGTH	TEAM	ADJ.	CONF.	ADJ CONF.
Average RPI Loss:	124	RECORD	PCT. RANK	GAMES	SCHEDULE	OF SCHEDULE	RPI	RPI	RPI	RPI
DIV. I ONLY	12- 18	232	5-5	141	123	204	204	11	11	
DIV. I NON-CONF.	7- 5	131	0	162	197	143	143	11	11	
TOTALS	RPI 1-25	RPI 26-50	W-L RECORDS	RPI 51-100	RPI 101-150	RPI 150+				
12- 18	0- 4	0- 0	OVERALL	1- 1	1- 7	10- 6				
5- 9	0- 2	0- 0	HOME	1- 0	0- 4	4- 3				
4- 8	0- 1	0- 0	AWAY	0- 1	1- 3	3- 3				
3- 1	0- 1	0- 0	NEUTRAL	0- 0	0- 0	3- 0				
7- 5	0- 2	0- 0	NON-CONFERENCE	0- 0	0- 2	7- 1				
3- 2	0- 1	0- 0	HOME	0- 0	0- 1	3- 0				
1- 2	0- 0	0- 0	AWAY	0- 0	0- 1	1- 1				
3- 1	0- 1	0- 0	NEUTRAL	0- 0	0- 0	3- 0				
5- 13	0- 2	0- 0	CONFERENCE	1- 1	1- 5	3- 5				
2- 7	0- 1	0- 0	HOME	1- 0	0- 3	1- 3				
3- 6	0- 1	0- 0	AWAY	0- 1	1- 2	2- 2				
0- 0	0- 0	0- 0	NEUTRAL	0- 0	0- 0	0- 0				

RPI S	Opponent	Score	RPI S	Opponent	Score	RPI S	Opponent	Score	RPI S	Opponent	Score	Team's RPI: 204
8	H Stanford	71 97				83	A BYU	44 57	112	A San Diego	50 54	
10	A Gonzaga	38 56				83	H BYU	60 58	112	H San Diego	58 61	
10	H Gonzaga	46 69							115	H Idaho	60 66	
14	N Mississippi St.	38 73							125	A Washington	54 73	
									135	A Pacific	67 61	
									135	H Pacific	61 84	
									138	A Portland	49 69	
									138	H Portland	66 73	
									165	A UC Davis	67 79	
									194	A Pepperdine	70 82	
									194	H Pepperdine	64 70	
									195	A Santa Clara	72 66	
									195	H Santa Clara	72 80	
									197	A Saint Mary's (CA)	69 55	
									197	H Saint Mary's (CA)	79 86	
									209	N Houston	80 57	
									216	H Cal St. Fullerton	71 63	
									224	A Northern Colo.	90 83	
									256	N Bowling Green	64 56	
									276	N UC Irvine	68 61	
									283	H CSUN	79 61	
									287	A LMU (CA)	69 76	
									287	H LMU (CA)	70 68	
									303	H Sacramento St.	87 82	
LAST 10 Division I												
197	A Saint Mary's (CA)	69 55	10	A Gonzaga	38 56							
135	A Pacific	67 61	287	H LMU (CA)	70 68							
83	H BYU	60 58	194	H Pepperdine	64 70							
112	H San Diego	58 61	195	A Santa Clara	72 66							
138	A Portland	49 69	112	A San Diego	50 54							

Non-Div I Games:

San Francisco

■ Loss,
 ■ Non-Conf,
 ■ S Site,
 ■ Home
 ■ A Away
 N Neutral

Average RPI Win:	233	WON-LOST	WINNING	LAST 10	STRENGTH OF	OPP. STRENGTH	TEAM	ADJ.	CONF.	ADJ CONF.
Average RPI Loss:	159	RECORD	PCT. RANK	GAMES	SCHEDULE	OF SCHEDULE	RPI	RPI	RPI	RPI
DIV. I ONLY	18- 12	116	4-6	217	206	147	147	17	17	
DIV. I NON-CONF.	5- 5	164	0	280	240	223	223	19	19	
TOTALS	RPI 1-25	RPI 26-50	W-L RECORDS	RPI 51-100	RPI 101-150	RPI 150+				
18- 12	0- 0	0- 0	OVERALL	1- 5	2- 0	15- 7				
10- 3	0- 0	0- 0	HOME	1- 1	2- 0	7- 2				
7- 6	0- 0	0- 0	AWAY	0- 2	0- 0	7- 4				
1- 3	0- 0	0- 0	NEUTRAL	0- 2	0- 0	1- 1				
5- 5	0- 0	0- 0	NON-CONFERENCE	0- 1	2- 0	3- 4				
4- 0	0- 0	0- 0	HOME	0- 0	2- 0	2- 0				
1- 3	0- 0	0- 0	AWAY	0- 0	0- 0	1- 3				
0- 2	0- 0	0- 0	NEUTRAL	0- 1	0- 0	0- 1				
13- 7	0- 0	0- 0	CONFERENCE	1- 4	0- 0	12- 3				
6- 3	0- 0	0- 0	HOME	1- 1	0- 0	5- 2				
6- 3	0- 0	0- 0	AWAY	0- 2	0- 0	6- 1				
1- 1	0- 0	0- 0	NEUTRAL	0- 1	0- 0	1- 0				

RPI 1-25			RPI 26-50			RPI 51-100			RPI 101+			Team's RPI: 147
RPI	S	Opponent	Score	RPI	S	Opponent	Score	RPI	S	Opponent	Score	
						61 A Fresno St.	76 78	112 H San Diego			88 82	
						61 H Fresno St.	76 85	129 H Buffalo			95 88	
						61 N Fresno St.	68 94	162 N Northern Ariz.			64 67	
						83 N BYU	56 75	163 A Wyoming			45 80	
						96 A Boise St.	67 85	195 A Santa Clara			81 89	
						96 H Boise St.	74 61	220 A UNLV			76 63	
								220 H UNLV			62 60	
								220 N UNLV			67 48	
								227 A New Mexico			81 80	
								227 H New Mexico			89 85	
								231 A Nevada			72 70	
								231 H Nevada			76 80	
								239 H San Diego St.			84 67	
								251 A CSU Bakersfield			71 75	
								264 A UC Santa Barbara			73 70	
								270 A Air Force			68 60	
								270 H Air Force			66 67	
								276 A UC Irvine			77 79	
								278 A Utah St.			76 61	
								278 H Utah St.			76 38	
								288 A Colorado St.			58 53	
								288 H Colorado St.			69 64	
								303 H Sacramento St.			73 67	
								308 H Eastern Wash.			84 66	
LAST 10 Division I												
						61 N Fresno St.	68 94	96 A Boise St.			67 85	
						220 N UNLV	67 48	270 H Air Force			66 67	
						220 A UNLV	76 63	61 A Fresno St.			76 78	
						278 H Utah St.	76 38	231 H Nevada			76 80	
						288 H Colorado St.	69 64	163 A Wyoming			45 80	

Non-Div I Games: La Verne 128 62

San Jose St.

Santa Clara

Through Games Of March 3, 2020

Average RPI Win:	175	WON-LOST	WINNING	LAST 10	STRENGTH OF	OPP. STRENGTH	TEAM	ADJ.	CONF.	ADJ CONF.
Average RPI Loss:	135	RECORD	PCT. RANK	GAMES	SCHEDULE	OF SCHEDULE	RPI	RPI	RPI	RPI
DIV. I ONLY	10- 18	266	3-7	88	121	195	195	11	11	
DIV. I NON-CONF.	5- 5	164	0	66	163	97	97	11	11	
TOTALS	RPI 1-25	RPI 26-50	W-L RECORDS	RPI 51-100	RPI 101-150	RPI 150+				
10- 18	0- 3	0- 1	OVERALL	1- 2	3- 5	6- 7				
5- 7	0- 1	0- 0	HOME	1- 1	3- 1	1- 4				
4- 10	0- 2	0- 1	AWAY	0- 1	0- 4	4- 2				
1- 1	0- 0	0- 0	NEUTRAL	0- 0	0- 0	1- 1				
5- 5	0- 1	0- 1	NON-CONFERENCE	1- 0	1- 1	3- 2				
2- 1	0- 0	0- 0	HOME	1- 0	1- 0	0- 1				
2- 3	0- 1	0- 1	AWAY	0- 0	0- 1	2- 0				
1- 1	0- 0	0- 0	NEUTRAL	0- 0	0- 0	1- 1				
5- 13	0- 2	0- 0	CONFERENCE	0- 2	2- 4	3- 5				
3- 6	0- 1	0- 0	HOME	0- 1	2- 1	1- 3				
2- 7	0- 1	0- 0	AWAY	0- 1	0- 3	2- 2				
0- 0	0- 0	0- 0	NEUTRAL	0- 0	0- 0	0- 0				

RPI 1-25				RPI 26-50				RPI 51-100				RPI 101+ Team's RPI: 195			
RPI	S	Opponent	Score	RPI	S	Opponent	Score	RPI	S	Opponent	Score	RPI	S	Opponent	Score
9	A	Missouri St.	64 71	27	A	Arizona	52 65	61	H	Fresno St.	90 66	112	A	San Diego	47 50
10	A	Gonzaga	46 53					83	A	BYU	48 71	112	H	San Diego	78 66
10	H	Gonzaga	52 67					83	H	BYU	51 60	131	A	California	65 69
												135	A	Pacific	69 71
												135	H	Pacific	75 65
												138	A	Portland	62 84
												138	H	Portland	77 80
												147	H	San Jose St.	89 81
												159	N	Montana	68 58
												165	A	UC Davis	62 61
												179	N	Delaware	80 81
												194	A	Pepperdine	71 79
												194	H	Pepperdine	61 79
												197	A	Saint Mary's (CA)	94 87
												197	H	Saint Mary's (CA)	87 95
												204	A	San Francisco	80 72
												204	H	San Francisco	66 72
												283	A	CSUN	76 55
												287	A	LMU (CA)	59 75
												287	H	LMU (CA)	76 60
												292	H	Long Beach St.	46 54
LAST 10 Division I															
135	A	Pacific	69 71	138	A	Portland	62 84								
197	A	Saint Mary's (CA)	94 87	194	H	Pepperdine	61 79								
112	H	San Diego	78 66	287	H	LMU (CA)	76 60								
83	H	BYU	51 60	204	H	San Francisco	66 72								
10	A	Gonzaga	46 53	83	A	BYU	48 71								

Non-Div I Games: UC Santa Cruz 109 51

Santa Clara

Loss, Non-Conf, S Site, H Home A Away N Neutral

Average RPI Win:	300	WON-LOST	WINNING	LAST 10	STRENGTH OF	OPP. STRENGTH	TEAM	ADJ.	CONF.	ADJ CONF.
Average RPI Loss:	218	RECORD	PCT. RANK	GAMES	SCHEDULE	OF SCHEDULE	RPI	RPI	RPI	RPI
DIV. I ONLY	9- 15	250	5-5	308	341	309	309	31	31	
DIV. I NON-CONF.	3- 7	252	0	235	307	282	282	32	32	
TOTALS	RPI 1-25	RPI 26-50	W-L RECORDS	RPI 51-100	RPI 101-150	RPI 150+				
9- 15	0- 0	0- 0	OVERALL	0- 1	0- 2	9- 12				
7- 5	0- 0	0- 0	HOME	0- 1	0- 1	7- 3				
2- 10	0- 0	0- 0	AWAY	0- 0	0- 1	2- 9				
0- 0	0- 0	0- 0	NEUTRAL	0- 0	0- 0	0- 0				
3- 7	0- 0	0- 0	NON-CONFERENCE	0- 1	0- 2	3- 4				
2- 2	0- 0	0- 0	HOME	0- 1	0- 1	2- 0				
1- 5	0- 0	0- 0	AWAY	0- 0	0- 1	1- 4				
0- 0	0- 0	0- 0	NEUTRAL	0- 0	0- 0	0- 0				
6- 8	0- 0	0- 0	CONFERENCE	0- 0	0- 0	6- 8				
5- 3	0- 0	0- 0	HOME	0- 0	0- 0	5- 3				
1- 5	0- 0	0- 0	AWAY	0- 0	0- 0	1- 5				
0- 0	0- 0	0- 0	NEUTRAL	0- 0	0- 0	0- 0				

RPI 1-25				RPI 26-50				RPI 51-100				RPI 101+				Team's RPI: 309	
RPI	S	Opponent	Score	RPI	S	Opponent	Score	RPI	S	Opponent	Score	RPI	S	Opponent	Score		
								79	H	Montana St.	65	73	115	H	Idaho	84	90
												125	A	Washington	46	78	
												160	A	Idaho St.	48	73	
												162	A	Northern Ariz.	80	88	
												211	H	UMKC	65	76	
												216	A	Cal St. Fullerton	63	81	
												240	A	Grand Canyon	60	63	
												240	H	Grand Canyon	48	56	
												251	A	CSU Bakersfield	43	55	
												251	H	CSU Bakersfield	63	57	
												278	A	Utah St.	63	70	
												291	A	California Baptist	83	49	
												291	H	California Baptist	79	90	
												292	H	Long Beach St.	66	54	
												295	A	Utah Valley	58	70	
												295	H	Utah Valley	82	80	
												298	A	UTRGV	81	85	
												298	H	UTRGV	78	70	
												303	H	Sacramento St.	88	84	
												310	A	Cal Poly	72	49	
												312	A	New Mexico St.	65	83	
												312	H	New Mexico St.	67	57	
												349	H	Chicago St.	80	51	
LAST 10 Division I																	
291	H	California Baptist	79	90	295	H	Utah Valley	82	80								
251	A	CSU Bakersfield	43	55	291	A	California Baptist	83	49								
240	A	Grand Canyon	60	63	251	H	CSU Bakersfield	63	57								
298	H	UTRGV	78	70	240	H	Grand Canyon	48	56								
312	H	New Mexico St.	67	57	312	A	New Mexico St.	65	83								

Non-Div I Games: Warner Pacific 89 47 Saint Martin's 91 81 Central Wash. 75 65

Seattle U

Loss, Non-Conf, S Site, H Home A Away N Neutral

Seton Hall

Through Games Of March 3, 2020

Average RPI Win:	171	WON-LOST	WINNING	LAST 10	STRENGTH OF	OPP. STRENGTH	TEAM	ADJ.	CONF.	ADJ CONF.
Average RPI Loss:	49	RECORD	PCT. RANK	GAMES	SCHEDULE	OF SCHEDULE	RPI	RPI	RPI	RPI
DIV. I ONLY	18- 11	99	6-4	62	73	73	73	6	6	
DIV. I NON-CONF.	7- 4	100	0	57	108	85	85	6	6	
TOTALS	RPI 1-25	RPI 26-50	W-L RECORDS	RPI 51-100	RPI 101-150	RPI 150+				
18- 11	0- 4	2- 2	OVERALL	4- 4	1- 1	11- 0				
10- 5	0- 3	2- 0	HOME	2- 2	0- 0	6- 0				
6- 5	0- 1	0- 2	AWAY	2- 1	0- 1	4- 0				
2- 1	0- 0	0- 0	NEUTRAL	0- 1	1- 0	1- 0				
7- 4	0- 2	0- 0	NON-CONFERENCE	1- 1	1- 1	5- 0				
4- 2	0- 2	0- 0	HOME	1- 0	0- 0	3- 0				
1- 1	0- 0	0- 0	AWAY	0- 0	0- 1	1- 0				
2- 1	0- 0	0- 0	NEUTRAL	0- 1	1- 0	1- 0				
11- 7	0- 2	2- 2	CONFERENCE	3- 3	0- 0	6- 0				
6- 3	0- 1	2- 0	HOME	1- 2	0- 0	3- 0				
5- 4	0- 1	0- 2	AWAY	2- 1	0- 0	3- 0				
0- 0	0- 0	0- 0	NEUTRAL	0- 0	0- 0	0- 0				

RPI 1-25				RPI 26-50				RPI 51-100 Team's RPI: 73				RPI 101+			
RPI	S	Opponent	Score	RPI	S	Opponent	Score	RPI	S	Opponent	Score	RPI	S	Opponent	Score
6	H	UConn	78 92	28	A	Marquette	60 81	64	A	St. John's (NY)	76 77	110	N	Vanderbilt	69 65
11	H	Princeton	76 78	28	H	Marquette	72 60	64	H	St. John's (NY)	66 82	137	A	Lehigh	68 75
19	A	DePaul	68 85	45	A	Creighton	66 78	72	N	Georgia Tech	54 79	158	H	Lafayette	74 50
19	H	DePaul	76 86	45	H	Creighton	82 70	75	A	Villanova	65 63	184	A	Providence	71 45
								75	H	Villanova	55 61	184	H	Providence	97 55
								93	A	Butler	67 62	230	N	Saint Joseph's	55 39
								93	H	Butler	66 53	232	H	Fairfield	74 44
								97	H	VCU	53 33	241	A	Georgetown	61 47
												241	H	Georgetown	79 60
												249	A	Iona	89 37
												262	A	Xavier	83 61
												262	H	Xavier	69 59
												302	H	Sacred Heart	95 69
LAST 10 Division I															
93	H	Butler	66 53	19	H	DePaul	76 86								
262	H	Xavier	69 59	28	H	Marquette	72 60								
64	A	St. John's (NY)	76 77	75	A	Villanova	65 63								
45	A	Creighton	66 78	241	A	Georgetown	61 47								
184	A	Providence	71 45	64	H	St. John's (NY)	66 82								

Non-Div I Games:

Seton Hall

■ Loss,
■ Non-Conf,
■ S Site,
■ H Home
■ A Away
N Neutral

South Alabama

Through Games Of March 3, 2020

Average RPI Win:	257	WON-LOST	WINNING	LAST 10	STRENGTH OF	OPP. STRENGTH	TEAM	ADJ.	CONF.	ADJ CONF.
Average RPI Loss:	135	RECORD	PCT. RANK	GAMES	SCHEDULE	OF SCHEDULE	RPI	RPI	RPI	RPI
DIV. I ONLY	11- 15	221	4-6	207	204	238	238	21	21	
DIV. I NON-CONF.	3- 7	252	0	237	75	284	284	20	20	
TOTALS	RPI 1-25	RPI 26-50	W-L RECORDS	RPI 51-100	RPI 101-150	RPI 150+				
11- 15	0- 0	0- 3	OVERALL	1- 3	0- 3	10- 6				
7- 8	0- 0	0- 2	HOME	1- 2	0- 2	6- 2				
4- 7	0- 0	0- 1	AWAY	0- 1	0- 1	4- 4				
0- 0	0- 0	0- 0	NEUTRAL	0- 0	0- 0	0- 0				
3- 7	0- 0	0- 1	NON-CONFERENCE	1- 1	0- 2	2- 3				
2- 4	0- 0	0- 1	HOME	1- 1	0- 1	1- 1				
1- 3	0- 0	0- 0	AWAY	0- 0	0- 1	1- 2				
0- 0	0- 0	0- 0	NEUTRAL	0- 0	0- 0	0- 0				
8- 8	0- 0	0- 2	CONFERENCE	0- 2	0- 1	8- 3				
5- 4	0- 0	0- 1	HOME	0- 1	0- 1	5- 1				
3- 4	0- 0	0- 1	AWAY	0- 1	0- 0	3- 2				
0- 0	0- 0	0- 0	NEUTRAL	0- 0	0- 0	0- 0				

RPI S	Opponent	Score	RPI S	Opponent	Score	RPI S	Opponent	Score	RPI S	Opponent	Score	Team's RPI: 238
42	H Rutgers	56 77	57	H Alabama	62 74	105	H UT Arlington	45 68				
43	A Troy	68 85	80	H A&M-Corpus Christi	83 82	113	H Auburn	62 82				
43	H Troy	73 77	82	A Coastal Caro.	73 76	124	A UAB	61 77				
			82	H Coastal Caro.	62 71	166	A Tulane	62 53				
						186	A Louisiana	68 73				
						186	H Louisiana	78 63				
						202	H Little Rock	58 69				
						203	A Southern Miss.	55 62				
						212	H Miami (OH)	73 76				
						246	A Appalachian St.	59 71				
						246	H Appalachian St.	81 66				
						252	H Texas St.	78 76				
						254	H Arkansas St.	87 71				
						289	A ETSU	60 65				
						300	A Ga. Southern	71 65				
						313	A Georgia St.	81 64				
						333	H Tennessee St.	70 48				
						348	A La.-Monroe	73 39				
						348	H La.-Monroe	72 63				
LAST 10 Division I												
43	H Troy	73 77	348	A La.-Monroe	73 39							
202	H Little Rock	58 69	186	H Louisiana	78 63							
254	H Arkansas St.	87 71	43	A Troy	68 85							
82	A Coastal Caro.	73 76	252	H Texas St.	78 76							
246	A Appalachian St.	59 71	105	H UT Arlington	45 68							

Non-Div I Games: William Carey 68 52 Mobile 103 59

South Alabama

Loss, Non-Conf, S Site, H Home A Away N Neutral

South Carolina

Through Games Of March 3, 2020

Average RPI Win:	96	WON-LOST	WINNING	LAST 10	STRENGTH OF	OPP. STRENGTH	TEAM	ADJ.	CONF.	ADJ CONF.
Average RPI Loss:	15	RECORD	PCT. RANK	GAMES	SCHEDULE	OF SCHEDULE	RPI	RPI	RPI	RPI
DIV. I ONLY	29- 1	1	10-0	10	6	1	1	4	4	
DIV. I NON-CONF.	13- 1	9	1-0	29	4	3	3	5	5	
TOTALS	RPI 1-25	RPI 26-50	W-L RECORDS	RPI 51-100	RPI 101-150	RPI 150+				
29- 1	8- 1	6- 0	OVERALL	3- 0	6- 0	6- 0				
15- 0	5- 0	4- 0	HOME	1- 0	2- 0	3- 0				
12- 0	2- 0	2- 0	AWAY	2- 0	3- 0	3- 0				
2- 1	1- 1	0- 0	NEUTRAL	0- 0	1- 0	0- 0				
13- 1	4- 1	3- 0	NON-CONFERENCE	0- 0	2- 0	4- 0				
7- 0	2- 0	2- 0	HOME	0- 0	0- 0	3- 0				
4- 0	1- 0	1- 0	AWAY	0- 0	1- 0	1- 0				
2- 1	1- 1	0- 0	NEUTRAL	0- 0	1- 0	0- 0				
16- 0	4- 0	3- 0	CONFERENCE	3- 0	4- 0	2- 0				
8- 0	3- 0	2- 0	HOME	1- 0	2- 0	0- 0				
8- 0	1- 0	1- 0	AWAY	2- 0	2- 0	2- 0				
0- 0	0- 0	0- 0	NEUTRAL	0- 0	0- 0	0- 0				

RPI	S	Opponent	Score	RPI	S	Opponent	Score	RPI	S	Opponent	Score	RPI	S	Opponent	Score
3	A	Maryland	63 54	29	H	South Dakota	73 60	57	A	Alabama	93 78	107	N	Washington St.	68 53
4	N	Baylor	74 59	33	A	Arkansas	86 65	58	H	Tennessee	69 48	110	A	Vanderbilt	93 57
6	H	UConn	70 52	33	H	Arkansas	91 82	70	A	Georgia	88 53	110	H	Vanderbilt	95 44
14	H	Mississippi St.	81 79	34	H	LSU	63 48					113	H	Auburn	79 53
15	N	Indiana	57 71	46	H	Purdue	85 49					116	A	Temple	78 71
17	H	Texas A&M	60 52	49	A	Dayton	75 49					134	A	Florida	100 67
24	H	Duke	89 46									167	A	Missouri	78 45
25	A	Kentucky	67 58									228	A	Clemson	84 48
25	H	Kentucky	99 72									246	H	Appalachian St.	92 50
												285	A	Ole Miss	87 32
												320	H	Alabama St.	103 43
												328	H	USC Upstate	112 32
LAST 10 Division I															
17	H	Texas A&M	60 52	113	H	Auburn	79 53								
134	A	Florida	100 67	6	H	UConn	70 52								
25	A	Kentucky	67 58	33	A	Arkansas	86 65								
34	H	LSU	63 48	58	H	Tennessee	69 48								
110	H	Vanderbilt	95 44	285	A	Ole Miss	87 32								

Non-Div I Games:

South Carolina

Loss, Non-Conf, S Site, H Home A Away N Neutral

Average RPI Win:	330	WON-LOST	WINNING	LAST 10	STRENGTH OF	OPP. STRENGTH	TEAM	ADJ.	CONF.	ADJ CONF.
Average RPI Loss:	240	RECORD	PCT. RANK	GAMES	SCHEDULE	OF SCHEDULE	RPI	RPI	RPI	RPI
DIV. I ONLY	3- 26	342	0-10	343	349	350	350	29	29	
DIV. I NON-CONF.	1- 12	335	0	316	347	344	344	29	29	
TOTALS	RPI 1-25	RPI 26-50	W-L RECORDS	RPI 51-100	RPI 101-150	RPI 150+				
3- 26	0- 0	0- 0	OVERALL	0- 1	0- 3	3- 22				
1- 12	0- 0	0- 0	HOME	0- 0	0- 1	1- 11				
2- 13	0- 0	0- 0	AWAY	0- 1	0- 1	2- 11				
0- 1	0- 0	0- 0	NEUTRAL	0- 0	0- 1	0- 0				
1- 12	0- 0	0- 0	NON-CONFERENCE	0- 1	0- 1	1- 10				
0- 5	0- 0	0- 0	HOME	0- 0	0- 0	0- 5				
1- 6	0- 0	0- 0	AWAY	0- 1	0- 0	1- 5				
0- 1	0- 0	0- 0	NEUTRAL	0- 0	0- 1	0- 0				
2- 14	0- 0	0- 0	CONFERENCE	0- 0	0- 2	2- 12				
1- 7	0- 0	0- 0	HOME	0- 0	0- 1	1- 6				
1- 7	0- 0	0- 0	AWAY	0- 0	0- 1	1- 6				
0- 0	0- 0	0- 0	NEUTRAL	0- 0	0- 0	0- 0				

RPI S	Opponent	Score	RPI S	Opponent	Score	RPI S	Opponent	Score	RPI S	Opponent	Score	Team's RPI: 350
						82 A	Coastal Caro.	44 85	106 A	Bethune-Cookman	70 86	
									106 H	Bethune-Cookman	55 66	
									142 N	North Ala.	46 99	
									154 A	N.C. A&T	55 66	
									154 H	N.C. A&T	47 63	
									156 A	Norfolk St.	42 76	
									190 H	Radford	45 60	
									220 A	UNLV	57 66	
									221 H	North Dakota	53 95	
									243 A	Morgan St.	47 77	
									243 H	Morgan St.	47 60	
									250 A	UNC Asheville	51 82	
									261 H	Col. of Charleston	55 76	
									265 A	Howard	47 78	
									271 A	UNCW	46 84	
									277 H	Delaware St.	64 76	
									305 A	N.C. Central	49 90	
									305 H	N.C. Central	49 55	
									307 H	Presbyterian	49 70	
									313 A	Georgia St.	52 77	
									314 H	UMES	60 55	
									328 A	USC Upstate	47 58	
									329 H	Mercer	55 66	
									334 A	Coppin St.	71 60	
									334 H	Coppin St.	42 61	
									341 A	Florida A&M	45 57	
LAST 10 Division I												
			154 H	N.C. A&T	47 63		334 H	Coppin St.	42 61			
			305 H	N.C. Central	49 55		277 H	Delaware St.	64 76			
			341 A	Florida A&M	45 57		154 A	N.C. A&T	55 66			
			106 A	Bethune-Cookman	70 86		305 A	N.C. Central	49 90			
			243 H	Morgan St.	47 60		106 H	Bethune-Cookman	55 66			

Non-Div I Games:

RPI	S	Opponent	Score
341	H	Florida A&M	39 44
343	A	Charleston So.	81 75

South Carolina st.
S
t
.

South Dakota

Through Games Of March 3, 2020

Average RPI Win:	194	WON-LOST	WINNING	LAST 10	STRENGTH OF	OPP. STRENGTH	TEAM	ADJ.	CONF.	ADJ CONF.
Average RPI Loss:	5	RECORD	PCT. RANK	GAMES	SCHEDULE	OF SCHEDULE	RPI	RPI	RPI	RPI
DIV. I ONLY	26- 2	6	10-0	190	114	29	29	19	19	
DIV. I NON-CONF.	10- 2	29	0	73	3	18	18	18	18	
TOTALS	RPI 1-25	RPI 26-50	W-L RECORDS	RPI 51-100	RPI 101-150	RPI 150+				
26- 2	1- 2	2- 0	OVERALL	2- 0	2- 0	19- 0				
13- 1	0- 1	2- 0	HOME	1- 0	0- 0	10- 0				
11- 1	0- 1	0- 0	AWAY	1- 0	2- 0	8- 0				
2- 0	1- 0	0- 0	NEUTRAL	0- 0	0- 0	1- 0				
10- 2	1- 2	2- 0	NON-CONFERENCE	0- 0	2- 0	5- 0				
5- 1	0- 1	2- 0	HOME	0- 0	0- 0	3- 0				
3- 1	0- 1	0- 0	AWAY	0- 0	2- 0	1- 0				
2- 0	1- 0	0- 0	NEUTRAL	0- 0	0- 0	1- 0				
16- 0	0- 0	0- 0	CONFERENCE	2- 0	0- 0	14- 0				
8- 0	0- 0	0- 0	HOME	1- 0	0- 0	7- 0				
8- 0	0- 0	0- 0	AWAY	1- 0	0- 0	7- 0				
0- 0	0- 0	0- 0	NEUTRAL	0- 0	0- 0	0- 0				

RPI 1-25				RPI 26-50				Team's RPI: 29				RPI 51-100				RPI 101+			
RPI	S	Opponent	Score	RPI	S	Opponent	Score	RPI	S	Opponent	Score	RPI	S	Opponent	Score	RPI	S	Opponent	Score
1	A	South Carolina	60 73	26	H	Drake	102 94	69	A	South Dakota St.	77 67	114	A	Utah	84 81				
9	H	Missouri St.	66 74	45	H	Creighton	72 65	69	H	South Dakota St.	83 48	120	A	Green Bay	66 60				
22	N	Ohio St.	68 53									151	A	Northeastern	80 76				
												159	H	Montana	96 64				
												167	H	Missouri	72 56				
												188	N	Northern Ill.	91 48				
												206	A	Western Ill.	96 65				
												206	H	Western Ill.	88 51				
												217	A	Oral Roberts	77 73				
												217	H	Oral Roberts	79 56				
												221	A	North Dakota	93 46				
												221	H	North Dakota	76 47				
												229	A	Denver	92 60				
												229	H	Denver	104 61				
												268	A	North Dakota St.	80 36				
												268	H	North Dakota St.	96 57				
												316	A	Omaha	71 39				
												316	H	Omaha	77 44				
												334	H	Coppin St.	82 44				
												339	A	Purdue Fort Wayne	62 41				
												339	H	Purdue Fort Wayne	79 25				
LAST 10 Division I																			
221	H	North Dakota	76 47	221	A	North Dakota	93 46												
69	A	South Dakota St.	77 67	229	A	Denver	92 60												
268	H	North Dakota St.	96 57	316	A	Omaha	71 39												
217	A	Oral Roberts	77 73	217	H	Oral Roberts	79 56												
206	H	Western Ill.	88 51	339	H	Purdue Fort Wayne	79 25												

Non-Div I Games: Mt. Marty 110 39

South Dakota

Loss, Non-Conf, S Site, H Home A Away N Neutral

Average RPI Win:	221	WON-LOST	WINNING	LAST 10	STRENGTH OF	OPP. STRENGTH	TEAM	ADJ.	CONF.	ADJ CONF.
Average RPI Loss:	49	RECORD	PCT. RANK	GAMES	SCHEDULE	OF SCHEDULE	RPI	RPI	RPI	RPI
DIV. I ONLY	20- 9	64	7-3	90	144	69	69	19	19	
DIV. I NON-CONF.	7- 6	161	0	10	14	56	56	18	18	
TOTALS	RPI 1-25	RPI 26-50	W-L RECORDS	RPI 51-100	RPI 101-150	RPI 150+				
20- 9	0- 2	0- 6	OVERALL	3- 0	1- 0	16- 1				
10- 4	0- 1	0- 2	HOME	1- 0	0- 0	9- 1				
8- 4	0- 1	0- 3	AWAY	0- 0	1- 0	7- 0				
2- 1	0- 0	0- 1	NEUTRAL	2- 0	0- 0	0- 0				
7- 6	0- 2	0- 4	NON-CONFERENCE	3- 0	1- 0	3- 0				
4- 2	0- 1	0- 1	HOME	1- 0	0- 0	3- 0				
1- 3	0- 1	0- 2	AWAY	0- 0	1- 0	0- 0				
2- 1	0- 0	0- 1	NEUTRAL	2- 0	0- 0	0- 0				
13- 3	0- 0	0- 2	CONFERENCE	0- 0	0- 0	13- 1				
6- 2	0- 0	0- 1	HOME	0- 0	0- 0	6- 1				
7- 1	0- 0	0- 1	AWAY	0- 0	0- 0	7- 0				
0- 0	0- 0	0- 0	NEUTRAL	0- 0	0- 0	0- 0				

RPI 1-25				RPI 26-50				RPI 51-100				RPI 101-150				RPI 150+			
RPI	S	Opponent	Score	RPI	S	Opponent	Score	RPI	S	Opponent	Score	RPI	S	Opponent	Score	RPI	S	Opponent	Score
2	A	Oregon	56 95	26	A	Drake	67 74	68	N	South Fla.	61 50	120	A	Green Bay	60 55				
16	H	Central Mich.	74 79	28	H	Marquette	58 65	79	H	Montana St.	60 50	163	H	Wyoming	67 40				
				29	A	South Dakota	48 83	100	N	Notre Dame	65 59	191	H	Chattanooga	71 56				
				29	H	South Dakota	67 77					206	A	Western Ill.	89 48				
				35	N	FGCU	70 71					206	H	Western Ill.	75 45				
				45	A	Creighton	48 61					217	A	Oral Roberts	76 61				
												217	H	Oral Roberts	58 44				
												221	A	North Dakota	74 61				
												221	H	North Dakota	99 64				
												229	A	Denver	86 79				
												229	H	Denver	62 72				
												268	A	North Dakota St.	85 58				
												268	H	North Dakota St.	60 52				
												316	A	Omaha	68 51				
												316	H	Omaha	69 59				
												334	H	Coppin St.	94 41				
												339	A	Purdue Fort Wayne	100 69				
												339	H	Purdue Fort Wayne	89 43				
LAST 10 Division I																			
268	A	North Dakota St.	85 58	316	H	Omaha	69 59												
29	H	South Dakota	67 77	217	A	Oral Roberts	76 61												
221	A	North Dakota	74 61	206	A	Western Ill.	89 48												
339	H	Purdue Fort Wayne	89 43	268	H	North Dakota St.	60 52												
229	H	Denver	62 72	29	A	South Dakota	48 83												

Non-Div I Games: Dakota Wesleyan 77 46

South Dakota St.

Average RPI Win:	182	WON-LOST	WINNING	LAST 10	STRENGTH OF	OPP. STRENGTH	TEAM	ADJ.	CONF.	ADJ CONF.
Average RPI Loss:	60	RECORD	PCT. RANK	GAMES	SCHEDULE	OF SCHEDULE	RPI	RPI	RPI	RPI
DIV. I ONLY	18- 12	116	6-4	39	84	68	68	9	9	
DIV. I NON-CONF.	8- 6	138	0	36	129	99	99	9	9	
TOTALS	RPI 1-25	RPI 26-50	W-L RECORDS	RPI 51-100	RPI 101-150	RPI 150+				
18- 12	0- 4	1- 3	OVERALL	2- 3	2- 1	13- 1				
14- 2	0- 1	1- 1	HOME	2- 0	2- 0	9- 0				
4- 6	0- 2	0- 1	AWAY	0- 1	0- 1	4- 1				
0- 4	0- 1	0- 1	NEUTRAL	0- 2	0- 0	0- 0				
8- 6	0- 2	1- 1	NON-CONFERENCE	1- 2	1- 0	5- 1				
8- 0	0- 0	1- 0	HOME	1- 0	1- 0	5- 0				
0- 2	0- 1	0- 0	AWAY	0- 0	0- 0	0- 1				
0- 4	0- 1	0- 1	NEUTRAL	0- 2	0- 0	0- 0				
10- 6	0- 2	0- 2	CONFERENCE	1- 1	1- 1	8- 0				
6- 2	0- 1	0- 1	HOME	1- 0	1- 0	4- 0				
4- 4	0- 1	0- 1	AWAY	0- 1	0- 1	4- 0				
0- 0	0- 0	0- 0	NEUTRAL	0- 0	0- 0	0- 0				

RPI 1-25				RPI 26-50				RPI 51-100 Team's RPI: 68				RPI 101+			
RPI	S	Opponent	Score	RPI	S	Opponent	Score	RPI	S	Opponent	Score	RPI	S	Opponent	Score
4	A	Baylor	46 58	35	N	FGCU	77 81	69	N	South Dakota St.	50 61	115	H	Idaho	67 64
6	A	UConn	39 80	37	A	UCF	48 56	77	A	Cincinnati	55 60	116	A	Temple	66 69
6	H	UConn	47 67	37	H	UCF	57 64	77	H	Cincinnati	76 68	116	H	Temple	99 51
14	N	Mississippi St.	61 86	44	H	Texas	64 57	97	H	VCU	77 55	152	H	Jacksonville	70 39
								100	N	Notre Dame	51 67	166	A	Tulane	53 43
												166	H	Tulane	63 56
												170	A	Wichita St.	56 50
												201	A	Memphis	68 47
												205	H	Brown	70 60
												209	H	Houston	74 45
												220	A	UNLV	51 61
												222	H	SMU	85 62
												234	H	East Carolina	81 52
												245	A	Tulsa	68 52
												265	H	Howard	82 53
												275	H	Saint Francis (PA)	62 23
												320	H	Alabama St.	80 29
LAST 10 Division I															
6	A	UConn	39 80	6	H	UConn	47 67	166	A	Tulane	53 43	116	H	Temple	99 51
222	H	SMU	85 62	209	H	Houston	74 45	77	A	Cincinnati	55 60				
234	H	East Carolina	81 52												
201	A	Memphis	68 47												
37	A	UCF	48 56												

Non-Div I Games:

South Fla.

■ Loss,
 ■ Non-Conf,
 ■ S Site,
 ■ Home
 ■ A Away
 N Neutral

Average RPI Win:	242	WON-LOST	WINNING	LAST 10	STRENGTH OF	OPP. STRENGTH	TEAM	ADJ.	CONF.	ADJ CONF.
Average RPI Loss:	149	RECORD	PCT. RANK	GAMES	SCHEDULE	OF SCHEDULE	RPI	RPI	RPI	RPI
DIV. I ONLY	20- 7	43	8-2	298	249	111	111	20	20	
DIV. I NON-CONF.	6- 3	90	0	344	188	179	179	23	23	
TOTALS	RPI 1-25	RPI 26-50	W-L RECORDS	RPI 51-100	RPI 101-150	RPI 150+				
20- 7	0- 0	1- 1	OVERALL	0- 2	1- 0	18- 4				
10- 1	0- 0	1- 0	HOME	0- 1	1- 0	8- 0				
10- 6	0- 0	0- 1	AWAY	0- 1	0- 0	10- 4				
0- 0	0- 0	0- 0	NEUTRAL	0- 0	0- 0	0- 0				
6- 3	0- 0	0- 0	NON-CONFERENCE	0- 1	1- 0	5- 2				
2- 0	0- 0	0- 0	HOME	0- 0	1- 0	1- 0				
4- 3	0- 0	0- 0	AWAY	0- 1	0- 0	4- 2				
0- 0	0- 0	0- 0	NEUTRAL	0- 0	0- 0	0- 0				
14- 4	0- 0	1- 1	CONFERENCE	0- 1	0- 0	13- 2				
8- 1	0- 0	1- 0	HOME	0- 1	0- 0	7- 0				
6- 3	0- 0	0- 1	AWAY	0- 0	0- 0	6- 2				
0- 0	0- 0	0- 0	NEUTRAL	0- 0	0- 0	0- 0				

RPI S	Opponent	Score	RPI S	Opponent	Score	RPI S	Opponent	Score	RPI S	Opponent	Score	Team's RPI: 111
48	A UT Martin	72 78	48	H UT Martin	71 69	55	H Belmont	45 57	103	H Southern Ill.	79 65	
48	H UT Martin	71 69	94	A Saint Louis	61 76	168	A Austin Peay	79 66	168	H Austin Peay	81 43	
						175	A Eastern Mich.	64 69	206	A Western Ill.	91 97	
						208	A Eastern Ill.	77 65	208	H Eastern Ill.	72 56	
						210	A Tennessee Tech	72 59	210	H Tennessee Tech	87 72	
						233	A Murray St.	62 70	233	H Murray St.	88 73	
						235	A Jacksonville St.	51 72	235	H Jacksonville St.	79 52	
						254	A Arkansas St.	79 67	274	A Indiana St.	68 58	
						281	A Morehead St.	67 61	285	A Ole Miss	70 53	
						286	A Eastern Ky.	60 44	331	H Evansville	83 60	
						333	H Tennessee St.	83 54	337	A SIUE	66 56	
						337	H SIUE	80 57	339	A Purdue Fort Wayne	58 48	
LAST 10 Division I												
48	A UT Martin	72 78	48	H UT Martin	71 69	210	H Tennessee Tech	87 72				
208	H Eastern Ill.	72 56	235	H Jacksonville St.	79 52	286	A Eastern Ky.	60 44				
210	A Tennessee Tech	72 59	281	A Morehead St.	67 61							
235	A Jacksonville St.	51 72										
337	H SIUE	80 57										

Non-Div I Games: Harris-Stowe 106 64 Mo.-St. Louis 70 56

Southeast Mo. St.

■ Loss,
 ■ Non-Conf, S Site,
 ■ Home
 ■ Away
 N Neutral

Average RPI Win:	267	WON-LOST	WINNING	LAST 10	STRENGTH OF	OPP. STRENGTH	TEAM	ADJ.	CONF.	ADJ CONF.
Average RPI Loss:	160	RECORD	PCT. RANK	GAMES	SCHEDULE	OF SCHEDULE	RPI	RPI	RPI	RPI
DIV. I ONLY	11- 15	221	6-4	239	290	237	237	23	23	
DIV. I NON-CONF.	2- 6	279	0	211	275	252	252	24	24	
TOTALS	RPI 1-25	RPI 26-50	W-L RECORDS	RPI 51-100	RPI 101-150	RPI 150+				
11- 15	0- 0	0- 1	OVERALL	1- 5	0- 2	10- 7				
7- 4	0- 0	0- 0	HOME	1- 1	0- 1	6- 2				
4- 11	0- 0	0- 1	AWAY	0- 4	0- 1	4- 5				
0- 0	0- 0	0- 0	NEUTRAL	0- 0	0- 0	0- 0				
2- 6	0- 0	0- 1	NON-CONFERENCE	0- 1	0- 0	2- 4				
1- 0	0- 0	0- 0	HOME	0- 0	0- 0	1- 0				
1- 6	0- 0	0- 1	AWAY	0- 1	0- 0	1- 4				
0- 0	0- 0	0- 0	NEUTRAL	0- 0	0- 0	0- 0				
9- 9	0- 0	0- 0	CONFERENCE	1- 4	0- 2	8- 3				
6- 4	0- 0	0- 0	HOME	1- 1	0- 1	5- 2				
3- 5	0- 0	0- 0	AWAY	0- 3	0- 1	3- 1				
0- 0	0- 0	0- 0	NEUTRAL	0- 0	0- 0	0- 0				

RPI S	Opponent	Score	RPI S	Opponent	Score	RPI S	Opponent	Score	RPI S	Opponent	Score	Team's RPI: 237
34	A LSU	52 62	57	A Alabama	50 87	150	A Sam Houston St.	75 81	150	H Sam Houston St.	69 84	
			80	A A&M-Corpus Christi	48 49	157	H Jackson St.	63 59	172	H New Orleans	73 57	
			80	H A&M-Corpus Christi	48 44	186	A Louisiana	50 60	203	A Southern Miss.	54 62	
			90	A Abilene Christian	53 61	209	A Houston	65 78	236	H Central Ark.	63 42	
			90	H Abilene Christian	62 68	258	H Incarnate Word	58 44	260	A Nicholls St.	49 54	
			95	A SFA	51 77	260	H Nicholls St.	65 67	263	H Lamar University	57 65	
						272	A Louisiana Tech	78 92	321	A Houston Baptist	69 59	
						336	A Northwestern St.	72 56	336	H Northwestern St.	66 41	
						345	A McNeese	74 67	345	H McNeese	87 48	
						348	A La.-Monroe	65 52				
LAST 10 Division I												
336	H Northwestern St.	66 41	150	A Sam Houston St.	75 81							
345	H McNeese	87 48	258	H Incarnate Word	58 44							
90	H Abilene Christian	62 68	172	H New Orleans	73 57							
80	A A&M-Corpus Christi	48 49	236	H Central Ark.	63 42							
260	A Nicholls St.	49 54	336	A Northwestern St.	72 56							

Non-Div I Games: LSU-Alexandria 89 67

Southeastern La.

Southern California

Through Games Of March 3, 2020

Average RPI Win:	153	WON-LOST	WINNING	LAST 10	STRENGTH OF	OPP. STRENGTH	TEAM	ADJ.	CONF.	ADJ CONF.
Average RPI Loss:	64	RECORD	PCT. RANK	GAMES	SCHEDULE	OF SCHEDULE	RPI	RPI	RPI	RPI
DIV. I ONLY	16- 13	148	5-5	49	24	85	85	1	1	
DIV. I NON-CONF.	8- 3	68	0	215	155	110	110	1	1	
TOTALS	RPI 1-25	RPI 26-50	W-L RECORDS	RPI 51-100	RPI 101-150	RPI 150+				
16- 13	2- 4	0- 4	OVERALL	3- 2	5- 2	6- 1				
11- 4	2- 2	0- 2	HOME	2- 0	3- 0	4- 0				
4- 8	0- 2	0- 2	AWAY	0- 1	2- 2	2- 1				
1- 1	0- 0	0- 0	NEUTRAL	1- 1	0- 0	0- 0				
8- 3	0- 1	0- 0	NON-CONFERENCE	2- 1	0- 0	6- 1				
5- 1	0- 1	0- 0	HOME	1- 0	0- 0	4- 0				
2- 1	0- 0	0- 0	AWAY	0- 0	0- 0	2- 1				
1- 1	0- 0	0- 0	NEUTRAL	1- 1	0- 0	0- 0				
8- 10	2- 3	0- 4	CONFERENCE	1- 1	5- 2	0- 0				
6- 3	2- 1	0- 2	HOME	1- 0	3- 0	0- 0				
2- 7	0- 2	0- 2	AWAY	0- 1	2- 2	0- 0				
0- 0	0- 0	0- 0	NEUTRAL	0- 0	0- 0	0- 0				

RPI 1-25				RPI 26-50				RPI 51-100				Team's RPI: 85				RPI 101+			
RPI	S	Opponent	Score	RPI	S	Opponent	Score	RPI	S	Opponent	Score	RPI	S	Opponent	Score	RPI	S	Opponent	Score
2	H	Oregon	67 93	27	A	Arizona	57 73	56	H	Virginia	59 49	107	A	Washington St.	66 60				
8	A	Stanford	59 79	27	H	Arizona	57 65	57	N	Alabama	60 57	107	H	Washington St.	74 63				
13	A	UCLA	59 83	30	A	Arizona St.	75 76	84	A	Colorado	53 66	114	A	Utah	65 67				
13	H	UCLA	70 68	30	H	Arizona St.	54 63	84	H	Colorado	66 55	114	H	Utah	69 66				
17	H	Texas A&M	64 74					88	N	Nebraska	54 67	125	A	Washington	66 75				
18	H	Oregon St.	72 66									125	H	Washington	81 78				
												131	A	California	75 67				
												220	H	UNLV	75 54				
												231	H	Nevada	50 47				
												264	A	UC Santa Barbara	46 57				
												283	A	CSUN	69 53				
												292	H	Long Beach St.	57 40				
												298	H	UTRGV	80 43				
												304	A	UC Riverside	76 59				
LAST 10 Division I																			
84	H	Colorado	66 55	18	H	Oregon St.	72 66												
114	H	Utah	69 66	8	A	Stanford	59 79												
107	A	Washington St.	66 60	131	A	California	75 67												
125	A	Washington	66 75	27	A	Arizona	57 73												
2	H	Oregon	67 93	30	A	Arizona St.	75 76												

Non-Div I Games:

Southern California

■ Loss,
 ■ Non-Conf,
 ■ S Site,
 ■ H Home
 ■ A Away
 N Neutral

Average RPI Win:	193	WON-LOST	WINNING	LAST 10	STRENGTH OF	OPP. STRENGTH	TEAM	ADJ.	CONF.	ADJ CONF.
Average RPI Loss:	77	RECORD	PCT. RANK	GAMES	SCHEDULE	OF SCHEDULE	RPI	RPI	RPI	RPI
DIV. I ONLY	15- 12	142	4-6	94	109	103	103	8	8	
DIV. I NON-CONF.	8- 3	68	0	144	255	73	73	7	7	
TOTALS	RPI 1-25	RPI 26-50	W-L RECORDS	RPI 51-100	RPI 101-150	RPI 150+				
15- 12	1- 1	2- 3	OVERALL	1- 5	1- 1	10- 2				
8- 4	1- 0	2- 1	HOME	1- 2	0- 0	4- 1				
6- 8	0- 1	0- 2	AWAY	0- 3	1- 1	5- 1				
1- 0	0- 0	0- 0	NEUTRAL	0- 0	0- 0	1- 0				
8- 3	0- 0	1- 0	NON-CONFERENCE	1- 1	0- 1	6- 1				
4- 1	0- 0	1- 0	HOME	1- 0	0- 0	2- 1				
3- 2	0- 0	0- 0	AWAY	0- 1	0- 1	3- 0				
1- 0	0- 0	0- 0	NEUTRAL	0- 0	0- 0	1- 0				
7- 9	1- 1	1- 3	CONFERENCE	0- 4	1- 0	4- 1				
4- 3	1- 0	1- 1	HOME	0- 2	0- 0	2- 0				
3- 6	0- 1	0- 2	AWAY	0- 2	1- 0	2- 1				
0- 0	0- 0	0- 0	NEUTRAL	0- 0	0- 0	0- 0				

RPI	S	Opponent	Score	RPI	S	Opponent	Score	RPI	S	Opponent	Score	RPI	S	Opponent	Score	Team's RPI: 103
9	A	Missouri St.	57 88	26	A	Drake	76 91	62	A	Illinois St.	56 66	111	A	Southeast Mo. St.	65 79	
9	H	Missouri St.	70 68	26	H	Drake	65 73	62	H	Illinois St.	54 62	149	A	Valparaiso	67 51	
				41	A	Bradley	57 61	74	A	IUPUI	78 81	161	A	Loyola Chicago	49 51	
				41	H	Bradley	64 50	76	A	UNI	66 71	175	A	Eastern Mich.	85 54	
				48	H	UT Martin	70 59	76	H	UNI	57 60	188	A	Northern Ill.	80 61	
								94	H	Saint Louis	61 53	201	H	Memphis	66 70	
												206	N	Western Ill.	79 65	
												210	H	Tennessee Tech	76 65	
												233	H	Murray St.	76 66	
												274	A	Indiana St.	78 55	
												274	H	Indiana St.	60 42	
												331	A	Evansville	70 57	
												331	H	Evansville	99 60	
												337	A	SIUE	103 67	
LAST 10 Division I																
62	A	Illinois St.	56 66	76	A	UNI	66 71									
41	A	Bradley	57 61	26	A	Drake	76 91									
331	H	Evansville	99 60	41	H	Bradley	64 50									
274	H	Indiana St.	60 42	62	H	Illinois St.	54 62									
9	A	Missouri St.	57 88	274	A	Indiana St.	78 55									

Non-Div I Games:

Southern Ill.

Average RPI Win:	263	WON-LOST	WINNING	LAST 10	STRENGTH OF	OPP. STRENGTH	TEAM	ADJ.	CONF.	ADJ CONF.
Average RPI Loss:	112	RECORD	PCT. RANK	GAMES	SCHEDULE	OF SCHEDULE	RPI	RPI	RPI	RPI
DIV. I ONLY	12- 13	189	3-7	201	160	203	203	13	13	
DIV. I NON-CONF.	6- 3	90	0	317	237	205	205	16	16	
TOTALS	RPI 1-25	RPI 26-50	W-L RECORDS	RPI 51-100	RPI 101-150	RPI 150+				
12- 13	0- 2	0- 2	OVERALL	1- 3	0- 1	11- 5				
7- 7	0- 0	0- 2	HOME	1- 1	0- 1	6- 3				
5- 6	0- 2	0- 0	AWAY	0- 2	0- 0	5- 2				
0- 0	0- 0	0- 0	NEUTRAL	0- 0	0- 0	0- 0				
6- 3	0- 1	0- 0	NON-CONFERENCE	1- 0	0- 0	5- 2				
5- 1	0- 0	0- 0	HOME	1- 0	0- 0	4- 1				
1- 2	0- 1	0- 0	AWAY	0- 0	0- 0	1- 1				
0- 0	0- 0	0- 0	NEUTRAL	0- 0	0- 0	0- 0				
6- 10	0- 1	0- 2	CONFERENCE	0- 3	0- 1	6- 3				
2- 6	0- 0	0- 2	HOME	0- 1	0- 1	2- 2				
4- 4	0- 1	0- 0	AWAY	0- 2	0- 0	4- 1				
0- 0	0- 0	0- 0	NEUTRAL	0- 0	0- 0	0- 0				

RPI 1-25				RPI 26-50				RPI 51-100				RPI 101+ Team's RPI: 203			
RPI	S	Opponent	Score	RPI	S	Opponent	Score	RPI	S	Opponent	Score	RPI	S	Opponent	Score
14	A	Mississippi St.	58 91	31	H	Western Ky.	65 81	53	A	Charlotte	59 63	124	H	UAB	68 74
23	A	Old Dominion	50 67	50	H	Middle Tenn.	69 77	53	H	Charlotte	55 59	166	H	Tulane	58 62
								63	A	Rice	64 75	193	A	Fla. Atlantic	71 67
								97	H	VCU	51 39	209	A	Houston	60 75
												213	A	UTEP	72 80
												213	H	UTEP	72 89
												237	H	Southeastern La.	62 54
												238	H	South Alabama	62 55
												244	H	Marshall	65 80
												247	A	North Texas	65 57
												272	A	Louisiana Tech	63 61
												272	H	Louisiana Tech	66 60
												285	H	Ole Miss	59 53
												301	A	FIU	58 53
												311	H	UTSA	82 65
												348	A	La.-Monroe	57 42
												351	H	Mississippi Val.	84 80
LAST 10 Division I															
213	A	UTEP	72 80	31	H	Western Ky.	65 81	244	H	Marshall	65 80				
53	H	Charlotte	55 59	53	A	Charlotte	59 63	23	A	Old Dominion	50 67				
272	A	Louisiana Tech	63 61	50	H	Middle Tenn.	69 77								
301	A	FIU	58 53												
193	A	Fla. Atlantic	71 67												

Non-Div I Games: Faulkner 71 59 William Carey 77 47

Southern Miss.

Average RPI Win:	323	WON-LOST	WINNING	LAST 10	STRENGTH OF	OPP. STRENGTH	TEAM	ADJ.	CONF.	ADJ CONF.
Average RPI Loss:	137	RECORD	PCT. RANK	GAMES	SCHEDULE	OF SCHEDULE	RPI	RPI	RPI	RPI
DIV. I ONLY	11- 14	212	7-3	323	316	253	253	32	32	
DIV. I NON-CONF.	0- 9	338	0	82	6	300	300	31	31	
TOTALS	RPI 1-25	RPI 26-50	W-L RECORDS	RPI 51-100	RPI 101-150	RPI 150+				
11- 14	0- 0	0- 3	OVERALL	0- 3	0- 2	11- 6				
6- 1	0- 0	0- 0	HOME	0- 0	0- 0	6- 1				
5- 11	0- 0	0- 3	AWAY	0- 3	0- 1	5- 4				
0- 2	0- 0	0- 0	NEUTRAL	0- 0	0- 1	0- 1				
0- 9	0- 0	0- 3	NON-CONFERENCE	0- 3	0- 1	0- 2				
0- 0	0- 0	0- 0	HOME	0- 0	0- 0	0- 0				
0- 7	0- 0	0- 3	AWAY	0- 3	0- 0	0- 1				
0- 2	0- 0	0- 0	NEUTRAL	0- 0	0- 1	0- 1				
11- 5	0- 0	0- 0	CONFERENCE	0- 0	0- 1	11- 4				
6- 1	0- 0	0- 0	HOME	0- 0	0- 0	6- 1				
5- 4	0- 0	0- 0	AWAY	0- 0	0- 1	5- 3				
0- 0	0- 0	0- 0	NEUTRAL	0- 0	0- 0	0- 0				

RPI S	Opponent	Score	RPI S	Opponent	Score	RPI S	Opponent	Score	RPI S	Opponent	Score	Team's RPI: 253
42	A Rutgers	58 78	60	A Oklahoma St.	59 72	107	N Washington St.	54 69	133	A Texas Southern	56 61	
44	A Texas	39 93	88	A Nebraska	39 73	157	A Jackson St.	57 60	157	H Jackson St.	51 72	
47	A Iowa St.	36 69	89	A Fordham	52 65	170	A Wichita St.	63 69	242	A Alabama A&M	57 59	
						242	H Alabama A&M	55 46	250	N UNC Asheville	34 53	
						296	A Prairie View	68 48	320	A Alabama St.	61 51	
						320	H Alabama St.	69 47	325	A Alcorn	53 58	
						325	H Alcorn	74 57	327	A Ark.-Pine Bluff	70 43	
						327	H Ark.-Pine Bluff	85 61	347	A Grambling	70 51	
						347	H Grambling	81 57	351	A Mississippi Val.	84 54	
						351	H Mississippi Val.	71 40				
LAST 10 Division I												
325	A Alcorn	53 58	157	A Jackson St.	57 60							
242	A Alabama A&M	57 59	347	A Grambling	70 51							
320	A Alabama St.	61 51	325	H Alcorn	74 57							
351	H Mississippi Val.	71 40	242	H Alabama A&M	55 46							
327	H Ark.-Pine Bluff	85 61	320	H Alabama St.	69 47							

Non-Div I Games: Tougaloo 100 39 Wiley 78 55

Southern U.

Season-By-Season				Through Games Of March 9, 2010						
Average RPI Win:	250	WON-LOST	WINNING	LAST 10	STRENGTH OF	OPP. STRENGTH	TEAM	ADJ.	CONF.	ADJ CONF.
Average RPI Loss:	171	RECORD	PCT. RANK	GAMES	SCHEDULE	OF SCHEDULE	RPI	RPI	RPI	RPI
DIV. I ONLY	16- 11	120	7-3	289	241	176	176	18	18	
DIV. I NON-CONF.	6- 3	90	0	204	317	111	111	17	17	
TOTALS	RPI 1-25	RPI 26-50	W-L RECORDS	RPI 51-100	RPI 101-150	RPI 150+				
16- 11	0- 1	0- 0	OVERALL	0- 1	0- 2	16- 7				
11- 2	0- 0	0- 0	HOME	0- 0	0- 1	11- 1				
5- 9	0- 1	0- 0	AWAY	0- 1	0- 1	5- 6				
0- 0	0- 0	0- 0	NEUTRAL	0- 0	0- 0	0- 0				
6- 3	0- 1	0- 0	NON-CONFERENCE	0- 0	0- 0	6- 2				
5- 0	0- 0	0- 0	HOME	0- 0	0- 0	5- 0				
1- 3	0- 1	0- 0	AWAY	0- 0	0- 0	1- 2				
0- 0	0- 0	0- 0	NEUTRAL	0- 0	0- 0	0- 0				
10- 8	0- 0	0- 0	CONFERENCE	0- 1	0- 2	10- 5				
6- 2	0- 0	0- 0	HOME	0- 0	0- 1	6- 1				
4- 6	0- 0	0- 0	AWAY	0- 1	0- 1	4- 4				
0- 0	0- 0	0- 0	NEUTRAL	0- 0	0- 0	0- 0				

RPI 1-25					
RPI	S	Opponent	Score		
18	A	Oregon St.	45	95	
RPI 26-50					
RPI	S	Opponent	Score		
RPI 51-100					
RPI	S	Opponent	Score		
79	A	Montana St.	65	91	
RPI 101+					
RPI	S	Opponent	Score	Team's RPI: 176	
115	A	Idaho	57	70	
115	H	Idaho	56	71	
159	A	Montana	74	81	
160	A	Idaho St.	54	73	
160	H	Idaho St.	72	65	
162	A	Northern Ariz.	76	84	
162	H	Northern Ariz.	82	64	
216	H	Cal St. Fullerton	79	63	
217	H	Oral Roberts	72	58	
220	H	UNLV	72	68	
223	A	Portland St.	81	72	
223	H	Portland St.	71	58	
224	A	Northern Colo.	68	55	
224	H	Northern Colo.	64	50	
229	A	Denver	73	81	
240	A	Grand Canyon	65	69	
276	H	UC Irvine	82	68	
295	A	Utah Valley	71	58	
303	A	Sacramento St.	82	87	
303	H	Sacramento St.	62	71	
304	H	UC Riverside	79	68	
308	A	Eastern Wash.	70	67	
308	H	Eastern Wash.	71	50	
322	A	Weber St.	87	71	
322	H	Weber St.	82	66	
EAST 10 Division I					
115	A	Idaho	57	70	
308	A	Eastern Wash.	70	67	
322	H	Weber St.	82	66	
224	H	Northern Colo.	64	50	
162	H	Northern Ariz.	82	64	
303	H	Sacramento St.	62	71	
223	A	Portland St.	81	72	
224	A	Northern Colo.	68	55	
160	A	Idaho St.	54	73	
322	A	Weber St.	87	71	

Non-Div I Games:

Southern Utah

Loss, Non-Conf, S Site, H Home A Away N Neutral

Average RPI Win:	209	WON-LOST	WINNING	LAST 10	STRENGTH OF	OPP. STRENGTH	TEAM	ADJ.	CONF.	ADJ CONF.
Average RPI Loss:	145	RECORD	PCT. RANK	GAMES	SCHEDULE	OF SCHEDULE	RPI	RPI	RPI	RPI
DIV. I ONLY	7- 23	311	2-8	121	176	294	294	12	12	
DIV. I NON-CONF.	3- 10	282	0	153	300	299	299	12	12	
TOTALS	RPI 1-25	RPI 26-50	W-L RECORDS	RPI 51-100	RPI 101-150	RPI 150+				
7- 23	0- 0	0- 1	OVERALL	0- 5	2- 8	5- 9				
6- 9	0- 0	0- 0	HOME	0- 1	2- 4	4- 4				
0- 13	0- 0	0- 1	AWAY	0- 4	0- 4	0- 4				
1- 1	0- 0	0- 0	NEUTRAL	0- 0	0- 0	1- 1				
3- 10	0- 0	0- 0	NON-CONFERENCE	0- 2	0- 2	3- 6				
2- 5	0- 0	0- 0	HOME	0- 1	0- 1	2- 3				
0- 4	0- 0	0- 0	AWAY	0- 1	0- 1	0- 2				
1- 1	0- 0	0- 0	NEUTRAL	0- 0	0- 0	1- 1				
4- 13	0- 0	0- 1	CONFERENCE	0- 3	2- 6	2- 3				
4- 4	0- 0	0- 0	HOME	0- 0	2- 3	2- 1				
0- 9	0- 0	0- 1	AWAY	0- 3	0- 3	0- 2				
0- 0	0- 0	0- 0	NEUTRAL	0- 0	0- 0	0- 0				

RPI 1-25				RPI 26-50				RPI 51-100				RPI 101+				Team's RPI: 294	
RPI	S	Opponent	Score	RPI	S	Opponent	Score	RPI	S	Opponent	Score	RPI	S	Opponent	Score		
				49	A	Dayton	51 78	51	A	Bucknell	60 68	102	A	Kent St.	58 81		
								64	H	St. John's (NY)	56 68	121	A	Richmond	59 63		
								89	A	Fordham	53 79	121	H	Richmond	58 72		
								94	A	Saint Louis	51 72	122	A	Duquesne	39 58		
								97	A	VCU	47 56	122	H	Duquesne	57 80		
												129	H	Buffalo	36 46		
												132	H	Davidson	68 56		
												143	A	Massachusetts	54 72		
												143	H	Massachusetts	52 62		
												148	H	George Washington	59 55		
												153	H	Akron	54 63		
												155	N	Wright St.	57 56		
												164	A	Binghamton	67 78		
												187	H	Cornell	42 70		
												196	A	La Salle	61 67		
												197	N	Saint Mary's (CA)	57 72		
												199	H	Cleveland St.	62 65		
												215	A	Rhode Island	67 69		
												215	H	Rhode Island	64 59		
												230	H	Saint Joseph's	60 61		
												248	H	George Mason	62 47		
												282	H	Niagara	71 67		
												284	H	Oakland	80 66		
												338	A	Canisius	82 84		
LAST 10 Division I																	
				143	A	Massachusetts	54 72	97	A	VCU	47 56						
				122	H	Duquesne	57 80	132	H	Davidson	68 56						
				49	A	Dayton	51 78	148	H	George Washington	59 55						
				121	H	Richmond	58 72	121	A	Richmond	59 63						
				215	A	Rhode Island	67 69	122	A	Duquesne	39 58						

Non-Div I Games:

St. Bonaventure

St. Francis Brooklyn

Through Games Of March 3, 2020

Average RPI Win:	309	WON-LOST	WINNING	LAST 10	STRENGTH OF	OPP. STRENGTH	TEAM	ADJ.	CONF.	ADJ CONF.
Average RPI Loss:	196	RECORD	PCT. RANK	GAMES	SCHEDULE	OF SCHEDULE	RPI	RPI	RPI	RPI
DIV. I ONLY	7- 20	306	3-7	237	331	315	315	30	30	
DIV. I NON-CONF.	3- 7	252	0	169	222	249	249	30	30	
TOTALS	RPI 1-25	RPI 26-50	W-L RECORDS	RPI 51-100	RPI 101-150	RPI 150+				
7- 20	0- 1	0- 1	OVERALL	0- 2	0- 5	7- 11				
5- 7	0- 0	0- 0	HOME	0- 1	0- 2	5- 4				
2- 11	0- 1	0- 1	AWAY	0- 1	0- 2	2- 6				
0- 2	0- 0	0- 0	NEUTRAL	0- 0	0- 1	0- 1				
3- 7	0- 1	0- 1	NON-CONFERENCE	0- 2	0- 1	3- 2				
2- 1	0- 0	0- 0	HOME	0- 1	0- 0	2- 0				
1- 4	0- 1	0- 1	AWAY	0- 1	0- 0	1- 1				
0- 2	0- 0	0- 0	NEUTRAL	0- 0	0- 1	0- 1				
4- 13	0- 0	0- 0	CONFERENCE	0- 0	0- 4	4- 9				
3- 6	0- 0	0- 0	HOME	0- 0	0- 2	3- 4				
1- 7	0- 0	0- 0	AWAY	0- 0	0- 2	1- 5				
0- 0	0- 0	0- 0	NEUTRAL	0- 0	0- 0	0- 0				

RPI 1-25				RPI 26-50				RPI 51-100				RPI 101+ Team's RPI: 315			
RPI	S	Opponent	Score	RPI	S	Opponent	Score	RPI	S	Opponent	Score	RPI	S	Opponent	Score
11	A	Princeton	44 76	28	A	Marquette	71 92	65	A	Boston College	69 106	117	A	Robert Morris	44 69
								81	H	Stony Brook	73 86	117	H	Robert Morris	59 70
												135	N	Pacific	62 71
												141	A	Mt. St. Mary's	60 69
												141	H	Mt. St. Mary's	62 67
												181	A	Merrimack	54 80
												181	H	Merrimack	54 72
												266	H	Loyola Maryland	89 78
												275	A	Saint Francis (PA)	72 82
												275	H	Saint Francis (PA)	59 67
												279	H	Army West Point	70 64
												299	A	Wagner	66 74
												299	H	Wagner	53 74
												300	N	Ga. Southern	47 78
												302	A	Sacred Heart	63 84
												302	H	Sacred Heart	71 70
												317	H	Fairleigh Dickinson	57 62
												319	A	Albany (NY)	49 41
												326	A	Bryant	59 78
												326	H	Bryant	80 77
												330	A	NJIT	69 88
												335	A	LIU Brooklyn	71 54
												335	H	LIU Brooklyn	88 63
LAST 10 Division I															
181	H	Merrimack	54 72	326	A	Bryant	59 78	141	H	Mt. St. Mary's	62 67				
302	A	Sacred Heart	63 84	181	A	Merrimack	54 80	302	H	Sacred Heart	71 70				
299	H	Wagner	53 74	302	H	Sacred Heart	71 70	117	H	Robert Morris	59 70				
326	H	Bryant	80 77												
335	A	LIU Brooklyn	71 54												

Non-Div I Games: East Stroudsburg 84 62

St. Francis Brooklyn

Loss, Non-Conf, S Site, H Home A Away N Neutral

St. John's (NY)

Through Games Of March 3, 2020

Average RPI Win:	161	WON-LOST	WINNING	LAST 10	STRENGTH OF	OPP. STRENGTH	TEAM	ADJ.	CONF.	ADJ CONF.
Average RPI Loss:	72	RECORD	PCT. RANK	GAMES	SCHEDULE	OF SCHEDULE	RPI	RPI	RPI	RPI
DIV. I ONLY	18- 11	99	6-4	72	76	64	64	6	6	
DIV. I NON-CONF.	7- 4	100	0	71	167	59	59	6	6	
TOTALS	RPI 1-25	RPI 26-50	W-L RECORDS	RPI 51-100	RPI 101-150	RPI 150+				
18- 11	0- 2	2- 4	OVERALL	5- 3	2- 0	9- 2				
11- 3	0- 1	1- 1	HOME	2- 1	2- 0	6- 0				
7- 7	0- 1	1- 3	AWAY	3- 1	0- 0	3- 2				
0- 1	0- 0	0- 0	NEUTRAL	0- 1	0- 0	0- 0				
7- 4	0- 0	0- 2	NON-CONFERENCE	1- 1	2- 0	4- 1				
5- 0	0- 0	0- 0	HOME	0- 0	2- 0	3- 0				
2- 3	0- 0	0- 2	AWAY	1- 0	0- 0	1- 1				
0- 1	0- 0	0- 0	NEUTRAL	0- 1	0- 0	0- 0				
11- 7	0- 2	2- 2	CONFERENCE	4- 2	0- 0	5- 1				
6- 3	0- 1	1- 1	HOME	2- 1	0- 0	3- 0				
5- 4	0- 1	1- 1	AWAY	2- 1	0- 0	2- 1				
0- 0	0- 0	0- 0	NEUTRAL	0- 0	0- 0	0- 0				

RPI 1-25				RPI 26-50				RPI 51-100				RPI 101+			
RPI	S	Opponent	Score	RPI	S	Opponent	Score	RPI	S	Opponent	Score	RPI	S	Opponent	Score
19	A	DePaul	69 74	28	A	Marquette	85 94	52	A	Yale	80 66	128	H	Wake Forest	82 74
19	H	DePaul	65 71	28	H	Marquette	57 67	73	A	Seton Hall	82 66	143	H	Massachusetts	82 71
				36	A	James Madison	73 76	73	H	Seton Hall	77 76	158	H	Lafayette	76 44
				39	A	Florida St.	70 74	74	N	IUPUI	78 85	184	A	Providence	53 54
				45	A	Creighton	77 70	75	A	Villanova	64 66	184	H	Providence	64 58
				45	H	Creighton	63 58	75	H	Villanova	62 67	220	A	UNLV	75 79
								93	A	Butler	67 42	232	H	Fairfield	71 69
								93	H	Butler	85 80	241	A	Georgetown	74 68
												241	H	Georgetown	71 54
												262	A	Xavier	75 67
												262	H	Xavier	74 37
												279	H	Army West Point	96 60
												294	A	St. Bonaventure	68 56
LAST 10 Division I															
262	H	Xavier	74 37	28	H	Marquette	57 67								
93	H	Butler	85 80	19	H	DePaul	65 71								
73	H	Seton Hall	77 76	241	A	Georgetown	74 68								
184	A	Providence	53 54	75	A	Villanova	64 66								
45	A	Creighton	77 70	73	A	Seton Hall	82 66								

Non-Div I Games:

St. John's (NY)

■ Loss,
 ■ Non-Conf,
 ■ S Site,
 ■ H Home
 ■ A Away
 N Neutral

Average RPI Win:	112	WON-LOST	WINNING	LAST 10	STRENGTH OF	OPP. STRENGTH	TEAM	ADJ.	CONF.	ADJ CONF.
Average RPI Loss:	18	RECORD	PCT. RANK	GAMES	SCHEDULE	OF SCHEDULE	RPI	RPI	RPI	RPI
DIV. I ONLY	25- 5	22	7-3	17	3	8	8	1	1	
DIV. I NON-CONF.	11- 1	13	0	49	47	8	8	1	1	
TOTALS	RPI 1-25	RPI 26-50	W-L RECORDS	RPI 51-100	RPI 101-150	RPI 150+				
25- 5	5- 3	1- 2	OVERALL	4- 0	10- 0	5- 0				
14- 2	3- 2	0- 0	HOME	3- 0	5- 0	3- 0				
8- 3	1- 1	1- 2	AWAY	1- 0	4- 0	1- 0				
3- 0	1- 0	0- 0	NEUTRAL	0- 0	1- 0	1- 0				
11- 1	3- 0	0- 1	NON-CONFERENCE	1- 0	2- 0	5- 0				
7- 0	2- 0	0- 0	HOME	1- 0	1- 0	3- 0				
1- 1	0- 0	0- 1	AWAY	0- 0	0- 0	1- 0				
3- 0	1- 0	0- 0	NEUTRAL	0- 0	1- 0	1- 0				
14- 4	2- 3	1- 1	CONFERENCE	3- 0	8- 0	0- 0				
7- 2	1- 2	0- 0	HOME	2- 0	4- 0	0- 0				
7- 2	1- 1	1- 1	AWAY	1- 0	4- 0	0- 0				
0- 0	0- 0	0- 0	NEUTRAL	0- 0	0- 0	0- 0				

RPI	S	Opponent	Score	RPI	S	Opponent	Score	RPI	S	Opponent	Score	RPI	S	Opponent	Score
2	A	Oregon	55 87	27	A	Arizona	72 73	58	H	Tennessee	78 51	104	N	Syracuse	77 59
2	H	Oregon	66 74	30	A	Arizona St.	55 44	84	A	Colorado	69 66	107	A	Washington St.	71 49
10	H	Gonzaga	76 70	44	A	Texas	64 69	84	H	Colorado	76 68	107	H	Washington St.	77 58
13	H	UCLA	69 79					85	H	Southern California	79 59	114	A	Utah	97 64
14	N	Mississippi St.	67 62									114	H	Utah	82 49
18	A	Oregon St.	61 58									125	A	Washington	58 41
18	H	Oregon St.	63 60									125	H	Washington	77 56
22	H	Ohio St.	71 52									129	H	Buffalo	88 69
												131	A	California	79 65
												131	H	California	73 40
												165	H	UC Davis	67 55
												204	A	San Francisco	97 71
												224	H	Northern Colo.	90 36
												291	N	California Baptist	83 78
												308	H	Eastern Wash.	92 27
LAST 10 Division I															
30	A	Arizona St.	55 44	114	A	Utah	97 64								
27	A	Arizona	72 73	85	H	Southern California	79 59								
2	H	Oregon	66 74	13	H	UCLA	69 79								
18	H	Oregon St.	63 60	107	A	Washington St.	71 49								
84	A	Colorado	69 66	125	A	Washington	58 41								

Non-Div I Games:

Stanford

■ Loss,
 ■ Non-Conf,
 ■ S Site,
 ■ Home
 ■ Away
 N Neutral

Average RPI Win:	254	WON-LOST	WINNING	LAST 10	STRENGTH OF	OPP. STRENGTH	TEAM	ADJ.	CONF.	ADJ CONF.
Average RPI Loss:	119	RECORD	PCT. RANK	GAMES	SCHEDULE	OF SCHEDULE	RPI	RPI	RPI	RPI
DIV. I ONLY	9- 17	270	5-5	135	166	226	226	16	16	
DIV. I NON-CONF.	3- 7	252	0	116	187	225	225	14	14	
TOTALS	RPI 1-25	RPI 26-50	W-L RECORDS	RPI 51-100	RPI 101-150	RPI 150+				
9- 17	0- 1	0- 3	OVERALL	0- 4	2- 4	7- 5				
4- 8	0- 0	0- 1	HOME	0- 1	1- 3	3- 3				
5- 8	0- 1	0- 2	AWAY	0- 3	1- 1	4- 1				
0- 1	0- 0	0- 0	NEUTRAL	0- 0	0- 0	0- 1				
3- 7	0- 1	0- 1	NON-CONFERENCE	0- 2	0- 2	3- 1				
2- 2	0- 0	0- 0	HOME	0- 0	0- 2	2- 0				
1- 4	0- 1	0- 1	AWAY	0- 2	0- 0	1- 0				
0- 1	0- 0	0- 0	NEUTRAL	0- 0	0- 0	0- 1				
6- 10	0- 0	0- 2	CONFERENCE	0- 2	2- 2	4- 4				
2- 6	0- 0	0- 1	HOME	0- 1	1- 1	1- 3				
4- 4	0- 0	0- 1	AWAY	0- 1	1- 1	3- 1				
0- 0	0- 0	0- 0	NEUTRAL	0- 0	0- 0	0- 0				

RPI 1-25				RPI 26-50				RPI 51-100				RPI 101+ Team's RPI: 226			
RPI	S	Opponent	Score	RPI	S	Opponent	Score	RPI	S	Opponent	Score	RPI	S	Opponent	Score
25	A	Kentucky	48 67	35	A	FGCU	54 67	58	A	Tennessee	46 73	106	H	Bethune-Cookman	55 59
				35	H	FGCU	47 89	67	A	Penn	41 81	123	H	Holy Cross	63 75
				37	A	UCF	40 66	99	A	Liberty	53 73	140	A	North Florida	60 52
								99	H	Liberty	48 57	140	H	North Florida	60 62
												142	A	North Ala.	57 68
												142	H	North Ala.	69 60
												152	A	Jacksonville	52 57
												152	H	Jacksonville	57 71
												225	A	Kennesaw St.	67 61
												225	H	Kennesaw St.	67 70
												245	H	Tulsa	66 60
												255	A	Lipscomb	48 34
												255	H	Lipscomb	59 65
												275	N	Saint Francis (PA)	73 78
												281	A	Morehead St.	58 55
												330	A	NJIT	68 49
												330	H	NJIT	72 49
												338	H	Canisius	68 52
LAST 10 Division I															
140	H	North Florida	60 62	225	H	Kennesaw St.	67 70								
152	H	Jacksonville	57 71	35	A	FGCU	54 67								
330	A	NJIT	68 49	140	A	North Florida	60 52								
99	A	Liberty	53 73	255	A	Lipscomb	48 34								
142	H	North Ala.	69 60	330	H	NJIT	72 49								

Non-Div I Games: Palm Beach Atl. 77 46 Trinity Baptist 116 40 Fla. National 80 37

Stetson

Average RPI Win: 256	WON-LOST	WINNING	LAST 10	STRENGTH OF	OPP. STRENGTH	TEAM	ADJ.	CONF.	ADJ CONF.
Average RPI Loss: 183	RECORD	PCT. RANK	GAMES	SCHEDULE	OF SCHEDULE	RPI	RPI	RPI	RPI
DIV. I ONLY	25- 3	10	8-2	328	302	81	81	26	26
DIV. I NON-CONF.	11- 1	13	0	297	304	68	68	28	28
TOTALS	RPI 1-25	RPI 26-50	W-L RECORDS	RPI 51-100	RPI 101-150	RPI 150+			
25- 3	0- 0	0- 1	OVERALL	1- 0	1- 0	23- 2			
12- 0	0- 0	0- 0	HOME	1- 0	0- 0	11- 0			
11- 3	0- 0	0- 1	AWAY	0- 0	0- 0	11- 2			
2- 0	0- 0	0- 0	NEUTRAL	0- 0	1- 0	1- 0			
11- 1	0- 0	0- 1	NON-CONFERENCE	1- 0	1- 0	9- 0			
4- 0	0- 0	0- 0	HOME	1- 0	0- 0	3- 0			
5- 1	0- 0	0- 1	AWAY	0- 0	0- 0	5- 0			
2- 0	0- 0	0- 0	NEUTRAL	0- 0	1- 0	1- 0			
14- 2	0- 0	0- 0	CONFERENCE	0- 0	0- 0	14- 2			
8- 0	0- 0	0- 0	HOME	0- 0	0- 0	8- 0			
6- 2	0- 0	0- 0	AWAY	0- 0	0- 0	6- 2			
0- 0	0- 0	0- 0	NEUTRAL	0- 0	0- 0	0- 0			

RPI 1-25			RPI 26-50			RPI 51-100			Team's RPI: 81			RPI 101+			
RPI	S	Opponent	Score	RPI	S	Opponent	Score	RPI	S	Opponent	Score	RPI	S	Opponent	Score
33	A	Arkansas	58 88	51	H	Bucknell	78 73	145	N	Western Mich.	50 47				
								164	A	Binghamton	67 60				
								164	H	Binghamton	58 54				
								173	A	Maine	62 64				
								173	H	Maine	73 69				
								185	H	Manhattan	59 54				
								218	A	UMass Lowell	89 69				
								218	H	UMass Lowell	60 41				
								243	N	Morgan St.	63 56				
								249	H	Iona	59 40				
								267	A	New Hampshire	53 44				
								267	H	New Hampshire	52 50				
								290	A	Pittsburgh	59 56				
								293	A	UMBC	66 49				
								293	H	UMBC	57 45				
								299	A	Wagner	66 45				
								302	H	Sacred Heart	54 50				
								306	A	Vermont	72 68				
								306	H	Vermont	67 49				
								315	A	St. Francis Brooklyn	86 73				
								319	A	Albany (NY)	73 53				
								319	H	Albany (NY)	53 44				
								324	A	Hofstra	81 38				
								335	A	LIU Brooklyn	80 49				
								344	A	Hartford	67 70				
								344	H	Hartford	66 55				
LAST 10 Division I															
319	H	Albany (NY)	53 44	267	H	New Hampshire	52 50								
344	A	Hartford	67 70	218	A	UMass Lowell	89 69								
173	A	Maine	62 64	293	A	UMBC	66 49								
306	A	Vermont	72 68	218	H	UMass Lowell	60 41								
164	H	Binghamton	58 54	164	A	Binghamton	67 60								

Non-Div I Games: Molloy 66 49

Stony Brook

Loss, Non-Conf, S Site, H Home A Away N Neutral

Syracuse

Through Games Of March 3, 2020

Average RPI Win:	167	WON-LOST	WINNING	LAST 10	STRENGTH OF	OPP. STRENGTH	TEAM	ADJ.	CONF.	ADJ CONF.
Average RPI Loss:	57	RECORD	PCT. RANK	GAMES	SCHEDULE	OF SCHEDULE	RPI	RPI	RPI	RPI
DIV. I ONLY	15- 14	163	6-4	57	26	104	104	5	5	
DIV. I NON-CONF.	6- 5	151	0	90	32	122	122	4	4	
TOTALS	RPI 1-25	RPI 26-50	W-L RECORDS	RPI 51-100	RPI 101-150	RPI 150+				
15- 14	1- 5	2- 1	OVERALL	4- 6	1- 2	7- 0				
10- 4	1- 2	2- 0	HOME	2- 2	0- 0	5- 0				
3- 7	0- 2	0- 1	AWAY	1- 3	1- 1	1- 0				
2- 3	0- 1	0- 0	NEUTRAL	1- 1	0- 1	1- 0				
6- 5	0- 2	0- 1	NON-CONFERENCE	2- 1	0- 1	4- 0				
4- 1	0- 1	0- 0	HOME	1- 0	0- 0	3- 0				
0- 1	0- 0	0- 1	AWAY	0- 0	0- 0	0- 0				
2- 3	0- 1	0- 0	NEUTRAL	1- 1	0- 1	1- 0				
9- 9	1- 3	2- 0	CONFERENCE	2- 5	1- 1	3- 0				
6- 3	1- 1	2- 0	HOME	1- 2	0- 0	2- 0				
3- 6	0- 2	0- 0	AWAY	1- 3	1- 1	1- 0				
0- 0	0- 0	0- 0	NEUTRAL	0- 0	0- 0	0- 0				

RPI	S	Opponent	Score	RPI	S	Opponent	Score	RPI	S	Opponent	Score	RPI	S	Opponent	Score	Team's RPI: 104
2	H	Oregon	64 81	32	H	Virginia Tech	67 65	56	A	Virginia	41 57	120	N	Green Bay	73 79	
5	A	Louisville	58 62	38	A	Michigan	76 84	65	A	Boston College	89 79	128	A	Wake Forest	60 65	
5	H	Louisville	59 51	39	H	Florida St.	90 89	65	H	Boston College	81 88	139	A	North Carolina	74 56	
8	N	Stanford	59 77					66	N	West Virginia	69 71	209	N	Houston	87 62	
21	A	NC State	60 69					72	H	Georgia Tech	64 82	228	H	Clemson	59 46	
24	H	Duke	58 88					87	H	Ohio	66 54	290	A	Pittsburgh	69 51	
								92	N	Michigan St.	77 63	290	H	Pittsburgh	71 53	
								98	A	Miami (FL)	62 77	293	H	UMBC	82 48	
								100	A	Notre Dame	70 72	314	H	UMES	65 50	
								100	H	Notre Dame	74 63	319	H	Albany (NY)	75 53	
LAST 10 Division I																
65	H	Boston College	81 88	139	A	North Carolina	74 56									
21	A	NC State	60 69	5	H	Louisville	59 51									
100	A	Notre Dame	70 72	65	A	Boston College	89 79									
228	H	Clemson	59 46	56	A	Virginia	41 57									
290	H	Pittsburgh	71 53	32	H	Virginia Tech	67 65									

Non-Div I Games:

Syracuse

■ Loss,
 ■ Non-Conf,
 ■ S Site,
 ■ H Home
 ■ A Away
 N Neutral

Average RPI Win:	120	WON-LOST	WINNING	LAST 10	STRENGTH OF	OPP. STRENGTH	TEAM	ADJ.	CONF.	ADJ CONF.
Average RPI Loss:	53	RECORD	PCT. RANK	GAMES	SCHEDULE	OF SCHEDULE	RPI	RPI	RPI	RPI
DIV. I ONLY	20- 7	43	7-3	19	30	20	20	3	3	
DIV. I NON-CONF.	9- 2	37	0	100	80	29	29	3	3	
TOTALS	RPI 1-25	RPI 26-50	W-L RECORDS	RPI 51-100	RPI 101-150	RPI 150+				
20- 7	0- 3	3- 2	OVERALL	8- 0	4- 2	5- 0				
12- 3	0- 1	1- 1	HOME	5- 0	3- 1	3- 0				
8- 4	0- 2	2- 1	AWAY	3- 0	1- 1	2- 0				
0- 0	0- 0	0- 0	NEUTRAL	0- 0	0- 0	0- 0				
9- 2	0- 1	0- 1	NON-CONFERENCE	2- 0	2- 0	5- 0				
7- 0	0- 0	0- 0	HOME	2- 0	2- 0	3- 0				
2- 2	0- 1	0- 1	AWAY	0- 0	0- 0	2- 0				
0- 0	0- 0	0- 0	NEUTRAL	0- 0	0- 0	0- 0				
11- 5	0- 2	3- 1	CONFERENCE	6- 0	2- 2	0- 0				
5- 3	0- 1	1- 1	HOME	3- 0	1- 1	0- 0				
6- 2	0- 1	2- 0	AWAY	3- 0	1- 1	0- 0				
0- 0	0- 0	0- 0	NEUTRAL	0- 0	0- 0	0- 0				

RPI	S	Opponent	Score	RPI	S	Opponent	Score	RPI	S	Opponent	Score	RPI	S	Opponent	Score
4	A	Baylor	62 81	44	A	Texas	65 63	60	A	Oklahoma St.	72 68	113	H	Auburn	80 65
4	H	Baylor	57 66	44	H	Texas	67 77	60	H	Oklahoma St.	49 37	117	H	Robert Morris	66 61
17	A	Texas A&M	68 70	47	A	Iowa St.	77 74	66	H	West Virginia	73 60	119	A	Kansas	87 74
				47	H	Iowa St.	82 72	71	A	Kansas St.	54 52	119	H	Kansas	73 59
				50	A	Middle Tenn.	70 82	71	H	Kansas St.	65 61	127	A	Texas Tech	83 87
								78	A	Oklahoma	82 63	127	H	Texas Tech	76 80
								87	H	Ohio	79 72	187	H	Cornell	59 49
								96	H	Boise St.	77 65	222	A	SMU	57 56
												252	H	Texas St.	79 52
												260	H	Nicholls St.	72 47
												279	A	Army West Point	66 52
LAST 10 Division I															
127	A	Texas Tech	83 87	4	A	Baylor	62 81								
44	H	Texas	67 77	119	A	Kansas	87 74								
60	H	Oklahoma St.	49 37	71	H	Kansas St.	65 61								
71	A	Kansas St.	54 52	60	A	Oklahoma St.	72 68								
47	H	Iowa St.	82 72	66	H	West Virginia	73 60								

Non-Div I Games:

TCU

■ Loss,
 ■ Non-Conf,
 ■ S Site,
 ■ H Home
 ■ A Away
 N Neutral

Average RPI Win: 159	WON-LOST	WINNING	LAST 10	STRENGTH OF	OPP. STRENGTH	TEAM	ADJ.	CONF.	ADJ CONF.
Average RPI Loss: 116	RECORD	PCT. RANK	GAMES	SCHEDULE	OF SCHEDULE	RPI	RPI	RPI	RPI
DIV. I ONLY	15- 14	163	3-7	71	83	116	116	9	9
DIV. I NON-CONF.	8- 5	117	0	37	84	64	64	9	9
TOTALS	RPI 1-25	RPI 26-50	W-L RECORDS	RPI 51-100	RPI 101-150	RPI 150+			
15- 14	0- 2	1- 3	OVERALL	4- 2	1- 1	9- 6			
10- 5	0- 2	1- 1	HOME	3- 0	1- 0	5- 2			
5- 7	0- 0	0- 1	AWAY	1- 2	0- 0	4- 4			
0- 2	0- 0	0- 1	NEUTRAL	0- 0	0- 1	0- 0			
8- 5	0- 1	0- 2	NON-CONFERENCE	3- 0	1- 1	4- 1			
5- 2	0- 1	0- 1	HOME	2- 0	1- 0	2- 0			
3- 1	0- 0	0- 0	AWAY	1- 0	0- 0	2- 1			
0- 2	0- 0	0- 1	NEUTRAL	0- 0	0- 1	0- 0			
7- 9	0- 1	1- 1	CONFERENCE	1- 2	0- 0	5- 5			
5- 3	0- 1	1- 0	HOME	1- 0	0- 0	3- 2			
2- 6	0- 0	0- 1	AWAY	0- 2	0- 0	2- 3			
0- 0	0- 0	0- 0	NEUTRAL	0- 0	0- 0	0- 0			

RPI 1-25				RPI 26-50				RPI 51-100				RPI 101+ Team's RPI: 116			
RPI	S	Opponent	Score	RPI	S	Opponent	Score	RPI	S	Opponent	Score	RPI	S	Opponent	Score
1	H	South Carolina	71 78	35	H	FGCU	67 93	51	A	Bucknell	72 61	122	H	Duquesne	85 72
6	H	UConn	54 83	37	A	UCF	64 67	67	H	Penn	76 72	139	N	North Carolina	58 71
				37	H	UCF	67 65	68	A	South Fla.	51 99	166	A	Tulane	50 53
				45	N	Creighton	59 69	68	H	South Fla.	69 66	170	A	Wichita St.	70 72
								75	H	Villanova	74 69	170	H	Wichita St.	75 85
								77	A	Cincinnati	81 86	183	A	Towson	74 59
												196	A	La Salle	72 69
												201	H	Memphis	78 64
												209	A	Houston	61 58
												209	H	Houston	76 75
												222	H	SMU	85 62
												230	A	Saint Joseph's	63 67
												232	H	Fairfield	77 59
												234	A	East Carolina	50 56
												245	A	Tulsa	74 65
												245	H	Tulsa	64 68
												262	H	Xavier	78 65
LAST 10 Division I															
166	A	Tulane	50 53	209	H	Houston	76 75								
245	H	Tulsa	64 68	68	A	South Fla.	51 99								
37	A	UCF	64 67	170	H	Wichita St.	75 85								
234	A	East Carolina	50 56	37	H	UCF	67 65								
201	H	Memphis	78 64	77	A	Cincinnati	81 86								

Non-Div I Games:

Temple

Tennessee

Through Games Of March 3, 2020

Average RPI Win:	196	WON-LOST	WINNING	LAST 10	STRENGTH OF	OPP. STRENGTH	TEAM	ADJ.	CONF.	ADJ CONF.
Average RPI Loss:	20	RECORD	PCT. RANK	GAMES	SCHEDULE	OF SCHEDULE	RPI	RPI	RPI	RPI
DIV. I ONLY	20- 9	64	5-5	114	50	58	58	4	4	
DIV. I NON-CONF.	10- 3	57	0	269	128	109	109	5	5	
TOTALS	RPI 1-25	RPI 26-50	W-L RECORDS	RPI 51-100	RPI 101-150	RPI 150+				
20- 9	0- 6	1- 3	OVERALL	3- 0	4- 0	12- 0				
13- 3	0- 2	1- 1	HOME	2- 0	1- 0	9- 0				
7- 6	0- 4	0- 2	AWAY	1- 0	3- 0	3- 0				
0- 0	0- 0	0- 0	NEUTRAL	0- 0	0- 0	0- 0				
10- 3	0- 2	0- 1	NON-CONFERENCE	1- 0	0- 0	9- 0				
7- 1	0- 0	0- 1	HOME	0- 0	0- 0	7- 0				
3- 2	0- 2	0- 0	AWAY	1- 0	0- 0	2- 0				
0- 0	0- 0	0- 0	NEUTRAL	0- 0	0- 0	0- 0				
10- 6	0- 4	1- 2	CONFERENCE	2- 0	4- 0	3- 0				
6- 2	0- 2	1- 0	HOME	2- 0	1- 0	2- 0				
4- 4	0- 2	0- 2	AWAY	0- 0	3- 0	1- 0				
0- 0	0- 0	0- 0	NEUTRAL	0- 0	0- 0	0- 0				

RPI 1-25				RPI 26-50				RPI 51-100				Team's RPI: 58	RPI 101+			
RPI	S	Opponent	Score	RPI	S	Opponent	Score	RPI	S	Opponent	Score		RPI	S	Opponent	Score
1	A	South Carolina	48 69	33	A	Arkansas	75 83	57	H	Alabama	65 63		110	A	Vanderbilt	78 69
6	A	UConn	45 60	34	A	LSU	65 75	70	H	Georgia	73 56		110	H	Vanderbilt	67 63
8	A	Stanford	51 78	34	H	LSU	63 58	100	A	Notre Dame	74 63		113	A	Auburn	56 55
14	H	Mississippi St.	55 72	44	H	Texas	60 66						134	A	Florida	78 50
17	H	Texas A&M	71 73										167	H	Missouri	77 66
25	A	Kentucky	76 80										223	A	Portland St.	88 61
													226	H	Stetson	73 46
													236	H	Central Ark.	63 36
													265	H	Howard	88 38
													270	H	Air Force	81 54
													285	A	Ole Miss	84 28
													285	H	Ole Miss	77 66
													288	H	Colorado St.	79 41
													289	A	ETSU	72 68
													327	H	Ark.-Pine Bluff	92 51
													333	H	Tennessee St.	73 43
LAST 10 Division I																
113	A	Auburn	56 55	34	A	LSU	65 75									
285	H	Ole Miss	77 66	14	H	Mississippi St.	55 72									
110	H	Vanderbilt	67 63	1	A	South Carolina	48 69									
33	A	Arkansas	75 83	110	A	Vanderbilt	78 69									
17	H	Texas A&M	71 73	34	H	LSU	63 58									

Non-Div I Games:

Tennessee

■ Loss,
■ Non-Conf, S Site,
■ Home
■ Away
N Neutral

Tennessee St.

Through Games Of March 3, 2020

Average RPI Win:	260	WON-LOST	WINNING	LAST 10	STRENGTH OF	OPP. STRENGTH	TEAM	ADJ.	CONF.	ADJ CONF.
Average RPI Loss:	183	RECORD	PCT. RANK	GAMES	SCHEDULE	OF SCHEDULE	RPI	RPI	RPI	RPI
DIV. I ONLY	2- 24	347	2-8	187	272	333	333	20	20	
DIV. I NON-CONF.	0- 8	338	0	126	235	326	326	23	23	
TOTALS	RPI 1-25	RPI 26-50	W-L RECORDS	RPI 51-100	RPI 101-150	RPI 150+				
2- 24	0- 0	0- 2	OVERALL	0- 3	0- 4	2- 15				
1- 13	0- 0	0- 0	HOME	0- 1	0- 3	1- 9				
1- 11	0- 0	0- 2	AWAY	0- 2	0- 1	1- 6				
0- 0	0- 0	0- 0	NEUTRAL	0- 0	0- 0	0- 0				
0- 8	0- 0	0- 1	NON-CONFERENCE	0- 1	0- 3	0- 3				
0- 5	0- 0	0- 0	HOME	0- 0	0- 3	0- 2				
0- 3	0- 0	0- 1	AWAY	0- 1	0- 0	0- 1				
0- 0	0- 0	0- 0	NEUTRAL	0- 0	0- 0	0- 0				
2- 16	0- 0	0- 1	CONFERENCE	0- 2	0- 1	2- 12				
1- 8	0- 0	0- 0	HOME	0- 1	0- 0	1- 7				
1- 8	0- 0	0- 1	AWAY	0- 1	0- 1	1- 5				
0- 0	0- 0	0- 0	NEUTRAL	0- 0	0- 0	0- 0				

RPI S	Opponent	Score	RPI S	Opponent	Score	RPI S	Opponent	Score	RPI S	Opponent	Score	Team's RPI: 333
27	A Arizona	42 77	48	A UT Martin	71 88	55	A Belmont	58 70	108	H Columbia	65 75	
						55	H Belmont	51 84	110	H Vanderbilt	55 106	
						58	A Tennessee	43 73	111	A Southeast Mo. St.	54 83	
									142	H North Ala.	63 88	
									168	A Austin Peay	58 76	
									168	H Austin Peay	55 87	
									208	H Eastern Ill.	52 73	
									210	A Tennessee Tech	47 88	
									210	H Tennessee Tech	69 81	
									233	A Murray St.	62 100	
									233	H Murray St.	96 81	
									235	A Jacksonville St.	48 70	
									235	H Jacksonville St.	45 63	
									238	A South Alabama	48 70	
									255	H Lipscomb	64 74	
									281	A Morehead St.	60 69	
									281	H Morehead St.	47 84	
									286	A Eastern Ky.	67 64	
									286	H Eastern Ky.	55 61	
									325	H Alcorn	57 62	
									337	H SIUE	63 76	
LAST 10 Division I												
55	H Belmont	51 84	55	A Belmont	58 70							
235	H Jacksonville St.	45 63	233	H Murray St.	96 81							
281	A Morehead St.	60 69	168	H Austin Peay	55 87							
286	A Eastern Ky.	67 64	210	A Tennessee Tech	47 88							
210	H Tennessee Tech	69 81	235	A Jacksonville St.	48 70							

Non-Div I Games: Wilberforce 83 65 Fisk 91 50

Tennessee St.

Loss, Non-Conf, S Site, H Home A Away N Neutral

Tennessee Tech

Through Games Of March 3, 2020

Average RPI Win:	279	WON-LOST	WINNING	LAST 10	STRENGTH OF	OPP. STRENGTH	TEAM	ADJ.	CONF.	ADJ CONF.
Average RPI Loss:	112	RECORD	PCT. RANK	GAMES	SCHEDULE	OF SCHEDULE	RPI	RPI	RPI	RPI
DIV. I ONLY	15- 12	142	2-8	322	202	210	210	20	20	
DIV. I NON-CONF.	5- 4	140	0	345	114	240	240	23	23	
TOTALS	RPI 1-25	RPI 26-50	W-L RECORDS	RPI 51-100	RPI 101-150	RPI 150+				
15- 12	0- 0	0- 3	OVERALL	0- 2	0- 4	15- 3				
7- 4	0- 0	0- 1	HOME	0- 1	0- 1	7- 1				
7- 7	0- 0	0- 2	AWAY	0- 1	0- 3	7- 1				
1- 1	0- 0	0- 0	NEUTRAL	0- 0	0- 0	1- 1				
5- 4	0- 0	0- 1	NON-CONFERENCE	0- 0	0- 2	5- 1				
2- 0	0- 0	0- 0	HOME	0- 0	0- 0	2- 0				
2- 3	0- 0	0- 1	AWAY	0- 0	0- 2	2- 0				
1- 1	0- 0	0- 0	NEUTRAL	0- 0	0- 0	1- 1				
10- 8	0- 0	0- 2	CONFERENCE	0- 2	0- 2	10- 2				
5- 4	0- 0	0- 1	HOME	0- 1	0- 1	5- 1				
5- 4	0- 0	0- 1	AWAY	0- 1	0- 1	5- 1				
0- 0	0- 0	0- 0	NEUTRAL	0- 0	0- 0	0- 0				

RPI 1-25				RPI 26-50				RPI 51-100				RPI 101+				Team's RPI: 210
RPI	S	Opponent	Score	RPI	S	Opponent	Score	RPI	S	Opponent	Score	RPI	S	Opponent	Score	
				48	A	UT Martin	62 71	55	A	Belmont	52 68	103	A	Southern Ill.	65 76	
				48	H	UT Martin	65 86	55	H	Belmont	47 59	110	A	Vanderbilt	61 75	
				50	A	Middle Tenn.	58 64					111	A	Southeast Mo. St.	72 87	
												111	H	Southeast Mo. St.	59 72	
												168	H	Austin Peay	58 49	
												169	A	Samford	72 57	
												188	N	Northern Ill.	74 82	
												208	A	Eastern Ill.	75 62	
												233	H	Murray St.	77 72	
												235	A	Jacksonville St.	61 64	
												235	H	Jacksonville St.	50 66	
												255	H	Lipscomb	78 58	
												281	A	Morehead St.	75 55	
												281	H	Morehead St.	82 75	
												286	A	Eastern Ky.	60 42	
												286	H	Eastern Ky.	87 82	
												332	N	Detroit Mercy	69 47	
												333	A	Tennessee St.	81 69	
												333	H	Tennessee St.	88 47	
												337	A	SIUE	65 50	
												342	A	Western Caro.	62 58	
												348	H	La.-Monroe	75 68	
LAST 10 Division I																
				235	A	Jacksonville St.	61 64	235	H	Jacksonville St.	50 66					
				55	A	Belmont	52 68	111	A	Southeast Mo. St.	72 87					
				111	H	Southeast Mo. St.	59 72	48	A	UT Martin	62 71					
				48	H	UT Martin	65 86	333	H	Tennessee St.	88 47					
				333	A	Tennessee St.	81 69	55	H	Belmont	47 59					

Non-Div I Games: Tenn. Wesleyan 94 45 Cumberland (TN) 88 51

Tennessee Tech

Loss, Non-Conf, S Site, H Home A Away N Neutral

Average RPI Win:	133	WON-LOST	WINNING	LAST 10	STRENGTH OF	OPP. STRENGTH	TEAM	ADJ.	CONF.	ADJ CONF.
Average RPI Loss:	65	RECORD	PCT. RANK	GAMES	SCHEDULE	OF SCHEDULE	RPI	RPI	RPI	RPI
DIV. I ONLY	18- 10	88	6-4	33	45	44	44	3	3	
DIV. I NON-CONF.	8- 4	90	0	102	139	91	91	3	3	
TOTALS	RPI 1-25	RPI 26-50	W-L RECORDS	RPI 51-100	RPI 101-150	RPI 150+				
18- 10	2- 3	1- 2	OVERALL	7- 3	3- 1	5- 1				
10- 5	1- 2	0- 2	HOME	3- 1	2- 0	4- 0				
7- 4	1- 0	1- 0	AWAY	4- 2	1- 1	0- 1				
1- 1	0- 1	0- 0	NEUTRAL	0- 0	0- 0	1- 0				
8- 4	1- 1	0- 1	NON-CONFERENCE	2- 1	0- 0	5- 1				
6- 1	1- 0	0- 1	HOME	1- 0	0- 0	4- 0				
1- 2	0- 0	0- 0	AWAY	1- 1	0- 0	0- 1				
1- 1	0- 1	0- 0	NEUTRAL	0- 0	0- 0	1- 0				
10- 6	1- 2	1- 1	CONFERENCE	5- 2	3- 1	0- 0				
4- 4	0- 2	0- 1	HOME	2- 1	2- 0	0- 0				
6- 2	1- 0	1- 0	AWAY	3- 1	1- 1	0- 0				
0- 0	0- 0	0- 0	NEUTRAL	0- 0	0- 0	0- 0				

RPI	S	Opponent	Score	RPI	S	Opponent	Score	Team's RPI: 44	RPI	S	Opponent	Score	RPI	S	Opponent	Score
4	H	Baylor	44 64	27	H	Arizona	58 83		58	A	Tennessee	66 60	119	A	Kansas	67 82
8	H	Stanford	69 64	47	A	Iowa St.	81 75		60	A	Oklahoma St.	61 56	119	H	Kansas	85 77
20	A	TCU	77 67	47	H	Iowa St.	51 69		66	A	West Virginia	63 68	127	A	Texas Tech	81 66
20	H	TCU	63 65						66	H	West Virginia	50 44	127	H	Texas Tech	92 66
21	N	NC State	73 84						68	A	South Fla.	57 64	207	A	Hawaii	60 73
									71	A	Kansas St.	71 63	247	N	North Texas	63 57
									71	H	Kansas St.	54 60	253	H	Southern U.	93 39
									78	A	Oklahoma	70 53	298	H	UTRGV	85 69
									78	H	Oklahoma	86 76	311	H	UTSA	84 53
									87	H	Ohio	73 60	336	H	Northwestern St.	91 49
LAST 10 Division I																
78	H	Oklahoma	86 76	47	H	Iowa St.	51 69									
20	A	TCU	77 67	127	A	Texas Tech	81 66									
71	H	Kansas St.	54 60	4	H	Baylor	44 64									
66	H	West Virginia	50 44	78	A	Oklahoma	70 53									
119	A	Kansas	67 82	60	A	Oklahoma St.	61 56									

Non-Div I Games:

Texas

■ Loss,
 ■ Non-Conf, S Site,
 ■ Home
 ■ Away
 N Neutral

Average RPI Win: 115		WON-LOST	WINNING	LAST 10	STRENGTH OF	OPP. STRENGTH	TEAM	ADJ.	CONF.	ADJ CONF.
Average RPI Loss: 29		RECORD	PCT. RANK	GAMES	SCHEDULE	OF SCHEDULE	RPI	RPI	RPI	RPI
DIV. I ONLY		22- 7	36	6-4	15	13	17	17	4	4
DIV. I NON-CONF.		12- 1	10	0	35	31	7	7	5	5
TOTALS		RPI 1-25	RPI 26-50		W-L RECORDS		RPI 51-100	RPI 101-150	RPI 150+	
22- 7	2- 3	1- 3		OVERALL		10- 1	3- 0	6- 0		
14- 2	2- 0	0- 1		HOME		3- 1	3- 0	6- 0		
6- 4	0- 3	1- 1		AWAY		5- 0	0- 0	0- 0		
2- 1	0- 0	0- 1		NEUTRAL		2- 0	0- 0	0- 0		
12- 1	2- 0	0- 1		NON-CONFERENCE		6- 0	0- 0	4- 0		
8- 0	2- 0	0- 0		HOME		2- 0	0- 0	4- 0		
2- 0	0- 0	0- 0		AWAY		2- 0	0- 0	0- 0		
2- 1	0- 0	0- 1		NEUTRAL		2- 0	0- 0	0- 0		
10- 6	0- 3	1- 2		CONFERENCE		4- 1	3- 0	2- 0		
6- 2	0- 0	0- 1		HOME		1- 1	3- 0	2- 0		
4- 4	0- 3	1- 1		AWAY		3- 0	0- 0	0- 0		
0- 0	0- 0	0- 0		NEUTRAL		0- 0	0- 0	0- 0		

RPI	S	Opponent	Score	RPI	S	Opponent	Score	RPI	S	Opponent	Score	RPI	S	Opponent	Score
1	A	South Carolina	52 60	33	A	Arkansas	84 77	57	A	Alabama	79 74	110	H	Vanderbilt	74 53
14	A	Mississippi St.	57 69	34	A	LSU	58 59	57	H	Alabama	63 76	113	H	Auburn	84 54
20	H	TCU	70 68	34	H	LSU	54 57	58	A	Tennessee	73 71	134	H	Florida	69 42
24	H	Duke	79 58	39	N	Florida St.	58 80	60	H	Oklahoma St.	74 62	167	H	Missouri	72 53
25	A	Kentucky	54 76					63	A	Rice	62 61	202	H	Little Rock	78 35
								70	A	Georgia	64 47	209	H	Houston	72 43
								70	H	Georgia	64 63	236	H	Central Ark.	76 46
								72	N	Georgia Tech	60 48	285	H	Ole Miss	79 35
								79	N	Montana St.	78 67	296	H	Prairie View	80 38
								80	H	A&M-Corpus Christi	85 48				
								85	A	Southern California	74 64				
LAST 10 Division I															
1	A	South Carolina	52 60	110	H	Vanderbilt	74 53								
57	H	Alabama	63 76	14	A	Mississippi St.	57 69								
113	H	Auburn	84 54	34	A	LSU	58 59								
70	A	Georgia	64 47	70	H	Georgia	64 63								
58	A	Tennessee	73 71	167	H	Missouri	72 53								

Non-Div I Games:

Texas A&M

■ Loss,
 ■ Non-Conf, S Site,
 ■ Home
 ■ Away
 N Neutral

Texas Southern

Through Games Of March 3, 2020

Average RPI Win:	272	WON-LOST	WINNING	LAST 10	STRENGTH OF	OPP. STRENGTH	TEAM	ADJ.	CONF.	ADJ CONF.
Average RPI Loss:	110	RECORD	PCT. RANK	GAMES	SCHEDULE	OF SCHEDULE	RPI	RPI	RPI	RPI
DIV. I ONLY	18- 9	75	8-2	275	301	133	133	32	32	
DIV. I NON-CONF.	5- 6	187	0	26	28	50	50	31	31	
TOTALS	RPI 1-25	RPI 26-50	W-L RECORDS	RPI 51-100	RPI 101-150	RPI 150+				
18- 9	0- 2	0- 1	OVERALL	1- 1	1- 2	16- 3				
9- 1	0- 0	0- 0	HOME	1- 0	0- 0	8- 1				
9- 6	0- 2	0- 1	AWAY	0- 1	1- 0	8- 2				
0- 2	0- 0	0- 0	NEUTRAL	0- 0	0- 2	0- 0				
5- 6	0- 2	0- 1	NON-CONFERENCE	1- 1	1- 2	3- 0				
1- 0	0- 0	0- 0	HOME	1- 0	0- 0	0- 0				
4- 4	0- 2	0- 1	AWAY	0- 1	1- 0	3- 0				
0- 2	0- 0	0- 0	NEUTRAL	0- 0	0- 2	0- 0				
13- 3	0- 0	0- 0	CONFERENCE	0- 0	0- 0	13- 3				
8- 1	0- 0	0- 0	HOME	0- 0	0- 0	8- 1				
5- 2	0- 0	0- 0	AWAY	0- 0	0- 0	5- 2				
0- 0	0- 0	0- 0	NEUTRAL	0- 0	0- 0	0- 0				

RPI 1-25				RPI 26-50				RPI 51-100				RPI 101+ Team's RPI: 133			
RPI	S	Opponent	Score	RPI	S	Opponent	Score	RPI	S	Opponent	Score	RPI	S	Opponent	Score
2	A	Oregon	63 99	47	A	Iowa St.	59 79	63	H	Rice	63 56	105	A	UT Arlington	74 63
10	A	Gonzaga	45 80					84	A	Colorado	50 74	114	N	Utah	52 61
												124	N	UAB	68 84
												157	A	Jackson St.	79 81
												157	H	Jackson St.	61 72
												166	A	Tulane	72 62
												207	A	Hawaii	74 57
												242	A	Alabama A&M	65 58
												242	H	Alabama A&M	79 76
												253	H	Southern U.	61 56
												296	A	Prairie View	47 50
												296	H	Prairie View	88 65
												298	A	UTRGV	71 44
												320	A	Alabama St.	81 54
												320	H	Alabama St.	88 59
												325	H	Alcorn	105 70
												327	A	Ark.-Pine Bluff	77 46
												327	H	Ark.-Pine Bluff	78 77
												347	A	Grambling	89 85
												347	H	Grambling	85 62
												351	A	Mississippi Val.	86 79
												351	H	Mississippi Val.	88 58
LAST 10 Division I															
320	H	Alabama St.	88 59	157	H	Jackson St.	61 72								
242	H	Alabama A&M	79 76	296	A	Prairie View	47 50								
327	A	Ark.-Pine Bluff	77 46	320	A	Alabama St.	81 54								
351	A	Mississippi Val.	86 79	242	A	Alabama A&M	65 58								
347	H	Grambling	85 62	327	H	Ark.-Pine Bluff	78 77								

Non-Div I Games:

Texas Southern

■ Loss,
 ■ Non-Conf,
 ■ S Site,
 ■ Home
 ■ A Away
 N Neutral

Average RPI Win: 224	WON-LOST	WINNING	LAST 10	STRENGTH OF	OPP. STRENGTH	TEAM	ADJ.	CONF.	ADJ CONF.
Average RPI Loss: 175	RECORD	PCT. RANK	GAMES	SCHEDULE	OF SCHEDULE	RPI	RPI	RPI	RPI
DIV. I ONLY	10- 15	232	5-5	211	235	252	252	21	21
DIV. I NON-CONF.	5- 4	140	0	209	236	141	141	20	20
TOTALS	RPI 1-25	RPI 26-50	W-L RECORDS	RPI 51-100	RPI 101-150	RPI 150+			
10- 15	0- 1	0- 1	OVERALL	1- 2	1- 2	8- 9			
7- 6	0- 0	0- 0	HOME	1- 1	1- 0	5- 5			
3- 9	0- 1	0- 1	AWAY	0- 1	0- 2	3- 4			
0- 0	0- 0	0- 0	NEUTRAL	0- 0	0- 0	0- 0			
5- 4	0- 1	0- 0	NON-CONFERENCE	1- 0	0- 1	4- 2			
4- 0	0- 0	0- 0	HOME	1- 0	0- 0	3- 0			
1- 4	0- 1	0- 0	AWAY	0- 0	0- 1	1- 2			
0- 0	0- 0	0- 0	NEUTRAL	0- 0	0- 0	0- 0			
5- 11	0- 0	0- 1	CONFERENCE	0- 2	1- 1	4- 7			
3- 6	0- 0	0- 0	HOME	0- 1	1- 0	2- 5			
2- 5	0- 0	0- 1	AWAY	0- 1	0- 1	2- 2			
0- 0	0- 0	0- 0	NEUTRAL	0- 0	0- 0	0- 0			

RPI 1-25				RPI 26-50				RPI 51-100				RPI 101+ Team's RPI: 252			
RPI	S	Opponent	Score	RPI	S	Opponent	Score	RPI	S	Opponent	Score	RPI	S	Opponent	Score
20	A	TCU	52 79	43	A	Troy	50 84	80	H	A&M-Corpus Christi	57 48	105	A	UT Arlington	49 69
								82	A	Coastal Caro.	67 75	105	H	UT Arlington	72 55
								82	H	Coastal Caro.	59 69	119	A	Kansas	48 68
												172	H	New Orleans	51 49
												174	A	Dartmouth	61 51
												186	H	Louisiana	67 73
												202	A	Little Rock	50 47
												202	H	Little Rock	66 78
												217	A	Oral Roberts	57 63
												238	A	South Alabama	76 78
												243	A	Morgan St.	62 72
												246	A	Appalachian St.	65 73
												246	H	Appalachian St.	47 59
												254	A	Arkansas St.	83 69
												254	H	Arkansas St.	53 56
												300	H	Ga. Southern	72 68
												311	H	UTSA	74 69
												313	H	Georgia St.	67 62
												325	H	Alcorn	67 59
												348	H	La.-Monroe	55 58
LAST 10 Division I															
				313	H	Georgia St.	67 62					246	H	Appalachian St.	47 59
				300	H	Ga. Southern	72 68					82	H	Coastal Caro.	59 69
				105	A	UT Arlington	49 69					105	H	UT Arlington	72 55
				254	A	Arkansas St.	83 69					238	A	South Alabama	76 78
				202	A	Little Rock	50 47					43	A	Troy	50 84

Non-Div I Games: Texas Lutheran 72 31 Tex. Permian Basin 83 45

Texas St.

Average RPI Win:	206	WON-LOST	WINNING	LAST 10	STRENGTH OF	OPP. STRENGTH	TEAM	ADJ.	CONF.	ADJ CONF.
Average RPI Loss:	53	RECORD	PCT. RANK	GAMES	SCHEDULE	OF SCHEDULE	RPI	RPI	RPI	RPI
DIV. I ONLY	17- 10	94	4-6	180	74	127	127	3	3	
DIV. I NON-CONF.	11- 0	1	0	350	345	155	155	3	3	
TOTALS	RPI 1-25	RPI 26-50	W-L RECORDS	RPI 51-100	RPI 101-150	RPI 150+				
17- 10	2- 2	1- 3	OVERALL	2- 4	3- 1	9- 0				
13- 4	1- 1	0- 2	HOME	2- 1	2- 0	8- 0				
3- 6	1- 1	1- 1	AWAY	0- 3	1- 1	0- 0				
1- 0	0- 0	0- 0	NEUTRAL	0- 0	0- 0	1- 0				
11- 0	0- 0	0- 0	NON-CONFERENCE	0- 0	2- 0	9- 0				
9- 0	0- 0	0- 0	HOME	0- 0	1- 0	8- 0				
1- 0	0- 0	0- 0	AWAY	0- 0	1- 0	0- 0				
1- 0	0- 0	0- 0	NEUTRAL	0- 0	0- 0	1- 0				
6- 10	2- 2	1- 3	CONFERENCE	2- 4	1- 1	0- 0				
4- 4	1- 1	0- 2	HOME	2- 1	1- 0	0- 0				
2- 6	1- 1	1- 1	AWAY	0- 3	0- 1	0- 0				
0- 0	0- 0	0- 0	NEUTRAL	0- 0	0- 0	0- 0				

RPI 1-25				RPI 26-50				RPI 51-100				RPI 101+ Team's RPI: 127			
RPI	S	Opponent	Score	RPI	S	Opponent	Score	RPI	S	Opponent	Score	RPI	S	Opponent	Score
4	A	Baylor	79 87	44	A	Texas	66 92	60	A	Oklahoma St.	58 74	112	A	San Diego	64 60
4	H	Baylor	62 77	44	H	Texas	66 81	60	H	Oklahoma St.	109 79	119	A	Kansas	50 67
20	A	TCU	80 76	47	A	Iowa St.	77 74	66	A	West Virginia	60 67	119	H	Kansas	89 72
20	H	TCU	87 83	47	H	Iowa St.	66 96	71	A	Kansas St.	70 84	150	H	Sam Houston St.	99 57
								71	H	Kansas St.	72 76	285	H	Ole Miss	84 48
								78	H	Oklahoma	89 84	296	H	Prairie View	82 48
												311	H	UTSA	115 58
												321	H	Houston Baptist	59 51
												327	H	Ark.-Pine Bluff	81 55
												336	H	Northwestern St.	79 49
												339	N	Purdue Fort Wayne	82 48
												341	H	Florida A&M	98 60
												348	H	La.-Monroe	83 38
LAST 10 Division I															
20	H	TCU	87 83	119	H	Kansas	89 72								
60	A	Oklahoma St.	58 74	44	H	Texas	66 81								
47	A	Iowa St.	77 74	71	A	Kansas St.	70 84								
4	H	Baylor	62 77	60	H	Oklahoma St.	109 79								
66	A	West Virginia	60 67	4	A	Baylor	79 87								

Non-Div I Games:

Texas Tech

■ Loss,
■ Non-Conf,
■ S Site,
■ H Home
■ A Away
N Neutral

T
o
l
e
d
o

Toledo				Through Games Of March 3, 2020						
Average RPI Win:	194	WON-LOST	WINNING	LAST 10	STRENGTH OF	OPP. STRENGTH	TEAM	ADJ.	CONF.	ADJ CONF.
Average RPI Loss:	115	RECORD	PCT. RANK	GAMES	SCHEDULE	OF SCHEDULE	RPI	RPI	RPI	RPI
DIV. I ONLY		11- 16	228	2-8	98	145	180	180	10	10
DIV. I NON-CONF.		5- 6	187	0	168	223	196	196	10	10

TOTALS	RPI 1-25	RPI 26-50		W-L RECORDS		RPI 51-100	RPI 101-150		RPI 150+	
11- 16	0- 1	0- 2		OVERALL		1- 4	4- 5		6- 4	
6- 6	0- 0	0- 1		HOME		1- 1	2- 2		3- 2	
4- 9	0- 1	0- 0		AWAY		0- 3	1- 3		3- 2	
1- 1	0- 0	0- 1		NEUTRAL		0- 0	1- 0		0- 0	
5- 6	0- 0	0- 2		NON-CONFERENCE		1- 1	1- 2		3- 1	
2- 3	0- 0	0- 1		HOME		1- 0	0- 1		1- 1	
2- 2	0- 0	0- 0		AWAY		0- 1	0- 1		2- 0	
1- 1	0- 0	0- 1		NEUTRAL		0- 0	1- 0		0- 0	
6- 10	0- 1	0- 0		CONFERENCE		0- 3	3- 3		3- 3	
4- 3	0- 0	0- 0		HOME		0- 1	2- 1		2- 1	
2- 7	0- 1	0- 0		AWAY		0- 2	1- 2		1- 2	
0- 0	0- 0	0- 0		NEUTRAL		0- 0	0- 0		0- 0	

RPI 1-25				RPI 26-50				RPI 51-100				RPI 101+ Team's RPI: 180			
RPI S	Opponent	Score		RPI S	Opponent	Score		RPI S	Opponent	Score		RPI S	Opponent	Score	
16 A	Central Mich.	66	73	43 N	Troy	64	71	55 H	Belmont	53	48	102 A	Kent St.	68	87
				49 H	Dayton	42	60	59 A	Ball St.	60	66	102 H	Kent St.	69	60
								59 H	Ball St.	58	60	122 A	Duquesne	74	79
								87 A	Ohio	58	86	129 A	Buffalo	78	62
								100 A	Notre Dame	51	54	129 H	Buffalo	71	59
												135 N	Pacific	66	65
												145 A	Western Mich.	72	84
												145 H	Western Mich.	58	70
												149 H	Valparaiso	54	61
												153 H	Akron	65	61
												175 A	Eastern Mich.	46	64
												175 H	Eastern Mich.	62	77
												188 A	Northern Ill.	63	51
												201 H	Memphis	76	83
												212 A	Miami (OH)	83	92
												256 H	Bowling Green	79	72
												313 A	Georgia St.	74	48
												332 A	Detroit Mercy	82	64
												338 H	Canisius	83	65

LAST 10 Division I															
175 A	Eastern Mich.	46	64	59 H	Ball St.	58	60								
59 A	Ball St.	60	66	129 A	Buffalo	78	62								
145 H	Western Mich.	58	70	212 A	Miami (OH)	83	92								
87 A	Ohio	58	86	102 H	Kent St.	69	60								
102 A	Kent St.	68	87	175 H	Eastern Mich.	62	77								

Non-Div I Games:

Toledo

T
o
l
e
d
o

Average RPI Win: 224	WON-LOST	WINNING	LAST 10	STRENGTH OF	OPP. STRENGTH	TEAM	ADJ.	CONF.	ADJ CONF.
Average RPI Loss: 113	RECORD	PCT. RANK	GAMES	SCHEDULE	OF SCHEDULE	RPI	RPI	RPI	RPI
DIV. I ONLY	13- 13	173	5-5	167	122	183	183	14	14
DIV. I NON-CONF.	4- 6	212	0	160	72	222	222	13	13
TOTALS	RPI 1-25	RPI 26-50	W-L RECORDS	RPI 51-100	RPI 101-150	RPI 150+			
13- 13	0- 1	1- 4	OVERALL	0- 0	1- 3	11- 5			
9- 5	0- 0	1- 1	HOME	0- 0	1- 2	7- 2			
3- 7	0- 0	0- 3	AWAY	0- 0	0- 1	3- 3			
1- 1	0- 1	0- 0	NEUTRAL	0- 0	0- 0	1- 0			
4- 6	0- 1	0- 1	NON-CONFERENCE	0- 0	1- 2	3- 2			
3- 2	0- 0	0- 0	HOME	0- 0	1- 1	2- 1			
0- 3	0- 0	0- 1	AWAY	0- 0	0- 1	0- 1			
1- 1	0- 1	0- 0	NEUTRAL	0- 0	0- 0	1- 0			
9- 7	0- 0	1- 3	CONFERENCE	0- 0	0- 1	8- 3			
6- 3	0- 0	1- 1	HOME	0- 0	0- 1	5- 1			
3- 4	0- 0	0- 2	AWAY	0- 0	0- 0	3- 2			
0- 0	0- 0	0- 0	NEUTRAL	0- 0	0- 0	0- 0			

RPI 1-25			RPI 26-50			RPI 51-100			RPI 101+ Team's RPI: 183		
RPI	S	Opponent	Score	RPI	S	Opponent	Score	RPI	S	Opponent	Score
12	N	Iowa	72 100	36	A	James Madison	39 81	109	H	William & Mary	75 83
				36	H	James Madison	76 75	112	A	San Diego	67 81
				40	A	Drexel	50 59	116	H	Temple	59 74
				40	H	Drexel	60 63	141	H	Mt. St. Mary's	73 57
				42	A	Rutgers	53 67	151	A	Northeastern	63 66
								151	H	Northeastern	81 68
								177	H	Elon	61 74
								179	A	Delaware	62 69
								179	H	Delaware	76 66
								198	H	American	63 60
								214	H	Penn St.	67 73
								239	A	San Diego St.	72 80
								244	H	Marshall	59 56
								249	N	Iona	75 58
								261	A	Col. of Charleston	79 62
								261	H	Col. of Charleston	83 72
								271	A	UNCW	62 41
								271	H	UNCW	78 45
								324	A	Hofstra	71 54
								324	H	Hofstra	84 71
LAST 10 Division I											
40	H	Drexel	60 63	271	H	UNCW	78 45				
179	H	Delaware	76 66	36	A	James Madison	39 81				
151	A	Northeastern	63 66	179	A	Delaware	62 69				
324	A	Hofstra	71 54	40	A	Drexel	50 59				
261	H	Col. of Charleston	83 72	324	H	Hofstra	84 71				

Non-Div I Games: Chestnut Hill 86 49

Towson

■ Loss,
 ■ Non-Conf,
 ■ S Site,
 ■ H Home
 ■ A Away
 N Neutral

Average RPI Win:	220	WON-LOST	WINNING	LAST 10	STRENGTH OF	OPP. STRENGTH	TEAM	ADJ.	CONF.	ADJ CONF.
Average RPI Loss:	77	RECORD	PCT. RANK	GAMES	SCHEDULE	OF SCHEDULE	RPI	RPI	RPI	RPI
DIV. I ONLY	21- 4	21	9-1	168	220	43	43	21	21	
DIV. I NON-CONF.	7- 2	53	0	80	78	23	23	20	20	
TOTALS	RPI 1-25	RPI 26-50	W-L RECORDS	RPI 51-100	RPI 101-150	RPI 150+				
21- 4	0- 2	0- 0	OVERALL	1- 1	3- 0	17- 1				
10- 1	0- 0	0- 0	HOME	1- 0	1- 0	8- 1				
9- 3	0- 2	0- 0	AWAY	0- 1	1- 0	8- 0				
2- 0	0- 0	0- 0	NEUTRAL	0- 0	1- 0	1- 0				
7- 2	0- 2	0- 0	NON-CONFERENCE	0- 0	2- 0	5- 0				
2- 0	0- 0	0- 0	HOME	0- 0	0- 0	2- 0				
3- 2	0- 2	0- 0	AWAY	0- 0	1- 0	2- 0				
2- 0	0- 0	0- 0	NEUTRAL	0- 0	1- 0	1- 0				
14- 2	0- 0	0- 0	CONFERENCE	1- 1	1- 0	12- 1				
8- 1	0- 0	0- 0	HOME	1- 0	1- 0	6- 1				
6- 1	0- 0	0- 0	AWAY	0- 1	0- 0	6- 0				
0- 0	0- 0	0- 0	NEUTRAL	0- 0	0- 0	0- 0				

RPI 1-25				RPI 26-50				Team's RPI: 43				RPI 51-100				RPI 101+			
RPI	S	Opponent	Score	RPI	S	Opponent	Score	RPI	S	Opponent	Score	RPI	S	Opponent	Score	RPI	S	Opponent	Score
14	A	Mississippi St.	82 122					82	A	Coastal Caro.	103 124	102	N	Kent St.	71 64				
24	A	Duke	85 99					82	H	Coastal Caro.	84 77	105	H	UT Arlington	85 69				
												106	A	Bethune-Cookman	68 62				
												169	A	Samford	74 65				
												180	N	Toledo	71 64				
												186	A	Louisiana	67 64				
												186	H	Louisiana	73 79				
												191	A	Chattanooga	90 51				
												202	H	Little Rock	77 59				
												235	H	Jacksonville St.	94 64				
												238	A	South Alabama	77 73				
												238	H	South Alabama	85 68				
												246	A	Appalachian St.	81 61				
												246	H	Appalachian St.	84 55				
												252	H	Texas St.	84 50				
												254	H	Arkansas St.	79 64				
												289	H	ETSU	79 61				
												300	A	Ga. Southern	79 69				
												313	A	Georgia St.	71 57				
												348	A	La.-Monroe	72 65				
												348	H	La.-Monroe	77 65				
LAST 10 Division I																			
238	A	South Alabama	77 73	186	A	Louisiana	67 64												
254	H	Arkansas St.	79 64	348	H	La.-Monroe	77 65												
202	H	Little Rock	77 59	238	H	South Alabama	85 68												
246	A	Appalachian St.	81 61	105	H	UT Arlington	85 69												
82	A	Coastal Caro.	103 124	252	H	Texas St.	84 50												

Non-Div I Games: AUM 72 42 Fort Valley St. 101 52

Troy

Tulane

Through Games Of March 3, 2020

Average RPI Win:	180	WON-LOST	WINNING	LAST 10	STRENGTH OF	OPP. STRENGTH	TEAM	ADJ.	CONF.	ADJ CONF.
Average RPI Loss:	109	RECORD	PCT. RANK	GAMES	SCHEDULE	OF SCHEDULE	RPI	RPI	RPI	RPI
DIV. I ONLY	13- 16	199	2-8	84	86	166	166	9	9	
DIV. I NON-CONF.	5- 8	221	0	86	100	199	199	9	9	
TOTALS	RPI 1-25	RPI 26-50	W-L RECORDS	RPI 51-100	RPI 101-150	RPI 150+				
13- 16	0- 1	1- 2	OVERALL	1- 7	2- 1	9- 5				
8- 9	0- 0	1- 2	HOME	1- 3	1- 1	5- 3				
5- 5	0- 1	0- 0	AWAY	0- 2	1- 0	4- 2				
0- 2	0- 0	0- 0	NEUTRAL	0- 2	0- 0	0- 0				
5- 8	0- 0	0- 2	NON-CONFERENCE	0- 4	1- 1	4- 1				
3- 6	0- 0	0- 2	HOME	0- 2	0- 1	3- 1				
2- 0	0- 0	0- 0	AWAY	0- 0	1- 0	1- 0				
0- 2	0- 0	0- 0	NEUTRAL	0- 2	0- 0	0- 0				
8- 8	0- 1	1- 0	CONFERENCE	1- 3	1- 0	5- 4				
5- 3	0- 0	1- 0	HOME	1- 1	1- 0	2- 2				
3- 5	0- 1	0- 0	AWAY	0- 2	0- 0	3- 2				
0- 0	0- 0	0- 0	NEUTRAL	0- 0	0- 0	0- 0				

RPI S	Opponent	Score	RPI S	Opponent	Score	RPI S	Opponent	Score	RPI S	Opponent	Score	Team's RPI: 166
6	A UConn	31 74	34	H LSU	54 59	53	N Charlotte	56 60	116	H Temple	53 50	
			37	H UCF	60 59	57	H Alabama	56 66	125	A Washington	64 62	
			50	H Middle Tenn.	62 64	65	N Boston College	76 89	133	H Texas Southern	62 72	
						68	A South Fla.	56 63	157	H Jackson St.	82 46	
						68	H South Fla.	43 53	170	A Wichita St.	61 56	
						77	A Cincinnati	63 87	170	H Wichita St.	68 69	
						77	H Cincinnati	64 59	201	A Memphis	62 64	
						84	H Colorado	52 62	201	H Memphis	59 55	
									203	A Southern Miss.	62 58	
									209	H Houston	60 66	
									222	A SMU	67 66	
									234	A East Carolina	50 53	
									236	H Central Ark.	65 38	
									238	H South Alabama	53 62	
									245	A Tulsa	50 46	
									245	H Tulsa	64 62	
									300	H Ga. Southern	56 40	
LAST 10 Division I												
116	H Temple	53 50	68	H South Fla.	43 53							
234	A East Carolina	50 53	201	A Memphis	62 64							
77	A Cincinnati	63 87	209	H Houston	60 66							
6	A UConn	31 74	245	A Tulsa	50 46							
170	H Wichita St.	68 69	68	A South Fla.	56 63							

Non-Div I Games:

Tulane

Loss, Non-Conf, S Site, H Home A Away N Neutral

Average RPI Win: 227	WON-LOST	WINNING	LAST 10	STRENGTH OF	OPP. STRENGTH	TEAM	ADJ.	CONF.	ADJ CONF.
Average RPI Loss: 120	RECORD	PCT. RANK	GAMES	SCHEDULE	OF SCHEDULE	RPI	RPI	RPI	RPI
DIV. I ONLY	9- 20	285	3-7	127	93	245	245	9	9
DIV. I NON-CONF.	5- 8	221	0	114	149	204	204	9	9
TOTALS	RPI 1-25	RPI 26-50	W-L RECORDS	RPI 51-100	RPI 101-150	RPI 150+			
9- 20	0- 1	0- 4	OVERALL	0- 5	1- 1	8- 9			
7- 7	0- 0	0- 1	HOME	0- 3	0- 1	7- 2			
2- 11	0- 1	0- 1	AWAY	0- 2	1- 0	1- 7			
0- 2	0- 0	0- 2	NEUTRAL	0- 0	0- 0	0- 0			
5- 8	0- 0	0- 3	NON-CONFERENCE	0- 3	0- 0	5- 2			
4- 2	0- 0	0- 0	HOME	0- 2	0- 0	4- 0			
1- 4	0- 0	0- 1	AWAY	0- 1	0- 0	1- 2			
0- 2	0- 0	0- 2	NEUTRAL	0- 0	0- 0	0- 0			
4- 12	0- 1	0- 1	CONFERENCE	0- 2	1- 1	3- 7			
3- 5	0- 0	0- 1	HOME	0- 1	0- 1	3- 2			
1- 7	0- 1	0- 0	AWAY	0- 1	1- 0	0- 5			
0- 0	0- 0	0- 0	NEUTRAL	0- 0	0- 0	0- 0			

RPI	S	Opponent	Score	RPI	S	Opponent	Score	RPI	S	Opponent	Score	RPI	S	Opponent	Score	Team's RPI: 245
6	A	UConn	34 92	28	N	Marquette	60 61	60	H	Oklahoma St.	48 78	116	A	Temple	68 64	
				31	N	Western Ky.	63 76	68	H	South Fla.	52 68	116	H	Temple	65 74	
				33	A	Arkansas	41 91	77	A	Cincinnati	53 78	166	A	Tulane	62 64	
				37	H	UCF	49 62	90	A	Abilene Christian	63 73	166	H	Tulane	46 50	
								95	H	SFA	63 67	170	A	Wichita St.	46 57	
												170	H	Wichita St.	61 70	
												201	A	Memphis	44 63	
												202	A	Little Rock	51 63	
												209	H	Houston	71 64	
												213	A	UTEP	58 51	
												217	H	Oral Roberts	67 65	
												222	A	SMU	38 57	
												222	H	SMU	65 58	
												226	A	Stetson	60 66	
												234	A	East Carolina	42 59	
												234	H	East Carolina	58 56	
												254	H	Arkansas St.	79 77	
												287	H	LMU (CA)	75 56	
												288	H	Colorado St.	61 55	
LAST 10 Division I																
				209	H	Houston	71 64	77	A	Cincinnati	53 78					
				116	A	Temple	68 64	37	H	UCF	49 62					
				170	H	Wichita St.	61 70	201	A	Memphis	44 63					
				234	A	East Carolina	42 59	166	H	Tulane	46 50					
				222	H	SMU	65 58	222	A	SMU	38 57					

Non-Div I Games:

Tulsa

Average RPI Win:	215	WON-LOST	WINNING	LAST 10	STRENGTH OF	OPP. STRENGTH	TEAM	ADJ.	CONF.	ADJ CONF.
Average RPI Loss:	96	RECORD	PCT. RANK	GAMES	SCHEDULE	OF SCHEDULE	RPI	RPI	RPI	RPI
DIV. I ONLY	16- 10	108	7-3	170	129	124	124	13	13	
DIV. I NON-CONF.	6- 4	123	0	240	165	168	168	16	16	
TOTALS	RPI 1-25	RPI 26-50	W-L RECORDS	RPI 51-100	RPI 101-150	RPI 150+				
16- 10	1- 0	1- 2	OVERALL	0- 6	2- 0	12- 2				
9- 4	1- 0	0- 1	HOME	0- 3	1- 0	7- 0				
6- 5	0- 0	1- 1	AWAY	0- 2	0- 0	5- 2				
1- 1	0- 0	0- 0	NEUTRAL	0- 1	1- 0	0- 0				
6- 4	0- 0	0- 0	NON-CONFERENCE	0- 3	2- 0	4- 1				
4- 1	0- 0	0- 0	HOME	0- 1	1- 0	3- 0				
1- 2	0- 0	0- 0	AWAY	0- 1	0- 0	1- 1				
1- 1	0- 0	0- 0	NEUTRAL	0- 1	1- 0	0- 0				
10- 6	1- 0	1- 2	CONFERENCE	0- 3	0- 0	8- 1				
5- 3	1- 0	0- 1	HOME	0- 2	0- 0	4- 0				
5- 3	0- 0	1- 1	AWAY	0- 1	0- 0	4- 1				
0- 0	0- 0	0- 0	NEUTRAL	0- 0	0- 0	0- 0				

RPI	S	Opponent	Score	RPI	S	Opponent	Score	RPI	S	Opponent	Score	RPI	S	Opponent	Score	Team's RPI: 124
23	H	Old Dominion	76 65	31	A	Western Ky.	65 69	53	H	Charlotte	75 83	113	H	Auburn	80 75	
				50	A	Middle Tenn.	61 59	63	A	Rice	53 64	133	N	Texas Southern	84 68	
				50	H	Middle Tenn.	52 62	63	H	Rice	65 74	169	H	Samford	76 69	
								78	A	Oklahoma	75 82	193	H	Fla. Atlantic	92 73	
								84	N	Colorado	69 77	201	A	Memphis	52 77	
								96	H	Boise St.	81 83	203	A	Southern Miss.	74 68	
												213	H	UTEP	63 51	
												238	H	South Alabama	77 61	
												244	A	Marshall	56 61	
												247	A	North Texas	51 50	
												272	A	Louisiana Tech	71 51	
												301	H	FIU	71 58	
												311	A	UTSA	87 51	
												311	H	UTSA	94 55	
												325	A	Alcorn	86 65	
												345	H	McNeese	97 70	
LAST 10 Division I																
311	A	UTSA	87 51	63	A	Rice	53 64									
63	H	Rice	65 74	213	H	UTEP	63 51									
50	A	Middle Tenn.	61 59	311	H	UTSA	94 55									
50	H	Middle Tenn.	52 62	272	A	Louisiana Tech	71 51									
247	A	North Texas	51 50	203	A	Southern Miss.	74 68									

Non-Div I Games: Ala.-Huntsville 74 57 Tuskegee 103 60

UAB

Loss, Non-Conf, S Site, H Home A Away N Neutral

Average RPI Win:	249	WON-LOST	WINNING	LAST 10	STRENGTH OF	OPP. STRENGTH	TEAM	ADJ.	CONF.	ADJ CONF.
Average RPI Loss:	167	RECORD	PCT. RANK	GAMES	SCHEDULE	OF SCHEDULE	RPI	RPI	RPI	RPI
DIV. I ONLY	15- 11	132	8-2	228	240	165	165	28	28	
DIV. I NON-CONF.	4- 8	235	0	143	101	218	218	26	26	
TOTALS	RPI 1-25	RPI 26-50	W-L RECORDS	RPI 51-100	RPI 101-150	RPI 150+				
15- 11	0- 1	0- 0	OVERALL	0- 3	1- 0	14- 7				
10- 3	0- 0	0- 0	HOME	0- 0	1- 0	9- 3				
5- 8	0- 1	0- 0	AWAY	0- 3	0- 0	5- 4				
0- 0	0- 0	0- 0	NEUTRAL	0- 0	0- 0	0- 0				
4- 8	0- 1	0- 0	NON-CONFERENCE	0- 3	1- 0	3- 4				
3- 2	0- 0	0- 0	HOME	0- 0	1- 0	2- 2				
1- 6	0- 1	0- 0	AWAY	0- 3	0- 0	1- 2				
0- 0	0- 0	0- 0	NEUTRAL	0- 0	0- 0	0- 0				
11- 3	0- 0	0- 0	CONFERENCE	0- 0	0- 0	11- 3				
7- 1	0- 0	0- 0	HOME	0- 0	0- 0	7- 1				
4- 2	0- 0	0- 0	AWAY	0- 0	0- 0	4- 2				
0- 0	0- 0	0- 0	NEUTRAL	0- 0	0- 0	0- 0				

RPI 1-25			RPI 26-50			RPI 51-100			RPI 101+ Team's RPI: 165		
RPI	S	Opponent	Score	RPI	S	Opponent	Score	RPI	S	Opponent	Score
8	A	Stanford	55 67					61	A	Fresno St.	65 73
								79	A	Montana St.	65 77
								86	A	Minnesota	67 76
								130	H	Boston U.	75 68
								162	A	Northern Ariz.	71 61
								194	A	Pepperdine	67 70
								195	H	Santa Clara	61 62
								197	A	Saint Mary's (CA)	74 83
								204	H	San Francisco	79 67
								207	A	Hawaii	65 48
								207	H	Hawaii	62 49
								216	A	Cal St. Fullerton	72 61
								216	H	Cal St. Fullerton	61 71
								223	H	Portland St.	70 76
								264	A	UC Santa Barbara	56 46
								264	H	UC Santa Barbara	66 63
								276	A	UC Irvine	68 73
								276	H	UC Irvine	65 53
								283	H	CSUN	61 39
								292	H	Long Beach St.	57 55
								303	H	Sacramento St.	77 75
								304	A	UC Riverside	70 75
								304	H	UC Riverside	78 69
								310	A	Cal Poly	42 36
								310	H	Cal Poly	71 58
LAST 10 Division I											
304	H	UC Riverside	78 69	276	A	UC Irvine	68 73				
207	A	Hawaii	65 48	216	A	Cal St. Fullerton	72 61				
216	H	Cal St. Fullerton	61 71	264	H	UC Santa Barbara	66 63				
276	H	UC Irvine	65 53	283	H	CSUN	61 39				
310	H	Cal Poly	71 58	310	A	Cal Poly	42 36				

Non-Div I Games: William Jessup 96 32

UC Davis

Average RPI Win:	246	WON-LOST	WINNING	LAST 10	STRENGTH OF	OPP. STRENGTH	TEAM	ADJ.	CONF.	ADJ CONF.
Average RPI Loss:	195	RECORD	PCT. RANK	GAMES	SCHEDULE	OF SCHEDULE	RPI	RPI	RPI	RPI
DIV. I ONLY	10- 17	252	6-4	264	242	276	276	28	28	
DIV. I NON-CONF.	3- 10	282	0	205	117	291	291	26	26	
TOTALS	RPI 1-25	RPI 26-50	W-L RECORDS	RPI 51-100	RPI 101-150	RPI 150+				
10- 17	0- 1	0- 0	OVERALL	0- 0	1- 4	9- 12				
6- 4	0- 0	0- 0	HOME	0- 0	1- 0	5- 4				
3- 9	0- 1	0- 0	AWAY	0- 0	0- 1	3- 7				
1- 4	0- 0	0- 0	NEUTRAL	0- 0	0- 3	1- 1				
3- 10	0- 1	0- 0	NON-CONFERENCE	0- 0	1- 4	2- 5				
2- 1	0- 0	0- 0	HOME	0- 0	1- 0	1- 1				
0- 5	0- 1	0- 0	AWAY	0- 0	0- 1	0- 3				
1- 4	0- 0	0- 0	NEUTRAL	0- 0	0- 3	1- 1				
7- 7	0- 0	0- 0	CONFERENCE	0- 0	0- 0	7- 7				
4- 3	0- 0	0- 0	HOME	0- 0	0- 0	4- 3				
3- 4	0- 0	0- 0	AWAY	0- 0	0- 0	3- 4				
0- 0	0- 0	0- 0	NEUTRAL	0- 0	0- 0	0- 0				

RPI 1-25			RPI 26-50			RPI 51-100			RPI 101+ Team's RPI: 276		
RPI	S	Opponent	Score	RPI	S	Opponent	Score	RPI	S	Opponent	Score
18	A	Oregon St.	57 86					107	A	Washington St.	59 87
								110	N	Vanderbilt	63 76
								132	N	Davidson	72 78
								142	N	North Ala.	60 88
								147	H	San Jose St.	79 77
								165	A	UC Davis	53 65
								165	H	UC Davis	73 68
								176	A	Southern Utah	68 82
								204	N	San Francisco	61 68
								207	A	Hawaii	70 94
								207	H	Hawaii	72 71
								216	H	Cal St. Fullerton	82 75
								222	A	SMU	56 59
								223	H	Portland St.	61 70
								223	N	Portland St.	83 75
								229	A	Denver	75 83
								264	A	UC Santa Barbara	57 67
								264	H	UC Santa Barbara	61 65
								283	A	CSUN	62 70
								283	H	CSUN	51 56
								287	H	LMU (CA)	80 65
								292	A	Long Beach St.	70 61
								292	H	Long Beach St.	46 56
								304	A	UC Riverside	77 53
								304	A	UC Riverside	77 53
								310	A	Cal Poly	68 57
								310	H	Cal Poly	54 51
LAST 10 Division I											
207	H	Hawaii	72 71	165	H	UC Davis	73 68				
310	H	Cal Poly	54 51	264	A	UC Santa Barbara	57 67				
292	A	Long Beach St.	70 61	304	A	UC Riverside	77 53				
165	A	UC Davis	53 65	207	A	Hawaii	70 94				
216	H	Cal St. Fullerton	82 75	292	H	Long Beach St.	46 56				

Non-Div I Games: Westcliff 93 41

UC Irvine

■ Loss,
 ■ Non-Conf, S Site,
 ■ Home
 ■ Away
 N Neutral

UC Riverside

Through Games Of March 3, 2020

Average RPI Win:	269	WON-LOST	WINNING	LAST 10	STRENGTH OF	OPP. STRENGTH	TEAM	ADJ.	CONF.	ADJ CONF.
Average RPI Loss:	202	RECORD	PCT. RANK	GAMES	SCHEDULE	OF SCHEDULE	RPI	RPI	RPI	RPI
DIV. I ONLY	8- 20	294	2-8	238	279	304	304	28	28	
DIV. I NON-CONF.	4- 10	259	0	182	227	261	261	26	26	
TOTALS	RPI 1-25	RPI 26-50	W-L RECORDS	RPI 51-100	RPI 101-150	RPI 150+				
8- 20	0- 1	0- 1	OVERALL	0- 2	0- 1	8- 15				
6- 6	0- 0	0- 0	HOME	0- 1	0- 0	6- 5				
2- 14	0- 1	0- 1	AWAY	0- 1	0- 1	2- 10				
0- 0	0- 0	0- 0	NEUTRAL	0- 0	0- 0	0- 0				
4- 10	0- 1	0- 1	NON-CONFERENCE	0- 2	0- 1	4- 5				
3- 2	0- 0	0- 0	HOME	0- 1	0- 0	3- 1				
1- 8	0- 1	0- 1	AWAY	0- 1	0- 1	1- 4				
0- 0	0- 0	0- 0	NEUTRAL	0- 0	0- 0	0- 0				
4- 10	0- 0	0- 0	CONFERENCE	0- 0	0- 0	4- 10				
3- 4	0- 0	0- 0	HOME	0- 0	0- 0	3- 4				
1- 6	0- 0	0- 0	AWAY	0- 0	0- 0	1- 6				
0- 0	0- 0	0- 0	NEUTRAL	0- 0	0- 0	0- 0				

RPI 1-25				RPI 26-50				RPI 51-100				RPI 101+ Team's RPI: 304			
RPI	S	Opponent	Score	RPI	S	Opponent	Score	RPI	S	Opponent	Score	RPI	S	Opponent	Score
2	A	Oregon	41 84	27	A	Arizona	27 70	85	H	Southern California	59 76	131	A	California	61 84
								97	A	VCU	51 67	165	A	UC Davis	69 78
												165	H	UC Davis	75 70
												176	A	Southern Utah	68 79
												207	A	Hawaii	57 80
												207	H	Hawaii	59 65
												213	A	UTEP	50 63
												216	A	Cal St. Fullerton	61 71
												216	H	Cal St. Fullerton	45 68
												227	A	New Mexico	70 80
												251	H	CSU Bakersfield	53 52
												264	A	UC Santa Barbara	47 65
												264	H	UC Santa Barbara	66 61
												276	H	UC Irvine	53 77
												283	A	CSUN	67 62
												288	A	Colorado St.	40 52
												291	H	California Baptist	80 64
												292	A	Long Beach St.	67 73
												292	H	Long Beach St.	58 57
												295	H	Utah Valley	67 53
												310	A	Cal Poly	70 75
												310	H	Cal Poly	52 62
												312	A	New Mexico St.	60 58
												322	H	Weber St.	54 64
LAST 10 Division I															
				165	A	UC Davis	69 78					216	A	Cal St. Fullerton	61 71
				216	H	Cal St. Fullerton	45 68					283	A	CSUN	67 62
				264	A	UC Santa Barbara	47 65					276	H	UC Irvine	53 77
				310	H	Cal Poly	52 62					292	A	Long Beach St.	67 73
				292	H	Long Beach St.	58 57					207	H	Hawaii	59 65

Non-Div I Games:

UC Riverside

■ Loss,
 ■ Non-Conf,
 ■ S Site,
 ■ Home
 ■ A Away
 N Neutral

Average RPI Win:	267	WON-LOST	WINNING	LAST 10	STRENGTH OF	OPP. STRENGTH	TEAM	ADJ.	CONF.	ADJ CONF.
Average RPI Loss:	203	RECORD	PCT. RANK	GAMES	SCHEDULE	OF SCHEDULE	RPI	RPI	RPI	RPI
DIV. I ONLY	12- 15	205	6-4	274	319	264	264	28	28	
DIV. I NON-CONF.	4- 8	235	0	191	303	271	271	26	26	
TOTALS	RPI 1-25	RPI 26-50	W-L RECORDS	RPI 51-100	RPI 101-150	RPI 150+				
12- 15	0- 0	0- 1	OVERALL	1- 1	0- 2	11- 11				
8- 5	0- 0	0- 0	HOME	1- 0	0- 2	7- 3				
3- 9	0- 0	0- 1	AWAY	0- 0	0- 0	3- 8				
1- 1	0- 0	0- 0	NEUTRAL	0- 1	0- 0	1- 0				
4- 8	0- 0	0- 1	NON-CONFERENCE	1- 1	0- 2	3- 4				
3- 2	0- 0	0- 0	HOME	1- 0	0- 2	2- 0				
0- 5	0- 0	0- 1	AWAY	0- 0	0- 0	0- 4				
1- 1	0- 0	0- 0	NEUTRAL	0- 1	0- 0	1- 0				
8- 7	0- 0	0- 0	CONFERENCE	0- 0	0- 0	8- 7				
5- 3	0- 0	0- 0	HOME	0- 0	0- 0	5- 3				
3- 4	0- 0	0- 0	AWAY	0- 0	0- 0	3- 4				
0- 0	0- 0	0- 0	NEUTRAL	0- 0	0- 0	0- 0				

RPI S	Opponent	Score	RPI S	Opponent	Score	RPI S	Opponent	Score	RPI S	Opponent	Score	Team's RPI: 264
27	A Arizona	42 61	85	H Southern California	57 46	135	H Pacific	53 63	147	H San Jose St.	70 73	
			95	N SFA	56 67	165	A UC Davis	63 66	165	H UC Davis	46 56	
						197	A Saint Mary's (CA)	43 64	207	H Hawaii	51 63	
						216	A Cal St. Fullerton	75 66	216	H Cal St. Fullerton	68 70	
						239	H San Diego St.	64 52	240	A Grand Canyon	57 58	
						251	A CSU Bakersfield	62 66	276	A UC Irvine	65 61	
						276	H UC Irvine	67 57	283	A CSUN	65 55	
						283	H CSUN	65 60	291	A California Baptist	81 85	
						292	A Long Beach St.	53 59	292	H Long Beach St.	55 47	
						295	H Utah Valley	59 51	304	A UC Riverside	61 66	
						304	H UC Riverside	65 47	310	A Cal Poly	52 56	
						310	H Cal Poly	52 50	349	N Chicago St.	96 65	
LAST 10 Division I												
292	H Long Beach St.	55 47	292	A Long Beach St.	53 59							
310	A Cal Poly	52 56	207	H Hawaii	51 63							
304	H UC Riverside	65 47	276	H UC Irvine	67 57							
283	H CSUN	65 60	165	A UC Davis	63 66							
283	A CSUN	65 55	216	A Cal St. Fullerton	75 66							

Non-Div I Games: Ottawa (AZ) 72 57

UC Santa Barbara

■ Loss,
 ■ Non-Conf,
 ■ S Site,
 ■ Home
 ■ A Away
 N Neutral

Average RPI Win:	166	WON-LOST	WINNING	LAST 10	STRENGTH OF	OPP. STRENGTH	TEAM	ADJ.	CONF.	ADJ CONF.
Average RPI Loss:	57	RECORD	PCT. RANK	GAMES	SCHEDULE	OF SCHEDULE	RPI	RPI	RPI	RPI
DIV. I ONLY	19- 9	71	8-2	35	82	37	37	9	9	
DIV. I NON-CONF.	8- 4	90	0	30	89	45	45	9	9	
TOTALS	RPI 1-25	RPI 26-50	W-L RECORDS	RPI 51-100	RPI 101-150	RPI 150+				
19- 9	1- 3	0- 2	OVERALL	4- 2	1- 1	13- 1				
14- 1	1- 1	0- 0	HOME	2- 0	1- 0	10- 0				
5- 6	0- 1	0- 1	AWAY	2- 2	0- 1	3- 1				
0- 2	0- 1	0- 1	NEUTRAL	0- 0	0- 0	0- 0				
8- 4	1- 1	0- 2	NON-CONFERENCE	1- 1	0- 0	6- 0				
7- 0	1- 0	0- 0	HOME	0- 0	0- 0	6- 0				
1- 2	0- 0	0- 1	AWAY	1- 1	0- 0	0- 0				
0- 2	0- 1	0- 1	NEUTRAL	0- 0	0- 0	0- 0				
11- 5	0- 2	0- 0	CONFERENCE	3- 1	1- 1	7- 1				
7- 1	0- 1	0- 0	HOME	2- 0	1- 0	4- 0				
4- 4	0- 1	0- 0	AWAY	1- 1	0- 1	3- 1				
0- 0	0- 0	0- 0	NEUTRAL	0- 0	0- 0	0- 0				

RPI	S	Opponent	Score	RPI	S	Opponent	Score	RPI	S	Opponent	Score	RPI	S	Opponent	Score
6	A	UConn	53 66	35	A	FGCU	50 72	55	A	Belmont	37 72	116	A	Temple	65 67
6	H	UConn	52 59	36	N	James Madison	43 46	68	A	South Fla.	64 57	116	H	Temple	67 64
13	N	UCLA	56 61					68	H	South Fla.	56 48	155	H	Wright St.	69 53
16	H	Central Mich.	64 58					77	A	Cincinnati	64 81	166	A	Tulane	59 60
								77	H	Cincinnati	49 42	170	H	Wichita St.	95 50
								95	A	SFA	63 57	179	H	Delaware	75 49
												189	H	Quinnipiac	80 58
												197	H	Saint Mary's (CA)	67 58
												201	A	Memphis	67 59
												201	H	Memphis	82 66
												209	A	Houston	67 49
												222	H	SMU	67 57
												226	H	Stetson	66 40
												234	H	East Carolina	91 55
												245	A	Tulsa	62 49
												290	H	Pittsburgh	74 58
LAST 10 Division I															
170	H	Wichita St.	95 50	77	H	Cincinnati	49 42								
201	A	Memphis	67 59	209	A	Houston	67 49								
116	H	Temple	67 64	245	A	Tulsa	62 49								
6	A	UConn	53 66	222	H	SMU	67 57								
68	H	South Fla.	56 48	116	A	Temple	65 67								

Non-Div I Games:

UCF

■ Loss,
 ■ Non-Conf,
 ■ S Site,
 ■ Home
 ■ A Away
 N Neutral

Average RPI Win:	113	WON-LOST	WINNING	LAST 10	STRENGTH OF	OPP. STRENGTH	TEAM	ADJ.	CONF.	ADJ CONF.
Average RPI Loss:	60	RECORD	PCT. RANK	GAMES	SCHEDULE	OF SCHEDULE	RPI	RPI	RPI	RPI
DIV. I ONLY	25- 4	13	7-3	53	7	13	13	1	1	
DIV. I NON-CONF.	11- 0	1	0	195	48	20	20	1	1	
TOTALS	RPI 1-25	RPI 26-50	W-L RECORDS	RPI 51-100	RPI 101-150	RPI 150+				
25- 4	3- 1	4- 1	OVERALL	6- 1	7- 1	5- 0				
14- 1	1- 1	2- 0	HOME	3- 0	4- 0	4- 0				
10- 3	2- 0	1- 1	AWAY	3- 1	3- 1	1- 0				
1- 0	0- 0	1- 0	NEUTRAL	0- 0	0- 0	0- 0				
11- 0	1- 0	1- 0	NON-CONFERENCE	3- 0	1- 0	5- 0				
6- 0	0- 0	0- 0	HOME	1- 0	1- 0	4- 0				
4- 0	1- 0	0- 0	AWAY	2- 0	0- 0	1- 0				
1- 0	0- 0	1- 0	NEUTRAL	0- 0	0- 0	0- 0				
14- 4	2- 1	3- 1	CONFERENCE	3- 1	6- 1	0- 0				
8- 1	1- 1	2- 0	HOME	2- 0	3- 0	0- 0				
6- 3	1- 0	1- 1	AWAY	1- 1	3- 1	0- 0				
0- 0	0- 0	0- 0	NEUTRAL	0- 0	0- 0	0- 0				

RPI	S	Opponent	Score
2	H	Oregon	66 80
8	A	Stanford	79 69
15	A	Indiana	68 58
18	H	Oregon St.	83 74

RPI	S	Opponent	Score
27	A	Arizona	66 92
27	H	Arizona	70 58
30	A	Arizona St.	70 61
30	H	Arizona St.	68 66
37	N	UCF	61 56

RPI	S	Opponent	Score
52	H	Yale	100 65
56	A	Virginia	73 62
70	A	Georgia	59 50
84	A	Colorado	65 62
84	H	Colorado	62 52
85	A	Southern California	68 70
85	H	Southern California	83 59

RPI	S	Opponent	Score
107	A	Washington St.	70 62
107	H	Washington St.	66 50
114	A	Utah	84 54
114	H	Utah	77 54
125	A	Washington	68 74
125	H	Washington	85 80
131	A	California	74 70
135	H	Pacific	68 57
224	H	Northern Colo.	92 58
283	A	CSUN	58 44
287	H	LMU (CA)	74 52
292	H	Long Beach St.	86 51
322	H	Weber St.	85 45

LAST 10 Division I

114	H	Utah	77 54	2	H	Oregon	66 80
84	H	Colorado	62 52	131	A	California	74 70
125	A	Washington	68 74	8	A	Stanford	79 69
107	A	Washington St.	70 62	30	A	Arizona St.	70 61
18	H	Oregon St.	83 74	27	A	Arizona	66 92

Non-Div I Games:

UCLA

■ Loss,
 ■ Non-Conf, S Site,
 ■ Home
 ■ Away
 N Neutral

Average RPI Win:	117	WON-LOST	WINNING	LAST 10	STRENGTH OF	OPP. STRENGTH	TEAM	ADJ.	CONF.	ADJ CONF.
Average RPI Loss:	2	RECORD	PCT. RANK	GAMES	SCHEDULE	OF SCHEDULE	RPI	RPI	RPI	RPI
DIV. I ONLY	26- 3	8	8-2	18	16	6	6	9	9	
DIV. I NON-CONF.	10- 3	57	0-2	6	1	4	4	9	9	
TOTALS	RPI 1-25	RPI 26-50	W-L RECORDS	RPI 51-100	RPI 101-150	RPI 150+				
26- 3	2- 3	3- 0	OVERALL	9- 0	3- 0	9- 0				
12- 2	0- 2	1- 0	HOME	5- 0	1- 0	5- 0				
13- 1	2- 1	2- 0	AWAY	3- 0	2- 0	4- 0				
1- 0	0- 0	0- 0	NEUTRAL	1- 0	0- 0	0- 0				
10- 3	2- 3	1- 0	NON-CONFERENCE	5- 0	2- 0	0- 0				
4- 2	0- 2	0- 0	HOME	3- 0	1- 0	0- 0				
5- 1	2- 1	1- 0	AWAY	1- 0	1- 0	0- 0				
1- 0	0- 0	0- 0	NEUTRAL	1- 0	0- 0	0- 0				
16- 0	0- 0	2- 0	CONFERENCE	4- 0	1- 0	9- 0				
8- 0	0- 0	1- 0	HOME	2- 0	0- 0	5- 0				
8- 0	0- 0	1- 0	AWAY	2- 0	1- 0	4- 0				
0- 0	0- 0	0- 0	NEUTRAL	0- 0	0- 0	0- 0				

RPI	S	Opponent	Score	RPI	S	Opponent	Score	RPI	S	Opponent	Score	RPI	S	Opponent	Score
1	A	South Carolina	52 70	37	A	UCF	59 52	56	H	Virginia	83 44	110	A	Vanderbilt	64 51
2	H	Oregon	56 74	37	H	UCF	66 53	58	H	Tennessee	60 45	116	A	Temple	83 54
4	H	Baylor	58 74	49	A	Dayton	75 37	68	A	South Fla.	67 47	131	H	California	72 61
19	A	DePaul	84 74					68	H	South Fla.	80 39	166	H	Tulane	74 31
22	A	Ohio St.	73 62					73	A	Seton Hall	92 78	170	H	Wichita St.	83 55
								77	A	Cincinnati	105 58	201	A	Memphis	68 56
								77	H	Cincinnati	80 50	201	H	Memphis	94 55
								78	N	Oklahoma	97 53	209	A	Houston	92 40
								100	H	Notre Dame	81 57	209	H	Houston	91 51
												222	A	SMU	80 42
												234	A	East Carolina	98 42
												245	H	Tulsa	92 34
LAST 10 Division I															
68	H	South Fla.	80 39	68	A	South Fla.	67 47	1	A	South Carolina	52 70	201	H	Memphis	94 55
209	A	Houston	92 40	1	A	South Carolina	52 70	2	H	Oregon	56 74	77	H	Cincinnati	80 50
77	A	Cincinnati	105 58												
37	H	UCF	66 53												
166	H	Tulane	74 31												

Non-Div I Games:

UConn

■ Loss,
 ■ Non-Conf, S Site,
 ■ Home
 ■ Away
 N Neutral

Average RPI Win:	297	WON-LOST	WINNING	LAST 10	STRENGTH OF	OPP. STRENGTH	TEAM	ADJ.	CONF.	ADJ CONF.
Average RPI Loss:	185	RECORD	PCT. RANK	GAMES	SCHEDULE	OF SCHEDULE	RPI	RPI	RPI	RPI
DIV. I ONLY	3- 27	344	1-9	262	264	340	340	22	22	
DIV. I NON-CONF.	1- 10	329	0	304	225	337	337	22	22	
TOTALS	RPI 1-25	RPI 26-50	W-L RECORDS	RPI 51-100	RPI 101-150	RPI 150+				
3- 27	0- 0	0- 1	OVERALL	0- 3	0- 5	3- 18				
2- 12	0- 0	0- 1	HOME	0- 1	0- 2	2- 8				
1- 15	0- 0	0- 0	AWAY	0- 2	0- 3	1- 10				
0- 0	0- 0	0- 0	NEUTRAL	0- 0	0- 0	0- 0				
1- 10	0- 0	0- 1	NON-CONFERENCE	0- 1	0- 3	1- 5				
0- 5	0- 0	0- 1	HOME	0- 0	0- 1	0- 3				
1- 5	0- 0	0- 0	AWAY	0- 1	0- 2	1- 2				
0- 0	0- 0	0- 0	NEUTRAL	0- 0	0- 0	0- 0				
2- 17	0- 0	0- 0	CONFERENCE	0- 2	0- 2	2- 13				
2- 7	0- 0	0- 0	HOME	0- 1	0- 1	2- 5				
0- 10	0- 0	0- 0	AWAY	0- 1	0- 1	0- 8				
0- 0	0- 0	0- 0	NEUTRAL	0- 0	0- 0	0- 0				

RPI S	Opponent	Score	RPI S	Opponent	Score	RPI S	Opponent	Score	RPI S	Opponent	Score	Team's RPI: 340
39	H Florida St.	42 86	71	A Kansas St.	40 84	119	A Kansas	50 91				
			74	A IUPUI	51 87	120	A Green Bay	36 73				
			74	H IUPUI	49 88	120	H Green Bay	49 75				
						145	H Western Mich.	52 80				
						149	A Valparaiso	37 63				
						155	A Wright St.	55 79				
						155	A Wright St.	47 83				
						155	H Wright St.	43 58				
						175	H Eastern Mich.	59 68				
						182	A Northern Ky.	35 78				
						182	H Northern Ky.	46 88				
						199	A Cleveland St.	44 84				
						199	H Cleveland St.	43 83				
						208	H Eastern Ill.	45 80				
						212	A Miami (OH)	35 85				
						219	A Milwaukee	55 71				
						219	H Milwaukee	60 66				
						257	A Youngstown St.	65 77				
						257	H Youngstown St.	59 53				
						274	H Indiana St.	40 61				
						284	A Oakland	46 63				
						284	H Oakland	70 64				
						332	A Detroit Mercy	52 58				
						332	H Detroit Mercy	62 70				
						339	A Purdue Fort Wayne	50 61				
						349	A Chicago St.	73 61				
LAST 10 Division I												
155	A Wright St.	47 83	182	A Northern Ky.	35 78							
74	A IUPUI	51 87	332	A Detroit Mercy	52 58							
219	H Milwaukee	60 66	284	A Oakland	46 63							
120	H Green Bay	49 75	199	H Cleveland St.	43 83							
155	A Wright St.	55 79	257	H Youngstown St.	59 53							

Non-Div I Games:

UIC

■ Loss,
 ■ Non-Conf,
 ■ S Site,
 ■ H Home
 ■ A Away
 N Neutral

Average RPI Win:	271	WON-LOST	WINNING	LAST 10	STRENGTH OF	OPP. STRENGTH	TEAM	ADJ.	CONF.	ADJ CONF.
Average RPI Loss:	199	RECORD	PCT. RANK	GAMES	SCHEDULE	OF SCHEDULE	RPI	RPI	RPI	RPI
DIV. I ONLY	9- 17	270	5-5	261	332	293	293	26	26	
DIV. I NON-CONF.	3- 7	252	0	231	331	283	283	28	28	
TOTALS	RPI 1-25	RPI 26-50	W-L RECORDS	RPI 51-100	RPI 101-150	RPI 150+				
9- 17	0- 0	0- 0	OVERALL	0- 2	0- 3	9- 12				
6- 5	0- 0	0- 0	HOME	0- 1	0- 0	6- 4				
3- 10	0- 0	0- 0	AWAY	0- 1	0- 3	3- 6				
0- 2	0- 0	0- 0	NEUTRAL	0- 0	0- 0	0- 2				
3- 7	0- 0	0- 0	NON-CONFERENCE	0- 0	0- 3	3- 4				
2- 1	0- 0	0- 0	HOME	0- 0	0- 0	2- 1				
1- 4	0- 0	0- 0	AWAY	0- 0	0- 3	1- 1				
0- 2	0- 0	0- 0	NEUTRAL	0- 0	0- 0	0- 2				
6- 10	0- 0	0- 0	CONFERENCE	0- 2	0- 0	6- 8				
4- 4	0- 0	0- 0	HOME	0- 1	0- 0	4- 3				
2- 6	0- 0	0- 0	AWAY	0- 1	0- 0	2- 5				
0- 0	0- 0	0- 0	NEUTRAL	0- 0	0- 0	0- 0				

RPI 1-25				RPI 26-50				RPI 51-100				RPI 101+				Team's RPI: 293	
RPI	S	Opponent	Score	RPI	S	Opponent	Score	RPI	S	Opponent	Score	RPI	S	Opponent	Score		
								81	A	Stony Brook	45	57	104	A	Syracuse	48	82
								81	H	Stony Brook	49	66	109	A	William & Mary	48	76
													141	A	Mt. St. Mary's	61	71
													158	A	Lafayette	65	58
													164	A	Binghamton	58	66
													164	H	Binghamton	43	61
													173	A	Maine	74	54
													173	H	Maine	54	66
													196	N	La Salle	58	74
													218	A	UMass Lowell	64	75
													218	H	UMass Lowell	65	52
													225	N	Kennesaw St.	44	59
													243	H	Morgan St.	65	63
													265	H	Howard	61	72
													267	A	New Hampshire	51	56
													267	H	New Hampshire	63	72
													299	A	Wagner	60	67
													306	A	Vermont	58	60
													306	H	Vermont	54	47
													319	A	Albany (NY)	51	56
													319	H	Albany (NY)	54	44
													334	H	Coppin St.	71	48
													344	A	Hartford	56	47
													344	H	Hartford	61	54
LAST 10 Division I																	
				173	H	Maine	54	66		218	H	UMass Lowell	65	52			
				164	A	Binghamton	58	66		344	A	Hartford	56	47			
				306	H	Vermont	54	47		81	H	Stony Brook	49	66			
				319	H	Albany (NY)	54	44		319	A	Albany (NY)	51	56			
				267	A	New Hampshire	51	56		173	A	Maine	74	54			

Non-Div I Games: Gettysburg 92 50

UMBC

■ Loss,
 ■ Non-Conf,
 ■ S Site,
 ■ H Home
 ■ A Away
 N Neutral

Average RPI Win:	246	WON-LOST	WINNING	LAST 10	STRENGTH OF	OPP. STRENGTH	TEAM	ADJ.	CONF.	ADJ CONF.
Average RPI Loss:	191	RECORD	PCT. RANK	GAMES	SCHEDULE	OF SCHEDULE	RPI	RPI	RPI	RPI
DIV. I ONLY	5- 21	320	3-7	195	313	314	314	29	29	
DIV. I NON-CONF.	1- 10	329	0	83	126	291	291	29	29	
TOTALS	RPI 1-25	RPI 26-50	W-L RECORDS	RPI 51-100	RPI 101-150	RPI 150+				
5- 21	0- 1	0- 1	OVERALL	0- 1	1- 5	4- 13				
3- 8	0- 0	0- 0	HOME	0- 0	1- 2	2- 6				
2- 13	0- 1	0- 1	AWAY	0- 1	0- 3	2- 7				
0- 0	0- 0	0- 0	NEUTRAL	0- 0	0- 0	0- 0				
1- 10	0- 1	0- 1	NON-CONFERENCE	0- 1	1- 4	0- 3				
1- 3	0- 0	0- 0	HOME	0- 0	1- 1	0- 2				
0- 7	0- 1	0- 1	AWAY	0- 1	0- 3	0- 1				
0- 0	0- 0	0- 0	NEUTRAL	0- 0	0- 0	0- 0				
4- 11	0- 0	0- 0	CONFERENCE	0- 0	0- 1	4- 10				
2- 5	0- 0	0- 0	HOME	0- 0	0- 1	2- 4				
2- 6	0- 0	0- 0	AWAY	0- 0	0- 0	2- 6				
0- 0	0- 0	0- 0	NEUTRAL	0- 0	0- 0	0- 0				

RPI 1-25				RPI 26-50				RPI 51-100				RPI 101+ Team's RPI: 314			
RPI	S	Opponent	Score	RPI	S	Opponent	Score	RPI	S	Opponent	Score	RPI	S	Opponent	Score
23	A	Old Dominion	39 48	32	A	Virginia Tech	43 86	53	A	Charlotte	44 64	104	A	Syracuse	50 65
												106	H	Bethune-Cookman	53 62
												109	A	William & Mary	50 78
												121	H	Richmond	52 64
												136	A	UNC Greensboro	48 86
												141	H	Mt. St. Mary's	78 76
												154	A	N.C. A&T	57 72
												154	H	N.C. A&T	31 67
												156	A	Norfolk St.	45 68
												234	A	East Carolina	42 57
												241	H	Georgetown	39 57
												243	A	Morgan St.	71 61
												243	H	Morgan St.	44 55
												265	A	Howard	71 70
												265	H	Howard	58 79
												273	H	Longwood	62 71
												277	A	Delaware St.	58 72
												277	H	Delaware St.	68 53
												305	A	N.C. Central	70 78
												305	H	N.C. Central	65 63
												334	A	Coppin St.	63 66
												341	H	Florida A&M	71 81
												350	A	South Carolina St.	55 60
LAST 10 Division I															
				265	A	Howard	71 70					106	H	Bethune-Cookman	53 62
				277	H	Delaware St.	68 53					334	A	Coppin St.	63 66
				154	A	N.C. A&T	57 72					243	A	Morgan St.	71 61
				305	A	N.C. Central	70 78					277	A	Delaware St.	58 72
				341	H	Florida A&M	71 81					243	H	Morgan St.	44 55

Non-Div I Games: Greensboro 65 48 Wesley 75 29

UMES

Loss, Non-Conf, S Site, H Home A Away N Neutral

U
M
K
C

U
M
K
C

UMKC

Page 317

Average RPI Win:	295	WON-LOST	WINNING	LAST 10	STRENGTH OF	OPP. STRENGTH	TEAM	ADJ.	CONF.	ADJ CONF.
Average RPI Loss:	143	RECORD	PCT. RANK	GAMES	SCHEDULE	OF SCHEDULE	RPI	RPI	RPI	RPI
DIV. I ONLY	15- 14	163	5-5	263	312	218	218	26	26	
DIV. I NON-CONF.	4- 9	250	0	241	296	279	279	28	28	
TOTALS	RPI 1-25	RPI 26-50	W-L RECORDS	RPI 51-100	RPI 101-150	RPI 150+				
15- 14	0- 0	0- 0	OVERALL	0- 4	0- 3	15- 7				
8- 6	0- 0	0- 0	HOME	0- 2	0- 1	8- 3				
7- 8	0- 0	0- 0	AWAY	0- 2	0- 2	7- 4				
0- 0	0- 0	0- 0	NEUTRAL	0- 0	0- 0	0- 0				
4- 9	0- 0	0- 0	NON-CONFERENCE	0- 2	0- 3	4- 4				
2- 4	0- 0	0- 0	HOME	0- 1	0- 1	2- 2				
2- 5	0- 0	0- 0	AWAY	0- 1	0- 2	2- 2				
0- 0	0- 0	0- 0	NEUTRAL	0- 0	0- 0	0- 0				
11- 5	0- 0	0- 0	CONFERENCE	0- 2	0- 0	11- 3				
6- 2	0- 0	0- 0	HOME	0- 1	0- 0	6- 1				
5- 3	0- 0	0- 0	AWAY	0- 1	0- 0	5- 2				
0- 0	0- 0	0- 0	NEUTRAL	0- 0	0- 0	0- 0				

RPI 1-25			RPI 26-50			RPI 51-100			RPI 101+ Team's RPI: 218		
RPI	S	Opponent	Score	RPI	S	Opponent	Score	RPI	S	Opponent	Score
								52	H	Yale	59 67
								65	A	Boston College	46 89
								81	A	Stony Brook	41 60
								81	H	Stony Brook	69 89
								101	A	Colgate	51 73
								119	A	Kansas	44 79
								143	H	Massachusetts	58 74
								164	A	Binghamton	66 56
								164	H	Binghamton	58 62
								173	A	Maine	53 77
								173	H	Maine	66 57
								174	H	Dartmouth	51 62
								181	A	Merrimack	50 73
								184	A	Providence	38 63
								187	H	Cornell	56 70
								267	A	New Hampshire	66 53
								267	H	New Hampshire	58 53
								293	A	UMBC	52 65
								293	H	UMBC	75 64
								306	A	Vermont	62 58
								306	H	Vermont	61 47
								317	H	Fairleigh Dickinson	61 56
								319	A	Albany (NY)	78 75
								319	H	Albany (NY)	53 51
								326	A	Bryant	55 35
								335	H	LIU Brooklyn	65 56
								344	A	Hartford	68 63
								344	H	Hartford	64 56
								346	A	Central Conn. St.	56 54
LAST 10 Division I											
								306	A	Vermont	62 58
								319	A	Albany (NY)	78 75
								164	H	Binghamton	58 62
								344	H	Hartford	64 56
								173	A	Maine	53 77
								293	A	UMBC	52 65
								81	H	Stony Brook	69 89
								267	A	New Hampshire	66 53
								81	A	Stony Brook	41 60
								306	H	Vermont	61 47

Non-Div I Games:

UMass Lowell

■ Loss,
 ■ Non-Conf,
 ■ S Site,
 ■ Home
 ■ A Away
 N Neutral

UNC Asheville

Through Games Of March 3, 2020

Average RPI Win:	269	WON-LOST	WINNING	LAST 10	STRENGTH OF	OPP. STRENGTH	TEAM	ADJ.	CONF.	ADJ CONF.
Average RPI Loss:	208	RECORD	PCT. RANK	GAMES	SCHEDULE	OF SCHEDULE	RPI	RPI	RPI	RPI
DIV. I ONLY	13- 12	158	4-6	335	329	250	250	25	25	
DIV. I NON-CONF.	4- 3	138	0	337	340	241	241	27	27	
TOTALS	RPI 1-25	RPI 26-50	W-L RECORDS	RPI 51-100	RPI 101-150	RPI 150+				
13- 12	0- 0	0- 0	OVERALL	0- 1	1- 4	12- 7				
6- 5	0- 0	0- 0	HOME	0- 0	1- 2	5- 3				
6- 7	0- 0	0- 0	AWAY	0- 1	0- 2	6- 4				
1- 0	0- 0	0- 0	NEUTRAL	0- 0	0- 0	1- 0				
4- 3	0- 0	0- 0	NON-CONFERENCE	0- 1	0- 1	4- 1				
1- 1	0- 0	0- 0	HOME	0- 0	0- 1	1- 0				
2- 2	0- 0	0- 0	AWAY	0- 1	0- 0	2- 1				
1- 0	0- 0	0- 0	NEUTRAL	0- 0	0- 0	1- 0				
9- 9	0- 0	0- 0	CONFERENCE	0- 0	1- 3	8- 6				
5- 4	0- 0	0- 0	HOME	0- 0	1- 1	4- 3				
4- 5	0- 0	0- 0	AWAY	0- 0	0- 2	4- 3				
0- 0	0- 0	0- 0	NEUTRAL	0- 0	0- 0	0- 0				

RPI 1-25				RPI 26-50				RPI 51-100				RPI 101+				Team's RPI: 250	
RPI	S	Opponent	Score	RPI	S	Opponent	Score	RPI	S	Opponent	Score	RPI	S	Opponent	Score		
								98	A	Miami (FL)	46	75	118	A	Campbell	52	59
												118	H	Campbell	60	52	
												136	H	UNC Greensboro	40	67	
												146	A	Hampton	59	68	
												146	H	Hampton	66	76	
												171	H	High Point	76	60	
												178	A	Gardner-Webb	55	85	
												178	H	Gardner-Webb	59	65	
												190	A	Radford	63	50	
												253	N	Southern U.	53	34	
												259	A	Winthrop	50	43	
												259	H	Winthrop	65	55	
												269	A	Wofford	38	75	
												273	A	Longwood	56	73	
												273	H	Longwood	51	54	
												289	A	ETSU	72	54	
												307	A	Presbyterian	64	48	
												307	H	Presbyterian	54	39	
												328	A	USC Upstate	68	48	
												328	H	USC Upstate	53	45	
												342	A	Western Caro.	64	47	
												343	A	Charleston So.	54	56	
												343	H	Charleston So.	48	60	
												350	H	South Carolina St.	82	51	
LAST 10 Division I																	
				178	A	Gardner-Webb	55	85				118	A	Campbell	52	59	
				328	H	USC Upstate	53	45				273	H	Longwood	51	54	
				343	A	Charleston So.	54	56				146	H	Hampton	66	76	
				259	H	Winthrop	65	55				259	A	Winthrop	50	43	
				307	A	Presbyterian	64	48				273	A	Longwood	56	73	

Non-Div I Games: Montreat 89 45 Lenoir-Rhyne 68 48

UNC Asheville

Loss, Non-Conf, S Site, H Home A Away N Neutral

UNC Greensboro

Through Games Of March 3, 2020

Average RPI Win:	253	WON-LOST	WINNING	LAST 10	STRENGTH OF	OPP. STRENGTH	TEAM	ADJ.	CONF.	ADJ CONF.
Average RPI Loss:	159	RECORD	PCT. RANK	GAMES	SCHEDULE	OF SCHEDULE	RPI	RPI	RPI	RPI
DIV. I ONLY	18- 8	62	6-4	285	286	136	136	27	27	
DIV. I NON-CONF.	8- 4	90	0	124	316	81	81	21	21	
TOTALS	RPI 1-25	RPI 26-50	W-L RECORDS	RPI 51-100	RPI 101-150	RPI 150+				
18- 8	0- 0	0- 0	OVERALL	1- 1	1- 2	16- 5				
10- 2	0- 0	0- 0	HOME	0- 0	0- 1	10- 1				
8- 6	0- 0	0- 0	AWAY	1- 1	1- 1	6- 4				
0- 0	0- 0	0- 0	NEUTRAL	0- 0	0- 0	0- 0				
8- 4	0- 0	0- 0	NON-CONFERENCE	1- 1	1- 2	6- 1				
4- 1	0- 0	0- 0	HOME	0- 0	0- 1	4- 0				
4- 3	0- 0	0- 0	AWAY	1- 1	1- 1	2- 1				
0- 0	0- 0	0- 0	NEUTRAL	0- 0	0- 0	0- 0				
10- 4	0- 0	0- 0	CONFERENCE	0- 0	0- 0	10- 4				
6- 1	0- 0	0- 0	HOME	0- 0	0- 0	6- 1				
4- 3	0- 0	0- 0	AWAY	0- 0	0- 0	4- 3				
0- 0	0- 0	0- 0	NEUTRAL	0- 0	0- 0	0- 0				

RPI S	Opponent	Score	RPI S	Opponent	Score	RPI S	Opponent	Score	RPI S	Opponent	Score	Team's RPI: 136
						82	A Coastal Caro.	54 63	118	A Campbell	64 72	
						99	A Liberty	58 53	121	H Richmond	62 70	
									128	A Wake Forest	67 65	
									154	A N.C. A&T	48 57	
									169	A Samford	57 69	
									169	H Samford	42 56	
									171	H High Point	82 70	
									191	A Chattanooga	59 74	
									191	H Chattanooga	49 41	
									200	A Furman	59 53	
									200	H Furman	61 53	
									246	H Appalachian St.	54 47	
									250	A UNC Asheville	67 40	
									261	A Col. of Charleston	69 56	
									269	A Wofford	61 66	
									269	H Wofford	49 45	
									289	A ETSU	65 45	
									289	H ETSU	63 47	
									313	H Georgia St.	64 49	
									314	H UMES	86 48	
									329	A Mercer	60 50	
									329	H Mercer	67 51	
									342	A Western Caro.	72 61	
									342	H Western Caro.	54 43	
LAST 10 Division I												
			329	A Mercer	60 50		289	A ETSU	65 45			
			169	A Samford	57 69		191	A Chattanooga	59 74			
			200	H Furman	61 53		169	H Samford	42 56			
			269	H Wofford	49 45		329	H Mercer	67 51			
			342	A Western Caro.	72 61		269	A Wofford	61 66			

Non-Div I Games: Erskine 106 44 Concord 80 45 Lenoir-Rhyne 84 59

UNC Greensboro

Loss, Non-Conf, S Site, H Home A Away N Neutral

Average RPI Win:	251	WON-LOST	WINNING	LAST 10	STRENGTH OF	OPP. STRENGTH	TEAM	ADJ.	CONF.	ADJ CONF.
Average RPI Loss:	146	RECORD	PCT. RANK	GAMES	SCHEDULE	OF SCHEDULE	RPI	RPI	RPI	RPI
DIV. I ONLY	8- 17	282	4-6	181	191	271	271	14	14	
DIV. I NON-CONF.	2- 7	288	0	216	305	302	302	13	13	
TOTALS	RPI 1-25	RPI 26-50	W-L RECORDS	RPI 51-100	RPI 101-150	RPI 150+				
8- 17	0- 1	0- 3	OVERALL	0- 1	1- 3	7- 9				
5- 8	0- 0	0- 2	HOME	0- 1	0- 1	5- 4				
3- 8	0- 1	0- 1	AWAY	0- 0	1- 1	2- 5				
0- 1	0- 0	0- 0	NEUTRAL	0- 0	0- 1	0- 0				
2- 7	0- 1	0- 0	NON-CONFERENCE	0- 1	0- 2	2- 3				
1- 3	0- 0	0- 0	HOME	0- 1	0- 0	1- 2				
1- 3	0- 1	0- 0	AWAY	0- 0	0- 1	1- 1				
0- 1	0- 0	0- 0	NEUTRAL	0- 0	0- 1	0- 0				
6- 10	0- 0	0- 3	CONFERENCE	0- 0	1- 1	5- 6				
4- 5	0- 0	0- 2	HOME	0- 0	0- 1	4- 2				
2- 5	0- 0	0- 1	AWAY	0- 0	1- 0	1- 4				
0- 0	0- 0	0- 0	NEUTRAL	0- 0	0- 0	0- 0				

RPI 1-25				RPI 26-50				RPI 51-100				RPI 101+ Team's RPI: 271			
RPI	S	Opponent	Score	RPI	S	Opponent	Score	RPI	S	Opponent	Score	RPI	S	Opponent	Score
21	A	NC State	40 80	36	A	James Madison	52 76	82	H	Coastal Caro.	43 62	109	A	William & Mary	72 55
				36	H	James Madison	58 66					109	H	William & Mary	55 63
				40	H	Drexel	72 73					128	A	Wake Forest	55 65
												139	N	North Carolina	45 85
												151	A	Northeastern	61 63
												151	H	Northeastern	61 48
												177	A	Elon	53 77
												177	H	Elon	57 60
												179	H	Delaware	71 65
												183	A	Towson	45 78
												183	H	Towson	41 62
												225	H	Kennesaw St.	56 58
												259	H	Winthrop	63 75
												261	A	Col. of Charleston	63 67
												261	H	Col. of Charleston	74 50
												273	A	Longwood	58 59
												307	A	Presbyterian	70 60
												324	A	Hofstra	62 59
												324	H	Hofstra	56 43
												350	H	South Carolina St.	84 46
LAST 10 Division I															
				324	H	Hofstra	56 43					109	H	William & Mary	55 63
				151	H	Northeastern	61 48					177	H	Elon	57 60
				261	H	Col. of Charleston	74 50					151	A	Northeastern	61 63
				36	A	James Madison	52 76					324	A	Hofstra	62 59
				183	A	Towson	45 78					261	A	Col. of Charleston	63 67

Non-Div I Games: Catawba 75 78 Mount Olive 75 67

UNCW

Loss, Non-Conf, S Site, H Home A Away N Neutral

UNI				STRENGTH OF SCHEDULE	OPP. STRENGTH OF SCHEDULE	TEAM RPI	ADJ. RPI	CONF. RPI	ADJ CONF. RPI
Average RPI Win:	169	WON-LOST RECORD	WINNING PCT. RANK						
Average RPI Loss:	69		LAST 10 GAMES						
DIV. I ONLY	16- 11	120	6-4	83	71	76	76	8	8
DIV. I NON-CONF.	7- 3	80	0	108	5	48	48	7	7

TOTALS	RPI 1-25	RPI 26-50	W-L RECORDS	RPI 51-100	RPI 101-150	RPI 150+			
16- 11	1- 3	2- 3	OVERALL	1- 3	3- 1	9- 1			
9- 2	1- 1	1- 0	HOME	1- 1	2- 0	4- 0			
7- 7	0- 1	1- 3	AWAY	0- 1	1- 1	5- 1			
0- 2	0- 1	0- 0	NEUTRAL	0- 1	0- 0	0- 0			
7- 3	1- 1	1- 1	NON-CONFERENCE	1- 1	0- 0	4- 0			
3- 0	1- 0	0- 0	HOME	1- 0	0- 0	1- 0			
4- 1	0- 0	1- 1	AWAY	0- 0	0- 0	3- 0			
0- 2	0- 1	0- 0	NEUTRAL	0- 1	0- 0	0- 0			
9- 8	0- 2	1- 2	CONFERENCE	0- 2	3- 1	5- 1			
6- 2	0- 1	1- 0	HOME	0- 1	2- 0	3- 0			
3- 6	0- 1	0- 2	AWAY	0- 1	1- 1	2- 1			
0- 0	0- 0	0- 0	NEUTRAL	0- 0	0- 0	0- 0			

RPI 1-25				RPI 26-50				RPI 51-100 Team's RPI: 76				RPI 101+			
RPI	S	Opponent	Score	RPI	S	Opponent	Score	RPI	S	Opponent	Score	RPI	S	Opponent	Score
9	A	Missouri St.	66 80	26	A	Drake	87 104	57	N	Alabama	77 87	103	A	Southern Ill.	60 57
9	H	Missouri St.	55 66	41	A	Bradley	47 61	62	A	Illinois St.	57 65	103	H	Southern Ill.	71 66
12	H	Iowa	88 66	41	H	Bradley	64 57	62	H	Illinois St.	61 69	149	A	Valparaiso	69 72
22	N	Ohio St.	46 64	45	A	Creighton	54 57	74	H	IUPUI	51 50	149	H	Valparaiso	77 70
				47	A	Iowa St.	71 63					161	A	Loyola Chicago	73 70
												161	H	Loyola Chicago	70 50
												167	A	Missouri	78 73
												170	A	Wichita St.	61 50
												268	H	North Dakota St.	95 63
												274	A	Indiana St.	63 65
												274	H	Indiana St.	73 43
												316	A	Omaha	81 45
												331	A	Evansville	67 49
												331	H	Evansville	76 60

LAST 10 Division I															
161	A	Loyola Chicago	73 70	274	A	Indiana St.	63 65								
149	A	Valparaiso	69 72	103	H	Southern Ill.	71 66								
41	H	Bradley	64 57	9	H	Missouri St.	55 66								
62	H	Illinois St.	61 69	149	H	Valparaiso	77 70								
331	A	Evansville	67 49	161	H	Loyola Chicago	70 50								

Non-Div I Games: Northwest Mo. St. 78 53

UNI

UNLVUNLV

UNLV

Page 323

Average RPI Win: 338		WON-LOST	WINNING	LAST 10	STRENGTH OF	OPP. STRENGTH	TEAM	ADJ.	CONF.	ADJ CONF.
Average RPI Loss: 179		RECORD	PCT. RANK	GAMES	SCHEDULE	OF SCHEDULE	RPI	RPI	RPI	RPI
DIV. I ONLY		6- 19	310	2-8	288	293	328	328	25	25
DIV. I NON-CONF.		3- 4	201	0	320	172	280	280	27	27
TOTALS	RPI 1-25	RPI 26-50		W-L RECORDS		RPI 51-100	RPI 101-150	RPI 150+		
6- 19	0- 1	0- 0		OVERALL		0- 1	0- 4	6- 13		
5- 8	0- 0	0- 0		HOME		0- 0	0- 2	5- 6		
1- 11	0- 1	0- 0		AWAY		0- 1	0- 2	1- 7		
0- 0	0- 0	0- 0		NEUTRAL		0- 0	0- 0	0- 0		
3- 4	0- 1	0- 0		NON-CONFERENCE		0- 1	0- 0	3- 2		
3- 0	0- 0	0- 0		HOME		0- 0	0- 0	3- 0		
0- 4	0- 1	0- 0		AWAY		0- 1	0- 0	0- 2		
0- 0	0- 0	0- 0		NEUTRAL		0- 0	0- 0	0- 0		
3- 15	0- 0	0- 0		CONFERENCE		0- 0	0- 4	3- 11		
2- 8	0- 0	0- 0		HOME		0- 0	0- 2	2- 6		
1- 7	0- 0	0- 0		AWAY		0- 0	0- 2	1- 5		
0- 0	0- 0	0- 0		NEUTRAL		0- 0	0- 0	0- 0		

[illegible]

Non-Div I Games:	Mars Hill	89	31	UNKNOWN	71	49
------------------	-----------	----	----	---------	----	----

USC Upstate

Loss, Non-Conf, S Site, H Home A Away N Neutral

Page 324

Average RPI Win:	246	WON-LOST	WINNING	LAST 10	STRENGTH OF	OPP. STRENGTH	TEAM	ADJ.	CONF.	ADJ CONF.
Average RPI Loss:	72	RECORD	PCT. RANK	GAMES	SCHEDULE	OF SCHEDULE	RPI	RPI	RPI	RPI
DIV. I ONLY	18- 10	88	7-3	123	185	105	105	21	21	
DIV. I NON-CONF.	6- 6	164	0	54	76	108	108	20	20	
TOTALS	RPI 1-25	RPI 26-50	W-L RECORDS	RPI 51-100	RPI 101-150	RPI 150+				
18- 10	0- 3	0- 1	OVERALL	1- 4	0- 1	17- 1				
11- 3	0- 0	0- 0	HOME	0- 2	0- 1	11- 0				
7- 4	0- 1	0- 1	AWAY	1- 1	0- 0	6- 1				
0- 3	0- 2	0- 0	NEUTRAL	0- 1	0- 0	0- 0				
6- 6	0- 3	0- 0	NON-CONFERENCE	1- 2	0- 1	5- 0				
3- 2	0- 0	0- 0	HOME	0- 1	0- 1	3- 0				
3- 1	0- 1	0- 0	AWAY	1- 0	0- 0	2- 0				
0- 3	0- 2	0- 0	NEUTRAL	0- 1	0- 0	0- 0				
12- 4	0- 0	0- 1	CONFERENCE	0- 2	0- 0	12- 1				
8- 1	0- 0	0- 0	HOME	0- 1	0- 0	8- 0				
4- 3	0- 0	0- 1	AWAY	0- 1	0- 0	4- 1				
0- 0	0- 0	0- 0	NEUTRAL	0- 0	0- 0	0- 0				

RPI 1-25				RPI 26-50				RPI 51-100				RPI 101+ Team's RPI: 105			
RPI	S	Opponent	Score	RPI	S	Opponent	Score	RPI	S	Opponent	Score	RPI	S	Opponent	Score
2	N	Oregon	54 91	43	A	Troy	69 85	54	H	Marist	57 73	133	H	Texas Southern	63 74
5	N	Louisville	67 76					60	N	Oklahoma St.	47 60	155	H	Wright St.	68 62
7	A	Northwestern	47 74					71	A	Kansas St.	57 53	186	H	Louisiana	79 52
								82	A	Coastal Caro.	56 62	202	A	Little Rock	62 46
								82	H	Coastal Caro.	62 80	202	H	Little Rock	65 58
												222	H	SMU	51 46
												238	A	South Alabama	68 45
												246	A	Appalachian St.	82 60
												246	H	Appalachian St.	63 44
												247	A	North Texas	68 49
												252	A	Texas St.	55 72
												252	H	Texas St.	69 49
												254	A	Arkansas St.	89 62
												254	H	Arkansas St.	71 44
												300	H	Ga. Southern	101 73
												313	H	Georgia St.	58 32
												347	A	Grambling	88 54
												348	H	La.-Monroe	72 34
												349	H	Chicago St.	84 53
LAST 10 Division I															
300	H	Ga. Southern	101 73	82	H	Coastal Caro.	62 80	246	H	Appalachian St.	63 44				
313	H	Georgia St.	58 32					252	A	Texas St.	55 72				
252	H	Texas St.	69 49					43	A	Troy	69 85				
202	A	Little Rock	62 46					238	A	South Alabama	68 45				
254	A	Arkansas St.	89 62												

Non-Div I Games:

UT Arlington

Average RPI Win:	216	WON-LOST	WINNING	LAST 10	STRENGTH OF	OPP. STRENGTH	TEAM	ADJ.	CONF.	ADJ CONF.
Average RPI Loss:	71	RECORD	PCT. RANK	GAMES	SCHEDULE	OF SCHEDULE	RPI	RPI	RPI	RPI
DIV. I ONLY	20- 9	64	9-1	76	200	48	48	20	20	
DIV. I NON-CONF.	4- 7	225	0	12	12	115	115	23	23	
TOTALS	RPI 1-25	RPI 26-50	W-L RECORDS	RPI 51-100	RPI 101-150	RPI 150+				
20- 9	0- 3	0- 1	OVERALL	2- 2	1- 2	17- 1				
13- 1	0- 1	0- 0	HOME	2- 0	1- 0	10- 0				
7- 8	0- 2	0- 1	AWAY	0- 2	0- 2	7- 1				
0- 0	0- 0	0- 0	NEUTRAL	0- 0	0- 0	0- 0				
4- 7	0- 3	0- 1	NON-CONFERENCE	1- 2	0- 1	3- 0				
4- 1	0- 1	0- 0	HOME	1- 0	0- 0	3- 0				
0- 6	0- 2	0- 1	AWAY	0- 2	0- 1	0- 0				
0- 0	0- 0	0- 0	NEUTRAL	0- 0	0- 0	0- 0				
16- 2	0- 0	0- 0	CONFERENCE	1- 0	1- 1	14- 1				
9- 0	0- 0	0- 0	HOME	1- 0	1- 0	7- 0				
7- 2	0- 0	0- 0	AWAY	0- 0	0- 1	7- 1				
0- 0	0- 0	0- 0	NEUTRAL	0- 0	0- 0	0- 0				

RPI 1-25				RPI 26-50				Team's RPI: 48				RPI 51-100				RPI 101+			
RPI	S	Opponent	Score	RPI	S	Opponent	Score	RPI	S	Opponent	Score	RPI	S	Opponent	Score	RPI	S	Opponent	Score
5	H	Louisville	63 71	33	A	Arkansas	46 96	55	H	Belmont	74 57	103	A	Southern Ill.	59 70				
10	A	Gonzaga	55 78					62	A	Illinois St.	47 70	111	A	Southeast Mo. St.	69 71				
14	A	Mississippi St.	46 82					74	H	IUPUI	57 51	111	H	Southeast Mo. St.	78 72				
								94	A	Saint Louis	50 56	168	A	Austin Peay	69 61				
												168	H	Austin Peay	65 61				
												169	H	Samford	80 75				
												191	H	Chattanooga	78 51				
												208	A	Eastern Ill.	70 74				
												208	H	Eastern Ill.	88 64				
												210	A	Tennessee Tech	86 65				
												210	H	Tennessee Tech	71 62				
												233	A	Murray St.	89 64				
												233	H	Murray St.	98 56				
												235	A	Jacksonville St.	73 56				
												235	H	Jacksonville St.	86 72				
												255	H	Lipscomb	83 67				
												281	A	Morehead St.	82 64				
												286	A	Eastern Ky.	65 50				
												333	H	Tennessee St.	88 71				
												337	A	SIUE	79 39				
												337	H	SIUE	75 58				
LAST 10 Division I																			
111	H	Southeast Mo. St.	78 72	111	A	Southeast Mo. St.	69 71	235	H	Jacksonville St.	86 72								
337	H	SIUE	75 58	210	H	Tennessee Tech	71 62	281	A	Morehead St.	82 64								
235	A	Jacksonville St.	73 56	286	A	Eastern Ky.	65 50												
210	A	Tennessee Tech	86 65																
208	H	Eastern Ill.	88 64																

Non-Div I Games:

UT Martin

■ Loss,
 ■ Non-Conf, S Site,
 ■ Home
 ■ Away
 N Neutral

UTEP

Through Games Of March 3, 2020

Average RPI Win:	257	WON-LOST	WINNING	LAST 10	STRENGTH OF	OPP. STRENGTH	TEAM	ADJ.	CONF.	ADJ CONF.
Average RPI Loss:	132	RECORD	PCT. RANK	GAMES	SCHEDULE	OF SCHEDULE	RPI	RPI	RPI	RPI
DIV. I ONLY	15- 12	142	4-6	242	183	213	213	13	13	
DIV. I NON-CONF.	7- 4	100	0	314	330	257	257	16	16	
TOTALS	RPI 1-25	RPI 26-50	W-L RECORDS	RPI 51-100	RPI 101-150	RPI 150+				
15- 12	0- 1	0- 4	OVERALL	1- 1	1- 1	13- 5				
12- 6	0- 1	0- 2	HOME	1- 1	1- 0	10- 2				
3- 6	0- 0	0- 2	AWAY	0- 0	0- 1	3- 3				
0- 0	0- 0	0- 0	NEUTRAL	0- 0	0- 0	0- 0				
7- 4	0- 0	0- 1	NON-CONFERENCE	0- 0	1- 0	6- 3				
6- 3	0- 0	0- 1	HOME	0- 0	1- 0	5- 2				
1- 1	0- 0	0- 0	AWAY	0- 0	0- 0	1- 1				
0- 0	0- 0	0- 0	NEUTRAL	0- 0	0- 0	0- 0				
8- 8	0- 1	0- 3	CONFERENCE	1- 1	0- 1	7- 2				
6- 3	0- 1	0- 1	HOME	1- 1	0- 0	5- 0				
2- 5	0- 0	0- 2	AWAY	0- 0	0- 1	2- 2				
0- 0	0- 0	0- 0	NEUTRAL	0- 0	0- 0	0- 0				

RPI 1-25				RPI 26-50				RPI 51-100				RPI 101+ Team's RPI: 213			
RPI	S	Opponent	Score	RPI	S	Opponent	Score	RPI	S	Opponent	Score	RPI	S	Opponent	Score
23	H	Old Dominion	69 77	27	H	Arizona	43 54	53	H	Charlotte	82 76	124	A	UAB	51 63
				31	A	Western Ky.	65 78	63	H	Rice	61 69	145	H	Western Mich.	76 46
				50	A	Middle Tenn.	60 76					193	H	Fla. Atlantic	96 65
				50	H	Middle Tenn.	80 92					203	A	Southern Miss.	89 72
												203	H	Southern Miss.	80 72
												222	A	SMU	56 60
												227	H	New Mexico	78 93
												244	A	Marshall	66 76
												245	H	Tulsa	51 58
												247	H	North Texas	67 63
												272	A	Louisiana Tech	80 87
												301	H	FIU	64 34
												304	H	UC Riverside	63 50
												311	A	UTSA	85 59
												311	H	UTSA	94 54
												312	A	New Mexico St.	63 57
												312	H	New Mexico St.	65 45
												313	H	Georgia St.	71 68
												322	H	Weber St.	70 51
												325	H	Alcorn	92 47
LAST 10 Division I															
203	H	Southern Miss.	80 72	23	H	Old Dominion	69 77								
50	H	Middle Tenn.	80 92	53	H	Charlotte	82 76								
311	A	UTSA	85 59	124	A	UAB	51 63								
244	A	Marshall	66 76	50	A	Middle Tenn.	60 76								
31	A	Western Ky.	65 78	247	H	North Texas	67 63								

Non-Div I Games:

UTEP

■ Loss,
 ■ Non-Conf,
 ■ S Site,
 ■ H Home
 ■ A Away
 N Neutral

Average RPI Win: 277	WON-LOST	WINNING	LAST 10	STRENGTH OF	OPP. STRENGTH	TEAM	ADJ.	CONF.	ADJ CONF.
Average RPI Loss: 153	RECORD	PCT. RANK	GAMES	SCHEDULE	OF SCHEDULE	RPI	RPI	RPI	RPI
DIV. I ONLY	3- 21	330	0-10	131	162	311	311	13	13
DIV. I NON-CONF.	1- 7	321	0	177	248	318	318	16	16
TOTALS	RPI 1-25	RPI 26-50	W-L RECORDS	RPI 51-100	RPI 101-150	RPI 150+			
3- 21	0- 1	0- 3	OVERALL	0- 2	0- 5	3- 10			
2- 8	0- 1	0- 0	HOME	0- 2	0- 2	2- 3			
1- 12	0- 0	0- 3	AWAY	0- 0	0- 2	1- 7			
0- 1	0- 0	0- 0	NEUTRAL	0- 0	0- 1	0- 0			
1- 7	0- 0	0- 1	NON-CONFERENCE	0- 0	0- 3	1- 3			
1- 1	0- 0	0- 0	HOME	0- 0	0- 1	1- 0			
0- 5	0- 0	0- 1	AWAY	0- 0	0- 1	0- 3			
0- 1	0- 0	0- 0	NEUTRAL	0- 0	0- 1	0- 0			
2- 14	0- 1	0- 2	CONFERENCE	0- 2	0- 2	2- 7			
1- 7	0- 1	0- 0	HOME	0- 2	0- 1	1- 3			
1- 7	0- 0	0- 2	AWAY	0- 0	0- 1	1- 4			
0- 0	0- 0	0- 0	NEUTRAL	0- 0	0- 0	0- 0			

RPI 1-25				RPI 26-50				RPI 51-100				RPI 101+				Team's RPI: 311
RPI	S	Opponent	Score	RPI	S	Opponent	Score	RPI	S	Opponent	Score	RPI	S	Opponent	Score	
23	H	Old Dominion	43 62	31	A	Western Ky.	57 85	53	H	Charlotte	47 67	114	N	Utah	45 91	
				44	A	Texas	53 84	63	H	Rice	62 74	124	A	UAB	55 94	
				50	A	Middle Tenn.	48 69					124	H	UAB	51 87	
												127	A	Texas Tech	58 115	
												150	H	Sam Houston St.	77 81	
												193	H	Fla. Atlantic	53 80	
												203	A	Southern Miss.	65 82	
												207	A	Hawaii	50 62	
												213	A	UTEP	54 94	
												213	H	UTEP	59 85	
												244	A	Marshall	53 66	
												247	A	North Texas	55 94	
												247	H	North Texas	55 79	
												252	A	Texas St.	69 74	
												258	H	Incarnate Word	63 56	
												272	A	Louisiana Tech	82 73	
												298	A	UTRGV	64 75	
												301	H	FIU	60 45	
LAST 10 Division I																
124	H	UAB	51 87	53	H	Charlotte	47 67									
247	A	North Texas	55 94	23	H	Old Dominion	43 62									
213	H	UTEP	59 85	50	A	Middle Tenn.	48 69									
31	A	Western Ky.	57 85	124	A	UAB	55 94									
244	A	Marshall	53 66	63	H	Rice	62 74									

Non-Div I Games: Texas Wesleyan 80 78 Southwest (NM) 79 62 Concordia (TX) 73 44

UTSA

Loss, Non-Conf, S Site, H Home A Away N Neutral

Average RPI Win:	167	WON-LOST	WINNING	LAST 10	STRENGTH OF	OPP. STRENGTH	TEAM	ADJ.	CONF.	ADJ CONF.
Average RPI Loss:	60	RECORD	PCT. RANK	GAMES	SCHEDULE	OF SCHEDULE	RPI	RPI	RPI	RPI
DIV. I ONLY	13- 16	199	3-7	44	17	114	114	1	1	
DIV. I NON-CONF.	7- 4	100	0	291	162	189	189	1	1	
TOTALS	RPI 1-25	RPI 26-50	W-L RECORDS	RPI 51-100	RPI 101-150	RPI 150+				
13- 16	0- 8	1- 2	OVERALL	3- 3	4- 1	5- 2				
6- 9	0- 4	1- 2	HOME	1- 1	0- 1	4- 1				
5- 7	0- 4	0- 0	AWAY	2- 2	3- 0	0- 1				
2- 0	0- 0	0- 0	NEUTRAL	0- 0	1- 0	1- 0				
7- 4	0- 0	0- 1	NON-CONFERENCE	1- 1	1- 0	5- 2				
4- 2	0- 0	0- 1	HOME	0- 0	0- 0	4- 1				
1- 2	0- 0	0- 0	AWAY	1- 1	0- 0	0- 1				
2- 0	0- 0	0- 0	NEUTRAL	0- 0	1- 0	1- 0				
6- 12	0- 8	1- 1	CONFERENCE	2- 2	3- 1	0- 0				
2- 7	0- 4	1- 1	HOME	1- 1	0- 1	0- 0				
4- 5	0- 4	0- 0	AWAY	1- 1	3- 0	0- 0				
0- 0	0- 0	0- 0	NEUTRAL	0- 0	0- 0	0- 0				

RPI 1-25				RPI 26-50				RPI 51-100				RPI 101+ Team's RPI: 114			
RPI	S	Opponent	Score	RPI	S	Opponent	Score	RPI	S	Opponent	Score	RPI	S	Opponent	Score
2	A	Oregon	51 88	27	H	Arizona	69 85	77	A	Cincinnati	62 68	107	A	Washington St.	78 66
2	H	Oregon	63 90	29	H	South Dakota	81 84	83	A	BYU	77 73	125	A	Washington	74 65
8	A	Stanford	49 82	30	H	Arizona St.	75 71	84	A	Colorado	84 69	131	A	California	71 62
8	H	Stanford	64 97					84	H	Colorado	70 80	131	H	California	74 88
13	A	UCLA	54 77					85	A	Southern California	66 69	133	N	Texas Southern	61 52
13	H	UCLA	54 84					85	H	Southern California	67 65	184	H	Providence	60 67
18	A	Oregon St.	48 77									217	H	Oral Roberts	78 58
18	H	Oregon St.	65 77									231	H	Nevada	68 62
												262	A	Xavier	63 70
												308	H	Eastern Wash.	87 49
												311	N	UTSA	91 45
												322	H	Weber St.	75 46
LAST 10 Division I															
13	A	UCLA	54 77	8	H	Stanford	64 97								
85	A	Southern California	66 69	107	A	Washington St.	78 66								
30	H	Arizona St.	75 71	125	A	Washington	74 65								
27	H	Arizona	69 85	18	H	Oregon St.	65 77								
131	H	California	74 88	2	H	Oregon	63 90								

Non-Div I Games:

Utah

■ Loss,
 ■ Non-Conf,
 ■ S Site,
 ■ H Home
 ■ A Away
 N Neutral

Average RPI Win: 230	WON-LOST	WINNING	LAST 10	STRENGTH OF	OPP. STRENGTH	TEAM	ADJ.	CONF.	ADJ CONF.
Average RPI Loss: 173	RECORD	PCT. RANK	GAMES	SCHEDULE	OF SCHEDULE	RPI	RPI	RPI	RPI
DIV. I ONLY	7- 23	311	2-8	137	212	278	278	17	17
DIV. I NON-CONF.	4- 6	212	0	81	231	156	156	19	19
TOTALS	RPI 1-25	RPI 26-50	W-L RECORDS	RPI 51-100	RPI 101-150	RPI 150+			
7- 23	0- 2	0- 0	OVERALL	1- 4	0- 3	6- 14			
3- 10	0- 0	0- 0	HOME	0- 2	0- 2	3- 6			
3- 12	0- 2	0- 0	AWAY	1- 2	0- 1	2- 7			
1- 1	0- 0	0- 0	NEUTRAL	0- 0	0- 0	1- 1			
4- 6	0- 2	0- 0	NON-CONFERENCE	0- 1	0- 1	4- 2			
3- 1	0- 0	0- 0	HOME	0- 0	0- 1	3- 0			
1- 5	0- 2	0- 0	AWAY	0- 1	0- 0	1- 2			
0- 0	0- 0	0- 0	NEUTRAL	0- 0	0- 0	0- 0			
3- 17	0- 0	0- 0	CONFERENCE	1- 3	0- 2	2- 12			
0- 9	0- 0	0- 0	HOME	0- 2	0- 1	0- 6			
2- 7	0- 0	0- 0	AWAY	1- 1	0- 1	1- 5			
1- 1	0- 0	0- 0	NEUTRAL	0- 0	0- 0	1- 1			

RPI 1-25				RPI 26-50				RPI 51-100				RPI 101+ Team's RPI: 278			
RPI	S	Opponent	Score	RPI	S	Opponent	Score	RPI	S	Opponent	Score	RPI	S	Opponent	Score
2	A	Oregon	52 109					61	A	Fresno St.	64 76	138	H	Portland	64 70
18	A	Oregon St.	46 75					61	H	Fresno St.	61 79	147	A	San Jose St.	38 76
								83	A	BYU	50 67	147	H	San Jose St.	61 76
								96	A	Boise St.	58 56	160	H	Idaho St.	69 61
								96	H	Boise St.	59 65	163	A	Wyoming	45 64
												163	H	Wyoming	54 65
												163	N	Wyoming	59 64
												216	A	Cal St. Fullerton	62 83
												220	A	UNLV	45 69
												220	H	UNLV	46 60
												227	H	New Mexico	52 54
												231	A	Nevada	60 69
												239	A	San Diego St.	62 66
												239	H	San Diego St.	51 59
												239	N	San Diego St.	81 79
												247	H	North Texas	66 55
												270	A	Air Force	53 52
												270	H	Air Force	45 62
												288	A	Colorado St.	55 56
												288	H	Colorado St.	61 67
												292	A	Long Beach St.	56 48
												295	A	Utah Valley	49 57
												309	H	Seattle U	70 63
LAST 10 Division I															
				163	N	Wyoming	59 64	61	H	Fresno St.	61 79				
				239	N	San Diego St.	81 79	288	H	Colorado St.	61 67				
				227	H	New Mexico	52 54	96	A	Boise St.	58 56				
				147	A	San Jose St.	38 76	220	A	UNLV	45 69				
				163	A	Wyoming	45 64	239	H	San Diego St.	51 59				

Non-Div I Games: Dixie St. 61 49

Utah St.

Utah Valley

Through Games Of March 3, 2020

Average RPI Win:	284	WON-LOST	WINNING	LAST 10	STRENGTH OF	OPP. STRENGTH	TEAM	ADJ.	CONF.	ADJ CONF.
Average RPI Loss:	228	RECORD	PCT. RANK	GAMES	SCHEDULE	OF SCHEDULE	RPI	RPI	RPI	RPI
DIV. I ONLY	10- 14	226	5-5	312	335	295	295	31	31	
DIV. I NON-CONF.	1- 9	326	0	270	290	339	339	32	32	
TOTALS	RPI 1-25	RPI 26-50	W-L RECORDS	RPI 51-100	RPI 101-150	RPI 150+				
10- 14	0- 0	0- 0	OVERALL	0- 2	0- 0	10- 12				
6- 7	0- 0	0- 0	HOME	0- 0	0- 0	6- 7				
4- 7	0- 0	0- 0	AWAY	0- 2	0- 0	4- 5				
0- 0	0- 0	0- 0	NEUTRAL	0- 0	0- 0	0- 0				
1- 9	0- 0	0- 0	NON-CONFERENCE	0- 2	0- 0	1- 7				
1- 4	0- 0	0- 0	HOME	0- 0	0- 0	1- 4				
0- 5	0- 0	0- 0	AWAY	0- 2	0- 0	0- 3				
0- 0	0- 0	0- 0	NEUTRAL	0- 0	0- 0	0- 0				
9- 5	0- 0	0- 0	CONFERENCE	0- 0	0- 0	9- 5				
5- 3	0- 0	0- 0	HOME	0- 0	0- 0	5- 3				
4- 2	0- 0	0- 0	AWAY	0- 0	0- 0	4- 2				
0- 0	0- 0	0- 0	NEUTRAL	0- 0	0- 0	0- 0				

RPI 1-25				RPI 26-50				RPI 51-100				RPI 101+ Team's RPI: 295			
RPI	S	Opponent	Score	RPI	S	Opponent	Score	RPI	S	Opponent	Score	RPI	S	Opponent	Score
								83	A	BYU	57 71	159	H	Montana	52 63
								96	A	Boise St.	69 77	160	H	Idaho St.	61 88
												176	H	Southern Utah	58 71
												211	H	UMKC	62 41
												231	H	Nevada	57 60
												240	A	Grand Canyon	64 54
												240	H	Grand Canyon	59 66
												251	A	CSU Bakersfield	63 56
												251	H	CSU Bakersfield	53 55
												264	A	UC Santa Barbara	51 59
												278	H	Utah St.	57 49
												291	A	California Baptist	67 80
												291	H	California Baptist	74 57
												298	A	UTRGV	76 67
												298	H	UTRGV	61 54
												304	A	UC Riverside	53 67
												309	A	Seattle U	80 82
												309	H	Seattle U	70 58
												312	A	New Mexico St.	58 54
												312	H	New Mexico St.	58 65
												322	A	Weber St.	46 72
												349	H	Chicago St.	89 58
LAST 10 Division I															
				291	H	California Baptist	74 57					309	A	Seattle U	80 82
				240	A	Grand Canyon	64 54					291	A	California Baptist	67 80
				251	A	CSU Bakersfield	63 56					240	H	Grand Canyon	59 66
				312	H	New Mexico St.	58 65					251	H	CSU Bakersfield	53 55
				298	H	UTRGV	61 54					298	A	UTRGV	76 67

Non-Div I Games: Antelope Valley 77 61 Ottawa (AZ) 99 50

Utah Valley

■ Loss,
 ■ Non-Conf, S Site,
 ■ Home
 ■ Away
 N Neutral

Average RPI Win:	186	WON-LOST	WINNING	LAST 10	STRENGTH OF	OPP. STRENGTH	TEAM	ADJ.	CONF.	ADJ CONF.
Average RPI Loss:	102	RECORD	PCT. RANK	GAMES	SCHEDULE	OF SCHEDULE	RPI	RPI	RPI	RPI
DIV. I ONLY	18- 11	99	7-3	111	117	97	97	12	12	
DIV. I NON-CONF.	5- 8	221	0	98	130	206	206	12	12	
TOTALS	RPI 1-25	RPI 26-50	W-L RECORDS	RPI 51-100	RPI 101-150	RPI 150+				
18- 11	1- 0	0- 2	OVERALL	3- 4	4- 3	10- 2				
10- 5	1- 0	0- 0	HOME	2- 1	1- 3	6- 1				
7- 6	0- 0	0- 2	AWAY	1- 3	3- 0	3- 1				
1- 0	0- 0	0- 0	NEUTRAL	0- 0	0- 0	1- 0				
5- 8	1- 0	0- 1	NON-CONFERENCE	0- 4	0- 1	4- 2				
4- 3	1- 0	0- 0	HOME	0- 1	0- 1	3- 1				
0- 5	0- 0	0- 1	AWAY	0- 3	0- 0	0- 1				
1- 0	0- 0	0- 0	NEUTRAL	0- 0	0- 0	1- 0				
13- 3	0- 0	0- 1	CONFERENCE	3- 0	4- 2	6- 0				
6- 2	0- 0	0- 0	HOME	2- 0	1- 2	3- 0				
7- 1	0- 0	0- 1	AWAY	1- 0	3- 0	3- 0				
0- 0	0- 0	0- 0	NEUTRAL	0- 0	0- 0	0- 0				

RPI 1-25				RPI 26-50				RPI 51-100				Team's RPI: 97	RPI 101+			
RPI	S	Opponent	Score	RPI	S	Opponent	Score	RPI	S	Opponent	Score		RPI	S	Opponent	Score
23	H	Old Dominion	62 49	49	A	Dayton	67 72	65	A	Boston College	52 87		109	H	William & Mary	55 69
				50	A	Middle Tenn.	63 86	68	A	South Fla.	55 77		121	A	Richmond	57 42
								73	A	Seton Hall	33 53		121	H	Richmond	53 50
								77	H	Cincinnati	56 58		122	H	Duquesne	76 79
								89	H	Fordham	62 52		132	A	Davidson	55 51
								94	A	Saint Louis	65 52		143	A	Massachusetts	61 46
								94	H	Saint Louis	67 60		148	H	George Washington	55 56
													154	H	N.C. A&T	58 69
													196	A	La Salle	67 61
													203	A	Southern Miss.	39 51
													215	A	Rhode Island	75 54
													230	H	Saint Joseph's	47 40
													234	H	East Carolina	53 40
													246	H	Appalachian St.	66 38
													248	A	George Mason	82 63
													248	H	George Mason	48 36
													294	H	St. Bonaventure	56 47
													304	H	UC Riverside	67 51
													316	N	Omaha	74 66
LAST 10 Division I																
				132	A	Davidson	55 51					294	H	St. Bonaventure	56 47	
				248	H	George Mason	48 36					148	H	George Washington	55 56	
				94	H	Saint Louis	67 60					121	A	Richmond	57 42	
				196	A	La Salle	67 61					122	H	Duquesne	76 79	
				49	A	Dayton	67 72					89	H	Fordham	62 52	

Non-Div I Games:

VCU

■ Loss,
 ■ Non-Conf,
 S Site,
 ■ Home
 ■ Away
 N Neutral

Valparaiso

Through Games Of March 3, 2020

Average RPI Win:	243	WON-LOST	WINNING	LAST 10	STRENGTH OF	OPP. STRENGTH	TEAM	ADJ.	CONF.	ADJ CONF.
Average RPI Loss:	58	RECORD	PCT. RANK	GAMES	SCHEDULE	OF SCHEDULE	RPI	RPI	RPI	RPI
DIV. I ONLY	16- 11	120	6-4	233	96	149	149	8	8	
DIV. I NON-CONF.	8- 3	68	0	334	196	149	149	7	7	
TOTALS	RPI 1-25	RPI 26-50	W-L RECORDS	RPI 51-100	RPI 101-150	RPI 150+				
16- 11	0- 3	0- 4	OVERALL	2- 2	0- 1	14- 1				
8- 5	0- 1	0- 2	HOME	1- 1	0- 1	7- 0				
8- 5	0- 1	0- 2	AWAY	1- 1	0- 0	7- 1				
0- 1	0- 1	0- 0	NEUTRAL	0- 0	0- 0	0- 0				
8- 3	0- 2	0- 0	NON-CONFERENCE	0- 0	0- 0	8- 1				
4- 0	0- 0	0- 0	HOME	0- 0	0- 0	4- 0				
4- 2	0- 1	0- 0	AWAY	0- 0	0- 0	4- 1				
0- 1	0- 1	0- 0	NEUTRAL	0- 0	0- 0	0- 0				
8- 8	0- 1	0- 4	CONFERENCE	2- 2	0- 1	6- 0				
4- 5	0- 1	0- 2	HOME	1- 1	0- 1	3- 0				
4- 3	0- 0	0- 2	AWAY	1- 1	0- 0	3- 0				
0- 0	0- 0	0- 0	NEUTRAL	0- 0	0- 0	0- 0				

RPI S	Opponent	Score	RPI S	Opponent	Score	RPI S	Opponent	Score	RPI S	Opponent	Score	Team's RPI: 149
7	A Northwestern	48 69	26	A Drake	66 87	62	A Illinois St.	78 70	103	H Southern Ill.	51 67	
9	H Missouri St.	68 81	26	H Drake	79 83	62	H Illinois St.	60 72	161	A Loyola Chicago	70 57	
22	N Ohio St.	38 89	41	A Bradley	69 90	76	A UNI	70 77	161	H Loyola Chicago	66 64	
			41	H Bradley	61 75	76	H UNI	72 69	180	A Toledo	61 54	
									208	A Eastern Ill.	78 66	
									221	A North Dakota	63 65	
									256	H Bowling Green	95 90	
									268	A North Dakota St.	66 54	
									274	A Indiana St.	75 56	
									274	H Indiana St.	61 45	
									281	H Morehead St.	55 53	
									331	A Evansville	88 66	
									331	H Evansville	72 54	
									332	A Detroit Mercy	77 58	
									340	H UIC	63 37	
									349	H Chicago St.	95 49	
LAST 10 Division I												
26	H Drake	79 83	274	H Indiana St.	61 45							
76	H UNI	72 69	331	H Evansville	72 54							
161	A Loyola Chicago	70 57	76	A UNI	70 77							
62	A Illinois St.	78 70	26	A Drake	66 87							
41	A Bradley	69 90	161	H Loyola Chicago	66 64							

Non-Div I Games:

Valparaiso

■ Loss,
■ Non-Conf,
■ S Site,
■ H Home
■ A Away
N Neutral

Vanderbilt

Through Games Of March 3, 2020

Average RPI Win:	182	WON-LOST	WINNING	LAST 10	STRENGTH OF	OPP. STRENGTH	TEAM	ADJ.	CONF.	ADJ CONF.
Average RPI Loss:	54	RECORD	PCT. RANK	GAMES	SCHEDULE	OF SCHEDULE	RPI	RPI	RPI	RPI
DIV. I ONLY	14- 15	182	2-8	31	63	110	110	4	4	
DIV. I NON-CONF.	10- 3	57	0	101	234	67	67	5	5	
TOTALS	RPI 1-25	RPI 26-50	W-L RECORDS	RPI 51-100	RPI 101-150	RPI 150+				
14- 15	1- 5	0- 3	OVERALL	2- 4	3- 2	8- 1				
10- 6	1- 3	0- 1	HOME	1- 1	2- 0	6- 1				
3- 7	0- 2	0- 1	AWAY	1- 2	1- 2	1- 0				
1- 2	0- 0	0- 1	NEUTRAL	0- 1	0- 0	1- 0				
10- 3	0- 1	0- 1	NON-CONFERENCE	1- 1	2- 0	7- 0				
7- 1	0- 1	0- 0	HOME	1- 0	1- 0	5- 0				
2- 0	0- 0	0- 0	AWAY	0- 0	1- 0	1- 0				
1- 2	0- 0	0- 1	NEUTRAL	0- 1	0- 0	1- 0				
4- 12	1- 4	0- 2	CONFERENCE	1- 3	1- 2	1- 1				
3- 5	1- 2	0- 1	HOME	0- 1	1- 0	1- 1				
1- 7	0- 2	0- 1	AWAY	1- 2	0- 2	0- 0				
0- 0	0- 0	0- 0	NEUTRAL	0- 0	0- 0	0- 0				

RPI S	Opponent	Score	RPI S	Opponent	Score	RPI S	Opponent	Score	RPI S	Opponent	Score	Team's RPI: 110
1	A South Carolina	44 95	33	H Arkansas	66 100	57	A Alabama	61 98	108	H Columbia	72 51	
1	H South Carolina	57 93	34	A LSU	55 61	58	A Tennessee	63 67	113	A Auburn	62 70	
6	H UConn	51 64	42	N Rutgers	56 62	58	H Tennessee	69 78	113	H Auburn	77 55	
14	H Mississippi St.	52 68				70	A Georgia	63 55	125	A Washington	76 74	
17	A Texas A&M	53 74				73	N Seton Hall	65 69	134	A Florida	60 68	
25	H Kentucky	70 64				94	H Saint Louis	62 50	167	H Missouri	66 78	
									190	H Radford	80 46	
									200	H Furman	74 46	
									210	H Tennessee Tech	75 61	
									235	H Jacksonville St.	88 66	
									276	N UC Irvine	76 63	
									285	H Ole Miss	63 47	
									286	H Eastern Ky.	75 69	
									333	A Tennessee St.	106 55	
LAST 10 Division I												
25	H Kentucky	70 64	17	A Texas A&M	53 74							
34	A LSU	55 61	285	H Ole Miss	63 47							
58	A Tennessee	63 67	113	A Auburn	62 70							
167	H Missouri	66 78	58	H Tennessee	69 78							
1	A South Carolina	44 95	57	A Alabama	61 98							

Non-Div I Games:

Vanderbilt

Loss, Non-Conf, S Site, H Home A Away N Neutral

Vermont

Through Games Of March 3, 2020

Average RPI Win:	307	WON-LOST	WINNING	LAST 10	STRENGTH OF	OPP. STRENGTH	TEAM	ADJ.	CONF.	ADJ CONF.
Average RPI Loss:	190	RECORD	PCT. RANK	GAMES	SCHEDULE	OF SCHEDULE	RPI	RPI	RPI	RPI
DIV. I ONLY	11- 17	236	3-7	327	318	306	306	26	26	
DIV. I NON-CONF.	5- 7	205	0	326	321	304	304	28	28	
TOTALS	RPI 1-25	RPI 26-50	W-L RECORDS	RPI 51-100	RPI 101-150	RPI 150+				
11- 17	0- 0	0- 0	OVERALL	0- 3	0- 1	11- 13				
8- 6	0- 0	0- 0	HOME	0- 1	0- 1	8- 4				
3- 11	0- 0	0- 0	AWAY	0- 2	0- 0	3- 9				
0- 0	0- 0	0- 0	NEUTRAL	0- 0	0- 0	0- 0				
5- 7	0- 0	0- 0	NON-CONFERENCE	0- 1	0- 1	5- 5				
4- 2	0- 0	0- 0	HOME	0- 0	0- 1	4- 1				
1- 5	0- 0	0- 0	AWAY	0- 1	0- 0	1- 4				
0- 0	0- 0	0- 0	NEUTRAL	0- 0	0- 0	0- 0				
6- 10	0- 0	0- 0	CONFERENCE	0- 2	0- 0	6- 8				
4- 4	0- 0	0- 0	HOME	0- 1	0- 0	4- 3				
2- 6	0- 0	0- 0	AWAY	0- 1	0- 0	2- 5				
0- 0	0- 0	0- 0	NEUTRAL	0- 0	0- 0	0- 0				

RPI S	Opponent	Score	RPI S	Opponent	Score	RPI S	Opponent	Score	RPI S	Opponent	Score
						81	A Stony Brook	49 67	143	H Massachusetts	49 83
						81	H Stony Brook	68 72	161	A Loyola Chicago	76 78
						86	A Minnesota	58 90	164	A Binghamton	53 76
									164	H Binghamton	65 62
									173	A Maine	59 70
									173	H Maine	47 65
									174	A Dartmouth	55 72
									181	A Merrimack	53 78
									215	A Rhode Island	74 77
									218	A UMass Lowell	47 61
									218	H UMass Lowell	58 62
									267	A New Hampshire	44 42
									267	H New Hampshire	51 59
									275	H Saint Francis (PA)	69 73
									293	A UMBC	47 54
									293	H UMBC	60 58
									318	H Navy	64 56
									319	A Albany (NY)	49 58
									319	H Albany (NY)	52 36
									326	H Bryant	71 66
									330	H NJIT	65 59
									335	A LIU Brooklyn	73 62
									338	H Canisius	76 53
									344	A Hartford	63 53
									344	H Hartford	62 51
LAST 10 Division I											
218	H	UMass Lowell	58	62	344	H	Hartford	62	51		
293	A	UMBC	47	54	173	A	Maine	59	70		
81	H	Stony Brook	68	72	319	H	Albany (NY)	52	36		
164	A	Binghamton	53	76	267	H	New Hampshire	51	59		
267	A	New Hampshire	44	42	218	A	UMass Lowell	47	61		

Non-Div I Games: Norwich 86 40

Vermont

Loss, Non-Conf, S Site, H Home A Away N Neutral

Villanova

Through Games Of March 3, 2020

Average RPI Win:	145	WON-LOST	WINNING	LAST 10	STRENGTH OF	OPP. STRENGTH	TEAM	ADJ.	CONF.	ADJ CONF.
Average RPI Loss:	78	RECORD	PCT. RANK	GAMES	SCHEDULE	OF SCHEDULE	RPI	RPI	RPI	RPI
DIV. I ONLY	17- 12	130	6-4	69	66	75	75	6	6	
DIV. I NON-CONF.	6- 5	151	0	72	55	90	90	6	6	
TOTALS	RPI 1-25	RPI 26-50	W-L RECORDS	RPI 51-100	RPI 101-150	RPI 150+				
17- 12	1- 1	1- 5	OVERALL	6- 3	0- 2	9- 1				
9- 5	1- 0	1- 2	HOME	2- 2	0- 1	5- 0				
8- 7	0- 1	0- 3	AWAY	4- 1	0- 1	4- 1				
0- 0	0- 0	0- 0	NEUTRAL	0- 0	0- 0	0- 0				
6- 5	0- 0	0- 2	NON-CONFERENCE	3- 0	0- 2	3- 1				
3- 2	0- 0	0- 1	HOME	1- 0	0- 1	2- 0				
3- 3	0- 0	0- 1	AWAY	2- 0	0- 1	1- 1				
0- 0	0- 0	0- 0	NEUTRAL	0- 0	0- 0	0- 0				
11- 7	1- 1	1- 3	CONFERENCE	3- 3	0- 0	6- 0				
6- 3	1- 0	1- 1	HOME	1- 2	0- 0	3- 0				
5- 4	0- 1	0- 2	AWAY	2- 1	0- 0	3- 0				
0- 0	0- 0	0- 0	NEUTRAL	0- 0	0- 0	0- 0				

RPI 1-25				RPI 26-50				RPI 51-100				RPI 101+			
RPI	S	Opponent	Score	RPI	S	Opponent	Score	RPI	S	Opponent	Score	RPI	S	Opponent	Score
19	A	DePaul	69 85	28	A	Marquette	52 57	64	A	St. John's (NY)	67 62	116	A	Temple	69 74
19	H	DePaul	76 58	28	H	Marquette	61 47	64	H	St. John's (NY)	66 64	148	H	George Washington	56 68
				36	H	James Madison	52 56	67	H	Penn	70 58	184	A	Providence	74 63
				40	A	Drexel	52 54	70	A	Georgia	63 58	184	H	Providence	51 49
				45	A	Creighton	47 67	73	A	Seton Hall	61 55	185	H	Manhattan	63 51
				45	H	Creighton	42 58	73	H	Seton Hall	63 65	196	A	La Salle	77 69
								89	A	Fordham	73 66	198	A	American	54 76
								93	A	Butler	61 63	230	H	Saint Joseph's	60 44
								93	H	Butler	41 58	241	A	Georgetown	48 40
												241	H	Georgetown	74 53
												262	A	Xavier	55 54
												262	H	Xavier	66 54
LAST 10 Division I															
184	A	Providence	74 63	93	A	Butler	61 63								
45	A	Creighton	47 67	262	A	Xavier	55 54								
19	H	DePaul	76 58	73	H	Seton Hall	63 65								
28	H	Marquette	61 47	64	H	St. John's (NY)	66 64								
241	A	Georgetown	48 40	28	A	Marquette	52 57								

Non-Div I Games:

Villanova

Loss, Non-Conf, S Site, H Home A Away N Neutral

Virginia

Through Games Of March 3, 2020

Average RPI Win:	120	WON-LOST	WINNING	LAST 10	STRENGTH OF	OPP. STRENGTH	TEAM	ADJ.	CONF.	ADJ CONF.
Average RPI Loss:	50	RECORD	PCT. RANK	GAMES	SCHEDULE	OF SCHEDULE	RPI	RPI	RPI	RPI
DIV. I ONLY	13- 16	199	6-4	2	36	56	56	5	5	
DIV. I NON-CONF.	5- 6	187	0	1	29	35	35	4	4	
TOTALS	RPI 1-25	RPI 26-50	W-L RECORDS	RPI 51-100	RPI 101-150	RPI 150+				
13- 16	2- 8	2- 3	OVERALL	4- 2	1- 3	4- 0				
9- 5	2- 3	1- 1	HOME	3- 0	1- 1	2- 0				
4- 10	0- 4	1- 2	AWAY	1- 2	0- 2	2- 0				
0- 1	0- 1	0- 0	NEUTRAL	0- 0	0- 0	0- 0				
5- 6	1- 4	1- 1	NON-CONFERENCE	1- 1	0- 0	2- 0				
3- 2	1- 2	1- 0	HOME	1- 0	0- 0	0- 0				
2- 3	0- 1	0- 1	AWAY	0- 1	0- 0	2- 0				
0- 1	0- 1	0- 0	NEUTRAL	0- 0	0- 0	0- 0				
8- 10	1- 4	1- 2	CONFERENCE	3- 1	1- 3	2- 0				
6- 3	1- 1	0- 1	HOME	2- 0	1- 1	2- 0				
2- 7	0- 3	1- 1	AWAY	1- 1	0- 2	0- 0				
0- 0	0- 0	0- 0	NEUTRAL	0- 0	0- 0	0- 0				

RPI 1-25				RPI 26-50				RPI 51-100 Team's RPI: 56				RPI 101+			
RPI	S	Opponent	Score	RPI	S	Opponent	Score	RPI	S	Opponent	Score	RPI	S	Opponent	Score
5	A	Louisville	56 71	32	A	Virginia Tech	86 76	51	H	Bucknell	84 60	104	H	Syracuse	57 41
6	A	UConn	44 83	32	H	Virginia Tech	61 69	65	A	Boston College	69 52	128	A	Wake Forest	56 62
13	H	UCLA	62 73	36	H	James Madison	55 49	72	A	Georgia Tech	51 61	139	A	North Carolina	68 78
14	N	Mississippi St.	59 72	39	A	Florida St.	55 63	85	A	Southern California	49 59	139	H	North Carolina	47 65
21	A	NC State	60 80	42	A	Rutgers	63 73	98	H	Miami (FL)	69 64	220	A	UNLV	63 55
21	H	NC State	64 75					100	H	Notre Dame	90 60	228	H	Clemson	70 54
23	H	Old Dominion	56 53									283	A	CSUN	72 47
24	A	Duke	47 62									290	H	Pittsburgh	66 55
24	H	Duke	66 63												
25	H	Kentucky	47 50												
LAST 10 Division I															
21	H	NC State	64 75	39	A	Florida St.	55 63								
290	H	Pittsburgh	66 55	228	H	Clemson	70 54								
32	A	Virginia Tech	86 76	104	H	Syracuse	57 41								
24	A	Duke	47 62	139	A	North Carolina	68 78								
98	H	Miami (FL)	69 64	100	H	Notre Dame	90 60								

Non-Div I Games:

Virginia

■ Loss,
■ Non-Conf, S Site,
■ Home
■ Away
N Neutral

Virginia Tech

Through Games Of March 3, 2020

Average RPI Win:	139	WON-LOST	WINNING	LAST 10	STRENGTH OF	OPP. STRENGTH	TEAM	ADJ.	CONF.	ADJ CONF.
Average RPI Loss:	43	RECORD	PCT. RANK	GAMES	SCHEDULE	OF SCHEDULE	RPI	RPI	RPI	RPI
DIV. I ONLY	21- 8	52	6-4	55	43	32	32	5	5	
DIV. I NON-CONF.	10- 1	20	0	117	102	28	28	4	4	
TOTALS	RPI 1-25	RPI 26-50	W-L RECORDS	RPI 51-100	RPI 101-150	RPI 150+				
21- 8	1- 4	1- 1	OVERALL	8- 2	4- 1	7- 0				
13- 2	1- 1	1- 0	HOME	4- 1	2- 0	5- 0				
5- 5	0- 3	0- 1	AWAY	2- 0	2- 1	1- 0				
3- 1	0- 0	0- 0	NEUTRAL	2- 1	0- 0	1- 0				
10- 1	0- 0	1- 0	NON-CONFERENCE	3- 1	1- 0	5- 0				
6- 0	0- 0	1- 0	HOME	1- 0	1- 0	3- 0				
1- 0	0- 0	0- 0	AWAY	0- 0	0- 0	1- 0				
3- 1	0- 0	0- 0	NEUTRAL	2- 1	0- 0	1- 0				
11- 7	1- 4	0- 1	CONFERENCE	5- 1	3- 1	2- 0				
7- 2	1- 1	0- 0	HOME	3- 1	1- 0	2- 0				
4- 5	0- 3	0- 1	AWAY	2- 0	2- 1	0- 0				
0- 0	0- 0	0- 0	NEUTRAL	0- 0	0- 0	0- 0				

RPI 1-25				RPI 26-50				Team's RPI: 32				RPI 51-100				RPI 101+			
RPI	S	Opponent	Score	RPI	S	Opponent	Score	RPI	S	Opponent	Score	RPI	S	Opponent	Score	RPI	S	Opponent	Score
5	A	Louisville	53 70	39	A	Florida St.	62 86	55	N	Belmont	60 58	104	A	Syracuse	65 67				
21	A	NC State	69 76	46	H	Purdue	67 54	56	A	Virginia	69 61	128	A	Wake Forest	73 62				
21	H	NC State	59 71					56	H	Virginia	76 86	132	H	Davidson	88 68				
24	A	Duke	67 72					63	N	Rice	54 45	139	A	North Carolina	72 63				
24	H	Duke	70 56					65	H	Boston College	70 49	139	H	North Carolina	76 70				
								70	N	Georgia	72 77	170	N	Wichita St.	84 63				
								72	H	Georgia Tech	64 61	178	H	Gardner-Webb	87 65				
								98	H	Miami (FL)	69 45	228	H	Clemson	71 50				
								99	H	Liberty	73 69	248	A	George Mason	77 58				
								100	A	Notre Dame	68 62	275	H	Saint Francis (PA)	105 41				
												290	H	Pittsburgh	68 56				
												314	H	UMES	86 43				
LAST 10 Division I																			
5	A	Louisville	53 70	72	H	Georgia Tech	64 61												
24	H	Duke	70 56	139	A	North Carolina	72 63												
56	H	Virginia	76 86	21	H	NC State	59 71												
100	A	Notre Dame	68 62	98	H	Miami (FL)	69 45												
128	A	Wake Forest	73 62	104	A	Syracuse	65 67												

Non-Div I Games:

Virginia Tech

■ Loss,
 ■ Non-Conf,
 ■ S Site,
 ■ H Home
 ■ A Away
 N Neutral

Average RPI Win: 318	WON-LOST	WINNING	LAST 10	STRENGTH OF	OPP. STRENGTH	TEAM	ADJ.	CONF.	ADJ CONF.
Average RPI Loss: 182	RECORD	PCT. RANK	GAMES	SCHEDULE	OF SCHEDULE	RPI	RPI	RPI	RPI
DIV. I ONLY	9- 18	273	4-6	246	337	299	299	30	30
DIV. I NON-CONF.	3- 7	252	0	60	278	214	214	30	30
TOTALS	RPI 1-25	RPI 26-50	W-L RECORDS	RPI 51-100	RPI 101-150	RPI 150+			
9- 18	0- 1	0- 0	OVERALL	0- 4	0- 5	9- 8			
7- 5	0- 0	0- 0	HOME	0- 1	0- 2	7- 2			
2- 13	0- 1	0- 0	AWAY	0- 3	0- 3	2- 6			
0- 0	0- 0	0- 0	NEUTRAL	0- 0	0- 0	0- 0			
3- 7	0- 1	0- 0	NON-CONFERENCE	0- 4	0- 1	3- 1			
3- 1	0- 0	0- 0	HOME	0- 1	0- 0	3- 0			
0- 6	0- 1	0- 0	AWAY	0- 3	0- 1	0- 1			
0- 0	0- 0	0- 0	NEUTRAL	0- 0	0- 0	0- 0			
6- 11	0- 0	0- 0	CONFERENCE	0- 0	0- 4	6- 7			
4- 4	0- 0	0- 0	HOME	0- 0	0- 2	4- 2			
2- 7	0- 0	0- 0	AWAY	0- 0	0- 2	2- 5			
0- 0	0- 0	0- 0	NEUTRAL	0- 0	0- 0	0- 0			

RPI 1-25				RPI 26-50				RPI 51-100				RPI 101+ Team's RPI: 299			
RPI	S	Opponent	Score	RPI	S	Opponent	Score	RPI	S	Opponent	Score	RPI	S	Opponent	Score
3	A	Maryland	56 119					52	A	Yale	68 87	101	A	Colgate	58 74
								81	H	Stony Brook	45 66	117	A	Robert Morris	47 51
								91	A	Rider	63 77	117	H	Robert Morris	35 77
								93	A	Butler	58 74	141	A	Mt. St. Mary's	63 78
												141	H	Mt. St. Mary's	52 67
												181	A	Merrimack	44 55
												257	A	Youngstown St.	42 64
												275	A	Saint Francis (PA)	50 51
												275	H	Saint Francis (PA)	55 50
												293	H	UMBC	67 60
												302	H	Sacred Heart	65 79
												315	A	St. Francis Brooklyn	74 53
												315	H	St. Francis Brooklyn	74 66
												317	A	Fairleigh Dickinson	53 57
												317	H	Fairleigh Dickinson	61 62
												323	H	Saint Peter's	90 89
												326	A	Bryant	58 45
												330	H	NJIT	61 59
												335	A	LIU Brooklyn	52 66
												335	H	LIU Brooklyn	63 61
												346	A	Central Conn. St.	63 66
												346	H	Central Conn. St.	63 56
LAST 10 Division I															
317	A	Fairleigh Dickinson	53 57	181	A	Merrimack	44 55								
335	A	LIU Brooklyn	52 66	117	H	Robert Morris	35 77								
315	A	St. Francis Brooklyn	74 53	275	H	Saint Francis (PA)	55 50								
346	H	Central Conn. St.	63 56	317	H	Fairleigh Dickinson	61 62								
141	H	Mt. St. Mary's	52 67	326	A	Bryant	58 45								

Non-Div I Games: Staten Island 81 57

Wagner

■ Loss,
 ■ Non-Conf,
 ■ S Site,
 ■ Home
 ■ A Away
 N Neutral

Wake Forest

Through Games Of March 3, 2020

Average RPI Win:	150	WON-LOST	WINNING	LAST 10	STRENGTH OF	OPP. STRENGTH	TEAM	ADJ.	CONF.	ADJ CONF.
Average RPI Loss:	93	RECORD	PCT. RANK	GAMES	SCHEDULE	OF SCHEDULE	RPI	RPI	RPI	RPI
DIV. I ONLY	14- 15	182	3-7	68	69	128	128	5	5	
DIV. I NON-CONF.	7- 4	100	0	106	220	106	106	4	4	
TOTALS	RPI 1-25	RPI 26-50	W-L RECORDS	RPI 51-100	RPI 101-150	RPI 150+				
14- 15	1- 2	1- 3	OVERALL	2- 7	4- 1	6- 2				
9- 6	0- 0	0- 2	HOME	2- 3	3- 1	4- 0				
3- 9	1- 2	0- 1	AWAY	0- 4	0- 0	2- 2				
2- 0	0- 0	1- 0	NEUTRAL	0- 0	1- 0	0- 0				
7- 4	0- 0	1- 0	NON-CONFERENCE	0- 2	2- 1	4- 1				
4- 2	0- 0	0- 0	HOME	0- 1	1- 1	3- 0				
1- 2	0- 0	0- 0	AWAY	0- 1	0- 0	1- 1				
2- 0	0- 0	1- 0	NEUTRAL	0- 0	1- 0	0- 0				
7- 11	1- 2	0- 3	CONFERENCE	2- 5	2- 0	2- 1				
5- 4	0- 0	0- 2	HOME	2- 2	2- 0	1- 0				
2- 7	1- 2	0- 1	AWAY	0- 3	0- 0	1- 1				
0- 0	0- 0	0- 0	NEUTRAL	0- 0	0- 0	0- 0				

RPI	S	Opponent	Score	RPI	S	Opponent	Score	RPI	S	Opponent	Score	RPI	S	Opponent	Score	Team's RPI: 128
5	A	Louisville	61 75	32	H	Virginia Tech	62 73	53	H	Charlotte	65 77	104	H	Syracuse	65 60	
21	A	NC State	45 59	39	A	Florida St.	67 78	56	H	Virginia	62 56	118	H	Campbell	74 46	
24	A	Duke	60 58	39	H	Florida St.	65 70	64	A	St. John's (NY)	74 82	134	N	Florida	73 68	
				49	N	Dayton	78 59	65	A	Boston College	54 67	136	H	UNC Greensboro	65 67	
								72	A	Georgia Tech	52 62	139	H	North Carolina	82 79	
								72	H	Georgia Tech	65 60	177	A	Elon	69 57	
								98	A	Miami (FL)	56 59	228	A	Clemson	66 52	
								98	H	Miami (FL)	63 79	228	H	Clemson	63 58	
								100	H	Notre Dame	71 75	234	H	East Carolina	76 53	
												261	H	Col. of Charleston	106 50	
												271	H	UNCW	65 55	
												289	A	ETSU	60 67	
												290	A	Pittsburgh	48 53	
LAST 10 Division I																
				98	H	Miami (FL)	63 79	72	A	Georgia Tech	52 62					
				139	H	North Carolina	82 79	100	H	Notre Dame	71 75					
				39	A	Florida St.	67 78	65	A	Boston College	54 67					
				32	H	Virginia Tech	62 73	290	A	Pittsburgh	48 53					
				228	A	Clemson	66 52	104	H	Syracuse	65 60					

Non-Div I Games:

Wake Forest

■ Loss,
■ Non-Conf,
■ S Site,
■ H Home
■ A Away
N Neutral

Average RPI Win:	165	WON-LOST	WINNING	LAST 10	STRENGTH OF	OPP. STRENGTH	TEAM	ADJ.	CONF.	ADJ CONF.
Average RPI Loss:	68	RECORD	PCT. RANK	GAMES	SCHEDULE	OF SCHEDULE	RPI	RPI	RPI	RPI
DIV. I ONLY	13- 16	199	3-7	43	28	125	125	1	1	
DIV. I NON-CONF.	8- 3	68	0	229	211	147	147	1	1	
<hr/>										
TOTALS	RPI 1-25	RPI 26-50	W-L RECORDS	RPI 51-100	RPI 101-150	RPI 150+				
13- 16	2- 5	0- 4	OVERALL	2- 1	3- 4	6- 2				
7- 9	1- 1	0- 2	HOME	2- 0	0- 4	4- 2				
3- 7	0- 4	0- 2	AWAY	0- 1	3- 0	0- 0				
3- 0	1- 0	0- 0	NEUTRAL	0- 0	0- 0	2- 0				
8- 3	1- 0	0- 0	NON-CONFERENCE	0- 0	1- 1	6- 2				
4- 3	0- 0	0- 0	HOME	0- 0	0- 1	4- 2				
1- 0	0- 0	0- 0	AWAY	0- 0	1- 0	0- 0				
3- 0	1- 0	0- 0	NEUTRAL	0- 0	0- 0	2- 0				
5- 13	1- 5	0- 4	CONFERENCE	2- 1	2- 3	0- 0				
3- 6	1- 1	0- 2	HOME	2- 0	0- 3	0- 0				
2- 7	0- 4	0- 2	AWAY	0- 1	2- 0	0- 0				
0- 0	0- 0	0- 0	NEUTRAL	0- 0	0- 0	0- 0				

RPI 1-25				RPI 26-50				RPI 51-100				RPI 101+ Team's RPI: 125			
RPI	S	Opponent	Score	RPI	S	Opponent	Score	RPI	S	Opponent	Score	RPI	S	Opponent	Score
2	A	Oregon	56 92	27	A	Arizona	53 64	84	H	Colorado	61 52	107	A	Washington St.	65 56
8	A	Stanford	56 77	27	H	Arizona	58 66	85	A	Southern California	78 81	107	H	Washington St.	59 66
8	H	Stanford	41 58	30	A	Arizona St.	68 72	85	H	Southern California	75 66	110	H	Vanderbilt	74 76
12	N	Iowa	70 63	30	H	Arizona St.	50 67					112	A	San Diego	65 47
13	A	UCLA	80 85									114	H	Utah	65 74
13	H	UCLA	74 68									131	A	California	67 64
18	A	Oregon St.	61 75									131	H	California	74 81
												166	H	Tulane	62 64
												204	H	San Francisco	73 54
												207	H	Hawaii	50 62
												249	N	Iona	65 34
												251	H	CSU Bakersfield	80 49
												265	N	Howard	75 58
												309	H	Seattle U	78 46
												322	H	Weber St.	94 41
<hr/>															
LAST 10 Division I															
2	A	Oregon	56 92	27	A	Arizona	53 64								
18	A	Oregon St.	61 75	84	H	Colorado	61 52								
13	H	UCLA	74 68	114	H	Utah	65 74								
85	H	Southern California	75 66	131	H	California	74 81								
30	A	Arizona St.	68 72	8	H	Stanford	41 58								

Non-Div I Games:

Washington

■ Loss,
■ Non-Conf,
■ S Site,
■ H Home
■ A Away
N Neutral

Average RPI Win:	180	WON-LOST	WINNING	LAST 10	STRENGTH OF	OPP. STRENGTH	TEAM	ADJ.	CONF.	ADJ CONF.
Average RPI Loss:	38	RECORD	PCT. RANK	GAMES	SCHEDULE	OF SCHEDULE	RPI	RPI	RPI	RPI
DIV. I ONLY	11- 19	261	2-8	5	23	107	107	1	1	
DIV. I NON-CONF.	7- 5	131	0	27	87	71	71	1	1	
TOTALS	RPI 1-25	RPI 26-50	W-L RECORDS	RPI 51-100	RPI 101-150	RPI 150+				
11- 19	0- 10	0- 4	OVERALL	3- 3	3- 2	5- 0				
7- 8	0- 3	0- 2	HOME	2- 1	1- 2	4- 0				
3- 8	0- 4	0- 2	AWAY	1- 2	2- 0	0- 0				
1- 3	0- 3	0- 0	NEUTRAL	0- 0	0- 0	1- 0				
7- 5	0- 4	0- 0	NON-CONFERENCE	2- 1	0- 0	5- 0				
5- 1	0- 1	0- 0	HOME	1- 0	0- 0	4- 0				
1- 1	0- 0	0- 0	AWAY	1- 1	0- 0	0- 0				
1- 3	0- 3	0- 0	NEUTRAL	0- 0	0- 0	1- 0				
4- 14	0- 6	0- 4	CONFERENCE	1- 2	3- 2	0- 0				
2- 7	0- 2	0- 2	HOME	1- 1	1- 2	0- 0				
2- 7	0- 4	0- 2	AWAY	0- 1	2- 0	0- 0				
0- 0	0- 0	0- 0	NEUTRAL	0- 0	0- 0	0- 0				

RPI	S	Opponent	Score	RPI	S	Opponent	Score	RPI	S	Opponent	Score	RPI	S	Opponent	Score	Team's RPI: 107
1	N	South Carolina	53 68	27	A	Arizona	57 72	83	H	BYU	67 50	114	H	Utah	66 78	
2	A	Oregon	57 88	27	H	Arizona	67 74	84	H	Colorado	69 59	125	A	Washington	66 59	
4	N	Baylor	66 89	30	A	Arizona St.	59 62	85	A	Southern California	63 74	125	H	Washington	56 65	
8	A	Stanford	58 77	30	H	Arizona St.	56 65	85	H	Southern California	60 66	131	A	California	96 75	
8	H	Stanford	49 71					96	A	Boise St.	80 68	131	H	California	92 66	
10	H	Gonzaga	53 76					98	A	Miami (FL)	68 74	194	H	Pepperdine	85 48	
13	A	UCLA	50 66									253	N	Southern U.	69 54	
13	H	UCLA	62 70									276	H	UC Irvine	87 59	
15	N	Indiana	44 78									283	H	CSUN	71 61	
18	A	Oregon St.	58 73									327	H	Ark.-Pine Bluff	85 56	
LAST 10 Division I																
18	A	Oregon St.	58 73	30	A	Arizona St.	59 62									
2	A	Oregon	57 88	114	H	Utah	66 78									
85	H	Southern California	60 66	84	H	Colorado	69 59									
13	H	UCLA	62 70	8	H	Stanford	49 71									
27	A	Arizona	57 72	131	H	California	92 66									

Non-Div I Games:

Washington St.

■ Loss,
■ Non-Conf,
■ S Site,
■ H Home
■ A Away
N Neutral

Average RPI Win:	274	WON-LOST	WINNING	LAST 10	STRENGTH OF	OPP. STRENGTH	TEAM	ADJ.	CONF.	ADJ CONF.
Average RPI Loss:	176	RECORD	PCT. RANK	GAMES	SCHEDULE	OF SCHEDULE	RPI	RPI	RPI	RPI
DIV. I ONLY	3- 24	334	0-10	216	211	322	322	18	18	
DIV. I NON-CONF.	2- 7	288	0	186	193	264	264	17	17	
TOTALS	RPI 1-25	RPI 26-50	W-L RECORDS	RPI 51-100	RPI 101-150	RPI 150+				
3- 24	0- 1	0- 0	OVERALL	0- 2	0- 5	3- 16				
1- 9	0- 0	0- 0	HOME	0- 1	0- 1	1- 7				
2- 15	0- 1	0- 0	AWAY	0- 1	0- 4	2- 9				
0- 0	0- 0	0- 0	NEUTRAL	0- 0	0- 0	0- 0				
2- 7	0- 1	0- 0	NON-CONFERENCE	0- 0	0- 4	2- 2				
1- 1	0- 0	0- 0	HOME	0- 0	0- 1	1- 0				
1- 6	0- 1	0- 0	AWAY	0- 0	0- 3	1- 2				
0- 0	0- 0	0- 0	NEUTRAL	0- 0	0- 0	0- 0				
1- 17	0- 0	0- 0	CONFERENCE	0- 2	0- 1	1- 14				
0- 8	0- 0	0- 0	HOME	0- 1	0- 0	0- 7				
1- 9	0- 0	0- 0	AWAY	0- 1	0- 1	1- 7				
0- 0	0- 0	0- 0	NEUTRAL	0- 0	0- 0	0- 0				

RPI 1-25				RPI 26-50				RPI 51-100				RPI 101+ Team's RPI: 322			
RPI	S	Opponent	Score	RPI	S	Opponent	Score	RPI	S	Opponent	Score	RPI	S	Opponent	Score
13	A	UCLA	45 85					79	A	Montana St.	52 81	114	A	Utah	46 75
								79	H	Montana St.	67 102	115	A	Idaho	50 70
												125	A	Washington	41 94
												135	A	Pacific	53 76
												138	H	Portland	59 78
												159	A	Montana	57 85
												159	H	Montana	46 78
												160	A	Idaho St.	41 55
												160	H	Idaho St.	54 65
												162	A	Northern Ariz.	61 92
												162	H	Northern Ariz.	82 88
												176	A	Southern Utah	66 82
												176	H	Southern Utah	71 87
												213	A	UTEP	51 70
												223	A	Portland St.	63 88
												223	H	Portland St.	57 76
												224	A	Northern Colo.	65 60
												224	H	Northern Colo.	65 69
												295	H	Utah Valley	72 46
												303	A	Sacramento St.	52 58
												303	H	Sacramento St.	67 91
												304	A	UC Riverside	64 54
												308	A	Eastern Wash.	53 63
												312	A	New Mexico St.	47 77
LAST 10 Division I															
223	A	Portland St.	63 88	162	A	Northern Ariz.	61 92								
176	A	Southern Utah	66 82	303	A	Sacramento St.	52 58								
160	A	Idaho St.	41 55	224	H	Northern Colo.	65 69								
79	H	Montana St.	67 102	176	H	Southern Utah	71 87								
159	H	Montana	46 78	159	A	Montana	57 85								

Non-Div I Games:

Weber St.

■ Loss,
 ■ Non-Conf,
 ■ S Site,
 ■ Home
 ■ A Away
 N Neutral

West Virginia

Through Games Of March 3, 2020

Average RPI Win:	151	WON-LOST	WINNING	LAST 10	STRENGTH OF	OPP. STRENGTH	TEAM	ADJ.	CONF.	ADJ CONF.
Average RPI Loss:	46	RECORD	PCT. RANK	GAMES	SCHEDULE	OF SCHEDULE	RPI	RPI	RPI	RPI
DIV. I ONLY	16- 11	120	3-7	48	32	66	66	3	3	
DIV. I NON-CONF.	10- 1	20	0	156	185	41	41	3	3	
TOTALS	RPI 1-25	RPI 26-50	W-L RECORDS	RPI 51-100	RPI 101-150	RPI 150+				
16- 11	1- 3	2- 3	OVERALL	2- 5	4- 0	7- 0				
9- 4	0- 1	2- 0	HOME	0- 3	2- 0	5- 0				
3- 6	1- 2	0- 2	AWAY	1- 2	1- 0	0- 0				
4- 1	0- 0	0- 1	NEUTRAL	1- 0	1- 0	2- 0				
10- 1	1- 0	0- 1	NON-CONFERENCE	1- 0	1- 0	7- 0				
5- 0	0- 0	0- 0	HOME	0- 0	0- 0	5- 0				
1- 0	1- 0	0- 0	AWAY	0- 0	0- 0	0- 0				
4- 1	0- 0	0- 1	NEUTRAL	1- 0	1- 0	2- 0				
6- 10	0- 3	2- 2	CONFERENCE	1- 5	3- 0	0- 0				
4- 4	0- 1	2- 0	HOME	0- 3	2- 0	0- 0				
2- 6	0- 2	0- 2	AWAY	1- 2	1- 0	0- 0				
0- 0	0- 0	0- 0	NEUTRAL	0- 0	0- 0	0- 0				

RPI 1-25				RPI 26-50				RPI 51-100				Team's RPI: 66	RPI 101+			
RPI	S	Opponent	Score	RPI	S	Opponent	Score	RPI	S	Opponent	Score		RPI	S	Opponent	Score
4	A	Baylor	51 91	44	A	Texas	44 50	60	A	Oklahoma St.	57 60		104	N	Syracuse	71 69
4	H	Baylor	39 64	44	H	Texas	68 63	60	H	Oklahoma St.	55 57		119	A	Kansas	68 49
14	A	Mississippi St.	71 65	45	N	Creighton	75 82	71	A	Kansas St.	74 63		119	H	Kansas	60 53
20	A	TCU	60 73	47	A	Iowa St.	58 61	71	H	Kansas St.	55 56		127	H	Texas Tech	67 60
				47	H	Iowa St.	79 71	78	A	Oklahoma	58 68		156	N	Norfolk St.	72 55
								78	H	Oklahoma	49 73		187	H	Cornell	68 62
								92	N	Michigan St.	63 57		190	H	Radford	74 37
													227	N	New Mexico	73 60
													275	H	Saint Francis (PA)	74 45
													307	H	Presbyterian	56 40
													334	H	Coppin St.	82 47
LAST 10 Division I																
				47	A	Iowa St.	58 61	71	H	Kansas St.	55 56					
				4	H	Baylor	39 64	60	A	Oklahoma St.	57 60					
				119	H	Kansas	60 53	78	A	Oklahoma	58 68					
				44	A	Texas	44 50	47	H	Iowa St.	79 71					
				127	H	Texas Tech	67 60	20	A	TCU	60 73					

Non-Div I Games:

West Virginia

■ Loss,
 ■ Non-Conf,
 ■ S Site,
 ■ H Home
 ■ A Away
 N Neutral

Western Caro.

Through Games Of March 3, 2020

Average RPI Win: 288	WON-LOST	WINNING	LAST 10	STRENGTH OF	OPP. STRENGTH	TEAM	ADJ.	CONF.	ADJ CONF.
Average RPI Loss: 207	RECORD	PCT. RANK	GAMES	SCHEDULE	OF SCHEDULE	RPI	RPI	RPI	RPI
DIV. I ONLY	3- 24	334	2-8	265	328	342	342	27	27
DIV. I NON-CONF.	1- 12	335	0	180	346	331	331	21	21
TOTALS	RPI 1-25	RPI 26-50	W-L RECORDS	RPI 51-100	RPI 101-150	RPI 150+			
3- 24	0- 0	0- 0	OVERALL	0- 1	0- 5	3- 18			
2- 12	0- 0	0- 0	HOME	0- 1	0- 2	2- 9			
1- 12	0- 0	0- 0	AWAY	0- 0	0- 3	1- 9			
0- 0	0- 0	0- 0	NEUTRAL	0- 0	0- 0	0- 0			
1- 12	0- 0	0- 0	NON-CONFERENCE	0- 1	0- 3	1- 8			
1- 6	0- 0	0- 0	HOME	0- 1	0- 1	1- 4			
0- 6	0- 0	0- 0	AWAY	0- 0	0- 2	0- 4			
0- 0	0- 0	0- 0	NEUTRAL	0- 0	0- 0	0- 0			
2- 12	0- 0	0- 0	CONFERENCE	0- 0	0- 2	2- 10			
1- 6	0- 0	0- 0	HOME	0- 0	0- 1	1- 5			
1- 6	0- 0	0- 0	AWAY	0- 0	0- 1	1- 5			
0- 0	0- 0	0- 0	NEUTRAL	0- 0	0- 0	0- 0			

RPI S	Opponent	Score	RPI S	Opponent	Score	RPI S	Opponent	Score	RPI S	Opponent	Score	Team's RPI: 342
						82	H Coastal Caro.	43 66	118	H Campbell	40 61	
									132	A Davidson	51 101	
									136	A UNC Greensboro	43 54	
									136	H UNC Greensboro	61 72	
									139	A North Carolina	55 92	
									169	A Samford	53 70	
									169	H Samford	50 62	
									177	A Elon	24 68	
									178	A Gardner-Webb	62 88	
									191	A Chattanooga	61 53	
									191	H Chattanooga	52 59	
									199	H Cleveland St.	61 68	
									200	A Furman	53 69	
									200	H Furman	59 69	
									210	H Tennessee Tech	58 62	
									250	H UNC Asheville	47 64	
									259	H Winthrop	60 63	
									261	A Col. of Charleston	62 73	
									269	A Wofford	63 76	
									269	H Wofford	58 65	
									289	A ETSU	49 76	
									289	H ETSU	57 62	
									328	A USC Upstate	62 70	
									329	A Mercer	54 60	
									329	H Mercer	51 40	
									329	H Mercer	51 40	
									343	H Charleston So.	69 64	
LAST 10 Division I												
169	A	Samford	53	70	191	A	Chattanooga	61	53			
329	A	Mercer	54	60	289	A	ETSU	49	76			
269	H	Wofford	58	65	329	H	Mercer	51	40			
200	H	Furman	59	69	169	H	Samford	50	62			
136	H	UNC Greensboro	61	72	200	A	Furman	53	69			

Non-Div I Games: Southern Wesleyan 70 37 UVa-Wise 64 55

Western Caro.

Loss, Non-Conf, S Site, H Home A Away N Neutral

Average RPI Win:	271	WON-LOST	WINNING	LAST 10	STRENGTH OF	OPP. STRENGTH	TEAM	ADJ.	CONF.	ADJ CONF.
Average RPI Loss:	108	RECORD	PCT. RANK	GAMES	SCHEDULE	OF SCHEDULE	RPI	RPI	RPI	RPI
DIV. I ONLY	12- 14	194	5-5	224	164	206	206	19	19	
DIV. I NON-CONF.	3- 7	252	0	175	66	242	242	18	18	
TOTALS	RPI 1-25	RPI 26-50	W-L RECORDS	RPI 51-100	RPI 101-150	RPI 150+				
12- 14	0- 0	0- 5	OVERALL	0- 3	1- 1	11- 5				
8- 3	0- 0	0- 2	HOME	0- 1	1- 0	7- 0				
4- 9	0- 0	0- 3	AWAY	0- 2	0- 0	4- 4				
0- 2	0- 0	0- 0	NEUTRAL	0- 0	0- 1	0- 1				
3- 7	0- 0	0- 3	NON-CONFERENCE	0- 1	1- 1	2- 2				
2- 1	0- 0	0- 1	HOME	0- 0	1- 0	1- 0				
1- 4	0- 0	0- 2	AWAY	0- 1	0- 0	1- 1				
0- 2	0- 0	0- 0	NEUTRAL	0- 0	0- 1	0- 1				
9- 7	0- 0	0- 2	CONFERENCE	0- 2	0- 0	9- 3				
6- 2	0- 0	0- 1	HOME	0- 1	0- 0	6- 0				
3- 5	0- 0	0- 1	AWAY	0- 1	0- 0	3- 3				
0- 0	0- 0	0- 0	NEUTRAL	0- 0	0- 0	0- 0				

RPI 1-25			RPI 26-50			RPI 51-100			RPI 101+			Team's RPI: 206			
RPI	S	Opponent	Score	RPI	S	Opponent	Score	RPI	S	Opponent	Score	RPI	S	Opponent	Score
				26	A	Drake	75 94	62	A	Illinois St.	65 78	103	N	Southern Ill.	65 79
				29	A	South Dakota	51 88	69	A	South Dakota St.	45 75	111	H	Southeast Mo. St.	97 91
				29	H	South Dakota	65 96	69	H	South Dakota St.	48 89	167	A	Missouri	89 97
				41	H	Bradley	49 84					208	N	Eastern Ill.	52 60
				46	A	Purdue	59 66					217	A	Oral Roberts	60 71
												217	H	Oral Roberts	75 61
												221	A	North Dakota	71 77
												221	H	North Dakota	91 74
												229	A	Denver	78 84
												229	H	Denver	82 75
												268	A	North Dakota St.	79 78
												268	H	North Dakota St.	86 79
												274	H	Indiana St.	83 72
												316	A	Omaha	83 69
												316	H	Omaha	79 66
												339	A	Purdue Fort Wayne	83 74
												339	H	Purdue Fort Wayne	79 68
												349	A	Chicago St.	88 78
LAST 10 Division I															
				229	A	Denver	78 84	339	A	Purdue Fort Wayne	83 74				
				217	A	Oral Roberts	60 71	268	H	North Dakota St.	86 79				
				316	H	Omaha	79 66	69	H	South Dakota St.	48 89				
				221	H	North Dakota	91 74	221	A	North Dakota	71 77				
				29	A	South Dakota	51 88	316	A	Omaha	83 69				

Non-Div I Games: Culver-Stockton 82 76 Ill.-Springfield 91 51 Mo. Baptist 90 69

Western Ill.

Average RPI Win:	178	WON-LOST	WINNING	LAST 10	STRENGTH OF	OPP. STRENGTH	TEAM	ADJ.	CONF.	ADJ CONF.
Average RPI Loss:	90	RECORD	PCT. RANK	GAMES	SCHEDULE	OF SCHEDULE	RPI	RPI	RPI	RPI
DIV. I ONLY	20- 7	43	9-1	99	90	31	31	13	13	
DIV. I NON-CONF.	8- 3	68	0	88	18	33	33	16	16	
TOTALS	RPI 1-25	RPI 26-50	W-L RECORDS	RPI 51-100	RPI 101-150	RPI 150+				
20- 7	1- 2	1- 2	OVERALL	4- 1	1- 0	13- 2				
11- 0	1- 0	1- 0	HOME	2- 0	1- 0	6- 0				
8- 7	0- 2	0- 2	AWAY	2- 1	0- 0	6- 2				
1- 0	0- 0	0- 0	NEUTRAL	0- 0	0- 0	1- 0				
8- 3	1- 1	0- 1	NON-CONFERENCE	3- 0	0- 0	4- 1				
4- 0	1- 0	0- 0	HOME	2- 0	0- 0	1- 0				
3- 3	0- 1	0- 1	AWAY	1- 0	0- 0	2- 1				
1- 0	0- 0	0- 0	NEUTRAL	0- 0	0- 0	1- 0				
12- 4	0- 1	1- 1	CONFERENCE	1- 1	1- 0	9- 1				
7- 0	0- 0	1- 0	HOME	0- 0	1- 0	5- 0				
5- 4	0- 1	0- 1	AWAY	1- 1	0- 0	4- 1				
0- 0	0- 0	0- 0	NEUTRAL	0- 0	0- 0	0- 0				

RPI 1-25				RPI 26-50				Team's RPI: 31	RPI 51-100				RPI 101+			
RPI	S	Opponent	Score	RPI	S	Opponent	Score		RPI	S	Opponent	Score	RPI	S	Opponent	Score
5	A	Louisville	56 75	46	A	Purdue	50 67		53	A	Charlotte	60 56	124	H	UAB	69 65
16	H	Central Mich.	93 58	50	A	Middle Tenn.	103 108		55	H	Belmont	77 46	169	A	Samford	88 84
23	A	Old Dominion	65 76	50	H	Middle Tenn.	71 63		59	A	Ball St.	91 86	193	A	Fla. Atlantic	69 56
									63	A	Rice	65 73	193	H	Fla. Atlantic	68 59
									78	H	Oklahoma	74 63	197	A	Saint Mary's (CA)	73 80
													202	H	Little Rock	77 58
													203	A	Southern Miss.	81 65
													213	H	UTEP	78 65
													244	A	Marshall	74 65
													244	H	Marshall	79 65
													245	N	Tulsa	76 63
													247	A	North Texas	54 61
													272	A	Louisiana Tech	84 75
													301	H	FIU	71 51
													311	H	UTSA	85 57
													329	A	Mercer	75 62
LAST 10 Division I																
				50	A	Middle Tenn.	103 108		203	A	Southern Miss.	81 65				
				193	A	Fla. Atlantic	69 56		272	A	Louisiana Tech	84 75				
				244	H	Marshall	79 65		301	H	FIU	71 51				
				311	H	UTSA	85 57		193	H	Fla. Atlantic	68 59				
				213	H	UTEP	78 65		244	A	Marshall	74 65				

Non-Div I Games:

Western Ky.

■ Loss,
■ Non-Conf, S Site,
■ Home
■ Away
N Neutral

Average RPI Win:	216	WON-LOST	WINNING	LAST 10	STRENGTH OF	OPP. STRENGTH	TEAM	ADJ.	CONF.	ADJ CONF.
Average RPI Loss:	124	RECORD	PCT. RANK	GAMES	SCHEDULE	OF SCHEDULE	RPI	RPI	RPI	RPI
DIV. I ONLY	15- 11	132	6-4	213	130	145	145	10	10	
DIV. I NON-CONF.	6- 4	123	0	299	312	194	194	10	10	
TOTALS	RPI 1-25	RPI 26-50	W-L RECORDS	RPI 51-100	RPI 101-150	RPI 150+				
15- 11	0- 2	0- 1	OVERALL	1- 2	1- 1	13- 5				
8- 3	0- 1	0- 0	HOME	1- 0	1- 0	6- 2				
5- 7	0- 1	0- 1	AWAY	0- 1	0- 1	5- 3				
2- 1	0- 0	0- 0	NEUTRAL	0- 1	0- 0	2- 0				
6- 4	0- 0	0- 1	NON-CONFERENCE	0- 1	0- 0	6- 2				
2- 1	0- 0	0- 0	HOME	0- 0	0- 0	2- 1				
2- 2	0- 0	0- 1	AWAY	0- 0	0- 0	2- 1				
2- 1	0- 0	0- 0	NEUTRAL	0- 1	0- 0	2- 0				
9- 7	0- 2	0- 0	CONFERENCE	1- 1	1- 1	7- 3				
6- 2	0- 1	0- 0	HOME	1- 0	1- 0	4- 1				
3- 5	0- 1	0- 0	AWAY	0- 1	0- 1	3- 2				
0- 0	0- 0	0- 0	NEUTRAL	0- 0	0- 0	0- 0				

RPI 1-25				RPI 26-50				RPI 51-100				RPI 101+ Team's RPI: 145			
RPI	S	Opponent	Score	RPI	S	Opponent	Score	RPI	S	Opponent	Score	RPI	S	Opponent	Score
16	A	Central Mich.	60 76	38	A	Michigan	55 76	59	A	Ball St.	65 68	102	A	Kent St.	63 75
16	H	Central Mich.	70 80					81	N	Stony Brook	47 50	129	H	Buffalo	74 62
								87	H	Ohio	73 72	153	A	Akron	56 51
												153	H	Akron	79 71
												161	A	Loyola Chicago	70 60
												175	H	Eastern Mich.	79 83
												180	A	Toledo	70 58
												180	H	Toledo	84 72
												188	A	Northern Ill.	68 65
												188	H	Northern Ill.	63 50
												193	H	Fla. Atlantic	79 80
												212	A	Miami (OH)	67 70
												213	A	UTEP	46 76
												229	N	Denver	79 70
												256	A	Bowling Green	63 72
												256	H	Bowling Green	69 55
												312	N	New Mexico St.	79 76
												332	H	Detroit Mercy	82 67
												340	A	UIC	80 52
												349	H	Chicago St.	90 69
LAST 10 Division I															
188	H	Northern Ill.	63 50	129	H	Buffalo	74 62								
16	A	Central Mich.	60 76	175	H	Eastern Mich.	79 83								
180	A	Toledo	70 58	212	A	Miami (OH)	67 70								
256	H	Bowling Green	69 55	59	A	Ball St.	65 68								
188	A	Northern Ill.	68 65	153	H	Akron	79 71								

Non-Div I Games: Kentucky St. 80 41

Western Mich.

Average RPI Win:	214	WON-LOST	WINNING	LAST 10	STRENGTH OF	OPP. STRENGTH	TEAM	ADJ.	CONF.	ADJ CONF.
Average RPI Loss:	113	RECORD	PCT. RANK	GAMES	SCHEDULE	OF SCHEDULE	RPI	RPI	RPI	RPI
DIV. I ONLY	15- 14	163	4-6	184	95	170	170	9	9	
DIV. I NON-CONF.	8- 5	117	0	187	183	137	137	9	9	
TOTALS	RPI 1-25	RPI 26-50	W-L RECORDS	RPI 51-100	RPI 101-150	RPI 150+				
15- 14	0- 2	0- 3	OVERALL	2- 3	2- 0	11- 6				
9- 6	0- 0	0- 0	HOME	1- 3	1- 0	7- 3				
5- 7	0- 2	0- 2	AWAY	0- 0	1- 0	4- 3				
1- 1	0- 0	0- 1	NEUTRAL	1- 0	0- 0	0- 0				
8- 5	0- 1	0- 2	NON-CONFERENCE	2- 1	0- 0	6- 1				
6- 1	0- 0	0- 0	HOME	1- 1	0- 0	5- 0				
1- 3	0- 1	0- 1	AWAY	0- 0	0- 0	1- 1				
1- 1	0- 0	0- 1	NEUTRAL	1- 0	0- 0	0- 0				
7- 9	0- 1	0- 1	CONFERENCE	0- 2	2- 0	5- 5				
3- 5	0- 0	0- 0	HOME	0- 2	1- 0	2- 3				
4- 4	0- 1	0- 1	AWAY	0- 0	1- 0	3- 2				
0- 0	0- 0	0- 0	NEUTRAL	0- 0	0- 0	0- 0				

RPI 1-25				RPI 26-50				RPI 51-100				RPI 101+ Team's RPI: 170			
RPI	S	Opponent	Score	RPI	S	Opponent	Score	RPI	S	Opponent	Score	RPI	S	Opponent	Score
6	A	UConn	55 83	32	N	Virginia Tech	63 84	68	H	South Fla.	50 56	116	A	Temple	85 75
9	A	Missouri St.	55 68	37	A	UCF	50 95	76	H	UNI	50 61	116	H	Temple	72 70
				45	A	Creighton	46 56	77	H	Cincinnati	54 75	166	A	Tulane	69 68
								78	H	Oklahoma	88 83	166	H	Tulane	56 61
								79	N	Montana St.	66 64	175	H	Eastern Mich.	63 52
												201	H	Memphis	60 69
												209	A	Houston	56 64
												217	A	Oral Roberts	66 79
												222	A	SMU	44 64
												222	H	SMU	67 72
												234	A	East Carolina	61 53
												234	H	East Carolina	57 55
												245	A	Tulsa	70 61
												245	H	Tulsa	57 46
												253	H	Southern U.	69 63
												272	A	Louisiana Tech	88 80
												321	H	Houston Baptist	59 42
												327	H	Ark.-Pine Bluff	100 50
												347	H	Grambling	77 65
LAST 10 Division I															
				37	A	UCF	50 95	201	H	Memphis	60 69				
				77	H	Cincinnati	54 75	116	A	Temple	85 75				
				245	A	Tulsa	70 61	234	H	East Carolina	57 55				
				222	H	SMU	67 72	222	A	SMU	44 64				
				166	A	Tulane	69 68	209	A	Houston	56 64				

Non-Div I Games:

Wichita St.

■ Loss,
 ■ Non-Conf,
 ■ S Site,
 ■ Home
 ■ A Away
 N Neutral

William & Mary

Through Games Of March 3, 2020

Average RPI Win:	231	WON-LOST	WINNING	LAST 10	STRENGTH OF	OPP. STRENGTH	TEAM	ADJ.	CONF.	ADJ CONF.
Average RPI Loss:	97	RECORD	PCT. RANK	GAMES	SCHEDULE	OF SCHEDULE	RPI	RPI	RPI	RPI
DIV. I ONLY	20- 7	43	8-2	286	135	109	109	14	14	
DIV. I NON-CONF.	9- 2	37	0	290	178	100	100	13	13	
TOTALS	RPI 1-25	RPI 26-50	W-L RECORDS	RPI 51-100	RPI 101-150	RPI 150+				
20- 7	0- 1	0- 3	OVERALL	1- 0	1- 1	18- 2				
9- 3	0- 1	0- 1	HOME	0- 0	0- 0	9- 1				
11- 4	0- 0	0- 2	AWAY	1- 0	1- 1	9- 1				
0- 0	0- 0	0- 0	NEUTRAL	0- 0	0- 0	0- 0				
9- 2	0- 1	0- 0	NON-CONFERENCE	1- 0	1- 1	7- 0				
4- 1	0- 1	0- 0	HOME	0- 0	0- 0	4- 0				
5- 1	0- 0	0- 0	AWAY	1- 0	1- 1	3- 0				
0- 0	0- 0	0- 0	NEUTRAL	0- 0	0- 0	0- 0				
11- 5	0- 0	0- 3	CONFERENCE	0- 0	0- 0	11- 2				
5- 2	0- 0	0- 1	HOME	0- 0	0- 0	5- 1				
6- 3	0- 0	0- 2	AWAY	0- 0	0- 0	6- 1				
0- 0	0- 0	0- 0	NEUTRAL	0- 0	0- 0	0- 0				

RPI 1-25				RPI 26-50				RPI 51-100				RPI 101+ Team's RPI: 109			
RPI	S	Opponent	Score	RPI	S	Opponent	Score	RPI	S	Opponent	Score	RPI	S	Opponent	Score
23	H	Old Dominion	58 69	36	A	James Madison	70 84	97	A	VCU	69 55	121	A	Richmond	73 76
				40	A	Drexel	74 84					148	A	George Washington	63 51
				40	H	Drexel	54 61					151	A	Northeastern	55 61
												151	H	Northeastern	80 64
												156	H	Norfolk St.	65 56
												177	A	Elon	84 77
												177	H	Elon	74 61
												179	A	Delaware	78 60
												179	H	Delaware	68 58
												183	A	Towson	83 75
												234	A	East Carolina	78 68
												261	A	Col. of Charleston	80 74
												261	H	Col. of Charleston	85 60
												271	A	UNCW	63 55
												271	H	UNCW	55 72
												277	A	Delaware St.	73 52
												279	A	Army West Point	77 65
												293	H	UMBC	76 48
												314	H	UMES	78 50
												324	A	Hofstra	66 53
												324	H	Hofstra	71 42
												344	H	Hartford	61 44
LAST 10 Division I															
				177	H	Elon	74 61					271	A	UNCW	63 55
				179	A	Delaware	78 60					261	A	Col. of Charleston	80 74
				40	A	Drexel	74 84					177	A	Elon	84 77
				324	H	Hofstra	71 42					40	H	Drexel	54 61
				151	H	Northeastern	80 64					179	H	Delaware	68 58

Non-Div I Games:

William & Mary

Loss, Non-Conf, S Site, H Home A Away N Neutral

Winthrop

Through Games Of March 3, 2020

Average RPI Win:	282	WON-LOST	WINNING	LAST 10	STRENGTH OF	OPP. STRENGTH	TEAM	ADJ.	CONF.	ADJ CONF.
Average RPI Loss:	182	RECORD	PCT. RANK	GAMES	SCHEDULE	OF SCHEDULE	RPI	RPI	RPI	RPI
DIV. I ONLY	11- 16	228	3-7	254	322	259	259	25	25	
DIV. I NON-CONF.	3- 6	235	0	282	311	272	272	27	27	
TOTALS	RPI 1-25	RPI 26-50	W-L RECORDS	RPI 51-100	RPI 101-150	RPI 150+				
11- 16	0- 2	0- 0	OVERALL	0- 0	1- 3	10- 11				
5- 7	0- 0	0- 0	HOME	0- 0	1- 1	4- 6				
6- 8	0- 2	0- 0	AWAY	0- 0	0- 2	6- 4				
0- 1	0- 0	0- 0	NEUTRAL	0- 0	0- 0	0- 1				
3- 6	0- 2	0- 0	NON-CONFERENCE	0- 0	0- 0	3- 4				
0- 3	0- 0	0- 0	HOME	0- 0	0- 0	0- 3				
3- 2	0- 2	0- 0	AWAY	0- 0	0- 0	3- 0				
0- 1	0- 0	0- 0	NEUTRAL	0- 0	0- 0	0- 1				
8- 10	0- 0	0- 0	CONFERENCE	0- 0	1- 3	7- 7				
5- 4	0- 0	0- 0	HOME	0- 0	1- 1	4- 3				
3- 6	0- 0	0- 0	AWAY	0- 0	0- 2	3- 4				
0- 0	0- 0	0- 0	NEUTRAL	0- 0	0- 0	0- 0				

RPI 1-25				RPI 26-50				RPI 51-100				RPI 101+ Team's RPI: 259			
RPI	S	Opponent	Score	RPI	S	Opponent	Score	RPI	S	Opponent	Score	RPI	S	Opponent	Score
23	A	Old Dominion	44 68									118	A	Campbell	47 63
25	A	Kentucky	36 91									118	H	Campbell	58 61
												146	A	Hampton	48 62
												146	H	Hampton	72 66
												171	A	High Point	61 94
												171	H	High Point	69 63
												178	A	Gardner-Webb	59 71
												178	H	Gardner-Webb	49 54
												190	A	Radford	53 54
												190	H	Radford	50 56
												249	H	Iona	61 68
												250	A	UNC Asheville	55 65
												250	H	UNC Asheville	43 50
												261	H	Col. of Charleston	73 84
												269	N	Wofford	59 60
												271	A	UNCW	75 63
												273	A	Longwood	63 60
												273	H	Longwood	74 63
												300	H	Ga. Southern	47 91
												305	A	N.C. Central	56 46
												307	H	Presbyterian	61 54
												328	A	USC Upstate	52 38
												342	A	Western Caro.	63 60
												343	A	Charleston So.	58 53
												343	H	Charleston So.	56 46
LAST 10 Division I															
190	H	Radford	50 56	146	A	Hampton	48 62								
273	A	Longwood	63 60	343	H	Charleston So.	56 46								
178	H	Gardner-Webb	49 54	171	A	High Point	61 94								
118	H	Campbell	58 61	250	H	UNC Asheville	43 50								
250	A	UNC Asheville	55 65	343	A	Charleston So.	58 53								

Non-Div I Games:

Winthrop

■ Loss,
 ■ Non-Conf,
 ■ S Site,
 ■ H Home
 ■ A Away
 N Neutral

Average RPI Win:	206	WON-LOST	WINNING	LAST 10	STRENGTH OF	OPP. STRENGTH	TEAM	ADJ.	CONF.	ADJ CONF.
Average RPI Loss:	46	RECORD	PCT. RANK	GAMES	SCHEDULE	OF SCHEDULE	RPI	RPI	RPI	RPI
DIV. I ONLY	11- 18	246	1-9	37	53	144	144	2	2	
DIV. I NON-CONF.	8- 3	68	0	135	257	74	74	2	2	
TOTALS	RPI 1-25	RPI 26-50	W-L RECORDS	RPI 51-100	RPI 101-150	RPI 150+				
11- 18	0- 6	0- 6	OVERALL	2- 6	1- 0	8- 0				
7- 8	0- 3	0- 3	HOME	0- 2	1- 0	6- 0				
3- 9	0- 3	0- 2	AWAY	1- 4	0- 0	2- 0				
1- 1	0- 0	0- 1	NEUTRAL	1- 0	0- 0	0- 0				
8- 3	0- 0	0- 1	NON-CONFERENCE	1- 2	1- 0	6- 0				
6- 0	0- 0	0- 0	HOME	0- 0	1- 0	5- 0				
1- 2	0- 0	0- 0	AWAY	0- 2	0- 0	1- 0				
1- 1	0- 0	0- 1	NEUTRAL	1- 0	0- 0	0- 0				
3- 15	0- 6	0- 5	CONFERENCE	1- 4	0- 0	2- 0				
1- 8	0- 3	0- 3	HOME	0- 2	0- 0	1- 0				
2- 7	0- 3	0- 2	AWAY	1- 2	0- 0	1- 0				
0- 0	0- 0	0- 0	NEUTRAL	0- 0	0- 0	0- 0				

RPI	S	Opponent	Score	RPI	S	Opponent	Score	RPI	S	Opponent	Score	RPI	S	Opponent	Score	Team's RPI: 144
3	H	Maryland	56 85	33	N	Arkansas	64 68	59	N	Ball St.	67 56	140	H	North Florida	75 62	
7	H	Northwestern	66 82	38	H	Michigan	56 68	72	A	Georgia Tech	41 60	192	A	Illinois	73 64	
12	A	Iowa	71 97	42	A	Rutgers	43 63	84	A	Colorado	57 74	208	H	Eastern Ill.	63 55	
12	H	Iowa	78 85	42	H	Rutgers	61 64	86	A	Minnesota	72 62	214	H	Penn St.	71 65	
15	A	Indiana	65 75	46	A	Purdue	61 72	86	H	Minnesota	64 73	219	H	Milwaukee	71 40	
22	A	Ohio St.	74 82	46	H	Purdue	59 62	88	A	Nebraska	50 65	268	A	North Dakota St.	64 63	
								88	H	Nebraska	71 72	269	H	Wofford	78 65	
								92	A	Michigan St.	52 69	296	H	Prairie View	68 42	
												320	H	Alabama St.	85 67	
LAST 10 Division I																
42	A	Rutgers	43 63	22	A	Ohio St.	74 82									
7	H	Northwestern	66 82	86	H	Minnesota	64 73									
3	H	Maryland	56 85	192	A	Illinois	73 64									
12	A	Iowa	71 97	15	A	Indiana	65 75									
46	H	Purdue	59 62	88	H	Nebraska	71 72									

Non-Div I Games:

Wisconsin

■ Loss,
 ■ Non-Conf,
 ■ S Site,
 ■ H Home
 ■ A Away
 N Neutral

Wofford

Through Games Of March 3, 2020

Average RPI Win:	265	WON-LOST	WINNING	LAST 10	STRENGTH OF	OPP. STRENGTH	TEAM	ADJ.	CONF.	ADJ CONF.
Average RPI Loss:	184	RECORD	PCT. RANK	GAMES	SCHEDULE	OF SCHEDULE	RPI	RPI	RPI	RPI
DIV. I ONLY	12- 14	194	6-4	310	267	269	269	27	27	
DIV. I NON-CONF.	4- 8	235	0	229	284	288	288	21	21	
TOTALS	RPI 1-25	RPI 26-50	W-L RECORDS	RPI 51-100	RPI 101-150	RPI 150+				
12- 14	0- 0	0- 0	OVERALL	0- 1	1- 4	11- 9				
8- 5	0- 0	0- 0	HOME	0- 1	1- 0	7- 4				
3- 9	0- 0	0- 0	AWAY	0- 0	0- 4	3- 5				
1- 0	0- 0	0- 0	NEUTRAL	0- 0	0- 0	1- 0				
4- 8	0- 0	0- 0	NON-CONFERENCE	0- 1	0- 3	4- 4				
3- 3	0- 0	0- 0	HOME	0- 1	0- 0	3- 2				
0- 5	0- 0	0- 0	AWAY	0- 0	0- 3	0- 2				
1- 0	0- 0	0- 0	NEUTRAL	0- 0	0- 0	1- 0				
8- 6	0- 0	0- 0	CONFERENCE	0- 0	1- 1	7- 5				
5- 2	0- 0	0- 0	HOME	0- 0	1- 0	4- 2				
3- 4	0- 0	0- 0	AWAY	0- 0	0- 1	3- 3				
0- 0	0- 0	0- 0	NEUTRAL	0- 0	0- 0	3- 0				

RPI S	Opponent	Score	RPI S	Opponent	Score	RPI S	Opponent	Score	RPI S	Opponent	Score	Team's RPI: 269
						82	H Coastal Caro.	73 78	113	A Auburn	82 84	
									119	A Kansas	64 83	
									136	A UNC Greensboro	45 49	
									136	H UNC Greensboro	66 61	
									144	A Wisconsin	65 78	
									169	A Samford	69 63	
									169	H Samford	58 74	
									178	A Gardner-Webb	53 67	
									182	A Northern Ky.	72 80	
									191	A Chattanooga	76 80	
									191	H Chattanooga	49 51	
									200	A Furman	56 62	
									200	H Furman	66 62	
									246	H Appalachian St.	51 54	
									250	H UNC Asheville	75 38	
									259	N Winthrop	60 59	
									273	H Longwood	79 76	
									289	A ETSU	76 47	
									289	H ETSU	86 62	
									300	H Ga. Southern	57 70	
									307	H Presbyterian	67 60	
									329	A Mercer	53 54	
									329	H Mercer	77 49	
									342	A Western Caro.	65 58	
									342	H Western Caro.	76 63	
LAST 10 Division I												
			200	A Furman	56 62		169	A Samford	69 63			
			342	A Western Caro.	65 58		329	A Mercer	53 54			
			136	A UNC Greensboro	45 49		200	H Furman	66 62			
			191	H Chattanooga	49 51		136	H UNC Greensboro	66 61			
			289	H ETSU	86 62		342	H Western Caro.	76 63			

Non-Div I Games: Brevard 82 34 Erskine 100 38 UNKNOWN 89 38

Wofford

Loss, Non-Conf, S Site, H Home A Away N Neutral

Average RPI Win:	258	WON-LOST	WINNING	LAST 10	STRENGTH OF	OPP. STRENGTH	TEAM	ADJ.	CONF.	ADJ CONF.
Average RPI Loss:	127	RECORD	PCT. RANK	GAMES	SCHEDULE	OF SCHEDULE	RPI	RPI	RPI	RPI
DIV. I ONLY	18- 11	99	7-3	270	213	155	155	22	22	
DIV. I NON-CONF.	4- 6	212	0	214	56	195	195	22	22	
TOTALS	RPI 1-25	RPI 26-50	W-L RECORDS	RPI 51-100	RPI 101-150	RPI 150+				
18- 11	0- 0	0- 2	OVERALL	0- 3	1- 3	17- 3				
8- 4	0- 0	0- 0	HOME	0- 2	0- 1	8- 1				
9- 5	0- 0	0- 2	AWAY	0- 1	1- 1	8- 1				
1- 2	0- 0	0- 0	NEUTRAL	0- 0	0- 1	1- 1				
4- 6	0- 0	0- 2	NON-CONFERENCE	0- 1	0- 2	4- 1				
1- 1	0- 0	0- 0	HOME	0- 1	0- 0	1- 0				
2- 3	0- 0	0- 2	AWAY	0- 0	0- 1	2- 0				
1- 2	0- 0	0- 0	NEUTRAL	0- 0	0- 1	1- 1				
14- 5	0- 0	0- 0	CONFERENCE	0- 2	1- 1	13- 2				
7- 3	0- 0	0- 0	HOME	0- 1	0- 1	7- 1				
7- 2	0- 0	0- 0	AWAY	0- 1	1- 0	6- 1				
0- 0	0- 0	0- 0	NEUTRAL	0- 0	0- 0	0- 0				

RPI S	Opponent	Score	RPI S	Opponent	Score	RPI S	Opponent	Score	RPI S	Opponent	Score	Team's RPI: 155
37	A UCF	53 69	74	A IUPUI	60 80	105	A UT Arlington	62 68				
47	A Iowa St.	71 79	74	H IUPUI	58 62	119	N Kansas	63 74				
			90	H Abilene Christian	64 83	120	A Green Bay	70 58				
						120	H Green Bay	59 68				
						182	A Northern Ky.	63 55				
						182	H Northern Ky.	79 69				
						199	A Cleveland St.	75 73				
						199	H Cleveland St.	78 62				
						219	A Milwaukee	58 60				
						219	H Milwaukee	67 77				
						222	A SMU	69 61				
						251	H CSU Bakersfield	65 60				
						257	A Youngstown St.	67 54				
						257	H Youngstown St.	91 41				
						262	A Xavier	86 74				
						266	N Loyola Maryland	66 51				
						284	A Oakland	77 60				
						284	H Oakland	85 66				
						294	N St. Bonaventure	56 57				
						332	A Detroit Mercy	66 58				
						332	H Detroit Mercy	67 61				
						340	A UIC	58 43				
						340	H UIC	83 47				
						340	H UIC	79 55				
LAST 10 Division I												
340	H UIC	83 47	74	H IUPUI	58 62							
332	A Detroit Mercy	66 58	199	A Cleveland St.	75 73							
284	A Oakland	77 60	257	A Youngstown St.	67 54							
182	H Northern Ky.	79 69	219	H Milwaukee	67 77							
340	H UIC	79 55	120	H Green Bay	59 68							

Non-Div I Games: Marian (IN) 64 60

Wright St.

■ Loss,
 ■ Non-Conf,
 ■ S Site,
 ■ H Home
 ■ A Away
 N Neutral

Wyoming

Through Games Of March 3, 2020

Average RPI Win:	232	WON-LOST	WINNING	LAST 10	STRENGTH OF	OPP. STRENGTH	TEAM	ADJ.	CONF.	ADJ CONF.
Average RPI Loss:	154	RECORD	PCT. RANK	GAMES	SCHEDULE	OF SCHEDULE	RPI	RPI	RPI	RPI
DIV. I ONLY	16- 12	135	7-3	206	199	163	163	17	17	
DIV. I NON-CONF.	3- 5	224	0	212	210	260	260	19	19	
TOTALS	RPI 1-25	RPI 26-50	W-L RECORDS	RPI 51-100	RPI 101-150	RPI 150+				
16- 12	0- 1	0- 0	OVERALL	2- 5	1- 0	13- 6				
9- 5	0- 1	0- 0	HOME	2- 1	1- 0	6- 3				
6- 6	0- 0	0- 0	AWAY	0- 3	0- 0	6- 3				
1- 1	0- 0	0- 0	NEUTRAL	0- 1	0- 0	1- 0				
3- 5	0- 1	0- 0	NON-CONFERENCE	0- 2	0- 0	3- 2				
2- 3	0- 1	0- 0	HOME	0- 1	0- 0	2- 1				
1- 2	0- 0	0- 0	AWAY	0- 1	0- 0	1- 1				
0- 0	0- 0	0- 0	NEUTRAL	0- 0	0- 0	0- 0				
13- 7	0- 0	0- 0	CONFERENCE	2- 3	1- 0	10- 4				
7- 2	0- 0	0- 0	HOME	2- 0	1- 0	4- 2				
5- 4	0- 0	0- 0	AWAY	0- 2	0- 0	5- 2				
1- 1	0- 0	0- 0	NEUTRAL	0- 1	0- 0	1- 0				

RPI 1-25				RPI 26-50				RPI 51-100				RPI 101+ Team's RPI: 163			
RPI	S	Opponent	Score	RPI	S	Opponent	Score	RPI	S	Opponent	Score	RPI	S	Opponent	Score
10	H	Gonzaga	54 65					61	A	Fresno St.	59 89	147	H	San Jose St.	80 45
								61	H	Fresno St.	64 55	197	H	Saint Mary's (CA)	69 67
								69	A	South Dakota St.	40 67	220	A	UNLV	53 65
								84	H	Colorado	56 66	224	H	Northern Colo.	44 46
								96	A	Boise St.	48 67	227	A	New Mexico	73 66
								96	H	Boise St.	73 68	227	H	New Mexico	71 74
								96	N	Boise St.	71 79	229	A	Denver	57 71
												231	A	Nevada	84 79
												231	H	Nevada	83 59
												239	A	San Diego St.	60 67
												239	H	San Diego St.	81 67
												268	A	North Dakota St.	66 57
												270	A	Air Force	65 63
												270	H	Air Force	68 52
												278	A	Utah St.	65 54
												278	H	Utah St.	64 45
												278	N	Utah St.	64 59
												288	A	Colorado St.	43 40
												288	H	Colorado St.	49 56
												351	H	Mississippi Val.	95 22
LAST 10 Division I															
				96	N	Boise St.	71 79	278	H	Utah St.	64 45				
				278	N	Utah St.	64 59	288	A	Colorado St.	43 40				
				61	H	Fresno St.	64 55	227	H	New Mexico	71 74				
				231	A	Nevada	84 79	96	A	Boise St.	48 67				
				270	H	Air Force	68 52	147	H	San Jose St.	80 45				

Non-Div I Games: Colo. Christian 70 31

Wyoming

■ Loss,
 ■ Non-Conf, S Site,
 ■ Home
 ■ Away
 N Neutral

Average RPI Win:	180	WON-LOST	WINNING	LAST 10	STRENGTH OF	OPP. STRENGTH	TEAM	ADJ.	CONF.	ADJ CONF.
Average RPI Loss:	90	RECORD	PCT. RANK	GAMES	SCHEDULE	OF SCHEDULE	RPI	RPI	RPI	RPI
DIV. I ONLY	3- 26	342	1-9	32	77	262	262	6	6	
DIV. I NON-CONF.	1- 10	329	0	28	132	255	255	6	6	
TOTALS	RPI 1-25	RPI 26-50	W-L RECORDS	RPI 51-100	RPI 101-150	RPI 150+				
3- 26	0- 3	0- 4	OVERALL	0- 12	1- 3	2- 4				
2- 12	0- 1	0- 2	HOME	0- 6	1- 0	1- 3				
1- 12	0- 1	0- 2	AWAY	0- 6	0- 2	1- 1				
0- 2	0- 1	0- 0	NEUTRAL	0- 0	0- 1	0- 0				
1- 10	0- 1	0- 0	NON-CONFERENCE	0- 4	1- 3	0- 2				
1- 4	0- 0	0- 0	HOME	0- 2	1- 0	0- 2				
0- 4	0- 0	0- 0	AWAY	0- 2	0- 2	0- 0				
0- 2	0- 1	0- 0	NEUTRAL	0- 0	0- 1	0- 0				
2- 16	0- 2	0- 4	CONFERENCE	0- 8	0- 0	2- 2				
1- 8	0- 1	0- 2	HOME	0- 4	0- 0	1- 1				
1- 8	0- 1	0- 2	AWAY	0- 4	0- 0	1- 1				
0- 0	0- 0	0- 0	NEUTRAL	0- 0	0- 0	0- 0				

RPI 1-25				RPI 26-50				RPI 51-100				RPI 101+ Team's RPI: 262			
RPI	S	Opponent	Score	RPI	S	Opponent	Score	RPI	S	Opponent	Score	RPI	S	Opponent	Score
7	N	Northwestern	59 79	28	A	Marquette	48 61	59	A	Ball St.	49 70	114	H	Utah	70 63
19	A	DePaul	65 97	28	H	Marquette	60 80	64	A	St. John's (NY)	37 74	116	A	Temple	65 78
19	H	DePaul	68 91	45	A	Creighton	55 62	64	H	St. John's (NY)	67 75	117	A	Robert Morris	57 71
				45	H	Creighton	62 76	73	A	Seton Hall	59 69	134	N	Florida	64 67
								73	H	Seton Hall	61 83	155	H	Wright St.	74 86
								75	A	Villanova	54 66	184	A	Providence	48 60
								75	H	Villanova	54 55	184	H	Providence	61 42
								77	H	Cincinnati	78 85	241	A	Georgetown	85 64
								84	H	Colorado	53 62	241	H	Georgetown	50 63
								91	A	Rider	57 64	286	H	Eastern Ky.	55 56
								93	A	Butler	61 63				
								93	H	Butler	70 78				
LAST 10 Division I															
64	A	St. John's (NY)	37 74	28	A	Marquette	48 61								
73	A	Seton Hall	59 69	241	H	Georgetown	50 63								
45	H	Creighton	62 76	75	H	Villanova	54 55								
184	H	Providence	61 42	93	A	Butler	61 63								
19	A	DePaul	65 97	184	A	Providence	48 60								

Non-Div I Games:

Xavier

Average RPI Win:	194	WON-LOST	WINNING	LAST 10	STRENGTH OF	OPP. STRENGTH	TEAM	ADJ.	CONF.	ADJ CONF.
Average RPI Loss:	63	RECORD	PCT. RANK	GAMES	SCHEDULE	OF SCHEDULE	RPI	RPI	RPI	RPI
DIV. I ONLY	17- 8	68	5-5	65	136	52	52	7	7	
DIV. I NON-CONF.	10- 3	57	0	163	214	62	62	8	8	
TOTALS	RPI 1-25	RPI 26-50	W-L RECORDS	RPI 51-100	RPI 101-150	RPI 150+				
17- 8	0- 3	0- 0	OVERALL	2- 2	2- 3	13- 0				
7- 4	0- 1	0- 0	HOME	0- 2	0- 1	7- 0				
9- 4	0- 2	0- 0	AWAY	1- 0	2- 2	6- 0				
1- 0	0- 0	0- 0	NEUTRAL	1- 0	0- 0	0- 0				
10- 3	0- 1	0- 0	NON-CONFERENCE	1- 1	1- 1	8- 0				
5- 1	0- 0	0- 0	HOME	0- 1	0- 0	5- 0				
4- 2	0- 1	0- 0	AWAY	0- 0	1- 1	3- 0				
1- 0	0- 0	0- 0	NEUTRAL	1- 0	0- 0	0- 0				
7- 5	0- 2	0- 0	CONFERENCE	1- 1	1- 2	5- 0				
2- 3	0- 1	0- 0	HOME	0- 1	0- 1	2- 0				
5- 2	0- 1	0- 0	AWAY	1- 0	1- 1	3- 0				
0- 0	0- 0	0- 0	NEUTRAL	0- 0	0- 0	0- 0				

RPI 1-25				RPI 26-50				RPI 51-100 Team's RPI: 52				RPI 101+			
RPI	S	Opponent	Score	RPI	S	Opponent	Score	RPI	S	Opponent	Score	RPI	S	Opponent	Score
11	A	Princeton	49 64					61	N	Fresno St.	87 67	101	A	Colgate	67 70
11	H	Princeton	39 55					64	H	St. John's (NY)	66 80	108	A	Columbia	85 60
13	A	UCLA	65 100					67	A	Penn	71 54	108	H	Columbia	65 74
								67	H	Penn	51 53	126	A	Harvard	57 66
												139	A	North Carolina	66 63
												151	A	Northeastern	78 63
												174	A	Dartmouth	67 47
												184	H	Providence	82 79
												187	A	Cornell	74 67
												187	H	Cornell	65 51
												189	H	Quinnipiac	63 59
												205	A	Brown	73 40
												205	H	Brown	79 72
												218	A	UMass Lowell	67 59
												287	A	LMU (CA)	81 65
												299	H	Wagner	87 68
												302	H	Sacred Heart	87 40
												329	H	Mercer	68 60
LAST 10 Division I															
11	A	Princeton	49 64	11	H	Princeton	39 55								
67	A	Penn	71 54	174	A	Dartmouth	67 47								
108	H	Columbia	65 74	126	A	Harvard	57 66								
187	H	Cornell	65 51	187	A	Cornell	74 67								
67	H	Penn	51 53	108	A	Columbia	85 60								

Non-Div I Games:

Yale

Youngstown St.

Through Games Of March 3, 2020

Average RPI Win:	267	WON-LOST	WINNING	LAST 10	STRENGTH OF	OPP. STRENGTH	TEAM	ADJ.	CONF.	ADJ CONF.
Average RPI Loss:	167	RECORD	PCT. RANK	GAMES	SCHEDULE	OF SCHEDULE	RPI	RPI	RPI	RPI
DIV. I ONLY	11- 17	236	2-8	227	291	257	257	22	22	
DIV. I NON-CONF.	5- 4	140	0	190	267	145	145	22	22	
TOTALS	RPI 1-25	RPI 26-50	W-L RECORDS	RPI 51-100	RPI 101-150	RPI 150+				
11- 17	0- 1	0- 0	OVERALL	1- 1	0- 4	10- 11				
7- 6	0- 0	0- 0	HOME	1- 0	0- 2	6- 4				
4- 11	0- 1	0- 0	AWAY	0- 1	0- 2	4- 7				
0- 0	0- 0	0- 0	NEUTRAL	0- 0	0- 0	0- 0				
5- 4	0- 1	0- 0	NON-CONFERENCE	0- 0	0- 2	5- 1				
3- 1	0- 0	0- 0	HOME	0- 0	0- 1	3- 0				
2- 3	0- 1	0- 0	AWAY	0- 0	0- 1	2- 1				
0- 0	0- 0	0- 0	NEUTRAL	0- 0	0- 0	0- 0				
6- 13	0- 0	0- 0	CONFERENCE	1- 1	0- 2	5- 10				
4- 5	0- 0	0- 0	HOME	1- 0	0- 1	3- 4				
2- 8	0- 0	0- 0	AWAY	0- 1	0- 1	2- 6				
0- 0	0- 0	0- 0	NEUTRAL	0- 0	0- 0	0- 0				

RPI S	Opponent	Score	RPI S	Opponent	Score	RPI S	Opponent	Score	RPI S	Opponent	Score	Team's RPI: 257
15	A Indiana	56 93				74	A IUPUI	69 77	102	H Kent St.	73 82	
						74	H IUPUI	75 73	117	A Robert Morris	43 58	
									120	A Green Bay	51 71	
									120	H Green Bay	63 70	
									153	A Akron	62 91	
									155	A Wright St.	41 91	
									155	H Wright St.	54 67	
									175	H Eastern Mich.	79 77	
									182	A Northern Ky.	56 75	
									182	H Northern Ky.	55 59	
									199	A Cleveland St.	48 84	
									199	A Cleveland St.	52 60	
									199	H Cleveland St.	84 72	
									219	A Milwaukee	54 59	
									219	H Milwaukee	62 74	
									275	A Saint Francis (PA)	56 46	
									284	A Oakland	79 74	
									284	H Oakland	73 86	
									286	A Eastern Ky.	72 63	
									299	H Wagner	64 42	
									332	A Detroit Mercy	62 47	
									332	H Detroit Mercy	72 66	
									338	H Canisius	87 59	
									340	A UIC	53 59	
									340	H UIC	77 65	
LAST 10 Division I												
199	A	Cleveland St.	48	84	199	H	Cleveland St.	84	72			
120	A	Green Bay	51	71	182	H	Northern Ky.	55	59			
219	A	Milwaukee	54	59	155	H	Wright St.	54	67			
284	H	Oakland	73	86	74	A	IUPUI	69	77			
332	H	Detroit Mercy	72	66	340	A	UIC	53	59			

Non-Div I Games: Lake Erie 83 48 Muskingum 92 46

Youngstown St.

Loss, Non-Conf, S Site, H Home A Away N Neutral