

RPI



Average RPI Win:	280
Average RPI Loss:	168

DIV. I ONLY	11- 13	208	3- 7	290	300	253	253	26	26
DIV. I NON-CONF.	2- 4	239	0- 0	120	220	231	231	26	26
TOTALS	RPI 1-25	RPI 26-50	W-L RECORDS	RPI 51-100	RPI 101-999	RPI 201+			
11- 13	0- 0	0- 0	OVERALL	0- 2	11- 11	10- 5			
8- 3	0- 0	0- 0	HOME	0- 1	8- 2	7- 0			
2- 9	0- 0	0- 0	AWAY	0- 1	2- 8	2- 5			
1- 1	0- 0	0- 0	NEUTRAL	0- 0	1- 1	1- 0			
2- 4	0- 0	0- 0	NON-CONFERENCE	0- 1	2- 3	1- 1			
1- 1	0- 0	0- 0	HOME	0- 1	1- 0	0- 0			
0- 2	0- 0	0- 0	AWAY	0- 0	0- 2	0- 1			
1- 1	0- 0	0- 0	NEUTRAL	0- 0	1- 1	1- 0			
9- 9	0- 0	0- 0	CONFERENCE	0- 1	9- 8	9- 4			
7- 2	0- 0	0- 0	HOME	0- 0	7- 2	7- 0			
2- 7	0- 0	0- 0	AWAY	0- 1	2- 6	2- 4			
0- 0	0- 0	0- 0	NEUTRAL	0- 0	0- 0	0- 0			

RPI 1-25				RPI 26-50				RPI 51-100				RPI 101+				Team's RPI: 253	
RPI	S	Opponent	Score	RPI	S	Opponent	Score	RPI	S	Opponent	Score	RPI	S	Opponent	Score		
								52	H	FGCU	55	94	115	A	SFA	55	66
								90	A	Lamar University	71	77	115	H	SFA	52	78
													126	A	Central Ark.	45	63
													126	H	Central Ark.	61	73
													136	N	Radford	65	71
													145	A	Arkansas	65	79
													150	H	Idaho	82	72
													212	A	SMU	44	65
													222	H	New Orleans	80	70
													226	A	A&M-Corpus Christi	51	70
													226	H	A&M-Corpus Christi	61	59
													229	A	Nicholls St.	60	81
													278	A	McNeese	80	75
													283	N	Old Dominion	74	60
													299	A	Southeastern La.	76	78
													299	H	Southeastern La.	86	80
													310	A	Incarnate Word	46	58
													310	H	Incarnate Word	58	56
													311	H	Houston Baptist	80	68
													335	A	Sam Houston St.	75	72
													335	H	Sam Houston St.	83	65
													336	H	Northwestern St.	80	41
LAST 12 Division I GAMES:																	
								310	A	Incarnate Word	46	58	229	A	Nicholls St.	60	81
								115	H	SFA	52	78	335	A	Sam Houston St.	75	72
								126	H	Central Ark.	61	73	90	A	Lamar University	71	77
								226	A	A&M-Corpus Christi	51	70	226	H	A&M-Corpus Christi	61	59
								299	A	Southeastern La.	76	78	126	A	Central Ark.	45	63
								310	H	Incarnate Word	58	56	115	A	SFA	55	66

Abi I ene Chri sti an



Average RPI Win:	240	WON-LOST	WINNING	LAST 10	STRENGTH OF	OPP. STRENGTH	TEAM	ADJ.	CONF.	ADJ CONF.
Average RPI Loss:	154	RECORD	PCT. RANK	GAMES	SCHEDULE	OF SCHEDULE	RPI	RPI	RPI	RPI
DIV. I ONLY	5- 23	326	4- 6	135	168	291	291	16	16	
DIV. I NON-CONF.	0- 10	337	0- 0	89	261	312	312	14	14	
-----										
TOTALS	RPI 1-25	RPI 26-50	W-L RECORDS	RPI 51-100	RPI 101-999	RPI 201+				
5- 23	0- 1	0- 0	OVERALL	1- 5	4- 17	4- 5				
3- 11	0- 1	0- 0	HOME	1- 2	2- 8	2- 1				
2- 12	0- 0	0- 0	AWAY	0- 3	2- 9	2- 4				
0- 0	0- 0	0- 0	NEUTRAL	0- 0	0- 0	0- 0				
0- 10	0- 1	0- 0	NON-CONFERENCE	0- 1	0- 8	0- 2				
0- 5	0- 1	0- 0	HOME	0- 0	0- 4	0- 0				
0- 5	0- 0	0- 0	AWAY	0- 1	0- 4	0- 2				
0- 0	0- 0	0- 0	NEUTRAL	0- 0	0- 0	0- 0				
5- 13	0- 0	0- 0	CONFERENCE	1- 4	4- 9	4- 3				
3- 6	0- 0	0- 0	HOME	1- 2	2- 4	2- 1				
2- 7	0- 0	0- 0	AWAY	0- 2	2- 5	2- 2				
0- 0	0- 0	0- 0	NEUTRAL	0- 0	0- 0	0- 0				

RPI 1-25				RPI 26-50				RPI 51-100				RPI 101+				Team's RPI: 291
RPI	S	Opponent	Score	RPI	S	Opponent	Score	RPI	S	Opponent	Score	RPI	S	Opponent	Score	
5	H	Louisville	50 62					77	A	Navy	64 71	120	A	Colorado St.	50 61	
								78	H	Wyoming	57 47	120	H	Colorado St.	39 40	
								82	A	New Mexico	49 57	133	A	Boise St.	46 49	
								82	H	New Mexico	59 88	133	H	Boise St.	47 58	
								87	A	UNLV	57 69	141	A	Fresno St.	48 64	
								87	H	UNLV	59 67	141	H	Fresno St.	58 64	
												142	H	Eastern Wash.	63 65	
												143	H	Colorado	43 68	
												147	A	Weber St.	52 62	
												161	A	SIUE	40 76	
												163	H	Army West Point	59 65	
												171	H	Denver	54 75	
												206	A	Nevada	60 70	
												268	A	San Diego St.	56 48	
												268	H	San Diego St.	61 51	
												281	A	San Jose St.	66 60	
												281	H	San Jose St.	74 75	
												301	A	FIU	69 70	
												304	A	Utah St.	55 57	
												304	H	Utah St.	57 50	
												321	A	Utah Valley	56 59	
-----																
LAST 12 Division I GAMES:																
281	A	San Jose St.	66 60	82	A	New Mexico	49 57									
78	H	Wyoming	57 47	120	A	Colorado St.	50 61									
304	A	Utah St.	55 57	268	H	San Diego St.	61 51									
268	A	San Diego St.	56 48	141	A	Fresno St.	48 64									
133	H	Boise St.	47 58	133	A	Boise St.	46 49									
87	H	UNLV	59 67	304	H	Utah St.	57 50									

Non-Div I Games: Colo. Christian 66 68

Air Force

Loss, 
Non-Conf, 
S Site, 
H Home
A Away 
N Neutral



Average RPI Win:	218	WON-LOST	WINNING	LAST 10	STRENGTH OF	OPP. STRENGTH	TEAM	ADJ.	CONF.	ADJ CONF.
Average RPI Loss:	83	RECORD	PCT. RANK	GAMES	SCHEDULE	OF SCHEDULE	RPI	RPI	RPI	RPI
DIV. I ONLY	8- 20	279	3- 7	62	95	218	218	8	8	
DIV. I NON-CONF.	5- 5	170	0- 0	91	212	169	169	8	8	
-----										
TOTALS	RPI 1-25	RPI 26-50	W-L RECORDS	RPI 51-100	RPI 101-999	RPI 201+				
8- 20	0- 4	0- 2	OVERALL	1- 8	7- 6	4- 2				
6- 9	0- 3	0- 1	HOME	1- 2	5- 3	3- 1				
1- 10	0- 1	0- 1	AWAY	0- 5	1- 3	1- 1				
1- 1	0- 0	0- 0	NEUTRAL	0- 1	1- 0	0- 0				
5- 5	0- 1	0- 0	NON-CONFERENCE	0- 4	5- 0	3- 0				
4- 2	0- 1	0- 0	HOME	0- 1	4- 0	3- 0				
0- 2	0- 0	0- 0	AWAY	0- 2	0- 0	0- 0				
1- 1	0- 0	0- 0	NEUTRAL	0- 1	1- 0	0- 0				
3- 15	0- 3	0- 2	CONFERENCE	1- 4	2- 6	1- 2				
2- 7	0- 2	0- 1	HOME	1- 1	1- 3	0- 1				
1- 8	0- 1	0- 1	AWAY	0- 3	1- 3	1- 1				
0- 0	0- 0	0- 0	NEUTRAL	0- 0	0- 0	0- 0				

RPI 1-25				RPI 26-50				RPI 51-100				RPI 101+				Team's RPI: 218
RPI	S	Opponent	Score	RPI	S	Opponent	Score	RPI	S	Opponent	Score	RPI	S	Opponent	Score	
16	H	Maryland	54 75	34	A	Ball St.	65 97	51	N	Harvard	63 76	104	A	Western Mi ch.	60 76	
19	A	Buffalo	71 85	34	H	Ball St.	61 74	52	H	FGCU	63 82	104	H	Western Mi ch.	51 59	
19	H	Buffalo	66 89					73	A	Toledo	54 60	132	H	Northern Ill.	61 84	
20	H	Central Mich.	86 95					74	A	Duquesne	60 66	154	H	Youngstown St.	75 58	
								83	A	Miami (OH)	67 75	161	N	SIUE	59 58	
								83	H	Miami (OH)	50 77	162	A	Kent St.	55 60	
								89	A	Bucknell	52 63	162	H	Kent St.	75 60	
								100	A	Ohio	67 70	202	A	Bowling Green	63 84	
								100	H	Ohio	62 59	202	H	Bowling Green	64 66	
												214	A	Eastern Mi ch.	77 65	
												299	H	Southeastern La.	66 54	
												314	H	Eastern Ky.	62 45	
												343	H	Winthrop	69 43	
-----																
LAST 12 Division I GAMES:																
100	H	Ohio	62 59	132	H	Northern Ill.	61 84									
202	A	Bowling Green	63 84	104	A	Western Mi ch.	60 76									
162	A	Kent St.	55 60	34	A	Ball St.	65 97									
83	H	Miami (OH)	50 77	162	H	Kent St.	75 60									
19	A	Buffalo	71 85	104	H	Western Mi ch.	51 59									
214	A	Eastern Mi ch.	77 65	20	H	Central Mi ch.	86 95									

Non-Div I Games: Ohio Christian 93 33

Akron



# Albama

Alabama

Alabama



Average RPI Win:	311	WON-LOST	WINNING	LAST 10	STRENGTH OF	OPP. STRENGTH	TEAM	ADJ.	CONF.	ADJ CONF.
Average RPI Loss:	225	RECORD	PCT. RANK	GAMES	SCHEDULE	OF SCHEDULE	RPI	RPI	RPI	RPI
DIV. I ONLY	11- 18	237	3- 7	345	347	315	315	32	32	
DIV. I NON-CONF.	5- 6	187	0- 0	305	337	238	238	32	32	
-----										
TOTALS	RPI 1-25	RPI 26-50	W-L RECORDS	RPI 51-100	RPI 101-999	RPI 201+				
11- 18	0- 0	0- 0	OVERALL	0- 2	11- 16	11- 12				
6- 6	0- 0	0- 0	HOME	0- 0	6- 6	6- 5				
5- 11	0- 0	0- 0	AWAY	0- 0	5- 6	5- 5				
0- 1	0- 0	0- 0	NEUTRAL	0- 0	0- 1	0- 0				
5- 6	0- 0	0- 0	NON-CONFERENCE	0- 2	5- 4	5- 2				
2- 1	0- 0	0- 0	HOME	0- 0	2- 1	2- 1				
3- 4	0- 0	0- 0	AWAY	0- 2	3- 2	3- 1				
0- 1	0- 0	0- 0	NEUTRAL	0- 0	0- 1	0- 0				
6- 12	0- 0	0- 0	CONFERENCE	0- 0	6- 12	6- 10				
4- 5	0- 0	0- 0	HOME	0- 0	4- 5	4- 4				
2- 7	0- 0	0- 0	AWAY	0- 0	2- 7	2- 6				
0- 0	0- 0	0- 0	NEUTRAL	0- 0	0- 0	0- 0				

RPI 1-25				RPI 26-50				RPI 51-100				RPI 101+				Team's RPI: 315
RPI	S	Opponent	Score	RPI	S	Opponent	Score	RPI	S	Opponent	Score	RPI	S	Opponent	Score	
								81	A	UAB	58 85	140	N	Hartford	47 56	
								93	A	Alabama	32 90	160	A	Jacksonville St.	33 49	
												181	A	Southern U.	62 77	
												181	H	Southern U.	46 58	
												223	A	Texas Southern	43 60	
												223	H	Texas Southern	49 55	
												232	A	Grambling	49 78	
												232	H	Grambling	71 64	
												246	A	Prairie View	73 84	
												246	H	Prairie View	48 55	
												248	H	Austin Peay	52 55	
												261	A	Lipscomb	50 66	
												292	A	Alcorn	52 57	
												292	H	Alcorn	74 63	
												294	H	Murray St.	71 54	
												295	A	Jackson St.	43 59	
												295	H	Jackson St.	58 68	
												299	A	Southeastern La.	76 74	
												301	A	FIU	58 51	
												316	A	Alabama St.	78 69	
												316	H	Alabama St.	44 55	
												328	A	Tennessee St.	77 75	
												333	A	Ark. -Pine Bluff	48 57	
												333	H	Ark. -Pine Bluff	52 49	
												341	A	Mississippi Val.	57 49	
												341	H	Mississippi Val.	65 48	
												349	H	Evansville	70 56	
-----																
LAST 12 Division I GAMES:																
				295	H	Jackson St.	58 68	316	H	Alabama St.	44 55					
				232	H	Grambling	71 64	341	A	Mississippi Val.	57 49					
				246	A	Prairie View	73 84	333	A	Ark. -Pine Bluff	48 57					
				223	A	Texas Southern	43 60	246	H	Prairie View	48 55					
				181	H	Southern U.	46 58	223	H	Texas Southern	49 55					
				292	H	Alcorn	74 63	181	A	Southern U.	62 77					

Non-Div I Games:

Alabama A&amp;M



Average RPI Win:	300	WON-LOST	WINNING	LAST 10	STRENGTH OF	OPP. STRENGTH	TEAM	ADJ.	CONF.	ADJ CONF.
Average RPI Loss:	197	RECORD	PCT. RANK	GAMES	SCHEDULE	OF SCHEDULE	RPI	RPI	RPI	RPI
DIV. I ONLY	7- 21	295	3- 7	248	342	316	316	32	32	
DIV. I NON-CONF.	1- 9	318	0- 0	33	170	260	260	32	32	
-----										
TOTALS	RPI 1-25	RPI 26-50	W-L RECORDS	RPI 51-100	RPI 101-999	RPI 201+				
7- 21	0- 2	0- 1	OVERALL	0- 1	7- 17	6- 12				
5- 7	0- 0	0- 0	HOME	0- 0	5- 7	4- 5				
2- 13	0- 2	0- 1	AWAY	0- 1	2- 9	2- 7				
0- 1	0- 0	0- 0	NEUTRAL	0- 0	0- 1	0- 0				
1- 9	0- 2	0- 1	NON-CONFERENCE	0- 1	1- 5	1- 1				
1- 2	0- 0	0- 0	HOME	0- 0	1- 2	1- 0				
0- 6	0- 2	0- 1	AWAY	0- 1	0- 2	0- 1				
0- 1	0- 0	0- 0	NEUTRAL	0- 0	0- 1	0- 0				
6- 12	0- 0	0- 0	CONFERENCE	0- 0	6- 12	5- 11				
4- 5	0- 0	0- 0	HOME	0- 0	4- 5	3- 5				
2- 7	0- 0	0- 0	AWAY	0- 0	2- 7	2- 6				
0- 0	0- 0	0- 0	NEUTRAL	0- 0	0- 0	0- 0				

RPI 1-25				RPI 26-50				RPI 51-100				RPI 101+ Team's RPI: 316			
RPI	S	Opponent	Score	RPI	S	Opponent	Score	RPI	S	Opponent	Score	RPI	S	Opponent	Score
9	A	Tennessee	51 104	48	A	Miami (FL)	31 79	81	A	UAB	44 61	115	N	SFA	50 77
12	A	South Carolina	31 99									156	A	Samford	39 58
												164	H	South Ala.	47 59
												180	H	Troy	63 93
												181	A	Southern U.	58 66
												181	H	Southern U.	58 56
												207	A	Southern Miss.	35 72
												223	A	Texas Southern	48 76
												223	H	Texas Southern	39 71
												232	A	Grambling	71 93
												232	H	Grambling	52 73
												246	A	Prairie View	63 69
												246	H	Prairie View	70 68
												292	A	Alcorn	41 73
												292	H	Alcorn	57 65
												295	A	Jackson St.	61 70
												295	H	Jackson St.	50 69
												315	A	Alabama A&M	55 44
												315	H	Alabama A&M	69 78
												333	A	Ark.-Pine Bluff	53 55
												333	H	Ark.-Pine Bluff	63 54
												341	A	Mississippi Val.	70 62
												341	H	Mississippi Val.	76 41
												344	H	Savannah St.	81 61
LAST 12 Division I GAMES:															
232	H	Grambling	52 73	315	A	Alabama A&M	55 44								
295	H	Jackson St.	50 69	333	A	Ark.-Pine Bluff	53 55								
223	A	Texas Southern	48 76	341	A	Mississippi Val.	70 62								
246	A	Prairie View	63 69	223	H	Texas Southern	39 71								
292	H	Alcorn	57 65	246	H	Prairie View	70 68								
181	H	Southern U.	58 56	292	A	Alcorn	41 73								

Non-Div I Games: Mobile 61 50

Alabama St.

Loss, 
Non-Conf, 
S Site, 
H Home
A Away 
N Neutral



Average RPI Win:	222	WON-LOST	WINNING	LAST 10	STRENGTH OF	OPP. STRENGTH	TEAM	ADJ.	CONF.	ADJ CONF.
Average RPI Loss:	128	RECORD	PCT. RANK	GAMES	SCHEDULE	OF SCHEDULE	RPI	RPI	RPI	RPI
DIV. I ONLY	24- 6	27	7- 3	241	227	75	75	20	20	
DIV. I NON-CONF.	11- 2	22	0- 0	206	169	59	59	24	24	
-----										
TOTALS	RPI 1-25	RPI 26-50	W-L RECORDS	RPI 51-100	RPI 101-999	RPI 201+				
24- 6	0- 1	0- 0	OVERALL	3- 2	21- 3	12- 1				
12- 1	0- 0	0- 0	HOME	3- 1	9- 0	5- 0				
9- 5	0- 1	0- 0	AWAY	0- 1	9- 3	6- 1				
3- 0	0- 0	0- 0	NEUTRAL	0- 0	3- 0	1- 0				
11- 2	0- 1	0- 0	NON-CONFERENCE	2- 1	9- 0	6- 0				
4- 1	0- 0	0- 0	HOME	2- 1	2- 0	2- 0				
5- 1	0- 1	0- 0	AWAY	0- 0	5- 0	4- 0				
2- 0	0- 0	0- 0	NEUTRAL	0- 0	2- 0	0- 0				
13- 4	0- 0	0- 0	CONFERENCE	1- 1	12- 3	6- 1				
8- 0	0- 0	0- 0	HOME	1- 0	7- 0	3- 0				
4- 4	0- 0	0- 0	AWAY	0- 1	4- 3	2- 1				
1- 0	0- 0	0- 0	NEUTRAL	0- 0	1- 0	1- 0				

RPI 1-25				RPI 26-50				RPI 51-100 Team's RPI: 75				RPI 101+			
RPI	S	Opponent	Score	RPI	S	Opponent	Score	RPI	S	Opponent	Score	RPI	S	Opponent	Score
16	A	Maryland	58 91					70	H	St. John's (NY)	66 71	132	N	Northern Ill.	97 91
								79	A	Maine	69 74	140	A	Hartford	55 70
								79	H	Maine	68 54	140	H	Hartford	66 53
								84	H	Fordham	59 52	157	A	Binghamton	57 53
								99	H	Dartmouth	76 61	157	H	Binghamton	63 46
												170	N	Southern Ill.	68 57
												175	A	New Hampshire	68 74
												175	H	New Hampshire	66 53
												185	A	Stony Brook	72 68
												185	H	Stony Brook	64 58
												189	A	Siena	78 63
												235	A	Holy Cross	65 56
												256	H	St. Bonaventure	69 52
												262	A	Manhattan	62 56
												284	A	Monmouth	68 44
												288	A	Central Conn. St.	72 60
												289	A	Vermont	57 62
												289	H	Vermont	67 55
												289	N	Vermont	60 42
												322	A	UMBC	78 75
												322	H	UMBC	79 45
												330	H	Wagner	89 44
												348	A	UMass Lowell	61 52
												348	H	UMass Lowell	93 60
LAST 12 Division I GAMES:															
289	N	Vermont	60 42	348	H	UMass Lowell	93 60								
79	A	Maine	69 74	175	A	New Hampshire	68 74								
157	A	Binghamton	57 53	185	H	Stony Brook	64 58								
322	H	UMBC	79 45	289	H	Vermont	67 55								
140	H	Hartford	66 53	322	A	UMBC	78 75								
289	A	Vermont	57 62	348	A	UMass Lowell	61 52								

Non-Div I Games:

Albany (NY)

Loss, 
Non-Conf, 
S Site, 
H Home
A Away 
N Neutral



**A  
l  
c  
o  
r  
n**

A  
l  
c  
o  
r  
n

Al corn

Page 9



Average RPI Win:	210	WON-LOST	WINNING	LAST 10	STRENGTH OF	OPP. STRENGTH	TEAM	ADJ.	CONF.	ADJ CONF.
Average RPI Loss:	84	RECORD	PCT. RANK	GAMES	SCHEDULE	OF SCHEDULE	RPI	RPI	RPI	RPI
DIV. I ONLY	23- 6	31	8- 2	180	152	56	56	15	15	
DIV. I NON-CONF.	7- 4	102	0- 0	230	80	105	105	18	18	
-----										
TOTALS	RPI 1-25	RPI 26-50	W-L RECORDS	RPI 51-100	RPI 101-999	RPI 201+				
23- 6	0- 0	0- 1	OVERALL	3- 3	20- 2	14- 0				
13- 0	0- 0	0- 0	HOME	3- 0	10- 0	6- 0				
10- 5	0- 0	0- 0	AWAY	0- 3	10- 2	8- 0				
0- 1	0- 0	0- 1	NEUTRAL	0- 0	0- 0	0- 0				
7- 4	0- 0	0- 1	NON-CONFERENCE	1- 1	6- 2	4- 0				
4- 0	0- 0	0- 0	HOME	1- 0	3- 0	1- 0				
3- 3	0- 0	0- 0	AWAY	0- 1	3- 2	3- 0				
0- 1	0- 0	0- 1	NEUTRAL	0- 0	0- 0	0- 0				
16- 2	0- 0	0- 0	CONFERENCE	2- 2	14- 0	10- 0				
9- 0	0- 0	0- 0	HOME	2- 0	7- 0	5- 0				
7- 2	0- 0	0- 0	AWAY	0- 2	7- 0	5- 0				
0- 0	0- 0	0- 0	NEUTRAL	0- 0	0- 0	0- 0				

American

American

RPI S Opponent	Score	RPI S Opponent	Score	RPI S Opponent	Score	RPI S Opponent	Score
RPI 1-25		RPI 26-50		RPI 51-100	Team's RPI: 56	RPI 101+	
26 N Villanova	60 65	77 A Navy	49 76	109 A George Mason	53 71		
		77 H Navy	46 41	118 A Delaware	56 72		
		85 A George Washington	44 61	154 H Youngstown St.	78 72		
		89 A Bucknell I	52 57	163 A Army West Point	64 46		
		89 H Bucknell I	68 58	163 H Army West Point	71 63		
		92 H Penn St.	75 66	171 H Denver	66 53		
				197 A Lehigh	60 44		
				197 H Lehigh	82 64		
				205 A Tulsa	72 67		
				229 A Boston U.	61 54		
				229 H Boston U.	66 50		
				235 A Holy Cross	68 63		
				235 H Holy Cross	72 57		
				238 A Loyola Maryland	71 58		
				238 H Loyola Maryland	69 56		
				240 A Lafayette	74 67		
				240 H Lafayette	74 66		
				244 H La Salle	66 48		
				287 A Colgate	77 55		
				287 H Colgate	67 44		
				289 A Vermont	64 62		
				322 A UMBC	61 48		
LAST 12 Division I GAMES:							
77 A Navy	49 76	238 H Loyola Maryland	69 56				
89 A Bucknell I	52 57	163 H Army West Point	71 63				
235 H Holy Cross	72 57	287 H Colgate	67 44				
240 H Lafayette	74 66	235 A Holy Cross	68 63				
229 A Boston U.	61 54	240 A Lafayette	74 67				
197 A Lehigh	60 44	229 H Boston U.	66 50				

Non-Div I Games:

American



Average RPI Win:	274	WON-LOST	WINNING	LAST 10	STRENGTH OF	OPP. STRENGTH	TEAM	ADJ.	CONF.	ADJ CONF.
Average RPI Loss:	152	RECORD	PCT. RANK	GAMES	SCHEDULE	OF SCHEDULE	RPI	RPI	RPI	RPI
DIV. I ONLY	7- 22	299	2- 8	138	270	273	273	22	22	
DIV. I NON-CONF.	2- 9	295	0- 0	147	207	257	257	23	23	
-----										
TOTALS	RPI 1-25	RPI 26-50	W-L RECORDS	RPI 51-100	RPI 101-999	RPI 201+				
7- 22	0- 0	0- 0	OVERALL	0- 4	7- 18	6- 4				
4- 9	0- 0	0- 0	HOME	0- 3	4- 6	3- 1				
3- 13	0- 0	0- 0	AWAY	0- 0	3- 6	3- 2				
0- 0	0- 0	0- 0	NEUTRAL	0- 0	0- 0	0- 0				
2- 9	0- 0	0- 0	NON-CONFERENCE	0- 2	2- 7	2- 1				
0- 4	0- 0	0- 0	HOME	0- 2	0- 2	0- 0				
2- 5	0- 0	0- 0	AWAY	0- 0	2- 5	2- 1				
0- 0	0- 0	0- 0	NEUTRAL	0- 0	0- 0	0- 0				
5- 13	0- 0	0- 0	CONFERENCE	0- 2	5- 11	4- 3				
4- 5	0- 0	0- 0	HOME	0- 1	4- 4	3- 1				
1- 8	0- 0	0- 0	AWAY	0- 1	1- 7	1- 2				
0- 0	0- 0	0- 0	NEUTRAL	0- 0	0- 0	0- 0				

RPI 1-25				RPI 26-50				RPI 51-100				RPI 101+ Team's RPI: 273			
RPI	S	Opponent	Score	RPI	S	Opponent	Score	RPI	S	Opponent	Score	RPI	S	Opponent	Score
								68	H	Georgia Tech	41 75	106	A	Wake Forest	49 78
								81	H	UAB	59 70	111	H	ETSU	57 70
								95	A	Little Rock	35 61	119	A	North Carolina	43 56
								95	H	Little Rock	40 52	136	A	Radford	40 61
												137	A	Texas St.	50 92
												137	H	Texas St.	54 69
												158	A	Louisiana	45 61
												164	A	South Ala.	52 54
												164	H	South Ala.	57 56
												166	A	UT Arlington	48 49
												166	H	UT Arlington	60 64
												169	A	N.C. A&T	56 81
												180	A	Troy	74 81
												180	H	Troy	64 93
												187	H	Davidson	57 59
												209	A	Arkansas St.	52 69
												209	H	Arkansas St.	68 66
												224	A	UNC Asheville	60 69
												228	A	Coastal Caro.	68 73
												228	H	Coastal Caro.	51 66
												263	A	Col. of Charleston	76 70
												306	H	Georgia St.	77 62
												313	A	Marshall	56 54
												327	H	Ga. Southern	87 56
												337	A	La. -Monroe	71 67
-----															
LAST 12 Division I GAMES:															
				228	H	Coastal Caro.	51 66	137	A	Texas St.	50 92				
				95	A	Little Rock	35 61	166	A	UT Arlington	48 49				
				209	A	Arkansas St.	52 69	209	H	Arkansas St.	68 66				
				180	H	Troy	64 93	95	H	Little Rock	40 52				
				164	H	South Ala.	57 56	164	A	South Ala.	52 54				
				228	A	Coastal Caro.	68 73	180	A	Troy	74 81				

Non-Div I Games:

Appalachian St.



Average RPI Win:	254	WON-LOST	WINNING	LAST 10	STRENGTH OF	OPP. STRENGTH	TEAM	ADJ.	CONF.	ADJ CONF.
Average RPI Loss:	102	RECORD	PCT. RANK	GAMES	SCHEDULE	OF SCHEDULE	RPI	RPI	RPI	RPI
DIV. I ONLY	6- 24	322	1- 9	123	77	276	276	5	5	
DIV. I NON-CONF.	4- 7	226	0- 0	341	306	334	334	3	3	
-----										
TOTALS	RPI 1-25	RPI 26-50	W-L RECORDS	RPI 51-100	RPI 101-999	RPI 201+				
6- 24	0- 5	0- 5	OVERALL	0- 4	6- 10	4- 5				
5- 10	0- 2	0- 2	HOME	0- 1	5- 5	3- 3				
1- 12	0- 3	0- 3	AWAY	0- 1	1- 5	1- 2				
0- 2	0- 0	0- 0	NEUTRAL	0- 2	0- 0	0- 0				
4- 7	0- 0	0- 0	NON-CONFERENCE	0- 1	4- 6	4- 5				
3- 3	0- 0	0- 0	HOME	0- 0	3- 3	3- 3				
1- 3	0- 0	0- 0	AWAY	0- 0	1- 3	1- 2				
0- 1	0- 0	0- 0	NEUTRAL	0- 1	0- 0	0- 0				
2- 17	0- 5	0- 5	CONFERENCE	0- 3	2- 4	0- 0				
2- 7	0- 2	0- 2	HOME	0- 1	2- 2	0- 0				
0- 9	0- 3	0- 3	AWAY	0- 1	0- 2	0- 0				
0- 1	0- 0	0- 0	NEUTRAL	0- 1	0- 0	0- 0				

RPI 1-25				RPI 26-50				RPI 51-100				RPI 101+ Team's RPI: 276			
RPI	S	Opponent	Score	RPI	S	Opponent	Score	RPI	S	Opponent	Score	RPI	S	Opponent	Score
7	A	Oregon	44 62	42	A	Oregon St.	48 88	53	A	Ari zona St.	50 75	110	A	Utah	55 89
7	H	Oregon	61 74	42	H	Oregon St.	40 65	53	H	Ari zona St.	45 69	110	H	Utah	56 80
10	A	UCLA	46 69	44	A	Cal i forni a	39 63	53	N	Ari zona St.	47 76	111	H	Washi ngton St.	60 78
13	A	Stanford	42 79	44	H	Cal i forni a	51 53	71	N	TCU	59 68	143	A	Col orado	60 79
13	H	Stanford	46 61	49	A	Southern Cal i forni a	52 78					143	H	Col orado	72 63
												144	A	Loyola Marymount	70 84
												198	H	Washi ngton	72 70
												210	H	New Mexi co St.	83 44
												216	A	CSUN	63 66
												251	H	Hawai i	60 65
												268	H	San Diego St.	67 78
												296	H	Long Beach St.	72 80
												304	A	Utah St.	65 49
												307	A	Northern Ari z.	66 84
												329	H	Southern Utah	76 74
												340	H	Iona	71 58
LAST 12 Division I GAMES:															
				53	N	Ari zona St.	47 76	10	A	UCLA	46 69				
				7	H	Oregon	61 74	198	H	Washi ngton	72 70				
				42	H	Oregon St.	40 65	111	H	Washi ngton St.	60 78				
				53	H	Ari zona St.	45 69	13	A	Stanford	42 79				
				53	A	Ari zona St.	50 75	44	A	Cal i forni a	39 63				
				49	A	Southern Cal i forni a	52 78	110	H	Utah	56 80				



Average RPI Win:	162	WON-LOST	WINNING	LAST 10	STRENGTH OF	OPP. STRENGTH	TEAM	ADJ.	CONF.	ADJ CONF.
Average RPI Loss:	27	RECORD	PCT. RANK	GAMES	SCHEDULE	OF SCHEDULE	RPI	RPI	RPI	RPI
DIV. I ONLY	21- 12	98	5- 5	42	44	53	53	5	5	
DIV. I NON-CONF.	9- 3	61	0- 0	95	40	56	56	3	3	
-----										
TOTALS	RPI 1-25	RPI 26-50	W-L RECORDS	RPI 51-100	RPI 101-999	RPI 201+				
21- 12	2- 8	3- 3	OVERALL	0- 0	16- 1	8- 0				
13- 3	2- 1	1- 1	HOME	0- 0	10- 1	5- 0				
5- 6	0- 4	1- 2	AWAY	0- 0	4- 0	1- 0				
3- 3	0- 3	1- 0	NEUTRAL	0- 0	2- 0	2- 0				
9- 3	1- 3	0- 0	NON-CONFERENCE	0- 0	8- 0	5- 0				
7- 0	1- 0	0- 0	HOME	0- 0	6- 0	4- 0				
1- 1	0- 1	0- 0	AWAY	0- 0	1- 0	0- 0				
1- 2	0- 2	0- 0	NEUTRAL	0- 0	1- 0	1- 0				
12- 9	1- 5	3- 3	CONFERENCE	0- 0	8- 1	3- 0				
6- 3	1- 1	1- 1	HOME	0- 0	4- 1	1- 0				
4- 5	0- 3	1- 2	AWAY	0- 0	3- 0	1- 0				
2- 1	0- 1	1- 0	NEUTRAL	0- 0	1- 0	1- 0				

RPI 1-25				RPI 26-50				RPI 51-100				Team's RPI : 53				RPI 101+			
RPI	S	Opponent	Score	RPI	S	Opponent	Score	RPI	S	Opponent	Score	RPI	S	Opponent	Score	RPI	S	Opponent	Score
3	N	Mississippi St.	57 65	42	A	Oregon St.	54 57					110	A	Utah	83 81				
7	A	Oregon	64 74	42	H	Oregon St.	60 64					110	H	Utah	56 58				
7	H	Oregon	44 57	42	N	Oregon St.	57 51					111	H	Washington St.	77 51				
8	A	Florida St.	66 77	44	A	California	57 42					141	A	Fresno St.	81 49				
10	A	UCLA	63 71	44	H	California	80 71					143	A	Colorado	72 47				
13	A	Stanford	50 74	49	A	Southern California	62 77					143	H	Colorado	73 59				
13	H	Stanford	73 66									145	H	Arkansas	89 43				
13	N	Stanford	46 58									150	H	Idaho	77 33				
19	H	Buffalo	76 57									198	H	Washington	61 41				
25	N	Green Bay	48 61									208	N	Columbia	72 48				



Average RPI Win:	305	WON-LOST	WINNING	LAST 10	STRENGTH OF	OPP. STRENGTH	TEAM	ADJ.	CONF.	ADJ CONF.
Average RPI Loss:	216	RECORD	PCT. RANK	GAMES	SCHEDULE	OF SCHEDULE	RPI	RPI	RPI	RPI
DIV. I ONLY	6- 20	308	5- 5	322	337	333	333	32	32	
DIV. I NON-CONF.	0- 8	337	0- 0	192	72	333	333	32	32	
-----										
TOTALS	RPI 1-25	RPI 26-50	W-L RECORDS	RPI 51-100	RPI 101-999	RPI 201+				
6- 20	0- 1	0- 1	OVERALL	0- 1	6- 17	6- 14				
4- 5	0- 0	0- 0	HOME	0- 0	4- 5	4- 4				
2- 13	0- 0	0- 0	AWAY	0- 0	2- 0	2- 0				
0- 2	0- 0	0- 0	NEUTRAL	0- 0	0- 2	0- 1				
0- 8	0- 1	0- 1	NON-CONFERENCE	0- 1	0- 5	0- 4				
0- 0	0- 0	0- 0	HOME	0- 0	0- 0	0- 0				
0- 6	0- 1	0- 1	AWAY	0- 1	0- 3	0- 3				
0- 2	0- 0	0- 0	NEUTRAL	0- 0	0- 2	0- 1				
6- 12	0- 0	0- 0	CONFERENCE	0- 0	6- 12	6- 10				
4- 5	0- 0	0- 0	HOME	0- 0	4- 5	4- 4				
2- 7	0- 0	0- 0	AWAY	0- 0	2- 7	2- 6				
0- 0	0- 0	0- 0	NEUTRAL	0- 0	0- 0	0- 0				

RPI 1-25				RPI 26-50				RPI 51-100				RPI 101+				Team's RPI: 333
RPI	S	Opponent	Score	RPI	S	Opponent	Score	RPI	S	Opponent	Score	RPI	S	Opponent	Score	
21	A	Iowa	45 85	33	A	Dayton	43 81	59	A	Nebraska	52 73	181	A	Southern U.	46 59	
												181	H	Southern U.	52 71	
												188	N	Oakland	37 69	
												205	A	Tulsa	37 87	
												223	A	Texas Southern	52 58	
												223	H	Texas Southern	61 59	
												232	A	Grambling	63 73	
												232	H	Grambling	57 66	
												246	A	Prairie View	52 64	
												246	H	Prairie View	72 89	
												248	A	Austin Peay	61 97	
												250	A	Texas Tech	47 74	
												270	N	Towson	44 70	
												292	A	Alcorn	58 76	
												292	H	Alcorn	77 80	
												295	A	Jackson St.	66 60	
												295	H	Jackson St.	54 60	
												315	A	Alabama A&M	49 52	
												315	H	Alabama A&M	57 48	
												316	A	Alabama St.	54 63	
												316	H	Alabama St.	55 53	
												341	A	Mississippi Val.	64 59	
												341	H	Mississippi Val.	79 64	
LAST 12 Division I GAMES:																
341	H	Mississippi Val.	79 64	181	A	Southern U.	46 59	316	H	Alabama St.	55 53	295	H	Jackson St.	54 60	
295	A	Jackson St.	66 60	316	H	Alabama St.	55 53	232	H	Grambling	57 66	223	A	Texas Southern	52 58	
232	A	Grambling	63 73	315	H	Alabama A&M	57 48	270	N	Towson	44 70	246	H	Prairie View	72 89	
223	H	Texas Southern	61 59	295	H	Jackson St.	54 60	246	H	Prairie View	52 64	248	A	Austin Peay	61 97	
246	H	Prairie View	72 89	232	H	Grambling	57 66	250	A	Texas Tech	47 74	292	A	Alcorn	58 76	
292	A	Alcorn	58 76	223	A	Texas Southern	52 58									

Non-Div I Games: Tougalo 71 51 Philander Smith 81 73

Ark. -Pine Bluff

Loss, 
Non-Conf, 
S Site, 
H Home
A Away 
N Neutral



Average RPI	Win:	184	WON-LOST	WINNING	LAST 10	STRENGTH OF	OPP. STRENGTH	TEAM	ADJ.	CONF.	ADJ CONF.
Average RPI	Loss:	67	RECORD	PCT. RANK	GAMES	SCHEDULE	OF SCHEDULE	RPI	RPI	RPI	RPI
DIV. I ONLY		13- 18	222	2- 8	70	49	145	145	2	2	
DIV. I NON-CONF.		9- 4	82	0- 0	183	215	83	83	2	2	
-----											
TOTALS	RPI 1-25		RPI 26-50		W-L RECORDS		RPI 51-100		RPI 101-999		RPI 201+
13- 18	0- 7		0- 2		OVERALL		1- 5		12- 4		5- 0
8- 7	0- 3		0- 1		HOME		0- 2		8- 1		4- 0
3- 10	0- 3		0- 1		AWAY		1- 3		2- 3		0- 0
2- 1	0- 1		0- 0		NEUTRAL		0- 0		2- 0		1- 0
9- 4	0- 0		0- 0		NON-CONFERENCE		0- 2		9- 2		5- 0
7- 0	0- 0		0- 0		HOME		0- 0		7- 0		4- 0
1- 4	0- 0		0- 0		AWAY		0- 2		1- 2		0- 0
1- 0	0- 0		0- 0		NEUTRAL		0- 0		1- 0		1- 0
4- 14	0- 7		0- 2		CONFERENCE		1- 3		3- 2		0- 0
1- 7	0- 3		0- 1		HOME		0- 2		1- 1		0- 0
2- 6	0- 3		0- 1		AWAY		1- 1		1- 1		0- 0
1- 1	0- 1		0- 0		NEUTRAL		0- 0		1- 0		0- 0

RPI 1-25				RPI 26-50				RPI 51-100				RPI 101+ Team's RPI: 145			
RPI	S	Opponent	Score	RPI	S	Opponent	Score	RPI	S	Opponent	Score	RPI	S	Opponent	Score
3	A	Mississippi St.	69 111	27	A	Georgia	65 78	53	A	Arizona St.	43 89	101	A	Auburn	68 58
9	H	Tennessee	85 90	28	H	LSU	57 62	59	A	Nebraska	69 80	149	A	Vanderbilt	73 78
12	A	South Carolina	42 90					86	A	Kentucky	57 78	149	N	Vanderbilt	88 76
15	H	Texas A&M	60 104					86	H	Kentucky	65 76	153	H	Charlotte	73 72
15	N	Texas A&M	52 82					93	A	Alabama	74 66	156	H	Samford	84 63
22	A	Missouri	54 88					93	H	Alabama	76 83	159	H	Ole Miss	73 72
22	H	Missouri	58 84									166	H	UT Arlington	91 57
												174	H	Florida	51 65
												176	A	UTEP	61 64
												178	A	Oral Roberts	77 66
												183	A	Kansas	60 71
												205	H	Tulsa	67 41
												210	N	New Mexico St.	69 60
												232	H	Grambling	79 62
												253	H	Abilene Christian	79 65
												335	H	Sam Houston St.	65 54
-----															
LAST 12 Division I GAMES:															
15	N	Texas A&M	52 82	22	H	Missouri	58 84								
149	N	Vanderbilt	88 76	9	H	Tennessee	85 90								
149	A	Vanderbilt	73 78	93	A	Alabama	74 66								
15	H	Texas A&M	60 104	86	H	Kentucky	65 76								
28	H	LSU	57 62	12	A	South Carolina	42 90								
86	A	Kentucky	57 78	22	A	Missouri	54 88								

Non-Div I Games:

Arkansas



Average RPI Win:	256	WON-LOST	WINNING	LAST 10	STRENGTH OF	OPP. STRENGTH	TEAM	ADJ.	CONF.	ADJ CONF.
Average RPI Loss:	143	RECORD	PCT. RANK	GAMES	SCHEDULE	OF SCHEDULE	RPI	RPI	RPI	RPI
DIV. I ONLY	15- 14	170	5- 5	301	172	209	209	22	22	
DIV. I NON-CONF.	5- 6	187	0- 0	175	68	175	175	23	23	
-----										
TOTALS	RPI 1-25	RPI 26-50	W-L RECORDS	RPI 51-100	RPI 101-999	RPI 201+				
15- 14	0- 1	0- 0	OVERALL	0- 4	15- 9	10- 3				
9- 5	0- 0	0- 0	HOME	0- 2	9- 3	6- 1				
6- 9	0- 1	0- 0	AWAY	0- 2	6- 6	4- 2				
0- 0	0- 0	0- 0	NEUTRAL	0- 0	0- 0	0- 0				
5- 6	0- 1	0- 0	NON-CONFERENCE	0- 2	5- 3	2- 1				
4- 1	0- 0	0- 0	HOME	0- 1	4- 0	2- 0				
1- 5	0- 1	0- 0	AWAY	0- 1	1- 3	0- 1				
0- 0	0- 0	0- 0	NEUTRAL	0- 0	0- 0	0- 0				
10- 8	0- 0	0- 0	CONFERENCE	0- 2	10- 6	8- 2				
5- 4	0- 0	0- 0	HOME	0- 1	5- 3	4- 1				
5- 4	0- 0	0- 0	AWAY	0- 1	5- 3	4- 1				
0- 0	0- 0	0- 0	NEUTRAL	0- 0	0- 0	0- 0				

RPI 1-25				RPI 26-50				RPI 51-100				RPI 101+ Team's RPI: 209			
RPI	S	Opponent	Score	RPI	S	Opponent	Score	RPI	S	Opponent	Score	RPI	S	Opponent	Score
14	A	South Fla.	55 98					55	A	Indiana	51 93	137	H	Texas St.	55 67
								58	H	Belmont	52 83	155	H	UT Martin	84 73
								95	A	Little Rock	43 53	158	A	Louisiana	53 60
								95	H	Little Rock	58 64	158	H	Louisiana	75 77
												159	A	Ole Miss	48 74
												164	A	South Ala.	75 60
												166	H	UT Arlington	85 80
												174	A	Florida	70 69
												176	H	UTEP	76 73
												180	A	Troy	78 95
												184	A	Pittsburgh	47 87
												205	A	Tulsa	58 68
												228	A	Coastal Caro.	70 63
												228	H	Coastal Caro.	65 73
												232	H	Grambling	76 56
												273	A	Appalachian St.	66 68
												273	H	Appalachian St.	69 52
												306	A	Georgia St.	75 58
												306	H	Georgia St.	76 63
												327	A	Ga. Southern	71 62
												327	H	Ga. Southern	69 48
												328	H	Tennessee St.	68 62
												337	A	La.-Monroe	80 73
												337	H	La.-Monroe	76 62
-----															
LAST 12 Division I GAMES:															
337	A	La.-Monroe	80 73	180	A	Troy	78 95								
158	A	Louisiana	53 60	327	H	Ga. Southern	69 48								
228	H	Coastal Caro.	65 73	306	H	Georgia St.	76 63								
273	H	Appalachian St.	69 52	273	A	Appalachian St.	66 68								
95	H	Little Rock	58 64	228	A	Coastal Caro.	70 63								
164	A	South Ala.	75 60	95	A	Little Rock	43 53								

Non-Div I Games:

Arkansas St.



Average RPI Win:	232	WON-LOST	WINNING	LAST 10	STRENGTH OF	OPP. STRENGTH	TEAM	ADJ.	CONF.	ADJ CONF.
Average RPI Loss:	138	RECORD	PCT. RANK	GAMES	SCHEDULE	OF SCHEDULE	RPI	RPI	RPI	RPI
DIV. I ONLY	15- 13	156	7- 3	175	218	163	163	15	15	
DIV. I NON-CONF.	6- 4	122	0- 0	225	287	146	146	18	18	
-----										
TOTALS	RPI 1-25	RPI 26-50	W-L RECORDS	RPI 51-100	RPI 101-999	RPI 201+				
15- 13	0- 1	0- 0	OVERALL	1- 6	14- 6	11- 4				
8- 6	0- 0	0- 0	HOME	1- 3	7- 3	5- 2				
7- 7	0- 1	0- 0	AWAY	0- 3	7- 3	6- 2				
0- 0	0- 0	0- 0	NEUTRAL	0- 0	0- 0	0- 0				
6- 4	0- 1	0- 0	NON-CONFERENCE	1- 0	5- 3	3- 2				
4- 1	0- 0	0- 0	HOME	1- 0	3- 1	2- 0				
2- 3	0- 1	0- 0	AWAY	0- 0	2- 2	1- 2				
0- 0	0- 0	0- 0	NEUTRAL	0- 0	0- 0	0- 0				
9- 9	0- 0	0- 0	CONFERENCE	0- 6	9- 3	8- 2				
4- 5	0- 0	0- 0	HOME	0- 3	4- 2	3- 2				
5- 4	0- 0	0- 0	AWAY	0- 3	5- 1	5- 0				
0- 0	0- 0	0- 0	NEUTRAL	0- 0	0- 0	0- 0				

RPI 1-25				RPI 26-50				RPI 51-100				RPI 101+				Team's RPI: 163
RPI	S	Opponent	Score	RPI	S	Opponent	Score	RPI	S	Opponent	Score	RPI	S	Opponent	Score	
24	A	Marquette	53 83					56	A	American	63 71	118	H	Delaware	59 70	
								56	H	American	46 64	125	A	Yale	82 65	
								77	A	Navy	44 70	157	H	Binghamton	73 61	
								77	H	Navy	46 55	197	A	Lehigh	55 59	
								89	A	Bucknell	36 60	197	H	Lehigh	55 50	
								89	H	Bucknell	55 75	229	A	Boston U.	48 47	
								99	H	Dartmouth	71 56	229	H	Boston U.	59 60	
												235	A	Holy Cross	66 57	
												235	H	Holy Cross	62 70	
												238	A	Loyola Maryland	69 62	
												238	H	Loyola Maryland	62 47	
												240	A	Lafayette	65 60	
												240	H	Lafayette	48 39	
												266	A	St. Francis Brooklyn	52 73	
												274	H	LIU Brooklyn	71 37	
												285	A	Fairleigh Dickinson	56 58	
												287	A	Colgate	62 54	
												287	H	Colgate	69 49	
												291	A	Air Force	65 59	
												338	H	NJIT	79 49	
-----																
LAST 12 Division I GAMES:																
				89	H	Bucknell	55 75	240	H	Lafayette	48 39					
				229	A	Boston U.	48 47	56	A	American	63 71					
				287	H	Colgate	69 49	238	H	Loyola Maryland	62 47					
				197	H	Lehigh	55 50	287	A	Colgate	62 54					
				235	A	Holy Cross	66 57	197	A	Lehigh	55 59					
				77	H	Navy	46 55	235	H	Holy Cross	62 70					

Non-Div I Games: St. Joseph's (Brkn)107 46

Army West Point



Average RPI Win: **156**  
Average RPI Loss: **54**

WON-LOST  
RECORD

WINNING  
PCT. RANK

LAST 10  
GAMES

STRENGTH OF  
SCHEDULE

OPP. STRENGTH  
OF SCHEDULE

TEAM  
RPI

ADJ.  
RPI

CONF.  
RPI

ADJ CONF.  
RPI

DIV. I ONLY	13- 15	206	4- 6	43	23	101	101	2	2
DIV. I NON-CONF.	8- 3	65	0- 0	189	113	82	82	2	2
<hr/>									
TOTALS	RPI 1-25	RPI 26-50	W-L RECORDS	RPI 51-100	RPI 101-999	RPI 201+			
13- 15	0- 7	1- 2	OVERALL	2- 3	10- 3	2- 0			
10- 3	0- 2	1- 0	HOME	1- 0	8- 1	2- 0			
2- 9	0- 4	0- 2	AWAY	1- 3	1- 0	0- 0			
1- 3	0- 1	0- 0	NEUTRAL	0- 0	1- 2	0- 0			
8- 3	0- 0	0- 0	NON-CONFERENCE	1- 1	7- 2	2- 0			
5- 0	0- 0	0- 0	HOME	0- 0	5- 0	2- 0			
2- 1	0- 0	0- 0	AWAY	1- 1	1- 0	0- 0			
1- 2	0- 0	0- 0	NEUTRAL	0- 0	1- 2	0- 0			
5- 12	0- 7	1- 2	CONFERENCE	1- 2	3- 1	0- 0			
5- 3	0- 2	1- 0	HOME	1- 0	3- 1	0- 0			
0- 8	0- 4	0- 2	AWAY	0- 2	0- 0	0- 0			
0- 1	0- 1	0- 0	NEUTRAL	0- 0	0- 0	0- 0			

RPI 1-25				RPI 26-50				RPI 51-100				RPI 101+ Team's RPI: 101			
RPI	S	Opponent	Score	RPI	S	Opponent	Score	RPI	S	Opponent	Score	RPI	S	Opponent	Score
3	A	Mississippi St.	61 82	27	A	Georgia	48 60	55	A	Indiana	65 53	105	N	Chattanooga	41 50
9	A	Tennessee	59 70	28	A	LSU	56 59	67	A	Virginia Tech	63 72	108	N	Georgetown	60 40
9	N	Tennessee	61 64	28	H	LSU	70 62	86	A	Kentucky	48 65	124	H	Louisiana Tech	75 59
12	A	South Carolina	63 71					93	A	Alabama	60 70	145	H	Arkansas	58 68
15	A	Texas A&M	59 78					93	H	Alabama	69 60	149	H	Vanderbilt	63 60
15	H	Texas A&M	73 82									158	A	Louisiana	70 60
22	H	Missouri	51 59									159	H	Ole Miss	60 55



Average RPI Win:	291	WON-LOST	WINNING	LAST 10	STRENGTH OF	OPP. STRENGTH	TEAM	ADJ.	CONF.	ADJ CONF.
Average RPI Loss:	164	RECORD	PCT. RANK	GAMES	SCHEDULE	OF SCHEDULE	RPI	RPI	RPI	RPI
DIV. I ONLY	14- 14	178	4- 6	334	274	248	248	25	25	
DIV. I NON-CONF.	5- 4	146	0- 0	323	316	212	212	27	27	
-----										
TOTALS	RPI 1-25	RPI 26-50	W-L RECORDS	RPI 51-100	RPI 101-999	RPI 201+				
14- 14	0- 0	0- 1	OVERALL	0- 2	14- 11	13- 3				
8- 4	0- 0	0- 0	HOME	0- 1	8- 3	7- 0				
6- 9	0- 0	0- 0	AWAY	0- 1	6- 1	6- 0				
0- 1	0- 0	0- 0	NEUTRAL	0- 0	0- 1	0- 0				
5- 4	0- 0	0- 1	NON-CONFERENCE	0- 1	5- 2	5- 1				
2- 1	0- 0	0- 0	HOME	0- 1	2- 0	2- 0				
3- 3	0- 0	0- 1	AWAY	0- 0	3- 2	3- 1				
0- 0	0- 0	0- 0	NEUTRAL	0- 0	0- 0	0- 0				
9- 10	0- 0	0- 0	CONFERENCE	0- 1	9- 9	8- 2				
6- 3	0- 0	0- 0	HOME	0- 0	6- 3	5- 0				
3- 6	0- 0	0- 0	AWAY	0- 1	3- 5	3- 2				
0- 1	0- 0	0- 0	NEUTRAL	0- 0	0- 1	0- 0				

RPI 1-25				RPI 26-50				RPI 51-100				RPI 101+				Team's RPI: 248
RPI	S	Opponent	Score	RPI	S	Opponent	Score	RPI	S	Opponent	Score	RPI	S	Opponent	Score	
				34	A	Ball St.	57 89	58	A	Belmont	75 78	122	A	Butler	54 75	
								97	H	Western Ill.	68 81	155	A	UT Martin	66 100	
												155	H	UT Martin	69 62	
												160	A	Jacksonville St.	47 65	
												160	H	Jacksonville St.	50 51	
												161	A	SIUE	55 67	
												161	H	SIUE	38 61	
												161	N	SIUE	43 76	
												192	H	Morehead St.	59 66	
												233	A	Southeast Mo. St.	61 50	
												233	H	Southeast Mo. St.	66 65	
												234	A	Illinois	47 59	
												252	A	Northern Ky.	53 52	
												261	A	Lipscomb	71 63	
												294	A	Murray St.	65 91	
												294	H	Murray St.	75 69	
												312	A	Tennessee Tech	59 63	
												312	H	Tennessee Tech	53 52	
												314	H	Eastern Ky.	59 45	
												315	A	Alabama A&M	55 52	
												328	A	Tennessee St.	75 59	
												333	H	Ark. -Pine Bluff	97 61	
												345	A	Eastern Ill.	75 66	
												345	H	Eastern Ill.	69 59	
												349	H	Evansville	82 73	
LAST 12 Division I GAMES:																
				161	N	SIUE	43 76	294	A	Murray St.	65 91					
				294	H	Murray St.	75 69	233	A	Southeast Mo. St.	61 50					
				161	A	SIUE	55 67	155	A	UT Martin	66 100					
				160	H	Jacksonville St.	50 51	192	H	Morehead St.	59 66					
				312	H	Tennessee Tech	53 52	314	H	Eastern Ky.	59 45					
				345	A	Eastern Ill.	75 66	58	A	Belmont	75 78					

Non-Div I Games: Christian Bros. 73 50 Trevecca Nazarene 80 72

Austin Peay



Average RPI Win:	217	WON-LOST	WINNING	LAST 10	STRENGTH OF	OPP. STRENGTH	TEAM	ADJ.	CONF.	ADJ CONF.
Average RPI Loss:	122	RECORD	PCT. RANK	GAMES	SCHEDULE	OF SCHEDULE	RPI	RPI	RPI	RPI
DIV. I ONLY	16- 14	159	4- 6	171	131	152	152	14	14	
DIV. I NON-CONF.	5- 6	187	0- 0	193	125	208	208	12	12	
-----										
TOTALS	RPI 1-25	RPI 26-50	W-L RECORDS	RPI 51-100	RPI 101-999	RPI 201+				
16- 14	0- 0	0- 5	OVERALL	1- 1	15- 8	9- 1				
11- 4	0- 0	0- 2	HOME	1- 0	10- 2	6- 1				
5- 9	0- 0	0- 3	AWAY	0- 1	5- 5	3- 0				
0- 1	0- 0	0- 0	NEUTRAL	0- 0	0- 1	0- 0				
5- 6	0- 0	0- 3	NON-CONFERENCE	0- 0	5- 3	3- 1				
4- 2	0- 0	0- 1	HOME	0- 0	4- 1	3- 1				
1- 4	0- 0	0- 2	AWAY	0- 0	1- 2	0- 0				
0- 0	0- 0	0- 0	NEUTRAL	0- 0	0- 0	0- 0				
11- 8	0- 0	0- 2	CONFERENCE	1- 1	10- 5	6- 0				
7- 2	0- 0	0- 1	HOME	1- 0	6- 1	3- 0				
4- 5	0- 0	0- 1	AWAY	0- 1	4- 3	3- 0				
0- 1	0- 0	0- 0	NEUTRAL	0- 0	0- 1	0- 0				

RPI	S	Opponent	Score	RPI	S	Opponent	Score	RPI	S	Opponent	Score	RPI	S	Opponent	Score
27	H	Georgi a	63 79	80	A	Saint Mary's (CA)	49 57	110	H	Utah	77 68	120	A	Colorado St.	54 56
36	A	Gonzaga	37 62	80	H	Saint Mary's (CA)	63 54	127	A	San Franci sco	73 76	127	H	San Franci sco	70 66
36	H	Gonzaga	70 84					142	A	Eastern Wash.	73 69	144	A	Loyol a Marymount	67 55
37	A	Northern Colo.	74 79					144	H	Loyol a Marymount	62 52	172	A	San Di ego	69 70
44	A	Cal i forni a	45 70					172	H	San Di ego	60 66	172	N	San Di ego	56 61
								177	A	Paci fi c	76 83	177	H	Paci fi c	77 65
								198	A	Washing ton	72 80	213	H	Montana St.	75 54
								236	A	Pepperdi ne	73 67	236	H	Pepperdi ne	78 43
								290	A	Santa Clara	55 34	290	H	Santa Clara	65 47
								304	H	Utah St.	69 76	318	A	Portland	72 58
								318	H	Portland	73 35	321	H	Utah Valley	75 54
								329	H	Southern Utah	75 67				
LAST 12 Di vi si on I GAMES:															
172	N	San Di ego	56 61	290	A	Santa Clara	55 34	36	H	Gonzaga	70 84	144	H	Loyol a Marymount	62 52
36	A	Gonzaga	37 62	36	H	Gonzaga	70 84	177	A	Paci fi c	76 83	80	H	Saint Mary's (CA)	63 54
318	H	Portl and	73 35	144	H	Loyol a Marymount	62 52	80	H	Saint Mary's (CA)	63 54	172	A	San Di ego	69 70
172	H	San Di ego	60 66	177	A	Paci fi c	76 83								
236	H	Pepperdi ne	78 43	80	H	Saint Mary's (CA)	63 54								
127	A	San Franci sco	73 76	172	A	San Di ego	69 70								

Non-Di v I Games:

BYU

■ Loss, 
 ■ Non-Conf, 
 S Site, 
 ■ Home 
 ■ Away 
 N Neutral



Average RPI Win:	162	WON-LOST	WINNING	LAST 10	STRENGTH OF	OPP. STRENGTH	TEAM	ADJ.	CONF.	ADJ CONF.
Average RPI Loss:	46	RECORD	PCT. RANK	GAMES	SCHEDULE	OF SCHEDULE	RPI	RPI	RPI	RPI
DIV. I ONLY	23- 5	17	8- 2	121	86	34	34	8	8	
DIV. I NON-CONF.	10- 0	1	0- 0	176	123	20	20	8	8	
-----										
TOTALS	RPI 1-25	RPI 26-50	W-L RECORDS	RPI 51-100	RPI 101-999	RPI 201+				
23- 5	0- 3	0- 0	OVERALL	5- 2	18- 0	10- 0				
13- 2	0- 2	0- 0	HOME	4- 0	9- 0	6- 0				
10- 3	0- 1	0- 0	AWAY	1- 2	9- 0	4- 0				
0- 0	0- 0	0- 0	NEUTRAL	0- 0	0- 0	0- 0				
10- 0	0- 0	0- 0	NON-CONFERENCE	3- 0	7- 0	4- 0				
6- 0	0- 0	0- 0	HOME	2- 0	4- 0	3- 0				
4- 0	0- 0	0- 0	AWAY	1- 0	3- 0	1- 0				
0- 0	0- 0	0- 0	NEUTRAL	0- 0	0- 0	0- 0				
13- 5	0- 3	0- 0	CONFERENCE	2- 2	11- 0	6- 0				
7- 2	0- 2	0- 0	HOME	2- 0	5- 0	3- 0				
6- 3	0- 1	0- 0	AWAY	0- 2	6- 0	3- 0				
0- 0	0- 0	0- 0	NEUTRAL	0- 0	0- 0	0- 0				

RPI 1-25				RPI 26-50				Team's RPI: 34				RPI 51-100				RPI 101+			
RPI	S	Opponent	Score	RPI	S	Opponent	Score					RPI	S	Opponent	Score	RPI	S	Opponent	Score
19	H	Buffalo	80 84									57	H	Western Ky.	93 81	104	A	Western Mi ch.	81 71
20	A	Central Mich.	80 88									61	A	Purdue	66 60	104	H	Western Mi ch.	85 58
20	H	Central Mich.	65 69									73	A	Toledo	66 72	116	A	Cleveland St.	76 64
												73	H	Toledo	78 73	122	H	Butler	87 75
												83	H	Miami (OH)	86 61	132	A	Northern Ill.	72 50
												96	H	Missouri St.	70 58	132	H	Northern Ill.	81 72
												100	A	Ohio	76 80	149	A	Vanderbilt	88 79
																162	A	Kent St.	79 58
																202	A	Bowling Green	84 73
																202	H	Bowling Green	82 41
																214	A	Eastern Mich.	88 63
																214	H	Eastern Mich.	91 85
																218	A	Akron	74 61
																218	H	Akron	97 65
																233	H	Southeast Mo. St.	69 56
																248	H	Austin Peay	89 57
																261	H	Lipscomb	84 46
																328	A	Tennessee St.	85 65
-----																			
LAST 12 Division I GAMES:																			
214	A	Eastern Mich.	88 63	214	H	Eastern Mich.	91 85					100	A	Ohio	76 80				
20	A	Central Mich.	80 88									218	H	Akron	97 65				
73	H	Toledo	78 73									132	H	Northern Ill.	81 72				
104	H	Western Mich.	85 58									202	H	Bowling Green	82 41				
132	A	Northern Ill.	72 50									162	A	Kent St.	79 58				
104	A	Western Mich.	81 71																

Non-Div I Games: Oakland City 126 55

Ball St.



DIV. I ONLY	29- 1	3	10- 0	35	29	4	4	4	4
DIV. I NON-CONF.	10- 1	15	0- 0	73	60	12	12	5	5
TOTALS	RPI 1-25	RPI 26-50	W-L RECORDS	RPI 51-100	RPI 101-999	RPI 201+			
29- 1	3- 1	2- 0	OVERALL	13- 0	11- 0	5- 0			
16- 0	2- 0	1- 0	HOME	6- 0	7- 0	3- 0			
10- 1	1- 1	1- 0	AWAY	4- 0	4- 0	2- 0			
3- 0	0- 0	0- 0	NEUTRAL	3- 0	0- 0	0- 0			
10- 1	1- 1	0- 0	NON-CONFERENCE	4- 0	5- 0	3- 0			
7- 0	1- 0	0- 0	HOME	2- 0	4- 0	2- 0			
1- 1	0- 1	0- 0	AWAY	0- 0	1- 0	1- 0			
2- 0	0- 0	0- 0	NEUTRAL	2- 0	0- 0	0- 0			
19- 0	2- 0	2- 0	CONFERENCE	9- 0	6- 0	2- 0			
9- 0	1- 0	1- 0	HOME	4- 0	3- 0	1- 0			
9- 0	1- 0	1- 0	AWAY	4- 0	3- 0	1- 0			
1- 0	0- 0	0- 0	NEUTRAL	1- 0	0- 0	0- 0			

RPI 1-25				Team's RPI : 4				RPI 26-50				RPI 51-100				RPI 101+			
RPI	S	Opponent	Score	RPI	S	Opponent	Score	RPI	S	Opponent	Score	RPI	S	Opponent	Score	RPI	S	Opponent	Score
10	A	UCLA	68 82	31	A	Oklahoma	74 52	54	A	Oklahoma St.	87 45	102	A	Iowa St.	79 50				
11	A	Texas	93 87	31	H	Oklahoma	74 65	54	H	Oklahoma St.	77 64	102	H	Iowa St.	89 49				
11	H	Texas	81 56					61	A	West Virginia	83 72	126	H	Central Ark.	86 55				
13	H	Stanford	81 57					61	H	West Virginia	80 54	183	A	Kansas	83 48				
								68	N	Georgia Tech	80 57	183	H	Kansas	88 51				
								71	A	TCU	85 53	193	H	North Dakota	105 43				
								71	H	TCU	83 63	229	A	Nicholls St.	85 43				
								86	H	Kentucky	90 63	250	A	Texas Tech	90 44				
								90	H	Lamar University	121 62	250	H	Texas Tech	97 49				
								91	A	Kansas St.	88 58	278	H	McNeese	95 34				
								91	H	Kansas St.	75 50	319	H	Coppin St.	100 54				
								91	N	Kansas St.	83 54								
								96	N	Missouri St.	100 58								
LAST 12 Division I GAMES:																			
				91	N	Kansas St.	83 54	71	H	TCU	83 63								
				61	H	West Virginia	80 54	31	H	Oklahoma	74 65								
				71	A	TCU	85 53	250	A	Texas Tech	90 44								
				11	A	Texas	93 87	54	H	Oklahoma St.	77 64								
				183	H	Kansas	88 51	61	A	West Virginia	83 72								
				54	A	Oklahoma St.	87 45	11	H	Texas	81 56								

### Non-Div I Games:

Bayl or



Average RPI Win: 227	WON-LOST RECORD	WINNING PCT. RANK	LAST 10 GAMES	STRENGTH OF SCHEDULE	OPP. STRENGTH OF SCHEDULE	TEAM RPI	ADJ. RPI	CONF. RPI	ADJ. CONF. RPI
Average RPI Loss: 46									
DIV. I ONLY	30- 3	7	10- 0	253	215	58	58	25	25
DIV. I NON-CONF.	9- 3	61	0- 0	146	38	61	61	27	27
-----									
TOTALS	RPI 1-25	RPI 26-50	W-L RECORDS	RPI 51-100	RPI 101-999	RPI 201+			
30- 3	0- 1	1- 1	OVERALL	1- 1	28- 0	17- 0			
12- 1	0- 0	0- 0	HOME	0- 1	12- 0	8- 0			
13- 1	0- 0	0- 0	AWAY	0- 0	13- 0	8- 0			
5- 1	0- 1	1- 0	NEUTRAL	1- 0	3- 0	1- 0			
9- 3	0- 1	1- 1	NON-CONFERENCE	1- 1	7- 0	5- 0			
3- 1	0- 0	0- 0	HOME	0- 1	3- 0	2- 0			
4- 1	0- 0	0- 1	AWAY	0- 0	4- 0	3- 0			
2- 1	0- 1	1- 0	NEUTRAL	1- 0	0- 0	0- 0			
21- 0	0- 0	0- 0	CONFERENCE	0- 0	21- 0	12- 0			
9- 0	0- 0	0- 0	HOME	0- 0	9- 0	6- 0			
9- 0	0- 0	0- 0	AWAY	0- 0	9- 0	5- 0			
3- 0	0- 0	0- 0	NEUTRAL	0- 0	3- 0	1- 0			

RPI 1-25				RPI 26-50				RPI 51-100 Team's RPI: 58				RPI 101+			
RPI	S	Opponent	Score	RPI	S	Opponent	Score	RPI	S	Opponent	Score	RPI	S	Opponent	Score
13	N	Stanford	53 74	31	A	Oklahoma	73 96	52	N	FGCU	75 65	149	A	Vanderbilt	111 74
				36	N	Gonzaga	71 63	94	H	Wright St.	81 91	155	A	UT Martin	65 63
												155	N	UT Martin	63 56
												156	H	Samford	83 46
												160	A	Jacksonville St.	66 35
												160	H	Jacksonville St.	71 55
												160	N	Jacksonville St.	63 53
												161	A	SIUE	72 55
												161	H	SIUE	86 64
												192	A	Morehead St.	83 62
												192	H	Morehead St.	80 56
												205	A	Tulsa	90 65
												209	A	Arkansas St.	83 52
												233	A	Southeast Mo. St.	67 57
												245	H	Presbyterian	90 48
												248	H	Austin Peay	78 75
												261	A	Lipscomb	91 59
												294	H	Murray St.	70 65
												294	N	Murray St.	88 64
												312	A	Tennessee Tech	68 60
												312	H	Tennessee Tech	78 59
												314	A	Eastern Ky.	77 55
												314	H	Eastern Ky.	95 62
												324	H	Fort Wayne	74 42
												328	A	Tennessee St.	87 70
												328	H	Tennessee St.	84 42
												345	A	Eastern Ill.	86 58
												345	H	Eastern Ill.	59 37
-----															
LAST 12 Division I GAMES:															
155	N	UT Martin	63 56	314	H	Eastern Ky.	95 62								
160	N	Jacksonville St.	63 53	312	A	Tennessee Tech	68 60								
294	N	Murray St.	88 64	328	A	Tennessee St.	87 70								
328	H	Tennessee St.	84 42	192	A	Morehead St.	83 62								
160	A	Jacksonville St.	66 35	314	A	Eastern Ky.	77 55								
192	H	Morehead St.	80 56	161	H	SIUE	86 64								

Non-Div I Games: Trevecca Nazarene 97 39

Belmont



Average RPI Win:	267	WON-LOST	WINNING	LAST 10	STRENGTH OF	OPP. STRENGTH	TEAM	ADJ.	CONF.	ADJ CONF.
Average RPI Loss:	171	RECORD	PCT. RANK	GAMES	SCHEDULE	OF SCHEDULE	RPI	RPI	RPI	RPI
DIV. I ONLY	21- 5	22	9- 1	315	343	130	130	30	30	
DIV. I NON-CONF.	6- 4	122	0- 0	163	336	149	149	30	30	
-----										
TOTALS	RPI 1-25	RPI 26-50	W-L RECORDS	RPI 51-100	RPI 101-999	RPI 201+				
21- 5	0- 0	0- 1	OVERALL	0- 1	21- 3	15- 2				
10- 3	0- 0	0- 0	HOME	0- 1	10- 2	8- 1				
9- 2	0- 0	0- 1	AWAY	0- 0	9- 1	7- 1				
2- 0	0- 0	0- 0	NEUTRAL	0- 0	2- 0	0- 0				
6- 4	0- 0	0- 1	NON-CONFERENCE	0- 1	6- 2	3- 2				
3- 2	0- 0	0- 0	HOME	0- 1	3- 1	2- 1				
1- 2	0- 0	0- 1	AWAY	0- 0	1- 1	1- 1				
2- 0	0- 0	0- 0	NEUTRAL	0- 0	2- 0	0- 0				
15- 1	0- 0	0- 0	CONFERENCE	0- 0	15- 1	12- 0				
7- 1	0- 0	0- 0	HOME	0- 0	7- 1	6- 0				
8- 0	0- 0	0- 0	AWAY	0- 0	8- 0	6- 0				
0- 0	0- 0	0- 0	NEUTRAL	0- 0	0- 0	0- 0				

RPI 1-25				RPI 26-50				RPI 51-100				RPI 101+ Team's RPI: 130			
RPI	S	Opponent	Score	RPI	S	Opponent	Score	RPI	S	Opponent	Score	RPI	S	Opponent	Score
				48	A	Miami (FL)	39 85	98	H	Jacksonville	58 68	137	N	Texas St.	62 56
												169	H	N. C. A&T	55 62
												181	H	Southern U.	68 56
												182	A	Hampton	61 56
												196	N	Richmond	63 50
												201	A	Norfolk St.	58 51
												201	H	Norfolk St.	60 45
												239	A	North Florida	63 70
												246	H	Prairie View	77 52
												249	H	Grand Canyon	69 60
												259	A	Howard	59 55
												271	A	UMES	55 48
												271	H	UMES	73 61
												277	A	Morgan St.	64 57
												299	H	Southeastern La.	58 60
												301	A	FIU	77 59
												317	H	N. C. Central	57 47
												319	A	Coppin St.	75 63
												319	H	Coppin St.	64 38
												323	H	South Carolina St.	68 50
												332	A	Delaware St.	68 60
												339	A	Florida A&M	62 42
												339	H	Florida A&M	44 42
												344	H	Savannah St.	75 54
-----															
LAST 12 Division I GAMES:															
				339	A	Florida A&M	62 42	271	H	UMES	73 61				
				169	H	N. C. A&T	55 62	201	H	Norfolk St.	60 45				
				344	H	Savannah St.	75 54	319	H	Coppin St.	64 38				
				277	A	Morgan St.	64 57	182	A	Hampton	61 56				
				319	A	Coppin St.	75 63	201	A	Norfolk St.	58 51				
				317	H	N. C. Central	57 47	332	A	Delaware St.	68 60				

Non-Div I Games: Edward Waters 101 60 Palm Beach Atl. 61 48

Bethune-Cookman

Loss, Non-Conf, S Site, H Home A Away N Neutral



Average RPI		Win: 245	WON-LOST RECORD	WINNING PCT. RANK	LAST 10 GAMES	STRENGTH OF SCHEDULE	OPP. STRENGTH OF SCHEDULE	TEAM RPI	ADJ. RPI	CONF. RPI	ADJ. CONF. RPI
Loss: 132											
DIV. I ONLY			18- 11	104	6- 4	259	244	157	157	20	20
DIV. I NON-CONF.			8- 4	87	0- 0	300	236	155	155	24	24
TOTALS		RPI 1-25		RPI 26-50		W-L RECORDS	RPI 51-100	RPI 101-999		RPI 201+	
18- 11	0- 0			0- 0		OVERALL	3- 4	15- 7		12- 1	
7- 5	0- 0			0- 0		HOME	2- 2	5- 3		4- 0	
10- 4	0- 0			0- 0		AWAY	1- 2	9- 2		7- 0	
1- 2	0- 0			0- 0		NEUTRAL	0- 0	1- 2		1- 1	
8- 4	0- 0			0- 0		NON-CONFERENCE	2- 1	6- 3		6- 1	
3- 1	0- 0			0- 0		HOME	2- 0	1- 1		1- 0	
4- 2	0- 0			0- 0		AWAY	0- 1	4- 1		4- 0	
1- 1	0- 0			0- 0		NEUTRAL	0- 0	1- 1		1- 1	
10- 7	0- 0			0- 0		CONFERENCE	1- 3	9- 4		6- 0	
4- 4	0- 0			0- 0		HOME	0- 2	4- 2		3- 0	
6- 2	0- 0			0- 0		AWAY	1- 1	5- 1		3- 0	
0- 1	0- 0			0- 0		NEUTRAL	0- 0	0- 1		0- 0	

RPI 1-25				RPI 26-50				RPI 51-100				RPI 101+ Team's RPI: 157			
RPI	S	Opponent	Score	RPI	S	Opponent	Score	RPI	S	Opponent	Score	RPI	S	Opponent	Score
								60	H	Penn	77 72	125	H	Yale	69 73
								75	A	Albany (NY)	46 63	140	A	Hartford	45 61
								75	H	Albany (NY)	53 57	140	H	Hartford	64 59
								79	A	Maine	66 62	140	N	Hartford	68 72
								79	H	Maine	38 61	163	A	Army West Point	61 73
								89	A	Bucknell	59 64	175	A	New Hampshire	54 52
								99	H	Dartmouth	80 64	175	H	New Hampshire	61 63
												185	A	Stony Brook	69 64
												185	H	Stony Brook	59 67
												205	N	Tulsa	55 60
												255	A	Rider	76 54
												271	N	UMES	68 51
												272	A	Cornell	66 58
												289	A	Vermont	62 48
												289	H	Vermont	52 38
												293	A	Bryant	55 47
												322	A	UMBC	68 53
												322	H	UMBC	81 51
												329	A	Southern Utah	72 66
												338	H	NJIT	67 36
												348	A	UMass Lowell	76 46
												348	H	UMass Lowell	52 38
LAST 12 Division I GAMES:															
								140	N	Hartford	68 72	185	A	Stony Brook	69 64
								140	A	Hartford	45 61	79	H	Maine	38 61
								75	H	Albany (NY)	53 57	289	A	Vermont	62 48
								348	H	UMass Lowell	52 38	175	A	New Hampshire	54 52
								289	H	Vermont	52 38	322	H	UMBC	81 51
								322	A	UMBC	68 53	348	A	UMass Lowell	76 46

Non-Div I Games: SUNY Cortland 90 36

Bi nghamton

■ Loss, ■ Non-Conf, S Site, H Home A Away N Neutral



Average RPI Win: 201

Average RPI Loss: 148

WON-LOST  
RECORDWINNING  
PCT. RANKLAST 10  
GAMESSTRENGTH OF  
SCHEDULEOPP. STRENGTH  
OF SCHEDULETEAM  
RPIADJ.  
RPICONF.  
RPIADJ CONF.  
RPI

DIV. I ONLY	18- 9	84	9- 1	228	123	133	133	16	16
DIV. I NON-CONF.	4- 5	202	0- 0	290	135	264	264	14	14
TOTALS	RPI 1-25	RPI 26-50	W-L RECORDS	RPI 51-100	RPI 101-999	RPI 201+			
18- 9	0- 0	0- 0	OVERALL	3- 4	15- 5	9- 3			
9- 5	0- 0	0- 0	HOME	2- 2	7- 3	3- 2			
9- 2	0- 0	0- 0	AWAY	1- 2	8- 0	6- 0			
0- 2	0- 0	0- 0	NEUTRAL	0- 0	0- 2	0- 1			
4- 5	0- 0	0- 0	NON-CONFERENCE	0- 1	4- 4	1- 2			
2- 3	0- 0	0- 0	HOME	0- 1	2- 2	0- 1			
2- 0	0- 0	0- 0	AWAY	0- 0	2- 0	1- 0			
0- 2	0- 0	0- 0	NEUTRAL	0- 0	0- 2	0- 1			
14- 4	0- 0	0- 0	CONFERENCE	3- 3	11- 1	8- 1			
7- 2	0- 0	0- 0	HOME	2- 1	5- 1	3- 1			
7- 2	0- 0	0- 0	AWAY	1- 2	6- 0	5- 0			
0- 0	0- 0	0- 0	NEUTRAL	0- 0	0- 0	0- 0			

RPI	S	Opponent	Score	RPI	S	Opponent	Score	RPI	S	Opponent	Score	RPI	S	Opponent	Score	Team's RPI: 133
78	A	Wyoming	67 63	78	H	Wyoming	51 66	78	H	Wyoming	51 66	111	H	Washington St.	53 61	
80	H	Saint Mary's (CA)	72 74	80	H	Saint Mary's (CA)	72 74	120	A	Colorado St.	62 58	113	H	Saint Francis (PA)	87 59	
82	A	New Mexico	83 100	82	A	New Mexico	83 100	120	H	Colorado St.	55 49	120	A	Colorado St.	55 49	
82	H	New Mexico	91 85	82	H	New Mexico	91 85	141	H	Fresno St.	75 66	141	H	Fresno St.	75 66	
87	A	UNLV	54 77	87	A	UNLV	54 77	142	A	Eastern Wash.	61 57	142	A	Eastern Wash.	61 57	
87	H	UNLV	69 60	87	H	UNLV	69 60	172	N	San Diego	52 72	172	N	San Diego	52 72	
								198	H	Washington	85 62	198	H	Washington	85 62	
								206	A	Nevada	63 55	206	A	Nevada	63 55	
								206	H	Nevada	68 72	206	H	Nevada	68 72	
								211	H	CSU Bakersfield	59 65	211	H	CSU Bakersfield	59 65	
								268	A	San Diego St.	86 70	268	A	San Diego St.	86 70	
								268	H	San Diego St.	64 53	268	H	San Diego St.	64 53	
								281	A	San Jose St.	112 80	281	A	San Jose St.	112 80	
								291	A	Air Force	58 47	291	A	Air Force	58 47	
								291	H	Air Force	49 46	291	H	Air Force	49 46	
								304	A	Utah St.	64 42	304	A	Utah St.	64 42	
								304	H	Utah St.	68 60	304	H	Utah St.	68 60	
								307	N	Northern Ariz.	60 62	307	N	Northern Ariz.	60 62	
								318	A	Portland	73 47	318	A	Portland	73 47	
LAST 12 Division I GAMES:																
78	A	Wyoming	67 63	82	H	New Mexico	91 85	268	H	San Diego St.	64 53	87	A	UNLV	54 77	
120	H	Colorado St.	55 49	291	H	Air Force	49 46	291	A	Air Force	58 47	281	A	San Jose St.	112 80	
206	A	Nevada	63 55	304	A	Utah St.	64 42	206	H	Nevada	68 72	206	H	Nevada	68 72	
304	H	Utah St.	68 60	304	A	Utah St.	64 42	304	A	Utah St.	68 60	304	A	Utah St.	68 60	

Non-Div I Games: Corban 94 50 Northwest Chrst. 83 51

Boi se St.

■ Loss, 
 ■ Non-Conf, 
 ■ S Site, 
 ■ Home 
 ■ Away 
 N Neutral



Average RPI Win: 166		WON-LOST RECORD	WINNING PCT. RANK	LAST 10 GAMES	STRENGTH OF SCHEDULE	OPP. STRENGTH OF SCHEDULE	TEAM RPI	ADJ. RPI	CONF. RPI	ADJ CONF. RPI
Loss: 86										
DIV. I ONLY		7- 23	304	1- 9	27	41	204	204	1	1
DIV. I NON-CONF.		5- 8	220	0- 0	155	203	229	229	1	1
TOTALS		RPI 1-25	RPI 26-50	W-L RECORDS		RPI 51-100	RPI 101-999	RPI 201+		
7- 23	0- 6		0- 5	OVERALL		2- 4	5- 8	2- 4		
6- 9	0- 2		0- 3	HOME		2- 1	4- 3	1- 1		
1- 13	0- 4		0- 2	AWAY		0- 3	1- 3	1- 2		
0- 1	0- 0		0- 0	NEUTRAL		0- 0	0- 1	0- 0		
5- 8	0- 0		0- 1	NON-CONFERENCE		2- 2	3- 5	2- 4		
4- 3	0- 0		0- 0	HOME		2- 1	2- 2	1- 1		
1- 5	0- 0		0- 1	AWAY		0- 1	1- 3	1- 3		
0- 0	0- 0		0- 0	NEUTRAL		0- 0	0- 0	0- 0		
2- 15	0- 6		0- 4	CONFERENCE		0- 2	2- 3	0- 0		
2- 6	0- 2		0- 3	HOME		0- 0	2- 1	0- 0		
0- 8	0- 4		0- 1	AWAY		0- 2	0- 1	0- 0		
0- 1	0- 0		0- 0	NEUTRAL		0- 0	0- 1	0- 0		

RPI 1-25				RPI 26-50				RPI 51-100				RPI 101+				Team's RPI: 204	
RPI	S	Opponent	Score	RPI	S	Opponent	Score	RPI	S	Opponent	Score	RPI	S	Opponent	Score		
1	A	Notre Dame	60 89	30	H	Vi rgi ni a	57 68	67	A	Vi rgi ni a Tech	58 89	106	H	Wake Forest	59 67		
1	H	Notre Dame	55 89	35	A	Syracuse	63 69	68	A	Georgi a Tech	43 67	119	H	North Carolina	77 64		
5	H	Loui sville	52 87	35	H	Syracuse	57 75	69	H	Houston	79 74	119	N	North Carolina	64 69		
8	A	Florida St.	39 67	40	A	Mi nnesota	68 78	79	H	Mai ne	40 61	123	H	Seton Hall	53 73		
17	A	NC State	54 72	48	H	Mi ami (FL)	43 65	84	H	Fordham	55 52	165	A	Clemson	61 65		
18	A	Duke	50 75					99	A	Dartmouth	57 68	175	H	New Hampshi re	64 55		
Team's RPI: 204																	
LAST 12 Division I Games:																	
				119	N	North Carolina	64 69	68	A	Georgi a Tech	43 67						
				35	A	Syracuse	63 69	17	A	NC State	54 72						
				8	A	Florida St.	39 67	106	H	Wake Forest	59 67						
				1	H	Notre Dame	55 89	35	H	Syracuse	57 75						
				5	H	Loui sville	52 87	18	A	Duke	50 75						
				184	H	Pi ttsburgh	72 61	48	H	Mi ami (FL)	43 65						

### Non-Div I Games:

Boston College



Average RPI Win: 225

Average RPI Loss: 147

WON-LOST  
RECORDWINNING  
PCT. RANKLAST 10  
GAMESSTRENGTH OF  
SCHEDULEOPP. STRENGTH  
OF SCHEDULETEAM  
RPIADJ.  
RPICONF.  
RPIADJ CONF.  
RPI

DIV. I ONLY	10- 19	254	2- 8	161	190	229	229	15	15
DIV. I NON-CONF.	5- 5	170	0- 0	159	151	141	141	18	18
TOTALS	RPI 1-25	RPI 26-50	W-L RECORDS	RPI 51-100	RPI 101-999	RPI 201+			
10- 19	0- 0	0- 1	OVERALL	0- 7	10- 11	7- 5			
4- 9	0- 0	0- 1	HOME	0- 3	4- 5	3- 2			
6- 10	0- 0	0- 0	AWAY	0- 4	6- 6	4- 3			
0- 0	0- 0	0- 0	NEUTRAL	0- 0	0- 0	0- 0			
5- 5	0- 0	0- 1	NON-CONFERENCE	0- 1	5- 3	3- 0			
2- 2	0- 0	0- 1	HOME	0- 0	2- 1	1- 0			
3- 3	0- 0	0- 0	AWAY	0- 1	3- 2	2- 0			
0- 0	0- 0	0- 0	NEUTRAL	0- 0	0- 0	0- 0			
5- 14	0- 0	0- 0	CONFERENCE	0- 6	5- 8	4- 5			
2- 7	0- 0	0- 0	HOME	0- 3	2- 4	2- 2			
3- 7	0- 0	0- 0	AWAY	0- 3	3- 4	2- 3			
0- 0	0- 0	0- 0	NEUTRAL	0- 0	0- 0	0- 0			

RPI S Opponent	Score	RPI S Opponent	Score	RPI S Opponent	Score	RPI S Opponent	Score	Team's RPI: 229
43 H UCF	32 47	51 A Harvard	70 80	118 A Delaware	85 79	138 H Northeastern	74 73	
		56 A American	50 66	163 A Army West Point	60 59	163 H Army West Point	47 48	
		56 H American	54 61	167 H Marist	52 80	168 A Brown	68 92	
		77 A Navy	48 59	175 A New Hampshire	57 72	197 A Lehigh	58 74	
		77 H Navy	59 64	197 H Lehigh	56 65	204 H Boston College	61 57	
		89 A Bucknell I	57 67	235 A Holy Cross	64 58	235 H Holy Cross	57 60	
		89 H Bucknell I	58 63	238 A Loyola Maryland	52 65	238 H Loyola Maryland	75 56	
				240 A Lafayette	41 44	240 A Lafayette	61 66	
				240 H Lafayette	45 47	240 H Lafayette	62 49	
				287 A Colgate	66 64	287 H Colgate	57 41	
				289 A Vermont	78 61	293 A Bryant		
LAST 12 Division I GAMES:								
240 A Lafayette	61 66	235 A Holy Cross	64 58					
238 A Loyola Maryland	52 65	287 H Colgate	66 64					
163 H Army West Point	47 48	197 H Lehigh	56 65					
240 A Lafayette	41 44	89 A Bucknell I	57 67					
77 A Navy	48 59	240 H Lafayette	45 47					
56 H American	54 61	77 H Navy	59 64					

Non-Div I Games:

Boston U.

Loss, 
Non-Conf, S Site, 
H Home
A Away 
N Neutral



Average RPI Win:	231	WON-LOST	WINNING	LAST 10	STRENGTH OF	OPP. STRENGTH	TEAM	ADJ.	CONF.	ADJ CONF.
Average RPI Loss:	95	RECORD	PCT. RANK	GAMES	SCHEDULE	OF SCHEDULE	RPI	RPI	RPI	RPI
DIV. I ONLY	10- 18	248	1- 9	100	109	202	202	8	8	
DIV. I NON-CONF.	7- 3	74	0- 0	227	333	114	114	8	8	
-----										
TOTALS	RPI 1-25	RPI 26-50	W-L RECORDS	RPI 51-100	RPI 101-999	RPI 201+				
10- 18	0- 3	0- 3	OVERALL	0- 5	10- 7	7- 2				
5- 8	0- 1	0- 1	HOME	0- 3	5- 3	4- 2				
3- 10	0- 2	0- 2	AWAY	0- 2	3- 4	2- 0				
2- 0	0- 0	0- 0	NEUTRAL	0- 0	2- 0	1- 0				
7- 3	0- 0	0- 1	NON-CONFERENCE	0- 0	7- 2	5- 1				
3- 1	0- 0	0- 0	HOME	0- 0	3- 1	3- 1				
2- 2	0- 0	0- 1	AWAY	0- 0	2- 1	1- 0				
2- 0	0- 0	0- 0	NEUTRAL	0- 0	2- 0	1- 0				
3- 15	0- 3	0- 2	CONFERENCE	0- 5	3- 5	2- 1				
2- 7	0- 1	0- 1	HOME	0- 3	2- 2	1- 1				
1- 8	0- 2	0- 1	AWAY	0- 2	1- 3	1- 0				
0- 0	0- 0	0- 0	NEUTRAL	0- 0	0- 0	0- 0				

RPI 1-25				RPI 26-50				RPI 51-100				RPI 101+ Team's RPI: 202			
RPI	S	Opponent	Score	RPI	S	Opponent	Score	RPI	S	Opponent	Score	RPI	S	Opponent	Score
19	A	Buffalo	38 74	32	A	South Dakota St.	44 76	73	H	Toledo	67 77	104	A	Western Mi ch.	58 67
19	H	Buffalo	67 88	34	A	Ball St.	41 82	83	A	Miami (OH)	64 92	104	H	Western Mi ch.	67 81
20	A	Central Mich.	54 90	34	H	Ball St.	73 84	83	H	Miami (OH)	62 66	114	A	Cincinnati	51 75
								100	A	Ohio	58 69	132	A	Northern Ill.	68 73
								100	H	Ohio	63 70	134	A	Robert Morris	64 62
												162	A	Kent St.	57 81
												162	H	Kent St.	60 50
												201	N	Norfolk St.	59 50
												214	H	Eastern Mi ch.	52 54
												218	A	Akron	66 64
												218	H	Akron	84 63
												220	H	Xavier	63 53
												221	N	Fla. Atlantic	66 55
												286	H	Canisius	57 71
												298	H	Valparaiso	90 77
												314	H	Eastern Ky.	77 60
												326	A	Detroit Mercy	85 81
-----															
LAST 12 Division I GAMES:															
19	A	Buffalo	38 74	104	H	Western Mi ch.	67 81								
218	H	Akron	84 63	83	H	Miami (OH)	62 66								
83	A	Miami (OH)	64 92	162	A	Kent St.	57 81								
19	H	Buffalo	67 88	73	H	Toledo	67 77								
100	A	Ohio	58 69	34	A	Ball St.	41 82								
132	A	Northern Ill.	68 73	100	H	Ohio	63 70								

Non-Div I Games: Ferris St. 82 73

Bowling Green

Loss, 
Non-Conf, 
S Site, 
H Home
A Away 
N Neutral



Average RPI Win:	280	WON-LOST	WINNING	LAST 10	STRENGTH OF	OPP. STRENGTH	TEAM	ADJ.	CONF.	ADJ CONF.
Average RPI Loss:	162	RECORD	PCT. RANK	GAMES	SCHEDULE	OF SCHEDULE	RPI	RPI	RPI	RPI
DIV. I ONLY	11- 17	233	2- 8	288	264	265	265	23	23	
DIV. I NON-CONF.	5- 5	170	0- 0	241	286	198	198	21	21	
-----										
TOTALS	RPI 1-25	RPI 26-50	W-L RECORDS	RPI 51-100	RPI 101-999	RPI 201+				
11- 17	0- 1	0- 0	OVERALL	1- 4	10- 12	10- 6				
5- 8	0- 0	0- 0	HOME	1- 2	4- 6	4- 3				
5- 9	0- 1	0- 0	AWAY	0- 2	5- 6	5- 3				
1- 0	0- 0	0- 0	NEUTRAL	0- 0	1- 0	1- 0				
5- 5	0- 1	0- 0	NON-CONFERENCE	1- 0	4- 4	4- 2				
3- 1	0- 0	0- 0	HOME	1- 0	2- 1	2- 0				
1- 4	0- 1	0- 0	AWAY	0- 0	1- 3	1- 2				
1- 0	0- 0	0- 0	NEUTRAL	0- 0	1- 0	1- 0				
6- 12	0- 0	0- 0	CONFERENCE	0- 4	6- 8	6- 4				
2- 7	0- 0	0- 0	HOME	0- 2	2- 5	2- 3				
4- 5	0- 0	0- 0	AWAY	0- 2	4- 3	4- 1				
0- 0	0- 0	0- 0	NEUTRAL	0- 0	0- 0	0- 0				

RPI 1-25				RPI 26-50				RPI 51-100				RPI 101+ Team's RPI: 265			
RPI	S	Opponent	Score	RPI	S	Opponent	Score	RPI	S	Opponent	Score	RPI	S	Opponent	Score
25	A	Green Bay	40 72					72	A	Drake	71 77	116	H	Cleveland St.	65 67
								72	H	Drake	75 84	132	A	Northern Ill.	52 76
								96	A	Missouri St.	54 74	135	A	UNI	50 63
								96	H	Missouri St.	65 71	135	H	UNI	40 51
								97	H	Western Ill.	87 80	170	A	Southern Ill.	53 62
												170	H	Southern Ill.	62 63
												229	N	Nicholls St.	75 65
												233	A	Southeast Mo. St.	53 57
												234	A	Illinois	62 74
												237	A	Illinois St.	62 42
												237	H	Illinois St.	41 53
												242	H	Omaha	69 56
												260	A	Indiana St.	50 65
												260	H	Indiana St.	70 74
												298	A	Valparaiso	88 69
												298	H	Valparaiso	69 58
												305	A	Loyola Chicago	59 57
												305	H	Loyola Chicago	61 71
												331	H	Ill.-Chicago	58 48
												345	A	Eastern Ill.	67 52
												349	A	Evansville	117 59
												349	H	Evansville	92 47
-----															
LAST 12 Division I GAMES:															
237	H	Illinois St.	41 53	96	A	Missouri St.	54 74								
135	A	UNI	50 63	305	H	Loyola Chicago	61 71								
72	A	Drake	71 77	298	H	Valparaiso	69 58								
260	H	Indiana St.	70 74	72	H	Drake	75 84								
349	H	Evansville	92 47	135	H	UNI	40 51								
170	A	Southern Ill.	53 62	349	A	Evansville	117 59								

Non-Div I Games: Lincoln (MO) 88 44

Bradley

Loss, 
Non-Conf, S Site, 
H Home
A Away 
N Neutral



Average RPI	Win:	237	WON-LOST	WINNING	LAST 10	STRENGTH OF	OPP. STRENGTH	TEAM	ADJ.	CONF.	ADJ CONF.
Average RPI	Loss:	94	RECORD	PCT. RANK	GAMES	SCHEDULE	OF SCHEDULE	RPI	RPI	RPI	RPI
DIV. I ONLY		14- 12		152	2- 8	217	121	168	168	9	9
DIV. I NON-CONF.		11- 1		13	0- 0	310	283	92	92	9	9
-----											
TOTALS	RPI 1-25		RPI 26-50		W-L RECORDS	RPI 51-100		RPI 101-999		RPI 201+	
14- 12	0- 0		0- 3		OVERALL	0- 6		14- 3		11- 2	
6- 6	0- 0		0- 2		HOME	0- 3		6- 1		5- 1	
6- 6	0- 0		0- 1		AWAY	0- 3		6- 2		5- 1	
2- 0	0- 0		0- 0		NEUTRAL	0- 0		2- 0		1- 0	
11- 1	0- 0		0- 1		NON-CONFERENCE	0- 0		11- 0		9- 0	
4- 1	0- 0		0- 1		HOME	0- 0		4- 0		4- 0	
5- 0	0- 0		0- 0		AWAY	0- 0		5- 0		4- 0	
2- 0	0- 0		0- 0		NEUTRAL	0- 0		2- 0		1- 0	
3- 11	0- 0		0- 2		CONFERENCE	0- 6		3- 3		2- 2	
2- 5	0- 0		0- 1		HOME	0- 3		2- 1		1- 1	
1- 6	0- 0		0- 1		AWAY	0- 3		1- 2		1- 1	
0- 0	0- 0		0- 0		NEUTRAL	0- 0		0- 0		0- 0	

Brown

Brown

RPI	S	Opponent	Score	RPI	S	Opponent	Score	RPI	S	Opponent	Score	RPI	S	Opponent	Score
				29	A	Princeton	44 79	51	A	Harvard	85 87	125	A	Yale	63 77
				29	H	Princeton	62 77	51	H	Harvard	74 86	125	H	Yale	81 71
				44	H	Cal i forni a	79 89	60	A	Penn	56 67	177	A	Paci fi c	74 57
								60	H	Penn	55 88	182	N	Hampton	73 66
								99	A	Dartmouth	73 78	208	A	Col umbi a	84 80
								99	H	Dartmouth	60 77	208	H	Col umbi a	74 90
												215	A	Provi dence	64 59
												229	H	Boston U.	92 68
												235	H	Holy Cross	82 78
												257	H	Sacred Heart	102 77
												259	A	Howard	85 81
												272	A	Cornel I	68 70
												272	H	Cornel I	85 59
												287	A	Col gate	83 73
												288	A	Central Conn. St.	78 55
												293	H	Bryant	85 62
												293	N	Bryant	72 60
LAST 12 Di vi si on I GAMES:															
				60	A	Penn	56 67	208	A	Col umbi a	84 80				
				29	A	Princeton	44 79	272	A	Cornel I	68 70				
				272	H	Cornel I	85 59	29	H	Princeton	62 77				
				208	H	Col umbi a	74 90	60	H	Penn	55 88				
				99	H	Dartmouth	60 77	51	A	Harvard	85 87				
				51	H	Harvard	74 86	99	A	Dartmouth	73 78				

Non-Div I Games: Johnson &amp; Wales (RI) 100 79

Brown



Average RPI Win:	288	WON-LOST	WINNING	LAST 10	STRENGTH OF	OPP. STRENGTH	TEAM	ADJ.	CONF.	ADJ CONF.
Average RPI Loss:	189	RECORD	PCT. RANK	GAMES	SCHEDULE	OF SCHEDULE	RPI	RPI	RPI	RPI
DIV. I ONLY	9- 19	267	3- 7	272	309	293	293	29	29	
DIV. I NON-CONF.	1- 10	327	0- 0	233	224	330	330	29	29	
-----										
TOTALS	RPI 1-25	RPI 26-50	W-L RECORDS	RPI 51-100	RPI 101-999	RPI 201+				
9- 19	0- 0	0- 0	OVERALL	0- 2	9- 17	9- 8				
4- 9	0- 0	0- 0	HOME	0- 0	4- 9	4- 4				
4- 9	0- 0	0- 0	AWAY	0- 2	4- 7	4- 4				
1- 1	0- 0	0- 0	NEUTRAL	0- 0	1- 1	1- 0				
1- 10	0- 0	0- 0	NON-CONFERENCE	0- 2	1- 8	1- 3				
0- 4	0- 0	0- 0	HOME	0- 0	0- 4	0- 1				
0- 5	0- 0	0- 0	AWAY	0- 2	0- 3	0- 2				
1- 1	0- 0	0- 0	NEUTRAL	0- 0	1- 1	1- 0				
8- 9	0- 0	0- 0	CONFERENCE	0- 0	8- 9	8- 5				
4- 5	0- 0	0- 0	HOME	0- 0	4- 5	4- 3				
4- 4	0- 0	0- 0	AWAY	0- 0	4- 4	4- 2				
0- 0	0- 0	0- 0	NEUTRAL	0- 0	0- 0	0- 0				

RPI 1-25				RPI 26-50				RPI 51-100				RPI 101+				Team's RPI: 293
RPI	S	Opponent	Score	RPI	S	Opponent	Score	RPI	S	Opponent	Score	RPI	S	Opponent	Score	
								63	A	James Madison	36 67	113	A	Saint Francis (PA)	69 87	
								79	A	Maine	68 70	113	H	Saint Francis (PA)	78 94	
												134	A	Robert Morris	49 72	
												134	H	Robert Morris	61 67	
												140	H	Hartford	47 59	
												157	H	Binghamton	47 55	
												168	A	Brown	62 85	
												168	N	Brown	60 72	
												175	H	New Hampshire	65 74	
												204	A	Boston College	42 65	
												229	H	Boston U.	61 78	
												235	A	Holy Cross	57 59	
												257	A	Sacred Heart	81 73	
												257	H	Sacred Heart	60 56	
												266	H	St. Francis Brooklyn	73 63	
												274	A	LIU Brooklyn	61 69	
												274	H	LIU Brooklyn	75 56	
												285	A	Fairleigh Dickinson	65 48	
												285	H	Fairleigh Dickinson	69 77	
												288	A	Central Conn. St.	59 66	
												288	H	Central Conn. St.	66 50	
												297	A	Mt. St. Mary's	67 64	
												297	H	Mt. St. Mary's	63 68	
												330	A	Wagner	70 60	
												330	H	Wagner	66 75	
												334	N	Rhode Island	58 52	
LAST 12 Division I GAMES:																
274	A	LIU Brooklyn	61 69	257	H	Sacred Heart	60 56									
113	H	Saint Francis (PA)	78 94	285	H	Fairleigh Dickinson	69 77									
134	H	Robert Morris	61 67	113	A	Saint Francis (PA)	69 87									
330	A	Wagner	70 60	134	A	Robert Morris	49 72									
297	A	Mt. St. Mary's	67 64	266	H	St. Francis Brooklyn	73 63									
288	A	Central Conn. St.	59 66	274	H	LIU Brooklyn	75 56									

Non-Div I Games:

Bryant



Average RPI Win:	208	WON-LOST	WINNING	LAST 10	STRENGTH OF	OPP. STRENGTH	TEAM	ADJ.	CONF.	ADJ CONF.
Average RPI Loss:	149	RECORD	PCT. RANK	GAMES	SCHEDULE	OF SCHEDULE	RPI	RPI	RPI	RPI
DIV. I ONLY	21- 8	56	10- 0	193	191	89	89	15	15	
DIV. I NON-CONF.	6- 5	153	0- 0	266	193	186	186	18	18	
-----										
TOTALS	RPI 1-25	RPI 26-50	W-L RECORDS	RPI 51-100	RPI 101-999	RPI 201+				
21- 8	0- 0	0- 1	OVERALL	3- 2	18- 5	13- 2				
11- 3	0- 0	0- 0	HOME	2- 0	9- 3	6- 2				
10- 5	0- 0	0- 1	AWAY	1- 2	9- 2	7- 0				
0- 0	0- 0	0- 0	NEUTRAL	0- 0	0- 0	0- 0				
6- 5	0- 0	0- 1	NON-CONFERENCE	0- 1	6- 3	4- 1				
3- 2	0- 0	0- 0	HOME	0- 0	3- 2	2- 1				
3- 3	0- 0	0- 1	AWAY	0- 1	3- 1	2- 0				
0- 0	0- 0	0- 0	NEUTRAL	0- 0	0- 0	0- 0				
15- 3	0- 0	0- 0	CONFERENCE	3- 1	12- 2	9- 1				
8- 1	0- 0	0- 0	HOME	2- 0	6- 1	4- 1				
7- 2	0- 0	0- 0	AWAY	1- 1	6- 1	5- 0				
0- 0	0- 0	0- 0	NEUTRAL	0- 0	0- 0	0- 0				

RPI S Opponent	Score	RPI S Opponent	Score	RPI S Opponent	Score	RPI S Opponent	Score
		45 A Drexel	54 63	56 A American	58 68	131 H Saint Joseph's	53 77
				56 H American	57 52	154 A Youngstown St.	66 60
				77 A Navy	49 40	157 H Binghamton	64 59
				77 H Navy	47 39	163 A Army West Point	75 55
				84 A Fordham	62 71	163 H Army West Point	60 36
						184 A Pittsburgh	39 57
						197 A Lehigh	62 66
						197 H Lehigh	59 52
						218 H Akron	63 52
						229 A Boston U.	63 58
						229 H Boston U.	67 57
						235 A Holy Cross	71 47
						235 H Holy Cross	72 63
						238 A Loyola Maryl and	74 69
						238 H Loyola Maryl and	65 68
						240 A Lafayette	80 57
						240 H Lafayette	83 53
						255 A Rider	76 71
						256 H St. Bonaventure	48 59
						286 H Canisius	76 57
						287 A Colgate	63 42
						287 H Colgate	77 57
						340 A Iona	60 53
LAST 12 Division I GAMES:							
163 A Army West Point	75 55	197 H Lehigh	59 52				
56 H American	57 52	240 A Lafayette	80 57				
77 A Navy	49 40	229 H Boston U.	67 57				
235 H Holy Cross	72 63	77 H Navy	47 39				
238 A Loyola Maryl and	74 69	235 A Holy Cross	71 47				
287 A Colgate	63 42	238 H Loyola Maryl and	65 68				

Non-Div I Games:

Bucknell I



Average RPI Win:	143	WON-LOST	WINNING	LAST 10	STRENGTH OF	OPP. STRENGTH	TEAM	ADJ.	CONF.	ADJ CONF.
Average RPI Loss:	109	RECORD	PCT. RANK	GAMES	SCHEDULE	OF SCHEDULE	RPI	RPI	RPI	RPI
DIV. I ONLY	25- 4	10	9- 1	107	78	19	19	8	8	
DIV. I NON-CONF.	9- 2	33	0- 0	221	50	45	45	8	8	
-----										
TOTALS	RPI 1-25	RPI 26-50	W-L RECORDS	RPI 51-100	RPI 101-999	RPI 201+				
25- 4	1- 1	1- 0	OVERALL	9- 1	14- 2	9- 1				
12- 0	1- 0	0- 0	HOME	3- 0	8- 0	5- 0				
10- 4	0- 1	1- 0	AWAY	4- 1	5- 2	4- 1				
3- 0	0- 0	0- 0	NEUTRAL	2- 0	1- 0	0- 0				
9- 2	0- 0	0- 0	NON-CONFERENCE	3- 1	6- 1	4- 1				
3- 0	0- 0	0- 0	HOME	0- 0	3- 0	2- 0				
3- 2	0- 0	0- 0	AWAY	1- 1	2- 1	2- 1				
3- 0	0- 0	0- 0	NEUTRAL	2- 0	1- 0	0- 0				
16- 2	1- 1	1- 0	CONFERENCE	6- 0	8- 1	5- 0				
9- 0	1- 0	0- 0	HOME	3- 0	5- 0	3- 0				
7- 2	0- 1	1- 0	AWAY	3- 0	3- 1	2- 0				
0- 0	0- 0	0- 0	NEUTRAL	0- 0	0- 0	0- 0				

RPI 1-25				Team's RPI: 19				RPI 26-50				RPI 51-100				RPI 101+			
RPI	S	Opponent	Score	RPI	S	Opponent	Score	RPI	S	Opponent	Score	RPI	S	Opponent	Score				
20	A	Central Mich.	79 86	34	A	Ball St.	84 80	53	A	Arizona St.	57 76	104	H	Western Mich.	71 49				
20	H	Central Mich.	85 82					59	N	Nebraska	82 72	118	H	Delaware	87 73				
								70	A	St. John's (NY)	73 72	132	A	Northern Ill.	84 86				
								73	A	Toledo	84 73	162	A	Kent St.	81 51				
								73	H	Toledo	87 69	162	H	Kent St.	80 42				
								83	A	Miami (OH)	64 49	165	N	Clemson	61 41				
								83	H	Miami (OH)	72 67	202	A	Bowling Green	88 67				
								87	N	UNLV	80 53	202	H	Bowling Green	74 38				
								100	A	Ohio	67 63	208	A	Columbia	65 63				
								100	H	Ohio	70 53	214	H	Eastern Mich.	97 92				
												218	A	Akron	89 66				
												218	H	Akron	85 71				
												231	A	Niagara	62 75				
												256	A	St. Bonaventure	76 59				
												271	H	UMES	76 41				
												286	H	Canisius	73 47				
-----																			
LAST 12 Division I GAMES:																			
202	H	Bowling Green	74 38	83	A	Miami (OH)	64 49	162	H	Kent St.	80 42								
162	A	Kent St.	81 51	73	A	Toledo	84 73	20	A	Central Mich.	79 86								
100	H	Ohio	70 53	214	H	Eastern Mich.	97 92	73	H	Toledo	87 69								
202	A	Bowling Green	88 67																
218	H	Akron	85 71																
20	H	Central Mich.	85 82																

Non-Div I Games:

Buffalo



Average RPI Win: 188

Average RPI Loss: 71

WON-LOST  
RECORDWINNING  
PCT. RANKLAST 10  
GAMESSTRENGTH OF  
SCHEDULEOPP. STRENGTH  
OF SCHEDULETEAM  
RPIADJ.  
RPICONF.  
RPIADJ CONF.  
RPIDIV. I ONLY  
DIV. I NON-CONF.15- 16  
8- 4186  
872- 8  
0- 080  
11579  
194122  
70122  
706  
66  
6

TOTALS

RPI 1-25

RPI 26-50

W-L RECORDS

RPI 51-100

RPI 101-999

RPI 201+

15- 16

0- 5

2- 4

OVERALL

1- 3

12- 4

10- 2

7- 6

0- 2

1- 1

HOME

0- 1

6- 2

5- 1

6- 8

0- 3

1- 2

AWAY

0- 1

5- 2

4- 1

2- 2

0- 0

0- 1

NEUTRAL

1- 1

1- 0

1- 0

8- 4

0- 1

0- 2

NON-CONFERENCE

1- 1

7- 0

7- 0

4- 0

0- 0

0- 0

HOME

0- 0

4- 0

4- 0

3- 2

0- 1

0- 1

AWAY

0- 0

3- 0

3- 0

1- 2

0- 0

0- 1

NEUTRAL

1- 1

0- 0

0- 0

7- 12

0- 4

2- 2

CONFERENCE

0- 2

5- 4

3- 2

3- 6

0- 2

1- 1

HOME

0- 1

2- 2

1- 1

3- 6

0- 2

1- 1

AWAY

0- 1

2- 2

1- 1

1- 0

0- 0

0- 0

NEUTRAL

0- 0

1- 0

1- 0

RPI 1-25

RPI 26-50

RPI 51-100

RPI 101+

Team's RPI: 122

RPI	S	Opponent	Score
14	A	South Fla.	55 71
23	A	DePaul	65 87
23	H	DePaul	68 86
24	A	Marquette	67 69
24	H	Marquette	59 78

RPI	S	Opponent	Score
26	A	Villanova	76 53
26	H	Villanova	67 69
34	A	Ball St.	75 87
45	N	Drexel	62 76
47	A	Creighton	55 64
47	H	Creighton	59 53

RPI	S	Opponent	Score
61	N	West Virginia	68 75
67	N	Virginia Tech	79 77
70	A	St. John's (NY)	38 76
70	H	St. John's (NY)	55 73

RPI	S	Opponent	Score
108	A	Georgetown	66 57
108	H	Georgetown	52 63
123	A	Seton Hall	64 75
123	H	Seton Hall	66 48
203	H	Wisconsin	69 62
215	A	Providence	69 48
215	H	Providence	68 57
215	N	Providence	73 67
220	A	Xavier	54 57
220	H	Xavier	62 69
237	A	Illinois St.	56 45
248	H	Austin Peay	75 54
260	A	Indiana St.	60 51
261	H	Lipscomb	70 58
294	A	Murray St.	88 59
305	H	Loyola Chicago	64 52

LAST 12 Division I GAMES:

215	N	Providence	73 67	123	A	Seton Hall	64 75
220	A	Xavier	54 57	70	A	St. John's (NY)	38 76
47	A	Creighton	55 64	26	H	Villanova	67 69
215	A	Providence	69 48	108	H	Georgetown	52 63
24	H	Marquette	59 78	215	H	Providence	68 57
23	H	DePaul	68 86	47	H	Creighton	59 53

Non-Div I Games:

Butler

Loss, 
 Non-Conf, S Site, 
 H Home
A Away 
 N Neutral



Average RPI Win:	281	WON-LOST	WINNING	LAST 10	STRENGTH OF	OPP. STRENGTH	TEAM	ADJ.	CONF.	ADJ CONF.
Average RPI Loss:	190	RECORD	PCT. RANK	GAMES	SCHEDULE	OF SCHEDULE	RPI	RPI	RPI	RPI
DIV. I ONLY	14- 12	152	8- 2	323	312	211	211	31	31	
DIV. I NON-CONF.	4- 8	239	0- 0	264	201	239	239	31	31	
-----										
TOTALS	RPI 1-25	RPI 26-50	W-L RECORDS	RPI 51-100	RPI 101-999	RPI 201+				
14- 12	0- 1	0- 0	OVERALL	0- 1	14- 10	13- 7				
7- 3	0- 0	0- 0	HOME	0- 0	7- 3	7- 2				
7- 9	0- 1	0- 0	AWAY	0- 1	7- 7	6- 5				
0- 0	0- 0	0- 0	NEUTRAL	0- 0	0- 0	0- 0				
4- 8	0- 1	0- 0	NON-CONFERENCE	0- 1	4- 6	3- 3				
2- 1	0- 0	0- 0	HOME	0- 0	2- 1	2- 0				
2- 7	0- 1	0- 0	AWAY	0- 1	2- 5	1- 3				
0- 0	0- 0	0- 0	NEUTRAL	0- 0	0- 0	0- 0				
10- 4	0- 0	0- 0	CONFERENCE	0- 0	10- 4	10- 4				
5- 2	0- 0	0- 0	HOME	0- 0	5- 2	5- 2				
5- 2	0- 0	0- 0	AWAY	0- 0	5- 2	5- 2				
0- 0	0- 0	0- 0	NEUTRAL	0- 0	0- 0	0- 0				

RPI 1-25				RPI 26-50				RPI 51-100				RPI 101+				Team's RPI: 211
RPI	S	Opponent	Score	RPI	S	Opponent	Score	RPI	S	Opponent	Score	RPI	S	Opponent	Score	
13	A	Stanford	34 57					64	A	South Dakota	50 66	133	A	Boise St.	65 59	
												139	A	Cal Poly	57 59	
												176	A	UTEP	56 67	
												186	H	UC Irvine	59 72	
												210	A	New Mexico St.	48 56	
												210	H	New Mexico St.	62 52	
												212	A	SMU	29 41	
												219	A	Seattle U	56 64	
												219	H	Seattle U	75 68	
												242	H	Omaha	52 43	
												247	A	UC Riverside	65 68	
												249	A	Grand Canyon	69 40	
												249	H	Grand Canyon	76 77	
												279	A	UMKC	76 62	
												279	H	UMKC	58 60	
												281	A	San Jose St.	57 67	
												309	A	UTRGV	67 64	
												309	H	UTRGV	71 30	
												320	H	Cal St. Fullerton	55 43	
												321	A	Utah Valley	64 60	
												321	H	Utah Valley	63 58	
												329	A	Southern Utah	46 45	
												346	A	Chicago St.	63 36	
												346	H	Chicago St.	63 49	
-----																
LAST 12 Division I GAMES:																
249	H	Grand Canyon	76 77	279	A	UMKC	76 62									
219	A	Seattle U	56 64	346	A	Chicago St.	63 36									
321	A	Utah Valley	64 60	219	H	Seattle U	75 68									
249	A	Grand Canyon	69 40	346	H	Chicago St.	63 49									
309	H	UTRGV	71 30	279	H	UMKC	58 60									
210	H	New Mexico St.	62 52	210	A	New Mexico St.	48 56									

Non-Div I Games: Fresno Pacific 74 63 Whittier 72 35

CSU Bakersfield

Loss, Non-Conf, S Site, H Home A Away N Neutral



CSUN

Average RPI Win: 221

Average RPI Loss: 189

WON-LOST RECORD

WINNING PCT. RANK

LAST 10 GAMES

STRENGTH OF SCHEDULE

OPP. STRENGTH OF SCHEDULE

TEAM RPI

ADJ. RPI

CONF. RPI

ADJ CONF. RPI

DIV. I ONLY

14- 15

188

4- 6

233

239

216

216

21

21

DIV. I NON-CONF.

6- 7

184

0- 0

204

272

222

222

19

19

TOTALS

RPI 1-25

RPI 26-50

W-L RECORDS

RPI 51-100

RPI 101-999

RPI 201+

14- 15

0- 1

0- 0

OVERALL

1- 1

13- 13

8- 7

9- 6

0- 0

0- 0

HOME

1- 0

8- 6

5- 3

5- 8

0- 1

0- 0

AWAY

0- 1

5- 6

3- 4

0- 1

0- 0

NEUTRAL

0- 0

0- 1

0- 0

6- 7

0- 1

0- 0

NON-CONFERENCE

0- 0

6- 6

4- 3

4- 3

0- 0

HOME

0- 0

4- 3

3- 1

2- 3

0- 1

0- 0

AWAY

0- 0

2- 2

1- 2

0- 1

0- 0

NEUTRAL

0- 0

0- 1

0- 0

8- 8

0- 0

0- 0

CONFERENCE

1- 1

7- 7

4- 4

5- 3

0- 0

0- 0

HOME

1- 0

4- 3

2- 2

3- 5

0- 0

0- 0

AWAY

0- 1

3- 4

2- 2

0- 0

0- 0

NEUTRAL

0- 0

0- 0

0- 0

RPI 1-25

RPI 26-50

RPI 51-100

RPI 101+

Team's RPI: 216

RPI S Opponent Score

7 A Oregon 43 91

RPI S Opponent Score

66 A UC Davis 46 72

66 H UC Davis 75 71

RPI S Opponent Score

117 N Milwaukee 50 58

139 A Cal Poly 71 84

139 H Cal Poly 86 66

141 H Fresno St. 85 72

144 A Loyola Marymount 75 68

147 H Weber St. 61 64

150 H Idaho 75 80

186 A UC Irvine 47 56

186 H UC Irvine 71 67

200 A UC Santa Barbara 48 30

200 H UC Santa Barbara 73 74

219 H Seattle U 67 62

222 A New Orleans 73 76

242 H Omaha 60 68

247 A UC Riverside 58 69

247 H UC Riverside 60 55

251 A Hawaii 70 58

251 H Hawaii 54 56

268 A San Diego St. 55 58

276 H Arizona 66 63

281 A San Jose St. 76 59

296 A Long Beach St. 54 67

296 H Long Beach St. 51 59

307 H Northern Ariz. 78 69

320 A Cal St. Fullerton 70 68

320 H Cal St. Fullerton 65 41

LAST 12 Division I GAMES:

296 A Long Beach St. 54 67

296 H Long Beach St. 51 59

186 H UC Irvine 71 67

66 H UC Davis 75 71

251 H Hawaii 54 56

200 A UC Santa Barbara 48 30

139 H Cal Poly 86 66

186 A UC Irvine 47 56

247 A UC Riverside 58 69

251 A Hawaii 70 58

66 A UC Davis 46 72

247 H UC Riverside 60 55

Non-Div I Games: Biola 68 51

CSUN

Non-Div I Games: Biol a 68 51

CSUN



Average RPI Win:	250	WON-LOST	WINNING	LAST 10	STRENGTH OF	OPP. STRENGTH	TEAM	ADJ.	CONF.	ADJ CONF.
Average RPI Loss:	143	RECORD	PCT. RANK	GAMES	SCHEDULE	OF SCHEDULE	RPI	RPI	RPI	RPI
DIV. I ONLY	16- 11	115	7- 3	213	256	139	139	21	21	
DIV. I NON-CONF.	5- 6	187	0- 0	154	305	160	160	19	19	
-----										
TOTALS	RPI 1-25	RPI 26-50	W-L RECORDS	RPI 51-100	RPI 101-999	RPI 201+				
16- 11	0- 0	0- 1	OVERALL	0- 3	16- 7	13- 2				
10- 2	0- 0	0- 0	HOME	0- 1	10- 1	7- 0				
6- 9	0- 0	0- 1	AWAY	0- 2	6- 6	6- 2				
0- 0	0- 0	0- 0	NEUTRAL	0- 0	0- 0	0- 0				
5- 6	0- 0	0- 1	NON-CONFERENCE	0- 1	5- 4	4- 1				
3- 1	0- 0	0- 0	HOME	0- 0	3- 1	2- 0				
2- 5	0- 0	0- 1	AWAY	0- 1	2- 3	2- 1				
0- 0	0- 0	0- 0	NEUTRAL	0- 0	0- 0	0- 0				
11- 5	0- 0	0- 0	CONFERENCE	0- 2	11- 3	9- 1				
7- 1	0- 0	0- 0	HOME	0- 1	7- 0	5- 0				
4- 4	0- 0	0- 0	AWAY	0- 1	4- 3	4- 1				
0- 0	0- 0	0- 0	NEUTRAL	0- 0	0- 0	0- 0				

RPI 1-25				RPI 26-50				RPI 51-100				RPI 101+				Team's RPI: 139
RPI	S	Opponent	Score	RPI	S	Opponent	Score	RPI	S	Opponent	Score	RPI	S	Opponent	Score	
				40	A	Minnesota	68 112	66	A	UC Davis	77 85	127	A	San Francisco	71 83	
								66	H	UC Davis	76 80	127	H	San Francisco	88 83	
								80	A	Saint Mary's (CA)	64 82	134	H	Robert Morris	50 66	
												142	A	Eastern Wash.	72 75	
												186	A	UC Irvine	66 107	
												186	H	UC Irvine	79 76	
												200	A	UC Santa Barbara	68 73	
												200	H	UC Santa Barbara	73 72	
												211	H	CSU Bakersfield	59 57	
												216	A	CSUN	66 86	
												216	H	CSUN	84 71	
												247	A	UC Riverside	87 82	
												247	H	UC Riverside	91 73	
												249	H	Grand Canyon	75 69	
												251	A	Hawaii	67 61	
												251	H	Hawaii	52 50	
												282	A	North Dakota St.	73 69	
												296	A	Long Beach St.	75 64	
												296	H	Long Beach St.	70 61	
												307	A	Northern Ariz.	89 73	
												320	A	Cal St. Fullerton	72 63	
												320	H	Cal St. Fullerton	63 56	
												321	A	Utah Valley	70 89	
-----																
LAST 12 Division I GAMES:																
				251	A	Hawaii	67 61	66	A	UC Davis	77 85					
				320	H	Cal St. Fullerton	63 56	247	H	UC Riverside	91 73					
				200	H	UC Santa Barbara	73 72	251	H	Hawaii	52 50					
				216	A	CSUN	66 86	320	A	Cal St. Fullerton	72 63					
				186	A	UC Irvine	66 107	296	A	Long Beach St.	75 64					
				296	H	Long Beach St.	70 61	66	H	UC Davis	76 80					

Non-Div I Games: Cal St. Monterey Bay 77 44

Cal Poly

Loss, 
Non-Conf, S Site, 
H Home
A Away 
N Neutral



Average RPI Win: 284		WON-LOST RECORD	WINNING PCT. RANK	LAST 10 GAMES	STRENGTH OF SCHEDULE	OPP. STRENGTH OF SCHEDULE	TEAM RPI	ADJ. RPI	CONF. RPI	ADJ CONF. RPI
Average RPI Loss: 190										
DIV. I ONLY		7- 21	295	1- 9	294	258	320	320	21	21
DIV. I NON-CONF.		4- 8	239	0- 0	307	329	289	289	19	19
TOTALS		RPI 1-25	RPI 26-50	W-L RECORDS		RPI 51-100	RPI 101-999	RPI 201+		
7- 21	0- 0		0- 0	OVERALL		0- 2	7- 19	7- 8		
5- 7	0- 0		0- 0	HOME		0- 1	5- 6	5- 1		
2- 13	0- 0		0- 0	AWAY		0- 1	2- 12	2- 7		
0- 1	0- 0		0- 0	NEUTRAL		0- 0	0- 1	0- 0		
4- 8	0- 0		0- 0	NON-CONFERENCE		0- 0	4- 8	4- 3		
2- 2	0- 0		0- 0	HOME		0- 0	2- 2	2- 0		
2- 5	0- 0		0- 0	AWAY		0- 0	2- 5	2- 3		
0- 1	0- 0		0- 0	NEUTRAL		0- 0	0- 1	0- 0		
3- 13	0- 0		0- 0	CONFERENCE		0- 2	3- 11	3- 5		
3- 5	0- 0		0- 0	HOME		0- 1	3- 4	3- 1		
0- 8	0- 0		0- 0	AWAY		0- 1	0- 7	0- 4		
0- 0	0- 0		0- 0	NEUTRAL		0- 0	0- 0	0- 0		

RPI 1-25				RPI 26-50				RPI 51-100				RPI 101+ Team's RPI: 320					
RPI	S	Opponent	Score	RPI	S	Opponent	Score	RPI	S	Opponent	Score	RPI	S	Opponent	Score		
								66	A	UC Davis	53	67	139	A	Cal Poly	56	63
								66	H	UC Davis	55	67	139	H	Cal Poly	63	72
													150	A	Idaho	60	80
													171	H	Denver	58	83
													176	H	UTEP	91	92
													177	A	Pacific	65	81
													178	N	Oral Roberts	50	60
													186	A	UC Irvine	58	78
													186	H	UC Irvine	60	76
													200	A	UC Santa Barbara	59	78
													200	H	UC Santa Barbara	52	59
													211	A	CSU Bakersfield	43	55
													216	A	CSUN	41	65
													216	H	CSUN	68	70
													241	A	Montana	47	68
													247	A	UC Riverside	50	63
													247	H	UC Riverside	71	62
													251	A	Hawaii	54	59
													251	H	Hawaii	69	57
													264	H	UTSA	55	46
													268	A	San Diego St.	58	59
													290	A	Santa Clara	73	69
													296	A	Long Beach St.	47	67
													296	H	Long Beach St.	67	61
													318	H	Portland	66	61
													321	A	Utah Valley	73	36
LAST 12 Division I GAMES:																	
				186	A	UC Irvine	58	78	200	H	UC Santa Barbara	52	59				
				66	H	UC Davis	55	67	251	A	Hawaii	54	59				
				139	A	Cal Poly	56	63	186	H	UC Irvine	60	76				
				247	H	UC Riverside	71	62	139	H	Cal Poly	63	72				
				296	A	Long Beach St.	47	67	66	A	UC Davis	53	67				
				200	A	UC Santa Barbara	59	78	216	A	CSUN	41	65				

Cal St. Fullerton



C  
a  
l  
i  
f  
o  
r  
n  
i  
a

Cal i forni a					Through Games Of March 3, 2018						
Average RPI	Win:	159	WON-LOST	WINNING	LAST 10	STRENGTH OF	OPP. STRENGTH	TEAM	ADJ.	CONF.	ADJ CONF.
Average RPI	Loss:	22	RECORD	PCT. RANK	GAMES	SCHEDULE	OF SCHEDULE	RPI	RPI	RPI	RPI
DIV. I ONLY		21- 10	79	6- 4	65	20	44	44	5	5	
DIV. I NON-CONF.		9- 2	33	0- 0	55	98	26	26	3	3	
-----											
TOTALS		RPI 1-25		RPI 26-50	W-L RECORDS		RPI 51-100	RPI 101-999		RPI 201+	
21- 10	1- 7		2- 1	OVERALL	2- 2	16- 0	5- 0				
12- 3	1- 2		1- 0	HOME	1- 1	9- 0	3- 0				
8- 6	0- 4		1- 1	AWAY	1- 1	6- 0	2- 0				
1- 1	0- 1		0- 0	NEUTRAL	0- 0	1- 0	0- 0				
9- 2	0- 2		0- 0	NON-CONFERENCE	2- 0	7- 0	3- 0				
5- 1	0- 1		0- 0	HOME	1- 0	4- 0	2- 0				
4- 1	0- 1		0- 0	AWAY	1- 0	3- 0	1- 0				
0- 0	0- 0		0- 0	NEUTRAL	0- 0	0- 0	0- 0				
12- 8	1- 5		2- 1	CONFERENCE	0- 2	9- 0	2- 0				
7- 2	1- 1		1- 0	HOME	0- 1	5- 0	1- 0				
4- 5	0- 3		1- 1	AWAY	0- 1	3- 0	1- 0				
1- 1	0- 1		0- 0	NEUTRAL	0- 0	1- 0	0- 0				

RPI 1-25				RPI 26-50				RPI 51-100				RPI 101+			
RPI	S	Opponent	Score	RPI	S	Opponent	Score	RPI	S	Opponent	Score	RPI	S	Opponent	Score
2	A	UConn	47 82	42	A	Oregon St.	48 68	53	A	Arizona St.	71 80	110	H	Utah	84 73
7	A	Oregon	54 91	49	A	Southern Cal i forni a	62 59	53	H	Arizona St.	42 57	111	A	Washington St.	67 54
10	A	UCLA	52 60	49	H	Southern Cal i forni a	76 64	80	H	Saint Mary's (CA)	87 80	111	H	Washington St.	66 60
10	H	UCLA	46 82					86	A	Kentucky	62 52	143	H	Colorado	78 76
10	N	UCLA	74 77									152	H	BYU	70 45
13	A	Stanford	69 74									168	A	Brown	89 79
13	H	Stanford	78 66									172	H	San Di ego	89 64
22	H	Mi ssouri	52 55									177	A	Paci fi c	92 85
												198	A	Washi ngton	83 67
												198	H	Washi ngton	69 60
												198	N	Washi ngton	71 68
												219	H	Seattle U	87 67
												262	H	Manhattan	87 66
												276	A	Ari zona	53 51
												276	H	Ari zona	63 39
												290	A	Santa Clara	79 41
-----															
LAST 12 Di vi si on I GAMES:															
10	N	UCLA	74 77	110	H	Utah	84 73								
198	N	Washi ngton	71 68	143	H	Col orado	78 76								
198	A	Washi ngton	83 67	42	A	Oregon St.	48 68								
111	A	Washi ngton St.	67 54	7	A	Oregon	54 91								
13	H	Stanford	78 66	53	H	Ari zona St.	42 57								
13	A	Stanford	69 74	276	H	Ari zona	63 39								

C  
a  
l  
i  
f  
o  
r  
n  
i  
a

Non-Di v I Games:

Cal i forni a

Loss, Non-Conf, S Site, H Home A Away N Neutral



Average RPI Win: **281**  
 Average RPI Loss: **193**

WON-LOST  
RECORD

WINNING  
PCT. RANK

LAST 10  
GAMES

STRENGTH OF  
SCHEDULE

OPP. STRENGTH  
OF SCHEDULE

TEAM  
RPI

ADJ.  
RPI

CONF.  
RPI

ADJ CONF.  
RPI

DIV. I ONLY	13- 14	191	4- 6	317	322	254	254	27	27
DIV. I NON-CONF.	5- 4	146	0- 0	315	301	228	228	28	28
<hr/>									
TOTALS	RPI 1-25	RPI 26-50	W-L RECORDS	RPI 51-100	RPI 101-999	RPI 201+			
13- 14	0- 0	0- 1	OVERALL	0- 2	13- 11	12- 6			
7- 6	0- 0	0- 1	HOME	0- 1	7- 4	7- 1			
6- 8	0- 0	0- 0	AWAY	0- 0	6- 5	5- 4			
0- 0	0- 0	0- 0	NEUTRAL	0- 0	0- 0	0- 0			
5- 4	0- 0	0- 1	NON-CONFERENCE	0- 0	5- 3	5- 1			
2- 2	0- 0	0- 1	HOME	0- 0	2- 1	2- 0			
3- 2	0- 0	0- 0	AWAY	0- 0	3- 2	3- 1			
0- 0	0- 0	0- 0	NEUTRAL	0- 0	0- 0	0- 0			
8- 10	0- 0	0- 0	CONFERENCE	0- 2	8- 8	7- 5			
5- 4	0- 0	0- 0	HOME	0- 1	5- 3	5- 1			
3- 6	0- 0	0- 0	AWAY	0- 1	3- 5	2- 4			
0- 0	0- 0	0- 0	NEUTRAL	0- 0	0- 0	0- 0			

RPI S Opponent	Score	RPI S Opponent	Score	RPI S Opponent	Score	RPI S Opponent	Score	Team's RPI: 254
		50  Mercer	57  58	88  Liberty	42  60	136  Radford	36  56	
				88  Liberty	33  46	136  Radford	50  51	
						183  Kansas	48  66	
						195  High Point	51 44	
						195  High Point	53  62	
						201  Norfolk St.	27  53	
						217  UNCG	72 61	
						224  UNC Asheville	33  38	
						224  UNC Asheville	52  60	
						227  Gardner-Webb	73 44	
						227  Gardner-Webb	63 55	
						245  Presbyterian	59  65	
						245  Presbyterian	53 40	
						259  Howard	61  63	
						263  Col. of Charleston	53 45	
						303  USC Upstate	69 49	
						308  Western Caro.	58 51	
						317  N.C. Central	58 51	
						325  Charleston So.	59  63	
						325  Charleston So.	58 49	
						342  Longwood	50  57	
						342  Longwood	58 48	
						343  Wintthrop	72 48	
						343  Wintthrop	57 45	
LAST 12 Division I GAMES:								
136  Radford	36  56	88  Liberty	33  46					
227  Gardner-Webb	63 55	325  Charleston So.	59  63					
343  Wintthrop	57 45	195  High Point	51 44					
224  UNC Asheville	33  38	136  Radford	50  51					
342  Longwood	50  57	342  Longwood	58 48					
245  Presbyterian	53 40	227  Gardner-Webb	73 44					

Non-Div I Games: William Peace 94 42 Columbia Int'l 78 39

Campbell



Average RPI Win: 271	WON-LOST RECORD	WINNING PCT. RANK	LAST 10 GAMES	STRENGTH OF SCHEDULE	OPP. STRENGTH OF SCHEDULE	TEAM RPI	ADJ. RPI	CONF. RPI	ADJ CONF. RPI
Average RPI Loss: 187									
DIV. I ONLY	10- 20	256	4- 6	265	292	286	286	28	28
DIV. I NON-CONF.	2- 9	295	0- 0	195	270	293	293	25	25
-----									
TOTALS	RPI 1-25	RPI 26-50	W-L RECORDS	RPI 51-100	RPI 101-999	RPI 201+			
10- 20	0- 1	0- 2	OVERALL	0- 2	10- 15	9- 9			
5- 9	0- 0	0- 1	HOME	0- 0	5- 8	4- 5			
5- 9	0- 0	0- 0	AWAY	0- 1	5- 0	5- 0			
0- 2	0- 0	0- 0	NEUTRAL	0- 0	0- 2	0- 1			
2- 9	0- 1	0- 0	NON-CONFERENCE	0- 2	2- 6	2- 3			
1- 4	0- 0	0- 0	HOME	0- 0	1- 4	1- 2			
1- 4	0- 1	0- 0	AWAY	0- 2	1- 1	1- 1			
0- 1	0- 0	0- 0	NEUTRAL	0- 0	0- 1	0- 0			
8- 11	0- 0	0- 2	CONFERENCE	0- 0	8- 9	7- 6			
4- 5	0- 0	0- 1	HOME	0- 0	4- 4	3- 3			
4- 5	0- 0	0- 1	AWAY	0- 0	4- 4	4- 2			
0- 1	0- 0	0- 0	NEUTRAL	0- 0	0- 1	0- 1			

RPI 1-25				RPI 26-50				RPI 51-100				RPI 101+ Team's RPI: 286			
RPI	S	Opponent	Score	RPI	S	Opponent	Score	RPI	S	Opponent	Score	RPI	S	Opponent	Score
19	A	Buffalo	47 73	41	A	Quinnipiac	39 64	83	A	Miami (OH)	47 72	103	N	Middle Tenn.	45 55
				41	H	Quinnipiac	55 84	89	A	Bucknell	57 76	167	A	Marist	47 58
												167	H	Marist	53 78
												188	H	Oakland	48 83
												189	A	Siena	59 68
												189	H	Siena	65 57
												192	H	Morehead St.	52 76
												202	A	Bowling Green	71 57
												231	A	Niagara	72 66
												231	H	Niagara	64 60
												255	A	Rider	54 70
												255	H	Rider	54 62
												256	H	St. Bonaventure	71 69
												262	A	Manhattan	39 58
												262	H	Manhattan	56 59
												269	H	Fairfield	52 56
												272	H	Cornell	59 67
												284	A	Monmouth	60 48
												284	H	Monmouth	62 50
												284	N	Monmouth	58 61
												287	H	Colgate	63 70
												309	A	UTRGV	46 63
												340	A	Iona	53 49
												347	A	Saint Peter's	66 53
												347	H	Saint Peter's	52 49
-----															
LAST 12 Division I GAMES:															
				284	N	Monmouth	58 61	41	A	Quinnipiac	39 64				
				189	A	Siena	59 68	347	H	Saint Peter's	52 49				
				231	A	Niagara	72 66	231	H	Niagara	64 60				
				255	H	Rider	54 62	167	H	Marist	53 78				
				284	H	Monmouth	62 50	41	H	Quinnipiac	55 84				
				167	A	Marist	47 58	284	A	Monmouth	60 48				

Non-Div I Games:

Canisius



Average RPI Win:	268	WON-LOST	WINNING	LAST 10	STRENGTH OF	OPP. STRENGTH	TEAM	ADJ.	CONF.	ADJ CONF.
Average RPI Loss:	118	RECORD	PCT. RANK	GAMES	SCHEDULE	OF SCHEDULE	RPI	RPI	RPI	RPI
DIV. I ONLY	17- 8	73	7- 3	273	249	126	126	26	26	
DIV. I NON-CONF.	3- 4	209	0- 0	56	24	86	86	26	26	
-----										
TOTALS	RPI 1-25	RPI 26-50	W-L RECORDS	RPI 51-100	RPI 101-999	RPI 201+				
17- 8	0- 3	0- 0	OVERALL	1- 0	16- 5	15- 2				
8- 2	0- 0	0- 0	HOME	1- 0	7- 2	7- 1				
7- 6	0- 0	0- 0	AWAY	0- 0	7- 0	7- 0				
2- 0	0- 0	0- 0	NEUTRAL	0- 0	2- 0	1- 0				
3- 4	0- 3	0- 0	NON-CONFERENCE	0- 0	3- 1	2- 0				
1- 0	0- 0	0- 0	HOME	0- 0	1- 0	1- 0				
0- 4	0- 3	0- 0	AWAY	0- 0	0- 1	0- 0				
2- 0	0- 0	0- 0	NEUTRAL	0- 0	2- 0	1- 0				
14- 4	0- 0	0- 0	CONFERENCE	1- 0	13- 4	13- 2				
7- 2	0- 0	0- 0	HOME	1- 0	6- 2	6- 1				
7- 2	0- 0	0- 0	AWAY	0- 0	7- 2	7- 1				
0- 0	0- 0	0- 0	NEUTRAL	0- 0	0- 0	0- 0				

RPI 1-25				RPI 26-50				RPI 51-100				RPI 101+ Team's RPI: 126			
RPI	S	Opponent	Score	RPI	S	Opponent	Score	RPI	S	Opponent	Score	RPI	S	Opponent	Score
4	A	Baylor	55 86					90	H	Lamar Uni versi ty	51 39	115	A	SFA	46 59
9	A	Tennessee	34 77									115	H	SFA	50 55
15	A	Texas A&M	61 72									164	A	South Ala.	43 64
												165	N	Clemson	53 47
												222	H	New Orleans	48 52
												226	A	A&M-Corpus Christi	58 50
												229	A	Ni chol l s St.	69 48
												229	H	Ni chol l s St.	60 42
												253	A	Abilene Christian	73 61
												253	H	Abilene Christian	63 45
												278	A	McNeese	51 45
												282	N	North Dakota St.	68 45
												292	H	Alcorn	75 52
												299	A	Southeastern La.	70 78
												299	H	Southeastern La.	63 47
												310	A	Incarnate Word	57 35
												311	H	Houston Baptist	64 56
												335	A	Sam Houston St.	73 53
												335	H	Sam Houston St.	69 44
												336	A	Northwestern St.	61 53
												336	H	Northwestern St.	59 39
LAST 12 Division I GAMES:															
336	H	Northwestern St.	59 39	311	H	Houston Baptist	64 56								
335	A	Sam Houston St.	73 53	299	A	Southeastern La.	70 78								
253	A	Abilene Christian	73 61	336	A	Northwestern St.	61 53								
115	H	SFA	50 55	115	A	SFA	46 59								
229	H	Ni chol l s St.	60 42	253	H	Abilene Christian	63 45								
278	A	McNeese	51 45	222	H	New Orleans	48 52								

Non-Div I Games: Central Baptist 75 34 Williams Baptist 77 31 Crowley's Ridge 106 23 Hendrix 79 22 Central Ark.



Average RPI Win:	288	WON-LOST	WINNING	LAST 10	STRENGTH OF	OPP. STRENGTH	TEAM	ADJ.	CONF.	ADJ CONF.
Average RPI Loss:	177	RECORD	PCT. RANK	GAMES	SCHEDULE	OF SCHEDULE	RPI	RPI	RPI	RPI
DIV. I ONLY	7- 21	295	5- 5	177	306	288	288	29	29	
DIV. I NON-CONF.	0- 11	337	0- 0	78	158	298	298	29	29	
<hr/>										
TOTALS	RPI 1-25	RPI 26-50	W-L RECORDS	RPI 51-100	RPI 101-999	RPI 201+				
7- 21	0- 0	0- 1	OVERALL	0- 4	7- 16	7- 8				
4- 9	0- 0	0- 0	HOME	0- 1	4- 8	4- 4				
3- 12	0- 0	0- 1	AWAY	0- 3	3- 8	3- 4				
0- 0	0- 0	0- 0	NEUTRAL	0- 0	0- 0	0- 0				
0- 11	0- 0	0- 1	NON-CONFERENCE	0- 4	0- 6	0- 2				
0- 4	0- 0	0- 0	HOME	0- 1	0- 3	0- 1				
0- 7	0- 0	0- 1	AWAY	0- 3	0- 3	0- 1				
0- 0	0- 0	0- 0	NEUTRAL	0- 0	0- 0	0- 0				
7- 10	0- 0	0- 0	CONFERENCE	0- 0	7- 10	7- 6				
4- 5	0- 0	0- 0	HOME	0- 0	4- 5	4- 3				
3- 5	0- 0	0- 0	AWAY	0- 0	3- 5	3- 3				
0- 0	0- 0	0- 0	NEUTRAL	0- 0	0- 0	0- 0				

RPI 1-25				RPI 26-50				RPI 51-100				RPI 101+ Team's RPI: 288			
RPI	S	Opponent	Score	RPI	S	Opponent	Score	RPI	S	Opponent	Score	RPI	S	Opponent	Score
				30	A	Virginia	59 103	61	A	West Virginia	52 102	113	A	Saint Francis (PA)	59 87
								74	A	Duquesne	58 83	113	H	Saint Francis (PA)	75 85
								75	H	Albany (NY)	60 72	125	H	Yale	62 75
								92	A	Penn St.	66 83	134	A	Robert Morris	47 66
												134	H	Robert Morris	51 67
												140	A	Hartford	52 68
												168	H	Brown	55 78
												185	A	Stony Brook	55 60
												257	A	Sacred Heart	73 71
												257	H	Sacred Heart	69 59
												266	A	St. Francis Brooklyn	83 77
												266	H	St. Francis Brooklyn	70 78
												274	H	LIU Brooklyn	54 61
												277	H	Morgan St.	41 61
												285	A	Fairleigh Dickinson	49 78
												285	H	Fairleigh Dickinson	76 56
												289	A	Vermont	48 62
												293	A	Bryant	50 66
												293	H	Bryant	66 59
												297	A	Mt. St. Mary's	56 76
												297	H	Mt. St. Mary's	56 68
												330	A	Wagner	66 64
												330	H	Wagner	59 56
<hr/>															
LAST 12 Division I GAMES:															
				266	A	St. Francis Brooklyn	83 77	285	H	Fairleigh Dickinson	76 56				
				134	H	Robert Morris	51 67	257	A	Sacred Heart	73 71				
				113	H	Saint Francis (PA)	75 85	134	A	Robert Morris	47 66				
				297	A	Mt. St. Mary's	56 76	113	A	Saint Francis (PA)	59 87				
				330	A	Wagner	66 64	274	H	LIU Brooklyn	54 61				
				293	H	Bryant	66 59	266	H	St. Francis Brooklyn	70 78				

Non-Div I Games:

Central Conn. St.



Average RPI Win:	141	WON-LOST	WINNING	LAST 10	STRENGTH OF	OPP. STRENGTH	TEAM	ADJ.	CONF.	ADJ CONF.
Average RPI Loss:	49	RECORD	PCT. RANK	GAMES	SCHEDULE	OF SCHEDULE	RPI	RPI	RPI	RPI
DIV. I ONLY	24- 4	12	9- 1	72	82	20	20	8	8	
DIV. I NON-CONF.	7- 3	74	0- 0	202	59	99	99	8	8	
-----										
TOTALS	RPI 1-25	RPI 26-50	W-L RECORDS	RPI 51-100	RPI 101-999	RPI 201+				
24- 4	1- 1	2- 1	OVERALL	5- 2	16- 0	7- 0				
11- 2	1- 0	1- 1	HOME	2- 1	7- 0	3- 0				
11- 2	0- 1	1- 0	AWAY	3- 1	7- 0	3- 0				
2- 0	0- 0	0- 0	NEUTRAL	0- 0	2- 0	1- 0				
7- 3	0- 0	0- 1	NON-CONFERENCE	0- 2	7- 0	3- 0				
2- 2	0- 0	0- 1	HOME	0- 1	2- 0	1- 0				
3- 1	0- 0	0- 0	AWAY	0- 1	3- 0	1- 0				
2- 0	0- 0	0- 0	NEUTRAL	0- 0	2- 0	1- 0				
17- 1	1- 1	2- 0	CONFERENCE	5- 0	9- 0	4- 0				
9- 0	1- 0	1- 0	HOME	2- 0	5- 0	2- 0				
8- 1	0- 1	1- 0	AWAY	3- 0	4- 0	2- 0				
0- 0	0- 0	0- 0	NEUTRAL	0- 0	0- 0	0- 0				

RPI 1-25				RPI 26-50				RPI 51-100				RPI 101+			
RPI	S	Opponent	Score	RPI	S	Opponent	Score	RPI	S	Opponent	Score	RPI	S	Opponent	Score
19	A	Buffalo	82 85	34	A	Ball St.	69 65	61	H	Purdue	69 79	102	N	Iowa St.	81 60
19	H	Buffalo	86 79	34	H	Ball St.	88 80	73	A	Toledo	72 67	104	A	Western Mich.	78 62
				41	H	Quinnipiac	70 84	73	H	Toledo	85 47	104	H	Western Mich.	74 70
								74	A	Duquesne	61 64	132	A	Northern Ill.	81 78
								83	A	Miami (OH)	84 66	132	H	Northern Ill.	91 77
								100	A	Ohio	74 72	149	H	Vanderbilt	92 75
								100	H	Ohio	82 58	161	A	SIUE	94 56
												162	H	Kent St.	88 84
												188	A	Oakland	103 85
												202	H	Bowling Green	90 54
												214	A	Eastern Mich.	95 72
												214	H	Eastern Mich.	95 82
												218	A	Akron	95 86
												260	A	Indiana St.	77 67
												263	H	Col. of Charleston	79 58
												268	N	San Diego St.	85 76
-----															
LAST 12 Division I GAMES:															
				73	A	Toledo	72 67	73	H	Toledo	85 47				
				34	H	Ball St.	88 80	100	A	Ohio	74 72				
				104	A	Western Mich.	78 62	214	A	Eastern Mich.	95 72				
				132	H	Northern Ill.	91 77	19	H	Buffalo	86 79				
				214	H	Eastern Mich.	95 82	104	H	Western Mich.	74 70				
				19	A	Buffalo	82 85	218	A	Akron	95 86				

Non-Div I Games: Aquinas 96 47

Central Mich.



Average RPI Win:	307	WON-LOST	WINNING	LAST 10	STRENGTH OF	OPP. STRENGTH	TEAM	ADJ.	CONF.	ADJ CONF.
Average RPI Loss:	202	RECORD	PCT. RANK	GAMES	SCHEDULE	OF SCHEDULE	RPI	RPI	RPI	RPI
DIV. I ONLY	7- 19	285	3- 7	321	317	325	325	27	27	
DIV. I NON-CONF.	2- 6	280	0- 0	337	267	335	335	28	28	
-----										
TOTALS	RPI 1-25	RPI 26-50	W-L RECORDS	RPI 51-100	RPI 101-999	RPI 201+				
7- 19	0- 0	0- 0	OVERALL	0- 3	7- 16	7- 10				
4- 8	0- 0	0- 0	HOME	0- 1	4- 7	4- 5				
3- 10	0- 0	0- 0	AWAY	0- 0	3- 4	3- 2				
0- 1	0- 0	0- 0	NEUTRAL	0- 0	0- 1	0- 0				
2- 6	0- 0	0- 0	NON-CONFERENCE	0- 1	2- 5	2- 3				
1- 2	0- 0	0- 0	HOME	0- 0	1- 2	1- 2				
1- 3	0- 0	0- 0	AWAY	0- 1	1- 2	1- 1				
0- 1	0- 0	0- 0	NEUTRAL	0- 0	0- 1	0- 0				
5- 13	0- 0	0- 0	CONFERENCE	0- 2	5- 11	5- 7				
3- 6	0- 0	0- 0	HOME	0- 1	3- 5	3- 3				
2- 7	0- 0	0- 0	AWAY	0- 1	2- 6	2- 4				
0- 0	0- 0	0- 0	NEUTRAL	0- 0	0- 0	0- 0				

RPI 1-25				RPI 26-50				RPI 51-100				RPI 101+				Team's RPI: 325	
RPI	S	Opponent	Score	RPI	S	Opponent	Score	RPI	S	Opponent	Score	RPI	S	Opponent	Score		
								68	A	Georgia Tech	51 78	136	A	Radford	57 74		
								88	A	Liberty	53 63	136	H	Radford	56 61		
								88	H	Liberty	57 95	140	N	Hartford	43 62		
												165	A	Clemson	30 66		
												195	A	High Point	49 52		
												195	H	High Point	74 75		
												224	A	UNC Asheville	69 71		
												224	H	UNC Asheville	61 78		
												227	A	Gardner-Webb	52 68		
												227	H	Gardner-Webb	59 75		
												245	A	Presbyterian	64 61		
												245	H	Presbyterian	58 81		
												254	A	Campbell	49 58		
												254	H	Campbell	63 59		
												261	H	Lipscomb	54 58		
												301	A	FIU	70 77		
												302	A	Wofford	68 45		
												319	H	Coppin St.	72 58		
												323	H	South Carolina St.	58 60		
												342	A	Longwood	78 61		
												342	H	Longwood	73 57		
												343	A	Winthrop	56 62		
												343	H	Winthrop	81 45		
LAST 12 Division I GAMES:																	
245	H	Presbyterian	58 81	136	A	Radford	57 74										
343	A	Winthrop	56 62	254	H	Campbell	63 59										
88	H	Liberty	57 95	342	A	Longwood	78 61										
195	A	High Point	49 52	245	A	Presbyterian	64 61										
227	H	Gardner-Webb	59 75	195	H	High Point	74 75										
224	A	UNC Asheville	69 71	224	H	UNC Asheville	61 78										

Non-Div I Games: Southern Wesleyan 94 56 Erskine 79 43

Charleston So.

Loss, Non-Conf, S Site, H Home A Away N Neutral



Average RPI Win:	230	WON-LOST	WINNING	LAST 10	STRENGTH OF	OPP. STRENGTH	TEAM	ADJ.	CONF.	ADJ CONF.
Average RPI Loss:	116	RECORD	PCT. RANK	GAMES	SCHEDULE	OF SCHEDULE	RPI	RPI	RPI	RPI
DIV. I ONLY	14- 15	188	7- 3	120	173	153	153	18	18	
DIV. I NON-CONF.	4- 9	249	0- 0	106	119	223	223	20	20	
-----										
TOTALS	RPI 1-25	RPI 26-50	W-L RECORDS	RPI 51-100	RPI 101-999	RPI 201+				
14- 15	0- 1	0- 3	OVERALL	2- 1	12- 10	11- 2				
9- 4	0- 0	0- 2	HOME	1- 0	8- 2	8- 0				
5- 9	0- 0	0- 0	AWAY	1- 1	4- 8	3- 2				
0- 2	0- 1	0- 1	NEUTRAL	0- 0	0- 0	0- 0				
4- 9	0- 1	0- 3	NON-CONFERENCE	1- 0	3- 5	3- 1				
3- 2	0- 0	0- 2	HOME	1- 0	2- 0	2- 0				
1- 5	0- 0	0- 0	AWAY	0- 0	1- 5	1- 1				
0- 2	0- 1	0- 1	NEUTRAL	0- 0	0- 0	0- 0				
10- 6	0- 0	0- 0	CONFERENCE	1- 1	9- 5	8- 1				
6- 2	0- 0	0- 0	HOME	0- 0	6- 2	6- 0				
4- 4	0- 0	0- 0	AWAY	1- 1	3- 3	2- 1				
0- 0	0- 0	0- 0	NEUTRAL	0- 0	0- 0	0- 0				

RPI 1-25				RPI 26-50				RPI 51-100				RPI 101+				Team's RPI: 153
RPI	S	Opponent	Score	RPI	S	Opponent	Score	RPI	S	Opponent	Score	RPI	S	Opponent	Score	
21	N	Iowa	64 77	32	N	South Dakota St.	70 71	57	A	Western Ky.	61 83	103	A	Middle Tenn.	45 64	
				38	H	Rutgers	54 77	74	H	Duquesne	75 72	103	H	Middle Tenn.	53 54	
				50	H	Mercer	74 90	81	A	UAB	80 71	106	A	Wake Forest	69 71	
												107	H	Rice	55 62	
												124	A	Louisiana Tech	64 51	
												145	A	Arkansas	72 73	
												176	A	UTEP	58 67	
												187	A	Davidson	66 68	
												194	A	East Carolina	55 58	
												203	A	Wisconsin	66 80	
												207	A	Southern Miss.	85 79	
												207	H	Southern Miss.	66 56	
												221	H	Fla. Atlantic	83 69	
												224	A	UNC Asheville	51 47	
												225	A	North Texas	68 73	
												264	H	UTSA	88 75	
												283	A	Old Dominion	63 60	
												283	H	Old Dominion	51 43	
												301	H	FIU	80 57	
												313	H	Marshall	67 61	
												319	H	Coppin St.	78 49	
												323	H	South Carolina St.	64 49	
-----																
LAST 12 Division I GAMES:																
				221	H	Fla. Atlantic	83 69	264	H	UTSA	88 75					
				283	H	Old Dominion	51 43	301	H	FIU	80 57					
				103	H	Middle Tenn.	53 54	313	H	Marshall	67 61					
				57	A	Western Ky.	61 83	103	A	Middle Tenn.	45 64					
				81	A	UAB	80 71	207	A	Southern Miss.	85 79					
				124	A	Louisiana Tech	64 51	107	H	Rice	55 62					

Non-Div I Games:

Charlotte



Average RPI Win:	189	WON-LOST	WINNING	LAST 10	STRENGTH OF	OPP. STRENGTH	TEAM	ADJ.	CONF.	ADJ CONF.
Average RPI Loss:	107	RECORD	PCT. RANK	GAMES	SCHEDULE	OF SCHEDULE	RPI	RPI	RPI	RPI
DIV. I ONLY	17- 12	117	5- 5	108	115	105	105	17	17	
DIV. I NON-CONF.	9- 5	99	0- 0	40	45	58	58	17	17	
-----										
TOTALS	RPI 1-25	RPI 26-50	W-L RECORDS	RPI 51-100	RPI 101-999	RPI 201+				
17- 12	0- 1	0- 4	OVERALL	2- 1	15- 6	7- 1				
8- 5	0- 0	0- 2	HOME	1- 1	7- 2	4- 0				
6- 5	0- 1	0- 1	AWAY	1- 0	5- 3	3- 0				
3- 2	0- 0	0- 1	NEUTRAL	0- 0	3- 1	0- 1				
9- 5	0- 1	0- 2	NON-CONFERENCE	2- 1	7- 1	1- 0				
4- 2	0- 0	0- 1	HOME	1- 1	3- 0	1- 0				
2- 2	0- 1	0- 0	AWAY	1- 0	1- 1	0- 0				
3- 1	0- 0	0- 1	NEUTRAL	0- 0	3- 0	0- 0				
8- 7	0- 0	0- 2	CONFERENCE	0- 0	8- 5	6- 1				
4- 3	0- 0	0- 1	HOME	0- 0	4- 2	3- 0				
4- 3	0- 0	0- 1	AWAY	0- 0	4- 2	3- 0				
0- 1	0- 0	0- 0	NEUTRAL	0- 0	0- 1	0- 1				

RPI 1-25				RPI 26-50				RPI 51-100				RPI 101+				Team's RPI: 105
RPI	S	Opponent	Score	RPI	S	Opponent	Score	RPI	S	Opponent	Score	RPI	S	Opponent	Score	
25	A	Green Bay	30 60	29	N	Princeton	49 59	52	H	FGCU	68 61	101	N	Auburn	50 41	
				43	H	UCF	57 58	55	A	Indiana	64 61	108	N	Georgetown	54 41	
				50	A	Mercer	56 65	67	H	Virginia Tech	44 64	111	A	ETSU	58 65	
				50	H	Mercer	50 71					111	H	ETSU	55 61	
												155	H	UT Martin	87 82	
												156	A	Samford	71 65	
												156	H	Samford	68 58	
												173	N	Northwestern	61 44	
												174	A	Florida	65 60	
												182	H	Hampton	64 52	
												190	A	Furman	57 58	
												190	H	Furman	45 50	
												199	A	Stetson	67 78	
												217	A	UNCG	73 57	
												217	H	UNCG	49 42	
												217	N	UNCG	66 70	
												245	H	Presbyterian	71 51	
												302	A	Wofford	54 47	
												302	H	Wofford	76 46	
												308	A	Western Caro.	58 41	
												308	H	Western Caro.	47 32	
-----																
LAST 12 Division I GAMES:																
				217	N	UNCG	66 70	217	A	UNCG	73 57					
				156	A	Samford	71 65	308	A	Western Caro.	58 41					
				50	A	Mercer	56 65	50	H	Mercer	50 71					
				302	H	Wofford	76 46	156	H	Samford	68 58					
				190	H	Furman	45 50	190	A	Furman	57 58					
				111	H	ETSU	55 61	302	A	Wofford	54 47					

Non-Div I Games:

Chattanooga



Average RPI Win:	321	WON-LOST	WINNING	LAST 10	STRENGTH OF	OPP. STRENGTH	TEAM	ADJ.	CONF.	ADJ CONF.
Average RPI Loss:	211	RECORD	PCT. RANK	GAMES	SCHEDULE	OF SCHEDULE	RPI	RPI	RPI	RPI
DIV. I ONLY	1- 28	349	1- 9	270	327	346	346	31	31	
DIV. I NON-CONF.	0- 15	337	0- 0	210	269	341	341	31	31	
-----										
TOTALS	RPI 1-25	RPI 26-50	W-L RECORDS	RPI 51-100	RPI 101-999	RPI 201+				
1- 28	0- 0	0- 0	OVERALL	0- 4	1- 24	1- 17				
0- 14	0- 0	0- 0	HOME	0- 1	0- 13	0- 9				
1- 13	0- 0	0- 0	AWAY	0- 3	1- 10	1- 8				
0- 1	0- 0	0- 0	NEUTRAL	0- 0	0- 1	0- 0				
0- 15	0- 0	0- 0	NON-CONFERENCE	0- 4	0- 11	0- 4				
0- 7	0- 0	0- 0	HOME	0- 1	0- 6	0- 2				
0- 7	0- 0	0- 0	AWAY	0- 3	0- 4	0- 2				
0- 1	0- 0	0- 0	NEUTRAL	0- 0	0- 1	0- 0				
1- 13	0- 0	0- 0	CONFERENCE	0- 0	1- 13	1- 13				
0- 7	0- 0	0- 0	HOME	0- 0	0- 7	0- 7				
1- 6	0- 0	0- 0	AWAY	0- 0	1- 6	1- 6				
0- 0	0- 0	0- 0	NEUTRAL	0- 0	0- 0	0- 0				

RPI 1-25				RPI 26-50				RPI 51-100				RPI 101+				Team's RPI: 346
RPI	S	Opponent	Score	RPI	S	Opponent	Score	RPI	S	Opponent	Score	RPI	S	Opponent	Score	
								91	A	Kansas St.	51 99	117	H	Milwaukee	59 84	
								94	A	Wright St.	39 84	132	H	Northern Ill.	59 80	
								97	A	Western Ill.	54 71	146	A	Wichita St.	63 66	
								97	H	Western Ill.	45 83	173	H	Northwestern	36 63	
												178	N	Oral Roberts	43 73	
												184	A	Pittsburgh	49 87	
												192	H	Morehead St.	40 79	
												210	A	New Mexico St.	59 74	
												210	H	New Mexico St.	55 63	
												211	A	CSU Bakersfield	49 63	
												211	H	CSU Bakersfield	36 63	
												219	A	Seattle U	60 72	
												219	H	Seattle U	56 63	
												234	A	Illinois	56 66	
												249	A	Grand Canyon	36 64	
												249	H	Grand Canyon	43 59	
												279	A	UMKC	47 106	
												279	H	UMKC	47 59	
												295	H	Jackson St.	69 87	
												298	A	Valparaiso	60 71	
												305	H	Loyola Chicago	28 46	
												309	A	UTRGV	44 81	
												309	H	UTRGV	62 69	
												321	A	Utah Valley	84 74	
												321	H	Utah Valley	30 68	
-----																
LAST 12 Division I GAMES:																
				279	H	UMKC	47 59	249	H	Grand Canyon	43 59					
				309	H	UTRGV	62 69	211	H	CSU Bakersfield	36 63					
				210	H	New Mexico St.	55 63	309	A	UTRGV	44 81					
				279	A	UMKC	47 106	211	A	CSU Bakersfield	49 63					
				219	A	Seattle U	60 72	249	A	Grand Canyon	36 64					
				321	A	Utah Valley	84 74	321	H	Utah Valley	30 68					

Non-Div I Games:

Chicago St.



Average RPI Win:	191	WON-LOST	WINNING	LAST 10	STRENGTH OF	OPP. STRENGTH	TEAM	ADJ.	CONF.	ADJ CONF.
Average RPI Loss:	101	RECORD	PCT. RANK	GAMES	SCHEDULE	OF SCHEDULE	RPI	RPI	RPI	RPI
DIV. I ONLY	17- 11	111	6- 4	133	87	114	114	7	7	
DIV. I NON-CONF.	7- 5	132	0- 0	248	144	210	210	7	7	
-----										
TOTALS	RPI 1-25	RPI 26-50	W-L RECORDS	RPI 51-100	RPI 101-999	RPI 201+				
17- 11	0- 4	0- 1	OVERALL	3- 0	14- 6	8- 2				
11- 6	0- 2	0- 1	HOME	2- 0	9- 3	6- 0				
6- 5	0- 2	0- 0	AWAY	1- 0	5- 3	2- 2				
0- 0	0- 0	0- 0	NEUTRAL	0- 0	0- 0	0- 0				
7- 5	0- 1	0- 0	NON-CONFERENCE	1- 0	6- 4	6- 1				
6- 3	0- 1	0- 0	HOME	1- 0	5- 2	5- 0				
1- 2	0- 0	0- 0	AWAY	0- 0	1- 2	1- 1				
0- 0	0- 0	0- 0	NEUTRAL	0- 0	0- 0	0- 0				
10- 6	0- 3	0- 1	CONFERENCE	2- 0	8- 2	2- 1				
5- 3	0- 1	0- 1	HOME	1- 0	4- 1	1- 0				
5- 3	0- 2	0- 0	AWAY	1- 0	4- 1	1- 1				
0- 0	0- 0	0- 0	NEUTRAL	0- 0	0- 0	0- 0				

RPI 1-25				RPI 26-50				RPI 51-100				RPI 101+ Team's RPI: 114			
RPI	S	Opponent	Score	RPI	S	Opponent	Score	RPI	S	Opponent	Score	RPI	S	Opponent	Score
2	A	UConn	65 106	43	H	UCF	38 50	69	A	Houston	88 82	111	A	ETSU	77 87
6	H	Ohio St.	76 87					69	H	Houston	61 57	113	H	Saint Francis (PA)	73 77
14	A	South Fla.	65 84					83	H	Miami (OH)	73 62	129	H	Tulane	83 52
14	H	South Fla.	46 69									146	A	Wichita St.	75 69
												179	A	Temple	70 52
												179	H	Temple	80 72
												184	H	Pittsburgh	46 66
												191	H	Memphis	64 53
												194	A	East Carolina	66 54
												194	H	East Carolina	70 79
												202	H	Bowling Green	75 51
												205	A	Tulsa	51 64
												205	H	Tulsa	78 41
												212	A	SMU	58 40
												220	A	Xavier	50 53
												233	H	Southeast Mo. St.	65 52
												259	H	Howard	87 53
												283	A	Old Dominion	54 33
												299	H	Southeastern La.	82 43
												314	H	Eastern Ky.	64 53
LAST 12 Division I GAMES:															
69	H	Houston	61 57	2	A	UConn	65 106	43	H	UCF	38 50	194	H	East Carolina	70 79
14	A	South Fla.	65 84					212	A	SMU	58 40	191	H	Memphis	64 53
179	A	Temple	70 52					179	H	Temple	80 72				
205	H	Tulsa	78 41												
129	H	Tulane	83 52												
146	A	Wichita St.	75 69												

Non-Div I Games: Slippery Rock 85 52

Cincinnati



C  
l  
e  
m  
s  
o  
n

Clemson					Through Games Of March 3, 2018						
Average RPI	Win:	241	WON-LOST	WINNING	LAST 10	STRENGTH OF	OPP. STRENGTH	TEAM	ADJ.	CONF.	ADJ CONF.
Average RPI	Loss:	53	RECORD	PCT. RANK	GAMES	SCHEDULE	OF SCHEDULE	RPI	RPI	RPI	RPI
DIV. I ONLY		11- 19	246	0- 10	57	61	165	165	1	1	
DIV. I NON-CONF.		10- 3	52	0- 0	201	289	103	103	1	1	
-----											
TOTALS		RPI 1-25	RPI 26-50		W-L RECORDS		RPI 51-100	RPI 101-999	RPI 201+		
11- 19		0- 8	0- 3		OVERALL		1- 4	10- 4	8- 0		
7- 8		0- 4	0- 1		HOME		0- 1	7- 2	6- 0		
3- 8		0- 3	0- 2		AWAY		1- 2	2- 1	1- 0		
1- 3		0- 1	0- 0		NEUTRAL		0- 1	1- 1	1- 0		
10- 3		0- 2	0- 0		NON-CONFERENCE		1- 0	9- 1	7- 0		
6- 1		0- 1	0- 0		HOME		0- 0	6- 0	5- 0		
3- 0		0- 0	0- 0		AWAY		1- 0	2- 0	1- 0		
1- 2		0- 1	0- 0		NEUTRAL		0- 0	1- 1	1- 0		
1- 16		0- 6	0- 3		CONFERENCE		0- 4	1- 3	1- 0		
1- 7		0- 3	0- 1		HOME		0- 1	1- 2	1- 0		
0- 8		0- 3	0- 2		AWAY		0- 2	0- 1	0- 0		
0- 1		0- 0	0- 0		NEUTRAL		0- 1	0- 0	0- 0		

RPI 1-25				RPI 26-50				RPI 51-100				RPI 101+ Team's RPI: 165			
RPI	S	Opponent	Score	RPI	S	Opponent	Score	RPI	S	Opponent	Score	RPI	S	Opponent	Score
1	A	Notre Dame	37 90	30	A	Virginia	41 70	59	A	Nebraska	67 66	106	H	Wake Forest	55 61
5	A	Louisville	46 65	35	A	Syracuse	51 86	67	A	Virginia Tech	45 53	119	A	North Carolina	52 59
8	A	Florida St.	43 91	48	H	Miami (FL)	60 72	68	A	Georgia Tech	33 66	124	A	Louisiana Tech	55 47
8	H	Florida St.	47 69					68	H	Georgia Tech	48 60	126	N	Central Ark.	47 53
12	H	South Carolina	36 66					68	N	Georgia Tech	52 61	160	H	Jacksonville St.	53 45
17	H	NC State	41 62									184	H	Pittsburgh	42 58
18	H	Duke	35 60									204	H	Boston College	65 61
19	N	Buffalo	41 61									246	H	Prairie View	64 58
LAST 12 Division I GAMES:															
68	N	Georgia Tech	52 61	68	H	Georgia Tech	48 60	184	H	Pittsburgh	42 58	284	H	Monmouth	57 54
106	H	Wake Forest	55 61	17	H	NC State	41 62	35	A	Syracuse	51 86	300	H	Kennesaw St.	41 28
67	A	Virginia Tech	45 53	8	A	Florida St.	43 91	1	A	Notre Dame	37 90	301	A	FIU	67 65
8	A	Florida St.	35 60	18	H	Duke	46 65	204	H	Boston College	65 61	323	H	South Carolina St.	56 48
5	A	Louisville										325	H	Charleston So.	66 30
												326	N	Detroit Mercy	72 44

Non-Div I Games:

Clemson



Average RPI	Win:	225	WON-LOST	WINNING	LAST 10	STRENGTH OF	OPP. STRENGTH	TEAM	ADJ.	CONF.	ADJ CONF.
Average RPI	Loss:	95	RECORD	PCT. RANK	GAMES	SCHEDULE	OF SCHEDULE	RPI	RPI	RPI	RPI
DIV. I ONLY		19- 10		90	7- 3	190	163	116	116	11	11
DIV. I NON-CONF.		8- 3		65	0- 0	262	185	117	117	15	15
-----											
TOTALS	RPI 1-25		RPI 26-50		W-L RECORDS	RPI 51-100		RPI 101-999		RPI 201+	
19- 10	1- 1		0- 1		OVERALL	3- 3		15- 5		12- 0	
10- 4	1- 0		0- 1		HOME	2- 1		7- 2		6- 0	
8- 5	0- 1		0- 0		AWAY	1- 2		7- 2		6- 0	
1- 1	0- 0		0- 0		NEUTRAL	0- 0		1- 1		0- 0	
8- 3	0- 0		0- 1		NON-CONFERENCE	1- 1		7- 1		6- 0	
4- 1	0- 0		0- 1		HOME	1- 0		3- 0		3- 0	
3- 1	0- 0		0- 0		AWAY	0- 1		3- 0		3- 0	
1- 1	0- 0		0- 0		NEUTRAL	0- 0		1- 1		0- 0	
11- 7	1- 1		0- 0		CONFERENCE	2- 2		8- 4		6- 0	
6- 3	1- 0		0- 0		HOME	1- 1		4- 2		3- 0	
5- 4	0- 1		0- 0		AWAY	1- 1		4- 2		3- 0	
0- 0	0- 0		0- 0		NEUTRAL	0- 0		0- 0		0- 0	

RPI	S	Opponent	Score	RPI	S	Opponent	Score	RPI	S	Opponent	Score	RPI	S	Opponent	Score	Team's RPI: 116
25	A	Green Bay	43 69	34	H	Ball St.	64 76	73	A	Toledo	56 65	117	A	Milwaukee	72 79	
25	H	Green Bay	71 60					76	A	IUPUI	56 94	117	H	Milwaukee	63 69	
								76	H	IUPUI	64 77	121	N	Saint Louis	64 80	
								94	A	Wright St.	70 63	154	A	Youngstown St.	69 76	
								94	H	Wright St.	71 70	154	H	Youngstown St.	52 66	
								100	H	Ohio	71 64	158	N	Louisiana	54 45	
												188	A	Oakland	86 66	
												188	H	Oakland	70 62	
												214	H	Eastern Mich.	77 65	
												231	A	Niagara	70 61	
												237	A	Illinois St.	56 47	
												252	A	Northern Ky.	70 65	
												252	H	Northern Ky.	72 49	
												265	A	Bradley	67 65	
												313	H	Marshall	85 76	
												326	A	Detroit Mercy	90 76	
												326	H	Detroit Mercy	75 50	
												331	A	Ill. -Chicago	64 42	
												331	H	Ill. -Chicago	70 67	
												345	H	Eastern Ill.	77 69	
-----																
LAST 12 Division I GAMES:																
154	A	Youngstown St.	69 76	188	A	Oakland	86 66									
94	A	Wright St.	70 63	326	A	Detroit Mercy	90 76									
117	H	Milwaukee	63 69	252	H	Northern Ky.	72 49									
25	H	Green Bay	71 60	94	H	Wright St.	71 70									
76	A	IUPUI	56 94	154	H	Youngstown St.	52 66									
331	A	Ill. -Chicago	64 42	252	A	Northern Ky.	70 65									

Non-Div I Games:

Cleveland and St.



Average RPI Win:	244	WON-LOST	WINNING	LAST 10	STRENGTH OF	OPP. STRENGTH	TEAM	ADJ.	CONF.	ADJ CONF.
Average RPI Loss:	166	RECORD	PCT. RANK	GAMES	SCHEDULE	OF SCHEDULE	RPI	RPI	RPI	RPI
DIV. I ONLY	14- 13	166	5- 5	257	265	228	228	22	22	
DIV. I NON-CONF.	4- 5	202	0- 0	331	214	326	326	23	23	
-----										
TOTALS	RPI 1-25	RPI 26-50	W-L RECORDS	RPI 51-100	RPI 101-999	RPI 201+				
14- 13	0- 0	0- 1	OVERALL	0- 3	14- 9	9- 5				
11- 4	0- 0	0- 0	HOME	0- 1	11- 3	7- 3				
3- 6	0- 0	0- 0	AWAY	0- 1	3- 5	2- 1				
0- 3	0- 0	0- 1	NEUTRAL	0- 1	0- 1	0- 1				
4- 5	0- 0	0- 1	NON-CONFERENCE	0- 1	4- 3	4- 3				
4- 2	0- 0	0- 0	HOME	0- 0	4- 2	4- 2				
0- 0	0- 0	0- 0	AWAY	0- 0	0- 0	0- 0				
0- 3	0- 0	0- 1	NEUTRAL	0- 1	0- 1	0- 1				
10- 8	0- 0	0- 0	CONFERENCE	0- 2	10- 6	5- 2				
7- 2	0- 0	0- 0	HOME	0- 1	7- 1	3- 1				
3- 6	0- 0	0- 0	AWAY	0- 1	3- 5	2- 1				
0- 0	0- 0	0- 0	NEUTRAL	0- 0	0- 0	0- 0				

RPI 1-25				RPI 26-50				RPI 51-100				RPI 101+				Team's RPI: 228
RPI	S	Opponent	Score	RPI	S	Opponent	Score	RPI	S	Opponent	Score	RPI	S	Opponent	Score	
				35	N	Syracuse	57 69	59	N	Nebraska	47 55	137	A	Texas St.	69 78	
								95	A	Little Rock	44 53	137	H	Texas St.	65 64	
								95	H	Little Rock	49 51	158	A	Louisiana	55 59	
												164	A	South Ala.	62 68	
												164	H	South Ala.	71 56	
												166	A	UT Arlington	63 65	
												166	H	UT Arlington	89 76	
												180	A	Troy	97 92	
												180	H	Troy	84 71	
												209	A	Arkansas St.	73 65	
												209	H	Arkansas St.	63 70	
												217	H	UNCG	54 60	
												225	N	North Texas	34 50	
												257	H	UNCW	57 41	
												263	H	Col. of Charleston	70 72	
												273	A	Appalachian St.	66 51	
												273	H	Appalachian St.	73 68	
												302	H	Wofford	67 51	
												306	H	Georgia St.	64 49	
												317	H	N.C. Central	68 65	
												324	H	Fort Wayne	67 58	
												327	H	Ga. Southern	54 51	
												337	A	La.-Monroe	56 62	
-----																
LAST 12 Division I GAMES:																
				273	A	Appalachian St.	66 51	166	A	UT Arlington	63 65					
				209	A	Arkansas St.	73 65	137	A	Texas St.	69 78					
				95	A	Little Rock	44 53	95	H	Little Rock	49 51					
				164	H	South Ala.	71 56	209	H	Arkansas St.	63 70					
				180	H	Troy	84 71	180	A	Troy	97 92					
				273	H	Appalachian St.	73 68	164	A	South Ala.	62 68					

Non-Div I Games: Lees-McRae 73 47 Allen 93 49

Coastal Caro.



Average RPI Win:	260	WON-LOST	WINNING	LAST 10	STRENGTH OF	OPP. STRENGTH	TEAM	ADJ.	CONF.	ADJ CONF.
Average RPI Loss:	133	RECORD	PCT. RANK	GAMES	SCHEDULE	OF SCHEDULE	RPI	RPI	RPI	RPI
DIV. I ONLY	6- 23	320	1- 9	127	140	263	263	10	10	
DIV. I NON-CONF.	4- 7	226	0- 0	190	167	227	227	11	11	
-----										
TOTALS	RPI 1-25	RPI 26-50	W-L RECORDS	RPI 51-100	RPI 101-999	RPI 201+				
6- 23	0- 2	0- 4	OVERALL	0- 3	6- 14	6- 6				
2- 12	0- 0	0- 2	HOME	0- 1	2- 9	2- 5				
4- 11	0- 2	0- 2	AWAY	0- 2	4- 5	4- 1				
0- 0	0- 0	0- 0	NEUTRAL	0- 0	0- 0	0- 0				
4- 7	0- 2	0- 0	NON-CONFERENCE	0- 1	4- 4	4- 2				
2- 3	0- 0	0- 0	HOME	0- 0	2- 3	2- 2				
2- 4	0- 2	0- 0	AWAY	0- 1	2- 1	2- 0				
0- 0	0- 0	0- 0	NEUTRAL	0- 0	0- 0	0- 0				
2- 16	0- 0	0- 4	CONFERENCE	0- 2	2- 10	2- 4				
0- 9	0- 0	0- 2	HOME	0- 1	0- 6	0- 3				
2- 7	0- 0	0- 2	AWAY	0- 1	2- 4	2- 1				
0- 0	0- 0	0- 0	NEUTRAL	0- 0	0- 0	0- 0				

RPI 1-25				RPI 26-50				RPI 51-100				RPI 101+ Team's RPI: 263			
RPI	S	Opponent	Score	RPI	S	Opponent	Score	RPI	S	Opponent	Score	RPI	S	Opponent	Score
12	A	South Carolina	43 69	45	A	Drexel	57 71	63	A	James Madison	53 67	106	H	Wake Forest	40 77
20	A	Central Mich.	58 79	45	H	Drexel	53 80	63	H	James Madison	45 67	118	A	Delaware	51 79
				46	A	Elon	44 97	65	A	Michigan St.	43 107	118	H	Delaware	59 68
				46	H	Elon	55 77					138	A	Northeastern	37 59
												138	H	Northeastern	48 67
												151	A	William & Mary	66 79
												151	H	William & Mary	54 68
												190	A	Furman	58 72
												228	A	Coastal Caro.	72 70
												239	A	North Florida	73 69
												243	A	Hofstra	60 65
												243	H	Hofstra	60 75
												254	H	Campbell	45 53
												257	A	UNCW	72 63
												257	H	UNCW	60 76
												261	H	Lipscomb	85 69
												270	A	Towson	80 67
												270	H	Towson	58 83
												273	H	Appalachian St.	70 76
												302	H	Wofford	59 51
-----															
LAST 12 Division I GAMES:															
				45	A	Drexel	57 71	45	H	Drexel	53 80				
				138	H	Northeastern	48 67	46	H	Elon	55 77				
				257	H	UNCW	60 76	63	A	James Madison	53 67				
				118	A	Delaware	51 79	151	A	William & Mary	66 79				
				46	A	Elon	44 97	270	H	Towson	58 83				
				257	A	UNCW	72 63	63	H	James Madison	45 67				

Non-Div I Games:

Col. of Charleston

■ Loss, 
 ■ Non-Conf, 
 ■ S Site, 
 ■ Home 
 ■ Away 
 N Neutral



Average RPI Win:	264	WON-LOST	WINNING	LAST 10	STRENGTH OF	OPP. STRENGTH	TEAM	ADJ.	CONF.	ADJ CONF.
Average RPI Loss:	161	RECORD	PCT. RANK	GAMES	SCHEDULE	OF SCHEDULE	RPI	RPI	RPI	RPI
DIV. I ONLY	7- 23	304	3- 7	202	224	287	287	15	15	
DIV. I NON-CONF.	4- 7	226	0- 0	280	298	254	254	18	18	
<hr/>										
TOTALS	RPI 1-25	RPI 26-50	W-L RECORDS	RPI 51-100	RPI 101-999	RPI 201+				
7- 23	0- 0	0- 1	OVERALL	0- 7	7- 15	6- 9				
3- 10	0- 0	0- 0	HOME	0- 3	3- 7	3- 3				
4- 13	0- 0	0- 1	AWAY	0- 4	4- 8	3- 6				
0- 0	0- 0	0- 0	NEUTRAL	0- 0	0- 0	0- 0				
4- 7	0- 0	0- 1	NON-CONFERENCE	0- 1	4- 5	4- 2				
1- 3	0- 0	0- 0	HOME	0- 0	1- 3	1- 1				
3- 4	0- 0	0- 1	AWAY	0- 1	3- 2	3- 1				
0- 0	0- 0	0- 0	NEUTRAL	0- 0	0- 0	0- 0				
3- 16	0- 0	0- 0	CONFERENCE	0- 6	3- 10	2- 7				
2- 7	0- 0	0- 0	HOME	0- 3	2- 4	2- 2				
1- 9	0- 0	0- 0	AWAY	0- 3	1- 6	0- 5				
0- 0	0- 0	0- 0	NEUTRAL	0- 0	0- 0	0- 0				

RPI 1-25				RPI 26-50				RPI 51-100				RPI 101+				Team's RPI: 287	
RPI	S	Opponent	Score	RPI	S	Opponent	Score	RPI	S	Opponent	Score	RPI	S	Opponent	Score		
				35	A	Syracuse	39 79										
								53	A	Arizona St.	54 65	125	A	Yale	56 82		
								56	A	American	44 67	163	A	Army West Point	49 69		
								56	H	American	55 77	163	H	Army West Point	54 62		
								77	A	Navy	54 70	168	H	Brown	73 83		
								77	H	Navy	42 69	189	H	Siena	70 73		
								89	A	Bucknell I	57 77	197	A	Lehigh	54 48		
								89	H	Bucknell I	42 63	197	H	Lehigh	51 59		
												229	A	Boston U.	64 66		
												229	H	Boston U.	49 62		
												231	H	Niagara	44 81		
												235	A	Holy Cross	47 66		
												235	A	Holy Cross	52 61		
												235	H	Holy Cross	64 71		
												238	A	Loyola Maryland	55 70		
												238	H	Loyola Maryland	71 60		
												240	A	Lafayette	48 63		
												240	H	Lafayette	60 55		
												270	A	Towson	65 61		
												272	A	Cornell I	74 70		
												285	A	Fairleigh Dickinson	51 61		
												286	A	Canisius	70 63		
												348	H	UMass Lowell I	84 64		
LAST 12 Division I GAMES:																	
				235	A	Holy Cross	47 66	89	H	Bucknell I	42 63						
				240	H	Lafayette	60 55	229	A	Boston U.	64 66						
				235	A	Holy Cross	52 61	77	H	Navy	42 69						
				163	A	Army West Point	49 69	56	A	American	44 67						
				238	H	Loyola Maryland	71 60	163	H	Army West Point	54 62						
				197	A	Lehigh	54 48	238	A	Loyola Maryland	55 70						

Non-Div I Games:

Colgate







Average RPI Win:	211	WON-LOST	WINNING	LAST 10	STRENGTH OF	OPP. STRENGTH	TEAM	ADJ.	CONF.	ADJ CONF.
Average RPI Loss:	112	RECORD	PCT. RANK	GAMES	SCHEDULE	OF SCHEDULE	RPI	RPI	RPI	RPI
DIV. I ONLY	18- 10	94	7- 3	144	150	120	120	16	16	
DIV. I NON-CONF.	7- 3	74	0- 0	81	209	93	93	14	14	
-----										
TOTALS	RPI 1-25	RPI 26-50	W-L RECORDS	RPI 51-100	RPI 101-999	RPI 201+				
18- 10	0- 0	2- 1	OVERALL	2- 3	14- 6	12- 0				
11- 6	0- 0	1- 1	HOME	1- 1	9- 4	8- 0				
7- 4	0- 0	1- 0	AWAY	1- 2	5- 2	4- 0				
0- 0	0- 0	0- 0	NEUTRAL	0- 0	0- 0	0- 0				
7- 3	0- 0	2- 1	NON-CONFERENCE	0- 0	5- 2	3- 0				
5- 3	0- 0	1- 1	HOME	0- 0	4- 2	3- 0				
2- 0	0- 0	1- 0	AWAY	0- 0	1- 0	0- 0				
0- 0	0- 0	0- 0	NEUTRAL	0- 0	0- 0	0- 0				
11- 7	0- 0	0- 0	CONFERENCE	2- 3	9- 4	9- 0				
6- 3	0- 0	0- 0	HOME	1- 1	5- 2	5- 0				
5- 4	0- 0	0- 0	AWAY	1- 2	4- 2	4- 0				
0- 0	0- 0	0- 0	NEUTRAL	0- 0	0- 0	0- 0				

RPI	S	Opponent	Score	RPI	S	Opponent	Score	RPI	S	Opponent	Score	RPI	S	Opponent	Score	Team's RPI: 120
31	H	Oklahoma	46 78	78	A	Wyoming	64 53	133	A	Boise St.	49 55					
36	H	Gonzaga	65 49	78	H	Wyoming	49 53	133	H	Boise St.	58 62					
37	A	Northern Colo.	55 44	82	A	New Mexico	48 54	141	A	Fresno St.	45 56					
				82	H	New Mexico	74 71	141	H	Fresno St.	64 75					
				87	A	UNLV	52 56	143	H	Colorado	67 70					
								150	H	Idaho	69 83					
								152	H	BYU	56 54					
								171	A	Denver	61 56					
								206	A	Nevada	65 59					
								206	H	Nevada	75 64					
								246	H	Prairie View	71 59					
								268	A	San Diego St.	65 63					
								268	H	San Diego St.	72 43					
								277	H	Morgan St.	60 44					
								281	A	San Jose St.	73 66					
								281	H	San Jose St.	63 48					
								291	A	Air Force	40 39					
								291	H	Air Force	61 50					
								304	H	Utah St.	56 45					
								317	H	N.C. Central	85 48					
LAST 12 Division I GAMES:																
82	A	New Mexico	48 54	206	A	Nevada	65 59									
206	H	Nevada	75 64	78	A	Wyoming	64 53									
133	A	Boise St.	49 55	82	H	New Mexico	74 71									
141	H	Fresno St.	64 75	268	H	San Diego St.	72 43									
281	A	San Jose St.	73 66	87	A	UNLV	52 56									
291	H	Air Force	61 50	291	A	Air Force	40 39									

Non-Div I Games: Eastern N.M. 75 35

Colorado St.



Average RPI Win:	228	WON-LOST	WINNING	LAST 10	STRENGTH OF	OPP. STRENGTH	TEAM	ADJ.	CONF.	ADJ CONF.
Average RPI Loss:	106	RECORD	PCT. RANK	GAMES	SCHEDULE	OF SCHEDULE	RPI	RPI	RPI	RPI
DIV. I ONLY	8- 20	279	2- 8	85	118	208	208	9	9	
DIV. I NON-CONF.	6- 9	214	0- 0	133	160	183	183	9	9	
-----										
TOTALS	RPI 1-25	RPI 26-50	W-L RECORDS	RPI 51-100	RPI 101-999	RPI 201+				
8- 20	0- 3	0- 2	OVERALL	0- 7	8- 8	6- 2				
3- 8	0- 1	0- 1	HOME	0- 2	3- 4	2- 1				
5- 9	0- 0	0- 1	AWAY	0- 4	5- 4	4- 1				
0- 3	0- 2	0- 0	NEUTRAL	0- 1	0- 0	0- 0				
6- 9	0- 3	0- 0	NON-CONFERENCE	0- 2	6- 4	5- 1				
3- 2	0- 1	0- 0	HOME	0- 0	3- 1	2- 0				
3- 4	0- 0	0- 0	AWAY	0- 1	3- 3	3- 1				
0- 3	0- 2	0- 0	NEUTRAL	0- 1	0- 0	0- 0				
2- 11	0- 0	0- 2	CONFERENCE	0- 5	2- 4	1- 1				
0- 6	0- 0	0- 1	HOME	0- 2	0- 3	0- 1				
2- 5	0- 0	0- 1	AWAY	0- 3	2- 1	1- 0				
0- 0	0- 0	0- 0	NEUTRAL	0- 0	0- 0	0- 0				

RPI 1-25				RPI 26-50				RPI 51-100				RPI 101+ Team's RPI: 208			
RPI	S	Opponent	Score	RPI	S	Opponent	Score	RPI	S	Opponent	Score	RPI	S	Opponent	Score
3	N	Mississippi St.	54 90	29	A	Princeton	47 69	51	A	Harvard	67 85	107	A	Rice	44 67
19	H	Buffalo	63 65	29	H	Princeton	46 74	53	N	Arizona St.	48 72	113	H	Saint Francis (PA)	94 81
25	N	Green Bay	43 61					60	A	Penn	51 70	125	A	Yale	59 66
								60	H	Penn	39 75	125	H	Yale	50 73
								69	A	Houston	53 77	168	A	Brown	90 74
								99	A	Dartmouth	65 88	168	H	Brown	80 84
								99	H	Dartmouth	77 88	182	A	Hampton	58 60
												196	H	Richmond	79 85
												204	H	Boston College	68 60
												215	A	Providence	73 64
												243	H	Hofstra	75 53
												272	A	Cornell	72 54
												272	H	Cornell	47 57
												289	A	Vermont	73 66
												322	A	UMBC	60 44
												348	A	UMass Lowell	70 77
-----															
LAST 12 Division I GAMES:															
				99	H	Dartmouth	77 88	125	H	Yale	50 73				
				125	A	Yale	59 66	99	A	Dartmouth	65 88				
				168	A	Brown	90 74	51	A	Harvard	67 85				
				29	H	Princeton	46 74	272	A	Cornell	72 54				
				60	H	Penn	39 75	272	H	Cornell	47 57				
				168	H	Brown	80 84	60	A	Penn	51 70				

Non-Div I Games:

Columbia



Average RPI Win:	309	WON-LOST	WINNING	LAST 10	STRENGTH OF	OPP. STRENGTH	TEAM	ADJ.	CONF.	ADJ CONF.
Average RPI Loss:	188	RECORD	PCT. RANK	GAMES	SCHEDULE	OF SCHEDULE	RPI	RPI	RPI	RPI
DIV. I ONLY	6- 22	313	2- 8	198	329	319	319	30	30	
DIV. I NON-CONF.	1- 11	331	0- 0	100	159	292	292	30	30	
-----										
TOTALS	RPI 1-25	RPI 26-50	W-L RECORDS	RPI 51-100	RPI 101-999	RPI 201+				
6- 22	0- 3	0- 0	OVERALL	0- 1	6- 18	6- 9				
6- 4	0- 1	0- 0	HOME	0- 0	6- 3	6- 1				
0- 16	0- 0	0- 0	AWAY	0- 0	0- 5	0- 5				
0- 2	0- 1	0- 0	NEUTRAL	0- 0	0- 1	0- 1				
1- 11	0- 3	0- 0	NON-CONFERENCE	0- 1	1- 7	1- 4				
1- 1	0- 1	0- 0	HOME	0- 0	1- 0	1- 0				
0- 8	0- 1	0- 0	AWAY	0- 1	0- 6	0- 3				
0- 2	0- 1	0- 0	NEUTRAL	0- 0	0- 1	0- 1				
5- 11	0- 0	0- 0	CONFERENCE	0- 0	5- 11	5- 5				
5- 3	0- 0	0- 0	HOME	0- 0	5- 3	5- 1				
0- 8	0- 0	0- 0	AWAY	0- 0	0- 8	0- 4				
0- 0	0- 0	0- 0	NEUTRAL	0- 0	0- 0	0- 0				

RPI 1-25				RPI 26-50				RPI 51-100				RPI 101+ Team's RPI: 319			
RPI	S	Opponent	Score	RPI	S	Opponent	Score	RPI	S	Opponent	Score	RPI	S	Opponent	Score
4	A	Baylor	54 100					61	A	West Virginia	43 101	103	A	Middle Tenn.	39 69
16	H	Maryland	49 113									115	A	SFA	59 72
22	N	Missouri	50 73									130	A	Bethune-Cookman	38 64
												130	H	Bethune-Cookman	63 75
												153	A	Charlotte	49 78
												169	A	N. C. A&T	63 64
												182	A	Hampton	35 67
												182	H	Hampton	48 83
												201	A	Norfolk St.	57 71
												259	H	Howard	69 87
												262	N	Manhattan	56 74
												271	H	UMES	69 63
												277	A	Morgan St.	59 73
												277	H	Morgan St.	55 53
												280	A	VCU	47 62
												283	A	Old Dominion	67 75
												297	H	Mt. St. Mary's	68 54
												317	A	N. C. Central	52 60
												323	A	South Carolina St.	65 67
												323	H	South Carolina St.	56 39
												325	A	Charleston So.	58 72
												332	A	Delaware St.	66 70
												339	H	Florida A&M	62 56
												344	H	Savannah St.	66 57
LAST 12 Division I GAMES:															
259	H	Howard	69 87	130	A	Bethune-Cookman	38 64								
277	A	Morgan St.	59 73	182	A	Hampton	35 67								
332	A	Delaware St.	66 70	271	H	UMES	69 63								
130	H	Bethune-Cookman	63 75	323	H	South Carolina St.	56 39								
182	H	Hampton	48 83	277	H	Morgan St.	55 53								
323	A	South Carolina St.	65 67	169	A	N. C. A&T	63 64								

Non-Div I Games:

Coppin St.

Loss, 
Non-Conf, S Site, H Home A Away N Neutral



Average RPI Win: 256	WON-LOST RECORD	WINNING PCT. RANK	LAST 10 GAMES	STRENGTH OF SCHEDULE	OPP. STRENGTH OF SCHEDULE	TEAM RPI	ADJ. RPI	CONF. RPI	ADJ CONF. RPI
Average RPI Loss: 136									
DIV. I ONLY	6- 20	308	1- 9	179	142	272	272	9	9
DIV. I NON-CONF.	4- 9	249	0- 0	317	313	299	299	9	9
-----									
TOTALS	RPI 1-25	RPI 26-50	W-L RECORDS	RPI 51-100	RPI 101-999	RPI 201+			
6- 20	0- 0	0- 3	OVERALL	0- 5	6- 12	4- 4			
2- 10	0- 0	0- 1	HOME	0- 2	2- 7	0- 3			
4- 10	0- 0	0- 2	AWAY	0- 3	4- 5	4- 1			
0- 0	0- 0	0- 0	NEUTRAL	0- 0	0- 0	0- 0			
4- 9	0- 0	0- 1	NON-CONFERENCE	0- 0	4- 8	3- 3			
1- 5	0- 0	0- 0	HOME	0- 0	1- 5	0- 2			
3- 4	0- 0	0- 1	AWAY	0- 0	3- 3	3- 1			
0- 0	0- 0	0- 0	NEUTRAL	0- 0	0- 0	0- 0			
2- 11	0- 0	0- 2	CONFERENCE	0- 5	2- 4	1- 1			
1- 5	0- 0	0- 1	HOME	0- 2	1- 2	0- 1			
1- 6	0- 0	0- 1	AWAY	0- 3	1- 2	1- 0			
0- 0	0- 0	0- 0	NEUTRAL	0- 0	0- 0	0- 0			

RPI 1-25				RPI 26-50				RPI 51-100				RPI 101+ Team's RPI: 272			
RPI	S	Opponent	Score	RPI	S	Opponent	Score	RPI	S	Opponent	Score	RPI	S	Opponent	Score
29	A	Princeton	54 75	29	H	Princeton	40 72	51	A	Harvard	58 80	125	A	Yale	56 69
29	H	Princeton						51	H	Harvard	57 91	125	H	Yale	55 65
45	A	Drexel	39 61					60	A	Penn	48 68	157	H	Binghamton	58 66
								60	H	Penn	39 53	168	A	Brown	59 85
								99	A	Dartmouth	40 55	168	H	Brown	70 68
												175	A	New Hampshire	45 48
												184	A	Pittsburgh	39 51
												185	H	Stony Brook	48 40
												188	H	Oakland	77 79
												197	H	Lehigh	57 62
												208	A	Columbia	57 47
												208	H	Columbia	54 72
												238	A	Loyola Maryland	63 78
												240	H	Lafayette	58 59
												286	A	Canisius	67 59
												287	H	Colgate	70 74
												338	A	NJIT	61 46
												348	A	UMass Lowell	71 53
LAST 12 Division I GAMES:															
51	H	Harvard	57 91	168	H	Brown	70 68	51	A	Harvard	58 80				
168	A	Brown	59 85	51	A	Dartmouth	40 55	99	A	Dartmouth	40 55				
125	A	Yale	56 69	208	H	Columbia	54 72	208	A	Columbia	57 47				
60	H	Penn	39 53	29	H	Princeton	40 72	29	A	Princeton	54 75				
29	H	Princeton	40 72	125	H	Yale	55 65								

Non-Div I Games:

Cornell



Creighton				Through Games Of March 3, 2018							
Average RPI	Win:	127	WON-LOST	WINNING	LAST 10	STRENGTH OF	OPP. STRENGTH	TEAM	ADJ.	CONF.	ADJ CONF.
Average RPI	Loss:	61	RECORD	PCT. RANK	GAMES	SCHEDULE	OF SCHEDULE	RPI	RPI	RPI	RPI
DIV. I ONLY		17- 11	111	7- 3	24	39	47	47	6	6	
DIV. I NON-CONF.		6- 4	122	0- 0	13	17	40	40	6	6	
-----											
TOTALS	RPI 1-25		RPI 26-50		W-L RECORDS		RPI 51-100		RPI 101-999		RPI 201+
17- 11	1- 5		2- 1		OVERALL		3- 2		11- 3		5- 0
10- 3	0- 3		2- 0		HOME		1- 0		7- 0		2- 0
7- 6	1- 1		0- 1		AWAY		2- 2		4- 2		3- 0
0- 2	0- 1		0- 0		NEUTRAL		0- 0		0- 1		0- 0
6- 4	0- 2		1- 0		NON-CONFERENCE		2- 1		3- 1		1- 0
3- 1	0- 1		1- 0		HOME		0- 0		2- 0		0- 0
3- 1	0- 0		0- 0		AWAY		2- 1		1- 0		1- 0
0- 2	0- 1		0- 0		NEUTRAL		0- 0		0- 1		0- 0
11- 7	1- 3		1- 1		CONFERENCE		1- 1		8- 2		4- 0
7- 2	0- 2		1- 0		HOME		1- 0		5- 0		2- 0
4- 5	1- 1		0- 1		AWAY		0- 1		3- 2		2- 0
0- 0	0- 0		0- 0		NEUTRAL		0- 0		0- 0		0- 0

RPI 1-25				RPI 26-50				Team's RPI: 47				RPI 51-100				RPI 101+			
RPI	S	Opponent	Score	RPI	S	Opponent	Score	RPI	S	Opponent	Score	RPI	S	Opponent	Score	RPI	S	Opponent	Score
8	H	Florida St.	82 92	26	A	Villanova	48 55	59	A	Nebraska	64 49	108	A	Georgetown	67 70				
10	N	UCLA	63 72	26	H	Villanova	69 54	64	A	South Dakota	68 73	108	H	Georgetown	69 58				
23	A	DePaul	67 77	32	H	South Dakota St.	72 65	70	A	St. John's (NY)	65 72	122	A	Butler	53 59				
23	H	DePaul	54 82					70	H	St. John's (NY)	53 39	122	H	Butler	64 55				
24	A	Marquette	74 73					72	A	Drake	108 100	123	A	Seton Hall I	68 51				
24	H	Marquette	77 92									123	H	Seton Hall I	81 64				
												135	H	UNI	89 78				
												146	H	Wichita St.	66 61				
												198	N	Washington	64 67				
												215	A	Providence	87 84				
												215	H	Providence	73 56				
												220	A	Xavier	71 64				
												220	H	Xavier	65 54				
												242	A	Omaha	72 51				
LAST 12 Division I GAMES:																			
				26	A	Villanova	48 55	23	A	DePaul	67 77								
				108	A	Georgetown	67 70	123	H	Seton Hall I	81 64								
				122	H	Butler	64 55	70	H	St. John's (NY)	53 39								
				220	H	Xavier	65 54	220	A	Xavier	71 64								
				215	A	Providence	87 84	122	A	Butler	53 59								
				24	A	Marquette	74 73	215	H	Providence	73 56								



Average RPI Win:	206	WON-LOST	WINNING	LAST 10	STRENGTH OF	OPP. STRENGTH	TEAM	ADJ.	CONF.	ADJ CONF.
Average RPI Loss:	76	RECORD	PCT. RANK	GAMES	SCHEDULE	OF SCHEDULE	RPI	RPI	RPI	RPI
DIV. I ONLY	15- 11	127	5- 5	94	114	99	99	9	9	
DIV. I NON-CONF.	8- 5	111	0- 0	203	196	118	118	9	9	
-----										
TOTALS	RPI 1-25	RPI 26-50	W-L RECORDS	RPI 51-100	RPI 101-999	RPI 201+				
15- 11	0- 1	0- 2	OVERALL	1- 5	14- 3	8- 0				
9- 4	0- 0	0- 1	HOME	1- 2	8- 1	6- 0				
6- 7	0- 1	0- 1	AWAY	0- 3	6- 2	2- 0				
0- 0	0- 0	0- 0	NEUTRAL	0- 0	0- 0	0- 0				
8- 5	0- 1	0- 0	NON-CONFERENCE	0- 2	8- 2	5- 0				
5- 1	0- 0	0- 0	HOME	0- 1	5- 0	4- 0				
3- 4	0- 1	0- 0	AWAY	0- 1	3- 2	1- 0				
0- 0	0- 0	0- 0	NEUTRAL	0- 0	0- 0	0- 0				
7- 6	0- 0	0- 2	CONFERENCE	1- 3	6- 1	3- 0				
4- 3	0- 0	0- 1	HOME	1- 1	3- 1	2- 0				
3- 3	0- 0	0- 1	AWAY	0- 2	3- 0	1- 0				
0- 0	0- 0	0- 0	NEUTRAL	0- 0	0- 0	0- 0				

RPI	S	Opponent	Score	RPI	S	Opponent	Score	RPI	S	Opponent	Score	RPI	S	Opponent	Score
6	A	Ohio St.	70 103	29	A	Princeton	63 82	51	A	Harvard	65 76	125	A	Yale	64 62
				29	H	Princeton	67 79	51	H	Harvard	63 56	125	H	Yale	39 57
								60	A	Penn	47 65	143	A	Colorado	81 75
								60	H	Penn	50 79	157	A	Binghamton	64 80
								75	A	Albany (NY)	61 76	163	A	Army West Point	56 71
								79	H	Maine	51 64	167	A	Marist	60 51
												168	A	Brown	77 60
												168	H	Brown	78 73
												175	H	New Hampshire	57 49
												204	H	Boston College	68 57
												208	A	Columbia	88 77
												208	H	Columbia	88 65
												235	A	Holy Cross	76 74
												272	H	Cornell	55 40
												289	H	Vermont	66 56
												334	H	Rhode Island	70 54
												338	H	NJIT	81 50
-----															
Team's RPI: 99															
LAST 12 Division I GAMES:															
208	A	Columbia	88 77	60	A	Penn	47 65	208	H	Columbia	88 65	272	H	Cornell	55 40
60	H	Penn	50 79	208	H	Columbia	88 65	125	H	Yale	39 57	168	A	Brown	77 60
29	H	Princeton	67 79	272	H	Cornell	55 40	168	H	Brown	78 73	29	A	Princeton	63 82
168	A	Brown	77 60	51	A	Harvard	65 76								
125	A	Yale	64 62												

Non-Div I Games:

Dartmouth



Average RPI Win:	256	WON-LOST	WINNING	LAST 10	STRENGTH OF	OPP. STRENGTH	TEAM	ADJ.	CONF.	ADJ CONF.
Average RPI Loss:	108	RECORD	PCT. RANK	GAMES	SCHEDULE	OF SCHEDULE	RPI	RPI	RPI	RPI
DIV. I ONLY	12- 18	228	4- 6	129	159	187	187	12	12	
DIV. I NON-CONF.	5- 8	220	0- 0	69	163	139	139	10	10	
-----										
TOTALS	RPI 1-25	RPI 26-50	W-L RECORDS	RPI 51-100	RPI 101-999	RPI 201+				
12- 18	0- 1	0- 5	OVERALL	0- 4	12- 8	9- 2				
5- 8	0- 0	0- 3	HOME	0- 3	5- 2	4- 1				
7- 10	0- 1	0- 2	AWAY	0- 1	7- 6	5- 1				
0- 0	0- 0	0- 0	NEUTRAL	0- 0	0- 0	0- 0				
5- 8	0- 1	0- 4	NON-CONFERENCE	0- 0	5- 3	3- 1				
2- 3	0- 0	0- 2	HOME	0- 0	2- 1	1- 1				
3- 5	0- 1	0- 2	AWAY	0- 0	3- 2	2- 0				
0- 0	0- 0	0- 0	NEUTRAL	0- 0	0- 0	0- 0				
7- 10	0- 0	0- 1	CONFERENCE	0- 4	7- 5	6- 1				
3- 5	0- 0	0- 1	HOME	0- 3	3- 1	3- 0				
4- 5	0- 0	0- 0	AWAY	0- 1	4- 4	3- 1				
0- 0	0- 0	0- 0	NEUTRAL	0- 0	0- 0	0- 0				

RPI 1-25				RPI 26-50				RPI 51-100				RPI 101+ Team's RPI: 187			
RPI	S	Opponent	Score	RPI	S	Opponent	Score	RPI	S	Opponent	Score	RPI	S	Opponent	Score
17	A	NC State	49 73	29	H	Princeton	57 63	74	H	Duquesne	54 79	109	A	George Mason	61 74
				33	H	Dayton	68 85	84	A	Fordham	58 66	121	A	Saint Louis	72 88
				43	A	UCF	54 62	84	H	Fordham	45 58	131	H	Saint Joseph's	62 64
				46	H	Elon	58 75	85	H	George Washington	48 53	151	A	William & Mary	55 73
				50	A	Mercer	54 69					153	H	Charlotte	68 66
												190	A	Furman	62 65
												195	A	High Point	82 74
												196	A	Richmond	53 62
												196	A	Richmond	68 65
												224	H	UNC Asheville	58 50
												227	H	Gardner-Webb	65 70
												244	A	La Salle	58 51
												256	A	St. Bonaventure	75 68
												273	A	Appalachian St.	59 57
												275	A	Massachusetts	68 70
												275	H	Massachusetts	87 81
												280	H	VCU	69 63
												308	A	Western Caro.	70 57
												334	A	Rhode Island	79 67
												334	H	Rhode Island	77 67
-----															
LAST 12 Division I GAMES:															
275	A	Massachusetts	68 70	121	A	Saint Louis	72 88								
196	A	Richmond	53 62	334	A	Rhode Island	79 67								
280	H	VCU	69 63	33	H	Dayton	68 85								
244	A	La Salle	58 51	275	H	Massachusetts	87 81								
131	H	Saint Joseph's	62 64	256	A	St. Bonaventure	75 68								
84	H	Fordham	45 58	85	H	George Washington	48 53								

Non-Div I Games:

Davidson



Average RPI Win: 172  
Average RPI Loss: 60

WON-LOST  
RECORD

WINNING  
PCT. RANK

LAST 10  
GAMES

STRENGTH OF  
SCHEDULE

OPP. STRENGTH  
OF SCHEDULE

TEAM  
RPI

ADJ.  
RPI

CONF.  
RPI

ADJ CONF.  
RPI

DIV. I ONLY	23- 6	31	8- 2	86	101	33	33	12	12
DIV. I NON-CONF.	7- 4	102	0- 0	51	62	66	66	10	10
TOTALS	RPI 1-25	RPI 26-50	W-L RECORDS	RPI 51-100	RPI 101-999	RPI 201+			
23- 6	0- 2	1- 1	OVERALL	7- 2	15- 1	8- 0			
12- 1	0- 1	1- 0	HOME	4- 0	7- 0	5- 0			
7- 3	0- 0	0- 1	AWAY	2- 1	5- 1	2- 0			
4- 2	0- 1	0- 0	NEUTRAL	1- 1	3- 0	1- 0			
7- 4	0- 2	1- 1	NON-CONFERENCE	2- 1	4- 0	3- 0			
4- 1	0- 1	1- 0	HOME	1- 0	2- 0	2- 0			
0- 2	0- 0	0- 1	AWAY	0- 1	0- 0	0- 0			
3- 1	0- 1	0- 0	NEUTRAL	1- 0	2- 0	1- 0			
16- 2	0- 0	0- 0	CONFERENCE	5- 1	11- 1	5- 0			
8- 0	0- 0	0- 0	HOME	3- 0	5- 0	3- 0			
7- 1	0- 0	0- 0	AWAY	2- 0	5- 1	2- 0			
1- 1	0- 0	0- 0	NEUTRAL	0- 1	1- 0	0- 0			

RPI 1-25				RPI 26-50				Team's RPI: 33				RPI 51-100				RPI 101+			
RPI	S	Opponent	Score	RPI	S	Opponent	Score	RPI	S	Opponent	Score	RPI	S	Opponent	Score	RPI	S	Opponent	Score
14	N	South Fla.	87 93	30	H	Vi rgi ni a	61 46	51	N	Harvard	72 66	109	H	George Mason	71 66				
25	H	Green Bay	64 75	41	A	Qui nni pi ac	66 72	63	H	James Madi son	82 54	121	A	Sai nt Loui s	72 85				
								73	A	Tol edo	50 68	121	H	Sai nt Loui s	101 76				
								74	H	Duquesne	79 70	129	N	Tul ane	71 65				
								84	A	Fordham	63 62	131	A	Sai nt Joseph' s	65 59				
								84	H	Fordham	79 54	187	A	Davi dson	85 68				
								85	A	George Washi ngton	57 53	196	A	Ri chmond	66 59				
								85	H	George Washi ngton	66 55	196	N	Ri chmond	67 58				
								85	N	George Washi ngton	53 58	244	A	La Sal le	76 47				
												256	H	St. Bonaventure	80 59				
												275	A	Massachusetts	78 49				
												277	H	Morgan St.	88 52				
												280	H	VCU	74 64				
												333	H	Ark. -Pi ne Bl uff	81 43				
												334	H	Rhode Isl and	116 58				
												341	N	Mi ssi ssi ppi Val .	65 46				
LAST 12 Di vi si on I GAMES:																			
				85	N	George Washi ngton	53 58	275	A	Massachusetts	78 49								
				196	N	Ri chmond	67 58	280	H	VCU	74 64								
				121	A	Sai nt Loui s	72 85	74	H	Duquesne	79 70								
				109	H	George Mason	71 66	187	A	Davi dson	85 68								
				84	H	Fordham	79 54	196	A	Ri chmond	66 59								
				85	A	George Washi ngton	57 53	85	H	George Washi ngton	66 55								

Non-Div I Games:

Dayton



Average RPI Loss: 36

DIV. I ONLY	23- 7	41	9- 1	25	37	23	23	6	6
DIV. I NON-CONF.	8- 4	87	0- 0	16	13	42	42	6	6
TOTALS	RPI 1-25	RPI 26-50	W-L RECORDS	RPI 51-100	RPI 101-999	RPI 201+			
23- 7	1- 3	5- 2	OVERALL	3- 1	14- 1	6- 0			
13- 3	1- 1	3- 1	HOME	2- 0	7- 1	4- 0			
8- 3	0- 2	1- 1	AWAY	1- 0	6- 0	2- 0			
2- 1	0- 0	1- 0	NEUTRAL	0- 1	1- 0	0- 0			
8- 4	0- 2	2- 1	NON-CONFERENCE	1- 1	5- 0	2- 0			
5- 2	0- 1	1- 1	HOME	1- 0	3- 0	2- 0			
1- 1	0- 1	0- 0	AWAY	0- 0	1- 0	0- 0			
2- 1	0- 0	1- 0	NEUTRAL	0- 1	1- 0	0- 0			
15- 3	1- 1	3- 1	CONFERENCE	2- 0	9- 1	4- 0			
8- 1	1- 0	2- 0	HOME	1- 0	4- 1	2- 0			
7- 2	0- 1	1- 1	AWAY	1- 0	5- 0	2- 0			
0- 0	0- 0	0- 0	NEUTRAL	0- 0	0- 0	0- 0			

RPI 1-25					RPI 26-50					RPI 51-100					RPI 101+				
RPI	S	Opponent	Score		RPI	S	Opponent	Score		RPI	S	Opponent	Score		RPI	S	Opponent	Score	
1	A	Notre Dame	82	91	26	A	Villanova	58	84	52	N	FGCU	84	89	108	A	Georgetown	78 62	
2	H	UConn	69	103	26	H	Villanova	71	66	70	A	St. John's (NY)	67	54	108	H	Georgetown	85 86	
24	A	Marquette	81	93	31	H	Oklahoma	111	108	70	H	St. John's (NY)	76	67	121	H	Saint Louis	86 78	
24	H	Marquette	95	83	36	N	Gonzaga	88	71	76	H	IUPUI	85	71	122	A	Butler	86 68	
					37	H	Northern Colo.	88	94						122	H	Butler	87 65	
					47	A	Creighton	82	54						123	A	Seton Hall	72 68	
					47	H	Creighton	77	67						123	H	Seton Hall	89 66	
LAST 12 Division I GAMES:																			
					123	A	Seton Hall	72	68	215	H	Providence	81	47					
					70	A	St. John's (NY)	67	54	47	H	Creighton	77	67					
					26	H	Villanova	71	66	24	H	Marquette	95	83					
					108	H	Georgetown	85	86	108	A	Georgetown	78	62					
					220	A	Xavier	73	72	26	A	Villanova	58	84					
					122	A	Butler	86	68	122	H	Butler	87	65					

### Non-Div I Games:

DePaul



Average RPI Win:	219	WON-LOST	WINNING	LAST 10	STRENGTH OF	OPP. STRENGTH	TEAM	ADJ.	CONF.	ADJ CONF.
Average RPI Loss:	106	RECORD	PCT. RANK	GAMES	SCHEDULE	OF SCHEDULE	RPI	RPI	RPI	RPI
DIV. I ONLY	18- 11	104	6- 4	169	158	118	118	10	10	
DIV. I NON-CONF.	7- 4	102	0- 0	258	258	142	142	11	11	
-----										
TOTALS	RPI 1-25	RPI 26-50	W-L RECORDS	RPI 51-100	RPI 101-999	RPI 201+				
18- 11	0- 1	1- 4	OVERALL	1- 2	16- 4	12- 2				
9- 4	0- 0	1- 1	HOME	1- 1	7- 2	6- 1				
8- 6	0- 1	0- 3	AWAY	0- 1	8- 1	5- 0				
1- 1	0- 0	0- 0	NEUTRAL	0- 0	1- 1	1- 1				
7- 4	0- 1	0- 1	NON-CONFERENCE	1- 0	6- 2	4- 2				
3- 1	0- 0	0- 0	HOME	1- 0	2- 1	2- 1				
3- 2	0- 1	0- 1	AWAY	0- 0	3- 0	1- 0				
1- 1	0- 0	0- 0	NEUTRAL	0- 0	1- 1	1- 1				
11- 7	0- 0	1- 3	CONFERENCE	0- 2	10- 2	8- 0				
6- 3	0- 0	1- 1	HOME	0- 1	5- 1	4- 0				
5- 4	0- 0	0- 2	AWAY	0- 1	5- 1	4- 0				
0- 0	0- 0	0- 0	NEUTRAL	0- 0	0- 0	0- 0				

RPI 1-25				RPI 26-50				RPI 51-100				RPI 101+ Team's RPI: 118			
RPI	S	Opponent	Score	RPI	S	Opponent	Score	RPI	S	Opponent	Score	RPI	S	Opponent	Score
19	A	Buffalo	73 87	29	A	Princeton	60 78	56	H	American	72 56	138	A	Northeastern	59 73
				45	A	Drexel	53 74	63	A	James Madison	56 67	138	H	Northeastern	53 64
				45	H	Drexel	53 72	63	H	James Madison	53 56	140	A	Hartford	72 63
				46	A	Elon	51 64					151	A	William & Mary	61 52
				46	H	Elon	80 66					151	H	William & Mary	68 59
-----															
LAST 12 Division I GAMES:															
270	A	Towson	81 55	243	H	Hofstra	61 41								
45	H	Drexel	53 72	151	H	William & Mary	68 59								
63	A	James Madison	56 67	138	A	Northeastern	59 73								
151	A	William & Mary	61 52	257	H	UNCW	80 62								
263	H	Col. of Charleston	79 51	138	H	Northeastern	53 64								
63	H	James Madison	53 56	46	A	Elon	51 64								

Non-Div I Games:

Delaware



Average RPI Win:	314	WON-LOST	WINNING	LAST 10	STRENGTH OF	OPP. STRENGTH	TEAM	ADJ.	CONF.	ADJ CONF.
Average RPI Loss:	192	RECORD	PCT. RANK	GAMES	SCHEDULE	OF SCHEDULE	RPI	RPI	RPI	RPI
DIV. I ONLY	6- 23	320	4- 6	283	296	332	332	30	30	
DIV. I NON-CONF.	1- 12	335	0- 0	169	108	317	317	30	30	
-----										
TOTALS	RPI 1-25	RPI 26-50	W-L RECORDS	RPI 51-100	RPI 101-999	RPI 201+				
6- 23	0- 1	0- 2	OVERALL	0- 0	6- 20	6- 8				
5- 7	0- 0	0- 1	HOME	0- 0	5- 6	5- 3				
1- 14	0- 0	0- 0	AWAY	0- 0	1- 6	1- 3				
0- 2	0- 0	0- 0	NEUTRAL	0- 0	0- 2	0- 0				
1- 12	0- 1	0- 2	NON-CONFERENCE	0- 0	1- 9	1- 2				
1- 3	0- 0	0- 1	HOME	0- 0	1- 2	1- 1				
0- 7	0- 1	0- 1	AWAY	0- 0	0- 5	0- 1				
0- 2	0- 0	0- 0	NEUTRAL	0- 0	0- 2	0- 0				
5- 11	0- 0	0- 0	CONFERENCE	0- 0	5- 11	5- 6				
4- 4	0- 0	0- 0	HOME	0- 0	4- 4	4- 2				
1- 7	0- 0	0- 0	AWAY	0- 0	1- 7	1- 4				
0- 0	0- 0	0- 0	NEUTRAL	0- 0	0- 0	0- 0				

RPI 1-25				RPI 26-50				RPI 51-100				RPI 101+ Team's RPI: 332			
RPI	S	Opponent	Score	RPI	S	Opponent	Score	RPI	S	Opponent	Score	RPI	S	Opponent	Score
23	A	DePaul	71 110	39	A	Michigan	36 105					118	A	Delaware	49 84
				45	H	Drexel	52 73					130	H	Bethune-Cookman	60 68
												134	H	Robert Morris	42 65
												159	N	Ole Miss	58 110
												169	A	N.C. A&T	55 75
												169	H	N.C. A&T	48 66
												174	A	Florida	51 85
												179	A	Temple	72 96
												182	A	Hampton	62 66
												183	A	Kansas	49 81
												199	N	Stetson	43 58
												201	A	Norfolk St.	50 72
												221	A	Fla. Atlantic	67 90
												244	H	La Salle	48 71
												259	A	Howard	70 78
												271	A	UMES	56 76
												277	A	Morgan St.	62 54
												277	H	Morgan St.	60 56
												317	A	N.C. Central	60 76
												317	H	N.C. Central	67 74
												319	H	Coppin St.	70 66
												323	H	South Carolina St.	58 44
												339	A	Florida A&M	54 59
												339	H	Florida A&M	65 73
												342	H	Longwood	60 56
												344	H	Savannah St.	93 79
LAST 12 Division I GAMES:															
277	H	Morgan St.	60 56	317	A	N.C. Central	60 76								
271	A	UMES	56 76	169	A	N.C. A&T	55 75								
259	A	Howard	70 78	344	H	Savannah St.	93 79								
319	H	Coppin St.	70 66	277	A	Morgan St.	62 54								
339	H	Florida A&M	65 73	130	H	Bethune-Cookman	60 68								
201	A	Norfolk St.	50 72	339	A	Florida A&M	54 59								

Non-Div I Games:

Delaware St.

■ Loss, 
 ■ Non-Conf, 
 ■ S Site, 
 ■ Home 
 ■ A Away 
 N Neutral



Average RPI Win:	282	WON-LOST	WINNING	LAST 10	STRENGTH OF	OPP. STRENGTH	TEAM	ADJ.	CONF.	ADJ CONF.
Average RPI Loss:	79	RECORD	PCT. RANK	GAMES	SCHEDULE	OF SCHEDULE	RPI	RPI	RPI	RPI
DIV. I ONLY	15- 13	156	5- 5	209	192	171	171	13	13	
DIV. I NON-CONF.	8- 6	143	0- 0	276	250	192	192	16	16	
TOTALS	RPI 1-25	RPI 26-50	W-L RECORDS	RPI 51-100	RPI 101-999	RPI 201+				
15- 13	0- 0	0- 3	OVERALL	0- 8	15- 2	14- 0				
6- 6	0- 0	0- 2	HOME	0- 3	6- 1	5- 0				
8- 5	0- 0	0- 1	AWAY	0- 3	8- 1	8- 0				
1- 2	0- 0	0- 0	NEUTRAL	0- 2	1- 0	1- 0				
8- 6	0- 0	0- 1	NON-CONFERENCE	0- 4	8- 1	8- 0				
2- 3	0- 0	0- 1	HOME	0- 1	2- 1	2- 0				
5- 1	0- 0	0- 0	AWAY	0- 1	5- 0	5- 0				
1- 2	0- 0	0- 0	NEUTRAL	0- 2	1- 0	1- 0				
7- 7	0- 0	0- 2	CONFERENCE	0- 4	7- 1	6- 0				
4- 3	0- 0	0- 1	HOME	0- 2	4- 0	3- 0				
3- 4	0- 0	0- 1	AWAY	0- 2	3- 1	3- 0				
0- 0	0- 0	0- 0	NEUTRAL	0- 0	0- 0	0- 0				

RPI	S	Opponent	Score	RPI	S	Opponent	Score	RPI	S	Opponent	Score	RPI	S	Opponent	Score	Team's RPI: 171
32	A	South Dakota St.	59 95	56	A	American	53 66	120	H	Colorado St.	56 61					
32	H	South Dakota St.	58 69	64	A	South Dakota	51 79	178	A	Oral Roberts	60 90					
37	H	Northern Colo.	63 71	64	H	South Dakota	60 82	178	H	Oral Roberts	70 54					
				78	H	Wyoming	51 61	214	N	Eastern Mich.	60 54					
				83	N	Miami (OH)	52 69	242	A	Omaha	85 74					
				88	N	Liberty	69 82	242	H	Omaha	81 60					
				97	A	Western Ill.	93 118	279	A	UMKC	77 68					
				97	H	Western Ill.	61 77	282	A	North Dakota St.	78 73					
								282	H	North Dakota St.	98 79					
								291	A	Air Force	75 54					
								304	A	Utah St.	74 72					
								307	H	Northern Ariz.	80 73					
								320	A	Cal St. Fullerton	83 58					
								321	H	Utah Valley	72 53					
								322	A	UMBC	70 48					
								324	A	Fort Wayne	73 55					
								324	H	Fort Wayne	86 65					
LAST 12 Division I GAMES:																
97	H	Western Ill.	61 77	64	H	South Dakota	60 82									
242	H	Omaha	81 60	97	A	Western Ill.	93 118									
178	H	Oral Roberts	70 54	178	A	Oral Roberts	60 90									
282	A	North Dakota St.	78 73	242	A	Omaha	85 74									
32	A	South Dakota St.	59 95	282	H	North Dakota St.	98 79									
324	H	Fort Wayne	86 65	32	H	South Dakota St.	58 69									

Non-Div I Games: Chadron St. 99 55

Denver



Average RPI Win:	331	WON-LOST	WINNING	LAST 10	STRENGTH OF	OPP. STRENGTH	TEAM	ADJ.	CONF.	ADJ CONF.
Average RPI Loss:	138	RECORD	PCT. RANK	GAMES	SCHEDULE	OF SCHEDULE	RPI	RPI	RPI	RPI
DIV. I ONLY	2- 28	345	1- 9	167	111	326	326	11	11	
DIV. I NON-CONF.	0- 11	337	0- 0	254	28	340	340	15	15	
-----										
TOTALS	RPI 1-25	RPI 26-50	W-L RECORDS	RPI 51-100	RPI 101-999	RPI 201+				
2- 28	0- 2	0- 1	OVERALL	0- 7	2- 18	2- 7				
1- 13	0- 1	0- 1	HOME	0- 4	1- 7	1- 3				
1- 12	0- 1	0- 0	AWAY	0- 3	1- 8	1- 2				
0- 3	0- 0	0- 0	NEUTRAL	0- 0	0- 3	0- 2				
0- 11	0- 0	0- 1	NON-CONFERENCE	0- 3	0- 7	0- 4				
0- 5	0- 0	0- 1	HOME	0- 2	0- 2	0- 2				
0- 4	0- 0	0- 0	AWAY	0- 1	0- 3	0- 1				
0- 2	0- 0	0- 0	NEUTRAL	0- 0	0- 2	0- 1				
2- 17	0- 2	0- 0	CONFERENCE	0- 4	2- 11	2- 3				
1- 8	0- 1	0- 0	HOME	0- 2	1- 5	1- 1				
1- 8	0- 1	0- 0	AWAY	0- 2	1- 5	1- 1				
0- 1	0- 0	0- 0	NEUTRAL	0- 0	0- 1	0- 1				

RPI	S	Opponent	Score	RPI	S	Opponent	Score	RPI	S	Opponent	Score	RPI	S	Opponent	Score	Team's RPI: 326
25	A	Green Bay	45 88	39	H	Michigan	50 86	65	H	Michigan St.	60 97	104	A	Western Mich.	62 74	
25	H	Green Bay	27 85					73	H	Toledo	64 81	116	A	Cleveland St.	50 75	
								76	A	IUPUI	62 90	116	H	Cleveland St.	76 90	
								76	H	IUPUI	59 91	117	A	Milwaukee	45 90	
								83	A	Miami (OH)	64 91	117	H	Milwaukee	61 70	
								94	A	Wright St.	55 85	154	A	Youngstown St.	59 76	
								94	H	Wright St.	60 88	154	H	Youngstown St.	52 72	
												162	A	Kent St.	74 82	
												165	N	Clemson	44 72	
												188	A	Oakland	50 83	
												188	H	Oakland	74 85	
												202	H	Bowling Green	81 85	
												214	H	Eastern Mich.	76 78	
												225	N	North Texas	57 63	
												234	A	Illinois	65 73	
												252	A	Northern Ky.	60 64	
												252	H	Northern Ky.	67 78	
												252	N	Northern Ky.	61 76	
												331	A	Ill. -Chicago	61 58	
												331	H	Ill. -Chicago	73 60	
-----																
LAST 12 Division I GAMES:																
252	N	Northern Ky.	61 76	252	A	Northern Ky.	60 64									
25	A	Green Bay	45 88	94	A	Wright St.	55 85									
117	A	Milwaukee	45 90	154	H	Youngstown St.	52 72									
188	H	Oakland	74 85	116	H	Cleveland St.	76 90									
76	H	IUPUI	59 91	188	A	Oakland	50 83									
331	H	Ill. -Chicago	73 60	117	H	Milwaukee	61 70									

Non-Div I Games:

Detroit Mercy



Average RPI Win:	222	WON-LOST	WINNING	LAST 10	STRENGTH OF	OPP. STRENGTH	TEAM	ADJ.	CONF.	ADJ CONF.
Average RPI Loss:	50	RECORD	PCT. RANK	GAMES	SCHEDULE	OF SCHEDULE	RPI	RPI	RPI	RPI
DIV. I ONLY	22- 7	44	10- 0	137	197	72	72	23	23	
DIV. I NON-CONF.	4- 7	226	0- 0	11	31	128	128	21	21	
-----										
TOTALS	RPI 1-25	RPI 26-50	W-L RECORDS	RPI 51-100	RPI 101-999	RPI 201+				
22- 7	0- 2	0- 2	OVERALL	3- 2	19- 1	13- 0				
12- 3	0- 0	0- 2	HOME	2- 1	10- 0	6- 0				
9- 3	0- 2	0- 0	AWAY	1- 1	8- 0	6- 0				
1- 1	0- 0	0- 0	NEUTRAL	0- 0	1- 1	1- 0				
4- 7	0- 2	0- 2	NON-CONFERENCE	1- 2	3- 1	1- 0				
3- 3	0- 0	0- 2	HOME	1- 1	2- 0	0- 0				
0- 3	0- 2	0- 0	AWAY	0- 1	0- 0	0- 0				
1- 1	0- 0	0- 0	NEUTRAL	0- 0	1- 1	1- 0				
18- 0	0- 0	0- 0	CONFERENCE	2- 0	16- 0	12- 0				
9- 0	0- 0	0- 0	HOME	1- 0	8- 0	6- 0				
9- 0	0- 0	0- 0	AWAY	1- 0	8- 0	6- 0				
0- 0	0- 0	0- 0	NEUTRAL	0- 0	0- 0	0- 0				

RPI 1-25				RPI 26-50				RPI 51-100 Team's RPI: 72				RPI 101+			
RPI	S	Opponent	Score	RPI	S	Opponent	Score	RPI	S	Opponent	Score	RPI	S	Opponent	Score
7	A	Oregon	77 110	32	H	South Dakota St.	78 85	59	H	Nebraska	84 89	102	H	Iowa St.	83 80
21	A	Iowa	66 79	47	H	Creighton	100 108	78	A	Wyomi ng	61 75	109	N	George Mason	75 87
								88	H	Li berty	96 68	117	H	Mi lwaukee	77 73
								96	A	Missouri St.	80 68	135	A	UNI	72 67
								96	H	Missouri St.	84 65	135	H	UNI	81 64
												170	A	Southern Ill.	75 64
												170	H	Southern Ill.	84 73
												237	A	Illinoi s St.	65 58
												237	H	Illinoi s St.	80 64
												260	A	Indi ana St.	84 51
												260	H	Indi ana St.	85 64
												265	A	Bradl ey	84 75
												265	H	Bradl ey	77 71
												298	A	Val parai so	85 53
												298	H	Val parai so	86 50
												305	A	Loyol a Chi cago	97 53
												305	H	Loyol a Chi cago	72 46
												341	N	Mi ssi ssi ppi Val .	96 60
												349	A	Evansvi lle	101 50
												349	H	Evansvi lle	107 66
LAST 12 Division I GAMES:															
298	A	Val parai so	85 53	349	A	Evansvi lle	101 50								
305	A	Loyol a Chi cago	97 53	96	H	Missouri St.	84 65								
237	H	Illinoi s St.	80 64	170	H	Southern Ill.	84 73								
265	H	Bradl ey	77 71	265	A	Bradl ey	84 75								
135	A	UNI	72 67	237	A	Illinoi s St.	65 58								
260	A	Indi ana St.	84 51	135	H	UNI	81 64								

Non-Div I Games: Iowa Wesleyan 102 25

Drake

■ Loss, 
 ■ Non-Conf, 
 ■ S Site, 
 ■ Home 
 ■ Away 
 N Neutral



Average RPI Win: 194

Average RPI Loss: 61

WON-LOST  
RECORDWINNING  
PCT. RANKLAST 10  
GAMESSTRENGTH OF  
SCHEDULEOPP. STRENGTH  
OF SCHEDULETEAM  
RPIADJ.  
RPICONF.  
RPIADJ CONF.  
RPIDIV. I ONLY  
DIV. I NON-CONF.24- 6  
8- 427  
879- 1  
0- 0146  
197116  
8145  
8945  
8910  
1110  
11

TOTALS

RPI 1-25

RPI 26-50

W-L RECORDS

RPI 51-100

RPI 101-999

RPI 201+

24- 6

0- 0

1- 2

OVERALL

2- 4

21- 0

13- 0

13- 0

0- 0

1- 0

HOME

2- 0

10- 0

7- 0

10- 4

0- 0

0- 2

AWAY

0- 2

10- 0

6- 0

1- 2

0- 0

0- 0

NEUTRAL

0- 2

1- 0

0- 0

8- 4

0- 0

0- 1

NON-CONFERENCE

1- 3

7- 0

5- 0

4- 0

0- 0

0- 0

HOME

1- 0

3- 0

3- 0

3- 2

0- 0

0- 1

AWAY

0- 1

3- 0

2- 0

1- 2

0- 0

0- 0

NEUTRAL

0- 2

1- 0

0- 0

16- 2

0- 0

1- 1

CONFERENCE

1- 1

14- 0

8- 0

9- 0

0- 0

1- 0

HOME

1- 0

7- 0

4- 0

7- 2

0- 0

0- 1

AWAY

0- 1

7- 0

4- 0

0- 0

0- 0

0- 0

NEUTRAL

0- 0

0- 0

0- 0

RPI 1-25

RPI 26-50

Team's RPI: 45

RPI 51-100



RPI 101+



RPI S Opponent Score


RPI S Opponent Score


RPI S Opponent Score



RPI S Opponent Score


35  Syracuse 62  72


46  El on 58  70


46  El on 58 56



61 N West Virginia 42  75


63  James Madi son 48  56


63  James Madi son 73 71

67 N Virginia Tech 67  79


89  Bucknell 63 54


92  Penn St. 70  84


118  Delaware 72 53


118  Delaware 74 53


122 N Butler 76 62


131  Saint Joseph's 65 58


138  Northeastern 69 58


138  Northeastern 58 50


151  William & Mary 65 58


151  William & Mary 54 34


231  Niagara 66 65


240  Lafayette 52 37


243  Hofstra 58 47


243  Hofstra 47 38


244  La Salle 79 54


257  UNCW 58 40


257  UNCW 68 42


263  Col. of Charleston 80 53

263  Col. of Charleston 71 57


270  Towson 62 54


270  Towson 78 53


272  Cornell 61 39

332  Delaware St. 73 52


LAST 12 Division I GAMES:


263  Col. of Charleston 71 57



118  Delaware 72 53


270  Towson 62 54


63  James Madi son 73 71


151  William & Mary 54 34


257  UNCW 58 40


46  El on 58  70

263  Col. of Charleston 80 53

270  Towson 78 53

138  Northeastern 58 50




46  El on 58 56

243  Hofstra 58 47

D  
r  
e  
x  
e  
lD  
r  
e  
x  
e  
l

Non-Div I Games:

Drexel

 Loss,  Non-Conf, S Site,  Home  Away N Neutral



D  
u  
k  
e

D  
u  
k  
e

Duke



Average RPI Win:	197	WON-LOST	WINNING	LAST 10	STRENGTH OF	OPP. STRENGTH	TEAM	ADJ.	CONF.	ADJ CONF.
Average RPI Loss:	91	RECORD	PCT. RANK	GAMES	SCHEDULE	OF SCHEDULE	RPI	RPI	RPI	RPI
DIV. I ONLY	23- 7	41	6- 4	192	98	74	74	12	12	
DIV. I NON-CONF.	10- 3	52	0- 0	156	51	50	50	10	10	
-----										
TOTALS	RPI 1-25	RPI 26-50	W-L RECORDS	RPI 51-100	RPI 101-999	RPI 201+				
23- 7	1- 1	1- 1	OVERALL	2- 1	19- 4	11- 0				
12- 2	1- 0	0- 0	HOME	1- 1	10- 1	8- 0				
10- 3	0- 0	1- 1	AWAY	1- 0	8- 2	3- 0				
1- 2	0- 1	0- 0	NEUTRAL	0- 0	1- 1	0- 0				
10- 3	1- 1	1- 0	NON-CONFERENCE	1- 0	7- 2	4- 0				
6- 0	1- 0	0- 0	HOME	1- 0	4- 0	3- 0				
3- 2	0- 0	1- 0	AWAY	0- 0	2- 2	1- 0				
1- 1	0- 1	0- 0	NEUTRAL	0- 0	1- 0	0- 0				
13- 4	0- 0	0- 1	CONFERENCE	1- 1	12- 2	7- 0				
6- 2	0- 0	0- 0	HOME	0- 1	6- 1	5- 0				
7- 1	0- 0	0- 1	AWAY	1- 0	6- 0	2- 0				
0- 1	0- 0	0- 0	NEUTRAL	0- 0	0- 1	0- 0				

RPI 1-25				RPI 26-50				RPI 51-100 Team's RPI: 74				RPI 101+			
RPI	S	Opponent	Score	RPI	S	Opponent	Score	RPI	S	Opponent	Score	RPI	S	Opponent	Score
2	N	UConn	52 104	30	A	Virginia	74 63	73	H	Toledo	73 54	109	H	George Mason	71 64
20	H	Central Mich.	64 61	33	A	Dayton	70 79	84	H	Fordham	43 51	111	A	ETSU	77 81
								85	A	George Washington	54 53	113	H	Saint Francis (PA)	87 68
												121	A	Saint Louis	76 66
												121	N	Saint Louis	65 71
												131	A	Saint Joseph's	61 42
												131	H	Saint Joseph's	50 69
												153	A	Charlotte	72 75
												169	N	N. C. A&T	73 60
												184	A	Pittsburgh	66 53
												187	A	Davidson	79 54
												196	A	Richmond	78 70
												218	H	Akron	66 60
												244	H	La Salle	78 50
												256	A	St. Bonaventure	76 73
												256	H	St. Bonaventure	73 59
												275	H	Massachusetts	60 57
												280	A	VCU	70 51
												280	H	VCU	80 71
												288	H	Central Conn. St.	83 58
												334	H	Rhode Island	80 71
												340	H	Iona	80 59
												343	A	Winthrop	81 54
-----															
LAST 12 Division I GAMES:															
121	N	Saint Louis	65 71	280	H	VCU	80 71	196	A	Richmond	78 70	33	A	Dayton	70 79
256	A	St. Bonaventure	76 73	131	A	Saint Joseph's	61 42	256	H	St. Bonaventure	73 59	109	H	George Mason	71 64
84	H	Fordham	43 51	109	H	George Mason	71 64	131	A	Saint Joseph's	61 42				
334	H	Rhode Island	80 71												
121	A	Saint Louis	76 66												
131	H	Saint Joseph's	50 69												

Non-Div I Games:

Duquesne



**E  
T  
S  
U**

**ETSU**

ETSU

Page 74



Average RPI Win:	219	WON-LOST	WINNING	LAST 10	STRENGTH OF	OPP. STRENGTH	TEAM	ADJ.	CONF.	ADJ CONF.
Average RPI Loss:	135	RECORD	PCT. RANK	GAMES	SCHEDULE	OF SCHEDULE	RPI	RPI	RPI	RPI
DIV. I ONLY	16- 14	159	6- 4	238	108	194	194	7	7	
DIV. I NON-CONF.	8- 5	111	0- 0	312	340	244	244	7	7	
-----										
TOTALS	RPI 1-25	RPI 26-50	W-L RECORDS	RPI 51-100	RPI 101-999	RPI 201+				
16- 14	0- 2	0- 1	OVERALL	1- 1	15- 10	10- 2				
11- 5	0- 1	0- 0	HOME	1- 0	10- 4	6- 0				
3- 7	0- 0	0- 0	AWAY	0- 1	3- 1	2- 0				
2- 2	0- 0	0- 0	NEUTRAL	0- 0	2- 2	2- 0				
8- 5	0- 0	0- 0	NON-CONFERENCE	0- 0	8- 5	6- 1				
6- 2	0- 0	0- 0	HOME	0- 0	6- 2	4- 0				
1- 1	0- 0	0- 0	AWAY	0- 0	1- 1	1- 1				
1- 2	0- 0	0- 0	NEUTRAL	0- 0	1- 2	1- 0				
8- 9	0- 2	0- 1	CONFERENCE	1- 1	7- 5	4- 1				
5- 3	0- 1	0- 0	HOME	1- 0	4- 2	2- 0				
2- 6	0- 1	0- 1	AWAY	0- 1	2- 3	1- 1				
1- 0	0- 0	0- 0	NEUTRAL	0- 0	1- 0	1- 0				

RPI 1-25				RPI 26-50				RPI 51-100				RPI 101+ Team's RPI: 194			
RPI	S	Opponent	Score	RPI	S	Opponent	Score	RPI	S	Opponent	Score	RPI	S	Opponent	Score
2	H	UConn	35 96	43	A	UCF	54 75	69	A	Houston	81 97	114	A	Cincinnati	79 70
14	A	South Fla.	47 88					69	H	Houston	80 78	114	H	Cincinnati	54 66
												129	A	Tulane	58 64
												146	H	Wichita St.	77 67
												151	H	William & Mary	65 71
												153	H	Charlotte	58 55
												160	N	Jacksonville St.	73 82
												176	N	UTEP	79 93
												179	H	Temple	64 65
												191	A	Memphis	36 72
												191	H	Memphis	75 62
												196	H	Richmond	64 65
												201	H	Norfolk St.	51 46
												205	A	Tulsa	59 57
												205	H	Tulsa	73 67
												212	A	SMU	51 65
												212	H	SMU	76 47
												212	N	SMU	85 74
												255	N	Rider	66 63
												257	A	UNCW	62 66
												271	H	UMES	64 54
												300	A	Kennesaw St.	66 56
												303	H	USC Upstate	66 53
												317	H	N.C. Central	73 61
												344	H	Savannah St.	103 37
LAST 12 Division I GAMES:															
212	N	SMU	85 74	14	A	South Fla.	47 88	212	H	SMU	76 47				
43	A	UCF	54 75	146	H	Wichita St.	77 67	114	A	Cincinnati	79 70				
179	H	Temple	64 65	129	A	Tulane	58 64	69	H	Houston	80 78				
205	A	Tulsa	59 57												
69	A	Houston	81 97												
191	H	Memphis	75 62												

Non-Div I Games:

East Carolina



Average RPI Win:	279	WON-LOST	WINNING	LAST 10	STRENGTH OF	OPP. STRENGTH	TEAM	ADJ.	CONF.	ADJ CONF.
Average RPI Loss:	205	RECORD	PCT. RANK	GAMES	SCHEDULE	OF SCHEDULE	RPI	RPI	RPI	RPI
DIV. I ONLY	3- 26	336	1- 9	293	279	345	345	25	25	
DIV. I NON-CONF.	1- 10	327	0- 0	298	294	346	346	27	27	
-----										
TOTALS	RPI 1-25	RPI 26-50	W-L RECORDS	RPI 51-100	RPI 101-999	RPI 201+				
3- 26	0- 0	0- 0	OVERALL	0- 3	3- 23	2- 13				
3- 11	0- 0	0- 0	HOME	0- 1	3- 10	2- 7				
0- 14	0- 0	0- 0	AWAY	0- 2	0- 12	0- 6				
0- 1	0- 0	0- 0	NEUTRAL	0- 0	0- 1	0- 0				
1- 10	0- 0	0- 0	NON-CONFERENCE	0- 1	1- 9	1- 4				
1- 4	0- 0	0- 0	HOME	0- 0	1- 4	1- 3				
0- 5	0- 0	0- 0	AWAY	0- 1	0- 4	0- 1				
0- 1	0- 0	0- 0	NEUTRAL	0- 0	0- 1	0- 0				
2- 16	0- 0	0- 0	CONFERENCE	0- 2	2- 14	1- 9				
2- 7	0- 0	0- 0	HOME	0- 1	2- 6	1- 4				
0- 9	0- 0	0- 0	AWAY	0- 1	0- 8	0- 5				
0- 0	0- 0	0- 0	NEUTRAL	0- 0	0- 0	0- 0				

RPI 1-25				RPI 26-50				RPI 51-100				RPI 101+ Team's RPI: 345			
RPI	S	Opponent	Score	RPI	S	Opponent	Score	RPI	S	Opponent	Score	RPI	S	Opponent	Score
								58	A	Bel mont	37 59	116	A	Cleveland St.	69 77
								58	H	Bel mont	58 86	118	N	Del aware	37 66
								94	A	Wright St.	46 81	131	A	Saint Joseph's	62 80
												132	H	Northern Ill.	64 93
												155	A	UT Martin	57 85
												155	H	UT Martin	44 72
												160	H	Jacksonville St.	50 59
												161	A	SIUE	52 62
												161	H	SIUE	76 72
												173	A	Northwestern	40 74
												192	A	Morehead St.	81 89
												225	H	North Texas	61 63
												233	A	Southeast Mo. St.	48 51
												233	H	Southeast Mo. St.	54 77
												248	A	Austin Peay	59 69
												248	H	Austin Peay	66 75
												265	H	Bradley	52 67
												294	A	Murray St.	61 72
												294	H	Murray St.	63 70
												298	H	Valparaiso	67 76
												312	H	Tennessee Tech	57 60
												314	A	Eastern Ky.	51 67
												324	A	Fort Wayne	77 93
												328	A	Tennessee St.	68 86
												328	H	Tennessee St.	66 59
												349	H	Evansville	79 52
-----															
				LAST 12 Division I GAMES:											
				161	H	SIUE	76 72	312	H	Tennessee Tech	57 60				
				294	H	Murray St.	63 70	160	H	Jacksonville St.	50 59				
				155	A	UT Martin	57 85	328	A	Tennessee St.	68 86				
				233	A	Southeast Mo. St.	48 51	58	A	Bel mont	37 59				
				248	H	Austin Peay	66 75	233	H	Southeast Mo. St.	54 77				
				161	A	SIUE	52 62	155	H	UT Martin	44 72				

Non-Div I Games:

Eastern III.



Average RPI Win:	264	WON-LOST	WINNING	LAST 10	STRENGTH OF	OPP. STRENGTH	TEAM	ADJ.	CONF.	ADJ CONF.
Average RPI Loss:	185	RECORD	PCT. RANK	GAMES	SCHEDULE	OF SCHEDULE	RPI	RPI	RPI	RPI
DIV. I ONLY	7- 19	285	1- 9	297	233	314	314	25	25	
DIV. I NON-CONF.	2- 6	280	0- 0	313	66	304	304	27	27	
-----										
TOTALS	RPI 1-25	RPI 26-50	W-L RECORDS	RPI 51-100	RPI 101-999	RPI 201+				
7- 19	0- 0	0- 0	OVERALL	0- 3	7- 16	5- 8				
5- 7	0- 0	0- 0	HOME	0- 2	5- 5	3- 2				
2- 12	0- 0	0- 0	AWAY	0- 1	2- 11	2- 6				
0- 0	0- 0	0- 0	NEUTRAL	0- 0	0- 0	0- 0				
2- 6	0- 0	0- 0	NON-CONFERENCE	0- 1	2- 5	2- 2				
1- 2	0- 0	0- 0	HOME	0- 1	1- 1	1- 0				
1- 4	0- 0	0- 0	AWAY	0- 0	1- 4	1- 2				
0- 0	0- 0	0- 0	NEUTRAL	0- 0	0- 0	0- 0				
5- 13	0- 0	0- 0	CONFERENCE	0- 2	5- 11	3- 6				
4- 5	0- 0	0- 0	HOME	0- 1	4- 4	2- 2				
1- 8	0- 0	0- 0	AWAY	0- 1	1- 7	1- 4				
0- 0	0- 0	0- 0	NEUTRAL	0- 0	0- 0	0- 0				

RPI 1-25				RPI 26-50				RPI 51-100				RPI 101+				Team's RPI: 314	
RPI	S	Opponent	Score	RPI	S	Opponent	Score	RPI	S	Opponent	Score	RPI	S	Opponent	Score		
								58	A	Belmont	62	95	109	A	George Mason	41	64
								58	H	Belmont	55	77	114	A	Cincinnati	53	64
								100	H	Ohio	57	69	155	A	UT Martin	49	77
												155	H	UT Martin	54	72	
												160	A	Jacksonville St.	51	65	
												160	H	Jacksonville St.	48	44	
												161	H	SIUE	60	62	
												162	H	Kent St.	57	65	
												192	A	Morehead St.	51	62	
												192	H	Morehead St.	59	56	
												202	A	Bowling Green	60	77	
												217	H	UNCG	70	59	
												218	A	Akron	45	62	
												233	A	Southeast Mo. St.	55	69	
												233	H	Southeast Mo. St.	52	66	
												248	A	Austin Peay	45	59	
												294	A	Murray St.	68	75	
												308	A	Western Caro.	62	59	
												312	A	Tennessee Tech	76	68	
												312	H	Tennessee Tech	55	53	
												328	A	Tennessee St.	58	69	
												328	H	Tennessee St.	58	59	
												345	H	Eastern Ill.	67	51	
-----																	
LAST 12 Division I GAMES:																	
				192	A	Morehead St.	51	62	328	H	Tennessee St.	58	59				
				233	H	Southeast Mo. St.	52	66	58	H	Belmont	55	77				
				328	A	Tennessee St.	58	69	294	A	Murray St.	68	75				
				58	A	Belmont	62	95	248	A	Austin Peay	45	59				
				192	H	Morehead St.	59	56	160	H	Jacksonville St.	48	44				
				155	H	UT Martin	54	72	312	H	Tennessee Tech	55	53				

Non-Div I Games: Ohio Christian 69 45

Eastern Ky.



Average RPI Win:	189	WON-LOST	WINNING	LAST 10	STRENGTH OF	OPP. STRENGTH	TEAM	ADJ.	CONF.	ADJ CONF.
Average RPI Loss:	124	RECORD	PCT. RANK	GAMES	SCHEDULE	OF SCHEDULE	RPI	RPI	RPI	RPI
DIV. I ONLY	9- 19	267	1- 9	126	105	214	214	8	8	
DIV. I NON-CONF.	3- 7	254	0- 0	329	330	309	309	8	8	
-----										
TOTALS	RPI 1-25	RPI 26-50	W-L RECORDS	RPI 51-100	RPI 101-999	RPI 201+				
9- 19	0- 3	0- 3	OVERALL	3- 2	6- 11	4- 4				
5- 6	0- 1	0- 1	HOME	2- 1	3- 3	2- 1				
4- 12	0- 2	0- 2	AWAY	1- 1	3- 7	2- 3				
0- 1	0- 0	0- 0	NEUTRAL	0- 0	0- 1	0- 0				
3- 7	0- 0	0- 1	NON-CONFERENCE	0- 0	3- 6	3- 3				
2- 0	0- 0	0- 0	HOME	0- 0	2- 0	2- 0				
1- 6	0- 0	0- 1	AWAY	0- 0	1- 5	1- 3				
0- 1	0- 0	0- 0	NEUTRAL	0- 0	0- 1	0- 0				
6- 12	0- 3	0- 2	CONFERENCE	3- 2	3- 5	1- 1				
3- 6	0- 1	0- 1	HOME	2- 1	1- 3	0- 1				
3- 6	0- 2	0- 1	AWAY	1- 1	2- 2	1- 0				
0- 0	0- 0	0- 0	NEUTRAL	0- 0	0- 0	0- 0				

RPI 1-25				RPI 26-50				RPI 51-100				RPI 101+ Team's RPI: 214			
RPI	S	Opponent	Score	RPI	S	Opponent	Score	RPI	S	Opponent	Score	RPI	S	Opponent	Score
19	A	Buffalo	92 97	34	A	Ball St.	85 91	73	A	Toledo	69 80	104	A	Western Mich.	66 74
20	A	Central Mich.	82 95	34	H	Ball St.	63 88	73	H	Toledo	70 57	104	H	Western Mich.	69 67
20	H	Central Mich.	72 95	40	A	Minnesota	56 80	83	A	Miami (OH)	74 59	116	A	Cleveland St.	65 77
								83	H	Miami (OH)	69 73	132	A	Northern Ill.	83 76
								100	H	Ohio	73 58	132	H	Northern Ill.	75 84
												144	A	Loyola Marymount	64 73
												162	A	Kent St.	69 76
												162	H	Kent St.	60 67
												171	N	Denver	54 60
												202	A	Bowling Green	54 52
												218	H	Akron	65 77
												237	A	Illinois St.	56 65
												256	A	St. Bonaventure	51 70
												326	A	Detroit Mercy	78 76
												331	A	Ill. -Chicago	70 73
												339	H	Florida A&M	83 61
												342	H	Longwood	73 44
-----															
LAST 12 Division I GAMES:															
34	H	Ball St.	63 88	218	H	Akron	65 77								
104	A	Western Mich.	66 74	34	A	Ball St.	85 91								
132	H	Northern Ill.	75 84	20	H	Central Mich.	72 95								
73	A	Toledo	69 80	19	A	Buffalo	92 97								
20	A	Central Mich.	82 95	83	H	Miami (OH)	69 73								
100	H	Ohio	73 58	132	A	Northern Ill.	83 76								

Non-Div I Games: Rochester College 62 29

Eastern Mich.



Average RPI Win:	232	WON-LOST	WINNING	LAST 10	STRENGTH OF	OPP. STRENGTH	TEAM	ADJ.	CONF.	ADJ CONF.
Average RPI Loss:	105	RECORD	PCT. RANK	GAMES	SCHEDULE	OF SCHEDULE	RPI	RPI	RPI	RPI
DIV. I ONLY	16- 13	141	7- 3	172	147	142	142	19	19	
DIV. I NON-CONF.	4- 7	226	0- 0	54	121	151	151	13	13	
-----										
TOTALS	RPI 1-25	RPI 26-50	W-L RECORDS	RPI 51-100	RPI 101-999	RPI 201+				
16- 13	0- 1	0- 3	OVERALL	0- 2	16- 7	9- 1				
10- 3	0- 0	0- 1	HOME	0- 0	10- 2	4- 0				
5- 9	0- 1	0- 2	AWAY	0- 1	5- 5	5- 1				
1- 1	0- 0	0- 0	NEUTRAL	0- 1	1- 0	0- 0				
4- 7	0- 1	0- 1	NON-CONFERENCE	0- 2	4- 3	2- 0				
2- 2	0- 0	0- 0	HOME	0- 0	2- 2	1- 0				
1- 4	0- 1	0- 1	AWAY	0- 1	1- 1	1- 0				
1- 1	0- 0	0- 0	NEUTRAL	0- 1	1- 0	0- 0				
12- 6	0- 0	0- 2	CONFERENCE	0- 0	12- 4	7- 1				
8- 1	0- 0	0- 1	HOME	0- 0	8- 0	3- 0				
4- 5	0- 0	0- 1	AWAY	0- 0	4- 4	4- 1				
0- 0	0- 0	0- 0	NEUTRAL	0- 0	0- 0	0- 0				

RPI 1-25				RPI 26-50				RPI 51-100				RPI 101+ Team's RPI: 142			
RPI	S	Opponent	Score	RPI	S	Opponent	Score	RPI	S	Opponent	Score	RPI	S	Opponent	Score
7	A	Oregon	40 81	36	A	Gonzaga	45 69	61	A	Purdue	40 65	128	A	Portland St.	60 75
				37	A	Northern Colo.	62 68	80	N	Saint Mary's (CA)	56 76	128	H	Portland St.	64 57
				37	H	Northern Colo.	65 70					133	H	Boise St.	57 61
												139	H	Cal Poly	75 72
												141	A	Fresno St.	56 81
												147	H	Weber St.	77 68
												148	H	Idaho St.	66 64
												150	A	Idaho	71 85
												150	H	Idaho	71 64
												152	H	BYU	69 73
												155	N	UT Martin	61 58
												193	A	North Dakota	79 81
												193	H	North Dakota	74 70
												213	A	Montana St.	74 77
												241	A	Montana	75 72
												267	A	Sacramento St.	83 72
												267	H	Sacramento St.	83 76
												291	A	Air Force	65 63
												307	A	Northern Ariz.	98 83
												307	H	Northern Ariz.	82 62
												321	H	Utah Valley	61 41
												329	A	Southern Utah	70 49
												329	H	Southern Utah	58 41
-----															
LAST 12 Division I GAMES:															
307	A	Northern Ariz.	98 83	150	A	Idaho	71 85								
329	A	Southern Utah	70 49	128	H	Portland St.	64 57								
148	H	Idaho St.	66 64	267	H	Sacramento St.	83 76								
147	H	Weber St.	77 68	37	A	Northern Colo.	62 68								
213	A	Montana St.	74 77	193	A	North Dakota	79 81								
241	A	Montana	75 72	329	H	Southern Utah	58 41								

Non-Div I Games: Multnomah 88 42

Eastern Wash.

Loss, 
Non-Conf, 
S Site, 
H Home
A Away 
N Neutral



Average RPI Win: <b>193</b>	WON-LOST RECORD	WINNING PCT. RANK	LAST 10 GAMES	STRENGTH OF SCHEDULE	OPP. STRENGTH OF SCHEDULE	TEAM RPI	ADJ. RPI	CONF. RPI	ADJ CONF. RPI
Average RPI Loss: <b>74</b>									
DIV. I ONLY	21- 7	46	10- 0	116	124	46	46	10	10
DIV. I NON-CONF.	7- 3	74	0- 0	116	98	54	54	11	11
-----									
TOTALS	RPI 1-25	RPI 26-50	W-L RECORDS	RPI 51-100	RPI 101-999	RPI 201+			
21- 7	0- 2	2- 1	OVERALL	2- 1	17- 3	10- 0			
12- 0	0- 0	1- 0	HOME	1- 0	10- 0	6- 0			
8- 6	0- 0	1- 0	AWAY	0- 0	7- 0	4- 0			
1- 1	0- 1	0- 0	NEUTRAL	1- 0	0- 0	0- 0			
7- 3	0- 2	1- 0	NON-CONFERENCE	1- 0	5- 1	2- 0			
3- 0	0- 0	0- 0	HOME	0- 0	3- 0	2- 0			
3- 2	0- 1	1- 0	AWAY	0- 0	2- 1	0- 0			
1- 1	0- 1	0- 0	NEUTRAL	1- 0	0- 0	0- 0			
14- 4	0- 0	1- 1	CONFERENCE	1- 1	12- 2	8- 0			
9- 0	0- 0	1- 0	HOME	1- 0	7- 0	4- 0			
5- 4	0- 0	0- 1	AWAY	0- 1	5- 2	4- 0			
0- 0	0- 0	0- 0	NEUTRAL	0- 0	0- 0	0- 0			

E  
l  
o  
n

RPI 1-25				RPI 26-50				Team's RPI: 46				RPI 51-100				RPI 101+			
RPI	S	Opponent	Score	RPI	S	Opponent	Score	RPI	S	Opponent	Score	RPI	S	Opponent	Score	RPI	S	Opponent	Score
17	A	NC State	57 70	43	A	UCF	71 57	63	A	James Madi son	67 70	106	A	Wake Forest	51 53				
21	N	Iowa	61 74	45	A	Drexel	56 58	63	H	James Madi son	50 43	118	A	Del aware	66 80				
				45	H	Drexel	70 58	93	N	Al abama	60 55	118	H	Del aware	64 51				
												138	A	Northeastern	65 46				
												138	H	Northeastern	78 71				
												151	A	William & Mary	75 81				
												151	H	William & Mary	82 61				
												169	A	N. C. A&T	90 59				
												182	H	Hampton	82 59				
												187	A	Davi dson	75 58				
												243	A	Hofstra	72 65				
												243	H	Hofstra	80 55				
												257	A	UNCW	58 49				
												257	H	UNCW	75 67				
												263	A	Col . of Charleston	77 55				
												263	H	Col . of Charleston	97 44				
												270	A	Towson	71 45				
												270	H	Towson	84 61				
												317	H	N. C. Central	78 50				
												343	H	Winthrop	98 37				
LAST 12 Division I GAMES:																			
257	A	UNCW	58 49	45	H	Drexel	70 58												
151	H	William & Mary	82 61	63	H	James Madi son	50 43												
243	H	Hofstra	80 55	263	A	Col . of Charleston	77 55												
138	A	Northeastern	65 46	270	A	Towson	71 45												
243	A	Hofstra	72 65	45	A	Drexel	56 58												
263	H	Col . of Charleston	97 44	118	H	Del aware	64 51												



Average RPI Win:	294	WON-LOST	WINNING	LAST 10	STRENGTH OF	OPP. STRENGTH	TEAM	ADJ.	CONF.	ADJ CONF.
Average RPI Loss:	211	RECORD	PCT. RANK	GAMES	SCHEDULE	OF SCHEDULE	RPI	RPI	RPI	RPI

DIV. I ONLY	1- 26	348	0- 10	309	280	349	349	23	23
DIV. I NON-CONF.	1- 8	313	0- 0	321	341	347	347	21	21
-----									
TOTALS	RPI 1-25	RPI 26-50	W-L RECORDS	RPI 51-100	RPI 101-999	RPI 201+			
1- 26	0- 0	0- 0	OVERALL	0- 6	1- 20	1- 15			
1- 10	0- 0	0- 0	HOME	0- 2	1- 8	1- 5			
0- 16	0- 0	0- 0	AWAY	0- 1	0- 4	0- 3			
0- 0	0- 0	0- 0	NEUTRAL	0- 0	0- 0	0- 0			
1- 8	0- 0	0- 0	NON-CONFERENCE	0- 2	1- 6	1- 5			
1- 1	0- 0	0- 0	HOME	0- 0	1- 1	1- 0			
0- 7	0- 0	0- 0	AWAY	0- 2	0- 5	0- 5			
0- 0	0- 0	0- 0	NEUTRAL	0- 0	0- 0	0- 0			
0- 18	0- 0	0- 0	CONFERENCE	0- 4	0- 14	0- 10			
0- 9	0- 0	0- 0	HOME	0- 2	0- 7	0- 5			
0- 9	0- 0	0- 0	AWAY	0- 2	0- 7	0- 5			
0- 0	0- 0	0- 0	NEUTRAL	0- 0	0- 0	0- 0			

RPI 1-25	RPI 26-50	RPI 51-100	RPI 101+	Team's RPI: 349
RPI S Opponent Score	RPI S Opponent Score	RPI S Opponent Score	RPI S Opponent Score	
		57 A Western Ky. 54 92	135 A UNI 41 65	
		72 A Drake 66 107	135 H UNI 60 85	
		72 H Drake 50 101	170 A Southern Ill. 41 66	
		86 A Kentucky 62 100	170 H Southern Ill. 62 74	
		96 A Missouri St. 51 97	192 H Morehead St. 75 82	
		96 H Missouri St. 65 95	233 A Southeast Mo. St. 65 74	
			237 A Illinois St. 44 70	
			237 H Illinois St. 43 67	
			248 A Austin Peay 73 82	
			260 A Indiana St. 48 56	
			260 H Indiana St. 57 66	
			265 A Bradley 47 92	
			265 H Bradley 59 117	
			294 H Murray St. 89 81	
			298 A Valparaiso 59 101	
			298 H Valparaiso 54 67	
			305 A Loyola Chicago 63 82	
			305 H Loyola Chicago 47 60	
			315 A Alabama A&M 56 70	
			331 A Ill. -Chicago 77 96	
			345 A Eastern Ill. 52 79	
LAST 12 Division I GAMES:				
170 A Southern Ill. 41 66	135 H UNI 60 85			
96 A Missouri St. 51 97	72 H Drake 50 101			
298 H Valparaiso 54 67	260 H Indiana St. 57 66			
305 H Loyola Chicago 47 60	305 A Loyola Chicago 63 82			
237 A Illinois St. 44 70	298 A Valparaiso 59 101			
265 A Bradley 47 92	265 H Bradley 59 117			

Non-Div I Games: Oakland City 96 59 Westminster (MO) 79 53



FGCU				Through Games Of March 3, 2018							
Average RPI Win:		211	WON-LOST RECORD	WINNING PCT. RANK	LAST 10 GAMES	STRENGTH OF SCHEDULE	OPP. STRENGTH OF SCHEDULE	TEAM RPI	ADJ. RPI	CONF. RPI	ADJ CONF. RPI
Average RPI Loss:		102									
DIV. I ONLY			25- 4	10	9- 1	214	180	52	52	24	24
DIV. I NON-CONF.			11- 3	45	0- 0	64	48	27	27	22	22
-----											
TOTALS		RPI 1-25		RPI 26-50	W-L RECORDS	RPI 51-100	RPI 101-999		RPI 201+		
25- 4		1- 1		1- 0	OVERALL	4- 1	19- 2		14- 1		
13- 0		0- 0		1- 0	HOME	3- 0	9- 0		7- 0		
10- 2		0- 0		0- 0	AWAY	1- 0	9- 0		7- 0		
2- 2		1- 1		0- 0	NEUTRAL	0- 1	1- 0		0- 0		
11- 3		1- 1		1- 0	NON-CONFERENCE	2- 1	7- 1		4- 0		
5- 0		0- 0		1- 0	HOME	2- 0	2- 0		1- 0		
4- 1		0- 0		0- 0	AWAY	0- 0	4- 1		3- 0		
2- 2		1- 1		0- 0	NEUTRAL	0- 1	1- 0		0- 0		
14- 1		0- 0		0- 0	CONFERENCE	2- 0	12- 1		10- 1		
8- 0		0- 0		0- 0	HOME	1- 0	7- 0		6- 0		
6- 1		0- 0		0- 0	AWAY	1- 0	5- 1		4- 1		
0- 0		0- 0		0- 0	NEUTRAL	0- 0	0- 0		0- 0		

RPI 1-25				RPI 26-50				RPI 51-100 Team's RPI: 52				RPI 101+			
RPI	S	Opponent	Score	RPI	S	Opponent	Score	RPI	S	Opponent	Score	RPI	S	Opponent	Score
6	N	Ohio St.	62 104	32	H	South Dakota St.	87 78	51	H	Harvard	65 56	105	A	Chattanooga	61 68
23	N	DePaul	89 84					58	N	Belmont	65 75	161	H	SIUE	66 49
								86	H	Kentucky	70 64	162	N	Kent St.	80 62
								98	A	Jacksonville	65 63	189	A	Siena	63 50
								98	H	Jacksonville	63 58	199	A	Stetson	74 60
												199	H	Stetson	80 40
												218	A	Akron	82 63
												234	H	Illinois	85 61
												239	A	North Florida	73 75
												239	H	North Florida	67 52
												253	A	Abilene Christian	94 55
												261	A	Lipscomb	68 54
												261	H	Lipscomb	88 52
												300	A	Kennesaw St.	78 57
												300	H	Kennesaw St.	78 51
												301	A	FIU	88 52
												303	A	USC Upstate	88 44
												303	H	USC Upstate	93 60
												338	A	NJIT	89 43
												338	H	NJIT	83 62
												338	H	NJIT	90 66
-----															
LAST 12 Division I GAMES:															
338	H	NJIT	83 62	239	H	North Florida	67 52								
199	A	Stetson	74 60	98	A	Jacksonville	65 63								
300	H	Kennesaw St.	78 51	239	A	North Florida	73 75								
261	H	Lipscomb	88 52	98	H	Jacksonville	63 58								
338	A	NJIT	89 43	261	A	Lipscomb	68 54								
303	A	USC Upstate	88 44	300	A	Kennesaw St.	78 57								

Non-Div I Games: Southeastern (FL) 76 66 Ave Maria 99 35 Fla. Memorial 82 43

FGCU

Loss, Non-Conf, S Site, H Home A Away N Neutral



Average RPI Win:	235	WON-LOST	WINNING	LAST 10	STRENGTH OF	OPP. STRENGTH	TEAM	ADJ.	CONF.	ADJ CONF.
Average RPI Loss:	176	RECORD	PCT. RANK	GAMES	SCHEDULE	OF SCHEDULE	RPI	RPI	RPI	RPI
DIV. I ONLY	8- 21	282	2- 8	195	225	301	301	18	18	
DIV. I NON-CONF.	3- 10	285	0- 0	240	264	319	319	20	20	
-----										
TOTALS	RPI 1-25	RPI 26-50	W-L RECORDS	RPI 51-100	RPI 101-999	RPI 201+				
8- 21	0- 1	0- 1	OVERALL	0- 3	8- 16	6- 9				
7- 10	0- 1	0- 0	HOME	0- 2	7- 7	5- 3				
1- 11	0- 0	0- 1	AWAY	0- 1	1- 9	1- 6				
0- 0	0- 0	0- 0	NEUTRAL	0- 0	0- 0	0- 0				
3- 10	0- 1	0- 1	NON-CONFERENCE	0- 1	3- 7	3- 4				
3- 6	0- 1	0- 0	HOME	0- 1	3- 4	3- 2				
0- 4	0- 0	0- 1	AWAY	0- 0	0- 3	0- 2				
0- 0	0- 0	0- 0	NEUTRAL	0- 0	0- 0	0- 0				
5- 11	0- 0	0- 0	CONFERENCE	0- 2	5- 9	3- 5				
4- 4	0- 0	0- 0	HOME	0- 1	4- 3	2- 1				
1- 7	0- 0	0- 0	AWAY	0- 1	1- 6	1- 4				
0- 0	0- 0	0- 0	NEUTRAL	0- 0	0- 0	0- 0				

RPI 1-25				RPI 26-50				RPI 51-100				RPI 101+				Team's RPI: 301
RPI	S	Opponent	Score	RPI	S	Opponent	Score	RPI	S	Opponent	Score	RPI	S	Opponent	Score	
14	H	South Fla.	52 82	48	A	Miami (FL)	69 77	52	H	FGCU	52 88	103	H	Middle Tenn.	59 63	
								57	A	Western Ky.	47 101	107	H	Rice	68 58	
								81	H	UAB	61 71	108	A	Georgetown	56 77	
												124	H	Louisiana Tech	57 54	
												130	H	Bethune-Cookman	59 77	
												153	A	Charlotte	57 80	
												165	H	Clemson	65 67	
												176	A	UTEP	70 86	
												176	H	UTEP	76 77	
												207	A	Southern Miss.	74 70	
												221	A	Fla. Atlantic	63 67	
												221	H	Fla. Atlantic	86 65	
												225	H	North Texas	46 92	
												259	A	Howard	62 69	
												264	A	UTSA	66 69	
												277	A	Morgan St.	51 62	
												282	H	North Dakota St.	68 71	
												283	A	Old Dominion	60 68	
												289	H	Vermont	80 70	
												291	H	Air Force	70 69	
												313	A	Marshall	75 78	
												313	H	Marshall	67 54	
												315	H	Alabama A&M	51 58	
												325	H	Charleston So.	77 70	
LAST 12 Division I GAMES:																
207	A	Southern Miss.	74 70	225	H	North Texas	46 92	153	A	Charlotte	57 80					
176	A	UTEP	70 86	283	A	Old Dominion	60 68	313	A	Marshall	75 78					
221	A	Fla. Atlantic	63 67	81	H	UAB	61 71	124	H	Louisiana Tech	57 54					
221	H	Fla. Atlantic	86 65													
264	A	UTSA	66 69													
103	H	Middle Tenn.	59 63													

Non-Div I Games:

FIU



Average RPI Win:	287	WON-LOST	WINNING	LAST 10	STRENGTH OF	OPP. STRENGTH	TEAM	ADJ.	CONF.	ADJ CONF.
Average RPI Loss:	177	RECORD	PCT. RANK	GAMES	SCHEDULE	OF SCHEDULE	RPI	RPI	RPI	RPI
DIV. I ONLY	13- 17	214	5- 5	326	283	269	269	28	28	
DIV. I NON-CONF.	3- 8	268	0- 0	299	230	306	306	25	25	
-----										
TOTALS	RPI 1-25	RPI 26-50	W-L RECORDS	RPI 51-100	RPI 101-999	RPI 201+				
13- 17	0- 0	0- 3	OVERALL	0- 0	13- 14	12- 5				
8- 5	0- 0	0- 2	HOME	0- 0	8- 3	7- 1				
5- 10	0- 0	0- 1	AWAY	0- 0	5- 9	5- 3				
0- 2	0- 0	0- 0	NEUTRAL	0- 0	0- 2	0- 1				
3- 8	0- 0	0- 1	NON-CONFERENCE	0- 0	3- 7	3- 1				
2- 2	0- 0	0- 1	HOME	0- 0	2- 1	2- 0				
1- 5	0- 0	0- 0	AWAY	0- 0	1- 5	1- 1				
0- 1	0- 0	0- 0	NEUTRAL	0- 0	0- 1	0- 0				
10- 9	0- 0	0- 2	CONFERENCE	0- 0	10- 7	9- 4				
6- 3	0- 0	0- 1	HOME	0- 0	6- 2	5- 1				
4- 5	0- 0	0- 1	AWAY	0- 0	4- 4	4- 2				
0- 1	0- 0	0- 0	NEUTRAL	0- 0	0- 1	0- 1				

RPI 1-25				RPI 26-50				RPI 51-100				RPI 101+				Team's RPI: 269	
RPI	S	Opponent	Score	RPI	S	Opponent	Score	RPI	S	Opponent	Score	RPI	S	Opponent	Score		
26	H	Villanova	44 73									123	A	Seton Hall	61 80		
41	A	Quinnipiac	45 77									138	A	Northeastern	43 63		
41	H	Quinnipiac	39 58									151	A	William & Mary	47 57		
												167	A	Marist	63 71		
												167	H	Marist	34 48		
												175	N	New Hampshire	61 71		
												189	A	Siena	40 51		
												189	H	Siena	44 43		
												196	H	Richmond	67 72		
												197	A	Lehigh	53 56		
												204	A	Boston College	66 58		
												231	H	Niagara	59 53		
												255	A	Rider	68 57		
												255	H	Rider	45 61		
												255	N	Rider	64 71		
												262	A	Manhattan	44 55		
												262	H	Manhattan	55 52		
												284	A	Monmouth	65 73		
												284	H	Monmouth	61 55		
												286	A	Canisius	56 52		
												297	H	Mt. St. Mary's	76 65		
												334	A	Rhode Island	47 62		
												340	A	Iona	78 68		
												340	H	Iona	59 39		
												347	A	Saint Peter's	62 40		
												347	H	Saint Peter's	62 41		
												348	H	UMass Lowell	78 67		
LAST 12 Division I GAMES:																	
255	N	Rider	64 71	262	A	Manhattan	44 55										
340	H	Iona	59 39	340	A	Iona	78 68										
284	A	Monmouth	65 73	262	H	Manhattan	55 52										
347	A	Saint Peter's	62 40	41	H	Quinnipiac	39 58										
189	H	Siena	44 43	255	A	Rider	68 57										
167	H	Marist	34 48	189	A	Siena	40 51										

Non-Div I Games:

Fairfield



Average RPI Win:	296	WON-LOST	WINNING	LAST 10	STRENGTH OF	OPP. STRENGTH	TEAM	ADJ.	CONF.	ADJ CONF.
Average RPI Loss:	207	RECORD	PCT. RANK	GAMES	SCHEDULE	OF SCHEDULE	RPI	RPI	RPI	RPI
DIV. I ONLY	14- 13	166	4- 6	346	333	285	285	29	29	
DIV. I NON-CONF.	7- 3	74	0- 0	344	338	242	242	29	29	
-----										
TOTALS	RPI 1-25	RPI 26-50	W-L RECORDS	RPI 51-100	RPI 101-999	RPI 201+				
14- 13	0- 0	0- 1	OVERALL	0- 0	14- 12	13- 7				
8- 7	0- 0	0- 0	HOME	0- 0	8- 7	7- 4				
6- 6	0- 0	0- 1	AWAY	0- 0	6- 5	6- 3				
0- 0	0- 0	0- 0	NEUTRAL	0- 0	0- 0	0- 0				
7- 3	0- 0	0- 1	NON-CONFERENCE	0- 0	7- 2	6- 1				
5- 1	0- 0	0- 0	HOME	0- 0	5- 1	4- 0				
2- 2	0- 0	0- 1	AWAY	0- 0	2- 1	2- 1				
0- 0	0- 0	0- 0	NEUTRAL	0- 0	0- 0	0- 0				
7- 10	0- 0	0- 0	CONFERENCE	0- 0	7- 10	7- 6				
3- 6	0- 0	0- 0	HOME	0- 0	3- 6	3- 4				
4- 4	0- 0	0- 0	AWAY	0- 0	4- 4	4- 2				
0- 0	0- 0	0- 0	NEUTRAL	0- 0	0- 0	0- 0				

RPI 1-25				RPI 26-50				RPI 51-100				RPI 101+ Team's RPI: 285			
RPI	S	Opponent	Score	RPI	S	Opponent	Score	RPI	S	Opponent	Score	RPI	S	Opponent	Score
				38	A	Rutgers	35 101					113	A	Saint Francis (PA)	61 80
												113	H	Saint Francis (PA)	56 80
												134	A	Robert Morris	49 62
												134	H	Robert Morris	68 77
												163	H	Army West Point	58 56
												185	H	Stony Brook	51 56
												257	H	Sacred Heart	69 59
												259	A	Howard	65 68
												266	A	St. Francis Brooklyn	70 62
												266	H	St. Francis Brooklyn	45 58
												274	A	LIU Brooklyn	61 49
												274	H	LIU Brooklyn	53 62
												284	H	Monmouth	78 61
												287	H	Colgate	61 51
												288	A	Central Conn. St.	56 76
												288	H	Central Conn. St.	78 49
												293	A	Bryant	77 69
												293	H	Bryant	48 65
												297	A	Mt. St. Mary's	52 55
												297	H	Mt. St. Mary's	53 55
												330	A	Wagner	74 64
												330	H	Wagner	62 61
												338	A	NJIT	74 70
												342	A	Longwood	72 52
												347	H	Saint Peter's	69 59
												348	H	UMass Lowell	60 51
LAST 12 Division I GAMES:															
				266	H	St. Francis Brooklyn	45 58					288	A	Central Conn. St.	56 76
				274	H	LIU Brooklyn	53 62					293	A	Bryant	77 69
				113	A	Saint Francis (PA)	61 80					274	A	LIU Brooklyn	61 49
				134	A	Robert Morris	49 62					266	A	St. Francis Brooklyn	70 62
				330	H	Wagner	62 61					257	H	Sacred Heart	69 59
				297	H	Mt. St. Mary's	53 55					288	H	Central Conn. St.	78 49

Non-Div I Games: Rutgers-Newark 76 40

Fairleigh Dickinson



Average RPI Win:	260	WON-LOST	WINNING	LAST 10	STRENGTH OF	OPP. STRENGTH	TEAM	ADJ.	CONF.	ADJ CONF.
Average RPI Loss:	156	RECORD	PCT. RANK	GAMES	SCHEDULE	OF SCHEDULE	RPI	RPI	RPI	RPI

DIV. I ONLY	13- 14	191	3- 7	250	234	221	221	18	18
DIV. I NON-CONF.	6- 5	153	0- 0	283	296	225	225	20	20
-----									
TOTALS	RPI 1-25	RPI 26-50	W-L RECORDS	RPI 51-100	RPI 101-999	RPI 201+			
13- 14	0- 0	0- 1	OVERALL	0- 3	13- 10	11- 5			
9- 5	0- 0	0- 1	HOME	0- 0	9- 4	7- 2			
4- 8	0- 0	0- 0	AWAY	0- 3	4- 5	4- 2			
0- 1	0- 0	0- 0	NEUTRAL	0- 0	0- 1	0- 1			
6- 5	0- 0	0- 1	NON-CONFERENCE	0- 1	6- 3	6- 2			
4- 2	0- 0	0- 1	HOME	0- 0	4- 1	4- 1			
2- 2	0- 0	0- 0	AWAY	0- 1	2- 1	2- 0			
0- 1	0- 0	0- 0	NEUTRAL	0- 0	0- 1	0- 1			
7- 9	0- 0	0- 0	CONFERENCE	0- 2	7- 7	5- 3			
5- 3	0- 0	0- 0	HOME	0- 0	5- 3	3- 1			
2- 6	0- 0	0- 0	AWAY	0- 2	2- 4	2- 2			
0- 0	0- 0	0- 0	NEUTRAL	0- 0	0- 0	0- 0			

RPI 1-25	RPI 26-50	RPI 51-100	RPI 101+	Team's RPI: 221
RPI S Opponent Score	RPI S Opponent Score	RPI S Opponent Score	RPI S Opponent Score	
	50 H Mercer 55 66	57 A Western Ky. 63 82	103 H Middle Tenn. 65 69	
		59 A Nebraska 69 86	107 H Rice 53 67	
		81 A UAB 57 90	124 H Louisiana Tech 86 72	
			143 A Colorado 69 76	
			153 A Charlotte 69 83	
			176 A UTEP 70 75	
			176 H UTEP 72 66	
			202 N Bowling Green 55 66	
			207 H Southern Miss. 89 74	
			225 H North Texas 51 65	
			239 H North Florida 83 75	
			249 H Grand Canyon 73 77	
			260 A Indiana St. 66 58	
			264 A UTSA 99 65	
			266 H St. Francis Brooklyn 80 60	
			279 H UMKC 65 55	
			283 A Old Dominion 54 59	
			301 A FIU 65 86	
			301 H FIU 67 63	
			306 A Georgia St. 82 50	
			313 A Marshall 62 55	
			313 H Marshall 79 59	
			332 H Delaware St. 90 67	
LAST 12 Division I GAMES:				
153 A Charlotte 69 83	225 H North Texas 51 65			
313 A Marshall 62 55	103 H Middle Tenn. 65 69			
301 H FIU 67 63	57 A Western Ky. 63 82			
207 H Southern Miss. 89 74	81 A UAB 57 90			
301 A FIU 65 86	264 A UTSA 99 65			
283 A Old Dominion 54 59	124 H Louisiana Tech 86 72			

Non-Div I Games:

Fla. Atlantic



Average RPI Win:	200	WON-LOST	WINNING	LAST 10	STRENGTH OF	OPP. STRENGTH	TEAM	ADJ.	CONF.	ADJ CONF.
Average RPI Loss:	67	RECORD	PCT. RANK	GAMES	SCHEDULE	OF SCHEDULE	RPI	RPI	RPI	RPI
DIV. I ONLY	11- 19	246	1- 9	56	48	174	174	2	2	
DIV. I NON-CONF.	8- 5	111	0- 0	194	137	177	177	2	2	
-----										
TOTALS	RPI 1-25	RPI 26-50	W-L RECORDS	RPI 51-100	RPI 101-999	RPI 201+				
11- 19	0- 8	1- 3	OVERALL	1- 2	9- 6	4- 1				
7- 10	0- 4	0- 2	HOME	1- 2	6- 2	3- 1				
2- 7	0- 4	1- 1	AWAY	0- 0	1- 2	0- 0				
2- 2	0- 0	0- 0	NEUTRAL	0- 0	2- 2	1- 0				
8- 5	0- 2	1- 0	NON-CONFERENCE	1- 0	6- 3	4- 1				
5- 4	0- 2	0- 0	HOME	1- 0	4- 2	3- 1				
1- 0	0- 0	1- 0	AWAY	0- 0	0- 0	0- 0				
2- 1	0- 0	0- 0	NEUTRAL	0- 0	2- 1	1- 0				
3- 14	0- 6	0- 3	CONFERENCE	0- 2	3- 3	0- 0				
2- 6	0- 2	0- 2	HOME	0- 2	2- 0	0- 0				
1- 7	0- 4	0- 1	AWAY	0- 0	1- 2	0- 0				
0- 1	0- 0	0- 0	NEUTRAL	0- 0	0- 1	0- 0				

RPI	S	Opponent	Score	RPI	S	Opponent	Score	RPI	S	Opponent	Score	RPI	S	Opponent	Score	Team's RPI: 174
3	A	Mississippi St.	53 90	27	A	Georgia	43 63	86	H	Kentucky	53 56	101	A	Auburn	55 84	
3	H	Mississippi St.	50 98	27	H	Georgia	57 66	93	H	Alabama	54 63	105	H	Chattanooga	60 65	
6	H	Ohio St.	77 103	28	H	LSU	59 66	98	H	Jacksonville	69 59	131	H	Saint Joseph's	71 51	
8	H	Florida St.	54 84	31	A	Oklahoma	80 61					145	A	Arkansas	65 51	
9	H	Tennessee	42 70									149	H	Vanderbilt	88 71	
12	A	South Carolina	57 64									159	A	Ole Miss	75 78	
15	A	Texas A&M	80 85									159	H	Ole Miss	61 60	
22	A	Missouri	64 66									159	N	Ole Miss	43 48	
												196	N	Richmond	87 80	
												199	N	Stetson	71 85	
												209	H	Arkansas St.	69 70	
												306	H	Georgia St.	82 66	
												313	H	Marshall	74 69	
												332	H	Delaware St.	85 51	
												344	N	Savannah St.	90 40	
-----																
LAST 12 Division I GAMES:																
159	N	Ole Miss	43 48	3	H	Mississippi St.	50 98									
27	A	Georgia	43 63	22	A	Missouri	64 66									
9	H	Tennessee	42 70	27	H	Georgia	57 66									
149	H	Vanderbilt	88 71	3	A	Mississippi St.	53 90									
15	A	Texas A&M	80 85	159	H	Ole Miss	61 60									
12	A	South Carolina	57 64	145	A	Arkansas	65 51									

Non-Div I Games:

Florida



Average RPI Win:	310	WON-LOST	WINNING	LAST 10	STRENGTH OF	OPP. STRENGTH	TEAM	ADJ.	CONF.	ADJ CONF.
Average RPI Loss:	222	RECORD	PCT. RANK	GAMES	SCHEDULE	OF SCHEDULE	RPI	RPI	RPI	RPI
DIV. I ONLY	5- 23	326	2- 8	336	316	339	339	30	30	
DIV. I NON-CONF.	1- 11	331	0- 0	328	198	343	343	30	30	
-----										
TOTALS	RPI 1-25	RPI 26-50	W-L RECORDS	RPI 51-100	RPI 101-999	RPI 201+				
5- 23	0- 0	0- 0	OVERALL	0- 3	5- 20	5- 15				
3- 7	0- 0	0- 0	HOME	0- 0	3- 7	3- 5				
2- 15	0- 0	0- 0	AWAY	0- 3	2- 12	2- 9				
0- 1	0- 0	0- 0	NEUTRAL	0- 0	0- 1	0- 1				
1- 11	0- 0	0- 0	NON-CONFERENCE	0- 3	1- 8	1- 8				
0- 2	0- 0	0- 0	HOME	0- 0	0- 2	0- 2				
1- 8	0- 0	0- 0	AWAY	0- 3	1- 5	1- 5				
0- 1	0- 0	0- 0	NEUTRAL	0- 0	0- 1	0- 1				
4- 12	0- 0	0- 0	CONFERENCE	0- 0	4- 12	4- 7				
3- 5	0- 0	0- 0	HOME	0- 0	3- 5	3- 3				
1- 7	0- 0	0- 0	AWAY	0- 0	1- 7	1- 4				
0- 0	0- 0	0- 0	NEUTRAL	0- 0	0- 0	0- 0				

RPI 1-25				RPI 26-50				RPI 51-100				RPI 101+				Team's RPI: 339
RPI	S	Opponent	Score	RPI	S	Opponent	Score	RPI	S	Opponent	Score	RPI	S	Opponent	Score	
								83	A	Miami (OH)	33 73	130	A	Bethune-Cookman	42 44	
								91	A	Kansas St.	57 81	130	H	Bethune-Cookman	42 62	
								93	A	Alabama	55 91	169	H	N. C. A&T	52 73	
												182	A	Hampton	65 66	
												201	A	Norfolk St.	49 70	
												214	A	Eastern Mich.	61 83	
												220	A	Xavier	52 70	
												226	N	A&M-Corpus Christi	55 58	
												239	H	North Florida	68 77	
												242	A	Omaha	73 78	
												250	A	Texas Tech	63 82	
												257	H	Sacred Heart	68 73	
												259	A	Howard	65 76	
												259	H	Howard	74 59	
												271	A	UMES	70 87	
												277	A	Morgan St.	56 61	
												277	H	Morgan St.	44 59	
												308	A	Western Caro.	80 63	
												309	A	UTRGV	38 51	
												317	H	N. C. Central	84 81	
												319	A	Coppin St.	56 62	
												323	H	South Carolina St.	49 82	
												332	A	Delaware St.	73 65	
												332	H	Delaware St.	59 54	
												344	H	Savannah St.	47 65	
LAST 12 Division I GAMES:																
				130	H	Bethune-Cookman	42 62	271	A	UMES	70 87					
				323	H	South Carolina St.	49 82	259	A	Howard	65 76					
				169	H	N. C. A&T	52 73	344	H	Savannah St.	47 65					
				332	A	Delaware St.	73 65	201	A	Norfolk St.	49 70					
				277	H	Morgan St.	44 59	182	A	Hampton	65 66					
				317	H	N. C. Central	84 81	332	H	Delaware St.	59 54					

Non-Div I Games: Lynn 74 37

Florida A&amp;M



Average RPI Win:	118	WON-LOST	WINNING	LAST 10	STRENGTH OF	OPP. STRENGTH	TEAM	ADJ.	CONF.	ADJ CONF.
Average RPI Loss:	14	RECORD	PCT. RANK	GAMES	SCHEDULE	OF SCHEDULE	RPI	RPI	RPI	RPI
DIV. I ONLY	25- 6	23	7- 3	12	16	8	8	1	1	
DIV. I NON-CONF.	12- 1	6	0- 0	28	95	5	5	1	1	
-----										
TOTALS	RPI 1-25	RPI 26-50	W-L RECORDS	RPI 51-100	RPI 101-999	RPI 201+				
25- 6	2- 5	5- 1	OVERALL	5- 0	13- 0	4- 0				
13- 1	0- 1	2- 0	HOME	4- 0	7- 0	3- 0				
11- 4	2- 3	2- 1	AWAY	1- 0	6- 0	1- 0				
1- 1	0- 1	1- 0	NEUTRAL	0- 0	0- 0	0- 0				
12- 1	1- 1	1- 0	NON-CONFERENCE	3- 0	7- 0	3- 0				
6- 0	0- 0	0- 0	HOME	2- 0	4- 0	2- 0				
6- 1	1- 1	1- 0	AWAY	1- 0	3- 0	1- 0				
0- 0	0- 0	0- 0	NEUTRAL	0- 0	0- 0	0- 0				
13- 5	1- 4	4- 1	CONFERENCE	2- 0	6- 0	1- 0				
7- 1	0- 1	2- 0	HOME	2- 0	3- 0	1- 0				
5- 3	1- 2	1- 1	AWAY	0- 0	3- 0	0- 0				
1- 1	0- 1	1- 0	NEUTRAL	0- 0	0- 0	0- 0				

RPI 1-25				RPI 26-50				RPI 51-100				RPI 101+			
RPI	S	Opponent	Score	RPI	S	Opponent	Score	RPI	S	Opponent	Score	RPI	S	Opponent	Score
1	H	Notre Dame	69 100	30	H	Vi rgi ni a	77 62	53	H	Ari zona St.	77 66	106	A	Wake Forest	81 79
1	N	Notre Dame	80 90	35	A	Syracuse	69 76	63	A	James Madi son	79 63	119	H	North Carolina	103 65
5	A	Loui sville	50 49	47	A	Creighton	92 82	67	H	Vi rgi ni a Tech	107 62	156	H	Samford	87 62
11	A	Texas	72 87	48	A	Mi ami (FL)	91 71	68	H	Georgi a Tech	64 61	160	A	Jacksonville St.	75 51
17	A	NC State	56 65	48	H	Mi ami (FL)	105 67	98	H	Jacksonvi lle	82 50	165	A	Cl emson	69 47
18	A	Duke	66 79	48	N	Mi ami (FL)	73 69					165	H	Cl emson	91 43
21	A	Iowa	94 93									174	A	Fl ori da	84 54



Average RPI Win:	191	WON-LOST	WINNING	LAST 10	STRENGTH OF	OPP. STRENGTH	TEAM	ADJ.	CONF.	ADJ CONF.
Average RPI Loss:	92	RECORD	PCT. RANK	GAMES	SCHEDULE	OF SCHEDULE	RPI	RPI	RPI	RPI
DIV. I ONLY	22- 9	63	6- 4	154	107	84	84	12	12	
DIV. I NON-CONF.	9- 4	82	0- 0	123	70	71	71	10	10	
-----										
TOTALS	RPI 1-25	RPI 26-50	W-L RECORDS	RPI 51-100	RPI 101-999	RPI 201+				
22- 9	0- 1	1- 2	OVERALL	5- 2	16- 4	9- 1				
14- 3	0- 1	1- 1	HOME	3- 0	10- 1	6- 0				
8- 5	0- 0	0- 1	AWAY	2- 2	6- 2	3- 1				
0- 1	0- 0	0- 0	NEUTRAL	0- 0	0- 1	0- 0				
9- 4	0- 1	1- 0	NON-CONFERENCE	3- 2	5- 1	3- 1				
7- 1	0- 1	1- 0	HOME	2- 0	4- 0	2- 0				
2- 3	0- 0	0- 0	AWAY	1- 2	1- 1	1- 1				
0- 0	0- 0	0- 0	NEUTRAL	0- 0	0- 0	0- 0				
13- 5	0- 0	0- 2	CONFERENCE	2- 0	11- 3	6- 0				
7- 2	0- 0	0- 1	HOME	1- 0	6- 1	4- 0				
6- 2	0- 0	0- 1	AWAY	1- 0	5- 1	2- 0				
0- 1	0- 0	0- 0	NEUTRAL	0- 0	0- 1	0- 0				

RPI 1-25				RPI 26-50				RPI 51-100				Team's RPI : 84				RPI 101+			
RPI	S	Opponent	Score	RPI	S	Opponent	Score	RPI	S	Opponent	Score	RPI	S	Opponent	Score	RPI	S	Opponent	Score
10	H	UCLA	30 67	33	A	Dayton	54 79	66	H	UC Davis	70 62	109	A	George Mason	67 62				
				33	H	Dayton	62 63	70	A	St. John's (NY)	67 64	121	A	Saint Louis	85 91				
				37	H	Northern Colo.	48 33	74	A	Duquesne	51 43	121	H	Saint Louis	66 63				
								75	A	Albany (NY)	52 59	131	H	Saint Joseph's	50 52				
								85	H	George Washington	61 50	131	N	Saint Joseph's	49 52				
								89	H	Bucknell	71 62	140	H	Hartford	69 44				
								92	A	Penn St.	60 65	184	H	Pittsburgh	58 55				
												187	A	Davidson	58 45				
												187	H	Davidson	66 58				
												196	A	Richmond	43 38				
												204	A	Boston College	52 55				
												244	H	La Salle	66 45				
												256	H	St. Bonaventure	72 48				
												262	A	Manhattan	54 48				
												275	A	Massachusetts	62 51				
												280	A	VCU	64 54				
												322	H	UMBC	55 46				
												334	H	Rhode Island	75 53				
												334	H	Rhode Island	76 64				
												340	H	Iona	78 48				
-----																			
										LAST 12 Division I GAMES:									
				131	N	Saint Joseph's	49 52	187	A	Davidson	58 45								
				334	H	Rhode Island	75 53	334	H	Rhode Island	76 64								
				131	H	Saint Joseph's	50 52	121	A	Saint Louis	85 91								
				74	A	Duquesne	51 43	109	A	George Mason	67 62								
				33	A	Dayton	54 79	256	H	St. Bonaventure	72 48								
				244	H	La Salle	66 45	196	A	Richmond	43 38								

Non-Div I Games:

Fordham

Loss, 
Non-Conf, 
S Site, 
H Home
A Away 
N Neutral



Average RPI Win: 297

Average RPI Loss: 158

WON-LOST  
RECORDWINNING  
PCT. RANKLAST 10  
GAMESSTRENGTH OF  
SCHEDULEOPP. STRENGTH  
OF SCHEDULETEAM  
RPIADJ.  
RPICONF.  
RPIADJ CONF.  
RPIDIV. I ONLY  
DIV. I NON-CONF.3- 22  
2- 8332  
2900- 10  
0- 0153  
296220  
311324  
337324  
33713  
1613  
16

TOTALS

RPI 1-25

RPI 26-50

W-L RECORDS

RPI 51-100

RPI 101-999

RPI 201+

3- 22

0- 0

0- 3

OVERALL

0- 6

3- 13

3- 8

3- 8

0- 0

0- 1

HOME

0- 2

3- 5

3- 2

0- 13

0- 0

0- 2

AWAY

0- 3

0- 8

0- 6

0- 1

0- 0

0- 0

NEUTRAL

0- 1

0- 0

0- 0

2- 8

0- 0

0- 1

NON-CONFERENCE

0- 1

2- 6

2- 5

2- 2

0- 0

0- 0

HOME

0- 0

2- 2

2- 1

0- 6

0- 0

0- 1

AWAY

0- 1

0- 4

0- 4

0- 0

0- 0

0- 0

NEUTRAL

0- 0

0- 0

0- 0

1- 14

0- 0

0- 2

CONFERENCE

0- 5

1- 7

1- 3

1- 6

0- 0

0- 1

HOME

0- 2

1- 3

1- 1

0- 7

0- 0

0- 1

AWAY

0- 2

0- 4

0- 2

0- 1

0- 0

0- 0

NEUTRAL

0- 1

0- 0

0- 0

RPI 1-25

RPI 26-50

RPI 51-100

RPI 101+



Team's RPI: 324



RPI S Opponent Score



RPI S Opponent Score



RPI S Opponent Score



RPI S Opponent Score



32  South Dakota St. 49  105


32  South Dakota St. 55  77



39  Michigan 45  77



58  Belmont 42  74



64  South Dakota 43  85



64  South Dakota 60  79



64 N South Dakota 32  83



97  Western Ill. 44  91



97  Western Ill. 64  100



117  Milwaukee 48  60



171  Denver 65  86



171  Denver 55  73



178  Oral Roberts 45  66


178  Oral Roberts 48  73



220  Xavier 50  62



228  Coastal Caro. 58  67



234  Illinois 50  64


242  Omaha 61  77



242  Omaha 76 65


282  North Dakota St. 56  72

282  North Dakota St. 52  66




298  Valparaiso 50  68





305  Loyola Chicago 79 70





331  Ill. -Chicago 51  67





345  Eastern Ill. 93 77





LAST 12 Division I GAMES:




64 N South Dakota 32  83 178  Oral Roberts 45  66

32  South Dakota St. 55  77 32  South Dakota St. 49  105

282  North Dakota St. 52  66 282  North Dakota St. 56  72

242  Omaha 61  77 97  Western Ill. 44  91

64  South Dakota 60  79 64  South Dakota 43  85

171  Denver 65  86 242  Omaha 76 65

Non-Div I Games:

Quincy

73 72

Maryville (MO)

70


 76

Findlay

55

 75

Fort Wayne

 Loss,  Non-Conf, S Site,  Home  Away N Neutral



Average RPI Win:	201	WON-LOST	WINNING	LAST 10	STRENGTH OF	OPP. STRENGTH	TEAM	ADJ.	CONF.	ADJ CONF.
Average RPI Loss:	148	RECORD	PCT. RANK	GAMES	SCHEDULE	OF SCHEDULE	RPI	RPI	RPI	RPI
DIV. I ONLY	16- 13	141	6- 4	149	156	141	141	16	16	
DIV. I NON-CONF.	5- 6	187	0- 0	118	255	181	181	14	14	
-----										
TOTALS	RPI 1-25	RPI 26-50	W-L RECORDS	RPI 51-100	RPI 101-999	RPI 201+				
16- 13	0- 0	0- 0	OVERALL	2- 5	14- 8	8- 4				
11- 4	0- 0	0- 0	HOME	1- 3	10- 1	6- 1				
5- 9	0- 0	0- 0	AWAY	1- 2	4- 7	2- 3				
0- 0	0- 0	0- 0	NEUTRAL	0- 0	0- 0	0- 0				
5- 6	0- 0	0- 0	NON-CONFERENCE	0- 1	5- 5	1- 2				
4- 2	0- 0	0- 0	HOME	0- 1	4- 1	1- 1				
1- 4	0- 0	0- 0	AWAY	0- 0	1- 4	0- 1				
0- 0	0- 0	0- 0	NEUTRAL	0- 0	0- 0	0- 0				
11- 7	0- 0	0- 0	CONFERENCE	2- 4	9- 3	7- 2				
7- 2	0- 0	0- 0	HOME	1- 2	6- 0	5- 0				
4- 5	0- 0	0- 0	AWAY	1- 2	3- 3	2- 2				
0- 0	0- 0	0- 0	NEUTRAL	0- 0	0- 0	0- 0				

RPI 1-25				RPI 26-50				RPI 51-100				RPI 101+ Team's RPI: 141			
RPI	S	Opponent	Score	RPI	S	Opponent	Score	RPI	S	Opponent	Score	RPI	S	Opponent	Score
								53	H	Arizona St.	49 81	120	A	Colorado St.	75 64
								78	A	Wyoming	57 74	120	H	Colorado St.	56 45
								78	H	Wyoming	60 47	127	A	San Francisco	62 70
								82	A	New Mexico	75 88	133	A	Boise St.	66 75
								82	H	New Mexico	89 93	137	A	Texas St.	59 76
								87	A	UNLV	74 72	142	H	Eastern Wash.	81 56
								87	H	UNLV	58 73	147	H	Weber St.	81 78
												166	A	UT Arlington	54 67
												177	H	Pacific	81 70
												200	A	UC Santa Barbara	64 57
												206	A	Nevada	73 90
												206	H	Nevada	68 55
												216	A	CSUN	72 85
												241	H	Montana	61 58
												247	H	UC Riverside	56 68
												268	A	San Diego St.	66 60
												268	H	San Diego St.	64 53
												281	H	San Jose St.	81 71
												291	A	Air Force	64 58
												291	H	Air Force	64 48
												304	A	Utah St.	52 60
												304	H	Utah St.	57 56
-----															
LAST 12 Division I GAMES:															
								82	H	New Mexico	89 93	78	H	Wyoming	60 47
								78	A	Wyoming	57 74	206	H	Nevada	68 55
								87	H	UNLV	58 73	291	H	Air Force	64 48
								120	A	Colorado St.	75 64	304	A	Utah St.	52 60
								281	H	San Jose St.	81 71	87	A	UNLV	74 72
								268	A	San Diego St.	66 60	268	H	San Diego St.	64 53

Non-Div I Games:

Fresno St.



Average RPI Win: 224  
Average RPI Loss: 153

WON-LOST  
RECORD

WINNING  
PCT. RANK

LAST 10  
GAMES

STRENGTH OF  
SCHEDULE

OPP. STRENGTH  
OF SCHEDULE

TEAM  
RPI

ADJ.  
RPI

CONF.  
RPI

ADJ CONF.  
RPI

DIV. I ONLY	14- 13	166	4- 5	269	138	190	190	17	17
DIV. I NON-CONF.	7- 5	132	0- 0	295	171	171	171	17	17
-----									
TOTALS	RPI 1-25	RPI 26-50	W-L RECORDS	RPI 51-100	RPI 101-999	RPI 201+			
14- 13	0- 0	0- 3	OVERALL	1- 0	13- 10	9- 5			
9- 2	0- 0	0- 1	HOME	0- 0	9- 1	6- 0			
4- 9	0- 0	0- 0	AWAY	0- 0	4- 3	3- 2			
1- 2	0- 0	0- 0	NEUTRAL	1- 0	0- 2	0- 1			
7- 5	0- 0	0- 1	NON-CONFERENCE	1- 0	6- 4	5- 3			
4- 0	0- 0	0- 0	HOME	0- 0	4- 0	3- 0			
2- 4	0- 0	0- 1	AWAY	0- 0	2- 3	2- 2			
1- 1	0- 0	0- 0	NEUTRAL	1- 0	0- 1	0- 1			
7- 8	0- 0	0- 2	CONFERENCE	0- 0	7- 6	4- 2			
5- 2	0- 0	0- 1	HOME	0- 0	5- 1	3- 0			
2- 5	0- 0	0- 1	AWAY	0- 0	2- 4	1- 2			
0- 1	0- 0	0- 0	NEUTRAL	0- 0	0- 1	0- 0			

RPI S Opponent	Score	RPI S Opponent	Score	RPI S Opponent	Score	RPI S Opponent	Score	Team's RPI: 190
27 A Georgi a	44 79	100 N Ohio	70 68	105 A Chattanooga	50 45	105 H Chattanooga	58 57	
50 A Mercer	53 65			111 A ETSU	46 56	111 H ETSU	57 69	
50 H Mercer	64 86			119 A North Carolina	56 84	156 A Samford	58 62	
				156 H Samford	45 41	156 N Samford	58 59	
				187 H Davidson	65 62	217 A UNCG	74 76	
				217 H UNCG	55 54	220 N Xavier	62 75	
				224 A UNC Asheville	71 63	227 A Gardner-Webb	57 71	
				245 A Presbyterian	75 76	257 H UNCW	76 71	
				263 H Col. of Charleston	72 58	300 H Kennesaw St.	78 59	
				302 A Wofford	48 79	302 H Wofford	63 57	
				303 A USC Upstate	80 59	308 A Western Caro.	68 59	
				308 H Western Caro.	66 46	308 H Western Caro.	66 46	
LAST 12 Division I GAMES:								
156 N Samford	58 59	156 A Samford	58 62	50 A Mercer	53 65	302 A Wofford	48 79	
302 H Wofford	63 57	302 A Wofford	48 79	105 H Chattanooga	58 57	111 H ETSU	57 69	
111 A ETSU	46 56	111 H ETSU	57 69	217 A UNCG	74 76			
105 A Chattanooga	50 45							
308 H Western Caro.	66 46							
217 H UNCG	55 54							

Non-Div I Games: Pfeiffer 102 51 Bob Jones 93 46 Converse 80 41

Furman



Average RPI Win:	275	WON-LOST	WINNING	LAST 10	STRENGTH OF	OPP. STRENGTH	TEAM	ADJ.	CONF.	ADJ CONF.
Average RPI Loss:	178	RECORD	PCT. RANK	GAMES	SCHEDULE	OF SCHEDULE	RPI	RPI	RPI	RPI
DIV. I ONLY	3- 24	334	2- 8	155	311	327	327	22	22	
DIV. I NON-CONF.	1- 8	313	0- 0	127	335	291	291	23	23	
-----										
TOTALS	RPI 1-25	RPI 26-50	W-L RECORDS	RPI 51-100	RPI 101-999	RPI 201+				
3- 24	0- 0	0- 2	OVERALL	0- 4	3- 18	2- 8				
2- 12	0- 0	0- 0	HOME	0- 3	2- 9	1- 4				
1- 12	0- 0	0- 2	AWAY	0- 1	1- 9	1- 4				
0- 0	0- 0	0- 0	NEUTRAL	0- 0	0- 0	0- 0				
1- 8	0- 0	0- 2	NON-CONFERENCE	0- 2	1- 4	1- 2				
0- 5	0- 0	0- 0	HOME	0- 2	0- 3	0- 2				
1- 3	0- 0	0- 2	AWAY	0- 0	1- 1	1- 0				
0- 0	0- 0	0- 0	NEUTRAL	0- 0	0- 0	0- 0				
2- 16	0- 0	0- 0	CONFERENCE	0- 2	2- 14	1- 6				
2- 7	0- 0	0- 0	HOME	0- 1	2- 6	1- 2				
0- 9	0- 0	0- 0	AWAY	0- 1	0- 8	0- 4				
0- 0	0- 0	0- 0	NEUTRAL	0- 0	0- 0	0- 0				

RPI	S	Opponent	Score	RPI	S	Opponent	Score	RPI	S	Opponent	Score	RPI	S	Opponent	Score	Team's RPI: 327
43	A	UCF	38 62	76	H	IUPUI	52 72	137	A	Texas St.	51 60	137	H	Texas St.	56 81	
50	A	Mercer	45 72	93	H	Alabama	36 84	158	H	Louisiana	48 58	164	A	South Ala.	52 79	
				95	A	Little Rock	52 92	164	H	South Ala.	74 81	166	A	UT Arlington	49 70	
				95	H	Little Rock	34 64	166	H	UT Arlington	73 68	169	A	N.C. A&T	49 60	
								180	A	Troy	47 88	180	H	Troy	80 95	
								185	H	Stony Brook	49 68	209	A	Arkansas St.	48 69	
								209	H	Arkansas St.	62 71	228	A	Coastal Caro.	51 54	
								273	A	Appalachian St.	56 87	300	H	Kennesaw St.	58 60	
								306	A	Georgia St.	56 71	306	H	Georgia St.	58 66	
								323	A	South Carolina St.	61 58	337	H	La.-Monroe	75 45	
								344	H	Savannah St.	67 71					
LAST 12 Division I GAMES:																
180	H	Troy	80 95	337	H	La.-Monroe	75 45	209	A	Arkansas St.	48 69	95	A	Little Rock	52 92	
164	H	South Ala.	74 81	166	H	UT Arlington	73 68	137	A	Texas St.	56 81	306	A	Georgia St.	56 71	
137	A	Texas St.	51 60	137	H	Texas St.	56 81	158	H	Louisiana	48 58					
166	A	UT Arlington	49 70													
306	H	Georgia St.	58 66													
158	H	Louisiana	48 58													

Non-Div I Games: Coastal Ga. 68 63 Thomas (GA) 79 51

Ga. Southern



Average RPI Win:	275	WON-LOST	WINNING	LAST 10	STRENGTH OF	OPP. STRENGTH	TEAM	ADJ.	CONF.	ADJ CONF.
Average RPI Loss:	174	RECORD	PCT. RANK	GAMES	SCHEDULE	OF SCHEDULE	RPI	RPI	RPI	RPI
DIV. I ONLY	15- 12	137	4- 6	320	303	227	227	27	27	
DIV. I NON-CONF.	7- 2	51	0- 0	301	219	125	125	28	28	
-----										
TOTALS	RPI 1-25	RPI 26-50	W-L RECORDS	RPI 51-100	RPI 101-999	RPI 201+				
15- 12	0- 0	0- 1	OVERALL	0- 3	15- 8	10- 6				
9- 5	0- 0	0- 1	HOME	0- 1	9- 3	6- 3				
6- 7	0- 0	0- 0	AWAY	0- 0	6- 3	4- 1				
0- 0	0- 0	0- 0	NEUTRAL	0- 0	0- 0	0- 0				
7- 2	0- 0	0- 1	NON-CONFERENCE	0- 1	7- 0	4- 0				
4- 1	0- 0	0- 1	HOME	0- 0	4- 0	3- 0				
3- 1	0- 0	0- 0	AWAY	0- 1	3- 0	1- 0				
0- 0	0- 0	0- 0	NEUTRAL	0- 0	0- 0	0- 0				
8- 10	0- 0	0- 0	CONFERENCE	0- 2	8- 8	6- 6				
5- 4	0- 0	0- 0	HOME	0- 1	5- 3	3- 3				
3- 6	0- 0	0- 0	AWAY	0- 1	3- 5	3- 3				
0- 0	0- 0	0- 0	NEUTRAL	0- 0	0- 0	0- 0				

RPI 1-25				RPI 26-50				RPI 51-100				RPI 101+				Team's RPI: 227
RPI	S	Opponent	Score	RPI	S	Opponent	Score	RPI	S	Opponent	Score	RPI	S	Opponent	Score	
				43	H	UCF	30 65	86	A	Kentucky	34 72	136	A	Radford	46 66	
								88	A	Liberty	41 59	136	H	Radford	69 53	
								88	H	Liberty	60 85	187	A	Davi dson	70 65	
												190	H	Furman	71 57	
												192	A	Morehead St.	68 60	
												195	A	High Point	80 83	
												195	H	High Point	54 47	
												224	A	UNC Asheville	60 62	
												224	H	UNC Asheville	60 61	
												245	A	Presbyteri an	69 72	
												245	H	Presbyteri an	50 60	
												254	A	Campbel l	55 63	
												254	H	Campbel l	44 73	
												297	A	Mt. St. Mary's	75 67	
												302	H	Wofford	73 55	
												303	H	USC Upstate	60 39	
												308	H	Western Caro.	70 67	
												325	A	Charleston So.	75 59	
												325	H	Charleston So.	68 52	
												342	A	Longwood	61 54	
												342	H	Longwood	52 41	
												343	A	Wi nthrop	66 59	
												343	H	Wi nthrop	68 55	
LAST 12 Division I GAMES:																
				224	A	UNC Asheville	60 62	343	H	Wi nthrop	68 55					
				254	A	Campbel l	55 63	88	A	Liberty	41 59					
				195	H	High Point	54 47	136	A	Radford	46 66					
				245	H	Presbyteri an	50 60	224	H	UNC Asheville	60 61					
				325	A	Charleston So.	75 59	343	A	Wi nthrop	66 59					
				342	H	Longwood	52 41	254	H	Campbel l	44 73					

Non-Div I Games: Montreat 83 26 Pfeiffer 72 53 Converse 82 59

Gardner-Webb

Loss, Non-Conf, S Site, H Home A Away N Neutral



Average RPI Win:	236	WON-LOST	WINNING	LAST 10	STRENGTH OF	OPP. STRENGTH	TEAM	ADJ.	CONF.	ADJ CONF.
Average RPI Loss:	77	RECORD	PCT. RANK	GAMES	SCHEDULE	OF SCHEDULE	RPI	RPI	RPI	RPI
DIV. I ONLY	23- 9	60	7- 3	266	135	109	109	12	12	
DIV. I NON-CONF.	11- 3	45	0- 0	263	259	87	87	10	10	
-----										
TOTALS	RPI 1-25	RPI 26-50	W-L RECORDS	RPI 51-100	RPI 101-999	RPI 201+				
23- 9	0- 0	0- 2	OVERALL	2- 6	21- 1	17- 0				
16- 2	0- 0	0- 0	HOME	1- 2	15- 0	12- 0				
6- 6	0- 0	0- 0	AWAY	0- 1	6- 1	5- 0				
1- 1	0- 0	0- 0	NEUTRAL	1- 1	0- 0	0- 0				
11- 3	0- 0	0- 1	NON-CONFERENCE	2- 1	9- 1	9- 0				
9- 0	0- 0	0- 0	HOME	1- 0	8- 0	8- 0				
1- 3	0- 0	0- 1	AWAY	0- 1	1- 1	1- 0				
1- 0	0- 0	0- 0	NEUTRAL	1- 0	0- 0	0- 0				
12- 6	0- 0	0- 1	CONFERENCE	0- 5	12- 0	8- 0				
7- 2	0- 0	0- 0	HOME	0- 2	7- 0	4- 0				
5- 3	0- 0	0- 1	AWAY	0- 2	5- 0	4- 0				
0- 1	0- 0	0- 0	NEUTRAL	0- 1	0- 0	0- 0				

RPI	S	Opponent	Score	RPI	S	Opponent	Score	RPI	S	Opponent	Score	RPI	S	Opponent	Score	Team's RPI: 109
33	A	Dayton	66 71	56	H	American	71 53	121	H	Saint Louis	81 72	244	A	La Salle	69 56	
39	A	Michigan	61 75	69	A	Houston	73 82	131	A	Saint Joseph's	65 57	244	H	La Salle	65 55	
				72	N	Drake	87 75	143	A	Colorado	61 76	256	A	St. Bonaventure	76 63	
				74	A	Duquesne	64 71	187	H	Davidson	74 61	256	H	St. Bonaventure	78 63	
				84	H	Fordham	62 67	196	H	Richmond	77 56	256	H	St. Bonaventure	89 79	
				85	A	George Washington	52 62	233	H	Southeast Mo. St.	57 38	271	H	UMES	82 68	
				85	H	George Washington	61 65	237	H	Illinois St.	56 37	274	H	LIU Brooklyn	73 70	
				85	N	George Washington	59 64	238	A	Loyola Maryland	80 72	275	H	Massachusetts	71 60	
								244	A	La Salle	69 56	280	A	VCU	65 42	
								244	H	La Salle	65 55	283	H	Old Dominion	66 53	
								256	A	St. Bonaventure	76 63	314	H	Eastern Ky.	64 41	
								256	H	St. Bonaventure	78 63	322	H	UMBC	58 38	
								271	H	UMES	82 68	334	A	Rhode Island	92 53	
								274	H	LIU Brooklyn	73 70	342	H	Longwood	60 41	
								275	H	Massachusetts	71 60					
								280	A	VCU	65 42					
								283	H	Old Dominion	66 53					
								314	H	Eastern Ky.	64 41					
								322	H	UMBC	58 38					
								334	A	Rhode Island	92 53					
								342	H	Longwood	60 41					
-----																
LAST 12 Division I GAMES:																
85	N	George Washington	59 64	275	H	Massachusetts	71 60									
256	H	St. Bonaventure	89 79	85	H	George Washington	61 65									
244	H	La Salle	65 55	131	A	Saint Joseph's	65 57									
33	A	Dayton	66 71	256	A	St. Bonaventure	76 63									
256	H	St. Bonaventure	78 63	84	H	Fordham	62 67									
280	A	VCU	65 42	121	H	Saint Louis	81 72									

Non-Div I Games:

George Mason







Average RPI Win: 176		WON-LOST RECORD	WINNING PCT. RANK	LAST 10 GAMES	STRENGTH OF SCHEDULE	OPP. STRENGTH OF SCHEDULE	TEAM RPI	ADJ. RPI	CONF. RPI	ADJ. CONF. RPI
Loss: 63										
DIV. I ONLY		14- 14	178	6- 4	92	42	108	108	6	6
DIV. I NON-CONF.		5- 5	170	0- 0	231	36	166	166	6	6
TOTALS		RPI 1-25	RPI 26-50	W-L RECORDS		RPI 51-100	RPI 101-999	RPI 201+		
14- 14	2- 3		1- 4	OVERALL		0- 3	11- 4	8- 0		
7- 5	1- 1		1- 2	HOME		0- 1	5- 1	4- 0		
6- 7	1- 2		0- 2	AWAY		0- 2	5- 1	4- 0		
1- 2	0- 0		0- 0	NEUTRAL		0- 0	1- 2	0- 0		
5- 5	0- 1		0- 1	NON-CONFERENCE		0- 1	5- 2	4- 0		
2- 1	0- 0		0- 1	HOME		0- 0	2- 0	2- 0		
2- 2	0- 1		0- 0	AWAY		0- 1	2- 0	2- 0		
1- 2	0- 0		0- 0	NEUTRAL		0- 0	1- 2	0- 0		
9- 9	2- 2		1- 3	CONFERENCE		0- 2	6- 2	4- 0		
5- 4	1- 1		1- 1	HOME		0- 1	3- 1	2- 0		
4- 5	1- 1		0- 2	AWAY		0- 1	3- 1	2- 0		
0- 0	0- 0		0- 0	NEUTRAL		0- 0	0- 0	0- 0		

RPI 1-25					
RPI	S	Opponent	Score		
17	A	NC State	49	63	
23	A	DePaul	86	85	
23	H	DePaul	62	78	
24	A	Marquette	68	71	
24	H	Marquette	85	58	
RPI 26-50					
RPI	S	Opponent	Score		
26	A	Villanova	67	68	
26	H	Villanova	58	60	
40	H	Minnesota	63	73	
47	A	Creighton	58	69	
47	H	Creighton	70	67	
RPI 51-100					
RPI	S	Opponent	Score		
70	A	St. John's (NY)	41	64	
70	H	St. John's (NY)	63	71	
85	A	George Washington	54	65	
Team's RPI : 108					
RPI	S	Opponent	Score		
101	N	Auburn	40	60	
105	N	Chattanooga	41	54	
122	A	Butler	63	52	
122	H	Butler	57	66	
123	A	Seton Hall	65	70	
123	H	Seton Hall	71	52	
173	N	Northwestern	55	54	
215	A	Providence	75	43	
215	H	Providence	74	48	
220	A	Xavier	65	48	
220	H	Xavier	65	60	
238	A	Loyola Maryland	72	54	
259	H	Howard	93	41	
280	A	VCU	71	59	
301	H	FIU	77	56	
LAST 12 Division I GAMES:					
215	H	Providence	74	48	
47	H	Creighton	70	67	
24	A	Marquette	68	71	
23	A	DePaul	86	85	
70	H	St. John's (NY)	63	71	
123	H	Seton Hall	71	52	
26	A	Villanova	67	68	
220	A	Xavier	65	48	
122	A	Butler	63	52	
23	H	DePaul	62	78	
24	H	Marquette	85	58	
123	A	Seton Hall	65	70	

### Non-Div I Games:

Georgetown



Average RPI Win:	145	WON-LOST	WINNING	LAST 10	STRENGTH OF	OPP. STRENGTH	TEAM	ADJ.	CONF.	ADJ CONF.
Average RPI Loss:	13	RECORD	PCT. RANK	GAMES	SCHEDULE	OF SCHEDULE	RPI	RPI	RPI	RPI
DIV. I ONLY	25- 6	23	6- 4	58	43	27	27	2	2	
DIV. I NON-CONF.	12- 1	6	0- 0	119	153	30	30	2	2	
-----										
TOTALS	RPI 1-25	RPI 26-50	W-L RECORDS	RPI 51-100	RPI 101-999	RPI 201+				
25- 6	3- 5	2- 1	OVERALL	4- 0	16- 0	5- 0				
14- 3	1- 3	0- 0	HOME	2- 0	11- 0	5- 0				
10- 2	1- 1	2- 1	AWAY	2- 0	5- 0	0- 0				
1- 1	1- 1	0- 0	NEUTRAL	0- 0	0- 0	0- 0				
12- 1	0- 1	2- 0	NON-CONFERENCE	2- 0	8- 0	5- 0				
8- 1	0- 1	0- 0	HOME	2- 0	6- 0	5- 0				
4- 0	0- 0	2- 0	AWAY	0- 0	2- 0	0- 0				
0- 0	0- 0	0- 0	NEUTRAL	0- 0	0- 0	0- 0				
13- 5	3- 4	0- 1	CONFERENCE	2- 0	8- 0	0- 0				
6- 2	1- 2	0- 0	HOME	0- 0	5- 0	0- 0				
6- 2	1- 1	0- 1	AWAY	2- 0	3- 0	0- 0				
1- 1	1- 1	0- 0	NEUTRAL	0- 0	0- 0	0- 0				

RPI 1-25				RPI 26-50				RPI 51-100				RPI 101+			
RPI	S	Opponent	Score	RPI	S	Opponent	Score	RPI	S	Opponent	Score	RPI	S	Opponent	Score
3	H	Mississippi St.	62 86	28	A	LSU	60 71	68	H	Georgia Tech	60 53	101	H	Auburn	60 48
9	A	Tennessee	46 62	30	A	Virginia	64 61	86	A	Kentucky	56 42	145	H	Arkansas	78 65
11	H	Texas	53 81	50	A	Mercer	72 54	93	A	Alabama	49 43	149	A	Vanderbilt	81 52
12	H	South Carolina	65 77					94	H	Wright St.	87 71	149	H	Vanderbilt	67 55
12	N	South Carolina	49 71									152	A	BYU	79 63
15	A	Texas A&M	92 84									159	A	Ole Miss	66 52
22	H	Missouri	62 50									159	H	Ole Miss	69 45
22	N	Missouri	55 41									169	A	N.C. A&T	73 63
												174	A	Florida	66 57
												174	H	Florida	63 43
												190	H	Furman	79 44
												239	H	North Florida	75 37
												259	H	Howard	87 47
												302	H	Wofford	95 56
												308	H	Western Caro.	76 50
												312	H	Tennessee Tech	56 48
LAST 12 Division I GAMES:															
				12	N	South Carolina	49 71	9	A	Tennessee	46 62				
				22	N	Missouri	55 41	149	H	Vanderbilt	67 55				
				174	H	Florida	63 43	159	H	Ole Miss	69 45				
				93	A	Alabama	49 43	28	A	LSU	60 71				
				159	A	Ole Miss	66 52	174	A	Florida	66 57				
				12	H	South Carolina	65 77	22	H	Missouri	62 50				



Average RPI Win:	269	WON-LOST	WINNING	LAST 10	STRENGTH OF	OPP. STRENGTH	TEAM	ADJ.	CONF.	ADJ CONF.
Average RPI Loss:	165	RECORD	PCT. RANK	GAMES	SCHEDULE	OF SCHEDULE	RPI	RPI	RPI	RPI
DIV. I ONLY	6- 21	312	3- 7	187	242	306	306	22	22	
DIV. I NON-CONF.	2- 7	286	0- 0	186	102	282	282	23	23	
-----										
TOTALS	RPI 1-25	RPI 26-50	W-L RECORDS	RPI 51-100	RPI 101-999	RPI 201+				
6- 21	0- 1	0- 0	OVERALL	0- 4	6- 16	4- 7				
5- 8	0- 0	0- 0	HOME	0- 2	5- 6	3- 2				
1- 13	0- 0	0- 0	AWAY	0- 0	1- 1	1- 0				
0- 0	0- 0	0- 0	NEUTRAL	0- 0	0- 0	0- 0				
2- 7	0- 1	0- 0	NON-CONFERENCE	0- 2	2- 4	1- 3				
2- 2	0- 0	0- 0	HOME	0- 1	2- 1	1- 1				
0- 5	0- 1	0- 0	AWAY	0- 1	0- 3	0- 2				
0- 0	0- 0	0- 0	NEUTRAL	0- 0	0- 0	0- 0				
4- 14	0- 0	0- 0	CONFERENCE	0- 2	4- 12	3- 4				
3- 6	0- 0	0- 0	HOME	0- 1	3- 5	2- 1				
1- 8	0- 0	0- 0	AWAY	0- 1	1- 7	1- 3				
0- 0	0- 0	0- 0	NEUTRAL	0- 0	0- 0	0- 0				

RPI 1-25				RPI 26-50				RPI 51-100				RPI 101+				Team's RPI: 306
RPI	S	Opponent	Score	RPI	S	Opponent	Score	RPI	S	Opponent	Score	RPI	S	Opponent	Score	
3	A	Mississippi St.	50 106					57	H	Western Ky.	63 74	137	A	Texas St.	40 62	
								68	A	Georgia Tech	51 75	137	H	Texas St.	63 83	
								95	A	Little Rock	47 54	158	H	Louisiana	60 75	
								95	H	Little Rock	50 65	160	H	Jacksonville St.	55 41	
												164	A	South Ala.	52 88	
												164	H	South Ala.	69 70	
												166	A	UT Arlington	57 62	
												166	H	UT Arlington	76 81	
												174	A	Florida	66 82	
												180	A	Troy	86 90	
												180	H	Troy	85 78	
												209	A	Arkansas St.	63 76	
												209	H	Arkansas St.	58 75	
												221	H	Fla. Atlantic	50 82	
												228	A	Coastal Caro.	49 64	
												257	A	UNCW	62 74	
												273	A	Appalachian St.	62 77	
												280	H	VCU	61 56	
												300	A	Kennesaw St.	61 71	
												327	A	Ga. Southern	66 58	
												327	H	Ga. Southern	71 56	
												337	H	La. -Monroe	70 57	
LAST 12 Division I GAMES:																
164	H	South Ala.	69 70	158	H	Louisiana	60 75									
180	H	Troy	85 78	95	A	Little Rock	47 54									
166	A	UT Arlington	57 62	209	A	Arkansas St.	63 76									
137	A	Texas St.	40 62	137	H	Texas St.	63 83									
327	A	Ga. Southern	66 58	166	H	UT Arlington	76 81									
337	H	La. -Monroe	70 57	327	H	Ga. Southern	71 56									

Non-Div I Games: Allen 101 56 North Greenville 91 89

Georgia St.



Average RPI		Win: 174	WON-LOST RECORD	WINNING PCT. RANK	LAST 10 GAMES	STRENGTH OF SCHEDULE	OPP. STRENGTH OF SCHEDULE	TEAM RPI	ADJ. RPI	CONF. RPI	ADJ. CONF. RPI
Loss: 33											
DIV. I ONLY			18- 13	121	5- 5	34	34	68	68	1	1
DIV. I NON-CONF.			11- 2	22	0- 0	88	205	32	32	1	1
TOTALS		RPI 1-25		RPI 26-50		W-L RECORDS	RPI 51-100	RPI 101-999		RPI 201+	
18- 13	0- 7			2- 4		OVERALL	2- 1	14- 1		7- 0	
13- 3	0- 2			1- 1		HOME	1- 0	11- 0		6- 0	
3- 8	0- 4			1- 2		AWAY	0- 1	2- 1		1- 0	
2- 2	0- 1			0- 1		NEUTRAL	1- 0	1- 0		0- 0	
11- 2	0- 1			1- 1		NON-CONFERENCE	2- 0	8- 0		6- 0	
8- 0	0- 0			0- 0		HOME	1- 0	7- 0		5- 0	
2- 1	0- 0			1- 1		AWAY	0- 0	1- 0		1- 0	
1- 1	0- 1			0- 0		NEUTRAL	1- 0	0- 0		0- 0	
7- 11	0- 6			1- 3		CONFERENCE	0- 1	6- 1		1- 0	
5- 3	0- 2			1- 1		HOME	0- 0	4- 0		1- 0	
1- 7	0- 4			0- 1		AWAY	0- 1	1- 1		0- 0	
1- 1	0- 0			0- 1		NEUTRAL	0- 0	1- 0		0- 0	

RPI 1-25				RPI 26-50				RPI 51-100				Team's RPI : 68				RPI 101+			
RPI	S	Opponent	Score	RPI	S	Opponent	Score	RPI	S	Opponent	Score	RPI	S	Opponent	Score	RPI	S	Opponent	Score
1	A	Notre Dame	69 85	27	A	Georgi a	53 60	60	N	Penn	69 55	103	H	Mi ddl e Tenn.	48 45				
1	H	Notre Dame	54 77	29	A	Pri nceton	67 56	61	H	Purdue	68 55	106	H	Wake Forest	79 67				
4	N	Bayl or	57 80	30	H	Vi rgi ni a	56 62	67	A	Vi rgi ni a Tech	62 68	119	H	North Caroli na	79 61				
5	H	Loui sville	71 74	30	N	Vi rgi ni a	58 60					165	A	Cl emson	60 48				
8	A	Flori da St.	61 64	35	A	Syracuse	77 88					165	H	Cl emson	66 33				
17	A	NC State	43 56	48	H	Mi ami (FL)	70 51					165	N	Cl emson	61 52				
18	A	Duke	59 77									166	H	UT Arlingt on	80 52				
												184	A	Pi ttsburgh	62 68				
												204	H	Boston Colle ge	67 43				
												207	H	Southern Mi ss.	63 44				
												273	A	Appal achian St.	75 41				
												300	H	Kennesaw St.	86 48				
												306	H	Georgi a St.	75 51				
												323	H	South Caroli na St.	86 40				
												325	H	Charle ston So.	78 51				
LAST 12 Division I GAMES:																			
				30	N	Vi rgi ni a	58 60	204	H	Boston Colle ge	67 43								
				165	N	Cl emson	61 52	165	A	Cl emson	60 48								
				8	A	Flori da St.	61 64	18	A	Duke	59 77								
				48	H	Mi ami (FL)	70 51	30	H	Vi rgi ni a	56 62								
				119	H	North Caroli na	79 61	67	A	Vi rgi ni a Tech	62 68								
				1	A	Notre Dame	69 85	106	H	Wake Forest	79 67								

### Non-Div I Games:

Georgi a Tech



Average RPI Win:	182	WON-LOST	WINNING	LAST 10	STRENGTH OF	OPP. STRENGTH	TEAM	ADJ.	CONF.	ADJ CONF.
Average RPI Loss:	74	RECORD	PCT. RANK	GAMES	SCHEDULE	OF SCHEDULE	RPI	RPI	RPI	RPI
DIV. I ONLY	25- 5	13	9- 1	96	129	36	36	14	14	
DIV. I NON-CONF.	7- 4	102	0- 0	25	106	53	53	12	12	
-----										
TOTALS	RPI 1-25	RPI 26-50	W-L RECORDS	RPI 51-100	RPI 101-999	RPI 201+				
25- 5	0- 1	0- 0	OVERALL	2- 3	23- 1	8- 0				
12- 2	0- 0	0- 0	HOME	1- 2	11- 0	3- 0				
11- 1	0- 0	0- 0	AWAY	1- 0	10- 1	4- 0				
2- 2	0- 1	0- 0	NEUTRAL	0- 1	2- 0	1- 0				
7- 4	0- 1	0- 0	NON-CONFERENCE	1- 2	6- 1	1- 0				
4- 1	0- 0	0- 0	HOME	1- 1	3- 0	0- 0				
2- 1	0- 0	0- 0	AWAY	0- 0	2- 1	1- 0				
1- 2	0- 1	0- 0	NEUTRAL	0- 1	1- 0	0- 0				
18- 1	0- 0	0- 0	CONFERENCE	1- 1	17- 0	7- 0				
8- 1	0- 0	0- 0	HOME	0- 1	8- 0	3- 0				
9- 0	0- 0	0- 0	AWAY	1- 0	8- 0	3- 0				
1- 0	0- 0	0- 0	NEUTRAL	0- 0	1- 0	1- 0				

RPI	S	Opponent	Score	RPI	S	Opponent	Score	Team's RPI: 36	RPI	S	Opponent	Score	RPI	S	Opponent	Score
23	N	DePaul	71 88						58	N	Belmont	63 71	111	A	Washington St.	64 56
									80	A	Saint Mary's (CA)	73 65	113	H	Saint Francis (PA)	97 74
									80	H	Saint Mary's (CA)	56 72	120	A	Colorado St.	49 65
									87	H	UNLV	50 52	127	A	San Francisco	81 57
									97	H	Western Ill.	80 65	127	H	San Francisco	74 47
													128	H	Portland St.	91 52
													142	H	Eastern Wash.	69 45
													144	A	Loyola Marymount	75 69
													144	H	Loyola Marymount	77 67
													152	A	BYU	84 70
													152	H	BYU	62 37
													162	N	Kent St.	77 57
													172	A	San Diego	63 44
													172	H	San Diego	58 54
													177	A	Pacific	99 72
													177	H	Pacific	90 66
													236	A	Pepperdine	67 48
													236	H	Pepperdine	73 51
													236	N	Pepperdine	81 70
													241	A	Montana	70 55
													290	A	Santa Clara	63 51
													290	H	Santa Clara	71 44
													318	A	Portland	70 56
													318	H	Portland	75 36
LAST 12 Division I GAMES:																
236	N	Pepperdine	81 70	177	H	Pacific	90 66									
152	H	BYU	62 37	152	A	BYU	84 70									
172	H	San Diego	58 54	172	A	San Diego	63 44									
236	A	Pepperdine	67 48	127	A	San Francisco	81 57									
144	A	Loyola Marymount	75 69	318	H	Portland	75 36									
80	H	Saint Mary's (CA)	56 72	290	H	Santa Clara	71 44									

Non-Div I Games:

Gonzaga



Average RPI Win:	298	WON-LOST	WINNING	LAST 10	STRENGTH OF	OPP. STRENGTH	TEAM	ADJ.	CONF.	ADJ CONF.
Average RPI Loss:	180	RECORD	PCT. RANK	GAMES	SCHEDULE	OF SCHEDULE	RPI	RPI	RPI	RPI
DIV. I ONLY	16- 13	141	8- 2	340	315	232	232	32	32	
DIV. I NON-CONF.	3- 8	268	0- 0	291	74	281	281	32	32	
-----										
TOTALS	RPI 1-25	RPI 26-50	W-L RECORDS	RPI 51-100	RPI 101-999	RPI 201+				
16- 13	0- 1	0- 0	OVERALL	0- 1	16- 11	15- 6				
10- 2	0- 1	0- 0	HOME	0- 0	10- 1	9- 1				
6- 10	0- 0	0- 0	AWAY	0- 0	6- 1	6- 1				
0- 1	0- 0	0- 0	NEUTRAL	0- 0	0- 1	0- 0				
3- 8	0- 1	0- 0	NON-CONFERENCE	0- 1	3- 6	3- 2				
2- 1	0- 1	0- 0	HOME	0- 0	2- 0	2- 0				
1- 6	0- 0	0- 0	AWAY	0- 1	1- 5	1- 2				
0- 1	0- 0	0- 0	NEUTRAL	0- 0	0- 1	0- 0				
13- 5	0- 0	0- 0	CONFERENCE	0- 0	13- 5	12- 4				
8- 1	0- 0	0- 0	HOME	0- 0	8- 1	7- 1				
5- 4	0- 0	0- 0	AWAY	0- 0	5- 4	5- 3				
0- 0	0- 0	0- 0	NEUTRAL	0- 0	0- 0	0- 0				

RPI	S	Opponent	Score	RPI	S	Opponent	Score	RPI	S	Opponent	Score	RPI	S	Opponent	Score	Team's RPI: 232
8	H	Florida St.	53 96					93	A	Alabama	49 73	119	N	North Carolina	63 79	
												124	A	Louisiana Tech	53 64	
												145	A	Arkansas	62 79	
												181	A	Southern U.	44 63	
												181	H	Southern U.	79 71	
												191	A	Memphis	48 57	
												209	A	Arkansas St.	56 76	
												220	A	Xavier	67 72	
												223	A	Texas Southern	56 66	
												223	H	Texas Southern	63 73	
												246	A	Prairie View	75 68	
												246	H	Prairie View	81 79	
												278	A	McNeese	75 60	
												292	A	Alcorn	75 68	
												292	H	Alcorn	68 51	
												295	A	Jackson St.	70 82	
												295	H	Jackson St.	93 89	
												299	H	Southeastern La.	61 52	
												315	A	Alabama A&M	64 71	
												315	H	Alabama A&M	78 49	
												316	A	Alabama St.	73 52	
												316	H	Alabama St.	93 71	
												333	A	Ark. -Pine Bluff	66 57	
												333	H	Ark. -Pine Bluff	73 63	
												337	H	La. -Monroe	61 52	
												341	A	Mississippi Val.	64 62	
												341	H	Mississippi Val.	64 55	
-----																
LAST 12 Division I GAMES:																
316	A	Alabama St.	73 52	246	A	Prairie View	75 68									
315	A	Alabama A&M	64 71	292	H	Alcorn	68 51									
341	H	Mississippi Val.	64 55	181	H	Southern U.	79 71									
333	H	Ark. -Pine Bluff	73 63	341	A	Mississippi Val.	64 62									
295	H	Jackson St.	93 89	333	A	Ark. -Pine Bluff	66 57									
223	A	Texas Southern	56 66	295	A	Jackson St.	70 82									

Non-Div I Games:

Grambling

■ Loss, 
 ■ Non-Conf, S Site, 
 ■ Home 
 ■ Away 
 N Neutral



## Grand Canyon

Through Games Of March 3, 2018

Average RPI Win:	280	WON-LOST	WINNING	LAST 10	STRENGTH OF	OPP. STRENGTH	TEAM	ADJ.	CONF.	ADJ CONF.
Average RPI Loss:	198	RECORD	PCT. RANK	GAMES	SCHEDULE	OF SCHEDULE	RPI	RPI	RPI	RPI
DIV. I ONLY	13- 13	178	6- 4	327	328	249	249	31	31	
DIV. I NON-CONF.	4- 8	239	0- 0	270	265	268	268	31	31	
-----										
TOTALS	RPI 1-25	RPI 26-50	W-L RECORDS	RPI 51-100	RPI 101-999	RPI 201+				
13- 13	0- 1	0- 0	OVERALL	0- 1	13- 11	13- 7				
7- 5	0- 1	0- 0	HOME	0- 0	7- 4	7- 3				
6- 8	0- 0	0- 0	AWAY	0- 1	6- 7	6- 4				
0- 0	0- 0	0- 0	NEUTRAL	0- 0	0- 0	0- 0				
4- 8	0- 1	0- 0	NON-CONFERENCE	0- 1	4- 6	4- 2				
2- 3	0- 1	0- 0	HOME	0- 0	2- 2	2- 1				
2- 5	0- 0	0- 0	AWAY	0- 1	2- 4	2- 1				
0- 0	0- 0	0- 0	NEUTRAL	0- 0	0- 0	0- 0				
9- 5	0- 0	0- 0	CONFERENCE	0- 0	9- 5	9- 5				
5- 2	0- 0	0- 0	HOME	0- 0	5- 2	5- 2				
4- 3	0- 0	0- 0	AWAY	0- 0	4- 3	4- 3				
0- 0	0- 0	0- 0	NEUTRAL	0- 0	0- 0	0- 0				

RPI 1-25				RPI 26-50				RPI 51-100				RPI 101+ Team's RPI: 249			
RPI	S	Opponent	Score	RPI	S	Opponent	Score	RPI	S	Opponent	Score	RPI	S	Opponent	Score
18	H	Duke	61 74					87	A	UNLV	47 76	107	H	Rice	59 69
												130	A	Bethune-Cookman	60 69
												139	A	Cal Poly	69 75
												198	A	Washington	65 79
												210	A	New Mexico St.	60 64
												210	H	New Mexico St.	50 34
												211	A	CSU Bakersfield	77 76
												211	H	CSU Bakersfield	40 69
												219	A	Seattle U	64 57
												219	H	Seattle U	74 63
												221	A	Fla. Atlantic	77 73
												279	A	UMKC	82 84
												279	H	UMKC	59 62
												290	H	Santa Clara	39 38
												296	H	Long Beach St.	63 65
												298	A	Valparaiso	75 80
												307	A	Northern Ariz.	72 54
												309	A	UTRGV	65 59
												309	H	UTRGV	59 58
												321	A	Utah Valley	64 84
												321	H	Utah Valley	81 61
												329	H	Southern Utah	59 54
												346	A	Chicago St.	59 43
												346	H	Chicago St.	64 36
LAST 12 Division I GAMES:															
211	A	CSU Bakersfield	77 76	346	A	Chicago St.	59 43								
321	A	Utah Valley	64 84	279	A	UMKC	82 84								
219	A	Seattle U	64 57	321	H	Utah Valley	81 61								
211	H	CSU Bakersfield	40 69	279	H	UMKC	59 62								
210	H	New Mexico St.	50 34	346	H	Chicago St.	64 36								
309	H	UTRGV	59 58	309	A	UTRGV	65 59								

Non-Div I Games: Arizona Christian 75 51 Benedictine Mesa 67 53

Grand Canyon

Loss, 
Non-Conf, 
S Site, 
H Home
A Away 
N Neutral



Average RPI Loss: 124

DIV. I ONLY	27- 3	8	9- 1	122	117	25	25	11	11
DIV. I NON-CONF.	10- 1	15	0- 0	59	30	10	10	15	15
TOTALS	RPI 1-25	RPI 26-50	W-L RECORDS	RPI 51-100	RPI 101-999	RPI 201+			
27- 3	1- 1	2- 0	OVERALL	5- 0	19- 2	10- 1			
13- 0	1- 0	1- 0	HOME	2- 0	9- 0	4- 0			
11- 2	0- 0	1- 0	AWAY	2- 0	8- 2	4- 1			
3- 1	0- 1	0- 0	NEUTRAL	1- 0	2- 0	2- 0			
10- 1	1- 1	2- 0	NON-CONFERENCE	1- 0	6- 0	4- 0			
4- 0	1- 0	1- 0	HOME	0- 0	2- 0	1- 0			
4- 0	0- 0	1- 0	AWAY	0- 0	3- 0	2- 0			
2- 1	0- 1	0- 0	NEUTRAL	1- 0	1- 0	1- 0			
17- 2	0- 0	0- 0	CONFERENCE	4- 0	13- 2	6- 1			
9- 0	0- 0	0- 0	HOME	2- 0	7- 0	3- 0			
7- 2	0- 0	0- 0	AWAY	2- 0	5- 2	2- 1			
1- 0	0- 0	0- 0	NEUTRAL	0- 0	1- 0	1- 0			

RPI 1-25				Team's RPI : 25				RPI 26-50				RPI 51-100				RPI 101+			
RPI	S	Opponent	Score	RPI	S	Opponent	Score	RPI	S	Opponent	Score	RPI	S	Opponent	Score	RPI	S	Opponent	Score
3	N	Mississippi St.	46 67	32	H	South Dakota St.	55 41	53	N	Arizona St.	61 48	105	H	Chattanooga	60 30				
24	H	Marquette	63 55	33	A	Dayton	75 64	76	A	IUPUI	60 34	116	A	Cleveland St.	60 71				
								76	H	IUPUI	52 45	116	H	Cleveland St.	69 43				
								94	A	Wright St.	58 51	117	A	Milwaukee	65 36				
								94	H	Wright St.	75 68	117	H	Milwaukee	52 29				
												154	A	Youngstown St.	67 42				
												154	H	Youngstown St.	65 56				
												173	A	Northwestern	63 57				
												188	A	Oakland	81 48				
												188	H	Oakland	78 48				
												203	A	Wisconsin	67 34				
												208	N	Columbia	61 43				
												252	A	Northern Ky.	54 62				
												252	H	Northern Ky.	58 41				
												252	N	Northern Ky.	62 49				
												265	H	Bradley	72 40				
												305	A	Loyola Chicago	76 39				
												326	A	Detroit Mercy	85 27				
												326	H	Detroit Mercy	88 45				
												331	A	Ill. -Chicago	66 37				
												331	H	Ill. -Chicago	65 36				
LAST 12 Division I GAMES:																			
252	N	Northern Ky.	62 49	117	A	Milwaukee	65 36												
326	H	Detroit Mercy	88 45	94	H	Wright St.	75 68												
188	H	Oakland	78 48	252	H	Northern Ky.	58 41												
331	A	Ill. -Chicago	66 37	76	H	IUPUI	52 45												
154	A	Youngstown St.	67 42	331	H	Ill. -Chicago	65 36												
116	A	Cleveland St.	60 71	188	A	Oakland	81 48												

Green Bay



Average RPI Win:	278	WON-LOST	WINNING	LAST 10	STRENGTH OF	OPP. STRENGTH	TEAM	ADJ.	CONF.	ADJ CONF.
Average RPI Loss:	132	RECORD	PCT. RANK	GAMES	SCHEDULE	OF SCHEDULE	RPI	RPI	RPI	RPI
DIV. I ONLY	16- 13	141	8- 2	285	235	182	182	30	30	
DIV. I NON-CONF.	4- 9	249	0- 0	126	21	194	194	30	30	
-----										
TOTALS	RPI 1-25	RPI 26-50	W-L RECORDS	RPI 51-100	RPI 101-999	RPI 201+				
16- 13	0- 1	0- 3	OVERALL	0- 1	16- 8	13- 2				
8- 3	0- 0	0- 1	HOME	0- 0	8- 2	8- 0				
7- 9	0- 1	0- 2	AWAY	0- 1	7- 5	4- 2				
1- 1	0- 0	0- 0	NEUTRAL	0- 0	1- 1	1- 0				
4- 9	0- 1	0- 3	NON-CONFERENCE	0- 1	4- 4	3- 0				
2- 1	0- 0	0- 1	HOME	0- 0	2- 0	2- 0				
1- 7	0- 1	0- 2	AWAY	0- 1	1- 3	0- 0				
1- 1	0- 0	0- 0	NEUTRAL	0- 0	1- 1	1- 0				
12- 4	0- 0	0- 0	CONFERENCE	0- 0	12- 4	10- 2				
6- 2	0- 0	0- 0	HOME	0- 0	6- 2	6- 0				
6- 2	0- 0	0- 0	AWAY	0- 0	6- 2	4- 2				
0- 0	0- 0	0- 0	NEUTRAL	0- 0	0- 0	0- 0				

RPI 1-25				RPI 26-50				RPI 51-100				RPI 101+ Team's RPI: 182			
RPI	S	Opponent	Score	RPI	S	Opponent	Score	RPI	S	Opponent	Score	RPI	S	Opponent	Score
7	A	Oregon	45 87	30	A	Virginia	62 66	71	A	TCU	68 90	105	A	Chattanooga	52 64
				41	H	Quinnipiac	58 64					119	A	North Carolina	70 66
				46	A	Elon	59 82					130	H	Bethune-Cookman	56 61
												156	A	Samford	61 66
												168	N	Brown	66 73
												169	A	N.C. A&T	63 51
												179	A	Temple	56 65
												201	A	Norfolk St.	70 56
												201	H	Norfolk St.	48 63
												208	H	Columbia	60 58
												259	A	Howard	63 68
												271	A	UMES	70 65
												277	H	Morgan St.	63 60
												281	N	San Jose St.	81 73
												283	H	Old Dominion	50 42
												317	A	N.C. Central	62 53
												319	A	Coppin St.	83 48
												319	H	Coppin St.	67 35
												323	A	South Carolina St.	70 78
												323	H	South Carolina St.	60 42
												332	H	Delaware St.	66 62
												339	H	Florida A&M	66 65
												344	A	Savannah St.	81 53
												344	H	Savannah St.	88 41
-----															
LAST 12 Division I GAMES:															
201	A	Norfolk St.	70 56	169	A	N.C. A&T	63 51	317	A	N.C. Central	62 53				
277	H	Morgan St.	63 60	319	H	Coppin St.	67 35	130	H	Bethune-Cookman	56 61				
344	H	Savannah St.	88 41	339	H	Florida A&M	66 65	323	A	South Carolina St.	70 78				
323	H	South Carolina St.	60 42												
319	A	Coppin St.	83 48												
201	H	Norfolk St.	48 63												

Non-Div I Games:

Hampton



Average RPI Win:	244	WON-LOST	WINNING	LAST 10	STRENGTH OF	OPP. STRENGTH	TEAM	ADJ.	CONF.	ADJ CONF.
Average RPI Loss:	118	RECORD	PCT. RANK	GAMES	SCHEDULE	OF SCHEDULE	RPI	RPI	RPI	RPI
DIV. I ONLY	18- 12	114	6- 4	168	254	140	140	20	20	
DIV. I NON-CONF.	8- 5	111	0- 0	172	228	129	129	24	24	
-----										
TOTALS	RPI 1-25	RPI 26-50	W-L RECORDS	RPI 51-100	RPI 101-999	RPI 201+				
18- 12	0- 0	0- 2	OVERALL	1- 4	17- 6	11- 1				
10- 4	0- 0	0- 1	HOME	1- 1	9- 2	6- 0				
4- 8	0- 0	0- 0	AWAY	0- 0	4- 1	3- 1				
4- 0	0- 0	0- 0	NEUTRAL	0- 0	4- 0	2- 0				
8- 5	0- 0	0- 2	NON-CONFERENCE	0- 1	8- 2	6- 0				
4- 2	0- 0	0- 1	HOME	0- 0	4- 1	3- 0				
1- 3	0- 0	0- 1	AWAY	0- 1	1- 1	1- 0				
3- 0	0- 0	0- 0	NEUTRAL	0- 0	3- 0	2- 0				
10- 7	0- 0	0- 0	CONFERENCE	1- 3	9- 4	5- 1				
6- 2	0- 0	0- 0	HOME	1- 1	5- 1	3- 0				
3- 5	0- 0	0- 0	AWAY	0- 2	3- 3	2- 1				
1- 0	0- 0	0- 0	NEUTRAL	0- 0	1- 0	0- 0				

RPI 1-25				RPI 26-50				RPI 51-100				RPI 101+ Team's RPI: 140			
RPI	S	Opponent	Score	RPI	S	Opponent	Score	RPI	S	Opponent	Score	RPI	S	Opponent	Score
				26	H	Villanova	53 71	75	A	Albany (NY)	53 66	118	H	Delaware	63 72
				35	A	Syracuse	63 75	75	H	Albany (NY)	70 55	119	A	North Carolina	70 90
								79	A	Maine	56 59	125	N	Yale	78 70
								79	H	Maine	44 59	157	A	Binghamton	59 64
								84	A	Fordham	44 69	157	H	Binghamton	61 45
												157	N	Binghamton	72 68
												175	A	New Hampshire	58 76
												175	H	New Hampshire	85 49
												185	A	Stony Brook	75 68
												185	H	Stony Brook	58 66
												189	H	Siena	71 62
												231	H	Niagara	83 65
												243	H	Hofstra	60 49
												288	H	Central Conn. St.	68 52
												289	A	Vermont	47 53
												289	H	Vermont	91 52
												293	A	Bryant	59 47
												315	N	Alabama A&M	56 47
												322	A	UMBC	61 54
												322	H	UMBC	65 54
												325	N	Charleston So.	62 43
												348	A	UMass Lowell	81 42
												348	H	UMass Lowell	78 56
LAST 12 Division I GAMES:															
				157	N	Binghamton	72 68	79	A	Maine	56 59				
				157	H	Binghamton	61 45	185	H	Stony Brook	58 66				
				322	A	UMBC	61 54	175	H	New Hampshire	85 49				
				289	H	Vermont	91 52	348	H	UMass Lowell	78 56				
				175	A	New Hampshire	58 76	289	A	Vermont	47 53				
				75	A	Albany (NY)	53 66	79	H	Maine	44 59				

Non-Div I Games:

Hartford



Average RPI Win: 178

Average RPI Loss: 76

WON-LOST  
RECORDWINNING  
PCT. RANKLAST 10  
GAMESSTRENGTH OF  
SCHEDULEOPP. STRENGTH  
OF SCHEDULETEAM  
RPIADJ.  
RPICONF.  
RPIADJ CONF.  
RPIDIV. I ONLY  
DIV. I NON-CONF.17- 9  
8- 592  
1117- 3  
0- 061  
92112  
14251  
7251  
729  
99  
9

TOTALS

RPI 1-25

RPI 26-50

W-L RECORDS

RPI 51-100

RPI 101-999

RPI 201+

17- 9

0- 0

1- 3

OVERALL

2- 4

14- 2

7- 0

12- 0

0- 0

1- 0

HOME

2- 0

9- 0

5- 0

3- 8

0- 0

0- 2

AWAY

0- 4

3- 2

1- 0

2- 1

0- 0

0- 1

NEUTRAL

0- 0

2- 0

1- 0

8- 5

0- 0

0- 2

NON-CONFERENCE

0- 2

8- 1

4- 0

5- 0

0- 0

0- 0

HOME

0- 0

5- 0

3- 0

1- 4

0- 0

0- 1

AWAY

0- 2

1- 1

0- 0

2- 1

0- 0

0- 1

NEUTRAL

0- 0

2- 0

1- 0

9- 4

0- 0

1- 1

CONFERENCE

2- 2

6- 1

3- 0

7- 0

0- 0

1- 0

HOME

2- 0

4- 0

2- 0

2- 4

0- 0

0- 1

AWAY

0- 2

2- 1

1- 0

0- 0

0- 0

0- 0

NEUTRAL

0- 0

0- 0

0- 0

RPI 1-25

RPI 26-50

RPI 51-100

Team's RPI: 51



RPI 101+


RPI S Opponent Score



RPI S Opponent Score



RPI S Opponent Score



RPI S Opponent Score



29  Princeton 47  80


29  Princeton 72 58



30  Virginia 48  50



33 N  Dayton 66  72


52  FGCU 56  65



60  Penn 49  69


60  Penn 55 52


79  Maine 51  76


99  Dartmouth 56  63


99  Dartmouth 76 65


125  Yale 63  69



125  Yale 97 73


138  Northeastern 79 69


168  Brown 86 74


168  Brown 87 85


169 N  N. C. A&T 64 60


179  Temple 64  86


185  Stony Brook 60 53


189  Siena 75 67


208  Col umbi a 85 67


218 N  Akron 76 63

229  Boston U. 80 70


244  La Salle 70 61


257  Sacred Heart 70 62


272  Cornell I 91 57



272  Cornell I 80 58


LAST 12 Division I GAMES:



272  Cornell I 91 57



29  Princeton 72 58


60  Penn 55 52


125  Yale 63  69


168  Brown 86 74


60  Penn 49  69


29  Princeton 47  80

272  Cornell I 80 58

208  Col umbi a 85 67

168  Brown 87 85




125  Yale 97 73

99  Dartmouth 76 65

H  
a  
r  
v  
a  
r  
dH  
a  
r  
v  
a  
r  
d

Non-Div I Games:

Harvard

 Loss,  Non-Conf, S Site,  Home  Away N Neutral



Average RPI Win: 239  
Average RPI Loss: 156

WON-LOST  
RECORD

WINNING  
PCT. RANK

LAST 10  
GAMES

STRENGTH OF  
SCHEDULE

OPP. STRENGTH  
OF SCHEDULE

TEAM  
RPI

ADJ.  
RPI

CONF.  
RPI

ADJ CONF.  
RPI

DIV. I ONLY	11- 17	233	4- 6	206	198	251	251	21	21
DIV. I NON-CONF.	6- 6	170	0- 0	144	114	178	178	19	19
TOTALS	RPI 1-25	RPI 26-50	W-L RECORDS	RPI 51-100	RPI 101-999	RPI 201+			
11- 17	0- 2	0- 1	OVERALL	0- 3	11- 11	8- 5			
8- 7	0- 0	0- 1	HOME	0- 2	8- 4	5- 1			
3- 8	0- 0	0- 0	AWAY	0- 1	3- 7	3- 4			
0- 2	0- 2	0- 0	NEUTRAL	0- 0	0- 0	0- 0			
6- 6	0- 2	0- 1	NON-CONFERENCE	0- 1	6- 2	4- 1			
4- 3	0- 0	0- 1	HOME	0- 1	4- 1	2- 0			
2- 1	0- 0	0- 0	AWAY	0- 0	2- 1	2- 1			
0- 2	0- 2	0- 0	NEUTRAL	0- 0	0- 0	0- 0			
5- 11	0- 0	0- 0	CONFERENCE	0- 2	5- 9	4- 4			
4- 4	0- 0	0- 0	HOME	0- 1	4- 3	3- 1			
1- 7	0- 0	0- 0	AWAY	0- 1	1- 6	1- 3			
0- 0	0- 0	0- 0	NEUTRAL	0- 0	0- 0	0- 0			

RPI	S	Opponent	Score
7	N	Oregon	44 85
15	N	Texas A&M	59 103

RPI	S	Opponent	Score
49	H	Southern Cal i forn i a	60 71

RPI	S	Opponent	Score
61	H	Purdue	67 79
66	A	UC Davi s	52 76
66	H	UC Davi s	56 68

RPI	S	Opponent	Score	Team's RPI: 251
139	A	Cal Poly	50 52	
139	H	Cal Poly	61 67	
148	H	Idaho St.	62 64	
167	H	Mari st	70 63	
172	H	San Di ego	64 63	
186	A	UC Irvi ne	66 70	
186	H	UC Irvi ne	67 74	
200	A	UC Santa Barbara	61 71	
200	H	UC Santa Barbara	73 64	
213	H	Montana St.	81 75	
216	A	CSUN	56 54	
216	H	CSUN	58 70	
219	A	Seattle U	73 58	
247	A	UC Ri versi de	57 79	
247	H	UC Ri versi de	63 57	
276	A	Ari zona	65 60	
296	A	Long Beach St.	80 85	
296	H	Long Beach St.	74 66	
307	H	Northern Ari z.	84 68	
318	A	Portland	47 76	
320	A	Cal St. Fullerton	57 69	
320	H	Cal St. Fullerton	59 54	

## LAST 12 Divi s i o n I GAMES:

139	H	Cal Poly	61 67	200	A	UC Santa Barbara	61 71
200	H	UC Santa Barbara	73 64	139	A	Cal Poly	50 52
296	A	Long Beach St.	80 85	247	H	UC Ri versi de	63 57
216	A	CSUN	56 54	216	H	CSUN	58 70
66	H	UC Davi s	56 68	186	A	UC Irvi ne	66 70
320	H	Cal St. Fullerton	59 54	247	A	UC Ri versi de	57 79

Hawai i

Hawai i

Non-Di v I Games: Hawai i Paci fi c 67 57

Hawai i

Loss, Non-Conf, S Site, H Home A Away N Neutral



Average RPI Win:	278	WON-LOST	WINNING	LAST 10	STRENGTH OF	OPP. STRENGTH	TEAM	ADJ.	CONF.	ADJ CONF.
Average RPI Loss:	142	RECORD	PCT. RANK	GAMES	SCHEDULE	OF SCHEDULE	RPI	RPI	RPI	RPI
DIV. I ONLY	14- 13	166	3- 7	243	277	195	195	27	27	
DIV. I NON-CONF.	4- 5	202	0- 0	142	90	140	140	28	28	
-----										
TOTALS	RPI 1-25	RPI 26-50	W-L RECORDS	RPI 51-100	RPI 101-999	RPI 201+				
14- 13	0- 1	0- 0	OVERALL	0- 5	14- 7	12- 4				
6- 6	0- 0	0- 0	HOME	0- 2	6- 4	6- 2				
8- 7	0- 0	0- 0	AWAY	0- 1	8- 2	6- 1				
0- 0	0- 0	0- 0	NEUTRAL	0- 0	0- 0	0- 0				
4- 5	0- 1	0- 0	NON-CONFERENCE	0- 3	4- 1	2- 0				
1- 2	0- 0	0- 0	HOME	0- 1	1- 1	1- 0				
3- 3	0- 1	0- 0	AWAY	0- 2	3- 0	1- 0				
0- 0	0- 0	0- 0	NEUTRAL	0- 0	0- 0	0- 0				
10- 8	0- 0	0- 0	CONFERENCE	0- 2	10- 6	10- 4				
5- 4	0- 0	0- 0	HOME	0- 1	5- 3	5- 2				
5- 4	0- 0	0- 0	AWAY	0- 1	5- 3	5- 2				
0- 0	0- 0	0- 0	NEUTRAL	0- 0	0- 0	0- 0				

RPI 1-25				RPI 26-50				RPI 51-100				RPI 101+ Team's RPI: 195			
RPI	S	Opponent	Score	RPI	S	Opponent	Score	RPI	S	Opponent	Score	RPI	S	Opponent	Score
18	A	Duke	50 77					67	A	Virginia Tech	63 86	136	A	Radford	47 50
								81	H	UAB	61 77	136	H	Radford	48 63
								88	A	Liberty	49 57	187	H	Davids on	74 82
								88	H	Liberty	42 65	199	A	Stetson	69 64
								100	A	Ohio	61 64	201	A	Norfolk St.	59 56
												217	A	UNCG	81 72
												224	A	UNC Asheville	58 45
												224	H	UNC Asheville	59 78
												227	A	Gardner-Webb	47 54
												227	H	Gardner-Webb	83 80
												245	A	Presbyteri an	55 62
												245	H	Presbyteri an	81 55
												254	A	Campbel l	62 53
												254	H	Campbel l	44 51
												308	H	Western Caro.	75 69
												325	A	Charleston So.	75 74
												325	H	Charleston So.	52 49
												342	A	Longwood	75 39
												342	H	Longwood	62 41
												343	A	Winthrop	79 58
												343	H	Winthrop	77 40
-----															
LAST 12 Division I GAMES:															
				88	A	Liberty	49 57	224	H	UNC Asheville	59 78				
				136	H	Radford	48 63	342	A	Longwood	75 39				
				227	A	Gardner-Webb	47 54	254	H	Campbel l	44 51				
				325	H	Charleston So.	52 49	88	H	Liberty	42 65				
				245	A	Presbyteri an	55 62	325	A	Charleston So.	75 74				
				343	H	Winthrop	77 40	136	A	Radford	47 50				

Non-Div I Games: N. C. Wesleyan 111 54 Barton 82 69

High Point



Average RPI Win:	247	WON-LOST	WINNING	LAST 10	STRENGTH OF	OPP. STRENGTH	TEAM	ADJ.	CONF.	ADJ CONF.
Average RPI Loss:	128	RECORD	PCT. RANK	GAMES	SCHEDULE	OF SCHEDULE	RPI	RPI	RPI	RPI
DIV. I ONLY	11- 18	237	1- 9	210	148	243	243	10	10	
DIV. I NON-CONF.	6- 5	153	0- 0	316	239	234	234	11	11	
-----										
TOTALS	RPI 1-25	RPI 26-50	W-L RECORDS	RPI 51-100	RPI 101-999	RPI 201+				
11- 18	0- 0	0- 4	OVERALL	0- 3	11- 11	9- 3				
6- 8	0- 0	0- 2	HOME	0- 1	6- 5	5- 1				
4- 10	0- 0	0- 2	AWAY	0- 2	4- 6	4- 2				
1- 0	0- 0	0- 0	NEUTRAL	0- 0	1- 0	0- 0				
6- 5	0- 0	0- 0	NON-CONFERENCE	0- 1	6- 4	5- 1				
3- 2	0- 0	0- 0	HOME	0- 0	3- 2	3- 0				
2- 3	0- 0	0- 0	AWAY	0- 1	2- 2	2- 1				
1- 0	0- 0	0- 0	NEUTRAL	0- 0	1- 0	0- 0				
5- 13	0- 0	0- 4	CONFERENCE	0- 2	5- 7	4- 2				
3- 6	0- 0	0- 2	HOME	0- 1	3- 3	2- 1				
2- 7	0- 0	0- 2	AWAY	0- 1	2- 4	2- 1				
0- 0	0- 0	0- 0	NEUTRAL	0- 0	0- 0	0- 0				

RPI 1-25				RPI 26-50				RPI 51-100				RPI 101+ Team's RPI: 243			
RPI	S	Opponent	Score	RPI	S	Opponent	Score	RPI	S	Opponent	Score	RPI	S	Opponent	Score
45	A	Drexel	38 47	63	A	James Madison	56 73	106	N	Wake Forest	69 66				
45	H	Drexel	47 58	63	H	James Madison	42 55	118	A	Delaware	41 61				
46	A	Elon	55 80	87	A	UNLV	52 68	118	H	Delaware	51 58				
46	H	Elon	65 72					138	A	Northeastern	54 58				
								138	H	Northeastern	50 55				
								140	A	Hartford	49 60				
								151	A	William & Mary	53 63				
								151	H	William & Mary	65 54				
								185	H	Stony Brook	49 73				
								189	H	Siena	60 70				
								208	A	Columbia	53 75				
								235	H	Holy Cross	69 63				
								256	H	St. Bonaventure	71 68				
								257	A	Sacred Heart	86 81				
								257	A	UNCW	69 61				
								257	H	UNCW	55 59				
								263	A	Col. of Charleston	75 60				
								263	H	Col. of Charleston	65 60				
								270	A	Towson	72 73				
								270	H	Towson	83 72				
								322	H	UMBC	71 55				
								340	A	Iona	68 43				
LAST 12 Division I GAMES:															
138	A	Northeastern	54 58	270	A	Towson	72 73								
46	A	Elon	55 80	257	H	UNCW	55 59								
138	H	Northeastern	50 55	151	A	William & Mary	53 63								
270	H	Towson	83 72	63	A	James Madison	56 73								
46	H	Elon	65 72	45	H	Drexel	47 58								
118	A	Delaware	41 61	151	H	William & Mary	65 54								

Non-Div I Games:

Hofstra



Average RPI Win:	262	WON-LOST	WINNING	LAST 10	STRENGTH OF	OPP. STRENGTH	TEAM	ADJ.	CONF.	ADJ CONF.
Average RPI Loss:	148	RECORD	PCT. RANK	GAMES	SCHEDULE	OF SCHEDULE	RPI	RPI	RPI	RPI
DIV. I ONLY	13- 17	214	4- 6	260	212	235	235	15	15	
DIV. I NON-CONF.	5- 6	187	0- 0	327	307	269	269	18	18	
-----										
TOTALS	RPI 1-25	RPI 26-50	W-L RECORDS	RPI 51-100	RPI 101-999	RPI 201+				
13- 17	0- 0	0- 0	OVERALL	0- 8	13- 9	10- 6				
5- 10	0- 0	0- 0	HOME	0- 5	5- 5	4- 4				
8- 7	0- 0	0- 0	AWAY	0- 3	8- 4	6- 2				
0- 0	0- 0	0- 0	NEUTRAL	0- 0	0- 0	0- 0				
5- 6	0- 0	0- 0	NON-CONFERENCE	0- 2	5- 4	5- 2				
2- 3	0- 0	0- 0	HOME	0- 2	2- 1	2- 1				
3- 3	0- 0	0- 0	AWAY	0- 0	3- 3	3- 1				
0- 0	0- 0	0- 0	NEUTRAL	0- 0	0- 0	0- 0				
8- 11	0- 0	0- 0	CONFERENCE	0- 6	8- 5	5- 4				
3- 7	0- 0	0- 0	HOME	0- 3	3- 4	2- 3				
5- 4	0- 0	0- 0	AWAY	0- 3	5- 1	3- 1				
0- 0	0- 0	0- 0	NEUTRAL	0- 0	0- 0	0- 0				

RPI	S	Opponent	Score	RPI	S	Opponent	Score	RPI	S	Opponent	Score	RPI	S	Opponent	Score
RPI 1-25				RPI 26-50				RPI 51-100				RPI 101+ Team's RPI: 235			
56	A	American	57 72	56	H	American	63 68	56	H	Albany (NY)	56 65	163	A	Army West Point	70 62
77	A	Navy	54 62	77	H	Navy	58 65	77	H	Bucknell	63 72	163	H	Army West Point	57 66
89	A	Bucknell	47 71	89	H	Bucknell	47 71	89	H	Dartmouth	74 76	167	A	Marist	74 85
99	H	Dartmouth	74 76									168	A	Brown	78 82
												197	A	Lehigh	65 62
												197	H	Lehigh	54 49
												204	H	Boston College	61 70
												229	A	Boston U.	60 57
												229	H	Boston U.	58 64
												238	A	Loyola Maryland	60 77
												238	H	Loyola Maryland	58 65
												240	A	Lafayette	69 56
												240	H	Lafayette	65 69
												243	A	Hofstra	63 69
												255	A	Rider	83 56
												287	A	Colgate	71 64
												287	H	Colgate	66 47
												287	H	Colgate	61 52
												289	H	Vermont	64 53
												293	H	Bryant	59 57
												334	A	Rhode Island	69 63
												348	A	UMass Lowell	84 56
-----															
LAST 12 Division I GAMES:															
287	H	Colgate	66 47	229	H	Boston U.	58 64	77	A	Navy	54 62	238	H	Loyola Maryland	58 65
197	A	Lehigh	65 62	77	A	Navy	54 62	240	A	Lafayette	69 56	56	A	American	63 72
287	H	Colgate	61 52	238	H	Loyola Maryland	58 65	56	H	American	63 72	163	H	Army West Point	57 66
56	A	American	57 72	47	H	Bucknell	47 71								
89	A	Bucknell	63 72												
163	H	Army West Point	57 66												

Non-Div I Games:

Holy Cross



Average RPI Win:	171	WON-LOST	WINNING	LAST 10	STRENGTH OF	OPP. STRENGTH	TEAM	ADJ.	CONF.	ADJ CONF.
Average RPI Loss:	94	RECORD	PCT. RANK	GAMES	SCHEDULE	OF SCHEDULE	RPI	RPI	RPI	RPI
DIV. I ONLY	21- 10	79	6- 4	110	88	69	69	7	7	
DIV. I NON-CONF.	11- 3	45	0- 0	112	122	34	34	7	7	
-----										
TOTALS	RPI 1-25	RPI 26-50	W-L RECORDS	RPI 51-100	RPI 101-999	RPI 201+				
21- 10	0- 3	0- 2	OVERALL	1- 0	20- 5	7- 2				
10- 3	0- 1	0- 1	HOME	0- 0	10- 1	4- 0				
7- 7	0- 2	0- 1	AWAY	0- 0	7- 4	2- 2				
4- 0	0- 0	0- 0	NEUTRAL	1- 0	3- 0	1- 0				
11- 3	0- 1	0- 1	NON-CONFERENCE	1- 0	10- 1	4- 1				
5- 0	0- 0	0- 0	HOME	0- 0	5- 0	3- 0				
3- 3	0- 1	0- 1	AWAY	0- 0	3- 1	1- 1				
3- 0	0- 0	0- 0	NEUTRAL	1- 0	2- 0	0- 0				
10- 7	0- 2	0- 1	CONFERENCE	0- 0	10- 4	3- 1				
5- 3	0- 1	0- 1	HOME	0- 0	5- 1	1- 0				
4- 4	0- 1	0- 0	AWAY	0- 0	4- 3	1- 1				
1- 0	0- 0	0- 0	NEUTRAL	0- 0	1- 0	1- 0				

RPI 1-25				RPI 26-50				RPI 51-100 Team's RPI: 69				RPI 101+			
RPI	S	Opponent	Score	RPI	S	Opponent	Score	RPI	S	Opponent	Score	RPI	S	Opponent	Score
2	H	UConn	35 95	38	A	Rutgers	57 75	88	N	Liberty	75 68	109	H	George Mason	82 73
14	A	South Fla.	65 81	43	H	UCF	59 64					111	H	ETSU	88 69
15	A	Texas A&M	65 83									114	A	Cincinnati	57 61
												114	H	Cincinnati	82 88
												117	N	Milwaukee	74 59
												129	A	Tulane	98 92
												129	H	Tulane	72 48
												137	A	Texas St.	72 67
												138	N	Northeastern	72 64
												146	A	Wichita St.	73 62
												146	H	Wichita St.	73 55
												166	A	UT Arlington	62 58
												179	A	Temple	99 75
												191	H	Memphis	66 55
												194	A	East Carolina	78 80
												194	H	East Carolina	97 81
												204	A	Boston College	74 79
												205	A	Tulsa	77 83
												205	N	Tulsa	70 59
												208	H	Columbia	77 53
												212	A	SMU	85 75
												212	H	SMU	60 56
												222	A	New Orleans	78 66
												250	H	Texas Tech	79 75
												310	H	Incarnate Word	98 67
LAST 12 Division I GAMES:															
205	N	Tulsa	70 59	191	H	Memphis	66 55								
114	A	Cincinnati	57 61	146	A	Wichita St.	73 62								
43	H	UCF	59 64	129	H	Tulane	72 48								
14	A	South Fla.	65 81	212	H	SMU	60 56								
194	H	East Carolina	97 81	194	A	East Carolina	78 80								
205	A	Tulsa	77 83	179	A	Temple	99 75								

Non-Div I Games:

Houston

Loss, 
Non-Conf, 
S Site, 
H Home
A Away
N Neutral



Average RPI Win:	317	WON-LOST	WINNING	LAST 10	STRENGTH OF	OPP. STRENGTH	TEAM	ADJ.	CONF.	ADJ CONF.
Average RPI Loss:	184	RECORD	PCT. RANK	GAMES	SCHEDULE	OF SCHEDULE	RPI	RPI	RPI	RPI
DIV. I ONLY	6- 18	295	4- 6	296	299	311	311	26	26	
DIV. I NON-CONF.	0- 6	337	0- 0	108	249	320	320	26	26	
-----										
TOTALS	RPI 1-25	RPI 26-50	W-L RECORDS	RPI 51-100	RPI 101-999	RPI 201+				
6- 18	0- 1	0- 0	OVERALL	0- 2	6- 15	6- 9				
3- 6	0- 0	0- 0	HOME	0- 1	3- 5	3- 4				
3- 12	0- 1	0- 0	AWAY	0- 1	3- 10	3- 5				
0- 0	0- 0	0- 0	NEUTRAL	0- 0	0- 0	0- 0				
0- 6	0- 1	0- 0	NON-CONFERENCE	0- 0	0- 5	0- 1				
0- 0	0- 0	0- 0	HOME	0- 0	0- 0	0- 0				
0- 6	0- 1	0- 0	AWAY	0- 0	0- 5	0- 1				
0- 0	0- 0	0- 0	NEUTRAL	0- 0	0- 0	0- 0				
6- 12	0- 0	0- 0	CONFERENCE	0- 2	6- 10	6- 8				
3- 6	0- 0	0- 0	HOME	0- 1	3- 5	3- 4				
3- 6	0- 0	0- 0	AWAY	0- 1	3- 5	3- 4				
0- 0	0- 0	0- 0	NEUTRAL	0- 0	0- 0	0- 0				

RPI 1-25				RPI 26-50				RPI 51-100				RPI 101+ Team's RPI: 311			
RPI	S	Opponent	Score	RPI	S	Opponent	Score	RPI	S	Opponent	Score	RPI	S	Opponent	Score
14	A	South Fla.	43 90					90	A	Lamar Uni versi ty	55 90	107	A	Ri ce	45 67
								90	H	Lamar Uni versi ty	51 79	115	H	SFA	54 76
												124	A	Loui si ana Tech	62 85
												126	A	Central Ark.	56 64
												176	A	UTEP	62 69
												178	A	Oral Roberts	56 78
												222	A	New Orleans	52 70
												226	A	A&M-Corpus Christi	49 50
												226	H	A&M-Corpus Christi	68 73
												229	A	Ni choll s St.	45 63
												229	H	Ni choll s St.	61 73
												253	A	Abilene Christian	68 80
												278	A	McNeese	67 61
												278	H	McNeese	74 86
												299	H	Southeastern La.	61 76
												310	A	Incarnate Word	58 56
												310	H	Incarnate Word	67 56
												335	A	Sam Houston St.	69 61
												335	H	Sam Houston St.	65 62
												336	H	Northwestern St.	57 51
												337	A	La. -Monroe	73 77
-----															
LAST 12 Division I GAMES:															
226	H	A&M-Corpus Christi	68 73	229	A	Ni choll s St.	45 63								
310	H	Incarnate Word	67 56	126	A	Central Ark.	56 64								
278	A	McNeese	67 61	115	H	SFA	54 76								
90	A	Lamar University	55 90	226	A	A&M-Corpus Christi	49 50								
335	H	Sam Houston St.	65 62	310	A	Incarnate Word	58 56								
336	H	Northwestern St.	57 51	278	H	McNeese	74 86								

Non-Div I Games: LeTourneau 88 43 Paul Quinn 74 54 Huston-Tillotson 76 72 Jarvis Christian 78 30  
Houston Baptist



Howard		Average RPI Win: 295	WON-LOST RECORD	WINNING PCT. RANK	LAST 10 GAMES	STRENGTH OF SCHEDULE	OPP. STRENGTH OF SCHEDULE	TEAM RPI	ADJ. RPI	CONF. RPI	ADJ CONF. RPI
Average RPI Loss: 175											
DIV. I ONLY		12- 17	225	4- 6	256	336	259	259	30	30	
DIV. I NON-CONF.		4- 9	249	0- 0	84	276	235	235	30	30	
-----											
TOTALS	RPI 1-25	RPI 26-50	W-L RECORDS		RPI 51-100	RPI 101-999	RPI 201+				
12- 17	0- 1	0- 2	OVERALL		0- 0	12- 14	11- 5				
8- 6	0- 0	0- 0	HOME		0- 0	8- 6	7- 1				
4- 11	0- 0	0- 0	AWAY		0- 0	4- 1	4- 1				
0- 0	0- 0	0- 0	NEUTRAL		0- 0	0- 0	0- 0				
4- 9	0- 1	0- 2	NON-CONFERENCE		0- 0	4- 6	4- 1				
4- 2	0- 0	0- 0	HOME		0- 0	4- 2	4- 0				
0- 7	0- 1	0- 2	AWAY		0- 0	0- 4	0- 1				
0- 0	0- 0	0- 0	NEUTRAL		0- 0	0- 0	0- 0				
8- 8	0- 0	0- 0	CONFERENCE		0- 0	8- 8	7- 4				
4- 4	0- 0	0- 0	HOME		0- 0	4- 4	3- 1				
4- 4	0- 0	0- 0	AWAY		0- 0	4- 4	4- 3				
0- 0	0- 0	0- 0	NEUTRAL		0- 0	0- 0	0- 0				

RPI 1-25				RPI 26-50				RPI 51-100				RPI 101+ Team's RPI: 259			
RPI	S	Opponent	Score	RPI	S	Opponent	Score	RPI	S	Opponent	Score	RPI	S	Opponent	Score
16	A	Maryland	49 111	27	A	Georgia	47 87					108	A	Georgetown	41 93
				50	A	Mercer	44 70					114	A	Cincinnati	53 87
												130	H	Bethune-Cookman	55 59
												151	H	William & Mary	71 83
												168	H	Brown	81 85
												169	A	N. C. A&T	53 91
												169	H	N. C. A&T	68 76
												182	H	Hampton	68 63
												189	A	Siena	61 72
												201	H	Norfolk St.	53 59
												254	H	Campbell	63 61
												266	H	St. Francis Brooklyn	72 69
												271	A	UMES	52 58
												271	H	UMES	79 83
												277	A	Morgan St.	68 61
												285	H	Fairleigh Dickinson	68 65
												289	A	Vermont	65 88
												301	H	FIU	69 62
												317	A	N. C. Central	77 78
												317	H	N. C. Central	69 54
												319	A	Coppin St.	87 69
												323	A	South Carolina St.	68 58
												332	H	Delaware St.	78 70
												339	A	Florida A&M	59 74
												339	H	Florida A&M	76 65
												344	A	Savannah St.	87 59
LAST 12 Division I GAMES:															
319	A	Coppin St.	87 69	277	A	Morgan St.	68 61								
201	H	Norfolk St.	53 59	339	H	Florida A&M	76 65								
332	H	Delaware St.	78 70	271	A	UMES	52 58								
317	A	N. C. Central	77 78	169	H	N. C. A&T	68 76								
169	A	N. C. A&T	53 91	317	H	N. C. Central	69 54								
271	H	UMES	79 83	344	A	Savannah St.	87 59								

Non-Div I Games:

Howard

■ Loss, 
 ■ Non-Conf, 
 ■ S Site, 
 ■ Home 
 ■ A Away 
 N Neutral



IUPUI				Through Games Of March 3, 2018																
Average RPI Win:		209	WON-LOST		WINNING		LAST 10		STRENGTH OF		OPP. STRENGTH		TEAM		ADJ.		CONF.		ADJ CONF.	
Average RPI Loss:		71	RECORD		PCT. RANK		GAMES		SCHEDULE		OF SCHEDULE		RPI		RPI		RPI		RPI	
DIV. I ONLY			21- 8		56		6- 4		152		132		76		76		11		11	
DIV. I NON-CONF.			7- 3		74		0- 0		187		56		65		65		15		15	
TOTALS		RPI 1-25		RPI 26-50		W-L RECORDS		RPI 51-100		RPI 101-999		RPI 201+								
21- 8		0- 3		0- 1		OVERALL		3- 2		18- 2		9- 0								
6- 5		0- 1		0- 0		HOME		0- 2		6- 2		4- 0								
13- 3		0- 2		0- 1		AWAY		2- 0		11- 0		5- 0								
2- 0		0- 0		0- 0		NEUTRAL		1- 0		1- 0		0- 0								
7- 3		0- 1		0- 1		NON-CONFERENCE		2- 1		5- 0		3- 0								
1- 1		0- 0		0- 0		HOME		0- 1		1- 0		1- 0								
5- 2		0- 1		0- 1		AWAY		1- 0		4- 0		2- 0								
1- 0		0- 0		0- 0		NEUTRAL		1- 0		0- 0		0- 0								
14- 5		0- 2		0- 0		CONFERENCE		1- 1		13- 2		6- 0								
5- 4		0- 1		0- 0		HOME		0- 1		5- 2		3- 0								
8- 1		0- 1		0- 0		AWAY		1- 0		7- 0		3- 0								
1- 0		0- 0		0- 0		NEUTRAL		0- 0		1- 0		0- 0								

RPI 1-25				RPI 26-50				RPI 51-100				RPI 101+			
RPI	S	Opponent	Score	RPI	S	Opponent	Score	RPI	S	Opponent	Score	RPI	S	Opponent	Score
23	A	DePaul	71 85	43	A	UCF	59 63	78	N	Wyomi ng	65 59	116	A	Clevel and St.	77 64
25	A	Green Bay	45 52					83	H	Mi ami (OH)	83 96	116	H	Clevel and St.	94 56
25	H	Green Bay	34 60					94	A	Wright St.	64 61	117	A	Milwaukee	70 68
								94	H	Wright St.	63 66	117	H	Milwaukee	60 67
								100	A	Ohio	76 52	135	A	UNI	54 48
												154	A	Youngstown St.	65 43
												154	H	Youngstown St.	67 70
												188	A	Oakland	73 55
												188	H	Oakland	80 64
												188	N	Oakland	56 49
												191	A	Memphi s	80 57
												252	A	Northern Ky.	71 35
												252	H	Northern Ky.	56 54
												260	H	Indi ana St.	86 57
												312	A	Tennessee Tech	68 54
												326	A	Detroit Mercy	91 59
												326	H	Detroit Mercy	90 62
												327	A	Ga. Southern	72 52
												331	A	Ill. -Chi cago	82 46
												331	H	Ill. -Chi cago	68 43
LAST 12 Division I GAMES:															
188	N	Oakland	56 49	116	H	Clevel and St.	94 56								
252	H	Northern Ky.	56 54	154	H	Youngstown St.	67 70								
94	H	Wright St.	63 66	331	H	Ill. -Chi cago	68 43								
117	H	Milwaukee	60 67	25	A	Green Bay	45 52								
326	A	Detroit Mercy	91 59	117	A	Milwaukee	70 68								
188	A	Oakland	73 55	94	A	Wright St.	64 61								

Non-Div I Games: Georgetown (KY) 85 52

IUPUI



Average RPI Win: 217	WON-LOST RECORD	WINNING PCT. RANK	LAST 10 GAMES	STRENGTH OF SCHEDULE	OPP. STRENGTH OF SCHEDULE	TEAM RPI	ADJ. RPI	CONF. RPI	ADJ CONF. RPI
Average RPI Loss: 135									
DIV. I ONLY	16- 12	129	8- 2	218	134	150	150	19	19
DIV. I NON-CONF.	3- 7	254	0- 0	124	79	211	211	13	13
-----									
TOTALS	RPI 1-25	RPI 26-50	W-L RECORDS	RPI 51-100	RPI 101-999	RPI 201+			
16- 12	0- 1	1- 1	OVERALL	0- 3	15- 7	9- 3			
7- 6	0- 0	0- 1	HOME	0- 1	7- 4	4- 1			
9- 5	0- 0	1- 0	AWAY	0- 0	8- 0	5- 0			
0- 1	0- 0	0- 0	NEUTRAL	0- 1	0- 0	0- 0			
3- 7	0- 1	0- 0	NON-CONFERENCE	0- 3	3- 3	2- 2			
1- 3	0- 0	0- 0	HOME	0- 1	1- 2	1- 1			
2- 3	0- 1	0- 0	AWAY	0- 1	2- 1	1- 1			
0- 1	0- 0	0- 0	NEUTRAL	0- 1	0- 0	0- 0			
13- 5	0- 0	1- 1	CONFERENCE	0- 0	12- 4	7- 1			
6- 3	0- 0	0- 1	HOME	0- 0	6- 2	3- 0			
7- 2	0- 0	1- 0	AWAY	0- 0	6- 2	4- 1			
0- 0	0- 0	0- 0	NEUTRAL	0- 0	0- 0	0- 0			

RPI	S	Opponent	Score	RPI	S	Opponent	Score	RPI	S	Opponent	Score	RPI	S	Opponent	Score	Team's RPI: 150
6	A	Ohio St.	56 99	37	A	Northern Colo.	79 71	53	A	Arizona St.	33 77	120	A	Colorado St.	83 69	
				37	H	Northern Colo.	72 78	71	N	TCU	76 86	128	A	Portland St.	101 90	
								78	H	Wyoming	64 70	128	H	Portland St.	61 60	
												142	A	Eastern Wash.	64 71	
												142	H	Eastern Wash.	85 71	
												147	H	Weber St.	88 105	
												148	H	Idaho St.	52 62	
												193	A	North Dakota	78 64	
												193	H	North Dakota	80 75	
												198	H	Washington	69 81	
												213	A	Montana St.	95 77	
												216	A	CSUN	80 75	
												219	H	Seattle U	60 68	
												241	A	Montana	67 56	
												253	A	Abilene Christian	72 82	
												267	A	Sacramento St.	64 79	
												267	H	Sacramento St.	101 66	
												307	A	Northern Ari z.	93 83	
												307	H	Northern Ari z.	83 68	
												320	H	Cal St. Fullerton	80 60	
												329	A	Southern Utah	65 57	
												329	H	Southern Utah	74 51	
LAST 12 Division I GAMES:																
329	A	Southern Utah	65 57	142	H	Eastern Wash.	85 71									
307	A	Northern Ari z.	93 83	267	H	Sacramento St.	101 66									
147	H	Weber St.	88 105	128	H	Portland St.	61 60									
148	H	Idaho St.	52 62	193	A	North Dakota	78 64									
241	A	Montana	67 56	37	A	Northern Colo.	79 71									
213	A	Montana St.	95 77	307	H	Northern Ari z.	83 68									

Non-Div I Games: Eastern Ore. 84 70

Idaho



Average RPI Win:	235	WON-LOST	WINNING	LAST 10	STRENGTH OF	OPP. STRENGTH	TEAM	ADJ.	CONF.	ADJ CONF.
Average RPI Loss:	148	RECORD	PCT. RANK	GAMES	SCHEDULE	OF SCHEDULE	RPI	RPI	RPI	RPI
DIV. I ONLY	17- 10	102	7- 3	312	160	148	148	19	19	
DIV. I NON-CONF.	6- 3	87	0- 0	320	164	119	119	13	13	
-----										
TOTALS	RPI 1-25	RPI 26-50	W-L RECORDS	RPI 51-100	RPI 101-999	RPI 201+				
17- 10	0- 0	0- 2	OVERALL	0- 1	17- 7	10- 3				
7- 3	0- 0	0- 1	HOME	0- 0	7- 2	5- 1				
10- 7	0- 0	0- 0	AWAY	0- 0	10- 0	5- 0				
0- 0	0- 0	0- 0	NEUTRAL	0- 0	0- 0	0- 0				
6- 3	0- 0	0- 0	NON-CONFERENCE	0- 1	6- 2	4- 1				
1- 0	0- 0	0- 0	HOME	0- 0	1- 0	1- 0				
5- 3	0- 0	0- 0	AWAY	0- 1	5- 2	3- 1				
0- 0	0- 0	0- 0	NEUTRAL	0- 0	0- 0	0- 0				
11- 7	0- 0	0- 2	CONFERENCE	0- 0	11- 5	6- 2				
6- 3	0- 0	0- 1	HOME	0- 0	6- 2	4- 1				
5- 4	0- 0	0- 1	AWAY	0- 0	5- 3	2- 1				
0- 0	0- 0	0- 0	NEUTRAL	0- 0	0- 0	0- 0				

RPI 1-25				RPI 26-50				RPI 51-100				RPI 101+				Team's RPI: 148	
RPI	S	Opponent	Score	RPI	S	Opponent	Score	RPI	S	Opponent	Score	RPI	S	Opponent	Score		
				37	A	Northern Colo.	52 75	78	A	Wyoming	53 61	111	A	Washington St.	55 72		
				37	H	Northern Colo.	57 63					128	A	Portland St.	88 59		
												128	H	Portland St.	72 64		
												142	A	Eastern Wash.	64 66		
												147	A	Weber St.	73 84		
												147	H	Weber St.	70 76		
												150	A	Idaho	62 52		
												186	A	UC Irvine	78 72		
												193	A	North Dakota	68 55		
												193	H	North Dakota	57 46		
												198	A	Washington	79 59		
												213	H	Montana St.	60 61		
												219	A	Seattle U	74 69		
												236	A	Pepperdine	74 80		
												241	H	Montana	72 60		
												251	A	Hawaii	64 62		
												267	A	Sacramento St.	85 71		
												267	H	Sacramento St.	83 71		
												304	H	Utah St.	64 44		
												307	A	Northern Ariz.	75 55		
												307	H	Northern Ariz.	76 59		
												321	A	Utah Valley	70 58		
												329	A	Southern Utah	70 76		
												329	H	Southern Utah	66 39		
LAST 12 Division I GAMES:																	
				241	H	Montana	72 60	193	A	North Dakota	68 55						
				213	H	Montana St.	60 61	37	A	Northern Colo.	52 75						
				142	A	Eastern Wash.	64 66	329	H	Southern Utah	66 39						
				150	A	Idaho	62 52	307	H	Northern Ariz.	76 59						
				128	H	Portland St.	72 64	147	A	Weber St.	73 84						
				267	H	Sacramento St.	83 71	267	A	Sacramento St.	85 71						

Non-Div I Games: Westminster (UT) 83 45 Col. of Idaho 89 32

Idaho St.

■ Loss, 
 ■ Non-Conf, 
 ■ S Site, 
 ■ Home 
 ■ A Away 
 N Neutral



Average RPI Win:	271	WON-LOST	WINNING	LAST 10	STRENGTH OF	OPP. STRENGTH	TEAM	ADJ.	CONF.	ADJ CONF.
Average RPI Loss:	172	RECORD	PCT. RANK	GAMES	SCHEDULE	OF SCHEDULE	RPI	RPI	RPI	RPI
DIV. I ONLY	6- 22	313	1- 9	289	214	331	331	11	11	
DIV. I NON-CONF.	5- 4	146	0- 0	347	345	328	328	15	15	
<hr/>										
TOTALS	RPI 1-25	RPI 26-50	W-L RECORDS	RPI 51-100	RPI 101-999	RPI 201+				
6- 22	0- 2	0- 0	OVERALL	0- 4	6- 16	6- 7				
5- 10	0- 1	0- 0	HOME	0- 2	5- 7	5- 3				
1- 11	0- 1	0- 0	AWAY	0- 2	1- 8	1- 4				
0- 1	0- 0	0- 0	NEUTRAL	0- 0	0- 1	0- 0				
5- 4	0- 0	0- 0	NON-CONFERENCE	0- 0	5- 4	5- 4				
4- 2	0- 0	0- 0	HOME	0- 0	4- 2	4- 2				
1- 2	0- 0	0- 0	AWAY	0- 0	1- 2	1- 2				
0- 0	0- 0	0- 0	NEUTRAL	0- 0	0- 0	0- 0				
1- 18	0- 2	0- 0	CONFERENCE	0- 4	1- 12	1- 3				
1- 8	0- 1	0- 0	HOME	0- 2	1- 5	1- 1				
0- 9	0- 1	0- 0	AWAY	0- 2	0- 6	0- 2				
0- 1	0- 0	0- 0	NEUTRAL	0- 0	0- 1	0- 0				

RPI 1-25				RPI 26-50				RPI 51-100				RPI 101+				Team's RPI: 331
RPI	S	Opponent	Score	RPI	S	Opponent	Score	RPI	S	Opponent	Score	RPI	S	Opponent	Score	
25	A	Green Bay	36 65					76	A	IUPUI	43 68	116	A	Cleveland St.	67 70	
25	H	Green Bay	37 66					76	H	IUPUI	46 82	116	H	Cleveland St.	42 64	
								94	A	Wright St.	50 60	117	A	Milwaukee	44 59	
								94	H	Wright St.	53 80	117	H	Milwaukee	53 76	
												154	A	Youngstown St.	63 76	
												154	H	Youngstown St.	52 71	
												188	A	Oakland	78 95	
												188	H	Oakland	63 67	
												188	N	Oakland	46 80	
												214	H	Eastern Mich.	73 70	
												225	H	North Texas	70 67	
												252	A	Northern Ky.	53 61	
												252	H	Northern Ky.	73 55	
												260	H	Indiana St.	55 46	
												265	A	Bradley	48 58	
												290	H	Santa Clara	36 45	
												295	H	Jackson St.	63 76	
												305	A	Loyola Chicago	55 57	
												324	A	Fort Wayne	67 51	
												326	A	Detroit Mercy	60 73	
												326	H	Detroit Mercy	58 61	
												349	H	Evansville	96 77	
<hr/>																
LAST 12 Division I GAMES:																
				188	N	Oakland	46 80	154	H	Youngstown St.	52 71					
				94	H	Wright St.	53 80	116	H	Cleveland St.	42 64					
				252	H	Northern Ky.	73 55	76	A	IUPUI	43 68					
				25	H	Green Bay	37 66	117	A	Milwaukee	44 59					
				188	A	Oakland	78 95	25	A	Green Bay	36 65					
				326	A	Detroit Mercy	60 73	252	A	Northern Ky.	53 61					

Non-Div I Games: Bethel (IN) 66 46 Ind.-Northwest 74 56

Ill. -Chicago



Average RPI Win:	255	WON-LOST	WINNING	LAST 10	STRENGTH OF	OPP. STRENGTH	TEAM	ADJ.	CONF.	ADJ CONF.
Average RPI Loss:	72	RECORD	PCT. RANK	GAMES	SCHEDULE	OF SCHEDULE	RPI	RPI	RPI	RPI
DIV. I ONLY	9- 22	278	0- 10	102	71	234	234	3	3	
DIV. I NON-CONF.	9- 5	99	0- 0	243	208	154	154	4	4	
-----										
TOTALS	RPI 1-25	RPI 26-50	W-L RECORDS	RPI 51-100	RPI 101-999	RPI 201+				
9- 22	0- 4	0- 3	OVERALL	0- 12	9- 3	6- 1				
6- 10	0- 2	0- 1	HOME	0- 5	6- 2	6- 1				
1- 11	0- 2	0- 2	AWAY	0- 6	1- 1	0- 0				
2- 1	0- 0	0- 0	NEUTRAL	0- 1	2- 0	0- 0				
9- 5	0- 1	0- 0	NON-CONFERENCE	0- 4	9- 0	6- 0				
6- 2	0- 0	0- 0	HOME	0- 2	6- 0	6- 0				
1- 3	0- 1	0- 0	AWAY	0- 2	1- 0	0- 0				
2- 0	0- 0	0- 0	NEUTRAL	0- 0	2- 0	0- 0				
0- 17	0- 3	0- 3	CONFERENCE	0- 8	0- 3	0- 1				
0- 8	0- 2	0- 1	HOME	0- 3	0- 2	0- 1				
0- 8	0- 1	0- 2	AWAY	0- 4	0- 1	0- 0				
0- 1	0- 0	0- 0	NEUTRAL	0- 1	0- 0	0- 0				

RPI 1-25				RPI 26-50				RPI 51-100				RPI 101+ Team's RPI: 234			
RPI	S	Opponent	Score	RPI	S	Opponent	Score	RPI	S	Opponent	Score	RPI	S	Opponent	Score
6	H	Ohio St.	69 88	38	A	Rutgers	37 76	52	A	FGCU	61 85	146	N	Wichita St.	68 67
16	A	Maryland	65 100	39	A	Michigan	42 86	55	A	Indiana	54 70	173	A	Northwestern	61 68
21	H	Iowa	71 84	40	H	Minnesota	75 84	59	A	Nebraska	47 62	173	H	Northwestern	59 74
22	A	Missouri	55 72					59	H	Nebraska	72 80	186	N	UC Irvine	65 59
								61	A	Purdue	51 64	191	A	Memphis	63 47
								61	H	Purdue	54 73	203	H	Wisconsin	61 70
								65	H	Michigan St.	55 67	248	H	Austin Peay	59 47
								67	H	Virginia Tech	49 96	260	H	Indiana St.	81 52
								82	A	New Mexico	68 97	265	H	Bradley	74 62
								92	A	Penn St.	59 68	324	H	Fort Wayne	64 50
								92	N	Penn St.	57 83	326	H	Detroit Mercy	73 65
								97	H	Western Ill.	67 77	346	H	Chicago St.	66 56
LAST 12 Division I GAMES:															
				92	N	Penn St.	57 83	61	H	Purdue	54 73				
				40	H	Minnesota	75 84	59	A	Nebraska	47 62				
				61	A	Purdue	51 64	203	H	Wisconsin	61 70				
				173	A	Northwestern	61 68	92	A	Penn St.	59 68				
				6	H	Ohio St.	69 88	39	A	Michigan	42 86				
				55	A	Indiana	54 70	65	H	Michigan St.	55 67				

Non-Div I Games:

Illinois



Average RPI Win:	250	WON-LOST	WINNING	LAST 10	STRENGTH OF	OPP. STRENGTH	TEAM	ADJ.	CONF.	ADJ CONF.
Average RPI Loss:	159	RECORD	PCT. RANK	GAMES	SCHEDULE	OF SCHEDULE	RPI	RPI	RPI	RPI
DIV. I ONLY	14- 15	188	6- 4	282	245	237	237	23	23	
DIV. I NON-CONF.	6- 5	153	0- 0	216	226	187	187	21	21	
-----										
TOTALS	RPI 1-25	RPI 26-50	W-L RECORDS	RPI 51-100	RPI 101-999	RPI 201+				
14- 15	0- 0	0- 0	OVERALL	0- 4	14- 11	10- 4				
9- 6	0- 0	0- 0	HOME	0- 2	9- 4	7- 1				
4- 9	0- 0	0- 0	AWAY	0- 0	4- 1	3- 1				
1- 0	0- 0	0- 0	NEUTRAL	0- 0	1- 0	0- 0				
6- 5	0- 0	0- 0	NON-CONFERENCE	0- 0	6- 5	4- 0				
4- 2	0- 0	0- 0	HOME	0- 0	4- 2	3- 0				
1- 3	0- 0	0- 0	AWAY	0- 0	1- 3	1- 0				
1- 0	0- 0	0- 0	NEUTRAL	0- 0	1- 0	0- 0				
8- 10	0- 0	0- 0	CONFERENCE	0- 4	8- 6	6- 4				
5- 4	0- 0	0- 0	HOME	0- 2	5- 2	4- 1				
3- 6	0- 0	0- 0	AWAY	0- 2	3- 4	2- 3				
0- 0	0- 0	0- 0	NEUTRAL	0- 0	0- 0	0- 0				

RPI 1-25				RPI 26-50				RPI 51-100				RPI 101+				Team's RPI: 237
RPI	S	Opponent	Score	RPI	S	Opponent	Score	RPI	S	Opponent	Score	RPI	S	Opponent	Score	
								72	A	Drake	64 80	109	A	George Mason	37 56	
								72	H	Drake	58 65	116	H	Cleveland St.	47 56	
								96	A	Missouri St.	58 75	117	A	Milwaukee	59 61	
								96	H	Missouri St.	50 56	122	H	Butler	45 56	
												135	A	UNI	48 66	
												135	H	UNI	36 58	
												138	N	Northeastern	65 55	
												161	H	SIUE	62 47	
												170	A	Southern Ill.	39 36	
												170	H	Southern Ill.	49 46	
												188	A	Oakland	43 64	
												214	H	Eastern Mich.	65 56	
												252	H	Northern Ky.	49 37	
												260	A	Indiana St.	49 52	
												260	H	Indiana St.	63 53	
												265	A	Bradley	53 41	
												265	H	Bradley	42 62	
												279	H	UMKC	64 53	
												296	A	Long Beach St.	59 51	
												298	A	Valparaiso	50 56	
												298	H	Valparaiso	63 55	
												305	A	Loyola Chicago	59 62	
												305	H	Loyola Chicago	57 49	
												349	A	Evansville	67 43	
												349	H	Evansville	70 44	
-----																
LAST 12 Division I GAMES:																
				265	A	Bradley	53 41	170	A	Southern Ill.	39 36					
				72	A	Drake	64 80	298	H	Valparaiso	63 55					
				135	A	UNI	48 66	305	H	Loyola Chicago	57 49					
				349	H	Evansville	70 44	135	H	UNI	36 58					
				260	H	Indiana St.	63 53	72	H	Drake	58 65					
				96	A	Missouri St.	58 75	260	A	Indiana St.	49 52					

Non-Div I Games:

Illinois St.



RPI 1-25				RPI 26-50				RPI 51-100				RPI 101+				Team's RPI: 310	
RPI	S	Opponent	Score	RPI	S	Opponent	Score	RPI	S	Opponent	Score	RPI	S	Opponent	Score		
								54	A	Oklahoma St.	35	86	107	A	Rice	43	60
								64	H	South Dakota	51	81	110	A	Utah	31	90
								69	A	Houston	67	98	115	A	SFA	49	60
								90	A	Lamar University	54	77	115	H	SFA	50	75
								90	H	Lamar University	47	71	126	H	Central Ark.	35	57
													137	H	Texas St.	33	74
													147	A	Weber St.	55	79
													166	A	UT Arlington	48	61
													222	A	New Orleans	50	52
													222	H	New Orleans	45	72
													226	A	A&M-Corpus Christi	59	75
													226	H	A&M-Corpus Christi	58	62
													229	H	Nicholls St.	64	62
													250	A	Texas Tech	54	80
													253	A	Abilene Christian	56	58
													253	H	Abilene Christian	58	46
													275	H	Massachusetts	45	64
													278	H	McNeese	57	66
													299	A	Southeastern La.	54	65
													311	A	Houston Baptist	56	67
													311	H	Houston Baptist	56	58
													335	A	Sam Houston St.	56	49
													336	A	Northwestern St.	57	53
LAST 12 Division I GAMES:																	
				253	H	Abilene Christian	58	46	253	A	Abilene Christian	56	58				
				311	A	Houston Baptist	56	67	299	A	Southeastern La.	54	65				
				226	A	A&M-Corpus Christi	59	75	226	H	A&M-Corpus Christi	58	62				
				336	A	Northwestern St.	57	53	222	H	New Orleans	45	72				
				115	H	SFA	50	75	311	H	Houston Baptist	56	58				
				90	H	Lamar University	47	71	222	A	New Orleans	50	52				

Incarnate Word



Average RPI Win:	125	WON-LOST	WINNING	LAST 10	STRENGTH OF	OPP. STRENGTH	TEAM	ADJ.	CONF.	ADJ CONF.
Average RPI Loss:	43	RECORD	PCT. RANK	GAMES	SCHEDULE	OF SCHEDULE	RPI	RPI	RPI	RPI
DIV. I ONLY	17- 14	149	8- 2	11	30	55	55	3	3	
DIV. I NON-CONF.	7- 6	165	0- 0	21	63	80	80	4	4	
-----										
TOTALS	RPI 1-25	RPI 26-50	W-L RECORDS	RPI 51-100	RPI 101-999	RPI 201+				
17- 14	0- 7	2- 2	OVERALL	7- 3	8- 2	5- 0				
10- 5	0- 2	1- 0	HOME	3- 1	6- 2	4- 0				
5- 6	0- 3	1- 1	AWAY	2- 2	2- 0	1- 0				
2- 3	0- 2	0- 1	NEUTRAL	2- 0	0- 0	0- 0				
7- 6	0- 2	0- 1	NON-CONFERENCE	2- 1	5- 2	3- 0				
4- 3	0- 1	0- 0	HOME	1- 0	3- 2	2- 0				
2- 1	0- 0	0- 0	AWAY	0- 1	2- 0	1- 0				
1- 2	0- 1	0- 1	NEUTRAL	1- 0	0- 0	0- 0				
10- 8	0- 5	2- 1	CONFERENCE	5- 2	3- 0	2- 0				
6- 2	0- 1	1- 0	HOME	2- 1	3- 0	2- 0				
3- 5	0- 3	1- 1	AWAY	2- 1	0- 0	0- 0				
1- 1	0- 1	0- 0	NEUTRAL	1- 0	0- 0	0- 0				

RPI 1-25				RPI 26-50				RPI 51-100				Team's RPI: 55				RPI 101+			
RPI	S	Opponent	Score	RPI	S	Opponent	Score	RPI	S	Opponent	Score	RPI	S	Opponent	Score	RPI	S	Opponent	Score
5	H	Louisville	59 72	30	N	Virginia	72 82	57	H	Western Ky.	73 71	101	H	Auburn	53 65				
6	A	Ohio St.	70 85	38	H	Rutgers	64 58	59	H	Nebraska	83 75	105	H	Chattanooga	61 64				
6	H	Ohio St.	62 77	39	A	Michigan	79 84	61	A	Purdue	52 44	125	A	Yale	72 68				
16	A	Maryland	70 74	40	A	Minnesota	82 70	61	H	Purdue	72 54	173	H	Northwestern	78 73				
16	N	Maryland	54 67					65	A	Michigan St.	69 65	181	H	Southern U.	64 49				
21	A	Iowa	62 75					65	H	Michigan St.	46 68	203	H	Wisconsin	69 55				
22	N	Missouri	55 75					65	N	Michigan St.	111 109	209	H	Arkansas St.	93 51				
								80	A	Saint Mary's (CA)	82 88	225	H	North Texas	68 63				
								81	N	UAB	71 63	234	H	Illinois	70 54				
								92	A	Penn St.	74 77	252	A	Northern Ky.	67 56				
LAST 12 Division I GAMES:																			
				16	N	Maryland	54 67	234	H	Illinois	70 54								
				65	N	Michigan St.	111 109	173	H	Northwestern	78 73								
				21	A	Iowa	62 75	38	H	Rutgers	64 58								
				40	A	Minnesota	82 70	203	H	Wisconsin	69 55								
				59	H	Nebraska	83 75	65	A	Michigan St.	69 65								
				61	A	Purdue	52 44	16	A	Maryland	70 74								

Non-Div I Games:

Indiana



Average RPI Win: 291	WON-LOST RECORD	WINNING PCT. RANK	LAST 10 GAMES	STRENGTH OF SCHEDULE	OPP. STRENGTH OF SCHEDULE	TEAM RPI	ADJ. RPI	CONF. RPI	ADJ CONF. RPI
Average RPI Loss: 136									
DIV. I ONLY	10- 18	248	5- 5	208	241	260	260	23	23
DIV. I NON-CONF.	1- 9	318	0- 0	102	156	283	283	21	21
-----									
TOTALS	RPI 1-25	RPI 26-50	W-L RECORDS	RPI 51-100	RPI 101-999	RPI 201+			
10- 18	0- 1	0- 0	OVERALL	0- 7	10- 10	10- 4			
5- 9	0- 1	0- 0	HOME	0- 3	5- 5	5- 1			
4- 8	0- 0	0- 0	AWAY	0- 3	4- 5	4- 3			
1- 1	0- 0	0- 0	NEUTRAL	0- 1	1- 0	1- 0			
1- 9	0- 1	0- 0	NON-CONFERENCE	0- 3	1- 5	1- 3			
0- 5	0- 1	0- 0	HOME	0- 1	0- 3	0- 1			
0- 3	0- 0	0- 0	AWAY	0- 1	0- 2	0- 2			
1- 1	0- 0	0- 0	NEUTRAL	0- 1	1- 0	1- 0			
9- 9	0- 0	0- 0	CONFERENCE	0- 4	9- 5	9- 1			
5- 4	0- 0	0- 0	HOME	0- 2	5- 2	5- 0			
4- 5	0- 0	0- 0	AWAY	0- 2	4- 3	4- 1			
0- 0	0- 0	0- 0	NEUTRAL	0- 0	0- 0	0- 0			

RPI 1-25				RPI 26-50				RPI 51-100				RPI 101+ Team's RPI: 260			
RPI	S	Opponent	Score	RPI	S	Opponent	Score	RPI	S	Opponent	Score	RPI	S	Opponent	Score
20	H	Central Mich.	67 77					64	N	South Dakota	59 71	121	H	Saint Louis	59 60
								72	A	Drake	64 85	122	H	Butler	51 60
								72	H	Drake	51 84	135	A	UNI	53 59
								76	A	IUPUI	57 86	135	H	UNI	46 56
								83	H	Miami (OH)	56 68	170	A	Southern Ill.	43 54
								96	A	Missouri St.	56 69	170	H	Southern Ill.	45 64
								96	H	Missouri St.	63 77	221	H	Fla. Atlantic	58 66
												234	A	Illinois	52 81
												237	A	Illinois St.	53 63
												237	H	Illinois St.	52 49
												241	N	Montana	57 45
												265	A	Bradley	74 70
												265	H	Bradley	65 50
												298	A	Valparaiso	67 54
												298	H	Valparaiso	64 46
												305	A	Loyola Chicago	73 65
												305	H	Loyola Chicago	74 67
												331	A	Ill.-Chicago	46 55
												349	A	Evansville	66 57
												349	H	Evansville	56 48
-----															
LAST 12 Division I GAMES:															
				96	A	Missouri St.	56 69	72	H	Drake	51 84				
				170	A	Southern Ill.	43 54	135	H	UNI	46 56				
				305	H	Loyola Chicago	74 67	349	A	Evansville	66 57				
				298	H	Valparaiso	64 46	298	A	Valparaiso	67 54				
				265	A	Bradley	74 70	305	A	Loyola Chicago	73 65				
				237	A	Illinois St.	53 63	237	H	Illinois St.	52 49				

Non-Div I Games: Missouri S&amp;T 84 51

Indiana St.



Average RPI Win:	347	WON-LOST	WINNING	LAST 10	STRENGTH OF	OPP. STRENGTH	TEAM	ADJ.	CONF.	ADJ CONF.
Average RPI Loss:	195	RECORD	PCT. RANK	GAMES	SCHEDULE	OF SCHEDULE	RPI	RPI	RPI	RPI
DIV. I ONLY	2- 28	345	2- 8	246	291	340	340	28	28	
DIV. I NON-CONF.	0- 11	337	0- 0	138	210	329	329	25	25	
-----										
TOTALS	RPI 1-25	RPI 26-50	W-L RECORDS	RPI 51-100	RPI 101-999	RPI 201+				
2- 28	0- 0	0- 2	OVERALL	0- 5	2- 21	2- 14				
1- 13	0- 0	0- 1	HOME	0- 2	1- 10	1- 6				
1- 14	0- 0	0- 1	AWAY	0- 3	1- 10	1- 7				
0- 1	0- 0	0- 0	NEUTRAL	0- 0	0- 1	0- 1				
0- 11	0- 0	0- 0	NON-CONFERENCE	0- 5	0- 6	0- 3				
0- 5	0- 0	0- 0	HOME	0- 2	0- 3	0- 1				
0- 6	0- 0	0- 0	AWAY	0- 3	0- 3	0- 2				
0- 0	0- 0	0- 0	NEUTRAL	0- 0	0- 0	0- 0				
2- 17	0- 0	0- 2	CONFERENCE	0- 0	2- 15	2- 11				
1- 8	0- 0	0- 1	HOME	0- 0	1- 7	1- 5				
1- 8	0- 0	0- 1	AWAY	0- 0	1- 7	1- 5				
0- 1	0- 0	0- 0	NEUTRAL	0- 0	0- 1	0- 1				

RPI 1-25				RPI 26-50				RPI 51-100				RPI 101+				Team's RPI: 340	
RPI	S	Opponent	Score	RPI	S	Opponent	Score	RPI	S	Opponent	Score	RPI	S	Opponent	Score		
				41	A	Qui nni pi ac	47 90	73	H	Tol edo	57 74	167	A	Marist	55 75		
				41	H	Qui nni pi ac	38 74	74	A	Duquesne	59 80	167	H	Marist	45 55		
								84	A	Fordham	48 78	179	H	Temple	54 59		
								89	H	Bucknel l	53 60	183	H	Kansas	58 72		
								98	A	Jacksonvi lle	62 71	185	A	Stony Brook	46 63		
												189	A	Si ena	51 64		
												189	H	Si ena	48 70		
												231	A	Ni agara	59 73		
												243	H	Hofstra	43 68		
												255	A	Ri der	53 80		
												255	H	Ri der	49 62		
												262	A	Manhattan	63 67		
												262	H	Manhattan	48 57		
												262	N	Manhattan	39 55		
												266	A	St. Franci s Brookl yn	63 72		
												269	A	Fai rfi el d	39 59		
												269	H	Fai rfi el d	68 78		
												276	A	Ari zona	58 71		
												284	A	Monmouth	56 68		
												284	H	Monmouth	56 62		
												286	H	Canisi us	49 53		
												347	A	Saint Peter's	55 31		
												347	H	Saint Peter's	52 42		
LAST 12 Division I GAMES:																	
				262	N	Manhattan	39 55	269	H	Fai rfi el d	68 78						
				269	A	Fai rfi el d	39 59	41	A	Qui nni pi ac	47 90						
				167	H	Marist	45 55	167	A	Marist	55 75						
				262	H	Manhattan	48 57	347	H	Saint Peter's	52 42						
				347	A	Saint Peter's	55 31	255	H	Ri der	49 62						
				255	A	Ri der	53 80	284	A	Monmouth	56 68						

Non-Div I Games:

Iona



Average RPI Win:	122	WON-LOST	WINNING	LAST 10	STRENGTH OF	OPP. STRENGTH	TEAM	ADJ.	CONF.	ADJ CONF.
Average RPI Loss:	40	RECORD	PCT. RANK	GAMES	SCHEDULE	OF SCHEDULE	RPI	RPI	RPI	RPI
DIV. I ONLY	24- 7	37	8- 2	21	62	21	21	3	3	
DIV. I NON-CONF.	12- 1	6	0- 0	29	96	11	11	4	4	
-----										
TOTALS	RPI 1-25	RPI 26-50	W-L RECORDS	RPI 51-100	RPI 101-999	RPI 201+				
24- 7	1- 2	5- 2	OVERALL	5- 3	13- 0	5- 0				
13- 3	1- 1	3- 0	HOME	4- 2	5- 0	2- 0				
7- 3	0- 1	1- 1	AWAY	1- 1	5- 0	2- 0				
4- 1	0- 0	1- 1	NEUTRAL	0- 0	3- 0	1- 0				
12- 1	0- 1	2- 0	NON-CONFERENCE	2- 0	8- 0	2- 0				
7- 1	0- 1	1- 0	HOME	2- 0	4- 0	1- 0				
2- 0	0- 0	0- 0	AWAY	0- 0	2- 0	0- 0				
3- 0	0- 0	1- 0	NEUTRAL	0- 0	2- 0	1- 0				
12- 6	1- 1	3- 2	CONFERENCE	3- 3	5- 0	3- 0				
6- 2	1- 0	2- 0	HOME	2- 2	1- 0	1- 0				
5- 3	0- 1	1- 1	AWAY	1- 1	3- 0	2- 0				
1- 1	0- 0	0- 1	NEUTRAL	0- 0	1- 0	0- 0				

Iowa

Iowa

RPI	S	Opponent	Score	RPI	S	Opponent	Score	RPI	S	Opponent	Score	RPI	S	Opponent	Score
6	H	Ohio St.	103 89	38	A	Rutgers	77 67	55	H	Indiana	75 62	102	A	Iowa St.	61 55
8	H	Florida St.	93 94	39	H	Michigan	82 72	57	H	Western Ky.	104 97	104	H	Western Mich.	79 56
16	A	Maryland	64 80	40	A	Minnesota	72 77	59	A	Nebraska	65 74	132	H	Northern Ill.	105 80
				40	H	Minnesota	92 84	59	H	Nebraska	74 92	135	A	UNI	71 47
				40	N	Minnesota	89 90	61	H	Purdue	70 76	153	N	Charlotte	77 64
				41	H	Quinnipiac	83 67	65	A	Michigan St.	71 68	156	H	Samford	80 59
				46	N	Elon	74 61	72	H	Drake	79 66	173	A	Northwestern	70 61
								92	H	Penn St.	80 76	173	N	Northwestern	55 45
-----															
LAST 12 Division I GAMES:															
				40	N	Minnesota	89 90	92	H	Penn St.	80 76				
				173	N	Northwestern	55 45	40	H	Minnesota	92 84				
				55	H	Indiana	75 62	65	A	Michigan St.	71 68				
				38	A	Rutgers	77 67	59	H	Nebraska	74 92				
				203	H	Wisconsin	88 61	6	H	Ohio St.	103 89				
				173	A	Northwestern	70 61	40	A	Minnesota	72 77				

Non-Div I Games:

Iowa



Average RPI Win:	186	WON-LOST	WINNING	LAST 10	STRENGTH OF	OPP. STRENGTH	TEAM	ADJ.	CONF.	ADJ CONF.
Average RPI Loss:	49	RECORD	PCT. RANK	GAMES	SCHEDULE	OF SCHEDULE	RPI	RPI	RPI	RPI
DIV. I ONLY	14- 17	209	5- 5	40	36	102	102	4	4	
DIV. I NON-CONF.	6- 5	153	0- 0	110	100	134	134	5	5	
-----										
TOTALS	RPI 1-25	RPI 26-50	W-L RECORDS	RPI 51-100	RPI 101-999	RPI 201+				
14- 17	0- 7	0- 2	OVERALL	4- 6	10- 2	7- 0				
7- 8	0- 3	0- 1	HOME	1- 4	6- 0	5- 0				
5- 7	0- 2	0- 1	AWAY	3- 2	2- 2	1- 0				
2- 2	0- 2	0- 0	NEUTRAL	0- 0	2- 0	1- 0				
6- 5	0- 2	0- 0	NON-CONFERENCE	1- 1	5- 2	4- 0				
5- 1	0- 1	0- 0	HOME	1- 0	4- 0	4- 0				
0- 3	0- 0	0- 0	AWAY	0- 1	0- 2	0- 0				
1- 1	0- 1	0- 0	NEUTRAL	0- 0	1- 0	0- 0				
8- 12	0- 5	0- 2	CONFERENCE	3- 5	5- 0	3- 0				
2- 7	0- 2	0- 1	HOME	0- 4	2- 0	1- 0				
5- 4	0- 2	0- 1	AWAY	3- 1	2- 0	1- 0				
1- 1	0- 1	0- 0	NEUTRAL	0- 0	1- 0	1- 0				

RPI 1-25				RPI 26-50				RPI 51-100				RPI 101+				Team's RPI: 102
RPI	S	Opponent	Score	RPI	S	Opponent	Score	RPI	S	Opponent	Score	RPI	S	Opponent	Score	
4	A	Bayl or	49 89	31	A	Okl ahoma	71 80	54	A	Okl ahoma St.	78 69	129	N	Tul ane	67 64	
4	H	Bayl or	50 79	31	H	Okl ahoma	69 74	54	H	Okl ahoma St.	73 81	135	A	UNI	53 57	
11	A	Texas	55 87					61	A	West Vi rgi nia	49 57	149	A	Vanderbi l t	74 77	
11	H	Texas	59 72					61	H	West Vi rgi nia	59 69	183	A	Kansas	65 56	
11	N	Texas	69 81					64	H	South Dakota	81 76	183	H	Kansas	71 69	
20	N	Central Mi ch.	60 81					71	A	TCU	66 63	229	H	Ni chol l s St.	75 47	
21	H	Iowa	55 61					71	H	TCU	52 75	247	H	UC Ri versi de	89 66	
								72	A	Drake	80 83	250	A	Texas Tech	66 54	
								91	A	Kansas St.	80 45	250	H	Texas Tech	69 57	
								91	H	Kansas St.	60 67	250	N	Texas Tech	74 49	
												279	H	UMKC	61 45	
												317	H	N. C. Central	99 58	
-----																
LAST 12 Division I GAMES:																
		11 N Texas	69 81			71 A TCU	66 63									
		250 N Texas Tech	74 49			54 H Oklahoma St.	73 81									
		183 A Kansas	65 56			91 A Kansas St.	80 45									
		11 H Texas	59 72			71 H TCU	52 75									
		31 A Oklahoma	71 80			11 A Texas	55 87									
		250 H Texas Tech	69 57			54 A Oklahoma St.	78 69									

Non-Div I Games:

Iowa St.



Average RPI Win: 306

Average RPI Loss: 247

WON-LOST  
RECORDWINNING  
PCT. RANKLAST 10  
GAMESSTRENGTH OF  
SCHEDULEOPP. STRENGTH  
OF SCHEDULETEAM  
RPIADJ.  
RPICONF.  
RPIADJ CONF.  
RPI

DIV. I ONLY	12- 11	165	5- 5	349	346	295	295	32	32
DIV. I NON-CONF.	2- 3	214	0- 0	349	304	342	342	32	32
-----									
TOTALS	RPI 1-25	RPI 26-50	W-L RECORDS	RPI 51-100	RPI 101-999	RPI 201+			
12- 11	0- 0	0- 0	OVERALL	0- 0	12- 11	12- 8			
6- 4	0- 0	0- 0	HOME	0- 0	6- 4	6- 3			
6- 7	0- 0	0- 0	AWAY	0- 0	6- 0	6- 0			
0- 0	0- 0	0- 0	NEUTRAL	0- 0	0- 0	0- 0			
2- 3	0- 0	0- 0	NON-CONFERENCE	0- 0	2- 3	2- 2			
0- 1	0- 0	0- 0	HOME	0- 0	0- 1	0- 1			
2- 2	0- 0	0- 0	AWAY	0- 0	2- 2	2- 1			
0- 0	0- 0	0- 0	NEUTRAL	0- 0	0- 0	0- 0			
10- 8	0- 0	0- 0	CONFERENCE	0- 0	10- 8	10- 6			
6- 3	0- 0	0- 0	HOME	0- 0	6- 3	6- 2			
4- 5	0- 0	0- 0	AWAY	0- 0	4- 5	4- 4			
0- 0	0- 0	0- 0	NEUTRAL	0- 0	0- 0	0- 0			

RPI 1-25				RPI 26-50				RPI 51-100				RPI 101+				Team's RPI: 295
RPI	S	Opponent	Score	RPI	S	Opponent	Score	RPI	S	Opponent	Score	RPI	S	Opponent	Score	
												181	A	Southern U.	76	86
												181	H	Southern U.	58	68
												191	A	Memphis	53	64
												223	A	Texas Southern	66	71
												223	H	Texas Southern	74	77
												229	H	Nicholls St.	64	90
												232	A	Grambling	89	93
												232	H	Grambling	82	70
												246	A	Prairie View	73	85
												246	H	Prairie View	70	61
												292	A	Alcorn	74	51
												292	H	Alcorn	94	69
												315	A	Alabama A&M	68	58
												315	H	Alabama A&M	59	43
												316	A	Alabama St.	69	50
												316	H	Alabama St.	70	61
												331	A	Ill. -Chicago	76	63
												333	A	Ark. -Pine Bluff	60	54
												333	H	Ark. -Pine Bluff	60	66
												335	A	Sam Houston St.	68	74
												341	A	Mississippi Val.	61	72
												341	H	Mississippi Val.	68	67
												346	A	Chicago St.	87	69
LAST 12 Division I GAMES:																
315	A	Alabama A&M	68	58	223	A	Texas Southern	66	71							
316	A	Alabama St.	69	50	181	H	Southern U.	58	68							
333	H	Ark. -Pine Bluff	60	66	292	H	Alcorn	94	69							
341	H	Mississippi Val.	68	67	333	A	Ark. -Pine Bluff	60	54							
232	A	Grambling	89	93	341	A	Mississippi Val.	61	72							
246	A	Prairie View	73	85	232	H	Grambling	82	70							

Non-Div I Games:

Philerander Smith

88 56

Millsaps

79 41

LSU-Shreveport

85 86

Spring Hill

77 50  
Jackson St.



Average RPI Win:	266	WON-LOST	WINNING	LAST 10	STRENGTH OF	OPP. STRENGTH	TEAM	ADJ.	CONF.	ADJ CONF.
Average RPI Loss:	82	RECORD	PCT. RANK	GAMES	SCHEDULE	OF SCHEDULE	RPI	RPI	RPI	RPI
DIV. I ONLY	20- 7	51	8- 2	292	236	98	98	24	24	
DIV. I NON-CONF.	7- 5	132	0- 0	220	191	107	107	22	22	
-----										
TOTALS	RPI 1-25	RPI 26-50	W-L RECORDS	RPI 51-100	RPI 101-999	RPI 201+				
20- 7	0- 2	0- 0	OVERALL	0- 3	20- 2	16- 0				
10- 1	0- 0	0- 0	HOME	0- 1	10- 0	9- 0				
9- 6	0- 2	0- 0	AWAY	0- 2	9- 2	6- 0				
1- 0	0- 0	0- 0	NEUTRAL	0- 0	1- 0	1- 0				
7- 5	0- 2	0- 0	NON-CONFERENCE	0- 1	7- 2	5- 0				
3- 0	0- 0	0- 0	HOME	0- 0	3- 0	3- 0				
3- 5	0- 2	0- 0	AWAY	0- 1	3- 2	1- 0				
1- 0	0- 0	0- 0	NEUTRAL	0- 0	1- 0	1- 0				
13- 2	0- 0	0- 0	CONFERENCE	0- 2	13- 0	11- 0				
7- 1	0- 0	0- 0	HOME	0- 1	7- 0	6- 0				
6- 1	0- 0	0- 0	AWAY	0- 1	6- 0	5- 0				
0- 0	0- 0	0- 0	NEUTRAL	0- 0	0- 0	0- 0				

RPI 1-25				RPI 26-50				RPI 51-100 Team's RPI: 98				RPI 101+			
RPI	S	Opponent	Score	RPI	S	Opponent	Score	RPI	S	Opponent	Score	RPI	S	Opponent	Score
8	A	Florida St.	50 82					52	A	FGCU	58 63	130	A	Bethune-Cookman	68 58
17	A	NC State	44 64					52	H	FGCU	63 65	164	A	South Ala.	60 58
								93	A	Alabama	60 75	174	A	Florida	59 69
												180	A	Troy	88 89
												199	A	Stetson	61 54
												199	H	Stetson	73 63
												229	A	Nicholls St.	69 61
												239	A	North Florida	66 48
												239	H	North Florida	64 43
												252	N	Northern Ky.	61 49
												261	A	Lipscomb	70 63
												261	H	Lipscomb	70 48
												284	H	Monmouth	74 65
												300	A	Kennesaw St.	67 49
												300	H	Kennesaw St.	79 52
												300	H	Kennesaw St.	84 49
												303	A	USC Upstate	71 45
												303	H	USC Upstate	65 49
												338	A	NJIT	88 58
												338	H	NJIT	73 53
												340	H	Iona	71 62
												344	H	Savannah St.	74 46
LAST 12 Division I GAMES:															
300	H	Kennesaw St.	79 52	199	A	Stetson	61 54								
239	H	North Florida	64 43	52	H	FGCU	63 65								
338	H	NJIT	73 53	199	H	Stetson	73 63								
303	H	USC Upstate	65 49	52	A	FGCU	58 63								
261	A	Lipscomb	70 63	303	A	USC Upstate	71 45								
300	A	Kennesaw St.	67 49	338	A	NJIT	88 58								

Non-Div I Games: Flagler 79 52 Edward Waters 79 58 Webber Int'l 64 43

Jacksonville

Loss, Non-Conf, S Site, H Home A Away N Neutral



Average RPI Win:	270	WON-LOST	WINNING	LAST 10	STRENGTH OF	OPP. STRENGTH	TEAM	ADJ.	CONF.	ADJ CONF.
Average RPI Loss:	150	RECORD	PCT. RANK	GAMES	SCHEDULE	OF SCHEDULE	RPI	RPI	RPI	RPI
DIV. I ONLY	17- 12	117	6- 4	232	287	160	160	25	25	
DIV. I NON-CONF.	4- 5	202	0- 0	255	188	215	215	27	27	
-----										
TOTALS	RPI 1-25	RPI 26-50	W-L RECORDS	RPI 51-100	RPI 101-999	RPI 201+				
17- 12	0- 1	0- 0	OVERALL	0- 4	17- 7	13- 3				
8- 4	0- 1	0- 0	HOME	0- 1	8- 2	7- 1				
7- 7	0- 0	0- 0	AWAY	0- 2	7- 1	6- 0				
2- 1	0- 0	0- 0	NEUTRAL	0- 1	2- 0	0- 0				
4- 5	0- 1	0- 0	NON-CONFERENCE	0- 1	4- 3	3- 1				
2- 1	0- 1	0- 0	HOME	0- 0	2- 0	2- 0				
1- 4	0- 0	0- 0	AWAY	0- 1	1- 3	1- 1				
1- 0	0- 0	0- 0	NEUTRAL	0- 0	1- 0	0- 0				
13- 7	0- 0	0- 0	CONFERENCE	0- 3	13- 4	10- 2				
6- 3	0- 0	0- 0	HOME	0- 1	6- 2	5- 1				
6- 3	0- 0	0- 0	AWAY	0- 1	6- 2	5- 1				
1- 1	0- 0	0- 0	NEUTRAL	0- 1	1- 0	0- 0				

RPI 1-25				RPI 26-50				RPI 51-100				RPI 101+ Team's RPI: 160			
RPI	S	Opponent	Score	RPI	S	Opponent	Score	RPI	S	Opponent	Score	RPI	S	Opponent	Score
8	H	Florida St.	51 75					58	A	Bel mont	55 71	123	A	Seton Hall	54 73
								58	H	Bel mont	35 66	155	H	UT Martin	57 61
								58	N	Bel mont	53 63	161	A	SIUE	41 65
								83	A	Mi ami (OH)	55 58	165	A	Clemson	45 53
												192	A	Morehead St.	67 65
												192	H	Morehead St.	70 64
												192	N	Morehead St.	69 56
												194	N	East Carolina	82 73
												222	A	New Orleans	59 54
												233	H	Southeast Mo. St.	55 48
												248	A	Austin Peay	51 50
												248	H	Austin Peay	65 47
												294	A	Murray St.	59 55
												294	H	Murray St.	97 65
												306	A	Georgia St.	41 55
												312	A	Tennessee Tech	73 59
												312	H	Tennessee Tech	58 60
												314	A	Eastern Ky.	44 48
												314	H	Eastern Ky.	65 51
												315	H	Alabama A&M	49 33
												328	A	Tennessee St.	75 56
												328	H	Tennessee St.	62 61
												334	H	Rhode Island	63 53
												345	A	Eastern Ill.	59 50
LAST 12 Division I GAMES:															
				58	N	Belmont	53 63	328	H	Tennessee St.	62 61				
				192	N	Morehead St.	69 56	312	H	Tennessee Tech	58 60				
				312	A	Tennessee Tech	73 59	161	A	SIUE	41 65				
				58	H	Belmont	35 66	345	A	Eastern Ill.	59 50				
				248	A	Austin Peay	51 50	233	H	Southeast Mo. St.	55 48				
				294	A	Murray St.	59 55	155	H	UT Martin	57 61				

Non-Div I Games: Stillman 93 38 Brewton-Parker 103 44

Jacksonville St.

Loss, 
Non-Conf, 
S Site, 
H Home
A Away 
N Neutral



Average RPI		Win: 199	WON-LOST RECORD	WINNING PCT. RANK	LAST 10 GAMES	STRENGTH OF SCHEDULE	OPP. STRENGTH OF SCHEDULE	TEAM RPI	ADJ. RPI	CONF. RPI	ADJ. CONF. RPI
Loss: 45											
DIV. I ONLY			20- 9	69	8- 2	77	100	63	63	10	10
DIV. I NON-CONF.			4- 7	226	0- 0	63	19	163	163	11	11
TOTALS		RPI 1-25		RPI 26-50		W-L RECORDS	RPI 51-100	RPI 101-999		RPI 201+	
20- 9	0- 2			2- 5		OVERALL	1- 1	17- 1		11- 0	
12- 3	0- 1			2- 1		HOME	1- 0	9- 1		6- 0	
8- 5	0- 1			0- 3		AWAY	0- 1	8- 0		5- 0	
0- 1	0- 0			0- 1		NEUTRAL	0- 0	0- 0		0- 0	
4- 7	0- 2			0- 3		NON-CONFERENCE	1- 1	3- 1		3- 0	
3- 3	0- 1			0- 1		HOME	1- 0	2- 1		2- 0	
1- 3	0- 1			0- 1		AWAY	0- 1	1- 0		1- 0	
0- 1	0- 0			0- 1		NEUTRAL	0- 0	0- 0		0- 0	
16- 2	0- 0			2- 2		CONFERENCE	0- 0	14- 0		8- 0	
9- 0	0- 0			2- 0		HOME	0- 0	7- 0		4- 0	
7- 2	0- 0			0- 2		AWAY	0- 0	7- 0		4- 0	
0- 0	0- 0			0- 0		NEUTRAL	0- 0	0- 0		0- 0	

RPI 1-25					RPI 26-50					RPI 51-100					RPI 101+				
RPI	S	Opponent	Score		RPI	S	Opponent	Score		RPI	S	Opponent	Score		RPI	S	Opponent	Score	
8	H	Florida St.	63	79	26	N	Villanova	57	60	70	A	St. John's (NY)	64	81	118	A	Delaware	56 53	
9	A	Tennessee	60	89	33	A	Dayton	54	82	88	H	Liberty	58	47	118	H	Delaware	67 56	
					38	H	Rutgers	63	76						131	H	Saint Joseph's	66 73	
					45	A	Drexel	71	73						138	A	Northeastern	60 57	
					45	H	Drexel	56	48						138	H	Northeastern	72 43	
					46	A	Elon	43	50						151	A	William & Mary	86 41	
					46	H	Elon	70	67						151	H	William & Mary	70 64	
															243	A	Hofstra	55 42	
															243	H	Hofstra	73 56	
															257	A	UNCW	63 48	
															257	H	UNCW	65 48	
															263	A	Col. of Charleston	67 45	
															263	H	Col. of Charleston	67 53	
															270	A	Towson	64 55	
															270	H	Towson	69 45	
															289	A	Vermont	68 56	
															293	H	Bryant	67 36	
															330	H	Wagner	68 45	
LAST 12 Division I GAMES:																			
					151	H	William & Mary	70	64	138	H	Northeastern	72	43					
					118	H	Delaware	67	56	46	A	Elon	43	50					
					45	A	Drexel	71	73	151	A	William & Mary	86	41					
					257	H	UNCW	65	48	263	H	Col. of Charleston	67	53					
					118	A	Delaware	56	53	243	H	Hofstra	73	56					
					270	A	Towson	64	55	257	A	UNCW	63	48					

### Non-Div I Games:

James Madison

Loss, Non-Conf, S Site, H Home A Away N Neutral



Average RPI Win: 201

Average RPI Loss: 66

WON-LOST  
RECORDWINNING  
PCT. RANKLAST 10  
GAMESSTRENGTH OF  
SCHEDULEOPP. STRENGTH  
OF SCHEDULETEAM  
RPIADJ.  
RPICONF.  
RPIADJ CONF.  
RPIDIV. I ONLY  
DIV. I NON-CONF.12- 18  
9- 2228  
331- 9  
0- 081  
24463  
266183  
104183  
1044  
54  
5

TOTALS

RPI 1-25

RPI 26-50

W-L RECORDS

RPI 51-100

RPI 101-999

RPI 201+

12- 18

0- 4

0- 2

OVERALL

2- 9

10- 3

7- 1

10- 8

0- 2

0- 1

HOME

2- 3

8- 2

5- 1

2- 9

0- 2

0- 1

AWAY

0- 5

2- 1

2- 0

0- 1

0- 0

0- 0

NEUTRAL

0- 1

0- 0

0- 0

9- 2

0- 0

0- 0

NON-CONFERENCE

0- 2

9- 0

6- 0

8- 1

0- 0

0- 0

HOME

0- 1

8- 0

5- 0

1- 1

0- 0

0- 0

AWAY

0- 1

1- 0

1- 0

0- 0

0- 0

0- 0

NEUTRAL

0- 0

0- 0

0- 0

3- 16

0- 4

0- 2

CONFERENCE

2- 7

1- 3

1- 1

2- 7

0- 2

0- 1

HOME

2- 2

0- 2

0- 1

1- 8

0- 2

0- 1

AWAY

0- 4

1- 1

1- 0

0- 1

0- 0

0- 0

NEUTRAL

0- 1

0- 0

0- 0

RPI 1-25

RPI 26-50

RPI 51-100

RPI 101+

Team's RPI: 183

RPI	S	Opponent	Score
4	A	Bayl or	51 88
4	H	Bayl or	48 83
11	A	Texas	62 79
11	H	Texas	41 55

RPI	S	Opponent	Score
31	A	Okl ahoma	64 97
31	H	Okl ahoma	52 72

RPI	S	Opponent	Score
54	A	Okl ahoma St.	63 92
54	H	Okl ahoma St.	66 59
59	H	Nebraska	49 66
61	A	West Vi rgi ni a	46 76
61	H	West Vi rgi ni a	54 74
70	A	St. John' s (NY)	53 65
71	A	TCU	66 76
71	H	TCU	86 77
91	A	Kansas St.	67 91
91	H	Kansas St.	59 63
91	N	Kansas St.	63 72

RPI	S	Opponent	Score
102	A	Iowa St.	69 71
102	H	Iowa St.	56 65
107	H	Ri ce	73 65
125	H	Yale	81 75
145	H	Arkansas	71 60
223	H	Texas Southern	72 37
233	H	Southeast Mo. St.	51 50
250	A	Texas Tech	60 47
250	H	Texas Tech	56 68
254	H	Campbel l	66 48
279	H	UMKC	63 48
332	H	Del aware St.	81 49
340	A	Iona	72 58

LAST 12 Di vi si on I GAMES:

91	N	Kansas St.	63 72	31	H	Okl ahoma	52 72
102	H	Iowa St.	56 65	54	A	Okl ahoma St.	63 92
91	A	Kansas St.	67 91	11	H	Texas	41 55
54	H	Okl ahoma St.	66 59	91	H	Kansas St.	59 63
4	A	Bayl or	51 88	31	A	Okl ahoma	64 97
61	A	West Vi rgi ni a	46 76	71	A	TCU	66 76

Non-Di v I Games:

Kansas

Loss, 
 Non-Conf, 
 S Site, 
 H Home 
 A Away 
 N Neutral



Average RPI Win:	180	WON-LOST	WINNING	LAST 10	STRENGTH OF	OPP. STRENGTH	TEAM	ADJ.	CONF.	ADJ CONF.
Average RPI Loss:	41	RECORD	PCT. RANK	GAMES	SCHEDULE	OF SCHEDULE	RPI	RPI	RPI	RPI
DIV. I ONLY	16- 15	176	4- 6	29	66	91	91	4	4	
DIV. I NON-CONF.	8- 3	65	0- 0	104	253	79	79	5	5	
-----										
TOTALS	RPI 1-25	RPI 26-50	W-L RECORDS	RPI 51-100	RPI 101-999	RPI 201+				
16- 15	0- 7	0- 2	OVERALL	4- 4	12- 2	6- 0				
9- 7	0- 2	0- 1	HOME	2- 2	7- 2	4- 0				
5- 6	0- 3	0- 1	AWAY	1- 2	4- 0	2- 0				
2- 2	0- 2	0- 0	NEUTRAL	1- 0	1- 0	0- 0				
8- 3	0- 2	0- 0	NON-CONFERENCE	2- 0	6- 1	4- 0				
6- 1	0- 0	0- 0	HOME	1- 0	5- 1	3- 0				
1- 1	0- 1	0- 0	AWAY	0- 0	1- 0	1- 0				
1- 1	0- 1	0- 0	NEUTRAL	1- 0	0- 0	0- 0				
8- 12	0- 5	0- 2	CONFERENCE	2- 4	6- 1	2- 0				
3- 6	0- 2	0- 1	HOME	1- 2	2- 1	1- 0				
4- 5	0- 2	0- 1	AWAY	1- 2	3- 0	1- 0				
1- 1	0- 1	0- 0	NEUTRAL	0- 0	1- 0	0- 0				

RPI 1-25				RPI 26-50				RPI 51-100				Team's RPI: 91				RPI 101+			
RPI	S	Opponent	Score	RPI	S	Opponent	Score	RPI	S	Opponent	Score	RPI	S	Opponent	Score	RPI	S	Opponent	Score
4	A	Bayl or	50 75	31	A	Okl ahoma	49 68	54	A	Okl ahoma St.	68 76	102	A	Iowa St.	67 60				
4	H	Bayl or	58 88	31	H	Okl ahoma	71 76	54	H	Okl ahoma St.	80 64	102	H	Iowa St.	45 80				
4	N	Bayl or	54 83					61	A	West Vi rgi ni a	60 52	115	H	SFA	74 49				
10	N	UCLA	55 64					61	H	West Vi rgi ni a	66 75	135	H	UNI	71 72				
11	A	Texas	54 76					71	A	TCU	70 87	166	H	UT Ar lington	70 56				
11	H	Texas	64 75					71	H	TCU	63 68	183	A	Kansas	63 59				
22	A	Mi ssouri	59 73					92	N	Penn St.	70 65	183	H	Kansas	91 67				
								95	H	Li ttle Rock	66 51	183	N	Kansas	72 63				
												225	A	North Texas	55 54				
												242	H	Omaha	81 60				
												250	A	Texas Tech	86 63				
												250	H	Texas Tech	83 69				
												339	H	Fl ori da A&M	81 57				
												346	H	Chi cago St.	99 51				
LAST 12 Di vi si on I GAMES:																			
		4 N Bayl or	54 83			11 A Texas	54 76												
		183 N Kansas	72 63			250 H Texas Tech	83 69												
		250 A Texas Tech	86 63			102 H Iowa St.	45 80												
		183 H Kansas	91 67			31 A Okl ahoma	49 68												
		61 H West Vi rgi ni a	66 75			183 A Kansas	63 59												
		71 A TCU	70 87			71 H TCU	63 68												

Non-Di v I Games:

Kansas St.



Average RPI Win:	292	WON-LOST	WINNING	LAST 10	STRENGTH OF	OPP. STRENGTH	TEAM	ADJ.	CONF.	ADJ CONF.
Average RPI Loss:	162	RECORD	PCT. RANK	GAMES	SCHEDULE	OF SCHEDULE	RPI	RPI	RPI	RPI
DIV. I ONLY	6- 19	303	2- 8	255	219	300	300	24	24	
DIV. I NON-CONF.	3- 7	254	0- 0	260	85	247	247	22	22	
-----										
TOTALS	RPI 1-25	RPI 26-50	W-L RECORDS	RPI 51-100	RPI 101-999	RPI 201+				
6- 19	0- 1	0- 0	OVERALL	0- 7	6- 11	5- 6				
3- 6	0- 0	0- 0	HOME	0- 2	3- 4	2- 3				
3- 11	0- 0	0- 0	AWAY	0- 4	3- 7	3- 3				
0- 2	0- 1	0- 0	NEUTRAL	0- 1	0- 0	0- 0				
3- 7	0- 1	0- 0	NON-CONFERENCE	0- 2	3- 4	3- 0				
1- 1	0- 0	0- 0	HOME	0- 0	1- 1	1- 0				
2- 4	0- 0	0- 0	AWAY	0- 1	2- 3	2- 0				
0- 2	0- 1	0- 0	NEUTRAL	0- 1	0- 0	0- 0				
3- 12	0- 0	0- 0	CONFERENCE	0- 5	3- 7	2- 6				
2- 5	0- 0	0- 0	HOME	0- 2	2- 3	1- 3				
1- 7	0- 0	0- 0	AWAY	0- 3	1- 4	1- 3				
0- 0	0- 0	0- 0	NEUTRAL	0- 0	0- 0	0- 0				

RPI 1-25				RPI 26-50				RPI 51-100				RPI 101+				Team's RPI: 300
RPI	S	Opponent	Score	RPI	S	Opponent	Score	RPI	S	Opponent	Score	RPI	S	Opponent	Score	
16	N	Maryland	35 89					52	A	FGCU	51 78	159	A	Ole Miss	63 92	
								52	H	FGCU	57 78	165	A	Clemson	28 41	
								68	A	Georgia Tech	48 86	190	A	Furman	59 78	
								79	N	Maine	39 75	194	H	East Carolina	56 66	
								98	A	Jacksonville	49 84	199	A	Stetson	53 96	
								98	A	Jacksonville	52 79	199	H	Stetson	66 49	
								98	H	Jacksonville	49 67	239	A	North Florida	72 77	
												239	H	North Florida	44 68	
												245	A	Presbyterian	60 51	
												261	A	Lipscomb	52 69	
												261	H	Lipscomb	62 64	
												303	A	USC Upstate	61 65	
												303	H	USC Upstate	64 70	
												306	H	Georgia St.	71 61	
												327	A	Ga. Southern	60 58	
												338	A	NJIT	61 58	
												338	H	NJIT	80 65	
-----																
LAST 12 Division I GAMES:																
				98	A	Jacksonville	52 79	338	A	NJIT	61 58					
				261	A	Lipscomb	52 69	303	H	USC Upstate	64 70					
				52	A	FGCU	51 78	338	H	NJIT	80 65					
				199	A	Stetson	53 96	303	A	USC Upstate	61 65					
				239	H	North Florida	44 68	199	H	Stetson	66 49					
				98	H	Jacksonville	49 67	52	H	FGCU	57 78					

Non-Div I Games: Middle Ga. St. 81 65

Kennesaw St.



Average RPI Win:	216	WON-LOST	WINNING	LAST 10	STRENGTH OF	OPP. STRENGTH	TEAM	ADJ.	CONF.	ADJ CONF.
Average RPI Loss:	82	RECORD	PCT. RANK	GAMES	SCHEDULE	OF SCHEDULE	RPI	RPI	RPI	RPI
DIV. I ONLY	12- 18	228	2- 8	98	90	162	162	8	8	
DIV. I NON-CONF.	7- 5	132	0- 0	128	130	100	100	8	8	
-----										
TOTALS	RPI 1-25	RPI 26-50	W-L RECORDS	RPI 51-100	RPI 101-999	RPI 201+				
12- 18	0- 4	0- 3	OVERALL	1- 6	11- 5	8- 2				
4- 7	0- 1	0- 1	HOME	0- 3	4- 2	4- 0				
6- 8	0- 0	0- 0	AWAY	1- 1	5- 1	3- 0				
2- 3	0- 1	0- 1	NEUTRAL	0- 1	2- 0	1- 0				
7- 5	0- 1	0- 2	NON-CONFERENCE	0- 2	7- 0	4- 0				
1- 1	0- 0	0- 0	HOME	0- 1	1- 0	1- 0				
4- 1	0- 0	0- 1	AWAY	0- 0	4- 0	2- 0				
2- 3	0- 1	0- 1	NEUTRAL	0- 1	2- 0	1- 0				
5- 13	0- 3	0- 1	CONFERENCE	1- 4	4- 5	4- 2				
3- 6	0- 1	0- 1	HOME	0- 2	3- 2	3- 0				
2- 7	0- 2	0- 0	AWAY	1- 2	1- 3	1- 2				
0- 0	0- 0	0- 0	NEUTRAL	0- 0	0- 0	0- 0				

RPI 1-25				RPI 26-50				RPI 51-100				RPI 101+ Team's RPI: 162			
RPI	S	Opponent	Score	RPI	S	Opponent	Score	RPI	S	Opponent	Score	RPI	S	Opponent	Score
13	N	Stanford	54 79	34	H	Ball St.	58 79	52	N	FGCU	62 80	104	H	Western Mi ch.	61 66
19	A	Buffalo	42 80	36	N	Gonzaga	57 77	73	A	Tol edo	62 55	132	A	Northern Ill.	79 81
19	H	Buffalo	51 81	39	A	Mi chi gan	41 54	83	A	Mi ami (OH)	35 58	132	H	Northern Ill.	62 72
20	A	Central Mich.	84 88					83	H	Mi ami (OH)	59 65	134	A	Robert Morris	46 31
								94	H	Wright St.	60 72	154	A	Youngstown St.	55 44
								100	A	Ohi o	78 79	191	N	Memphi s	70 55
								100	H	Ohi o	65 78	202	A	Bowl ing Green	50 60
												202	H	Bowl ing Green	81 57
												214	A	Eastern Mi ch.	67 60
												214	H	Eastern Mi ch.	76 69
												218	A	Akron	60 75
												218	H	Akron	60 55
												252	A	Northern Ky.	59 54
												299	N	Southeastern La.	81 60
												314	A	Eastern Ky.	65 57
												326	H	Detroit Mercy	82 74
-----															
LAST 12 Division I GAMES:															
83	A	Mi ami (OH)	35 58	19	A	Buffalo	42 80	132	H	Northern Ill.	62 72	202	H	Bowl ing Green	81 57
19	H	Buffalo	51 81	218	H	Akron	60 55	218	A	Akron	60 75	73	A	Tol edo	62 55
218	H	Akron	60 55	100	A	Ohi o	78 79	34	H	Ball St.	58 79				
100	A	Ohi o	78 79	83	H	Mi ami (OH)	59 65								
83	H	Mi ami (OH)	59 65	100	H	Ohi o	65 78								

Non-Div I Games:

Kent St.



Average RPI Win:	195	WON-LOST	WINNING	LAST 10	STRENGTH OF	OPP. STRENGTH	TEAM	ADJ.	CONF.	ADJ CONF.
Average RPI Loss:	32	RECORD	PCT. RANK	GAMES	SCHEDULE	OF SCHEDULE	RPI	RPI	RPI	RPI
DIV. I ONLY	15- 17	199	4- 6	15	52	86	86	2	2	
DIV. I NON-CONF.	8- 6	143	0- 0	117	131	116	116	2	2	
-----										
TOTALS	RPI 1-25	RPI 26-50	W-L RECORDS	RPI 51-100	RPI 101-999	RPI 201+				
15- 17	0- 10	0- 4	OVERALL	2- 1	13- 2	6- 0				
9- 7	0- 4	0- 3	HOME	1- 0	8- 0	5- 0				
5- 9	0- 5	0- 1	AWAY	0- 1	5- 2	1- 0				
1- 1	0- 1	0- 0	NEUTRAL	1- 0	0- 0	0- 0				
8- 6	0- 2	0- 2	NON-CONFERENCE	0- 1	8- 1	6- 0				
6- 2	0- 1	0- 1	HOME	0- 0	6- 0	5- 0				
2- 4	0- 1	0- 1	AWAY	0- 1	2- 1	1- 0				
0- 0	0- 0	0- 0	NEUTRAL	0- 0	0- 0	0- 0				
7- 11	0- 8	0- 2	CONFERENCE	2- 0	5- 1	0- 0				
3- 5	0- 3	0- 2	HOME	1- 0	2- 0	0- 0				
3- 5	0- 4	0- 0	AWAY	0- 0	3- 1	0- 0				
1- 1	0- 1	0- 0	NEUTRAL	1- 0	0- 0	0- 0				

RPI 1-25				RPI 26-50				RPI 51-100				RPI 101+			
RPI	S	Opponent	Score	RPI	S	Opponent	Score	RPI	S	Opponent	Score	RPI	S	Opponent	Score
3	A	Mississippi St.	55 74	27	H	Georgia	42 56	52	A	FGCU	64 70	101	H	Auburn	65 48
3	H	Mississippi St.	63 85	28	H	LSU	70 72	93	H	Alabama	79 54	103	A	Middle Tenn.	57 62
3	N	Mississippi St.	58 81	44	H	California	52 62	93	N	Alabama	71 64	111	A	Washington St.	73 68
4	A	Baylor	63 90	48	A	Miami (FL)	54 65					145	A	Arkansas	76 65
5	H	Louisville	63 87									145	H	Arkansas	78 57
9	H	Tennessee	49 63									149	A	Vanderbilt	55 70
12	A	South Carolina	63 81									159	A	Ole Miss	79 71
12	H	South Carolina	64 81									174	A	Florida	56 53
15	A	Texas A&M	70 74									192	H	Morehead St.	86 53
22	A	Missouri	78 83									227	H	Gardner-Webb	72 34
Team's RPI: 86															
LAST 12 Division I GAMES:															
3	N	Mississippi St.	58 81	3	A	Mississippi St.	55 74	22	A	Missouri	78 83	28	H	LSU	70 72
93	N	Alabama	71 64	28	H	LSU	70 72	101	H	Auburn	65 48	145	A	Arkansas	76 65
3	H	Mississippi St.	63 85	79	71			145	A	Arkansas	76 65	93	H	Alabama	79 54
159	A	Ole Miss	79 71	12	A	South Carolina	63 81								
12	A	South Carolina	63 81	145	H	Arkansas	78 57								

Non-Div I Games:

Kentucky



Average RPI Win:	296	WON-LOST	WINNING	LAST 10	STRENGTH OF	OPP. STRENGTH	TEAM	ADJ.	CONF.	ADJ CONF.
Average RPI Loss:	188	RECORD	PCT. RANK	GAMES	SCHEDULE	OF SCHEDULE	RPI	RPI	RPI	RPI
DIV. I ONLY	11- 17	233	3- 7	298	335	274	274	29	29	
DIV. I NON-CONF.	4- 7	226	0- 0	273	314	266	266	29	29	
-----										
TOTALS	RPI 1-25	RPI 26-50	W-L RECORDS	RPI 51-100	RPI 101-999	RPI 201+				
11- 17	0- 0	0- 1	OVERALL	0- 1	11- 15	10- 8				
6- 7	0- 0	0- 1	HOME	0- 1	6- 5	5- 3				
5- 10	0- 0	0- 0	AWAY	0- 0	5- 1	5- 1				
0- 0	0- 0	0- 0	NEUTRAL	0- 0	0- 0	0- 0				
4- 7	0- 0	0- 1	NON-CONFERENCE	0- 1	4- 5	3- 2				
2- 3	0- 0	0- 1	HOME	0- 1	2- 1	1- 1				
2- 4	0- 0	0- 0	AWAY	0- 0	2- 4	2- 1				
0- 0	0- 0	0- 0	NEUTRAL	0- 0	0- 0	0- 0				
7- 10	0- 0	0- 0	CONFERENCE	0- 0	7- 10	7- 6				
4- 4	0- 0	0- 0	HOME	0- 0	4- 4	4- 2				
3- 6	0- 0	0- 0	AWAY	0- 0	3- 6	3- 4				
0- 0	0- 0	0- 0	NEUTRAL	0- 0	0- 0	0- 0				

RPI	S	Opponent	Score	RPI	S	Opponent	Score	RPI	S	Opponent	Score	RPI	S	Opponent	Score
39	H	Michigan	49 86	77	H	Navy	47 79	109	A	George Mason	70 73	113	A	Saint Francis (PA)	71 101
								113	H	Saint Francis (PA)	54 85	125	A	Yale	51 62
								134	A	Robert Morris	53 60	134	H	Robert Morris	44 55
								163	A	Army West Point	37 71	197	H	Lehigh	72 69
								240	A	Lafayette	53 69	257	A	Sacred Heart	43 63
								257	H	Sacred Heart	46 50	262	H	Manhattan	38 72
								266	A	St. Francis Brooklyn	54 64	266	H	St. Francis Brooklyn	61 59
								285	A	Fairleigh Dickinson	62 53	285	H	Fairleigh Dickinson	49 61
								288	A	Central Conn. St.	61 54	293	A	Bryant	56 75
								293	H	Bryant	69 61	297	A	Mt. St. Mary's	61 59
								297	H	Mt. St. Mary's	53 48	322	A	UMBC	66 52
								330	A	Wagner	44 52	330	H	Wagner	74 69
								338	A	NJIT	67 49	347	H	Saint Peter's	57 46
LAST 12 Division I GAMES:															
293	H	Bryant	69 61	330	A	Wagner	44 52	297	A	Mt. St. Mary's	61 59	285	H	Fairleigh Dickinson	49 61
257	A	Sacred Heart	43 63	297	A	Mt. St. Mary's	61 59	257	H	Sacred Heart	46 50	288	A	Central Conn. St.	61 54
285	A	Fairleigh Dickinson	62 53	285	H	Fairleigh Dickinson	49 61	293	A	Bryant	56 75				
266	A	St. Francis Brooklyn	54 64												
113	H	Saint Francis (PA)	54 85												
134	H	Robert Morris	44 55												

Non-Div I Games:

LIU Brooklyn



Average RPI	Win:	137	WON-LOST	WINNING	LAST 10	STRENGTH OF	OPP. STRENGTH	TEAM	ADJ.	CONF.	ADJ CONF.
Average RPI	Loss:	33	RECORD	PCT. RANK	GAMES	SCHEDULE	OF SCHEDULE	RPI	RPI	RPI	RPI
DIV. I ONLY		19- 9		74	7- 3	36	15	28	28	2	2
DIV. I NON-CONF.		8- 3		65	0- 0	122	76	48	48	2	2
-----											
TOTALS	RPI 1-25		RPI 26-50		W-L RECORDS	RPI 51-100		RPI 101-999		RPI 201+	
19- 9	3- 6		1- 1		OVERALL	3- 1		12- 1		4- 0	
11- 1	2- 1		1- 0		HOME	1- 0		7- 0		3- 0	
7- 6	1- 3		0- 1		AWAY	2- 1		4- 1		1- 0	
1- 2	0- 2		0- 0		NEUTRAL	0- 0		1- 0		0- 0	
8- 3	0- 2		0- 1		NON-CONFERENCE	1- 0		7- 0		4- 0	
4- 0	0- 0		0- 0		HOME	0- 0		4- 0		3- 0	
3- 2	0- 1		0- 1		AWAY	1- 0		2- 0		1- 0	
1- 1	0- 1		0- 0		NEUTRAL	0- 0		1- 0		0- 0	
11- 6	3- 4		1- 0		CONFERENCE	2- 1		5- 1		0- 0	
7- 1	2- 1		1- 0		HOME	1- 0		3- 0		0- 0	
4- 4	1- 2		0- 0		AWAY	1- 1		2- 1		0- 0	
0- 1	0- 1		0- 0		NEUTRAL	0- 0		0- 0		0- 0	

RPI 1-25				RPI 26-50				RPI 51-100				RPI 101+			
RPI	S	Opponent	Score	RPI	S	Opponent	Score	RPI	S	Opponent	Score	RPI	S	Opponent	Score
3	H	Mississippi St.	70 83	27	H	Georgia	71 60	86	A	Kentucky	72 70	101	A	Auburn	62 70
9	H	Tennessee	70 59	37	A	Northern Colo.	50 58	93	A	Alabama	51 65	101	H	Auburn	59 56
11	N	Texas	66 75					93	H	Alabama	79 78	121	N	Saint Louis	71 59
12	A	South Carolina	48 57					95	A	Little Rock	56 37	129	A	Tulane	73 50
14	A	South Fla.	55 61									145	A	Arkansas	62 57
15	A	Texas A&M	59 69									149	H	Vanderbilt	85 65
15	H	Texas A&M	80 78									158	H	Louisiana	60 45
15	N	Texas A&M	69 75									159	H	Ole Miss	84 55
22	A	Missouri	69 65									174	A	Florida	66 59
LAST 12 Division I GAMES:															
15	N	Texas A&M	69 75	101	A	Auburn	62 70								
93	H	Alabama	79 78	86	A	Kentucky	72 70								
12	A	South Carolina	48 57	27	H	Georgia	71 60								
145	A	Arkansas	62 57	9	H	Tennessee	70 59								
159	H	Ole Miss	84 55	15	A	Texas A&M	59 69								
15	H	Texas A&M	80 78	101	H	Auburn	59 56								

Non-Div I Games:

LSU



Average RPI Win:	208	WON-LOST	WINNING	LAST 10	STRENGTH OF	OPP. STRENGTH	TEAM	ADJ.	CONF.	ADJ CONF.
Average RPI Loss:	140	RECORD	PCT. RANK	GAMES	SCHEDULE	OF SCHEDULE	RPI	RPI	RPI	RPI
DIV. I ONLY	8- 22	288	1- 9	112	149	244	244	12	12	
DIV. I NON-CONF.	5- 8	220	0- 0	98	195	152	152	10	10	
-----										
TOTALS	RPI 1-25	RPI 26-50	W-L RECORDS	RPI 51-100	RPI 101-999	RPI 201+				
8- 22	0- 0	0- 3	OVERALL	1- 6	7- 13	4- 5				
4- 8	0- 0	0- 2	HOME	1- 0	3- 6	2- 1				
3- 14	0- 0	0- 1	AWAY	0- 6	3- 7	2- 4				
1- 0	0- 0	0- 0	NEUTRAL	0- 0	1- 0	0- 0				
5- 8	0- 0	0- 2	NON-CONFERENCE	1- 2	4- 4	2- 3				
1- 3	0- 0	0- 1	HOME	1- 0	0- 2	0- 1				
3- 5	0- 0	0- 1	AWAY	0- 2	3- 2	2- 2				
1- 0	0- 0	0- 0	NEUTRAL	0- 0	1- 0	0- 0				
3- 14	0- 0	0- 1	CONFERENCE	0- 4	3- 9	2- 2				
3- 5	0- 0	0- 1	HOME	0- 0	3- 4	2- 0				
0- 9	0- 0	0- 0	AWAY	0- 4	0- 5	0- 2				
0- 0	0- 0	0- 0	NEUTRAL	0- 0	0- 0	0- 0				

RPI 1-25				RPI 26-50				RPI 51-100				RPI 101+ Team's RPI: 244			
RPI	S	Opponent	Score	RPI	S	Opponent	Score	RPI	S	Opponent	Score	RPI	S	Opponent	Score
				26	H	Villanova	49 76	51	A	Harvard	61 70	109	A	George Mason	55 65
				33	H	Dayton	47 76	56	A	American	48 66	109	H	George Mason	56 69
				45	A	Drexel	54 79	60	H	Penn	66 59	121	H	Saint Louis	87 76
								74	A	Duquesne	50 78	131	A	Saint Joseph's	49 70
								84	A	Fordham	45 66	131	H	Saint Joseph's	64 75
								85	A	George Washington	49 69	175	N	New Hampshire	59 51
								85	A	George Washington	45 60	179	H	Temple	52 69
												187	H	Davidson	51 58
												196	A	Richmond	51 77
												196	H	Richmond	57 60
												197	A	Lehigh	69 61
												203	A	Wisconsin	60 71
												225	A	North Texas	44 70
												240	A	Lafayette	74 47
												255	H	Rider	55 76
												256	H	St. Bonaventure	66 63
												275	A	Massachusetts	66 69
												280	H	VCU	62 57
												332	A	Delaware St.	71 48
												334	A	Rhode Island	63 72
LAST 12 Division I GAMES:															
				85	A	George Washington	49 69	121	H	Saint Louis	87 76				
				109	A	George Mason	55 65	275	A	Massachusetts	66 69				
				187	H	Davidson	51 58	85	A	George Washington	45 60				
				131	A	Saint Joseph's	49 70	131	H	Saint Joseph's	64 75				
				84	A	Fordham	45 66	280	H	VCU	62 57				
				196	H	Richmond	57 60	334	A	Rhode Island	63 72				

Non-Div I Games:

La Salle



Average RPI Win:	270	WON-LOST	WINNING	LAST 10	STRENGTH OF	OPP. STRENGTH	TEAM	ADJ.	CONF.	ADJ CONF.
Average RPI Loss:	183	RECORD	PCT. RANK	GAMES	SCHEDULE	OF SCHEDULE	RPI	RPI	RPI	RPI
DIV. I ONLY	2- 25	343	0- 10	182	290	337	337	22	22	
DIV. I NON-CONF.	1- 8	313	0- 0	252	318	338	338	23	23	
-----										
TOTALS	RPI 1-25	RPI 26-50	W-L RECORDS	RPI 51-100	RPI 101-999	RPI 201+				
2- 25	0- 0	0- 0	OVERALL	0- 3	2- 22	2- 9				
2- 10	0- 0	0- 0	HOME	0- 1	2- 9	2- 4				
0- 15	0- 0	0- 0	AWAY	0- 1	0- 4	0- 1				
0- 0	0- 0	0- 0	NEUTRAL	0- 0	0- 0	0- 0				
1- 8	0- 0	0- 0	NON-CONFERENCE	0- 1	1- 7	1- 4				
1- 2	0- 0	0- 0	HOME	0- 0	1- 2	1- 2				
0- 6	0- 0	0- 0	AWAY	0- 1	0- 5	0- 2				
0- 0	0- 0	0- 0	NEUTRAL	0- 0	0- 0	0- 0				
1- 17	0- 0	0- 0	CONFERENCE	0- 2	1- 15	1- 5				
1- 8	0- 0	0- 0	HOME	0- 1	1- 7	1- 2				
0- 9	0- 0	0- 0	AWAY	0- 1	0- 8	0- 3				
0- 0	0- 0	0- 0	NEUTRAL	0- 0	0- 0	0- 0				

RPI 1-25				RPI 26-50				RPI 51-100				RPI 101+				Team's RPI: 337	
RPI	S	Opponent	Score	RPI	S	Opponent	Score	RPI	S	Opponent	Score	RPI	S	Opponent	Score		
								54	A	Oklahoma St.	58	112	101	A	Auburn	41	67
								95	A	Little Rock	37	57	107	A	Rice	47	63
								95	H	Little Rock	47	71	124	A	Louisiana Tech	49	71
												137	A	Texas St.	52	86	
												137	H	Texas St.	45	81	
												158	A	Louisiana	55	63	
												158	H	Louisiana	48	76	
												164	A	South Ala.	55	72	
												164	H	South Ala.	60	67	
												166	A	UT Arlington	61	70	
												166	H	UT Arlington	53	80	
												180	A	Troy	62	94	
												180	H	Troy	79	86	
												209	A	Arkansas St.	62	76	
												209	H	Arkansas St.	73	80	
												222	H	New Orleans	51	89	
												228	H	Coastal Caro.	62	56	
												232	A	Grambling	52	61	
												273	H	Appalachian St.	67	71	
												278	A	McNeese	61	65	
												306	A	Georgia St.	57	70	
												311	H	Houston Baptist	77	73	
												327	A	Ga. Southern	45	75	
												336	H	Northwestern St.	48	70	
LAST 12 Division I GAMES:																	
				209	H	Arkansas St.	73	80	306	A	Georgia St.	57	70				
				95	H	Little Rock	47	71	327	A	Ga. Southern	45	75				
				180	A	Troy	62	94	158	H	Louisiana	48	76				
				164	A	South Ala.	55	72	164	H	South Ala.	60	67				
				137	H	Texas St.	45	81	180	H	Troy	79	86				
				166	H	UT Arlington	53	80	166	A	UT Arlington	61	70				

Non-Div I Games: Millsaps 73 41 Centenary (LA) 90 53

La. -Monroe



Average RPI Win:	256	WON-LOST	WINNING	LAST 10	STRENGTH OF	OPP. STRENGTH	TEAM	ADJ.	CONF.	ADJ CONF.
Average RPI Loss:	141	RECORD	PCT. RANK	GAMES	SCHEDULE	OF SCHEDULE	RPI	RPI	RPI	RPI
DIV. I ONLY	11- 18	237	3- 7	173	231	240	240	15	15	
DIV. I NON-CONF.	4- 6	214	0- 0	223	328	245	245	18	18	
-----										
TOTALS	RPI 1-25	RPI 26-50	W-L RECORDS	RPI 51-100	RPI 101-999	RPI 201+				
11- 18	0- 0	0- 2	OVERALL	0- 7	11- 9	11- 4				
7- 8	0- 0	0- 1	HOME	0- 3	7- 4	7- 2				
4- 10	0- 0	0- 1	AWAY	0- 4	4- 5	4- 2				
0- 0	0- 0	0- 0	NEUTRAL	0- 0	0- 0	0- 0				
4- 6	0- 0	0- 2	NON-CONFERENCE	0- 1	4- 3	4- 2				
3- 2	0- 0	0- 1	HOME	0- 0	3- 1	3- 1				
1- 4	0- 0	0- 1	AWAY	0- 1	1- 2	1- 1				
0- 0	0- 0	0- 0	NEUTRAL	0- 0	0- 0	0- 0				
7- 12	0- 0	0- 0	CONFERENCE	0- 6	7- 6	7- 2				
4- 6	0- 0	0- 0	HOME	0- 3	4- 3	4- 1				
3- 6	0- 0	0- 0	AWAY	0- 3	3- 3	3- 1				
0- 0	0- 0	0- 0	NEUTRAL	0- 0	0- 0	0- 0				

RPI 1-25				RPI 26-50				RPI 51-100				RPI 101+				Team's RPI: 240	
RPI	S	Opponent	Score	RPI	S	Opponent	Score	RPI	S	Opponent	Score	RPI	S	Opponent	Score		
29	H	Princeton	45 53	56	A	American	66 74	134	A	Robert Morris	42 63						
45	A	Drexel	37 52	56	H	American	67 74	163	A	Army West Point	39 48						
				60	A	Penn	42 55	163	H	Army West Point	60 65						
				77	A	Navy	59 65	197	A	Lehigh	45 70						
				77	H	Navy	43 59	197	H	Lehigh	62 72						
				89	A	Bucknell I	53 83	229	A	Boston U.	47 45						
				89	H	Bucknell I	57 80	229	H	Boston U.	44 41						
								229	H	Boston U.	66 61						
								235	A	Holy Cross	69 65						
								235	H	Holy Cross	56 69						
								238	A	Loyola Maryland	73 64						
								238	H	Loyola Maryland	65 54						
								244	H	La Salle	47 74						
								255	H	Rider	60 45						
								272	A	Cornell	59 58						
								274	H	LIU Brooklyn	69 53						
								287	A	Colgate	55 60						
								287	H	Colgate	63 48						
								330	H	Wagner	70 52						
								347	A	Saint Peter's	61 64						
LAST 12 Division I GAMES:																	
229	H	Boston U.	66 61	238	A	Loyola Maryland	73 64										
287	A	Colgate	55 60	163	A	Army West Point	39 48										
197	H	Lehigh	62 72	89	H	Bucknell I	57 80										
229	H	Boston U.	44 41	235	H	Holy Cross	56 69										
56	A	American	66 74	229	A	Boston U.	47 45										
77	H	Navy	43 59	56	H	American	67 74										

Non-Div I Games:

Lafayette



Average RPI Win:	257	WON-LOST	WINNING	LAST 10	STRENGTH OF	OPP. STRENGTH	TEAM	ADJ.	CONF.	ADJ CONF.
Average RPI Loss:	107	RECORD	PCT. RANK	GAMES	SCHEDULE	OF SCHEDULE	RPI	RPI	RPI	RPI
DIV. I ONLY	18- 6	46	10- 0	264	252	90	90	26	26	
DIV. I NON-CONF.	1- 5	300	0- 0	37	12	188	188	26	26	
-----										
TOTALS	RPI 1-25	RPI 26-50	W-L RECORDS	RPI 51-100	RPI 101-999	RPI 201+				
18- 6	0- 1	0- 0	OVERALL	0- 2	18- 3	15- 0				
9- 0	0- 0	0- 0	HOME	0- 0	9- 0	8- 0				
8- 5	0- 1	0- 0	AWAY	0- 2	8- 2	7- 0				
1- 1	0- 0	0- 0	NEUTRAL	0- 0	1- 1	0- 0				
1- 5	0- 1	0- 0	NON-CONFERENCE	0- 2	1- 2	0- 0				
0- 0	0- 0	0- 0	HOME	0- 0	0- 0	0- 0				
0- 4	0- 1	0- 0	AWAY	0- 2	0- 1	0- 0				
1- 1	0- 0	0- 0	NEUTRAL	0- 0	1- 1	0- 0				
17- 1	0- 0	0- 0	CONFERENCE	0- 0	17- 1	15- 0				
9- 0	0- 0	0- 0	HOME	0- 0	9- 0	8- 0				
8- 1	0- 0	0- 0	AWAY	0- 0	8- 1	7- 0				
0- 0	0- 0	0- 0	NEUTRAL	0- 0	0- 0	0- 0				

RPI 1-25				RPI 26-50				RPI 51-100 Team's RPI: 90				RPI 101+			
RPI	S	Opponent	Score	RPI	S	Opponent	Score	RPI	S	Opponent	Score	RPI	S	Opponent	Score
4	A	Baylor	62 121					61	A	Purdue	64 79	115	A	SFA	75 58
								82	A	New Mexico	58 90	115	H	SFA	79 65
												126	A	Central Ark.	39 51
												132	N	Northern Ill.	90 80
												177	A	Pacific	75 80
												193	N	North Dakota	70 73
												222	H	New Orleans	100 77
												226	A	A&M-Corpus Christi	70 31
												226	H	A&M-Corpus Christi	65 59
												229	A	Nicholls St.	76 61
												253	H	Abilene Christian	77 71
												278	A	McNeese	81 72
												278	H	McNeese	83 58
												299	A	Southeastern La.	75 58
												310	A	Incarnate Word	71 47
												310	H	Incarnate Word	77 54
												311	A	Houston Baptist	79 51
												311	H	Houston Baptist	90 55
												335	A	Sam Houston St.	68 44
												335	H	Sam Houston St.	91 44
												336	H	Northwestern St.	71 44
LAST 12 Division I GAMES:															
278	A	McNeese	81 72	336	H	Northwestern St.	71 44								
115	A	SFA	75 58	115	H	SFA	79 65								
311	H	Houston Baptist	90 55	253	H	Abilene Christian	77 71								
226	H	A&M-Corpus Christi	65 59	278	H	McNeese	83 58								
310	A	Incarnate Word	71 47	229	A	Nicholls St.	76 61								
335	A	Sam Houston St.	68 44	335	H	Sam Houston St.	91 44								

Non-Div I Games: Howard Payne 101 37 Schreiner 116 37 Louisiana Col. 93 62 S' western Assemblies 92 49 Lamar University



Average RPI Win:	232	WON-LOST	WINNING	LAST 10	STRENGTH OF	OPP. STRENGTH	TEAM	ADJ.	CONF.	ADJ CONF.
Average RPI Loss:	163	RECORD	PCT. RANK	GAMES	SCHEDULE	OF SCHEDULE	RPI	RPI	RPI	RPI
DIV. I ONLY	14- 14	178	3- 7	236	208	197	197	15	15	
DIV. I NON-CONF.	5- 5	170	0- 0	324	288	246	246	18	18	
<hr/>										
TOTALS	RPI 1-25	RPI 26-50	W-L RECORDS	RPI 51-100	RPI 101-999	RPI 201+				
14- 14	0- 0	0- 2	OVERALL	2- 4	12- 8	11- 7				
9- 4	0- 0	0- 0	HOME	2- 1	7- 3	6- 3				
5- 9	0- 0	0- 1	AWAY	0- 3	5- 5	5- 4				
0- 1	0- 0	0- 1	NEUTRAL	0- 0	0- 0	0- 0				
5- 5	0- 0	0- 2	NON-CONFERENCE	0- 0	5- 3	5- 3				
3- 1	0- 0	0- 0	HOME	0- 0	3- 1	3- 1				
2- 3	0- 0	0- 1	AWAY	0- 0	2- 2	2- 2				
0- 1	0- 0	0- 1	NEUTRAL	0- 0	0- 0	0- 0				
9- 9	0- 0	0- 0	CONFERENCE	2- 4	7- 5	6- 4				
6- 3	0- 0	0- 0	HOME	2- 1	4- 2	3- 2				
3- 6	0- 0	0- 0	AWAY	0- 3	3- 3	3- 2				
0- 0	0- 0	0- 0	NEUTRAL	0- 0	0- 0	0- 0				

RPI	S	Opponent	Score	RPI	S	Opponent	Score	RPI	S	Opponent	Score	RPI	S	Opponent	Score	Team's RPI: 197
26	N	Villanova	42 62	56	A	American	64 82	163	A	Army West Point	50 55					
40	A	Minnesota	73 107	56	H	American	44 60	163	H	Army West Point	59 55					
				77	A	Navy	50 53	229	A	Boston U.	65 56					
				77	H	Navy	66 63	229	H	Boston U.	74 58					
				89	A	Bucknell I	52 59	235	A	Holy Cross	49 54					
				89	H	Bucknell I	66 62	235	H	Holy Cross	62 65					
								238	A	Loyola Maryland	64 67					
								238	H	Loyola Maryland	64 55					
								240	A	Lafayette	72 62					
								240	H	Lafayette	70 45					
								244	H	La Salle	61 69					
								257	A	Sacred Heart	55 65					
								269	H	Fairfield	56 53					
								272	A	Cornell	62 57					
								274	A	LIU Brooklyn	69 72					
								284	A	Monmouth	75 57					
								287	A	Colgate	59 51					
								287	H	Colgate	48 54					
								297	H	Mt. St. Mary's	75 71					
								338	H	NJIT	64 50					
<hr/>																
LAST 12 Division I GAMES:																
235	H	Holy Cross	62 65	89	A	Bucknell I	52 59									
240	A	Lafayette	72 62	229	A	Boston U.	65 56									
238	H	Loyola Maryland	64 55	77	A	Navy	50 53									
163	A	Army West Point	50 55	238	A	Loyola Maryland	64 67									
287	H	Colgate	48 54	163	H	Army West Point	59 55									
56	H	American	44 60	287	A	Colgate	59 51									

Non-Div I Games: Mansfield 77 47

Lehigh



Average RPI Win: 262	WON-LOST RECORD	WINNING PCT. RANK	LAST 10 GAMES	STRENGTH OF SCHEDULE	OPP. STRENGTH OF SCHEDULE	TEAM RPI	ADJ. RPI	CONF. RPI	ADJ. CONF. RPI
Average RPI Loss: 104									
DIV. I ONLY	19- 9	74	8- 2	163	298	88	88	27	27
DIV. I NON-CONF.	3- 7	254	0- 1	35	129	137	137	28	28
-----									
TOTALS	RPI 1-25	RPI 26-50	W-L RECORDS	RPI 51-100	RPI 101-999	RPI 201+			
19- 9	0- 1	0- 2	OVERALL	0- 3	19- 3	15- 2			
10- 0	0- 0	0- 0	HOME	0- 0	10- 0	8- 0			
8- 7	0- 1	0- 1	AWAY	0- 2	8- 3	7- 2			
1- 2	0- 0	0- 1	NEUTRAL	0- 1	1- 0	0- 0			
3- 7	0- 1	0- 2	NON-CONFERENCE	0- 3	3- 1	2- 1			
1- 0	0- 0	0- 0	HOME	0- 0	1- 0	1- 0			
1- 5	0- 1	0- 1	AWAY	0- 2	1- 1	1- 1			
1- 2	0- 0	0- 1	NEUTRAL	0- 1	1- 0	0- 0			
16- 2	0- 0	0- 0	CONFERENCE	0- 0	16- 2	13- 1			
9- 0	0- 0	0- 0	HOME	0- 0	9- 0	7- 0			
7- 2	0- 0	0- 0	AWAY	0- 0	7- 2	6- 1			
0- 0	0- 0	0- 0	NEUTRAL	0- 0	0- 0	0- 0			

RPI S Opponent Score	RPI S Opponent Score	RPI S Opponent Score	RPI S Opponent Score
18 A Duke 51 68	37 N Northern Colo. 57 65	63 A James Madison 47 58	136 A Radford 45 52
	39 A Michigan 50 74	69 N Houston 68 75	136 H Radford 61 56
		72 A Drake 68 96	171 N Denver 82 69
			195 A High Point 65 42
			195 H High Point 57 49
			224 A UNC Asheville 41 48
			224 H UNC Asheville 53 48
			227 A Gardner-Webb 85 60
			227 H Gardner-Webb 59 41
			245 A Presbyterian 76 64
			245 H Presbyterian 63 55
			254 A Campbell 46 33
			254 H Campbell 60 42
			275 A Massachusetts 61 64
			283 A Old Dominion 63 55
			298 H Valparaiso 61 40
			325 A Charleston So. 95 57
			325 H Charleston So. 63 53
			342 A Longwood 63 51
			342 H Longwood 73 36
			343 A Winthrop 73 53
			343 H Winthrop 63 37
LAST 12 Division I GAMES:			
72 A Drake 68 96	136 A Radford 45 52		
195 H High Point 57 49	254 A Campbell 46 33		
342 H Longwood 73 36	227 H Gardner-Webb 59 41		
325 A Charleston So. 95 57	245 H Presbyterian 63 55		
343 A Winthrop 73 53	195 A High Point 65 42		
224 H UNC Asheville 53 48	136 H Radford 61 56		

Non-Div I Games: Shippensburg 105 43 Limestone 68 38

Liberty



Average RPI Win: 301	WON-LOST RECORD	WINNING PCT. RANK	LAST 10 GAMES	STRENGTH OF SCHEDULE	OPP. STRENGTH OF SCHEDULE	TEAM RPI	ADJ. RPI	CONF. RPI	ADJ CONF. RPI
Average RPI Loss: 151									
DIV. I ONLY	12- 18	228	6- 4	286	254	261	261	24	24
DIV. I NON-CONF.	4- 11	279	0- 0	269	268	284	284	22	22
-----									
TOTALS	RPI 1-25	RPI 26-50	W-L RECORDS	RPI 51-100	RPI 101-999	RPI 201+			
12- 18	0- 0	0- 1	OVERALL	0- 6	12- 11	12- 4			
7- 7	0- 0	0- 0	HOME	0- 4	7- 3	7- 1			
5- 11	0- 0	0- 1	AWAY	0- 2	5- 8	5- 3			
0- 0	0- 0	0- 0	NEUTRAL	0- 0	0- 0	0- 0			
4- 11	0- 0	0- 1	NON-CONFERENCE	0- 2	4- 8	4- 3			
2- 4	0- 0	0- 0	HOME	0- 2	2- 2	2- 1			
2- 7	0- 0	0- 1	AWAY	0- 0	2- 6	2- 2			
0- 0	0- 0	0- 0	NEUTRAL	0- 0	0- 0	0- 0			
8- 7	0- 0	0- 0	CONFERENCE	0- 4	8- 3	8- 1			
5- 3	0- 0	0- 0	HOME	0- 2	5- 1	5- 0			
3- 4	0- 0	0- 0	AWAY	0- 2	3- 2	3- 1			
0- 0	0- 0	0- 0	NEUTRAL	0- 0	0- 0	0- 0			

RPI S Opponent	Score	RPI S Opponent	Score	RPI S Opponent	Score	RPI S Opponent	Score
		34 A Ball St.	46 84	52 A FGCU	52 88	103 A Middle Tenn.	48 72
				52 H FGCU	54 68	121 A Saint Louis	57 101
				58 H Belmont	59 91	122 A Butler	58 70
				93 H Alabama	51 73	149 A Vanderbilt	82 92
				98 A Jacksonville	48 70	192 H Morehead St.	55 75
				98 H Jacksonville	63 70	199 A Stetson	71 91
						199 H Stetson	55 59
						239 A North Florida	73 69
						239 H North Florida	78 57
						248 H Austin Peay	63 71
						263 A Col. of Charleston	69 85
						294 H Murray St.	65 64
						300 A Kennesaw St.	64 62
						300 H Kennesaw St.	69 52
						303 A USC Upstate	64 80
						303 H USC Upstate	97 78
						303 H USC Upstate	95 53
						312 A Tennessee Tech	61 57
						315 H Alabama A&M	66 50
						325 A Charleston So.	58 54
						328 A Tennessee St.	64 71
						338 A NJIT	74 58
						338 H NJIT	66 58
LAST 12 Division I GAMES:							
303 H USC Upstate	95 53	303 A USC Upstate	64 80				
300 H Kennesaw St.	69 52	338 H NJIT	66 58				
199 A Stetson	71 91	303 H USC Upstate	97 78				
52 A FGCU	52 88	338 A NJIT	74 58				
98 H Jacksonville	63 70	52 H FGCU	54 68				
239 H North Florida	78 57	199 H Stetson	55 59				

Non-Div I Games:

Lipscomb



Average RPI Win:	223	WON-LOST	WINNING	LAST 10	STRENGTH OF	OPP. STRENGTH	TEAM	ADJ.	CONF.	ADJ CONF.
Average RPI Loss:	97	RECORD	PCT. RANK	GAMES	SCHEDULE	OF SCHEDULE	RPI	RPI	RPI	RPI
DIV. I ONLY	20- 9	69	9- 1	204	127	95	95	22	22	
DIV. I NON-CONF.	3- 8	268	0- 0	30	4	191	191	23	23	
-----										
TOTALS	RPI 1-25	RPI 26-50	W-L RECORDS	RPI 51-100	RPI 101-999	RPI 201+				
20- 9	0- 2	1- 1	OVERALL	1- 1	18- 5	12- 1				
12- 3	0- 0	1- 1	HOME	1- 0	10- 2	6- 1				
8- 6	0- 2	0- 0	AWAY	0- 1	8- 3	6- 0				
0- 0	0- 0	0- 0	NEUTRAL	0- 0	0- 0	0- 0				
3- 8	0- 2	1- 1	NON-CONFERENCE	1- 1	1- 4	0- 1				
3- 3	0- 0	1- 1	HOME	1- 0	1- 2	0- 1				
0- 5	0- 2	0- 0	AWAY	0- 1	0- 2	0- 0				
0- 0	0- 0	0- 0	NEUTRAL	0- 0	0- 0	0- 0				
17- 1	0- 0	0- 0	CONFERENCE	0- 0	17- 1	12- 0				
9- 0	0- 0	0- 0	HOME	0- 0	9- 0	6- 0				
8- 1	0- 0	0- 0	AWAY	0- 0	8- 1	6- 0				
0- 0	0- 0	0- 0	NEUTRAL	0- 0	0- 0	0- 0				

RPI 1-25				RPI 26-50				RPI 51-100				Team's RPI: 95				RPI 101+			
RPI	S	Opponent	Score	RPI	S	Opponent	Score	RPI	S	Opponent	Score	RPI	S	Opponent	Score	RPI	S	Opponent	Score
3	A	Mississippi St.	48 86	28	H	LSU	37 56	91	A	Kansas St.	51 66	107	A	Rice	51 58				
15	A	Texas A&M	49 66	31	H	Oklahoma	68 56	96	H	Missouri St.	63 51	121	A	Saint Louis	45 48				
																124	H	Louisiana Tech	49 58
																137	H	Texas St.	63 48
																158	A	Louisiana	72 63
																158	H	Louisiana	78 43
																164	A	South Ala.	47 35
																166	H	UT Arlington	59 57
																180	A	Troy	70 76
																191	H	Memphis	86 57
																205	H	Tulsa	61 74
																209	A	Arkansas St.	64 58
																209	H	Arkansas St.	53 43
																228	A	Coastal Caro.	51 49
																228	H	Coastal Caro.	53 44
																273	A	Appalachian St.	52 40
																273	H	Appalachian St.	61 35
																306	A	Georgia St.	65 50
																306	H	Georgia St.	54 47
																327	A	Ga. Southern	64 34
																327	H	Ga. Southern	92 52
																337	A	La.-Monroe	71 47
																337	H	La.-Monroe	57 37
LAST 12 Division I GAMES:																			
158	A	Louisiana	72 63	164	A	South Ala.	47 35												
337	A	La.-Monroe	71 47	306	H	Georgia St.	54 47												
273	H	Appalachian St.	61 35	327	H	Ga. Southern	92 52												
228	H	Coastal Caro.	53 44	228	A	Coastal Caro.	51 49												
209	A	Arkansas St.	64 58	273	A	Appalachian St.	52 40												
180	A	Troy	70 76	209	H	Arkansas St.	53 43												

Non-Div I Games:

Little Rock



Average RPI Win:	245	WON-LOST	WINNING	LAST 10	STRENGTH OF	OPP. STRENGTH	TEAM	ADJ.	CONF.	ADJ CONF.
Average RPI Loss:	187	RECORD	PCT. RANK	GAMES	SCHEDULE	OF SCHEDULE	RPI	RPI	RPI	RPI
DIV. I ONLY	8- 22	288	6- 4	252	230	296	296	21	21	
DIV. I NON-CONF.	2- 12	306	0- 0	272	256	322	322	19	19	
-----										
TOTALS	RPI 1-25	RPI 26-50	W-L RECORDS	RPI 51-100	RPI 101-999	RPI 201+				
8- 22	0- 1	0- 1	OVERALL	0- 2	8- 18	7- 10				
4- 10	0- 1	0- 0	HOME	0- 1	4- 8	4- 4				
4- 10	0- 0	0- 0	AWAY	0- 0	4- 0	3- 0				
0- 2	0- 0	0- 0	NEUTRAL	0- 0	0- 2	0- 1				
2- 12	0- 1	0- 1	NON-CONFERENCE	0- 0	2- 10	2- 7				
0- 6	0- 1	0- 0	HOME	0- 0	0- 5	0- 4				
2- 4	0- 0	0- 1	AWAY	0- 0	2- 3	2- 2				
0- 2	0- 0	0- 0	NEUTRAL	0- 0	0- 2	0- 1				
6- 10	0- 0	0- 0	CONFERENCE	0- 2	6- 8	5- 3				
4- 4	0- 0	0- 0	HOME	0- 1	4- 3	4- 0				
2- 6	0- 0	0- 0	AWAY	0- 1	2- 5	1- 3				
0- 0	0- 0	0- 0	NEUTRAL	0- 0	0- 0	0- 0				

RPI 1-25				RPI 26-50				RPI 51-100				RPI 101+ Team's RPI: 296			
RPI	S	Opponent	Score	RPI	S	Opponent	Score	RPI	S	Opponent	Score	RPI	S	Opponent	Score
9	H	Tennessee	61 90	49	A	Southern California	60 75	66	A	UC Davis	49 79	139	A	Cal Poly	61 70
								66	H	UC Davis	71 83	139	H	Cal Poly	64 75
												144	H	Loyola Marymount	69 84
												172	A	San Diego	40 74
												178	N	Oral Roberts	58 64
												186	A	UC Irvine	80 73
												186	H	UC Irvine	81 100
												200	A	UC Santa Barbara	44 51
												200	H	UC Santa Barbara	74 90
												210	H	New Mexico St.	63 72
												213	H	Montana St.	51 62
												216	A	CSUN	59 51
												216	H	CSUN	67 54
												236	H	Pepperdine	71 83
												237	H	Illinois St.	51 59
												241	A	Montana	60 67
												247	A	UC Riverside	53 77
												247	H	UC Riverside	70 58
												249	A	Grand Canyon	65 63
												251	A	Hawaii	66 74
												251	H	Hawaii	85 80
												276	A	Arizona	80 72
												280	N	VCU	59 69
												320	A	Cal St. Fullerton	61 67
												320	H	Cal St. Fullerton	67 47
												338	A	NJIT	57 73
LAST 12 Division I GAMES:															
216	H	CSUN	67 54	139	A	Cal Poly	61 70								
247	H	UC Riverside	70 58	216	A	CSUN	59 51								
251	H	Hawaii	85 80	186	H	UC Irvine	81 100								
186	A	UC Irvine	80 73	66	H	UC Davis	71 83								
320	H	Cal St. Fullerton	67 47	139	H	Cal Poly	64 75								
66	A	UC Davis	49 79	200	H	UC Santa Barbara	74 90								

Non-Div I Games:

Long Beach St.

Loss, 
Non-Conf, S Site, 
H Home
A Away 
N Neutral



Average RPI Win:	277	WON-LOST	WINNING	LAST 10	STRENGTH OF	OPP. STRENGTH	TEAM	ADJ.	CONF.	ADJ CONF.
Average RPI Loss:	235	RECORD	PCT. RANK	GAMES	SCHEDULE	OF SCHEDULE	RPI	RPI	RPI	RPI
DIV. I ONLY	6- 22	313	4- 6	332	345	342	342	27	27	
DIV. I NON-CONF.	1- 9	318	0- 0	342	348	349	349	28	28	
-----										
TOTALS	RPI 1-25	RPI 26-50	W-L RECORDS	RPI 51-100	RPI 101-999	RPI 201+				
6- 22	0- 0	0- 0	OVERALL	0- 2	6- 20	6- 14				
5- 8	0- 0	0- 0	HOME	0- 1	5- 7	5- 4				
1- 14	0- 0	0- 0	AWAY	0- 0	1- 1	1- 0				
0- 0	0- 0	0- 0	NEUTRAL	0- 0	0- 0	0- 0				
1- 9	0- 0	0- 0	NON-CONFERENCE	0- 0	1- 9	1- 7				
1- 3	0- 0	0- 0	HOME	0- 0	1- 3	1- 2				
0- 6	0- 0	0- 0	AWAY	0- 0	0- 6	0- 5				
0- 0	0- 0	0- 0	NEUTRAL	0- 0	0- 0	0- 0				
5- 13	0- 0	0- 0	CONFERENCE	0- 2	5- 11	5- 7				
4- 5	0- 0	0- 0	HOME	0- 1	4- 4	4- 2				
1- 8	0- 0	0- 0	AWAY	0- 1	1- 7	1- 5				
0- 0	0- 0	0- 0	NEUTRAL	0- 0	0- 0	0- 0				

RPI 1-25				RPI 26-50				RPI 51-100				RPI 101+ Team's RPI: 342			
RPI	S	Opponent	Score	RPI	S	Opponent	Score	RPI	S	Opponent	Score	RPI	S	Opponent	Score
								88	A	Liberty	36 73	109	A	George Mason	41 60
								88	H	Liberty	51 63	136	A	Radford	39 81
												136	H	Radford	33 52
												195	A	High Point	41 62
												195	H	High Point	39 75
												201	H	Norfolk St.	45 64
												214	A	Eastern Mich.	44 73
												224	A	UNC Asheville	52 82
												224	H	UNC Asheville	67 54
												227	A	Gardner-Webb	41 52
												227	H	Gardner-Webb	54 61
												245	A	Presbyterian	75 60
												245	H	Presbyterian	66 56
												254	A	Campbell	48 58
												254	H	Campbell	57 50
												285	H	Fairleigh Dickinson	52 72
												298	H	Valparaiso	68 81
												313	A	Marshall	45 90
												317	A	N.C. Central	75 87
												325	A	Charleston So.	57 73
												325	H	Charleston So.	61 78
												330	A	Wagner	43 60
												332	A	Delaware St.	56 60
												343	A	Winthrop	60 69
												343	H	Winthrop	90 60
												348	H	UMass Lowell	84 82
LAST 12 Division I GAMES:															
343	H	Winthrop	90 60	245	A	Presbyterian	75 60								
88	A	Liberty	36 73	195	H	High Point	39 75								
224	H	UNC Asheville	67 54	325	H	Charleston So.	61 78								
136	A	Radford	39 81	343	A	Winthrop	60 69								
254	H	Campbell	57 50	254	A	Campbell	48 58								
227	A	Gardner-Webb	41 52	88	H	Liberty	51 63								

Non-Div I Games: Milligan 66 56

Longwood



Average RPI Win:	257	WON-LOST	WINNING	LAST 10	STRENGTH OF	OPP. STRENGTH	TEAM	ADJ.	CONF.	ADJ CONF.
Average RPI Loss:	109	RECORD	PCT. RANK	GAMES	SCHEDULE	OF SCHEDULE	RPI	RPI	RPI	RPI
DIV. I ONLY	15- 14	170	5- 5	145	232	158	158	22	22	
DIV. I NON-CONF.	5- 6	187	0- 0	96	88	144	144	23	23	
-----										
TOTALS	RPI 1-25	RPI 26-50	W-L RECORDS	RPI 51-100	RPI 101-999	RPI 201+				
15- 14	0- 2	0- 1	OVERALL	0- 3	15- 8	13- 0				
7- 6	0- 0	0- 0	HOME	0- 1	7- 5	7- 0				
7- 6	0- 1	0- 0	AWAY	0- 1	7- 1	5- 0				
1- 2	0- 1	0- 0	NEUTRAL	0- 0	1- 1	1- 0				
5- 6	0- 2	0- 1	NON-CONFERENCE	0- 1	5- 2	5- 0				
3- 1	0- 0	0- 0	HOME	0- 0	3- 1	3- 0				
1- 3	0- 1	0- 1	AWAY	0- 1	1- 0	1- 0				
1- 2	0- 1	0- 0	NEUTRAL	0- 0	1- 1	1- 0				
10- 8	0- 0	0- 0	CONFERENCE	0- 2	10- 6	8- 0				
4- 5	0- 0	0- 0	HOME	0- 1	4- 4	4- 0				
6- 3	0- 0	0- 0	AWAY	0- 1	6- 2	4- 0				
0- 0	0- 0	0- 0	NEUTRAL	0- 0	0- 0	0- 0				

RPI 1-25				RPI 26-50				RPI 51-100				RPI 101+ Team's RPI: 158			
RPI	S	Opponent	Score	RPI	S	Opponent	Score	RPI	S	Opponent	Score	RPI	S	Opponent	Score
3	N	Mississippi St.	37 94	28	A	LSU	45 60	73	A	Toledo	55 79	101	H	Auburn	60 70
15	A	Texas A&M	62 83					95	A	Little Rock	43 78	116	N	Cleveland St.	45 54
								95	H	Little Rock	63 72	137	A	Texas St.	65 58
												137	H	Texas St.	53 56
												164	A	South Ala.	59 56
												164	H	South Ala.	57 72
												166	A	UT Arlington	61 63
												166	H	UT Arlington	34 38
												180	A	Troy	53 72
												180	H	Troy	55 62
												209	A	Arkansas St.	77 75
												209	H	Arkansas St.	60 53
												222	H	New Orleans	66 57
												228	H	Coastal Caro.	59 55
												231	N	Niagara	68 52
												273	H	Appalachian St.	61 45
												278	H	McNeese	98 86
												292	H	Alcorn	67 47
												299	A	Southeastern La.	68 56
												306	A	Georgia St.	75 60
												327	A	Ga. Southern	58 48
												337	A	La. -Monroe	76 48
												337	H	La. -Monroe	63 55
LAST 12 Division I GAMES:															
				95	H	Little Rock	63 72	327	A	Ga. Southern	58 48				
				209	H	Arkansas St.	60 53	306	A	Georgia St.	75 60				
				164	A	South Ala.	59 56	337	A	La. -Monroe	76 48				
				180	A	Troy	53 72	180	H	Troy	55 62				
				166	H	UT Arlington	34 38	164	H	South Ala.	57 72				
				137	H	Texas St.	53 56	137	A	Texas St.	65 58				

Non-Div I Games: Dillard

53 60

Louisiana



Average RPI Win: 205	WON-LOST RECORD	WINNING PCT. RANK	LAST 10 GAMES	STRENGTH OF SCHEDULE	OPP. STRENGTH OF SCHEDULE	TEAM RPI	ADJ. RPI	CONF. RPI	ADJ CONF. RPI
Average RPI Loss: 153									
DIV. I ONLY	18- 10	94	7- 3	165	200	124	124	18	18
DIV. I NON-CONF.	8- 4	87	0- 0	286	162	165	165	20	20
-----									
TOTALS	RPI 1-25	RPI 26-50	W-L RECORDS	RPI 51-100	RPI 101-999	RPI 201+			
18- 10	0- 1	0- 0	OVERALL	3- 2	15- 7	10- 4			
11- 4	0- 0	0- 0	HOME	0- 2	11- 2	9- 0			
6- 5	0- 1	0- 0	AWAY	2- 0	4- 4	1- 3			
1- 1	0- 0	0- 0	NEUTRAL	1- 0	0- 1	0- 1			
8- 4	0- 1	0- 0	NON-CONFERENCE	2- 0	6- 3	5- 1			
6- 1	0- 0	0- 0	HOME	0- 0	6- 1	5- 0			
1- 2	0- 1	0- 0	AWAY	1- 0	0- 1	0- 0			
1- 1	0- 0	0- 0	NEUTRAL	1- 0	0- 1	0- 1			
10- 6	0- 0	0- 0	CONFERENCE	1- 2	9- 4	5- 3			
5- 3	0- 0	0- 0	HOME	0- 2	5- 1	4- 0			
5- 3	0- 0	0- 0	AWAY	1- 0	4- 3	1- 3			
0- 0	0- 0	0- 0	NEUTRAL	0- 0	0- 0	0- 0			

RPI 1-25				RPI 26-50				RPI 51-100				RPI 101+ Team's RPI: 124			
RPI	S	Opponent	Score	RPI	S	Opponent	Score	RPI	S	Opponent	Score	RPI	S	Opponent	Score
11	A	Texas	54 88					57	H	Western Ky.	64 74	101	A	Auburn	59 75
								81	A	UAB	70 60	103	A	Middle Tenn.	66 49
								81	H	UAB	61 66	107	A	Rice	70 62
								92	N	Penn St.	71 59	107	H	Rice	75 55
								95	A	Little Rock	58 49	153	H	Charlotte	51 64
												165	H	Clemson	47 55
												176	A	UTEP	65 62
												191	H	Memphis	65 40
												207	A	Southern Miss.	50 65
												207	H	Southern Miss.	89 57
												221	A	Fla. Atlantic	72 86
												225	H	North Texas	61 53
												231	N	Niagara	67 73
												232	H	Grambling	64 53
												264	H	UTSA	63 55
												278	H	McNeese	78 62
												283	H	Old Dominion	59 45
												292	H	Alcorn	87 50
												301	A	FIU	54 57
												311	H	Houston Baptist	85 62
												313	A	Marshall	74 65
												337	H	La.-Monroe	71 49
-----															
								LAST 12 Division I GAMES:							
				107	A	Rice	70 62	81	H	UAB	61 66				
				81	A	UAB	70 60	103	A	Middle Tenn.	66 49				
				207	H	Southern Miss.	89 57	57	H	Western Ky.	64 74				
				153	H	Charlotte	51 64	283	H	Old Dominion	59 45				
				176	A	UTEP	65 62	221	A	Fla. Atlantic	72 86				
				107	H	Rice	75 55	301	A	FIU	54 57				

Non-Div I Games: LSU-Alexandria 87 47

Louisiana Tech



Average RPI	Win:	104	WON-LOST	WINNING	LAST 10	STRENGTH OF	OPP. STRENGTH	TEAM	ADJ.	CONF.	ADJ CONF.
Average RPI	Loss:	5	RECORD	PCT. RANK	GAMES	SCHEDULE	OF SCHEDULE	RPI	RPI	RPI	RPI
DIV. I ONLY		31- 2	4	9- 1	22	2	5	5	1	1	
DIV. I NON-CONF.		14- 1	5	0- 1	65	8	8	8	1	1	
-----											
TOTALS	RPI 1-25		RPI 26-50		W-L RECORDS		RPI 51-100		RPI 101-999		RPI 201+
31- 2	6- 2		6- 0		OVERALL		6- 0		13- 0		5- 0
16- 1	3- 1		2- 0		HOME		2- 0		9- 0		3- 0
13- 1	2- 1		4- 0		AWAY		3- 0		4- 0		2- 0
2- 0	1- 0		0- 0		NEUTRAL		1- 0		0- 0		0- 0
14- 1	2- 1		2- 0		NON-CONFERENCE		3- 0		7- 0		4- 0
9- 0	1- 0		1- 0		HOME		1- 0		6- 0		3- 0
5- 1	1- 1		1- 0		AWAY		2- 0		1- 0		1- 0
0- 0	0- 0		0- 0		NEUTRAL		0- 0		0- 0		0- 0
17- 1	4- 1		4- 0		CONFERENCE		3- 0		6- 0		1- 0
7- 1	2- 1		1- 0		HOME		1- 0		3- 0		0- 0
8- 0	1- 0		3- 0		AWAY		1- 0		3- 0		1- 0
2- 0	1- 0		0- 0		NEUTRAL		1- 0		0- 0		0- 0

RPI	S	Opponent	Score	RPI	S	Opponent	Score	RPI	S	Opponent	Score	RPI	S	Opponent	Score
1	H	Notre Dame	100 67	30	A	Virginia	77 41	55	A	Indiana	72 59	103	H	Middle Tenn.	80 26
2	A	UConn	58 69	30	H	Virginia	51 39	67	H	Virginia Tech	67 56	106	H	Wake Forest	89 52
6	A	Ohio St.	95 90	32	A	South Dakota St.	68 64	67	N	Virginia Tech	73 70	119	A	North Carolina	67 57
7	H	Oregon	74 61	35	A	Syracuse	84 77	68	A	Georgia Tech	74 71	149	H	Vanderbilt	79 57
8	H	Florida St.	49 50	39	H	Michigan	74 49	73	H	Tolledo	90 55	155	H	UT Martin	91 56
17	A	NC State	55 47	48	A	Miami (FL)	84 74	86	A	Kentucky	87 63	165	H	Clemson	65 46
17	N	NC State	64 59									184	A	Pittsburgh	77 51
18	H	Duke	66 60									184	H	Pittsburgh	81 49
-----															
LAST 12 Division I GAMES:															
17	N	NC State	64 59	2	A	UConn	58 69	165	H	Clemson	65 46	204	A	Boston College	87 52
67	N	Virginia Tech	73 70	35	A	Syracuse	84 77	30	A	Virginia	77 41	233	H	Southeast Mo. St.	80 40
184	H	Pittsburgh	81 49	106	H	Wake Forest	89 52	48	A	Miami (FL)	84 74	291	A	Air Force	62 50
30	H	Virginia	51 39									294	H	Murray St.	115 51
119	A	North Carolina	67 57									328	H	Tennessee St.	95 56
204	A	Boston College	87 52												

Non-Div I Games:

Louisville



Average RPI Win:	292	WON-LOST	WINNING	LAST 10	STRENGTH OF	OPP. STRENGTH	TEAM	ADJ.	CONF.	ADJ CONF.
Average RPI Loss:	155	RECORD	PCT. RANK	GAMES	SCHEDULE	OF SCHEDULE	RPI	RPI	RPI	RPI
DIV. I ONLY	7- 22	299	4- 6	262	203	305	305	23	23	
DIV. I NON-CONF.	2- 9	295	0- 0	219	91	280	280	21	21	
-----										
TOTALS	RPI 1-25	RPI 26-50	W-L RECORDS	RPI 51-100	RPI 101-999	RPI 201+				
7- 22	0- 3	0- 0	OVERALL	0- 4	7- 15	6- 7				
4- 9	0- 1	0- 0	HOME	0- 2	4- 6	3- 3				
3- 13	0- 2	0- 0	AWAY	0- 2	3- 9	3- 4				
0- 0	0- 0	0- 0	NEUTRAL	0- 0	0- 0	0- 0				
2- 9	0- 3	0- 0	NON-CONFERENCE	0- 0	2- 6	2- 1				
1- 3	0- 1	0- 0	HOME	0- 0	1- 2	1- 0				
1- 6	0- 2	0- 0	AWAY	0- 0	1- 4	1- 1				
0- 0	0- 0	0- 0	NEUTRAL	0- 0	0- 0	0- 0				
5- 13	0- 0	0- 0	CONFERENCE	0- 4	5- 9	4- 6				
3- 6	0- 0	0- 0	HOME	0- 2	3- 4	2- 3				
2- 7	0- 0	0- 0	AWAY	0- 2	2- 5	2- 3				
0- 0	0- 0	0- 0	NEUTRAL	0- 0	0- 0	0- 0				

RPI 1-25				RPI 26-50				RPI 51-100				RPI 101+				Team's RPI: 305
RPI	S	Opponent	Score	RPI	S	Opponent	Score	RPI	S	Opponent	Score	RPI	S	Opponent	Score	
23	A	DePaul	47 88					72	A	Drake	46 72	104	H	Western Mi ch.	47 65	
24	A	Marquette	30 92					72	H	Drake	53 97	117	A	Mi lwaukee	41 63	
25	H	Green Bay	39 76					96	A	Missouri St.	36 75	122	A	Butler	52 64	
								96	H	Missouri St.	58 69	132	A	Northern Ill.	71 80	
												135	A	UNI	41 70	
												135	H	UNI	39 64	
												154	H	Youngstown St.	49 73	
												170	A	Southern Ill.	46 62	
												170	H	Southern Ill.	62 53	
												237	A	Illinois St.	49 57	
												237	H	Illinois St.	62 59	
												260	A	Indiana St.	67 74	
												260	H	Indiana St.	65 73	
												265	A	Bradley	71 61	
												265	H	Bradley	57 59	
												298	A	Valparaiso	60 76	
												298	H	Valparaiso	53 63	
												324	A	Fort Wayne	70 79	
												331	H	Ill. -Chicago	57 55	
												346	A	Chicago St.	46 28	
												349	A	Evansville	60 47	
												349	H	Evansville	82 63	
-----																
LAST 12 Division I GAMES:																
135	H	UNI	39 64	298	H	Valparaiso	53 63									
72	H	Drake	53 97	265	A	Bradley	71 61									
260	A	Indiana St.	67 74	237	A	Illinois St.	49 57									
349	A	Evansville	60 47	349	H	Evansville	82 63									
170	H	Southern Ill.	62 53	260	H	Indiana St.	65 73									
96	H	Missouri St.	58 69	96	A	Missouri St.	36 75									

Non-Div I Games:

Loyol a Chi cago



Average RPI Win:	202	WON-LOST	WINNING	LAST 10	STRENGTH OF	OPP. STRENGTH	TEAM	ADJ.	CONF.	ADJ CONF.
Average RPI Loss:	158	RECORD	PCT. RANK	GAMES	SCHEDULE	OF SCHEDULE	RPI	RPI	RPI	RPI
DIV. I ONLY	9- 20	271	4- 6	117	211	238	238	15	15	
DIV. I NON-CONF.	2- 9	295	0- 0	135	246	267	267	18	18	
-----										
TOTALS	RPI 1-25	RPI 26-50	W-L RECORDS	RPI 51-100	RPI 101-999	RPI 201+				
9- 20	0- 2	0- 0	OVERALL	2- 4	7- 14	5- 7				
6- 7	0- 0	0- 0	HOME	1- 2	5- 5	4- 2				
3- 13	0- 2	0- 0	AWAY	1- 2	2- 9	1- 5				
0- 0	0- 0	0- 0	NEUTRAL	0- 0	0- 0	0- 0				
2- 9	0- 2	0- 0	NON-CONFERENCE	0- 0	2- 7	1- 3				
1- 3	0- 0	0- 0	HOME	0- 0	1- 3	1- 1				
1- 6	0- 2	0- 0	AWAY	0- 0	1- 4	0- 2				
0- 0	0- 0	0- 0	NEUTRAL	0- 0	0- 0	0- 0				
7- 11	0- 0	0- 0	CONFERENCE	2- 4	5- 7	4- 4				
5- 4	0- 0	0- 0	HOME	1- 2	4- 2	3- 1				
2- 7	0- 0	0- 0	AWAY	1- 2	1- 5	1- 3				
0- 0	0- 0	0- 0	NEUTRAL	0- 0	0- 0	0- 0				

RPI 1-25				RPI 26-50				RPI 51-100				RPI 101+ Team's RPI: 238			
RPI	S	Opponent	Score	RPI	S	Opponent	Score	RPI	S	Opponent	Score	RPI	S	Opponent	Score
16	A	Maryland	45 114					56	A	American	56 69	108	H	Georgetown	54 72
24	A	Marquette	63 83					56	H	American	58 71	109	H	George Mason	72 80
								77	A	Navy	44 73	118	A	Delaware	38 71
								77	H	Navy	58 40	151	A	William & Mary	49 70
								89	A	Bucknell	68 65	163	A	Army West Point	47 62
								89	H	Bucknell	69 74	163	H	Army West Point	62 69
												197	A	Lehigh	55 64
												197	H	Lehigh	67 64
												201	A	Norfolk St.	61 58
												229	A	Boston U.	56 75
												229	H	Boston U.	65 52
												235	A	Holy Cross	65 58
												235	H	Holy Cross	77 60
												240	A	Lafayette	54 65
												240	H	Lafayette	64 73
												266	A	St. Francis Brooklyn	47 64
												270	H	Towson	67 76
												272	H	Cornell	78 63
												287	A	Colgate	60 71
												287	H	Colgate	70 55
												297	A	Mt. St. Mary's	63 71
-----															
LAST 12 Division I GAMES:															
229	H	Boston U.	65 52	56	A	American	56 69	235	A	Holy Cross	65 58				
77	H	Navy	58 40	163	A	Army West Point	47 62	197	H	Lehigh	67 64				
197	A	Lehigh	55 64	287	H	Colgate	70 55	89	A	Bucknell	68 65				
287	A	Colgate	60 71												
89	H	Bucknell	69 74												
240	H	Lafayette	64 73												

Non-Div I Games:

Loyola Maryl and



Average RPI Win:	206	WON-LOST	WINNING	LAST 10	STRENGTH OF	OPP. STRENGTH	TEAM	ADJ.	CONF.	ADJ CONF.
Average RPI Loss:	138	RECORD	PCT. RANK	GAMES	SCHEDULE	OF SCHEDULE	RPI	RPI	RPI	RPI

DIV. I ONLY	18- 11	104	6- 4	235	113	144	144	14	14
DIV. I NON-CONF.	7- 3	74	0- 0	293	104	158	158	12	12
-----									
TOTALS	RPI 1-25	RPI 26-50	W-L RECORDS	RPI 51-100	RPI 101-999	RPI 201+			
18- 11	0- 0	0- 3	OVERALL	3- 0	15- 8	9- 3			
10- 5	0- 0	0- 2	HOME	2- 0	8- 3	5- 1			
8- 5	0- 0	0- 1	AWAY	1- 0	7- 4	4- 2			
0- 1	0- 0	0- 0	NEUTRAL	0- 0	0- 1	0- 0			
7- 3	0- 0	0- 1	NON-CONFERENCE	1- 0	6- 2	4- 2			
4- 2	0- 0	0- 1	HOME	1- 0	3- 1	2- 1			
3- 1	0- 0	0- 0	AWAY	0- 0	3- 1	2- 1			
0- 0	0- 0	0- 0	NEUTRAL	0- 0	0- 0	0- 0			
11- 8	0- 0	0- 2	CONFERENCE	2- 0	9- 6	5- 1			
6- 3	0- 0	0- 1	HOME	1- 0	5- 2	3- 0			
5- 4	0- 0	0- 1	AWAY	1- 0	4- 3	2- 1			
0- 1	0- 0	0- 0	NEUTRAL	0- 0	0- 1	0- 0			

RPI 1-25				RPI 26-50				RPI 51-100				RPI 101+				Team's RPI: 144
RPI	S	Opponent	Score	RPI	S	Opponent	Score	RPI	S	Opponent	Score	RPI	S	Opponent	Score	
36	A	Gonzaga	67 77	36	H	Gonzaga	69 75	80	A	Saint Mary's (CA)	75 65	121	A	Saint Louis	62 60	
36	H	Gonzaga						80	H	Saint Mary's (CA)	69 57	127	A	San Francisco	60 78	
49	H	Southern California	70 80					83	H	Miami (OH)	84 71	127	H	San Francisco	65 60	
												127	N	San Francisco	76 89	
												152	A	BYU	52 62	
												152	H	BYU	55 67	
												172	A	San Diego	67 53	
												172	H	San Diego	54 60	
												177	A	Pacific	79 77	
												177	H	Pacific	75 60	
												200	H	UC Santa Barbara	67 61	
												212	A	SMU	60 63	
												214	H	Eastern Mich.	73 64	
												216	H	CSUN	68 75	
												236	A	Pepperdine	74 85	
												236	H	Pepperdine	75 60	
												247	A	UC Riverside	67 59	
												276	H	Arizona	84 70	
												290	A	Santa Clara	65 51	
												290	H	Santa Clara	64 45	
												296	A	Long Beach St.	84 69	
												318	A	Portland	63 60	
												318	H	Portland	76 55	
LAST 12 Division I GAMES:																
127	N	San Francisco	76 89	80	A	Saint Mary's (CA)	75 65	318	H	Portland	76 55	152	A	BYU	52 62	
177	A	Pacific	79 77									172	A	San Diego	67 53	
290	H	Santa Clara	64 45									236	H	Pepperdine	75 60	
127	H	San Francisco	65 60									318	A	Portland	63 60	
36	H	Gonzaga	69 75													
236	A	Pepperdine	74 85													

Non-Div I Games: Cal St. Dom. Hills 84 52



Average RPI Win: 223

Average RPI Loss: 77

WON-LOST  
RECORDWINNING  
PCT. RANKLAST 10  
GAMESSTRENGTH OF  
SCHEDULEOPP. STRENGTH  
OF SCHEDULETEAM  
RPIADJ.  
RPICONF.  
RPIADJ CONF.  
RPIDIV. I ONLY  
DIV. I NON-CONF.19- 9  
5- 674  
1879- 1  
0- 0141  
61151  
579  
7679  
7620  
2420  
24

TOTALS

RPI 1-25

RPI 26-50

W-L RECORDS

RPI 51-100

RPI 101-999

RPI 201+

19- 9

0- 3

0- 1

OVERALL

3- 2

16- 3

10- 0

10- 2

0- 0

0- 0

HOME

2- 0

8- 2

5- 0

8- 7

0- 3

0- 1

AWAY

1- 2

7- 1

4- 0

1- 0

0- 0

0- 0

NEUTRAL

0- 0

1- 0

1- 0

5- 6

0- 3

0- 1

NON-CONFERENCE

2- 1

3- 1

3- 0

2- 1

0- 0

0- 0

HOME

1- 0

1- 1

1- 0

2- 5

0- 3

0- 1

AWAY

1- 1

1- 0

1- 0

1- 0

0- 0

0- 0

NEUTRAL

0- 0

1- 0

1- 0

14- 3

0- 0

0- 0

CONFERENCE

1- 1

13- 2

7- 0

8- 1

0- 0

0- 0

HOME

1- 0

7- 1

4- 0

6- 2

0- 0

0- 0

AWAY

0- 1

6- 1

3- 0

0- 0

0- 0

0- 0

NEUTRAL

0- 0

0- 0

0- 0

RPI 1-25

RPI 26-50

RPI 51-100 Team's RPI: 79

RPI 101+

RPI	S	Opponent	Score
3	A	Mississippi St.	43 83
6	A	Ohio St.	70 83
18	A	Duke	39 69

RPI	S	Opponent	Score
48	A	Miami (FL)	70 80

RPI	S	Opponent	Score
51	H	Harvard	76 51
73	A	Toledo	64 65
75	A	Albany (NY)	54 68
75	H	Albany (NY)	74 69
99	A	Dartmouth	64 51

RPI	S	Opponent	Score
129	H	Tulane	34 42
140	A	Hartford	59 44
140	H	Hartford	59 56
157	A	Binghamton	61 38
157	H	Binghamton	62 66
175	A	New Hampshire	56 46
175	H	New Hampshire	77 46
185	A	Stony Brook	68 76
185	H	Stony Brook	64 56
204	A	Boston College	61 40
289	A	Vermont	79 47
289	H	Vermont	64 55
293	H	Bryant	70 68
300	N	Kennesaw St.	75 39
322	A	UMBC	64 50
322	H	UMBC	65 43
322	H	UMBC	69 36
348	A	UMass Lowell	69 51
348	H	UMass Lowell	70 65

LAST 12 Division I GAMES:

322	H	UMBC	65 43
75	H	Albany (NY)	74 69
289	A	Vermont	79 47
348	H	UMass Lowell	70 65
185	A	Stony Brook	68 76
175	H	New Hampshire	77 46

140	H	Hartford	59 56
157	A	Binghamton	61 38
348	A	UMass Lowell	69 51
322	H	UMBC	69 36
175	A	New Hampshire	56 46
140	A	Hartford	59 44

Non-Div I Games:

Maine Maritime

89 49

Me.-Fort Kent

100 40

Maine



Average RPI Win:	302	WON-LOST	WINNING	LAST 10	STRENGTH OF	OPP. STRENGTH	TEAM	ADJ.	CONF.	ADJ CONF.
Average RPI Loss:	166	RECORD	PCT. RANK	GAMES	SCHEDULE	OF SCHEDULE	RPI	RPI	RPI	RPI
DIV. I ONLY	13- 18	222	5- 5	308	288	262	262	28	28	
DIV. I NON-CONF.	3- 8	268	0- 0	113	234	220	220	25	25	
-----										
TOTALS	RPI 1-25	RPI 26-50	W-L RECORDS	RPI 51-100	RPI 101-999	RPI 201+				
13- 18	0- 0	0- 3	OVERALL	0- 3	13- 12	13- 6				
7- 5	0- 0	0- 1	HOME	0- 2	7- 2	7- 1				
4- 12	0- 0	0- 2	AWAY	0- 1	4- 9	4- 5				
2- 1	0- 0	0- 0	NEUTRAL	0- 0	2- 1	2- 0				
3- 8	0- 0	0- 2	NON-CONFERENCE	0- 3	3- 3	3- 1				
1- 2	0- 0	0- 0	HOME	0- 2	1- 0	1- 0				
1- 6	0- 0	0- 2	AWAY	0- 1	1- 3	1- 1				
1- 0	0- 0	0- 0	NEUTRAL	0- 0	1- 0	1- 0				
10- 10	0- 0	0- 1	CONFERENCE	0- 0	10- 9	10- 5				
6- 3	0- 0	0- 1	HOME	0- 0	6- 2	6- 1				
3- 6	0- 0	0- 0	AWAY	0- 0	3- 6	3- 4				
1- 1	0- 0	0- 0	NEUTRAL	0- 0	1- 1	1- 0				

RPI 1-25				RPI 26-50				RPI 51-100				RPI 101+ Team's RPI: 262			
RPI	S	Opponent	Score	RPI	S	Opponent	Score	RPI	S	Opponent	Score	RPI	S	Opponent	Score
30	A	Virginia	47 69	75	H	Albany (NY)	56 62	167	A	Marist	40 65				
41	H	Quinnipiac	64 80	84	H	Fordham	48 54	167	N	Marist	60 84				
44	A	Californi a	66 87	92	A	Penn St.	46 78	175	A	New Hampshire	55 68				
								185	A	Stony Brook	59 74				
								189	A	Siena	51 56				
								189	H	Siena	54 56				
								231	A	Niagara	64 65				
								231	H	Niagara	82 64				
								255	A	Rider	51 67				
								255	H	Rider	50 53				
								257	A	Sacred Heart	61 65				
								266	H	St. Francis Brooklyn	57 54				
								269	A	Fairfield	52 55				
								269	H	Fairfield	55 44				
								274	A	LIU Brooklyn	72 38				
								284	A	Monmouth	59 63				
								284	H	Monmouth	63 53				
								286	A	Canisius	59 56				
								286	H	Canisius	58 39				
								319	N	Coppin St.	74 56				
								340	A	Iona	57 48				
								340	H	Iona	67 63				
								340	N	Iona	55 39				
								347	A	Saint Peter's	60 39				
								347	H	Saint Peter's	76 64				
LAST 12 Division I GAMES:															
167	N	Marist	60 84	284	A	Monmouth	59 63								
340	N	Iona	55 39	269	H	Fairfield	55 44								
255	H	Rider	50 53	231	H	Niagara	82 64								
347	A	Saint Peter's	60 39	269	A	Fairfield	52 55								
340	A	Iona	57 48	255	A	Rider	51 67								
189	H	Siena	54 56	284	H	Monmouth	63 53								

Non-Div I Games:

Manhattan



Average RPI Win:	275	WON-LOST	WINNING	LAST 10	STRENGTH OF	OPP. STRENGTH	TEAM	ADJ.	CONF.	ADJ CONF.
Average RPI Loss:	123	RECORD	PCT. RANK	GAMES	SCHEDULE	OF SCHEDULE	RPI	RPI	RPI	RPI
DIV. I ONLY	19- 12	110	8- 2	281	253	167	167	28	28	
DIV. I NON-CONF.	4- 8	239	0- 0	226	132	240	240	25	25	
-----										
TOTALS	RPI 1-25	RPI 26-50	W-L RECORDS	RPI 51-100	RPI 101-999	RPI 201+				
19- 12	0- 0	0- 3	OVERALL	0- 3	19- 6	18- 2				
9- 4	0- 0	0- 1	HOME	0- 2	9- 1	8- 1				
9- 6	0- 0	0- 1	AWAY	0- 0	9- 5	9- 1				
1- 2	0- 0	0- 1	NEUTRAL	0- 1	1- 0	1- 0				
4- 8	0- 0	0- 1	NON-CONFERENCE	0- 3	4- 4	4- 1				
2- 2	0- 0	0- 0	HOME	0- 2	2- 0	2- 0				
2- 4	0- 0	0- 0	AWAY	0- 0	2- 4	2- 1				
0- 2	0- 0	0- 1	NEUTRAL	0- 1	0- 0	0- 0				
15- 4	0- 0	0- 2	CONFERENCE	0- 0	15- 2	14- 1				
7- 2	0- 0	0- 1	HOME	0- 0	7- 1	6- 1				
7- 2	0- 0	0- 1	AWAY	0- 0	7- 1	7- 0				
1- 0	0- 0	0- 0	NEUTRAL	0- 0	1- 0	1- 0				

RPI 1-25				RPI 26-50				RPI 51-100				RPI 101+ Team's RPI: 167			
RPI	S	Opponent	Score	RPI	S	Opponent	Score	RPI	S	Opponent	Score	RPI	S	Opponent	Score
41	A	Qui nni pi ac	56 62	56	A	Qui nni pi ac	74 80	61	N	Purdue	47 61	123	A	Seton Hal l	60 85
41	H	Qui nni pi ac	74 80	49	N	Southern Cal i forni a	57 78	77	H	Navy	70 77	138	A	Northeastern	72 78
								99	H	Dartmouth	51 60	179	A	Templ e	77 83
												189	A	Si ena	53 58
												189	H	Si ena	73 54
												229	A	Boston U.	80 52
												231	A	Ni agara	84 78
												231	H	Ni agara	61 68
												235	H	Hol y Cross	85 74
												251	A	Hawai i	63 70
												255	A	Ri der	80 69
												255	H	Ri der	68 67
												262	H	Manhattan	65 40
												262	N	Manhattan	84 60
												269	A	Fai rfi el d	48 34
												269	H	Fai rfi el d	71 63
												275	A	Massachusetts	88 60
												284	A	Monmouth	85 57
												284	H	Monmouth	69 46
												286	A	Cani si us	78 53
												286	H	Cani si us	58 47
												334	H	Rhode Isl and	64 42
												340	A	I ona	55 45
												340	H	I ona	75 55
												347	A	Saint Peter' s	86 53
LAST 12 Di vi si on I GAMES:															
262	N	Manhattan	84 60	284	A	Monmouth	85 57								
231	H	Ni agara	61 68	189	H	Si ena	73 54								
340	A	I ona	55 45	340	H	I ona	75 55								
41	H	Qui nni pi ac	74 80	286	A	Cani si us	78 53								
269	A	Fai rfi el d	48 34	231	A	Ni agara	84 78								
286	H	Cani si us	58 47	255	H	Ri der	68 67								

Non-Di v I Games:

Marist



MarquetteMarquette

Marquette



Average RPI Win: 285	WON-LOST RECORD	WINNING PCT. RANK	LAST 10 GAMES	STRENGTH OF SCHEDULE	OPP. STRENGTH OF SCHEDULE	TEAM RPI	ADJ. RPI	CONF. RPI	ADJ CONF. RPI
Average RPI Loss: 160									
DIV. I ONLY	7- 20	293	3- 7	271	187	313	313	18	18
DIV. I NON-CONF.	4- 7	226	0- 0	332	179	324	324	20	20
-----									
TOTALS	RPI 1-25	RPI 26-50	W-L RECORDS	RPI 51-100	RPI 101-999	RPI 201+			
7- 20	0- 0	0- 0	OVERALL	0- 6	7- 14	6- 7			
5- 10	0- 0	0- 0	HOME	0- 4	5- 6	4- 3			
2- 10	0- 0	0- 0	AWAY	0- 2	2- 8	2- 4			
0- 0	0- 0	0- 0	NEUTRAL	0- 0	0- 0	0- 0			
4- 7	0- 0	0- 0	NON-CONFERENCE	0- 3	4- 4	4- 1			
3- 4	0- 0	0- 0	HOME	0- 2	3- 2	3- 1			
1- 3	0- 0	0- 0	AWAY	0- 1	1- 2	1- 0			
0- 0	0- 0	0- 0	NEUTRAL	0- 0	0- 0	0- 0			
3- 13	0- 0	0- 0	CONFERENCE	0- 3	3- 10	2- 6			
2- 6	0- 0	0- 0	HOME	0- 2	2- 4	1- 2			
1- 7	0- 0	0- 0	AWAY	0- 1	1- 6	1- 4			
0- 0	0- 0	0- 0	NEUTRAL	0- 0	0- 0	0- 0			

RPI S Opponent	Score	RPI S Opponent	Score	RPI S Opponent	Score	RPI S Opponent	Score	Team's RPI: 313
				57 A Western Ky.	50 77	103 H Middle Tenn.	57 73	
				57 H Western Ky.	66 86	107 A Rice	44 87	
				81 H UAB	62 69	116 A Cleveland St.	76 85	
				86 A Kentucky	39 69	124 H Louisiana Tech	65 74	
				92 H Penn St.	65 80	153 A Charlotte	61 67	
				100 H Ohio	52 54	170 H Southern Ill.	59 64	
						174 A Florida	69 74	
						176 H UTEP	66 64	
						207 A Southern Miss.	61 70	
						221 A Fla. Atlantic	59 79	
						221 H Fla. Atlantic	55 62	
						225 A North Texas	62 54	
						264 H UTSA	59 72	
						273 H Appalachian St.	54 56	
						277 H Morgan St.	73 68	
						283 A Old Dominion	53 69	
						301 A FIU	54 67	
						301 H FIU	78 75	
						328 A Tennessee St.	71 65	
						342 H Longwood	90 45	
						343 H Winthrop	70 40	
LAST 12 Division I GAMES:								
221 H Fla. Atlantic	55 62	264 H UTSA	59 72					
225 A North Texas	62 54	207 A Southern Miss.	61 70					
107 A Rice	44 87	153 A Charlotte	61 67					
57 A Western Ky.	50 77	301 H FIU	78 75					
176 H UTEP	66 64	103 H Middle Tenn.	57 73					
81 H UAB	62 69	57 H Western Ky.	66 86					

Non-Div I Games: Ky. Christian 111 38 Alice Lloyd 96 46

Marshall



Average RPI Win:	130	WON-LOST	WINNING	LAST 10	STRENGTH OF	OPP. STRENGTH	TEAM	ADJ.	CONF.	ADJ CONF.
Average RPI Loss:	37	RECORD	PCT. RANK	GAMES	SCHEDULE	OF SCHEDULE	RPI	RPI	RPI	RPI
DIV. I ONLY	25- 6	23	5- 3	41	19	16	16	3	3	
DIV. I NON-CONF.	11- 2	22	1- 0	132	37	39	39	4	4	
-----										
TOTALS	RPI 1-25	RPI 26-50	W-L RECORDS	RPI 51-100	RPI 101-999	RPI 201+				
25- 6	2- 2	4- 2	OVERALL	9- 2	10- 0	9- 0				
12- 3	2- 1	1- 0	HOME	4- 2	5- 0	5- 0				
10- 3	0- 1	3- 2	AWAY	3- 0	4- 0	3- 0				
3- 0	0- 0	0- 0	NEUTRAL	2- 0	1- 0	1- 0				
11- 2	0- 2	2- 0	NON-CONFERENCE	2- 0	7- 0	7- 0				
6- 1	0- 1	0- 0	HOME	2- 0	4- 0	4- 0				
4- 1	0- 1	2- 0	AWAY	0- 0	2- 0	2- 0				
1- 0	0- 0	0- 0	NEUTRAL	0- 0	1- 0	1- 0				
14- 4	2- 0	2- 2	CONFERENCE	7- 2	3- 0	2- 0				
6- 2	2- 0	1- 0	HOME	2- 2	1- 0	1- 0				
6- 2	0- 0	1- 2	AWAY	3- 0	2- 0	1- 0				
2- 0	0- 0	0- 0	NEUTRAL	2- 0	0- 0	0- 0				

RPI	S	Opponent	Score	RPI	S	Opponent	Score	RPI	S	Opponent	Score	RPI	S	Opponent	Score
2	A	UConn	72 97	30	A	Virginia	60 59	55	H	Indiana	74 70	173	A	Northwestern	68 65
6	H	Ohio St.	99 69	38	A	Rutgers	72 54	55	N	Indiana	67 54	203	A	Wisconsin	71 44
12	H	South Carolina	86 94	38	H	Rutgers	88 60	59	A	Nebraska	64 57	218	A	Akron	75 54
21	H	Iowa	80 64	39	A	Michigan	65 71	59	H	Nebraska	77 75	231	H	Niagara	92 65
				40	A	Minnesota	74 93	59	N	Nebraska	66 53	234	H	Illinois	100 65
				48	A	Miami (FL)	79 71	61	H	Purdue	65 75	238	H	Loyola Maryland	114 45
								65	A	Michigan St.	76 68	259	H	Howard	111 49
								65	H	Michigan St.	68 82	297	H	Mt. St. Mary's	97 57
								75	H	Albany (NY)	91 58	300	N	Kennesaw St.	89 35
								85	H	George Washington	80 54	319	A	Coppin St.	113 49
								92	A	Penn St.	69 65				
LAST 12 Division I GAMES:															
				59	N	Nebraska	66 53	61	H	Purdue	65 75				
				55	N	Indiana	67 54	38	A	Rutgers	72 54				
				48	A	Miami (FL)	79 71	65	A	Michigan St.	76 68				
				59	H	Nebraska	77 75	59	A	Nebraska	64 57				
				39	A	Michigan	65 71	38	H	Rutgers	88 60				
				40	A	Minnesota	74 93	173	A	Northwestern	68 65				

Non-Div I Games:

Maryland



Massachusetts

Through Games Of March 3, 2018

Average RPI Win:	273	WON-LOST	WINNING	LAST 10	STRENGTH OF	OPP. STRENGTH	TEAM	ADJ.	CONF.	ADJ CONF.
Average RPI Loss:	155	RECORD	PCT. RANK	GAMES	SCHEDULE	OF SCHEDULE	RPI	RPI	RPI	RPI
DIV. I ONLY	12- 16	216	5- 5	338	186	275	275	12	12	
DIV. I NON-CONF.	6- 5	153	0- 0	345	332	288	288	10	10	
-----										
TOTALS	RPI 1-25	RPI 26-50	W-L RECORDS	RPI 51-100	RPI 101-999	RPI 201+				
12- 16	0- 0	0- 1	OVERALL	1- 3	11- 12	9- 3				
7- 6	0- 0	0- 1	HOME	1- 1	6- 4	5- 0				
4- 10	0- 0	0- 0	AWAY	0- 2	4- 8	3- 3				
1- 0	0- 0	0- 0	NEUTRAL	0- 0	1- 0	1- 0				
6- 5	0- 0	0- 0	NON-CONFERENCE	1- 0	5- 5	5- 2				
3- 2	0- 0	0- 0	HOME	1- 0	2- 2	2- 0				
2- 3	0- 0	0- 0	AWAY	0- 0	2- 3	2- 2				
1- 0	0- 0	0- 0	NEUTRAL	0- 0	1- 0	1- 0				
6- 11	0- 0	0- 1	CONFERENCE	0- 3	6- 7	4- 1				
4- 4	0- 0	0- 1	HOME	0- 1	4- 2	3- 0				
2- 7	0- 0	0- 0	AWAY	0- 2	2- 5	1- 1				
0- 0	0- 0	0- 0	NEUTRAL	0- 0	0- 0	0- 0				

RPI 1-25				RPI 26-50				RPI 51-100				RPI 101+				Team's RPI : 275	
RPI	S	Opponent	Score	RPI	S	Opponent	Score	RPI	S	Opponent	Score	RPI	S	Opponent	Score		
				33	H	Dayton	49 78										
								74	A	Duquesne	57 60	109	A	George Mason	60 71		
								84	H	Fordham	51 62	121	A	Saint Louis	64 70		
								85	A	George Washington	49 55	121	A	Saint Louis	63 64		
								88	H	Liberty	64 61	131	H	Saint Joseph's	79 84		
												138	H	Northeastern	54 64		
												167	H	Marist	60 88		
												187	A	Davidson	81 87		
												187	H	Davidson	70 68		
												193	A	North Dakota	52 82		
												196	A	Richmond	58 49		
												196	H	Richmond	39 51		
												244	H	La Salle	69 66		
												256	A	St. Bonaventure	59 69		
												270	H	Towson	72 49		
												280	H	VCU	79 75		
												282	A	North Dakota St.	70 82		
												309	A	UTRGV	59 67		
												310	A	Incarnate Word	64 45		
												334	A	Rhode Island	61 59		
												334	H	Rhode Island	87 50		
												341	N	Mississippi Val.	85 46		
												347	H	Saint Peter's	81 65		
												348	A	UMass Lowell	73 63		
LAST 12 Division I GAMES:																	
				121	A	Saint Louis	64 70	33	H	Dayton	49 78						
				334	H	Rhode Island	87 50	244	H	La Salle	69 66						
				196	A	Richmond	58 49	196	H	Richmond	39 51						
				187	H	Davidson	70 68	334	A	Rhode Island	61 59						
				85	A	George Washington	49 55	187	A	Davidson	81 87						
				109	A	George Mason	60 71	280	H	VCU	79 75						

Non-Div I Games: Me.-Fort Kent 111 45 Fisher 121 38

Massachusetts

Loss, Non-Conf, S Site, H Home A Away N Neutral



Average RPI Win: 310  
Average RPI Loss: 162

WON-LOST  
RECORD

WINNING  
PCT. RANK

LAST 10  
GAMES

STRENGTH OF  
SCHEDULE

OPP. STRENGTH  
OF SCHEDULE

TEAM  
RPI

ADJ.  
RPI

CONF.  
RPI

ADJ CONF.  
RPI

DIV. I ONLY	9- 17	251	4- 6	280	269	278	278	26	26
DIV. I NON-CONF.	1- 7	310	0- 0	109	77	278	278	26	26
-----									
TOTALS	RPI 1-25	RPI 26-50	W-L RECORDS	RPI 51-100	RPI 101-999	RPI 201+			
9- 17	0- 2	0- 0	OVERALL	0- 2	9- 13	9- 8			
4- 8	0- 0	0- 0	HOME	0- 1	4- 7	4- 5			
5- 9	0- 2	0- 0	AWAY	0- 1	5- 6	5- 3			
0- 0	0- 0	0- 0	NEUTRAL	0- 0	0- 0	0- 0			
1- 7	0- 2	0- 0	NON-CONFERENCE	0- 0	1- 5	1- 2			
1- 2	0- 0	0- 0	HOME	0- 0	1- 2	1- 1			
0- 5	0- 2	0- 0	AWAY	0- 0	0- 3	0- 1			
0- 0	0- 0	0- 0	NEUTRAL	0- 0	0- 0	0- 0			
8- 10	0- 0	0- 0	CONFERENCE	0- 2	8- 8	8- 6			
3- 6	0- 0	0- 0	HOME	0- 1	3- 5	3- 4			
5- 4	0- 0	0- 0	AWAY	0- 1	5- 3	5- 2			
0- 0	0- 0	0- 0	NEUTRAL	0- 0	0- 0	0- 0			

RPI	S	Opponent	Score
4	A	Baylor	34 95
11	A	Texas	34 100

RPI	S	Opponent	Score

RPI	S	Opponent	Score
90	A	Lamar University	58 83
90	H	Lamar University	72 81

RPI	S	Opponent	Score
115	A	SFA	58 73
124	A	Louisiana Tech	62 78
126	H	Central Ark.	45 51
129	H	Tulane	66 70
158	A	Louisiana	86 98
212	A	SMU	59 65
222	A	New Orleans	62 84
222	H	New Orleans	64 77
226	H	A&M-Corpus Christi	70 64
229	A	Nicholls St.	51 63
229	H	Nicholls St.	54 61
232	H	Grambling	60 75
253	H	Abilene Christian	75 80
299	A	Southeastern La.	77 65
299	H	Southeastern La.	69 47
310	A	Incarnate Word	66 57
311	A	Houston Baptist	86 74
311	H	Houston Baptist	61 67
335	A	Sam Houston St.	66 63
336	A	Northwestern St.	60 44
336	H	Northwestern St.	72 67
337	H	La.-Monroe	65 61

## LAST 12 Division I GAMES:

90	H	Lamar University	72 81	299	H	Southeastern La.	69 47
226	H	A&M-Corpus Christi	70 64	115	A	SFA	58 73
311	H	Houston Baptist	61 67	336	A	Northwestern St.	60 44
229	A	Nicholls St.	51 63	335	A	Sam Houston St.	66 63
222	A	New Orleans	62 84	90	A	Lamar University	58 83
126	H	Central Ark.	45 51	311	A	Houston Baptist	86 74

Non-Div I Games: LSU-Alexandria 73 53 Louisiana Col. 84 46 Southern-N. O. 76 61

McNeese

Loss, Non-Conf, S Site, H Home A Away N Neutral



Average RPI Win: 200	WON-LOST RECORD	WINNING PCT. RANK	LAST 10 GAMES	STRENGTH OF SCHEDULE	OPP. STRENGTH OF SCHEDULE	TEAM RPI	ADJ. RPI	CONF. RPI	ADJ CONF. RPI
Average RPI Loss: 100									
DIV. I ONLY	10- 20	256	3- 7	63	85	191	191	7	7
DIV. I NON-CONF.	5- 8	220	0- 0	87	146	205	205	7	7
-----									
TOTALS	RPI 1-25	RPI 26-50	W-L RECORDS	RPI 51-100	RPI 101-999	RPI 201+			
10- 20	0- 5	0- 2	OVERALL	1- 3	9- 10	5- 2			
7- 8	0- 2	0- 1	HOME	1- 1	6- 4	4- 2			
3- 8	0- 1	0- 1	AWAY	0- 2	3- 4	1- 0			
0- 4	0- 2	0- 0	NEUTRAL	0- 0	0- 2	0- 0			
5- 8	0- 2	0- 0	NON-CONFERENCE	1- 2	4- 4	3- 1			
4- 3	0- 0	0- 0	HOME	1- 1	3- 2	3- 1			
1- 2	0- 0	0- 0	AWAY	0- 1	1- 1	0- 0			
0- 3	0- 2	0- 0	NEUTRAL	0- 0	0- 1	0- 0			
5- 12	0- 3	0- 2	CONFERENCE	0- 1	5- 6	2- 1			
3- 5	0- 2	0- 1	HOME	0- 0	3- 2	1- 1			
2- 6	0- 1	0- 1	AWAY	0- 1	2- 3	1- 0			
0- 1	0- 0	0- 0	NEUTRAL	0- 0	0- 1	0- 0			

RPI 1-25				RPI 26-50				RPI 51-100				RPI 101+ Team's RPI: 191			
RPI	S	Opponent	Score	RPI	S	Opponent	Score	RPI	S	Opponent	Score	RPI	S	Opponent	Score
2	A	UConn	49 97	43	A	UCF	41 61	69	A	Houston	55 66	114	A	Cincinnati	53 64
2	H	UConn	36 93	43	H	UCF	40 63	76	H	IUPUI	57 80	124	A	Louisiana Tech	40 65
6	N	Ohio St.	69 100					81	H	UAB	64 62	129	H	Tulane	73 60
14	H	South Fla.	62 81					95	A	Little Rock	57 86	129	N	Tulane	64 76
23	N	DePaul	67 81									146	A	Wichita St.	61 69
												146	H	Wichita St.	64 77
												149	A	Vanderbilt	71 60
												162	N	Kent St.	55 70
												170	H	Southern Ill.	56 68
												179	A	Temple	83 78
												194	A	East Carolina	62 75
												194	H	East Carolina	72 36
												205	A	Tulsa	69 48
												205	H	Tulsa	65 56
												212	H	SMU	35 53
												232	H	Grambling	57 48
												234	H	Illinois	47 63
												295	H	Jackson St.	64 53
												328	H	Tennessee St.	79 75
-----															
LAST 12 Division I GAMES:															
129	N	Tulane	64 76	212	H	SMU	35 53								
179	A	Temple	83 78	69	A	Houston	55 66								
205	H	Tulsa	65 56	43	A	UCF	41 61								
43	H	UCF	40 63	146	H	Wichita St.	64 77								
129	H	Tulane	73 60	2	H	UConn	36 93								
194	A	East Carolina	62 75	114	A	Cincinnati	53 64								

Non-Div I Games:

Memphis



Average RPI Win:	209	WON-LOST	WINNING	LAST 10	STRENGTH OF	OPP. STRENGTH	TEAM	ADJ.	CONF.	ADJ CONF.
Average RPI Loss:	42	RECORD	PCT. RANK	GAMES	SCHEDULE	OF SCHEDULE	RPI	RPI	RPI	RPI
DIV. I ONLY	29- 2	5	10- 0	268	137	50	50	17	17	
DIV. I NON-CONF.	13- 2	20	0- 0	242	180	69	69	17	17	
-----										
TOTALS	RPI 1-25	RPI 26-50	W-L RECORDS	RPI 51-100	RPI 101-999	RPI 201+				
29- 2	0- 0	1- 1	OVERALL	1- 1	27- 0	15- 0				
13- 1	0- 0	0- 1	HOME	1- 0	12- 0	7- 0				
13- 0	0- 0	1- 0	AWAY	0- 0	12- 0	6- 0				
3- 1	0- 0	0- 0	NEUTRAL	0- 1	3- 0	2- 0				
13- 2	0- 0	1- 1	NON-CONFERENCE	1- 1	11- 0	8- 0				
6- 1	0- 0	0- 1	HOME	1- 0	5- 0	4- 0				
6- 0	0- 0	1- 0	AWAY	0- 0	5- 0	3- 0				
1- 1	0- 0	0- 0	NEUTRAL	0- 1	1- 0	1- 0				
16- 0	0- 0	0- 0	CONFERENCE	0- 0	16- 0	7- 0				
7- 0	0- 0	0- 0	HOME	0- 0	7- 0	3- 0				
7- 0	0- 0	0- 0	AWAY	0- 0	7- 0	3- 0				
2- 0	0- 0	0- 0	NEUTRAL	0- 0	2- 0	1- 0				

M  
e  
r  
c  
e  
rM  
e  
r  
c  
e  
r

RPI 1-25				RPI 26-50				Team's RPI: 50				RPI 51-100				RPI 101+			
RPI	S	Opponent	Score	RPI	S	Opponent	Score	RPI	S	Opponent	Score	RPI	S	Opponent	Score	RPI	S	Opponent	Score
				27	H	Georgia	54 72	57	N	Western Ky.	62 67	105	A	Chattanooga	71 50				
				43	A	UCF	73 64	85	H	George Washington	61 44	105	H	Chattanooga	65 56				
												111	A	ETSU	85 65				
												111	H	ETSU	63 48				
												119	A	North Carolina	97 86				
												153	A	Charlotte	90 74				
												156	A	Samford	73 59				
												156	H	Samford	48 45				
												156	N	Samford	81 44				
												187	H	Davidson	69 54				
												190	A	Furman	86 64				
												190	H	Furman	65 53				
												217	A	UNCG	57 54				
												217	H	UNCG	80 57				
												221	A	Fla. Atlantic	66 55				
												224	A	UNC Asheville	67 56				
												254	A	Campbell	58 57				
												259	H	Howard	70 44				
												280	N	VCU	70 54				
												302	A	Wofford	71 46				
												302	H	Wofford	80 39				
												308	A	Western Caro.	53 46				
												308	H	Western Caro.	72 50				
												308	N	Western Caro.	75 44				
												323	H	South Carolina St.	74 53				
												327	H	Ga. Southern	72 45				
												343	H	Winthrop	93 45				
-----																			
LAST 12 Division I GAMES:																			
				156	N	Samford	81 44	156	H	Samford	48 45								
				308	N	Western Caro.	75 44	302	H	Wofford	80 39								
				111	H	ETSU	63 48	190	H	Furman	65 53								
				105	H	Chattanooga	65 56	105	A	Chattanooga	71 50								
				217	A	UNCG	57 54	111	A	ETSU	85 65								
				308	A	Western Caro.	53 46	308	H	Western Caro.	72 50								

Non-Div I Games:

Mercer



Average RPI	Win:	140	WON-LOST	WINNING	LAST 10	STRENGTH OF	OPP. STRENGTH	TEAM	ADJ.	CONF.	ADJ CONF.
Average RPI	Loss:	43	RECORD	PCT. RANK	GAMES	SCHEDULE	OF SCHEDULE	RPI	RPI	RPI	RPI
DIV. I ONLY		21- 10		79	7- 3	46	13	48	48	1	1
DIV. I NON-CONF.		10- 3		52	0- 0	173	87	98	98	1	1
-----											
TOTALS	RPI 1-25		RPI 26-50		W-L RECORDS	RPI 51-100		RPI 101-999		RPI 201+	
21- 10	2- 6		2- 0		OVERALL	5- 2		12- 2		6- 0	
13- 5	2- 3		1- 0		HOME	4- 1		6- 1		4- 0	
5- 4	0- 2		1- 0		AWAY	1- 1		3- 1		1- 0	
3- 1	0- 1		0- 0		NEUTRAL	0- 0		3- 0		1- 0	
10- 3	0- 1		0- 0		NON-CONFERENCE	3- 1		7- 1		5- 0	
8- 2	0- 1		0- 0		HOME	3- 1		5- 0		4- 0	
0- 1	0- 0		0- 0		AWAY	0- 0		0- 1		0- 0	
2- 0	0- 0		0- 0		NEUTRAL	0- 0		2- 0		1- 0	
11- 7	2- 5		2- 0		CONFERENCE	2- 1		5- 1		1- 0	
5- 3	2- 2		1- 0		HOME	1- 0		1- 1		0- 0	
5- 3	0- 2		1- 0		AWAY	1- 1		3- 0		1- 0	
1- 1	0- 1		0- 0		NEUTRAL	0- 0		1- 0		0- 0	

RPI	S	Opponent	Score	RPI	S	Opponent	Score	Team's RPI: 48	RPI	S	Opponent	Score	RPI	S	Opponent	Score
1	A	Notre Dame	76 83	30	A	Virginia	77 62		65	H	Michigan St.	67 57	106	H	Wake Forest	50 61
5	H	Louisville	74 84	35	H	Syracuse	72 67		67	A	Virginia Tech	82 78	106	N	Wake Forest	68 60
8	A	Florida St.	67 105						67	H	Virginia Tech	76 46	119	A	North Carolina	92 72
8	H	Florida St.	71 91						68	A	Georgia Tech	51 70	130	H	Bethune-Cookman	85 39
8	N	Florida St.	69 73						70	H	St. John's (NY)	64 74	143	A	Colorado	61 67
16	H	Maryland	71 79						79	H	Maine	80 70	165	A	Clemson	72 60
17	H	NC State	52 48						86	H	Kentucky	65 54	170	N	Southern Ill.	75 65
18	H	Duke	51 48										184	H	Pittsburgh	82 58
-----																
LAST 12 Division I GAMES:																
8	N	Florida St.	69 73	8	H	Florida St.	71 91		17	H	NC State	52 48	119	A	North Carolina	92 72
106	N	Wake Forest	68 60	67	H	Virginia Tech	76 46		67	A	Virginia Tech	82 78	5	H	Louisville	74 84
67	H	Virginia Tech	76 46	68	A	Georgia Tech	51 70		204	A	Boston College	65 43				
68	A	Georgia Tech	51 70	30	A	Virginia	77 62									
30	A	Virginia	77 62	184	H	Pittsburgh	82 58									

Non-Div I Games:

Miami (FL)



Average RPI Win:	192	WON-LOST	WINNING	LAST 10	STRENGTH OF	OPP. STRENGTH	TEAM	ADJ.	CONF.	ADJ CONF.
Average RPI Loss:	81	RECORD	PCT. RANK	GAMES	SCHEDULE	OF SCHEDULE	RPI	RPI	RPI	RPI
DIV. I ONLY	20- 9	69	9- 1	157	97	83	83	8	8	
DIV. I NON-CONF.	8- 3	65	0- 0	251	292	96	96	8	8	
-----										
TOTALS	RPI 1-25	RPI 26-50	W-L RECORDS	RPI 51-100	RPI 101-999	RPI 201+				
20- 9	0- 3	0- 1	OVERALL	4- 1	16- 4	10- 1				
11- 3	0- 2	0- 0	HOME	2- 0	9- 1	6- 1				
8- 6	0- 1	0- 1	AWAY	2- 1	6- 3	4- 0				
1- 0	0- 0	0- 0	NEUTRAL	0- 0	1- 0	0- 0				
8- 3	0- 0	0- 0	NON-CONFERENCE	1- 1	7- 2	5- 0				
5- 0	0- 0	0- 0	HOME	0- 0	5- 0	4- 0				
2- 3	0- 0	0- 0	AWAY	1- 1	1- 2	1- 0				
1- 0	0- 0	0- 0	NEUTRAL	0- 0	1- 0	0- 0				
12- 6	0- 3	0- 1	CONFERENCE	3- 0	9- 2	5- 1				
6- 3	0- 2	0- 0	HOME	2- 0	4- 1	2- 1				
6- 3	0- 1	0- 1	AWAY	1- 0	5- 1	3- 0				
0- 0	0- 0	0- 0	NEUTRAL	0- 0	0- 0	0- 0				

RPI 1-25				RPI 26-50				RPI 51-100 Team's RPI: 83				RPI 101+			
RPI	S	Opponent	Score	RPI	S	Opponent	Score	RPI	S	Opponent	Score	RPI	S	Opponent	Score
19	A	Buffalo	67 72	34	A	Ball St.	61 86	61	A	Purdue	66 75	104	A	Western Mich.	70 81
19	H	Buffalo	49 64					73	H	Toledo	67 58	114	A	Cincinnati	62 73
20	H	Central Mich.	66 84					76	A	IUPUI	96 83	132	A	Northern Ill.	77 62
								100	A	Ohio	78 56	132	H	Northern Ill.	67 65
								100	H	Ohio	64 55	144	A	Loyola Marymount	71 84
												160	H	Jacksonville St.	58 55
												162	A	Kent St.	65 59
												162	H	Kent St.	58 35
												171	N	Denver	69 52
												202	A	Bowling Green	66 62
												202	H	Bowling Green	92 64
												214	A	Eastern Mich.	73 69
												214	H	Eastern Mich.	59 74
												218	A	Akron	77 50
												218	H	Akron	75 67
												260	A	Indiana St.	68 56
												286	H	Canisius	72 47
												298	H	Valparaiso	77 68
												326	H	Detroit Mercy	91 64
												339	H	Florida A&M	73 33
-----															
LAST 12 Division I GAMES:															
162	H	Kent St.	58 35	73	H	Toledo	67 58	202	A	Bowling Green	66 62	132	A	Northern Ill.	77 62
100	A	Ohio	78 56	202	A	Bowling Green	66 62	100	H	Ohio	64 55	214	A	Eastern Mich.	73 69
202	H	Bowling Green	92 64	132	A	Northern Ill.	77 62	104	A	Western Mich.	70 81				
218	A	Akron	77 50												
162	A	Kent St.	65 59												
19	H	Buffalo	49 64												

Non-Div I Games:

Miami (OH)



Average RPI	Win: 152	WON-LOST RECORD	WINNING PCT. RANK	LAST 10 GAMES	STRENGTH OF SCHEDULE	OPP. STRENGTH OF SCHEDULE	TEAM RPI	ADJ. RPI	CONF. RPI	ADJ CONF. RPI
Average RPI	Loss: 33									
DIV. I ONLY	22- 9	63	3- 5	53	38	39	39	3	3	
DIV. I NON-CONF.	11- 2	22	0- 0	148	89	46	46	4	4	
-----										
TOTALS	RPI 1-25	RPI 26-50	W-L RECORDS	RPI 51-100	RPI 101-999	RPI 201+				
22- 9	3- 4	0- 2	OVERALL	7- 3	12- 0	7- 0				
14- 3	2- 2	0- 0	HOME	4- 1	8- 0	4- 0				
7- 5	1- 2	0- 2	AWAY	2- 1	4- 0	3- 0				
1- 1	0- 0	0- 0	NEUTRAL	1- 1	0- 0	0- 0				
11- 2	1- 2	0- 0	NON-CONFERENCE	2- 0	8- 0	5- 0				
8- 1	1- 1	0- 0	HOME	1- 0	6- 0	3- 0				
3- 1	0- 1	0- 0	AWAY	1- 0	2- 0	2- 0				
0- 0	0- 0	0- 0	NEUTRAL	0- 0	0- 0	0- 0				
11- 7	2- 2	0- 2	CONFERENCE	5- 3	4- 0	2- 0				
6- 2	1- 1	0- 0	HOME	3- 1	2- 0	1- 0				
4- 4	1- 1	0- 2	AWAY	1- 1	2- 0	1- 0				
1- 1	0- 0	0- 0	NEUTRAL	1- 1	0- 0	0- 0				

RPI	S	Opponent	Score	RPI	S	Opponent	Score	Team's RPI: 39	RPI	S	Opponent	Score	RPI	S	Opponent	Score
1	H	Notre Dame	63 83	38	A	Rutgers	56 63		55	H	Indiana	84 79	109	H	George Mason	75 61
5	A	Louisville	49 74	40	A	Minnesota	87 93		59	A	Nebraska	69 64	162	H	Kent St.	54 41
6	A	Ohio St.	84 75						59	N	Nebraska	54 61	173	A	Northwestern	80 59
6	H	Ohio St.	71 78						61	H	Purdue	79 81	173	H	Northwestern	84 63
16	H	Maryland	71 65						65	A	Michigan St.	61 66	188	H	Oakland	78 69
21	A	Iowa	72 82						65	H	Michigan St.	74 48	203	A	Wisconsin	80 57
24	H	Marquette	82 76						88	H	Liberty	74 50	234	H	Illinois	86 42
									92	H	Penn St.	89 69	239	H	North Florida	79 34
									92	N	Penn St.	77 48	274	A	LIU Brooklyn	86 49
									100	A	Ohio	74 61	324	H	Fort Wayne	77 45
													326	A	Detroit Mercy	86 50
													332	H	Delaware St.	105 36
-----																
LAST 12 Division I GAMES:																
59	N	Nebraska	54 61	38	A	Rutgers	56 63		61	H	Purdue	79 81				
92	N	Penn St.	77 48	61	H	Purdue	79 81		173	A	Northwestern	80 59				
16	H	Maryland	71 65	65	H	Michigan St.	74 48		234	H	Illinois	86 42				
40	A	Minnesota	87 93	6	A	Ohio St.	84 75									
65	A	Michigan St.	61 66													
173	H	Northwestern	84 63													

Non-Div I Games:

Mi chi gan



Average RPI Win:	155	WON-LOST	WINNING	LAST 10	STRENGTH OF	OPP. STRENGTH	TEAM	ADJ.	CONF.	ADJ CONF.
Average RPI Loss:	36	RECORD	PCT. RANK	GAMES	SCHEDULE	OF SCHEDULE	RPI	RPI	RPI	RPI
DIV. I ONLY	17- 13	131	3- 7	26	25	65	65	3	3	
DIV. I NON-CONF.	10- 3	52	0- 0	85	48	36	36	4	4	
-----										
TOTALS	RPI 1-25	RPI 26-50	W-L RECORDS	RPI 51-100	RPI 101-999	RPI 201+				
17- 13	2- 5	2- 4	OVERALL	2- 4	11- 0	6- 0				
9- 5	0- 2	2- 1	HOME	0- 2	7- 0	3- 0				
6- 6	1- 2	0- 3	AWAY	2- 1	3- 0	2- 0				
2- 2	1- 1	0- 0	NEUTRAL	0- 1	1- 0	1- 0				
10- 3	1- 2	1- 1	NON-CONFERENCE	0- 0	8- 0	4- 0				
6- 0	0- 0	1- 0	HOME	0- 0	5- 0	2- 0				
2- 2	0- 1	0- 1	AWAY	0- 0	2- 0	1- 0				
2- 1	1- 1	0- 0	NEUTRAL	0- 0	1- 0	1- 0				
7- 10	1- 3	1- 3	CONFERENCE	2- 4	3- 0	2- 0				
3- 5	0- 2	1- 1	HOME	0- 2	2- 0	1- 0				
4- 4	1- 1	0- 2	AWAY	2- 1	1- 0	1- 0				
0- 1	0- 0	0- 0	NEUTRAL	0- 1	0- 0	0- 0				

RPI 1-25				RPI 26-50				RPI 51-100				Team's RPI: 65				RPI 101+			
RPI	S	Opponent	Score	RPI	S	Opponent	Score	RPI	S	Opponent	Score	RPI	S	Opponent	Score	RPI	S	Opponent	Score
1	A	Notre Dame	59 90	38	H	Rutgers	58 61	55	A	Indiana	68 46	104	H	Western Mich.	65 62				
2	N	UConn	62 96	39	A	Michigan	48 74	55	H	Indiana	65 69	111	A	ETSU	83 74				
6	A	Ohio St.	62 78	39	H	Michigan	66 61	55	N	Indiana	109 111	134	H	Robert Morris	100 58				
14	N	South Fla.	83 73	40	A	Minnesota	77 83	59	H	Nebraska	69 79	173	H	Northwestern	81 51				
16	A	Maryland	82 68	41	H	Quinnipiac	74 55	61	A	Purdue	82 68	188	H	Oakland	95 63				
16	H	Maryland	68 76	48	A	Miami (FL)	57 67	92	A	Penn St.	59 74	203	H	Wisconsin	69 61				
21	H	Iowa	68 71									234	A	Illinois	67 55				



Average RPI Win:	223	WON-LOST	WINNING	LAST 10	STRENGTH OF	OPP. STRENGTH	TEAM	ADJ.	CONF.	ADJ CONF.
Average RPI Loss:	92	RECORD	PCT. RANK	GAMES	SCHEDULE	OF SCHEDULE	RPI	RPI	RPI	RPI
DIV. I ONLY	18- 11	104	7- 3	160	130	103	103	18	18	
DIV. I NON-CONF.	8- 5	111	0- 0	253	54	122	122	20	20	
-----										
TOTALS	RPI 1-25	RPI 26-50	W-L RECORDS	RPI 51-100	RPI 101-999	RPI 201+				
18- 11	0- 1	0- 1	OVERALL	1- 5	17- 4	11- 1				
9- 4	0- 0	0- 0	HOME	1- 2	8- 2	5- 1				
8- 6	0- 1	0- 0	AWAY	0- 3	8- 2	5- 0				
1- 1	0- 0	0- 1	NEUTRAL	0- 0	1- 0	1- 0				
8- 5	0- 1	0- 1	NON-CONFERENCE	1- 1	7- 2	5- 0				
5- 0	0- 0	0- 0	HOME	1- 0	4- 0	3- 0				
2- 4	0- 1	0- 0	AWAY	0- 1	2- 2	1- 0				
1- 1	0- 0	0- 1	NEUTRAL	0- 0	1- 0	1- 0				
10- 6	0- 0	0- 0	CONFERENCE	0- 4	10- 2	6- 1				
4- 4	0- 0	0- 0	HOME	0- 2	4- 2	2- 1				
6- 2	0- 0	0- 0	AWAY	0- 2	6- 0	4- 0				
0- 0	0- 0	0- 0	NEUTRAL	0- 0	0- 0	0- 0				

RPI 1-25				RPI 26-50				RPI 51-100				RPI 101+ Team's RPI: 103			
RPI	S	Opponent	Score	RPI	S	Opponent	Score	RPI	S	Opponent	Score	RPI	S	Opponent	Score
5	A	Louisville	26 80	49	N	Southern California	57 72	57	A	Western Ky.	43 57	107	H	Rice	51 41
								57	H	Western Ky.	60 76	124	H	Louisiana Tech	49 66
								68	A	Georgia Tech	45 48	129	A	Tulane	44 62
								81	A	UAB	58 65	149	A	Vanderbilt	65 54
								81	H	UAB	51 59	153	A	Charlotte	54 53
								86	H	Kentucky	62 57	153	H	Charlotte	64 45
												159	A	Ole Miss	56 65
												176	A	UTEP	54 45
												180	H	Troy	73 57
												207	H	Southern Miss.	53 61
												221	A	Fla. Atlantic	69 65
												224	A	UNC Asheville	72 57
												225	H	North Texas	56 48
												261	H	Lipscomb	72 48
												264	A	UTSA	62 47
												283	H	Old Dominion	65 47
												286	N	Canisius	55 45
												301	A	FIU	63 59
												312	H	Tennessee Tech	58 44
												313	A	Marshall	73 57
												319	H	Coppin St.	69 39
-----															
LAST 12 Division I GAMES:															
283	H	Old Dominion	65 47	221	A	Fla. Atlantic	69 65								
153	A	Charlotte	54 53	124	H	Louisiana Tech	49 66								
81	A	UAB	58 65	153	H	Charlotte	64 45								
107	H	Rice	51 41	313	A	Marshall	73 57								
57	H	Western Ky.	60 76	207	H	Southern Miss.	53 61								
301	A	FIU	63 59	225	H	North Texas	56 48								

Non-Div I Games:

Middle Tenn.



Average RPI Win:	225	WON-LOST	WINNING	LAST 10	STRENGTH OF	OPP. STRENGTH	TEAM	ADJ.	CONF.	ADJ CONF.
Average RPI Loss:	98	RECORD	PCT. RANK	GAMES	SCHEDULE	OF SCHEDULE	RPI	RPI	RPI	RPI
DIV. I ONLY	20- 10	84	5- 5	216	155	117	117	11	11	
DIV. I NON-CONF.	9- 3	61	0- 0	288	168	113	113	15	15	
-----										
TOTALS	RPI 1-25	RPI 26-50	W-L RECORDS	RPI 51-100	RPI 101-999	RPI 201+				
20- 10	0- 3	0- 0	OVERALL	3- 4	17- 3	12- 1				
8- 5	0- 2	0- 0	HOME	1- 1	7- 2	5- 1				
11- 4	0- 1	0- 0	AWAY	2- 2	9- 1	6- 0				
1- 1	0- 0	0- 0	NEUTRAL	0- 1	1- 0	1- 0				
9- 3	0- 1	0- 0	NON-CONFERENCE	1- 2	8- 0	7- 0				
3- 1	0- 1	0- 0	HOME	0- 0	3- 0	3- 0				
5- 1	0- 0	0- 0	AWAY	1- 1	4- 0	3- 0				
1- 1	0- 0	0- 0	NEUTRAL	0- 1	1- 0	1- 0				
11- 7	0- 2	0- 0	CONFERENCE	2- 2	9- 3	5- 1				
5- 4	0- 1	0- 0	HOME	1- 1	4- 2	2- 1				
6- 3	0- 1	0- 0	AWAY	1- 1	5- 1	3- 0				
0- 0	0- 0	0- 0	NEUTRAL	0- 0	0- 0	0- 0				

RPI	S	Opponent	Score	RPI	S	Opponent	Score	RPI	S	Opponent	Score	RPI	S	Opponent	Score
24	H	Marquette	68 83					69	N	Houston	59 74	116	A	Cleveland St.	69 63
25	A	Green Bay	29 52					72	A	Drake	73 77	116	H	Cleveland St.	79 72
25	H	Green Bay	36 65					76	A	IUPUI	67 60	154	A	Youngstown St.	85 86
								76	H	IUPUI	68 70	154	H	Youngstown St.	62 61
								94	A	Wright St.	51 56	173	A	Northwestern	66 57
								94	H	Wright St.	59 53	188	A	Oakland	74 62
								97	A	Western Ill.	77 67	188	H	Oakland	75 80
												203	A	Wisconsin	67 64
												216	N	CSUN	58 50
												237	H	Illinois St.	61 59
												252	A	Northern Ky.	52 49
												252	H	Northern Ky.	57 60
												282	H	North Dakota St.	74 38
												305	H	Loyola Chicago	63 41
												324	A	Fort Wayne	60 48
												326	A	Detroit Mercy	70 61
												326	H	Detroit Mercy	90 45
												331	A	Ill. -Chicago	76 53
												331	H	Ill. -Chicago	59 44
												346	A	Chicago St.	84 59
-----															
LAST 12 Division I GAMES:															
188	H	Oakland	75 80	252	H	Northern Ky.	57 60								
326	H	Detroit Mercy	90 45	94	H	Wright St.	59 53								
76	A	IUPUI	67 60	331	H	Ill. -Chicago	59 44								
116	A	Cleveland St.	69 63	76	H	IUPUI	68 70								
154	A	Youngstown St.	85 86	326	A	Detroit Mercy	70 61								
25	H	Green Bay	36 65	188	A	Oakland	74 62								

Non-Div I Games:

Milwaukee



Average RPI	Win:	146	WON-LOST	WINNING	LAST 10	STRENGTH OF	OPP. STRENGTH	TEAM	ADJ.	CONF.	ADJ CONF.
Average RPI	Loss:	60	RECORD	PCT. RANK	GAMES	SCHEDULE	OF SCHEDULE	RPI	RPI	RPI	RPI
DIV. I ONLY		23- 8	50	7- 3	97	28	40	40	3	3	
DIV. I NON-CONF.		11- 2	22	0- 0	306	69	78	78	4	4	
-----											
TOTALS	RPI 1-25		RPI 26-50		W-L RECORDS		RPI 51-100		RPI 101-999		RPI 201+
23- 8	3- 3		1- 1		OVERALL		5- 2		14- 2		9- 0
13- 2	2- 0		1- 0		HOME		2- 2		8- 0		6- 0
8- 5	0- 2		0- 1		AWAY		3- 0		5- 2		3- 0
2- 1	1- 1		0- 0		NEUTRAL		0- 0		1- 0		0- 0
11- 2	0- 0		0- 0		NON-CONFERENCE		1- 0		10- 2		6- 0
7- 0	0- 0		0- 0		HOME		0- 0		7- 0		5- 0
3- 2	0- 0		0- 0		AWAY		1- 0		2- 2		1- 0
1- 0	0- 0		0- 0		NEUTRAL		0- 0		1- 0		0- 0
12- 6	3- 3		1- 1		CONFERENCE		4- 2		4- 0		3- 0
6- 2	2- 0		1- 0		HOME		2- 2		1- 0		1- 0
5- 3	0- 2		0- 1		AWAY		2- 0		3- 0		2- 0
1- 1	1- 1		0- 0		NEUTRAL		0- 0		0- 0		0- 0

RPI	S	Opponent	Score	RPI	S	Opponent	Score	Team's RPI: 40	RPI	S	Opponent	Score	RPI	S	Opponent	Score
6	A	Ohio St.	75 91	38	A	Rutgers	70 80		55	H	Indiana	70 82	106	N	Wake Forest	93 81
6	N	Ohio St.	88 90	39	H	Michigan	93 87		59	H	Nebraska	74 79	108	A	Georgetown	73 63
16	H	Maryland	93 74						61	A	Purdue	78 74	119	A	North Carolina	83 88
21	A	Iowa	84 92						65	H	Michigan St.	83 77	139	H	Cal Poly	112 68
21	H	Iowa	77 72						87	A	UNLV	79 72	172	A	San Diego	69 72
21	N	Iowa	90 89						92	A	Penn St.	91 71	173	A	Northwestern	90 63
									92	H	Penn St.	101 68	197	H	Lehigh	107 73
-----																
LAST 12 Division I GAMES:																
6	N	Ohio St.	88 90	92	H	Penn St.	101 68		203	A	Wisconsin	71 61	203	H	Wisconsin	90 65
21	N	Iowa	90 89	61	A	Purdue	78 74		204	H	Boston College	78 68	214	H	Eastern Mich.	80 56
234	A	Illinois	84 75	21	A	Iowa	84 92		220	H	Xavier	74 62	234	A	Illinois	84 75
55	H	Indiana	70 82	203	A	Wisconsin	71 61		247	H	UC Riverside	101 75	280	H	VCU	108 63
16	H	Maryland	93 74	21	H	Iowa	77 72		334	A	Rhode Island	82 60				
39	H	Michigan	93 87	203	H	Wisconsin	90 65									

Non-Div I Games:

Minnesota



Average RPI	Win:	101	WON-LOST	WINNING	LAST 10	STRENGTH OF	OPP. STRENGTH	TEAM	ADJ.	CONF.	ADJ CONF.
Average RPI	Loss:	0	RECORD	PCT. RANK	GAMES	SCHEDULE	OF SCHEDULE	RPI	RPI	RPI	RPI
DIV. I ONLY		32- 0	1	10- 0	31	8	3	3	2	2	
DIV. I NON-CONF.		14- 0	1	0- 0	39	34	4	4	2	2	
-----											
TOTALS	RPI 1-25		RPI 26-50		W-L RECORDS	RPI 51-100		RPI 101-999		RPI 201+	
32- 0	7- 0		4- 0		OVERALL	9- 0		12- 0		4- 0	
16- 0	3- 0		1- 0		HOME	5- 0		7- 0		3- 0	
9- 0	2- 0		2- 0		AWAY	2- 0		3- 0		0- 0	
7- 0	2- 0		1- 0		NEUTRAL	2- 0		2- 0		1- 0	
14- 0	2- 0		2- 0		NON-CONFERENCE	5- 0		5- 0		4- 0	
8- 0	1- 0		1- 0		HOME	3- 0		3- 0		3- 0	
1- 0	0- 0		0- 0		AWAY	1- 0		0- 0		0- 0	
5- 0	1- 0		1- 0		NEUTRAL	1- 0		2- 0		1- 0	
18- 0	5- 0		2- 0		CONFERENCE	4- 0		7- 0		0- 0	
8- 0	2- 0		0- 0		HOME	2- 0		4- 0		0- 0	
8- 0	2- 0		2- 0		AWAY	1- 0		3- 0		0- 0	
2- 0	1- 0		0- 0		NEUTRAL	1- 0		0- 0		0- 0	

RPI	S	Opponent	Score	RPI	S	Opponent	Score	RPI	S	Opponent	Score	RPI	S	Opponent	Score
7	H	Oregon	90 79	27	A	Georgia	86 62	53	N	Arizona St.	65 57	101	H	Auburn	82 61
9	A	Tennessee	71 52	28	A	LSU	83 70	54	H	Oklahoma St.	79 76	145	H	Arkansas	111 69
12	H	South Carolina	67 53	30	H	Virginia	68 53	79	H	Maine	83 43	149	A	Vanderbilt	95 50
15	H	Texas A&M	76 55	35	N	Syracuse	76 65	86	A	Kentucky	85 63	158	N	Louisiana	94 37
15	N	Texas A&M	70 55					86	H	Kentucky	74 55	159	A	Ole Miss	69 49
22	A	Missouri	57 53					86	N	Kentucky	81 58	159	H	Ole Miss	76 45
25	N	Green Bay	67 46					87	A	UNLV	103 63	174	A	Florida	98 50
								93	H	Alabama	75 61	174	H	Florida	90 53
								95	H	Little Rock	86 48	207	H	Southern Miss.	91 56
												208	N	Columbia	90 54
												306	H	Georgia St.	106 50
												341	H	Mississippi Val.	112 36
-----															
LAST 12 Division I GAMES:															
15	N	Texas A&M	70 55	86	H	Kentucky	74 55	174	A	Florida	98 50	12	H	South Carolina	67 53
86	N	Kentucky	81 58	174	A	Florida	98 50	22	A	Missouri	57 53	15	H	Texas A&M	76 55
86	A	Kentucky	85 63	12	H	South Carolina	67 53	159	A	Ole Miss	69 49	149	A	Vanderbilt	95 50
101	H	Auburn	82 61	22	A	Missouri	57 53	174	H	Florida	90 53				
15	H	Texas A&M	76 55	159	A	Ole Miss	69 49								
149	A	Vanderbilt	95 50	174	H	Florida	90 53								

Non-Div I Games:

Mississippi St.



Average RPI Win:	294	WON-LOST	WINNING	LAST 10	STRENGTH OF	OPP. STRENGTH	TEAM	ADJ.	CONF.	ADJ CONF.
Average RPI Loss:	214	RECORD	PCT. RANK	GAMES	SCHEDULE	OF SCHEDULE	RPI	RPI	RPI	RPI
DIV. I ONLY	2- 28	345	1- 9	233	338	341	341	32	32	
DIV. I NON-CONF.	0- 12	337	0- 0	48	175	290	290	32	32	
-----										
TOTALS	RPI 1-25	RPI 26-50	W-L RECORDS	RPI 51-100	RPI 101-999	RPI 201+				
2- 28	0- 1	0- 1	OVERALL	0- 4	2- 22	2- 19				
1- 9	0- 0	0- 0	HOME	0- 0	1- 9	1- 8				
1- 14	0- 0	0- 0	AWAY	0- 0	1- 3	1- 2				
0- 5	0- 0	0- 1	NEUTRAL	0- 2	0- 2	0- 2				
0- 12	0- 1	0- 1	NON-CONFERENCE	0- 4	0- 6	0- 5				
0- 1	0- 0	0- 0	HOME	0- 0	0- 1	0- 1				
0- 6	0- 1	0- 0	AWAY	0- 2	0- 3	0- 2				
0- 5	0- 0	0- 1	NEUTRAL	0- 2	0- 2	0- 2				
2- 16	0- 0	0- 0	CONFERENCE	0- 0	2- 16	2- 14				
1- 8	0- 0	0- 0	HOME	0- 0	1- 8	1- 7				
1- 8	0- 0	0- 0	AWAY	0- 0	1- 8	1- 7				
0- 0	0- 0	0- 0	NEUTRAL	0- 0	0- 0	0- 0				

RPI 1-25				RPI 26-50				RPI 51-100				RPI 101+ Team's RPI: 341			
RPI	S	Opponent	Score	RPI	S	Opponent	Score	RPI	S	Opponent	Score	RPI	S	Opponent	Score
3	A	Mississippi St.	36 112	33	N	Dayton	46 65	57	A	Western Ky.	48 87	143	A	Colorado	48 85
								65	N	Michigan St.	64 83	181	A	Southern U.	58 66
								72	N	Drake	60 96	181	H	Southern U.	54 70
								81	A	UAB	72 87	207	A	Southern Miss.	69 84
												223	A	Texas Southern	39 55
												223	H	Texas Southern	53 72
												229	H	Nicholls St.	57 62
												232	A	Grambling	55 64
												232	H	Grambling	62 64
												246	A	Prairie View	73 78
												246	H	Prairie View	74 75
												264	N	UTSA	55 68
												275	N	Massachusetts	46 85
												292	A	Alcorn	62 61
												292	H	Alcorn	70 76
												294	A	Murray St.	63 64
												295	A	Jackson St.	67 68
												295	H	Jackson St.	72 61
												315	A	Alabama A&M	48 65
												315	H	Alabama A&M	49 57
												316	A	Alabama St.	41 76
												316	H	Alabama St.	62 70
												333	A	Ark. -Pine Bluff	64 79
												333	H	Ark. -Pine Bluff	59 64
LAST 12 Division I GAMES:															
333	A	Ark. -Pine Bluff	64 79	292	A	Alcorn	62 61								
232	A	Grambling	55 64	315	H	Alabama A&M	49 57								
295	A	Jackson St.	67 68	316	H	Alabama St.	62 70								
246	H	Prairie View	74 75	232	H	Grambling	62 64								
223	H	Texas Southern	53 72	295	H	Jackson St.	72 61								
181	A	Southern U.	58 66	246	A	Prairie View	73 78								

Non-Div I Games:

Mississippi Val.



Average RPI Win:	128	WON-LOST	WINNING	LAST 10	STRENGTH OF	OPP. STRENGTH	TEAM	ADJ.	CONF.	ADJ CONF.
Average RPI Loss:	24	RECORD	PCT. RANK	GAMES	SCHEDULE	OF SCHEDULE	RPI	RPI	RPI	RPI
DIV. I ONLY	24- 7	37	7- 3	44	17	22	22	2	2	
DIV. I NON-CONF.	12- 1	6	0- 0	82	64	15	15	2	2	
-----										
TOTALS	RPI 1-25	RPI 26-50	W-L RECORDS	RPI 51-100	RPI 101-999	RPI 201+				
24- 7	2- 3	2- 3	OVERALL	6- 1	14- 0	4- 0				
12- 2	2- 1	0- 1	HOME	3- 0	7- 0	2- 0				
7- 3	0- 2	1- 1	AWAY	2- 0	4- 0	0- 0				
5- 2	0- 0	1- 1	NEUTRAL	1- 1	3- 0	2- 0				
12- 1	0- 0	2- 0	NON-CONFERENCE	4- 1	6- 0	4- 0				
6- 0	0- 0	0- 0	HOME	2- 0	4- 0	2- 0				
2- 0	0- 0	1- 0	AWAY	1- 0	0- 0	0- 0				
4- 1	0- 0	1- 0	NEUTRAL	1- 1	2- 0	2- 0				
12- 6	2- 3	0- 3	CONFERENCE	2- 0	8- 0	0- 0				
6- 2	2- 1	0- 1	HOME	1- 0	3- 0	0- 0				
5- 3	0- 2	0- 1	AWAY	1- 0	4- 0	0- 0				
1- 1	0- 0	0- 1	NEUTRAL	0- 0	1- 0	0- 0				

RPI	S	Opponent	Score	RPI	S	Opponent	Score	RPI	S	Opponent	Score	RPI	S	Opponent	Score
3	H	Mississippi St.	53 57	27	A	Georgia	50 62	55	N	Indiana	75 55	101	A	Auburn	59 51
9	H	Tennessee	77 73	27	N	Georgia	41 55	57	N	Western Ky.	76 79	121	H	Saint Louis	70 58
12	A	South Carolina	54 64	28	H	LSU	65 69	86	H	Kentucky	83 78	145	A	Arkansas	84 58
12	H	South Carolina	83 74	41	N	Quinnipiac	66 51	91	H	Kansas St.	73 59	145	H	Arkansas	88 54
15	A	Texas A&M	63 82	44	A	California	55 52	93	A	Alabama	62 56	149	A	Vanderbilt	81 70
								94	H	Wright St.	82 80	149	H	Vanderbilt	83 68
								96	A	Missouri St.	69 59	159	A	Ole Miss	67 48
												159	N	Ole Miss	59 50
												161	H	SIUE	78 48
												174	H	Florida	66 64
												220	N	Xavier	74 48
												222	H	New Orleans	81 45
												234	H	Illinois	72 55
												319	N	Coppin St.	73 50
-----															
LAST 12 Division I GAMES:															
				27	N	Georgia	41 55	145	A	Arkansas	84 58				
				159	N	Ole Miss	59 50	86	H	Kentucky	83 78				
				15	A	Texas A&M	63 82	174	H	Florida	66 64				
				149	H	Vanderbilt	83 68	3	H	Mississippi St.	53 57				
				9	H	Tennessee	77 73	12	A	South Carolina	54 64				
				101	A	Auburn	59 51	27	A	Georgia	50 62				

Non-Div I Games:

Missouri



Average RPI Win:	243	WON-LOST	WINNING	LAST 10	STRENGTH OF	OPP. STRENGTH	TEAM	ADJ.	CONF.	ADJ CONF.
Average RPI Loss:	77	RECORD	PCT. RANK	GAMES	SCHEDULE	OF SCHEDULE	RPI	RPI	RPI	RPI
DIV. I ONLY	18- 10	94	8- 2	142	204	96	96	23	23	
DIV. I NON-CONF.	3- 7	254	0- 0	12	41	150	150	21	21	
-----										
TOTALS	RPI 1-25	RPI 26-50	W-L RECORDS	RPI 51-100	RPI 101-999	RPI 201+				
18- 10	0- 2	0- 1	OVERALL	0- 5	18- 2	12- 0				
11- 2	0- 1	0- 0	HOME	0- 1	11- 0	6- 0				
7- 6	0- 0	0- 1	AWAY	0- 3	7- 2	6- 0				
0- 2	0- 1	0- 0	NEUTRAL	0- 1	0- 0	0- 0				
3- 7	0- 2	0- 1	NON-CONFERENCE	0- 3	3- 1	0- 0				
3- 1	0- 1	0- 0	HOME	0- 0	3- 0	0- 0				
0- 4	0- 0	0- 1	AWAY	0- 2	0- 1	0- 0				
0- 2	0- 1	0- 0	NEUTRAL	0- 1	0- 0	0- 0				
15- 3	0- 0	0- 0	CONFERENCE	0- 2	15- 1	12- 0				
8- 1	0- 0	0- 0	HOME	0- 1	8- 0	6- 0				
7- 2	0- 0	0- 0	AWAY	0- 1	7- 1	6- 0				
0- 0	0- 0	0- 0	NEUTRAL	0- 0	0- 0	0- 0				

RPI 1-25				RPI 26-50				RPI 51-100 Team's RPI: 96				RPI 101+			
RPI	S	Opponent	Score	RPI	S	Opponent	Score	RPI	S	Opponent	Score	RPI	S	Opponent	Score
4	N	Bayl or	58 100	34	A	Bal l St.	58 70	60	N	Penn	60 65	135	A	UNI	57 52
22	H	Missouri	59 69					72	A	Drake	65 84	135	H	UNI	62 52
								72	H	Drake	68 80	146	A	Wi chi ta St.	58 72
								93	A	Al abama	61 65	146	H	Wi chi ta St.	94 71
								95	A	Little Rock	51 63	170	A	Southern Ill.	69 71
												170	H	Southern Ill.	79 61
												173	H	Northwestern	90 59
												178	H	Oral Roberts	76 66
												237	A	Illinois St.	56 50
												237	H	Illinois St.	75 58
												260	A	Indiana St.	77 63
												260	H	Indiana St.	69 56
												265	A	Bradley	71 65
												265	H	Bradley	74 54
												298	A	Valparaiso	66 60
												298	H	Valparaiso	83 60
												305	A	Loyola Chicago	69 58
												305	H	Loyola Chicago	75 36
												349	A	Evansville	95 65
												349	H	Evansville	97 51
-----															
LAST 12 Division I GAMES:															
260	H	Indiana St.	69 56	265	H	Bradley	74 54								
349	H	Evansville	97 51	72	A	Drake	65 84								
170	H	Southern Ill.	79 61	135	A	UNI	57 52								
298	A	Valparaiso	66 60	170	A	Southern Ill.	69 71								
305	A	Loyola Chicago	69 58	305	H	Loyola Chicago	75 36								
237	H	Illinois St.	75 58	298	H	Valparaiso	83 60								

Non-Div I Games: Central Mo. 62 36

Missouri St.



Average RPI Win: 283	WON-LOST RECORD	WINNING PCT. RANK	LAST 10 GAMES	STRENGTH OF SCHEDULE	OPP. STRENGTH OF SCHEDULE	TEAM RPI	ADJ. RPI	CONF. RPI	ADJ CONF. RPI
Average RPI Loss: 167									
DIV. I ONLY	10- 21	265	4- 6	211	302	284	284	28	28
DIV. I NON-CONF.	2- 9	295	0- 0	50	291	249	249	25	25
TOTALS	RPI 1-25	RPI 26-50	W-L RECORDS	RPI 51-100	RPI 101-999	RPI 201+			
10- 21	0- 0	0- 3	OVERALL	0- 5	10- 13	10- 7			
7- 7	0- 0	0- 1	HOME	0- 3	7- 3	7- 1			
1- 13	0- 0	0- 1	AWAY	0- 2	1- 10	1- 6			
2- 1	0- 0	0- 1	NEUTRAL	0- 0	2- 0	2- 0			
2- 9	0- 0	0- 0	NON-CONFERENCE	0- 5	2- 4	2- 1			
1- 4	0- 0	0- 0	HOME	0- 3	1- 1	1- 0			
0- 5	0- 0	0- 0	AWAY	0- 2	0- 3	0- 1			
1- 0	0- 0	0- 0	NEUTRAL	0- 0	1- 0	1- 0			
8- 12	0- 0	0- 3	CONFERENCE	0- 0	8- 9	8- 6			
6- 3	0- 0	0- 1	HOME	0- 0	6- 2	6- 1			
1- 8	0- 0	0- 1	AWAY	0- 0	1- 7	1- 5			
1- 1	0- 0	0- 1	NEUTRAL	0- 0	1- 0	1- 0			

RPI S Opponent	Score	RPI S Opponent	Score	RPI S Opponent	Score	RPI S Opponent	Score	Team's RPI: 284
41 A Qui nni pi ac	57 77	41 H Qui nni pi ac	55 76	67 H Virginia Tech	34 84	134 A Robert Morris	38 56	
41 N Qui nni pi ac	44 83			75 H Albany (NY)	44 68	165 A Clemson	54 57	
				77 A Navy	49 73	167 A Marist	46 69	
				85 H George Washington	45 59	167 H Marist	57 85	
				98 A Jacksonvill e	65 74	189 A Siena	41 44	
						197 H Lehi gh	57 75	
						231 A Ni agara	65 68	
						231 H Ni agara	65 63	
						239 N North Flori da	67 57	
						255 H Ri der	63 56	
						257 H Sacred Heart	69 64	
						262 A Manhattan	53 63	
						262 H Manhattan	63 59	
						269 A Fai rfi el d	55 61	
						269 H Fai rfi el d	73 65	
						285 A Fai rlei gh Di cki nson	61 78	
						286 A Cani si us	50 62	
						286 H Cani si us	48 60	
						286 N Cani si us	61 58	
						340 A I ona	62 56	
						340 H I ona	68 56	
						347 A Saint Peter's	47 67	
						347 H Saint Peter's	51 44	
LAST 12 Divi sion I GAMES:								
41 N Qui nni pi ac	44 83	262 H Manhattan	63 59					
286 N Cani si us	61 58	231 H Ni agara	65 63					
41 A Qui nni pi ac	57 77	167 H Marist	57 85					
269 H Fai rfi el d	73 65	189 A Siena	41 44					
231 A Ni agara	65 68	255 H Ri der	63 56					
286 A Cani si us	50 62	262 A Manhattan	53 63					

Non-Div I Games:

Monmouth



Average RPI Win:	250	WON-LOST	WINNING	LAST 10	STRENGTH OF	OPP. STRENGTH	TEAM	ADJ.	CONF.	ADJ CONF.
Average RPI Loss:	132	RECORD	PCT. RANK	GAMES	SCHEDULE	OF SCHEDULE	RPI	RPI	RPI	RPI
DIV. I ONLY	12- 16	216	3- 7	222	171	241	241	19	19	
DIV. I NON-CONF.	3- 7	254	0- 0	105	183	256	256	13	13	
-----										
TOTALS	RPI 1-25	RPI 26-50	W-L RECORDS	RPI 51-100	RPI 101-999	RPI 201+				
12- 16	0- 1	0- 3	OVERALL	0- 2	12- 10	8- 4				
9- 6	0- 0	0- 2	HOME	0- 1	9- 3	6- 1				
3- 8	0- 0	0- 1	AWAY	0- 1	3- 6	2- 2				
0- 2	0- 1	0- 0	NEUTRAL	0- 0	0- 1	0- 1				
3- 7	0- 1	0- 1	NON-CONFERENCE	0- 2	3- 3	2- 2				
3- 3	0- 0	0- 1	HOME	0- 1	3- 1	2- 1				
0- 2	0- 0	0- 0	AWAY	0- 1	0- 1	0- 0				
0- 2	0- 1	0- 0	NEUTRAL	0- 0	0- 1	0- 1				
9- 9	0- 0	0- 2	CONFERENCE	0- 0	9- 7	6- 2				
6- 3	0- 0	0- 1	HOME	0- 0	6- 2	4- 0				
3- 6	0- 0	0- 1	AWAY	0- 0	3- 5	2- 2				
0- 0	0- 0	0- 0	NEUTRAL	0- 0	0- 0	0- 0				

RPI 1-25				RPI 26-50				RPI 51-100				RPI 101+ Team's RPI: 241			
RPI	S	Opponent	Score	RPI	S	Opponent	Score	RPI	S	Opponent	Score	RPI	S	Opponent	Score
24	N	Marquette	68 87	36	H	Gonzaga	55 70	78	A	Wyoming	62 67	115	H	SFA	60 52
				37	A	Northern Colo.	50 68	86	H	Kentucky	54 71	128	A	Portland St.	53 70
				37	H	Northern Colo.	58 64					128	H	Portland St.	69 53
												141	A	Fresno St.	58 61
												142	H	Eastern Wash.	72 75
												147	A	Weber St.	73 89
												148	A	Idaho St.	60 72
												150	H	Idaho	56 67
												193	A	North Dakota	54 43
												193	H	North Dakota	53 51
												213	A	Montana St.	64 81
												213	H	Montana St.	87 63
												219	H	Seattle U	64 78
												260	N	Indiana St.	45 57
												267	A	Sacramento St.	64 79
												267	H	Sacramento St.	68 59
												296	H	Long Beach St.	67 60
												307	A	Northern Ariz.	69 52
												307	H	Northern Ariz.	70 62
												320	H	Cal St. Fullerton	68 47
												329	A	Southern Utah	74 65
												329	H	Southern Utah	81 71
-----															
LAST 12 Division I GAMES:															
148	A	Idaho St.	60 72	128	A	Portland St.	53 70								
147	A	Weber St.	73 89	193	H	North Dakota	53 51								
213	H	Montana St.	87 63	37	H	Northern Colo.	58 64								
150	H	Idaho	56 67	307	A	Northern Ariz.	69 52								
142	H	Eastern Wash.	72 75	329	A	Southern Utah	74 65								
267	A	Sacramento St.	64 79	213	A	Montana St.	64 81								

Non-Div I Games: Rocky Mountain 54 38

Montana



Average RPI Win:	235	WON-LOST	WINNING	LAST 10	STRENGTH OF	OPP. STRENGTH	TEAM	ADJ.	CONF.	ADJ CONF.
Average RPI Loss:	159	RECORD	PCT. RANK	GAMES	SCHEDULE	OF SCHEDULE	RPI	RPI	RPI	RPI
DIV. I ONLY	13- 14	191	4- 6	284	179	213	213	19	19	
DIV. I NON-CONF.	4- 5	202	0- 0	208	247	185	185	13	13	
-----										
TOTALS	RPI 1-25	RPI 26-50	W-L RECORDS	RPI 51-100	RPI 101-999	RPI 201+				
13- 14	0- 0	0- 3	OVERALL	1- 0	12- 11	8- 5				
8- 3	0- 0	0- 1	HOME	1- 0	7- 2	4- 0				
4- 10	0- 0	0- 2	AWAY	0- 0	4- 8	3- 4				
1- 1	0- 0	0- 0	NEUTRAL	0- 0	1- 1	1- 1				
4- 5	0- 0	0- 1	NON-CONFERENCE	1- 0	3- 4	2- 3				
2- 0	0- 0	0- 0	HOME	1- 0	1- 0	0- 0				
1- 4	0- 0	0- 1	AWAY	0- 0	1- 3	1- 2				
1- 1	0- 0	0- 0	NEUTRAL	0- 0	1- 1	1- 1				
9- 9	0- 0	0- 2	CONFERENCE	0- 0	9- 7	6- 2				
6- 3	0- 0	0- 1	HOME	0- 0	6- 2	4- 0				
3- 6	0- 0	0- 1	AWAY	0- 0	3- 5	2- 2				
0- 0	0- 0	0- 0	NEUTRAL	0- 0	0- 0	0- 0				

RPI	S	Opponent	Score	RPI	S	Opponent	Score	RPI	S	Opponent	Score	RPI	S	Opponent	Score
37	A	Northern Colo.	69 82	37	H	Northern Colo.	63 78	78	H	Wyoming	50 46	115	H	SFA	59 54
49	A	Southern California	47 98									128	A	Portland St.	53 62
												128	H	Portland St.	60 69
												142	H	Eastern Wash.	77 74
												147	A	Weber St.	69 85
												148	A	Idaho St.	61 60
												150	H	Idaho	77 95
												152	A	BYU	54 75
												193	A	North Dakota	70 79
												193	H	North Dakota	72 56
												206	N	Nevada	53 67
												241	A	Montana	63 87
												241	H	Montana	81 64
												242	A	Omaha	53 64
												251	A	Hawaii	75 81
												267	A	Sacramento St.	77 88
												267	H	Sacramento St.	85 50
												296	A	Long Beach St.	62 51
												304	N	Utah St.	64 52
												307	A	Northern Ariz.	78 56
												307	H	Northern Ariz.	81 39
												329	A	Southern Utah	63 57
												329	H	Southern Utah	91 71
-----															
LAST 12 Division I GAMES:															
147	A	Weber St.	69 85	267	A	Sacramento St.	77 88								
148	A	Idaho St.	61 60	37	H	Northern Colo.	63 78								
241	A	Montana	63 87	193	H	North Dakota	72 56								
142	H	Eastern Wash.	77 74	329	A	Southern Utah	63 57								
150	H	Idaho	77 95	307	A	Northern Ariz.	78 56								
128	A	Portland St.	53 62	241	H	Montana	81 64								

Non-Div I Games: Mont. St. Billings 67 47 Providence (MT) 66 31

Montana St.



Average RPI Win: 274		WON-LOST RECORD	WINNING PCT. RANK	LAST 10 GAMES	STRENGTH OF SCHEDULE	OPP. STRENGTH OF SCHEDULE	TEAM RPI	ADJ. RPI	CONF. RPI	ADJ CONF. RPI
Average RPI Loss: 153										
DIV. I ONLY		19- 11	99	6- 4	330	271	192	192	25	25
DIV. I NON-CONF.		7- 4	102	0- 0	336	293	219	219	27	27
TOTALS		RPI 1-25	RPI 26-50	W-L RECORDS		RPI 51-100	RPI 101-999	RPI 201+		
19- 11	0- 0		0- 0	OVERALL		0- 4	19- 7	16- 3		
8- 5	0- 0		0- 0	HOME		0- 1	8- 4	6- 2		
11- 5	0- 0		0- 0	AWAY		0- 0	11- 0	10- 0		
0- 1	0- 0		0- 0	NEUTRAL		0- 0	0- 1	0- 0		
7- 4	0- 0		0- 0	NON-CONFERENCE		0- 2	7- 2	6- 2		
2- 2	0- 0		0- 0	HOME		0- 0	2- 2	1- 2		
5- 2	0- 0		0- 0	AWAY		0- 2	5- 0	5- 0		
0- 0	0- 0		0- 0	NEUTRAL		0- 0	0- 0	0- 0		
12- 7	0- 0		0- 0	CONFERENCE		0- 2	12- 5	10- 1		
6- 3	0- 0		0- 0	HOME		0- 1	6- 2	5- 0		
6- 3	0- 0		0- 0	AWAY		0- 1	6- 2	5- 1		
0- 1	0- 0		0- 0	NEUTRAL		0- 0	0- 1	0- 0		

[illegible]

Non-Div I Games:	Brescia	120	41	Ky. Christian	115	39
------------------	---------	-----	----	---------------	-----	----

Morehead St.

■ Loss, ■ Non-Conf, S Site, H Home A Away N Neutral



Average RPI Win: 312  
Average RPI Loss: 187

WON-LOST  
RECORD

WINNING  
PCT. RANK

LAST 10  
GAMES

STRENGTH OF  
SCHEDULE

OPP. STRENGTH  
OF SCHEDULE

TEAM  
RPI

ADJ.  
RPI

CONF.  
RPI

ADJ CONF.  
RPI

DIV. I ONLY	13- 14	191	5- 5	347	307	277	277	30	30
DIV. I NON-CONF.	5- 6	187	0- 0	275	188	202	202	30	30
-----									
TOTALS	RPI 1-25	RPI 26-50	W-L RECORDS	RPI 51-100	RPI 101-999	RPI 201+			
13- 14	0- 1	0- 2	OVERALL	0- 1	13- 10	12- 6			
8- 3	0- 0	0- 0	HOME	0- 0	8- 3	8- 2			
5- 10	0- 0	0- 0	AWAY	0- 0	5- 0	4- 0			
0- 1	0- 1	0- 0	NEUTRAL	0- 0	0- 0	0- 0			
5- 6	0- 1	0- 2	NON-CONFERENCE	0- 1	5- 2	5- 1			
3- 0	0- 0	0- 0	HOME	0- 0	3- 0	3- 0			
2- 5	0- 0	0- 2	AWAY	0- 1	2- 2	2- 1			
0- 1	0- 1	0- 0	NEUTRAL	0- 0	0- 0	0- 0			
8- 8	0- 0	0- 0	CONFERENCE	0- 0	8- 8	7- 5			
5- 3	0- 0	0- 0	HOME	0- 0	5- 3	5- 2			
3- 5	0- 0	0- 0	AWAY	0- 0	3- 5	2- 3			
0- 0	0- 0	0- 0	NEUTRAL	0- 0	0- 0	0- 0			

RPI 1-25				RPI 26-50				RPI 51-100				RPI 101+				Team's RPI: 277
RPI	S	Opponent	Score	RPI	S	Opponent	Score	RPI	S	Opponent	Score	RPI	S	Opponent	Score	
21	N	Iowa	46 90	33	A	Dayton	52 88	61	A	West Virginia	41 84	120	A	Colorado St.	44 60	
				35	A	Syracuse	68 95					130	H	Bethune-Cookman	57 64	
												169	A	N. C. A&T	60 67	
												182	A	Hampton	60 63	
												201	A	Norfolk St.	55 53	
												259	H	Howard	61 68	
												271	H	UMES	63 50	
												288	A	Central Conn. St.	61 41	
												297	H	Mt. St. Mary's	75 67	
												301	H	FIU	62 51	
												313	A	Marshall	68 73	
												317	A	N. C. Central	57 60	
												319	A	Coppin St.	53 55	
												319	H	Coppin St.	73 59	
												323	H	South Carolina St.	65 55	
												332	A	Delaware St.	56 60	
												332	H	Delaware St.	54 62	
												338	H	NJIT	55 43	
												339	A	Florida A&M	59 44	
												339	H	Florida A&M	61 56	
												344	A	Savannah St.	70 41	
												344	H	Savannah St.	73 67	
												348	A	UMass Lowell	65 59	
LAST 12 Division I GAMES:																
332	A	Delaware St.	56 60	259	H	Howard	61 68									
319	H	Coppin St.	73 59	201	A	Norfolk St.	55 53									
182	A	Hampton	60 63	323	H	South Carolina St.	65 55									
130	H	Bethune-Cookman	57 64	332	H	Delaware St.	54 62									
339	A	Florida A&M	59 44	319	A	Coppin St.	53 55									
344	A	Savannah St.	70 41	317	A	N. C. Central	57 60									

Non-Div I Games:

Cheyney

123 53

Lincoln (PA)

60 41

Morgan St.



Average RPI Win:	281	WON-LOST	WINNING	LAST 10	STRENGTH OF	OPP. STRENGTH	TEAM	ADJ.	CONF.	ADJ CONF.
Average RPI Loss:	216	RECORD	PCT. RANK	GAMES	SCHEDULE	OF SCHEDULE	RPI	RPI	RPI	RPI
DIV. I ONLY	9- 19	267	3- 7	302	310	297	297	29	29	
DIV. I NON-CONF.	3- 8	268	0- 0	218	256	263	263	29	29	
-----										
TOTALS	RPI 1-25	RPI 26-50	W-L RECORDS	RPI 51-100	RPI 101-999	RPI 201+				
9- 19	0- 2	0- 0	OVERALL	0- 0	9- 17	9- 13				
5- 7	0- 0	0- 0	HOME	0- 0	5- 7	5- 5				
4- 12	0- 0	0- 0	AWAY	0- 0	4- 0	4- 0				
0- 0	0- 0	0- 0	NEUTRAL	0- 0	0- 0	0- 0				
3- 8	0- 2	0- 0	NON-CONFERENCE	0- 0	3- 6	3- 5				
2- 1	0- 0	0- 0	HOME	0- 0	2- 1	2- 1				
1- 7	0- 2	0- 0	AWAY	0- 0	1- 5	1- 4				
0- 0	0- 0	0- 0	NEUTRAL	0- 0	0- 0	0- 0				
6- 11	0- 0	0- 0	CONFERENCE	0- 0	6- 11	6- 8				
3- 6	0- 0	0- 0	HOME	0- 0	3- 6	3- 4				
3- 5	0- 0	0- 0	AWAY	0- 0	3- 5	3- 4				
0- 0	0- 0	0- 0	NEUTRAL	0- 0	0- 0	0- 0				

RPI 1-25				RPI 26-50				RPI 51-100				RPI 101+				Team's RPI: 297
RPI	S	Opponent	Score	RPI	S	Opponent	Score	RPI	S	Opponent	Score	RPI	S	Opponent	Score	
1	A	Notre Dame	65 121									113	A	Saint Francis (PA)	88 92	
16	A	Maryland	57 97									113	H	Saint Francis (PA)	69 79	
												134	H	Robert Morris	68 77	
												197	A	Lehigh	71 75	
												220	A	Xavier	45 66	
												227	H	Gardner-Webb	67 75	
												238	H	Loyola Maryland	71 63	
												255	H	Rider	82 78	
												257	A	Sacred Heart	44 56	
												257	H	Sacred Heart	52 82	
												266	A	St. Francis Brooklyn	73 82	
												266	H	St. Francis Brooklyn	56 75	
												269	A	Fairfield	65 76	
												271	A	UMES	66 63	
												274	A	LIU Brooklyn	48 53	
												274	H	LIU Brooklyn	59 61	
												277	A	Morgan St.	67 75	
												285	A	Fairleigh Dickinson	55 53	
												285	H	Fairleigh Dickinson	55 52	
												288	A	Central Conn. St.	68 56	
												288	H	Central Conn. St.	76 56	
												293	A	Bryant	68 63	
												293	H	Bryant	64 67	
												319	A	Coppin St.	54 68	
												330	A	Wagner	68 69	
												330	H	Wagner	79 56	
-----																
LAST 12 Division I GAMES:																
113	H	Saint Francis (PA)	69 79	266	H	St. Francis Brooklyn	56 75									
330	A	Wagner	68 69	274	H	LIU Brooklyn	59 61									
288	H	Central Conn. St.	76 56	330	H	Wagner	79 56									
293	H	Bryant	64 67	134	H	Robert Morris	68 77									
257	A	Sacred Heart	44 56	113	A	Saint Francis (PA)	88 92									
285	A	Fairleigh Dickinson	55 53	274	A	LIU Brooklyn	48 53									

Non-Div I Games:

Mt. St. Mary's



Average RPI Win: 301		WON-LOST RECORD	WINNING PCT. RANK	LAST 10 GAMES	STRENGTH OF SCHEDULE	OPP. STRENGTH OF SCHEDULE	TEAM RPI	ADJ. RPI	CONF. RPI	ADJ CONF. RPI
Average RPI Loss: 170										
DIV. I ONLY		10- 19	254	4- 6	307	266	294	294	25	25
DIV. I NON-CONF.		3- 7	254	0- 0	319	221	305	305	27	27
TOTALS		RPI 1-25	RPI 26-50	W-L RECORDS		RPI 51-100	RPI 101-999	RPI 201+		
10- 19	0- 1		0- 0	OVERALL		0- 3	10- 15	10- 6		
6- 7	0- 0		0- 0	HOME		0- 0	6- 7	6- 1		
4- 11	0- 1		0- 0	AWAY		0- 2	4- 8	4- 5		
0- 1	0- 0		0- 0	NEUTRAL		0- 1	0- 0	0- 0		
3- 7	0- 1		0- 0	NON-CONFERENCE		0- 1	3- 5	3- 3		
2- 2	0- 0		0- 0	HOME		0- 0	2- 2	2- 0		
1- 5	0- 1		0- 0	AWAY		0- 1	1- 3	1- 3		
0- 0	0- 0		0- 0	NEUTRAL		0- 0	0- 0	0- 0		
7- 12	0- 0		0- 0	CONFERENCE		0- 2	7- 10	7- 3		
4- 5	0- 0		0- 0	HOME		0- 0	4- 5	4- 1		
3- 6	0- 0		0- 0	AWAY		0- 1	3- 5	3- 2		
0- 1	0- 0		0- 0	NEUTRAL		0- 1	0- 0	0- 0		

RPI 1-25				RPI 26-50				RPI 51-100				RPI 101+				Team's RPI: 294	
RPI	S	Opponent	Score	RPI	S	Opponent	Score	RPI	S	Opponent	Score	RPI	S	Opponent	Score		
5	A	Louisville	51 115					58	A	Belmont	65 70	111	H	ETSU	68 96		
								58	N	Belmont	64 88	122	H	Butler	59 88		
								93	A	Alabama	47 68	155	A	UT Martin	67 85		
												155	H	UT Martin	80 97		
												160	A	Jacksonville St.	65 97		
												160	H	Jacksonville St.	55 59		
												161	A	SIUE	68 77		
												161	H	SIUE	70 75		
												192	H	Morehead St.	80 82		
												217	A	UNCG	63 52		
												233	A	Southeast Mo. St.	70 80		
												233	H	Southeast Mo. St.	74 85		
												248	A	Austin Peay	69 75		
												248	H	Austin Peay	91 65		
												252	H	Northern Ky.	98 87		
												261	A	Lipscomb	64 65		
												312	A	Tennessee Tech	72 63		
												312	H	Tennessee Tech	80 73		
												314	H	Eastern Ky.	75 68		
												315	A	Alabama A&M	54 71		
												328	A	Tennessee St.	85 73		
												341	H	Mississippi Val.	64 63		
												345	A	Eastern Ill.	70 63		
												345	H	Eastern Ill.	72 61		
												349	A	Evansville	81 89		
				LAST 12 Division I GAMES:													
				58	N	Belmont	64 88	248	H	Austin Peay	91 65						
				248	A	Austin Peay	69 75	155	A	UT Martin	67 85						
				345	A	Eastern Ill.	70 63	233	A	Southeast Mo. St.	70 80						
				312	H	Tennessee Tech	80 73	314	H	Eastern Ky.	75 68						
				160	H	Jacksonville St.	55 59	192	H	Morehead St.	80 82						
				161	A	SIUE	68 77	328	A	Tennessee St.	85 73						

Non-Div I Games:	Bethel (TN)	81	76
------------------	-------------	----	----

Murray St.

■ Loss, ■ Non-Conf, S Site, H Home A Away N Neutral



Average RPI Win:	289	WON-LOST	WINNING	LAST 10	STRENGTH OF	OPP. STRENGTH	TEAM	ADJ.	CONF.	ADJ CONF.
Average RPI Loss:	92	RECORD	PCT. RANK	GAMES	SCHEDULE	OF SCHEDULE	RPI	RPI	RPI	RPI
DIV. I ONLY	18- 8	67	9- 1	324	267	169	169	30	30	
DIV. I NON-CONF.	3- 7	254	0- 0	200	39	270	270	30	30	
-----										
TOTALS	RPI 1-25	RPI 26-50	W-L RECORDS	RPI 51-100	RPI 101-999	RPI 201+				
18- 8	0- 0	0- 2	OVERALL	0- 3	18- 3	16- 0				
10- 3	0- 0	0- 2	HOME	0- 0	10- 1	9- 0				
8- 3	0- 0	0- 0	AWAY	0- 1	8- 2	7- 0				
0- 2	0- 0	0- 0	NEUTRAL	0- 2	0- 0	0- 0				
3- 7	0- 0	0- 2	NON-CONFERENCE	0- 3	3- 2	3- 0				
3- 2	0- 0	0- 2	HOME	0- 0	3- 0	3- 0				
0- 3	0- 0	0- 0	AWAY	0- 1	0- 2	0- 0				
0- 2	0- 0	0- 0	NEUTRAL	0- 2	0- 0	0- 0				
15- 1	0- 0	0- 0	CONFERENCE	0- 0	15- 1	13- 0				
7- 1	0- 0	0- 0	HOME	0- 0	7- 1	6- 0				
8- 0	0- 0	0- 0	AWAY	0- 0	8- 0	7- 0				
0- 0	0- 0	0- 0	NEUTRAL	0- 0	0- 0	0- 0				

RPI 1-25				RPI 26-50				RPI 51-100				RPI 101+ Team's RPI: 169			
RPI	S	Opponent	Score	RPI	S	Opponent	Score	RPI	S	Opponent	Score	RPI	S	Opponent	Score
27	H	Georgia	63 73	51	N	Harvard	60 64	101	A	Auburn	53 63				
46	H	Elon	59 90	74	N	Duquesne	60 73	130	A	Bethune-Cookman	62 55				
				100	A	Ohio	65 72	155	A	UT Martin	63 76				
								182	H	Hampton	51 63				
								201	H	Norfolk St.	53 51				
								259	A	Howard	76 68				
								259	H	Howard	91 53				
								271	A	UMES	57 45				
								271	H	UMES	65 60				
								273	H	Appalachian St.	81 56				
								277	H	Morgan St.	67 60				
								308	H	Western Caro.	68 59				
								317	A	N.C. Central	60 57				
								317	H	N.C. Central	67 54				
								319	H	Coppin St.	64 63				
								323	A	South Carolina St.	74 54				
								327	H	Ga. Southern	60 49				
								332	A	Delaware St.	66 48				
								332	H	Delaware St.	75 55				
								339	A	Florida A&M	73 52				
								344	A	Savannah St.	69 44				
LAST 12 Division I GAMES:															
317	A	N.C. Central	60 57	323	A	South Carolina St.	74 54								
130	A	Bethune-Cookman	62 55	182	H	Hampton	51 63								
339	A	Florida A&M	73 52	332	H	Delaware St.	75 55								
271	H	UMES	65 60	201	H	Norfolk St.	53 51								
259	H	Howard	91 53	317	H	N.C. Central	67 54								
344	A	Savannah St.	69 44	259	A	Howard	76 68								

Non-Div I Games: Saint Augustine's 94 42 St. Andrews 90 40

N. C. A&T



Average RPI Win:	316	WON-LOST	WINNING	LAST 10	STRENGTH OF	OPP. STRENGTH	TEAM	ADJ.	CONF.	ADJ CONF.
Average RPI Loss:	204	RECORD	PCT. RANK	GAMES	SCHEDULE	OF SCHEDULE	RPI	RPI	RPI	RPI
DIV. I ONLY	8- 20	279	4- 6	319	331	317	317	30	30	
DIV. I NON-CONF.	1- 11	331	0- 0	257	290	339	339	30	30	
-----										
TOTALS	RPI 1-25	RPI 26-50	W-L RECORDS	RPI 51-100	RPI 101-999	RPI 201+				
8- 20	0- 0	0- 2	OVERALL	0- 0	8- 18	8- 10				
5- 6	0- 0	0- 1	HOME	0- 0	5- 5	5- 2				
3- 14	0- 0	0- 1	AWAY	0- 0	3- 13	3- 8				
0- 0	0- 0	0- 0	NEUTRAL	0- 0	0- 0	0- 0				
1- 11	0- 0	0- 2	NON-CONFERENCE	0- 0	1- 9	1- 6				
1- 2	0- 0	0- 1	HOME	0- 0	1- 1	1- 1				
0- 9	0- 0	0- 1	AWAY	0- 0	0- 8	0- 5				
0- 0	0- 0	0- 0	NEUTRAL	0- 0	0- 0	0- 0				
7- 9	0- 0	0- 0	CONFERENCE	0- 0	7- 9	7- 4				
4- 4	0- 0	0- 0	HOME	0- 0	4- 4	4- 1				
3- 5	0- 0	0- 0	AWAY	0- 0	3- 5	3- 3				
0- 0	0- 0	0- 0	NEUTRAL	0- 0	0- 0	0- 0				

RPI	S	Opponent	Score	RPI	S	Opponent	Score	RPI	S	Opponent	Score	RPI	S	Opponent	Score	Team's RPI: 317
42	H	Oregon St.	44	97	46	A	Elon	50	78	102	A	Iowa St.	58	99		
										120	A	Colorado St.	48	85		
										130	A	Bethune-Cookman	47	57		
										169	A	N. C. A&T	54	67		
										169	H	N. C. A&T	57	60		
										182	H	Hampton	53	62		
										194	A	East Carolina	61	73		
										201	H	Norfolk St.	60	75		
										228	A	Coastal Caro.	65	68		
										245	A	Presbyterian	60	69		
										254	H	Campbell	51	58		
										257	A	UNCW	63	89		
										259	A	Howard	54	69		
										259	H	Howard	78	77		
										271	A	UMES	73	84		
										271	H	UMES	69	80		
										277	H	Morgan St.	60	57		
										302	A	Wofford	56	77		
										303	A	USC Upstate	61	66		
										319	H	Coppin St.	60	52		
										323	A	South Carolina St.	81	63		
										332	A	Delaware St.	74	67		
										332	H	Delaware St.	76	60		
										339	A	Florida A&M	81	84		
										342	H	Longwood	87	75		
										344	A	Savannah St.	74	61		
-----																
LAST 12 Division I GAMES:																
169	H	N. C. A&T	57	60	339	A	Florida A&M	81	84							
344	A	Savannah St.	74	61	332	H	Delaware St.	76	60							
323	A	South Carolina St.	81	63	182	H	Hampton	53	62							
259	H	Howard	78	77	169	A	N. C. A&T	54	67							
271	H	UMES	69	80	271	A	UMES	73	84							
130	A	Bethune-Cookman	47	57	259	A	Howard	54	69							

Non-Div I Games: Johnson &amp; Wales (NC) 8 51

N. C. Central



N  
C  
S  
t  
a  
t  
eN  
C  
S  
t  
a  
t  
e

NC State



Average RPI Win:	258	WON-LOST	WINNING	LAST 10	STRENGTH OF	OPP. STRENGTH	TEAM	ADJ.	CONF.	ADJ CONF.
Average RPI Loss:	199	RECORD	PCT. RANK	GAMES	SCHEDULE	OF SCHEDULE	RPI	RPI	RPI	RPI
DIV. I ONLY	3- 26	336	1- 9	239	304	338	338	24	24	
DIV. I NON-CONF.	1- 13	336	0- 0	274	339	345	345	22	22	
-----										
TOTALS	RPI 1-25	RPI 26-50	W-L RECORDS	RPI 51-100	RPI 101-999	RPI 201+				
3- 26	0- 0	0- 1	OVERALL	0- 7	3- 18	3- 13				
2- 12	0- 0	0- 0	HOME	0- 3	2- 9	2- 8				
1- 14	0- 0	0- 1	AWAY	0- 4	1- 9	1- 5				
0- 0	0- 0	0- 0	NEUTRAL	0- 0	0- 0	0- 0				
1- 13	0- 0	0- 1	NON-CONFERENCE	0- 2	1- 10	1- 7				
1- 6	0- 0	0- 0	HOME	0- 1	1- 5	1- 5				
0- 7	0- 0	0- 1	AWAY	0- 1	0- 5	0- 2				
0- 0	0- 0	0- 0	NEUTRAL	0- 0	0- 0	0- 0				
2- 13	0- 0	0- 0	CONFERENCE	0- 5	2- 8	2- 6				
1- 6	0- 0	0- 0	HOME	0- 2	1- 4	1- 3				
1- 7	0- 0	0- 0	AWAY	0- 3	1- 4	1- 3				
0- 0	0- 0	0- 0	NEUTRAL	0- 0	0- 0	0- 0				

RPI 1-25				RPI 26-50				RPI 51-100				RPI 101+				Team's RPI: 338
RPI	S	Opponent	Score	RPI	S	Opponent	Score	RPI	S	Opponent	Score	RPI	S	Opponent	Score	
				32	A	South Dakota St.	48 92	52	A	FGCU	62 83	157	A	Binghamton	36 67	
								52	A	FGCU	66 90	163	A	Army West Point	49 79	
								52	H	FGCU	43 89	197	A	Lehigh	50 64	
								60	H	Penn	38 77	199	A	Stetson	55 73	
								98	A	Jacksonville	53 73	199	H	Stetson	53 72	
								98	H	Jacksonville	58 88	239	A	North Florida	66 62	
								99	A	Dartmouth	50 81	239	H	North Florida	75 65	
												255	H	Rider	64 79	
												261	A	Lipscomb	58 66	
												261	H	Lipscomb	58 74	
												272	H	Cornell	46 61	
												274	H	LIU Brooklyn	49 67	
												277	A	Morgan St.	43 55	
												282	A	North Dakota St.	58 105	
												285	H	Fairleigh Dickinson	70 74	
												296	H	Long Beach St.	73 57	
												300	A	Kennesaw St.	65 80	
												300	H	Kennesaw St.	58 61	
												303	A	USC Upstate	67 74	
												303	H	USC Upstate	57 95	
												347	H	Saint Peter's	52 59	
-----																
LAST 12 Division I GAMES:																
				52	A	FGCU	62 83	300	H	Kennesaw St.	58 61					
				303	A	USC Upstate	67 74	261	A	Lipscomb	58 66					
				98	A	Jacksonville	53 73	300	A	Kennesaw St.	65 80					
				239	A	North Florida	66 62	261	H	Lipscomb	58 74					
				52	H	FGCU	43 89	239	H	North Florida	75 65					
				199	H	Stetson	53 72	98	H	Jacksonville	58 88					

Non-Div I Games: St. Joseph's (Brkn)106 42

NJIT



Average RPI Win:	228	WON-LOST	WINNING	LAST 10	STRENGTH OF	OPP. STRENGTH	TEAM	ADJ.	CONF.	ADJ CONF.
Average RPI Loss:	125	RECORD	PCT. RANK	GAMES	SCHEDULE	OF SCHEDULE	RPI	RPI	RPI	RPI
DIV. I ONLY	22- 6	35	7- 3	231	223	77	77	15	15	
DIV. I NON-CONF.	9- 1	19	0- 0	284	320	68	68	18	18	
-----										
TOTALS	RPI 1-25	RPI 26-50	W-L RECORDS	RPI 51-100	RPI 101-999	RPI 201+				
22- 6	0- 0	0- 0	OVERALL	1- 4	21- 2	15- 1				
14- 1	0- 0	0- 0	HOME	1- 1	13- 0	10- 0				
8- 5	0- 0	0- 0	AWAY	0- 3	8- 2	5- 1				
0- 0	0- 0	0- 0	NEUTRAL	0- 0	0- 0	0- 0				
9- 1	0- 0	0- 0	NON-CONFERENCE	0- 1	9- 0	6- 0				
6- 0	0- 0	0- 0	HOME	0- 0	6- 0	5- 0				
3- 1	0- 0	0- 0	AWAY	0- 1	3- 0	1- 0				
0- 0	0- 0	0- 0	NEUTRAL	0- 0	0- 0	0- 0				
13- 5	0- 0	0- 0	CONFERENCE	1- 3	12- 2	9- 1				
8- 1	0- 0	0- 0	HOME	1- 1	7- 0	5- 0				
5- 4	0- 0	0- 0	AWAY	0- 2	5- 2	4- 1				
0- 0	0- 0	0- 0	NEUTRAL	0- 0	0- 0	0- 0				

RPI	S	Opponent	Score	RPI	S	Opponent	Score	RPI	S	Opponent	Score	RPI	S	Opponent	Score
RPI 1-25				RPI 26-50				RPI 51-100				RPI 101+			
56	A	American	41 46	56	H	American	76 49	56	A	American	41 46	163	A	Army West Point	55 46
82	A	New Mexico	87 94	89	A	Bucknell	39 47	82	A	New Mexico	87 94	163	H	Army West Point	70 44
89	A	Bucknell	39 47	89	H	Bucknell	40 49	89	A	Bucknell	39 47	167	A	Marist	77 70
												196	A	Richmond	76 56
												197	A	Lehigh	63 66
												197	H	Lehigh	53 50
												201	H	Norfolk St.	70 51
												229	A	Boston U.	64 59
												229	H	Boston U.	59 48
												235	A	Holy Cross	65 58
												235	H	Holy Cross	62 54
												238	A	Loyola Maryland	40 58
												238	H	Loyola Maryland	73 44
												240	A	Lafayette	59 43
												240	H	Lafayette	65 59
												255	H	Rider	63 44
												256	H	St. Bonaventure	86 48
												274	A	LIU Brooklyn	79 47
												282	H	North Dakota St.	67 54
												284	H	Monmouth	73 49
												287	A	Colgate	69 42
												287	H	Colgate	70 54
												291	H	Air Force	71 64
LAST 12 Division I GAMES:															
56	H	American	76 49	235	H	Holy Cross	62 54								
238	A	Loyola Maryland	40 58	287	A	Colgate	69 42								
89	H	Bucknell	40 49	197	H	Lehigh	53 50								
229	H	Boston U.	59 48	89	A	Bucknell	39 47								
240	A	Lafayette	59 43	229	A	Boston U.	64 59								
163	A	Army West Point	55 46	240	H	Lafayette	65 59								

Non-Div I Games: Emory &amp; Henry 88 57

Navy



[illegible]

### Non-Divisible Games:



Average RPI Win: 218  
Average RPI Loss: 139

WON-LOST  
RECORD

WINNING  
PCT. RANK

LAST 10  
GAMES

STRENGTH OF  
SCHEDULE

OPP. STRENGTH  
OF SCHEDULE

TEAM  
RPI

ADJ.  
RPI

CONF.  
RPI

ADJ CONF.  
RPI

DIV. I ONLY	13- 15	206	3- 7	177	122	206	206	16	16
DIV. I NON-CONF.	6- 4	122	0- 0	157	112	145	145	14	14
<hr/>									
TOTALS	RPI 1-25	RPI 26-50	W-L RECORDS	RPI 51-100	RPI 101-999	RPI 201+			
13- 15	0- 1	0- 1	OVERALL	1- 4	12- 9	9- 4			
10- 5	0- 1	0- 0	HOME	1- 1	9- 3	7- 1			
2- 9	0- 0	0- 0	AWAY	0- 3	2- 6	1- 3			
1- 1	0- 0	0- 1	NEUTRAL	0- 0	1- 0	1- 0			
6- 4	0- 1	0- 1	NON-CONFERENCE	0- 0	6- 2	5- 1			
4- 2	0- 1	0- 0	HOME	0- 0	4- 1	3- 1			
1- 1	0- 0	0- 0	AWAY	0- 0	1- 1	1- 0			
1- 1	0- 0	0- 1	NEUTRAL	0- 0	1- 0	1- 0			
7- 11	0- 0	0- 0	CONFERENCE	1- 4	6- 7	4- 3			
6- 3	0- 0	0- 0	HOME	1- 1	5- 2	4- 0			
1- 8	0- 0	0- 0	AWAY	0- 3	1- 5	0- 3			
0- 0	0- 0	0- 0	NEUTRAL	0- 0	0- 0	0- 0			

RPI 1-25				RPI 26-50				RPI 51-100				RPI 101+ Team's RPI: 206			
RPI	S	Opponent	Score	RPI	S	Opponent	Score	RPI	S	Opponent	Score	RPI	S	Opponent	Score
2	H	UConn	57 88	42	N	Oregon St.	49 89	78	A	Wyoming	60 66	110	A	Utah	61 87
								78	H	Wyoming	62 65	120	A	Colorado St.	64 75
								82	A	New Mexico	68 72	120	H	Colorado St.	59 65
								87	A	UNLV	75 77	128	H	Portland St.	67 55
								87	H	UNLV	75 55	133	A	Boise St.	72 68
												133	H	Boise St.	55 63
												141	A	Fresno St.	55 68
												141	H	Fresno St.	90 73
												212	H	SMU	80 72
												213	N	Montana St.	67 53
												219	A	Seattle U	74 65
												236	H	Pepperdine	72 77
												267	H	Sacramento St.	95 68
												268	A	San Diego St.	72 75
												268	H	San Diego St.	84 72
												281	A	San Jose St.	54 57
												281	H	San Jose St.	91 63
												290	H	Santa Clara	52 41
												291	H	Air Force	70 60
												304	A	Utah St.	57 79
												304	H	Utah St.	85 78
<hr/>															
LAST 12 Division I GAMES:															
268	H	San Diego St.	84 72	268	A	San Diego St.	72 75								
87	H	UNLV	75 55	87	A	UNLV	75 77								
120	A	Colorado St.	64 75	120	H	Colorado St.	59 65								
281	A	San Jose St.	54 57	141	A	Fresno St.	55 68								
304	H	Utah St.	85 78	78	H	Wyoming	62 65								
133	H	Boise St.	55 63	133	A	Boise St.	72 68								

Non-Div I Games: Stanislaus St. 81 60

Nevada

Loss, Non-Conf, S Site, H Home A Away N Neutral



Average RPI Win:	246	WON-LOST	WINNING	LAST 10	STRENGTH OF	OPP. STRENGTH	TEAM	ADJ.	CONF.	ADJ CONF.
Average RPI Loss:	161	RECORD	PCT. RANK	GAMES	SCHEDULE	OF SCHEDULE	RPI	RPI	RPI	RPI
DIV. I ONLY	18- 11	104	5- 5	304	247	175	175	20	20	
DIV. I NON-CONF.	8- 4	87	0- 0	340	240	196	196	24	24	
-----										
TOTALS	RPI 1-25	RPI 26-50	W-L RECORDS	RPI 51-100	RPI 101-999	RPI 201+				
18- 11	0- 0	0- 0	OVERALL	1- 4	17- 7	12- 4				
8- 4	0- 0	0- 0	HOME	1- 1	7- 3	5- 1				
8- 6	0- 0	0- 0	AWAY	0- 3	8- 3	6- 2				
2- 1	0- 0	0- 0	NEUTRAL	0- 0	2- 1	1- 1				
8- 4	0- 0	0- 0	NON-CONFERENCE	0- 1	8- 3	7- 3				
4- 0	0- 0	0- 0	HOME	0- 0	4- 0	3- 0				
3- 3	0- 0	0- 0	AWAY	0- 1	3- 2	3- 2				
1- 1	0- 0	0- 0	NEUTRAL	0- 0	1- 1	1- 1				
10- 7	0- 0	0- 0	CONFERENCE	1- 3	9- 4	5- 1				
4- 4	0- 0	0- 0	HOME	1- 1	3- 3	2- 1				
5- 3	0- 0	0- 0	AWAY	0- 2	5- 1	3- 0				
1- 0	0- 0	0- 0	NEUTRAL	0- 0	1- 0	0- 0				

RPI 1-25				RPI 26-50				RPI 51-100				RPI 101+				Team's RPI: 175
RPI	S	Opponent	Score	RPI	S	Opponent	Score	RPI	S	Opponent	Score	RPI	S	Opponent	Score	
								75	A	Albany (NY)	53 66	138	H	Northeastern	65 50	
								75	H	Albany (NY)	74 68	140	A	Hartford	49 85	
								79	A	Maine	46 77	140	H	Hartford	76 58	
								79	H	Maine	46 56	157	A	Binghamton	63 61	
								99	A	Dartmouth	49 57	157	H	Binghamton	52 54	
												185	A	Stony Brook	51 50	
												185	H	Stony Brook	56 62	
												185	N	Stony Brook	71 54	
												204	A	Boston College	55 64	
												220	A	Xavier	66 71	
												229	H	Boston U.	72 57	
												244	N	La Salle	51 59	
												257	A	Sacred Heart	74 47	
												262	H	Manhattan	68 55	
												269	N	Fairfield	71 61	
												272	H	Cornell	48 45	
												289	A	Vermont	52 49	
												289	H	Vermont	53 58	
												293	A	Bryant	74 65	
												322	A	UMBC	51 46	
												322	H	UMBC	56 51	
												330	A	Wagner	65 53	
												348	A	UMass Lowell	70 49	
												348	H	UMass Lowell	66 45	
-----																
LAST 12 Division I GAMES:																
				185	N	Stony Brook	71 54	289	H	Vermont	53 58					
				348	A	UMass Lowell	70 49	75	H	Albany (NY)	74 68					
				185	H	Stony Brook	56 62	140	A	Hartford	49 85					
				140	H	Hartford	76 58	157	H	Binghamton	52 54					
				322	A	UMBC	51 46	79	H	Maine	46 56					
				79	A	Maine	46 77	185	A	Stony Brook	51 50					

Non-Div I Games: Colby-Sawyer 64 40

New Hampshire

Loss, 
Non-Conf, S Site, 
H Home
A Away 
N Neutral



Average RPI Win:	187	WON-LOST	WINNING	LAST 10	STRENGTH OF	OPP. STRENGTH	TEAM	ADJ.	CONF.	ADJ CONF.
Average RPI Loss:	129	RECORD	PCT. RANK	GAMES	SCHEDULE	OF SCHEDULE	RPI	RPI	RPI	RPI
DIV. I ONLY	21- 9	66	6- 4	139	125	82	82	16	16	
DIV. I NON-CONF.	11- 1	13	0- 0	72	134	13	13	14	14	
-----										
TOTALS	RPI 1-25	RPI 26-50	W-L RECORDS	RPI 51-100	RPI 101-999	RPI 201+				
21- 9	1- 0	0- 1	OVERALL	2- 4	18- 4	10- 2				
16- 2	1- 0	0- 0	HOME	2- 2	13- 0	7- 0				
5- 7	0- 0	0- 1	AWAY	0- 2	5- 4	3- 2				
0- 0	0- 0	0- 0	NEUTRAL	0- 0	0- 0	0- 0				
11- 1	1- 0	0- 1	NON-CONFERENCE	2- 0	8- 0	4- 0				
9- 0	1- 0	0- 0	HOME	2- 0	6- 0	3- 0				
2- 1	0- 0	0- 1	AWAY	0- 0	2- 0	1- 0				
0- 0	0- 0	0- 0	NEUTRAL	0- 0	0- 0	0- 0				
10- 8	0- 0	0- 0	CONFERENCE	0- 4	10- 4	6- 2				
7- 2	0- 0	0- 0	HOME	0- 2	7- 0	4- 0				
3- 6	0- 0	0- 0	AWAY	0- 2	3- 4	2- 2				
0- 0	0- 0	0- 0	NEUTRAL	0- 0	0- 0	0- 0				

RPI 1-25				RPI 26-50				RPI 51-100 Team's RPI: 82				RPI 101+			
RPI	S	Opponent	Score	RPI	S	Opponent	Score	RPI	S	Opponent	Score	RPI	S	Opponent	Score
24	H	Marquette	88 87	31	A	Oklahoma	63 105	77	H	Navy	94 87	104	H	Western Mich.	88 76
								78	A	Wyoming	55 66	120	A	Colorado St.	71 74
								78	H	Wyoming	62 63	120	H	Colorado St.	54 48
								87	A	UNLV	62 74	133	A	Boise St.	85 91
								87	H	UNLV	66 68	133	H	Boise St.	100 83
								90	H	Lamar University	90 58	141	A	Fresno St.	93 89
												141	H	Fresno St.	88 75
												146	H	Wichita St.	76 62
												176	A	UTEP	59 35
												186	H	UC Irvine	83 61
												206	H	Nevada	72 68
												210	A	New Mexico St.	101 93
												210	H	New Mexico St.	86 75
												234	H	Illinois	97 68
												250	H	Texas Tech	90 56
												268	A	San Diego St.	89 97
												281	A	San Jose St.	86 95
												281	H	San Jose St.	92 62
												291	A	Air Force	88 59
												291	H	Air Force	57 49
												304	A	Utah St.	74 50
												304	H	Utah St.	80 47
-----															
LAST 12 Division I GAMES:															
141	A	Fresno St.	93 89	133	A	Boise St.	85 91								
120	H	Colorado St.	54 48	281	H	San Jose St.	92 62								
87	A	UNLV	62 74	304	H	Utah St.	80 47								
78	H	Wyoming	62 63	120	A	Colorado St.	71 74								
304	A	Utah St.	74 50	268	A	San Diego St.	89 97								
291	H	Air Force	57 49	87	H	UNLV	66 68								

Non-Div I Games: Northern N.M. 107 66

New Mexico

■ Loss, 
 ■ Non-Conf, S Site, 
 ■ Home 
 ■ Away 
 N Neutral



Average RPI Win:	275	WON-LOST	WINNING	LAST 10	STRENGTH OF	OPP. STRENGTH	TEAM	ADJ.	CONF.	ADJ CONF.
Average RPI Loss:	175	RECORD	PCT. RANK	GAMES	SCHEDULE	OF SCHEDULE	RPI	RPI	RPI	RPI
DIV. I ONLY	15- 11	127	8- 2	310	319	210	210	31	31	
DIV. I NON-CONF.	4- 8	239	0- 0	229	225	262	262	31	31	
-----										
TOTALS	RPI 1-25	RPI 26-50	W-L RECORDS	RPI 51-100	RPI 101-999	RPI 201+				
15- 11	0- 0	0- 0	OVERALL	0- 2	15- 9	14- 5				
9- 3	0- 0	0- 0	HOME	0- 1	9- 2	8- 0				
6- 5	0- 0	0- 0	AWAY	0- 1	6- 4	6- 4				
0- 3	0- 0	0- 0	NEUTRAL	0- 0	0- 3	0- 1				
4- 8	0- 0	0- 0	NON-CONFERENCE	0- 2	4- 6	3- 2				
2- 3	0- 0	0- 0	HOME	0- 1	2- 2	1- 0				
2- 2	0- 0	0- 0	AWAY	0- 1	2- 1	2- 1				
0- 3	0- 0	0- 0	NEUTRAL	0- 0	0- 3	0- 1				
11- 3	0- 0	0- 0	CONFERENCE	0- 0	11- 3	11- 3				
7- 0	0- 0	0- 0	HOME	0- 0	7- 0	7- 0				
4- 3	0- 0	0- 0	AWAY	0- 0	4- 3	4- 3				
0- 0	0- 0	0- 0	NEUTRAL	0- 0	0- 0	0- 0				

RPI 1-25				RPI 26-50				RPI 51-100				RPI 101+				Team's RPI: 210	
RPI	S	Opponent	Score	RPI	S	Opponent	Score	RPI	S	Opponent	Score	RPI	S	Opponent	Score		
								82	A	New Mexico	75	86	104	H	Western Mi ch.	55	64
								82	H	New Mexico	93	101	138	N	Northeastern	64	65
												145	N	Arkansas	60	69	
												176	H	UTEP	76	68	
												200	H	UC Santa Barbara	47	77	
												211	A	CSU Bakersfi el d	52	62	
												211	H	CSU Bakersfi el d	56	48	
												219	A	Seattle U	59	69	
												219	H	Seattle U	64	53	
												223	N	Texas Southern	50	66	
												226	H	A&M-Corpus Christi	70	61	
												236	A	Pepperdi ne	86	64	
												249	A	Grand Canyon	34	50	
												249	H	Grand Canyon	64	60	
												276	A	Ari zona	44	83	
												279	A	UMKC	76	67	
												279	H	UMKC	70	62	
												296	A	Long Beach St.	72	63	
												309	A	UTRGV	79	77	
												309	H	UTRGV	72	56	
												321	A	Utah Valley	82	72	
												321	H	Utah Valley	59	51	
												346	A	Chi cago St.	63	55	
												346	H	Chi cago St.	74	59	
LAST 12 Di vi si on I GAMES:																	
				309	H	UTRGV	72	56	211	A	CSU Bakersfi el d	52	62				
				279	A	UMKC	76	67	309	A	UTRGV	79	77				
				346	A	Chi cago St.	63	55	279	H	UMKC	70	62				
				219	H	Seattle U	64	53	321	A	Utah Valley	82	72				
				321	H	Utah Valley	59	51	219	A	Seattle U	59	69				
				249	A	Grand Canyon	34	50	211	H	CSU Bakersfi el d	56	48				

Non-Div I Games: Tex. Permian Basin 85 58 Western N.M. 89 60

New Mexico St.

Loss, 
Non-Conf, 
S Site, 
H Home
A Away 
N Neutral



Average RPI Win:	277	WON-LOST	WINNING	LAST 10	STRENGTH OF	OPP. STRENGTH	TEAM	ADJ.	CONF.	ADJ CONF.
Average RPI Loss:	159	RECORD	PCT. RANK	GAMES	SCHEDULE	OF SCHEDULE	RPI	RPI	RPI	RPI
DIV. I ONLY	14- 14	178	6- 4	295	272	222	222	26	26	
DIV. I NON-CONF.	3- 7	254	0- 0	101	165	216	216	26	26	
-----										
TOTALS	RPI 1-25	RPI 26-50	W-L RECORDS	RPI 51-100	RPI 101-999	RPI 201+				
14- 14	0- 1	0- 1	OVERALL	0- 2	14- 10	13- 5				
9- 4	0- 0	0- 0	HOME	0- 1	9- 3	9- 1				
5- 10	0- 0	0- 0	AWAY	0- 0	5- 2	4- 1				
0- 0	0- 0	0- 0	NEUTRAL	0- 0	0- 0	0- 0				
3- 7	0- 1	0- 1	NON-CONFERENCE	0- 1	3- 4	3- 0				
2- 2	0- 0	0- 0	HOME	0- 1	2- 1	2- 0				
1- 5	0- 1	0- 1	AWAY	0- 0	1- 3	1- 0				
0- 0	0- 0	0- 0	NEUTRAL	0- 0	0- 0	0- 0				
11- 7	0- 0	0- 0	CONFERENCE	0- 1	11- 6	10- 5				
7- 2	0- 0	0- 0	HOME	0- 0	7- 2	7- 1				
4- 5	0- 0	0- 0	AWAY	0- 1	4- 4	3- 4				
0- 0	0- 0	0- 0	NEUTRAL	0- 0	0- 0	0- 0				

RPI 1-25				RPI 26-50				RPI 51-100				RPI 101+ Team's RPI: 222			
RPI	S	Opponent	Score	RPI	S	Opponent	Score	RPI	S	Opponent	Score	RPI	S	Opponent	Score
22	A	Missouri	45 81	48	A	Miami (FL)	46 76	69	H	Houston	66 78	115	H	SFA	67 74
								90	A	Lamar University	77 100	126	A	Central Ark.	52 48
												129	A	Tulane	56 79
												158	A	Louisiana	57 66
												160	H	Jacksonville St.	54 59
												164	A	South Ala.	45 67
												216	H	CSUN	76 73
												223	H	Texas Southern	72 69
												226	A	A&M-Corpus Christi	68 75
												226	H	A&M-Corpus Christi	66 49
												229	A	Nicholls St.	48 72
												229	H	Nicholls St.	61 62
												253	A	Abilene Christian	70 80
												278	A	McNeese	77 64
												278	H	McNeese	84 62
												299	A	Southeastern La.	74 71
												299	H	Southeastern La.	82 73
												310	A	Incarnate Word	72 45
												310	H	Incarnate Word	52 50
												311	H	Houston Baptist	70 52
												335	H	Sam Houston St.	77 50
												336	A	Northwestern St.	47 52
												336	H	Northwestern St.	81 63
												337	A	La. -Monroe	89 51
LAST 12 Division I GAMES:															
299	A	Southeastern La.	74 71	229	H	Nicholls St.	61 62								
229	A	Nicholls St.	48 72	336	A	Northwestern St.	47 52								
335	H	Sam Houston St.	77 50	310	A	Incarnate Word	72 45								
278	H	McNeese	84 62	336	H	Northwestern St.	81 63								
299	H	Southeastern La.	82 73	310	H	Incarnate Word	52 50								
226	A	A&M-Corpus Christi	68 75	126	A	Central Ark.	52 48								

Non-Div I Games: Xavier (LA) 85 50

New Orleans

Loss, 
Non-Conf, 
S Site, 
H Home
A Away 
N Neutral



Average RPI Win:	243	WON-LOST	WINNING	LAST 10	STRENGTH OF	OPP. STRENGTH	TEAM	ADJ.	CONF.	ADJ CONF.
Average RPI Loss:	174	RECORD	PCT. RANK	GAMES	SCHEDULE	OF SCHEDULE	RPI	RPI	RPI	RPI
DIV. I ONLY	13- 18	222	5- 5	199	275	231	231	28	28	
DIV. I NON-CONF.	3- 8	268	0- 0	47	133	193	193	25	25	
-----										
TOTALS	RPI 1-25	RPI 26-50	W-L RECORDS	RPI 51-100	RPI 101-999	RPI 201+				
13- 18	1- 1	0- 3	OVERALL	0- 0	12- 14	8- 7				
7- 6	1- 0	0- 2	HOME	0- 0	6- 4	5- 1				
4- 11	0- 1	0- 1	AWAY	0- 0	4- 9	2- 6				
2- 1	0- 0	0- 0	NEUTRAL	0- 0	2- 1	1- 0				
3- 8	1- 1	0- 1	NON-CONFERENCE	0- 0	2- 6	1- 1				
1- 3	1- 0	0- 1	HOME	0- 0	0- 2	0- 0				
1- 4	0- 1	0- 0	AWAY	0- 0	1- 3	1- 1				
1- 1	0- 0	0- 0	NEUTRAL	0- 0	1- 1	0- 0				
10- 10	0- 0	0- 2	CONFERENCE	0- 0	10- 8	7- 6				
6- 3	0- 0	0- 1	HOME	0- 0	6- 2	5- 1				
3- 7	0- 0	0- 1	AWAY	0- 0	3- 6	1- 5				
1- 0	0- 0	0- 0	NEUTRAL	0- 0	1- 0	1- 0				

RPI 1-25				RPI 26-50				RPI 51-100				RPI 101+ Team's RPI: 231			
RPI	S	Opponent	Score	RPI	S	Opponent	Score	RPI	S	Opponent	Score	RPI	S	Opponent	Score
16	A	Maryland	65 92	41	A	Quinnipiac	61 77					116	H	Cleveland St.	61 70
19	H	Buffalo	75 62	41	H	Quinnipiac	55 84					124	N	Louisiana Tech	73 67
				45	H	Drexel	65 66					131	H	Saint Joseph's	69 93
												140	A	Hartford	65 83
												158	N	Louisiana	52 68
												167	A	Marist	68 61
												167	H	Marist	78 84
												188	A	Oakland	59 67
												189	A	Siena	73 68
												189	A	Siena	60 71
												189	H	Siena	65 50
												255	A	Rider	58 65
												255	H	Rider	69 61
												256	A	St. Bonaventure	58 76
												262	A	Manhattan	64 82
												262	H	Manhattan	65 64
												269	A	Fairfield	53 59
												284	A	Monmouth	63 65
												284	H	Monmouth	68 65
												286	A	Canisius	60 64
												286	H	Canisius	66 72
												287	A	Colgate	81 44
												340	H	Iona	73 59
												347	A	Saint Peter's	87 52
												347	H	Saint Peter's	64 54
												347	N	Saint Peter's	60 48
-----															
LAST 12 Division I GAMES:															
189	A	Siena	60 71	284	A	Monmouth	63 65								
347	N	Saint Peter's	60 48	262	A	Manhattan	64 82								
167	A	Marist	68 61	347	H	Saint Peter's	64 54								
286	H	Canisius	66 72	286	A	Canisius	60 64								
284	H	Monmouth	68 65	41	H	Quinnipiac	55 84								
255	H	Rider	69 61	167	H	Marist	78 84								

Non-Div I Games:

Niagara



Average RPI Win:	294	WON-LOST	WINNING	LAST 10	STRENGTH OF	OPP. STRENGTH	TEAM	ADJ.	CONF.	ADJ CONF.
Average RPI Loss:	154	RECORD	PCT. RANK	GAMES	SCHEDULE	OF SCHEDULE	RPI	RPI	RPI	RPI
DIV. I ONLY	13- 13	178	8- 2	303	286	229	229	26	26	
DIV. I NON-CONF.	2- 6	280	0- 0	153	199	233	233	26	26	
-----										
TOTALS	RPI 1-25	RPI 26-50	W-L RECORDS	RPI 51-100	RPI 101-999	RPI 201+				
13- 13	0- 1	0- 1	OVERALL	0- 2	13- 9	13- 5				
5- 6	0- 1	0- 0	HOME	0- 2	5- 3	5- 1				
8- 6	0- 0	0- 1	AWAY	0- 0	8- 5	8- 3				
0- 1	0- 0	0- 0	NEUTRAL	0- 0	0- 1	0- 1				
2- 6	0- 1	0- 1	NON-CONFERENCE	0- 1	2- 3	2- 2				
0- 2	0- 1	0- 0	HOME	0- 1	0- 0	0- 0				
2- 3	0- 0	0- 1	AWAY	0- 0	2- 2	2- 1				
0- 1	0- 0	0- 0	NEUTRAL	0- 0	0- 1	0- 1				
11- 7	0- 0	0- 0	CONFERENCE	0- 1	11- 6	11- 3				
5- 4	0- 0	0- 0	HOME	0- 1	5- 3	5- 1				
6- 3	0- 0	0- 0	AWAY	0- 0	6- 3	6- 2				
0- 0	0- 0	0- 0	NEUTRAL	0- 0	0- 0	0- 0				

RPI 1-25				RPI 26-50				RPI 51-100				RPI 101+				Team's RPI: 229
RPI	S	Opponent	Score	RPI	S	Opponent	Score	RPI	S	Opponent	Score	RPI	S	Opponent	Score	
4	H	Baylor	43 85	28	A	LSU	50 65	90	H	Lamar University	61 76	102	A	Iowa St.	47 75	
								98	H	Jacksonville	61 69	115	H	SFA	73 86	
												126	A	Central Ark.	42 60	
												126	H	Central Ark.	48 69	
												212	A	SMU	61 68	
												222	A	New Orleans	62 61	
												222	H	New Orleans	72 48	
												226	A	A&M-Corpus Christi	55 76	
												253	H	Abilene Christian	81 60	
												265	N	Bradley	65 75	
												278	A	McNeese	61 54	
												278	H	McNeese	63 51	
												295	A	Jackson St.	90 64	
												299	A	Southeastern La.	79 64	
												299	H	Southeastern La.	57 66	
												310	A	Incarnate Word	62 64	
												311	A	Houston Baptist	73 61	
												311	H	Houston Baptist	63 45	
												335	A	Sam Houston St.	70 65	
												336	A	Northwestern St.	79 63	
												336	H	Northwestern St.	85 53	
												341	A	Mississippi Val.	62 57	
LAST 12 Division I GAMES:																
299	A	Southeastern La.	79 64	311	H	Houston Baptist	63 45									
336	H	Northwestern St.	85 53	253	H	Abilene Christian	81 60									
222	H	New Orleans	72 48	222	A	New Orleans	62 61									
278	H	McNeese	63 51	299	H	Southeastern La.	57 66									
126	A	Central Ark.	42 60	90	H	Lamar University	61 76									
335	A	Sam Houston St.	70 65	226	A	A&M-Corpus Christi	55 76									

Non-Div I Games: Spring Hill 78 70 Evangel 72 55 Southern-N. O. 83 45

Nicholls St.



Average RPI Win:	285	WON-LOST	WINNING	LAST 10	STRENGTH OF	OPP. STRENGTH	TEAM	ADJ.	CONF.	ADJ CONF.
Average RPI Loss:	179	RECORD	PCT. RANK	GAMES	SCHEDULE	OF SCHEDULE	RPI	RPI	RPI	RPI
DIV. I ONLY	18- 10	94	6- 4	331	340	201	201	30	30	
DIV. I NON-CONF.	7- 5	132	0- 0	292	315	199	199	30	30	
-----										
TOTALS	RPI 1-25	RPI 26-50	W-L RECORDS	RPI 51-100	RPI 101-999	RPI 201+				
18- 10	0- 0	0- 0	OVERALL	0- 1	18- 9	16- 3				
7- 5	0- 0	0- 0	HOME	0- 0	7- 5	7- 2				
10- 4	0- 0	0- 0	AWAY	0- 1	10- 3	8- 0				
1- 1	0- 0	0- 0	NEUTRAL	0- 0	1- 1	1- 1				
7- 5	0- 0	0- 0	NON-CONFERENCE	0- 1	7- 4	6- 2				
2- 2	0- 0	0- 0	HOME	0- 0	2- 2	2- 1				
4- 2	0- 0	0- 0	AWAY	0- 1	4- 1	3- 0				
1- 1	0- 0	0- 0	NEUTRAL	0- 0	1- 1	1- 1				
11- 5	0- 0	0- 0	CONFERENCE	0- 0	11- 5	10- 1				
5- 3	0- 0	0- 0	HOME	0- 0	5- 3	5- 1				
6- 2	0- 0	0- 0	AWAY	0- 0	6- 2	5- 0				
0- 0	0- 0	0- 0	NEUTRAL	0- 0	0- 0	0- 0				

RPI 1-25				RPI 26-50				RPI 51-100				RPI 101+				Team's RPI: 201
RPI	S	Opponent	Score	RPI	S	Opponent	Score	RPI	S	Opponent	Score	RPI	S	Opponent	Score	
								77	A	Navy	51	70				
												130	A	Bethune-Cookman	45	60
												130	H	Bethune-Cookman	51	58
												151	A	William & Mary	80	74
												169	A	N. C. A&T	51	53
												182	A	Hampton	63	48
												182	H	Hampton	56	70
												194	A	East Carolina	46	51
												195	H	High Point	56	59
												202	N	Bowling Green	50	59
												217	H	UNCG	64	63
												238	H	Loyola Maryland	58	61
												254	A	Campbell	53	27
												259	A	Howard	59	53
												266	N	St. Francis Brooklyn	52	51
												270	H	Towson	86	76
												271	A	UMES	63	53
												277	H	Morgan St.	53	55
												280	A	VCU	66	52
												317	A	N. C. Central	75	60
												319	H	Coppin St.	71	57
												323	A	South Carolina St.	71	67
												323	H	South Carolina St.	63	49
												332	H	Delaware St.	72	50
												339	H	Florida A&M	70	49
												342	A	Longwood	64	45
												344	A	Savannah St.	78	58
												344	H	Savannah St.	83	51
LAST 12 Division I GAMES:																
				182	H	Hampton	56	70				182	A	Hampton	63	48
				259	A	Howard	59	53				130	A	Bethune-Cookman	45	60
				271	A	UMES	63	53				277	H	Morgan St.	53	55
				323	H	South Carolina St.	63	49				169	A	N. C. A&T	51	53
				344	H	Savannah St.	83	51				339	H	Florida A&M	70	49
				332	H	Delaware St.	72	50				130	H	Bethune-Cookman	51	58

Non-Div I Games:

Norfolk St.



Average RPI Win:	169	WON-LOST	WINNING	LAST 10	STRENGTH OF	OPP. STRENGTH	TEAM	ADJ.	CONF.	ADJ CONF.
Average RPI Loss:	58	RECORD	PCT. RANK	GAMES	SCHEDULE	OF SCHEDULE	RPI	RPI	RPI	RPI
DIV. I ONLY	15- 16	186	1- 9	28	63	119	119	1	1	
DIV. I NON-CONF.	10- 3	52	0- 0	94	302	95	95	1	1	
-----										
TOTALS	RPI 1-25	RPI 26-50	W-L RECORDS	RPI 51-100	RPI 101-999	RPI 201+				
15- 16	1- 7	1- 4	OVERALL	0- 2	13- 3	5- 1				
11- 8	1- 2	1- 3	HOME	0- 1	9- 2	3- 0				
1- 7	0- 4	0- 1	AWAY	0- 1	1- 1	0- 1				
3- 1	0- 1	0- 0	NEUTRAL	0- 0	3- 0	2- 0				
10- 3	0- 0	1- 1	NON-CONFERENCE	0- 0	9- 2	4- 0				
8- 3	0- 0	1- 1	HOME	0- 0	7- 2	3- 0				
0- 0	0- 0	0- 0	AWAY	0- 0	0- 0	0- 0				
2- 0	0- 0	0- 0	NEUTRAL	0- 0	2- 0	1- 0				
5- 13	1- 7	0- 3	CONFERENCE	0- 2	4- 1	1- 1				
3- 5	1- 2	0- 2	HOME	0- 1	2- 0	0- 0				
1- 7	0- 4	0- 1	AWAY	0- 1	1- 1	0- 1				
1- 1	0- 1	0- 0	NEUTRAL	0- 0	1- 0	0- 0				

RPI 1-25				RPI 26-50				RPI 51-100				RPI 101+ Team's RPI: 119			
RPI	S	Opponent	Score	RPI	S	Opponent	Score	RPI	S	Opponent	Score	RPI	S	Opponent	Score
1	A	Notre Dame	62 94	30	A	Virginia	70 82	67	H	Virginia Tech	74 90	106	A	Wake Forest	79 76
5	H	Louisville	57 67	35	H	Syracuse	80 86	68	A	Georgia Tech	61 79	136	H	Radford	79 46
8	A	Florida St.	65 103	40	H	Minnesota	88 83					140	H	Hartford	90 70
17	A	NC State	54 73	48	H	Miami (FL)	72 92					143	H	Colorado	87 80
17	H	NC State	53 66	50	H	Mercer	86 97					164	H	South Ala.	84 85
17	N	NC State	64 77									165	H	Clemson	59 52
18	A	Duke	54 70									182	H	Hampton	66 70
18	H	Duke	92 86									184	H	Pittsburgh	68 67
LAST 12 Division I GAMES:															
17	N	NC State	64 77	17	A	NC State	54 73	190	H	Furman	84 56	204	A	Boston College	64 77
204	N	Boston College	69 64	67	H	Virginia Tech	74 90	198	N	Washington	90 78	204	N	Boston College	69 64
18	A	Duke	54 70	48	H	Miami (FL)	72 92	232	N	Grambling	79 63	245	H	Presbyterian	91 56
35	H	Syracuse	80 86	1	A	Notre Dame	62 94	257	H	UNCW	86 60	273	H	Appalachian St.	56 43
5	H	Louisville	57 67	30	A	Virginia	70 82								
68	A	Georgia Tech	61 79	18	H	Duke	92 86								

Non-Div I Games:

North Carolina



Average RPI Win:	191	WON-LOST	WINNING	LAST 10	STRENGTH OF	OPP. STRENGTH	TEAM	ADJ.	CONF.	ADJ CONF.
Average RPI Loss:	145	RECORD	PCT. RANK	GAMES	SCHEDULE	OF SCHEDULE	RPI	RPI	RPI	RPI
DIV. I ONLY	10- 17	242	2- 8	73	216	193	193	19	19	
DIV. I NON-CONF.	5- 4	146	0- 0	14	181	41	41	13	13	
-----										
TOTALS	RPI 1-25	RPI 26-50	W-L RECORDS	RPI 51-100	RPI 101-999	RPI 201+				
10- 17	0- 1	1- 3	OVERALL	1- 1	8- 12	5- 5				
7- 5	0- 0	1- 0	HOME	0- 0	6- 5	3- 2				
2- 12	0- 1	0- 3	AWAY	0- 1	2- 7	2- 3				
1- 0	0- 0	0- 0	NEUTRAL	1- 0	0- 0	0- 0				
5- 4	0- 1	0- 2	NON-CONFERENCE	1- 1	4- 0	3- 0				
3- 0	0- 0	0- 0	HOME	0- 0	3- 0	2- 0				
1- 4	0- 1	0- 2	AWAY	0- 1	1- 0	1- 0				
1- 0	0- 0	0- 0	NEUTRAL	1- 0	0- 0	0- 0				
5- 13	0- 0	1- 1	CONFERENCE	0- 0	4- 12	2- 5				
4- 5	0- 0	1- 0	HOME	0- 0	3- 5	1- 2				
1- 8	0- 0	0- 1	AWAY	0- 0	1- 7	1- 3				
0- 0	0- 0	0- 0	NEUTRAL	0- 0	0- 0	0- 0				

RPI 1-25				RPI 26-50				RPI 51-100				RPI 101+				Team's RPI: 193
RPI	S	Opponent	Score	RPI	S	Opponent	Score	RPI	S	Opponent	Score	RPI	S	Opponent	Score	
4	A	Baylor	43 105	32	A	South Dakota St.	52 66	64	A	South Dakota	71 76	128	H	Portland St.	61 80	
				37	A	Northern Colo.	45 51	90	N	Lamar University	73 70	135	H	UNI	80 72	
				37	H	Northern Colo.	78 70					142	A	Eastern Wash.	70 74	
				42	A	Oregon St.	55 65					142	H	Eastern Wash.	81 79	
												147	A	Weber St.	69 80	
												147	H	Weber St.	80 67	
												148	A	Idaho St.	46 57	
												148	H	Idaho St.	55 68	
												150	A	Idaho	75 80	
												150	H	Idaho	64 78	
												213	A	Montana St.	56 72	
												213	H	Montana St.	79 70	
												241	A	Montana	51 53	
												241	H	Montana	43 54	
												264	A	UTSA	60 47	
												267	H	Sacramento St.	66 72	
												275	H	Massachusetts	82 52	
												282	H	North Dakota St.	79 68	
												307	A	Northern Ariz.	59 79	
												329	A	Southern Utah	68 53	
-----																
LAST 12 Division I GAMES:																
128	H	Portland St.	61 80	147	H	Weber St.	80 67									
267	H	Sacramento St.	66 72	241	A	Montana	51 53									
37	A	Northern Colo.	45 51	213	A	Montana St.	56 72									
307	A	Northern Ariz.	59 79	150	H	Idaho	64 78									
329	A	Southern Utah	68 53	142	H	Eastern Wash.	81 79									
148	H	Idaho St.	55 68	37	H	Northern Colo.	78 70									

Non-Div I Games: Mayville St. 82 54 Southwest Minn. St. 85 62

North Dakota



Average RPI Win: 314  
Average RPI Loss: 135

WON-LOST  
RECORD

WINNING  
PCT. RANK

LAST 10  
GAMES

STRENGTH OF  
SCHEDULE

OPP. STRENGTH  
OF SCHEDULE

TEAM  
RPI

ADJ.  
RPI

CONF.  
RPI

ADJ CONF.  
RPI

DIV. I ONLY	6- 20	308	1- 9	159	221	282	282	13	13
DIV. I NON-CONF.	4- 7	226	0- 0	281	327	270	270	16	16
<hr/>									
TOTALS	RPI 1-25	RPI 26-50	W-L RECORDS	RPI 51-100	RPI 101-999	RPI 201+			
6- 20	0- 0	0- 3	OVERALL	0- 5	6- 12	6- 3			
3- 8	0- 0	0- 1	HOME	0- 2	3- 5	3- 2			
2- 10	0- 0	0- 1	AWAY	0- 3	2- 6	2- 1			
1- 2	0- 0	0- 1	NEUTRAL	0- 0	1- 1	1- 0			
4- 7	0- 0	0- 0	NON-CONFERENCE	0- 1	4- 6	4- 1			
2- 2	0- 0	0- 0	HOME	0- 0	2- 2	2- 1			
1- 4	0- 0	0- 0	AWAY	0- 1	1- 3	1- 0			
1- 1	0- 0	0- 0	NEUTRAL	0- 0	1- 1	1- 0			
2- 13	0- 0	0- 3	CONFERENCE	0- 4	2- 6	2- 2			
1- 6	0- 0	0- 1	HOME	0- 2	1- 3	1- 1			
1- 6	0- 0	0- 1	AWAY	0- 2	1- 3	1- 1			
0- 1	0- 0	0- 1	NEUTRAL	0- 0	0- 0	0- 0			

RPI 1-25				RPI 26-50				RPI 51-100				RPI 101+				Team's RPI: 282
RPI	S	Opponent	Score	RPI	S	Opponent	Score	RPI	S	Opponent	Score	RPI	S	Opponent	Score	
				32	A	South Dakota St.	63 83	64	A	South Dakota	54 80	117	A	Milwaukee	38 74	
				32	H	South Dakota St.	64 85	64	H	South Dakota	67 82	126	N	Central Ark.	45 68	
				32	N	South Dakota St.	62 87	77	A	Navy	54 67	139	H	Cal Poly	69 73	
								97	A	Western Ill.	72 97	143	A	Colorado	59 108	
								97	H	Western Ill.	60 77	171	A	Denver	79 98	
												171	H	Denver	73 78	
												178	A	Oral Roberts	48 71	
												178	H	Oral Roberts	57 64	
												193	A	North Dakota	68 79	
												242	A	Omaha	67 80	
												242	H	Omaha	57 59	
												275	H	Massachusetts	82 70	
												301	A	FIU	71 68	
												309	H	UTRGV	79 82	
												322	N	UMBC	67 53	
												324	A	Fort Wayne	66 52	
												324	H	Fort Wayne	72 56	
												338	H	NJIT	105 58	
<hr/>																
LAST 12 Division I GAMES:																
				32	N	South Dakota St.	62 87	64	A	South Dakota	54 80					
				242	H	Omaha	57 59	32	H	South Dakota St.	64 85					
				97	H	Western Ill.	60 77	97	A	Western Ill.	72 97					
				324	A	Fort Wayne	66 52	242	A	Omaha	67 80					
				171	H	Denver	73 78	324	H	Fort Wayne	72 56					
				178	H	Oral Roberts	57 64	171	A	Denver	79 98					

Non-Div I Games: Valley City St. 67 58 Mayville St. 87 43 Dakota St. 97 42

North Dakota St.



Average RPI Win: 237

Average RPI Loss: 179

WON-LOST  
RECORDWINNING  
PCT. RANKLAST 10  
GAMESSTRENGTH OF  
SCHEDULEOPP. STRENGTH  
OF SCHEDULETEAM  
RPIADJ.  
RPICONF.  
RPIADJ CONF.  
RPIDIV. I ONLY  
DIV. I NON-CONF.10- 17  
4- 8242  
2394- 6  
0- 0223  
160238  
176239  
204239  
20424  
2224  
22

TOTALS

RPI 1-25

RPI 26-50

W-L RECORDS

RPI 51-100

RPI 101-999

RPI 201+

10- 17

0- 1

0- 2

OVERALL

1- 4

9- 10

6- 8

5- 5

0- 0

0- 0

HOME

1- 1

4- 4

3- 3

5- 11

0- 1

0- 2

AWAY

0- 3

5- 5

3- 4

0- 1

0- 0

0- 0

NEUTRAL

0- 0

0- 1

0- 1

4- 8

0- 1

0- 2

NON-CONFERENCE

0- 1

4- 4

2- 4

2- 1

0- 0

0- 0

HOME

0- 0

2- 1

1- 1

2- 6

0- 1

0- 2

AWAY

0- 1

2- 2

1- 2

0- 1

0- 0

0- 0

NEUTRAL

0- 0

0- 1

0- 1

6- 9

0- 0

0- 0

CONFERENCE

1- 3

5- 6

4- 4

3- 4

0- 0

0- 0

HOME

1- 1

2- 3

2- 2

3- 5

0- 0

0- 0

AWAY

0- 2

3- 3

2- 2

0- 0

0- 0

0- 0

NEUTRAL

0- 0

0- 0

0- 0

RPI 1-25

RPI 26-50

RPI 51-100

RPI 101+

Team's RPI: 239

RPI	S	Opponent	Score
8	A	Florida St.	51 109

RPI	S	Opponent	Score
27	A	Georgia	37 75
39	A	Michigan	34 79

RPI	S	Opponent	Score
52	A	FGCU	52 67
52	H	FGCU	75 73
61	A	West Virginia	59 87
98	A	Jacksonville	43 64
98	H	Jacksonville	48 66

RPI	S	Opponent	Score
130	H	Bethune-Cookman	70 63
192	A	Morehead St.	61 56
199	A	Stetson	63 55
199	A	Stetson	55 68
199	H	Stetson	51 68
221	A	Fla. Atlantic	75 83
252	H	Northern Ky.	58 50
261	A	Lipscomb	57 78
261	H	Lipscomb	69 73
263	H	Col. of Charleston	69 73
284	N	Monmouth	57 67
300	A	Kennesaw St.	68 44
300	H	Kennesaw St.	77 72
302	A	Wofford	57 69
303	A	USC Upstate	65 61
303	H	USC Upstate	79 61
338	A	NJIT	65 75
338	H	NJIT	62 66
339	A	Florida A&M	77 68

LAST 12 Division I GAMES:

199	A	Stetson	63 55	52	A	FGCU	52 67
98	A	Jacksonville	43 64	199	H	Stetson	51 68
303	H	USC Upstate	79 61	52	H	FGCU	75 73
338	H	NJIT	62 66	199	A	Stetson	55 68
300	A	Kennesaw St.	68 44	338	A	NJIT	65 75
261	A	Lipscomb	57 78	303	A	USC Upstate	65 61

Non-Div I Games:

Warner

74 38

Edward Waters

73 47

Webber Int'l

81 53

North Florida

■ Loss, 
 ■ Non-Conf, 
 ■ S Site, 
 ■ Home 
 ■ A Away 
 N Neutral



Average RPI Win: 251  
Average RPI Loss: 145

WON-LOST  
RECORD

WINNING  
PCT. RANK

LAST 10  
GAMES

STRENGTH OF  
SCHEDULE

OPP. STRENGTH  
OF SCHEDULE

TEAM  
RPI

ADJ.  
RPI

CONF.  
RPI

ADJ CONF.  
RPI

DIV. I ONLY	12- 13	198	4- 6	279	166	225	225	18	18
DIV. I NON-CONF.	6- 3	87	0- 0	346	84	237	237	20	20
<hr/>									
TOTALS	RPI 1-25	RPI 26-50	W-L RECORDS	RPI 51-100	RPI 101-999	RPI 201+			
12- 13	0- 0	0- 0	OVERALL	0- 5	12- 8	11- 3			
6- 6	0- 0	0- 0	HOME	0- 3	6- 3	5- 1			
4- 7	0- 0	0- 0	AWAY	0- 2	4- 5	4- 2			
2- 0	0- 0	0- 0	NEUTRAL	0- 0	2- 0	2- 0			
6- 3	0- 0	0- 0	NON-CONFERENCE	0- 2	6- 1	6- 1			
3- 1	0- 0	0- 0	HOME	0- 1	3- 0	3- 0			
1- 2	0- 0	0- 0	AWAY	0- 1	1- 1	1- 1			
2- 0	0- 0	0- 0	NEUTRAL	0- 0	2- 0	2- 0			
6- 10	0- 0	0- 0	CONFERENCE	0- 3	6- 7	5- 2			
3- 5	0- 0	0- 0	HOME	0- 2	3- 3	2- 1			
3- 5	0- 0	0- 0	AWAY	0- 1	3- 4	3- 1			
0- 0	0- 0	0- 0	NEUTRAL	0- 0	0- 0	0- 0			

RPI 1-25				RPI 26-50				RPI 51-100				RPI 101+				Team's RPI: 225	
RPI	S	Opponent	Score	RPI	S	Opponent	Score	RPI	S	Opponent	Score	RPI	S	Opponent	Score		
								55	A	Indiana	63	68	103	A	Middle Tenn.	48	56
								57	H	Western Ky.	65	79	107	A	Rice	45	47
								81	A	UAB	52	68	107	H	Rice	49	50
								81	H	UAB	51	69	124	A	Louisiana Tech	53	61
								91	H	Kansas St.	54	55	153	H	Charlotte	73	68
													176	H	UTEP	48	50
													205	H	Tulsa	66	43
													207	H	Southern Miss.	71	62
													212	H	SMU	47	40
													221	A	Fla. Atlantic	65	51
													228	N	Coastal Caro.	50	34
													244	H	La Salle	70	44
													264	A	UTSA	58	70
													283	A	Old Dominion	55	52
													283	H	Old Dominion	63	46
													301	A	FIU	92	46
													313	H	Marshall	54	62
													326	N	Detroit Mercy	63	57
													331	A	Ill. -Chicago	67	70
													345	A	Eastern Ill.	63	61
LAST 12 Division I GAMES:																	
107	A	Rice	45	47	301	A	FIU	92	46								
81	H	UAB	51	69	264	A	UTSA	58	70								
313	H	Marshall	54	62	176	H	UTEP	48	50								
283	A	Old Dominion	55	52	57	H	Western Ky.	65	79								
207	H	Southern Miss.	71	62	81	A	UAB	52	68								
221	A	Fla. Atlantic	65	51	103	A	Middle Tenn.	48	56								

Non-Div I Games: Mid-Amer. Christian 86 52 Tex. A&M Int'l 64 38 Okla. Panhandle 63 41

North Texas

Loss, Non-Conf, S Site, H Home A Away N Neutral



## Northeastern

Through Games Of March 3, 2018

Average RPI Win:	229	WON-LOST	WINNING	LAST 10	STRENGTH OF	OPP. STRENGTH	TEAM	ADJ.	CONF.	ADJ CONF.
Average RPI Loss:	110	RECORD	PCT. RANK	GAMES	SCHEDULE	OF SCHEDULE	RPI	RPI	RPI	RPI
DIV. I ONLY	16- 13	141	6- 4	134	194	138	138	10	10	
DIV. I NON-CONF.	5- 6	187	0- 0	196	324	209	209	11	11	
-----										
TOTALS	RPI 1-25	RPI 26-50	W-L RECORDS	RPI 51-100	RPI 101-999	RPI 201+				
16- 13	0- 0	0- 4	OVERALL	0- 4	16- 5	12- 3				
8- 5	0- 0	0- 2	HOME	0- 2	8- 1	5- 1				
7- 6	0- 0	0- 2	AWAY	0- 1	7- 3	6- 1				
1- 2	0- 0	0- 0	NEUTRAL	0- 1	1- 1	1- 1				
5- 6	0- 0	0- 0	NON-CONFERENCE	0- 2	5- 4	4- 3				
2- 2	0- 0	0- 0	HOME	0- 1	2- 1	1- 1				
2- 2	0- 0	0- 0	AWAY	0- 0	2- 2	2- 1				
1- 2	0- 0	0- 0	NEUTRAL	0- 1	1- 1	1- 1				
11- 7	0- 0	0- 4	CONFERENCE	0- 2	11- 1	8- 0				
6- 3	0- 0	0- 2	HOME	0- 1	6- 0	4- 0				
5- 4	0- 0	0- 2	AWAY	0- 1	5- 1	4- 0				
0- 0	0- 0	0- 0	NEUTRAL	0- 0	0- 0	0- 0				

RPI 1-25				RPI 26-50				RPI 51-100				RPI 101+				Team's RPI: 138	
RPI	S	Opponent	Score	RPI	S	Opponent	Score	RPI	S	Opponent	Score	RPI	S	Opponent	Score		
				45	A	Drexel	50 58	51	H	Harvard	69 79	118	A	Delaware	64 53		
				45	H	Drexel	58 69	63	A	James Madison	43 72	118	H	Delaware	73 59		
				46	A	Elon	71 78	63	H	James Madison	57 60	151	A	William & Mary	53 71		
				46	H	Elon	46 65	69	N	Houston	64 72	151	H	William & Mary	64 46		
												167	H	Mariist	78 72		
												175	A	New Hampshire	50 65		
												210	N	New Mexico St.	65 64		
												215	H	Providence	95 98		
												229	A	Boston U.	73 74		
												237	N	Illinois St.	55 65		
												243	A	Hofstra	55 50		
												243	H	Hofstra	58 54		
												257	A	UNCW	54 47		
												257	H	UNCW	56 39		
												263	A	Col. of Charleston	67 48		
												263	H	Col. of Charleston	59 37		
												269	H	Fairfield	63 43		
												270	A	Towson	70 61		
												270	H	Towson	79 61		
												275	A	Massachusetts	64 54		
												289	A	Vermont	71 66		
LAST 12 Division I GAMES:																	
				243	H	Hofstra	58 54	63	A	James Madison	43 72						
				263	A	Col. of Charleston	67 48	118	H	Delaware	73 59						
				243	A	Hofstra	55 50	257	H	UNCW	56 39						
				46	H	Elon	46 65	45	A	Drexel	50 58						
				270	H	Towson	79 61	118	A	Delaware	64 53						
				151	A	William & Mary	53 71	151	H	William & Mary	64 46						



Average RPI		Win: 224	WON-LOST RECORD	WINNING PCT. RANK	LAST 10 GAMES	STRENGTH OF SCHEDULE	OPP. STRENGTH OF SCHEDULE	TEAM RPI	ADJ. RPI	CONF. RPI	ADJ. CONF. RPI
Loss: 178											
DIV. I ONLY			6- 22	313	3- 7	219	246	307	307	19	19
DIV. I NON-CONF.			2- 8	290	0- 0	199	309	300	300	13	13
TOTALS		RPI 1-25		RPI 26-50		W-L RECORDS	RPI 51-100	RPI 101-999		RPI 201+	
6- 22	0- 0			0- 1		OVERALL	0- 0	6- 21		3- 8	
3- 11	0- 0			0- 1		HOME	0- 0	3- 10		1- 4	
2- 11	0- 0			0- 0		AWAY	0- 0	2- 11		2- 4	
1- 0	0- 0			0- 0		NEUTRAL	0- 0	1- 0		0- 0	
2- 8	0- 0			0- 0		NON-CONFERENCE	0- 0	2- 8		1- 3	
1- 4	0- 0			0- 0		HOME	0- 0	1- 4		1- 1	
0- 4	0- 0			0- 0		AWAY	0- 0	0- 4		0- 2	
1- 0	0- 0			0- 0		NEUTRAL	0- 0	1- 0		0- 0	
4- 14	0- 0			0- 1		CONFERENCE	0- 0	4- 13		2- 5	
2- 7	0- 0			0- 1		HOME	0- 0	2- 6		0- 3	
2- 7	0- 0			0- 0		AWAY	0- 0	2- 7		2- 2	
0- 0	0- 0			0- 0		NEUTRAL	0- 0	0- 0		0- 0	

[illegible]

Non-Div I Games:	Antelope Valley	104	49
------------------	-----------------	-----	----

Northern Ari z.

Loss, Non-Conf, S Site, H Home A Away N Neutral



Average RPI Win:	176	WON-LOST	WINNING	LAST 10	STRENGTH OF	OPP. STRENGTH	TEAM	ADJ.	CONF.	ADJ CONF.
Average RPI Loss:	123	RECORD	PCT. RANK	GAMES	SCHEDULE	OF SCHEDULE	RPI	RPI	RPI	RPI
DIV. I ONLY	23- 6	31	10- 0	84	189	37	37	19	19	
DIV. I NON-CONF.	8- 3	65	0- 0	19	92	21	21	13	13	
-----										
TOTALS	RPI 1-25	RPI 26-50	W-L RECORDS	RPI 51-100	RPI 101-999	RPI 201+				
23- 6	1- 0	1- 1	OVERALL	1- 1	20- 4	8- 0				
12- 2	0- 0	1- 0	HOME	0- 0	11- 2	3- 0				
10- 4	1- 0	0- 1	AWAY	0- 1	9- 2	5- 0				
1- 0	0- 0	0- 0	NEUTRAL	1- 0	0- 0	0- 0				
8- 3	1- 0	1- 1	NON-CONFERENCE	1- 1	5- 1	1- 0				
4- 1	0- 0	1- 0	HOME	0- 0	3- 1	0- 0				
3- 2	1- 0	0- 1	AWAY	0- 1	2- 0	1- 0				
1- 0	0- 0	0- 0	NEUTRAL	1- 0	0- 0	0- 0				
15- 3	0- 0	0- 0	CONFERENCE	0- 0	15- 3	7- 0				
8- 1	0- 0	0- 0	HOME	0- 0	8- 1	3- 0				
7- 2	0- 0	0- 0	AWAY	0- 0	7- 2	4- 0				
0- 0	0- 0	0- 0	NEUTRAL	0- 0	0- 0	0- 0				

RPI 1-25				RPI 26-50				Team's RPI: 37				RPI 51-100				RPI 101+			
RPI	S	Opponent	Score	RPI	S	Opponent	Score	RPI	S	Opponent	Score	RPI	S	Opponent	Score	RPI	S	Opponent	Score
23	A	DePaul	94 88	28	H	LSU	58 50	84	A	Fordham	33 48	120	H	Col orado St.	44 55				
				41	A	Qui nni pi ac	49 60	88	N	Li berty	65 57	127	H	San Francis co	73 60				
												128	H	Port land St.	63 60				
												142	A	Eastern Wash.	70 65				
												142	H	Eastern Wash.	68 62				
												147	A	Weber St.	73 82				
												147	H	Weber St.	71 69				
												148	A	Idaho St.	63 57				
												148	H	Idaho St.	75 52				
												150	A	Idaho	78 72				
												150	H	Idaho	71 79				
												152	H	BYU	79 74				
												171	A	Denver	71 63				
												177	H	Paci fi c	80 55				
												193	A	North Dakota	70 78				
												193	H	North Dakota	51 45				
												213	A	Montana St.	78 63				
												213	H	Montana St.	82 69				
												241	A	Montana	64 58				
												241	H	Montana	68 50				
												267	H	Sacramento St.	90 68				
												279	A	UMKC	88 73				
												307	A	Northern Ariz.	85 63				
												329	A	Southern Utah	60 54				
LAST 12 Division I GAMES:																			
267	H	Sacramento St.	90 68	148	H	Idaho St.	75 52	213	A	Montana St.	78 63								
128	H	Portland St.	63 60					241	A	Montana	64 58								
193	H	North Dakota	51 45					142	H	Eastern Wash.	68 62								
329	A	Southern Utah	60 54					150	H	Idaho	71 79								
307	A	Northern Ariz.	85 63					193	A	North Dakota	70 78								
147	H	Weber St.	71 69																

Non-Div I Games:

Northern Colo.



Average RPI Win:	207	WON-LOST	WINNING	LAST 10	STRENGTH OF	OPP. STRENGTH	TEAM	ADJ.	CONF.	ADJ CONF.
Average RPI Loss:	75	RECORD	PCT. RANK	GAMES	SCHEDULE	OF SCHEDULE	RPI	RPI	RPI	RPI
DIV. I ONLY	15- 14	170	5- 5	118	99	132	132	8	8	
DIV. I NON-CONF.	8- 3	65	0- 0	277	281	112	112	8	8	
-----										
TOTALS	RPI 1-25	RPI 26-50	W-L RECORDS	RPI 51-100	RPI 101-999	RPI 201+				
15- 14	1- 3	0- 2	OVERALL	2- 6	12- 3	9- 1				
7- 5	1- 1	0- 1	HOME	2- 1	4- 2	3- 1				
7- 7	0- 0	0- 0	AWAY	0- 1	7- 0	5- 0				
1- 2	0- 0	0- 0	NEUTRAL	0- 2	1- 0	1- 0				
8- 3	0- 1	0- 0	NON-CONFERENCE	1- 2	7- 0	6- 0				
3- 0	0- 0	0- 0	HOME	1- 0	2- 0	2- 0				
4- 1	0- 1	0- 0	AWAY	0- 0	4- 0	3- 0				
1- 2	0- 0	0- 0	NEUTRAL	0- 2	1- 0	1- 0				
7- 11	1- 2	0- 2	CONFERENCE	1- 4	5- 3	3- 1				
4- 5	1- 1	0- 1	HOME	1- 1	2- 2	1- 1				
3- 6	0- 1	0- 1	AWAY	0- 3	3- 1	2- 0				
0- 0	0- 0	0- 0	NEUTRAL	0- 0	0- 0	0- 0				

RPI 1-25				RPI 26-50				RPI 51-100				RPI 101+				Team's RPI: 132
RPI	S	Opponent	Score	RPI	S	Opponent	Score	RPI	S	Opponent	Score	RPI	S	Opponent	Score	
19	H	Buffalo	86 84	34	A	Ball St.	72 81	73	A	Toledo	60 63	104	A	Western Mi ch.	83 88	
20	A	Central Mich.	77 91	34	H	Ball St.	50 72	73	H	Toledo	89 79	104	H	Western Mi ch.	66 85	
20	H	Central Mich.	78 81					75	N	Albany (NY)	91 97	161	A	SIUE	86 75	
21	A	Iowa	80 105					83	A	Miami (OH)	65 67	162	A	Kent St.	72 62	
								83	H	Miami (OH)	62 77	162	H	Kent St.	81 79	
								90	N	Lamar University	80 90	202	H	Bowling Green	73 68	
								97	H	Western Ill.	96 94	214	A	Eastern Mi ch.	84 75	
								100	A	Ohio	75 77	214	H	Eastern Mi ch.	76 83	
												218	A	Akron	84 61	
												264	A	UTSA	69 55	
												265	H	Bradley	76 52	
												267	N	Sacramento St.	84 75	
												305	H	Loyola Chicago	80 71	
												345	A	Eastern Ill.	93 64	
												346	A	Chicago St.	80 59	
-----																
LAST 12 Division I GAMES:																
104	H	Western Mi ch.	66 85	218	A	Akron	84 61									
73	H	Toledo	89 79	162	A	Kent St.	72 62									
214	A	Eastern Mi ch.	84 75	83	H	Miami (OH)	62 77									
20	A	Central Mich.	77 91	34	A	Ball St.	72 81									
34	H	Ball St.	50 72	100	A	Ohio	75 77									
202	H	Bowling Green	73 68	214	H	Eastern Mi ch.	76 83									

Non-Div I Games:

Northern Ill.



Average RPI	Win:	219	WON-LOST	WINNING	LAST 10	STRENGTH OF	OPP. STRENGTH	TEAM	ADJ.	CONF.	ADJ CONF.
Average RPI	Loss:	147	RECORD	PCT. RANK	GAMES	SCHEDULE	OF SCHEDULE	RPI	RPI	RPI	RPI
DIV. I ONLY	8- 22	288	4- 6	109	206	252	252	11	11		
DIV. I NON-CONF.	1- 9	318	0- 0	141	322	294	294	15	15		
-----											
TOTALS	RPI 1-25	RPI 26-50	W-L RECORDS	RPI 51-100	RPI 101-999	RPI 201+					
8- 22	1- 2	0- 0	OVERALL	0- 6	7- 14	4- 5					
4- 9	1- 0	0- 0	HOME	0- 3	3- 6	2- 1					
3- 11	0- 1	0- 0	AWAY	0- 2	3- 8	1- 4					
1- 2	0- 1	0- 0	NEUTRAL	0- 1	1- 0	1- 0					
1- 9	0- 0	0- 0	NON-CONFERENCE	0- 2	1- 7	0- 4					
0- 4	0- 0	0- 0	HOME	0- 1	0- 3	0- 1					
1- 4	0- 0	0- 0	AWAY	0- 0	1- 4	0- 3					
0- 1	0- 0	0- 0	NEUTRAL	0- 1	0- 0	0- 0					
7- 13	1- 2	0- 0	CONFERENCE	0- 4	6- 7	4- 1					
4- 5	1- 0	0- 0	HOME	0- 2	3- 3	2- 0					
2- 7	0- 1	0- 0	AWAY	0- 2	2- 4	1- 1					
1- 1	0- 1	0- 0	NEUTRAL	0- 0	1- 0	1- 0					

RPI	S	Opponent	Score	RPI	S	Opponent	Score	RPI	S	Opponent	Score	RPI	S	Opponent	Score	Team's RPI: 252
25	A	Green Bay	41 58					55	H	Indiana	56 67	111	A	ETSU	57 45	
25	H	Green Bay	62 54					76	A	IUPUI	54 56	116	A	Cleveland St.	49 72	
25	N	Green Bay	49 62					76	H	IUPUI	35 71	116	H	Cleveland St.	65 70	
								94	A	Wright St.	60 73	117	A	Milwaukee	60 57	
								94	H	Wright St.	63 68	117	H	Milwaukee	49 52	
								98	N	Jacksonville	49 61	134	H	Robert Morris	50 59	
												154	A	Youngstown St.	51 54	
												154	H	Youngstown St.	59 60	
												162	H	Kent St.	54 59	
												188	A	Oakland	53 79	
												188	H	Oakland	66 59	
												199	A	Stetson	56 67	
												237	A	Illinois St.	37 49	
												239	A	North Florida	50 58	
												248	H	Austin Peay	52 53	
												294	A	Murray St.	87 98	
												326	A	Detroit Mercy	78 67	
												326	H	Detroit Mercy	64 60	
												326	N	Detroit Mercy	76 61	
												331	A	Ill.-Chicago	55 73	
												331	H	Ill.-Chicago	61 53	
-----																
LAST 12 Division I GAMES:																
25	N	Green Bay	49 62	326	H	Detroit Mercy	64 60									
326	N	Detroit Mercy	76 61	188	H	Oakland	66 59									
76	A	IUPUI	54 56	117	A	Milwaukee	60 57									
331	A	Ill.-Chicago	55 73	25	A	Green Bay	41 58									
154	H	Youngstown St.	59 60	116	A	Cleveland St.	49 72									
94	A	Wright St.	60 73	154	A	Youngstown St.	51 54									

Non-Div I Games: Oakland City 103 25

Northern Ky.



## Northwestern

Through Games Of March 3, 2018

Average RPI	Win:	210	WON-LOST	WINNING	LAST 10	STRENGTH OF	OPP. STRENGTH	TEAM	ADJ.	CONF.	ADJ CONF.
Average RPI	Loss:	61	RECORD	PCT. RANK	GAMES	SCHEDULE	OF SCHEDULE	RPI	RPI	RPI	RPI
DIV. I ONLY		12- 20	240	3- 7	75	67	173	173	3	3	
DIV. I NON-CONF.		7- 7	170	0- 0	137	148	164	164	4	4	
-----											
TOTALS	RPI 1-25		RPI 26-50		W-L RECORDS		RPI 51-100		RPI 101-999		RPI 201+
12- 20	0- 6		1- 4		OVERALL		0- 6		11- 4		7- 1
7- 8	0- 4		1- 2		HOME		0- 1		6- 1		4- 0
3- 9	0- 0		0- 0		AWAY		0- 1		3- 0		2- 0
2- 3	0- 1		0- 0		NEUTRAL		0- 0		2- 2		1- 0
7- 7	0- 2		0- 1		NON-CONFERENCE		0- 1		7- 3		3- 0
4- 3	0- 2		0- 0		HOME		0- 0		4- 1		2- 0
2- 2	0- 0		0- 1		AWAY		0- 1		2- 0		1- 0
1- 2	0- 0		0- 0		NEUTRAL		0- 0		1- 2		0- 0
5- 13	0- 4		1- 3		CONFERENCE		0- 5		4- 1		4- 1
3- 5	0- 2		1- 2		HOME		0- 1		2- 0		2- 0
1- 7	0- 1		0- 1		AWAY		0- 4		1- 1		1- 1
1- 1	0- 1		0- 0		NEUTRAL		0- 0		1- 0		1- 0

RPI 1-25				RPI 26-50				RPI 51-100				RPI 101+				Team's RPI: 173	
RPI	S	Opponent	Score	RPI	S	Opponent	Score	RPI	S	Opponent	Score	RPI	S	Opponent	Score		
6	A	Ohio St.	54 88	35	A	Syracuse	74 81	55	A	Indiana	73 78	101	N	Auburn	49 48		
16	H	Maryland	65 68	38	H	Rutgers	63 50	59	H	Nebraska	59 69	105	N	Chattanooga	44 61		
21	H	Iowa	61 70	39	A	Michigan	63 84	61	A	Purdue	60 63	108	N	Georgetown	54 55		
21	N	Iowa	45 55	39	H	Michigan	59 80	65	A	Michigan St.	51 81	117	H	Milwaukee	57 66		
23	H	DePaul	63 92	40	H	Minnesota	63 90	92	A	Penn St.	59 67	155	A	UT Martin	71 63		
25	H	Green Bay	57 63					96	A	Missouri St.	59 90	185	H	Stony Brook	68 36		
												188	H	Oakland	88 70		
												203	A	Wisconsin	46 58		
												203	H	Wisconsin	69 60		
												203	N	Wisconsin	68 63		
												234	A	Illinois	74 59		
												234	H	Illinois	68 61		
												290	H	Santa Clara	57 47		
												345	H	Eastern Ill.	74 40		
												346	A	Chicago St.	63 36		
LAST 12 Division I GAMES:																	
				21	N	Iowa	45 55	21	H	Iowa	61 70						
				203	N	Wisconsin	68 63	39	A	Michigan	63 84						
				38	H	Rutgers	63 50	55	A	Indiana	73 78						
				6	A	Ohio St.	54 88	39	H	Michigan	59 80						
				234	H	Illinois	68 61	16	H	Maryland	65 68						
				92	A	Penn St.	59 67	203	A	Wisconsin	46 58						



Average RPI Win:	298	WON-LOST	WINNING	LAST 10	STRENGTH OF	OPP. STRENGTH	TEAM	ADJ.	CONF.	ADJ CONF.
Average RPI Loss:	192	RECORD	PCT. RANK	GAMES	SCHEDULE	OF SCHEDULE	RPI	RPI	RPI	RPI
DIV. I ONLY	3- 22	332	1- 9	248	278	336	336	26	26	
DIV. I NON-CONF.	1- 6	306	0- 0	152	83	258	258	26	26	
-----										
TOTALS	RPI 1-25	RPI 26-50	W-L RECORDS	RPI 51-100	RPI 101-999	RPI 201+				
3- 22	0- 1	0- 0	OVERALL	0- 3	3- 18	3- 13				
2- 8	0- 0	0- 0	HOME	0- 0	2- 8	2- 6				
1- 13	0- 0	0- 0	AWAY	0- 0	1- 1	1- 0				
0- 1	0- 0	0- 0	NEUTRAL	0- 0	0- 1	0- 1				
1- 6	0- 1	0- 0	NON-CONFERENCE	0- 2	1- 3	1- 2				
0- 1	0- 0	0- 0	HOME	0- 0	0- 1	0- 1				
1- 4	0- 1	0- 0	AWAY	0- 2	1- 1	1- 0				
0- 1	0- 0	0- 0	NEUTRAL	0- 0	0- 1	0- 1				
2- 16	0- 0	0- 0	CONFERENCE	0- 1	2- 15	2- 11				
2- 7	0- 0	0- 0	HOME	0- 0	2- 7	2- 5				
0- 9	0- 0	0- 0	AWAY	0- 1	0- 8	0- 6				
0- 0	0- 0	0- 0	NEUTRAL	0- 0	0- 0	0- 0				

RPI 1-25				RPI 26-50				RPI 51-100				RPI 101+ Team's RPI: 336			
RPI	S	Opponent	Score	RPI	S	Opponent	Score	RPI	S	Opponent	Score	RPI	S	Opponent	Score
11	A	Texas	44 68					54	A	Oklahoma St.	44 78	115	A	SFA	48 83
								71	A	TCU	51 89	115	H	SFA	62 70
								90	A	Lamar University	44 71	126	A	Central Ark.	39 59
												126	H	Central Ark.	53 61
												159	A	Ole Miss	44 75
												207	H	Southern Miss.	59 71
												222	A	New Orleans	63 81
												222	H	New Orleans	52 47
												223	N	Texas Southern	43 56
												226	H	A&M-Corpus Christi	56 62
												229	A	Nicholls St.	53 85
												229	H	Nicholls St.	63 79
												253	A	Abilene Christian	41 80
												278	A	McNeese	67 72
												278	H	McNeese	44 60
												299	A	Southeastern La.	65 71
												299	H	Southeastern La.	54 64
												310	H	Incarinate Word	53 57
												311	A	Houston Baptist	51 57
												335	H	Sam Houston St.	63 60
												337	A	La.-Monroe	70 48
-----															
LAST 12 Division I GAMES:															
126	A	Central Ark.	39 59	90	A	Lamar University	44 71								
229	A	Nicholls St.	53 85	278	H	McNeese	44 60								
299	H	Southeastern La.	54 64	222	H	New Orleans	52 47								
310	H	Incarinate Word	53 57	126	H	Central Ark.	53 61								
311	A	Houston Baptist	51 57	222	A	New Orleans	63 81								
115	A	SFA	48 83	299	A	Southeastern La.	65 71								

Non-Div I Games: LeTourneau 82 39 LSU-Shreveport 62 42 LSU-Alexandria 85 55 Central Baptist 87 22 Northwestern St.



Average RPI	Win:	74	WON-LOST	WINNING	LAST 10	STRENGTH OF	OPP. STRENGTH	TEAM	ADJ.	CONF.	ADJ CONF.
Average RPI	Loss:	4	RECORD	PCT. RANK	GAMES	SCHEDULE	OF SCHEDULE	RPI	RPI	RPI	RPI
DIV. I ONLY		29- 2	5	10- 0	1	1	1	1	1	1	1
DIV. I NON-CONF.		12- 1	6	0- 0	2	3	2	2	1	1	
-----											
TOTALS	RPI 1-25		RPI 26-50		W-L RECORDS	RPI 51-100		RPI 101-999		RPI 201+	
29- 2	9- 2		6- 0		OVERALL	6- 0		8- 0		3- 0	
13- 0	4- 0		2- 0		HOME	3- 0		4- 0		2- 0	
11- 2	2- 2		3- 0		AWAY	3- 0		3- 0		1- 0	
5- 0	3- 0		1- 0		NEUTRAL	0- 0		1- 0		0- 0	
12- 1	5- 1		2- 0		NON-CONFERENCE	3- 0		2- 0		1- 0	
5- 0	3- 0		0- 0		HOME	1- 0		1- 0		1- 0	
4- 1	0- 1		2- 0		AWAY	2- 0		0- 0		0- 0	
3- 0	2- 0		0- 0		NEUTRAL	0- 0		1- 0		0- 0	
17- 1	4- 1		4- 0		CONFERENCE	3- 0		6- 0		2- 0	
8- 0	1- 0		2- 0		HOME	2- 0		3- 0		1- 0	
7- 1	2- 1		1- 0		AWAY	1- 0		3- 0		1- 0	
2- 0	1- 0		1- 0		NEUTRAL	0- 0		0- 0		0- 0	

RPI	S	Opponent	Score	RPI	S	Opponent	Score	RPI	S	Opponent	Score	RPI	S	Opponent	Score
2	A	UConn	71 80	30	A	Virginia	83 69	57	A	Western Ky.	78 65	106	A	Wake Forest	96 73
5	A	Louisville	67 100	30	N	Virginia	83 47	60	A	Penn	66 54	111	N	ETSU	77 46
8	A	Florida St.	100 69	35	H	Syracuse	87 72	65	H	Michigan St.	90 59	119	H	North Carolina	94 62
8	N	Florida St.	90 80	39	A	Michigan	83 63	67	H	Virginia Tech	89 59	165	H	Clemson	90 37
9	H	Tennessee	84 70	42	A	Oregon St.	72 67	68	A	Georgia Tech	77 54	184	A	Pittsburgh	87 53
12	N	South Carolina	92 85	48	H	Miami (FL)	83 76	68	H	Georgia Tech	85 69	204	A	Boston College	89 55
14	N	South Fla.	76 66									204	H	Boston College	89 60
17	H	NC State	86 67									297	H	Mt. St. Mary's	121 65
18	A	Duke	72 54												
23	H	DePaul	91 82												
24	H	Marquette	91 85												
-----															
LAST 12 Division I GAMES:															
8	N	Florida St.	90 80	68	H	Georgia Tech	85 69	18	A	Duke	72 54	119	H	North Carolina	94 62
30	N	Virginia	83 47	18	A	Duke	72 54	8	A	Florida St.	100 69	8	A	Florida St.	100 69
17	H	NC State	86 67	119	H	North Carolina	94 62	184	A	Pittsburgh	87 53	165	H	Clemson	90 37
67	H	Virginia Tech	89 59	8	A	Florida St.	100 69								
204	A	Boston College	89 55	165	H	Clemson	90 37								
30	A	Virginia	83 69												

Non-Div I Games:

Notre Dame



RPI 1-25				RPI 26-50				RPI 51-100				RPI 101+				Team's RPI: 188	
RPI	S	Opponent	Score	RPI	S	Opponent	Score	RPI	S	Opponent	Score	RPI	S	Opponent	Score		
20	H	Central Mich.	85 103	39	A	Michigan	69 78	65	A	Michigan St.	63 95	116	A	Cleveland St.	62 70		
25	A	Green Bay	48 78					76	A	IUPUI	64 80	116	H	Cleveland St.	66 86		
25	H	Green Bay	48 81					76	H	IUPUI	55 73	117	A	Milwaukee	80 75		
								76	N	IUPUI	49 56	117	H	Milwaukee	62 74		
								94	A	Wright St.	75 80	154	A	Youngstown St.	58 48		
								94	H	Wright St.	57 77	154	H	Youngstown St.	76 86		
												173	A	Northwestern	70 88		
												231	H	Niagara	67 59		
												237	H	Illinois St.	64 43		
												252	A	Northern Ky.	59 66		
												252	H	Northern Ky.	79 53		
												272	A	Cornell	79 77		
												283	N	Old Dominion	80 59		
												286	A	Cani si us	83 48		
												326	A	Detroit Mercy	85 74		
												326	H	Detroit Mercy	83 50		
												331	A	Ill. -Chi cago	67 63		
												331	H	Ill. -Chi cago	95 78		
												331	N	Ill. -Chi cago	80 46		
												333	N	Ark. -Pi ne Bluff	69 37		
LAST 12 Division I GAMES:																	
				76	N	IUPUI	49 56	76	H	IUPUI	55 73						
				331	N	Ill. -Chi cago	80 46	94	A	Wright St.	75 80						
				117	A	Milwaukee	80 75	252	A	Northern Ky.	59 66						
				25	A	Green Bay	48 78	116	H	Cleveland St.	66 86						
				326	A	Detroit Mercy	85 74	154	H	Youngstown St.	76 86						
				331	H	Ill. -Chi cago	95 78	326	H	Detroit Mercy	83 50						

Oakl and



Average RPI Win:	167	WON-LOST	RECORD	WINNING	PCT. RANK	LAST 10	GAMES	STRENGTH OF	SCHEDULE	OPP. STRENGTH	OF SCHEDULE	TEAM	RPI	ADJ.	RPI	CONF.	RPI	ADJ CONF.	RPI
Average RPI Loss:	86																		
DIV. I ONLY	14- 14	178	4- 6	54	89	100	100	8	8										
DIV. I NON-CONF.	5- 5	170	0- 0	86	152	121	121	8	8										
-----																			
TOTALS	RPI 1-25		RPI 26-50		W-L RECORDS		RPI 51-100		RPI 101-999		RPI 201+								
14- 14	0- 4		1- 2		OVERALL		2- 4		11- 4		5- 2								
8- 5	0- 2		1- 1		HOME		1- 2		6- 0		2- 0								
6- 7	0- 0		0- 0		AWAY		1- 1		5- 1		3- 1								
0- 2	0- 0		0- 1		NEUTRAL		0- 0		0- 1		0- 0								
5- 5	0- 0		0- 2		NON-CONFERENCE		1- 1		4- 2		2- 0								
2- 2	0- 0		0- 1		HOME		0- 1		2- 0		0- 0								
3- 1	0- 0		0- 0		AWAY		1- 0		2- 1		2- 0								
0- 2	0- 0		0- 1		NEUTRAL		0- 0		0- 1		0- 0								
9- 9	0- 4		1- 0		CONFERENCE		1- 3		7- 2		3- 2								
6- 3	0- 2		1- 0		HOME		1- 1		4- 0		2- 0								
3- 6	0- 2		0- 0		AWAY		0- 2		3- 2		1- 2								
0- 0	0- 0		0- 0		NEUTRAL		0- 0		0- 0		0- 0								

RPI 1-25				RPI 26-50				RPI 51-100				Team's RPI: 100				RPI 101+			
RPI	S	Opponent	Score	RPI	S	Opponent	Score	RPI	S	Opponent	Score	RPI	S	Opponent	Score	RPI	S	Opponent	Score
19	A	Buffalo	53 70	30	N	Virginia	59 77	61	A	Purdue	77 71	104	A	Western Mich.	69 54				
19	H	Buffalo	63 67	34	H	Ball St.	80 76	73	A	Tol edo	57 75	116	A	Cleveland St.	64 71				
20	A	Central Mich.	58 82	39	H	Michigan	61 74	73	H	Tol edo	78 61	132	H	Northern Ill.	77 75				
20	H	Central Mich.	72 74					76	H	IUPUI	52 76	162	A	Kent St.	78 65				
								83	A	Miami (OH)	55 64	162	H	Kent St.	79 78				
								83	H	Miami (OH)	56 78	169	H	N.C. A&T	72 65				
												190	N	Furman	68 70				
												195	H	High Point	64 61				
												202	A	Bowling Green	70 63				
												202	H	Bowling Green	69 58				
												214	A	Eastern Mich.	58 73				
												218	A	Akron	59 62				
												218	H	Akron	70 67				
												313	A	Marshall	54 52				
												314	A	Eastern Ky.	69 57				
-----																			
LAST 12 Division I GAMES:																			
218	A	Akron	59 62	162	A	Kent St.	78 65												
83	H	Miami (OH)	56 78	20	H	Central Mich.	72 74												
19	A	Buffalo	53 70	34	H	Ball St.	80 76												
162	H	Kent St.	79 78	83	A	Miami (OH)	55 64												
202	H	Bowling Green	69 58	132	H	Northern Ill.	77 75												
214	A	Eastern Mich.	58 73	202	A	Bowling Green	70 63												

Non-Div I Games: Notre Dame (OH) 93 37

Ohio



Average RPI	Win:	93	WON-LOST	WINNING	LAST 10	STRENGTH OF	OPP. STRENGTH	TEAM	ADJ.	CONF.	ADJ CONF.
Average RPI	Loss:	19	RECORD	PCT. RANK	GAMES	SCHEDULE	OF SCHEDULE	RPI	RPI	RPI	RPI
DIV. I ONLY		26- 6	21	9- 1	5	5	6	6	3	3	
DIV. I NON-CONF.		11- 3	45	0- 1	9	6	6	6	4	4	
-----											
TOTALS	RPI 1-25		RPI 26-50		W-L RECORDS		RPI 51-100		RPI 101-999		RPI 201+
26- 6	2- 5		6- 1		OVERALL		10- 0		8- 0		2- 0
13- 2	1- 1		3- 1		HOME		6- 0		3- 0		0- 0
8- 4	0- 4		1- 0		AWAY		3- 0		4- 0		2- 0
5- 0	1- 0		2- 0		NEUTRAL		1- 0		1- 0		0- 0
11- 3	2- 3		1- 0		NON-CONFERENCE		3- 0		5- 0		0- 0
6- 1	1- 1		1- 0		HOME		2- 0		2- 0		0- 0
2- 2	0- 2		0- 0		AWAY		0- 0		2- 0		0- 0
3- 0	1- 0		0- 0		NEUTRAL		1- 0		1- 0		0- 0
15- 3	0- 2		5- 1		CONFERENCE		7- 0		3- 0		2- 0
7- 1	0- 0		2- 1		HOME		4- 0		1- 0		0- 0
6- 2	0- 2		1- 0		AWAY		3- 0		2- 0		2- 0
2- 0	0- 0		2- 0		NEUTRAL		0- 0		0- 0		0- 0

RPI	S	Opponent	Score	RPI	S	Opponent	Score	RPI	S	Opponent	Score	RPI	S	Opponent	Score
5	H	Louisville	90 95	38	H	Rutgers	90 68	52	N	FGCU	104 62	114	A	Cincinnati	87 76
13	H	Stanford	85 64	38	N	Rutgers	82 57	55	A	Indiana	77 62	150	H	Idaho	99 56
13	N	Stanford	94 82	39	A	Michigan	78 71	55	H	Indiana	85 70	173	H	Northwestern	88 54
14	A	South Fla.	65 84	39	H	Michigan	75 84	59	A	Nebraska	73 61	174	A	Florida	103 77
16	A	Maryland	69 99	40	H	Minnesota	91 75	61	H	Purdue	73 60	191	N	Memphis	100 69
18	A	Duke	60 69	40	N	Minnesota	90 88	65	H	Michigan St.	78 62	198	H	Washington	85 76
21	A	Iowa	89 103	41	H	Quinnipiac	95 63	79	H	Maine	83 70	203	A	Wisconsin	68 55
								92	A	Penn St.	89 64	234	A	Illinois	88 69
								92	H	Penn St.	94 64				
								99	H	Dartmouth	103 70				
LAST 12 Division I GAMES:															
40	N	Minnesota	90 88	14	A	South Fla.	65 84								
38	N	Rutgers	82 57	38	H	Rutgers	90 68								
92	A	Penn St.	89 64	203	A	Wisconsin	68 55								
173	H	Northwestern	88 54	92	H	Penn St.	94 64								
61	H	Purdue	73 60	65	H	Michigan St.	78 62								
234	A	Illinois	88 69	21	A	Iowa	89 103								

Non-Div I Games:

Ohio St.



Oklahoma

Oklahoma				Through Games Of March 3, 2018								
Average RPI	Win:	121	WON-LOST	WINNING	LAST 10	STRENGTH OF	OPP. STRENGTH	TEAM	ADJ.	CONF.	ADJ	CONF.
Average RPI	Loss:	44	RECORD	PCT. RANK	GAMES	SCHEDULE	OF SCHEDULE	RPI	RPI	RPI	RPI	RPI
DIV. I ONLY			16- 14	159	6- 4	2	22	31	31	4	4	
DIV. I NON-CONF.			5- 6	187	0- 0	3	15	33	33	5	5	
-----												
TOTALS		RPI 1-25		RPI 26-50		W-L RECORDS		RPI 51-100	RPI 101-999		RPI 201+	
16- 14		1- 7		0- 1		OVERALL		7- 5	8- 1		3- 0	
10- 4		1- 2		0- 0		HOME		5- 1	4- 1		2- 0	
6- 8		0- 4		0- 1		AWAY		2- 3	4- 0		1- 0	
0- 2		0- 1		0- 0		NEUTRAL		0- 1	0- 0		0- 0	
5- 6		1- 3		0- 1		NON-CONFERENCE		2- 1	2- 1		1- 0	
4- 1		1- 0		0- 0		HOME		2- 0	1- 1		1- 0	
1- 4		0- 2		0- 1		AWAY		0- 1	1- 0		0- 0	
0- 1		0- 1		0- 0		NEUTRAL		0- 0	0- 0		0- 0	
11- 8		0- 4		0- 0		CONFERENCE		5- 4	6- 0		2- 0	
6- 3		0- 2		0- 0		HOME		3- 1	3- 0		1- 0	
5- 4		0- 2		0- 0		AWAY		2- 2	3- 0		1- 0	
0- 1		0- 0		0- 0		NEUTRAL		0- 1	0- 0		0- 0	

RPI 1-25				RPI 26-50				Team's RPI: 31				RPI 51-100				RPI 101+			
RPI	S	Opponent	Score	RPI	S	Opponent	Score	RPI	S	Opponent	Score	RPI	S	Opponent	Score	RPI	S	Opponent	Score
2	N	UConn	64 88	32	A	South Dakota St.	61 67	54	A	Oklahoma St.	82 96	102	A	Iowa St.	74 69				
4	A	Baylor	65 74					54	H	Oklahoma St.	67 70	102	H	Iowa St.	80 71				
4	H	Baylor	52 74					58	H	Belmont	96 73	120	A	Colorado St.	78 46				
7	A	Oregon	74 92					61	A	West Virginia	79 77	174	H	Florida	61 80				
11	A	Texas	66 79					61	H	West Virginia	76 57	183	A	Kansas	72 52				
11	H	Texas	78 88					71	A	TCU	58 62	183	H	Kansas	97 64				
14	H	South Fla.	79 74					71	H	TCU	84 71	212	H	SMU	87 75				
23	A	DePaul	108 111					71	N	TCU	83 90	250	A	Texas Tech	73 52				
								82	H	New Mexico	105 63	250	H	Texas Tech	79 61				
								91	A	Kansas St.	76 71								
								91	H	Kansas St.	68 49								
								95	A	Little Rock	56 68								
LAST 12 Division I GAMES:																			
				71	N	TCU	83 90	4	A	Baylor	65 74								
				11	A	Texas	66 79	61	H	West Virginia	76 57								
				250	H	Texas Tech	79 61	91	H	Kansas St.	68 49								
				102	H	Iowa St.	80 71	71	A	TCU	58 62								
				61	A	West Virginia	79 77	183	H	Kansas	97 64								
				183	A	Kansas	72 52	54	H	Oklahoma St.	67 70								

Non-Div I Games:

Oklahoma

Oklahoma







Average RPI Win:	266	WON-LOST	WINNING	LAST 10	STRENGTH OF	OPP. STRENGTH	TEAM	ADJ.	CONF.	ADJ CONF.
Average RPI Loss:	146	RECORD	PCT. RANK	GAMES	SCHEDULE	OF SCHEDULE	RPI	RPI	RPI	RPI
DIV. I ONLY	8- 22	288	4- 6	148	207	283	283	18	18	
DIV. I NON-CONF.	2- 12	306	0- 0	136	252	301	301	20	20	
-----										
TOTALS	RPI 1-25	RPI 26-50	W-L RECORDS	RPI 51-100	RPI 101-999	RPI 201+				
8- 22	0- 2	0- 0	OVERALL	0- 3	8- 17	7- 5				
7- 8	0- 2	0- 0	HOME	0- 2	7- 4	6- 1				
1- 11	0- 0	0- 0	AWAY	0- 1	1- 10	1- 3				
0- 3	0- 0	0- 0	NEUTRAL	0- 0	0- 3	0- 1				
2- 12	0- 2	0- 0	NON-CONFERENCE	0- 1	2- 9	2- 2				
2- 5	0- 2	0- 0	HOME	0- 1	2- 2	2- 0				
0- 4	0- 0	0- 0	AWAY	0- 0	0- 4	0- 1				
0- 3	0- 0	0- 0	NEUTRAL	0- 0	0- 3	0- 1				
6- 10	0- 0	0- 0	CONFERENCE	0- 2	6- 8	5- 3				
5- 3	0- 0	0- 0	HOME	0- 1	5- 2	4- 1				
1- 7	0- 0	0- 0	AWAY	0- 1	1- 6	1- 2				
0- 0	0- 0	0- 0	NEUTRAL	0- 0	0- 0	0- 0				

RPI 1-25				RPI 26-50				RPI 51-100				RPI 101+ Team's RPI: 283			
RPI	S	Opponent	Score	RPI	S	Opponent	Score	RPI	S	Opponent	Score	RPI	S	Opponent	Score
17	H	NC State	56 73					57	A	Western Ky.	48 62	103	A	Middle Tenn.	47 65
18	H	Duke	51 84					81	H	UAB	61 74	107	A	Rice	45 53
								88	H	Liberty	55 63	109	A	George Mason	53 66
												113	N	Saint Francis (PA)	68 79
												114	H	Cincinnati	33 54
												124	A	Louisiana Tech	45 59
												151	A	William & Mary	58 75
												153	A	Charlotte	43 51
												153	H	Charlotte	60 63
												176	H	UTEP	56 52
												182	A	Hampton	42 50
												188	N	Oakland	59 80
												196	H	Richmond	45 54
												207	A	Southern Miss.	74 55
												221	H	Fla. Atlantic	59 54
												225	A	North Texas	46 63
												225	H	North Texas	52 55
												253	N	Abilene Christian	60 74
												264	A	UTSA	56 64
												264	H	UTSA	69 63
												280	A	VCU	39 68
												301	H	FIU	68 60
												313	H	Marshall	69 53
												319	H	Coppin St.	75 67
												323	H	South Carolina St.	52 35
-----															
LAST 12 Division I GAMES:															
103	A	Middle Tenn.	47 65	57	A	Western Ky.	48 62	301	H	FIU	68 60				
153	A	Charlotte	43 51	107	A	Rice	45 53	124	A	Louisiana Tech	45 59				
225	H	North Texas	52 55	264	H	UTSA	69 63	313	H	Marshall	69 53				
176	H	UTEP	56 52												
221	H	Fla. Atlantic	59 54												
207	A	Southern Miss.	74 55												

Non-Div I Games:

Old Domini on

Loss, 
Non-Conf, 
S Site, 
H Home
A Away
N Neutral



O  
l  
e  
M  
i  
s  
s

Ole Miss				Through Games Of March 3, 2018							
Average RPI	Win:	215	WON-LOST	WINNING	LAST 10	STRENGTH OF	OPP. STRENGTH	TEAM	ADJ.	CONF.	ADJ CONF.
Average RPI	Loss:	62	RECORD	PCT. RANK	GAMES	SCHEDULE	OF SCHEDULE	RPI	RPI	RPI	RPI
DIV. I ONLY			12- 19	236	1- 9	49	73	159	159	2	2
DIV. I NON-CONF.			10- 3	52	0- 0	185	295	74	74	2	2
-----											
TOTALS		RPI 1-25		RPI 26-50		W-L RECORDS		RPI 51-100	RPI 101-999	RPI 201+	
12- 19		0- 8		0- 3		OVERALL		0- 2	12- 6	6- 0	
9- 7		0- 3		0- 1		HOME		0- 2	9- 1	5- 0	
1- 10		0- 0		0- 0		AWAY		0- 0	1- 0	0- 0	
2- 2		0- 1		0- 0		NEUTRAL		0- 0	2- 1	1- 0	
10- 3		0- 1		0- 0		NON-CONFERENCE		0- 0	10- 2	6- 0	
8- 0		0- 0		0- 0		HOME		0- 0	8- 0	5- 0	
1- 2		0- 1		0- 0		AWAY		0- 0	1- 1	0- 0	
1- 1		0- 0		0- 0		NEUTRAL		0- 0	1- 1	1- 0	
2- 16		0- 7		0- 3		CONFERENCE		0- 2	2- 4	0- 0	
1- 7		0- 3		0- 1		HOME		0- 2	1- 1	0- 0	
0- 8		0- 3		0- 2		AWAY		0- 0	0- 3	0- 0	
1- 1		0- 1		0- 0		NEUTRAL		0- 0	1- 0	0- 0	

RPI 1-25			
RPI	S	Opponent	Score
3	A	Mississippi St.	45 76
3	H	Mississippi St.	49 69
7	A	Oregon	46 90
9	A	Tennessee	66 75
12	H	South Carolina	62 88
15	A	Texas A&M	54 83
22	H	Missouri	48 67
22	N	Missouri	50 59

RPI 26-50			
RPI	S	Opponent	Score
27	A	Georgia	45 69
27	H	Georgia	52 66
28	A	LSU	55 84

RPI 51-100			
RPI	S	Opponent	Score
86	H	Kentucky	71 79
93	H	Alabama	79 82

RPI 101+				Team's RPI: 159	
RPI	S	Opponent	Score		
101	A	Auburn	55 60		
103	H	Middle Tenn.	65 56		
121	N	Saint Louis	64 79		
128	A	Portland St.	79 94		
145	A	Arkansas	72 73		
149	H	Vanderbilt	72 75		
164	H	South Ala.	66 59		
174	A	Florida	60 61		
174	H	Florida	78 75		
174	N	Florida	48 43		
179	A	Temple	64 48		
180	H	Troy	96 93		
207	H	Southern Miss.	68 59		
209	H	Arkansas St.	74 48		
223	H	Texas Southern	73 58		
300	H	Kennesaw St.	92 63		
332	N	Delaware St.	110 58		
336	H	Northwestern St.	75 44		

LAST 12 Division I GAMES:									
22	N	Missouri	50	59	93	H	Alabama	79	82
174	N	Florida	48	43	15	A	Texas A&M	54	83
101	A	Auburn	55	60	27	A	Georgia	45	69
86	H	Kentucky	71	79	149	H	Vanderbilt	72	75
27	H	Georgia	52	66	3	H	Mississippi St.	49	69
28	A	LSU	55	84	9	A	Tennessee	66	75

Non-Div I Games:

Ole Miss

O  
l  
e  
M  
i  
s  
s



Average RPI Win:	266	WON-LOST	WINNING	LAST 10	STRENGTH OF	OPP. STRENGTH	TEAM	ADJ.	CONF.	ADJ CONF.
Average RPI Loss:	135	RECORD	PCT. RANK	GAMES	SCHEDULE	OF SCHEDULE	RPI	RPI	RPI	RPI
DIV. I ONLY	9- 15	240	3- 6	203	205	242	242	13	13	
DIV. I NON-CONF.	6- 4	122	0- 0	287	300	168	168	16	16	
-----										
TOTALS	RPI 1-25	RPI 26-50	W-L RECORDS	RPI 51-100	RPI 101-999	RPI 201+				
9- 15	0- 0	0- 3	OVERALL	0- 5	9- 7	8- 3				
5- 6	0- 0	0- 2	HOME	0- 2	5- 2	4- 0				
4- 9	0- 0	0- 1	AWAY	0- 3	4- 5	4- 3				
0- 0	0- 0	0- 0	NEUTRAL	0- 0	0- 0	0- 0				
6- 4	0- 0	0- 1	NON-CONFERENCE	0- 1	6- 2	5- 2				
3- 1	0- 0	0- 1	HOME	0- 0	3- 0	2- 0				
3- 3	0- 0	0- 0	AWAY	0- 1	3- 2	3- 2				
0- 0	0- 0	0- 0	NEUTRAL	0- 0	0- 0	0- 0				
3- 11	0- 0	0- 2	CONFERENCE	0- 4	3- 5	3- 1				
2- 5	0- 0	0- 1	HOME	0- 2	2- 2	2- 0				
1- 6	0- 0	0- 1	AWAY	0- 2	1- 3	1- 1				
0- 0	0- 0	0- 0	NEUTRAL	0- 0	0- 0	0- 0				

RPI 1-25				RPI 26-50				RPI 51-100				RPI 101+				Team's RPI: 242	
RPI	S	Opponent	Score	RPI	S	Opponent	Score	RPI	S	Opponent	Score	RPI	S	Opponent	Score		
				32	A	South Dakota St.	64 89	64	A	South Dakota	46 70	135	H	UNI	78 74		
				32	H	South Dakota St.	54 103	64	H	South Dakota	50 72	171	A	Denver	60 81		
				47	H	Creighton	51 72	91	A	Kansas St.	60 81	171	H	Denver	74 85		
								97	A	Western Ill.	68 103	178	A	Oral Roberts	56 72		
								97	H	Western Ill.	51 90	178	H	Oral Roberts	53 82		
												211	A	CSU Bakersfield	43 52		
												213	H	Montana St.	64 53		
												216	A	CSUN	68 60		
												265	A	Bradley	56 69		
												282	A	North Dakota St.	59 57		
												282	H	North Dakota St.	80 67		
												302	A	Wofford	64 60		
												303	A	USC Upstate	69 66		
												324	A	Fort Wayne	65 76		
												324	H	Fort Wayne	77 61		
												339	H	Florida A&M	78 73		
LAST 12 Division I GAMES:																	
				282	A	North Dakota St.	59 57	32	H	South Dakota St.	54 103						
				178	A	Oral Roberts	56 72	282	H	North Dakota St.	80 67						
				171	A	Denver	60 81	64	A	South Dakota	46 70						
				64	H	South Dakota	50 72	171	H	Denver	74 85						
				324	H	Fort Wayne	77 61	97	H	Western Ill.	51 90						
				97	A	Western Ill.	68 103	324	A	Fort Wayne	65 76						

Non-Div I Games: Graceland (IA) 96 69 Peru St. 63 47 St. Mary (NE) 81 58

Omaha



Average RPI Win:	280	WON-LOST	WINNING	LAST 10	STRENGTH OF	OPP. STRENGTH	TEAM	ADJ.	CONF.	ADJ CONF.
Average RPI Loss:	95	RECORD	PCT. RANK	GAMES	SCHEDULE	OF SCHEDULE	RPI	RPI	RPI	RPI
DIV. I ONLY	14- 12	152	4- 5	263	195	178	178	13	13	
DIV. I NON-CONF.	7- 5	132	0- 0	330	275	203	203	16	16	
TOTALS	RPI 1-25	RPI 26-50	W-L RECORDS	RPI 51-100	RPI 101-999	RPI 201+				
14- 12	0- 0	0- 2	OVERALL	0- 6	14- 4	13- 0				
5- 4	0- 0	0- 1	HOME	0- 2	5- 1	4- 0				
5- 8	0- 0	0- 1	AWAY	0- 4	5- 3	5- 0				
4- 0	0- 0	0- 0	NEUTRAL	0- 0	4- 0	4- 0				
7- 5	0- 0	0- 0	NON-CONFERENCE	0- 2	7- 3	7- 0				
1- 1	0- 0	0- 0	HOME	0- 0	1- 1	1- 0				
2- 4	0- 0	0- 0	AWAY	0- 2	2- 2	2- 0				
4- 0	0- 0	0- 0	NEUTRAL	0- 0	4- 0	4- 0				
7- 7	0- 0	0- 2	CONFERENCE	0- 4	7- 1	6- 0				
4- 3	0- 0	0- 1	HOME	0- 2	4- 0	3- 0				
3- 4	0- 0	0- 1	AWAY	0- 2	3- 1	3- 0				
0- 0	0- 0	0- 0	NEUTRAL	0- 0	0- 0	0- 0				

RPI 1-25	RPI 26-50	RPI 51-100	RPI 101+	Team's RPI: 178
RPI S Opponent Score	RPI S Opponent Score	RPI S Opponent Score	RPI S Opponent Score	Score
32 A South Dakota St. 72 96	32 H South Dakota St. 70 77	64 A South Dakota 55 72	110 A Utah 50 71	
		64 H South Dakota 68 73	145 H Arkansas 66 77	
		71 A TCU 58 72	166 A UT Arlington 46 70	
		96 A Missouri St. 66 76	171 A Denver 54 70	
		97 A Western Ill. 49 56	171 H Denver 90 60	
		97 H Western Ill. 63 85	205 A Tulsa 53 41	
			242 A Omaha 82 53	
			242 H Omaha 72 56	
			279 A UMKC 76 73	
			282 A North Dakota St. 64 57	
			282 H North Dakota St. 71 48	
			292 N Alcorn 76 52	
			296 N Long Beach St. 64 58	
			311 H Houston Baptist 78 56	
			320 N Cal St. Fullerton 60 50	
			324 A Fort Wayne 73 48	
			324 H Fort Wayne 66 45	
			346 N Chicago St. 73 43	
LAST 12 Division I GAMES:				
242 H Omaha 72 56	324 H Fort Wayne 66 45			
64 A South Dakota 55 72	171 H Denver 90 60			
171 A Denver 54 70	64 H South Dakota 68 73			
32 A South Dakota St. 72 96	32 H South Dakota St. 70 77			
282 A North Dakota St. 64 57	282 H North Dakota St. 71 48			
97 H Western Ill. 63 85	97 A Western Ill. 49 56			

Non-Div I Games: Okla. Panhandle 88 35 Cent. Christian (KS) 18 47

Oral Roberts



Average RPI Win: 119

Average RPI Loss: 16

WON-LOST  
RECORDWINNING  
PCT. RANKLAST 10  
GAMESSTRENGTH OF  
SCHEDULEOPP. STRENGTH  
OF SCHEDULETEAM  
RPIADJ.  
RPICONF.  
RPIADJ CONF.  
RPIDIV. I ONLY  
DIV. I NON-CONF.29- 4  
11- 29  
229- 1  
0- 020  
1724  
267  
77  
75  
35  
3

TOTALS

RPI 1-25

RPI 26-50

W-L RECORDS

RPI 51-100

RPI 101-999

RPI 201+

29- 4

5- 3

5- 1

OVERALL

3- 0

16- 0

5- 0

16- 1

1- 1

4- 0

HOME

2- 0

9- 0

3- 0

9- 3

2- 2

1- 1

AWAY

1- 0

5- 0

1- 0

4- 0

2- 0

0- 0

NEUTRAL

0- 0

2- 0

1- 0

11- 2

2- 2

1- 0

NON-CONFERENCE

1- 0

7- 0

3- 0

8- 0

0- 0

1- 0

HOME

1- 0

6- 0

2- 0

1- 2

1- 2

0- 0

AWAY

0- 0

0- 0

0- 0

2- 0

1- 0

0- 0

NEUTRAL

0- 0

1- 0

1- 0

18- 2

3- 1

4- 1

CONFERENCE

2- 0

9- 0

2- 0

8- 1

1- 1

3- 0

HOME

1- 0

3- 0

1- 0

8- 1

1- 0

1- 1

AWAY

1- 0

5- 0

1- 0

2- 0

1- 0

0- 0

NEUTRAL

0- 0

1- 0

0- 0

RPI 1-25

Team's RPI: 7

RPI 26-50

RPI 51-100

RPI 101+

RPI	S	Opponent	Score
3	A	Mississippi St.	79 90
5	A	Louisville	61 74
10	A	UCLA	70 61
10	H	UCLA	101 94
10	N	UCLA	65 62
13	H	Stanford	65 78
15	A	Texas A&M	83 68
15	N	Texas A&M	84 62

RPI	S	Opponent	Score
31	H	Oklahoma	92 74
42	A	Oregon St.	79 85
42	H	Oregon St.	75 63
44	H	California	91 54
49	A	Southern California	70 66
49	H	Southern California	80 74

RPI	S	Opponent	Score
53	A	Arizona St.	57 44
53	H	Arizona St.	74 64
72	H	Drake	110 77

RPI	S	Opponent	Score
110	A	Utah	84 68
111	A	Washington St.	90 79
111	H	Washington St.	89 56
142	H	Eastern Wash.	81 40
143	A	Colorado	74 55
143	N	Colorado	84 47
147	H	Weber St.	114 87
159	H	Ole Miss	90 46
182	H	Hampton	87 45
198	A	Washington	76 63
198	H	Washington	94 83
216	H	CSUN	91 43
251	N	Hawaii	85 44
276	A	Arizona	74 61
276	H	Arizona	62 44
329	H	Southern Utah	98 38

LAST 12 Division I GAMES:

10	N	UCLA	65 62	111	A	Washington St.	90 79
143	N	Colorado	84 47	198	A	Washington	76 63
276	A	Arizona	74 61	13	H	Stanford	65 78
53	A	Arizona St.	57 44	44	H	California	91 54
10	H	UCLA	101 94	110	A	Utah	84 68
49	H	Southern California	80 74	143	A	Colorado	74 55

Oregon

Oregon

Non-Div I Games:

Oregon

Loss, Non-Conf, S Site, H Home A Away N Neutral



Average RPI	Win: 168	WON-LOST	WINNING	LAST 10	STRENGTH OF	OPP. STRENGTH	TEAM	ADJ.	CONF.	ADJ CONF.
Average RPI	Loss: 22	RECORD	PCT. RANK	GAMES	SCHEDULE	OF SCHEDULE	RPI	RPI	RPI	RPI
DIV. I ONLY	23- 7	41	8- 2	101	45	42	42	5	5	
DIV. I NON-CONF.	9- 2	33	0- 0	259	161	94	94	3	3	
TOTALS	RPI 1-25	RPI 26-50	W-L RECORDS	RPI 51-100	RPI 101-999	RPI 201+				
23- 7	2- 5	2- 1	OVERALL	3- 1	16- 0	8- 0				
14- 2	2- 2	2- 0	HOME	2- 0	8- 0	4- 0				
7- 4	0- 3	0- 1	AWAY	1- 0	6- 0	2- 0				
2- 1	0- 0	0- 0	NEUTRAL	0- 1	2- 0	2- 0				
9- 2	0- 2	0- 0	NON-CONFERENCE	1- 0	8- 0	6- 0				
6- 1	0- 1	0- 0	HOME	1- 0	5- 0	3- 0				
1- 1	0- 1	0- 0	AWAY	0- 0	1- 0	1- 0				
2- 0	0- 0	0- 0	NEUTRAL	0- 0	2- 0	2- 0				
14- 5	2- 3	2- 1	CONFERENCE	2- 1	8- 0	2- 0				
8- 1	2- 1	2- 0	HOME	1- 0	3- 0	1- 0				
6- 3	0- 2	0- 1	AWAY	1- 0	5- 0	1- 0				
0- 1	0- 0	0- 0	NEUTRAL	0- 1	0- 0	0- 0				

RPI 1-25				RPI 26-50				RPI 51-100				RPI 101+			
RPI	S	Opponent	Score	RPI	S	Opponent	Score	RPI	S	Opponent	Score	RPI	S	Opponent	Score
1	H	Notre Dame	67 72	44	H	Cal i forn i a	68 48	53	A	Ar i zona St.	64 60	110	A	Utah	69 58
7	A	Oregon	63 75	49	A	Southern Cal i forn i a	61 65	53	H	Ar i zona St.	57 54	111	A	Washington St.	63 61
7	H	Oregon	85 79	49	H	Southern Cal i forn i a	69 63	53	N	Ar i zona St.	51 57	111	H	Washington St.	71 53
10	A	UCLA	49 84					66	H	UC Davis	61 47	143	A	Colorado	86 71
10	H	UCLA	67 64									193	H	North Dakota	65 55
13	H	Stanford	57 60									198	A	Washington	95 57
18	A	Duke	65 72									198	H	Washi ngton	75 63
												200	H	UC Santa Barbara	74 49
												206	N	Nevada	89 49
												276	A	Ar i zona	65 40
												276	H	Ar i zona	88 48
												281	H	San Jose St.	110 62
												304	N	Utah St.	94 55
												317	A	N. C. Central	97 44
												321	H	Utah Valley	98 41
												344	H	Savannah St.	84 36
LAST 12 Di vi si on I GAMES:															
				53	N	Ar i zona St.	51 57	111	A	Washington St.	63 61				
				53	A	Ar i zona St.	64 60	44	H	Cal i forn i a	68 48				
				276	A	Ar i zona	65 40	13	H	Stanford	57 60				
				49	H	Southern Cal i forn i a	69 63	143	A	Col orado	86 71				
				10	H	UCLA	67 64	110	A	Utah	69 58				
				198	A	Washi ngton	95 57	7	A	Oregon	63 75				

Non-Di v I Games:

Oregon St.



Average RPI Win: 209

Average RPI Loss: 124

WON-LOST  
RECORDWINNING  
PCT. RANKLAST 10  
GAMESSTRENGTH OF  
SCHEDULEOPP. STRENGTH  
OF SCHEDULETEAM  
RPIADJ.  
RPICONF.  
RPIADJ CONF.  
RPIDIV. I ONLY  
DIV. I NON-CONF.14- 16  
5- 5200  
1705- 5  
0- 0119  
41145  
197177  
132177  
13214  
1214  
12

TOTALS

RPI 1-25

RPI 26-50

W-L RECORDS

RPI 51-100

RPI 101-999

RPI 201+

14- 16

0- 0

1- 4

OVERALL

2- 3

11- 9

8- 2

9- 7

0- 0

1- 2

HOME

1- 2

7- 3

5- 0

3- 9

0- 0

0- 2

AWAY

0- 1

3- 6

2- 2

2- 0

0- 0

0- 0

NEUTRAL

1- 0

1- 0

1- 0

5- 5

0- 0

1- 2

NON-CONFERENCE

1- 1

3- 2

3- 0

4- 3

0- 0

1- 1

HOME

1- 1

2- 1

2- 0

1- 2

0- 0

0- 1

AWAY

0- 0

1- 1

1- 0

0- 0

0- 0

0- 0

NEUTRAL

0- 0

0- 0

0- 0

9- 11

0- 0

0- 2

CONFERENCE

1- 2

8- 7

5- 2

5- 4

0- 0

0- 1

HOME

0- 1

5- 2

3- 0

2- 7

0- 0

0- 1

AWAY

0- 1

2- 5

1- 2

2- 0

0- 0

0- 0

NEUTRAL

1- 0

1- 0

1- 0

RPI 1-25

RPI 26-50

RPI 51-100

RPI 101+

Team's RPI: 177

RPI S Opponent Score

RPI S Opponent Score

RPI S Opponent Score

RPI S Opponent Score

36 A Gonzaga 66 90

66 H UC Davis 58 90

127 A San Francisco 78 80

36 H Gonzaga 72 99

80 A Saint Mary's (CA) 88 96

127 H San Francisco 71 81

37 A Northern Colo. 55 80

80 H Saint Mary's (CA) 69 70

141 A Fresno St. 70 81

43 H UCF 78 74

80 N Saint Mary's (CA) 77 73

144 A Loyola Marymount 60 75

44 H Cal i forn i a 85 92

90 H Lamar Uni versi ty 80 75

144 H Loyola Marymount 77 79

152 A BYU 65 77

152 H BYU 83 76

168 H Brown 57 74

172 A San Diego 81 68

172 H San Diego 62 60

219 A Seattle U 85 73

236 A Pepperdi ne 85 77

236 H Pepperdi ne 84 73

281 H San Jose St. 106 97

290 A Santa Clara 55 57

290 H Santa Clara 55 37

318 A Portland 67 89

318 H Portland 91 55

318 N Portland 85 60

320 H Cal St. Fullerton 81 65

LAST 12 Division I GAMES:

80 N Saint Mary's (CA) 77 73

318 A Portland 67 89

318 N Portland 85 60

36 A Gonzaga 66 90

144 H Loyola Marymount 77 79

236 H Pepperdi ne 84 73

127 A San Francisco 78 80

290 H Santa Clara 55 37

290 A Santa Clara 55 57

152 H BYU 83 76

172 H San Diego 62 60

127 H San Francisco 71 81

Non-Div I Games:

UC Merced

123 59

Paci fi c



Average RPI Win:	180	WON-LOST	WINNING	LAST 10	STRENGTH OF	OPP. STRENGTH	TEAM	ADJ.	CONF.	ADJ CONF.
Average RPI Loss:	83	RECORD	PCT. RANK	GAMES	SCHEDULE	OF SCHEDULE	RPI	RPI	RPI	RPI
DIV. I ONLY	19- 7	54	8- 2	132	91	60	60	9	9	
DIV. I NON-CONF.	8- 4	87	0- 0	232	61	102	102	9	9	
-----										
TOTALS	RPI 1-25	RPI 26-50	W-L RECORDS	RPI 51-100	RPI 101-999	RPI 201+				
19- 7	0- 1	1- 2	OVERALL	4- 2	14- 2	8- 1				
8- 2	0- 1	0- 1	HOME	2- 0	6- 0	4- 0				
9- 4	0- 0	1- 1	AWAY	1- 1	7- 2	3- 1				
2- 1	0- 0	0- 0	NEUTRAL	1- 1	1- 0	1- 0				
8- 4	0- 1	1- 0	NON-CONFERENCE	1- 1	6- 2	4- 1				
2- 1	0- 1	0- 0	HOME	0- 0	2- 0	2- 0				
4- 2	0- 0	1- 0	AWAY	0- 0	3- 2	1- 1				
2- 1	0- 0	0- 0	NEUTRAL	1- 1	1- 0	1- 0				
11- 3	0- 0	0- 2	CONFERENCE	3- 1	8- 0	4- 0				
6- 1	0- 0	0- 1	HOME	2- 0	4- 0	2- 0				
5- 2	0- 0	0- 1	AWAY	1- 1	4- 0	2- 0				
0- 0	0- 0	0- 0	NEUTRAL	0- 0	0- 0	0- 0				

RPI 1-25				RPI 26-50				RPI 51-100				RPI 101+			
RPI	S	Opponent	Score	RPI	S	Opponent	Score	RPI	S	Opponent	Score	RPI	S	Opponent	Score
1	H	Notre Dame	54 66	26	A	Villanova	79 77	51	A	Harvard	52 55	125	A	Yale	69 54
				29	A	Princeton	40 60	51	H	Harvard	69 49	125	H	Yale	64 52
				29	H	Princeton	55 70	68	N	Georgia Tech	55 69	131	A	Saint Joseph's	57 50
								96	N	Missouri St.	65 60	157	A	Binghamton	72 77
								99	A	Dartmouth	79 50	168	A	Brown	88 55
								99	H	Dartmouth	65 47	168	H	Brown	67 56
												179	A	Temple	74 59
												208	A	Columbia	75 39
												208	H	Columbia	70 51
												240	H	Lafayette	55 42
												244	A	La Salle	59 66
												272	A	Cornell	53 39
												272	H	Cornell	68 48
												280	N	VCU	82 52
												334	H	Rhode Island	84 66
												338	A	NJIT	77 38
-----															
LAST 12 Division I GAMES:															
				168	H	Brown	67 56	29	A	Princeton	40 60				
				125	H	Yale	64 52	51	H	Harvard	69 49				
				99	A	Dartmouth	79 50	99	H	Dartmouth	65 47				
				51	A	Harvard	52 55	125	A	Yale	69 54				
				272	A	Cornell	53 39	168	A	Brown	88 55				
				208	A	Columbia	75 39	179	A	Temple	74 59				

Non-Div I Games: Gwynedd Mercy 89 25

Penn



Average RPI Win: **168**Average RPI Loss: **59**WON-LOST  
RECORDWINNING  
PCT. RANKLAST 10  
GAMESSTRENGTH OF  
SCHEDULEOPP. STRENGTH  
OF SCHEDULETEAM  
RPIADJ.  
RPICONF.  
RPIADJ CONF.  
RPIDIV. I ONLY  
DIV. I NON-CONF.16- 15  
9- 4176  
823- 7  
0- 059  
18857  
14092  
8892  
883  
43  
4

TOTALS

RPI 1-25

RPI 26-50

W-L RECORDS

RPI 51-100

RPI 101-999

RPI 201+

16- 15

0- 4

2- 5

OVERALL

3- 4

11- 2

7- 1

11- 3

0- 2

2- 1

HOME

3- 0

6- 0

3- 0

4- 9

0- 2

0- 3

AWAY

0- 3

4- 1

3- 1

1- 3

0- 0

0- 1

NEUTRAL

0- 1

1- 1

1- 0

9- 4

0- 0

1- 0

NON-CONFERENCE

1- 2

7- 2

4- 1

6- 0

0- 0

1- 0

HOME

1- 0

4- 0

2- 0

3- 2

0- 0

0- 0

AWAY

0- 1

3- 1

2- 1

0- 2

0- 0

0- 0

NEUTRAL

0- 1

0- 1

0- 0

7- 11

0- 4

1- 5

CONFERENCE

2- 2

4- 0

3- 0

5- 3

0- 2

1- 1

HOME

2- 0

2- 0

1- 0

1- 7

0- 2

0- 3

AWAY

0- 2

1- 0

1- 0

1- 1

0- 0

0- 1

NEUTRAL

0- 0

1- 0

1- 0

RPI 1-25

RPI 26-50

RPI 51-100

Team's RPI: 92

RPI 101+

RPI	S	Opponent	Score
6	A	Ohio St.	64 <b>94</b>
6	H	Ohio St.	64 <b>89</b>
16	H	Maryland	65 <b>69</b>
21	A	Iowa	76 <b>80</b>

RPI	S	Opponent	Score
38	A	Rutgers	65 <b>70</b>
38	H	Rutgers	70 67
39	A	Michigan	69 <b>89</b>
39	N	Michigan	48 <b>77</b>
40	A	Minnesota	68 <b>101</b>
40	H	Minnesota	71 <b>91</b>
45	H	Drexel	84 70

RPI	S	Opponent	Score
55	H	Indiana	77 74
56	A	American	66 <b>75</b>
59	A	Nebraska	51 <b>59</b>
61	A	Purdue	73 <b>88</b>
65	H	Michigan St.	74 59
84	H	Fordham	65 60
91	N	Kansas St.	65 <b>70</b>

RPI	S	Opponent	Score
106	H	Wake Forest	68 58
124	N	Louisiana Tech	59 <b>71</b>
173	H	Northwestern	67 59
184	A	Pittsburgh	59 48
189	H	Siena	86 72
203	A	Wisconsin	69 62
215	A	Providence	60 51
234	H	Illinois	68 59
234	N	Illinois	83 57
256	A	St. Bonaventure	62 <b>65</b>
262	H	Manhattan	78 46
288	H	Central Conn. St.	83 66
313	A	Marshall	80 65

LAST 12 Division I GAMES:

39	N	Michigan	48 <b>77</b>	21	A	Iowa	76 <b>80</b>
234	N	Illinois	83 57	65	H	Michigan St.	74 59
6	H	Ohio St.	64 <b>89</b>	6	A	Ohio St.	64 <b>94</b>
59	A	Nebraska	51 <b>59</b>	61	A	Purdue	73 <b>88</b>
173	H	Northwestern	67 59	234	H	Illinois	68 59
40	A	Minnesota	68 <b>101</b>	38	H	Rutgers	70 67

Non-Div I Games:

Penn St.



Average RPI Win:	231	WON-LOST	WINNING	LAST 10	STRENGTH OF	OPP. STRENGTH	TEAM	ADJ.	CONF.	ADJ CONF.
Average RPI Loss:	146	RECORD	PCT. RANK	GAMES	SCHEDULE	OF SCHEDULE	RPI	RPI	RPI	RPI
DIV. I ONLY	10- 20	256	3- 7	124	213	236	236	14	14	
DIV. I NON-CONF.	4- 6	214	0- 0	99	346	184	184	12	12	
-----										
TOTALS	RPI 1-25	RPI 26-50	W-L RECORDS	RPI 51-100	RPI 101-999	RPI 201+				
10- 20	0- 0	0- 3	OVERALL	0- 3	10- 14	6- 4				
7- 6	0- 0	0- 1	HOME	0- 1	7- 4	3- 2				
2- 13	0- 0	0- 1	AWAY	0- 2	2- 10	2- 2				
1- 1	0- 0	0- 1	NEUTRAL	0- 0	1- 0	1- 0				
4- 6	0- 0	0- 0	NON-CONFERENCE	0- 1	4- 5	3- 2				
2- 2	0- 0	0- 0	HOME	0- 0	2- 2	1- 2				
2- 4	0- 0	0- 0	AWAY	0- 1	2- 3	2- 0				
0- 0	0- 0	0- 0	NEUTRAL	0- 0	0- 0	0- 0				
6- 14	0- 0	0- 3	CONFERENCE	0- 2	6- 9	3- 2				
5- 4	0- 0	0- 1	HOME	0- 1	5- 2	2- 0				
0- 9	0- 0	0- 1	AWAY	0- 1	0- 7	0- 2				
1- 1	0- 0	0- 1	NEUTRAL	0- 0	1- 0	1- 0				

RPI	S	Opponent	Score	RPI	S	Opponent	Score	RPI	S	Opponent	Score	RPI	S	Opponent	Score
36	A	Gonzaga	51 73	66	A	UC Davis	64 69	110	A	Utah	65 89				
36	H	Gonzaga	48 67	80	A	Saint Mary's (CA)	62 75	127	A	San Francisco	67 68				
36	N	Gonzaga	70 81	80	H	Saint Mary's (CA)	75 82	127	H	San Francisco	95 92				
								144	A	Loyola Marymount	60 75				
								144	H	Loyola Marymount	85 74				
								147	A	Weber St.	61 71				
								148	H	Idaho St.	80 74				
								152	A	BYU	43 78				
								152	H	BYU	67 73				
								172	A	San Diego	53 79				
								172	H	San Diego	66 62				
								177	A	Pacific	73 84				
								177	H	Pacific	77 85				
								186	A	UC Irvine	74 75				
								206	A	Nevada	77 72				
								210	H	New Mexico St.	64 86				
								219	H	Seattle U	62 65				
								290	A	Santa Clara	50 54				
								290	H	Santa Clara	56 55				
								290	N	Santa Clara	74 63				
								296	A	Long Beach St.	83 71				
								318	A	Portland	58 82				
								318	H	Portland	83 79				
								321	H	Utah Valley	71 44				
LAST 12 Division I GAMES:															
36	N	Gonzaga	70 81	144	H	Loyola Marymount	85 74								
290	N	Santa Clara	74 63	172	A	San Diego	53 79								
318	A	Portland	58 82	177	A	Pacific	73 84								
80	H	Saint Mary's (CA)	75 82	318	H	Portland	83 79								
36	H	Gonzaga	48 67	290	A	Santa Clara	50 54								
152	A	BYU	43 78	144	A	Loyola Marymount	60 75								

Non-Div I Games:

Pepperdine



Average RPI	Win:	194	WON-LOST	WINNING	LAST 10	STRENGTH OF	OPP. STRENGTH	TEAM	ADJ.	CONF.	ADJ CONF.
Average RPI	Loss:	66	RECORD	PCT. RANK	GAMES	SCHEDULE	OF SCHEDULE	RPI	RPI	RPI	RPI
DIV. I ONLY		10- 20	256	1- 9	50	46	184	184	1	1	
DIV. I NON-CONF.		8- 5	111	0- 0	209	177	180	180	1	1	
-----											
TOTALS	RPI 1-25		RPI 26-50		W-L RECORDS		RPI 51-100		RPI 101-999		RPI 201+
10- 20	0- 6		0- 4		OVERALL		2- 5		8- 5		5- 2
8- 10	0- 5		0- 1		HOME		2- 2		6- 2		5- 1
2- 9	0- 1		0- 3		AWAY		0- 3		2- 2		0- 1
0- 1	0- 0		0- 0		NEUTRAL		0- 0		0- 1		0- 0
8- 5	0- 0		0- 0		NON-CONFERENCE		1- 4		7- 1		5- 1
7- 3	0- 0		0- 0		HOME		1- 2		6- 1		5- 1
1- 2	0- 0		0- 0		AWAY		0- 2		1- 0		0- 0
0- 0	0- 0		0- 0		NEUTRAL		0- 0		0- 0		0- 0
2- 15	0- 6		0- 4		CONFERENCE		1- 1		1- 4		0- 1
1- 7	0- 5		0- 1		HOME		1- 0		0- 1		0- 0
1- 7	0- 1		0- 3		AWAY		0- 1		1- 2		0- 1
0- 1	0- 0		0- 0		NEUTRAL		0- 0		0- 1		0- 0

RPI 1-25				RPI 26-50				RPI 51-100				RPI 101+				Team's RPI: 184	
RPI	S	Opponent	Score	RPI	S	Opponent	Score	RPI	S	Opponent	Score	RPI	S	Opponent	Score		
1	H	Notre Dame	53 87	30	A	Virginia	50 62	61	A	West Virginia	52 73	106	H	Wake Forest	49 58		
5	A	Louisville	49 81	35	A	Syracuse	52 70	67	A	Virginia Tech	66 89	106	N	Wake Forest	38 72		
5	H	Louisville	51 77	35	H	Syracuse	53 62	68	H	Georgia Tech	68 62	114	A	Cincinnati	66 46		
8	H	Florida St.	59 66	48	A	Miami (FL)	58 82	74	H	Duquesne	53 66	119	A	North Carolina	67 68		
17	H	NC State	66 77					84	A	Fordham	55 58	154	H	Youngstown St.	66 58		
18	H	Duke	46 58					89	H	Bucknell	57 39	165	A	Clemson	58 42		
								92	H	Penn St.	48 59	203	H	Wisconsin	57 58		
												204	A	Boston College	61 72		
												209	H	Arkansas St.	87 47		
												257	H	UNCW	74 55		
												270	H	Towson	81 63		
												272	H	Cornell	51 39		
												346	H	Chicago St.	87 49		
-----																	
LAST 12 Division I GAMES:																	
106	N	Wake Forest	38 72	8	H	Florida St.	59 66	165	A	Clemson	58 42						
5	A	Louisville	49 81	18	H	Duke	46 58										
17	H	NC State	66 77	1	H	Notre Dame	53 87										
35	H	Syracuse	53 62	35	A	Syracuse	52 70										
48	A	Miami (FL)	58 82	5	H	Louisville	51 77										
204	A	Boston College	61 72														

Non-Div I Games:

Pittsburgh



Average RPI Win: 213	WON-LOST RECORD	WINNING PCT. RANK	LAST 10 GAMES	STRENGTH OF SCHEDULE	OPP. STRENGTH OF SCHEDULE	TEAM RPI	ADJ. RPI	CONF. RPI	ADJ CONF. RPI
Average RPI Loss: 162									
DIV. I ONLY	5- 23	326	3- 7	165	184	318	318	14	14
DIV. I NON-CONF.	2- 7	286	0- 0	228	331	323	323	12	12
-----									
TOTALS	RPI 1-25	RPI 26-50	W-L RECORDS	RPI 51-100	RPI 101-999	RPI 201+			
5- 23	0- 0	0- 2	OVERALL	1- 1	4- 20	3- 4			
5- 10	0- 0	0- 1	HOME	1- 0	4- 9	3- 1			
0- 12	0- 0	0- 1	AWAY	0- 1	0- 10	0- 3			
0- 1	0- 0	0- 0	NEUTRAL	0- 0	0- 1	0- 0			
2- 7	0- 0	0- 0	NON-CONFERENCE	0- 0	2- 7	2- 1			
2- 4	0- 0	0- 0	HOME	0- 0	2- 4	2- 0			
0- 3	0- 0	0- 0	AWAY	0- 0	0- 3	0- 1			
0- 0	0- 0	0- 0	NEUTRAL	0- 0	0- 0	0- 0			
3- 16	0- 0	0- 2	CONFERENCE	1- 1	2- 13	1- 3			
3- 6	0- 0	0- 1	HOME	1- 0	2- 5	1- 1			
0- 9	0- 0	0- 1	AWAY	0- 1	0- 7	0- 2			
0- 1	0- 0	0- 0	NEUTRAL	0- 0	0- 1	0- 0			

RPI 1-25	RPI 26-50	RPI 51-100	RPI 101+	Team's RPI: 318
RPI S Opponent Score	RPI S Opponent Score	RPI S Opponent Score	RPI S Opponent Score	
	36 A Gonzaga 36 75	80 A Saint Mary's (CA) 49 77	113 H Saint Francis (PA) 101 106	
	36 H Gonzaga 56 70	80 H Saint Mary's (CA) 68 65	127 A San Francisco 75 84	
			127 H San Francisco 63 76	
			128 H Portland St. 71 77	
			133 H Boise St. 47 73	
			144 A Loyol a Marymount 55 76	
			144 H Loyol a Marymount 60 63	
			147 H Weber St. 70 91	
			152 A BYU 35 73	
			152 H BYU 58 72	
			172 A San Di ego 52 59	
			172 H San Di ego 60 75	
			177 A Paci fi c 55 91	
			177 H Paci fi c 89 67	
			177 N Paci fi c 60 85	
			186 A UC Irvi ne 52 63	
			198 A Washi ngton 67 93	
			236 A Pepperdi ne 79 83	
			236 H Pepperdi ne 82 58	
			251 H Hawai i 76 47	
			290 A Santa Clara 57 67	
			290 H Santa Clara 43 50	
			320 A Cal St. Fullerton 61 66	
			321 H Utah Valley 71 64	
LAST 12 Division I GAMES:				
	177 N Paci fi c 60 85	127 H San Francisco 63 76		
	236 H Pepperdi ne 82 58	144 A Loyol a Marymount 55 76		
	152 A BYU 35 73	236 A Pepperdi ne 79 83		
	80 A Saint Mary's (CA) 49 77	80 H Saint Mary's (CA) 68 65		
	290 A Santa Clara 57 67	36 A Gonzaga 36 75		
	177 H Paci fi c 89 67	144 H Loyol a Marymount 60 63		

Non-Div I Games: Willamette 72 52 Warner Paci fi c 95 59

Portland



Average RPI Win:	227	WON-LOST	WINNING	LAST 10	STRENGTH OF	OPP. STRENGTH	TEAM	ADJ.	CONF.	ADJ CONF.
Average RPI Loss:	136	RECORD	PCT. RANK	GAMES	SCHEDULE	OF SCHEDULE	RPI	RPI	RPI	RPI
DIV. I ONLY	15- 12	137	6- 4	170	210	128	128	19	19	
DIV. I NON-CONF.	4- 5	202	0- 0	143	184	108	108	13	13	
-----										
TOTALS	RPI 1-25	RPI 26-50	W-L RECORDS	RPI 51-100	RPI 101-999	RPI 201+				
15- 12	0- 0	0- 2	OVERALL	0- 2	15- 8	9- 3				
8- 2	0- 0	0- 0	HOME	0- 0	8- 2	5- 0				
7- 10	0- 0	0- 2	AWAY	0- 2	7- 6	4- 3				
0- 0	0- 0	0- 0	NEUTRAL	0- 0	0- 0	0- 0				
4- 5	0- 0	0- 1	NON-CONFERENCE	0- 2	4- 2	2- 2				
1- 0	0- 0	0- 0	HOME	0- 0	1- 0	0- 0				
3- 5	0- 0	0- 1	AWAY	0- 2	3- 2	2- 2				
0- 0	0- 0	0- 0	NEUTRAL	0- 0	0- 0	0- 0				
11- 7	0- 0	0- 1	CONFERENCE	0- 0	11- 6	7- 1				
7- 2	0- 0	0- 0	HOME	0- 0	7- 2	5- 0				
4- 5	0- 0	0- 1	AWAY	0- 0	4- 4	2- 1				
0- 0	0- 0	0- 0	NEUTRAL	0- 0	0- 0	0- 0				

RPI 1-25				RPI 26-50				RPI 51-100				RPI 101+				Team's RPI: 128	
RPI	S	Opponent	Score	RPI	S	Opponent	Score	RPI	S	Opponent	Score	RPI	S	Opponent	Score		
				36	A	Gonzaga	52 91	66	A	UC Davis	67 79	142	A	Eastern Wash.	57 64		
				37	A	Northern Colo.	60 63	87	A	UNLV	80 88	142	H	Eastern Wash.	75 60		
												147	A	Weber St.	62 60		
												147	H	Weber St.	77 64		
												148	A	Idaho St.	64 72		
												148	H	Idaho St.	59 88		
												150	A	Idaho	60 61		
												150	H	Idaho	90 101		
												159	H	Ole Miss	94 79		
												186	A	UC Irvine	82 72		
												193	A	North Dakota	80 61		
												206	A	Nevada	55 67		
												213	A	Montana St.	69 60		
												213	H	Montana St.	62 53		
												219	A	Seattle U	77 91		
												241	A	Montana	53 69		
												241	H	Montana	70 53		
												267	A	Sacramento St.	81 72		
												267	H	Sacramento St.	74 73		
												281	A	San Jose St.	90 78		
												307	H	Northern Ariz.	68 59		
												318	A	Portland	77 71		
												329	H	Southern Utah	70 66		
LAST 12 Division I GAMES:																	
				193	A	North Dakota	80 61	213	H	Montana St.	62 53						
				37	A	Northern Colo.	60 63	241	H	Montana	70 53						
				307	H	Northern Ariz.	68 59	142	A	Eastern Wash.	57 64						
				329	H	Southern Utah	70 66	150	A	Idaho	60 61						
				148	A	Idaho St.	64 72	267	A	Sacramento St.	81 72						
				147	A	Weber St.	62 60	147	H	Weber St.	77 64						



Average RPI Win:	292	WON-LOST	WINNING	LAST 10	STRENGTH OF	OPP. STRENGTH	TEAM	ADJ.	CONF.	ADJ CONF.
Average RPI Loss:	200	RECORD	PCT. RANK	GAMES	SCHEDULE	OF SCHEDULE	RPI	RPI	RPI	RPI
DIV. I ONLY	12- 15	213	8- 2	278	348	246	246	32	32	
DIV. I NON-CONF.	0- 9	337	0- 0	76	279	308	308	32	32	
-----										
TOTALS	RPI 1-25	RPI 26-50	W-L RECORDS	RPI 51-100	RPI 101-999	RPI 201+				
12- 15	0- 1	0- 0	OVERALL	0- 0	12- 14	11- 8				
7- 3	0- 0	0- 0	HOME	0- 0	7- 3	6- 2				
5- 11	0- 1	0- 0	AWAY	0- 0	5- 10	5- 5				
0- 1	0- 0	0- 0	NEUTRAL	0- 0	0- 1	0- 1				
0- 9	0- 1	0- 0	NON-CONFERENCE	0- 0	0- 8	0- 3				
0- 1	0- 0	0- 0	HOME	0- 0	0- 1	0- 0				
0- 7	0- 1	0- 0	AWAY	0- 0	0- 6	0- 2				
0- 1	0- 0	0- 0	NEUTRAL	0- 0	0- 1	0- 1				
12- 6	0- 0	0- 0	CONFERENCE	0- 0	12- 6	11- 5				
7- 2	0- 0	0- 0	HOME	0- 0	7- 2	6- 2				
5- 4	0- 0	0- 0	AWAY	0- 0	5- 4	5- 3				
0- 0	0- 0	0- 0	NEUTRAL	0- 0	0- 0	0- 0				

RPI 1-25				RPI 26-50				RPI 51-100				RPI 101+ Team's RPI: 246			
RPI	S	Opponent	Score	RPI	S	Opponent	Score	RPI	S	Opponent	Score	RPI	S	Opponent	Score
15	A	Texas A&M	70 98									107	H	Rice	68 88
												120	A	Colorado St.	59 71
												130	A	Bethune-Cookman	52 77
												137	A	Texas St.	57 84
												165	A	Clemson	58 64
												181	A	Southern U.	58 96
												181	H	Southern U.	69 62
												223	A	Texas Southern	61 56
												223	H	Texas Southern	65 48
												226	N	A&M-Corpus Christi	62 72
												232	A	Grambling	79 81
												232	H	Grambling	68 75
												250	A	Texas Tech	60 89
												292	A	Alcorn	96 76
												292	H	Alcorn	72 73
												295	A	Jackson St.	61 70
												295	H	Jackson St.	85 73
												309	A	UTRGV	62 78
												315	A	Alabama A&M	55 48
												315	H	Alabama A&M	84 73
												316	A	Alabama St.	68 70
												316	H	Alabama St.	69 63
												333	A	Ark.-Pine Bluff	89 72
												333	H	Ark.-Pine Bluff	64 52
												341	A	Mississippi Val.	75 74
												341	H	Mississippi Val.	78 73
-----															
LAST 12 Division I GAMES:															
				181	A	Southern U.	58 96	295	H	Jackson St.	85 73				
				292	A	Alcorn	96 76	232	H	Grambling	68 75				
				315	H	Alabama A&M	84 73	223	H	Texas Southern	65 48				
				316	H	Alabama St.	69 63	315	A	Alabama A&M	55 48				
				341	A	Mississippi Val.	75 74	316	A	Alabama St.	68 70				
				333	A	Ark.-Pine Bluff	89 72	341	H	Mississippi Val.	78 73				

Non-Div I Games: Texas-Tyler 99 56 Arlington Baptist 116 73



Average RPI Win:	264	WON-LOST	WINNING	LAST 10	STRENGTH OF	OPP. STRENGTH	TEAM	ADJ.	CONF.	ADJ CONF.
Average RPI Loss:	177	RECORD	PCT. RANK	GAMES	SCHEDULE	OF SCHEDULE	RPI	RPI	RPI	RPI
DIV. I ONLY	12- 17	225	5- 5	242	282	245	245	27	27	
DIV. I NON-CONF.	3- 8	268	0- 0	180	139	253	253	28	28	
-----										
TOTALS	RPI 1-25	RPI 26-50	W-L RECORDS	RPI 51-100	RPI 101-999	RPI 201+				
12- 17	0- 2	0- 0	OVERALL	0- 3	12- 12	10- 7				
7- 6	0- 0	0- 0	HOME	0- 1	7- 5	5- 4				
5- 11	0- 0	0- 0	AWAY	0- 1	5- 1	5- 0				
0- 0	0- 0	0- 0	NEUTRAL	0- 0	0- 0	0- 0				
3- 8	0- 2	0- 0	NON-CONFERENCE	0- 1	3- 5	2- 3				
2- 2	0- 0	0- 0	HOME	0- 0	2- 2	1- 2				
1- 6	0- 2	0- 0	AWAY	0- 1	1- 3	1- 1				
0- 0	0- 0	0- 0	NEUTRAL	0- 0	0- 0	0- 0				
9- 9	0- 0	0- 0	CONFERENCE	0- 2	9- 7	8- 4				
5- 4	0- 0	0- 0	HOME	0- 1	5- 3	4- 2				
4- 5	0- 0	0- 0	AWAY	0- 1	4- 4	4- 2				
0- 0	0- 0	0- 0	NEUTRAL	0- 0	0- 0	0- 0				

RPI 1-25				RPI 26-50				RPI 51-100				RPI 101+ Team's RPI: 245			
RPI	S	Opponent	Score	RPI	S	Opponent	Score	RPI	S	Opponent	Score	RPI	S	Opponent	Score
10	A	UCLA	40 76					58	A	Bel mont	48 90	105	A	Chattanooga	51 71
18	A	Duke	45 79					88	A	Li berty	55 63	119	A	North Carolina	56 91
								88	H	Li berty	64 76	136	A	Radford	55 93
												136	H	Radford	40 64
												190	H	Furman	76 75
												195	A	High Point	55 81
												195	H	High Point	62 55
												217	H	UNCG	57 64
												224	A	UNC Asheville	76 74
												224	H	UNC Asheville	72 63
												227	A	Gardner-Webb	60 50
												227	H	Gardner-Webb	72 69
												254	A	Campbell	40 53
												254	H	Campbell	65 59
												268	A	San Diego St.	50 77
												300	H	Kennesaw St.	51 60
												303	A	USC Upstate	83 69
												317	H	N.C. Central	69 60
												325	A	Charleston So.	81 58
												325	H	Charleston So.	61 64
												342	A	Longwood	56 66
												342	H	Longwood	60 75
												343	A	Winthrop	64 58
												343	H	Winthrop	78 45
-----															
LAST 12 Division I GAMES:															
325	A	Charleston So.	81 58	342	H	Longwood	60 75								
224	H	UNC Asheville	72 63	343	A	Winthrop	64 58								
136	H	Radford	40 64	88	A	Li berty	55 63								
227	A	Gardner-Webb	60 50	325	H	Charleston So.	61 64								
195	H	High Point	62 55	224	A	UNC Asheville	76 74								
254	A	Campbell	40 53	343	H	Winthrop	78 45								

Non-Div I Games:

Presbyterian



Average RPI Win:	158	WON-LOST	WINNING	LAST 10	STRENGTH OF	OPP. STRENGTH	TEAM	ADJ.	CONF.	ADJ CONF.
Average RPI Loss:	62	RECORD	PCT. RANK	GAMES	SCHEDULE	OF SCHEDULE	RPI	RPI	RPI	RPI
DIV. I ONLY	22- 5	18	9- 1	87	92	29	29	9	9	
DIV. I NON-CONF.	10- 3	52	0- 0	114	52	47	47	9	9	
-----										
TOTALS	RPI 1-25	RPI 26-50	W-L RECORDS	RPI 51-100	RPI 101-999	RPI 201+				
22- 5	0- 0	1- 2	OVERALL	6- 2	15- 1	7- 0				
10- 2	0- 0	0- 1	HOME	4- 1	6- 0	3- 0				
10- 3	0- 0	1- 1	AWAY	2- 1	7- 1	4- 0				
2- 0	0- 0	0- 0	NEUTRAL	0- 0	2- 0	0- 0				
10- 3	0- 0	1- 2	NON-CONFERENCE	1- 1	8- 0	3- 0				
3- 2	0- 0	0- 1	HOME	1- 1	2- 0	1- 0				
5- 1	0- 0	1- 1	AWAY	0- 0	4- 0	2- 0				
2- 0	0- 0	0- 0	NEUTRAL	0- 0	2- 0	0- 0				
12- 2	0- 0	0- 0	CONFERENCE	5- 1	7- 1	4- 0				
7- 0	0- 0	0- 0	HOME	3- 0	4- 0	2- 0				
5- 2	0- 0	0- 0	AWAY	2- 1	3- 1	2- 0				
0- 0	0- 0	0- 0	NEUTRAL	0- 0	0- 0	0- 0				

RPI 1-25				RPI 26-50				Team's RPI: 29				RPI 51-100				RPI 101+			
RPI	S	Opponent	Score	RPI	S	Opponent	Score	RPI	S	Opponent	Score	RPI	S	Opponent	Score	RPI	S	Opponent	Score
				26	H	Villanova	59 62	51	A	Harvard	58 72	105	N	Chattanooga	59 49				
				38	A	Rutgers	50 70	51	H	Harvard	80 47	118	H	Delaware	78 60				
				41	A	Quinnipiac	60 46	60	A	Penn	70 55	123	A	Seton Hall	85 83				
								60	H	Penn	60 40	125	A	Yale	59 73				
								68	H	Georgia Tech	56 67	125	H	Yale	64 53				
								85	H	George Washington	72 52	131	N	Saint Joseph's	63 54				
								99	A	Dartmouth	79 67	168	A	Brown	77 62				
								99	H	Dartmouth	82 63	168	H	Brown	79 44				
												187	A	Davidson	63 57				
												208	A	Columbia	74 46				
												208	H	Columbia	69 47				
												240	A	Lafayette	53 45				
												272	A	Cornell	72 40				
												272	H	Cornell	75 54				
												322	H	UMBC	77 40				
												330	A	Wagner	58 37				
LAST 12 Division I GAMES:																			
				125	H	Yale	64 53	60	H	Penn	60 40								
				168	H	Brown	79 44	99	H	Dartmouth	82 63								
				51	A	Harvard	58 72	51	H	Harvard	80 47								
				99	A	Dartmouth	79 67	168	A	Brown	77 62								
				208	A	Columbia	74 46	125	A	Yale	59 73								
				272	A	Cornell	72 40	272	H	Cornell	75 54								

Non-Div I Games:

Princeton



Previous			Through Games Of March 5, 2018								
Average RPI	Win:	180	WON-LOST	WINNING	LAST 10	STRENGTH OF	OPP. STRENGTH	TEAM	ADJ.	CONF.	ADJ CONF.
Average RPI	Loss:	98	RECORD	PCT. RANK	GAMES	SCHEDULE	OF SCHEDULE	RPI	RPI	RPI	RPI
DIV. I ONLY		10- 21	265	2- 8		131	72	215	215	6	6
DIV. I NON-CONF.		7- 5	132	0- 0		278	157	189	189	6	6
-----											
TOTALS		RPI 1-25		RPI 26-50		W-L RECORDS		RPI 51-100	RPI 101-999		RPI 201+
10- 21		0- 4		0- 5		OVERALL		3- 1	7- 11		4- 3
4- 10		0- 2		0- 2		HOME		1- 1	3- 5		3- 1
3- 10		0- 2		0- 3		AWAY		1- 0	2- 5		0- 2
3- 1		0- 0		0- 0		NEUTRAL		1- 0	2- 1		1- 0
7- 5		0- 0		0- 1		NON-CONFERENCE		1- 1	6- 3		3- 2
2- 3		0- 0		0- 0		HOME		0- 1	2- 2		2- 1
2- 2		0- 0		0- 1		AWAY		0- 0	2- 1		0- 1
3- 0		0- 0		0- 0		NEUTRAL		1- 0	2- 0		1- 0
3- 16		0- 4		0- 4		CONFERENCE		2- 0	1- 8		1- 1
2- 7		0- 2		0- 2		HOME		1- 0	1- 3		1- 0
1- 8		0- 2		0- 2		AWAY		1- 0	0- 4		0- 1
0- 1		0- 0		0- 0		NEUTRAL		0- 0	0- 1		0- 0

RPI	S	Opponent	Score	RPI	S	Opponent	Score	RPI	S	Opponent	Score	RPI	S	Opponent	Score	Team's RPI: 215
23	A	DePaul	47 81	26	A	Villanova	43 70	70	A	St. John's (NY)	49 44	108	A	Georgetown	48 74	
23	H	DePaul	48 71	26	H	Villanova	55 63	70	H	St. John's (NY)	70 68	108	H	Georgetown	43 75	
24	A	Marquette	61 94	41	A	Quinnipiac	36 62	92	H	Penn St.	51 60	122	A	Butler	57 68	
24	H	Marquette	60 77	47	A	Creighton	56 73	94	N	Wright St.	74 69	122	H	Butler	48 69	
				47	H	Creighton	84 87					122	N	Butler	67 73	
												123	A	Seton Hall	56 65	
												123	H	Seton Hall	56 65	
												125	A	Yale	55 51	
												138	A	Northeastern	98 95	
												168	H	Brown	59 64	
												199	N	Stetson	56 45	
												204	H	Boston College	63 55	
												208	H	Columbia	64 73	
												220	A	Xavier	59 68	
												220	H	Xavier	69 48	
												257	A	Sacred Heart	75 78	
												334	H	Rhode Island	65 41	
												344	N	Savannah St.	78 48	
-----																
LAST 12 Division I GAMES:																
122	N	Butler	67 73	23	A	DePaul	47 81									
108	A	Georgetown	48 74	24	A	Marquette	61 94									
26	A	Villanova	43 70	70	H	St. John's (NY)	70 68									
220	H	Xavier	69 48	123	H	Seton Hall	56 65									
122	H	Butler	48 69	122	A	Butler	57 68									
47	H	Creighton	84 87	220	A	Xavier	59 68									

Non-Div I Games:

Providence



Average RPI Win:	130	WON-LOST	WINNING	LAST 10	STRENGTH OF	OPP. STRENGTH	TEAM	ADJ.	CONF.	ADJ CONF.
Average RPI Loss:	55	RECORD	PCT. RANK	GAMES	SCHEDULE	OF SCHEDULE	RPI	RPI	RPI	RPI
DIV. I ONLY	18- 13	121	5- 5	17	59	61	61	3	3	
DIV. I NON-CONF.	9- 5	99	0- 0	18	136	51	51	4	4	
-----										
TOTALS	RPI 1-25	RPI 26-50	W-L RECORDS	RPI 51-100	RPI 101-999	RPI 201+				
18- 13	3- 1	2- 5	OVERALL	4- 6	9- 1	5- 0				
11- 5	0- 0	1- 2	HOME	4- 3	6- 0	3- 0				
6- 6	3- 1	1- 1	AWAY	0- 3	2- 1	2- 0				
1- 2	0- 0	0- 2	NEUTRAL	0- 0	1- 0	0- 0				
9- 5	1- 0	0- 2	NON-CONFERENCE	3- 2	5- 1	2- 0				
6- 2	0- 0	0- 1	HOME	3- 1	3- 0	1- 0				
2- 2	1- 0	0- 0	AWAY	0- 1	1- 1	1- 0				
1- 1	0- 0	0- 1	NEUTRAL	0- 0	1- 0	0- 0				
9- 8	2- 1	2- 3	CONFERENCE	1- 4	4- 0	3- 0				
5- 3	0- 0	1- 1	HOME	1- 2	3- 0	2- 0				
4- 4	2- 1	1- 1	AWAY	0- 2	1- 0	1- 0				
0- 1	0- 0	0- 1	NEUTRAL	0- 0	0- 0	0- 0				

RPI	S	Opponent	Score	RPI	S	Opponent	Score	RPI	S	Opponent	Score	RPI	S	Opponent	Score
6	A	Ohio St.	60 73	34	H	Ball St.	60 66	55	A	Indiana	54 72	110	A	Utah	68 81
16	A	Maryland	75 65	38	A	Rutgers	50 58	55	H	Indiana	44 52	142	H	Eastern Wash.	65 40
20	A	Central Mich.	79 69	38	H	Rutgers	47 33	59	A	Nebraska	51 75	155	H	UT Martin	60 58
21	A	Iowa	76 70	38	N	Rutgers	60 62	65	H	Michigan St.	68 82	167	N	Marist	61 47
				39	A	Michigan	81 79	68	A	Georgia Tech	55 68	173	H	Northwestern	63 60
				40	H	Minnesota	74 78	80	H	Saint Mary's (CA)	70 60	203	H	Wisconsin	57 35
				49	N	Southern California	46 58	83	H	Miami (OH)	75 66	234	A	Illinois	73 54
								90	H	Lamar University	79 64	234	H	Illinois	64 51
								92	H	Penn St.	88 73	251	A	Hawaii	79 67
								100	H	Ohio	71 77	298	H	Valparaiso	95 49
LAST 12 Division I GAMES:															
				38	N	Rutgers	60 62	40	H	Minnesota	74 78				
				65	H	Michigan St.	68 82	234	A	Illinois	73 54				
				234	H	Illinois	64 51	39	A	Michigan	81 79				
				6	A	Ohio St.	60 73	92	H	Penn St.	88 73				
				16	A	Maryland	75 65	59	A	Nebraska	51 75				
				55	H	Indiana	44 52	173	H	Northwestern	63 60				

Non-Div I Games:

Purdue



Average RPI	Win: 225	WON-LOST	WINNING	LAST 10	STRENGTH OF	OPP. STRENGTH	TEAM	ADJ.	CONF.	ADJ CONF.
Average RPI	Loss: 29	RECORD	PCT. RANK	GAMES	SCHEDULE	OF SCHEDULE	RPI	RPI	RPI	RPI
DIV. I ONLY	25- 5	13	10- 0	128	209	41	41	28	28	
DIV. I NON-CONF.	6- 5	153	0- 0	5	14	18	18	25	25	
-----										
TOTALS	RPI 1-25	RPI 26-50	W-L RECORDS	RPI 51-100	RPI 101-999	RPI 201+				
25- 5	1- 3	2- 1	OVERALL	0- 1	22- 0	16- 0				
12- 1	0- 0	2- 1	HOME	0- 0	10- 0	8- 0				
12- 3	1- 2	0- 0	AWAY	0- 1	11- 0	7- 0				
1- 1	0- 1	0- 0	NEUTRAL	0- 0	1- 0	1- 0				
6- 5	1- 3	2- 1	NON-CONFERENCE	0- 1	3- 0	1- 0				
3- 1	0- 0	2- 1	HOME	0- 0	1- 0	1- 0				
3- 3	1- 2	0- 0	AWAY	0- 1	2- 0	0- 0				
0- 1	0- 1	0- 0	NEUTRAL	0- 0	0- 0	0- 0				
19- 0	0- 0	0- 0	CONFERENCE	0- 0	19- 0	15- 0				
9- 0	0- 0	0- 0	HOME	0- 0	9- 0	7- 0				
9- 0	0- 0	0- 0	AWAY	0- 0	9- 0	7- 0				
1- 0	0- 0	0- 0	NEUTRAL	0- 0	1- 0	1- 0				

RPI 1-25				RPI 26-50				Team's RPI: 41				RPI 51-100				RPI 101+			
RPI	S	Opponent	Score	RPI	S	Opponent	Score	RPI	S	Opponent	Score	RPI	S	Opponent	Score	RPI	S	Opponent	Score
6	A	Ohio St.	63 95	29	H	Princeton	46 60	65	A	Michigan St.	55 74	167	A	Marist	80 74				
20	A	Central Mich.	84 70	33	H	Dayton	72 66					167	H	Marist	62 56				
21	A	Iowa	67 83	37	H	Northern Colo.	60 49					182	A	Hampton	64 58				
22	N	Missouri	51 66									189	A	Siena	83 72				
												189	H	Siena	68 54				
												196	A	Richmond	81 65				
												215	H	Providence	62 36				
												231	A	Niagara	84 55				
												231	H	Niagara	77 61				
												255	A	Rider	80 59				
												255	H	Rider	73 66				
												262	A	Manhattan	80 64				
												269	A	Fairfield	58 39				
												269	H	Fairfield	77 45				
												284	A	Monmouth	76 55				
												284	H	Monmouth	77 57				
												284	N	Monmouth	83 44				
												286	A	Canisius	84 55				
												286	H	Canisius	64 39				
												340	A	Iona	74 38				
												340	H	Iona	90 47				
												347	H	Saint Peter's	86 39				
LAST 12 Division I GAMES:																			
284	N	Monmouth	83 44	340	H	Iona	90 47												
284	H	Monmouth	77 57	269	A	Fairfield	58 39												
255	A	Rider	80 59	231	A	Niagara	84 55												
167	A	Marist	80 74	286	A	Canisius	84 55												
189	A	Siena	83 72	269	H	Fairfield	77 45												
286	H	Canisius	64 39	284	A	Monmouth	76 55												



Average RPI Win: **264**  
 Average RPI Loss: **156**

WON-LOST  
RECORD

WINNING  
PCT. RANK

LAST 10  
GAMES

STRENGTH OF  
SCHEDULE

OPP. STRENGTH  
OF SCHEDULE

TEAM  
RPI

ADJ.  
RPI

CONF.  
RPI

ADJ CONF.  
RPI

DIV. I ONLY	21- 7	46	10- 0	335	263	136	136	27	27
DIV. I NON-CONF.	6- 4	122	0- 0	338	81	214	214	28	28
<hr/>									
TOTALS	RPI 1-25	RPI 26-50	W-L RECORDS	RPI 51-100	RPI 101-999	RPI 201+			
21- 7	0- 0	0- 0	OVERALL	1- 3	20- 4	18- 3			
11- 1	0- 0	0- 0	HOME	1- 0	10- 1	9- 1			
8- 5	0- 0	0- 0	AWAY	0- 0	8- 2	7- 2			
2- 1	0- 0	0- 0	NEUTRAL	0- 1	2- 0	2- 0			
6- 4	0- 0	0- 0	NON-CONFERENCE	0- 2	6- 2	6- 1			
3- 0	0- 0	0- 0	HOME	0- 0	3- 0	3- 0			
1- 3	0- 0	0- 0	AWAY	0- 1	1- 2	1- 1			
2- 1	0- 0	0- 0	NEUTRAL	0- 1	2- 0	2- 0			
15- 3	0- 0	0- 0	CONFERENCE	1- 1	14- 2	12- 2			
8- 1	0- 0	0- 0	HOME	1- 0	7- 1	6- 1			
7- 2	0- 0	0- 0	AWAY	0- 1	7- 1	6- 1			
0- 0	0- 0	0- 0	NEUTRAL	0- 0	0- 0	0- 0			

RPI 1-25				RPI 26-50				RPI 51-100				RPI 101+				Team's RPI: 136
RPI	S	Opponent	Score	RPI	S	Opponent	Score	RPI	S	Opponent	Score	RPI	S	Opponent	Score	
								61	N	West Virginia	55 <b>75</b>	119	A	North Carolina	46 <b>79</b>	
								67	A	Virginia Tech	42 <b>68</b>	195	A	High Point	63 48	
								88	A	Liberty	56 <b>61</b>	195	H	High Point	50 47	
								88	H	Liberty	52 45	217	H	UNCG	56 53	
												224	A	UNC Asheville	64 48	
												224	H	UNC Asheville	56 <b>67</b>	
												227	A	Gardner-Webb	53 <b>69</b>	
												227	H	Gardner-Webb	66 46	
												245	A	Presbyterian	64 40	
												245	H	Presbyterian	93 55	
												253	N	Abilene Christian	71 65	
												254	A	Campbell	51 50	
												254	H	Campbell	56 36	
												270	N	Towson	69 66	
												273	H	Appalachian St.	61 40	
												280	H	VCU	79 62	
												308	A	Western Caro.	27 <b>39</b>	
												312	A	Tennessee Tech	60 41	
												325	A	Charleston So.	61 56	
												325	H	Charleston So.	74 57	
												342	A	Longwood	52 33	
												342	H	Longwood	81 39	
												343	A	Winthrop	70 30	
												343	H	Winthrop	78 52	
<hr/>																
LAST 12 Division I GAMES:																
				254	H	Campbell	56 36	325	H	Charleston So.	74 57					
				195	A	High Point	63 48	224	A	UNC Asheville	64 48					
				245	A	Presbyterian	64 40	227	H	Gardner-Webb	66 46					
				342	H	Longwood	81 39	254	A	Campbell	51 50					
				343	A	Winthrop	70 30	88	A	Liberty	56 <b>61</b>					
				88	H	Liberty	52 45	195	H	High Point	50 47					

Non-Div I Games: UVa-Wise 75 43

Radford

**Loss**, **Non-Conf**, S Site, **H** Home **A** Away **N** Neutral



Average RPI Win:	287	WON-LOST	WINNING	LAST 10	STRENGTH OF	OPP. STRENGTH	TEAM	ADJ.	CONF.	ADJ CONF.
Average RPI Loss:	159	RECORD	PCT. RANK	GAMES	SCHEDULE	OF SCHEDULE	RPI	RPI	RPI	RPI
DIV. I ONLY	3- 26	336	0- 9	207	167	334	334	12	12	
DIV. I NON-CONF.	2- 10	300	0- 0	215	251	314	314	10	10	
-----										
TOTALS	RPI 1-25	RPI 26-50	W-L RECORDS	RPI 51-100	RPI 101-999	RPI 201+				
3- 26	0- 0	0- 2	OVERALL	0- 7	3- 17	3- 8				
3- 9	0- 0	0- 1	HOME	0- 0	3- 8	3- 4				
0- 16	0- 0	0- 1	AWAY	0- 7	0- 8	0- 3				
0- 1	0- 0	0- 0	NEUTRAL	0- 0	0- 1	0- 1				
2- 10	0- 0	0- 1	NON-CONFERENCE	0- 3	2- 6	2- 3				
2- 2	0- 0	0- 1	HOME	0- 0	2- 1	2- 1				
0- 7	0- 0	0- 0	AWAY	0- 3	0- 4	0- 1				
0- 1	0- 0	0- 0	NEUTRAL	0- 0	0- 1	0- 1				
1- 16	0- 0	0- 1	CONFERENCE	0- 4	1- 11	1- 5				
1- 7	0- 0	0- 0	HOME	0- 0	1- 7	1- 3				
0- 9	0- 0	0- 1	AWAY	0- 4	0- 4	0- 2				
0- 0	0- 0	0- 0	NEUTRAL	0- 0	0- 0	0- 0				

Rhode Island

Rhode Island

RPI	S	Opponent	Score	RPI	S	Opponent	Score	RPI	S	Opponent	Score	RPI	S	Opponent	Score	Team's RPI: 334
33	A	Dayton	58 116	60	A	Penn	66 84	109	H	George Mason	53 92	121	H	Saint Louis	66 70	
40	H	Minnesota	60 82	65	A	Michigan St.	38 82	131	A	Saint Joseph's	46 64	156	A	Samford	37 67	
				74	A	Duquesne	71 80	160	A	Jacksonville St.	53 63	167	A	Marist	42 64	
				84	A	Fordham	53 75	187	A	Davison	67 77	187	H	Davison	67 79	
				84	A	Fordham	64 76	196	H	Richmond	53 74	215	A	Providence	41 65	
				85	A	George Washington	52 65	235	H	Holy Cross	63 69	244	H	La Salle	72 63	
				99	A	Dartmouth	54 70	256	A	St. Bonaventure	70 81	256	H	St. Bonaventure	72 77	
								269	H	Fairfield	62 47	275	A	Massachusetts	50 87	
								275	H	Massachusetts	59 61	280	H	VCU	49 61	
								293	N	Bryant	52 58	348	H	UMass Lowell	81 64	
LAST 12 Division I GAMES:																
84	A	Fordham	53 75	84	A	Fordham	64 76									
275	A	Massachusetts	50 87	187	H	Davison	67 79									
256	H	St. Bonaventure	72 77	275	H	Massachusetts	59 61									
74	A	Duquesne	71 80	85	A	George Washington	52 65									
121	H	Saint Louis	66 70	244	H	La Salle	72 63									
131	A	Saint Joseph's	46 64	256	A	St. Bonaventure	70 81									

Non-Div I Games: Southern Conn. St. 57 62

Rhode Island



Average RPI Win:	237	WON-LOST	WINNING	LAST 10	STRENGTH OF	OPP. STRENGTH	TEAM	ADJ.	CONF.	ADJ CONF.
Average RPI Loss:	149	RECORD	PCT. RANK	GAMES	SCHEDULE	OF SCHEDULE	RPI	RPI	RPI	RPI
DIV. I ONLY	20- 8	61	5- 5	299	201	107	107	18	18	
DIV. I NON-CONF.	10- 2	32	0- 0	334	238	115	115	20	20	
-----										
TOTALS	RPI 1-25	RPI 26-50	W-L RECORDS	RPI 51-100	RPI 101-999	RPI 201+				
20- 8	0- 1	0- 0	OVERALL	2- 1	18- 6	16- 2				
12- 1	0- 0	0- 0	HOME	2- 0	10- 1	9- 0				
8- 7	0- 1	0- 0	AWAY	0- 1	8- 5	7- 2				
0- 0	0- 0	0- 0	NEUTRAL	0- 0	0- 0	0- 0				
10- 2	0- 1	0- 0	NON-CONFERENCE	1- 0	9- 1	9- 0				
5- 0	0- 0	0- 0	HOME	1- 0	4- 0	4- 0				
5- 2	0- 1	0- 0	AWAY	0- 0	5- 1	5- 0				
0- 0	0- 0	0- 0	NEUTRAL	0- 0	0- 0	0- 0				
10- 6	0- 0	0- 0	CONFERENCE	1- 1	9- 5	7- 2				
7- 1	0- 0	0- 0	HOME	1- 0	6- 1	5- 0				
3- 5	0- 0	0- 0	AWAY	0- 1	3- 4	2- 2				
0- 0	0- 0	0- 0	NEUTRAL	0- 0	0- 0	0- 0				

RPI 1-25				RPI 26-50				RPI 51-100				RPI 101+				Team's RPI: 107
RPI	S	Opponent	Score	RPI	S	Opponent	Score	RPI	S	Opponent	Score	RPI	S	Opponent	Score	
15	A	Texas A&M	76 82					57	H	Western Ky.	73 58	103	A	Middle Tenn.	41 51	
								81	A	UAB	63 70	124	A	Louisiana Tech	55 75	
								95	H	Little Rock	58 51	124	H	Louisiana Tech	62 70	
												153	A	Charlotte	62 55	
												176	H	UTEP	56 42	
												183	A	Kansas	65 73	
												207	H	Southern Miss.	62 56	
												208	H	Columbia	67 44	
												221	A	Florida Atlantic	67 53	
												225	A	North Texas	50 49	
												225	H	North Texas	47 45	
												226	A	A&M-Corpus Christi	67 56	
												246	A	Prairie View	88 68	
												249	A	Grand Canyon	69 59	
												264	A	UTSA	58 62	
												264	H	UTSA	83 52	
												283	H	Old Dominion	53 45	
												301	A	FIU	58 68	
												307	A	Northern Ariz.	88 83	
												310	H	Incarnate Word	60 43	
												311	H	Houston Baptist	67 45	
												313	H	Marshall	87 44	
												335	A	Sam Houston St.	79 50	
												337	H	La.-Monroe	63 47	
LAST 12 Division I GAMES:																
225	H	North Texas	47 45	57	H	Western Ky.	73 58	124	A	Louisiana Tech	55 75					
124	H	Louisiana Tech	62 70	207	H	Southern Miss.	62 56									
264	A	UTSA	58 62	283	H	Old Dominion	53 45									
313	H	Marshall	87 44	176	H	UTEP	56 42									
103	A	Middle Tenn.	41 51	153	A	Charlotte	62 55									
81	A	UAB	63 70													

Non-Div I Games:

Rice



R  
i  
c  
h  
m  
o  
n  
d

Ri chmond				Through Games Of March 3, 2018							
Average RPI	Win:	249	WON-LOST	WINNING	LAST 10	STRENGTH OF	OPP. STRENGTH	TEAM	ADJ.	CONF.	ADJ CONF.
Average RPI	Loss:	119	RECORD	PCT. RANK	GAMES	SCHEDULE	OF SCHEDULE	RPI	RPI	RPI	RPI
DIV. I ONLY		14- 17	209	7- 3		189	161	196	196	12	12
DIV. I NON-CONF.		5- 8	220	0- 0		168	244	206	206	10	10
-----											
TOTALS		RPI 1-25	RPI 26-50		W-L RECORDS		RPI 51-100	RPI 101-999		RPI 201+	
14- 17		0- 0	0- 3		OVERALL		1- 4	13- 10		11- 1	
3- 10		0- 0	0- 2		HOME		0- 3	3- 5		2- 1	
10- 3		0- 0	0- 0		AWAY		1- 0	9- 0		8- 0	
1- 4		0- 0	0- 1		NEUTRAL		0- 1	1- 2		1- 0	
5- 8		0- 0	0- 1		NON-CONFERENCE		0- 2	5- 5		4- 0	
0- 4		0- 0	0- 1		HOME		0- 1	0- 2		0- 0	
4- 1		0- 0	0- 0		AWAY		0- 0	4- 1		3- 0	
1- 3		0- 0	0- 0		NEUTRAL		0- 1	1- 2		1- 0	
9- 9		0- 0	0- 2		CONFERENCE		1- 2	8- 5		7- 1	
3- 6		0- 0	0- 1		HOME		0- 2	3- 3		2- 1	
6- 2		0- 0	0- 0		AWAY		1- 0	5- 2		5- 0	
0- 1		0- 0	0- 1		NEUTRAL		0- 0	0- 0		0- 0	

R  
i  
c  
h  
m  
o  
n  
d

RPI 1-25				RPI 26-50				RPI 51-100				RPI 101+ Team's RPI: 196			
RPI	S	Opponent	Score	RPI	S	Opponent	Score	RPI	S	Opponent	Score	RPI	S	Opponent	Score
				33	H	Dayton	59 66	74	H	Duquesne	70 78	106	H	Wake Forest	81 85
				33	N	Dayton	58 67	77	H	Navy	56 76	109	A	George Mason	56 77
				41	H	Quinnipiac	65 81	84	H	Fordham	38 43	121	H	Saint Louis	61 79
								85	A	George Washington	49 36	130	N	Bethune-Cookman	50 63
								94	N	Wright St.	69 85	131	A	Saint Joseph's	72 81
												151	H	William & Mary	64 78
												174	N	Florida	80 87
												187	H	Davidson	65 68
												187	H	Davidson	62 53
												194	A	East Carolina	65 64
												199	A	Stetson	67 72
												208	A	Columbia	85 79
												244	A	La Salle	60 57
												244	H	La Salle	77 51
												256	A	St. Bonaventure	79 57
												269	A	Fairfield	72 67
												275	A	Massachusetts	51 39
												275	H	Massachusetts	49 58
												280	A	VCU	77 68
												280	H	VCU	59 54
												283	A	Old Dominion	54 45
												334	A	Rhode Island	74 53
												344	N	Savannah St.	100 63
LAST 12 Division I GAMES:															
				33	N	Dayton	58 67	244	A	La Salle	60 57				
				187	H	Davidson	62 53	74	H	Duquesne	70 78				
				85	A	George Washington	49 36	275	A	Massachusetts	51 39				
				275	H	Massachusetts	49 58	280	A	VCU	77 68				
				280	H	VCU	59 54	33	H	Dayton	59 66				
				256	A	St. Bonaventure	79 57	84	H	Fordham	38 43				

Non-Div I Games:

Ri chmond



Average RPI Win: 294	WON-LOST RECORD	WINNING PCT. RANK	LAST 10 GAMES	STRENGTH OF SCHEDULE	OPP. STRENGTH OF SCHEDULE	TEAM RPI	ADJ. RPI	CONF. RPI	ADJ CONF. RPI
Average RPI Loss: 175									
DIV. I ONLY	14- 16	200	6- 4	318	305	255	255	28	28
DIV. I NON-CONF.	3- 8	268	0- 0	282	280	287	287	25	25
-----									
TOTALS	RPI 1-25	RPI 26-50	W-L RECORDS	RPI 51-100	RPI 101-999	RPI 201+			
14- 16	0- 0	0- 2	OVERALL	0- 2	14- 12	14- 6			
6- 7	0- 0	0- 1	HOME	0- 1	6- 5	6- 2			
7- 8	0- 0	0- 1	AWAY	0- 1	7- 6	7- 4			
1- 1	0- 0	0- 0	NEUTRAL	0- 0	1- 1	1- 0			
3- 8	0- 0	0- 0	NON-CONFERENCE	0- 2	3- 6	3- 3			
1- 3	0- 0	0- 0	HOME	0- 1	1- 2	1- 1			
2- 4	0- 0	0- 0	AWAY	0- 1	2- 3	2- 2			
0- 1	0- 0	0- 0	NEUTRAL	0- 0	0- 1	0- 0			
11- 8	0- 0	0- 2	CONFERENCE	0- 0	11- 6	11- 3			
5- 4	0- 0	0- 1	HOME	0- 0	5- 3	5- 1			
5- 4	0- 0	0- 1	AWAY	0- 0	5- 3	5- 2			
1- 0	0- 0	0- 0	NEUTRAL	0- 0	1- 0	1- 0			

R  
i  
d  
e  
rR  
i  
d  
e  
r

RPI 1-25				RPI 26-50				RPI 51-100				RPI 101+ Team's RPI: 255			
RPI	S	Opponent	Score	RPI	S	Opponent	Score	RPI	S	Opponent	Score	RPI	S	Opponent	Score
41	A	Quinnipiac	66 73	77	A	Navy	44 63	123	A	Seton Hall	49 85				
41	H	Quinnipiac	59 80	89	H	Bucknell	71 76	157	H	Binghamton	54 76				
								167	A	Marist	67 68				
								167	H	Marist	69 80				
								189	H	Siena	67 71				
								194	N	East Carolina	63 66				
								231	A	Niagara	61 69				
								231	H	Niagara	65 58				
								235	H	Holy Cross	56 83				
								240	A	Lafayette	45 60				
								244	A	La Salle	76 55				
								262	A	Manhattan	53 50				
								262	H	Manhattan	67 51				
								269	A	Fairfield	61 45				
								269	H	Fairfield	57 68				
								269	N	Fairfield	71 64				
								284	A	Monmouth	56 63				
								286	A	Canisius	62 54				
								286	H	Canisius	70 54				
								289	H	Vermont	64 49				
								297	A	Mt. St. Mary's	78 82				
								338	A	NJIT	79 64				
								340	A	Iona	62 49				
								340	H	Iona	80 53				
								347	A	Saint Peter's	57 52				
								347	H	Saint Peter's	62 52				
LAST 12 Division I GAMES:															
269	N	Fairfield	71 64	347	H	Saint Peter's	62 52								
262	A	Manhattan	53 50	284	A	Monmouth	56 63								
41	H	Quinnipiac	59 80	262	H	Manhattan	67 51								
286	A	Canisius	62 54	269	H	Fairfield	57 68								
231	A	Niagara	61 69	340	A	Iona	62 49								
340	H	Iona	80 53	167	A	Marist	67 68								

Non-Div I Games:

Ri der



Average RPI Win:	263	WON-LOST	WINNING	LAST 10	STRENGTH OF	OPP. STRENGTH	TEAM	ADJ.	CONF.	ADJ CONF.
Average RPI Loss:	156	RECORD	PCT. RANK	GAMES	SCHEDULE	OF SCHEDULE	RPI	RPI	RPI	RPI
DIV. I ONLY	21- 6	36	8- 2	329	273	134	134	29	29	
DIV. I NON-CONF.	6- 4	122	0- 0	307	116	207	207	29	29	
-----										
TOTALS	RPI 1-25	RPI 26-50	W-L RECORDS	RPI 51-100	RPI 101-999	RPI 201+				
21- 6	0- 0	0- 0	OVERALL	0- 1	21- 5	18- 2				
11- 2	0- 0	0- 0	HOME	0- 0	11- 2	9- 1				
10- 3	0- 0	0- 0	AWAY	0- 1	10- 2	9- 1				
0- 1	0- 0	0- 0	NEUTRAL	0- 0	0- 1	0- 0				
6- 4	0- 0	0- 0	NON-CONFERENCE	0- 1	6- 3	4- 1				
3- 2	0- 0	0- 0	HOME	0- 0	3- 2	2- 1				
3- 1	0- 0	0- 0	AWAY	0- 1	3- 0	2- 0				
0- 1	0- 0	0- 0	NEUTRAL	0- 0	0- 1	0- 0				
15- 2	0- 0	0- 0	CONFERENCE	0- 0	15- 2	14- 1				
8- 0	0- 0	0- 0	HOME	0- 0	8- 0	7- 0				
7- 2	0- 0	0- 0	AWAY	0- 0	7- 2	7- 1				
0- 0	0- 0	0- 0	NEUTRAL	0- 0	0- 0	0- 0				

RPI 1-25				RPI 26-50				RPI 51-100				RPI 101+				Team's RPI: 134	
RPI	S	Opponent	Score	RPI	S	Opponent	Score	RPI	S	Opponent	Score	RPI	S	Opponent	Score		
								65	A	Michigan St.	58	100	113	A	Saint Francis (PA)	47	68
												113	H	Saint Francis (PA)	63	62	
												127	N	San Francisco	45	57	
												139	A	Cal Poly	66	50	
												154	H	Youngstown St.	84	52	
												162	H	Kent St.	31	46	
												202	H	Bowling Green	62	64	
												240	H	Lafayette	63	42	
												252	A	Northern Ky.	59	50	
												257	A	Sacred Heart	91	57	
												257	H	Sacred Heart	60	49	
												266	A	St. Francis Brooklyn	47	49	
												266	H	St. Francis Brooklyn	59	36	
												274	A	LIU Brooklyn	55	44	
												274	H	LIU Brooklyn	60	53	
												284	H	Monmouth	56	38	
												285	A	Fairleigh Dickinson	77	68	
												285	H	Fairleigh Dickinson	62	49	
												288	A	Central Conn. St.	67	51	
												288	H	Central Conn. St.	66	47	
												293	A	Bryant	67	61	
												293	H	Bryant	72	49	
												297	A	Mt. St. Mary's	77	68	
												330	A	Wagner	58	52	
												330	H	Wagner	49	46	
												332	A	Delaware St.	65	42	
LAST 12 Division I GAMES:																	
				330	H	Wagner	49	46				274	A	LIU Brooklyn	55	44	
				288	A	Central Conn. St.	67	51				113	A	Saint Francis (PA)	47	68	
				293	A	Bryant	67	61				288	H	Central Conn. St.	66	47	
				257	H	Sacred Heart	60	49				293	H	Bryant	72	49	
				285	H	Fairleigh Dickinson	62	49				297	A	Mt. St. Mary's	77	68	
				266	A	St. Francis Brooklyn	47	49				330	A	Wagner	58	52	

Non-Div I Games: Clarion 67 60

Robert Morris



Average RPI Win: 107

Average RPI Loss: 52

WON-LOST  
RECORDWINNING  
PCT. RANKLAST 10  
GAMESSTRENGTH OF  
SCHEDULEOPP. STRENGTH  
OF SCHEDULETEAM  
RPIADJ.  
RPICONF.  
RPIADJ CONF.  
RPIDIV. I ONLY  
DIV. I NON-CONF.20- 12  
12- 2103  
213- 7  
0- 014  
349  
2238  
1438  
143  
43  
4

TOTALS

RPI 1-25

RPI 26-50

W-L RECORDS

RPI 51-100

RPI 101-999

RPI 201+

20- 12

1- 6

4- 0

OVERALL

6- 4

9- 2

3- 0

13- 3

1- 2

4- 0

HOME

3- 1

5- 0

2- 0

5- 6

0- 2

0- 0

AWAY

2- 3

3- 1

1- 0

2- 3

0- 2

0- 0

NEUTRAL

1- 0

1- 1

0- 0

12- 2

1- 1

2- 0

NON-CONFERENCE

2- 0

7- 1

1- 0

8- 0

1- 0

2- 0

HOME

1- 0

4- 0

1- 0

3- 0

0- 0

0- 0

AWAY

1- 0

2- 0

0- 0

1- 2

0- 1

0- 0

NEUTRAL

0- 0

1- 1

0- 0

8- 10

0- 5

2- 0

CONFERENCE

4- 4

2- 1

2- 0

5- 3

0- 2

2- 0

HOME

2- 1

1- 0

1- 0

2- 6

0- 2

0- 0

AWAY

1- 3

1- 1

1- 0

1- 1

0- 1

0- 0

NEUTRAL

1- 0

0- 0

0- 0

RPI 1-25

RPI 26-50

Team's RPI: 38

RPI 51-100

RPI 101+

RPI	S	Opponent	Score
6	A	Ohio St.	68 90
6	N	Ohio St.	57 82
12	N	South Carolina	68 78
16	A	Maryland	60 88
16	H	Maryland	54 72
17	H	NC State	57 53
21	H	Iowa	67 77

RPI	S	Opponent	Score
29	H	Princeton	70 50
30	H	Virginia	52 43
39	H	Michigan	63 56
40	H	Minnesota	80 70

RPI	S	Opponent	Score
55	A	Indiana	58 64
59	H	Nebraska	42 52
61	A	Purdue	33 47
61	H	Purdue	58 50
61	N	Purdue	62 60
63	A	James Madison	76 63
65	A	Michigan St.	61 58
69	H	Houston	75 57
92	A	Penn St.	67 70
92	H	Penn St.	70 65

RPI	S	Opponent	Score
104	N	Western Mich.	75 64
106	H	Wake Forest	65 51
111	N	Washington St.	60 63
123	H	Seton Hall	70 45
153	A	Charlotte	77 54
173	A	Northwestern	50 63
179	A	Temple	84 67
189	H	Siena	59 47
203	A	Wisconsin	63 50
234	H	Illinois	76 37
285	H	Fairleigh Dickinson	101 35

LAST 12 Division I GAMES:

6	N	Ohio St.	57 82	6	A	Ohio St.	68 90
61	N	Purdue	62 60	39	H	Michigan	63 56
173	A	Northwestern	50 63	16	A	Maryland	60 88
21	H	Iowa	67 77	55	A	Indiana	58 64
203	A	Wisconsin	63 50	59	H	Nebraska	42 52
16	H	Maryland	54 72	92	A	Penn St.	67 70

Non-Div I Games:

Rutgers



S  
F  
AS  
F  
A

SFA

Page 241



S  
I  
U  
E

SIUE				Through Games Of March 3, 2018						
Average RPI Win:	252	WON-LOST	WINNING	LAST 10	STRENGTH OF	OPP. STRENGTH	TEAM	ADJ.	CONF.	ADJ CONF.
Average RPI Loss:	139	RECORD	PCT. RANK	GAMES	SCHEDULE	OF SCHEDULE	RPI	RPI	RPI	RPI
DIV. I ONLY	17- 14	149	6- 4	186	250	161	161	25	25	
DIV. I NON-CONF.	3- 8	268	0- 0	79	86	216	216	27	27	
-----										
TOTALS	RPI 1-25	RPI 26-50	W-L RECORDS	RPI 51-100	RPI 101-999	RPI 201+				
17- 14	0- 2	0- 0	OVERALL	0- 4	17- 8	12- 4				
10- 4	0- 1	0- 0	HOME	0- 1	10- 2	7- 0				
6- 8	0- 1	0- 0	AWAY	0- 3	6- 4	4- 3				
1- 2	0- 0	0- 0	NEUTRAL	0- 0	1- 2	1- 1				
3- 8	0- 2	0- 0	NON-CONFERENCE	0- 2	3- 4	1- 2				
2- 3	0- 1	0- 0	HOME	0- 0	2- 2	1- 0				
1- 4	0- 1	0- 0	AWAY	0- 2	1- 1	0- 1				
0- 1	0- 0	0- 0	NEUTRAL	0- 0	0- 1	0- 1				
14- 6	0- 0	0- 0	CONFERENCE	0- 2	14- 4	11- 2				
8- 1	0- 0	0- 0	HOME	0- 1	8- 0	6- 0				
5- 4	0- 0	0- 0	AWAY	0- 1	5- 3	4- 2				
1- 1	0- 0	0- 0	NEUTRAL	0- 0	1- 1	1- 0				

S  
I  
U  
E

RPI 1-25				RPI 26-50				RPI 51-100				RPI 101+ Team's RPI: 161			
RPI	S	Opponent	Score	RPI	S	Opponent	Score	RPI	S	Opponent	Score	RPI	S	Opponent	Score
20	H	Central Mich.	56 94					52	A	FGCU	49 66	121	H	Saint Louis	79 72
22	A	Missouri	48 78					58	A	Bel mont	64 86	132	H	Northern Ill.	75 86
								58	H	Bel mont	55 72	155	A	UT Martin	64 72
								59	A	Nebraska	53 62	155	H	UT Martin	73 70
												155	N	UT Martin	67 69
												160	H	Jacksonville St.	65 41
												170	A	Southern Ill.	57 53
												192	A	Morehead St.	66 51
												199	H	Stetson	61 65
												218	N	Akron	58 59
												233	A	Southeast Mo. St.	62 72
												233	H	Southeast Mo. St.	65 57
												237	A	Illinois St.	47 62
												248	A	Austin Peay	61 38
												248	H	Austin Peay	67 55
												248	N	Austin Peay	76 43
												291	H	Air Force	76 40
												294	A	Murray St.	75 70
												294	H	Murray St.	77 68
												312	H	Tennessee Tech	65 58
												314	A	Eastern Ky.	62 60
												328	A	Tennessee St.	88 76
												328	H	Tennessee St.	74 63
												345	A	Eastern Ill.	72 76
												345	H	Eastern Ill.	62 52
-----															
LAST 12 Division I GAMES:															
				155	N	UT Martin	67 69	294	H	Murray St.	77 68				
				248	N	Austin Peay	76 43	345	H	Eastern Ill.	62 52				
				345	A	Eastern Ill.	72 76	160	H	Jacksonville St.	65 41				
				248	H	Austin Peay	67 55	312	H	Tennessee Tech	65 58				
				233	A	Southeast Mo. St.	62 72	58	A	Bel mont	64 86				
				155	A	UT Martin	64 72	328	A	Tennessee St.	88 76				

Non-Div I Games:

SIUE



SMU

S  
M  
U

SMU



Average RPI Win:	229	WON-LOST	WINNING	LAST 10	STRENGTH OF	OPP. STRENGTH	TEAM	ADJ.	CONF.	ADJ CONF.
Average RPI Loss:	139	RECORD	PCT. RANK	GAMES	SCHEDULE	OF SCHEDULE	RPI	RPI	RPI	RPI
DIV. I ONLY	6- 22	313	4- 6	113	181	267	267	19	19	
DIV. I NON-CONF.	1- 9	318	0- 0	75	58	252	252	13	13	
-----										
TOTALS	RPI 1-25	RPI 26-50	W-L RECORDS	RPI 51-100	RPI 101-999	RPI 201+				
6- 22	0- 0	0- 2	OVERALL	0- 4	6- 16	4- 4				
4- 5	0- 0	0- 0	HOME	0- 0	4- 5	3- 1				
1- 15	0- 0	0- 1	AWAY	0- 4	1- 10	0- 3				
1- 2	0- 0	0- 1	NEUTRAL	0- 0	1- 1	1- 0				
1- 9	0- 0	0- 1	NON-CONFERENCE	0- 4	1- 4	1- 1				
0- 0	0- 0	0- 0	HOME	0- 0	0- 0	0- 0				
0- 7	0- 0	0- 0	AWAY	0- 4	0- 3	0- 1				
1- 2	0- 0	0- 1	NEUTRAL	0- 0	1- 1	1- 0				
5- 13	0- 0	0- 1	CONFERENCE	0- 0	5- 12	3- 3				
4- 5	0- 0	0- 0	HOME	0- 0	4- 5	3- 1				
1- 8	0- 0	0- 1	AWAY	0- 0	1- 7	0- 2				
0- 0	0- 0	0- 0	NEUTRAL	0- 0	0- 0	0- 0				

RPI	S	Opponent	Score	RPI	S	Opponent	Score	RPI	S	Opponent	Score	RPI	S	Opponent	Score	Team's RPI: 267
37	A	Northern Colo.	68 90	53	A	Arizona St.	58 106	127	A	San Francisco	76 90					
48	N	Miami (FL)	56 82	61	A	West Virginia	47 101	128	A	Portland St.	73 74					
				66	A	UC Davis	72 79	128	H	Portland St.	72 81					
				86	A	Kentucky	70 101	132	N	Northern Ill.	75 84					
								142	A	Eastern Wash.	76 83					
								142	H	Eastern Wash.	72 83					
								147	A	Weber St.	73 86					
								147	H	Weber St.	56 78					
								148	A	Idaho St.	71 83					
								148	H	Idaho St.	71 85					
								150	A	Idaho	66 101					
								150	H	Idaho	79 64					
								192	A	Morehead St.	71 75					
								193	A	North Dakota	72 66					
								206	A	Nevada	68 95					
								213	A	Montana St.	50 85					
								213	H	Montana St.	88 77					
								241	A	Montana	59 68					
								241	H	Montana	79 64					
								247	N	UC Riverside	99 72					
								307	H	Northern Ari z.	90 95					
								329	H	Southern Utah	79 77					
-----																
LAST 12 Division I GAMES:																
37	A	Northern Colo.	68 90	241	H	Montana	79 64									
193	A	North Dakota	72 66	213	H	Montana St.	88 77									
329	H	Southern Utah	79 77	150	A	Idaho	66 101									
307	H	Northern Ari z.	90 95	142	A	Eastern Wash.	76 83									
147	A	Weber St.	73 86	128	H	Portland St.	72 81									
148	A	Idaho St.	71 83	148	H	Idaho St.	71 85									

Non-Div I Games: Antelope Valley 95 62

Sacramento St.



## Sacred Heart

Through Games Of March 3, 2018

Average RPI Win:	266	WON-LOST	WINNING	LAST 10	STRENGTH OF	OPP. STRENGTH	TEAM	ADJ.	CONF.	ADJ CONF.
Average RPI Loss:	201	RECORD	PCT. RANK	GAMES	SCHEDULE	OF SCHEDULE	RPI	RPI	RPI	RPI
DIV. I ONLY	12- 16	216	6- 4	287	314	257	257	29	29	
DIV. I NON-CONF.	4- 7	226	0- 0	222	273	248	248	29	29	
-----										
TOTALS	RPI 1-25	RPI 26-50	W-L RECORDS	RPI 51-100	RPI 101-999	RPI 201+				
12- 16	0- 1	0- 0	OVERALL	0- 1	12- 14	10- 8				
7- 6	0- 0	0- 0	HOME	0- 0	7- 6	6- 3				
5- 10	0- 1	0- 0	AWAY	0- 1	5- 8	4- 5				
0- 0	0- 0	0- 0	NEUTRAL	0- 0	0- 0	0- 0				
4- 7	0- 1	0- 0	NON-CONFERENCE	0- 1	4- 5	3- 2				
3- 2	0- 0	0- 0	HOME	0- 0	3- 2	2- 1				
1- 5	0- 1	0- 0	AWAY	0- 1	1- 3	1- 1				
0- 0	0- 0	0- 0	NEUTRAL	0- 0	0- 0	0- 0				
8- 9	0- 0	0- 0	CONFERENCE	0- 0	8- 9	7- 6				
4- 4	0- 0	0- 0	HOME	0- 0	4- 4	4- 2				
4- 5	0- 0	0- 0	AWAY	0- 0	4- 5	3- 4				
0- 0	0- 0	0- 0	NEUTRAL	0- 0	0- 0	0- 0				

RPI 1-25				RPI 26-50				RPI 51-100				RPI 101+ Team's RPI: 257			
RPI	S	Opponent	Score	RPI	S	Opponent	Score	RPI	S	Opponent	Score	RPI	S	Opponent	Score
8	A	Florida St.	52 101					51	A	Harvard	62 70	113	A	Saint Francis (PA)	69 68
												113	H	Saint Francis (PA)	48 89
												134	A	Robert Morris	49 60
												134	H	Robert Morris	57 91
												168	A	Brown	77 102
												175	H	New Hampshire	47 74
												189	A	Siena	57 62
												197	H	Lehigh	65 55
												215	H	Providence	78 75
												243	H	Hofstra	81 86
												262	H	Manhattan	65 61
												266	A	St. Francis Brooklyn	48 63
												266	H	St. Francis Brooklyn	66 60
												274	A	LIU Brooklyn	50 46
												274	H	LIU Brooklyn	63 43
												284	A	Monmouth	64 69
												285	A	Fairleigh Dickinson	59 69
												288	A	Central Conn. St.	59 69
												288	H	Central Conn. St.	71 73
												293	A	Bryant	56 60
												293	H	Bryant	73 81
												297	A	Mt. St. Mary's	82 52
												297	H	Mt. St. Mary's	56 44
												330	A	Wagner	72 55
												330	H	Wagner	61 49
												339	A	Florida A&M	73 68
LAST 12 Division I GAMES:															
274	H	LIU Brooklyn	63 43	293	A	Bryant	56 60	288	H	Central Conn. St.	71 73				
266	H	St. Francis Brooklyn	66 60	266	A	St. Francis Brooklyn	48 63	274	A	LIU Brooklyn	50 46				
134	A	Robert Morris	49 60	285	A	Fairleigh Dickinson	59 69	293	H	Bryant	73 81				
113	A	Saint Francis (PA)	69 68												
297	H	Mt. St. Mary's	56 44												
330	H	Wagner	61 49												

Non-Div I Games:

Sacred Heart

Loss, 
Non-Conf, 
S Site, 
H Home
A Away 
N Neutral



Average RPI		Win: 263	WON-LOST RECORD	WINNING PCT. RANK	LAST 10 GAMES	STRENGTH OF SCHEDULE	OPP. STRENGTH OF SCHEDULE	TEAM RPI	ADJ. RPI	CONF. RPI	ADJ CONF. RPI
Loss: 144											
DIV. I ONLY			19- 9	74	9- 1	240	284	113	113	29	29
DIV. I NON-CONF.			4- 7	226	0- 0	161	120	182	182	29	29
TOTALS		RPI 1-25		RPI 26-50		W-L RECORDS		RPI 51-100		RPI 101-999	RPI 201+
19- 9	0- 0			0- 1		OVERALL		0- 2		19- 6	16- 3
8- 2	0- 0			0- 0		HOME		0- 0		8- 2	6- 1
10- 6	0- 0			0- 1		AWAY		0- 2		10- 2	9- 0
1- 1	0- 0			0- 0		NEUTRAL		0- 0		1- 1	1- 1
4- 7	0- 0			0- 1		NON-CONFERENCE		0- 2		4- 4	2- 2
1- 1	0- 0			0- 0		HOME		0- 0		1- 1	0- 0
2- 5	0- 0			0- 1		AWAY		0- 2		2- 2	1- 1
1- 1	0- 0			0- 0		NEUTRAL		0- 0		1- 1	1- 1
15- 2	0- 0			0- 0		CONFERENCE		0- 0		15- 2	14- 1
7- 1	0- 0			0- 0		HOME		0- 0		7- 1	6- 1
8- 1	0- 0			0- 0		AWAY		0- 0		8- 1	8- 0
0- 0	0- 0			0- 0		NEUTRAL		0- 0		0- 0	0- 0

RPI 1-25				RPI 26-50				RPI 51-100				RPI 101+				Team's RPI: 113	
RPI	S	Opponent	Score	RPI	S	Opponent	Score	RPI	S	Opponent	Score	RPI	S	Opponent	Score		
				36	A	Gonzaga	74 97					114	A	Cincinnati	77 73		
								73	A	Tol edo	66 74	133	A	Boise St.	59 87		
								74	A	Duquesne	68 87	134	A	Robert Morris	62 63		
												134	H	Robert Morris	68 47		
												151	H	William & Mary	86 92		
												154	H	Youngstown St.	79 65		
												208	A	Col umbia	81 94		
												233	N	Southeast Mo. St.	50 82		
												257	A	Sacred Heart	89 48		
												257	H	Sacred Heart	68 69		
												266	A	St. Francis Brooklyn	94 71		
												266	H	St. Francis Brooklyn	90 75		
												274	A	LIU Brooklyn	85 54		
												274	H	LIU Brooklyn	101 71		
												283	N	Old Domini on	79 68		
												285	A	Fai rlei gh Dickin son	80 56		
												285	H	Fai rlei gh Dickin son	80 61		
												288	A	Central Conn. St.	85 75		
												288	H	Central Conn. St.	87 59		
												293	A	Bryant	94 78		
												293	H	Bryant	87 69		
												297	A	Mt. St. Mary's	79 69		
												297	H	Mt. St. Mary's	92 88		
												318	A	Portl and	106 101		
												330	A	Wagner	79 76		
				LAST 12 Division I GAMES:													
				297	A	Mt. St. Mary's	79 69	266	A	St. Francis Brooklyn	94 71						
				293	A	Bryant	94 78	134	H	Robert Morris	68 47						
				288	A	Central Conn. St.	85 75	293	H	Bryant	87 69						
				285	H	Fai rlei gh Di ckin son	80 61	288	H	Central Conn. St.	87 59						
				257	H	Sacred Heart	68 69	330	A	Wagner	79 76						
				274	A	LIU Brooklyn	85 54	297	H	Mt. St. Mary's	92 88						

Non-Div I Games: Seton Hill 103 71

Saint Francis (PA)

Loss, Non-Conf, S Site, H Home A Away N Neutral



Average RPI Win:	207	WON-LOST	WINNING	LAST 10	STRENGTH OF	OPP. STRENGTH	TEAM	ADJ.	CONF.	ADJ CONF.
Average RPI Loss:	114	RECORD	PCT. RANK	GAMES	SCHEDULE	OF SCHEDULE	RPI	RPI	RPI	RPI
DIV. I ONLY	18- 13	121	8- 2	162	128	131	131	12	12	
DIV. I NON-CONF.	5- 7	212	0- 0	139	141	161	161	10	10	
-----										
TOTALS	RPI 1-25	RPI 26-50	W-L RECORDS	RPI 51-100	RPI 101-999	RPI 201+				
18- 13	0- 0	0- 4	OVERALL	5- 3	13- 6	10- 2				
7- 6	0- 0	0- 2	HOME	0- 3	7- 1	6- 0				
9- 6	0- 0	0- 1	AWAY	4- 0	5- 5	4- 2				
2- 1	0- 0	0- 1	NEUTRAL	1- 0	1- 0	0- 0				
5- 7	0- 0	0- 3	NON-CONFERENCE	2- 1	3- 3	3- 1				
2- 2	0- 0	0- 1	HOME	0- 1	2- 0	2- 0				
3- 4	0- 0	0- 1	AWAY	2- 0	1- 3	1- 1				
0- 1	0- 0	0- 1	NEUTRAL	0- 0	0- 0	0- 0				
13- 6	0- 0	0- 1	CONFERENCE	3- 2	10- 3	7- 1				
5- 4	0- 0	0- 1	HOME	0- 2	5- 1	4- 0				
6- 2	0- 0	0- 0	AWAY	2- 0	4- 2	3- 1				
2- 0	0- 0	0- 0	NEUTRAL	1- 0	1- 0	0- 0				

RPI	S	Opponent	Score	RPI	S	Opponent	Score	RPI	S	Opponent	Score	RPI	S	Opponent	Score	Team's RPI: 131
26	A	Villanova	44 79	60	H	Penn	50 57	109	H	George Mason	57 65	121	A	Saint Louis	73 96	
29	N	Princeton	54 63	63	A	James Madison	73 66	121	N	Saint Louis	58 49	174	A	Florida	51 71	
33	H	Dayton	59 65	74	A	Duquesne	69 50	174	A	Temple	66 69	187	A	Davidson	64 62	
45	H	Drexel	58 65	74	H	Duquesne	42 61	196	H	Richmond	81 72	231	A	Niagara	93 69	
				84	A	Fordham	52 50	244	A	La Salle	75 64	244	H	La Salle	70 49	
				84	N	Fordham	52 49	256	A	St. Bonaventure	70 64	270	A	Towson	66 90	
				85	H	George Washington	46 49	275	A	Massachusetts	84 79	280	A	VCU	54 56	
				89	A	Bucknell	77 53	280	H	VCU	72 63	280	H	VCU	79 41	
LAST 12 Division I GAMES:																
121	N	Saint Louis	58 49	187	A	Davidson	64 62	334	H	Rhode Island	64 46	345	H	Eastern Ill.	80 62	
84	N	Fordham	52 49	74	A	Duquesne	69 50	280	A	VCU	54 56	347	H	Saint Peter's	87 58	
280	H	VCU	72 63	109	H	George Mason	57 65									
84	A	Fordham	52 50	244	A	La Salle	75 64									
85	H	George Washington	46 49													
244	H	La Salle	70 49													

Non-Div I Games:

Saint Joseph's



## Saint Louis

Through Games Of March 3, 2018

Average RPI Win:	178	WON-LOST	WINNING	LAST 10	STRENGTH OF	OPP. STRENGTH	TEAM	ADJ.	CONF.	ADJ CONF.
Average RPI Loss:	112	RECORD	PCT. RANK	GAMES	SCHEDULE	OF SCHEDULE	RPI	RPI	RPI	RPI
DIV. I ONLY	17- 15	164	5- 5	93	102	121	121	12	12	
DIV. I NON-CONF.	6- 7	184	0- 0	140	29	153	153	10	10	
-----										
TOTALS	RPI 1-25	RPI 26-50	W-L RECORDS	RPI 51-100	RPI 101-999	RPI 201+				
17- 15	0- 2	1- 2	OVERALL	4- 3	12- 8	7- 2				
10- 4	0- 0	1- 0	HOME	2- 2	7- 2	5- 0				
4- 9	0- 1	0- 1	AWAY	1- 1	3- 1	2- 0				
3- 2	0- 0	0- 1	NEUTRAL	1- 0	2- 1	0- 0				
6- 7	0- 2	0- 1	NON-CONFERENCE	1- 0	5- 4	3- 0				
3- 2	0- 0	0- 0	HOME	1- 0	2- 2	2- 0				
1- 4	0- 2	0- 0	AWAY	0- 0	1- 2	1- 0				
2- 1	0- 0	0- 1	NEUTRAL	0- 0	2- 0	0- 0				
11- 8	0- 0	1- 1	CONFERENCE	3- 3	7- 4	4- 2				
7- 2	0- 0	1- 0	HOME	1- 2	5- 0	3- 0				
3- 5	0- 0	0- 1	AWAY	1- 1	2- 3	1- 2				
1- 1	0- 0	0- 0	NEUTRAL	1- 0	0- 1	0- 0				

RPI 1-25				RPI 26-50				RPI 51-100				RPI 101+ Team's RPI: 121			
RPI	S	Opponent	Score	RPI	S	Opponent	Score	RPI	S	Opponent	Score	RPI	S	Opponent	Score
22	A	Missouri	58 70	28	N	LSU	59 71	74	H	Duquesne	66 76	109	A	George Mason	72 81
23	A	DePaul	78 86	33	A	Dayton	76 101	74	N	Duquesne	71 65	111	A	Washington St.	63 85
				33	H	Dayton	85 72	84	A	Fordham	63 66	116	N	Cleveland St.	80 64
								84	H	Fordham	91 85	131	H	Saint Joseph's	96 73
								85	A	George Washington	72 69	131	N	Saint Joseph's	49 58
								85	H	George Washington	58 71	144	H	Loyola Marymount	60 62
								95	H	Little Rock	48 45	149	H	Vanderbilt	69 74
												159	N	Ole Miss	79 64
												161	A	SIUE	72 79
												187	H	Davidson	88 72
												196	A	Richmond	79 61
												205	H	Tulsa	77 66
												244	A	La Salle	76 87
												256	H	St. Bonaventure	78 55
												260	A	Indiana St.	60 59
												261	H	Lipscomb	101 57
												275	H	Massachusetts	64 63
												275	H	Massachusetts	70 64
												280	A	VCU	84 88
												334	A	Rhode Island	70 66
-----															
LAST 12 Division I GAMES:															
131	N	Saint Joseph's	49 58	74	H	Duquesne	66 76	334	A	Rhode Island	70 66	244	A	La Salle	76 87
74	N	Duquesne	71 65	275	H	Massachusetts	70 64	187	H	Davidson	88 72	84	H	Fordham	91 85
33	H	Dayton	85 72	84	A	VCU	84 88	85	A	George Washington	72 69				
280	A	VCU	84 88												
85	H	George Washington	58 71												

Non-Div I Games:

Saint Louis

Loss, 
Non-Conf, 
S Site, 
H Home
A Away
N Neutral



## Saint Mary's (CA)

Through Games Of March 3, 2018

Average RPI Win:	172	WON-LOST	WINNING	LAST 10	STRENGTH OF	OPP. STRENGTH	TEAM	ADJ.	CONF.	ADJ CONF.
Average RPI Loss:	125	RECORD	PCT. RANK	GAMES	SCHEDULE	OF SCHEDULE	RPI	RPI	RPI	RPI
DIV. I ONLY	20- 10	84	7- 3	111	110	80	80	14	14	
DIV. I NON-CONF.	7- 4	102	0- 0	42	47	55	55	12	12	
-----										
TOTALS	RPI 1-25	RPI 26-50	W-L RECORDS	RPI 51-100	RPI 101-999	RPI 201+				
20- 10	0- 0	1- 2	OVERALL	1- 2	18- 6	5- 1				
11- 3	0- 0	0- 1	HOME	1- 1	10- 1	3- 0				
7- 6	0- 0	1- 1	AWAY	0- 1	6- 4	2- 1				
2- 1	0- 0	0- 0	NEUTRAL	0- 0	2- 1	0- 0				
7- 4	0- 0	0- 1	NON-CONFERENCE	1- 2	6- 1	0- 0				
4- 1	0- 0	0- 0	HOME	1- 1	3- 0	0- 0				
1- 3	0- 0	0- 1	AWAY	0- 1	1- 1	0- 0				
2- 0	0- 0	0- 0	NEUTRAL	0- 0	2- 0	0- 0				
13- 6	0- 0	1- 1	CONFERENCE	0- 0	12- 5	5- 1				
7- 2	0- 0	0- 1	HOME	0- 0	7- 1	3- 0				
6- 3	0- 0	1- 0	AWAY	0- 0	5- 3	2- 1				
0- 1	0- 0	0- 0	NEUTRAL	0- 0	0- 1	0- 0				

RPI 1-25				RPI 26-50				RPI 51-100				Team's RPI : 80				RPI 101+			
RPI	S	Opponent	Score	RPI	S	Opponent	Score	RPI	S	Opponent	Score	RPI	S	Opponent	Score	RPI	S	Opponent	Score
				36	A	Gonzaga	72 56	55	H	Indiana	88 82	110	A	Utah	63 74				
				36	H	Gonzaga	65 73	61	A	Purdue	60 70	111	H	Washington St.	81 75				
				44	A	Cal i forni a	80 87	66	H	UC Davi s	50 74	127	A	San Franci sco	73 59				
												127	H	San Franci sco	72 64				
												133	A	Boi se St.	74 72				
												139	H	Cal Poly	82 64				
												142	N	Eastern Wash.	76 56				
												144	A	Loyol a Marymount	57 69				
												144	H	Loyol a Marymount	65 75				
												152	A	BYU	54 63				
												152	H	BYU	57 49				
												155	N	UT Martin	69 58				
												172	A	San Di ego	75 53				
												172	H	San Di ego	66 57				
												177	A	Paci fi c	70 69				
												177	H	Paci fi c	96 88				
												177	N	Paci fi c	73 77				
												200	H	UC Santa Barbara	89 59				
												236	A	Pepperdi ne	82 75				
												236	H	Pepperdi ne	75 62				
												290	A	Santa Clara	72 51				
												290	H	Santa Clara	59 46				
												318	A	Portl and	65 68				
												318	H	Portl and	77 49				
LAST 12 Division I GAMES:																			
				177	N	Paci fi c	73 77	144	H	Loyol a Marymount	65 75								
				290	A	Santa Clara	72 51	172	H	San Di ego	66 57								
				236	A	Pepperdi ne	82 75	127	A	San Franci sco	73 59								
				318	H	Portl and	77 49	318	A	Portl and	65 68								
				127	H	San Franci sco	72 64	152	A	BYU	54 63								
				36	A	Gonzaga	72 56	177	H	Paci fi c	96 88								

Non-Div I Games:

Saint Mary's (CA)

Loss, 
Non-Conf, 
S Site, 
H Home
A Away 
N Neutral



## Saint Peter's

Through Games Of March 3, 2018

Average RPI Win:	245	WON-LOST	WINNING	LAST 10	STRENGTH OF	OPP. STRENGTH	TEAM	ADJ.	CONF.	ADJ CONF.
Average RPI Loss:	239	RECORD	PCT. RANK	GAMES	SCHEDULE	OF SCHEDULE	RPI	RPI	RPI	RPI
DIV. I ONLY	4- 26	330	0- 10	342	321	347	347	28	28	
DIV. I NON-CONF.	3- 8	268	0- 0	309	342	316	316	25	25	
-----										
TOTALS	RPI 1-25	RPI 26-50	W-L RECORDS	RPI 51-100	RPI 101-999	RPI 201+				
4- 26	0- 0	0- 1	OVERALL	0- 0	4- 25	3- 19				
2- 11	0- 0	0- 0	HOME	0- 0	2- 11	2- 8				
1- 14	0- 0	0- 1	AWAY	0- 0	1- 12	1- 9				
1- 1	0- 0	0- 0	NEUTRAL	0- 0	1- 1	0- 1				
3- 8	0- 0	0- 0	NON-CONFERENCE	0- 0	3- 8	2- 5				
1- 3	0- 0	0- 0	HOME	0- 0	1- 3	1- 2				
1- 5	0- 0	0- 0	AWAY	0- 0	1- 5	1- 3				
1- 0	0- 0	0- 0	NEUTRAL	0- 0	1- 0	0- 0				
1- 18	0- 0	0- 1	CONFERENCE	0- 0	1- 17	1- 14				
1- 8	0- 0	0- 0	HOME	0- 0	1- 8	1- 6				
0- 9	0- 0	0- 1	AWAY	0- 0	0- 8	0- 7				
0- 1	0- 0	0- 0	NEUTRAL	0- 0	0- 1	0- 1				

RPI 1-25				RPI 26-50				RPI 51-100				RPI 101+				Team's RPI: 347
RPI	S	Opponent	Score	RPI	S	Opponent	Score	RPI	S	Opponent	Score	RPI	S	Opponent	Score	
				41	A	Quinnipiac	39 86					118	N	Delaware	90 87	
												123	A	Seton Hall	49 91	
												125	H	Yale	49 70	
												131	A	Saint Joseph's	58 87	
												167	H	Marist	53 86	
												189	A	Siena	36 70	
												189	H	Siena	59 62	
												231	A	Niagara	54 64	
												231	H	Niagara	52 87	
												231	N	Niagara	48 60	
												240	H	Lafayette	64 61	
												255	A	Rider	52 62	
												255	H	Rider	52 57	
												262	A	Manhattan	64 76	
												262	H	Manhattan	39 60	
												266	H	St. Francis Brooklyn	49 64	
												269	A	Fairfield	41 62	
												269	H	Fairfield	40 62	
												274	A	LIU Brooklyn	46 57	
												275	A	Massachusetts	65 81	
												284	A	Monmouth	44 51	
												284	H	Monmouth	67 47	
												285	A	Fairleigh Dickinson	59 69	
												286	A	Canisius	49 52	
												286	H	Canisius	53 66	
												338	A	NJIT	59 52	
												340	A	Iona	42 52	
												340	H	Iona	31 55	
												348	H	UMass Lowell	60 66	
-----																
LAST 12 Division I GAMES:																
				231	N	Niagara	48 60	286	A	Canisius	49 52					
				189	A	Siena	36 70	231	A	Niagara	54 64					
				262	H	Manhattan	39 60	189	H	Siena	59 62					
				269	H	Fairfield	40 62	340	A	Iona	42 52					
				340	H	Iona	31 55	284	H	Monmouth	67 47					
				255	A	Rider	52 62	231	H	Niagara	52 87					








































































Non-Div I Games:

Saint Peter's

■ Loss, 
 ■ Non-Conf, 
 ■ S Site, 
 ■ Home 
 ■ Away 
 N Neutral



Average RPI Win:	297	WON-LOST	WINNING	LAST 10	STRENGTH OF	OPP. STRENGTH	TEAM	ADJ.	CONF.	ADJ CONF.
Average RPI Loss:	194	RECORD	PCT. RANK	GAMES	SCHEDULE	OF SCHEDULE	RPI	RPI	RPI	RPI
DIV. I ONLY	2- 23	341	0- 10	164	341	335	335	26	26	
DIV. I NON-CONF.	1- 6	306	0- 0	44	344	273	273	26	26	
-----										
TOTALS	RPI 1-25	RPI 26-50	W-L RECORDS	RPI 51-100	RPI 101-999	RPI 201+				
2- 23	0- 0	0- 1	OVERALL	0- 2	2- 20	2- 13				
1- 12	0- 0	0- 0	HOME	0- 1	1- 11	1- 7				
1- 11	0- 0	0- 0	AWAY	0- 0	1- 2	1- 2				
0- 0	0- 0	0- 0	NEUTRAL	0- 0	0- 0	0- 0				
1- 6	0- 0	0- 1	NON-CONFERENCE	0- 0	1- 5	1- 2				
1- 3	0- 0	0- 0	HOME	0- 0	1- 3	1- 1				
0- 3	0- 0	0- 1	AWAY	0- 0	0- 2	0- 1				
0- 0	0- 0	0- 0	NEUTRAL	0- 0	0- 0	0- 0				
1- 17	0- 0	0- 0	CONFERENCE	0- 2	1- 15	1- 11				
0- 9	0- 0	0- 0	HOME	0- 1	0- 8	0- 6				
1- 8	0- 0	0- 0	AWAY	0- 1	1- 7	1- 5				
0- 0	0- 0	0- 0	NEUTRAL	0- 0	0- 0	0- 0				

RPI 1-25	RPI 26-50	RPI 51-100	RPI 101+	Team's RPI: 335
RPI S Opponent Score	RPI S Opponent Score	RPI S Opponent Score	RPI S Opponent Score	RPI S Opponent Score
	28  LSU	90  Lamar Uni versi ty	107  Rice	50  79
		90  Lamar Uni versi ty	115  SFA	53  75
			115  SFA	49  72
			126  Central Ark.	44  69
			126  Central Ark.	53  73
			137  Texas St.	41  73
			145  Arkansas	54  65
			207  Southern Miss.	38  58
			222  New Orleans	50  77
			223  Texas Southern	58  77
			226  A&M-Corpus Christi	48  62
			226  A&M-Corpus Christi	57  67
			229  Nicholls St.	65  70
			253  Abilene Christian	65  83
			253  Abilene Christian	72  75
			278  McNeese	63  66
			295  Jackson St.	74  68
			299  Southeastern La.	57  52
			310  Incarnate Word	49  56
			311  Houston Baptist	62  65
			311  Houston Baptist	61  69
			336  Northwestern St.	60  63
LAST 12 Division I GAMES:				
115  SFA	49  72	226  A&M-Corpus Christi	48  62	
126  Central Ark.	53  73	253  Abilene Christian	72  75	
222  New Orleans	50  77	278  McNeese	63  66	
311  Houston Baptist	62  65	115  SFA	53  75	
229  Nicholls St.	65  70	299  Southeastern La.	57  52	
90  Lamar Uni versi ty	44  68	90  Lamar Uni versi ty	44  91	

Non-Div I Games: Wiley 80 41 St. Thomas Houston 68 66

Sam Houston St.



Average RPI Win: 227

Average RPI Loss: 107

WON-LOST  
RECORDWINNING  
PCT. RANKLAST 10  
GAMESSTRENGTH OF  
SCHEDULEOPP. STRENGTH  
OF SCHEDULETEAM  
RPIADJ.  
RPICONF.  
RPIADJ CONF.  
RPIDIV. I ONLY  
DIV. I NON-CONF.14- 16  
7- 7200  
1705- 5  
0- 082  
62193  
186156  
124156  
12417  
1717  
17

## TOTALS

RPI 1-25

RPI 26-50

W-L RECORDS

RPI 51-100

RPI 101-999

RPI 201+

14- 16 0- 2

10- 4 0- 0

2- 10 0- 0

2- 2 0- 0

7- 7 0- 2

6- 1 0- 0

0- 5 0- 2

1- 1 0- 0

1- 3

1- 1

0- 0

0- 1

1- 0

1- 0

0- 0

0- 0

OVERALL

HOME

AWAY

NEUTRAL

NON-CONFERENCE

HOME

AWAY

NEUTRAL

CONFERENCE

HOME

AWAY

NEUTRAL

0- 2

0- 0

0- 0

0- 0

0- 2

0- 0

0- 2

0- 0

0- 0

0- 0

0- 0

0- 0

13- 9

9- 3

2- 0

2- 1

6- 3

5- 1

0- 1

1- 1

7- 6

4- 2

2- 4

1- 0

8- 1

6- 0

2- 0

0- 0

3- 0

3- 0

0- 0

0- 0

5- 1

3- 0

2- 1

0- 0

RPI 1-25

RPI 26-50

RPI 51-100

RPI 101+

Team's RPI: 156

RPI	S	Opponent	Score
8	A	Florida St.	62 87
21	A	Iowa	59 80

RPI	S	Opponent	Score
43	H	UCF	58 51
50	A	Mercer	45 48
50	H	Mercer	59 73
50	N	Mercer	44 81

RPI	S	Opponent	Score
58	A	Belmont	46 83
81	A	UAB	53 77

RPI	S	Opponent	Score
105	A	Chattanooga	58 68
105	H	Chattanooga	65 71
111	A	ETSU	48 76
111	H	ETSU	52 64
143	H	Colorado	60 71
145	A	Arkansas	63 84
176	N	UTEP	33 46
180	H	Troy	80 73
180	N	Troy	82 76
182	H	Hampton	66 61
190	A	Furman	41 45
190	H	Furman	62 58
190	N	Furman	59 58
207	H	Southern Miss.	61 56
217	A	UNCG	60 53
217	H	UNCG	56 48
302	A	Wofford	46 58
302	H	Wofford	81 77
308	A	Western Caro.	50 32
308	H	Western Caro.	62 54
316	H	Alabama St.	58 39
334	H	Rhode Island	67 37

## LAST 12 Division I GAMES:

50	N	Mercer	44 81	50	A	Mercer	45 48
190	N	Furman	59 58	190	H	Furman	62 58
105	H	Chattanooga	65 71	302	H	Wofford	81 77
111	H	ETSU	52 64	111	A	ETSU	48 76
308	A	Western Caro.	50 32	105	A	Chattanooga	58 68
217	A	UNCG	60 53	217	H	UNCG	56 48

Samford

Samford

Non-Div I Games:

AUM

59 46

Samford



Average RPI Win:	210	WON-LOST	WINNING	LAST 10	STRENGTH OF	OPP. STRENGTH	TEAM	ADJ.	CONF.	ADJ CONF.
Average RPI Loss:	155	RECORD	PCT. RANK	GAMES	SCHEDULE	OF SCHEDULE	RPI	RPI	RPI	RPI
DIV. I ONLY	15- 14	170	4- 6	205	144	172	172	14	14	
DIV. I NON-CONF.	6- 4	122	0- 0	279	229	148	148	12	12	
-----										
TOTALS	RPI 1-25	RPI 26-50	W-L RECORDS	RPI 51-100	RPI 101-999	RPI 201+				
15- 14	0- 0	1- 3	OVERALL	0- 2	14- 9	7- 5				
8- 5	0- 0	1- 1	HOME	0- 1	7- 3	6- 0				
5- 9	0- 0	0- 2	AWAY	0- 1	5- 6	1- 5				
2- 0	0- 0	0- 0	NEUTRAL	0- 0	2- 0	0- 0				
6- 4	0- 0	1- 1	NON-CONFERENCE	0- 0	5- 3	3- 3				
4- 0	0- 0	1- 0	HOME	0- 0	3- 0	3- 0				
1- 4	0- 0	0- 1	AWAY	0- 0	1- 3	0- 3				
1- 0	0- 0	0- 0	NEUTRAL	0- 0	1- 0	0- 0				
9- 10	0- 0	0- 2	CONFERENCE	0- 2	9- 6	4- 2				
4- 5	0- 0	0- 1	HOME	0- 1	4- 3	3- 0				
4- 5	0- 0	0- 1	AWAY	0- 1	4- 3	1- 2				
1- 0	0- 0	0- 0	NEUTRAL	0- 0	1- 0	0- 0				

RPI 1-25				RPI 26-50				RPI 51-100				RPI 101+ Team's RPI: 172			
RPI	S	Opponent	Score	RPI	S	Opponent	Score	RPI	S	Opponent	Score	RPI	S	Opponent	Score
				36	A	Gonzaga	54 58	80	A	Saint Mary's (CA)	57 66	127	A	San Francisco	60 54
				36	H	Gonzaga	44 63	80	H	Saint Mary's (CA)	53 75	127	H	San Francisco	47 49
				40	H	Minnesota	72 69					133	N	Boise St.	72 52
				44	A	California	64 89					144	A	Loyola Marymount	60 54
												144	H	Loyola Marymount	53 67
												152	A	BYU	66 60
												152	H	BYU	70 69
												152	N	BYU	61 56
												177	A	Pacific	60 62
												177	H	Pacific	68 81
												200	A	UC Santa Barbara	71 58
												219	A	Seattle U	73 80
												236	A	Pepperdine	62 66
												236	H	Pepperdine	79 53
												251	A	Hawaii	63 64
												264	H	UTSA	78 69
												268	A	San Diego St.	76 77
												290	A	Santa Clara	50 59
												290	H	Santa Clara	51 40
												296	H	Long Beach St.	74 40
												318	A	Portland	75 60
												318	H	Portland	59 52
												329	H	Southern Utah	72 59
LAST 12 Division I GAMES:															
				152	N	BYU	61 56	236	H	Pepperdine	79 53				
				127	H	San Francisco	47 49	80	A	Saint Mary's (CA)	57 66				
				36	A	Gonzaga	54 58	36	H	Gonzaga	44 63				
				152	A	BYU	66 60	144	H	Loyola Marymount	53 67				
				177	A	Pacific	60 62	290	A	Santa Clara	50 59				
				290	H	Santa Clara	51 40	152	H	BYU	70 69				

Non-Div I Games: San Diego Christian 82 53

San Diego



Average RPI Win: 216

Average RPI Loss: 164

WON-LOST  
RECORDWINNING  
PCT. RANKLAST 10  
GAMESSTRENGTH OF  
SCHEDULEOPP. STRENGTH  
OF SCHEDULETEAM  
RPIADJ.  
RPICONF.  
RPIADJ CONF.  
RPI

DIV. I ONLY	10- 18	248	2- 8	230	146	268	268	16	16
DIV. I NON-CONF.	5- 5	170	0- 0	271	254	250	250	14	14
<hr/>									
TOTALS	RPI 1-25	RPI 26-50	W-L RECORDS	RPI 51-100	RPI 101-999	RPI 201+			
10- 18	0- 1	0- 0	OVERALL	2- 3	8- 14	7- 5			
8- 7	0- 0	0- 0	HOME	2- 1	6- 6	5- 2			
2- 9	0- 0	0- 0	AWAY	0- 2	2- 7	2- 3			
0- 2	0- 1	0- 0	NEUTRAL	0- 0	0- 1	0- 0			
5- 5	0- 1	0- 0	NON-CONFERENCE	0- 0	5- 4	4- 1			
4- 2	0- 0	0- 0	HOME	0- 0	4- 2	3- 1			
1- 1	0- 0	0- 0	AWAY	0- 0	1- 1	1- 0			
0- 2	0- 1	0- 0	NEUTRAL	0- 0	0- 1	0- 0			
5- 13	0- 0	0- 0	CONFERENCE	2- 3	3- 10	3- 4			
4- 5	0- 0	0- 0	HOME	2- 1	2- 4	2- 1			
1- 8	0- 0	0- 0	AWAY	0- 2	1- 6	1- 3			
0- 0	0- 0	0- 0	NEUTRAL	0- 0	0- 0	0- 0			

RPI 1-25				RPI 26-50				RPI 51-100				RPI 101+ Team's RPI: 268			
RPI	S	Opponent	Score	RPI	S	Opponent	Score	RPI	S	Opponent	Score	RPI	S	Opponent	Score
20	N	Central Mich.	76 85					78	A	Wyoming	50 70	120	A	Colorado St.	43 72
								78	H	Wyoming	68 62	120	H	Colorado St.	63 65
								82	H	New Mexico	97 89	129	N	Tulane	46 80
								87	A	UNLV	67 73	133	A	Boise St.	53 64
								87	H	UNLV	64 75	133	H	Boise St.	70 86
												141	A	Fresno St.	53 64
												141	H	Fresno St.	60 66
												172	H	San Diego	77 76
												186	H	UC Irvine	65 67
												200	A	UC Santa Barbara	64 77
												206	A	Nevada	72 84
												206	H	Nevada	75 72
												216	H	CSUN	58 55
												245	H	Presbyterian	77 50
												276	A	Arizona	78 67
												281	A	San Jose St.	75 65
												281	H	San Jose St.	85 78
												290	H	Santa Clara	34 48
												291	A	Air Force	51 61
												291	H	Air Force	48 56
												304	A	Utah St.	58 62
												320	H	Cal St. Fullerton	59 58
<hr/>															
LAST 12 Division I GAMES:															
206	A	Nevada	72 84	206	H	Nevada	75 72	141	H	Fresno St.	60 66				
133	A	Boise St.	53 64	291	A	Air Force	51 61								
281	H	San Jose St.	85 78	87	H	UNLV	64 75								
291	H	Air Force	48 56	120	A	Colorado St.	43 72								
87	A	UNLV	67 73	82	H	New Mexico	97 89								
78	A	Wyoming	50 70												

Non-Div I Games: Hope Int'l 92 68

San Diego St.



Average RPI Win:	211	WON-LOST	WINNING	LAST 10	STRENGTH OF	OPP. STRENGTH	TEAM	ADJ.	CONF.	ADJ CONF.
Average RPI Loss:	105	RECORD	PCT. RANK	GAMES	SCHEDULE	OF SCHEDULE	RPI	RPI	RPI	RPI
DIV. I ONLY	16- 14	159	6- 4	99	139	127	127	14	14	
DIV. I NON-CONF.	5- 6	187	0- 0	71	126	127	127	12	12	
-----										
TOTALS	RPI 1-25	RPI 26-50	W-L RECORDS	RPI 51-100	RPI 101-999	RPI 201+				
16- 14	0- 1	0- 3	OVERALL	0- 3	16- 7	7- 1				
9- 5	0- 1	0- 1	HOME	0- 1	9- 2	4- 0				
5- 9	0- 0	0- 2	AWAY	0- 2	5- 5	3- 1				
2- 0	0- 0	0- 0	NEUTRAL	0- 0	2- 0	0- 0				
5- 6	0- 1	0- 1	NON-CONFERENCE	0- 1	5- 3	2- 0				
3- 2	0- 1	0- 0	HOME	0- 0	3- 1	1- 0				
1- 4	0- 0	0- 1	AWAY	0- 1	1- 2	1- 0				
1- 0	0- 0	0- 0	NEUTRAL	0- 0	1- 0	0- 0				
11- 8	0- 0	0- 2	CONFERENCE	0- 2	11- 4	5- 1				
6- 3	0- 0	0- 1	HOME	0- 1	6- 1	3- 0				
4- 5	0- 0	0- 1	AWAY	0- 1	4- 3	2- 1				
1- 0	0- 0	0- 0	NEUTRAL	0- 0	1- 0	0- 0				

RPI	S	Opponent	Score	RPI	S	Opponent	Score	RPI	S	Opponent	Score	RPI	S	Opponent	Score	Team's RPI: 127
13	H	Stanford	66 86	36	A	Gonzaga	47 74	66	A	UC Davis	55 72	111	H	Washington St.	70 74	
				36	H	Gonzaga	57 81	80	A	Saint Mary's (CA)	64 72	134	N	Robert Morris	57 45	
				37	A	Northern Colo.	60 73	80	H	Saint Mary's (CA)	59 73	139	A	Cal Poly	83 88	
												139	H	Cal Poly	83 71	
												141	H	Fresno St.	70 62	
												144	A	Loyola Marymount	60 65	
												144	H	Loyola Marymount	78 60	
												144	N	Loyola Marymount	89 76	
												152	A	BYU	66 70	
												152	H	BYU	76 73	
												166	A	UT Arlington	54 56	
												172	A	San Diego	49 47	
												172	H	San Diego	54 60	
												177	A	Pacific	81 71	
												177	H	Pacific	80 78	
												236	A	Pepperdine	92 95	
												236	H	Pepperdine	68 67	
												267	H	Sacramento St.	90 76	
												281	A	San Jose St.	87 81	
												290	A	Santa Clara	58 54	
												290	H	Santa Clara	64 47	
												318	A	Portland	76 63	
												318	H	Portland	84 75	
LAST 12 Division I GAMES:																
				144	N	Loyola Marymount	89 76	318	A	Portland	76 63					
				172	A	San Diego	49 47	290	H	Santa Clara	64 47					
				177	H	Pacific	80 78	80	H	Saint Mary's (CA)	59 73					
				144	A	Loyola Marymount	60 65	36	H	Gonzaga	57 81					
				80	A	Saint Mary's (CA)	64 72	177	A	Pacific	81 71					
				152	H	BYU	76 73	236	A	Pepperdine	92 95					

Non-Div I Games:

San Francisco



Average RPI Win:	231	WON-LOST	WINNING	LAST 10	STRENGTH OF	OPP. STRENGTH	TEAM	ADJ.	CONF.	ADJ CONF.
Average RPI Loss:	146	RECORD	PCT. RANK	GAMES	SCHEDULE	OF SCHEDULE	RPI	RPI	RPI	RPI
DIV. I ONLY	6- 22	313	1- 9	143	133	281	281	16	16	
DIV. I NON-CONF.	2- 8	290	0- 0	83	138	243	243	14	14	
-----										
TOTALS	RPI 1-25	RPI 26-50	W-L RECORDS	RPI 51-100	RPI 101-999	RPI 201+				
6- 22	0- 1	0- 1	OVERALL	1- 6	5- 14	5- 6				
4- 10	0- 0	0- 0	HOME	1- 3	3- 7	3- 3				
2- 11	0- 1	0- 1	AWAY	0- 3	2- 6	2- 3				
0- 1	0- 0	0- 0	NEUTRAL	0- 0	0- 1	0- 0				
2- 8	0- 1	0- 1	NON-CONFERENCE	0- 1	2- 5	2- 1				
1- 4	0- 0	0- 0	HOME	0- 1	1- 3	1- 1				
1- 3	0- 1	0- 1	AWAY	0- 0	1- 1	1- 0				
0- 1	0- 0	0- 0	NEUTRAL	0- 0	0- 1	0- 0				
4- 14	0- 0	0- 0	CONFERENCE	1- 5	3- 9	3- 5				
3- 6	0- 0	0- 0	HOME	1- 2	2- 4	2- 2				
1- 8	0- 0	0- 0	AWAY	0- 3	1- 5	1- 3				
0- 0	0- 0	0- 0	NEUTRAL	0- 0	0- 0	0- 0				

RPI 1-25				RPI 26-50				RPI 51-100				RPI 101+				Team's RPI: 281
RPI	S	Opponent	Score	RPI	S	Opponent	Score	RPI	S	Opponent	Score	RPI	S	Opponent	Score	
10	A	UCLA	69 129	42	A	Oregon St.	62 110	59	H	Nebraska	55 81	120	A	Colorado St.	48 63	
								78	A	Wyomi ng	46 58	120	H	Colorado St.	66 73	
								78	H	Wyomi ng	64 66	127	H	San Francisco	81 87	
								82	A	New Mexi co	62 92	128	H	Portland St.	78 90	
								82	H	New Mexi co	95 86	133	H	Boise St.	80 112	
								87	A	UNLV	60 79	141	A	Fresno St.	71 81	
								87	H	UNLV	53 80	177	A	Paci fic	97 106	
												182	N	Hampton	73 81	
												206	A	Nevada	63 91	
												206	H	Nevada	57 54	
												211	H	CSU Bakersfi eld	67 57	
												216	H	CSUN	59 76	
												268	A	San Diego St.	78 85	
												268	H	San Diego St.	65 75	
												290	A	Santa Clara	71 66	
												291	A	Air Force	75 74	
												291	H	Air Force	60 66	
												304	A	Utah St.	78 86	
												304	H	Utah St.	79 66	
-----																
LAST 12 Division I GAMES:																
291	H	Air Force	60 66	120	H	Colorado St.	66 73									
304	A	Utah St.	78 86	82	A	New Mexico	62 92									
268	A	San Diego St.	78 85	87	H	UNLV	53 80									
206	H	Nevada	57 54	78	A	Wyomi ng	46 58									
78	H	Wyomi ng	64 66	133	H	Boise St.	80 112									
141	A	Fresno St.	71 81	206	A	Nevada	63 91									

Non-Div I Games: Southern Ore. 89 87

San Jose St.



Average RPI Win: 253				Through Games Of March 5, 2018						
Average RPI Loss: 153		WON-LOST RECORD	WINNING PCT. RANK	LAST 10 GAMES	STRENGTH OF SCHEDULE	OPP. STRENGTH OF SCHEDULE	TEAM RPI	ADJ. RPI	CONF. RPI	ADJ CONF. RPI
DIV. I ONLY		8- 21	282	3- 7	247	136	290	290	14	14
DIV. I NON-CONF.		3- 7	254	0- 0	321	211	303	303	12	12
TOTALS		RPI 1-25	RPI 26-50	W-L RECORDS		RPI 51-100	RPI 101-999	RPI 201+		
8- 21	0- 0		0- 4	OVERALL		0- 2	8- 15	5- 6		
5- 9	0- 0		0- 3	HOME		0- 1	5- 5	2- 2		
3- 11	0- 0		0- 0	AWAY		0- 0	3- 0	3- 0		
0- 1	0- 0		0- 0	NEUTRAL		0- 0	0- 1	0- 1		
3- 7	0- 0		0- 2	NON-CONFERENCE		0- 0	3- 5	2- 4		
1- 4	0- 0		0- 2	HOME		0- 0	1- 2	0- 2		
2- 3	0- 0		0- 0	AWAY		0- 0	2- 3	2- 2		
0- 0	0- 0		0- 0	NEUTRAL		0- 0	0- 0	0- 0		
5- 14	0- 0		0- 2	CONFERENCE		0- 2	5- 10	3- 2		
4- 5	0- 0		0- 1	HOME		0- 1	4- 3	2- 0		
1- 8	0- 0		0- 1	AWAY		0- 1	1- 6	1- 1		
0- 1	0- 0		0- 0	NEUTRAL		0- 0	0- 1	0- 1		

RPI	S	Opponent	Score
RPI 1-25			
36	A	Gonzaga	71
36	H	Gonzaga	63
44	H	Cal i forn i a	79
49	H	Southern Cal i forn i a	64
RPI 26-50			
80	A	Saint Mary's (CA)	59
80	H	Saint Mary's (CA)	72
RPI 51-100			
127	A	San Francisc o	64
127	H	San Francisc o	58
144	A	Loyol a Marymount	64
144	H	Loyol a Marymount	65
152	A	BYU	65
152	H	BYU	55
172	A	San Di ego	51
172	H	San Di ego	50
173	A	Northwestern	57
177	A	Paci fi c	55
177	H	Paci fi c	55
200	H	UC Santa Barbara	63
206	A	Nevada	52
236	A	Pepperdi ne	56
236	H	Pepperdi ne	50
236	N	Pepperdi ne	74
249	A	Grand Canyon	39
268	A	San Di ego St.	34
281	H	San Jose St.	71
318	A	Portl and	43
318	H	Portl and	57
320	H	Cal St. Fullerton	73
331	A	Illi . -Chi cago	36
Team' s RPI : 290			
LAST 12 Divisi on I GAMES:			
236 N	Pepperdi ne	63	74
80 H	Saint Mary' s (CA)	51	72
144 A	Loyol a Marymount	45	64
177 H	Paci fi c	57	55
318 H	Portl and	67	57
172 A	San Di ego	40	51
152 H	BYU	34	55
127 A	San Francisc o	47	64
177 A	Paci fi c	37	55
236 H	Pepperdi ne	54	50
172 H	San Di ego	59	50
36 A	Gonzaga	44	71

Non-Div I Games: Men's

104 61

Santa Clara

■ Loss, ■ Non-Conf, S Site, H Home A Away N Neutral



Average RPI Win:	333	WON-LOST	WINNING	LAST 10	STRENGTH OF	OPP. STRENGTH	TEAM	ADJ.	CONF.	ADJ CONF.
Average RPI Loss:	217	RECORD	PCT. RANK	GAMES	SCHEDULE	OF SCHEDULE	RPI	RPI	RPI	RPI
DIV. I ONLY	2- 24	342	1- 8	306	326	344	344	30	30	
DIV. I NON-CONF.	1- 9	318	0- 0	265	118	311	311	30	30	
-----										
TOTALS	RPI 1-25	RPI 26-50	W-L RECORDS	RPI 51-100	RPI 101-999	RPI 201+				
2- 24	0- 1	0- 1	OVERALL	0- 1	2- 21	2- 12				
0- 8	0- 0	0- 0	HOME	0- 0	0- 8	0- 5				
2- 13	0- 1	0- 1	AWAY	0- 1	2- 10	2- 6				
0- 3	0- 0	0- 0	NEUTRAL	0- 0	0- 3	0- 1				
1- 9	0- 1	0- 1	NON-CONFERENCE	0- 1	1- 6	1- 3				
0- 0	0- 0	0- 0	HOME	0- 0	0- 0	0- 0				
1- 6	0- 1	0- 1	AWAY	0- 1	1- 3	1- 2				
0- 3	0- 0	0- 0	NEUTRAL	0- 0	0- 3	0- 1				
1- 15	0- 0	0- 0	CONFERENCE	0- 0	1- 15	1- 9				
0- 8	0- 0	0- 0	HOME	0- 0	0- 8	0- 5				
1- 7	0- 0	0- 0	AWAY	0- 0	1- 7	1- 4				
0- 0	0- 0	0- 0	NEUTRAL	0- 0	0- 0	0- 0				

RPI 1-25				RPI 26-50				RPI 51-100				RPI 101+				Team's RPI: 344
RPI	S	Opponent	Score	RPI	S	Opponent	Score	RPI	S	Opponent	Score	RPI	S	Opponent	Score	
12	A	South Carolina	38 99	42	A	Oregon St.	36 84	98	A	Jacksonville	46 74	130	A	Bethune-Cookman	54 75	
												169	H	N. C. A&T	44 69	
												174	N	Florida	40 90	
												182	A	Hampton	41 88	
												182	H	Hampton	53 81	
												194	A	East Carolina	37 103	
												196	N	Richmond	63 100	
												201	A	Norfolk St.	51 83	
												201	H	Norfolk St.	58 78	
												203	A	Wisconsin	24 82	
												215	N	Providence	48 78	
												259	H	Howard	59 87	
												271	H	UMES	56 68	
												277	A	Morgan St.	67 73	
												277	H	Morgan St.	41 70	
												316	A	Alabama St.	61 81	
												317	H	N. C. Central	61 74	
												319	A	Coppin St.	57 66	
												323	A	South Carolina St.	78 80	
												323	H	South Carolina St.	60 71	
												327	A	Ga. Southern	71 67	
												332	A	Delaware St.	79 93	
												339	A	Florida A&M	65 47	
-----																
LAST 12 Division I GAMES:																
323	A	South Carolina St.	78 80	277	H	Morgan St.	41 70									
317	H	N. C. Central	61 74	323	H	South Carolina St.	60 71									
130	A	Bethune-Cookman	54 75	339	A	Florida A&M	65 47									
182	A	Hampton	41 88	332	A	Delaware St.	79 93									
201	A	Norfolk St.	51 83	201	H	Norfolk St.	58 78									
169	H	N. C. A&T	44 69	182	H	Hampton	53 81									

Non-Div I Games: LaGrange 86 44 Allen 79 41

Savannah St.



Average RPI Win:	250	WON-LOST	WINNING	LAST 10	STRENGTH OF	OPP. STRENGTH	TEAM	ADJ.	CONF.	ADJ CONF.
Average RPI Loss:	194	RECORD	PCT. RANK	GAMES	SCHEDULE	OF SCHEDULE	RPI	RPI	RPI	RPI
DIV. I ONLY	15- 14	170	6- 4	275	313	219	219	31	31	
DIV. I NON-CONF.	6- 9	214	0- 0	167	223	213	213	31	31	
-----										
TOTALS	RPI 1-25	RPI 26-50	W-L RECORDS	RPI 51-100	RPI 101-999	RPI 201+				
15- 14	0- 0	0- 1	OVERALL	0- 1	15- 12	11- 8				
8- 7	0- 0	0- 0	HOME	0- 1	8- 6	6- 3				
7- 7	0- 0	0- 1	AWAY	0- 0	7- 6	5- 5				
0- 0	0- 0	0- 0	NEUTRAL	0- 0	0- 0	0- 0				
6- 9	0- 0	0- 1	NON-CONFERENCE	0- 1	6- 7	2- 3				
2- 6	0- 0	0- 0	HOME	0- 1	2- 5	0- 2				
4- 3	0- 0	0- 1	AWAY	0- 0	4- 2	2- 1				
0- 0	0- 0	0- 0	NEUTRAL	0- 0	0- 0	0- 0				
9- 5	0- 0	0- 0	CONFERENCE	0- 0	9- 5	9- 5				
6- 1	0- 0	0- 0	HOME	0- 0	6- 1	6- 1				
3- 4	0- 0	0- 0	AWAY	0- 0	3- 4	3- 4				
0- 0	0- 0	0- 0	NEUTRAL	0- 0	0- 0	0- 0				

RPI	S	Opponent	Score	RPI	S	Opponent	Score	RPI	S	Opponent	Score	RPI	S	Opponent	Score	Team's RPI: 219
44	A	Cal i forni a	67 87	66	H	UC Davi s	53 79	128	H	Portland St.	91 77	148	H	Idaho St.	69 74	
								150	A	Idaho	68 60	172	H	San Diego	80 73	
								177	H	Paci fi c	73 85	186	H	UC Irvi ne	79 84	
								198	A	Washingt on	76 84	200	A	UC Santa Barbara	77 71	
								206	H	Nevada	65 74	210	A	New Mexico St.	53 64	
								210	H	New Mexico St.	69 59	211	A	CSU Bakersfi eld	68 75	
								211	H	CSU Bakersfi eld	64 56	216	A	CSUN	62 67	
								236	A	Pepperdi ne	65 62	241	A	Montana	78 64	
								249	A	Grand Canyon	63 74	249	H	Grand Canyon	57 64	
								251	H	Hawai i	58 73	279	A	UMKC	62 58	
								279	H	UMKC	66 62	309	A	UTRGV	67 69	
								309	H	UTRGV	64 56	321	A	Utah Valley	77 75	
								321	H	Utah Valley	83 53	346	A	Chi cago St.	63 56	
								346	H	Chi cago St.	72 60					
LAST 12 Di vi si on I GAMES:																
321	H	Utah Valley	83 53	279	H	UMKC	66 62	321	A	Utah Valley	77 75	211	A	CSU Bakersfi eld	68 75	
211	H	CSU Bakersfi eld	64 56	309	H	UTRGV	64 56	210	H	New Mexico St.	69 59	279	A	UMKC	62 58	
249	H	Grand Canyon	57 64													
210	A	New Mexico St.	53 64													
309	A	UTRGV	67 69													
346	H	Chi cago St.	72 60													

Non-Di v I Games:

Seattle U



Average RPI Win: 198		WON-LOST RECORD	WINNING PCT. RANK	LAST 10 GAMES	STRENGTH OF SCHEDULE	OPP. STRENGTH OF SCHEDULE	TEAM RPI	ADJ. RPI	CONF. RPI	ADJ CONF. RPI
Average RPI Loss: 44										
DIV. I ONLY		16- 14	159	4- 6	91	74	123	123	6	6
DIV. I NON-CONF.		8- 3	65	0- 0	150	174	101	101	6	6
TOTALS		RPI 1-25	RPI 26-50	W-L RECORDS	RPI 51-100	RPI 101-999	RPI 201+			
16- 14	0- 5		0- 6	OVERALL	1- 1	15- 2	10- 0			
11- 6	0- 3		0- 3	HOME	1- 0	10- 0	6- 0			
4- 8	0- 2		0- 3	AWAY	0- 1	4- 2	3- 0			
1- 0	0- 0		0- 0	NEUTRAL	0- 0	1- 0	1- 0			
8- 3	0- 1		0- 2	NON-CONFERENCE	0- 0	8- 0	5- 0			
6- 2	0- 1		0- 1	HOME	0- 0	6- 0	4- 0			
2- 1	0- 0		0- 1	AWAY	0- 0	2- 0	1- 0			
0- 0	0- 0		0- 0	NEUTRAL	0- 0	0- 0	0- 0			
8- 11	0- 4		0- 4	CONFERENCE	1- 1	7- 2	5- 0			
5- 4	0- 2		0- 2	HOME	1- 0	4- 0	2- 0			
2- 7	0- 2		0- 2	AWAY	0- 1	2- 2	2- 0			
1- 0	0- 0		0- 0	NEUTRAL	0- 0	1- 0	1- 0			

RPI 1-25				RPI 26-50				RPI 51-100				RPI 101+ Team's RPI: 123			
RPI	S	Opponent	Score	RPI	S	Opponent	Score	RPI	S	Opponent	Score	RPI	S	Opponent	Score
10	H	UCLA	68 77	26	A	Villanova	53 59	70	A	St. John's (NY)	56 75	106	A	Wake Forest	67 57
23	A	DePaul	66 89	26	H	Villanova	59 67	70	H	St. John's (NY)	62 57	108	A	Georgetown	52 71
23	H	DePaul	68 72	29	H	Princeton	83 85					108	H	Georgetown	70 65
24	A	Marquette	84 97	38	A	Rutgers	45 70					122	A	Butler	48 66
24	H	Marquette	54 81	47	A	Creighton	64 81					122	H	Butler	75 64
				47	H	Creighton	51 68					160	H	Jacksonville St.	73 54
												167	H	Marist	85 60
												204	A	Boston College	73 53
												215	A	Providence	65 56
												215	H	Providence	65 56
												220	A	Xavier	62 51
												220	H	Xavier	58 53
												220 N	Xavier	66 42	
												255	H	Rider	85 49
												266	H	St. Francis Brooklyn	84 50
												269	H	Fairfield	80 61
												347	H	Saint Peter's	91 49
LAST 12 Division I GAMES:															
				220 N	Xavier	66 42	122	H	Butler	75 64					
				23	H	DePaul	68 72	220	H	Xavier	58 53				
				24	H	Marquette	54 81	47	A	Creighton	64 81				
				70	A	St. John's (NY)	56 75	215	A	Providence	65 56				
				26	A	Villanova	53 59	70	H	St. John's (NY)	62 57				
				108	A	Georgetown	52 71	108	H	Georgetown	70 65				

### Non-Div I Games:

Seton Hall I



Average RPI Win:	276	WON-LOST	WINNING	LAST 10	STRENGTH OF	OPP. STRENGTH	TEAM	ADJ.	CONF.	ADJ CONF.
Average RPI Loss:	132	RECORD	PCT. RANK	GAMES	SCHEDULE	OF SCHEDULE	RPI	RPI	RPI	RPI
DIV. I ONLY	17- 13	131	7- 3	274	268	189	189	28	28	
DIV. I NON-CONF.	5- 6	187	0- 0	130	145	157	157	25	25	
-----										
TOTALS	RPI 1-25	RPI 26-50	W-L RECORDS	RPI 51-100	RPI 101-999	RPI 201+				
17- 13	0- 0	0- 3	OVERALL	0- 4	17- 6	16- 4				
11- 4	0- 0	0- 1	HOME	0- 2	11- 1	10- 1				
6- 9	0- 0	0- 2	AWAY	0- 2	6- 5	6- 3				
0- 0	0- 0	0- 0	NEUTRAL	0- 0	0- 0	0- 0				
5- 6	0- 0	0- 1	NON-CONFERENCE	0- 4	5- 1	5- 0				
3- 2	0- 0	0- 0	HOME	0- 2	3- 0	3- 0				
2- 4	0- 0	0- 1	AWAY	0- 2	2- 1	2- 0				
0- 0	0- 0	0- 0	NEUTRAL	0- 0	0- 0	0- 0				
12- 7	0- 0	0- 2	CONFERENCE	0- 0	12- 5	11- 4				
8- 2	0- 0	0- 1	HOME	0- 0	8- 1	7- 1				
4- 5	0- 0	0- 1	AWAY	0- 0	4- 4	4- 3				
0- 0	0- 0	0- 0	NEUTRAL	0- 0	0- 0	0- 0				

RPI	S	Opponent	Score	RPI	S	Opponent	Score	RPI	S	Opponent	Score	RPI	S	Opponent	Score	Team's RPI: 189
38	A	Rutgers	47 59	51	A	Harvard	67 75	140	A	Hartford	62 71					
41	A	Qui nni pi ac	54 68	52	H	FGCU	50 63	167	A	Marist	54 73					
41	H	Qui nni pi ac	72 83	75	H	Al bany (NY)	63 78	167	H	Marist	58 53					
				92	A	Penn St.	72 86	231	A	Ni agara	50 65					
								231	H	Ni agara	71 60					
								231	H	Ni agara	68 73					
								243	A	Hofstra	70 60					
								255	A	Ri der	71 67					
								256	H	St. Bonaventure	70 62					
								257	H	Sacred Heart	62 57					
								259	H	Howard	72 61					
								262	A	Manhattan	56 54					
								262	H	Manhattan	56 51					
								269	A	Fairfi eld	43 44					
								269	H	Fairfi eld	51 40					
								284	H	Monmouth	44 41					
								286	A	Cani si us	57 65					
								286	H	Cani si us	68 59					
								287	A	Col gate	73 70					
								340	A	I ona	70 48					
								340	H	I ona	64 51					
								347	A	Saint Peter's	62 59					
								347	H	Saint Peter's	70 36					
-----																
LAST 12 Di vi si on I GAMES:																
231	H	Ni agara	71 60	284	H	Monmouth	44 41									
347	H	Saint Peter's	70 36	167	A	Marist	54 73									
286	H	Cani si us	68 59	347	A	Saint Peter's	62 59									
269	A	Fairfi eld	43 44	262	H	Manhattan	56 51									
262	A	Manhattan	56 54	269	H	Fairfi eld	51 40									
41	H	Qui nni pi ac	72 83	340	A	I ona	70 48									

Non-Di v I Games:

Siena



Average RPI Win: 242	WON-LOST RECORD	WINNING PCT. RANK	LAST 10 GAMES	STRENGTH OF SCHEDULE	OPP. STRENGTH OF SCHEDULE	TEAM RPI	ADJ. RPI	CONF. RPI	ADJ CONF. RPI
Average RPI Loss: 149									
DIV. I ONLY	17- 11	111	4- 6	261	228	164	164	22	22
DIV. I NON-CONF.	6- 4	122	0- 0	67	213	77	77	23	23
-----									
TOTALS	RPI 1-25	RPI 26-50	W-L RECORDS	RPI 51-100	RPI 101-999	RPI 201+			
17- 11	0- 1	0- 0	OVERALL	0- 3	17- 7	11- 3			
9- 5	0- 0	0- 0	HOME	0- 3	9- 2	6- 1			
8- 6	0- 1	0- 0	AWAY	0- 0	8- 5	5- 2			
0- 0	0- 0	0- 0	NEUTRAL	0- 0	0- 0	0- 0			
6- 4	0- 1	0- 0	NON-CONFERENCE	0- 2	6- 1	3- 0			
3- 2	0- 0	0- 0	HOME	0- 2	3- 0	1- 0			
3- 2	0- 1	0- 0	AWAY	0- 0	3- 1	2- 0			
0- 0	0- 0	0- 0	NEUTRAL	0- 0	0- 0	0- 0			
11- 7	0- 0	0- 0	CONFERENCE	0- 1	11- 6	8- 3			
6- 3	0- 0	0- 0	HOME	0- 1	6- 2	5- 1			
5- 4	0- 0	0- 0	AWAY	0- 0	5- 4	3- 2			
0- 0	0- 0	0- 0	NEUTRAL	0- 0	0- 0	0- 0			

RPI 1-25				RPI 26-50				RPI 51-100				RPI 101+ Team's RPI: 164			
RPI	S	Opponent	Score	RPI	S	Opponent	Score	RPI	S	Opponent	Score	RPI	S	Opponent	Score
17	A	NC State	50 71					81	H	UAB	66 78	119	A	North Carolina	85 84
								95	H	Little Rock	35 47	126	H	Central Ark.	64 43
								98	H	Jacksonville	58 60	137	A	Texas St.	63 78
												158	A	Louisiana	72 57
												158	H	Louisiana	56 59
												159	A	Ole Miss	59 66
												166	A	UT Arlington	76 63
												180	A	Troy	71 82
												180	H	Troy	79 68
												181	H	Southern U.	69 65
												207	A	Southern Miss.	78 57
												209	H	Arkansas St.	60 75
												222	H	New Orleans	67 45
												228	A	Coastal Caro.	56 71
												228	H	Coastal Caro.	68 62
												273	A	Appalachian St.	56 57
												273	H	Appalachian St.	54 52
												306	A	Georgia St.	70 69
												306	H	Georgia St.	88 52
												316	A	Alabama St.	59 47
												327	A	Ga. Southern	81 74
												327	H	Ga. Southern	79 52
												337	A	La.-Monroe	67 60
												337	H	La.-Monroe	72 55
-----															
LAST 12 Division I GAMES:															
306	A	Georgia St.	70 69	209	H	Arkansas St.	60 75								
327	A	Ga. Southern	81 74	95	H	Little Rock	35 47								
158	H	Louisiana	56 59	180	A	Troy	71 82								
337	H	La.-Monroe	72 55	337	A	La.-Monroe	67 60								
228	A	Coastal Caro.	56 71	158	A	Louisiana	72 57								
273	A	Appalachian St.	56 57	273	H	Appalachian St.	54 52								

Non-Div I Games: Ga. Southwestern 73 42

South Ala.



Average RPI Win:	126	WON-LOST	WINNING	LAST 10	STRENGTH OF	OPP. STRENGTH	TEAM	ADJ.	CONF.	ADJ CONF.
Average RPI Loss:	8	RECORD	PCT. RANK	GAMES	SCHEDULE	OF SCHEDULE	RPI	RPI	RPI	RPI
DIV. I ONLY	25- 6	23	7- 3	32	3	12	12	2	2	
DIV. I NON-CONF.	11- 2	22	0- 1	178	7	49	49	2	2	
-----										
TOTALS	RPI 1-25	RPI 26-50	W-L RECORDS	RPI 51-100	RPI 101-999	RPI 201+				
25- 6	5- 6	4- 0	OVERALL	4- 0	12- 0	5- 0				
13- 2	3- 2	1- 0	HOME	1- 0	8- 0	5- 0				
8- 3	1- 3	1- 0	AWAY	2- 0	4- 0	0- 0				
4- 1	1- 1	2- 0	NEUTRAL	1- 0	0- 0	0- 0				
11- 2	2- 2	1- 0	NON-CONFERENCE	1- 0	7- 0	5- 0				
6- 1	1- 1	0- 0	HOME	0- 0	5- 0	5- 0				
3- 0	1- 0	0- 0	AWAY	0- 0	2- 0	0- 0				
2- 1	0- 1	1- 0	NEUTRAL	1- 0	0- 0	0- 0				
14- 4	3- 4	3- 0	CONFERENCE	3- 0	5- 0	0- 0				
7- 1	2- 1	1- 0	HOME	1- 0	3- 0	0- 0				
5- 3	0- 3	1- 0	AWAY	2- 0	2- 0	0- 0				
2- 0	1- 0	1- 0	NEUTRAL	0- 0	0- 0	0- 0				

RPI	S	Opponent	Score	RPI	S	Opponent	Score	RPI	S	Opponent	Score	RPI	S	Opponent	Score
1	N	Notre Dame	85 92	27	A	Georgi a	77 65	70	N	St. John's (NY)	76 58	101	H	Auburn	71 63
2	H	UConn	58 83	27	N	Georgi a	71 49	86	A	Kentucky	81 64	145	H	Arkansas	90 42
3	A	Mississippi St.	53 67	28	H	LSU	57 48	86	H	Kentucky	81 63	149	A	Vanderbilt	95 82
9	A	Tennessee	46 65	38	N	Rutgers	78 68	93	A	Alabama	79 66	159	A	Ole Miss	88 62
9	H	Tennessee	70 86									165	A	Clemson	66 36
9	N	Tennessee	73 62									174	H	Florida	64 57
15	H	Texas A&M	61 59									179	A	Temple	87 60
16	A	Maryland	94 86									263	H	Col. of Charleston	69 43
18	H	Duke	72 52									302	H	Wofford	94 60
22	A	Missouri	74 83									308	H	Western Caro.	101 43
22	H	Missouri	64 54									316	H	Alabama St.	99 31
												344	H	Savannah St.	99 38
-----															
LAST 12 Division I GAMES:															
27	N	Georgi a	71 49	174	H	Florida	64 57	93	A	Alabama	79 66	3	A	Mississippi St.	53 67
9	N	Tennessee	73 62	2	H	UConn	58 83	22	H	Missouri	64 54				
9	A	Tennessee	46 65	145	H	Arkansas	90 42								
28	H	LSU	57 48												
86	H	Kentucky	81 63												
27	A	Georgi a	77 65												

Non-Div I Games:

South Carolina



Average RPI Win:	308	WON-LOST	WINNING	LAST 10	STRENGTH OF	OPP. STRENGTH	TEAM	ADJ.	CONF.	ADJ CONF.
Average RPI Loss:	220	RECORD	PCT. RANK	GAMES	SCHEDULE	OF SCHEDULE	RPI	RPI	RPI	RPI
DIV. I ONLY	9- 17	251	4- 6	348	308	323	323	30	30	
DIV. I NON-CONF.	3- 7	254	0- 0	343	172	315	315	30	30	
-----										
TOTALS	RPI 1-25	RPI 26-50	W-L RECORDS	RPI 51-100	RPI 101-999	RPI 201+				
9- 17	0- 0	0- 1	OVERALL	0- 1	9- 15	8- 8				
5- 5	0- 0	0- 0	HOME	0- 0	5- 5	4- 3				
4- 12	0- 0	0- 0	AWAY	0- 0	4- 1	4- 1				
0- 0	0- 0	0- 0	NEUTRAL	0- 0	0- 0	0- 0				
3- 7	0- 0	0- 1	NON-CONFERENCE	0- 1	3- 5	3- 3				
1- 1	0- 0	0- 0	HOME	0- 0	1- 1	1- 1				
2- 6	0- 0	0- 1	AWAY	0- 1	2- 4	2- 2				
0- 0	0- 0	0- 0	NEUTRAL	0- 0	0- 0	0- 0				
6- 10	0- 0	0- 0	CONFERENCE	0- 0	6- 10	5- 5				
4- 4	0- 0	0- 0	HOME	0- 0	4- 4	3- 2				
2- 6	0- 0	0- 0	AWAY	0- 0	2- 6	2- 3				
0- 0	0- 0	0- 0	NEUTRAL	0- 0	0- 0	0- 0				

RPI 1-25				RPI 26-50				RPI 51-100				RPI 101+ Team's RPI: 323			
RPI	S	Opponent	Score	RPI	S	Opponent	Score	RPI	S	Opponent	Score	RPI	S	Opponent	Score
				50	A	Mercer	53 74	68	A	Georgi a Tech	40 86	130	A	Bethune-Cookman	50 68
												153	A	Charlotte	49 64
												165	A	Clemson	48 56
												169	H	N. C. A&T	54 74
												182	A	Hampton	42 60
												182	H	Hampton	78 70
												201	A	Norfol k St.	49 63
												201	H	Norfol k St.	67 71
												259	H	Howard	58 68
												271	H	UMES	54 51
												277	A	Morgan St.	55 65
												283	A	Old Domini on	35 52
												303	A	USC Upstate	44 63
												308	H	Western Caro.	75 45
												317	H	N. C. Central	63 81
												319	A	Coppin St.	39 56
												319	H	Coppin St.	67 65
												325	A	Charleston So.	60 58
												327	H	Ga. Southern	58 61
												332	A	Delaware St.	44 58
												339	A	Florida A&M	82 49
												343	A	Wint hrop	65 37
												344	A	Savannah St.	71 60
												344	H	Savannah St.	80 78
-----															
LAST 12 Division I GAMES:															
				344	H	Savannah St.	80 78	319	H	Coppin St.	67 65				
				339	A	Florida A&M	82 49	344	A	Savannah St.	71 60				
				317	H	N. C. Central	63 81	277	A	Morgan St.	55 65				
				201	A	Norfol k St.	49 63	319	A	Coppin St.	39 56				
				182	A	Hampton	42 60	182	H	Hampton	78 70				
				169	H	N. C. A&T	54 74	201	H	Norfol k St.	67 71				

Non-Div I Games: Johnson & Wales (NC) 40 Columbia Int'l 82 38

South Carolina St.

Loss, Non-Conf, S Site, H Home A Away N Neutral



Average RPI Win:	200	WON-LOST	WINNING	LAST 10	STRENGTH OF	OPP. STRENGTH	TEAM	ADJ.	CONF.	ADJ CONF.
Average RPI Loss:	97	RECORD	PCT. RANK	GAMES	SCHEDULE	OF SCHEDULE	RPI	RPI	RPI	RPI
DIV. I ONLY	22- 5	18	9- 0	191	119	64	64	13	13	
DIV. I NON-CONF.	7- 5	132	0- 0	207	46	135	135	16	16	
-----										
TOTALS	RPI 1-25	RPI 26-50	W-L RECORDS	RPI 51-100	RPI 101-999	RPI 201+				
22- 5	0- 1	3- 0	OVERALL	2- 1	17- 3	11- 1				
11- 1	0- 0	2- 0	HOME	1- 0	8- 1	5- 1				
9- 2	0- 0	1- 0	AWAY	1- 0	7- 2	4- 0				
2- 2	0- 1	0- 0	NEUTRAL	0- 1	2- 0	2- 0				
7- 5	0- 1	1- 0	NON-CONFERENCE	0- 1	6- 3	4- 1				
4- 1	0- 0	1- 0	HOME	0- 0	3- 1	2- 1				
2- 2	0- 0	0- 0	AWAY	0- 0	2- 2	1- 0				
1- 2	0- 1	0- 0	NEUTRAL	0- 1	1- 0	1- 0				
15- 0	0- 0	2- 0	CONFERENCE	2- 0	11- 0	7- 0				
7- 0	0- 0	1- 0	HOME	1- 0	5- 0	3- 0				
7- 0	0- 0	1- 0	AWAY	1- 0	5- 0	3- 0				
1- 0	0- 0	0- 0	NEUTRAL	0- 0	1- 0	1- 0				

RPI 1-25				RPI 26-50				RPI 51-100				RPI 101+			
RPI	S	Opponent	Score	RPI	S	Opponent	Score	RPI	S	Opponent	Score	RPI	S	Opponent	Score
9	N	Tennessee	49 69	32	A	South Dakota St.	67 61	54	N	Oklahoma St.	68 76	102	A	Iowa St.	76 81
				32	H	South Dakota St.	80 75	97	A	Western Ill.	82 58	115	A	SFA	55 77
				47	H	Creighton	73 68	97	H	Western Ill.	92 81	146	A	Wichita St.	62 48
												171	A	Denver	82 60
												171	H	Denver	79 51
												178	A	Oral Roberts	73 68
												178	H	Oral Roberts	72 55
												193	H	North Dakota	76 71
												205	H	Tulsa	61 64
												211	H	CSU Bakersfield	66 50
												242	A	Omaha	72 50
												242	H	Omaha	70 46
												247	H	UC Riverside	75 66
												260	N	Indiana St.	71 59
												282	A	North Dakota St.	82 67
												282	H	North Dakota St.	80 54
												310	A	Incarnate Word	81 51
												324	A	Fort Wayne	79 60
												324	H	Fort Wayne	85 43
												324	N	Fort Wayne	83 32
LAST 12 Division I GAMES:															
				324	N	Fort Wayne	83 32	97	H	Western Ill.	92 81				
				32	H	South Dakota St.	80 75	171	A	Denver	82 60				
				178	H	Oral Roberts	72 55	32	A	South Dakota St.	67 61				
				242	A	Omaha	72 50	242	H	Omaha	70 46				
				324	A	Fort Wayne	79 60	178	A	Oral Roberts	73 68				
				282	H	North Dakota St.	80 54	324	H	Fort Wayne	85 43				

Non-Div I Games: Mt. Marty 87 25 Doane 96 54 Bellevue 89 32

South Dakota

Loss, Non-Conf, S Site, H Home A Away N Neutral



Average RPI	Win: 184	WON-LOST	WINNING	LAST 10	STRENGTH OF	OPP. STRENGTH	TEAM	ADJ.	CONF.	ADJ CONF.
Average RPI	Loss: 43	RECORD	PCT. RANK	GAMES	SCHEDULE	OF SCHEDULE	RPI	RPI	RPI	RPI
DIV. I ONLY	23- 6	31	8- 2	83	106	32	32	13	13	
DIV. I NON-CONF.	10- 4	73	0- 0	27	20	28	28	16	16	
TOTALS	RPI 1-25	RPI 26-50	W-L RECORDS	RPI 51-100	RPI 101-999	RPI 201+				
23- 6	1- 2	1- 1	OVERALL	4- 3	17- 0	9- 0				
12- 2	0- 1	1- 0	HOME	1- 1	10- 0	5- 0				
8- 4	0- 1	0- 1	AWAY	3- 2	5- 0	3- 0				
3- 0	1- 0	0- 0	NEUTRAL	0- 0	2- 0	1- 0				
10- 4	1- 2	1- 1	NON-CONFERENCE	2- 1	6- 0	2- 0				
6- 1	0- 1	1- 0	HOME	0- 0	5- 0	2- 0				
2- 3	0- 1	0- 1	AWAY	2- 1	0- 0	0- 0				
2- 0	1- 0	0- 0	NEUTRAL	0- 0	1- 0	0- 0				
13- 2	0- 0	0- 0	CONFERENCE	2- 2	11- 0	7- 0				
6- 1	0- 0	0- 0	HOME	1- 1	5- 0	3- 0				
6- 1	0- 0	0- 0	AWAY	1- 1	5- 0	3- 0				
1- 0	0- 0	0- 0	NEUTRAL	0- 0	1- 0	1- 0				

RPI	S	Opponent	Score	RPI	S	Opponent	Score	Team's RPI: 32	RPI	S	Opponent	Score	RPI	S	Opponent	Score	RPI	S	Opponent	Score
5	H	Louisville	64 68	31	H	Oklahoma	67 61		52	A	FGCU	78 87	135	H	UNI	57 47				
17	N	NC State	75 67	47	A	Creighton	65 72		64	A	South Dakota	75 80	146	H	Wichita St.	96 64				
25	A	Green Bay	41 55						64	H	South Dakota	61 67	153	N	Charlotte	71 70				
									72	A	Drake	85 78	171	A	Denver	69 58				
									85	A	George Washington	97 88	171	H	Denver	95 59				
									97	A	Western Ill.	70 42	178	A	Oral Roberts	77 70				
									97	H	Western Ill.	84 48	178	H	Oral Roberts	96 72				
													193	H	North Dakota	66 52				
													202	H	Bowling Green	76 44				
													242	A	Omaha	103 54				
													242	H	Omaha	89 64				
													282	A	North Dakota St.	85 64				
													282	H	North Dakota St.	83 63				
													282	N	North Dakota St.	87 62				
													324	A	Fort Wayne	77 55				
													324	H	Fort Wayne	105 49				
													338	H	NJIT	92 48				
LAST 12 Division I GAMES:																				
282	N	North Dakota St.	87 62	242	A	Omaha	103 54													
324	A	Fort Wayne	77 55	282	A	North Dakota St.	85 64													
64	A	South Dakota	75 80	324	H	Fort Wayne	105 49													
97	A	Western Ill.	70 42	64	H	South Dakota	61 67													
178	H	Oral Roberts	96 72	97	H	Western Ill.	84 48													
171	H	Denver	95 59	178	A	Oral Roberts	77 70													

Non-Div I Games: Dakota Wesleyan 76 63

South Dakota St.



Average RPI Win:	136	WON-LOST	WINNING	LAST 10	STRENGTH OF	OPP. STRENGTH	TEAM	ADJ.	CONF.	ADJ CONF.
Average RPI Loss:	41	RECORD	PCT. RANK	GAMES	SCHEDULE	OF SCHEDULE	RPI	RPI	RPI	RPI

DIV. I ONLY	24- 6	27	9- 1	37	33	14	14	7	7
DIV. I NON-CONF.	11- 3	45	1- 0	60	2	22	22	7	7
-----									
TOTALS	RPI 1-25	RPI 26-50	W-L RECORDS	RPI 51-100	RPI 101-999	RPI 201+			
24- 6	1- 3	4- 1	OVERALL	3- 1	16- 1	5- 0			
13- 1	1- 1	2- 0	HOME	1- 0	9- 0	3- 0			
8- 3	0- 1	1- 1	AWAY	1- 0	6- 1	2- 0			
3- 2	0- 1	1- 0	NEUTRAL	1- 1	1- 0	0- 0			
11- 3	1- 1	2- 1	NON-CONFERENCE	2- 1	6- 0	3- 0			
6- 0	1- 0	1- 0	HOME	0- 0	4- 0	2- 0			
2- 1	0- 0	0- 1	AWAY	1- 0	1- 0	1- 0			
3- 2	0- 1	1- 0	NEUTRAL	1- 1	1- 0	0- 0			
13- 3	0- 2	2- 0	CONFERENCE	1- 0	10- 1	2- 0			
7- 1	0- 1	1- 0	HOME	1- 0	5- 0	1- 0			
6- 2	0- 1	1- 0	AWAY	0- 0	5- 1	1- 0			
0- 0	0- 0	0- 0	NEUTRAL	0- 0	0- 0	0- 0			

RPI 1-25	Team's RPI: 14	RPI 26-50	RPI 51-100	RPI 101+
RPI S Opponent Score	RPI S Opponent Score	RPI S Opponent Score	RPI S Opponent Score	RPI S Opponent Score
1 N Notre Dame 66 76	28 H LSU 61 55	65 N Michigan St. 73 83	111 N Washington St. 82 45	
2 A UConn 53 82	31 A Oklahoma 74 79	69 H Houston 81 65	114 A Cincinnati 69 46	
2 H UConn 49 100	33 N Dayton 93 87	70 N St. John's (NY) 68 59	114 H Cincinnati 84 65	
6 H Ohio St. 84 65	43 A UCF 77 68	85 A George Washington 83 78	122 H Butler 71 55	
	43 H UCF 62 45		129 A Tulane 63 53	
			129 H Tulane 75 46	
			146 A Wichita St. 56 64	
			179 A Temple 89 73	
			179 H Temple 76 60	
			181 H Southern U. 108 48	
			191 A Memphis 81 62	
			194 H East Carolina 88 47	
			205 A Tulsa 71 57	
			209 H Arkansas St. 98 55	
			212 H SMU 64 54	
			301 A FIU 82 52	
			311 H Houston Baptist 90 43	
LAST 12 Division I GAMES:				
2 A UConn 53 82	194 H East Carolina 88 47			
114 H Cincinnati 84 65	129 A Tulane 63 53			
69 H Houston 81 65	205 A Tulsa 71 57			
43 A UCF 77 68	179 H Temple 76 60			
212 H SMU 64 54	146 A Wichita St. 56 64			
6 H Ohio St. 84 65	191 A Memphis 81 62			

Non-Div I Games:

South Fla.



Average RPI		Win: 286	WON-LOST RECORD	WINNING PCT. RANK	LAST 10 GAMES	STRENGTH OF SCHEDULE	OPP. STRENGTH OF SCHEDULE	TEAM RPI	ADJ. RPI	CONF. RPI	ADJ. CONF. RPI
Loss: 143											
DIV. I ONLY			12- 17	225	4- 6	201	281	233	233	25	25
DIV. I NON-CONF.			3- 7	254	0- 0	49	227	190	190	27	27
TOTALS		RPI 1-25		RPI 26-50		W-L RECORDS	RPI 51-100	RPI 101-999		RPI 201+	
12- 17	0- 1		0- 1		OVERALL	0- 2	12- 13		10- 2		
7- 5	0- 0		0- 0		HOME	0- 1	7- 4		6- 1		
4- 11	0- 0		0- 0		AWAY	0- 0	4- 1		4- 0		
1- 1	0- 0		0- 0		NEUTRAL	0- 0	1- 1		0- 0		
3- 7	0- 1		0- 1		NON-CONFERENCE	0- 1	3- 4		2- 0		
2- 1	0- 0		0- 0		HOME	0- 0	2- 1		2- 0		
0- 6	0- 1		0- 1		AWAY	0- 1	0- 3		0- 0		
1- 0	0- 0		0- 0		NEUTRAL	0- 0	1- 0		0- 0		
9- 10	0- 0		0- 0		CONFERENCE	0- 1	9- 9		8- 2		
5- 4	0- 0		0- 0		HOME	0- 1	5- 3		4- 1		
4- 5	0- 0		0- 0		AWAY	0- 0	4- 5		4- 1		
0- 1	0- 0		0- 0		NEUTRAL	0- 0	0- 1		0- 0		

RPI 1-25			
RPI	S	Opponent	Score
5	A	Louisville	40 80

RPI 26-50			
RPI	S	Opponent	Score
34	A	Baylor St.	56 69

RPI 51-100			
RPI	S	Opponent	Score
58	H	Belmont	57 67
97	A	Western Ill.	59 87

RPI 101+			
RPI	S	Opponent	Score
109	A	George Mason	38 57
113	N	Saint Francis (PA)	82 50
114	A	Cincinnati	52 65
155	A	UT Martin	65 72
155	H	UT Martin	68 69
155	N	UT Martin	60 63
160	A	Jacksonville St.	48 55
161	A	SIUE	57 65
161	H	SIUE	72 62
170	H	Southern Ill.	74 79
183	A	Kansas	50 51
192	A	Morehead St.	58 60
192	H	Morehead St.	56 59
248	A	Austin Peay	65 66
248	H	Austin Peay	50 61
265	H	Bradley	57 53
294	A	Murray St.	85 74
294	H	Murray St.	80 70
312	A	Tennessee Tech	70 66
314	A	Eastern Ky.	66 52
314	H	Eastern Ky.	69 55
328	H	Tennessee St.	71 66
345	A	Eastern Ill.	77 54
345	H	Eastern Ill.	51 48
349	H	Evansville	74 65

LAST 12 Division I GAMES:			
155	N	UT Martin	60 63
155	H	UT Martin	68 69
314	A	Eastern Ky.	66 52
161	H	SIUE	72 62
345	H	Eastern Ill.	51 48
155	A	UT Martin	65 72
192	A	Morehead St.	58 60
248	H	Austin Peay	50 61
294	H	Murray St.	80 70
160	A	Jacksonville St.	48 55
312	A	Tennessee Tech	70 66
345	A	Eastern Ill.	77 54

Southeast Mo. St.



Average RPI Win:	254	WON-LOST	WINNING	LAST 10	STRENGTH OF	OPP. STRENGTH	TEAM	ADJ.	CONF.	ADJ CONF.
Average RPI Loss:	194	RECORD	PCT. RANK	GAMES	SCHEDULE	OF SCHEDULE	RPI	RPI	RPI	RPI
DIV. I ONLY	8- 21	282	5- 5	267	276	299	299	26	26	
DIV. I NON-CONF.	1- 10	327	0- 0	170	192	295	295	26	26	
-----										
TOTALS	RPI 1-25	RPI 26-50	W-L RECORDS	RPI 51-100	RPI 101-999	RPI 201+				
8- 21	0- 0	0- 1	OVERALL	0- 2	8- 18	6- 12				
4- 8	0- 0	0- 0	HOME	0- 1	4- 7	3- 6				
4- 12	0- 0	0- 1	AWAY	0- 1	4- 10	3- 6				
0- 1	0- 0	0- 0	NEUTRAL	0- 0	0- 1	0- 0				
1- 10	0- 0	0- 1	NON-CONFERENCE	0- 1	1- 8	0- 4				
0- 3	0- 0	0- 0	HOME	0- 0	0- 3	0- 2				
1- 6	0- 0	0- 1	AWAY	0- 1	1- 4	0- 2				
0- 1	0- 0	0- 0	NEUTRAL	0- 0	0- 1	0- 0				
7- 11	0- 0	0- 0	CONFERENCE	0- 1	7- 10	6- 8				
4- 5	0- 0	0- 0	HOME	0- 1	4- 4	3- 4				
3- 6	0- 0	0- 0	AWAY	0- 0	3- 6	3- 4				
0- 0	0- 0	0- 0	NEUTRAL	0- 0	0- 0	0- 0				

RPI S Opponent	Score	RPI S Opponent	Score	RPI S Opponent	Score	RPI S Opponent	Score	Team's RPI: 299
28 A LSU	56 84	71 A TCU	62 112	101 A Auburn	46 80	114 A Cincinnati	43 82	
		90 H Lamar University	58 75	115 A SFA	67 79	126 A Central Ark.	47 63	
				126 H Central Ark.	78 70	130 A Bethune-Cookman	60 58	
				158 H Louisiana	56 68	162 N Kent St.	60 81	
				218 A Akron	54 66	222 A New Orleans	73 82	
				222 H New Orleans	71 74	226 A A&M-Corpus Christi	52 56	
				229 A Nicholls St.	66 57	229 H Nicholls St.	64 79	
				232 A Grambling	52 61	253 A Abilene Christian	80 86	
				253 H Abilene Christian	78 76	278 A McNeese	47 69	
				278 H McNeese	65 77	292 H Alcorn	77 84	
				310 H Incarnate Word	65 54	311 A Houston Baptist	76 61	
				315 H Alabama A&M	74 76	335 H Sam Houston St.	52 57	
				336 A Northwestern St.	64 54	336 H Northwestern St.	71 65	
LAST 12 Division I GAMES:								
229 H Nicholls St.	64 79	310 H Incarnate Word	65 54					
222 H New Orleans	71 74	126 H Central Ark.	78 70					
336 A Northwestern St.	64 54	226 A A&M-Corpus Christi	52 56					
253 H Abilene Christian	78 76	229 A Nicholls St.	66 57					
222 A New Orleans	73 82	335 H Sam Houston St.	52 57					
278 A McNeese	47 69	336 H Northwestern St.	71 65					

Non-Div I Games:

Southeastern La.



Average RPI	Win:	169	WON-LOST	WINNING	LAST 10	STRENGTH OF	OPP. STRENGTH	TEAM	ADJ.	CONF.	ADJ CONF.
Average RPI	Loss:	20	RECORD	PCT. RANK	GAMES	SCHEDULE	OF SCHEDULE	RPI	RPI	RPI	RPI
DIV. I ONLY	20- 11	93	5- 5	48	58	49	49	5	5		
DIV. I NON-CONF.	10- 1	15	0- 0	182	235	44	44	3	3		
-----											
TOTALS	RPI 1-25	RPI 26-50	W-L RECORDS	RPI 51-100	RPI 101-999	RPI 201+					
20- 11	0- 8	1- 3	OVERALL	2- 0	17- 0	7- 0					
7- 5	0- 4	1- 1	HOME	1- 0	5- 0	3- 0					
9- 5	0- 3	0- 2	AWAY	0- 0	9- 0	4- 0					
4- 1	0- 1	0- 0	NEUTRAL	1- 0	3- 0	0- 0					
10- 1	0- 1	0- 0	NON-CONFERENCE	1- 0	9- 0	6- 0					
2- 1	0- 1	0- 0	HOME	0- 0	2- 0	2- 0					
5- 0	0- 0	0- 0	AWAY	0- 0	5- 0	4- 0					
3- 0	0- 0	0- 0	NEUTRAL	1- 0	2- 0	0- 0					
10- 10	0- 7	1- 3	CONFERENCE	1- 0	8- 0	1- 0					
5- 4	0- 3	1- 1	HOME	1- 0	3- 0	1- 0					
4- 5	0- 3	0- 2	AWAY	0- 0	4- 0	0- 0					
1- 1	0- 1	0- 0	NEUTRAL	0- 0	1- 0	0- 0					

RPI 1-25				RPI 26-50				Team's RPI: 49				RPI 51-100				RPI 101+			
RPI	S	Opponent	Score	RPI	S	Opponent	Score	RPI	S	Opponent	Score	RPI	S	Opponent	Score	RPI	S	Opponent	Score
7	A	Oregon	74 80	42	A	Oregon St.	63 69	53	H	Arizona St.	77 62	103	N	Middle Tenn.	72 57				
7	H	Oregon	66 70	42	H	Oregon St.	65 61	61	N	Purdue	58 46	110	A	Utah	58 47				
10	A	UCLA	46 59	44	A	Cal i forni a	64 76					110	H	Utah	53 52				
10	H	UCLA	70 84	44	H	Cal i forni a	59 62					111	A	Washington St.	73 72				
13	A	Stanford	65 72									111	N	Washington St.	47 44				
13	H	Stanford	55 59									143	A	Colorado	86 51				
13	N	Stanford	59 69									143	H	Colorado	65 53				
15	H	Texas A&M	74 75									144	A	Loyol a Marymount	80 70				
												167	N	Marist	78 57				
												198	A	Washingt on	72 61				
												213	H	Montana St.	98 47				
												247	A	UC Ri versi de	64 46				
												251	A	Hawai i	71 60				
												276	H	Ari zona	78 52				
												290	A	Santa Clara	64 43				
												296	H	Long Beach St.	75 60				
												309	A	UTRGV	71 64				



Average RPI Win: 251		WON-LOST RECORD	WINNING PCT. RANK	LAST 10 GAMES	STRENGTH OF SCHEDULE	OPP. STRENGTH OF SCHEDULE	TEAM RPI	ADJ. RPI	CONF. RPI	ADJ. CONF. RPI
Average RPI Loss: 136										
DIV. I ONLY		15- 13	156	5- 5	194	257	170	170	23	23
DIV. I NON-CONF.		4- 6	214	0- 0	58	222	130	130	21	21
TOTALS		RPI 1-25	RPI 26-50	W-L RECORDS		RPI 51-100	RPI 101-999	RPI 201+		
15- 13	0- 0		0- 1	OVERALL		1- 6	14- 6	11- 3		
8- 4	0- 0		0- 0	HOME		1- 2	7- 2	5- 1		
7- 7	0- 0		0- 0	AWAY		0- 0	7- 1	6- 1		
0- 2	0- 0		0- 1	NEUTRAL		0- 1	0- 0	0- 0		
4- 6	0- 0		0- 1	NON-CONFERENCE		0- 3	4- 2	2- 0		
1- 2	0- 0		0- 0	HOME		0- 1	1- 1	0- 0		
3- 2	0- 0		0- 0	AWAY		0- 1	3- 1	2- 0		
0- 2	0- 0		0- 1	NEUTRAL		0- 1	0- 0	0- 0		
11- 7	0- 0		0- 0	CONFERENCE		1- 3	10- 4	9- 3		
7- 2	0- 0		0- 0	HOME		1- 1	6- 1	5- 1		
4- 5	0- 0		0- 0	AWAY		0- 2	4- 3	4- 2		
0- 0	0- 0		0- 0	NEUTRAL		0- 0	0- 0	0- 0		

RPI 1-25				RPI 26-50				RPI 51-100				RPI 101+				Team's RPI: 170	
RPI	S	Opponent	Score	RPI	S	Opponent	Score	RPI	S	Opponent	Score	RPI	S	Opponent	Score		
				48	N	Miami (FL)	65 75	57	H	Western Ky.	49 75	135	A	UNI	63 71		
								72	A	Drake	73 84	135	H	UNI	60 53		
								72	H	Drake	64 75	155	H	UT Martin	84 72		
								75	N	Albany (NY)	57 68	161	H	SIUE	53 57		
								81	A	UAB	66 76	191	A	Memphis	68 56		
								96	A	Missouri St.	61 79	192	A	Morehead St.	81 85		
								96	H	Missouri St.	71 69	233	A	Southeast Mo. St.	79 74		
												237	A	Illinois St.	46 49		
												237	H	Illinois St.	36 39		
												260	A	Indiana St.	64 45		
												260	H	Indiana St.	54 43		
												265	A	Bradley	63 62		
												265	H	Bradley	62 53		
												298	A	Valparaiso	88 86		
												298	H	Valparaiso	74 63		
												305	A	Loyola Chicago	53 62		
												305	H	Loyola Chicago	62 46		
												313	A	Marshall	64 59		
												349	A	Evansville	74 62		
												349	H	Evansville	66 41		
LAST 12 Division I GAMES:																	
				349	H	Evansville	66 41	237	H	Illinois St.	36 39						
				260	H	Indiana St.	54 43	135	A	UNI	63 71						
				96	A	Missouri St.	61 79	72	A	Drake	73 84						
				305	A	Loyola Chicago	53 62	96	H	Missouri St.	71 69						
				298	A	Valparaiso	88 86	298	H	Valparaiso	74 63						
				265	H	Bradley	62 53	305	H	Loyola Chicago	62 46						

Non-Div I Games:	Martin Methodist	60	50
------------------	------------------	----	----

Southern Ill.

■ Loss, ■ Non-Conf, S Site, H Home A Away N Neutral



Average RPI Win:	221	WON-LOST	WINNING	LAST 10	STRENGTH OF	OPP. STRENGTH	TEAM	ADJ.	CONF.	ADJ CONF.
Average RPI Loss:	155	RECORD	PCT. RANK	GAMES	SCHEDULE	OF SCHEDULE	RPI	RPI	RPI	RPI
DIV. I ONLY	13- 14	191	4- 6	226	153	207	207	18	18	
DIV. I NON-CONF.	6- 5	153	0- 0	325	117	236	236	20	20	
-----										
TOTALS	RPI 1-25	RPI 26-50	W-L RECORDS	RPI 51-100	RPI 101-999	RPI 201+				
13- 14	0- 1	0- 0	OVERALL	2- 2	11- 11	7- 4				
10- 4	0- 0	0- 0	HOME	1- 0	9- 4	6- 2				
3- 10	0- 1	0- 0	AWAY	1- 2	2- 7	1- 2				
0- 0	0- 0	0- 0	NEUTRAL	0- 0	0- 0	0- 0				
6- 5	0- 1	0- 0	NON-CONFERENCE	0- 1	6- 3	5- 0				
5- 1	0- 0	0- 0	HOME	0- 0	5- 1	4- 0				
1- 4	0- 1	0- 0	AWAY	0- 1	1- 2	1- 0				
0- 0	0- 0	0- 0	NEUTRAL	0- 0	0- 0	0- 0				
7- 9	0- 0	0- 0	CONFERENCE	2- 1	5- 8	2- 4				
5- 3	0- 0	0- 0	HOME	1- 0	4- 3	2- 2				
2- 6	0- 0	0- 0	AWAY	1- 1	1- 5	0- 2				
0- 0	0- 0	0- 0	NEUTRAL	0- 0	0- 0	0- 0				

RPI 1-25				RPI 26-50				RPI 51-100				RPI 101+ Team's RPI: 207			
RPI	S	Opponent	Score	RPI	S	Opponent	Score	RPI	S	Opponent	Score	RPI	S	Opponent	Score
3	A	Mississippi St.	56 91					57	A	Western Ky.	60 81	103	A	Middle Tenn.	61 53
								57	H	Western Ky.	69 63	107	A	Rice	56 62
								68	A	Georgia Tech	44 63	124	A	Louisiana Tech	57 89
								81	A	UAB	80 63	124	H	Louisiana Tech	65 50
												129	H	Tulane	66 58
												153	A	Charlotte	56 66
												153	H	Charlotte	79 85
												156	A	Samford	56 61
												159	A	Ole Miss	59 68
												164	H	South Ala.	57 78
												176	H	UTEP	60 53
												221	A	Fla. Atlantic	74 89
												225	A	North Texas	62 71
												264	H	UTSA	83 60
												283	H	Old Dominion	55 74
												292	H	Alcorn	72 67
												301	H	FIU	70 74
												313	H	Marshall	70 61
												316	H	Alabama St.	72 35
												335	H	Sam Houston St.	58 38
												336	A	Northwestern St.	71 59
												341	H	Mississippi Val.	84 69
LAST 12 Division I GAMES:															
301	H	FIU	70 74	283	H	Old Dominion	55 74								
57	H	Western Ky.	69 63	313	H	Marshall	70 61								
176	H	UTEP	60 53	107	A	Rice	56 62								
221	A	Fla. Atlantic	74 89	264	H	UTSA	83 60								
124	A	Louisiana Tech	57 89	153	H	Charlotte	79 85								
225	A	North Texas	62 71	103	A	Middle Tenn.	61 53								

Non-Div I Games: William Carey 82 44 Blue Mountain (MS) 96 46

Southern Miss.



Average RPI Win:	298	WON-LOST	WINNING	LAST 10	STRENGTH OF	OPP. STRENGTH	TEAM	ADJ.	CONF.	ADJ CONF.
Average RPI Loss:	151	RECORD	PCT. RANK	GAMES	SCHEDULE	OF SCHEDULE	RPI	RPI	RPI	RPI
DIV. I ONLY	14- 12	152	7- 3	277	324	181	181	32	32	
DIV. I NON-CONF.	0- 8	337	0- 0	45	18	274	274	32	32	
-----										
TOTALS	RPI 1-25	RPI 26-50	W-L RECORDS	RPI 51-100	RPI 101-999	RPI 201+				
14- 12	0- 1	0- 0	OVERALL	0- 3	14- 8	14- 5				
8- 1	0- 0	0- 0	HOME	0- 0	8- 1	8- 1				
6- 10	0- 1	0- 0	AWAY	0- 2	6- 7	6- 4				
0- 1	0- 0	0- 0	NEUTRAL	0- 1	0- 0	0- 0				
0- 8	0- 1	0- 0	NON-CONFERENCE	0- 3	0- 4	0- 1				
0- 0	0- 0	0- 0	HOME	0- 0	0- 0	0- 0				
0- 7	0- 1	0- 0	AWAY	0- 2	0- 4	0- 1				
0- 1	0- 0	0- 0	NEUTRAL	0- 1	0- 0	0- 0				
14- 4	0- 0	0- 0	CONFERENCE	0- 0	14- 4	14- 4				
8- 1	0- 0	0- 0	HOME	0- 0	8- 1	8- 1				
6- 3	0- 0	0- 0	AWAY	0- 0	6- 3	6- 3				
0- 0	0- 0	0- 0	NEUTRAL	0- 0	0- 0	0- 0				

RPI 1-25				RPI 26-50				RPI 51-100				RPI 101+				Team's RPI: 181
RPI	S	Opponent	Score	RPI	S	Opponent	Score	RPI	S	Opponent	Score	RPI	S	Opponent	Score	
14	A	South Fla.	48 108					54	A	Oklahoma St.	66 94	101	A	Auburn	47 65	
								55	A	Indiana	49 64	130	A	Bethune-Cookman	56 68	
								73	N	Tol edo	76 81	164	A	South Ala.	65 69	
												203	A	Wisconsin	74 77	
												223	A	Texas Southern	67 57	
												223	H	Texas Southern	60 66	
												232	A	Grambling	71 79	
												232	H	Grambling	63 44	
												246	A	Prairie View	62 69	
												246	H	Prairie View	96 58	
												292	A	Alcorn	75 55	
												292	H	Alcorn	64 56	
												295	A	Jackson St.	68 58	
												295	H	Jackson St.	86 76	
												315	A	Alabama A&M	58 46	
												315	H	Alabama A&M	77 62	
												316	A	Alabama St.	56 58	
												316	H	Alabama St.	66 58	
												333	A	Ark.-Pine Bluff	71 52	
												333	H	Ark.-Pine Bluff	59 46	
												341	A	Mississippi Val.	70 54	
												341	H	Mississippi Val.	66 58	
LAST 12 Division I GAMES:																
246	H	Prairie View	96 58	333	H	Ark.-Pine Bluff	59 46									
223	H	Texas Southern	60 66	295	A	Jackson St.	68 58									
292	A	Alcorn	75 55	232	A	Grambling	71 79									
315	A	Alabama A&M	58 46	292	H	Alcorn	64 56									
316	A	Alabama St.	56 58	315	H	Alabama A&M	77 62									
341	H	Mississippi Val.	66 58	316	H	Alabama St.	66 58									

Non-Div I Games: Mobile 86 54

Southern U.



## Southern Utah

Through Games Of March 3, 2018

Average RPI Win:	253	WON-LOST	WINNING	LAST 10	STRENGTH OF	OPP. STRENGTH	TEAM	ADJ.	CONF.	ADJ CONF.
Average RPI Loss:	179	RECORD	PCT. RANK	GAMES	SCHEDULE	OF SCHEDULE	RPI	RPI	RPI	RPI
DIV. I ONLY	3- 26	336	0- 10	183	260	329	329	19	19	
DIV. I NON-CONF.	1- 10	327	0- 0	158	326	325	325	13	13	
-----										
TOTALS	RPI 1-25	RPI 26-50	W-L RECORDS	RPI 51-100	RPI 101-999	RPI 201+				
3- 26	0- 1	0- 1	OVERALL	0- 1	3- 23	2- 10				
2- 12	0- 0	0- 1	HOME	0- 1	2- 10	1- 4				
1- 14	0- 1	0- 0	AWAY	0- 0	1- 13	1- 6				
0- 0	0- 0	0- 0	NEUTRAL	0- 0	0- 0	0- 0				
1- 10	0- 1	0- 0	NON-CONFERENCE	0- 1	1- 8	1- 4				
1- 4	0- 0	0- 0	HOME	0- 1	1- 3	1- 1				
0- 6	0- 1	0- 0	AWAY	0- 0	0- 5	0- 3				
0- 0	0- 0	0- 0	NEUTRAL	0- 0	0- 0	0- 0				
2- 16	0- 0	0- 1	CONFERENCE	0- 0	2- 15	1- 6				
1- 8	0- 0	0- 1	HOME	0- 0	1- 7	0- 3				
1- 8	0- 0	0- 0	AWAY	0- 0	1- 8	1- 3				
0- 0	0- 0	0- 0	NEUTRAL	0- 0	0- 0	0- 0				

RPI 1-25				RPI 26-50				RPI 51-100				RPI 101+				Team's RPI: 329
RPI	S	Opponent	Score	RPI	S	Opponent	Score	RPI	S	Opponent	Score	RPI	S	Opponent	Score	
7	A	Oregon	38 98	37	H	Northern Colo.	54 60	66	H	UC Davis	59 85	128	A	Portland St.	66 70	
												142	A	Eastern Wash.	41 58	
												142	H	Eastern Wash.	49 70	
												147	A	Weber St.	50 65	
												147	H	Weber St.	64 77	
												148	A	Idaho St.	39 66	
												148	H	Idaho St.	76 70	
												150	A	Idaho	51 74	
												150	H	Idaho	57 65	
												152	A	BYU	67 75	
												157	H	Binghamton	66 72	
												172	A	San Diego	59 72	
												186	H	UC Irvine	64 71	
												193	H	North Dakota	53 68	
												211	H	CSU Bakersfield	45 46	
												213	A	Montana St.	71 91	
												213	H	Montana St.	57 63	
												241	A	Montana	71 81	
												241	H	Montana	65 74	
												249	A	Grand Canyon	54 59	
												267	A	Sacramento St.	77 79	
												276	A	Arizona	74 76	
												304	H	Utah St.	70 67	
												307	A	Northern Ariz.	60 57	
												307	H	Northern Ariz.	55 72	
												321	A	Utah Valley	61 69	
LAST 12 Division I GAMES:																
150	H	Idaho	57 65	307	H	Northern Ariz.	55 72									
142	H	Eastern Wash.	49 70	148	A	Idaho St.	39 66									
267	A	Sacramento St.	77 79	147	A	Weber St.	50 65									
128	A	Portland St.	66 70	213	H	Montana St.	57 63									
37	H	Northern Colo.	54 60	241	H	Montana	65 74									
193	H	North Dakota	53 68	142	A	Eastern Wash.	41 58									

Non-Div I Games:

Southern Utah

■ Loss, 
 ■ Non-Conf, 
 ■ S Site, 
 ■ H Home 
 ■ A Away 
 N Neutral



Average RPI Win:	236	WON-LOST	WINNING	LAST 10	STRENGTH OF	OPP. STRENGTH	TEAM	ADJ.	CONF.	ADJ CONF.
Average RPI Loss:	133	RECORD	PCT. RANK	GAMES	SCHEDULE	OF SCHEDULE	RPI	RPI	RPI	RPI
DIV. I ONLY	8- 22	288	1- 9	114	177	256	256	12	12	
DIV. I NON-CONF.	5- 8	220	0- 0	107	206	197	197	10	10	
-----										
TOTALS	RPI 1-25	RPI 26-50	W-L RECORDS	RPI 51-100	RPI 101-999	RPI 201+				
8- 22	0- 1	0- 1	OVERALL	2- 7	6- 13	6- 4				
5- 9	0- 1	0- 0	HOME	1- 3	4- 5	4- 0				
2- 13	0- 0	0- 1	AWAY	1- 4	1- 8	1- 4				
1- 0	0- 0	0- 0	NEUTRAL	0- 0	1- 0	1- 0				
5- 8	0- 1	0- 0	NON-CONFERENCE	2- 3	3- 4	3- 2				
3- 3	0- 1	0- 0	HOME	1- 1	2- 1	2- 0				
1- 5	0- 0	0- 0	AWAY	1- 2	0- 3	0- 2				
1- 0	0- 0	0- 0	NEUTRAL	0- 0	1- 0	1- 0				
3- 14	0- 0	0- 1	CONFERENCE	0- 4	3- 9	3- 2				
2- 6	0- 0	0- 0	HOME	0- 2	2- 4	2- 0				
1- 8	0- 0	0- 1	AWAY	0- 2	1- 5	1- 2				
0- 0	0- 0	0- 0	NEUTRAL	0- 0	0- 0	0- 0				

RPI 1-25				RPI 26-50				RPI 51-100				RPI 101+				Team's RPI: 256
RPI	S	Opponent	Score	RPI	S	Opponent	Score	RPI	S	Opponent	Score	RPI	S	Opponent	Score	
19	H	Buffalo	59 76	33	A	Dayton	59 80	73	H	Toledo	39 58	109	A	George Mason	63 78	
								74	A	Duquesne	59 73	109	A	George Mason	79 89	
								74	H	Duquesne	73 76	109	H	George Mason	63 76	
								75	A	Albany (NY)	52 69	118	H	Delaware	52 53	
								77	A	Navy	48 86	121	A	Saint Louis	55 78	
								84	A	Fordham	48 72	131	H	Saint Joseph's	64 70	
								85	H	George Washington	56 63	187	H	Davidson	68 75	
								89	A	Bucknell	59 48	189	A	Siena	62 70	
								92	H	Penn St.	65 62	196	H	Richmond	57 79	
												214	H	Eastern Mich.	70 51	
												231	H	Niagara	76 58	
												243	A	Hofstra	68 71	
												244	A	La Salle	63 66	
												275	H	Massachusetts	69 59	
												280	A	VCU	75 77	
												286	A	Canisius	69 71	
												322	N	UMBC	63 54	
												334	A	Rhode Island	77 72	
												334	H	Rhode Island	81 70	
-----																
LAST 12 Division I GAMES:																
109	A	George Mason	79 89	85	H	George Washington	56 63									
74	H	Duquesne	73 76	109	H	George Mason	63 76									
334	A	Rhode Island	77 72	74	A	Duquesne	59 73									
109	A	George Mason	63 78	84	A	Fordham	48 72									
196	H	Richmond	57 79	187	H	Davidson	68 75									
280	A	VCU	75 77	334	H	Rhode Island	81 70									

Non-Div I Games:

St. Bonaventure



Average RPI Win:	271	WON-LOST	WINNING	LAST 10	STRENGTH OF	OPP. STRENGTH	TEAM	ADJ.	CONF.	ADJ CONF.
Average RPI Loss:	213	RECORD	PCT. RANK	GAMES	SCHEDULE	OF SCHEDULE	RPI	RPI	RPI	RPI
DIV. I ONLY	12- 16	216	5- 5	314	334	266	266	29	29	
DIV. I NON-CONF.	4- 7	226	0- 0	297	323	277	277	29	29	
-----										
TOTALS	RPI 1-25	RPI 26-50	W-L RECORDS	RPI 51-100	RPI 101-999	RPI 201+				
12- 16	0- 0	0- 0	OVERALL	0- 1	12- 15	10- 9				
8- 4	0- 0	0- 0	HOME	0- 0	8- 4	6- 2				
4- 11	0- 0	0- 0	AWAY	0- 1	4- 10	4- 7				
0- 1	0- 0	0- 0	NEUTRAL	0- 0	0- 1	0- 0				
4- 7	0- 0	0- 0	NON-CONFERENCE	0- 1	4- 6	3- 3				
3- 1	0- 0	0- 0	HOME	0- 0	3- 1	2- 0				
1- 5	0- 0	0- 0	AWAY	0- 1	1- 4	1- 3				
0- 1	0- 0	0- 0	NEUTRAL	0- 0	0- 1	0- 0				
8- 9	0- 0	0- 0	CONFERENCE	0- 0	8- 9	7- 6				
5- 3	0- 0	0- 0	HOME	0- 0	5- 3	4- 2				
3- 6	0- 0	0- 0	AWAY	0- 0	3- 6	3- 4				
0- 0	0- 0	0- 0	NEUTRAL	0- 0	0- 0	0- 0				

RPI 1-25				RPI 26-50				RPI 51-100				RPI 101+				Team's RPI: 266	
RPI	S	Opponent	Score	RPI	S	Opponent	Score	RPI	S	Opponent	Score	RPI	S	Opponent	Score		
								70	A	St. John's (NY)	49	73	113	A	Saint Francis (PA)	75	90
												113	H	Saint Francis (PA)	71	94	
												123	A	Seton Hall	50	84	
												134	A	Robert Morris	36	59	
												134	H	Robert Morris	49	47	
												163	H	Army West Point	73	52	
												192	H	Morehead St.	59	73	
												201	N	Norfolk St.	51	52	
												221	A	Fla. Atlantic	60	80	
												238	H	Loyola Maryland	64	47	
												257	A	Sacred Heart	60	66	
												257	H	Sacred Heart	63	48	
												259	A	Howard	69	72	
												262	A	Manhattan	54	57	
												274	A	LIU Brooklyn	59	61	
												274	H	LIU Brooklyn	64	54	
												285	A	Fairleigh Dickinson	58	45	
												285	H	Fairleigh Dickinson	62	70	
												288	A	Central Conn. St.	78	70	
												288	H	Central Conn. St.	77	83	
												293	A	Bryant	63	73	
												297	A	Mt. St. Mary's	75	56	
												297	H	Mt. St. Mary's	82	73	
												330	A	Wagner	47	50	
												330	H	Wagner	80	76	
												340	H	Iona	72	63	
												347	A	Saint Peter's	64	49	
LAST 12 Division I GAMES:																	
288	H	Central Conn. St.	77	83	297	A	Mt. St. Mary's	75	56								
285	A	Fairleigh Dickinson	58	45	330	A	Wagner	47	50								
257	A	Sacred Heart	60	66	257	H	Sacred Heart	63	48								
274	H	LIU Brooklyn	64	54	285	H	Fairleigh Dickinson	62	70								
134	H	Robert Morris	49	47	293	A	Bryant	63	73								
113	H	Saint Francis (PA)	71	94	288	A	Central Conn. St.	78	70								

Non-Div I Games:

St. Francis Brooklyn



Average RPI	Win:	124	WON-LOST	WINNING	LAST 10	STRENGTH OF	OPP. STRENGTH	TEAM	ADJ.	CONF.	ADJ CONF.
Average RPI	Loss:	65	RECORD	PCT. RANK	GAMES	SCHEDULE	OF SCHEDULE	RPI	RPI	RPI	RPI
DIV. I ONLY		16- 13	141	4- 6	16	65	70	70	6	6	
DIV. I NON-CONF.		7- 4	102	0- 1	7	57	38	38	6	6	
-----											
TOTALS	RPI 1-25		RPI 26-50		W-L RECORDS	RPI 51-100	RPI 101-999		RPI 201+		
16- 13	0- 7		3- 2		OVERALL	2- 1	11- 3		3- 2		
10- 5	0- 3		2- 0		HOME	1- 1	7- 1		2- 1		
5- 6	0- 2		1- 2		AWAY	1- 0	3- 2		1- 1		
1- 2	0- 2		0- 0		NEUTRAL	0- 0	1- 0		0- 0		
7- 4	0- 3		1- 0		NON-CONFERENCE	2- 1	4- 0		1- 0		
4- 2	0- 1		0- 0		HOME	1- 1	3- 0		1- 0		
2- 0	0- 0		1- 0		AWAY	1- 0	0- 0		0- 0		
1- 2	0- 2		0- 0		NEUTRAL	0- 0	1- 0		0- 0		
9- 9	0- 4		2- 2		CONFERENCE	0- 0	7- 3		2- 2		
6- 3	0- 2		2- 0		HOME	0- 0	4- 1		1- 1		
3- 6	0- 2		0- 2		AWAY	0- 0	3- 2		1- 1		
0- 0	0- 0		0- 0		NEUTRAL	0- 0	0- 0		0- 0		

RPI 1-25				RPI 26-50				RPI 51-100				Team's RPI : 70				RPI 101+			
RPI	S	Opponent	Score	RPI	S	Opponent	Score	RPI	S	Opponent	Score	RPI	S	Opponent	Score	RPI	S	Opponent	Score
12	N	South Carolina	58 76	26	A	Villanova	52 69	63	H	James Madison	81 64	104	N	Western Mi ch.	76 48				
14	N	South Fla.	59 68	26	H	Villanova	70 64	75	A	Albany (NY)	71 66	108	A	Georgetown	71 63				
19	H	Buffalo	72 73	47	A	Creighton	39 53	84	H	Fordham	64 67	108	H	Georgetown	64 41				
23	A	DePaul	67 76	47	H	Creighton	72 65					122	A	Butler	73 55				
23	H	DePaul	54 67	48	A	Miami (FL)	74 64					122	H	Butler	76 38				
24	A	Marquette	72 74									123	A	Seton Hall	57 62				
24	H	Marquette	57 76									123	H	Seton Hall	75 56				
												151	H	William & Mary	92 81				
												183	H	Kansas	65 53				
												215	A	Provi dence	68 70				
												215	H	Provi dence	44 49				
												220	A	Xavi er	67 63				
												220	H	Xavi er	70 36				
												266	H	St. Franci s Brookl yn	73 49				



Average RPI Win:	116	WON-LOST	WINNING	LAST 10	STRENGTH OF	OPP. STRENGTH	TEAM	ADJ.	CONF.	ADJ CONF.
Average RPI Loss:	26	RECORD	PCT. RANK	GAMES	SCHEDULE	OF SCHEDULE	RPI	RPI	RPI	RPI
DIV. I ONLY	22- 9	63	9- 1	6	14	13	13	5	5	
DIV. I NON-CONF.	6- 6	170	0- 0	4	10	37	37	3	3	
-----										
TOTALS	RPI 1-25	RPI 26-50	W-L RECORDS	RPI 51-100	RPI 101-999	RPI 201+				
22- 9	2- 6	5- 1	OVERALL	4- 2	11- 0	4- 0				
12- 2	1- 1	2- 0	HOME	2- 1	7- 0	3- 0				
6- 5	1- 3	2- 1	AWAY	0- 1	3- 0	1- 0				
4- 2	0- 2	1- 0	NEUTRAL	2- 0	1- 0	0- 0				
6- 6	0- 5	0- 0	NON-CONFERENCE	2- 1	4- 0	2- 0				
3- 2	0- 1	0- 0	HOME	1- 1	2- 0	2- 0				
1- 2	0- 2	0- 0	AWAY	0- 0	1- 0	0- 0				
2- 2	0- 2	0- 0	NEUTRAL	1- 0	1- 0	0- 0				
16- 3	2- 1	5- 1	CONFERENCE	2- 1	7- 0	2- 0				
9- 0	1- 0	2- 0	HOME	1- 0	5- 0	1- 0				
5- 3	1- 1	2- 1	AWAY	0- 1	2- 0	1- 0				
2- 0	0- 0	1- 0	NEUTRAL	1- 0	0- 0	0- 0				

RPI 1-25				Team's RPI: 13				RPI 26-50				RPI 51-100				RPI 101+			
RPI	S	Opponent	Score	RPI	S	Opponent	Score	RPI	S	Opponent	Score	RPI	S	Opponent	Score	RPI	S	Opponent	Score
2	N	UConn	53 78	42	A	Oregon St.	60 57	53	A	Arizona St.	66 73	110	H	Utah	70 49				
4	A	Baylor	57 81	44	A	Cal i forn i a	66 78	53	H	Arizona St.	74 50	111	H	Washington St.	70 57				
6	A	Ohio St.	64 85	44	H	Cal i forn i a	74 69	53	N	Arizona St.	58 46	127	A	San Franci sco	86 66				
6	N	Ohio St.	82 94	49	A	Southern Cal i forn i a	59 55	58	N	Belmont	74 53	143	H	Colorado	62 53				
7	A	Oregon	78 65	49	H	Southern Cal i forn i a	72 65	87	H	UNLV	74 33	162	N	Kent St.	79 54				
9	H	Tennessee	71 83	49	N	Southern Cal i forn i a	69 59	97	H	Western Ill.	64 71	198	A	Washing ton	86 79				
10	A	UCLA	53 64									198	H	Washi ngton	71 45				
10	H	UCLA	76 65									211	H	CSU Bakersfi el d	57 34				



Average RPI Win:	242	WON-LOST	WINNING	LAST 10	STRENGTH OF	OPP. STRENGTH	TEAM	ADJ.	CONF.	ADJ CONF.
Average RPI Loss:	143	RECORD	PCT. RANK	GAMES	SCHEDULE	OF SCHEDULE	RPI	RPI	RPI	RPI
DIV. I ONLY	15- 14	170	5- 5	225	217	199	199	24	24	
DIV. I NON-CONF.	7- 7	170	0- 0	131	128	156	156	22	22	
-----										
TOTALS	RPI 1-25	RPI 26-50	W-L RECORDS	RPI 51-100	RPI 101-999	RPI 201+				
15- 14	0- 2	0- 0	OVERALL	0- 6	15- 6	10- 5				
9- 4	0- 0	0- 0	HOME	0- 2	9- 2	6- 1				
4- 6	0- 2	0- 0	AWAY	0- 2	4- 2	3- 2				
2- 4	0- 0	0- 0	NEUTRAL	0- 2	2- 2	1- 2				
7- 7	0- 2	0- 0	NON-CONFERENCE	0- 2	7- 3	2- 2				
4- 1	0- 0	0- 0	HOME	0- 0	4- 1	1- 0				
1- 2	0- 2	0- 0	AWAY	0- 0	1- 0	0- 0				
2- 4	0- 0	0- 0	NEUTRAL	0- 2	2- 2	1- 2				
8- 7	0- 0	0- 0	CONFERENCE	0- 4	8- 3	8- 3				
5- 3	0- 0	0- 0	HOME	0- 2	5- 1	5- 1				
3- 4	0- 0	0- 0	AWAY	0- 2	3- 2	3- 2				
0- 0	0- 0	0- 0	NEUTRAL	0- 0	0- 0	0- 0				

RPI 1-25				RPI 26-50				RPI 51-100				RPI 101+				Team's RPI: 199
RPI	S	Opponent	Score	RPI	S	Opponent	Score	RPI	S	Opponent	Score	RPI	S	Opponent	Score	
8	A	Florida St.	39 84					52	A	FGCU	40 80	105	H	Chattanooga	78 67	
11	A	Texas	59 95					52	H	FGCU	60 74	137	H	Texas St.	61 54	
								57	N	Western Ky.	58 66	161	A	SIUE	65 61	
								94	N	Wright St.	59 64	174	N	Florida	85 71	
								98	A	Jacksonville	63 73	195	H	High Point	64 69	
								98	H	Jacksonville	54 61	196	H	Richmond	72 67	
												215	N	Providence	45 56	
												239	A	North Florida	68 51	
												239	H	North Florida	68 55	
												239	H	North Florida	55 63	
												252	H	Northern Ky.	67 56	
												261	A	Lipscomb	59 55	
												261	H	Lipscomb	91 71	
												279	N	UMKC	50 67	
												300	A	Kennesaw St.	49 66	
												300	H	Kennesaw St.	96 53	
												303	A	USC Upstate	64 69	
												303	H	USC Upstate	62 61	
												332	N	Delaware St.	58 43	
												338	A	NJIT	72 53	
												338	H	NJIT	73 55	
-----																
LAST 12 Division I GAMES:																
239	H	North Florida	55 63	98	H	Jacksonville	54 61									
52	H	FGCU	60 74	239	A	North Florida	68 51									
261	H	Lipscomb	91 71	98	A	Jacksonville	63 73									
300	H	Kennesaw St.	96 53	239	H	North Florida	68 55									
303	A	USC Upstate	64 69	300	A	Kennesaw St.	49 66									
338	A	NJIT	72 53	261	A	Lipscomb	59 55									

Non-Div I Games: Thomas (GA) 92 41 Webber Int'l 67 30

Stetson



Average RPI Win:	267	WON-LOST	WINNING	LAST 10	STRENGTH OF	OPP. STRENGTH	TEAM	ADJ.	CONF.	ADJ CONF.
Average RPI Loss:	128	RECORD	PCT. RANK	GAMES	SCHEDULE	OF SCHEDULE	RPI	RPI	RPI	RPI
DIV. I ONLY	17- 12	117	7- 3	291	251	185	185	20	20	
DIV. I NON-CONF.	7- 5	132	0- 0	335	242	224	224	24	24	
-----										
TOTALS	RPI 1-25	RPI 26-50	W-L RECORDS	RPI 51-100	RPI 101-999	RPI 201+				
17- 12	0- 0	0- 1	OVERALL	1- 4	16- 7	13- 1				
8- 5	0- 0	0- 0	HOME	1- 1	7- 4	7- 0				
9- 6	0- 0	0- 1	AWAY	0- 3	9- 2	6- 1				
0- 1	0- 0	0- 0	NEUTRAL	0- 0	0- 1	0- 0				
7- 5	0- 0	0- 1	NON-CONFERENCE	0- 1	7- 3	7- 1				
4- 1	0- 0	0- 0	HOME	0- 0	4- 1	4- 0				
3- 4	0- 0	0- 1	AWAY	0- 1	3- 2	3- 1				
0- 0	0- 0	0- 0	NEUTRAL	0- 0	0- 0	0- 0				
10- 7	0- 0	0- 0	CONFERENCE	1- 3	9- 4	6- 0				
4- 4	0- 0	0- 0	HOME	1- 1	3- 3	3- 0				
6- 2	0- 0	0- 0	AWAY	0- 2	6- 0	3- 0				
0- 1	0- 0	0- 0	NEUTRAL	0- 0	0- 1	0- 0				

RPI S Opponent Score	RPI S Opponent Score	RPI S Opponent Score	RPI S Opponent Score
	35 A Syracuse 70 81	51 A Harvard 53 60	125 H Yale 71 77
		75 A Albany (NY) 58 64	140 A Hartford 66 58
		75 H Albany (NY) 68 72	140 H Hartford 68 75
		79 A Maine 56 64	157 A Binghamton 67 59
		79 H Maine 76 68	157 H Binghamton 64 69
			173 A Northwestern 36 68
			175 A New Hampshire 62 56
			175 H New Hampshire 50 51
			175 N New Hampshire 54 71
			243 A Hofstra 73 49
			262 H Manhattan 74 59
			272 A Cornell 40 48
			285 A Fairleigh Dickinson 56 51
			288 H Central Conn. St. 60 55
			289 A Vermont 55 49
			289 H Vermont 80 57
			322 A UMBC 69 44
			322 H UMBC 53 49
			327 A Ga. Southern 68 49
			330 H Wagner 69 50
			340 H Iona 63 46
			348 A UMass Lowell 63 60
			348 H UMass Lowell 59 50
LAST 12 Division I GAMES:			
175 N New Hampshire 54 71	157 H Binghamton 64 69		
289 A Vermont 55 49	140 A Hartford 66 58		
175 A New Hampshire 62 56	322 A UMBC 69 44		
322 H UMBC 53 49	75 A Albany (NY) 58 64		
79 H Maine 76 68	348 H UMass Lowell 59 50		
348 A UMass Lowell 63 60	175 H New Hampshire 50 51		

Non-Div I Games: Farmingdale St. 76 25

Stony Brook



Average RPI Win:	154	WON-LOST	WINNING	LAST 10	STRENGTH OF	OPP. STRENGTH	TEAM	ADJ.	CONF.	ADJ CONF.
Average RPI Loss:	30	RECORD	PCT. RANK	GAMES	SCHEDULE	OF SCHEDULE	RPI	RPI	RPI	RPI
DIV. I ONLY	22- 8	52	7- 3	67	26	35	35	1	1	
DIV. I NON-CONF.	12- 1	6	0- 0	121	109	24	24	1	1	
-----										
TOTALS	RPI 1-25	RPI 26-50	W-L RECORDS	RPI 51-100	RPI 101-999	RPI 201+				
22- 8	2- 4	1- 2	OVERALL	3- 2	16- 0	7- 0				
13- 2	2- 1	1- 0	HOME	1- 1	9- 0	4- 0				
6- 4	0- 2	0- 2	AWAY	2- 0	4- 0	1- 0				
3- 2	0- 1	0- 0	NEUTRAL	0- 1	3- 0	2- 0				
12- 1	0- 1	1- 0	NON-CONFERENCE	2- 0	9- 0	5- 0				
7- 0	0- 0	1- 0	HOME	0- 0	6- 0	3- 0				
2- 0	0- 0	0- 0	AWAY	2- 0	0- 0	0- 0				
3- 1	0- 1	0- 0	NEUTRAL	0- 0	3- 0	2- 0				
10- 7	2- 3	0- 2	CONFERENCE	1- 2	7- 0	2- 0				
6- 2	2- 1	0- 0	HOME	1- 1	3- 0	1- 0				
4- 4	0- 2	0- 2	AWAY	0- 0	4- 0	1- 0				
0- 1	0- 0	0- 0	NEUTRAL	0- 1	0- 0	0- 0				

RPI 1-25				RPI 26-50				Team's RPI: 35				RPI 51-100				RPI 101+			
RPI	S	Opponent	Score	RPI	S	Opponent	Score	RPI	S	Opponent	Score	RPI	S	Opponent	Score	RPI	S	Opponent	Score
1	A	Notre Dame	72 87	30	A	Vi rgi ni a	63 68	67	H	Vi rgi ni a Tech	64 73	106	A	Wake Forest	71 61				
3	N	Mississippi St.	65 76	45	H	Drexel	72 62	67	N	Vi rgi ni a Tech	70 85	119	A	North Carolina	86 80				
5	H	Loui sville	77 84	48	A	Mi ami (FL)	67 72	68	H	Georgi a Tech	88 77	140	H	Hartford	75 63				
8	H	Florida St.	76 69					85	A	George Washi ngton	74 62	149	N	Vanderbil t	84 78				
17	A	NC State	56 60					87	A	UNLV	69 55	165	H	Clemson	86 51				
18	H	Duke	68 65									173	H	Northwestern	81 74				
												184	A	Pi ttsburgh	62 53				
												184	H	Pi ttsburgh	70 52				
												185	H	Stony Brook	81 70				
												203	N	Wi sconsi n	77 74				
												204	A	Boston College	75 57				
												204	H	Boston College	69 63				
												228	N	Coastal Caro.	69 57				
												271	H	UMES	68 45				
												277	H	Morgan St.	95 68				
												287	H	Col gate	79 39				



Average RPI Win:	156	WON-LOST	WINNING	LAST 10	STRENGTH OF	OPP. STRENGTH	TEAM	ADJ.	CONF.	ADJ CONF.
Average RPI Loss:	59	RECORD	PCT. RANK	GAMES	SCHEDULE	OF SCHEDULE	RPI	RPI	RPI	RPI
DIV. I ONLY	19- 11	99	4- 6	68	47	71	71	4	4	
DIV. I NON-CONF.	9- 2	33	0- 0	214	202	75	75	5	5	
-----										
TOTALS	RPI 1-25	RPI 26-50	W-L RECORDS	RPI 51-100	RPI 101-999	RPI 201+				
19- 11	1- 4	2- 1	OVERALL	4- 3	12- 3	6- 0				
11- 5	1- 1	1- 0	HOME	2- 2	7- 2	3- 0				
5- 6	0- 3	0- 1	AWAY	2- 1	3- 1	2- 0				
3- 0	0- 0	1- 0	NEUTRAL	0- 0	2- 0	1- 0				
9- 2	0- 1	0- 0	NON-CONFERENCE	1- 0	8- 1	4- 0				
6- 1	0- 0	0- 0	HOME	1- 0	5- 1	2- 0				
1- 1	0- 1	0- 0	AWAY	0- 0	1- 0	1- 0				
2- 0	0- 0	0- 0	NEUTRAL	0- 0	2- 0	1- 0				
10- 9	1- 3	2- 1	CONFERENCE	3- 3	4- 2	2- 0				
5- 4	1- 1	1- 0	HOME	1- 2	2- 1	1- 0				
4- 5	0- 2	0- 1	AWAY	2- 1	2- 1	1- 0				
1- 0	0- 0	1- 0	NEUTRAL	0- 0	0- 0	0- 0				

RPI	S	Opponent	Score	RPI	S	Opponent	Score	RPI	S	Opponent	Score	RPI	S	Opponent	Score
4	A	Bayl or	63 83	31	A	Okl ahoma	71 84	54	A	Okl ahoma St.	72 85	102	A	Iowa St.	75 52
4	H	Bayl or	53 85	31	H	Okl ahoma	62 58	54	H	Okl ahoma St.	54 71	102	H	Iowa St.	63 66
11	A	Texas	65 92	31	N	Okl ahoma	90 83	61	A	West Vi rgin ia	76 74	125	H	Yale	72 82
11	H	Texas	79 77					61	H	West Vi rgin ia	82 87	137	H	Texas St.	82 58
15	A	Texas A&M	58 71					91	A	Kansas St.	68 63	150	N	Idaho	86 76
								91	H	Kansas St.	87 70	178	H	Oral Roberts	72 58
								93	H	Al abama	88 67	182	H	Hampton	90 68
												183	A	Kansas	77 86
												183	H	Kansas	76 66
												212	A	SMU	64 58
												250	A	Texas Tech	72 60
												250	H	Texas Tech	93 72
												276	N	Ari zona	68 59
												299	H	Southeastern La.	112 62
												336	H	Northwestern St.	89 51
-----															
LAST 12 Di vi si on I GAMES:															
31	N	Okl ahoma	90 83	4	A	Bayl or	63 83	54	H	Okl ahoma St.	54 71	11	A	Texas	65 92
54	A	Okl ahoma St.	72 85	54	H	Okl ahoma St.	54 71	102	A	Iowa St.	75 52	31	H	Okl ahoma	62 58
4	H	Bayl or	53 85	11	A	Texas	65 92	91	A	Kansas St.	68 63	91	A	Kansas St.	87 70
250	A	Texas Tech	72 60	102	A	Iowa St.	75 52	91	A	Kansas St.	68 63				
91	H	Kansas St.	87 70	31	H	Okl ahoma	62 58								
102	H	Iowa St.	63 66	91	A	Kansas St.	68 63								

Non-Di v I Games:

TCU



Average RPI Win: 211

Average RPI Loss: 77

WON-LOST  
RECORDWINNING  
PCT. RANKLAST 10  
GAMESSTRENGTH OF  
SCHEDULEOPP. STRENGTH  
OF SCHEDULETEAM  
RPIADJ.  
RPICONF.  
RPIADJ CONF.  
RPIDIV. I ONLY  
DIV. I NON-CONF.12- 18  
8- 5228  
1113- 7  
0- 176  
17475  
97179  
172179  
1727  
77  
7

TOTALS

RPI 1-25

RPI 26-50

W-L RECORDS

RPI 51-100

RPI 101-999

RPI 201+

12- 18

0- 5

0- 4

OVERALL

1- 2

11- 7

6- 1

8- 11

0- 3

0- 3

HOME

1- 2

7- 3

4- 0

3- 7

0- 1

0- 0

AWAY

0- 0

3- 1

2- 0

1- 0

0- 0

0- 0

NEUTRAL

0- 0

1- 0

0- 0

8- 5

0- 1

0- 2

NON-CONFERENCE

1- 1

7- 1

4- 0

6- 5

0- 1

0- 2

HOME

1- 1

5- 1

2- 0

2- 0

0- 0

0- 0

AWAY

0- 0

2- 0

2- 0

0- 0

0- 0

0- 0

NEUTRAL

0- 0

0- 0

0- 0

4- 13

0- 4

0- 2

CONFERENCE

0- 1

4- 6

2- 1

2- 6

0- 2

0- 1

HOME

0- 1

2- 2

2- 0

1- 7

0- 2

0- 1

AWAY

0- 0

1- 4

0- 1

1- 0

0- 0

0- 0

NEUTRAL

0- 0

1- 0

0- 0

RPI 1-25

RPI 26-50

RPI 51-100

RPI 101+

Team's RPI: 179

RPI	S	Opponent	Score
2	A	UConn	45 106
2	H	UConn	57 113
12	H	South Carolina	60 87
14	A	South Fla.	60 76
14	H	South Fla.	73 89

RPI	S	Opponent	Score
26	H	Villanova	65 69
38	H	Rutgers	67 84
43	A	UCF	46 76
43	H	UCF	57 64

RPI	S	Opponent	Score
51	H	Harvard	86 64
60	H	Penn	59 74
69	H	Houston	75 99

RPI	S	Opponent	Score
114	A	Cincinnati	72 80
114	H	Cincinnati	52 70
129	A	Tulane	65 69
131	H	Saint Joseph's	69 66
146	A	Wichita St.	81 88
146	N	Wichita St.	72 59
159	H	Ole Miss	48 64
167	H	Marist	83 77
182	H	Hampton	65 56
191	H	Memphis	78 83
194	A	East Carolina	65 64
205	H	Tulsa	76 75
212	A	SMU	56 60
212	H	SMU	55 52
244	A	La Salle	69 52
330	H	Wagner	70 36
332	H	Delaware St.	96 72
340	A	Iona	59 54

LAST 12 Division I GAMES:

146	N	Wichita St.	72	59	43	H	UCF	57	64
191	H	Memphis	78	83	129	A	Tulane	65	69
194	A	East Carolina	65	64	205	H	Tulsa	76	75
114	H	Cincinnati	52	70	212	A	SMU	56	60
2	A	UConn	45	106	14	A	South Fla.	60	76
146	A	Wichita St.	81	88	60	H	Penn	59	74

Non-Div I Games:

Temple

Loss, 
Non-Conf, 
S Site, 
H Home
A Away
N Neutral



Average RPI Win:	106	WON-LOST	WINNING	LAST 10	STRENGTH OF	OPP. STRENGTH	TEAM	ADJ.	CONF.	ADJ CONF.
Average RPI Loss:	25	RECORD	PCT. RANK	GAMES	SCHEDULE	OF SCHEDULE	RPI	RPI	RPI	RPI
DIV. I ONLY	24- 7	37	7- 3	7	11	9	9	2	2	
DIV. I NON-CONF.	12- 1	6	0- 0	10	43	3	3	2	2	
-----										
TOTALS	RPI 1-25	RPI 26-50	W-L RECORDS	RPI 51-100	RPI 101-999	RPI 201+				
24- 7	6- 5	1- 1	OVERALL	4- 1	13- 0	2- 0				
13- 2	3- 1	1- 0	HOME	1- 1	8- 0	1- 0				
7- 4	2- 3	0- 1	AWAY	1- 0	4- 0	1- 0				
4- 1	1- 1	0- 0	NEUTRAL	2- 0	1- 0	0- 0				
12- 1	3- 1	0- 0	NON-CONFERENCE	3- 0	6- 0	2- 0				
7- 0	1- 0	0- 0	HOME	1- 0	5- 0	1- 0				
2- 1	1- 1	0- 0	AWAY	0- 0	1- 0	1- 0				
3- 0	1- 0	0- 0	NEUTRAL	2- 0	0- 0	0- 0				
12- 6	3- 4	1- 1	CONFERENCE	1- 1	7- 0	0- 0				
6- 2	2- 1	1- 0	HOME	0- 1	3- 0	0- 0				
5- 3	1- 2	0- 1	AWAY	1- 0	3- 0	0- 0				
1- 1	0- 1	0- 0	NEUTRAL	0- 0	1- 0	0- 0				

RPI	S	Opponent	Score
1	A	Notre Dame	70 84
3	H	Mississippi St.	52 71
11	H	Texas	82 75
12	A	South Carolina	86 70
12	H	South Carolina	65 46
12	N	South Carolina	62 73
13	A	Stanford	83 71
15	A	Texas A&M	76 79
15	H	Texas A&M	82 67
22	A	Missouri	73 77
24	N	Marquette	101 99

RPI	S	Opponent	Score
27	H	Georgia	62 46
28	A	LSU	59 70

RPI	S	Opponent	Score
54	N	Oklahoma St.	79 69
63	H	James Madison	89 60
64	N	South Dakota	69 49
86	A	Kentucky	63 49
93	H	Alabama	63 72

RPI	S	Opponent	Score
101	H	Auburn	70 59
101	N	Auburn	64 61
111	H	ETSU	87 49
126	H	Central Ark.	77 34
145	A	Arkansas	90 85
146	H	Wichita St.	68 56
149	A	Vanderbilt	74 64
149	H	Vanderbilt	86 73
159	H	Ole Miss	75 66
174	A	Florida	70 42
180	H	Troy	131 69
296	A	Long Beach St.	90 61
316	H	Alabama St.	104 51

## LAST 12 Division I GAMES:

12	N	South Carolina	62 73	27	H	Georgia	62 46
101	N	Auburn	64 61	145	A	Arkansas	90 85
12	H	South Carolina	65 46	149	A	Vanderbilt	74 64
174	A	Florida	70 42	15	H	Texas A&M	82 67
22	A	Missouri	73 77	28	A	LSU	59 70
93	H	Alabama	63 72	159	H	Ole Miss	75 66

Non-Div I Games:

Tennessee



Tennessee St.		Through Games Of March 5, 2018									
Average RPI Win: 309		WON-LOST	WINNING	LAST 10	STRENGTH OF	OPP. STRENGTH	TEAM	ADJ.	CONF.	ADJ CONF.	
Loss: 189		RECORD	PCT. RANK	GAMES	SCHEDULE	OF SCHEDULE	RPI	RPI	RPI	RPI	
DIV. I ONLY		5- 21	323	3- 7	244	301	328	328	25	25	
DIV. I NON-CONF.		1- 7	310	0- 0	151	303	313	313	27	27	
TOTALS		RPI 1-25	RPI 26-50	W-L RECORDS		RPI 51-100	RPI 101-999	RPI 201+			
5- 21	0- 1		0- 1	OVERALL		0- 2	5- 17	5- 8			
4- 10	0- 0		0- 1	HOME		0- 1	4- 8	4- 4			
1- 11	0- 1		0- 0	AWAY		0- 1	1- 9	1- 4			
0- 0	0- 0		0- 0	NEUTRAL		0- 0	0- 0	0- 0			
1- 7	0- 1		0- 1	NON-CONFERENCE		0- 0	1- 5	1- 3			
1- 4	0- 0		0- 1	HOME		0- 0	1- 3	1- 2			
0- 3	0- 1		0- 0	AWAY		0- 0	0- 2	0- 1			
0- 0	0- 0		0- 0	NEUTRAL		0- 0	0- 0	0- 0			
4- 14	0- 0		0- 0	CONFERENCE		0- 2	4- 12	4- 5			
3- 6	0- 0		0- 0	HOME		0- 1	3- 5	3- 2			
1- 8	0- 0		0- 0	AWAY		0- 1	1- 7	1- 3			
0- 0	0- 0		0- 0	NEUTRAL		0- 0	0- 0	0- 0			

RPI 1-25				RPI 26-50				RPI 51-100				RPI 101+				Team's RPI: 328	
RPI	S	Opponent	Score	RPI	S	Opponent	Score	RPI	S	Opponent	Score	RPI	S	Opponent	Score		
5	A	Louisville	56 95	34	H	Ball St.	65 85	58	A	Belmont	42 84	155	A	UT Martin	68 80		
								58	H	Belmont	70 87	160	A	Jacksonville St.	61 62		
												160	H	Jacksonville St.	56 75		
												161	A	SIUE	63 74		
												161	H	SIUE	76 88		
												180	H	Troy	66 95		
												191	A	Memphis	75 79		
												192	A	Morehead St.	81 97		
												192	H	Morehead St.	69 71		
												209	A	Arkansas St.	62 68		
												233	A	Southeast Mo. St.	66 71		
												248	H	Austin Peay	59 75		
												261	H	Lipscomb	71 64		
												294	H	Murray St.	73 85		
												312	A	Tennessee Tech	65 68		
												312	H	Tennessee Tech	76 66		
												313	H	Marshall	65 71		
												314	A	Eastern Ky.	59 58		
												314	H	Eastern Ky.	69 58		
												315	H	Alabama A&M	75 77		
												345	A	Eastern Ill.	59 66		
												345	H	Eastern Ill.	86 68		
LAST 12 Division I GAMES:																	
				58	A	Belmont	42 84	314	A	Eastern Ky.	59 58						
				312	A	Tennessee Tech	65 68	192	A	Morehead St.	81 97						
				314	H	Eastern Ky.	69 58	345	H	Eastern Ill.	86 68						
				192	H	Morehead St.	69 71	161	H	SIUE	76 88						
				160	A	Jacksonville St.	61 62	294	H	Murray St.	73 85						
				58	H	Belmont	70 87	248	H	Austin Peay	59 75						

Non-Div I Games:	Fisk	93	48
------------------	------	----	----

Tennessee St.

■ Loss, ■ Non-Conf, S Site, H Home A Away N Neutral



Average RPI Win:	285	WON-LOST	WINNING	LAST 10	STRENGTH OF	OPP. STRENGTH	TEAM	ADJ.	CONF.	ADJ CONF.
Average RPI Loss:	177	RECORD	PCT. RANK	GAMES	SCHEDULE	OF SCHEDULE	RPI	RPI	RPI	RPI
DIV. I ONLY	5- 22	324	3- 7	184	289	312	312	25	25	
DIV. I NON-CONF.	1- 8	313	0- 0	77	204	275	275	27	27	
-----										
TOTALS	RPI 1-25	RPI 26-50	W-L RECORDS	RPI 51-100	RPI 101-999	RPI 201+				
5- 22	0- 0	0- 1	OVERALL	0- 5	5- 16	4- 8				
3- 10	0- 0	0- 0	HOME	0- 2	3- 8	3- 4				
2- 12	0- 0	0- 1	AWAY	0- 3	2- 8	1- 4				
0- 0	0- 0	0- 0	NEUTRAL	0- 0	0- 0	0- 0				
1- 8	0- 0	0- 1	NON-CONFERENCE	0- 3	1- 4	1- 1				
1- 3	0- 0	0- 0	HOME	0- 1	1- 2	1- 1				
0- 5	0- 0	0- 1	AWAY	0- 2	0- 2	0- 0				
0- 0	0- 0	0- 0	NEUTRAL	0- 0	0- 0	0- 0				
4- 14	0- 0	0- 0	CONFERENCE	0- 2	4- 12	3- 7				
2- 7	0- 0	0- 0	HOME	0- 1	2- 6	2- 3				
2- 7	0- 0	0- 0	AWAY	0- 1	2- 6	1- 4				
0- 0	0- 0	0- 0	NEUTRAL	0- 0	0- 0	0- 0				

RPI 1-25				RPI 26-50				RPI 51-100				RPI 101+ Team's RPI: 312			
RPI	S	Opponent	Score	RPI	S	Opponent	Score	RPI	S	Opponent	Score	RPI	S	Opponent	Score
				27	A	Georgia	48 56	58	A	Belmont	59 78	103	A	Middle Tenn.	44 58
								58	H	Belmont	60 68	111	A	ETSU	55 74
								76	H	IUPUI	54 68	136	H	Radford	41 60
								86	A	Kentucky	54 82	155	H	UT Martin	51 67
								94	A	Wright St.	59 82	160	A	Jacksonville St.	60 58
												160	H	Jacksonville St.	59 73
												161	A	SIUE	58 65
												192	A	Morehead St.	51 53
												192	H	Morehead St.	67 74
												233	H	Southeast Mo. St.	66 70
												248	A	Austin Peay	52 53
												248	H	Austin Peay	63 59
												261	H	Lipscomb	57 61
												294	A	Murray St.	73 80
												294	H	Murray St.	63 72
												314	A	Eastern Ky.	53 55
												314	H	Eastern Ky.	68 76
												328	A	Tennessee St.	66 76
												328	H	Tennessee St.	68 65
												343	H	Winthrop	70 41
												345	A	Eastern Ill.	60 57
LAST 12 Division I GAMES:															
				160	H	Jacksonville St.	59 73	345	A	Eastern Ill.	60 57				
				328	H	Tennessee St.	68 65	161	A	SIUE	58 65				
				294	A	Murray St.	73 80	155	H	UT Martin	51 67				
				248	A	Austin Peay	52 53	233	H	Southeast Mo. St.	66 70				
				58	H	Belmont	60 68	192	A	Morehead St.	51 53				
				160	A	Jacksonville St.	60 58	314	A	Eastern Ky.	53 55				

Non-Div I Games: Cumberland (TN) 83 52 Tenn. Wesleyan 84 66

Tennessee Tech



Average RPI Win: 127  
Average RPI Loss: 18

WON-LOST  
RECORD

WINNING  
PCT. RANK

LAST 10  
GAMES

STRENGTH OF  
SCHEDULE

OPP. STRENGTH  
OF SCHEDULE

TEAM  
RPI

ADJ.  
RPI

CONF.  
RPI

ADJ CONF.  
RPI

DIV. I ONLY	25- 5	13	9- 1	30	7	11	11	4	4
DIV. I NON-CONF.	9- 2	33	0- 0	53	11	25	25	5	5
TOTALS	RPI 1-25	RPI 26-50	W-L RECORDS	RPI 51-100	RPI 101-999	RPI 201+			
25- 5	1- 4	4- 0	OVERALL	7- 1	13- 0	5- 0			
14- 2	1- 2	1- 0	HOME	4- 0	8- 0	4- 0			
8- 3	0- 2	2- 0	AWAY	3- 1	3- 0	1- 0			
3- 0	0- 0	1- 0	NEUTRAL	0- 0	2- 0	0- 0			
9- 2	1- 2	2- 0	NON-CONFERENCE	0- 0	6- 0	3- 0			
6- 1	1- 1	0- 0	HOME	0- 0	5- 0	3- 0			
1- 1	0- 1	1- 0	AWAY	0- 0	0- 0	0- 0			
2- 0	0- 0	1- 0	NEUTRAL	0- 0	1- 0	0- 0			
16- 3	0- 2	2- 0	CONFERENCE	7- 1	7- 0	2- 0			
8- 1	0- 1	1- 0	HOME	4- 0	3- 0	1- 0			
7- 2	0- 1	1- 0	AWAY	3- 1	3- 0	1- 0			
1- 0	0- 0	0- 0	NEUTRAL	0- 0	1- 0	0- 0			

RPI	S	Opponent	Score	RPI	S	Opponent	Score	RPI	S	Opponent	Score	RPI	S	Opponent	Score
2	H	UConn	71 75	27	A	Georgia	81 53	54	A	Oklahoma St.	77 62	102	A	Iowa St.	72 59
4	A	Baylor	56 81	28	N	LSU	75 66	54	H	Oklahoma St.	84 79	102	H	Iowa St.	87 55
4	H	Baylor	87 93	31	A	Oklahoma	88 78	61	A	West Virginia	73 55	102	N	Iowa St.	81 69
8	H	Florida St.	87 72	31	H	Oklahoma	79 66	61	H	West Virginia	79 58	124	H	Louisiana Tech	88 54
9	A	Tennessee	75 82					71	A	TCU	77 79	183	A	Kansas	55 41
								71	H	TCU	92 65	183	H	Kansas	79 62
								91	A	Kansas St.	75 64	198	N	Washington	92 68
								91	H	Kansas St.	76 54	199	H	Stetson	95 59
												250	A	Texas Tech	90 39
												250	H	Texas Tech	87 72
												264	H	UTSA	120 70
												278	H	McNeese	100 34
												336	H	Northwestern St.	68 44
LAST 12 Division I GAMES:															
102	N	Iowa St.	81 69	91	H	Kansas St.	76 54	61	A	West Virginia	73 55	71	H	TCU	92 65
31	H	Oklahoma	79 66	61	A	West Virginia	73 55	183	A	Kansas	55 41	102	H	Iowa St.	87 55
102	A	Iowa St.	72 59	71	H	TCU	92 65	102	H	Iowa St.	87 55	4	A	Baylor	56 81
4	H	Baylor	87 93	4	A	Baylor	56 81								
54	A	Oklahoma St.	77 62												
250	H	Texas Tech	87 72												

Non-Div I Games:

Texas

Loss, Non-Conf, S Site, H Home A Away N Neutral



**T  
e  
x  
a  
s  
A  
&  
M**

**T  
e  
x  
a  
s  
A  
&  
M**

Texas A&amp;M



Average RPI Win: 293

WON-LOST

WINNING

LAST 10

STRENGTH OF

OPP. STRENGTH

TEAM

ADJ.

CONF.

ADJ CONF.

Average RPI Loss: 207

RECORD

PCT. RANK

GAMES

SCHEDULE

OF SCHEDULE

RPI

RPI

RPI

RPI

DIV. I ONLY	16- 11	115	7- 3	343	344	223	223	32	32
DIV. I NON-CONF.	3- 6	239	0- 0	304	245	265	265	32	32
-----									
TOTALS	RPI 1-25	RPI 26-50	W-L RECORDS	RPI 51-100	RPI 101-999	RPI 201+			
16- 11	0- 0	0- 0	OVERALL	0- 0	16- 11	15- 5			
7- 3	0- 0	0- 0	HOME	0- 0	7- 3	7- 1			
7- 8	0- 0	0- 0	AWAY	0- 0	7- 8	6- 4			
2- 0	0- 0	0- 0	NEUTRAL	0- 0	2- 0	2- 0			
3- 6	0- 0	0- 0	NON-CONFERENCE	0- 0	3- 6	3- 1			
0- 1	0- 0	0- 0	HOME	0- 0	0- 1	0- 0			
1- 5	0- 0	0- 0	AWAY	0- 0	1- 5	1- 1			
2- 0	0- 0	0- 0	NEUTRAL	0- 0	2- 0	2- 0			
13- 5	0- 0	0- 0	CONFERENCE	0- 0	13- 5	12- 4			
7- 2	0- 0	0- 0	HOME	0- 0	7- 2	7- 1			
6- 3	0- 0	0- 0	AWAY	0- 0	6- 3	5- 3			
0- 0	0- 0	0- 0	NEUTRAL	0- 0	0- 0	0- 0			

RPI 1-25				RPI 26-50				RPI 51-100				RPI 101+				Team's RPI: 223	
RPI	S	Opponent	Score	RPI	S	Opponent	Score	RPI	S	Opponent	Score	RPI	S	Opponent	Score		
												106	A	Wake Forest	56	73	
												137	H	Texas St.	56	70	
												159	A	Ole Miss	58	73	
												176	A	UTEP	55	65	
												181	A	Southern U.	66	60	
												181	H	Southern U.	57	67	
												183	A	Kansas	37	72	
												210	N	New Mexico St.	66	50	
												222	A	New Orleans	69	72	
												232	A	Grambling	73	63	
												232	H	Grambling	66	56	
												246	A	Prairie View	48	65	
												246	H	Prairie View	56	61	
												292	A	Alcorn	52	54	
												292	H	Alcorn	91	57	
												295	A	Jackson St.	77	74	
												295	H	Jackson St.	71	66	
												315	A	Alabama A&M	55	49	
												315	H	Alabama A&M	60	43	
												316	A	Alabama St.	71	39	
												316	H	Alabama St.	76	48	
												333	A	Ark. -Pine Bluff	59	61	
												333	H	Ark. -Pine Bluff	58	52	
												335	A	Sam Houston St.	77	58	
												336	N	Northwestern St.	56	43	
												341	A	Mississippi Val.	72	53	
												341	H	Mississippi Val.	55	39	
LAST 12 Division I GAMES:																	
				292	A	Alcorn	52	54				232	H	Grambling	66	56	
				181	A	Southern U.	66	60				295	H	Jackson St.	71	66	
				316	H	Alabama St.	76	48				246	A	Prairie View	48	65	
				315	H	Alabama A&M	60	43				316	A	Alabama St.	71	39	
				333	A	Ark. -Pine Bluff	59	61				315	A	Alabama A&M	55	49	
				341	A	Mississippi Val.	72	53				333	H	Ark. -Pine Bluff	58	52	

Non-Div I Games:

Paul Quinn

85 59

Wiley

74 36

Texas Southern

Loss, 
Non-Conf, 
S Site, 
H Home
A Away 
N Neutral



Average RPI Win:	255	WON-LOST	WINNING	LAST 10	STRENGTH OF	OPP. STRENGTH	TEAM	ADJ.	CONF.	ADJ CONF.
Average RPI Loss:	140	RECORD	PCT. RANK	GAMES	SCHEDULE	OF SCHEDULE	RPI	RPI	RPI	RPI
DIV. I ONLY	21- 8	56	9- 1	325	229	137	137	22	22	
DIV. I NON-CONF.	7- 4	102	0- 0	261	247	138	138	23	23	
-----										
TOTALS	RPI 1-25	RPI 26-50	W-L RECORDS	RPI 51-100	RPI 101-999	RPI 201+				
21- 8	0- 0	0- 0	OVERALL	0- 3	21- 5	16- 1				
11- 2	0- 0	0- 0	HOME	0- 1	11- 1	7- 0				
10- 5	0- 0	0- 0	AWAY	0- 0	10- 0	9- 0				
0- 1	0- 0	0- 0	NEUTRAL	0- 0	0- 1	0- 0				
7- 4	0- 0	0- 0	NON-CONFERENCE	0- 2	7- 2	6- 0				
3- 1	0- 0	0- 0	HOME	0- 1	3- 0	2- 0				
4- 2	0- 0	0- 0	AWAY	0- 1	4- 1	4- 0				
0- 1	0- 0	0- 0	NEUTRAL	0- 0	0- 1	0- 0				
14- 4	0- 0	0- 0	CONFERENCE	0- 1	14- 3	10- 1				
8- 1	0- 0	0- 0	HOME	0- 0	8- 1	5- 0				
6- 3	0- 0	0- 0	AWAY	0- 1	6- 2	5- 1				
0- 0	0- 0	0- 0	NEUTRAL	0- 0	0- 0	0- 0				

RPI 1-25				RPI 26-50				RPI 51-100				RPI 101+				Team's RPI: 137	
RPI	S	Opponent	Score	RPI	S	Opponent	Score	RPI	S	Opponent	Score	RPI	S	Opponent	Score		
								69	H	Houston	67	72	130	N	Bethune-Cookman	56	62
								71	A	TCU	58	82	141	H	Fresno St.	76	59
								95	A	Little Rock	48	63	158	A	Louisiana	56	53
													158	H	Louisiana	58	65
													164	H	South Ala.	78	63
													166	A	UT Arlington	59	61
													166	H	UT Arlington	75	58
													180	H	Troy	83	75
													199	A	Stetson	54	61
													209	A	Arkansas St.	67	55
													223	A	Texas Southern	70	56
													228	A	Coastal Caro.	64	65
													228	H	Coastal Caro.	78	69
													246	H	Prairie View	84	57
													250	A	Texas Tech	87	70
													264	H	UTSA	91	38
													273	A	Appalachian St.	69	54
													273	H	Appalachian St.	92	50
													306	A	Georgia St.	83	63
													306	H	Georgia St.	62	40
													310	A	Incarnate Word	74	33
													327	A	Ga. Southern	81	56
													327	H	Ga. Southern	60	51
													335	A	Sam Houston St.	73	41
													337	A	La.-Monroe	81	45
													337	H	La.-Monroe	86	52
LAST 12 Division I GAMES:																	
166	H	UT Arlington	75	58	273	H	Appalachian St.	92	50								
327	H	Ga. Southern	60	51	228	H	Coastal Caro.	78	69								
306	H	Georgia St.	62	40	306	A	Georgia St.	83	63								
337	A	La.-Monroe	81	45	327	A	Ga. Southern	81	56								
158	A	Louisiana	56	53	158	H	Louisiana	58	65								
166	A	UT Arlington	59	61	337	H	La.-Monroe	86	52								

Non-Div I Games:

Texas St.



Average RPI	Win:	295	WON-LOST	WINNING	LAST 10	STRENGTH OF	OPP. STRENGTH	TEAM	ADJ.	CONF.	ADJ CONF.
Average RPI	Loss:	64	RECORD	PCT. RANK	GAMES	SCHEDULE	OF SCHEDULE	RPI	RPI	RPI	RPI
DIV. I ONLY	7- 23	304	0- 10	78	68	250	250	4	4		
DIV. I NON-CONF.	6- 5	153	0- 0	250	308	251	251	5	5		
-----											
TOTALS	RPI 1-25	RPI 26-50	W-L RECORDS	RPI 51-100	RPI 101-999	RPI 201+					
7- 23	0- 5	0- 3	OVERALL	0- 10	7- 5	6- 0					
6- 12	0- 3	0- 2	HOME	0- 4	6- 3	6- 0					
1- 10	0- 2	0- 1	AWAY	0- 6	1- 1	0- 0					
0- 1	0- 0	0- 0	NEUTRAL	0- 0	0- 1	0- 0					
6- 5	0- 1	0- 1	NON-CONFERENCE	0- 2	6- 1	6- 0					
6- 3	0- 1	0- 1	HOME	0- 0	6- 1	6- 0					
0- 2	0- 0	0- 0	AWAY	0- 2	0- 0	0- 0					
0- 0	0- 0	0- 0	NEUTRAL	0- 0	0- 0	0- 0					
1- 18	0- 4	0- 2	CONFERENCE	0- 8	1- 4	0- 0					
0- 9	0- 2	0- 1	HOME	0- 4	0- 2	0- 0					
1- 8	0- 2	0- 1	AWAY	0- 4	1- 1	0- 0					
0- 1	0- 0	0- 0	NEUTRAL	0- 0	0- 1	0- 0					

RPI 1-25				RPI 26-50				RPI 51-100				RPI 101+ Team's RPI: 250			
RPI	S	Opponent	Score	RPI	S	Opponent	Score	RPI	S	Opponent	Score	RPI	S	Opponent	Score
4	A	Bayl or	49 97	28	H	LSU	40 48	54	A	Okl ahoma St.	62 80	102	A	Iowa St.	57 69
4	H	Bayl or	44 90	31	A	Okl ahoma	61 79	54	H	Okl ahoma St.	57 98	102	H	Iowa St.	54 66
11	A	Texas	72 87	31	H	Okl ahoma	52 73	61	A	West Vi rgi nia	52 82	102	N	Iowa St.	49 74
11	H	Texas	39 90					61	H	West Vi rgi nia	60 74	137	H	Texas St.	70 87
15	H	Texas A&M	56 90					69	A	Houston	75 79	183	A	Kansas	68 56
								71	A	TCU	72 93	183	H	Kansas	47 60
								71	H	TCU	60 72	246	H	Prai ri e Vi ew	89 60
								82	A	New Mexi co	56 90	309	H	UTRGV	80 64
								91	A	Kansas St.	69 83	310	H	Incarnate Word	80 54
								91	H	Kansas St.	63 86	333	H	Ark. -Pi ne Bl uff	74 47
												339	H	Fl ori da A&M	82 63
												348	H	UMass Lowell	93 65
-----															
LAST 12 Di vi si on I GAMES:															
102	N	Iowa St.	49 74	61	H	West Vi rgi nia	60 74								
91	H	Kansas St.	63 86	91	A	Kansas St.	69 83								
31	A	Okl ahoma	61 79	4	H	Bayl or	44 90								
71	H	TCU	60 72	54	A	Okl ahoma St.	62 80								
102	A	Iowa St.	57 69	61	A	West Vi rgi nia	52 82								
11	A	Texas	72 87	11	H	Texas	39 90								

Non-Di v I Games:

Texas Tech



Average RPI Win:	159	WON-LOST	WINNING	LAST 10	STRENGTH OF	OPP. STRENGTH	TEAM	ADJ.	CONF.	ADJ CONF.
Average RPI Loss:	72	RECORD	PCT. RANK	GAMES	SCHEDULE	OF SCHEDULE	RPI	RPI	RPI	RPI
DIV. I ONLY	17- 13	131	3- 7	39	94	73	73	8	8	
DIV. I NON-CONF.	9- 3	61	1- 1	70	150	35	35	8	8	
-----										
TOTALS	RPI 1-25	RPI 26-50	W-L RECORDS	RPI 51-100	RPI 101-999	RPI 201+				
17- 13	0- 5	2- 1	OVERALL	2- 4	13- 3	6- 1				
11- 3	0- 2	2- 0	HOME	2- 0	7- 1	2- 0				
5- 9	0- 3	0- 1	AWAY	0- 3	5- 2	4- 1				
1- 1	0- 0	0- 0	NEUTRAL	0- 1	1- 0	0- 0				
9- 3	0- 1	1- 0	NON-CONFERENCE	1- 2	7- 0	3- 0				
5- 0	0- 0	1- 0	HOME	1- 0	3- 0	0- 0				
3- 2	0- 1	0- 0	AWAY	0- 1	3- 0	3- 0				
1- 1	0- 0	0- 0	NEUTRAL	0- 1	1- 0	0- 0				
8- 10	0- 4	1- 1	CONFERENCE	1- 2	6- 3	3- 1				
6- 3	0- 2	1- 0	HOME	1- 0	4- 1	2- 0				
2- 7	0- 2	0- 1	AWAY	0- 2	2- 2	1- 1				
0- 0	0- 0	0- 0	NEUTRAL	0- 0	0- 0	0- 0				

RPI 1-25				RPI 26-50				RPI 51-100 Team's RPI: 73				RPI 101+			
RPI	S	Opponent	Score	RPI	S	Opponent	Score	RPI	S	Opponent	Score	RPI	S	Opponent	Score
5	A	Louisville	55 90	33	H	Dayton	68 50	57	N	Western Ky.	56 70	104	A	Western Mich.	78 73
19	A	Buffalo	69 87	34	A	Ball St.	73 78	74	A	Duquesne	54 73	104	H	Western Mich.	69 68
19	H	Buffalo	73 84	34	H	Ball St.	72 66	79	H	Maine	65 64	113	H	Saint Francis (PA)	74 66
20	A	Central Mich.	47 85					83	A	Miami (OH)	58 67	116	H	Cleveland St.	65 56
20	H	Central Mich.	67 72					100	A	Ohio	61 78	132	A	Northern Ill.	79 89
								100	H	Ohio	75 57	132	H	Northern Ill.	63 60
												158	H	Louisiana	79 55
												162	H	Kent St.	55 62
												181	N	Southern U.	81 76
												202	A	Bowling Green	77 67
												214	A	Eastern Mich.	57 70
												214	H	Eastern Mich.	80 69
												218	H	Akron	60 54
												256	A	St. Bonaventure	58 39
												326	A	Detroit Mercy	81 64
												340	A	Iona	74 57
-----															
LAST 12 Division I GAMES:															
158	H	Louisiana	79 55	104	H	Western Mich.	69 68								
5	A	Louisville	55 90	20	A	Central Mich.	47 85								
20	H	Central Mich.	67 72	83	A	Miami (OH)	58 67								
132	A	Northern Ill.	79 89	19	H	Buffalo	73 84								
34	A	Ball St.	73 78	104	A	Western Mich.	78 73								
214	H	Eastern Mich.	80 69	202	A	Bowling Green	77 67								

Non-Div I Games:

Toledo



Average RPI Win: 252	WON-LOST RECORD	WINNING PCT. RANK	LAST 10 GAMES	STRENGTH OF SCHEDULE	OPP. STRENGTH OF SCHEDULE	TEAM RPI	ADJ. RPI	CONF. RPI	ADJ CONF. RPI
Average RPI Loss: 145									
DIV. I ONLY	9- 20	271	1- 9	212	178	270	270	10	10
DIV. I NON-CONF.	5- 6	187	0- 0	326	312	276	276	11	11
-----									
TOTALS	RPI 1-25	RPI 26-50	W-L RECORDS	RPI 51-100	RPI 101-999	RPI 201+			
9- 20	0- 0	0- 4	OVERALL	0- 3	9- 13	7- 5			
5- 9	0- 0	0- 2	HOME	0- 2	5- 5	4- 2			
3- 10	0- 0	0- 2	AWAY	0- 1	3- 7	2- 3			
1- 1	0- 0	0- 0	NEUTRAL	0- 0	1- 1	1- 0			
5- 6	0- 0	0- 0	NON-CONFERENCE	0- 1	5- 5	4- 2			
3- 2	0- 0	0- 0	HOME	0- 1	3- 1	2- 1			
1- 3	0- 0	0- 0	AWAY	0- 0	1- 3	1- 1			
1- 1	0- 0	0- 0	NEUTRAL	0- 0	1- 1	1- 0			
4- 14	0- 0	0- 4	CONFERENCE	0- 2	4- 8	3- 3			
2- 7	0- 0	0- 2	HOME	0- 1	2- 4	2- 1			
2- 7	0- 0	0- 2	AWAY	0- 1	2- 4	1- 2			
0- 0	0- 0	0- 0	NEUTRAL	0- 0	0- 0	0- 0			

RPI S Opponent	Score	RPI S Opponent	Score	RPI S Opponent	Score	RPI S Opponent	Score	Team's RPI: 270
45 A Drexel	53 78	63 A James Madison	45 69	118 A Delaware	49 51			
45 H Drexel	54 62	63 H James Madison	55 64	118 H Delaware	55 81			
46 A El on	61 84	85 H George Washington	43 66	131 H Saint Joseph's	90 66			
46 H El on	45 71			136 N Radford	66 69			
				138 A Northeastern	61 79			
				138 H Northeastern	61 70			
				151 A William & Mary	67 66			
				151 H William & Mary	63 75			
				184 A Pittsburgh	63 81			
				201 A Norfolk St.	76 86			
				238 A Loyol a Maryland	76 67			
				243 A Hofstra	72 83			
				243 H Hofstra	73 72			
				257 A UNCW	53 64			
				257 H UNCW	72 71			
				263 A Col. of Charleston	83 58			
				263 H Col. of Charleston	67 80			
				275 A Massachusetts	49 72			
				287 H Col gate	61 65			
				322 H UMBC	95 64			
				330 H Wagner	64 42			
				333 N Ark. -Pi ne Bluff	70 44			
LAST 12 Division I GAMES:								
118 H Delaware	55 81	243 H Hofstra	73 72					
257 A UNCW	53 64	151 H William & Mary	63 75					
45 H Drexel	54 62	45 A Drexel	53 78					
243 A Hofstra	72 83	46 H El on	45 71					
138 A Northeastern	61 79	263 A Col. of Charleston	83 58					
63 H James Madison	55 64	46 A El on	61 84					

Non-Div I Games:

Towson



Average RPI Win:	247	WON-LOST	WINNING	LAST 10	STRENGTH OF	OPP. STRENGTH	TEAM	ADJ.	CONF.	ADJ CONF.
Average RPI Loss:	162	RECORD	PCT. RANK	GAMES	SCHEDULE	OF SCHEDULE	RPI	RPI	RPI	RPI
DIV. I ONLY	15- 12	137	8- 2	316	183	180	180	22	22	
DIV. I NON-CONF.	3- 6	239	0- 0	224	65	200	200	23	23	
-----										
TOTALS	RPI 1-25	RPI 26-50	W-L RECORDS	RPI 51-100	RPI 101-999	RPI 201+				
15- 12	0- 1	0- 0	OVERALL	2- 0	13- 11	10- 3				
9- 1	0- 0	0- 0	HOME	2- 0	7- 1	5- 1				
6- 10	0- 1	0- 0	AWAY	0- 0	6- 9	5- 2				
0- 1	0- 0	0- 0	NEUTRAL	0- 0	0- 1	0- 0				
3- 6	0- 1	0- 0	NON-CONFERENCE	1- 0	2- 5	2- 0				
1- 0	0- 0	0- 0	HOME	1- 0	0- 0	0- 0				
2- 5	0- 1	0- 0	AWAY	0- 0	2- 4	2- 0				
0- 1	0- 0	0- 0	NEUTRAL	0- 0	0- 1	0- 0				
12- 6	0- 0	0- 0	CONFERENCE	1- 0	11- 6	8- 3				
8- 1	0- 0	0- 0	HOME	1- 0	7- 1	5- 1				
4- 5	0- 0	0- 0	AWAY	0- 0	4- 5	3- 2				
0- 0	0- 0	0- 0	NEUTRAL	0- 0	0- 0	0- 0				

RPI 1-25				RPI 26-50				RPI 51-100				RPI 101+				Team's RPI: 180
RPI	S	Opponent	Score	RPI	S	Opponent	Score	RPI	S	Opponent	Score	RPI	S	Opponent	Score	
9	A	Tennessee	69 131					95	H	Little Rock	76 70	103	A	Middle Tenn.	57 73	
								98	H	Jacksonville	89 88	129	A	Tulane	75 106	
												137	A	Texas St.	75 83	
												156	A	Samford	73 80	
												156	N	Samford	76 82	
												158	A	Louisiana	62 55	
												158	H	Louisiana	72 53	
												159	A	Ole Miss	93 96	
												164	A	South Ala.	68 79	
												164	H	South Ala.	82 71	
												166	A	UT Arlington	57 76	
												209	H	Arkansas St.	95 78	
												228	A	Coastal Caro.	71 84	
												228	H	Coastal Caro.	92 97	
												273	A	Appalachian St.	93 64	
												273	H	Appalachian St.	81 74	
												306	A	Georgia St.	78 85	
												306	H	Georgia St.	90 86	
												316	A	Alabama St.	93 63	
												327	A	Ga. Southern	95 80	
												327	H	Ga. Southern	88 47	
												328	A	Tennessee St.	95 66	
												337	A	La.-Monroe	86 79	
												337	H	La.-Monroe	94 62	
LAST 12 Division I GAMES:																
327	A	Ga. Southern	95 80	95	H	Little Rock	76 70									
306	A	Georgia St.	78 85	209	H	Arkansas St.	95 78									
337	H	La.-Monroe	94 62	164	H	South Ala.	82 71									
158	H	Louisiana	72 53	158	A	Louisiana	62 55									
273	A	Appalachian St.	93 64	337	A	La.-Monroe	86 79									
228	A	Coastal Caro.	71 84	228	H	Coastal Caro.	92 97									

Non-Div I Games: Montevallo 130 50 Stillman 89 62

Troy



Average RPI Loss: 75

DIV. I ONLY	14- 16	200	3- 7	66	76	129	129	7	7
DIV. I NON-CONF.	8- 5	111	0- 0	97	105	90	90	7	7
TOTALS	RPI 1-25	RPI 26-50	W-L RECORDS	RPI 51-100	RPI 101-999	RPI 201+			
14- 16	0- 5	0- 3	OVERALL	1- 2	13- 6	6- 1			
9- 5	0- 2	0- 1	HOME	0- 1	9- 1	3- 0			
3- 9	0- 0	0- 0	AWAY	1- 0	2- 0	2- 0			
2- 2	0- 0	0- 1	NEUTRAL	0- 0	2- 1	1- 0			
8- 5	0- 1	0- 2	NON-CONFERENCE	1- 0	7- 2	3- 1			
5- 1	0- 0	0- 1	HOME	0- 0	5- 0	1- 0			
2- 2	0- 1	0- 0	AWAY	1- 0	1- 1	1- 1			
1- 2	0- 0	0- 1	NEUTRAL	0- 0	1- 1	1- 0			
6- 11	0- 4	0- 1	CONFERENCE	0- 2	6- 4	3- 0			
4- 4	0- 2	0- 0	HOME	0- 1	4- 1	2- 0			
1- 7	0- 2	0- 1	AWAY	0- 1	1- 3	1- 0			
1- 0	0- 0	0- 0	NEUTRAL	0- 0	1- 0	0- 0			

RPI 1-25				RPI 26-50				RPI 51-100				RPI 101+ Team's RPI: 129			
RPI	S	Opponent	Score	RPI	S	Opponent	Score	RPI	S	Opponent	Score	RPI	S	Opponent	Score
2	A	UConn	45 98	28	H	LSU	50 73	69	A	Houston	48 72	102	N	Iowa St.	64 67
2	H	UConn	47 91	33	N	Dayton	65 71	69	H	Houston	92 98	103	H	Middle Tenn.	62 44
14	A	South Fla.	46 75	43	A	UCF	51 59	79	A	Maine	42 34	114	A	Cincinnati	52 83
14	H	South Fla.	53 63									146	A	Wichita St.	70 81
17	A	NC State	55 79									146	H	Wichita St.	56 64
												149	H	Vanderbilt	71 59
												176	H	UTEP	67 56
												179	H	Temple	69 65
												180	H	Troy	106 75
												191	A	Memphis	60 73
												191	N	Memphis	76 64
												194	H	East Carolina	64 58
												205	A	Tulsa	72 63
												205	H	Tulsa	70 39
												207	A	Southern Miss.	58 66
												212	H	SMU	52 46
												222	H	New Orleans	79 56
												268	N	San Diego St.	80 46
												278	A	McNeese	70 66
LAST 12 Division I GAMES:															
191	N	Memphis	76 64	179	H	Temple	69 65								
212	H	SMU	52 46	14	H	South Fla.	53 63								
146	A	Wichita St.	70 81	69	A	Houston	48 72								
2	H	UConn	47 91	2	A	UConn	45 98								
191	A	Memphis	60 73	194	H	East Carolina	64 58								
114	A	Cincinnati	52 83	205	H	Tulsa	70 39								

### Non-Div I Games:

Tulane



T  
u  
l  
s  
a

T  
u  
l  
s  
a

Tul sa

Page 296



UU

B



UC Davis				Through Games Of March 3, 2018							
Average RPI	Win:	210	WON-LOST	WINNING	LAST 10	STRENGTH OF	OPP. STRENGTH	TEAM	ADJ.	CONF.	ADJ CONF.
Average RPI	Loss:	126	RECORD	PCT. RANK	GAMES	SCHEDULE	OF SCHEDULE	RPI	RPI	RPI	RPI
DIV. I ONLY			24- 5	16	8- 2	237	169	66	66	21	21
DIV. I NON-CONF.			10- 3	52	0- 0	162	71	59	59	19	19
-----											
TOTALS		RPI 1-25		RPI 26-50		W-L RECORDS		RPI 51-100	RPI 101-999	RPI 201+	
24- 5		0- 0		0- 2		OVERALL		1- 1	23- 2	12- 2	
13- 1		0- 0		0- 1		HOME		0- 0	13- 0	7- 0	
10- 4		0- 0		0- 1		AWAY		1- 1	9- 2	5- 2	
1- 0		0- 0		0- 0		NEUTRAL		0- 0	1- 0	0- 0	
10- 3		0- 0		0- 2		NON-CONFERENCE		1- 1	9- 0	4- 0	
5- 1		0- 0		0- 1		HOME		0- 0	5- 0	2- 0	
4- 2		0- 0		0- 1		AWAY		1- 1	3- 0	2- 0	
1- 0		0- 0		0- 0		NEUTRAL		0- 0	1- 0	0- 0	
14- 2		0- 0		0- 0		CONFERENCE		0- 0	14- 2	8- 2	
8- 0		0- 0		0- 0		HOME		0- 0	8- 0	5- 0	
6- 2		0- 0		0- 0		AWAY		0- 0	6- 2	3- 2	
0- 0		0- 0		0- 0		NEUTRAL		0- 0	0- 0	0- 0	

RPI 1-25				RPI 26-50				RPI 51-100				Team's RPI: 66				RPI 101+			
RPI	S	Opponent	Score	RPI	S	Opponent	Score	RPI	S	Opponent	Score	RPI	S	Opponent	Score	RPI	S	Opponent	Score
				42	A	Oregon St.	47 61	80	A	Saint Mary's (CA)	74 50	111	H	Washington St.	91 76				
				43	H	UCF	55 62	84	A	Fordham	62 70	125	N	Yale	71 61				



UC Irvine				Through Games Of March 3, 2018								
Average RPI	Win:	257	WON-LOST	WINNING	LAST 10	STRENGTH OF	OPP. STRENGTH	TEAM	ADJ.	CONF.	ADJ CONF.	
Average RPI	Loss:	151	RECORD	PCT. RANK	GAMES	SCHEDULE	OF SCHEDULE	RPI	RPI	RPI	RPI	
DIV. I ONLY			17- 12	117	6- 4	300	222	186	186	21	21	
DIV. I NON-CONF.			7- 6	165	0- 0	294	243	218	218	19	19	
-----												
TOTALS	RPI	1-25		RPI	26-50	W-L RECORDS	RPI	51-100	RPI	101-999	RPI	201+
17- 12		0- 0			0- 0	OVERALL		0- 4		17- 8		15- 3
9- 4		0- 0			0- 0	HOME		0- 1		9- 3		7- 1
8- 6		0- 0			0- 0	AWAY		0- 3		8- 3		8- 1
0- 2		0- 0			0- 0	NEUTRAL		0- 0		0- 2		0- 1
7- 6		0- 0			0- 0	NON-CONFERENCE		0- 2		7- 4		7- 1
3- 2		0- 0			0- 0	HOME		0- 0		3- 2		3- 0
4- 2		0- 0			0- 0	AWAY		0- 2		4- 0		4- 0
0- 2		0- 0			0- 0	NEUTRAL		0- 0		0- 2		0- 1
10- 6		0- 0			0- 0	CONFERENCE		0- 2		10- 4		8- 2
6- 2		0- 0			0- 0	HOME		0- 1		6- 1		4- 1
4- 4		0- 0			0- 0	AWAY		0- 1		4- 3		4- 1
0- 0		0- 0			0- 0	NEUTRAL		0- 0		0- 0		0- 0

RPI 1-25				RPI 26-50				RPI 51-100				RPI 101+ Team's RPI: 186			
RPI	S	Opponent	Score	RPI	S	Opponent	Score	RPI	S	Opponent	Score	RPI	S	Opponent	Score
								66	A	UC Davis	56 66	128	H	Portland St.	72 82
								66	H	UC Davis	67 76	139	A	Cal Poly	76 79
								82	A	New Mexico	61 83	139	H	Cal Poly	107 66
								87	A	UNLV	54 73	146	N	Wichita St.	53 76
												148	H	Idaho St.	72 78
												200	A	UC Santa Barbara	55 82
												200	H	UC Santa Barbara	77 74
												211	A	CSU Bakersfield	72 59
												216	A	CSUN	67 71
												216	H	CSUN	56 47
												219	A	Seattle U	84 79
												234	N	Illinois	59 65
												236	H	Pepperdine	75 74
												247	A	UC Riverside	81 71
												247	H	UC Riverside	76 63
												251	A	Hawaii	74 67
												251	H	Hawaii	70 66
												268	A	San Diego St.	67 65
												296	A	Long Beach St.	100 81
												296	H	Long Beach St.	73 80
												304	H	Utah St.	87 84
												318	H	Portland	63 52
												320	A	Cal St. Fullerton	76 60
												320	H	Cal St. Fullerton	78 58
												329	A	Southern Utah	71 64
-----															
LAST 12 Division I GAMES:															
320	H	Cal St. Fullerton	78 58	247	H	UC Riverside	76 63								
216	A	CSUN	67 71	296	A	Long Beach St.	100 81								
66	A	UC Davis	56 66	320	A	Cal St. Fullerton	76 60								
296	H	Long Beach St.	73 80	216	H	CSUN	56 47								
200	A	UC Santa Barbara	55 82	247	A	UC Riverside	81 71								
139	H	Cal Poly	107 66	251	H	Hawaii	70 66								



Average RPI Win:	199	WON-LOST	WINNING	LAST 10	STRENGTH OF	OPP. STRENGTH	TEAM	ADJ.	CONF.	ADJ CONF.
Average RPI Loss:	149	RECORD	PCT. RANK	GAMES	SCHEDULE	OF SCHEDULE	RPI	RPI	RPI	RPI
DIV. I ONLY	9- 21	275	3- 7	115	154	247	247	21	21	
DIV. I NON-CONF.	3- 11	289	0- 0	43	33	201	201	19	19	
-----										
TOTALS	RPI 1-25	RPI 26-50	W-L RECORDS	RPI 51-100	RPI 101-999	RPI 201+				
9- 21	0- 2	0- 2	OVERALL	2- 3	7- 14	5- 6				
7- 5	0- 0	0- 1	HOME	1- 0	6- 4	5- 0				
1- 14	0- 2	0- 1	AWAY	0- 3	1- 8	0- 4				
1- 2	0- 0	0- 0	NEUTRAL	1- 0	0- 2	0- 2				
3- 11	0- 2	0- 2	NON-CONFERENCE	1- 2	2- 5	1- 2				
1- 3	0- 0	0- 1	HOME	0- 0	1- 2	1- 0				
1- 6	0- 2	0- 1	AWAY	0- 2	1- 1	0- 0				
1- 2	0- 0	0- 0	NEUTRAL	1- 0	0- 2	0- 2				
6- 10	0- 0	0- 0	CONFERENCE	1- 1	5- 9	4- 4				
6- 2	0- 0	0- 0	HOME	1- 0	5- 2	4- 0				
0- 8	0- 0	0- 0	AWAY	0- 1	0- 7	0- 4				
0- 0	0- 0	0- 0	NEUTRAL	0- 0	0- 0	0- 0				

RPI 1-25				RPI 26-50				RPI 51-100				RPI 101+ Team's RPI: 247			
RPI	S	Opponent	Score	RPI	S	Opponent	Score	RPI	S	Opponent	Score	RPI	S	Opponent	Score
10	A	UCLA	48 68	40	A	Minnesota	75 101	53	A	Arizona St.	48 73	102	A	Iowa St.	66 89
13	A	Stanford	43 53	49	H	Southern Cal i forni a	46 64	64	A	South Dakota	66 75	139	A	Cal Poly	73 91
								66	A	UC Davis	63 74	139	H	Cal Poly	82 87
								66	H	UC Davis	76 62	141	A	Fresno St.	68 56
								87	N	UNLV	95 88	144	H	Loyola Marymount	59 67
												176	H	UTEP	62 73
												186	A	UC Irvine	63 76
												186	H	UC Irvine	71 81
												200	A	UC Santa Barbara	70 72
												200	H	UC Santa Barbara	84 76
												211	H	CSU Bakersfi el d	68 65
												212	N	SMU	51 73
												216	A	CSUN	55 60
												216	H	CSUN	69 58
												251	A	Hawai i	57 63
												251	H	Hawai i	79 57
												267	N	Sacramento St.	72 99
												296	A	Long Beach St.	58 70
												296	H	Long Beach St.	77 53
												320	A	Cal St. Fullerton	62 71
												320	H	Cal St. Fullerton	63 50
-----															
LAST 12 Division I GAMES:															
				66	H	UC Davis	76 62	200	H	UC Santa Barbara	84 76				
				296	A	Long Beach St.	58 70	139	A	Cal Poly	73 91				
				200	A	UC Santa Barbara	70 72	251	A	Hawai i	57 63				
				320	A	Cal St. Fullerton	62 71	186	H	UC Irvine	71 81				
				216	H	CSUN	69 58	216	A	CSUN	55 60				
				186	A	UC Irvine	63 76	251	H	Hawai i	79 57				

Non-Div I Games:

UC Riverside



Average RPI Win:	255	WON-LOST	WINNING	LAST 10	STRENGTH OF	OPP. STRENGTH	TEAM	ADJ.	CONF.	ADJ CONF.
Average RPI Loss:	147	RECORD	PCT. RANK	GAMES	SCHEDULE	OF SCHEDULE	RPI	RPI	RPI	RPI
DIV. I ONLY	12- 16	216	5- 5	156	237	200	200	21	21	
DIV. I NON-CONF.	3- 9	280	0- 0	90	233	221	221	19	19	
-----										
TOTALS	RPI 1-25	RPI 26-50	W-L RECORDS	RPI 51-100	RPI 101-999	RPI 201+				
12- 16	0- 1	0- 1	OVERALL	0- 4	12- 10	10- 5				
7- 5	0- 0	0- 0	HOME	0- 1	7- 4	5- 2				
5- 10	0- 1	0- 1	AWAY	0- 2	5- 6	5- 3				
0- 1	0- 0	0- 0	NEUTRAL	0- 1	0- 0	0- 0				
3- 9	0- 1	0- 1	NON-CONFERENCE	0- 2	3- 5	3- 2				
1- 3	0- 0	0- 0	HOME	0- 0	1- 3	1- 1				
2- 5	0- 1	0- 1	AWAY	0- 1	2- 2	2- 1				
0- 1	0- 0	0- 0	NEUTRAL	0- 1	0- 0	0- 0				
9- 7	0- 0	0- 0	CONFERENCE	0- 2	9- 5	7- 3				
6- 2	0- 0	0- 0	HOME	0- 1	6- 1	4- 1				
3- 5	0- 0	0- 0	AWAY	0- 1	3- 4	3- 2				
0- 0	0- 0	0- 0	NEUTRAL	0- 0	0- 0	0- 0				

RPI 1-25				RPI 26-50				RPI 51-100				RPI 101+ Team's RPI: 200			
RPI	S	Opponent	Score	RPI	S	Opponent	Score	RPI	S	Opponent	Score	RPI	S	Opponent	Score
10	A	UCLA	44 74	42	A	Oregon St.	49 74	66	A	UC Davis	63 69	139	A	Cal Poly	72 73
								66	H	UC Davis	61 68	139	H	Cal Poly	73 68
								80	A	Saint Mary's (CA)	59 89	141	H	Fresno St.	57 64
								81	N	UAB	54 67	144	A	Loyola Marymount	61 67
												172	H	San Diego	58 71
												186	A	UC Irvine	74 77
												186	H	UC Irvine	82 55
												210	A	New Mexico St.	77 47
												216	A	CSUN	74 73
												216	H	CSUN	30 48
												219	H	Seattle U	71 77
												247	A	UC Riverside	76 84
												247	H	UC Riverside	72 70
												251	A	Hawaii	64 73
												251	H	Hawaii	71 61
												268	H	San Diego St.	77 64
												290	A	Santa Clara	63 68
												296	A	Long Beach St.	90 74
												296	H	Long Beach St.	51 44
												307	A	Northern Ariz.	96 93
												320	A	Cal St. Fullerton	59 52
												320	H	Cal St. Fullerton	78 59
-----															
LAST 12 Division I GAMES:															
251	A	Hawaii	64 73	247	A	UC Riverside	76 84								
247	H	UC Riverside	72 70	251	H	Hawaii	71 61								
139	A	Cal Poly	72 73	216	H	CSUN	30 48								
186	H	UC Irvine	82 55	66	A	UC Davis	63 69								
320	H	Cal St. Fullerton	78 59	296	A	Long Beach St.	90 74								
320	A	Cal St. Fullerton	59 52	66	H	UC Davis	61 68								

Non-Div I Games:

UC Santa Barbara



Average RPI Win:	169	WON-LOST	WINNING	LAST 10	STRENGTH OF	OPP. STRENGTH	TEAM	ADJ.	CONF.	ADJ CONF.
Average RPI Loss:	59	RECORD	PCT. RANK	GAMES	SCHEDULE	OF SCHEDULE	RPI	RPI	RPI	RPI
DIV. I ONLY	20- 9	69	8- 2	51	83	43	43	7	7	
DIV. I NON-CONF.	8- 5	111	0- 0	66	148	67	67	7	7	
<hr/>										
TOTALS	RPI 1-25	RPI 26-50	W-L RECORDS	RPI 51-100	RPI 101-999	RPI 201+				
20- 9	0- 4	0- 2	OVERALL	3- 1	17- 2	6- 0				
10- 4	0- 2	0- 2	HOME	1- 0	9- 0	2- 0				
10- 5	0- 2	0- 0	AWAY	2- 1	8- 2	4- 0				
0- 0	0- 0	0- 0	NEUTRAL	0- 0	0- 0	0- 0				
8- 5	0- 0	0- 2	NON-CONFERENCE	2- 1	6- 2	3- 0				
4- 2	0- 0	0- 2	HOME	1- 0	3- 0	1- 0				
4- 3	0- 0	0- 0	AWAY	1- 1	3- 2	2- 0				
0- 0	0- 0	0- 0	NEUTRAL	0- 0	0- 0	0- 0				
12- 4	0- 4	0- 0	CONFERENCE	1- 0	11- 0	3- 0				
6- 2	0- 2	0- 0	HOME	0- 0	6- 0	1- 0				
6- 2	0- 2	0- 0	AWAY	1- 0	5- 0	2- 0				
0- 0	0- 0	0- 0	NEUTRAL	0- 0	0- 0	0- 0				

RPI 1-25				RPI 26-50				Team's RPI: 43				RPI 51-100				RPI 101+			
RPI	S	Opponent	Score	RPI	S	Opponent	Score	RPI	S	Opponent	Score	RPI	S	Opponent	Score	RPI	S	Opponent	Score
2	A	UConn	44 80	46	H	Elon	57 71	66	A	UC Davis	62 55	105	A	Chattanooga	58 57				
2	H	UConn	37 55	50	H	Mercer	64 73	67	A	Virginia Tech	69 86	114	A	Cincinnati	50 38				
14	A	South Fla.	45 62					69	A	Houston	64 59	129	H	Tulane	59 51				
14	H	South Fla.	68 77					76	H	IUPUI	63 59	135	H	UNI	53 43				
												146	H	Wichita St.	59 53				
												156	A	Samford	51 58				
												177	A	Pacific	74 78				
												179	A	Temple	64 57				
												179	H	Temple	76 46				
												187	H	Davidson	62 54				
												191	A	Memphis	63 40				
												191	H	Memphis	61 41				
												194	H	East Carolina	75 54				
												205	A	Tulsa	47 44				
												212	A	SMU	60 42				
												212	H	SMU	58 43				
												227	A	Gardner-Webb	65 30				
												229	A	Boston U.	47 32				
												327	H	Ga. Southern	62 38				
LAST 12 Division I GAMES:																			
194	H	East Carolina	75 54	191	H	Memphis	61 41												
69	A	Houston	64 59	114	A	Cincinnati	50 38												
191	A	Memphis	63 40	205	A	Tulsa	47 44												
14	H	South Fla.	68 77	212	H	SMU	58 43												
179	A	Temple	64 57	129	H	Tulane	59 51												
2	H	UConn	37 55	14	A	South Fla.	45 62												



U  
C  
L  
AU  
C  
L  
A

UCLA



Average RPI Win:	88	WON-LOST	WINNING	LAST 10	STRENGTH OF	OPP. STRENGTH	TEAM	ADJ.	CONF.	ADJ CONF.
Average RPI Loss:	0	RECORD	PCT. RANK	GAMES	SCHEDULE	OF SCHEDULE	RPI	RPI	RPI	RPI
DIV. I ONLY	29- 0	1	10- 0	4	6	2	2	7	7	
DIV. I NON-CONF.	13- 0	1	2- 0	1	1	1	1	7	7	
-----										
TOTALS	RPI 1-25	RPI 26-50	W-L RECORDS	RPI 51-100	RPI 101-999	RPI 201+				
29- 0	10- 0	4- 0	OVERALL	3- 0	12- 0	3- 0				
12- 0	4- 0	2- 0	HOME	0- 0	6- 0	1- 0				
13- 0	5- 0	1- 0	AWAY	1- 0	6- 0	2- 0				
4- 0	1- 0	1- 0	NEUTRAL	2- 0	0- 0	0- 0				
13- 0	8- 0	2- 0	NON-CONFERENCE	2- 0	1- 0	1- 0				
4- 0	3- 0	1- 0	HOME	0- 0	0- 0	0- 0				
5- 0	4- 0	0- 0	AWAY	0- 0	1- 0	1- 0				
4- 0	1- 0	1- 0	NEUTRAL	2- 0	0- 0	0- 0				
16- 0	2- 0	2- 0	CONFERENCE	1- 0	11- 0	2- 0				
8- 0	1- 0	1- 0	HOME	0- 0	6- 0	1- 0				
8- 0	1- 0	1- 0	AWAY	1- 0	5- 0	1- 0				
0- 0	0- 0	0- 0	NEUTRAL	0- 0	0- 0	0- 0				

RPI	S	Opponent	Score	RPI	S	Opponent	Score	RPI	S	Opponent	Score	RPI	S	Opponent	Score
1	H	Notre Dame	80 71	31	N	Oklahoma	88 64	65	N	Michigan St.	96 62	114	H	Cincinnati	106 65
5	H	Louisville	69 58	43	A	UCF	55 37	69	A	Houston	95 35	129	A	Tulane	91 47
10	A	UCLA	78 60	43	H	UCF	80 44	74	N	Duquesne	104 52	129	H	Tulane	98 45
11	A	Texas	75 71	44	H	California	82 47					146	H	Wichita St.	124 43
12	A	South Carolina	83 58									179	A	Temple	113 57
13	N	Stanford	78 53									179	H	Temple	106 45
14	A	South Fla.	100 49									191	A	Memphis	93 36
14	H	South Fla.	82 53									191	H	Memphis	97 49
16	H	Maryland	97 72									194	A	East Carolina	96 35
23	A	DePaul	103 69									205	H	Tulsa	78 60
												206	A	Nevada	88 57
												212	A	SMU	80 36
-----															
LAST 12 Division I GAMES:															
14	H	South Fla.	82 53	43	A	UCF	55 37	114	H	Cincinnati	106 65	12	A	South Carolina	83 58
212	A	SMU	80 36					129	H	Tulane	98 45	191	A	Memphis	93 36
129	A	Tulane	91 47					179	H	Temple	113 57				
179	H	Temple	106 45					5	H	Louisville	69 58				
5	H	Louisville	69 58					146	H	Wichita St.	124 43				

Non-Div I Games:

UConn



UMBC				Through Games Of March 3, 2018						
Average RPI Win: 333		WON-LOST RECORD	WINNING PCT. RANK	LAST 10 GAMES	STRENGTH OF SCHEDULE	OPP. STRENGTH OF SCHEDULE	TEAM RPI	ADJ. RPI	CONF. RPI	ADJ CONF. RPI
Average RPI Loss: 163										
DIV. I ONLY		4- 26	330	3- 7	200	259	322	322	20	20
DIV. I NON-CONF.		0- 12	337	0- 0	247	231	344	344	24	24
<hr/>										
TOTALS		RPI 1-25	RPI 26-50	W-L RECORDS	RPI 51-100	RPI 101-999	RPI 201+			
4- 26		0- 0	0- 1	OVERALL	0- 7	4- 18	4- 8			
2- 11		0- 0	0- 0	HOME	0- 3	2- 8	2- 3			
2- 13		0- 0	0- 1	AWAY	0- 4	2- 8	2- 3			
0- 2		0- 0	0- 0	NEUTRAL	0- 0	0- 2	0- 2			
0- 12		0- 0	0- 1	NON-CONFERENCE	0- 2	0- 9	0- 7			
0- 4		0- 0	0- 0	HOME	0- 1	0- 3	0- 2			
0- 6		0- 0	0- 1	AWAY	0- 1	0- 4	0- 3			
0- 2		0- 0	0- 0	NEUTRAL	0- 0	0- 2	0- 2			
4- 14		0- 0	0- 0	CONFERENCE	0- 5	4- 9	4- 1			
2- 7		0- 0	0- 0	HOME	0- 2	2- 5	2- 1			
2- 7		0- 0	0- 0	AWAY	0- 3	2- 4	2- 0			
0- 0		0- 0	0- 0	NEUTRAL	0- 0	0- 0	0- 0			

RPI 1-25				RPI 26-50				RPI 51-100				RPI 101+ Team's RPI: 322			
RPI	S	Opponent	Score	RPI	S	Opponent	Score	RPI	S	Opponent	Score	RPI	S	Opponent	Score
				29	A	Princeton	40 77	56	H	American	48 61	109	A	George Mason	38 58
								75	A	Albany (NY)	45 79	140	A	Hartford	54 65
								75	H	Albany (NY)	75 78	140	H	Hartford	54 61
								79	A	Maine	36 69	157	A	Binghamton	51 81
								79	A	Maine	43 65	157	H	Binghamton	53 68
								79	H	Maine	50 64	171	H	Denver	48 70
								84	A	Fordham	46 55	175	A	New Hampshire	51 56
												175	H	New Hampshire	46 51
												185	A	Stony Brook	49 53
												185	H	Stony Brook	44 69
												208	H	Columbia	44 60
												243	A	Hofstra	55 71
												256	N	St. Bonaventure	54 63
												270	A	Towson	64 95
												271	A	UMES	43 66
												274	H	LIU Brooklyn	52 66
												282	N	North Dakota St.	53 67
												289	A	Vermont	52 51
												289	H	Vermont	58 72
												348	A	UMass Lowell	61 39
												348	H	UMass Lowell	66 54
												348	H	UMass Lowell	73 65
<hr/>															
LAST 12 Division I GAMES:															
				79	A	Maine	43 65	175	H	New Hampshire	46 51				
				348	H	UMass Lowell	73 65	157	H	Binghamton	53 68				
				348	A	UMass Lowell	61 39	289	A	Vermont	52 51				
				140	H	Hartford	54 61	185	H	Stony Brook	44 69				
				75	A	Albany (NY)	45 79	79	A	Maine	36 69				
				185	A	Stony Brook	49 53	157	A	Binghamton	51 81				

Non-Div I Games: Gettysburg 72 45

UMBC

■ Loss, 
 ■ Non-Conf, 
 ■ S Site, 
 ■ Home 
 ■ A Away 
 N Neutral







UMKC				Through Games Of March 3, 2018							
Average RPI Win:		277	WON-LOST RECORD	WINNING PCT. RANK	LAST 10 GAMES	STRENGTH OF SCHEDULE	OPP. STRENGTH OF SCHEDULE	TEAM RPI	ADJ. RPI	CONF. RPI	ADJ CONF. RPI
Average RPI Loss:		186									
DIV. I ONLY		8- 18	274	5- 5	254	297	279	279	31	31	
DIV. I NON-CONF.		1- 11	331	0- 0	149	127	296	296	31	31	
-----											
TOTALS		RPI 1-25	RPI 26-50		W-L RECORDS		RPI 51-100	RPI 101-999	RPI 201+		
8- 18		0- 0	0- 1		OVERALL		0- 2	8- 15	7- 10		
3- 7		0- 0	0- 1		HOME		0- 0	3- 6	3- 4		
4- 11		0- 0	0- 0		AWAY		0- 2	4- 9	4- 6		
1- 0		0- 0	0- 0		NEUTRAL		0- 0	1- 0	0- 0		
1- 11		0- 0	0- 1		NON-CONFERENCE		0- 2	1- 8	0- 3		
0- 3		0- 0	0- 1		HOME		0- 0	0- 2	0- 0		
0- 8		0- 0	0- 0		AWAY		0- 2	0- 6	0- 3		
1- 0		0- 0	0- 0		NEUTRAL		0- 0	1- 0	0- 0		
7- 7		0- 0	0- 0		CONFERENCE		0- 0	7- 7	7- 7		
3- 4		0- 0	0- 0		HOME		0- 0	3- 4	3- 4		
4- 3		0- 0	0- 0		AWAY		0- 0	4- 3	4- 3		
0- 0		0- 0	0- 0		NEUTRAL		0- 0	0- 0	0- 0		

RPI 1-25				RPI 26-50				RPI 51-100				RPI 101+ Team's RPI: 279			
RPI	S	Opponent	Score	RPI	S	Opponent	Score	RPI	S	Opponent	Score	RPI	S	Opponent	Score
				37	H	Northern Colo.	73 88	59	A	Nebraska	60 80	102	A	Iowa St.	45 61
								97	A	Western Ill.	71 90	146	A	Wichita St.	63 72
												171	H	Denver	68 77
												178	H	Oral Roberts	73 76
												183	A	Kansas	48 63
												199	N	Stetson	67 50
												205	A	Tulsa	52 76
												210	A	New Mexico St.	62 70
												210	H	New Mexico St.	67 76
												211	A	CSU Bakersfield	60 58
												211	H	CSU Bakersfield	62 76
												219	A	Seattle U	62 66
												219	H	Seattle U	58 62
												221	A	Fla. Atlantic	55 65
												237	A	Illinois St.	53 64
												249	A	Grand Canyon	62 59
												249	H	Grand Canyon	84 82
												309	A	UTRGV	54 52
												309	H	UTRGV	79 59
												321	A	Utah Valley	65 68
												321	H	Utah Valley	59 66
												346	A	Chicago St.	59 47
												346	H	Chicago St.	106 47
-----															
LAST 12 Division I GAMES:															
				346	A	Chicago St.	59 47	211	H	CSU Bakersfield	62 76				
				210	H	New Mexico St.	67 76	249	H	Grand Canyon	84 82				
				309	H	UTRGV	79 59	210	A	New Mexico St.	62 70				
				346	H	Chicago St.	106 47	249	A	Grand Canyon	62 59				
				321	A	Utah Valley	65 68	211	A	CSU Bakersfield	60 58				
				219	A	Seattle U	62 66	219	H	Seattle U	58 62				

Non-Div I Games: Lincoln (MO) 98 41 Harris-Stowe 114 59 Cent. Christian Bib90 10

UMKC

Loss, Non-Conf, S Site, H Home A Away N Neutral



Average RPI		Win: 281	Loss: 219	WON-LOST RECORD	WINNING PCT. RANK	LAST 10 GAMES	STRENGTH OF SCHEDULE	OPP. STRENGTH OF SCHEDULE	TEAM RPI	ADJ. RPI	CONF. RPI	ADJ. CONF. RPI
DIV. I ONLY				3- 26	336	1- 9	341	295	348	348	20	20
DIV. I NON-CONF.				2- 10	300	0- 0	348	347	348	348	24	24
TOTALS		RPI 1-25			RPI 26-50		W-L RECORDS		RPI 51-100		RPI 101-999	RPI 201+
3- 26	0- 0			0- 0		OVERALL	0- 4		3- 22		3- 14	
2- 11	0- 0			0- 0		HOME	0- 2		2- 9		2- 5	
1- 15	0- 0			0- 0		AWAY	0- 2		1- 13		1- 9	
0- 0	0- 0			0- 0		NEUTRAL	0- 0		0- 0		0- 0	
2- 10	0- 0			0- 0		NON-CONFERENCE	0- 0		2- 10		2- 10	
1- 4	0- 0			0- 0		HOME	0- 0		1- 4		1- 4	
1- 6	0- 0			0- 0		AWAY	0- 0		1- 6		1- 6	
0- 0	0- 0			0- 0		NEUTRAL	0- 0		0- 0		0- 0	
1- 16	0- 0			0- 0		CONFERENCE	0- 4		1- 12		1- 4	
1- 7	0- 0			0- 0		HOME	0- 2		1- 5		1- 1	
0- 9	0- 0			0- 0		AWAY	0- 2		0- 7		0- 3	
0- 0	0- 0			0- 0		NEUTRAL	0- 0		0- 0		0- 0	

[illegible]

Non-Div I Games:	Fisher	102	47
------------------	--------	-----	----

UMass Lowell I

■ Loss, ■ Non-Conf, S Site, H Home A Away N Neutral



Average RPI Win:	260	WON-LOST	WINNING	LAST 10	STRENGTH OF	OPP. STRENGTH	TEAM	ADJ.	CONF.	ADJ CONF.
Average RPI Loss:	183	RECORD	PCT. RANK	GAMES	SCHEDULE	OF SCHEDULE	RPI	RPI	RPI	RPI
DIV. I ONLY	14- 14	178	6- 4	276	293	224	224	27	27	
DIV. I NON-CONF.	2- 8	290	0- 0	268	178	310	310	28	28	
-----										
TOTALS	RPI 1-25	RPI 26-50	W-L RECORDS	RPI 51-100	RPI 101-999	RPI 201+				
14- 14	0- 1	0- 1	OVERALL	1- 1	13- 11	11- 5				
7- 7	0- 0	0- 1	HOME	1- 0	6- 6	6- 1				
7- 7	0- 1	0- 0	AWAY	0- 1	7- 5	5- 4				
0- 0	0- 0	0- 0	NEUTRAL	0- 0	0- 0	0- 0				
2- 8	0- 1	0- 1	NON-CONFERENCE	0- 0	2- 6	2- 2				
1- 4	0- 0	0- 1	HOME	0- 0	1- 3	1- 0				
1- 4	0- 1	0- 0	AWAY	0- 0	1- 3	1- 2				
0- 0	0- 0	0- 0	NEUTRAL	0- 0	0- 0	0- 0				
12- 6	0- 0	0- 0	CONFERENCE	1- 1	11- 5	9- 3				
6- 3	0- 0	0- 0	HOME	1- 0	5- 3	5- 1				
6- 3	0- 0	0- 0	AWAY	0- 1	6- 2	4- 2				
0- 0	0- 0	0- 0	NEUTRAL	0- 0	0- 0	0- 0				

RPI 1-25				RPI 26-50				RPI 51-100				RPI 101+				Team's RPI: 224
RPI	S	Opponent	Score	RPI	S	Opponent	Score	RPI	S	Opponent	Score	RPI	S	Opponent	Score	
17	A	NC State	55 87	50	H	Mercer	56 67	88	A	Liberty	48 53	103	H	Middle Tenn.	57 72	
								88	H	Liberty	48 41	136	A	Radford	67 56	
												136	H	Radford	48 64	
												153	H	Charlotte	47 51	
												187	A	Davidson	50 58	
												190	H	Furman	63 71	
												195	A	High Point	78 59	
												195	H	High Point	45 58	
												227	A	Gardner-Webb	61 60	
												227	H	Gardner-Webb	62 60	
												245	A	Presbyterian	63 72	
												245	H	Presbyterian	74 76	
												254	A	Campbell	60 52	
												254	H	Campbell	38 33	
												273	H	Appalachian St.	69 60	
												302	A	Wofford	68 70	
												303	A	USC Upstate	76 70	
												308	A	Western Caro.	52 62	
												325	A	Charleston So.	78 61	
												325	H	Charleston So.	71 69	
												342	A	Longwood	54 67	
												342	H	Longwood	82 52	
												343	A	Winthrop	70 48	
												343	H	Winthrop	63 51	
LAST 12 Division I GAMES:																
227	H	Gardner-Webb	62 60	195	A	High Point	78 59									
245	A	Presbyterian	63 72	136	H	Radford	48 64									
342	A	Longwood	54 67	343	H	Winthrop	63 51									
254	H	Campbell	38 33	227	A	Gardner-Webb	61 60									
88	A	Liberty	48 53	245	H	Presbyterian	74 76									
325	H	Charleston So.	71 69	325	A	Charleston So.	78 61									

Non-Div I Games: Warren Wilson 100 53

UNC Asheville

Loss, 
Non-Conf, S Site, 
H Home
A Away 
N Neutral



Average RPI Win: 238  
Average RPI Loss: 146

WON-LOST  
RECORD

WINNING  
PCT. RANK

LAST 10  
GAMES

STRENGTH OF  
SCHEDULE

OPP. STRENGTH  
OF SCHEDULE

TEAM  
RPI

ADJ.  
RPI

CONF.  
RPI

ADJ CONF.  
RPI

DIV. I ONLY	10- 17	242	5- 5	151	202	217	217	17	17
DIV. I NON-CONF.	3- 8	268	0- 0	191	299	255	255	17	17
<hr/>									
TOTALS	RPI 1-25	RPI 26-50	W-L RECORDS	RPI 51-100	RPI 101-999	RPI 201+			
10- 17	0- 1	0- 3	OVERALL	0- 0	10- 13	7- 3			
5- 6	0- 0	0- 1	HOME	0- 0	5- 5	3- 2			
4- 10	0- 1	0- 2	AWAY	0- 0	4- 7	4- 1			
1- 1	0- 0	0- 0	NEUTRAL	0- 0	1- 1	0- 0			
3- 8	0- 1	0- 1	NON-CONFERENCE	0- 0	3- 6	3- 3			
1- 3	0- 0	0- 0	HOME	0- 0	1- 3	1- 2			
2- 5	0- 1	0- 1	AWAY	0- 0	2- 3	2- 1			
0- 0	0- 0	0- 0	NEUTRAL	0- 0	0- 0	0- 0			
7- 9	0- 0	0- 2	CONFERENCE	0- 0	7- 7	4- 0			
4- 3	0- 0	0- 1	HOME	0- 0	4- 2	2- 0			
2- 5	0- 0	0- 1	AWAY	0- 0	2- 4	2- 0			
1- 1	0- 0	0- 0	NEUTRAL	0- 0	1- 1	0- 0			

RPI 1-25				RPI 26-50				RPI 51-100				RPI 101+				Team's RPI: 217
RPI	S	Opponent	Score	RPI	S	Opponent	Score	RPI	S	Opponent	Score	RPI	S	Opponent	Score	
18	A	Duke	54 85	30	A	Virginia	50 68					105	A	Chattanooga	42 49	
				50	A	Mercer	57 80					105	H	Chattanooga	57 73	
				50	H	Mercer	54 57					105	N	Chattanooga	70 66	
												111	A	ETSU	52 60	
												111	H	ETSU	65 61	
												111	N	ETSU	52 54	
												136	A	Radford	53 56	
												156	A	Samford	48 56	
												156	H	Samford	53 60	
												190	A	Furman	54 55	
												190	H	Furman	76 74	
												195	H	High Point	72 81	
												201	A	Norfolk St.	63 64	
												228	A	Coastal Caro.	60 54	
												245	A	Presbyteri an	64 57	
												254	H	Campbel l	61 72	
												280	H	VCU	74 61	
												294	H	Murray St.	52 63	
												302	A	Wofford	81 75	
												302	H	Wofford	66 51	
												308	A	Western Caro.	88 67	
												308	H	Western Caro.	57 54	
												314	A	Eastern Ky.	59 70	
<hr/>																
LAST 12 Division I GAMES:																
				111	N	ETSU	52 54	190	A	Furman	54 55					
				105	N	Chattanooga	70 66	105	H	Chattanooga	57 73					
				308	H	Western Caro.	57 54	111	H	ETSU	65 61					
				50	H	Mercer	54 57	308	A	Western Caro.	88 67					
				156	H	Samford	53 60	156	A	Samford	48 56					
				302	A	Wofford	81 75	50	A	Mercer	57 80					

Non-Div I Games: Greensboro 82 34 Tuscul um 69 71 Lees-McRae 78 62 Southern Wesleyan 96 35  
UNCG

Loss, Non-Conf, S Site, H Home A Away N Neutral



Average RPI Win: 258  
Average RPI Loss: 137

WON-LOST  
RECORD

WINNING  
PCT. RANK

LAST 10  
GAMES

STRENGTH OF  
SCHEDULE

OPP. STRENGTH  
OF SCHEDULE

TEAM  
RPI

ADJ.  
RPI

CONF.  
RPI

ADJ CONF.  
RPI

DIV. I ONLY	9- 18	256	4- 6	221	141	257	257	10	10
DIV. I NON-CONF.	5- 4	146	0- 0	333	237	232	232	11	11
TOTALS	RPI 1-25	RPI 26-50	W-L RECORDS	RPI 51-100	RPI 101-999	RPI 201+			
9- 18	0- 0	0- 4	OVERALL	0- 2	9- 12	7- 4			
5- 8	0- 0	0- 2	HOME	0- 1	5- 5	4- 2			
4- 10	0- 0	0- 2	AWAY	0- 1	4- 7	3- 2			
0- 0	0- 0	0- 0	NEUTRAL	0- 0	0- 0	0- 0			
5- 4	0- 0	0- 0	NON-CONFERENCE	0- 0	5- 4	4- 1			
4- 0	0- 0	0- 0	HOME	0- 0	4- 0	3- 0			
1- 4	0- 0	0- 0	AWAY	0- 0	1- 4	1- 1			
0- 0	0- 0	0- 0	NEUTRAL	0- 0	0- 0	0- 0			
4- 14	0- 0	0- 4	CONFERENCE	0- 2	4- 8	3- 3			
1- 8	0- 0	0- 2	HOME	0- 1	1- 5	1- 2			
3- 6	0- 0	0- 2	AWAY	0- 1	3- 3	2- 1			
0- 0	0- 0	0- 0	NEUTRAL	0- 0	0- 0	0- 0			

RPI 1-25				RPI 26-50				RPI 51-100				RPI 101+ Team's RPI: 257			
RPI	S	Opponent	Score	RPI	S	Opponent	Score	RPI	S	Opponent	Score	RPI	S	Opponent	Score
				45	A	Drexel	42 68	63	A	James Madi son	48 65	118	A	Del aware	62 80
				45	H	Drexel	40 58	63	H	James Madi son	48 63	118	H	Del aware	49 82
				46	A	El on	67 75					119	A	North Carolina	60 86
				46	H	El on	49 58					138	A	Northeastern	39 56
												138	H	Northeastern	47 54
												151	A	William & Mary	64 49
												151	H	William & Mary	53 66
												184	A	Pittsburgh	55 74
												190	A	Furman	71 76
												194	H	East Carolina	66 62
												228	A	Coastal Caro.	41 57
												243	A	Hofstra	59 55
												243	H	Hofstra	61 69
												263	A	Col . of Charleston	76 60
												263	H	Col . of Charleston	63 72
												270	A	Towson	71 72
												270	H	Towson	64 53
												280	H	VCU	83 67
												302	A	Wofford	65 60
												306	H	Georgia St.	74 62
												317	H	N. C. Central	89 63
LAST 12 Division I GAMES:															
				46	H	El on	49 58	263	H	Col . of Charleston	63 72				
				270	H	Towson	64 53	243	A	Hofstra	59 55				
				263	A	Col . of Charleston	76 60	138	A	Northeastern	39 56				
				63	A	James Madi son	48 65	118	A	Del aware	62 80				
				151	A	William & Mary	64 49	63	H	James Madi son	48 63				
				45	H	Drexel	40 58	118	H	Del aware	49 82				

Non-Div I Games:

Catawba

74 59

UNC Pembroke

73 64

UNCW



Average RPI Win:	242	WON-LOST	WINNING	LAST 10	STRENGTH OF	OPP. STRENGTH	TEAM	ADJ.	CONF.	ADJ CONF.
Average RPI Loss:	97	RECORD	PCT. RANK	GAMES	SCHEDULE	OF SCHEDULE	RPI	RPI	RPI	RPI
DIV. I ONLY	16- 12	129	8- 2	174	175	135	135	23	23	
DIV. I NON-CONF.	3- 7	254	0- 0	36	9	133	133	21	21	
-----										
TOTALS	RPI 1-25	RPI 26-50	W-L RECORDS	RPI 51-100	RPI 101-999	RPI 201+				
16- 12	0- 1	0- 3	OVERALL	2- 5	14- 3	12- 1				
8- 4	0- 1	0- 0	HOME	0- 3	8- 0	6- 0				
7- 8	0- 0	0- 3	AWAY	1- 2	6- 3	6- 1				
1- 0	0- 0	0- 0	NEUTRAL	1- 0	0- 0	0- 0				
3- 7	0- 1	0- 3	NON-CONFERENCE	2- 1	1- 2	0- 1				
1- 2	0- 1	0- 0	HOME	0- 1	1- 0	0- 0				
1- 5	0- 0	0- 3	AWAY	1- 0	0- 2	0- 1				
1- 0	0- 0	0- 0	NEUTRAL	1- 0	0- 0	0- 0				
13- 5	0- 0	0- 0	CONFERENCE	0- 4	13- 1	12- 0				
7- 2	0- 0	0- 0	HOME	0- 2	7- 0	6- 0				
6- 3	0- 0	0- 0	AWAY	0- 2	6- 1	6- 0				
0- 0	0- 0	0- 0	NEUTRAL	0- 0	0- 0	0- 0				

UNI

UNI

RPI 1-25				RPI 26-50				RPI 51-100				RPI 101+ Team's RPI: 135			
RPI	S	Opponent	Score	RPI	S	Opponent	Score	RPI	S	Opponent	Score	RPI	S	Opponent	Score
21	H	Iowa	47 71	32	A	South Dakota St.	47 57	72	A	Drake	64 81	102	H	Iowa St.	57 53
				43	A	UCF	43 53	72	H	Drake	67 72	170	A	Southern Ill.	53 60
				47	A	Creighton	78 89	76	H	IUPUI	48 54	170	H	Southern Ill.	71 63
								78	N	Wyoming	55 40	193	A	North Dakota	72 80
								91	A	Kansas St.	72 71	237	A	Illinois St.	58 36
								96	A	Missouri St.	52 62	237	H	Illinois St.	66 48
								96	H	Missouri St.	52 57	242	A	Omaha	74 78
												260	A	Indiana St.	56 46
												260	H	Indiana St.	59 53
												265	A	Bradley	51 40
												265	H	Bradley	63 50
												298	A	Valparaiso	76 53
												298	H	Valparaiso	77 56
												305	A	Loyola Chicago	64 39
												305	H	Loyola Chicago	70 41
												349	A	Evansville	85 60
												349	H	Evansville	65 41
-----															
LAST 12 Division I GAMES:															
305	A	Loyola Chicago	64 39	260	A	Indiana St.	56 46	170	H	Southern Ill.	71 63	96	H	Missouri St.	52 57
298	A	Valparaiso	76 53	72	H	Drake	67 72	237	A	Illinois St.	58 36	265	A	Bradley	51 40
265	H	Bradley	63 50	47	A	Creighton	78 89	76	H	IUPUI	48 54	242	A	Omaha	74 78
237	H	Illinois St.	66 48					78	N	Wyoming	55 40	260	H	Indiana St.	59 53
72	H	Drake	67 72					91	A	Kansas St.	72 71	265	A	Bradley	63 50
349	A	Evansville	85 60					96	A	Missouri St.	52 62	298	A	Valparaiso	76 53
								96	H	Missouri St.	52 57	298	H	Valparaiso	77 56
												305	A	Loyola Chicago	64 39
												305	H	Loyola Chicago	70 41
												349	A	Evansville	85 60
												349	H	Evansville	65 41

Non-Div I Games: Wis.-Parkside 92 62

UNI



UNLV				Through Games Of March 3, 2018																
Average RPI Win:		205	WON-LOST		WINNING		LAST 10		STRENGTH OF		OPP. STRENGTH		TEAM		ADJ.		CONF.		ADJ CONF.	
Average RPI Loss:		92	RECORD		PCT. RANK		GAMES		SCHEDULE		OF SCHEDULE		RPI		RPI		RPI		RPI	
DIV. I ONLY			19- 10		90		8- 2		89		125		87		87		16		16	
DIV. I NON-CONF.			5- 6		187		0- 0		8		78		91		91		14		14	
TOTALS		RPI 1-25		RPI 26-50		W-L RECORDS		RPI 51-100		RPI 101-999		RPI 201+								
19- 10		0- 3		1- 2		OVERALL		2- 1		16- 4		11- 2								
12- 4		0- 1		0- 2		HOME		1- 0		11- 1		7- 0								
7- 4		0- 1		1- 0		AWAY		1- 1		5- 2		4- 1								
0- 2		0- 1		0- 0		NEUTRAL		0- 0		0- 1		0- 1								
5- 6		0- 3		1- 2		NON-CONFERENCE		0- 0		4- 1		2- 1								
4- 3		0- 1		0- 2		HOME		0- 0		4- 0		2- 0								
1- 1		0- 1		1- 0		AWAY		0- 0		0- 0		0- 0								
0- 2		0- 1		0- 0		NEUTRAL		0- 0		0- 1		0- 1								
14- 4		0- 0		0- 0		CONFERENCE		2- 1		12- 3		9- 1								
8- 1		0- 0		0- 0		HOME		1- 0		7- 1		5- 0								
6- 3		0- 0		0- 0		AWAY		1- 1		5- 2		4- 1								
0- 0		0- 0		0- 0		NEUTRAL		0- 0		0- 0		0- 0								

RPI 1-25				RPI 26-50				RPI 51-100				RPI 101+			
RPI	S	Opponent	Score	RPI	S	Opponent	Score	RPI	S	Opponent	Score	RPI	S	Opponent	Score
3	H	Mississippi St.	63 103	35	H	Syracuse	55 69	78	A	Wyoming	56 69	120	H	Colorado St.	56 52
13	A	Stanford	33 74	36	A	Gonzaga	52 50	82	A	New Mexico	68 66	128	H	Portland St.	88 80
19	N	Buffalo	53 80	40	H	Minnesota	72 79	82	H	New Mexico	74 62	133	A	Boise St.	60 69
												133	H	Boise St.	77 54
												141	A	Fresno St.	73 58
												141	H	Fresno St.	72 74
												186	H	UC Irvine	73 54
												206	A	Nevada	55 75
												206	H	Nevada	77 75
												243	H	Hofstra	68 52
												247	N	UC Riverside	88 95
												249	H	Grand Canyon	76 47
												268	A	San Diego St.	75 64
												268	H	San Diego St.	73 67
												281	A	San Jose St.	80 53
												281	H	San Jose St.	79 60
												291	A	Air Force	67 59
												291	H	Air Force	69 57
												304	A	Utah St.	63 54
												304	H	Utah St.	68 58
LAST 12 Division I GAMES:															
304	H	Utah St.	68 58	78	A	Wyoming	56 69								
206	A	Nevada	55 75	206	H	Nevada	77 75								
82	H	New Mexico	74 62	133	H	Boise St.	77 54								
141	A	Fresno St.	73 58	281	A	San Jose St.	80 53								
268	H	San Diego St.	73 67	268	A	San Diego St.	75 64								
291	A	Air Force	67 59	141	H	Fresno St.	72 74								

Non-Div I Games:

UNLV



Average RPI Win: 297

Average RPI Loss: 176

WON-LOST  
RECORDWINNING  
PCT. RANKLAST 10  
GAMESSTRENGTH OF  
SCHEDULEOPP. STRENGTH  
OF SCHEDULETEAM  
RPIADJ.  
RPICONF.  
RPIADJ CONF.  
RPI

DIV. I ONLY	8- 19	277	5- 5	258	294	303	303	24	24
DIV. I NON-CONF.	2- 10	300	0- 0	235	334	332	332	22	22
-----									
TOTALS	RPI 1-25	RPI 26-50	W-L RECORDS	RPI 51-100	RPI 101-999	RPI 201+			
8- 19	0- 0	0- 0	OVERALL	0- 6	8- 13	7- 9			
6- 7	0- 0	0- 0	HOME	0- 2	6- 5	5- 4			
2- 12	0- 0	0- 0	AWAY	0- 4	2- 8	2- 5			
0- 0	0- 0	0- 0	NEUTRAL	0- 0	0- 0	0- 0			
2- 10	0- 0	0- 0	NON-CONFERENCE	0- 2	2- 8	2- 5			
2- 4	0- 0	0- 0	HOME	0- 0	2- 4	2- 3			
0- 6	0- 0	0- 0	AWAY	0- 2	0- 4	0- 2			
0- 0	0- 0	0- 0	NEUTRAL	0- 0	0- 0	0- 0			
6- 9	0- 0	0- 0	CONFERENCE	0- 4	6- 5	5- 4			
4- 3	0- 0	0- 0	HOME	0- 2	4- 1	3- 1			
2- 6	0- 0	0- 0	AWAY	0- 2	2- 4	2- 3			
0- 0	0- 0	0- 0	NEUTRAL	0- 0	0- 0	0- 0			

RPI 1-25				RPI 26-50				RPI 51-100				RPI 101+ Team's RPI: 303			
RPI	S	Opponent	Score	RPI	S	Opponent	Score	RPI	S	Opponent	Score	RPI	S	Opponent	Score
								52	A	FGCU	60 93	151	A	William & Mary	63 83
								52	H	FGCU	44 88	190	H	Furman	59 80
								54	A	Oklahoma St.	71 108	194	A	East Carolina	53 66
								67	A	Virginia Tech	56 87	199	A	Stetson	61 62
								98	A	Jacksonville	49 65	199	H	Stetson	69 64
								98	H	Jacksonville	45 71	224	H	UNC Asheville	70 76
												227	A	Gardner-Webb	39 60
												239	A	North Florida	61 79
												239	H	North Florida	61 65
												242	H	Omaha	66 69
												245	H	Presbyterian	69 83
												254	A	Campbell	49 69
												261	A	Lipscomb	78 97
												261	A	Lipscomb	53 95
												261	H	Lipscomb	80 64
												300	A	Kennesaw St.	70 64
												300	H	Kennesaw St.	65 61
												317	H	N.C. Central	66 61
												323	H	South Carolina St.	63 44
												338	A	NJIT	95 57
												338	H	NJIT	74 67
LAST 12 Division I GAMES:															
				261	A	Lipscomb	53 95	261	H	Lipscomb	80 64				
				338	H	NJIT	74 67	300	A	Kennesaw St.	70 64				
				239	A	North Florida	61 79	261	A	Lipscomb	78 97				
				98	A	Jacksonville	49 65	300	H	Kennesaw St.	65 61				
				199	H	Stetson	69 64	98	H	Jacksonville	45 71				
				52	H	FGCU	44 88	239	H	North Florida	61 65				

Non-Div I Games:

Brevard

109 39

Converse

71 51

Bob Jones

79 45

USC Upstate

■ Loss, 
 ■ Non-Conf, 
 ■ S Site, 
 ■ H Home 
 ■ A Away 
 N Neutral



Average RPI Win:	236	WON-LOST	WINNING	LAST 10	STRENGTH OF	OPP. STRENGTH	TEAM	ADJ.	CONF.	ADJ CONF.
Average RPI Loss:	149	RECORD	PCT. RANK	GAMES	SCHEDULE	OF SCHEDULE	RPI	RPI	RPI	RPI
DIV. I ONLY	18- 11	104	8- 2	311	170	166	166	22	22	
DIV. I NON-CONF.	6- 5	153	0- 0	238	53	167	167	23	23	
-----										
TOTALS	RPI 1-25	RPI 26-50	W-L RECORDS	RPI 51-100	RPI 101-999	RPI 201+				
18- 11	0- 0	0- 0	OVERALL	0- 4	18- 7	11- 3				
13- 2	0- 0	0- 0	HOME	0- 1	13- 1	7- 0				
5- 9	0- 0	0- 0	AWAY	0- 3	5- 6	4- 3				
0- 0	0- 0	0- 0	NEUTRAL	0- 0	0- 0	0- 0				
6- 5	0- 0	0- 0	NON-CONFERENCE	0- 3	6- 2	3- 0				
5- 1	0- 0	0- 0	HOME	0- 1	5- 0	2- 0				
1- 4	0- 0	0- 0	AWAY	0- 2	1- 2	1- 0				
0- 0	0- 0	0- 0	NEUTRAL	0- 0	0- 0	0- 0				
12- 6	0- 0	0- 0	CONFERENCE	0- 1	12- 5	8- 3				
8- 1	0- 0	0- 0	HOME	0- 0	8- 1	5- 0				
4- 5	0- 0	0- 0	AWAY	0- 1	4- 4	3- 3				
0- 0	0- 0	0- 0	NEUTRAL	0- 0	0- 0	0- 0				

RPI 1-25				RPI 26-50				RPI 51-100				RPI 101+				Team's RPI: 166
RPI	S	Opponent	Score	RPI	S	Opponent	Score	RPI	S	Opponent	Score	RPI	S	Opponent	Score	
								68	A	Georgia Tech	52 80	110	A	Utah	41 71	
								69	H	Houston	58 62	127	H	San Francisco	56 54	
								91	A	Kansas St.	56 70	137	A	Texas St.	58 75	
								95	A	Little Rock	57 59	137	H	Texas St.	61 59	
												141	H	Fresno St.	67 54	
												145	A	Arkansas	57 91	
												158	A	Louisiana	38 34	
												158	H	Louisiana	63 61	
												164	H	South Ala.	63 76	
												178	H	Oral Roberts	70 46	
												180	H	Troy	76 57	
												209	A	Arkansas St.	80 85	
												212	H	SMU	58 55	
												228	A	Coastal Caro.	76 89	
												228	H	Coastal Caro.	65 63	
												264	A	UTSA	69 68	
												273	A	Appalachian St.	64 60	
												273	H	Appalachian St.	49 48	
												306	A	Georgia St.	81 76	
												306	H	Georgia St.	62 57	
												310	H	Incarnate Word	61 48	
												327	A	Ga. Southern	68 73	
												327	H	Ga. Southern	70 49	
												337	A	La.-Monroe	80 53	
												337	H	La.-Monroe	70 61	
LAST 12 Division I GAMES:																
				137	A	Texas St.	58 75	228	H	Coastal Caro.	65 63					
				306	H	Georgia St.	62 57	273	H	Appalachian St.	49 48					
				327	H	Ga. Southern	70 49	327	A	Ga. Southern	68 73					
				158	A	Louisiana	38 34	306	A	Georgia St.	81 76					
				337	A	La.-Monroe	80 53	337	H	La.-Monroe	70 61					
				137	H	Texas St.	61 59	158	H	Louisiana	63 61					

Non-Div I Games:

UT Arlington



Average RPI Win:	262	WON-LOST	WINNING	LAST 10	STRENGTH OF	OPP. STRENGTH	TEAM	ADJ.	CONF.	ADJ CONF.
Average RPI Loss:	132	RECORD	PCT. RANK	GAMES	SCHEDULE	OF SCHEDULE	RPI	RPI	RPI	RPI
DIV. I ONLY	17- 14	149	8- 2	181	262	155	155	25	25	
DIV. I NON-CONF.	2- 8	290	0- 0	93	94	259	259	27	27	
-----										
TOTALS	RPI 1-25	RPI 26-50	W-L RECORDS	RPI 51-100	RPI 101-999	RPI 201+				
17- 14	0- 1	0- 0	OVERALL	0- 4	17- 9	13- 2				
9- 3	0- 0	0- 0	HOME	0- 1	9- 2	7- 0				
6- 8	0- 1	0- 0	AWAY	0- 1	6- 6	5- 2				
2- 3	0- 0	0- 0	NEUTRAL	0- 2	2- 1	1- 0				
2- 8	0- 1	0- 0	NON-CONFERENCE	0- 2	2- 5	1- 1				
2- 1	0- 0	0- 0	HOME	0- 0	2- 1	1- 0				
0- 5	0- 1	0- 0	AWAY	0- 1	0- 3	0- 1				
0- 2	0- 0	0- 0	NEUTRAL	0- 1	0- 1	0- 0				
15- 6	0- 0	0- 0	CONFERENCE	0- 2	15- 4	12- 1				
7- 2	0- 0	0- 0	HOME	0- 1	7- 1	6- 0				
6- 3	0- 0	0- 0	AWAY	0- 0	6- 3	5- 1				
2- 1	0- 0	0- 0	NEUTRAL	0- 1	2- 0	1- 0				

RPI 1-25				RPI 26-50				RPI 51-100				RPI 101+				Team's RPI: 155
RPI	S	Opponent	Score	RPI	S	Opponent	Score	RPI	S	Opponent	Score	RPI	S	Opponent	Score	
5	A	Louisville	56 91					58	H	Belmont	63 65	105	A	Chattanooga	82 87	
								58	N	Belmont	56 63	142	N	Eastern Wash.	58 61	
								61	A	Purdue	58 60	160	A	Jacksonville St.	61 57	
								80	N	Saint Mary's (CA)	58 69	161	A	SIUE	70 73	
												161	H	SIUE	72 64	
												161	N	SIUE	69 67	
												169	H	N.C. A&T	76 63	
												170	A	Southern Ill.	72 84	
												173	H	Northwestern	63 71	
												192	A	Morehead St.	75 88	
												192	H	Morehead St.	76 81	
												209	A	Arkansas St.	73 84	
												233	A	Southeast Mo. St.	69 68	
												233	H	Southeast Mo. St.	72 65	
												233	N	Southeast Mo. St.	63 60	
												248	A	Austin Peay	62 69	
												248	H	Austin Peay	100 66	
												294	A	Murray St.	97 80	
												294	H	Murray St.	85 67	
												308	H	Western Caro.	62 54	
												312	A	Tennessee Tech	67 51	
												314	A	Eastern Ky.	72 54	
												314	H	Eastern Ky.	77 49	
												328	H	Tennessee St.	80 68	
												345	A	Eastern Ill.	72 44	
												345	H	Eastern Ill.	85 57	
-----																
LAST 12 Division I GAMES:																
				58	N	Belmont	56 63	161	H	SIUE	72 64					
				161	N	SIUE	69 67	233	H	Southeast Mo. St.	72 65					
				233	N	Southeast Mo. St.	63 60	314	A	Eastern Ky.	72 54					
				233	A	Southeast Mo. St.	69 68	294	H	Murray St.	85 67					
				192	A	Morehead St.	75 88	248	H	Austin Peay	100 66					
				345	H	Eastern Ill.	85 57	312	A	Tennessee Tech	67 51					

Non-Div I Games: Rhodes 90 49 Ala.-Huntsville 104 73

UT Martin



Average RPI Win:	222	WON-LOST	WINNING	LAST 10	STRENGTH OF	OPP. STRENGTH	TEAM	ADJ.	CONF.	ADJ CONF.
Average RPI Loss:	179	RECORD	PCT. RANK	GAMES	SCHEDULE	OF SCHEDULE	RPI	RPI	RPI	RPI
DIV. I ONLY	16- 13	141	4- 6	220	240	176	176	18	18	
DIV. I NON-CONF.	9- 4	82	0- 0	211	325	110	110	20	20	
-----										
TOTALS	RPI 1-25	RPI 26-50	W-L RECORDS	RPI 51-100	RPI 101-999	RPI 201+				
16- 13	0- 0	0- 0	OVERALL	1- 2	15- 11	11- 7				
9- 5	0- 0	0- 0	HOME	1- 2	8- 3	6- 1				
5- 8	0- 0	0- 0	AWAY	0- 0	5- 8	5- 6				
2- 0	0- 0	0- 0	NEUTRAL	0- 0	2- 0	0- 0				
9- 4	0- 0	0- 0	NON-CONFERENCE	0- 1	9- 3	6- 2				
5- 1	0- 0	0- 0	HOME	0- 1	5- 0	4- 0				
2- 3	0- 0	0- 0	AWAY	0- 0	2- 3	2- 2				
2- 0	0- 0	0- 0	NEUTRAL	0- 0	2- 0	0- 0				
7- 9	0- 0	0- 0	CONFERENCE	1- 1	6- 8	5- 5				
4- 4	0- 0	0- 0	HOME	1- 1	3- 3	2- 1				
3- 5	0- 0	0- 0	AWAY	0- 0	3- 5	3- 4				
0- 0	0- 0	0- 0	NEUTRAL	0- 0	0- 0	0- 0				

U  
T  
E  
PU  
T  
E  
P

RPI 1-25				RPI 26-50				RPI 51-100				RPI 101+				Team's RPI: 176
RPI	S	Opponent	Score	RPI	S	Opponent	Score	RPI	S	Opponent	Score	RPI	S	Opponent	Score	
								57	H	Western Ky.	80 75	103	H	Middle Tenn.	45	54
								81	H	UAB	64 84	107	A	Rice	42	56
								82	H	New Mexico	35 59	124	H	Louisiana Tech	62	65
												129	A	Tulane	56	67
												145	H	Arkansas	64	61
												153	H	Charlotte	67	58
												156	N	Samford	46	33
												194	N	East Carolina	93	79
												207	A	Southern Miss.	53	60
												209	A	Arkansas St.	73	76
												210	A	New Mexico St.	68	76
												211	H	CSU Bakersfield	67	56
												221	A	Fla. Atlantic	66	72
												221	H	Fla. Atlantic	75	70
												223	H	Texas Southern	65	55
												225	A	North Texas	50	48
												226	H	A&M-Corpus Christi	69	49
												247	A	UC Riverside	73	62
												264	A	UTSA	66	53
												264	H	UTSA	55	58
												283	A	Old Dominion	52	56
												301	A	FIU	77	76
												301	H	FIU	86	70
												311	H	Houston Baptist	69	62
												313	A	Marshall	64	66
												320	A	Cal St. Fullerton	92	91
LAST 12 Division I GAMES:																
				57	H	Western Ky.	80 75	124	H	Louisiana Tech	62	65				
				301	H	FIU	86 70	264	A	UTSA	66	53				
				207	A	Southern Miss.	53 60	81	H	UAB	64	84				
				264	H	UTSA	55 58	225	A	North Texas	50	48				
				283	A	Old Dominion	52 56	107	A	Rice	42	56				
				313	A	Marshall	64 66	221	H	Fla. Atlantic	75	70				

Non-Div I Games:

UTEP



Average RPI Win: **286**  
 Average RPI Loss: **215**

WON-LOST  
RECORD

WINNING  
PCT. RANK

LAST 10  
GAMES

STRENGTH OF  
SCHEDULE

OPP. STRENGTH  
OF SCHEDULE






























































TEAM  
RPI

ADJ.  
RPI

CONF.  
RPI





ADJ CONF.  
RPI

DIV. I ONLY	11- 15	221	4- 6	344	323	309	309	31	31
DIV. I NON-CONF.	7- 5	132	0- 0	318	277	230	230	31	31
<hr/>									
TOTALS	RPI 1-25	RPI 26-50	W-L RECORDS	RPI 51-100	RPI 101-999	RPI 201+			
11- 15	0- 0	0- 1	OVERALL	0- 1	11- 13	11- 13			
9- 5	0- 0	0- 1	HOME	0- 0	9- 4	9- 4			
2- 10	0- 0	0- 0	AWAY	0- 1	2- 9	2- 9			
0- 0	0- 0	0- 0	NEUTRAL	0- 0	0- 0	0- 0			
7- 5	0- 0	0- 1	NON-CONFERENCE	0- 1	7- 3	7- 3			
6- 1	0- 0	0- 1	HOME	0- 0	6- 0	6- 0			
1- 4	0- 0	0- 0	AWAY	0- 1	1- 3	1- 3			
0- 0	0- 0	0- 0	NEUTRAL	0- 0	0- 0	0- 0			
4- 10	0- 0	0- 0	CONFERENCE	0- 0	4- 10	4- 10			
3- 4	0- 0	0- 0	HOME	0- 0	3- 4	3- 4			
1- 6	0- 0	0- 0	AWAY	0- 0	1- 6	1- 6			
0- 0	0- 0	0- 0	NEUTRAL	0- 0	0- 0	0- 0			

RPI 1-25	RPI 26-50	RPI 51-100	RPI 101+	Team's RPI: 309
RPI S Opponent Score	RPI S Opponent Score	RPI S Opponent Score	RPI S Opponent Score	
	49  Southern Cal i forn i a 64  71	54  Okl ahoma St. 38  80	203  Wi sconsi n 54  82	
			210  New Mexico St. 56  72	
			210  New Mexico St. 77  79	
			211  CSU Bakersfi el d 30  71	
			211  CSU Bakersfi el d 64  67	
			219  Seattle U 56  64	
			219  Seattle U 69 67	
			226  A&M-Corpus Christi 41  71	
			226  A&M-Corpus Christi 56 53	
			246  Prai ri e View 78 62	
			249  Grand Canyon 58  59	
			249  Grand Canyon 59  65	
			250  Texas Tech 64  80	
			264  UTSA 70 58	
			275  Massachusetts 67 59	
			279  UMKC 59  79	
			279  UMKC 52  54	
			282  North Dakota St. 82 79	
			286  Cani si us 63 46	
			321  Utah Valley 60  69	
			321  Utah Valley 71 64	
			339  Flori da A&M 51 38	
			346  Chi cago St. 69 62	
			346  Chi cago St. 81 44	
LAST 12 Di vi si on I GAMES:				
	210  New Mexico St. 56  72	249  Grand Canyon 58  59		
	346  Chi cago St. 69 62	210  New Mexico St. 77  79		
	279  UMKC 59  79	346  Chi cago St. 81 44		
	321  Utah Valley 71 64	219  Seattle U 56  64		
	219  Seattle U 69 67	321  Utah Valley 60  69		
	211  CSU Bakersfi el d 30  71	249  Grand Canyon 59  65		

Non-Di v I Games: Texas Lutheran 78 43 Concordi a (TX) 67 49 Tri ni ty (TX) 62 57

UTRGV

 Loss,  Non-Conf, S Site,  Home  Away N Neutral



Average RPI Win:	249	WON-LOST	WINNING	LAST 10	STRENGTH OF	OPP. STRENGTH	TEAM	ADJ.	CONF.	ADJ CONF.
Average RPI Loss:	158	RECORD	PCT. RANK	GAMES	SCHEDULE	OF SCHEDULE	RPI	RPI	RPI	RPI
DIV. I ONLY	7- 19	285	5- 5	150	226	264	264	18	18	
DIV. I NON-CONF.	1- 9	318	0- 0	212	263	321	321	20	20	
-----										
TOTALS	RPI 1-25	RPI 26-50	W-L RECORDS	RPI 51-100	RPI 101-999	RPI 201+				
7- 19	0- 1	0- 0	OVERALL	0- 3	7- 15	5- 5				
4- 7	0- 0	0- 0	HOME	0- 1	4- 6	3- 1				
2- 12	0- 1	0- 0	AWAY	0- 2	2- 9	1- 4				
1- 0	0- 0	0- 0	NEUTRAL	0- 0	1- 0	1- 0				
1- 9	0- 1	0- 0	NON-CONFERENCE	0- 1	1- 7	1- 2				
0- 3	0- 0	0- 0	HOME	0- 0	0- 3	0- 0				
0- 6	0- 1	0- 0	AWAY	0- 1	0- 4	0- 2				
1- 0	0- 0	0- 0	NEUTRAL	0- 0	1- 0	1- 0				
6- 10	0- 0	0- 0	CONFERENCE	0- 2	6- 8	4- 3				
4- 4	0- 0	0- 0	HOME	0- 1	4- 3	3- 1				
2- 6	0- 0	0- 0	AWAY	0- 1	2- 5	1- 2				
0- 0	0- 0	0- 0	NEUTRAL	0- 0	0- 0	0- 0				

RPI 1-25				RPI 26-50				RPI 51-100				RPI 101+				Team's RPI : 264	
RPI	S	Opponent	Score	RPI	S	Opponent	Score	RPI	S	Opponent	Score	RPI	S	Opponent	Score		
11	A	Texas	70 120					53	A	Arizona St.	42 74	103	H	Middle Tenn.	47 62		
								57	A	Western Ky.	38 73	107	A	Rice	52 83		
								81	H	UAB	66 74	107	H	Rice	62 58		
												124	A	Louisiana Tech	55 63		
												132	H	Northern Ill.	55 69		
												137	A	Texas St.	38 91		
												153	A	Charlotte	75 88		
												166	H	UT Arlington	68 69		
												172	A	San Diego	69 78		
												176	A	UTEP	58 55		
												176	H	UTEP	53 66		
												193	H	North Dakota	47 60		
												207	A	Southern Miss.	60 83		
												221	H	Fla. Atlantic	65 99		
												225	H	North Texas	70 58		
												283	A	Old Dominion	63 69		
												283	H	Old Dominion	64 56		
												301	H	FIU	69 66		
												309	A	UTRGV	58 70		
												313	A	Marshall	72 59		
												320	A	Cal St. Fullerton	46 55		
												341	N	Mississippi Val.	68 55		
LAST 12 Division I GAMES:																	
				81	H	UAB	66 74					176	H	UTEP	53 66		
				107	H	Rice	62 58					225	H	North Texas	70 58		
				176	A	UTEP	58 55					207	A	Southern Miss.	60 83		
				301	H	FIU	69 66					221	H	Fla. Atlantic	65 99		
				153	A	Charlotte	75 88					283	A	Old Dominion	63 69		
				313	A	Marshall	72 59					57	A	Western Ky.	38 73		

Non-Div I Games: Sul Ross St. 97 47 Tex. A&M-Commerce 60 69

UTSA



Average RPI Win:	180	WON-LOST	WINNING	LAST 10	STRENGTH OF	OPP. STRENGTH	TEAM	ADJ.	CONF.	ADJ CONF.
Average RPI Loss:	62	RECORD	PCT. RANK	GAMES	SCHEDULE	OF SCHEDULE	RPI	RPI	RPI	RPI
DIV. I ONLY	17- 13	131	3- 7	125	60	110	110	5	5	
DIV. I NON-CONF.	9- 2	33	0- 0	184	190	52	52	3	3	
-----										
TOTALS	RPI 1-25	RPI 26-50	W-L RECORDS	RPI 51-100	RPI 101-999	RPI 201+				
17- 13	0- 4	0- 4	OVERALL	3- 2	14- 3	6- 0				
10- 6	0- 2	0- 2	HOME	2- 1	8- 1	4- 0				
7- 6	0- 2	0- 2	AWAY	1- 1	6- 1	2- 0				
0- 1	0- 0	0- 0	NEUTRAL	0- 0	0- 1	0- 0				
9- 2	0- 0	0- 0	NON-CONFERENCE	2- 1	7- 1	4- 0				
7- 0	0- 0	0- 0	HOME	2- 0	5- 0	3- 0				
2- 2	0- 0	0- 0	AWAY	0- 1	2- 1	1- 0				
0- 0	0- 0	0- 0	NEUTRAL	0- 0	0- 0	0- 0				
8- 11	0- 4	0- 4	CONFERENCE	1- 1	7- 2	2- 0				
3- 6	0- 2	0- 2	HOME	0- 1	3- 1	1- 0				
5- 4	0- 2	0- 2	AWAY	1- 0	4- 0	1- 0				
0- 1	0- 0	0- 0	NEUTRAL	0- 0	0- 1	0- 0				

RPI 1-25				RPI 26-50				RPI 51-100				RPI 101+				Team's RPI: 110
RPI	S	Opponent	Score	RPI	S	Opponent	Score	RPI	S	Opponent	Score	RPI	S	Opponent	Score	
7	H	Oregon	68 84	42	H	Oregon St.	58 69	53	A	Arizona St.	58 56	111	A	Washington St.	81 79	
10	A	UCLA	71 78	44	A	Cal i forn i a	73 84	53	H	Arizona St.	81 83	111	H	Washington St.	54 50	
10	H	UCLA	74 81	49	A	Southern Cal i forn i a	52 53	61	H	Purdue	81 68	143	A	Col orado	78 74	
13	A	Stanford	49 70	49	H	Southern Cal i forn i a	47 58	80	H	Saint Mary's (CA)	74 63	143	H	Col orado	65 69	
								93	A	Al abama	60 65	143	N	Col orado	56 66	
												147	A	Weber St.	85 58	
												152	A	BYU	68 77	
												166	H	UT Ar l ington	71 41	
												178	H	Oral Roberts	71 50	
												198	A	Washi ngton	74 65	
												198	H	Washi ngton	81 46	
												206	H	Nevada	87 61	
												236	H	Pepperdi ne	89 65	
												276	A	Ari zona	80 56	
												276	H	Ari zona	89 55	
												304	A	Utah St.	79 44	
												310	H	Incar nate Word	90 31	
-----																
LAST 12 Di v i s i o n I GAMES:																
143	N	Col orado	56 66	13	A	Stanford	49 70	143	A	Col orado	78 74	143	H	Col orado	65 69	
10	A	UCLA	71 78	143	A	Col orado	78 74	7	H	Oregon	68 84	42	H	Oregon St.	58 69	
49	A	Southern Cal i forn i a	52 53	143	H	Col orado	65 69	276	A	Ari zona	80 56	44	A	Cal i forn i a	73 84	
198	H	Washi ngton	81 46													
111	H	Washi ngton St.	54 50													

Non-Di v I Games:

Utah



Average RPI Win:	223	WON-LOST	WINNING	LAST 10	STRENGTH OF	OPP. STRENGTH	TEAM	ADJ.	CONF.	ADJ CONF.
Average RPI Loss:	163	RECORD	PCT. RANK	GAMES	SCHEDULE	OF SCHEDULE	RPI	RPI	RPI	RPI
DIV. I ONLY	6- 22	313	3- 7	196	174	304	304	16	16	
DIV. I NON-CONF.	1- 9	318	0- 0	249	317	331	331	14	14	
-----										
TOTALS	RPI 1-25	RPI 26-50	W-L RECORDS	RPI 51-100	RPI 101-999	RPI 201+				
6- 22	0- 0	0- 1	OVERALL	0- 6	6- 15	4- 7				
5- 7	0- 0	0- 0	HOME	0- 3	5- 4	4- 1				
1- 13	0- 0	0- 0	AWAY	0- 3	1- 10	0- 5				
0- 2	0- 0	0- 1	NEUTRAL	0- 0	0- 1	0- 1				
1- 9	0- 0	0- 1	NON-CONFERENCE	0- 0	1- 8	0- 4				
0- 3	0- 0	0- 0	HOME	0- 0	0- 3	0- 1				
1- 4	0- 0	0- 0	AWAY	0- 0	1- 4	0- 2				
0- 2	0- 0	0- 1	NEUTRAL	0- 0	0- 1	0- 1				
5- 13	0- 0	0- 0	CONFERENCE	0- 6	5- 7	4- 3				
5- 4	0- 0	0- 0	HOME	0- 3	5- 1	4- 0				
0- 9	0- 0	0- 0	AWAY	0- 3	0- 6	0- 3				
0- 0	0- 0	0- 0	NEUTRAL	0- 0	0- 0	0- 0				

RPI S Opponent	Score	RPI S Opponent	Score	RPI S Opponent	Score	RPI S Opponent	Score	Team's RPI: 304
42 N Oregon St.	55 94	78 A Wyoming	44 61	110 H Utah	44 79			
		78 H Wyoming	46 64	120 A Colorado St.	45 56			
		82 A New Mexico	47 80	133 A Boise St.	60 68			
		82 H New Mexico	50 74	133 H Boise St.	42 64			
		87 A UNLV	58 68	141 A Fresno St.	56 57			
		87 H UNLV	54 63	141 H Fresno St.	60 52			
				148 A Idaho St.	44 64			
				152 A BYU	76 69			
				171 H Denver	72 74			
				186 A UC Irvine	84 87			
				206 A Nevada	78 85			
				206 H Nevada	79 57			
				213 N Montana St.	52 64			
				268 H San Diego St.	62 58			
				276 H Arizona	49 65			
				281 A San Jose St.	66 79			
				281 H San Jose St.	86 78			
				291 A Air Force	50 57			
				291 H Air Force	57 55			
				321 A Utah Valley	43 61			
				329 A Southern Utah	67 70			
LAST 12 Division I GAMES:								
87 A UNLV	58 68	78 H Wyoming	46 64					
281 H San Jose St.	86 78	82 A New Mexico	47 80					
291 H Air Force	57 55	141 H Fresno St.	60 52					
206 A Nevada	78 85	291 A Air Force	50 57					
82 H New Mexico	50 74	78 A Wyoming	44 61					
133 A Boise St.	60 68	133 H Boise St.	42 64					

Non-Div I Games: Dixie St. 92 72

Utah St.



## Utah Valley

Through Games Of March 3, 2018

Average RPI Win:	281	WON-LOST	WINNING	LAST 10	STRENGTH OF	OPP. STRENGTH	TEAM	ADJ.	CONF.	ADJ CONF.
Average RPI Loss:	214	RECORD	PCT. RANK	GAMES	SCHEDULE	OF SCHEDULE	RPI	RPI	RPI	RPI
DIV. I ONLY	9- 18	256	2- 8	337	325	321	321	31	31	
DIV. I NON-CONF.	4- 9	249	0- 0	302	278	318	318	31	31	
-----										
TOTALS	RPI 1-25	RPI 26-50	W-L RECORDS	RPI 51-100	RPI 101-999	RPI 201+				
9- 18	0- 0	0- 1	OVERALL	0- 0	9- 17	8- 12				
7- 6	0- 0	0- 0	HOME	0- 0	7- 6	6- 5				
2- 12	0- 0	0- 0	AWAY	0- 0	2- 1	2- 1				
0- 0	0- 0	0- 0	NEUTRAL	0- 0	0- 0	0- 0				
4- 9	0- 0	0- 1	NON-CONFERENCE	0- 0	4- 8	3- 3				
4- 2	0- 0	0- 0	HOME	0- 0	4- 2	3- 1				
0- 7	0- 0	0- 1	AWAY	0- 0	0- 6	0- 2				
0- 0	0- 0	0- 0	NEUTRAL	0- 0	0- 0	0- 0				
5- 9	0- 0	0- 0	CONFERENCE	0- 0	5- 9	5- 9				
3- 4	0- 0	0- 0	HOME	0- 0	3- 4	3- 4				
2- 5	0- 0	0- 0	AWAY	0- 0	2- 5	2- 5				
0- 0	0- 0	0- 0	NEUTRAL	0- 0	0- 0	0- 0				

RPI 1-25				RPI 26-50				RPI 51-100				RPI 101+ Team's RPI: 321			
RPI	S	Opponent	Score	RPI	S	Opponent	Score	RPI	S	Opponent	Score	RPI	S	Opponent	Score
				42	A	Oregon St.	41 98					139	H	Cal Poly	89 70
												142	A	Eastern Wash.	41 61
												147	A	Weber St.	57 75
												148	H	Idaho St.	58 70
												152	A	BYU	54 75
												171	A	Denver	53 72
												210	A	New Mexico St.	51 59
												210	H	New Mexico St.	72 82
												211	A	CSU Bakersfield	58 63
												211	H	CSU Bakersfield	60 64
												219	A	Seattle U	53 83
												219	H	Seattle U	75 77
												236	A	Pepperdine	44 71
												249	A	Grand Canyon	61 81
												249	H	Grand Canyon	84 64
												279	A	UMKC	66 59
												279	H	UMKC	68 65
												291	H	Air Force	59 56
												304	H	Utah St.	61 43
												309	A	UTRGV	64 71
												309	H	UTRGV	69 60
												318	A	Portland	64 71
												320	H	Cal St. Fullerton	36 73
												329	H	Southern Utah	69 61
												346	A	Chicago St.	68 30
												346	H	Chicago St.	74 84
-----															
LAST 12 Division I GAMES:															
				219	A	Seattle U	53 83	346	H	Chicago St.	74 84				
				249	H	Grand Canyon	84 64	219	H	Seattle U	75 77				
				211	H	CSU Bakersfield	60 64	249	A	Grand Canyon	61 81				
				309	A	UTRGV	64 71	210	H	New Mexico St.	72 82				
				210	A	New Mexico St.	51 59	309	H	UTRGV	69 60				
				279	H	UMKC	68 65	346	A	Chicago St.	68 30				

Non-Div I Games: Antelope Valley 78 54 Dixie St. 72 63

Utah Valley

■ Loss, 
 ■ Non-Conf, 
 ■ S Site, 
 ■ Home 
 ■ A Away 
 N Neutral



Average RPI Win:	249	WON-LOST	WINNING	LAST 10	STRENGTH OF	OPP. STRENGTH	TEAM	ADJ.	CONF.	ADJ CONF.
Average RPI Loss:	145	RECORD	PCT. RANK	GAMES	SCHEDULE	OF SCHEDULE	RPI	RPI	RPI	RPI
DIV. I ONLY	7- 22	299	3- 7	147	188	280	280	12	12	
DIV. I NON-CONF.	3- 9	280	0- 0	198	284	279	279	10	10	
-----										
TOTALS	RPI 1-25	RPI 26-50	W-L RECORDS	RPI 51-100	RPI 101-999	RPI 201+				
7- 22	0- 0	0- 3	OVERALL	0- 5	7- 14	5- 5				
5- 7	0- 0	0- 0	HOME	0- 3	5- 4	3- 0				
1- 13	0- 0	0- 0	AWAY	0- 0	1- 1	1- 0				
1- 2	0- 0	0- 1	NEUTRAL	0- 1	1- 0	1- 0				
3- 9	0- 0	0- 2	NON-CONFERENCE	0- 1	3- 6	3- 3				
2- 2	0- 0	0- 0	HOME	0- 0	2- 2	2- 0				
0- 5	0- 0	0- 1	AWAY	0- 0	0- 4	0- 3				
1- 2	0- 0	0- 1	NEUTRAL	0- 1	1- 0	1- 0				
4- 13	0- 0	0- 1	CONFERENCE	0- 4	4- 8	2- 2				
3- 5	0- 0	0- 0	HOME	0- 3	3- 2	1- 0				
1- 8	0- 0	0- 1	AWAY	0- 1	1- 6	1- 2				
0- 0	0- 0	0- 0	NEUTRAL	0- 0	0- 0	0- 0				

RPI 1-25				RPI 26-50				RPI 51-100				RPI 101+ Team's RPI: 280			
RPI	S	Opponent	Score	RPI	S	Opponent	Score	RPI	S	Opponent	Score	RPI	S	Opponent	Score
33	A	Dayton	64 74	60	N	Penn	52 82	108	H	Georgetown	59 71				
40	A	Minnesota	63 108	74	A	Duquesne	71 80	109	H	George Mason	42 65				
50	N	Mercer	54 70	74	H	Duquesne	51 70	121	H	Saint Louis	88 84				
				84	H	Fordham	54 64	131	A	Saint Joseph's	41 79				
				85	H	George Washington	39 61	131	A	Saint Joseph's	63 72				
								131	H	Saint Joseph's	56 54				
								136	A	Radford	62 79				
								187	A	Davidson	63 69				
								196	A	Richmond	54 59				
								196	H	Richmond	68 77				
								201	H	Norfolk St.	52 66				
								217	A	UNCG	61 74				
								244	A	La Salle	57 62				
								256	H	St. Bonaventure	77 75				
								257	A	UNCW	67 83				
								275	A	Massachusetts	75 79				
								283	H	Old Dominion	68 39				
								296	N	Long Beach St.	69 59				
								306	A	Georgia St.	56 61				
								319	H	Coppin St.	62 47				
								334	A	Rhode Island	61 49				
LAST 12 Division I GAMES:															
131	A	Saint Joseph's	63 72	74	A	Duquesne	71 80								
187	A	Davidson	63 69	33	A	Dayton	64 74								
121	H	Saint Louis	88 84	131	H	Saint Joseph's	56 54								
196	A	Richmond	54 59	196	H	Richmond	68 77								
109	H	George Mason	42 65	244	A	La Salle	57 62								
256	H	St. Bonaventure	77 75	275	A	Massachusetts	75 79								

Non-Di v I Games:

VCU



Average RPI Win:	315	WON-LOST	WINNING	LAST 10	STRENGTH OF	OPP. STRENGTH	TEAM	ADJ.	CONF.	ADJ CONF.
Average RPI Loss:	157	RECORD	PCT. RANK	GAMES	SCHEDULE	OF SCHEDULE	RPI	RPI	RPI	RPI
DIV. I ONLY	10- 17	242	2- 8	339	248	298	298	23	23	
DIV. I NON-CONF.	5- 4	146	0- 0	339	271	226	226	21	21	
-----										
TOTALS	RPI 1-25	RPI 26-50	W-L RECORDS	RPI 51-100	RPI 101-999	RPI 201+				
10- 17	0- 0	0- 0	OVERALL	0- 7	10- 10	10- 6				
6- 6	0- 0	0- 0	HOME	0- 2	6- 4	6- 2				
4- 11	0- 0	0- 0	AWAY	0- 0	4- 0	4- 0				
0- 0	0- 0	0- 0	NEUTRAL	0- 0	0- 0	0- 0				
5- 4	0- 0	0- 0	NON-CONFERENCE	0- 3	5- 1	5- 1				
3- 0	0- 0	0- 0	HOME	0- 0	3- 0	3- 0				
2- 4	0- 0	0- 0	AWAY	0- 3	2- 1	2- 1				
0- 0	0- 0	0- 0	NEUTRAL	0- 0	0- 0	0- 0				
5- 13	0- 0	0- 0	CONFERENCE	0- 4	5- 9	5- 5				
3- 6	0- 0	0- 0	HOME	0- 2	3- 4	3- 2				
2- 7	0- 0	0- 0	AWAY	0- 2	2- 5	2- 3				
0- 0	0- 0	0- 0	NEUTRAL	0- 0	0- 0	0- 0				

RPI 1-25				RPI 26-50				RPI 51-100				RPI 101+				Team's RPI: 298
RPI	S	Opponent	Score	RPI	S	Opponent	Score	RPI	S	Opponent	Score	RPI	S	Opponent	Score	
								61	A	Purdue	49 95	135	A	UNI	56 77	
								72	A	Drake	50 86	135	H	UNI	53 76	
								72	H	Drake	53 85	170	A	Southern Ill.	63 74	
								83	A	Miami (OH)	68 77	170	H	Southern Ill.	86 88	
								88	A	Liberty	40 61	202	A	Bowling Green	77 90	
								96	A	Missouri St.	60 83	237	A	Illinois St.	55 63	
								96	H	Missouri St.	60 66	237	H	Illinois St.	56 50	
												249	H	Grand Canyon	80 75	
												260	A	Indiana St.	46 64	
												260	H	Indiana St.	54 67	
												265	A	Bradley	58 69	
												265	H	Bradley	69 88	
												305	A	Loyola Chicago	63 53	
												305	H	Loyola Chicago	76 60	
												324	H	Fort Wayne	68 50	
												342	A	Longwood	81 68	
												345	A	Eastern Ill.	76 67	
												346	H	Chicago St.	71 60	
												349	A	Evansville	67 54	
												349	H	Evansville	101 59	
-----																
LAST 12 Division I GAMES:																
				72	H	Drake	53 85	305	A	Loyola Chicago	63 53					
				135	H	UNI	53 76	237	A	Illinois St.	55 63					
				349	A	Evansville	67 54	265	A	Bradley	58 69					
				260	A	Indiana St.	46 64	260	H	Indiana St.	54 67					
				96	H	Missouri St.	60 66	349	H	Evansville	101 59					
				170	H	Southern Ill.	86 88	170	A	Southern Ill.	63 74					

Non-Div I Games: Ind.-Northwest 99 59 Ind.-Kokomo 81 47

Valparaiso



Average RPI Win:	137	WON-LOST	WINNING	LAST 10	STRENGTH OF	OPP. STRENGTH	TEAM	ADJ.	CONF.	ADJ CONF.
Average RPI Loss:	62	RECORD	PCT. RANK	GAMES	SCHEDULE	OF SCHEDULE	RPI	RPI	RPI	RPI
DIV. I ONLY	7- 24	311	2- 8	8	10	149	149	2	2	
DIV. I NON-CONF.	4- 10	267	0- 0	20	25	147	147	2	2	
-----										
TOTALS	RPI 1-25	RPI 26-50	W-L RECORDS	RPI 51-100	RPI 101-999	RPI 201+				
7- 24	0- 10	0- 5	OVERALL	2- 2	5- 7	1- 1				
4- 11	0- 6	0- 2	HOME	1- 1	3- 2	1- 0				
3- 10	0- 4	0- 2	AWAY	1- 1	2- 3	0- 0				
0- 3	0- 0	0- 1	NEUTRAL	0- 0	0- 2	0- 1				
4- 10	0- 3	0- 2	NON-CONFERENCE	1- 1	3- 4	1- 1				
2- 5	0- 1	0- 1	HOME	0- 1	2- 2	1- 0				
2- 3	0- 2	0- 0	AWAY	1- 0	1- 1	0- 0				
0- 2	0- 0	0- 1	NEUTRAL	0- 0	0- 1	0- 1				
3- 14	0- 7	0- 3	CONFERENCE	1- 1	2- 3	0- 0				
2- 6	0- 5	0- 1	HOME	1- 0	1- 0	0- 0				
1- 7	0- 2	0- 2	AWAY	0- 1	1- 2	0- 0				
0- 1	0- 0	0- 0	NEUTRAL	0- 0	0- 1	0- 0				

RPI 1-25				RPI 26-50				RPI 51-100				RPI 101+ Team's RPI: 149			
RPI	S	Opponent	Score	RPI	S	Opponent	Score	RPI	S	Opponent	Score	RPI	S	Opponent	Score
3	H	Mississippi St.	50 95	27	A	Georgia	55 67	58	H	Belmont	74 111	101	A	Auburn	60 63
5	A	Louisville	57 79	27	H	Georgia	52 81	85	A	George Washington	69 59	102	H	Iowa St.	77 74
9	A	Tennessee	73 86	28	A	LSU	65 85	86	H	Kentucky	70 55	103	H	Middle Tenn.	54 65
9	H	Tennessee	64 74	34	H	Baylor St.	79 88	93	A	Alabama	75 77	121	A	Saint Louis	74 69
12	H	South Carolina	82 95	35	N	Syracuse	78 84					129	A	Tulane	59 71
15	H	Texas A&M	67 91									145	H	Arkansas	78 73
17	H	NC State	72 83									145	N	Arkansas	76 88
20	A	Central Mich.	75 92									159	A	Ole Miss	75 72
22	A	Missouri	68 83									174	A	Florida	71 88
22	H	Missouri	70 81									191	H	Memphis	60 71
												203	N	Wisconsin	71 73
												261	H	Lipscomb	92 82
-----															
LAST 12 Division I GAMES:															
145	N	Arkansas	76 88	27	A	Georgia	55 67	9	H	Tennessee	64 74				
145	H	Arkansas	78 73	159	A	Ole Miss	75 72	15	H	Texas A&M	67 91				
22	A	Missouri	68 83	93	A	Alabama	75 77	93	A	Alabama	75 77				
174	A	Florida	71 88	12	H	South Carolina	82 95								
3	H	Mississippi St.	50 95												
101	A	Auburn	60 63												

Non-Div I Games:

Vanderbilt



Average RPI Win: 230	WON-LOST RECORD	WINNING PCT. RANK	LAST 10 GAMES	STRENGTH OF SCHEDULE	OPP. STRENGTH OF SCHEDULE	TEAM RPI	ADJ. RPI	CONF. RPI	ADJ CONF. RPI
Average RPI Loss: 164									
DIV. I ONLY	7- 22	299	2- 8	158	243	289	289	20	20
DIV. I NON-CONF.	2- 10	300	0- 0	239	166	327	327	24	24
-----									
TOTALS	RPI 1-25	RPI 26-50	W-L RECORDS	RPI 51-100	RPI 101-999	RPI 201+			
7- 22	0- 0	0- 1	OVERALL	1- 7	6- 14	4- 7			
5- 10	0- 0	0- 0	HOME	1- 3	4- 7	3- 3			
2- 11	0- 0	0- 0	AWAY	0- 0	2- 0	1- 0			
0- 1	0- 0	0- 0	NEUTRAL	0- 1	0- 0	0- 0			
2- 10	0- 0	0- 1	NON-CONFERENCE	0- 3	2- 6	2- 5			
2- 5	0- 0	0- 0	HOME	0- 2	2- 3	2- 2			
0- 5	0- 0	0- 1	AWAY	0- 1	0- 3	0- 3			
0- 0	0- 0	0- 0	NEUTRAL	0- 0	0- 0	0- 0			
5- 12	0- 0	0- 0	CONFERENCE	1- 4	4- 8	2- 2			
3- 5	0- 0	0- 0	HOME	1- 1	2- 4	1- 1			
2- 6	0- 0	0- 0	AWAY	0- 2	2- 4	1- 1			
0- 1	0- 0	0- 0	NEUTRAL	0- 1	0- 0	0- 0			

RPI S Opponent Score	RPI S Opponent Score	RPI S Opponent Score	RPI S Opponent Score
48 A Miami (FL) 49 73	56 H American 62 64	138 H Northeastern 66 71	
	63 H James Madison 56 68	140 A Hartford 52 91	
	75 A Albany (NY) 55 67	140 H Hartford 53 47	
	75 H Albany (NY) 62 57	157 A Binghamton 38 52	
	75 N Albany (NY) 42 60	157 H Binghamton 48 62	
	79 A Maine 55 64	175 A New Hampshire 58 53	
	79 H Maine 47 79	175 H New Hampshire 49 52	
	99 A Dartmouth 56 66	185 A Stony Brook 57 80	
		185 H Stony Brook 49 55	
		208 H Columbia 66 73	
		229 H Boston U. 41 57	
		235 A Holy Cross 53 64	
		255 A Rider 49 64	
		259 H Howard 88 65	
		288 H Central Conn. St. 62 48	
		301 A FIU 70 80	
		322 A UMBC 72 58	
		322 H UMBC 51 52	
		348 A UMass Lowell I 60 65	
		348 H UMass Lowell I 63 55	
LAST 12 Division I GAMES:			
75 N Albany (NY) 42 60	75 H Albany (NY) 62 57		
185 H Stony Brook 49 55	175 A New Hampshire 58 53		
79 H Maine 47 79	322 H UMBC 51 52		
140 A Hartford 52 91	157 H Binghamton 48 62		
157 A Binghamton 38 52	75 A Albany (NY) 55 67		
348 A UMass Lowell I 60 65	140 H Hartford 53 47		

Non-Div I Games: Norwich 75 31

Vermont



Average RPI Win:	133	WON-LOST	WINNING	LAST 10	STRENGTH OF	OPP. STRENGTH	TEAM	ADJ.	CONF.	ADJ CONF.
Average RPI Loss:	53	RECORD	PCT. RANK	GAMES	SCHEDULE	OF SCHEDULE	RPI	RPI	RPI	RPI
DIV. I ONLY	22- 7	44	7- 3	45	69	26	26	6	6	
DIV. I NON-CONF.	10- 1	15	0- 1	23	110	9	9	6	6	
-----										
TOTALS	RPI 1-25	RPI 26-50	W-L RECORDS	RPI 51-100	RPI 101-999	RPI 201+				
22- 7	2- 3	2- 1	OVERALL	3- 2	15- 1	6- 0				
9- 3	2- 1	1- 0	HOME	1- 1	5- 1	2- 0				
10- 4	0- 2	1- 1	AWAY	0- 1	9- 0	4- 0				
3- 0	0- 0	0- 0	NEUTRAL	2- 0	1- 0	0- 0				
10- 1	1- 0	1- 0	NON-CONFERENCE	2- 1	6- 0	2- 0				
2- 1	1- 0	0- 0	HOME	0- 1	1- 0	0- 0				
5- 0	0- 0	1- 0	AWAY	0- 0	4- 0	2- 0				
3- 0	0- 0	0- 0	NEUTRAL	2- 0	1- 0	0- 0				
12- 6	1- 3	1- 1	CONFERENCE	1- 1	9- 1	4- 0				
7- 2	1- 1	1- 0	HOME	1- 0	4- 1	2- 0				
5- 4	0- 2	0- 1	AWAY	0- 1	5- 0	2- 0				
0- 0	0- 0	0- 0	NEUTRAL	0- 0	0- 0	0- 0				

RPI 1-25				RPI 26-50				Team's RPI: 26				RPI 51-100				RPI 101+			
RPI	S	Opponent	Score	RPI	S	Opponent	Score	RPI	S	Opponent	Score	RPI	S	Opponent	Score	RPI	S	Opponent	Score
18	H	Duke	64 55	29	A	Princeton	62 59	56	N	American	65 60	108	A	Georgetown	60 58				
23	A	DePaul	66 71	47	A	Creighton	54 69	60	H	Penn	77 79	108	H	Georgetown	68 67				
23	H	DePaul	84 58	47	H	Creighton	55 48	63	N	James Madison	60 57	122	A	Butler	69 67				
24	A	Marquette	69 90					70	A	St. John's (NY)	64 70	122	H	Butler	53 76				
24	H	Marquette	57 67					70	H	St. John's (NY)	69 52	123	A	Seton Hall	67 59				
																123	H	Seton Hall	59 53
																131	H	Saint Joseph's	79 44
																140	A	Hartford	71 53
																179	A	Temple	69 65
																197	N	Lehigh	62 42
																215	A	Providence	63 55
																215	H	Providence	70 43
																220	A	Xavier	89 50
																220	H	Xavier	75 57
																244	A	La Salle	76 49
																269	A	Fairfield	73 44
LAST 12 Division I GAMES:																			
47	H	Creighton	55 48	108	H	Georgetown	68 67												
215	H	Providence	70 43	122	A	Butler	69 67												
23	A	DePaul	66 71	220	A	Xavier	89 50												
24	A	Marquette	69 90	24	H	Marquette	57 67												
123	H	Seton Hall	59 53	23	H	DePaul	84 58												
70	H	St. John's (NY)	69 52	60	H	Penn	77 79												



Average RPI Win:	125	WON-LOST	WINNING	LAST 10	STRENGTH OF	OPP. STRENGTH	TEAM	ADJ.	CONF.	ADJ CONF.
Average RPI Loss:	21	RECORD	PCT. RANK	GAMES	SCHEDULE	OF SCHEDULE	RPI	RPI	RPI	RPI
DIV. I ONLY	18- 13	121	4- 6	3	4	30	30	1	1	
DIV. I NON-CONF.	7- 6	165	0- 0	15	27	73	73	1	1	
-----										
TOTALS	RPI 1-25	RPI 26-50	W-L RECORDS	RPI 51-100	RPI 101-999	RPI 201+				
18- 13	1- 8	1- 4	OVERALL	7- 1	9- 0	4- 0				
10- 6	0- 3	1- 2	HOME	2- 1	7- 0	3- 0				
5- 6	1- 4	0- 2	AWAY	2- 0	2- 0	1- 0				
3- 1	0- 1	0- 0	NEUTRAL	3- 0	0- 0	0- 0				
7- 6	0- 2	0- 3	NON-CONFERENCE	3- 1	4- 0	3- 0				
5- 3	0- 1	0- 1	HOME	1- 1	4- 0	3- 0				
0- 3	0- 1	0- 2	AWAY	0- 0	0- 0	0- 0				
2- 0	0- 0	0- 0	NEUTRAL	2- 0	0- 0	0- 0				
11- 7	1- 6	1- 1	CONFERENCE	4- 0	5- 0	1- 0				
5- 3	0- 2	1- 1	HOME	1- 0	3- 0	0- 0				
5- 3	1- 3	0- 0	AWAY	2- 0	2- 0	1- 0				
1- 1	0- 1	0- 0	NEUTRAL	1- 0	0- 0	0- 0				

RPI 1-25				RPI 26-50				Team's RPI: 30				RPI 51-100				RPI 101+			
RPI	S	Opponent	Score	RPI	S	Opponent	Score	RPI	S	Opponent	Score	RPI	S	Opponent	Score	RPI	S	Opponent	Score
1	H	Notre Dame	69 83	27	H	Georgia	61 64	51	H	Harvard	50 48	106	A	Wake Forest	48 41				
1	N	Notre Dame	47 83	33	A	Dayton	46 61	55	N	Indiana	82 72	119	H	North Carolina	82 70				
3	A	Mississippi St.	53 68	35	H	Syracuse	68 63	67	A	Virginia Tech	64 62	165	H	Clemson	70 41				
5	A	Louisville	39 51	38	A	Rutgers	43 52	67	H	Virginia Tech	61 52	182	H	Hampton	66 62				
5	H	Louisville	41 77	48	H	Miami (FL)	62 77	68	A	Georgia Tech	62 56	184	H	Pittsburgh	62 50				
8	A	Florida St.	62 77					68	N	Georgia Tech	60 58	204	A	Boston College	68 57				
16	H	Maryland	59 60					74	H	Duquesne	63 74	217	H	UNCG	68 50				
17	A	NC State	73 63					100	N	Ohio	77 59	262	H	Manhattan	69 47				
18	A	Duke	48 55									288	H	Central Conn. St.	103 59				
-----																			
LAST 12 Division I GAMES:																			
		1 N Notre Dame	47 83			67 A Virginia Tech	64 62												
		68 N Georgia Tech	60 58			8 A Florida St.	62 77												
		106 A Wake Forest	48 41			5 H Louisville	41 77												
		5 A Louisville	39 51			68 A Georgia Tech	62 56												
		48 H Miami (FL)	62 77			119 H North Carolina	82 70												
		1 H Notre Dame	69 83			67 H Virginia Tech	61 52												

Non-Div I Games:

Virginia



Average RPI Win:	159	WON-LOST	WINNING	LAST 10	STRENGTH OF	OPP. STRENGTH	TEAM	ADJ.	CONF.	ADJ CONF.
Average RPI Loss:	38	RECORD	PCT. RANK	GAMES	SCHEDULE	OF SCHEDULE	RPI	RPI	RPI	RPI
DIV. I ONLY	18- 13	121	4- 6	33	32	67	67	1	1	
DIV. I NON-CONF.	11- 2	22	0- 0	165	147	57	57	1	1	
-----										
TOTALS	RPI 1-25	RPI 26-50	W-L RECORDS	RPI 51-100	RPI 101-999	RPI 201+				
18- 13	0- 6	4- 4	OVERALL	1- 1	13- 2	6- 0				
11- 4	0- 2	1- 2	HOME	1- 0	9- 0	4- 0				
5- 6	0- 3	1- 2	AWAY	0- 0	4- 1	2- 0				
2- 3	0- 1	2- 0	NEUTRAL	0- 1	0- 1	0- 0				
11- 2	0- 0	2- 0	NON-CONFERENCE	0- 1	9- 1	5- 0				
7- 0	0- 0	1- 0	HOME	0- 0	6- 0	3- 0				
3- 0	0- 0	0- 0	AWAY	0- 0	3- 0	2- 0				
1- 2	0- 0	1- 0	NEUTRAL	0- 1	0- 1	0- 0				
7- 11	0- 6	2- 4	CONFERENCE	1- 0	4- 1	1- 0				
4- 4	0- 2	0- 2	HOME	1- 0	3- 0	1- 0				
2- 6	0- 3	1- 2	AWAY	0- 0	1- 1	0- 0				
1- 1	0- 1	1- 0	NEUTRAL	0- 0	0- 0	0- 0				

RPI 1-25				RPI 26-50				RPI 51-100				RPI 101+			
RPI	S	Opponent	Score	RPI	S	Opponent	Score	RPI	S	Opponent	Score	RPI	S	Opponent	Score
1	A	Notre Dame	59 89	30	A	Virginia	52 61	61	N	West Virginia	61 79	101	H	Auburn	72 63
5	A	Louisville	56 67	30	H	Virginia	62 64	68	H	Georgia Tech	68 62	105	A	Chattanooga	64 44
5	N	Louisville	70 73	35	A	Syracuse	73 64					106	A	Wake Forest	56 73
8	A	Florida St.	62 107	35	N	Syracuse	85 70					119	A	North Carolina	90 74
17	H	NC State	51 68	43	H	UCF	86 69					122	N	Butler	77 79
18	H	Duke	75 86	45	N	Drexel	79 67					136	H	Radford	68 42
				48	A	Miami (FL)	46 76					165	H	Clemson	53 45
				48	H	Miami (FL)	78 82					184	H	Pittsburgh	89 66
												195	H	High Point	86 63
												204	H	Boston College	89 58
												234	A	Illinois	96 49
												271	H	UMES	90 52
												284	A	Monmouth	84 34
												303	H	USC Upstate	87 56
												330	H	Wagner	99 32
-----															
LAST 12 Division I GAMES:															
				5	N	Louisville	70 73	30	H	Virginia	62 64				
				35	N	Syracuse	85 70	119	A	North Carolina	90 74				
				48	A	Miami (FL)	46 76	35	A	Syracuse	73 64				
				1	A	Notre Dame	59 89	48	H	Miami (FL)	78 82				
				165	H	Clemson	53 45	68	H	Georgia Tech	68 62				
				106	A	Wake Forest	56 73	30	A	Virginia	52 61				

Non-Div I Games:

Virginia Tech



Average RPI Win: 294  
Average RPI Loss: 202

WON-LOST  
RECORD

WINNING  
PCT. RANK

LAST 10  
GAMES

STRENGTH OF  
SCHEDULE

OPP. STRENGTH  
OF SCHEDULE

TEAM  
RPI

ADJ.  
RPI

CONF.  
RPI

ADJ CONF.  
RPI

DIV. I ONLY	5- 22	324	3- 7	251	318	330	330	29	29
DIV. I NON-CONF.	1- 9	318	0- 0	125	216	297	297	29	29
<hr/>									
TOTALS	RPI 1-25	RPI 26-50	W-L RECORDS	RPI 51-100	RPI 101-999	RPI 201+			
5- 22	0- 0	0- 1	OVERALL	0- 3	5- 18	5- 12			
4- 8	0- 0	0- 1	HOME	0- 0	4- 7	4- 4			
1- 14	0- 0	0- 0	AWAY	0- 3	1- 11	1- 8			
0- 0	0- 0	0- 0	NEUTRAL	0- 0	0- 0	0- 0			
1- 9	0- 0	0- 1	NON-CONFERENCE	0- 3	1- 5	1- 2			
1- 2	0- 0	0- 1	HOME	0- 0	1- 1	1- 0			
0- 7	0- 0	0- 0	AWAY	0- 3	0- 4	0- 2			
0- 0	0- 0	0- 0	NEUTRAL	0- 0	0- 0	0- 0			
4- 13	0- 0	0- 0	CONFERENCE	0- 0	4- 13	4- 10			
3- 6	0- 0	0- 0	HOME	0- 0	3- 6	3- 4			
1- 7	0- 0	0- 0	AWAY	0- 0	1- 7	1- 6			
0- 0	0- 0	0- 0	NEUTRAL	0- 0	0- 0	0- 0			

RPI 1-25				RPI 26-50				RPI 51-100				RPI 101+ Team's RPI: 330			
RPI	S	Opponent	Score	RPI	S	Opponent	Score	RPI	S	Opponent	Score	RPI	S	Opponent	Score
				29	H	Princeton	37 58					113	H	Saint Francis (PA)	76 79
								63	A	James Madison	45 68	134	A	Robert Morris	46 49
								67	A	Virginia Tech	32 99	134	H	Robert Morris	52 58
								75	A	Albany (NY)	44 89	175	H	New Hampshire	53 65
												179	A	Temple	36 70
												185	A	Stony Brook	50 69
												240	A	Lafayette	52 70
												257	A	Sacred Heart	49 61
												257	H	Sacred Heart	55 72
												266	A	St. Francis Brooklyn	76 80
												266	H	St. Francis Brooklyn	50 47
												270	A	Towson	42 64
												274	A	LIU Brooklyn	69 74
												274	H	LIU Brooklyn	52 44
												285	A	Fairleigh Dickinson	61 62
												285	H	Fairleigh Dickinson	64 74
												288	A	Central Conn. St.	56 59
												288	H	Central Conn. St.	64 66
												293	A	Bryant	75 66
												293	H	Bryant	60 70
												297	A	Mt. St. Mary's	56 79
												297	H	Mt. St. Mary's	69 68
												342	H	Longwood	60 43
LAST 12 Division I GAMES:															
				134	A	Robert Morris	46 49					274	H	LIU Brooklyn	52 44
				297	H	Mt. St. Mary's	69 68					266	H	St. Francis Brooklyn	50 47
				293	H	Bryant	60 70					297	A	Mt. St. Mary's	56 79
				288	H	Central Conn. St.	64 66					113	H	Saint Francis (PA)	76 79
				285	A	Fairleigh Dickinson	61 62					134	H	Robert Morris	52 58
				257	A	Sacred Heart	49 61					266	A	St. Francis Brooklyn	76 80

Non-Div I Games: Staten Island 63 58

Wagner

Loss, Non-Conf, S Site, H Home A Away N Neutral



## Wake Forest

Through Games Of March 3, 2018

Average RPI	Win:	178	WON-LOST	WINNING	LAST 10	STRENGTH OF	OPP. STRENGTH	TEAM	ADJ.	CONF.	ADJ CONF.
Average RPI	Loss:	54	RECORD	PCT. RANK	GAMES	SCHEDULE	OF SCHEDULE	RPI	RPI	RPI	RPI
DIV. I ONLY		14- 17	209	4- 6	55	18	106	106	1	1	
DIV. I NON-CONF.		8- 5	111	0- 0	217	107	131	131	1	1	
-----											
TOTALS	RPI 1-25		RPI 26-50		W-L RECORDS		RPI 51-100		RPI 101-999		RPI 201+
14- 17	0- 7		2- 5		OVERALL		1- 2		11- 3		6- 1
6- 8	0- 4		1- 2		HOME		1- 0		4- 2		3- 0
7- 6	0- 3		1- 1		AWAY		0- 2		6- 0		3- 0
1- 3	0- 0		0- 2		NEUTRAL		0- 0		1- 1		0- 1
8- 5	0- 0		1- 2		NON-CONFERENCE		0- 1		7- 2		5- 1
5- 1	0- 0		1- 0		HOME		0- 0		4- 1		3- 0
3- 2	0- 0		0- 1		AWAY		0- 1		3- 0		2- 0
0- 2	0- 0		0- 1		NEUTRAL		0- 0		0- 1		0- 1
6- 12	0- 7		1- 3		CONFERENCE		1- 1		4- 1		1- 0
1- 7	0- 4		0- 2		HOME		1- 0		0- 1		0- 0
4- 4	0- 3		1- 0		AWAY		0- 1		3- 0		1- 0
1- 1	0- 0		0- 1		NEUTRAL		0- 0		1- 0		0- 0

RPI 1-25				RPI 26-50				RPI 51-100				RPI 101+ Team's RPI: 106			
RPI	S	Opponent	Score	RPI	S	Opponent	Score	RPI	S	Opponent	Score	RPI	S	Opponent	Score
1	H	Notre Dame	73 96	30	H	Virginia	41 48	67	H	Virginia Tech	73 56	119	H	North Carolina	76 79
5	A	Louisville	52 89	35	H	Syracuse	61 71	68	A	Georgia Tech	67 79	123	H	Seton Hall	57 67
8	H	Florida St.	79 81	38	A	Rutgers	51 65	92	A	Penn St.	58 68	153	H	Charlotte	71 69
17	A	NC State	61 74	40	N	Minnesota	81 93					165	A	Clemson	61 55
17	H	NC State	68 82	46	H	Elon	53 51					184	A	Pittsburgh	58 49
18	A	Duke	51 59	48	A	Miami (FL)	61 50					184	N	Pittsburgh	72 38
18	H	Duke	67 80	48	N	Miami (FL)	60 68					196	A	Richmond	85 81
LAST 12 Division I GAMES:															
				48	N	Miami (FL)	60 68	35	H	Syracuse	61 71				
				184	N	Pittsburgh	72 38	18	A	Duke	51 59				
				30	H	Virginia	41 48	204	A	Boston College	67 59				
				165	A	Clemson	61 55	5	A	Louisville	52 89				
				17	A	NC State	61 74	17	H	NC State	68 82				
				67	H	Virginia Tech	73 56	68	A	Georgia Tech	67 79				



Average RPI Win:	178	WON-LOST	WINNING	LAST 10	STRENGTH OF	OPP. STRENGTH	TEAM	ADJ.	CONF.	ADJ CONF.
Average RPI Loss:	73	RECORD	PCT. RANK	GAMES	SCHEDULE	OF SCHEDULE	RPI	RPI	RPI	RPI
DIV. I ONLY	7- 23	304	0- 10	23	55	198	198	5	5	
DIV. I NON-CONF.	6- 5	153	0- 0	46	111	97	97	3	3	
-----										
TOTALS	RPI 1-25	RPI 26-50	W-L RECORDS	RPI 51-100	RPI 101-999	RPI 201+				
7- 23	0- 7	1- 6	OVERALL	0- 1	6- 9	3- 1				
5- 9	0- 3	0- 3	HOME	0- 0	5- 3	3- 0				
1- 11	0- 3	0- 2	AWAY	0- 1	1- 5	0- 1				
1- 3	0- 1	1- 1	NEUTRAL	0- 0	0- 1	0- 0				
6- 5	0- 2	1- 0	NON-CONFERENCE	0- 0	5- 3	3- 0				
4- 1	0- 0	0- 0	HOME	0- 0	4- 1	3- 0				
1- 2	0- 1	0- 0	AWAY	0- 0	1- 1	0- 0				
1- 2	0- 1	1- 0	NEUTRAL	0- 0	0- 1	0- 0				
1- 18	0- 5	0- 6	CONFERENCE	0- 1	1- 6	0- 1				
1- 8	0- 3	0- 3	HOME	0- 0	1- 2	0- 0				
0- 9	0- 2	0- 2	AWAY	0- 1	0- 4	0- 1				
0- 1	0- 0	0- 1	NEUTRAL	0- 0	0- 0	0- 0				

RPI 1-25				RPI 26-50				RPI 51-100				RPI 101+ Team's RPI: 198			
RPI	S	Opponent	Score	RPI	S	Opponent	Score	RPI	S	Opponent	Score	RPI	S	Opponent	Score
6	A	Ohio St.	76 85	42	A	Oregon St.	63 75	53	A	Arizona St.	41 61	110	A	Utah	46 81
7	A	Oregon	83 94	42	H	Oregon St.	57 95					110	H	Utah	65 74
7	H	Oregon	63 76	44	A	Cal i forn i a	60 69					111	A	Washington St.	75 78
10	H	UCLA	69 86	44	H	Cal i forn i a	67 83					111	H	Washington St.	56 49
11	N	Texas	68 92	44	N	Cal i forn i a	68 71					119	N	North Carolina	78 90
13	A	Stanford	45 71	47	N	Creighton	67 64					133	A	Boise St.	62 85
13	H	Stanford	79 86	49	H	Southern Cal i forn i a	61 72					143	A	Col orado	56 76
												143	H	Colorado	61 66
												148	H	Idaho St.	59 79
												150	A	Idaho	81 69
												152	H	BYU	80 72
												219	H	Seattle U	84 76
												249	H	Grand Canyon	79 65
												276	A	Ari zona	70 72
												318	H	Portl and	93 67
LAST 12 Division I GAMES:															
44	N	Cal i forn i a	68 71	7	H	Oregon	63 76								
44	H	Cal i forn i a	67 83	276	A	Ari zona	70 72								
13	H	Stanford	79 86	53	A	Arizona St.	41 61								
110	A	Utah	46 81	49	H	Southern Cal i forn i a	61 72								
143	A	Col orado	56 76	10	H	UCLA	69 86								
42	H	Oregon St.	57 95	111	H	Washi ngton St.	56 49								

Non-Div I Games:

Washington

■ Loss, 
 ■ Non-Conf, 
 ■ S Site, 
 ■ Home 
 ■ Away 
 N Neutral



Average RPI Win:	135	WON-LOST	WINNING	LAST 10	STRENGTH OF	OPP. STRENGTH	TEAM	ADJ.	CONF.	ADJ CONF.
Average RPI Loss:	60	RECORD	PCT. RANK	GAMES	SCHEDULE	OF SCHEDULE	RPI	RPI	RPI	RPI
DIV. I ONLY	10- 20	256	1- 9	13	53	111	111	5	5	
DIV. I NON-CONF.	7- 5	132	0- 0	6	55	29	29	3	3	
-----										
TOTALS	RPI 1-25	RPI 26-50	W-L RECORDS	RPI 51-100	RPI 101-999	RPI 201+				
10- 20	0- 5	1- 7	OVERALL	1- 4	8- 4	1- 0				
4- 8	0- 2	0- 4	HOME	0- 1	4- 1	0- 0				
4- 10	0- 2	0- 2	AWAY	1- 3	3- 3	1- 0				
2- 2	0- 1	1- 1	NEUTRAL	0- 0	1- 0	0- 0				
7- 5	0- 1	1- 1	NON-CONFERENCE	1- 3	5- 0	0- 0				
2- 2	0- 0	0- 1	HOME	0- 1	2- 0	0- 0				
3- 2	0- 0	0- 0	AWAY	1- 2	2- 0	0- 0				
2- 1	0- 1	1- 0	NEUTRAL	0- 0	1- 0	0- 0				
3- 15	0- 4	0- 6	CONFERENCE	0- 1	3- 4	1- 0				
2- 6	0- 2	0- 3	HOME	0- 0	2- 1	0- 0				
1- 8	0- 2	0- 2	AWAY	0- 1	1- 3	1- 0				
0- 1	0- 0	0- 1	NEUTRAL	0- 0	0- 0	0- 0				

RPI 1-25				RPI 26-50				RPI 51-100				RPI 101+				Team's RPI: 111
RPI	S	Opponent	Score	RPI	S	Opponent	Score	RPI	S	Opponent	Score	RPI	S	Opponent	Score	
7	A	Oregon	56 89	36	H	Gonzaga	56 64	53	A	Arizona St.	51 77	110	A	Utah	50 54	
7	H	Oregon	79 90	38	N	Rutgers	63 60	59	A	Nebraska	73 61	110	H	Utah	79 81	
10	H	UCLA	71 79	42	A	Oregon St.	53 71	66	A	UC Davis	76 91	111	N	ETSU	80 76	
13	A	Stanford	57 70	42	H	Oregon St.	61 63	80	A	Saint Mary's (CA)	75 81	121	H	Saint Louis	85 63	
14	N	South Fla.	45 82	44	A	Cal i forni a	60 66	86	H	Kentucky	68 73	127	A	San Franci sco	74 70	
				44	H	Cal i forni a	54 67					133	A	Boise St.	61 53	
				49	H	Southern Cal i forni a	72 73					143	A	Col orado	69 72	
				49	N	Southern Cal i forni a	44 47					143	H	Col orado	89 75	
-----																
LAST 12 Division I GAMES:																
				49	N	Southern Cal i forni a	44 47	53	A	Ari zona St.	51 77					
				44	H	Cal i forni a	54 67	276	A	Ari zona	78 60					
				143	A	Col orado	69 72	10	H	UCLA	71 79					
				110	A	Utah	50 54	49	H	Southern Cal i forni a	72 73					
				7	H	Oregon	79 90	198	A	Washi ngton	49 56					
				42	H	Oregon St.	61 63	198	H	Washi ngton	78 75					

Non-Div I Games:

Washington St.



Average RPI Win:	240	WON-LOST	WINNING	LAST 10	STRENGTH OF	OPP. STRENGTH	TEAM	ADJ.	CONF.	ADJ CONF.
Average RPI Loss:	133	RECORD	PCT. RANK	GAMES	SCHEDULE	OF SCHEDULE	RPI	RPI	RPI	RPI
DIV. I ONLY	18- 9	84	6- 4	313	157	147	147	19	19	
DIV. I NON-CONF.	6- 3	87	0- 0	311	154	174	174	13	13	
-----										
TOTALS	RPI 1-25	RPI 26-50	W-L RECORDS	RPI 51-100	RPI 101-999	RPI 201+				
18- 9	0- 1	1- 1	OVERALL	0- 0	17- 7	13- 1				
12- 2	0- 0	1- 0	HOME	0- 0	11- 2	9- 0				
6- 7	0- 1	0- 1	AWAY	0- 0	6- 5	4- 1				
0- 0	0- 0	0- 0	NEUTRAL	0- 0	0- 0	0- 0				
6- 3	0- 1	0- 0	NON-CONFERENCE	0- 0	6- 2	6- 0				
4- 1	0- 0	0- 0	HOME	0- 0	4- 1	4- 0				
2- 2	0- 1	0- 0	AWAY	0- 0	2- 1	2- 0				
0- 0	0- 0	0- 0	NEUTRAL	0- 0	0- 0	0- 0				
12- 6	0- 0	1- 1	CONFERENCE	0- 0	11- 5	7- 1				
8- 1	0- 0	1- 0	HOME	0- 0	7- 1	5- 0				
4- 5	0- 0	0- 1	AWAY	0- 0	4- 4	2- 1				
0- 0	0- 0	0- 0	NEUTRAL	0- 0	0- 0	0- 0				

RPI 1-25				RPI 26-50				RPI 51-100				RPI 101+				Team's RPI: 147
RPI	S	Opponent	Score	RPI	S	Opponent	Score	RPI	S	Opponent	Score	RPI	S	Opponent	Score	
7	A	Oregon	87 114	37	A	Northern Colo.	69 71					110	H	Utah	58 85	
				37	H	Northern Colo.	82 73					128	A	Portland St.	64 77	
												128	H	Portland St.	60 62	
												141	A	Fresno St.	78 81	
												142	A	Eastern Wash.	68 77	
												148	A	Idaho St.	76 70	
												148	H	Idaho St.	84 73	
												150	A	Idaho	105 88	
												193	A	North Dakota	67 80	
												193	H	North Dakota	80 69	
												213	H	Montana St.	85 69	
												216	A	CSUN	64 61	
												236	H	Pepperdine	71 61	
												241	H	Montana	89 73	
												267	A	Sacramento St.	78 56	
												267	H	Sacramento St.	86 73	
												291	H	Air Force	62 52	
												307	A	Northern Ariz.	75 76	
												307	H	Northern Ariz.	77 63	
												310	H	Incarnate Word	79 55	
												318	A	Portland	91 70	
												321	H	Utah Valley	75 57	
												329	A	Southern Utah	77 64	
												329	H	Southern Utah	65 50	
LAST 12 Division I GAMES:																
213	H	Montana St.	85 69	37	A	Northern Colo.	69 71									
241	H	Montana	89 73	193	A	North Dakota	67 80									
150	A	Idaho	105 88	307	H	Northern Ariz.	77 63									
142	A	Eastern Wash.	68 77	329	H	Southern Utah	65 50									
267	H	Sacramento St.	86 73	148	H	Idaho St.	84 73									
128	H	Portland St.	60 62	128	A	Portland St.	64 77									

Non-Div I Games: Westminster (UT) 64 58 Antelope Valley 80 70

Weber St.



Average RPI Win:	164	WON-LOST	WINNING	LAST 10	STRENGTH OF	OPP. STRENGTH	TEAM	ADJ.	CONF.	ADJ CONF.
Average RPI Loss:	36	RECORD	PCT. RANK	GAMES	SCHEDULE	OF SCHEDULE	RPI	RPI	RPI	RPI
DIV. I ONLY	21- 10	79	4- 6	64	56	61	61	4	4	
DIV. I NON-CONF.	12- 0	1	0- 0	164	173	19	19	5	5	
-----										
TOTALS	RPI 1-25	RPI 26-50	W-L RECORDS	RPI 51-100	RPI 101-999	RPI 201+				
21- 10	1- 4	1- 2	OVERALL	4- 4	15- 0	7- 0				
10- 6	0- 2	0- 1	HOME	0- 3	10- 0	6- 0				
6- 4	1- 2	0- 1	AWAY	2- 1	3- 0	1- 0				
5- 0	0- 0	1- 0	NEUTRAL	2- 0	2- 0	0- 0				
12- 0	1- 0	1- 0	NON-CONFERENCE	1- 0	9- 0	5- 0				
7- 0	0- 0	0- 0	HOME	0- 0	7- 0	5- 0				
1- 0	1- 0	0- 0	AWAY	0- 0	0- 0	0- 0				
4- 0	0- 0	1- 0	NEUTRAL	1- 0	2- 0	0- 0				
9- 10	0- 4	0- 2	CONFERENCE	3- 4	6- 0	2- 0				
3- 6	0- 2	0- 1	HOME	0- 3	3- 0	1- 0				
5- 4	0- 2	0- 1	AWAY	2- 1	3- 0	1- 0				
1- 0	0- 0	0- 0	NEUTRAL	1- 0	0- 0	0- 0				

RPI 1-25				RPI 26-50				RPI 51-100				Team's RPI: 61				RPI 101+			
RPI	S	Opponent	Score	RPI	S	Opponent	Score	RPI	S	Opponent	Score	RPI	S	Opponent	Score	RPI	S	Opponent	Score
4	A	Bayl or	54 80	31	A	Okl ahoma	57 76	54	A	Okl ahoma St.	73 79	102	A	Iowa St.	69 59				
4	H	Bayl or	72 83	31	H	Okl ahoma	77 79	54	H	Okl ahoma St.	69 79	102	H	Iowa St.	57 49				
11	A	Texas	58 79	45	N	Drexel	75 42	54	N	Okl ahoma St.	69 60	122	N	Butler	75 68				
11	H	Texas	55 73					67	N	Vi rgi ni a Tech	79 61	136	N	Radford	75 55				
15	A	Texas A&M	70 56					71	A	TCU	87 82	183	A	Kansas	74 54				
								71	H	TCU	74 76	183	H	Kansas	76 46				
								91	A	Kansas St.	75 66	184	H	Pi ttsburgh	73 52				
								91	H	Kansas St.	52 60	192	H	Morehead St.	66 56				
												239	H	North Florida	87 59				
												250	A	Texas Tech	74 60				
												250	H	Texas Tech	82 52				
												267	H	Sacramento St.	101 47				
												277	H	Morgan St.	84 41				
												288	H	Central Conn. St.	102 52				
												319	H	Coppi n St.	101 43				
-----																			
LAST 12 Di vi si on I GAMES:																			
54	N	Oklahoma St.	69 60	250	A	Texas Tech	74 60	11	H	Texas	55 73								
4	A	Bayl or	54 80	31	A	Okl ahoma	57 76	4	H	Bayl or	72 83								
54	H	Oklahoma St.	69 79	31	H	Oklahoma	77 79	250	H	Texas Tech	82 52								
91	A	Kansas St.	75 66	102	A	Iowa St.	69 59	102	A	Iowa St.	69 59								
31	H	Oklahoma	77 79																
183	H	Kansas	76 46																

Non-Div I Games:

West Virginia



Average RPI Win:	221	WON-LOST	WINNING	LAST 10	STRENGTH OF	OPP. STRENGTH	TEAM	ADJ.	CONF.	ADJ CONF.
Average RPI Loss:	168	RECORD	PCT. RANK	GAMES	SCHEDULE	OF SCHEDULE	RPI	RPI	RPI	RPI
DIV. I ONLY	3- 25	335	1- 8	103	261	308	308	17	17	
DIV. I NON-CONF.	2- 11	305	0- 0	145	343	307	307	17	17	
-----										
TOTALS	RPI 1-25	RPI 26-50	W-L RECORDS	RPI 51-100	RPI 101-999	RPI 201+				
3- 25	0- 1	0- 4	OVERALL	0- 0	3- 20	2- 8				
2- 10	0- 0	0- 1	HOME	0- 0	2- 9	1- 4				
1- 14	0- 1	0- 2	AWAY	0- 0	1- 11	1- 4				
0- 1	0- 0	0- 1	NEUTRAL	0- 0	0- 0	0- 0				
2- 11	0- 1	0- 1	NON-CONFERENCE	0- 0	2- 9	1- 5				
2- 3	0- 0	0- 0	HOME	0- 0	2- 3	1- 2				
0- 8	0- 1	0- 1	AWAY	0- 0	0- 6	0- 3				
0- 0	0- 0	0- 0	NEUTRAL	0- 0	0- 0	0- 0				
1- 14	0- 0	0- 3	CONFERENCE	0- 0	1- 11	1- 3				
0- 7	0- 0	0- 1	HOME	0- 0	0- 6	0- 2				
1- 6	0- 0	0- 1	AWAY	0- 0	1- 5	1- 1				
0- 1	0- 0	0- 1	NEUTRAL	0- 0	0- 0	0- 0				

RPI	S	Opponent	Score	RPI	S	Opponent	Score	RPI	S	Opponent	Score	RPI	S	Opponent	Score	Team's RPI: 308
12	A	South Carolina	43	101	27	A	Georgia	50	76	105	A	Chattanooga	32	47		
					50	A	Mercer	50	72	105	H	Chattanooga	41	58		
					50	H	Mercer	46	53	111	A	ETSU	50	66		
					50	N	Mercer	44	75	111	H	ETSU	46	76		
										136	H	Radford	39	27		
										155	A	UT Martin	54	62		
										156	A	Samford	54	62		
										156	H	Samford	32	50		
										169	A	N. C. A&T	59	68		
										187	H	Davidsen	57	70		
										190	A	Furman	46	66		
										190	H	Furman	59	68		
										195	A	High Point	69	75		
										217	A	UNCG	54	57		
										217	H	UNCG	67	88		
										224	H	UNC Asheville	62	52		
										227	A	Gardner-Webb	67	70		
										254	A	Campbell	51	58		
										302	A	Wofford	68	62		
										302	H	Wofford	48	54		
										314	H	Eastern Ky.	59	62		
										323	A	South Carolina St.	45	75		
										339	H	Florida A&M	63	80		
-----																
LAST 12 Division I GAMES:																
					50	N	Mercer	44	75	111	H	ETSU	46	76		
					217	A	UNCG	54	57	105	H	Chattanooga	41	58		
					156	H	Samford	32	50	217	H	UNCG	67	88		
					50	H	Mercer	46	53	50	A	Mercer	50	72		
					190	A	Furman	46	66	156	A	Samford	54	62		
					302	A	Wofford	68	62	302	H	Wofford	48	54		

Non-Div I Games: Warren Wilson 114 54 Brevard 79 34

Western Caro.



Average RPI Win:	236	WON-LOST	WINNING	LAST 10	STRENGTH OF	OPP. STRENGTH	TEAM	ADJ.	CONF.	ADJ CONF.
Average RPI Loss:	93	RECORD	PCT. RANK	GAMES	SCHEDULE	OF SCHEDULE	RPI	RPI	RPI	RPI
DIV. I ONLY	18- 8	67	6- 3	227	182	97	97	13	13	
DIV. I NON-CONF.	8- 4	87	0- 0	289	218	126	126	16	16	
-----										
TOTALS	RPI 1-25	RPI 26-50	W-L RECORDS	RPI 51-100	RPI 101-999	RPI 201+				
18- 8	1- 0	0- 3	OVERALL	0- 2	17- 3	12- 1				
8- 3	0- 0	0- 1	HOME	0- 1	8- 1	6- 0				
10- 5	1- 0	0- 2	AWAY	0- 1	9- 2	6- 1				
0- 0	0- 0	0- 0	NEUTRAL	0- 0	0- 0	0- 0				
8- 4	1- 0	0- 1	NON-CONFERENCE	0- 0	7- 3	6- 1				
3- 1	0- 0	0- 0	HOME	0- 0	3- 1	3- 0				
5- 3	1- 0	0- 1	AWAY	0- 0	4- 2	3- 1				
0- 0	0- 0	0- 0	NEUTRAL	0- 0	0- 0	0- 0				
10- 4	0- 0	0- 2	CONFERENCE	0- 2	10- 0	6- 0				
5- 2	0- 0	0- 1	HOME	0- 1	5- 0	3- 0				
5- 2	0- 0	0- 1	AWAY	0- 1	5- 0	3- 0				
0- 0	0- 0	0- 0	NEUTRAL	0- 0	0- 0	0- 0				

RPI 1-25				RPI 26-50				RPI 51-100				Team's RPI: 97				RPI 101+			
RPI	S	Opponent	Score	RPI	S	Opponent	Score	RPI	S	Opponent	Score	RPI	S	Opponent	Score	RPI	S	Opponent	Score
13	A	Stanford	71 64	32	A	South Dakota St.	48 84	64	A	South Dakota	81 92	117	H	Milwaukee	67 77				
				32	H	South Dakota St.	42 70	64	H	South Dakota	58 82	132	A	Northern Ill.	94 96				
				36	A	Gonzaga	65 80					146	A	Wichita St.	78 65				
												171	A	Denver	77 61				
												171	H	Denver	118 93				
												178	A	Oral Roberts	85 63				
												178	H	Oral Roberts	56 49				
												233	H	Southeast Mo. St.	87 59				
												234	A	Illinois	77 67				
												242	A	Omaha	90 51				
												242	H	Omaha	103 68				
												248	A	Austin Peay	81 68				
												265	A	Bradley	80 87				
												279	H	UMKC	90 71				
												282	A	North Dakota St.	77 60				
												282	H	North Dakota St.	97 72				
												324	A	Fort Wayne	100 64				
												324	H	Fort Wayne	91 44				
												346	A	Chicago St.	83 45				
												346	H	Chicago St.	71 54				
-----																			
				LAST 12 Division I GAMES:															
171	A	Denver	77 61	282	H	North Dakota St.	97 72	171	H	Denver	118 93	32	A	South Dakota St.	48 84				
282	A	North Dakota St.	77 60	32	H	South Dakota St.	42 70	324	H	Fort Wayne	91 44	242	A	Omaha	90 51				
32	H	South Dakota St.	42 70	242	H	Omaha	103 68	178	A	Oral Roberts	85 63	178	A	Oral Roberts	56 49				
242	H	Omaha	103 68	64	A	South Dakota	81 92												

Non-Div I Games: Illinois Col. 122 40 William Woods 96 57 Eureka 98 46

Western III.



Average RPI	Win:	206	WON-LOST	WINNING	LAST 10	STRENGTH OF	OPP. STRENGTH	TEAM	ADJ.	CONF.	ADJ CONF.
Average RPI	Loss:	85	RECORD	PCT. RANK	GAMES	SCHEDULE	OF SCHEDULE	RPI	RPI	RPI	RPI
DIV. I ONLY		20- 8	61	7- 3	104	143	57	57	18	18	
DIV. I NON-CONF.		8- 4	87	0- 0	68	44	43	43	20	20	
-----											
TOTALS	RPI 1-25		RPI 26-50		W-L RECORDS		RPI 51-100		RPI 101-999		RPI 201+
20- 8	1- 2		1- 1		OVERALL		1- 2		17- 3		11- 1
10- 1	0- 1		0- 0		HOME		0- 0		10- 0		8- 0
6- 7	0- 1		0- 1		AWAY		0- 2		6- 3		3- 1
4- 0	1- 0		1- 0		NEUTRAL		1- 0		1- 0		0- 0
8- 4	1- 2		1- 1		NON-CONFERENCE		1- 1		5- 0		3- 0
2- 1	0- 1		0- 0		HOME		0- 0		2- 0		2- 0
2- 3	0- 1		0- 1		AWAY		0- 1		2- 0		1- 0
4- 0	1- 0		1- 0		NEUTRAL		1- 0		1- 0		0- 0
12- 4	0- 0		0- 0		CONFERENCE		0- 1		12- 3		8- 1
8- 0	0- 0		0- 0		HOME		0- 0		8- 0		6- 0
4- 4	0- 0		0- 0		AWAY		0- 1		4- 3		2- 1
0- 0	0- 0		0- 0		NEUTRAL		0- 0		0- 0		0- 0

RPI	S	Opponent	Score	RPI	S	Opponent	Score	RPI	S	Opponent	Score	RPI	S	Opponent	Score
1	H	Notre Dame	65 78	34	A	Ball St.	81 93	55	A	Indiana	71 73	103	A	Middle Tenn.	76 60
21	A	Iowa	97 104	50	N	Mercer	67 62	73	N	Toledo	70 56	103	H	Middle Tenn.	57 43
22	N	Missouri	79 76					81	A	UAB	61 79	107	A	Rice	58 73
												124	A	Louisiana Tech	74 64
												153	H	Charlotte	83 61
												170	A	Southern Ill.	75 49
												176	A	UTEP	75 80
												199	N	Stetson	66 58
												207	A	Southern Miss.	63 69
												207	H	Southern Miss.	81 60
												221	H	Fla. Atlantic	82 63
												225	A	North Texas	79 65
												264	H	UTSA	73 38
												283	H	Old Dominion	62 48
												301	H	FIU	101 47
												306	A	Georgia St.	74 63
												313	A	Marshall	86 66
												313	H	Marshall	77 50
												341	H	Mississippi Val.	87 48
												349	H	Evansville	92 54
-----															
LAST 12 Division I GAMES:															
176	A	UTEP	75 80	283	H	Old Dominion	62 48	221	H	Fla. Atlantic	82 63	124	A	Louisiana Tech	74 64
207	A	Southern Miss.	63 69					225	A	North Texas	79 65	313	A	Marshall	86 66
153	H	Charlotte	83 61					313	A	Marshall	77 50	264	H	UTSA	73 38
313	H	Marshall	77 50												
103	A	Middle Tenn.	76 60												
107	A	Rice	58 73												

Non-Div I Games: Lee 88 64

Western Ky.



Average RPI Win:	193	WON-LOST	WINNING	LAST 10	STRENGTH OF	OPP. STRENGTH	TEAM	ADJ.	CONF.	ADJ CONF.
Average RPI Loss:	62	RECORD	PCT. RANK	GAMES	SCHEDULE	OF SCHEDULE	RPI	RPI	RPI	RPI
DIV. I ONLY	13- 14	191	4- 6	79	80	104	104	8	8	
DIV. I NON-CONF.	4- 5	202	0- 0	129	42	120	120	8	8	
-----										
TOTALS	RPI 1-25	RPI 26-50	W-L RECORDS	RPI 51-100	RPI 101-999	RPI 201+				
13- 14	0- 4	0- 3	OVERALL	1- 6	12- 1	8- 1				
6- 4	0- 1	0- 1	HOME	1- 2	5- 0	4- 0				
6- 8	0- 3	0- 1	AWAY	0- 3	6- 1	4- 1				
1- 2	0- 0	0- 1	NEUTRAL	0- 1	1- 0	0- 0				
4- 5	0- 1	0- 1	NON-CONFERENCE	0- 3	4- 0	3- 0				
1- 0	0- 0	0- 0	HOME	0- 0	1- 0	1- 0				
2- 3	0- 1	0- 0	AWAY	0- 2	2- 0	2- 0				
1- 2	0- 0	0- 1	NEUTRAL	0- 1	1- 0	0- 0				
9- 9	0- 3	0- 2	CONFERENCE	1- 3	8- 1	5- 1				
5- 4	0- 1	0- 1	HOME	1- 2	4- 0	3- 0				
4- 5	0- 2	0- 1	AWAY	0- 1	4- 1	2- 1				
0- 0	0- 0	0- 0	NEUTRAL	0- 0	0- 0	0- 0				

RPI 1-25				RPI 26-50				RPI 51-100				RPI 101+				Team's RPI: 104
RPI	S	Opponent	Score	RPI	S	Opponent	Score	RPI	S	Opponent	Score	RPI	S	Opponent	Score	
19	A	Buffalo	49 71	34	A	Ball St.	58 85	65	A	Michigan St.	62 65	111	N	ETSU	87 79	
20	A	Central Mich.	70 74	34	H	Ball St.	71 81	70	N	St. John's (NY)	48 76	132	A	Northern Ill.	85 66	
20	H	Central Mich.	62 78	38	N	Rutgers	64 75	73	A	Toledo	68 69	132	H	Northern Ill.	88 83	
21	A	Iowa	56 79					73	H	Toledo	73 78	162	A	Kent St.	66 61	
								82	A	New Mexico	76 88	202	A	Bowling Green	81 67	
								83	H	Miami (OH)	81 70	202	H	Bowling Green	67 58	
								100	H	Ohio	54 69	210	A	New Mexico St.	64 55	
												214	A	Eastern Mich.	67 69	
												214	H	Eastern Mich.	74 66	
												218	A	Akron	59 51	
												218	H	Akron	76 60	
												305	A	Loyola Chicago	65 47	
												326	H	Detroit Mercy	74 62	
-----																
LAST 12 Division I GAMES:																
132	A	Northern Ill.	85 66	202	A	Bowling Green	81 67									
214	H	Eastern Mich.	74 66	218	H	Akron	76 60									
20	H	Central Mich.	62 78	73	H	Toledo	73 78									
34	A	Ball St.	58 85	20	A	Central Mich.	70 74									
73	A	Toledo	68 69	218	A	Akron	59 51									
34	H	Ball St.	71 81	83	H	Miami (OH)	81 70									

Non-Div I Games: Goshen 87 36 Kentucky St. 85 50 Olivet 86 37

Western Mich.



Average RPI Win:	190	WON-LOST	WINNING	LAST 10	STRENGTH OF	OPP. STRENGTH	TEAM	ADJ.	CONF.	ADJ CONF.
Average RPI Loss:	94	RECORD	PCT. RANK	GAMES	SCHEDULE	OF SCHEDULE	RPI	RPI	RPI	RPI
DIV. I ONLY	14- 17	209	5- 5	90	84	146	146	7	7	
DIV. I NON-CONF.	5- 9	238	0- 0	74	124	195	195	7	7	
-----										
TOTALS	RPI 1-25	RPI 26-50	W-L RECORDS	RPI 51-100	RPI 101-999	RPI 201+				
14- 17	1- 2	0- 3	OVERALL	1- 7	12- 5	6- 2				
9- 5	1- 0	0- 0	HOME	1- 3	7- 2	4- 1				
4- 10	0- 2	0- 3	AWAY	0- 4	4- 1	2- 0				
1- 2	0- 0	0- 0	NEUTRAL	0- 0	1- 2	0- 1				
5- 9	0- 1	0- 2	NON-CONFERENCE	1- 5	4- 1	3- 1				
4- 2	0- 0	0- 0	HOME	1- 2	3- 0	3- 0				
0- 6	0- 1	0- 2	AWAY	0- 3	0- 0	0- 0				
1- 1	0- 0	0- 0	NEUTRAL	0- 0	1- 1	0- 1				
9- 8	1- 1	0- 1	CONFERENCE	0- 2	8- 4	3- 1				
5- 3	1- 0	0- 0	HOME	0- 1	4- 2	1- 1				
4- 4	0- 1	0- 1	AWAY	0- 1	4- 1	2- 0				
0- 1	0- 0	0- 0	NEUTRAL	0- 0	0- 1	0- 0				

RPI	S	Opponent	Score	RPI	S	Opponent	Score	RPI	S	Opponent	Score	RPI	S	Opponent	Score	Team's RPI: 146
2	A	UConn	43 124	32	A	South Dakota St.	64 96	54	A	Oklahoma St.	67 91	114	H	Cincinnati	69 75	
9	A	Tennessee	56 68	43	A	UCF	53 59	64	H	South Dakota	48 62	129	A	Tulane	64 56	
14	H	South Fla.	64 56	47	A	Creighton	61 66	69	A	Houston	55 73	129	H	Tulane	81 70	
								69	H	Houston	62 73	179	H	Temple	88 81	
								82	A	New Mexico	62 76	179	N	Temple	59 72	
								96	A	Missouri St.	71 94	186	N	UC Irvine	76 53	
								96	H	Missouri St.	72 58	191	A	Memphis	77 64	
								97	H	Western Ill.	65 78	191	H	Memphis	69 61	
												194	A	East Carolina	67 77	
												205	A	Tulsa	70 59	
												205	H	Tulsa	62 67	
												212	A	SMU	52 45	
												212	H	SMU	66 43	
												234	N	Illinois	67 68	
												279	H	UMKC	72 63	
												292	H	Alcorn	87 46	
												346	H	Chicago St.	66 63	
-----																
LAST 12 Division I GAMES:																
179	N	Temple	59 72	114	H	Cincinnati	69 75									
205	A	Tulsa	70 59	69	H	Houston	62 73									
129	H	Tulane	81 70	194	A	East Carolina	67 77									
212	A	SMU	52 45	191	A	Memphis	77 64									
179	H	Temple	88 81	14	H	South Fla.	64 56									
2	A	UConn	43 124	212	H	SMU	66 43									

Non-Div I Games:

Wichita St.



Average RPI Win:	220	WON-LOST	WINNING	LAST 10	STRENGTH OF	OPP. STRENGTH	TEAM	ADJ.	CONF.	ADJ CONF.
Average RPI Loss:	129	RECORD	PCT. RANK	GAMES	SCHEDULE	OF SCHEDULE	RPI	RPI	RPI	RPI
DIV. I ONLY	16- 13	141	3- 7	176	164	151	151	10	10	
DIV. I NON-CONF.	9- 2	33	0- 0	245	274	85	85	11	11	
-----										
TOTALS	RPI 1-25	RPI 26-50	W-L RECORDS	RPI 51-100	RPI 101-999	RPI 201+				
16- 13	0- 0	1- 3	OVERALL	0- 3	15- 7	10- 3				
9- 6	0- 0	1- 1	HOME	0- 1	8- 4	6- 2				
7- 7	0- 0	0- 2	AWAY	0- 2	7- 3	4- 1				
0- 0	0- 0	0- 0	NEUTRAL	0- 0	0- 0	0- 0				
9- 2	0- 0	0- 0	NON-CONFERENCE	0- 1	9- 1	5- 0				
5- 1	0- 0	0- 0	HOME	0- 0	5- 1	4- 0				
4- 1	0- 0	0- 0	AWAY	0- 1	4- 0	1- 0				
0- 0	0- 0	0- 0	NEUTRAL	0- 0	0- 0	0- 0				
7- 11	0- 0	1- 3	CONFERENCE	0- 2	6- 6	5- 3				
4- 5	0- 0	1- 1	HOME	0- 1	3- 3	2- 2				
3- 6	0- 0	0- 2	AWAY	0- 1	3- 3	3- 1				
0- 0	0- 0	0- 0	NEUTRAL	0- 0	0- 0	0- 0				

RPI 1-25				RPI 26-50				RPI 51-100				RPI 101+ Team's RPI: 151			
RPI	S	Opponent	Score	RPI	S	Opponent	Score	RPI	S	Opponent	Score	RPI	S	Opponent	Score
				45	A	Drexel	34 54	63	A	James Madison	64 70	113	A	Saint Francis (PA)	92 86
				45	H	Drexel	58 65	63	H	James Madison	41 86	118	A	Delaware	59 68
				46	A	Elon	61 82	70	A	St. John's (NY)	81 92	118	H	Delaware	52 61
				46	H	Elon	81 75					138	A	Northeastern	46 64
												138	H	Northeastern	71 53
												187	H	Davidson	73 55
												194	A	East Carolina	71 65
												196	A	Richmond	78 64
												201	H	Norfolk St.	74 80
												238	H	Loyola Maryland	70 49
												243	A	Hofstra	54 65
												243	H	Hofstra	63 53
												257	A	UNCW	66 53
												257	H	UNCW	49 64
												259	A	Howard	83 71
												263	A	Col. of Charleston	68 54
												263	H	Col. of Charleston	79 66
												269	H	Fairfield	57 47
												270	A	Towson	75 63
												270	H	Towson	66 67
												283	H	Old Dominion	75 58
												303	H	USC Upstate	83 63
LAST 12 Division I GAMES:															
				63	A	James Madison	64 70	118	A	Delaware	59 68				
				46	A	Elon	61 82	270	A	Towson	75 63				
				118	H	Delaware	52 61	63	H	James Madison	41 86				
				45	A	Drexel	34 54	243	H	Hofstra	63 53				
				257	H	UNCW	49 64	263	H	Col. of Charleston	79 66				
				138	H	Northeastern	71 53	138	A	Northeastern	46 64				

Non-Div I Games:

William &amp; Mary



Average RPI Win:	334	WON-LOST	WINNING	LAST 10	STRENGTH OF	OPP. STRENGTH	TEAM	ADJ.	CONF.	ADJ CONF.
Average RPI Loss:	199	RECORD	PCT. RANK	GAMES	SCHEDULE	OF SCHEDULE	RPI	RPI	RPI	RPI
DIV. I ONLY	2- 26	344	2- 8	229	320	343	343	27	27	
DIV. I NON-CONF.	0- 10	337	0- 0	179	260	336	336	28	28	
-----										
TOTALS	RPI 1-25	RPI 26-50	W-L RECORDS	RPI 51-100	RPI 101-999	RPI 201+				
2- 26	0- 1	0- 2	OVERALL	0- 3	2- 20	2- 15				
2- 11	0- 0	0- 0	HOME	0- 2	2- 9	2- 6				
0- 15	0- 1	0- 2	AWAY	0- 1	0- 11	0- 9				
0- 0	0- 0	0- 0	NEUTRAL	0- 0	0- 0	0- 0				
0- 10	0- 1	0- 2	NON-CONFERENCE	0- 1	0- 6	0- 5				
0- 4	0- 0	0- 0	HOME	0- 1	0- 3	0- 2				
0- 6	0- 1	0- 2	AWAY	0- 0	0- 3	0- 3				
0- 0	0- 0	0- 0	NEUTRAL	0- 0	0- 0	0- 0				
2- 16	0- 0	0- 0	CONFERENCE	0- 2	2- 14	2- 10				
2- 7	0- 0	0- 0	HOME	0- 1	2- 6	2- 4				
0- 9	0- 0	0- 0	AWAY	0- 1	0- 8	0- 6				
0- 0	0- 0	0- 0	NEUTRAL	0- 0	0- 0	0- 0				

RPI 1-25				RPI 26-50				RPI 51-100				RPI 101+ Team's RPI: 343			
RPI	S	Opponent	Score	RPI	S	Opponent	Score	RPI	S	Opponent	Score	RPI	S	Opponent	Score
18	A	Duke	30 101	46	A	Elon	37 98	74	H	Duquesne	54 81	111	H	ETSU	63 74
				50	A	Mercer	45 93	88	A	Liberty	37 63	136	A	Radford	52 78
								88	H	Liberty	53 73	136	H	Radford	30 70
												195	A	High Point	40 77
												195	H	High Point	58 79
												218	A	Akron	43 69
												224	A	UNC Asheville	51 63
												224	H	UNC Asheville	48 70
												227	A	Gardner-Webb	55 68
												227	H	Gardner-Webb	59 66
												245	A	Presbyterian	45 78
												245	H	Presbyterian	58 64
												254	A	Campbell	45 57
												254	H	Campbell	48 72
												302	H	Wofford	68 73
												312	A	Tennessee Tech	41 70
												313	A	Marshall	40 70
												323	H	South Carolina St.	37 65
												325	A	Charleston So.	45 81
												325	H	Charleston So.	62 56
												342	A	Longwood	60 90
												342	H	Longwood	69 60
-----															
LAST 12 Division I GAMES:															
				342	A	Longwood	60 90	227	A	Gardner-Webb	55 68				
				325	H	Charleston So.	62 56	245	H	Presbyterian	58 64				
				254	A	Campbell	45 57	224	A	UNC Asheville	51 63				
				88	H	Liberty	53 73	342	H	Longwood	69 60				
				136	H	Radford	30 70	227	H	Gardner-Webb	59 66				
				195	A	High Point	40 77	245	A	Presbyterian	45 78				

Non-Div I Games: N. C. Wesleyan 94 50

Winthrop



Average RPI	Win:	219	WON-LOST	WINNING	LAST 10	STRENGTH OF	OPP. STRENGTH	TEAM	ADJ.	CONF.	ADJ CONF.
Average RPI	Loss:	62	RECORD	PCT. RANK	GAMES	SCHEDULE	OF SCHEDULE	RPI	RPI	RPI	RPI
DIV. I ONLY		9- 21		275	2- 8	71	51	203	203	3	3
DIV. I NON-CONF.		7- 6		165	0- 0	181	75	162	162	4	4
-----											
TOTALS	RPI 1-25		RPI 26-50		W-L RECORDS		RPI 51-100		RPI 101-999		RPI 201+
9- 21	0- 6		0- 5		OVERALL		0- 6		9- 4		4- 0
6- 9	0- 4		0- 3		HOME		0- 1		6- 1		3- 0
2- 10	0- 2		0- 1		AWAY		0- 5		2- 2		1- 0
1- 2	0- 0		0- 1		NEUTRAL		0- 0		1- 1		0- 0
7- 6	0- 2		0- 1		NON-CONFERENCE		0- 1		7- 2		3- 0
5- 2	0- 1		0- 0		HOME		0- 0		5- 1		3- 0
1- 3	0- 1		0- 0		AWAY		0- 1		1- 1		0- 0
1- 1	0- 0		0- 1		NEUTRAL		0- 0		1- 0		0- 0
2- 15	0- 4		0- 4		CONFERENCE		0- 5		2- 2		1- 0
1- 7	0- 3		0- 3		HOME		0- 1		1- 0		0- 0
1- 7	0- 1		0- 1		AWAY		0- 4		1- 1		1- 0
0- 1	0- 0		0- 0		NEUTRAL		0- 0		0- 1		0- 0

RPI	S	Opponent	Score	RPI	S	Opponent	Score	RPI	S	Opponent	Score	RPI	S	Opponent	Score	Team's RPI: 203
6	H	Ohio St.	55 68	35	N	Syracuse	74 77	55	A	Indiana	55 69	117	H	Milwaukee	64 67	
16	H	Maryland	44 71	38	H	Rutgers	50 63	59	A	Nebraska	48 51	122	A	Butler	62 69	
21	A	Iowa	61 88	39	H	Michigan	57 80	61	A	Purdue	35 57	149	N	Vanderbilt	73 71	
21	H	Iowa	46 56	40	A	Minnesota	65 90	65	A	Michigan St.	61 69	153	H	Charlotte	80 66	
24	A	Marquette	65 88	40	H	Minnesota	61 71	85	A	George Washington	46 61	173	A	Northwestern	60 69	
25	H	Green Bay	34 67					92	H	Penn St.	62 69	173	H	Northwestern	58 46	
-----																
LAST 12 Division I GAMES:																
173	N	Northwestern	63 68	40	H	Minnesota	61 71	234	A	Illinois	70 61	55	A	Indiana	55 69	
65	A	Michigan St.	61 69	21	A	Iowa	61 88	173	H	Northwestern	58 46	40	A	Minnesota	65 90	
38	H	Rutgers	50 63	59	A	Nebraska	48 51	92	H	Penn St.	62 69					
6	H	Ohio St.	55 68													

Non-Div I Games:

Wisconsin



Average RPI Win:	254	WON-LOST	WINNING	LAST 10	STRENGTH OF	OPP. STRENGTH	TEAM	ADJ.	CONF.	ADJ CONF.
Average RPI Loss:	166	RECORD	PCT. RANK	GAMES	SCHEDULE	OF SCHEDULE	RPI	RPI	RPI	RPI
DIV. I ONLY	7- 20	293	1- 9	245	196	302	302	17	17	
DIV. I NON-CONF.	4- 8	239	0- 0	303	297	302	302	17	17	
-----										
TOTALS	RPI 1-25	RPI 26-50	W-L RECORDS	RPI 51-100	RPI 101-999	RPI 201+				
7- 20	0- 1	0- 3	OVERALL	0- 0	7- 16	5- 9				
5- 8	0- 0	0- 1	HOME	0- 0	5- 7	3- 5				
2- 11	0- 1	0- 2	AWAY	0- 0	2- 8	2- 4				
0- 1	0- 0	0- 0	NEUTRAL	0- 0	0- 1	0- 0				
4- 8	0- 1	0- 1	NON-CONFERENCE	0- 0	4- 6	4- 6				
3- 3	0- 0	0- 0	HOME	0- 0	3- 3	3- 3				
1- 5	0- 1	0- 1	AWAY	0- 0	1- 3	1- 3				
0- 0	0- 0	0- 0	NEUTRAL	0- 0	0- 0	0- 0				
3- 12	0- 0	0- 2	CONFERENCE	0- 0	3- 10	1- 3				
2- 5	0- 0	0- 1	HOME	0- 0	2- 4	0- 2				
1- 6	0- 0	0- 1	AWAY	0- 0	1- 5	1- 1				
0- 1	0- 0	0- 0	NEUTRAL	0- 0	0- 1	0- 0				

RPI 1-25				RPI 26-50				RPI 51-100				RPI 101+ Team's RPI: 302			
RPI	S	Opponent	Score	RPI	S	Opponent	Score	RPI	S	Opponent	Score	RPI	S	Opponent	Score
12	A	South Carolina	60 94	27	A	Georgia	56 95					105	A	Chattanooga	46 76
				50	A	Mercer	39 80					105	H	Chattanooga	47 54
				50	H	Mercer	46 71					111	A	ETSU	53 82
												111	H	ETSU	58 61
												111	N	ETSU	64 78
												156	A	Samford	77 81
												156	H	Samford	58 46
												190	A	Furman	57 63
												190	H	Furman	79 48
												217	A	UNCG	51 66
												217	H	UNCG	75 81
												224	H	UNC Asheville	70 68
												227	A	Gardner-Webb	55 73
												228	A	Coastal Caro.	51 67
												239	H	North Florida	69 57
												242	H	Omaha	60 64
												257	H	UNCW	60 65
												263	A	Col. of Charleston	51 59
												308	A	Western Caro.	54 48
												308	H	Western Caro.	62 68
												317	H	N. C. Central	77 56
												325	H	Charleston So.	45 68
												343	A	Winthrop	73 68
LAST 12 Division I GAMES:															
111	N	ETSU	64 78	50	A	Mercer	39 80								
190	A	Furman	57 63	156	A	Samford	77 81								
105	A	Chattanooga	46 76	190	H	Furman	79 48								
111	A	ETSU	53 82	111	H	ETSU	58 61								
217	H	UNCG	75 81	105	H	Chattanooga	47 54								
308	H	Western Caro.	62 68	308	A	Western Caro.	54 48								

Non-Div I Games: Brevard 85 46 Southern Wesleyan 104 57 Bob Jones 96 54

Wofford



Average RPI Win:	227	WON-LOST	WINNING	LAST 10	STRENGTH OF	OPP. STRENGTH	TEAM	ADJ.	CONF.	ADJ CONF.
Average RPI Loss:	82	RECORD	PCT. RANK	GAMES	SCHEDULE	OF SCHEDULE	RPI	RPI	RPI	RPI
DIV. I ONLY	19- 9	74	6- 4	185	165	94	94	11	11	
DIV. I NON-CONF.	7- 3	74	0- 0	256	187	106	106	15	15	
-----										
TOTALS	RPI 1-25	RPI 26-50	W-L RECORDS	RPI 51-100	RPI 101-999	RPI 201+				
19- 9	0- 3	0- 1	OVERALL	2- 1	17- 4	9- 1				
9- 3	0- 1	0- 0	HOME	0- 1	9- 1	6- 0				
8- 5	0- 2	0- 1	AWAY	2- 0	6- 2	3- 0				
2- 1	0- 0	0- 0	NEUTRAL	0- 0	2- 1	0- 1				
7- 3	0- 1	0- 1	NON-CONFERENCE	1- 0	6- 1	3- 1				
3- 0	0- 0	0- 0	HOME	0- 0	3- 0	3- 0				
2- 2	0- 1	0- 1	AWAY	1- 0	1- 0	0- 0				
2- 1	0- 0	0- 0	NEUTRAL	0- 0	2- 1	0- 1				
12- 6	0- 2	0- 0	CONFERENCE	1- 1	11- 3	6- 0				
6- 3	0- 1	0- 0	HOME	0- 1	6- 1	3- 0				
6- 3	0- 1	0- 0	AWAY	1- 0	5- 2	3- 0				
0- 0	0- 0	0- 0	NEUTRAL	0- 0	0- 0	0- 0				

RPI 1-25				RPI 26-50				RPI 51-100 Team's RPI: 94				RPI 101+			
RPI	S	Opponent	Score	RPI	S	Opponent	Score	RPI	S	Opponent	Score	RPI	S	Opponent	Score
22	A	Missouri	80 82	27	A	Georgia	71 87	58	A	Belmont	91 81	116	A	Cleveland St.	70 71
25	A	Green Bay	68 75					76	A	IUPUI	66 63	116	H	Cleveland St.	63 70
25	H	Green Bay	51 58					76	H	IUPUI	61 64	117	A	Milwaukee	53 59
												117	H	Milwaukee	56 51
												154	A	Youngstown St.	69 59
												154	H	Youngstown St.	73 50
												162	A	Kent St.	72 60
												188	A	Oakland	77 57
												188	H	Oakland	80 75
												196	N	Richmond	85 69
												199	N	Stetson	64 59
												215	N	Providence	69 74
												252	A	Northern Ky.	68 63
												252	H	Northern Ky.	73 60
												312	H	Tennessee Tech	82 59
												326	A	Detroit Mercy	88 60
												326	H	Detroit Mercy	85 55
												331	A	Ill. -Chicago	80 53
												331	H	Ill. -Chicago	60 50
												345	H	Eastern Ill.	81 46
												346	H	Chicago St.	84 39
-----															
LAST 12 Division I GAMES:															
331	A	Ill. -Chicago	80 53	25	A	Green Bay	68 75	117	A	Milwaukee	53 59	154	A	Youngstown St.	69 59
76	A	IUPUI	66 63					116	A	Cleveland St.	70 71	76	H	IUPUI	61 64
116	H	Cleveland St.	63 70					331	H	Ill. -Chicago	60 50				
252	H	Northern Ky.	73 60												
188	H	Oakland	80 75												
326	H	Detroit Mercy	85 55												

Non-Div I Games: Northwestern Ohio 106 52 Cincinnati Christian 99 36

Wright St.



Average RPI Win:	182	WON-LOST	WINNING	LAST 10	STRENGTH OF	OPP. STRENGTH	TEAM	ADJ.	CONF.	ADJ CONF.
Average RPI Loss:	155	RECORD	PCT. RANK	GAMES	SCHEDULE	OF SCHEDULE	RPI	RPI	RPI	RPI
DIV. I ONLY	18- 9	84	6- 4	105	176	78	78	16	16	
DIV. I NON-CONF.	5- 4	146	0- 0	26	241	64	64	14	14	
-----										
TOTALS	RPI 1-25	RPI 26-50	W-L RECORDS	RPI 51-100	RPI 101-999	RPI 201+				
18- 9	0- 1	0- 0	OVERALL	4- 1	14- 7	8- 3				
10- 2	0- 0	0- 0	HOME	3- 0	7- 2	5- 0				
8- 5	0- 1	0- 0	AWAY	1- 0	7- 4	3- 3				
0- 2	0- 0	0- 0	NEUTRAL	0- 1	0- 1	0- 0				
5- 4	0- 1	0- 0	NON-CONFERENCE	1- 1	4- 2	1- 1				
3- 0	0- 0	0- 0	HOME	1- 0	2- 0	1- 0				
2- 2	0- 1	0- 0	AWAY	0- 0	2- 1	0- 1				
0- 2	0- 0	0- 0	NEUTRAL	0- 1	0- 1	0- 0				
13- 5	0- 0	0- 0	CONFERENCE	3- 0	10- 5	7- 2				
7- 2	0- 0	0- 0	HOME	2- 0	5- 2	4- 0				
6- 3	0- 0	0- 0	AWAY	1- 0	5- 3	3- 2				
0- 0	0- 0	0- 0	NEUTRAL	0- 0	0- 0	0- 0				

RPI	S	Opponent	Score	RPI	S	Opponent	Score	RPI	S	Opponent	Score	RPI	S	Opponent	Score
18	A	Duke	40 63					72	H	Drake	75 61	120	A	Colorado St.	53 49
								76	N	IUPUI	59 65	120	H	Colorado St.	53 64
								82	A	New Mexico	63 62	133	A	Boise St.	66 51
								82	H	New Mexico	66 55	133	H	Boise St.	63 67
								87	H	UNLV	69 56	135	N	UNI	40 55
												141	A	Fresno St.	47 60
												141	H	Fresno St.	74 57
												148	H	Idaho St.	61 53
												150	A	Idaho	70 64
												171	A	Denver	61 51
												206	A	Nevada	65 62
												206	H	Nevada	66 60
												213	A	Montana St.	46 50
												241	H	Montana	67 62
												268	A	San Diego St.	62 68
												268	H	San Diego St.	70 50
												281	A	San Jose St.	66 64
												281	H	San Jose St.	58 46
												291	A	Air Force	47 57
												304	A	Utah St.	64 46
												304	H	Utah St.	61 44
LAST 12 Division I GAMES:															
133	H	Boise St.	63 67	87	H	UNLV	69 56	304	A	Utah St.	64 46	141	A	Fresno St.	47 60
291	A	Air Force	47 57					120	H	Colorado St.	53 64	281	H	San Jose St.	58 46
141	H	Fresno St.	74 57					206	A	Nevada	65 62				
82	A	New Mexico	63 62												
281	A	San Jose St.	66 64												
268	H	San Diego St.	70 50												

Non-Div I Games: Colo. Christian 62 33 Adams St. 73 47

Wyoming



Average RPI Win: 213  
Average RPI Loss: 78

WON-LOST  
RECORD

WINNING  
PCT. RANK

LAST 10  
GAMES

STRENGTH OF  
SCHEDULE

OPP. STRENGTH  
OF SCHEDULE

TEAM  
RPI

ADJ.  
RPI

CONF.  
RPI

ADJ CONF.  
RPI

DIV. I ONLY	10- 20	256	1- 9	95	81	220	220	6	6
DIV. I NON-CONF.	7- 4	102	0- 0	212	262	159	159	6	6
<hr/>									
TOTALS	RPI 1-25	RPI 26-50	W-L RECORDS	RPI 51-100	RPI 101-999	RPI 201+			
10- 20	0- 5	0- 5	OVERALL	0- 2	10- 8	5- 2			
8- 8	0- 2	0- 2	HOME	0- 1	8- 3	5- 0			
1- 10	0- 2	0- 3	AWAY	0- 1	1- 4	0- 2			
1- 2	0- 1	0- 0	NEUTRAL	0- 0	1- 1	0- 0			
7- 4	0- 1	0- 1	NON-CONFERENCE	0- 0	7- 2	4- 1			
6- 1	0- 0	0- 0	HOME	0- 0	6- 1	4- 0			
0- 2	0- 0	0- 1	AWAY	0- 0	0- 1	0- 1			
1- 1	0- 1	0- 0	NEUTRAL	0- 0	1- 0	0- 0			
3- 16	0- 4	0- 4	CONFERENCE	0- 2	3- 6	1- 1			
2- 7	0- 2	0- 2	HOME	0- 1	2- 2	1- 0			
1- 8	0- 2	0- 2	AWAY	0- 1	1- 3	0- 1			
0- 1	0- 0	0- 0	NEUTRAL	0- 0	0- 1	0- 0			

RPI 1-25				RPI 26-50				RPI 51-100				RPI 101+ Team's RPI: 220			
RPI	S	Opponent	Score	RPI	S	Opponent	Score	RPI	S	Opponent	Score	RPI	S	Opponent	Score
22	N	Missouri	48 74	26	A	Villanova	57 75	70	A	St. John's (NY)	36 70	106	H	Wake Forest	57 62
23	A	DePaul	48 79	26	H	Villanova	50 89	70	H	St. John's (NY)	63 67	108	A	Georgetown	60 65
23	H	DePaul	72 73	40	A	Minnesota	62 74					108	H	Georgetown	48 65
24	A	Marquette	67 88	47	A	Creighton	54 65					114	H	Cincinnati	53 50
24	H	Marquette	63 80	47	H	Creighton	64 71					122	A	Butler	69 62
<hr/>															
LAST 12 Division I GAMES:															
123	N	Seton Hall	42 66	70	A	St. John's (NY)	36 70	123	A	Seton Hall	53 58	122	H	Butler	57 54
122	H	Butler	57 54	108	H	Georgetown	48 65	26	H	Villanova	50 89	123	A	Seton Hall	53 58
215	A	Providence	48 69	47	A	Creighton	54 65	47	H	Creighton	64 71	123	N	Seton Hall	42 66
23	H	DePaul	72 73	24	H	Marquette	63 80	215	H	Providence	68 59	175	H	New Hampshire	71 66
												190	N	Furman	75 62
												202	A	Bowling Green	53 63
												215	A	Providence	48 69
												215	H	Providence	68 59
												232	H	Grambling	72 67
												297	H	Mt. St. Mary's	66 45
												324	H	Fort Wayne	62 50
												339	H	Florida A&M	70 52

Non-Div I Games:

Xavier



Average RPI Win:	194	WON-LOST	WINNING	LAST 10	STRENGTH OF	OPP. STRENGTH	TEAM	ADJ.	CONF.	ADJ CONF.
Average RPI Loss:	107	RECORD	PCT. RANK	GAMES	SCHEDULE	OF SCHEDULE	RPI	RPI	RPI	RPI
DIV. I ONLY	15- 12	137	6- 4	130	120	125	125	9	9	
DIV. I NON-CONF.	7- 6	165	0- 0	237	232	179	179	9	9	
-----										
TOTALS	RPI 1-25	RPI 26-50	W-L RECORDS	RPI 51-100	RPI 101-999	RPI 201+				
15- 12	0- 0	1- 1	OVERALL	3- 6	11- 5	8- 1				
7- 5	0- 0	1- 0	HOME	1- 3	5- 2	4- 1				
8- 5	0- 0	0- 1	AWAY	2- 2	6- 2	4- 0				
0- 2	0- 0	0- 0	NEUTRAL	0- 1	0- 1	0- 0				
7- 6	0- 0	0- 0	NON-CONFERENCE	1- 2	6- 4	4- 1				
2- 3	0- 0	0- 0	HOME	0- 1	2- 2	2- 1				
5- 1	0- 0	0- 0	AWAY	1- 0	4- 1	2- 0				
0- 2	0- 0	0- 0	NEUTRAL	0- 1	0- 1	0- 0				
8- 6	0- 0	1- 1	CONFERENCE	2- 4	5- 1	4- 0				
5- 2	0- 0	1- 0	HOME	1- 2	3- 0	2- 0				
3- 4	0- 0	0- 1	AWAY	1- 2	2- 1	2- 0				
0- 0	0- 0	0- 0	NEUTRAL	0- 0	0- 0	0- 0				

RPI	S	Opponent	Score	RPI	S	Opponent	Score	RPI	S	Opponent	Score	RPI	S	Opponent	Score
29	A	Princeton	53 64	29	H	Princeton	73 59	51	A	Harvard	73 97	140	N	Hartford	70 78
								51	H	Harvard	69 63	157	A	Binghamton	73 69
								55	H	Indiana	68 72	163	H	Army West Point	65 82
								60	A	Penn	52 64	168	A	Brown	71 81
								60	H	Penn	54 69	168	H	Brown	77 63
								66	N	UC Davis	61 71	183	A	Kansas	75 81
								71	A	TCU	82 72	185	A	Stony Brook	77 71
								99	A	Dartmouth	57 39	208	A	Col umbi a	73 50
								99	H	Dartmouth	62 64	208	H	Col umbi a	66 59
												215	H	Provi dence	51 55
												272	A	Cornel l	65 55
												272	H	Cornel l	69 56
												274	H	LIU Brookl yn	62 51
												287	H	Col gate	82 56
												288	A	Central Conn. St.	75 62
												347	A	Saint Peter's	70 49
-----															
LAST 12 Division I GAMES:															
29	A	Princeton	53 64	272	A	Cornel l	65 55								
60	A	Penn	52 64	208	A	Col umbi a	73 50								
208	H	Col umbi a	66 59	60	H	Penn	54 69								
272	H	Cornel l	69 56	29	H	Princeton	73 59								
51	H	Harvard	69 63	99	A	Dartmouth	57 39								
99	H	Dartmouth	62 64	51	A	Harvard	73 97								

Non-Div I Games:

Yale



Average RPI Win:	234	WON-LOST	WINNING	LAST 10	STRENGTH OF	OPP. STRENGTH	TEAM	ADJ.	CONF.	ADJ CONF.
Average RPI Loss:	113	RECORD	PCT. RANK	GAMES	SCHEDULE	OF SCHEDULE	RPI	RPI	RPI	RPI
DIV. I ONLY	13- 14	191	8- 2	136	185	154	154	11	11	
DIV. I NON-CONF.	2- 7	286	0- 0	205	217	272	272	15	15	
-----										
TOTALS	RPI 1-25	RPI 26-50	W-L RECORDS	RPI 51-100	RPI 101-999	RPI 201+				
13- 14	0- 2	0- 0	OVERALL	1- 5	12- 7	8- 1				
6- 6	0- 1	0- 0	HOME	0- 3	6- 2	4- 0				
7- 8	0- 1	0- 0	AWAY	1- 2	6- 5	4- 1				
0- 0	0- 0	0- 0	NEUTRAL	0- 0	0- 0	0- 0				
2- 7	0- 0	0- 0	NON-CONFERENCE	0- 2	2- 5	2- 1				
1- 2	0- 0	0- 0	HOME	0- 1	1- 1	1- 0				
1- 5	0- 0	0- 0	AWAY	0- 1	1- 4	1- 1				
0- 0	0- 0	0- 0	NEUTRAL	0- 0	0- 0	0- 0				
11- 7	0- 2	0- 0	CONFERENCE	1- 3	10- 2	6- 0				
5- 4	0- 1	0- 0	HOME	0- 2	5- 1	3- 0				
6- 3	0- 1	0- 0	AWAY	1- 1	5- 1	3- 0				
0- 0	0- 0	0- 0	NEUTRAL	0- 0	0- 0	0- 0				

RPI 1-25				RPI 26-50				RPI 51-100				RPI 101+				Team's RPI: 154
RPI	S	Opponent	Score	RPI	S	Opponent	Score	RPI	S	Opponent	Score	RPI	S	Opponent	Score	
25	A	Green Bay	56 65					56	A	American	72 78	113	A	Saint Francis (PA)	65 79	
25	H	Green Bay	42 67					76	A	IUPUI	70 67	116	A	Cleveland St.	66 52	
								76	H	IUPUI	43 65	116	H	Cleveland St.	76 69	
								89	H	Bucknell	60 66	117	A	Milwaukee	61 62	
								94	A	Wright St.	50 73	117	H	Milwaukee	86 85	
								94	H	Wright St.	59 69	134	A	Robert Morris	52 84	
												162	H	Kent St.	44 55	
												184	A	Pittsburgh	58 66	
												188	A	Oakland	86 76	
												188	H	Oakland	48 58	
												218	A	Akron	58 75	
												252	A	Northern Ky.	60 59	
												252	H	Northern Ky.	54 51	
												305	A	Loyola Chicago	73 49	
												307	H	Northern Ari z.	69 67	
												326	A	Detroit Mercy	72 52	
												326	H	Detroit Mercy	76 59	
												331	A	Ill. -Chicago	71 52	
												331	H	Ill. -Chicago	76 63	
-----																
LAST 12 Division I GAMES:																
116	H	Cleveland St.	76 69	326	A	Detroit Mercy	72 52									
252	A	Northern Ky.	60 59	188	A	Oakland	86 76									
25	H	Green Bay	42 67	94	H	Wright St.	59 69									
117	H	Milwaukee	86 85	252	H	Northern Ky.	54 51									
331	A	Ill. -Chicago	71 52	116	A	Cleveland St.	66 52									
76	A	IUPUI	70 67	94	A	Wright St.	50 73									

Non-Div I Games: Ohio Valley 86 59 Penn St.-Beaver 97 40

Youngstown St.