

Average RPI Win:	241	WON-LOST	WINNING	LAST 10	STRENGTH OF	OPP. STRENGTH	TEAM	ADJ.	CONF.	ADJ CONF.
Average RPI Loss:	134	RECORD	PCT. RANK	GAMES	SCHEDULE	OF SCHEDULE	RPI	RPI	RPI	RPI
DIV. I ONLY	18- 7	55	9-1	177	272	79	79	23	23	
DIV. I NON-CONF.	3- 4	201	0	153	212	142	142	24	24	
TOTALS	RPI 1-25	RPI 26-50	W-L RECORDS	RPI 51-100	RPI 101-150	RPI 150+				
18- 7	0- 2	0- 0	OVERALL	2- 2	1- 0	15- 3				
9- 1	0- 0	0- 0	HOME	1- 1	1- 0	7- 0				
8- 6	0- 2	0- 0	AWAY	1- 1	0- 0	7- 3				
1- 0	0- 0	0- 0	NEUTRAL	0- 0	0- 0	1- 0				
3- 4	0- 2	0- 0	NON-CONFERENCE	0- 0	0- 0	3- 2				
1- 0	0- 0	0- 0	HOME	0- 0	0- 0	1- 0				
1- 4	0- 2	0- 0	AWAY	0- 0	0- 0	1- 2				
1- 0	0- 0	0- 0	NEUTRAL	0- 0	0- 0	1- 0				
15- 3	0- 0	0- 0	CONFERENCE	2- 2	1- 0	12- 1				
8- 1	0- 0	0- 0	HOME	1- 1	1- 0	6- 0				
7- 2	0- 0	0- 0	AWAY	1- 1	0- 0	6- 1				
0- 0	0- 0	0- 0	NEUTRAL	0- 0	0- 0	0- 0				

RPI 1-25				RPI 26-50				RPI 51-100				Team's RPI: 79		RPI 101+			
RPI	S	Opponent	Score	RPI	S	Opponent	Score	RPI	S	Opponent	Score		RPI	S	Opponent	Score	
9	A	Missouri St.	51 79					94	A	SFA	49 72		150	H	Sam Houston St.	57 54	
17	A	Texas A&M	48 85					94	H	SFA	44 66		169	A	New Orleans	83 53	
								99	A	Abilene Christian	70 58		169	H	New Orleans	43 40	
								99	H	Abilene Christian	68 59		234	H	Central Ark.	67 47	
													237	A	Southeastern La.	44 48	
													237	H	Southeastern La.	49 48	
													238	A	South Alabama	82 83	
													252	A	Texas St.	48 57	
													256	A	Incarnate Word	64 38	
													256	H	Incarnate Word	56 50	
													260	H	Nicholls St.	55 49	
													261	A	Lamar University	64 56	
													261	H	Lamar University	49 39	
													295	N	Prairie View	64 52	
													299	A	UTRGV	59 54	
													299	H	UTRGV	61 50	
													321	A	Houston Baptist	75 65	
													336	A	Northwestern St.	72 59	
													345	A	McNeese	73 59	
LAST 10 Division I																	
256	H	Incarnate Word	56 50	94	A	SFA	49 72										
169	H	New Orleans	43 40	345	A	McNeese	73 59										
261	A	Lamar University	64 56	321	A	Houston Baptist	75 65										
237	H	Southeastern La.	49 48	150	H	Sam Houston St.	57 54										
99	H	Abilene Christian	68 59	256	A	Incarnate Word	64 38										

Non-Div I Games: UNKNOWN 75 55 Huston-Tillotson 63 49 Texas Wesleyan 90 52

Average RPI Win:	242	WON-LOST	WINNING	LAST 10	STRENGTH OF	OPP. STRENGTH	TEAM	ADJ.	CONF.	ADJ CONF.
Average RPI Loss:	117	RECORD	PCT. RANK	GAMES	SCHEDULE	OF SCHEDULE	RPI	RPI	RPI	RPI
DIV. I ONLY	18- 5	32	7-3	273	249	99	99	23	23	
DIV. I NON-CONF.	4- 1	51	0	222	117	57	57	24	24	
TOTALS	RPI 1-25	RPI 26-50	W-L RECORDS	RPI 51-100	RPI 101-150	RPI 150+				
18- 5	0- 0	0- 0	OVERALL	0- 4	3- 0	15- 1				
9- 2	0- 0	0- 0	HOME	0- 1	1- 0	8- 1				
9- 3	0- 0	0- 0	AWAY	0- 3	2- 0	7- 0				
0- 0	0- 0	0- 0	NEUTRAL	0- 0	0- 0	0- 0				
4- 1	0- 0	0- 0	NON-CONFERENCE	0- 1	1- 0	3- 0				
2- 0	0- 0	0- 0	HOME	0- 0	0- 0	2- 0				
2- 1	0- 0	0- 0	AWAY	0- 1	1- 0	1- 0				
0- 0	0- 0	0- 0	NEUTRAL	0- 0	0- 0	0- 0				
14- 4	0- 0	0- 0	CONFERENCE	0- 3	2- 0	12- 1				
7- 2	0- 0	0- 0	HOME	0- 1	1- 0	6- 1				
7- 2	0- 0	0- 0	AWAY	0- 2	1- 0	6- 0				
0- 0	0- 0	0- 0	NEUTRAL	0- 0	0- 0	0- 0				

RPI 1-25				RPI 26-50				RPI 51-100				Team's RPI: 99	RPI 101+			
RPI	S	Opponent	Score	RPI	S	Opponent	Score	RPI	S	Opponent	Score	RPI	S	Opponent	Score	
								77	A	Oklahoma	65	78	140	A	Portland	76 69
								79	A	A&M-Corpus Christi	59	68	150	A	Sam Houston St.	81 73
								79	H	A&M-Corpus Christi	58	70	150	H	Sam Houston St.	94 91
								94	A	SFA	59	69	153	A	Wright St.	83 64
													169	H	New Orleans	76 62
													234	A	Central Ark.	74 64
													234	H	Central Ark.	93 71
													237	A	Southeastern La.	68 62
													237	H	Southeastern La.	61 53
													242	H	Tulsa	73 63
													256	H	Incarnate Word	70 71
													260	A	Nicholls St.	95 84
													261	A	Lamar University	75 49
													261	H	Lamar University	78 72
													312	H	New Mexico St.	67 54
													321	A	Houston Baptist	84 79
													321	H	Houston Baptist	71 54
													336	H	Northwestern St.	84 69
													345	A	McNeese	90 73
LAST 10 Division I																
				234	H	Central Ark.	93 71					321	H	Houston Baptist	71 54	
				150	H	Sam Houston St.	94 91					261	A	Lamar University	75 49	
				237	A	Southeastern La.	68 62					336	H	Northwestern St.	84 69	
				321	A	Houston Baptist	84 79					256	H	Incarnate Word	70 71	
				79	A	A&M-Corpus Christi	59 68					94	A	SFA	59 69	

Non-Div I Games: Howard Payne 96 38 Schreiner 110 37 Southwest (NM) 104 52 McMurry 111 43
Abilene Christian

Loss, Non-Conf, S Site, H Home A Away N Neutral

Air Force

Through Games Of March 2, 2020

Average RPI Win:	232	WON-LOST	WINNING	LAST 10	STRENGTH OF	OPP. STRENGTH	TEAM	ADJ.	CONF.	ADJ CONF.
Average RPI Loss:	177	RECORD	PCT. RANK	GAMES	SCHEDULE	OF SCHEDULE	RPI	RPI	RPI	RPI
DIV. I ONLY	9- 21	291	6-4	187	228	269	269	17	17	
DIV. I NON-CONF.	1- 9	326	0	262	262	336	336	19	19	
TOTALS	RPI 1-25	RPI 26-50	W-L RECORDS	RPI 51-100	RPI 101-150	RPI 150+				
9- 21	0- 0	0- 1	OVERALL	1- 5	1- 3	7- 12				
3- 10	0- 0	0- 0	HOME	1- 1	0- 3	2- 6				
5- 10	0- 0	0- 1	AWAY	0- 3	1- 0	4- 6				
1- 1	0- 0	0- 0	NEUTRAL	0- 1	0- 0	1- 0				
1- 9	0- 0	0- 1	NON-CONFERENCE	0- 1	0- 2	1- 5				
1- 3	0- 0	0- 0	HOME	0- 0	0- 2	1- 1				
0- 6	0- 0	0- 1	AWAY	0- 1	0- 0	0- 4				
0- 0	0- 0	0- 0	NEUTRAL	0- 0	0- 0	0- 0				
8- 12	0- 0	0- 0	CONFERENCE	1- 4	1- 1	6- 7				
2- 7	0- 0	0- 0	HOME	1- 1	0- 1	1- 5				
5- 4	0- 0	0- 0	AWAY	0- 2	1- 0	4- 2				
1- 1	0- 0	0- 0	NEUTRAL	0- 1	0- 0	1- 0				

RPI S	Opponent	Score	RPI S	Opponent	Score	RPI S	Opponent	Score	RPI S	Opponent	Score	Team's RPI: 269
30	A Arizona St.	56 87	59	A Tennessee	54 81	113	H San Diego	59 70				
			68	A Fresno St.	52 61	140	H Portland	56 72				
			68	H Fresno St.	88 65	147	A San Jose St.	67 66				
			95	A Boise St.	61 70	147	H San Jose St.	60 68				
			95	H Boise St.	69 74	157	A Wyoming	52 68				
			95	N Boise St.	50 73	157	H Wyoming	63 65				
						216	A Cal St. Fullerton	70 79				
						219	H UNLV	60 67				
						224	A Northern Colo.	62 72				
						226	A New Mexico	79 66				
						226	H New Mexico	53 75				
						230	A Nevada	68 61				
						230	H Nevada	67 71				
						239	A San Diego St.	51 49				
						278	A Utah St.	62 45				
						278	H Utah St.	52 53				
						279	H Army West Point	66 68				
						287	A Colorado St.	40 60				
						287	H Colorado St.	49 44				
						287	N Colorado St.	60 48				
						292	A Long Beach St.	68 74				
						318	A Navy	59 67				
						330	H NJIT	68 48				
LAST 10 Division I												
			95	N Boise St.	50 73	68	H Fresno St.	88 65				
			287	N Colorado St.	60 48	147	A San Jose St.	67 66				
			287	H Colorado St.	49 44	95	H Boise St.	69 74				
			226	A New Mexico	79 66	239	A San Diego St.	51 49				
			157	A Wyoming	52 68	230	H Nevada	67 71				

Non-Div I Games: Neb. Wesleyan 93 42

Air Force

■ Loss,
 ■ Non-Conf, S Site,
 ■ Home
 ■ Away
 N Neutral

Average RPI Win: 222	WON-LOST	WINNING	LAST 10	STRENGTH OF	OPP. STRENGTH	TEAM	ADJ.	CONF.	ADJ CONF.
Average RPI Loss: 114	RECORD	PCT. RANK	GAMES	SCHEDULE	OF SCHEDULE	RPI	RPI	RPI	RPI
DIV. I ONLY	14- 13	160	5-5	144	175	154	154	10	10
DIV. I NON-CONF.	7- 4	100	0	223	324	152	152	10	10
TOTALS	RPI 1-25	RPI 26-50	W-L RECORDS	RPI 51-100	RPI 101-150	RPI 150+			
14- 13	0- 1	0- 1	OVERALL	1- 5	1- 3	12- 3			
6- 6	0- 1	0- 1	HOME	1- 1	0- 2	5- 1			
6- 7	0- 0	0- 0	AWAY	0- 4	1- 1	5- 2			
2- 0	0- 0	0- 0	NEUTRAL	0- 0	0- 0	2- 0			
7- 4	0- 0	0- 1	NON-CONFERENCE	0- 1	0- 1	7- 1			
3- 2	0- 0	0- 1	HOME	0- 0	0- 1	3- 0			
2- 2	0- 0	0- 0	AWAY	0- 1	0- 0	2- 1			
2- 0	0- 0	0- 0	NEUTRAL	0- 0	0- 0	2- 0			
7- 9	0- 1	0- 0	CONFERENCE	1- 4	1- 2	5- 2			
3- 4	0- 1	0- 0	HOME	1- 1	0- 1	2- 1			
4- 5	0- 0	0- 0	AWAY	0- 3	1- 1	3- 1			
0- 0	0- 0	0- 0	NEUTRAL	0- 0	0- 0	0- 0			

RPI S	Opponent	Score	RPI S	Opponent	Score	RPI S	Opponent	Score	RPI S	Opponent	Score	Team's RPI: 154
16	H Central Mich.	72 77	38	H Michigan	71 80	60	A Ball St.	52 60	123	H Duquesne	63 88	
						87	A Ohio	57 70	129	A Buffalo	69 63	
						87	H Ohio	79 76	146	A Western Mich.	71 79	
						93	A Butler	55 76	146	H Western Mich.	51 56	
						100	A Kent St.	50 68	155	H N.C. A&T	64 52	
						100	H Kent St.	55 60	175	A Eastern Mich.	64 53	
									175	H Eastern Mich.	88 81	
									181	A Toledo	61 65	
									190	H Northern Ill.	65 70	
									201	A Cleveland St.	62 66	
									212	A Miami (OH)	75 62	
									212	H Miami (OH)	70 62	
									229	N Denver	88 72	
									244	N Morgan St.	52 45	
									257	A Bowling Green	76 73	
									259	H Youngstown St.	91 62	
									294	A St. Bonaventure	63 54	
									334	A Detroit Mercy	81 60	
									339	H Purdue Fort Wayne	64 53	
LAST 10 Division I												
212	A Miami (OH)	75 62	100	H Kent St.	55 60							
100	A Kent St.	50 68	60	A Ball St.	52 60							
87	H Ohio	79 76	175	H Eastern Mich.	88 81							
129	A Buffalo	69 63	87	A Ohio	57 70							
175	A Eastern Mich.	64 53	146	A Western Mich.	71 79							

Non-Div I Games:

Akron

■ Loss,
 ■ Non-Conf, S Site,
 ■ Home
 ■ Away
 N Neutral

Alabama

Through Games Of March 2, 2020

Average RPI Win:	154	WON-LOST	WINNING	LAST 10	STRENGTH OF	OPP. STRENGTH	TEAM	ADJ.	CONF.	ADJ CONF.
Average RPI Loss:	50	RECORD	PCT. RANK	GAMES	SCHEDULE	OF SCHEDULE	RPI	RPI	RPI	RPI
DIV. I ONLY	18- 11	98	7-3	41	51	58	58	4	4	
DIV. I NON-CONF.	10- 3	57	0	126	172	78	78	5	5	
TOTALS	RPI 1-25	RPI 26-50	W-L RECORDS	RPI 51-100	RPI 101-150	RPI 150+				
18- 11	2- 4	0- 2	OVERALL	1- 4	7- 1	8- 0				
10- 6	0- 3	0- 1	HOME	0- 1	6- 1	4- 0				
7- 4	2- 1	0- 1	AWAY	0- 2	1- 0	4- 0				
1- 1	0- 0	0- 0	NEUTRAL	1- 1	0- 0	0- 0				
10- 3	0- 0	0- 0	NON-CONFERENCE	1- 2	3- 1	6- 0				
6- 2	0- 0	0- 0	HOME	0- 1	3- 1	3- 0				
3- 0	0- 0	0- 0	AWAY	0- 0	0- 0	3- 0				
1- 1	0- 0	0- 0	NEUTRAL	1- 1	0- 0	0- 0				
8- 8	2- 4	0- 2	CONFERENCE	0- 2	4- 0	2- 0				
4- 4	0- 3	0- 1	HOME	0- 0	3- 0	1- 0				
4- 4	2- 1	0- 1	AWAY	0- 2	1- 0	1- 0				
0- 0	0- 0	0- 0	NEUTRAL	0- 0	0- 0	0- 0				

RPI 1-25				RPI 26-50				RPI 51-100 Team's RPI: 58				RPI 101+			
RPI	S	Opponent	Score	RPI	S	Opponent	Score	RPI	S	Opponent	Score	RPI	S	Opponent	Score
1	H	South Carolina	78 93	33	A	LSU	60 71	52	H	Iowa St.	66 75	102	H	Colgate	72 52
14	A	Mississippi St.	66 64	35	H	Arkansas	48 66	59	A	Tennessee	63 65	106	H	Bethune-Cookman	60 49
17	A	Texas A&M	76 63					70	A	Georgia	75 76	110	H	Vanderbilt	98 61
17	H	Texas A&M	74 79					75	N	UNI	87 77	114	A	Auburn	75 48
25	A	Kentucky	62 66					84	N	Southern California	57 60	114	H	Auburn	68 64
25	H	Kentucky	71 81									133	H	Florida	69 62
												138	H	North Carolina	83 77
												148	H	Hampton	61 64
												166	A	Tulane	66 56
												167	H	Missouri	73 61
												191	H	Radford	85 51
												228	A	Clemson	67 54
												237	H	Southeastern La.	87 50
												238	A	South Alabama	74 62
												285	A	Ole Miss	57 56
												329	H	Mercer	111 56
LAST 10 Division I															
167	H	Missouri	73 61	114	H	Auburn	68 64								
17	A	Texas A&M	76 63	25	A	Kentucky	62 66								
14	A	Mississippi St.	66 64	285	A	Ole Miss	57 56								
133	H	Florida	69 62	35	H	Arkansas	48 66								
70	A	Georgia	75 76	110	H	Vanderbilt	98 61								

Non-Div I Games:

Alabama

■ Loss,
 ■ Non-Conf, S Site,
 ■ Home
 ■ Away
 N Neutral

Average RPI Win:	308	WON-LOST	WINNING	LAST 10	STRENGTH OF	OPP. STRENGTH	TEAM	ADJ.	CONF.	ADJ CONF.
Average RPI Loss:	187	RECORD	PCT. RANK	GAMES	SCHEDULE	OF SCHEDULE	RPI	RPI	RPI	RPI
DIV. I ONLY	14- 13	160	6-4	344	350	241	241	32	32	
DIV. I NON-CONF.	4- 7	225	0	218	309	210	210	31	31	
TOTALS	RPI 1-25	RPI 26-50	W-L RECORDS	RPI 51-100	RPI 101-150	RPI 150+				
14- 13	0- 0	0- 0	OVERALL	0- 2	0- 4	14- 7				
5- 3	0- 0	0- 0	HOME	0- 0	0- 2	5- 1				
8- 9	0- 0	0- 0	AWAY	0- 2	0- 1	8- 6				
1- 1	0- 0	0- 0	NEUTRAL	0- 0	0- 1	1- 0				
4- 7	0- 0	0- 0	NON-CONFERENCE	0- 2	0- 2	4- 3				
0- 2	0- 0	0- 0	HOME	0- 0	0- 1	0- 1				
4- 4	0- 0	0- 0	AWAY	0- 2	0- 0	4- 2				
0- 1	0- 0	0- 0	NEUTRAL	0- 0	0- 1	0- 0				
10- 6	0- 0	0- 0	CONFERENCE	0- 0	0- 2	10- 4				
5- 1	0- 0	0- 0	HOME	0- 0	0- 1	5- 0				
4- 5	0- 0	0- 0	AWAY	0- 0	0- 1	4- 4				
1- 0	0- 0	0- 0	NEUTRAL	0- 0	0- 0	1- 0				

RPI S	Opponent	Score	RPI S	Opponent	Score	RPI S	Opponent	Score	RPI S	Opponent	Score	Team's RPI: 241
						76	A Cincinnati	47 62	135	A Texas Southern	76 79	
						88	A Nebraska	46 68	135	H Texas Southern	58 65	
									139	H North Florida	64 73	
									144	N North Ala.	65 80	
									158	A Jackson St.	53 67	
									168	H Austin Peay	61 67	
									200	A Memphis	71 79	
									229	A Denver	86 83	
									239	A San Diego St.	61 53	
									253	A Southern U.	46 55	
									253	H Southern U.	59 57	
									291	A California Baptist	55 60	
									295	A Prairie View	53 60	
									295	H Prairie View	54 44	
									313	A Georgia St.	67 52	
									320	A Alabama St.	56 55	
									320	N Alabama St.	75 48	
									324	A Alcorn	74 67	
									324	H Alcorn	64 50	
									327	A Ark.-Pine Bluff	65 52	
									327	H Ark.-Pine Bluff	74 55	
									341	A Florida A&M	77 53	
									347	A Grambling	59 69	
									351	A Mississippi Val.	75 45	
									351	H Mississippi Val.	68 48	
LAST 10 Division I												
			295	A Prairie View	53 60		351	A Mississippi Val.	75 45			
			135	A Texas Southern	76 79		327	A Ark.-Pine Bluff	65 52			
			253	H Southern U.	59 57		295	H Prairie View	54 44			
			324	H Alcorn	64 50		135	H Texas Southern	58 65			
			320	A Alabama St.	56 55		253	A Southern U.	46 55			

Non-Div I Games:

Alabama A&M

■ Loss,
 ■ Non-Conf,
 ■ S Site,
 ■ Home
 ■ A Away
 N Neutral

Average RPI Win:	319	WON-LOST	WINNING	LAST 10	STRENGTH OF	OPP. STRENGTH	TEAM	ADJ.	CONF.	ADJ CONF.
Average RPI Loss:	190	RECORD	PCT. RANK	GAMES	SCHEDULE	OF SCHEDULE	RPI	RPI	RPI	RPI
DIV. I ONLY	7- 18	302	4-6	323	331	320	320	32	32	
DIV. I NON-CONF.	1- 8	322	0	120	36	295	295	31	31	
TOTALS	RPI 1-25	RPI 26-50	W-L RECORDS	RPI 51-100	RPI 101-150	RPI 150+				
7- 18	0- 2	0- 0	OVERALL	0- 1	0- 4	7- 11				
3- 7	0- 0	0- 0	HOME	0- 0	0- 2	3- 5				
4- 10	0- 2	0- 0	AWAY	0- 1	0- 2	4- 5				
0- 1	0- 0	0- 0	NEUTRAL	0- 0	0- 0	0- 1				
1- 8	0- 2	0- 0	NON-CONFERENCE	0- 1	0- 2	1- 3				
1- 2	0- 0	0- 0	HOME	0- 0	0- 1	1- 1				
0- 6	0- 2	0- 0	AWAY	0- 1	0- 1	0- 2				
0- 0	0- 0	0- 0	NEUTRAL	0- 0	0- 0	0- 0				
6- 10	0- 0	0- 0	CONFERENCE	0- 0	0- 2	6- 8				
2- 5	0- 0	0- 0	HOME	0- 0	0- 1	2- 4				
4- 4	0- 0	0- 0	AWAY	0- 0	0- 1	4- 3				
0- 1	0- 0	0- 0	NEUTRAL	0- 0	0- 0	0- 1				

RPI 1-25				RPI 26-50				RPI 51-100				RPI 101+ Team's RPI: 320			
RPI	S	Opponent	Score	RPI	S	Opponent	Score	RPI	S	Opponent	Score	RPI	S	Opponent	Score
1	A	South Carolina	43 103					67	A	South Fla.	29 80	135	A	Texas Southern	59 88
20	A	DePaul	76 105									135	H	Texas Southern	54 81
												144	H	North Ala.	60 81
												145	A	Wisconsin	67 85
												158	A	Jackson St.	62 94
												170	H	Samford	48 83
												228	A	Clemson	43 76
												236	H	Jacksonville St.	68 63
												241	H	Alabama A&M	55 56
												241 N	A	Alabama A&M	48 75
												253	A	Southern U.	47 69
												253	H	Southern U.	51 61
												285	A	Ole Miss	66 93
												295	A	Prairie View	61 52
												295	H	Prairie View	59 62
												324	A	Alcorn	63 73
												324	H	Alcorn	95 70
												327	A	Ark.-Pine Bluff	68 65
												327	H	Ark.-Pine Bluff	62 73
												347	A	Grambling	73 59
												351	A	Mississippi Val.	66 61
												351	H	Mississippi Val.	77 64
LAST 10 Division I															
135	A	Texas Southern	59 88	327	A	Ark.-Pine Bluff	68 65	351	A	Mississippi Val.	66 61				
295	A	Prairie View	61 52					135	H	Texas Southern	54 81				
324	H	Alcorn	95 70					295	H	Prairie View	59 62				
253	H	Southern U.	51 61					324	A	Alcorn	63 73				
241	H	Alabama A&M	55 56												

Non-Div I Games: Mobile 76 66 Paine 84 58

Alabama St.

■ Loss,
 ■ Non-Conf,
 ■ S Site,
 ■ Home
 ■ Away
 N Neutral

Albany (NY)

Through Games Of March 2, 2020

Average RPI Win: 280	WON-LOST	WINNING	LAST 10	STRENGTH OF	OPP. STRENGTH	TEAM	ADJ.	CONF.	ADJ CONF.
Average RPI Loss: 204	RECORD	PCT. RANK	GAMES	SCHEDULE	OF SCHEDULE	RPI	RPI	RPI	RPI
DIV. I ONLY	8- 20	294	3-7	297	320	319	319	26	26
DIV. I NON-CONF.	3- 9	279	0	308	319	322	322	27	27
TOTALS	RPI 1-25	RPI 26-50	W-L RECORDS	RPI 51-100	RPI 101-150	RPI 150+			
8- 20	0- 0	0- 0	OVERALL	0- 3	1- 2	7- 15			
5- 9	0- 0	0- 0	HOME	0- 1	1- 1	4- 7			
3- 11	0- 0	0- 0	AWAY	0- 2	0- 1	3- 8			
0- 0	0- 0	0- 0	NEUTRAL	0- 0	0- 0	0- 0			
3- 9	0- 0	0- 0	NON-CONFERENCE	0- 1	1- 2	2- 6			
1- 5	0- 0	0- 0	HOME	0- 0	1- 1	0- 4			
2- 4	0- 0	0- 0	AWAY	0- 1	0- 1	2- 2			
0- 0	0- 0	0- 0	NEUTRAL	0- 0	0- 0	0- 0			
5- 11	0- 0	0- 0	CONFERENCE	0- 2	0- 0	5- 9			
4- 4	0- 0	0- 0	HOME	0- 1	0- 0	4- 3			
1- 7	0- 0	0- 0	AWAY	0- 1	0- 0	1- 6			
0- 0	0- 0	0- 0	NEUTRAL	0- 0	0- 0	0- 0			

RPI S	Opponent	Score	RPI S	Opponent	Score	RPI S	Opponent	Score	RPI S	Opponent	Score
						54	A Marist	52 76	103	A Syracuse	53 75
						81	A Stony Brook	44 53	109	H Columbia	82 78
						81	H Stony Brook	53 73	130	H Boston U.	58 60
									161	H Lafayette	47 54
									164	A Binghamton	42 58
									164	H Binghamton	56 53
									172	A Maine	49 60
									172	H Maine	44 65
									187	H Cornell	51 71
									218	A UMass Lowell	51 53
									218	H UMass Lowell	75 78
									267	A New Hampshire	53 56
									267	H New Hampshire	47 48
									280	A Siena	46 52
									290	A UMBC	44 54
									290	H UMBC	56 51
									297	H Monmouth	41 53
									306	A Vermont	36 52
									306	H Vermont	58 49
									314	H St. Francis Brooklyn	41 49
									326	A Bryant	55 68
									337	A Canisius	70 53
									344	A Hartford	68 63
									344	H Hartford	63 40
									346	A Central Conn. St.	73 63
LAST 10 Division I											
			81	A Stony Brook	44 53	344	H Hartford	63 40			
			218	H UMass Lowell	75 78	164	A Binghamton	42 58			
			267	A New Hampshire	53 56	306	A Vermont	36 52			
			290	A UMBC	44 54	290	H UMBC	56 51			
			172	H Maine	44 65	344	A Hartford	68 63			

Non-Div I Games: FDU-Florham 81 21

Albany (NY)

Loss, Non-Conf, S Site, H Home A Away N Neutral

Average RPI Win:	325	WON-LOST	WINNING	LAST 10	STRENGTH OF	OPP. STRENGTH	TEAM	ADJ.	CONF.	ADJ CONF.
Average RPI Loss:	219	RECORD	PCT. RANK	GAMES	SCHEDULE	OF SCHEDULE	RPI	RPI	RPI	RPI
DIV. I ONLY	10- 16	241	4-6	351	346	324	324	32	32	
DIV. I NON-CONF.	2- 8	295	0	336	256	333	333	31	31	
TOTALS	RPI 1-25	RPI 26-50	W-L RECORDS	RPI 51-100	RPI 101-150	RPI 150+				
10- 16	0- 0	0- 0	OVERALL	0- 1	0- 2	10- 13				
6- 3	0- 0	0- 0	HOME	0- 0	0- 1	6- 2				
4- 11	0- 0	0- 0	AWAY	0- 1	0- 1	4- 9				
0- 2	0- 0	0- 0	NEUTRAL	0- 0	0- 0	0- 2				
2- 8	0- 0	0- 0	NON-CONFERENCE	0- 1	0- 1	2- 6				
1- 1	0- 0	0- 0	HOME	0- 0	0- 1	1- 0				
1- 5	0- 0	0- 0	AWAY	0- 1	0- 0	1- 4				
0- 2	0- 0	0- 0	NEUTRAL	0- 0	0- 0	0- 2				
8- 8	0- 0	0- 0	CONFERENCE	0- 0	0- 1	8- 7				
5- 2	0- 0	0- 0	HOME	0- 0	0- 0	5- 2				
3- 6	0- 0	0- 0	AWAY	0- 0	0- 1	3- 5				
0- 0	0- 0	0- 0	NEUTRAL	0- 0	0- 0	0- 0				

RPI S	Opponent	Score	RPI S	Opponent	Score	RPI S	Opponent	Score	RPI S	Opponent	Score	Team's RPI: 324
						94 A	SFA	62 67	124 H	UAB	65 86	
									135 A	Texas Southern	70 105	
									158 A	Jackson St.	66 76	
									158 H	Jackson St.	67 83	
									200 A	Memphis	51 57	
									214 A	UTEP	47 92	
									228 N	Clemson	46 77	
									241 A	Alabama A&M	50 64	
									241 H	Alabama A&M	67 74	
									248 A	North Texas	31 67	
									252 A	Texas St.	59 67	
									253 A	Southern U.	57 74	
									253 H	Southern U.	58 53	
									285 N	Ole Miss	55 73	
									295 A	Prairie View	68 63	
									320 A	Alabama St.	70 95	
									320 H	Alabama St.	73 63	
									327 A	Ark.-Pine Bluff	77 75	
									327 H	Ark.-Pine Bluff	57 54	
									333 A	Tennessee St.	62 57	
									341 H	Florida A&M	58 42	
									347 A	Grambling	59 70	
									347 H	Grambling	80 54	
									351 A	Mississippi Val.	81 67	
									351 H	Mississippi Val.	63 60	
LAST 10 Division I												
			253 H	Southern U.	58 53		347 A	Grambling	59 70			
			320 A	Alabama St.	70 95		158 A	Jackson St.	66 76			
			241 A	Alabama A&M	50 64		253 A	Southern U.	57 74			
			327 H	Ark.-Pine Bluff	57 54		320 H	Alabama St.	73 63			
			351 H	Mississippi Val.	63 60		241 H	Alabama A&M	67 74			

Non-Div I Games: Tougaloo 85 61 Louisiana Col. 86 50

Alcorn

Loss, Non-Conf, S Site, H Home A Away N Neutral

Average RPI Win: 190	WON-LOST	WINNING	LAST 10	STRENGTH OF	OPP. STRENGTH	TEAM	ADJ.	CONF.	ADJ CONF.
Average RPI Loss: 141	RECORD	PCT. RANK	GAMES	SCHEDULE	OF SCHEDULE	RPI	RPI	RPI	RPI
DIV. I ONLY	11- 16	228	4-6	135	152	198	198	15	15
DIV. I NON-CONF.	4- 6	212	0	177	99	208	208	15	15
TOTALS	RPI 1-25	RPI 26-50	W-L RECORDS	RPI 51-100	RPI 101-150	RPI 150+			
11- 16	0- 0	0- 2	OVERALL	1- 2	4- 6	6- 6			
7- 5	0- 0	0- 1	HOME	1- 1	3- 2	3- 1			
4- 10	0- 0	0- 1	AWAY	0- 1	1- 3	3- 5			
0- 1	0- 0	0- 0	NEUTRAL	0- 0	0- 1	0- 0			
4- 6	0- 0	0- 0	NON-CONFERENCE	1- 2	1- 1	2- 3			
3- 1	0- 0	0- 0	HOME	1- 1	1- 0	1- 0			
1- 4	0- 0	0- 0	AWAY	0- 1	0- 0	1- 3			
0- 1	0- 0	0- 0	NEUTRAL	0- 0	0- 1	0- 0			
7- 10	0- 0	0- 2	CONFERENCE	0- 0	3- 5	4- 3			
4- 4	0- 0	0- 1	HOME	0- 0	2- 2	2- 1			
3- 6	0- 0	0- 1	AWAY	0- 0	1- 3	2- 2			
0- 0	0- 0	0- 0	NEUTRAL	0- 0	0- 0	0- 0			

RPI S	Opponent	Score	RPI S	Opponent	Score	RPI S	Opponent	Score	RPI S	Opponent	Score	Team's RPI: 198
50	A Bucknell	43 68	50	H Bucknell	57 60	72	H Villanova	76 54	102	A Colgate	62 63	
						86	H Minnesota	53 70	102	H Colgate	63 61	
						87	A Ohio	69 81	121	A Holy Cross	59 72	
									121	H Holy Cross	58 73	
									129	N Buffalo	55 73	
									130	A Boston U.	44 59	
									130	H Boston U.	55 54	
									137	A Lehigh	64 56	
									137	H Lehigh	63 64	
									141	H George Washington	66 53	
									161	A Lafayette	48 55	
									161	H Lafayette	52 67	
									173	H High Point	56 48	
									183	A Towson	60 63	
									191	A Radford	59 55	
									231	A Saint Joseph's	51 72	
									245	A George Mason	55 73	
									266	A Loyola Maryland	47 56	
									266	H Loyola Maryland	63 44	
									279	A Army West Point	67 62	
									279	H Army West Point	73 57	
									318	A Navy	48 40	
LAST 10 Division I												
121	H Holy Cross	58 73	266	A Loyola Maryland	47 56							
161	A Lafayette	48 55	279	A Army West Point	67 62							
130	H Boston U.	55 54	161	H Lafayette	52 67							
318	A Navy	48 40	137	A Lehigh	64 56							
50	H Bucknell	57 60	102	A Colgate	62 63							

Non-Div I Games:

American

■ Loss,
 ■ Non-Conf,
 ■ S Site,
 ■ H Home
 ■ A Away
 N Neutral

Appalachian St.

Through Games Of March 2, 2020

Average RPI Win:	295	WON-LOST	WINNING	LAST 10	STRENGTH OF	OPP. STRENGTH	TEAM	ADJ.	CONF.	ADJ CONF.
Average RPI Loss:	143	RECORD	PCT. RANK	GAMES	SCHEDULE	OF SCHEDULE	RPI	RPI	RPI	RPI
DIV. I ONLY	10- 18	266	6-4	168	244	247	247	21	21	
DIV. I NON-CONF.	3- 8	268	0	122	252	229	229	20	20	
TOTALS	RPI 1-25	RPI 26-50	W-L RECORDS	RPI 51-100	RPI 101-150	RPI 150+				
10- 18	0- 1	0- 3	OVERALL	0- 2	0- 4	10- 8				
6- 6	0- 0	0- 1	HOME	0- 1	0- 1	6- 3				
3- 11	0- 1	0- 2	AWAY	0- 1	0- 2	3- 5				
1- 1	0- 0	0- 0	NEUTRAL	0- 0	0- 1	1- 0				
3- 8	0- 1	0- 1	NON-CONFERENCE	0- 1	0- 2	3- 3				
1- 2	0- 0	0- 0	HOME	0- 0	0- 0	1- 2				
1- 5	0- 1	0- 1	AWAY	0- 1	0- 1	1- 1				
1- 1	0- 0	0- 0	NEUTRAL	0- 0	0- 1	1- 0				
7- 10	0- 0	0- 2	CONFERENCE	0- 1	0- 2	7- 5				
5- 4	0- 0	0- 1	HOME	0- 1	0- 1	5- 1				
2- 6	0- 0	0- 1	AWAY	0- 0	0- 1	2- 4				
0- 0	0- 0	0- 0	NEUTRAL	0- 0	0- 0	0- 0				

RPI 1-25				RPI 26-50				RPI 51-100				RPI 101+ Team's RPI: 247			
RPI	S	Opponent	Score	RPI	S	Opponent	Score	RPI	S	Opponent	Score	RPI	S	Opponent	Score
1	A	South Carolina	50 92	38	A	Michigan	35 62	83	H	Coastal Caro.	53 80	105	A	UT Arlington	44 63
				43	A	Troy	55 84	96	A	VCU	38 66	105	H	UT Arlington	60 82
				43	H	Troy	61 81					106	N	Bethune-Cookman	44 61
												136	A	UNC Greensboro	47 54
												178	A	Elon	66 67
												180	H	Gardner-Webb	56 67
												185	H	Louisiana	51 57
												202	A	Little Rock	63 68
												238	A	South Alabama	66 81
												238	H	South Alabama	71 59
												252	A	Texas St.	59 47
												252	H	Texas St.	73 65
												254	A	Arkansas St.	58 76
												270	A	Wofford	54 51
												289	H	ETSU	61 67
												300	A	Ga. Southern	70 78
												300	H	Ga. Southern	83 75
												313	A	Georgia St.	64 59
												313	H	Georgia St.	65 37
												329	H	Mercer	77 68
												337	N	Canisius	74 57
												348	H	La.-Monroe	68 49
LAST 10 Division I															
				348	H	La.-Monroe	68 49					238	H	South Alabama	71 59
				185	H	Louisiana	51 57					252	A	Texas St.	59 47
				300	A	Ga. Southern	70 78					105	A	UT Arlington	44 63
				313	A	Georgia St.	64 59					300	H	Ga. Southern	83 75
				43	H	Troy	61 81					313	H	Georgia St.	65 37

Non-Div I Games:

Appalachian St.

■ Loss,
 ■ Non-Conf, S Site,
 ■ Home
 ■ Away
 N Neutral

Arizona

Through Games Of March 2, 2020

Average RPI Win:	153	WON-LOST	WINNING	LAST 10	STRENGTH OF	OPP. STRENGTH	TEAM	ADJ.	CONF.	ADJ CONF.
Average RPI Loss:	41	RECORD	PCT. RANK	GAMES	SCHEDULE	OF SCHEDULE	RPI	RPI	RPI	RPI
DIV. I ONLY	23- 6	27	7-3	73	39	27	27	1	1	
DIV. I NON-CONF.	11- 0	1	0	329	292	79	79	1	1	
TOTALS	RPI 1-25	RPI 26-50	W-L RECORDS	RPI 51-100	RPI 101-150	RPI 150+				
23- 6	3- 4	3- 0	OVERALL	2- 1	5- 1	10- 0				
13- 3	2- 2	1- 0	HOME	1- 0	2- 1	7- 0				
10- 3	1- 2	2- 0	AWAY	1- 1	3- 0	3- 0				
0- 0	0- 0	0- 0	NEUTRAL	0- 0	0- 0	0- 0				
11- 0	0- 0	1- 0	NON-CONFERENCE	0- 0	0- 0	10- 0				
7- 0	0- 0	0- 0	HOME	0- 0	0- 0	7- 0				
4- 0	0- 0	1- 0	AWAY	0- 0	0- 0	3- 0				
0- 0	0- 0	0- 0	NEUTRAL	0- 0	0- 0	0- 0				
12- 6	3- 4	2- 0	CONFERENCE	2- 1	5- 1	0- 0				
6- 3	2- 2	1- 0	HOME	1- 0	2- 1	0- 0				
6- 3	1- 2	1- 0	AWAY	1- 1	3- 0	0- 0				
0- 0	0- 0	0- 0	NEUTRAL	0- 0	0- 0	0- 0				

RPI	S	Opponent	Score	RPI	S	Opponent	Score	RPI	S	Opponent	Score	RPI	S	Opponent	Score
2	A	Oregon	52 85	30	A	Arizona St.	58 53	80	A	Colorado	38 50	107	A	Washington St.	74 67
2	H	Oregon	64 71	30	H	Arizona St.	59 53	84	A	Southern California	65 57	107	H	Washington St.	72 57
8	H	Stanford	73 72	44	A	Texas	83 58	84	H	Southern California	73 57	115	A	Utah	85 69
13	A	UCLA	58 70									125	A	Washington	66 58
13	H	UCLA	92 66									125	H	Washington	64 53
18	A	Oregon St.	65 58									131	H	California	54 55
18	H	Oregon St.	61 63									160	A	Montana	77 42
												195	H	Santa Clara	65 52
												214	A	UTEP	54 43
												220	H	North Dakota	74 42
												264	H	UC Santa Barbara	61 42
												295	H	Prairie View	83 48
												297	H	Monmouth	86 34
												304	H	UC Riverside	70 27
												333	H	Tennessee St.	77 42
												349	A	Chicago St.	82 50
LAST 10 Division I															
131	H	California	54 55	125	H	Washington	64 53								
8	H	Stanford	73 72	18	A	Oregon St.	65 58								
80	A	Colorado	38 50	2	A	Oregon	52 85								
115	A	Utah	85 69	84	H	Southern California	73 57								
107	H	Washington St.	72 57	13	H	UCLA	92 66								

Non-Div I Games:

Arizona

Loss, Non-Conf, S Site, H Home A Away N Neutral

Arizona St.

Through Games Of March 2, 2020

Average RPI Win:	138	WON-LOST	WINNING	LAST 10	STRENGTH OF	OPP. STRENGTH	TEAM	ADJ.	CONF.	ADJ CONF.
Average RPI Loss:	36	RECORD	PCT. RANK	GAMES	SCHEDULE	OF SCHEDULE	RPI	RPI	RPI	RPI
DIV. I ONLY	20- 10	75	5-5	24	14	30	30	1	1	
DIV. I NON-CONF.	10- 2	29	0	172	111	55	55	1	1	
TOTALS	RPI 1-25	RPI 26-50	W-L RECORDS	RPI 51-100	RPI 101-150	RPI 150+				
20- 10	2- 5	2- 3	OVERALL	4- 1	5- 1	7- 0				
13- 3	2- 2	1- 1	HOME	2- 0	3- 0	5- 0				
5- 6	0- 3	0- 1	AWAY	2- 1	2- 1	1- 0				
2- 1	0- 0	1- 1	NEUTRAL	0- 0	0- 0	1- 0				
10- 2	0- 0	2- 1	NON-CONFERENCE	1- 1	0- 0	7- 0				
7- 0	0- 0	1- 0	HOME	1- 0	0- 0	5- 0				
1- 1	0- 0	0- 0	AWAY	0- 1	0- 0	1- 0				
2- 1	0- 0	1- 1	NEUTRAL	0- 0	0- 0	1- 0				
10- 8	2- 5	0- 2	CONFERENCE	3- 0	5- 1	0- 0				
6- 3	2- 2	0- 1	HOME	1- 0	3- 0	0- 0				
4- 5	0- 3	0- 1	AWAY	2- 0	2- 1	0- 0				
0- 0	0- 0	0- 0	NEUTRAL	0- 0	0- 0	0- 0				

RPI 1-25				RPI 26-50				Team's RPI: 30				RPI 51-100				RPI 101+			
RPI	S	Opponent	Score	RPI	S	Opponent	Score	RPI	S	Opponent	Score	RPI	S	Opponent	Score	RPI	S	Opponent	Score
2	A	Oregon	48 79	27	A	Arizona	53 59	80	A	Colorado	65 59	107	A	Washington St.	65 56				
2	H	Oregon	72 66	27	H	Arizona	53 58	82	H	BYU	60 52	107	H	Washington St.	62 59				
8	H	Stanford	44 55	45	H	Creighton	70 55	84	A	Southern California	63 54	115	A	Utah	71 75				
13	A	UCLA	66 68	46	N	Purdue	52 59	84	H	Southern California	76 75	125	A	Washington	67 50				
13	H	UCLA	61 70	49	N	Middle Tenn.	61 60	86	A	Minnesota	66 80	125	H	Washington	72 68				
18	A	Oregon St.	62 64									131	H	California	77 54				
18	H	Oregon St.	55 47									159	H	Idaho St.	74 69				
												172	N	Maine	57 31				
												226	H	New Mexico	84 47				
												269	H	Air Force	87 56				
												279	H	Army West Point	83 51				
												310	H	Cal Poly	66 41				
												312	A	New Mexico St.	70 47				
LAST 10 Division I																			
8	H	Stanford	44 55	107	H	Washington St.	62 59												
131	H	California	77 54	2	A	Oregon	48 79												
115	A	Utah	71 75	18	A	Oregon St.	62 64												
80	A	Colorado	65 59	13	H	UCLA	61 70												
125	H	Washington	72 68	84	H	Southern California	76 75												

Non-Div I Games:

Arizona St.

Loss, Non-Conf, S Site, H Home A Away N Neutral

Ark.-Pine Bluff

Through Games Of March 2, 2020

Average RPI Win:	332	WON-LOST	WINNING	LAST 10	STRENGTH OF	OPP. STRENGTH	TEAM	ADJ.	CONF.	ADJ CONF.
Average RPI Loss:	195	RECORD	PCT. RANK	GAMES	SCHEDULE	OF SCHEDULE	RPI	RPI	RPI	RPI
DIV. I ONLY	5- 21	320	3-7	309	338	327	327	32	32	
DIV. I NON-CONF.	0- 9	338	0	130	79	321	321	31	31	
TOTALS	RPI 1-25	RPI 26-50	W-L RECORDS	RPI 51-100	RPI 101-150	RPI 150+				
5- 21	0- 0	0- 0	OVERALL	0- 3	0- 4	5- 14				
2- 6	0- 0	0- 0	HOME	0- 0	0- 1	2- 5				
3- 15	0- 0	0- 0	AWAY	0- 3	0- 3	3- 9				
0- 0	0- 0	0- 0	NEUTRAL	0- 0	0- 0	0- 0				
0- 9	0- 0	0- 0	NON-CONFERENCE	0- 3	0- 2	0- 4				
0- 0	0- 0	0- 0	HOME	0- 0	0- 0	0- 0				
0- 9	0- 0	0- 0	AWAY	0- 3	0- 2	0- 4				
0- 0	0- 0	0- 0	NEUTRAL	0- 0	0- 0	0- 0				
5- 12	0- 0	0- 0	CONFERENCE	0- 0	0- 2	5- 10				
2- 6	0- 0	0- 0	HOME	0- 0	0- 1	2- 5				
3- 6	0- 0	0- 0	AWAY	0- 0	0- 1	3- 5				
0- 0	0- 0	0- 0	NEUTRAL	0- 0	0- 0	0- 0				

RPI 1-25			RPI 26-50			RPI 51-100			RPI 101+			Team's RPI: 327
RPI	S	Opponent	Score	RPI	S	Opponent	Score	RPI	S	Opponent	Score	
						52 A Iowa St.	40 90	107 A Washington St.		56 85		
						59 A Tennessee	51 92	126 A Texas Tech		55 81		
						83 A Coastal Caro.	69 76	135 A Texas Southern		77 78		
								135 H Texas Southern		46 77		
								158 A Jackson St.		47 68		
								158 H Jackson St.		44 56		
								171 A Wichita St.		50 100		
								192 A Illinois		50 65		
								222 A Milwaukee		55 69		
								241 A Alabama A&M		55 74		
								241 H Alabama A&M		52 65		
								253 A Southern U.		61 85		
								253 H Southern U.		43 70		
								254 A Arkansas St.		60 81		
								295 A Prairie View		51 61		
								295 H Prairie View		69 54		
								320 A Alabama St.		73 62		
								320 H Alabama St.		65 68		
								324 A Alcorn		54 57		
								324 H Alcorn		75 77		
								347 A Grambling		82 64		
								347 H Grambling		84 79		
								351 A Mississippi Val.		80 77		
LAST 10 Division I												
						158 A Jackson St.	47 68	253 A Southern U.		61 85		
						347 A Grambling	82 64	320 H Alabama St.		65 68		
						135 H Texas Southern	46 77	241 H Alabama A&M		52 65		
						295 H Prairie View	69 54	158 H Jackson St.		44 56		
						324 A Alcorn	54 57	347 H Grambling		84 79		

Non-Div I Games: Philander Smith 66 54

Ark.-Pine Bluff

■ Loss,
 ■ Non-Conf,
 ■ S Site,
 ■ Home
 ■ A Away
 N Neutral

Arkansas

Through Games Of March 2, 2020

Through Games of March 17, 2010									
Average RPI Win: 144	WON-LOST	WINNING	LAST 10	STRENGTH OF	OPP. STRENGTH	TEAM	ADJ.	CONF.	ADJ CONF.
Average RPI Loss: 52	RECORD	PCT. RANK	GAMES	SCHEDULE	OF SCHEDULE	RPI	RPI	RPI	RPI
DIV. I ONLY	22- 7	36	7-3	63	48	35	35	4	4
DIV. I NON-CONF.	12- 1	10	0	178	138	36	36	5	5

TOTALS	RPI 1-25	RPI 26-50	W-L RECORDS	RPI 51-100	RPI 101-150	RPI 150+			
22- 7	1- 4	2- 0	OVERALL	6- 1	4- 2	9- 0			
15- 3	1- 2	2- 0	HOME	4- 1	1- 0	7- 0			
5- 4	0- 2	0- 0	AWAY	1- 0	2- 2	2- 0			
2- 0	0- 0	0- 0	NEUTRAL	1- 0	1- 0	0- 0			
12- 1	0- 0	1- 0	NON-CONFERENCE	4- 0	1- 1	6- 0			
10- 0	0- 0	1- 0	HOME	3- 0	0- 0	6- 0			
0- 1	0- 0	0- 0	AWAY	0- 0	0- 1	0- 0			
2- 0	0- 0	0- 0	NEUTRAL	1- 0	1- 0	0- 0			
10- 6	1- 4	1- 0	CONFERENCE	2- 1	3- 1	3- 0			
5- 3	1- 2	1- 0	HOME	1- 1	1- 0	1- 0			
5- 3	0- 2	0- 0	AWAY	1- 0	2- 1	2- 0			
0- 0	0- 0	0- 0	NEUTRAL	0- 0	0- 0	0- 0			

RPI	S	Opponent	Score	RPI	S	Opponent	Score	RPI	S	Opponent	Score	RPI	S	Opponent	Score
1	A	South Carolina	82 91	33	H	LSU	75 71	56	H	Belmont	91 60	110	A	Vanderbilt	100 66
1	H	South Carolina	65 86	47	H	UT Martin	96 46	58	A	Alabama	66 48	114	A	Auburn	86 70
14	A	Mississippi St.	83 92					59	H	Tennessee	83 75	131	A	California	80 84
17	H	Texas A&M	77 84					70	H	Georgia	55 64	133	A	Florida	80 83
25	H	Kentucky	103 85					81	H	Stony Brook	88 58	133	H	Florida	79 57
								85	H	Kansas St.	81 72	145	N	Wisconsin	68 64
								89	N	Fordham	71 59	167	A	Missouri	85 81
												167	H	Missouri	90 73
												169	H	New Orleans	82 52
												202	H	Little Rock	86 53
												217	H	Oral Roberts	96 64
												242	H	Tulsa	91 41
												285	A	Ole Miss	108 64
												336	H	Northwestern St.	99 39
												345	H	McNeese	101 58
LAST 10 Division I															
33	H	LSU	75 71	25	H	Kentucky	103 85								
14	A	Mississippi St.	83 92	1	H	South Carolina	65 86								
133	A	Florida	80 83	167	A	Missouri	85 81								
59	H	Tennessee	83 75	58	A	Alabama	66 48								
285	A	Ole Miss	108 64	133	H	Florida	79 57								

Non-Div I Games:

Arkansas

■ Loss,
 ■ Non-Conf,
 ■ S Site,
 ■ H Home
 ■ A Away
 N Neutral

Average RPI Win:	257	WON-LOST	WINNING	LAST 10	STRENGTH OF	OPP. STRENGTH	TEAM	ADJ.	CONF.	ADJ CONF.
Average RPI Loss:	175	RECORD	PCT. RANK	GAMES	SCHEDULE	OF SCHEDULE	RPI	RPI	RPI	RPI
DIV. I ONLY	9- 17	270	3-7	200	258	254	254	21	21	
DIV. I NON-CONF.	2- 8	295	0	106	293	251	251	20	20	
TOTALS	RPI 1-25	RPI 26-50	W-L RECORDS	RPI 51-100	RPI 101-150	RPI 150+				
9- 17	0- 2	0- 1	OVERALL	1- 0	0- 3	8- 11				
6- 3	0- 0	0- 0	HOME	1- 0	0- 2	5- 1				
3- 13	0- 2	0- 1	AWAY	0- 0	0- 1	3- 9				
0- 1	0- 0	0- 0	NEUTRAL	0- 0	0- 0	0- 1				
2- 8	0- 2	0- 0	NON-CONFERENCE	0- 0	0- 1	2- 5				
1- 1	0- 0	0- 0	HOME	0- 0	0- 1	1- 0				
1- 6	0- 2	0- 0	AWAY	0- 0	0- 0	1- 4				
0- 1	0- 0	0- 0	NEUTRAL	0- 0	0- 0	0- 1				
7- 9	0- 0	0- 1	CONFERENCE	1- 0	0- 2	6- 6				
5- 2	0- 0	0- 0	HOME	1- 0	0- 1	4- 1				
2- 7	0- 0	0- 1	AWAY	0- 0	0- 1	2- 5				
0- 0	0- 0	0- 0	NEUTRAL	0- 0	0- 0	0- 0				

RPI 1-25				RPI 26-50				RPI 51-100				RPI 101+ Team's RPI: 254			
RPI	S	Opponent	Score	RPI	S	Opponent	Score	RPI	S	Opponent	Score	RPI	S	Opponent	Score
4	A	Baylor	43 111	43	A	Troy	64 79	83	H	Coastal Caro.	63 61	105	A	UT Arlington	44 71
20	A	DePaul	64 109									105	H	UT Arlington	62 89
												112	H	Southeast Mo. St.	67 79
												155	N	N.C. A&T	50 55
												185	A	Louisiana	43 83
												200	A	Memphis	50 78
												202	A	Little Rock	58 67
												202	H	Little Rock	72 54
												233	A	Murray St.	62 77
												238	A	South Alabama	71 87
												239	A	San Diego St.	71 62
												242	A	Tulsa	77 79
												247	H	Appalachian St.	76 58
												252	A	Texas St.	56 53
												252	H	Texas St.	69 83
												272	A	Louisiana Tech	54 67
												300	A	Ga. Southern	67 80
												300	H	Ga. Southern	69 62
												313	A	Georgia St.	56 67
												313	H	Georgia St.	70 68
												327	H	Ark.-Pine Bluff	81 60
												348	A	La.-Monroe	54 53
LAST 10 Division I															
202	H	Little Rock	72 54	300	A	Ga. Southern	67 80								
43	A	Troy	64 79	313	A	Georgia St.	56 67								
238	A	South Alabama	71 87	348	A	La.-Monroe	54 53								
252	H	Texas St.	69 83	83	H	Coastal Caro.	63 61								
105	H	UT Arlington	62 89	185	A	Louisiana	43 83								

Non-Div I Games: Central Baptist 88 63

Arkansas St.

■ Loss,
 ■ Non-Conf,
 ■ S Site,
 ■ Home
 ■ Away
 N Neutral

Army West Point

Through Games Of March 2, 2020

Average RPI Win:	257	WON-LOST	WINNING	LAST 10	STRENGTH OF	OPP. STRENGTH	TEAM	ADJ.	CONF.	ADJ CONF.
Average RPI Loss:	143	RECORD	PCT. RANK	GAMES	SCHEDULE	OF SCHEDULE	RPI	RPI	RPI	RPI
DIV. I ONLY	8- 20	294	3-7	158	198	279	279	15	15	
DIV. I NON-CONF.	4- 7	225	0	181	282	231	231	15	15	
TOTALS	RPI 1-25	RPI 26-50	W-L RECORDS	RPI 51-100	RPI 101-150	RPI 150+				
8- 20	0- 1	0- 3	OVERALL	0- 1	2- 7	6- 8				
6- 8	0- 1	0- 1	HOME	0- 0	2- 4	4- 2				
2- 12	0- 0	0- 2	AWAY	0- 1	0- 3	2- 6				
0- 0	0- 0	0- 0	NEUTRAL	0- 0	0- 0	0- 0				
4- 7	0- 1	0- 1	NON-CONFERENCE	0- 1	0- 2	4- 2				
2- 3	0- 1	0- 0	HOME	0- 0	0- 2	2- 0				
2- 4	0- 0	0- 1	AWAY	0- 1	0- 0	2- 2				
0- 0	0- 0	0- 0	NEUTRAL	0- 0	0- 0	0- 0				
4- 13	0- 0	0- 2	CONFERENCE	0- 0	2- 5	2- 6				
4- 5	0- 0	0- 1	HOME	0- 0	2- 2	2- 2				
0- 8	0- 0	0- 1	AWAY	0- 0	0- 3	0- 4				
0- 0	0- 0	0- 0	NEUTRAL	0- 0	0- 0	0- 0				

RPI 1-25				RPI 26-50				RPI 51-100				RPI 101+ Team's RPI: 279			
RPI	S	Opponent	Score	RPI	S	Opponent	Score	RPI	S	Opponent	Score	RPI	S	Opponent	Score
19	H	TCU	52 66	30	A	Arizona St.	51 83	63	A	St. John's (NY)	60 96	102	A	Colgate	93 100
				50	A	Bucknell	46 77					102	H	Colgate	81 67
				50	H	Bucknell	52 63					108	H	William & Mary	65 77
												109	H	Columbia	62 71
												121	A	Holy Cross	61 64
												121	H	Holy Cross	61 48
												130	H	Boston U.	66 72
												137	A	Lehigh	72 89
												137	H	Lehigh	65 94
												161	A	Lafayette	58 67
												161	H	Lafayette	52 57
												186	A	Manhattan	56 86
												198	A	American	57 73
												198	H	American	62 67
												266	A	Loyola Maryland	59 68
												266	H	Loyola Maryland	75 55
												269	A	Air Force	68 66
												314	A	St. Francis Brooklyn	64 70
												317	A	Fairleigh Dickinson	70 68
												318	A	Navy	45 57
												318	H	Navy	62 52
												326	H	Bryant	81 75
												335	H	LIU Brooklyn	67 60
LAST 10 Division I															
102	H	Colgate	81 67	161	A	Lafayette	58 67								
121	A	Holy Cross	61 64	198	H	American	62 67								
318	H	Navy	62 52	137	H	Lehigh	65 94								
266	H	Loyola Maryland	75 55	50	A	Bucknell	46 77								
137	A	Lehigh	72 89	318	A	Navy	45 57								

Non-Div I Games:

Army West Point

Loss, Non-Conf, S Site, H Home A Away N Neutral

Average RPI Win:	172	WON-LOST	WINNING	LAST 10	STRENGTH OF	OPP. STRENGTH	TEAM	ADJ.	CONF.	ADJ CONF.
Average RPI Loss:	49	RECORD	PCT. RANK	GAMES	SCHEDULE	OF SCHEDULE	RPI	RPI	RPI	RPI
DIV. I ONLY	10- 17	252	3-7	7	44	114	114	4	4	
DIV. I NON-CONF.	6- 5	151	0	17	128	69	69	5	5	
TOTALS	RPI 1-25	RPI 26-50	W-L RECORDS	RPI 51-100	RPI 101-150	RPI 150+				
10- 17	0- 7	2- 3	OVERALL	0- 4	2- 3	6- 0				
7- 6	0- 2	1- 1	HOME	0- 2	2- 1	4- 0				
2- 9	0- 5	0- 0	AWAY	0- 2	0- 2	2- 0				
1- 2	0- 0	1- 2	NEUTRAL	0- 0	0- 0	0- 0				
6- 5	0- 2	1- 2	NON-CONFERENCE	0- 0	1- 1	4- 0				
4- 1	0- 1	0- 0	HOME	0- 0	1- 0	3- 0				
1- 2	0- 1	0- 0	AWAY	0- 0	0- 1	1- 0				
1- 2	0- 0	1- 2	NEUTRAL	0- 0	0- 0	0- 0				
4- 12	0- 5	1- 1	CONFERENCE	0- 4	1- 2	2- 0				
3- 5	0- 1	1- 1	HOME	0- 2	1- 1	1- 0				
1- 7	0- 4	0- 0	AWAY	0- 2	0- 1	1- 0				
0- 0	0- 0	0- 0	NEUTRAL	0- 0	0- 0	0- 0				

RPI	S	Opponent	Score	RPI	S	Opponent	Score	RPI	S	Opponent	Score	RPI	S	Opponent	Score	Team's RPI: 114
1	A	South Carolina	53 79	26	N	Drake	82 83	58	A	Alabama	64 68	106	H	Bethune-Cookman	74 56	
14	A	Mississippi St.	73 78	33	H	LSU	65 60	58	H	Alabama	48 75	110	A	Vanderbilt	55 77	
14	H	Mississippi St.	85 92	35	H	Arkansas	70 86	59	H	Tennessee	55 56	110	H	Vanderbilt	70 62	
17	A	Texas A&M	54 84	48	N	Dayton	76 74	70	A	Georgia	50 61	124	A	UAB	75 80	
19	A	TCU	65 80	49	N	Middle Tenn.	50 73					133	H	Florida	63 83	
23	H	Old Dominion	77 89									167	A	Missouri	95 82	
25	A	Kentucky	61 68									231	H	Saint Joseph's	66 62	
												236	H	Jacksonville St.	62 53	
												238	A	South Alabama	82 62	
												270	H	Wofford	84 82	
												285	H	Ole Miss	59 43	
LAST 10 Division I																
59	H	Tennessee	55 56	1	A	South Carolina	53 79									
167	A	Missouri	95 82	58	A	Alabama	64 68									
17	A	Texas A&M	54 84	110	H	Vanderbilt	70 62									
14	H	Mississippi St.	85 92	14	A	Mississippi St.	73 78									
33	H	LSU	65 60	25	A	Kentucky	61 68									

Non-Div I Games:

Auburn

Average RPI Win:	266	WON-LOST	WINNING	LAST 10	STRENGTH OF	OPP. STRENGTH	TEAM	ADJ.	CONF.	ADJ CONF.
Average RPI Loss:	116	RECORD	PCT. RANK	GAMES	SCHEDULE	OF SCHEDULE	RPI	RPI	RPI	RPI
DIV. I ONLY	16- 11	118	7-3	275	253	168	168	20	20	
DIV. I NON-CONF.	7- 2	53	0	304	243	96	96	23	23	
TOTALS	RPI 1-25	RPI 26-50	W-L RECORDS	RPI 51-100	RPI 101-150	RPI 150+				
16- 11	0- 1	0- 2	OVERALL	1- 2	0- 2	15- 4				
7- 4	0- 0	0- 1	HOME	1- 1	0- 1	6- 1				
8- 7	0- 1	0- 1	AWAY	0- 1	0- 1	8- 3				
1- 0	0- 0	0- 0	NEUTRAL	0- 0	0- 0	1- 0				
7- 2	0- 1	0- 0	NON-CONFERENCE	1- 0	0- 0	6- 1				
2- 0	0- 0	0- 0	HOME	1- 0	0- 0	1- 0				
4- 2	0- 1	0- 0	AWAY	0- 0	0- 0	4- 1				
1- 0	0- 0	0- 0	NEUTRAL	0- 0	0- 0	1- 0				
9- 9	0- 0	0- 2	CONFERENCE	0- 2	0- 2	9- 3				
5- 4	0- 0	0- 1	HOME	0- 1	0- 1	5- 1				
4- 5	0- 0	0- 1	AWAY	0- 1	0- 1	4- 2				
0- 0	0- 0	0- 0	NEUTRAL	0- 0	0- 0	0- 0				

RPI 1-25				RPI 26-50				RPI 51-100				RPI 101+ Team's RPI: 168			
RPI	S	Opponent	Score	RPI	S	Opponent	Score	RPI	S	Opponent	Score	RPI	S	Opponent	Score
25	A	Kentucky	52 81	47	A	UT Martin	61 65	56	A	Belmont	46 69	112	A	Southeast Mo. St.	43 81
				47	H	UT Martin	61 69	56	H	Belmont	52 53	112	H	Southeast Mo. St.	66 79
								61	H	Illinois St.	77 72	164	N	Binghamton	80 63
												192	A	Illinois	62 76
												193	A	Chattanooga	50 49
												208	A	Eastern Ill.	72 73
												208	H	Eastern Ill.	47 76
												210	A	Tennessee Tech	49 58
												233	A	Murray St.	88 60
												233	H	Murray St.	69 61
												236	A	Jacksonville St.	63 57
												241	A	Alabama A&M	67 61
												281	H	Morehead St.	70 65
												286	H	Eastern Ky.	69 53
												301	A	FIU	58 56
												331	H	Evansville	80 64
												333	A	Tennessee St.	87 55
												333	H	Tennessee St.	76 58
												338	A	SIUE	79 62
												338	H	SIUE	74 61
												351	A	Mississippi Val.	100 82
LAST 10 Division I															
233	A	Murray St.	88 60	233	H	Murray St.	69 61								
281	H	Morehead St.	70 65	56	A	Belmont	46 69								
208	A	Eastern Ill.	72 73	333	A	Tennessee St.	87 55								
338	A	SIUE	79 62	208	H	Eastern Ill.	47 76								
286	H	Eastern Ky.	69 53	338	H	SIUE	74 61								

Non-Div I Games: Christian Bros. 82 62 Ky. Wesleyan 103 70

Austin Peay

Loss, Non-Conf, S Site, H Home A Away N Neutral

Average RPI Win:	192	WON-LOST	WINNING	LAST 10	STRENGTH OF	OPP. STRENGTH	TEAM	ADJ.	CONF.	ADJ CONF.
Average RPI Loss:	84	RECORD	PCT. RANK	GAMES	SCHEDULE	OF SCHEDULE	RPI	RPI	RPI	RPI
DIV. I ONLY	17- 10	92	7-3	100	89	82	82	11	11	
DIV. I NON-CONF.	4- 5	195	0	87	31	125	125	11	11	
TOTALS	RPI 1-25	RPI 26-50	W-L RECORDS	RPI 51-100	RPI 101-150	RPI 150+				
17- 10	0- 3	0- 1	OVERALL	1- 1	5- 4	11- 1				
9- 3	0- 1	0- 0	HOME	0- 0	2- 2	7- 0				
7- 6	0- 1	0- 1	AWAY	1- 1	2- 2	4- 1				
1- 1	0- 1	0- 0	NEUTRAL	0- 0	1- 0	0- 0				
4- 5	0- 1	0- 1	NON-CONFERENCE	1- 1	1- 2	2- 0				
2- 1	0- 0	0- 0	HOME	0- 0	0- 1	2- 0				
1- 3	0- 0	0- 1	AWAY	1- 1	0- 1	0- 0				
1- 1	0- 1	0- 0	NEUTRAL	0- 0	1- 0	0- 0				
13- 5	0- 2	0- 0	CONFERENCE	0- 0	4- 2	9- 1				
7- 2	0- 1	0- 0	HOME	0- 0	2- 1	5- 0				
6- 3	0- 1	0- 0	AWAY	0- 0	2- 1	4- 1				
0- 0	0- 0	0- 0	NEUTRAL	0- 0	0- 0	0- 0				

RPI 1-25				RPI 26-50				RPI 51-100 Team's RPI: 82				RPI 101+			
RPI	S	Opponent	Score	RPI	S	Opponent	Score	RPI	S	Opponent	Score	RPI	S	Opponent	Score
9	A	Gonzaga	44 59	30	A	Arizona St.	52 60	68	A	Fresno St.	71 65	107	A	Washington St.	50 67
9	H	Gonzaga	43 55					95	A	Boise St.	55 66	113	A	San Diego	45 51
18	N	Oregon St.	34 65									113	H	San Diego	52 36
												115	H	Utah	73 77
												134	A	Pacific	76 66
												134	H	Pacific	65 54
												140	A	Portland	66 54
												140	H	Portland	48 57
												147	N	San Jose St.	75 56
												195	A	Santa Clara	60 51
												195	H	Santa Clara	71 48
												196	A	Pepperdine	65 47
												196	H	Pepperdine	66 64
												197	A	Saint Mary's (CA)	65 55
												197	H	Saint Mary's (CA)	60 39
												204	A	San Francisco	58 60
												204	H	San Francisco	57 44
												278	H	Utah St.	67 50
												288	A	LMU (CA)	59 44
												288	H	LMU (CA)	57 42
												296	H	Utah Valley	71 57
LAST 10 Division I															
288	H	LMU (CA)	57 42	197	H	Saint Mary's (CA)	60 39								
196	H	Pepperdine	66 64	113	A	San Diego	45 51								
204	A	San Francisco	58 60	9	A	Gonzaga	44 59								
195	A	Santa Clara	60 51	140	A	Portland	66 54								
134	H	Pacific	65 54	195	H	Santa Clara	71 48								

Non-Div I Games: Tex. A&M-Kingsville90 38

BYU

Loss, Non-Conf, S Site, H Home A Away N Neutral

Average RPI Win:	179	WON-LOST	WINNING	LAST 10	STRENGTH OF	OPP. STRENGTH	TEAM	ADJ.	CONF.	ADJ CONF.
Average RPI Loss:	88	RECORD	PCT. RANK	GAMES	SCHEDULE	OF SCHEDULE	RPI	RPI	RPI	RPI
DIV. I ONLY	19- 8	59	8-2	127	101	60	60	10	10	
DIV. I NON-CONF.	7- 4	100	0	241	97	126	126	10	10	
TOTALS	RPI 1-25	RPI 26-50	W-L RECORDS	RPI 51-100	RPI 101-150	RPI 150+				
19- 8	1- 1	0- 1	OVERALL	2- 4	4- 1	12- 1				
11- 1	1- 0	0- 1	HOME	2- 0	2- 0	6- 0				
5- 6	0- 1	0- 0	AWAY	0- 4	1- 0	4- 1				
3- 1	0- 0	0- 0	NEUTRAL	0- 0	1- 1	2- 0				
7- 4	0- 0	0- 1	NON-CONFERENCE	1- 2	1- 1	5- 0				
2- 1	0- 0	0- 1	HOME	1- 0	0- 0	1- 0				
2- 2	0- 0	0- 0	AWAY	0- 2	0- 0	2- 0				
3- 1	0- 0	0- 0	NEUTRAL	0- 0	1- 1	2- 0				
12- 4	1- 1	0- 0	CONFERENCE	1- 2	3- 0	7- 1				
9- 0	1- 0	0- 0	HOME	1- 0	2- 0	5- 0				
3- 4	0- 1	0- 0	AWAY	0- 2	1- 0	2- 1				
0- 0	0- 0	0- 0	NEUTRAL	0- 0	0- 0	0- 0				

RPI 1-25				RPI 26-50				RPI 51-100 Team's RPI: 60				RPI 101+			
RPI	S	Opponent	Score	RPI	S	Opponent	Score	RPI	S	Opponent	Score	RPI	S	Opponent	Score
16	A	Central Mich.	39 66	31	H	Western Ky.	86 91	74	A	IUPUI	48 65	129	A	Buffalo	69 58
16	H	Central Mich.	67 62					76	A	Cincinnati	56 63	129	H	Buffalo	69 65
								87	A	Ohio	71 79	137	N	Lehigh	54 52
								93	H	Butler	74 70	145	N	Wisconsin	56 67
								100	A	Kent St.	68 69	146	H	Western Mich.	68 65
								100	H	Kent St.	66 62	154	H	Akron	60 52
												175	A	Eastern Mich.	58 61
												175	H	Eastern Mich.	59 54
												181	A	Toledo	60 58
												181	H	Toledo	66 60
												184	N	Providence	52 51
												190	H	Northern Ill.	97 89
												212	H	Miami (OH)	80 63
												226	A	New Mexico	70 57
												257	A	Bowling Green	86 80
												263	H	Xavier	70 49
												288	N	LMU (CA)	77 72
												339	A	Purdue Fort Wayne	83 52
LAST 10 Division I															
16	H	Central Mich.	67 62	181	A	Toledo	60 58								
181	H	Toledo	66 60	154	H	Akron	60 52								
175	A	Eastern Mich.	58 61	146	H	Western Mich.	68 65								
190	H	Northern Ill.	97 89	100	A	Kent St.	68 69								
129	A	Buffalo	69 58	212	H	Miami (OH)	80 63								

Non-Div I Games: Urbana 84 49

Ball St.

■ Loss,
 ■ Non-Conf, S Site,
 ■ Home
 ■ Away
 N Neutral

Average RPI Win:	117	WON-LOST	WINNING	LAST 10	STRENGTH OF	OPP. STRENGTH	TEAM	ADJ.	CONF.	ADJ CONF.
Average RPI Loss:	1	RECORD	PCT. RANK	GAMES	SCHEDULE	OF SCHEDULE	RPI	RPI	RPI	RPI
DIV. I ONLY	27- 1	2	10-0	51	3	4	4	3	3	
DIV. I NON-CONF.	11- 1	13	0	195	13	40	40	3	3	
TOTALS	RPI 1-25	RPI 26-50	W-L RECORDS	RPI 51-100	RPI 101-150	RPI 150+				
27- 1	4- 1	1- 0	OVERALL	11- 0	5- 0	6- 0				
16- 0	1- 0	0- 0	HOME	7- 0	2- 0	6- 0				
9- 0	2- 0	1- 0	AWAY	4- 0	2- 0	0- 0				
2- 1	1- 1	0- 0	NEUTRAL	0- 0	1- 0	0- 0				
11- 1	2- 1	0- 0	NON-CONFERENCE	2- 0	1- 0	6- 0				
8- 0	0- 0	0- 0	HOME	2- 0	0- 0	6- 0				
1- 0	1- 0	0- 0	AWAY	0- 0	0- 0	0- 0				
2- 1	1- 1	0- 0	NEUTRAL	0- 0	1- 0	0- 0				
16- 0	2- 0	1- 0	CONFERENCE	9- 0	4- 0	0- 0				
8- 0	1- 0	0- 0	HOME	5- 0	2- 0	0- 0				
8- 0	1- 0	1- 0	AWAY	4- 0	2- 0	0- 0				
0- 0	0- 0	0- 0	NEUTRAL	0- 0	0- 0	0- 0				

RPI	S	Opponent	Score	RPI	S	Opponent	Score	RPI	S	Opponent	Score	RPI	S	Opponent	Score
1	N	South Carolina	59 74	44	A	Texas	64 44	51	A	Oklahoma St.	69 42	107	N	Washington St.	89 66
6	A	UConn	74 58					51	H	Oklahoma St.	94 48	111	A	Kansas	90 47
15	N	Indiana	77 62					52	H	Iowa St.	83 62	111	H	Kansas	97 44
19	A	TCU	66 57					64	A	West Virginia	64 39	126	A	Texas Tech	77 62
19	H	TCU	81 62					64	H	West Virginia	91 51	126	H	Texas Tech	87 79
								67	H	South Fla.	58 46	254	H	Arkansas St.	111 43
								70	H	Georgia	72 38	261	H	Lamar University	90 28
								77	A	Oklahoma	77 56	267	H	New Hampshire	97 29
								77	H	Oklahoma	101 69	281	H	Morehead St.	94 47
								85	A	Kansas St.	54 40	321	H	Houston Baptist	112 42
								85	H	Kansas St.	83 58	347	H	Grambling	120 46
LAST 10 Division I															
85	H	Kansas St.	83 58	19	H	TCU	81 62								
64	A	West Virginia	64 39	85	A	Kansas St.	54 40								
77	H	Oklahoma	101 69	111	H	Kansas	97 44								
126	A	Texas Tech	77 62	44	A	Texas	64 44								
51	A	Oklahoma St.	69 42	52	H	Iowa St.	83 62								

Non-Div I Games:

Baylor

■ Loss,
 ■ Non-Conf, S Site,
 ■ Home
 ■ Away
 N Neutral

RPI 1-25					RPI 26-50					RPI 51-100					Team's RPI: 56		RPI 101+							
RPI	S	Opponent	Score		RPI	S	Opponent	Score		RPI	S	Opponent	Score				RPI	S	Opponent	Score				
3	N	Maryland	26	90	28	A	Marquette	51	53								112	A	Southeast Mo. St.	57	45			
					31	A	Western Ky.	46	77								168	A	Austin Peay	53	52			
					32	N	Virginia Tech	58	60								168	H	Austin Peay	69	46			
					35	A	Arkansas	60	91								177	H	Northern Ky.	62	45			
					37	H	UCF	72	37								181	A	Toledo	48	53			
					47	A	UT Martin	57	74								193	H	Chattanooga	63	50			
					49	H	Middle Tenn.	68	57								208	H	Eastern Ill.	69	45			
LAST 10 Division I																								
					333	A	Tennessee St.	84	51								333	H	Tennessee St.	70	58			
					210	H	Tennessee Tech	68	52								168	H	Austin Peay	69	46			
					286	A	Eastern Ky.	85	46								233	H	Murray St.	70	53			
					281	A	Morehead St.	63	56								236	A	Jacksonville St.	41	60			
					236	H	Jacksonville St.	61	49								210	A	Tennessee Tech	59	47			

Non-Div I Games:

Season Summary				Through Games Of March 17, 2018						
Average RPI Win:	269	WON-LOST	WINNING	LAST 10	STRENGTH OF	OPP. STRENGTH	TEAM	ADJ.	CONF.	ADJ CONF.
Average RPI Loss:	77	RECORD	PCT. RANK	GAMES	SCHEDULE	OF SCHEDULE	RPI	RPI	RPI	RPI
DIV. I ONLY	20- 5	26	10-0	301	293	106	106	29	29	
DIV. I NON-CONF.	6- 4	123	0	250	82	141	141	29	29	
TOTALS	RPI 1-25	RPI 26-50	W-L RECORDS	RPI 51-100	RPI 101-150	RPI 150+				
20- 5	0- 1	0- 1	OVERALL	0- 1	0- 1	20- 1				
8- 2	0- 1	0- 1	HOME	0- 0	0- 0	8- 0				
11- 3	0- 0	0- 0	AWAY	0- 1	0- 1	11- 1				
1- 0	0- 0	0- 0	NEUTRAL	0- 0	0- 0	1- 0				
6- 4	0- 1	0- 1	NON-CONFERENCE	0- 1	0- 1	6- 0				
1- 2	0- 1	0- 1	HOME	0- 0	0- 0	1- 0				
4- 2	0- 0	0- 0	AWAY	0- 1	0- 1	4- 0				
1- 0	0- 0	0- 0	NEUTRAL	0- 0	0- 0	1- 0				
14- 1	0- 0	0- 0	CONFERENCE	0- 0	0- 0	14- 1				
7- 0	0- 0	0- 0	HOME	0- 0	0- 0	7- 0				
7- 1	0- 0	0- 0	AWAY	0- 0	0- 0	7- 1				
0- 0	0- 0	0- 0	NEUTRAL	0- 0	0- 0	0- 0				

RPI 1-25				
RPI	S	Opponent	Score	
16	H	Central Mich.	67	92
RPI 26-50				
RPI	S	Opponent	Score	
43	H	Troy	62	68
RPI 51-100				
RPI	S	Opponent	Score	
58	A	Alabama	49	60
RPI 101+				
RPI	S	Opponent	Score	
114	A	Auburn	56	74
152	A	Jacksonville	53	52
155	A	N.C. A&T	69	58
155	H	N.C. A&T	70	50
156	A	Norfolk St.	51	61
156	H	Norfolk St.	68	62
227	A	Stetson	59	55
244	H	Morgan St.	74	65
247	N	Appalachian St.	61	44
265	A	Howard	75	59
265	H	Howard	88	59
277	A	Delaware St.	66	55
300	H	Ga. Southern	75	57
301	A	FIU	65	60
305	A	N.C. Central	70	55
305	H	N.C. Central	73	52
315	A	UMES	62	53
332	H	Coppin St.	82	51
341	A	Florida A&M	78	57
343	A	Charleston So.	81	41
350	A	South Carolina St.	66	55
350	H	South Carolina St.	86	70

Non-Div I Games:	Edward Waters	79	46	Palm Beach Atl.	68	45
------------------	---------------	----	----	-----------------	----	----

Bethune-Cookman

Loss, Non-Conf, S Site, H Home A Away N Neutral

Binghamton

Through Games Of March 2, 2020

Average RPI Win:	273	WON-LOST	WINNING	LAST 10	STRENGTH OF	OPP. STRENGTH	TEAM	ADJ.	CONF.	ADJ CONF.
Average RPI Loss:	180	RECORD	PCT. RANK	GAMES	SCHEDULE	OF SCHEDULE	RPI	RPI	RPI	RPI
DIV. I ONLY	20- 8	56	8-2	339	299	164	164	26	26	
DIV. I NON-CONF.	10- 2	29	0	327	302	120	120	27	27	
TOTALS	RPI 1-25	RPI 26-50	W-L RECORDS	RPI 51-100	RPI 101-150	RPI 150+				
20- 8	0- 0	0- 0	OVERALL	0- 3	0- 0	20- 5				
11- 2	0- 0	0- 0	HOME	0- 1	0- 0	11- 1				
8- 5	0- 0	0- 0	AWAY	0- 2	0- 0	8- 3				
1- 1	0- 0	0- 0	NEUTRAL	0- 0	0- 0	1- 1				
10- 2	0- 0	0- 0	NON-CONFERENCE	0- 1	0- 0	10- 1				
5- 0	0- 0	0- 0	HOME	0- 0	0- 0	5- 0				
4- 1	0- 0	0- 0	AWAY	0- 1	0- 0	4- 0				
1- 1	0- 0	0- 0	NEUTRAL	0- 0	0- 0	1- 1				
10- 6	0- 0	0- 0	CONFERENCE	0- 2	0- 0	10- 4				
6- 2	0- 0	0- 0	HOME	0- 1	0- 0	6- 1				
4- 4	0- 0	0- 0	AWAY	0- 1	0- 0	4- 3				
0- 0	0- 0	0- 0	NEUTRAL	0- 0	0- 0	0- 0				

RPI 1-25			RPI 26-50			RPI 51-100			RPI 101+			Team's RPI: 164
RPI	S	Opponent	Score	RPI	S	Opponent	Score	RPI	S	Opponent	Score	
						81	A Stony Brook	54	58	161	H Lafayette	74 64
						81	H Stony Brook	60	67	168	N Austin Peay	63 80
						97	A Miami (FL)	56	79	172	A Maine	65 75
										172	H Maine	73 63
										175	H Eastern Mich.	78 67
										187	A Cornell	59 56
										218	A UMass Lowell	62 58
										218	H UMass Lowell	56 66
										267	A New Hampshire	63 53
										267	H New Hampshire	66 64
										277	A Delaware St.	75 66
										280	A Siena	89 62
										282	H Niagara	74 55
										290	A UMBC	61 43
										290	H UMBC	66 58
										294	H St. Bonaventure	78 67
										306	A Vermont	62 65
										306	H Vermont	76 53
										317	A Fairleigh Dickinson	60 48
										319	A Albany (NY)	53 56
										319	H Albany (NY)	58 42
										330	H NJIT	75 40
										344	A Hartford	78 65
										344	H Hartford	80 44
										347	N Grambling	88 67
LAST 10 Division I												
						267	H New Hampshire	66	64	81	A Stony Brook	54 58
						290	H UMBC	66	58	172	A Maine	65 75
						344	A Hartford	78	65	319	H Albany (NY)	58 42
						218	A UMass Lowell	62	58	344	H Hartford	80 44
						306	H Vermont	76	53	267	A New Hampshire	63 53

Non-Div I Games: Bloomsburg 70 45

Binghamton

Loss, Non-Conf, S Site, H Home A Away N Neutral

RPI 1-25			
RPI	S	Opponent	Score
5	A	Louisville	82 98
9	H	Missouri St.	69 72
19	A	TCU	65 77

RPI 26-50			
RPI	S	Opponent	Score

RPI 51-100			
RPI	S	Opponent	Score
68	H	Fresno St.	80 85
82	H	BYU	66 55

Team's RPI: 95			
RPI	S	Opponent	Score
107	H	Washington St.	68 80
124	A	UAB	83 81
147	A	San Jose St.	61 74
147	H	San Jose St.	85 67
157	A	Wyoming	68 73
157	H	Wyoming	67 48
196	H	Pepperdine	76 74
219	A	UNLV	65 66
219	H	UNLV	81 52
223	H	Portland St.	82 57
226	A	New Mexico	95 76
226	H	New Mexico	83 82
230	A	Nevada	83 72
230	H	Nevada	54 40
239	A	San Diego St.	69 67
239	H	San Diego St.	86 72
269	A	Air Force	74 69
269	H	Air Force	70 61
269	N	Air Force	73 50
278	A	Utah St.	65 59
278	H	Utah St.	56 58
287	A	Colorado St.	72 69
296	H	Utah Valley	77 69
308	A	Eastern Wash.	63 61

LAST 10 Division I			
269	N	Air Force	73 50
219	H	UNLV	81 52
226	A	New Mexico	95 76
147	H	San Jose St.	85 67
239	A	San Diego St.	69 67
269	A	Air Force	74 69
278	H	Utah St.	56 58
157	H	Wyoming	67 48
230	A	Nevada	83 72
147	A	San Jose St.	61 74

Western Ore.	75	32
--------------	----	----

Lewis-Clark St. 88 34

Lewis-Clark St.

88 34

Western Ore.

75 32

Loss, Non-Conf, S Site, H Home A Away N Neutral

Average RPI Win:	167	WON-LOST	WINNING	LAST 10	STRENGTH OF	OPP. STRENGTH	TEAM	ADJ.	CONF.	ADJ CONF.
Average RPI Loss:	56	RECORD	PCT. RANK	GAMES	SCHEDULE	OF SCHEDULE	RPI	RPI	RPI	RPI
DIV. I ONLY	18- 11	98	8-2	74	58	64	64	5	5	
DIV. I NON-CONF.	7- 4	100	0	100	168	80	80	4	4	
TOTALS	RPI 1-25	RPI 26-50	W-L RECORDS	RPI 51-100	RPI 101-150	RPI 150+				
18- 11	0- 5	1- 1	OVERALL	3- 2	6- 2	8- 1				
10- 4	0- 2	0- 0	HOME	2- 1	3- 1	5- 0				
7- 6	0- 3	1- 1	AWAY	1- 0	3- 1	2- 1				
1- 1	0- 0	0- 0	NEUTRAL	0- 1	0- 0	1- 0				
7- 4	0- 1	0- 0	NON-CONFERENCE	1- 1	1- 1	5- 1				
5- 0	0- 0	0- 0	HOME	1- 0	0- 0	4- 0				
1- 3	0- 1	0- 0	AWAY	0- 0	1- 1	0- 1				
1- 1	0- 0	0- 0	NEUTRAL	0- 1	0- 0	1- 0				
11- 7	0- 4	1- 1	CONFERENCE	2- 1	5- 1	3- 0				
5- 4	0- 2	0- 0	HOME	1- 1	3- 1	1- 0				
6- 3	0- 2	1- 1	AWAY	1- 0	2- 0	2- 0				
0- 0	0- 0	0- 0	NEUTRAL	0- 0	0- 0	0- 0				

RPI	S	Opponent	Score	RPI	S	Opponent	Score	RPI	S	Opponent	Score	RPI	S	Opponent	Score
5	A	Louisville	48 68	32	A	Virginia Tech	49 70	55	N	Charlotte	68 84	101	A	Notre Dame	75 65
5	H	Louisville	70 81	39	A	Florida St.	65 56	57	H	Virginia	52 69	101	H	Notre Dame	56 55
7	A	Northwestern	63 66					71	A	Georgia Tech	55 48	103	A	Syracuse	88 81
21	H	NC State	54 72					96	H	VCU	87 52	103	H	Syracuse	79 89
24	A	Duke	73 85					97	H	Miami (FL)	75 64	121	A	Holy Cross	71 80
												127	H	Wake Forest	67 54
												130	A	Boston U.	88 57
												138	H	North Carolina	93 75
												166	N	Tulane	89 76
												184	A	Providence	60 76
												215	H	Rhode Island	66 55
												218	H	UMass Lowell	89 46
												228	A	Clemson	70 68
												277	H	Delaware St.	109 69
												293	A	Pittsburgh	79 70
												293	H	Pittsburgh	70 59
												314	H	St. Francis Brooklyn	106 69
LAST 10 Division I															
103	A	Syracuse	88 81	101	H	Notre Dame	56 55								
5	A	Louisville	48 68	228	A	Clemson	70 68								
97	H	Miami (FL)	75 64	103	H	Syracuse	79 89								
293	H	Pittsburgh	70 59	127	H	Wake Forest	67 54								
138	H	North Carolina	93 75	39	A	Florida St.	65 56								

Non-Div I Games:

Boston College

■ Loss,
 ■ Non-Conf,
 ■ S Site,
 ■ H Home
 ■ A Away
 N Neutral

Average RPI Win: 194	WON-LOST	WINNING	LAST 10	STRENGTH OF	OPP. STRENGTH	TEAM	ADJ.	CONF.	ADJ CONF.
Average RPI Loss: 137	RECORD	PCT. RANK	GAMES	SCHEDULE	OF SCHEDULE	RPI	RPI	RPI	RPI
DIV. I ONLY	16- 12	136	8-2	141	156	130	130	15	15
DIV. I NON-CONF.	5- 6	187	0	166	114	184	184	15	15
TOTALS	RPI 1-25	RPI 26-50	W-L RECORDS	RPI 51-100	RPI 101-150	RPI 150+			
16- 12	0- 0	1- 1	OVERALL	0- 2	4- 5	11- 4			
9- 5	0- 0	1- 0	HOME	0- 2	2- 3	6- 0			
7- 7	0- 0	0- 1	AWAY	0- 0	2- 2	5- 4			
0- 0	0- 0	0- 0	NEUTRAL	0- 0	0- 0	0- 0			
5- 6	0- 0	0- 0	NON-CONFERENCE	0- 2	0- 3	5- 1			
2- 4	0- 0	0- 0	HOME	0- 2	0- 2	2- 0			
3- 2	0- 0	0- 0	AWAY	0- 0	0- 1	3- 1			
0- 0	0- 0	0- 0	NEUTRAL	0- 0	0- 0	0- 0			
11- 6	0- 0	1- 1	CONFERENCE	0- 0	4- 2	6- 3			
7- 1	0- 0	1- 0	HOME	0- 0	2- 1	4- 0			
4- 5	0- 0	0- 1	AWAY	0- 0	2- 1	2- 3			
0- 0	0- 0	0- 0	NEUTRAL	0- 0	0- 0	0- 0			

RPI S	Opponent	Score	RPI S	Opponent	Score	RPI S	Opponent	Score	RPI S	Opponent	Score	Team's RPI: 130
50	A Bucknell	53 55	54	H Marist	75 89	102	A Colgate	60 58	102	A Colgate	61 70	
50	H Bucknell	52 48	64	H Boston College	57 88	121	A Holy Cross	62 51	121	H Holy Cross	76 70	
						122	H Harvard	39 66	131	A California	62 73	
						137	A Lehigh	34 51	137	H Lehigh	48 47	
						143	H Massachusetts	45 58	151	H Northeastern	72 56	
						161	A Lafayette	57 59	161	H Lafayette	47 40	
						165	A UC Davis	68 75	172	A Maine	62 49	
						174	H Dartmouth	74 56	198	A American	54 55	
						198	H American	59 44	266	A Loyola Maryland	41 39	
						266	H Loyola Maryland	44 42	267	A New Hampshire	78 64	
						279	A Army West Point	72 66	318	A Navy	41 46	
						318	H Navy	71 56	319	A Albany (NY)	60 58	
LAST 10 Division I												
50	A Bucknell	53 55	102	A Colgate	60 58							
137	H Lehigh	48 47	121	A Holy Cross	62 51							
198	A American	54 55	50	H Bucknell	52 48							
161	H Lafayette	47 40	266	A Loyola Maryland	41 39							
318	H Navy	71 56	121	H Holy Cross	76 70							

Non-Div I Games:

Boston U.

■ Loss,
 ■ Non-Conf,
 ■ S Site,
 ■ H Home
 ■ A Away
 N Neutral

Bowling Green

Through Games Of March 2, 2020

Average RPI Win:	211	WON-LOST	WINNING	LAST 10	STRENGTH OF	OPP. STRENGTH	TEAM	ADJ.	CONF.	ADJ CONF.
Average RPI Loss:	133	RECORD	PCT. RANK	GAMES	SCHEDULE	OF SCHEDULE	RPI	RPI	RPI	RPI
DIV. I ONLY	7- 19	304	1-9	114	151	257	257	10	10	
DIV. I NON-CONF.	5- 5	164	0	201	260	154	154	10	10	
TOTALS	RPI 1-25	RPI 26-50	W-L RECORDS	RPI 51-100	RPI 101-150	RPI 150+				
7- 19	0- 1	0- 1	OVERALL	1- 4	1- 5	5- 8				
4- 7	0- 0	0- 0	HOME	1- 2	1- 1	2- 4				
2- 10	0- 1	0- 1	AWAY	0- 2	0- 3	2- 3				
1- 2	0- 0	0- 0	NEUTRAL	0- 0	0- 1	1- 1				
5- 5	0- 0	0- 1	NON-CONFERENCE	0- 0	0- 2	5- 2				
2- 0	0- 0	0- 0	HOME	0- 0	0- 0	2- 0				
2- 3	0- 0	0- 1	AWAY	0- 0	0- 1	2- 1				
1- 2	0- 0	0- 0	NEUTRAL	0- 0	0- 1	1- 1				
2- 14	0- 1	0- 0	CONFERENCE	1- 4	1- 3	0- 6				
2- 7	0- 0	0- 0	HOME	1- 2	1- 1	0- 4				
0- 7	0- 1	0- 0	AWAY	0- 2	0- 2	0- 2				
0- 0	0- 0	0- 0	NEUTRAL	0- 0	0- 0	0- 0				

RPI	S	Opponent	Score	RPI	S	Opponent	Score	RPI	S	Opponent	Score	RPI	S	Opponent	Score	Team's RPI: 257
16	A	Central Mich.	75 82	46	A	Purdue	74 81	60	H	Ball St.	80 86	120	N	Green Bay	54 73	
								87	A	Ohio	69 79	129	A	Buffalo	59 65	
								87	H	Ohio	82 68	129	H	Buffalo	56 62	
								100	A	Kent St.	47 61	146	A	Western Mich.	55 69	
								100	H	Kent St.	86 96	146	H	Western Mich.	72 63	
												149	A	Valparaiso	90 95	
												154	H	Akron	73 76	
												162	A	Loyola Chicago	76 84	
												175	A	Eastern Mich.	61 78	
												175	H	Eastern Mich.	58 70	
												181	A	Toledo	72 79	
												190	H	Northern Ill.	87 92	
												201	H	Cleveland St.	89 62	
												204	N	San Francisco	56 64	
												212	H	Miami (OH)	59 80	
												222	A	Milwaukee	63 51	
												246	A	Marshall	82 69	
												281	H	Morehead St.	79 65	
												291	N	California Baptist	98 60	
LAST 10 Division I																
100	H	Kent St.	86 96	175	H	Eastern Mich.	58 70									
87	H	Ohio	82 68	190	H	Northern Ill.	87 92									
129	H	Buffalo	56 62	100	A	Kent St.	47 61									
146	A	Western Mich.	55 69	212	H	Miami (OH)	59 80									
16	A	Central Mich.	75 82	87	A	Ohio	69 79									

Non-Div I Games: Davis & Elkins 91 52 Notre Dame (OH) 88 54

Bowling Green

Loss, Non-Conf, S Site, H Home A Away N Neutral

Average RPI Win:	177	WON-LOST	WINNING	LAST 10	STRENGTH OF	OPP. STRENGTH	TEAM	ADJ.	CONF.	ADJ CONF.
Average RPI Loss:	51	RECORD	PCT. RANK	GAMES	SCHEDULE	OF SCHEDULE	RPI	RPI	RPI	RPI
DIV. I ONLY	19- 7	51	5-5	85	92	41	41	8	8	
DIV. I NON-CONF.	8- 2	51	0	276	158	94	94	7	7	
TOTALS	RPI 1-25	RPI 26-50	W-L RECORDS	RPI 51-100	RPI 101-150	RPI 150+				
19- 7	0- 2	1- 2	OVERALL	3- 2	4- 1	11- 0				
11- 1	0- 1	1- 0	HOME	2- 0	2- 0	6- 0				
5- 5	0- 1	0- 2	AWAY	1- 1	1- 1	3- 0				
3- 1	0- 0	0- 0	NEUTRAL	0- 1	1- 0	2- 0				
8- 2	0- 0	0- 1	NON-CONFERENCE	0- 1	1- 0	7- 0				
3- 0	0- 0	0- 0	HOME	0- 0	0- 0	3- 0				
2- 1	0- 0	0- 1	AWAY	0- 0	0- 0	2- 0				
3- 1	0- 0	0- 0	NEUTRAL	0- 1	1- 0	2- 0				
11- 5	0- 2	1- 1	CONFERENCE	3- 1	3- 1	4- 0				
8- 1	0- 1	1- 0	HOME	2- 0	2- 0	3- 0				
3- 4	0- 1	0- 1	AWAY	1- 1	1- 1	1- 0				
0- 0	0- 0	0- 0	NEUTRAL	0- 0	0- 0	0- 0				

RPI 1-25				RPI 26-50				Team's RPI: 41	RPI 51-100				RPI 101+			
RPI	S	Opponent	Score	RPI	S	Opponent	Score		RPI	S	Opponent	Score	RPI	S	Opponent	Score
9	A	Missouri St.	56 90	26	A	Drake	72 85		61	A	Illinois St.	66 62	104	A	Southern Ill.	50 64
9	H	Missouri St.	66 69	26	H	Drake	77 76		61	H	Illinois St.	76 61	104	H	Southern Ill.	61 57
				38	A	Michigan	57 77		75	A	UNI	57 64	128	N	Richmond	61 57
									75	H	UNI	61 47	149	A	Valparaiso	75 61
									98	N	Liberty	63 75	149	H	Valparaiso	90 69
													158	H	Jackson St.	78 69
													162	A	Loyola Chicago	60 47
													162	H	Loyola Chicago	71 50
													206	A	Western Ill.	84 49
													212	H	Miami (OH)	79 68
													245	N	George Mason	61 59
													268	H	North Dakota St.	70 64
													274	H	Indiana St.	91 75
													283	A	Oakland	74 58
													308	N	Eastern Wash.	66 46
													331	H	Evansville	82 51
LAST 10 Division I																
				9	H	Missouri St.	66 69		149	H	Valparaiso	90 69				
				104	H	Southern Ill.	61 57		61	A	Illinois St.	66 62				
				75	A	UNI	57 64		104	A	Southern Ill.	50 64				
				26	A	Drake	72 85		9	A	Missouri St.	56 90				
				162	H	Loyola Chicago	71 50		26	H	Drake	77 76				

Non-Div I Games: Eureka 101 39

Bradley

Average RPI Win:	251	WON-LOST	WINNING	LAST 10	STRENGTH OF	OPP. STRENGTH	TEAM	ADJ.	CONF.	ADJ CONF.
Average RPI Loss:	124	RECORD	PCT. RANK	GAMES	SCHEDULE	OF SCHEDULE	RPI	RPI	RPI	RPI
DIV. I ONLY	8- 17	283	2-8	107	188	205	205	7	7	
DIV. I NON-CONF.	6- 7	182	0	295	334	235	235	8	8	
TOTALS	RPI 1-25	RPI 26-50	W-L RECORDS	RPI 51-100	RPI 101-150	RPI 150+				
8- 17	0- 2	0- 0	OVERALL	0- 5	0- 5	8- 5				
2- 7	0- 1	0- 0	HOME	0- 2	0- 2	2- 2				
6- 9	0- 1	0- 0	AWAY	0- 3	0- 3	6- 2				
0- 1	0- 0	0- 0	NEUTRAL	0- 0	0- 0	0- 1				
6- 7	0- 0	0- 0	NON-CONFERENCE	0- 1	0- 2	6- 4				
1- 3	0- 0	0- 0	HOME	0- 0	0- 1	1- 2				
5- 3	0- 0	0- 0	AWAY	0- 1	0- 1	5- 1				
0- 1	0- 0	0- 0	NEUTRAL	0- 0	0- 0	0- 1				
2- 10	0- 2	0- 0	CONFERENCE	0- 4	0- 3	2- 1				
1- 4	0- 1	0- 0	HOME	0- 2	0- 1	1- 0				
1- 6	0- 1	0- 0	AWAY	0- 2	0- 2	1- 1				
0- 0	0- 0	0- 0	NEUTRAL	0- 0	0- 0	0- 0				

RPI 1-25				RPI 26-50				RPI 51-100				RPI 101+ Team's RPI: 205			
RPI	S	Opponent	Score	RPI	S	Opponent	Score	RPI	S	Opponent	Score	RPI	S	Opponent	Score
11	A	Princeton	39 81					53	A	Yale	72 79	109	A	Columbia	60 74
11	H	Princeton	48 85					53	H	Yale	40 73	109	H	Columbia	66 76
								66	A	Penn	60 74	121	H	Holy Cross	71 83
								66	H	Penn	73 85	122	A	Harvard	53 68
								67	A	South Fla.	60 70	143	A	Massachusetts	42 95
												172	H	Maine	76 70
												174	A	Dartmouth	83 71
												182	H	Merrimack	57 72
												187	A	Cornell	63 74
												187	H	Cornell	77 73
												215	N	Rhode Island	44 89
												232	A	Fairfield	58 44
												267	A	New Hampshire	76 68
												273	A	Longwood	76 86
												301	A	FIU	72 57
												326	A	Bryant	56 50
												326	H	Bryant	44 45
												346	A	Central Conn. St.	83 73
LAST 10 Division I															
66	A	Penn	60 74	66	H	Penn	73 85								
11	A	Princeton	39 81	122	A	Harvard	53 68								
187	H	Cornell	77 73	174	A	Dartmouth	83 71								
109	H	Columbia	66 76	109	A	Columbia	60 74								
11	H	Princeton	48 85	187	A	Cornell	63 74								

Non-Div I Games:

Brown

■ Loss,
 ■ Non-Conf,
 ■ S Site,
 ■ H Home
 ■ A Away
 N Neutral

Bryant

Through Games Of March 2, 2020

Average RPI Win:	293	WON-LOST	WINNING	LAST 10	STRENGTH OF	OPP. STRENGTH	TEAM	ADJ.	CONF.	ADJ CONF.
Average RPI Loss:	224	RECORD	PCT. RANK	GAMES	SCHEDULE	OF SCHEDULE	RPI	RPI	RPI	RPI
DIV. I ONLY	9- 19	280	4-6	347	319	326	326	30	30	
DIV. I NON-CONF.	2- 9	304	0	332	198	338	338	30	30	
TOTALS	RPI 1-25	RPI 26-50	W-L RECORDS	RPI 51-100	RPI 101-150	RPI 150+				
9- 19	0- 0	0- 0	OVERALL	0- 1	1- 3	8- 15				
5- 9	0- 0	0- 0	HOME	0- 0	0- 1	5- 8				
4- 10	0- 0	0- 0	AWAY	0- 1	1- 2	3- 7				
0- 0	0- 0	0- 0	NEUTRAL	0- 0	0- 0	0- 0				
2- 9	0- 0	0- 0	NON-CONFERENCE	0- 1	0- 1	2- 7				
1- 4	0- 0	0- 0	HOME	0- 0	0- 0	1- 4				
1- 5	0- 0	0- 0	AWAY	0- 1	0- 1	1- 3				
0- 0	0- 0	0- 0	NEUTRAL	0- 0	0- 0	0- 0				
7- 10	0- 0	0- 0	CONFERENCE	0- 0	1- 2	6- 8				
4- 5	0- 0	0- 0	HOME	0- 0	0- 1	4- 4				
3- 5	0- 0	0- 0	AWAY	0- 0	1- 1	2- 4				
0- 0	0- 0	0- 0	NEUTRAL	0- 0	0- 0	0- 0				

RPI 1-25			RPI 26-50			RPI 51-100			RPI 101+			Team's RPI: 326
RPI	S	Opponent	Score	RPI	S	Opponent	Score	RPI	S	Opponent	Score	
						86 A Minnesota	56 101			118 A Robert Morris	39 69	
										121 A Holy Cross	75 87	
										142 A Mt. St. Mary's	72 67	
										142 H Mt. St. Mary's	70 76	
										182 A Merrimack	66 78	
										182 H Merrimack	53 61	
										184 H Providence	32 76	
										192 A Illinois	55 69	
										205 A Brown	45 44	
										205 H Brown	50 56	
										218 H UMass Lowell	35 55	
										267 H New Hampshire	56 68	
										275 A Saint Francis (PA)	58 64	
										275 H Saint Francis (PA)	60 63	
										279 A Army West Point	75 81	
										298 H Wagner	45 58	
										302 A Sacred Heart	48 52	
										302 H Sacred Heart	49 60	
										306 A Vermont	66 71	
										314 A St. Francis Brooklyn	77 80	
										314 H St. Francis Brooklyn	78 59	
										317 A Fairleigh Dickinson	57 45	
										317 H Fairleigh Dickinson	55 47	
										319 H Albany (NY)	68 55	
										335 H LIU Brooklyn	57 53	
										346 A Central Conn. St.	62 51	
LAST 10 Division I												
						302 H Sacred Heart	49 60			346 A Central Conn. St.	62 51	
						317 H Fairleigh Dickinson	55 47			314 H St. Francis Brooklyn	78 59	
						302 A Sacred Heart	48 52			346 H Central Conn. St.	59 47	
						314 A St. Francis Brooklyn	77 80			118 A Robert Morris	39 69	
						182 H Merrimack	53 61			275 A Saint Francis (PA)	58 64	

Non-Div I Games:

Bryant

■ Loss,
 ■ Non-Conf,
 ■ S Site,
 ■ H Home
 ■ A Away
 N Neutral

RPI	S	Opponent	Score
346	H	Central Conn. St.	59 47

B
r
y
a
n
t

B
r
y
a
n
t

Bryant

Bucknell

Through Games Of March 2, 2020

Average RPI Win: 198	WON-LOST	WINNING	LAST 10	STRENGTH OF	OPP. STRENGTH	TEAM	ADJ.	CONF.	ADJ CONF.
Average RPI Loss: 140	RECORD	PCT. RANK	GAMES	SCHEDULE	OF SCHEDULE	RPI	RPI	RPI	RPI
DIV. I ONLY	22- 6	30	8-2	170	164	50	50	15	15
DIV. I NON-CONF.	7- 4	100	0	159	183	98	98	15	15
TOTALS	RPI 1-25	RPI 26-50	W-L RECORDS	RPI 51-100	RPI 101-150	RPI 150+			
22- 6	0- 0	1- 0	OVERALL	1- 2	7- 2	13- 2			
12- 1	0- 0	1- 0	HOME	0- 0	4- 1	7- 0			
8- 5	0- 0	0- 0	AWAY	0- 2	3- 1	5- 2			
2- 0	0- 0	0- 0	NEUTRAL	1- 0	0- 0	1- 0			
7- 4	0- 0	1- 0	NON-CONFERENCE	1- 2	0- 1	5- 1			
3- 1	0- 0	1- 0	HOME	0- 0	0- 1	2- 0			
2- 3	0- 0	0- 0	AWAY	0- 2	0- 0	2- 1			
2- 0	0- 0	0- 0	NEUTRAL	1- 0	0- 0	1- 0			
15- 2	0- 0	0- 0	CONFERENCE	0- 0	7- 1	8- 1			
9- 0	0- 0	0- 0	HOME	0- 0	4- 0	5- 0			
6- 2	0- 0	0- 0	AWAY	0- 0	3- 1	3- 1			
0- 0	0- 0	0- 0	NEUTRAL	0- 0	0- 0	0- 0			

RPI 1-25			RPI 26-50			Team's RPI: 50			RPI 51-100			RPI 101+		
RPI	S	Opponent	Score	RPI	S	Opponent	Score		RPI	S	Opponent	Score		
				40	H	Drexel	60 49		57	A	Virginia	60 84		
									76	N	Cincinnati	56 48		
									81	A	Stony Brook	73 78		
												102	A	Colgate
														76 65
												102	H	Colgate
														66 43
												117	H	Temple
														61 72
												121	A	Holy Cross
														51 40
												121	H	Holy Cross
														63 45
												130	A	Boston U.
														48 52
												130	H	Boston U.
														55 53
												137	A	Lehigh
														71 50
												137	H	Lehigh
														67 56
												161	H	Lafayette
														50 36
												188	A	Quinnipiac
														69 76
												198	A	American
														60 57
												198	H	American
														68 43
												245	A	George Mason
														64 51
												265	N	Howard
														70 60
												266	A	Loyola Maryland
														50 60
												266	H	Loyola Maryland
														66 42
												275	A	Saint Francis (PA)
														70 46
												279	A	Army West Point
														63 52
												279	H	Army West Point
														77 46
												294	H	St. Bonaventure
														68 60
												297	H	Monmouth
														71 37
												318	A	Navy
														61 34
												318	H	Navy
														75 65
LAST 10 Division I														
				130	H	Boston U.	55 53		318	H	Navy	75 65		
				102	A	Colgate	76 65		266	H	Loyola Maryland	66 42		
				137	H	Lehigh	67 56		130	A	Boston U.	48 52		
				121	H	Holy Cross	63 45		279	H	Army West Point	77 46		
				198	A	American	60 57		266	A	Loyola Maryland	50 60		

Non-Div I Games:

Bucknell

Loss, Non-Conf, S Site, H Home A Away N Neutral

Buffalo

Through Games Of March 2, 2020

Average RPI Win:	196	WON-LOST	WINNING	LAST 10	STRENGTH OF	OPP. STRENGTH	TEAM	ADJ.	CONF.	ADJ CONF.
Average RPI Loss:	112	RECORD	PCT. RANK	GAMES	SCHEDULE	OF SCHEDULE	RPI	RPI	RPI	RPI
DIV. I ONLY	16- 11	118	4-6	160	120	129	129	10	10	
DIV. I NON-CONF.	9- 2	37	0	198	188	53	53	10	10	
TOTALS	RPI 1-25	RPI 26-50	W-L RECORDS	RPI 51-100	RPI 101-150	RPI 150+				
16- 11	0- 2	2- 0	OVERALL	2- 3	1- 2	11- 4				
8- 5	0- 1	1- 0	HOME	0- 2	1- 0	6- 2				
6- 6	0- 1	0- 0	AWAY	2- 1	0- 2	4- 2				
2- 0	0- 0	1- 0	NEUTRAL	0- 0	0- 0	1- 0				
9- 2	0- 1	2- 0	NON-CONFERENCE	0- 0	1- 1	6- 0				
5- 0	0- 0	1- 0	HOME	0- 0	1- 0	3- 0				
2- 2	0- 1	0- 0	AWAY	0- 0	0- 1	2- 0				
2- 0	0- 0	1- 0	NEUTRAL	0- 0	0- 0	1- 0				
7- 9	0- 1	0- 0	CONFERENCE	2- 3	0- 1	5- 4				
3- 5	0- 1	0- 0	HOME	0- 2	0- 0	3- 2				
4- 4	0- 0	0- 0	AWAY	2- 1	0- 1	2- 2				
0- 0	0- 0	0- 0	NEUTRAL	0- 0	0- 0	0- 0				

RPI 1-25				RPI 26-50				RPI 51-100				RPI 101+ Team's RPI: 129			
RPI	S	Opponent	Score	RPI	S	Opponent	Score	RPI	S	Opponent	Score	RPI	S	Opponent	Score
8	A	Stanford	69 88	40	N	Drexel	63 59	60	A	Ball St.	65 69	109	H	Columbia	82 75
16	H	Central Mich.	93 98	48	H	Dayton	67 59	60	H	Ball St.	58 69	146	A	Western Mich.	62 74
								87	A	Ohio	63 62	147	A	San Jose St.	88 95
								87	H	Ohio	65 76	154	H	Akron	63 69
								100	A	Kent St.	57 44	174	H	Dartmouth	73 49
												175	H	Eastern Mich.	66 63
												181	A	Toledo	59 71
												181	H	Toledo	62 78
												190	A	Northern Ill.	63 64
												198	N	American	73 55
												212	A	Miami (OH)	86 72
												212	H	Miami (OH)	88 72
												257	A	Bowling Green	62 56
												257	H	Bowling Green	65 59
												282	A	Niagara	81 67
												294	A	St. Bonaventure	46 36
												337	H	Canisius	71 55
												346	H	Central Conn. St.	61 56
LAST 10 Division I															
87	A	Ohio	63 62	146	A	Western Mich.	62 74								
212	H	Miami (OH)	88 72	181	H	Toledo	62 78								
257	A	Bowling Green	62 56	190	A	Northern Ill.	63 64								
154	H	Akron	63 69	16	H	Central Mich.	93 98								
60	H	Ball St.	58 69	100	A	Kent St.	57 44								

Non-Div I Games:

Buffalo

■ Loss,
 ■ Non-Conf,
 ■ S Site,
 ■ Home
 ■ A Away
 N Neutral

Average RPI Win:	178	WON-LOST	WINNING	LAST 10	STRENGTH OF	OPP. STRENGTH	TEAM	ADJ.	CONF.	ADJ CONF.
Average RPI Loss:	49	RECORD	PCT. RANK	GAMES	SCHEDULE	OF SCHEDULE	RPI	RPI	RPI	RPI
DIV. I ONLY	19- 10	80	6-4	116	73	93	93	6	6	
DIV. I NON-CONF.	8- 3	68	0	191	139	118	118	6	6	
TOTALS	RPI 1-25	RPI 26-50	W-L RECORDS	RPI 51-100	RPI 101-150	RPI 150+				
19- 10	0- 3	3- 1	OVERALL	4- 6	0- 0	12- 0				
13- 4	0- 2	2- 0	HOME	2- 2	0- 0	9- 0				
5- 5	0- 1	1- 1	AWAY	1- 3	0- 0	3- 0				
1- 1	0- 0	0- 0	NEUTRAL	1- 1	0- 0	0- 0				
8- 3	0- 1	0- 0	NON-CONFERENCE	2- 2	0- 0	6- 0				
7- 1	0- 1	0- 0	HOME	1- 0	0- 0	6- 0				
0- 1	0- 0	0- 0	AWAY	0- 1	0- 0	0- 0				
1- 1	0- 0	0- 0	NEUTRAL	1- 1	0- 0	0- 0				
11- 7	0- 2	3- 1	CONFERENCE	2- 4	0- 0	6- 0				
6- 3	0- 1	2- 0	HOME	1- 2	0- 0	3- 0				
5- 4	0- 1	1- 1	AWAY	1- 2	0- 0	3- 0				
0- 0	0- 0	0- 0	NEUTRAL	0- 0	0- 0	0- 0				

RPI 1-25				RPI 26-50				RPI 51-100 Team's RPI: 93				RPI 101+			
RPI	S	Opponent	Score	RPI	S	Opponent	Score	RPI	S	Opponent	Score	RPI	S	Opponent	Score
15	H	Indiana	53 64	28	A	Marquette	54 76	60	A	Ball St.	70 74	154	H	Akron	76 55
20	A	DePaul	60 89	28	H	Marquette	61 55	63	A	St. John's (NY)	80 85	173	H	High Point	74 52
20	H	DePaul	65 80	45	A	Creighton	73 67	63	H	St. John's (NY)	42 67	184	A	Providence	50 47
				45	H	Creighton	76 61	70	N	Georgia	36 69	184	H	Providence	51 42
								72	A	Villanova	58 41	243	A	Georgetown	47 46
								72	H	Villanova	63 61	243	H	Georgetown	60 42
								73	A	Seton Hall	53 66	263	A	Xavier	78 70
								73	H	Seton Hall	62 67	263	H	Xavier	63 61
								74	H	IUPUI	64 61	286	H	Eastern Ky.	73 41
								87	N	Ohio	60 55	298	H	Wagner	74 58
												334	H	Detroit Mercy	82 60
												339	H	Purdue Fort Wayne	85 58
LAST 10 Division I															
73	A	Seton Hall	53 66	20	A	DePaul	60 89								
63	A	St. John's (NY)	80 85	72	H	Villanova	63 61								
184	H	Providence	51 42	243	H	Georgetown	60 42								
45	H	Creighton	76 61	263	H	Xavier	63 61								
28	A	Marquette	54 76	45	A	Creighton	73 67								

Non-Div I Games:

Butler

■ Loss,
 ■ Non-Conf,
 ■ S Site,
 ■ H Home
 ■ A Away
 N Neutral

CSU Bakersfield

Through Games Of March 2, 2020

Average RPI Win:	259	WON-LOST	WINNING	LAST 10	STRENGTH OF	OPP. STRENGTH	TEAM	ADJ.	CONF.	ADJ CONF.
Average RPI Loss:	229	RECORD	PCT. RANK	GAMES	SCHEDULE	OF SCHEDULE	RPI	RPI	RPI	RPI
DIV. I ONLY	12- 13	188	3-7	292	326	251	251	31	31	
DIV. I NON-CONF.	5- 5	164	0	107	190	135	135	32	32	
TOTALS	RPI 1-25	RPI 26-50	W-L RECORDS	RPI 51-100	RPI 101-150	RPI 150+				
12- 13	0- 2	0- 0	OVERALL	0- 0	2- 1	10- 10				
8- 4	0- 0	0- 0	HOME	0- 0	2- 0	6- 4				
4- 9	0- 2	0- 0	AWAY	0- 0	0- 1	4- 6				
0- 0	0- 0	0- 0	NEUTRAL	0- 0	0- 0	0- 0				
5- 5	0- 2	0- 0	NON-CONFERENCE	0- 0	2- 1	3- 2				
5- 0	0- 0	0- 0	HOME	0- 0	2- 0	3- 0				
0- 5	0- 2	0- 0	AWAY	0- 0	0- 1	0- 2				
0- 0	0- 0	0- 0	NEUTRAL	0- 0	0- 0	0- 0				
7- 8	0- 0	0- 0	CONFERENCE	0- 0	0- 0	7- 8				
3- 4	0- 0	0- 0	HOME	0- 0	0- 0	3- 4				
4- 4	0- 0	0- 0	AWAY	0- 0	0- 0	4- 4				
0- 0	0- 0	0- 0	NEUTRAL	0- 0	0- 0	0- 0				

RPI 1-25			RPI 26-50			RPI 51-100			RPI 101+			Team's RPI: 251
RPI	S	Opponent	Score	RPI	S	Opponent	Score	RPI	S	Opponent	Score	
9	A	Gonzaga	48 92					125	A	Washington	49 80	
18	A	Oregon St.	50 69					134	H	Pacific	80 70	
								147	H	San Jose St.	75 71	
								153	A	Wright St.	60 65	
								211	A	UMKC	43 58	
								211	H	UMKC	70 60	
								240	A	Grand Canyon	59 54	
								248	H	North Texas	61 52	
								264	H	UC Santa Barbara	66 62	
								291	A	California Baptist	66 61	
								291	H	California Baptist	53 55	
								296	A	Utah Valley	55 53	
								296	H	Utah Valley	56 63	
								299	A	UTRGV	65 74	
								299	H	UTRGV	52 66	
								304	A	UC Riverside	52 53	
								305	H	N.C. Central	80 71	
								309	A	Seattle U	57 63	
								309	H	Seattle U	55 43	
								312	A	New Mexico St.	62 67	
								312	H	New Mexico St.	60 59	
								349	A	Chicago St.	58 51	
								349	H	Chicago St.	58 60	
LAST 10 Division I												
312	A	New Mexico St.	62 67	349	A	Chicago St.	58 51					
299	A	UTRGV	65 74	291	H	California Baptist	53 55					
309	H	Seattle U	55 43	299	H	UTRGV	52 66					
296	H	Utah Valley	56 63	312	H	New Mexico St.	60 59					
211	A	UMKC	43 58	309	A	Seattle U	57 63					

Non-Div I Games: Westcliff 100 44 Fresno Pacific 95 64 Cal St. Dom. Hills 83 74

CSU Bakersfield

Loss, Non-Conf, S Site, H Home A Away N Neutral

[illegible]

Non-Div I Games:	Hope Int'l	77	54
------------------	------------	----	----

Cal Poly

Through Games Of March 2, 2020

Average RPI Win:	287	WON-LOST	WINNING	LAST 10	STRENGTH OF	OPP. STRENGTH	TEAM	ADJ.	CONF.	ADJ CONF.
Average RPI Loss:	198	RECORD	PCT. RANK	GAMES	SCHEDULE	OF SCHEDULE	RPI	RPI	RPI	RPI
DIV. I ONLY	8- 17	283	5-5	272	289	310	310	28	28	
DIV. I NON-CONF.	2- 8	295	0	200	203	310	310	26	26	
TOTALS	RPI 1-25	RPI 26-50	W-L RECORDS	RPI 51-100	RPI 101-150	RPI 150+				
8- 17	0- 1	0- 1	OVERALL	0- 1	0- 0	8- 14				
6- 7	0- 1	0- 0	HOME	0- 1	0- 0	6- 5				
2- 10	0- 0	0- 1	AWAY	0- 0	0- 0	2- 9				
0- 0	0- 0	0- 0	NEUTRAL	0- 0	0- 0	0- 0				
2- 8	0- 1	0- 1	NON-CONFERENCE	0- 1	0- 0	2- 5				
2- 3	0- 1	0- 0	HOME	0- 1	0- 0	2- 1				
0- 5	0- 0	0- 1	AWAY	0- 0	0- 0	0- 4				
0- 0	0- 0	0- 0	NEUTRAL	0- 0	0- 0	0- 0				
6- 9	0- 0	0- 0	CONFERENCE	0- 0	0- 0	6- 9				
4- 4	0- 0	0- 0	HOME	0- 0	0- 0	4- 4				
2- 5	0- 0	0- 0	AWAY	0- 0	0- 0	2- 5				
0- 0	0- 0	0- 0	NEUTRAL	0- 0	0- 0	0- 0				

RPI 1-25				RPI 26-50				RPI 51-100				RPI 101+ Team's RPI: 310			
RPI	S	Opponent	Score	RPI	S	Opponent	Score	RPI	S	Opponent	Score	RPI	S	Opponent	Score
23	H	Old Dominion	55 61	30	A	Arizona St.	41 66	68	H	Fresno St.	52 79	165	A	UC Davis	58 71
												165	H	UC Davis	36 42
												196	A	Pepperdine	53 63
												197	A	Saint Mary's (CA)	67 84
												207	H	Hawaii	46 59
												216	A	Cal St. Fullerton	64 65
												216	H	Cal St. Fullerton	60 67
												229	A	Denver	66 96
												230	A	Nevada	40 71
												261	H	Lamar University	57 56
												264	A	UC Santa Barbara	50 52
												264	H	UC Santa Barbara	56 52
												276	A	UC Irvine	51 54
												276	H	UC Irvine	57 68
												284	A	CSUN	52 41
												284	H	CSUN	53 43
												292	A	Long Beach St.	69 72
												292	H	Long Beach St.	61 41
												303	H	Sacramento St.	62 43
												304	A	UC Riverside	62 52
												304	H	UC Riverside	75 70
												309	H	Seattle U	49 72
LAST 10 Division I															
284	H	CSUN	53 43	165	A	UC Davis	58 71								
264	H	UC Santa Barbara	56 52	292	H	Long Beach St.	61 41								
276	A	UC Irvine	51 54	207	H	Hawaii	46 59								
304	A	UC Riverside	62 52	284	A	CSUN	52 41								
216	H	Cal St. Fullerton	60 67	216	A	Cal St. Fullerton	64 65								

Non-Div I Games: Holy Names 100 35

Cal Poly

■ Loss,
 ■ Non-Conf,
 ■ S Site,
 ■ Home
 ■ Away
 N Neutral

Average RPI Win:	260	WON-LOST	WINNING	LAST 10	STRENGTH OF	OPP. STRENGTH	TEAM	ADJ.	CONF.	ADJ CONF.
Average RPI Loss:	222	RECORD	PCT. RANK	GAMES	SCHEDULE	OF SCHEDULE	RPI	RPI	RPI	RPI
DIV. I ONLY	16- 11	118	6-4	331	283	216	216	28	28	
DIV. I NON-CONF.	8- 5	117	0	296	278	182	182	26	26	
TOTALS	RPI 1-25	RPI 26-50	W-L RECORDS	RPI 51-100	RPI 101-150	RPI 150+				
16- 11	0- 0	0- 0	OVERALL	0- 0	1- 0	15- 11				
8- 5	0- 0	0- 0	HOME	0- 0	0- 0	8- 5				
8- 6	0- 0	0- 0	AWAY	0- 0	1- 0	7- 6				
0- 0	0- 0	0- 0	NEUTRAL	0- 0	0- 0	0- 0				
8- 5	0- 0	0- 0	NON-CONFERENCE	0- 0	1- 0	7- 5				
4- 2	0- 0	0- 0	HOME	0- 0	0- 0	4- 2				
4- 3	0- 0	0- 0	AWAY	0- 0	1- 0	3- 3				
0- 0	0- 0	0- 0	NEUTRAL	0- 0	0- 0	0- 0				
8- 6	0- 0	0- 0	CONFERENCE	0- 0	0- 0	8- 6				
4- 3	0- 0	0- 0	HOME	0- 0	0- 0	4- 3				
4- 3	0- 0	0- 0	AWAY	0- 0	0- 0	4- 3				
0- 0	0- 0	0- 0	NEUTRAL	0- 0	0- 0	0- 0				

RPI 1-25			RPI 26-50			RPI 51-100			RPI 101+			Team's RPI: 216
RPI	S	Opponent	Score	RPI	S	Opponent	Score	RPI	S	Opponent	Score	
								113	A	San Diego	72	67
								160	H	Montana	69	71
								165	A	UC Davis	71	61
								165	H	UC Davis	61	72
								176	A	Southern Utah	63	79
								179	H	Delaware	55	72
								204	A	San Francisco	63	71
								207	A	Hawaii	72	79
								207	H	Hawaii	70	64
								219	A	UNLV	64	58
								239	A	San Diego St.	45	55
								240	A	Grand Canyon	80	70
								264	A	UC Santa Barbara	70	68
								264	H	UC Santa Barbara	66	75
								269	H	Air Force	79	70
								276	A	UC Irvine	75	82
								278	H	Utah St.	83	62
								284	A	CSUN	57	63
								284	H	CSUN	50	57
								288	A	LMU (CA)	79	74
								291	H	California Baptist	97	93
								292	H	Long Beach St.	69	65
								304	A	UC Riverside	68	45
								304	H	UC Riverside	71	61
								309	H	Seattle U	81	63
								310	A	Cal Poly	67	60
LAST 10 Division I												
				207	H	Hawaii	70	64				
				304	A	UC Riverside	68	45				
				284	H	CSUN	50	57				
				165	A	UC Davis	71	61				
				310	A	Cal Poly	67	60				
				276	A	UC Irvine	75	82				
				304	H	UC Riverside	71	61				
				165	H	UC Davis	61	72				
				310	H	Cal Poly	65	64				
				264	H	UC Santa Barbara	66	75				

Non-Div I Games:

Cal St. Fullerton

■ Loss,
 ■ Non-Conf,
 ■ S Site,
 ■ Home
 ■ A Away
 N Neutral

RPI	S	Opponent	Score
310	H	Cal Poly	65 64

Cal St. Fullerton

t
o
n

C
a
l
S
t
.
F
u
l
l
e
r
t
o
n

C
a
l
S
t
.
F
u
l
l
e
r
t
o
n

California

Through Games Of March 2, 2020

Average RPI Win:	182	WON-LOST	WINNING	LAST 10	STRENGTH OF	OPP. STRENGTH	TEAM	ADJ.	CONF.	ADJ CONF.
Average RPI Loss:	53	RECORD	PCT. RANK	GAMES	SCHEDULE	OF SCHEDULE	RPI	RPI	RPI	RPI
DIV. I ONLY	11- 18	246	3-7	23	22	131	131	1	1	
DIV. I NON-CONF.	8- 3	68	0	91	195	66	66	1	1	
TOTALS	RPI 1-25	RPI 26-50	W-L RECORDS	RPI 51-100	RPI 101-150	RPI 150+				
11- 18	0- 9	2- 1	OVERALL	0- 3	3- 5	6- 0				
7- 10	0- 5	1- 0	HOME	0- 2	1- 3	5- 0				
4- 8	0- 4	1- 1	AWAY	0- 1	2- 2	1- 0				
0- 0	0- 0	0- 0	NEUTRAL	0- 0	0- 0	0- 0				
8- 3	0- 2	1- 0	NON-CONFERENCE	0- 0	1- 1	6- 0				
7- 1	0- 1	1- 0	HOME	0- 0	1- 0	5- 0				
1- 2	0- 1	0- 0	AWAY	0- 0	0- 1	1- 0				
0- 0	0- 0	0- 0	NEUTRAL	0- 0	0- 0	0- 0				
3- 15	0- 7	1- 1	CONFERENCE	0- 3	2- 4	0- 0				
0- 9	0- 4	0- 0	HOME	0- 2	0- 3	0- 0				
3- 6	0- 3	1- 1	AWAY	0- 1	2- 1	0- 0				
0- 0	0- 0	0- 0	NEUTRAL	0- 0	0- 0	0- 0				

RPI S	Opponent	Score	RPI S	Opponent	Score	RPI S	Opponent	Score	RPI S	Opponent	Score	Team's RPI: 131
2	A Oregon	55 105	27	A Arizona	55 54	80	A Colorado	57 64	107	A Washington St.	66 92	
2	H Oregon	61 93	30	A Arizona St.	54 77	80	H Colorado	50 62	107	H Washington St.	75 96	
6	A UConn	61 72	35	H Arkansas	84 80	84	H Southern California	67 75	115	A Utah	88 74	
8	A Stanford	40 73							115	H Utah	62 71	
8	H Stanford	65 79							122	A Harvard	53 56	
13	H UCLA	70 74							125	A Washington	81 74	
18	A Oregon St.	44 81							125	H Washington	64 67	
18	H Oregon St.	63 76							130	H Boston U.	73 62	
25	H Kentucky	61 63							195	H Santa Clara	69 65	
									239	A San Diego St.	74 48	
									240	H Grand Canyon	72 53	
									292	H Long Beach St.	68 45	
									304	H UC Riverside	84 61	
									305	H N.C. Central	90 69	
LAST 10 Division I												
27	A Arizona	55 54	80	A Colorado	57 64							
30	A Arizona St.	54 77	13	H UCLA	70 74							
18	H Oregon St.	63 76	84	H Southern California	67 75							
2	H Oregon	61 93	125	A Washington	81 74							
115	A Utah	88 74	107	A Washington St.	66 92							

Non-Div I Games:

California

Loss, Non-Conf, S Site, H Home A Away N Neutral

Average RPI Win: 269		WON-LOST	WINNING	LAST 10	STRENGTH OF		OPP. STRENGTH	TEAM	ADJ.	CONF.	ADJ CONF.
Average RPI Loss: 240		RECORD	PCT. RANK	GAMES	SCHEDULE		OF SCHEDULE	RPI	RPI	RPI	RPI
DIV. I ONLY		11- 15	221	5-5	316		342	291	291	31	31
DIV. I NON-CONF.		6- 6	164	0	228		318	232	232	32	32
TOTALS		RPI 1-25	RPI 26-50		W-L RECORDS		RPI 51-100	RPI 101-150		RPI 150+	
11- 15	0- 1	0- 0		OVERALL		0- 0	0- 0		11- 14		
7- 5	0- 0	0- 0		HOME		0- 0	0- 0		7- 5		
4- 7	0- 0	0- 0		AWAY		0- 0	0- 0		4- 7		
0- 3	0- 1	0- 0		NEUTRAL		0- 0	0- 0		0- 2		
6- 6	0- 1	0- 0		NON-CONFERENCE		0- 0	0- 0		6- 5		
5- 1	0- 0	0- 0		HOME		0- 0	0- 0		5- 1		
1- 2	0- 0	0- 0		AWAY		0- 0	0- 0		1- 2		
0- 3	0- 1	0- 0		NEUTRAL		0- 0	0- 0		0- 2		
5- 9	0- 0	0- 0		CONFERENCE		0- 0	0- 0		5- 9		
2- 4	0- 0	0- 0		HOME		0- 0	0- 0		2- 4		
3- 5	0- 0	0- 0		AWAY		0- 0	0- 0		3- 5		
0- 0	0- 0	0- 0		NEUTRAL		0- 0	0- 0		0- 0		

RPI 1-25					
RPI	S	Opponent	Score		
8	N	Stanford	78	83	
RPI 26-50					
RPI	S	Opponent	Score		
RPI 51-100					
RPI	S	Opponent	Score		
Team's RPI: 291					
RPI	S	Opponent	Score		
159	A	Idaho St.	74	68	
163	H	Northern Ariz.	98	79	
209	N	Houston	75	96	
211	A	UMKC	65	75	
211	H	UMKC	81	83	
216	A	Cal St. Fullerton	93	97	
239	H	San Diego St.	68	80	
240	A	Grand Canyon	66	72	
240	H	Grand Canyon	58	62	
241	H	Alabama A&M	60	55	
251	A	CSU Bakersfield	55	53	
251	H	CSU Bakersfield	61	66	
257	N	Bowling Green	60	98	
264	H	UC Santa Barbara	85	81	
284	H	CSUN	64	56	
292	H	Long Beach St.	79	70	
296	A	Utah Valley	57	74	
296	H	Utah Valley	80	67	
299	A	UTRGV	68	87	
304	A	UC Riverside	64	80	
309	A	Seattle U	90	79	
309	H	Seattle U	49	83	
312	A	New Mexico St.	56	57	
349	A	Chicago St.	80	65	
349	H	Chicago St.	103	68	
LAST 10 Division I					
309	A	Seattle U	90	79	
296	A	Utah Valley	57	74	
349	H	Chicago St.	103	68	
211	H	UMKC	81	83	
240	A	Grand Canyon	66	72	
251	A	CSU Bakersfield	55	53	
309	H	Seattle U	49	83	
296	H	Utah Valley	80	67	
211	A	UMKC	65	75	
349	A	Chicago St.	80	65	

Non-Div I Games:	Ottawa (AZ)	103	75	Westcliff	108	43	LIFE Pacific	93	48
------------------	-------------	-----	----	-----------	-----	----	--------------	----	----

California Baptist

■ Loss, ■ Non-Conf, S Site, H Home A Away N Neutral

Average RPI Win:	255	WON-LOST	WINNING	LAST 10	STRENGTH OF	OPP. STRENGTH	TEAM	ADJ.	CONF.	ADJ CONF.
Average RPI Loss:	204	RECORD	PCT. RANK	GAMES	SCHEDULE	OF SCHEDULE	RPI	RPI	RPI	RPI
DIV. I ONLY	19- 6	34	9-1	317	317	119	119	25	25	
DIV. I NON-CONF.	3- 4	201	0	286	290	225	225	28	28	
TOTALS	RPI 1-25	RPI 26-50	W-L RECORDS	RPI 51-100	RPI 101-150	RPI 150+				
19- 6	0- 1	0- 0	OVERALL	0- 0	2- 1	17- 4				
10- 1	0- 0	0- 0	HOME	0- 0	1- 0	9- 1				
9- 5	0- 1	0- 0	AWAY	0- 0	1- 1	8- 3				
0- 0	0- 0	0- 0	NEUTRAL	0- 0	0- 0	0- 0				
3- 4	0- 1	0- 0	NON-CONFERENCE	0- 0	1- 1	2- 2				
2- 0	0- 0	0- 0	HOME	0- 0	1- 0	1- 0				
1- 4	0- 1	0- 0	AWAY	0- 0	0- 1	1- 2				
0- 0	0- 0	0- 0	NEUTRAL	0- 0	0- 0	0- 0				
16- 2	0- 0	0- 0	CONFERENCE	0- 0	1- 0	15- 2				
8- 1	0- 0	0- 0	HOME	0- 0	0- 0	8- 1				
8- 1	0- 0	0- 0	AWAY	0- 0	1- 0	7- 1				
0- 0	0- 0	0- 0	NEUTRAL	0- 0	0- 0	0- 0				

RPI 1-25				RPI 26-50				RPI 51-100				RPI 101+ Team's RPI: 119			
RPI	S	Opponent	Score	RPI	S	Opponent	Score	RPI	S	Opponent	Score	RPI	S	Opponent	Score
23	A	Old Dominion	44 59									127	A	Wake Forest	46 74
												136	H	UNC Greensboro	72 64
												148	A	Hampton	68 31
												173	A	High Point	68 66
												173	H	High Point	73 36
												180	H	Gardner-Webb	48 44
												191	A	Radford	43 32
												191	H	Radford	42 48
												225	H	Kennesaw St.	63 51
												250	A	UNC Asheville	52 60
												250	H	UNC Asheville	59 52
												258	A	Winthrop	61 58
												258	H	Winthrop	63 47
												273	A	Longwood	70 55
												273	H	Longwood	81 76
												305	A	N.C. Central	64 67
												307	A	Presbyterian	53 47
												307	H	Presbyterian	56 42
												325	A	Hofstra	55 58
												328	A	USC Upstate	80 72
												328	H	USC Upstate	50 38
												342	A	Western Caro.	61 40
												343	A	Charleston So.	43 42
												343	H	Charleston So.	61 36
LAST 10 Division I															
				307	H	Presbyterian	56 42					173	A	High Point	68 66
				343	A	Charleston So.	43 42					250	H	UNC Asheville	59 52
				273	H	Longwood	81 76					328	A	USC Upstate	80 72
				258	A	Winthrop	61 58					191	A	Radford	43 32
				191	H	Radford	42 48					343	H	Charleston So.	61 36

Non-Div I Games: St. Andrews 122 56 Bluefield Col. 65 41

Campbell

■ Loss,
 ■ Non-Conf, S Site,
 ■ Home
 ■ Away
 N Neutral

Average RPI Win:	280	WON-LOST	WINNING	LAST 10	STRENGTH OF	OPP. STRENGTH	TEAM	ADJ.	CONF.	ADJ CONF.
Average RPI Loss:	210	RECORD	PCT. RANK	GAMES	SCHEDULE	OF SCHEDULE	RPI	RPI	RPI	RPI
DIV. I ONLY	5- 23	324	3-7	296	282	337	337	24	24	
DIV. I NON-CONF.	1- 8	322	0	321	271	345	345	25	25	
TOTALS	RPI 1-25	RPI 26-50	W-L RECORDS	RPI 51-100	RPI 101-150	RPI 150+				
5- 23	0- 0	0- 0	OVERALL	0- 4	0- 2	5- 17				
4- 8	0- 0	0- 0	HOME	0- 2	0- 1	4- 5				
1- 14	0- 0	0- 0	AWAY	0- 2	0- 1	1- 11				
0- 1	0- 0	0- 0	NEUTRAL	0- 0	0- 0	0- 1				
1- 8	0- 0	0- 0	NON-CONFERENCE	0- 0	0- 2	1- 6				
1- 2	0- 0	0- 0	HOME	0- 0	0- 1	1- 1				
0- 5	0- 0	0- 0	AWAY	0- 0	0- 1	0- 4				
0- 1	0- 0	0- 0	NEUTRAL	0- 0	0- 0	0- 1				
4- 15	0- 0	0- 0	CONFERENCE	0- 4	0- 0	4- 11				
3- 6	0- 0	0- 0	HOME	0- 2	0- 0	3- 4				
1- 9	0- 0	0- 0	AWAY	0- 2	0- 0	1- 7				
0- 0	0- 0	0- 0	NEUTRAL	0- 0	0- 0	0- 0				

RPI S	Opponent	Score	RPI S	Opponent	Score	RPI S	Opponent	Score	RPI S	Opponent	Score	Team's RPI: 337
						54	A Marist	72 86	102	H Colgate	69 90	
						54	H Marist	59 90	129	A Buffalo	55 71	
						90	A Rider	48 87	181	A Toledo	65 83	
						90	H Rider	57 70	186	A Manhattan	50 68	
									186	H Manhattan	56 63	
									188	A Quinnipiac	71 74	
									227	A Stetson	52 68	
									232	A Fairfield	70 72	
									232	H Fairfield	70 63	
									247	N Appalachian St.	57 74	
									249	A Iona	72 78	
									249	H Iona	57 60	
									259	A Youngstown St.	59 87	
									280	A Siena	43 72	
									280	H Siena	63 68	
									282	A Niagara	62 81	
									282	H Niagara	78 56	
									294	H St. Bonaventure	84 82	
									297	A Monmouth	71 62	
									297	H Monmouth	54 53	
									306	A Vermont	53 76	
									319	H Albany (NY)	53 70	
									323	A Saint Peter's	58 67	
									323	H Saint Peter's	68 86	
LAST 10 Division I												
			90	A Rider	48 87	323	A Saint Peter's	58 67				
			249	A Iona	72 78	54	A Marist	72 86				
			282	H Niagara	78 56	232	H Fairfield	70 63				
			297	H Monmouth	54 53	249	H Iona	57 60				
			186	H Manhattan	56 63	280	A Siena	43 72				

Non-Div I Games:

Canisius

■ Loss,
 ■ Non-Conf,
 ■ S Site,
 ■ H Home
 ■ A Away
 N Neutral

Central Ark.

Through Games Of March 2, 2020

Average RPI Win:	285	WON-LOST	WINNING	LAST 10	STRENGTH OF	OPP. STRENGTH	TEAM	ADJ.	CONF.	ADJ CONF.
Average RPI Loss:	139	RECORD	PCT. RANK	GAMES	SCHEDULE	OF SCHEDULE	RPI	RPI	RPI	RPI
DIV. I ONLY	8- 16	273	3-7	149	287	234	234	23	23	
DIV. I NON-CONF.	1- 5	313	0	39	161	233	233	24	24	
TOTALS	RPI 1-25	RPI 26-50	W-L RECORDS	RPI 51-100	RPI 101-150	RPI 150+				
8- 16	0- 1	0- 0	OVERALL	0- 6	0- 2	8- 7				
4- 5	0- 0	0- 0	HOME	0- 2	0- 1	4- 2				
4- 11	0- 1	0- 0	AWAY	0- 4	0- 1	4- 5				
0- 0	0- 0	0- 0	NEUTRAL	0- 0	0- 0	0- 0				
1- 5	0- 1	0- 0	NON-CONFERENCE	0- 1	0- 0	1- 3				
1- 0	0- 0	0- 0	HOME	0- 0	0- 0	1- 0				
0- 5	0- 1	0- 0	AWAY	0- 1	0- 0	0- 3				
0- 0	0- 0	0- 0	NEUTRAL	0- 0	0- 0	0- 0				
7- 11	0- 0	0- 0	CONFERENCE	0- 5	0- 2	7- 4				
3- 5	0- 0	0- 0	HOME	0- 2	0- 1	3- 2				
4- 6	0- 0	0- 0	AWAY	0- 3	0- 1	4- 2				
0- 0	0- 0	0- 0	NEUTRAL	0- 0	0- 0	0- 0				

RPI 1-25				RPI 26-50				RPI 51-100				RPI 101+ Team's RPI: 234			
RPI	S	Opponent	Score	RPI	S	Opponent	Score	RPI	S	Opponent	Score	RPI	S	Opponent	Score
17	A	Texas A&M	46 76					59	A	Tennessee	36 63	150	A	Sam Houston St.	58 73
								79	A	A&M-Corpus Christi	47 67	150	H	Sam Houston St.	54 72
								94	A	SFA	41 102	158	H	Jackson St.	57 54
								94	H	SFA	37 58	166	A	Tulane	38 65
								99	A	Abilene Christian	71 93	169	A	New Orleans	73 85
								99	H	Abilene Christian	64 74	169	H	New Orleans	37 49
												177	A	Northern Ky.	56 72
												202	A	Little Rock	48 63
												237	A	Southeastern La.	42 63
												256	A	Incarnate Word	47 37
												260	A	Nicholls St.	53 46
												260	H	Nicholls St.	58 67
												261	H	Lamar University	53 29
												321	H	Houston Baptist	63 39
												336	A	Northwestern St.	51 44
												345	A	McNeese	70 57
												345	H	McNeese	70 49
LAST 10 Division I															
				99	A	Abilene Christian	71 93	345	H	McNeese	70 49				
				260	H	Nicholls St.	58 67	261	H	Lamar University	53 29				
				94	H	SFA	37 58	336	A	Northwestern St.	51 44				
				150	A	Sam Houston St.	58 73	237	A	Southeastern La.	42 63				
				169	A	New Orleans	73 85	99	H	Abilene Christian	64 74				

Non-Div I Games: Hendrix 104 28 Central Baptist 66 43 Crowley's Ridge 82 26

Central Ark.

Loss, Non-Conf, S Site, H Home A Away N Neutral

Average RPI Win:	326	WON-LOST	WINNING	LAST 10	STRENGTH OF	OPP. STRENGTH	TEAM	ADJ.	CONF.	ADJ CONF.
Average RPI Loss:	229	RECORD	PCT. RANK	GAMES	SCHEDULE	OF SCHEDULE	RPI	RPI	RPI	RPI
DIV. I ONLY	3- 25	339	2-8	330	336	346	346	30	30	
DIV. I NON-CONF.	1- 10	329	0	303	254	334	334	30	30	
TOTALS	RPI 1-25	RPI 26-50	W-L RECORDS	RPI 51-100	RPI 101-150	RPI 150+				
3- 25	0- 0	0- 1	OVERALL	0- 0	0- 6	3- 18				
2- 9	0- 0	0- 0	HOME	0- 0	0- 1	2- 8				
1- 16	0- 0	0- 1	AWAY	0- 0	0- 5	1- 10				
0- 0	0- 0	0- 0	NEUTRAL	0- 0	0- 0	0- 0				
1- 10	0- 0	0- 1	NON-CONFERENCE	0- 0	0- 3	1- 6				
0- 3	0- 0	0- 0	HOME	0- 0	0- 0	0- 3				
1- 7	0- 0	0- 1	AWAY	0- 0	0- 3	1- 3				
0- 0	0- 0	0- 0	NEUTRAL	0- 0	0- 0	0- 0				
2- 15	0- 0	0- 0	CONFERENCE	0- 0	0- 3	2- 12				
2- 6	0- 0	0- 0	HOME	0- 0	0- 1	2- 5				
0- 9	0- 0	0- 0	AWAY	0- 0	0- 2	0- 7				
0- 0	0- 0	0- 0	NEUTRAL	0- 0	0- 0	0- 0				

RPI S	Opponent	Score	RPI S	Opponent	Score	RPI S	Opponent	Score	RPI S	Opponent	Score	Team's RPI: 346
			34 A	FGCU	60 94				118 A	Robert Morris	42 80	
									118 H	Robert Morris	56 86	
									123 A	Duquesne	33 72	
									129 A	Buffalo	56 61	
									137 A	Lehigh	51 70	
									142 A	Mt. St. Mary's	64 72	
									182 A	Merrimack	46 56	
									182 H	Merrimack	56 65	
									194 A	Fla. Atlantic	54 72	
									205 H	Brown	73 83	
									218 H	UMass Lowell	54 56	
									267 A	New Hampshire	59 70	
									275 A	Saint Francis (PA)	68 72	
									275 H	Saint Francis (PA)	52 64	
									293 A	Pittsburgh	73 81	
									298 A	Wagner	56 63	
									298 H	Wagner	66 63	
									302 A	Sacred Heart	58 66	
									302 H	Sacred Heart	52 54	
									317 A	Fairleigh Dickinson	47 66	
									317 H	Fairleigh Dickinson	55 63	
									319 H	Albany (NY)	63 73	
									326 A	Bryant	47 59	
									326 H	Bryant	51 62	
									335 A	LIU Brooklyn	61 63	
									335 H	LIU Brooklyn	71 57	
LAST 10 Division I												
			335 H	LIU Brooklyn	71 57				326 A	Bryant	47 59	
			182 A	Merrimack	46 56				275 A	Saint Francis (PA)	68 72	
			298 A	Wagner	56 63				118 A	Robert Morris	42 80	
			317 H	Fairleigh Dickinson	55 63				302 H	Sacred Heart	52 54	
			326 H	Bryant	51 62				298 H	Wagner	66 63	

Non-Div I Games:

Central Conn. St.

■ Loss,
 ■ Non-Conf,
 ■ S Site,
 ■ H Home
 ■ A Away
 N Neutral

RPI	S	Opponent	Score
344	A	Hartford	61 54

Central Conn. St.

Central Mich.

Through Games Of March 2, 2020

Average RPI Win:	149	WON-LOST	WINNING	LAST 10	STRENGTH OF	OPP. STRENGTH	TEAM	ADJ.	CONF.	ADJ CONF.
Average RPI Loss:	51	RECORD	PCT. RANK	GAMES	SCHEDULE	OF SCHEDULE	RPI	RPI	RPI	RPI
DIV. I ONLY	22- 5	25	9-1	34	108	16	16	10	10	
DIV. I NON-CONF.	7- 4	100	0	7	76	21	21	10	10	
TOTALS	RPI 1-25	RPI 26-50	W-L RECORDS	RPI 51-100	RPI 101-150	RPI 150+				
22- 5	0- 1	1- 2	OVERALL	6- 1	4- 1	11- 0				
12- 1	0- 0	1- 0	HOME	4- 0	1- 1	6- 0				
10- 4	0- 1	0- 2	AWAY	2- 1	3- 0	5- 0				
0- 0	0- 0	0- 0	NEUTRAL	0- 0	0- 0	0- 0				
7- 4	0- 1	1- 2	NON-CONFERENCE	2- 0	1- 1	3- 0				
4- 1	0- 0	1- 0	HOME	1- 0	0- 1	2- 0				
3- 3	0- 1	0- 2	AWAY	1- 0	1- 0	1- 0				
0- 0	0- 0	0- 0	NEUTRAL	0- 0	0- 0	0- 0				
15- 1	0- 0	0- 0	CONFERENCE	4- 1	3- 0	8- 0				
8- 0	0- 0	0- 0	HOME	3- 0	1- 0	4- 0				
7- 1	0- 0	0- 0	AWAY	1- 1	2- 0	4- 0				
0- 0	0- 0	0- 0	NEUTRAL	0- 0	0- 0	0- 0				

RPI 1-25				RPI 26-50				RPI 51-100				RPI 101+			
RPI	S	Opponent	Score	RPI	S	Opponent	Score	RPI	S	Opponent	Score	RPI	S	Opponent	Score
5	A	Louisville	63 76	31	A	Western Ky.	58 93	54	H	Marist	77 54	106	A	Bethune-Cookman	92 67
				37	A	UCF	58 64	60	A	Ball St.	62 67	120	H	Green Bay	105 111
				48	H	Dayton	81 80	60	H	Ball St.	66 39	129	A	Buffalo	98 93
								69	A	South Dakota St.	79 74	146	A	Western Mich.	80 70
								87	A	Ohio	73 71	146	H	Western Mich.	76 60
								87	H	Ohio	92 90	151	H	Northeastern	79 63
								100	H	Kent St.	71 58	154	A	Akron	77 72
												175	A	Eastern Mich.	89 82
												181	H	Toledo	73 66
												190	A	Northern Ill.	70 66
												190	H	Northern Ill.	66 60
												212	A	Miami (OH)	99 87
												212	H	Miami (OH)	76 70
												249	H	Iona	70 50
												257	H	Bowling Green	82 75
												283	A	Oakland	65 47
LAST 10 Division I															
				60	A	Ball St.	62 67	212	A	Miami (OH)	99 87				
				146	H	Western Mich.	76 60	190	H	Northern Ill.	66 60				
				190	A	Northern Ill.	70 66	87	H	Ohio	92 90				
				100	H	Kent St.	71 58	129	A	Buffalo	98 93				
				257	H	Bowling Green	82 75	181	H	Toledo	73 66				

Non-Div I Games:

Central Mich.

■ Loss,
■ Non-Conf,
■ S Site,
■ H Home
■ A Away
N Neutral

Charleston So.

Through Games Of March 2, 2020

Average RPI Win:	250	WON-LOST	WINNING	LAST 10	STRENGTH OF	OPP. STRENGTH	TEAM	ADJ.	CONF.	ADJ CONF.
Average RPI Loss:	216	RECORD	PCT. RANK	GAMES	SCHEDULE	OF SCHEDULE	RPI	RPI	RPI	RPI
DIV. I ONLY	2- 23	346	1-9	248	339	343	343	25	25	
DIV. I NON-CONF.	0- 7	338	0	267	342	346	346	28	28	
TOTALS	RPI 1-25	RPI 26-50	W-L RECORDS	RPI 51-100	RPI 101-150	RPI 150+				
2- 23	0- 0	0- 1	OVERALL	0- 0	0- 6	2- 16				
1- 12	0- 0	0- 0	HOME	0- 0	0- 3	1- 9				
1- 11	0- 0	0- 1	AWAY	0- 0	0- 3	1- 7				
0- 0	0- 0	0- 0	NEUTRAL	0- 0	0- 0	0- 0				
0- 7	0- 0	0- 1	NON-CONFERENCE	0- 0	0- 2	0- 4				
0- 4	0- 0	0- 0	HOME	0- 0	0- 1	0- 3				
0- 3	0- 0	0- 1	AWAY	0- 0	0- 1	0- 1				
0- 0	0- 0	0- 0	NEUTRAL	0- 0	0- 0	0- 0				
2- 16	0- 0	0- 0	CONFERENCE	0- 0	0- 4	2- 12				
1- 8	0- 0	0- 0	HOME	0- 0	0- 2	1- 6				
1- 8	0- 0	0- 0	AWAY	0- 0	0- 2	1- 6				
0- 0	0- 0	0- 0	NEUTRAL	0- 0	0- 0	0- 0				

RPI S	Opponent	Score	RPI S	Opponent	Score	RPI S	Opponent	Score	RPI S	Opponent	Score	Team's RPI: 343
			39 A	Florida St.	36 88				106 H	Bethune-Cookman	41 81	
									119 A	Campbell	36 61	
									119 H	Campbell	42 43	
									138 A	North Carolina	54 85	
									148 A	Hampton	57 66	
									148 H	Hampton	59 64	
									173 H	High Point	70 84	
									180 A	Gardner-Webb	45 67	
									180 H	Gardner-Webb	52 79	
									191 A	Radford	35 72	
									191 H	Radford	40 64	
									220 H	North Dakota	57 73	
									250 A	UNC Asheville	60 48	
									250 H	UNC Asheville	56 54	
									258 A	Winthrop	46 56	
									258 H	Winthrop	53 58	
									262 H	Col. of Charleston	70 79	
									273 A	Longwood	64 84	
									307 A	Presbyterian	53 76	
									307 H	Presbyterian	46 67	
									328 A	USC Upstate	53 70	
									328 H	USC Upstate	64 71	
									342 A	Western Caro.	64 69	
									350 H	South Carolina St.	75 81	
LAST 10 Division I												
			148 A	Hampton	57 66				191 H	Radford	40 64	
			119 H	Campbell	42 43				258 A	Winthrop	46 56	
			250 H	UNC Asheville	56 54				180 A	Gardner-Webb	45 67	
			307 A	Presbyterian	53 76				307 H	Presbyterian	46 67	
			328 H	USC Upstate	64 71				258 H	Winthrop	53 58	

Non-Div I Games: Columbia (SC) 76 59 Virginia-Lynchburg 92 55

Charleston So.

Loss, Non-Conf, S Site, H Home A Away N Neutral

Average RPI Win:	191	WON-LOST	WINNING	LAST 10	STRENGTH OF	OPP. STRENGTH	TEAM	ADJ.	CONF.	ADJ CONF.
Average RPI Loss:	89	RECORD	PCT. RANK	GAMES	SCHEDULE	OF SCHEDULE	RPI	RPI	RPI	RPI
DIV. I ONLY	20- 7	43	9-1	139	112	55	55	13	13	
DIV. I NON-CONF.	9- 2	37	0	170	49	52	52	16	16	
TOTALS	RPI 1-25	RPI 26-50	W-L RECORDS	RPI 51-100	RPI 101-150	RPI 150+				
20- 7	1- 2	0- 2	OVERALL	2- 1	4- 0	13- 2				
11- 2	1- 0	0- 1	HOME	1- 1	1- 0	8- 0				
7- 5	0- 2	0- 1	AWAY	0- 0	3- 0	4- 2				
2- 0	0- 0	0- 0	NEUTRAL	1- 0	0- 0	1- 0				
9- 2	0- 1	0- 0	NON-CONFERENCE	1- 1	3- 0	5- 0				
4- 1	0- 0	0- 0	HOME	0- 1	1- 0	3- 0				
3- 1	0- 1	0- 0	AWAY	0- 0	2- 0	1- 0				
2- 0	0- 0	0- 0	NEUTRAL	1- 0	0- 0	1- 0				
11- 5	1- 1	0- 2	CONFERENCE	1- 0	1- 0	8- 2				
7- 1	1- 0	0- 1	HOME	1- 0	0- 0	5- 0				
4- 4	0- 1	0- 1	AWAY	0- 0	1- 0	3- 2				
0- 0	0- 0	0- 0	NEUTRAL	0- 0	0- 0	0- 0				

RPI 1-25				RPI 26-50				RPI 51-100				Team's RPI: 55		RPI 101+			
RPI	S	Opponent	Score	RPI	S	Opponent	Score	RPI	S	Opponent	Score			RPI	S	Opponent	Score
23	A	Old Dominion	51 54	31	H	Western Ky.	56 60	62	H	Rice	62 51			124	A	UAB	83 75
23	H	Old Dominion	63 59	49	A	Middle Tenn.	59 83	64	N	Boston College	84 68			127	A	Wake Forest	77 65
25	A	Kentucky	39 86					89	H	Fordham	51 76			128	H	Richmond	78 59
														132	A	Davidson	75 64
														166	N	Tulane	60 56
														179	H	Delaware	61 57
														180	H	Gardner-Webb	74 49
														194	A	Fla. Atlantic	44 65
														203	A	Southern Miss.	59 55
														203	H	Southern Miss.	63 59
														214	A	UTEP	76 82
														235	A	East Carolina	59 47
														246	H	Marshall	52 46
														248	H	North Texas	72 59
														272	H	Louisiana Tech	55 37
														301	A	FIU	64 50
														301	H	FIU	49 31
														311	A	UTSA	67 47
														315	H	UMES	64 44
LAST 10 Division I																	
				301	H	FIU	49 31					311	A	UTSA	67 47		
				203	A	Southern Miss.	59 55					214	A	UTEP	76 82		
				23	H	Old Dominion	63 59					203	H	Southern Miss.	63 59		
				62	H	Rice	62 51					272	H	Louisiana Tech	55 37		
				248	H	North Texas	72 59					301	A	FIU	64 50		

Non-Div I Games:

Charlotte

■ Loss,
 ■ Non-Conf, S Site,
 ■ Home
 ■ Away
 N Neutral

Chattanooga

Through Games Of March 2, 2020

Average RPI Win:	236	WON-LOST	WINNING	LAST 10	STRENGTH OF	OPP. STRENGTH	TEAM	ADJ.	CONF.	ADJ CONF.
Average RPI Loss:	133	RECORD	PCT. RANK	GAMES	SCHEDULE	OF SCHEDULE	RPI	RPI	RPI	RPI
DIV. I ONLY	11- 17	237	7-3	96	218	193	193	27	27	
DIV. I NON-CONF.	1- 13	337	0	9	95	207	207	21	21	
TOTALS	RPI 1-25	RPI 26-50	W-L RECORDS	RPI 51-100	RPI 101-150	RPI 150+				
11- 17	0- 2	0- 3	OVERALL	1- 4	1- 2	9- 6				
6- 7	0- 0	0- 2	HOME	0- 1	1- 1	5- 3				
5- 10	0- 2	0- 1	AWAY	1- 3	0- 1	4- 3				
0- 0	0- 0	0- 0	NEUTRAL	0- 0	0- 0	0- 0				
1- 13	0- 2	0- 3	NON-CONFERENCE	1- 4	0- 1	0- 3				
0- 6	0- 0	0- 2	HOME	0- 1	0- 1	0- 2				
1- 7	0- 2	0- 1	AWAY	1- 3	0- 0	0- 1				
0- 0	0- 0	0- 0	NEUTRAL	0- 0	0- 0	0- 0				
10- 4	0- 0	0- 0	CONFERENCE	0- 0	1- 1	9- 3				
6- 1	0- 0	0- 0	HOME	0- 0	1- 0	5- 1				
4- 3	0- 0	0- 0	AWAY	0- 0	0- 1	4- 2				
0- 0	0- 0	0- 0	NEUTRAL	0- 0	0- 0	0- 0				

RPI S	Opponent	Score	RPI S	Opponent	Score	RPI S	Opponent	Score	RPI S	Opponent	Score	Team's RPI: 193
5	A Louisville	37 86	43	H Troy	51 90	56	A Belmont	50 63	136	A UNC Greensboro	41 49	
21	A NC State	38 74	46	H Purdue	34 66	69	A South Dakota St.	56 71	136	H UNC Greensboro	74 59	
			47	A UT Martin	51 78	76	A Cincinnati	53 72	148	H Hampton	55 84	
						87	H Ohio	58 70	168	H Austin Peay	49 50	
						98	A Liberty	71 54	170	A Samford	46 60	
									170	H Samford	64 58	
									199	A Furman	69 63	
									199	H Furman	60 52	
									224	H Northern Colo.	42 59	
									270	A Wofford	51 49	
									270	H Wofford	80 76	
									286	A Eastern Ky.	65 71	
									289	A ETSU	91 82	
									289	H ETSU	69 65	
									329	A Mercer	48 55	
									329	H Mercer	58 52	
									342	A Western Caro.	59 52	
									342	H Western Caro.	53 61	
LAST 10 Division I												
289	H ETSU	69 65	342	H Western Caro.	53 61							
170	H Samford	64 58	136	H UNC Greensboro	74 59							
329	H Mercer	58 52	289	A ETSU	91 82							
270	A Wofford	51 49	329	A Mercer	48 55							
199	A Furman	69 63	170	A Samford	46 60							

Non-Div I Games:

Chattanooga

Loss, Non-Conf, S Site, H Home A Away N Neutral

Chicago St.

Through Games Of March 2, 2020

Average RPI Win:	251	WON-LOST	WINNING	LAST 10	STRENGTH OF	OPP. STRENGTH	TEAM	ADJ.	CONF.	ADJ CONF.
Average RPI Loss:	235	RECORD	PCT. RANK	GAMES	SCHEDULE	OF SCHEDULE	RPI	RPI	RPI	RPI
DIV. I ONLY	1- 26	350	1-9	306	327	349	349	31	31	
DIV. I NON-CONF.	0- 13	338	0	268	253	342	342	32	32	
TOTALS	RPI 1-25	RPI 26-50	W-L RECORDS	RPI 51-100	RPI 101-150	RPI 150+				
1- 26	0- 0	0- 1	OVERALL	0- 0	0- 4	1- 21				
0- 12	0- 0	0- 1	HOME	0- 0	0- 1	0- 10				
1- 13	0- 0	0- 0	AWAY	0- 0	0- 3	1- 10				
0- 1	0- 0	0- 0	NEUTRAL	0- 0	0- 0	0- 1				
0- 13	0- 0	0- 1	NON-CONFERENCE	0- 0	0- 4	0- 8				
0- 6	0- 0	0- 1	HOME	0- 0	0- 1	0- 4				
0- 6	0- 0	0- 0	AWAY	0- 0	0- 3	0- 3				
0- 1	0- 0	0- 0	NEUTRAL	0- 0	0- 0	0- 1				
1- 13	0- 0	0- 0	CONFERENCE	0- 0	0- 0	1- 13				
0- 6	0- 0	0- 0	HOME	0- 0	0- 0	0- 6				
1- 7	0- 0	0- 0	AWAY	0- 0	0- 0	1- 7				
0- 0	0- 0	0- 0	NEUTRAL	0- 0	0- 0	0- 0				

RPI S	Opponent	Score	RPI S	Opponent	Score	RPI S	Opponent	Score	RPI S	Opponent	Score	Team's RPI: 349
			27 H	Arizona	50 82				105 A	UT Arlington	53 84	
									120 H	Green Bay	46 102	
									146 A	Western Mich.	69 90	
									149 A	Valparaiso	49 95	
									162 H	Loyola Chicago	53 98	
									192 A	Illinois	66 96	
									206 H	Western Ill.	78 88	
									211 A	UMKC	57 73	
									211 H	UMKC	50 85	
									230 A	Nevada	60 80	
									240 A	Grand Canyon	49 69	
									240 H	Grand Canyon	57 68	
									251 A	CSU Bakersfield	60 58	
									251 H	CSU Bakersfield	51 58	
									264 N	UC Santa Barbara	65 96	
									283 H	Oakland	70 98	
									291 A	California Baptist	68 103	
									291 H	California Baptist	65 80	
									296 A	Utah Valley	58 89	
									299 A	UTRGV	68 77	
									299 H	UTRGV	67 87	
									309 A	Seattle U	51 80	
									312 A	New Mexico St.	56 80	
									312 H	New Mexico St.	60 73	
									331 A	Evansville	42 76	
									340 H	UIC	61 73	
LAST 10 Division I												
			211 H	UMKC	50 85		312 A	New Mexico St.	56 80			
			291 A	California Baptist	68 103		211 A	UMKC	57 73			
			240 H	Grand Canyon	57 68		291 H	California Baptist	65 80			
			251 H	CSU Bakersfield	51 58		251 A	CSU Bakersfield	60 58			
			299 A	UTRGV	68 77		240 A	Grand Canyon	49 69			

Non-Div I Games:

Chicago St.

■ Loss,
■ Non-Conf,
■ S Site,
■ H Home
■ A Away
N Neutral

Average RPI Win: 184	WON-LOST	WINNING	LAST 10	STRENGTH OF	OPP. STRENGTH	TEAM	ADJ.	CONF.	ADJ CONF.
Average RPI Loss: 51	RECORD	PCT. RANK	GAMES	SCHEDULE	OF SCHEDULE	RPI	RPI	RPI	RPI
DIV. I ONLY	20- 9	63	7-3	118	68	76	76	9	9
DIV. I NON-CONF.	9- 4	84	0	211	38	131	131	9	9
TOTALS	RPI 1-25	RPI 26-50	W-L RECORDS	RPI 51-100	RPI 101-150	RPI 150+			
20- 9	0- 4	1- 2	OVERALL	3- 2	2- 0	14- 1			
14- 3	0- 2	1- 0	HOME	2- 1	2- 0	9- 0			
6- 4	0- 1	0- 1	AWAY	1- 1	0- 0	5- 1			
0- 2	0- 1	0- 1	NEUTRAL	0- 0	0- 0	0- 0			
9- 4	0- 2	0- 1	NON-CONFERENCE	2- 1	1- 0	6- 0			
7- 2	0- 1	0- 0	HOME	1- 1	1- 0	5- 0			
2- 0	0- 0	0- 0	AWAY	1- 0	0- 0	1- 0			
0- 2	0- 1	0- 1	NEUTRAL	0- 0	0- 0	0- 0			
11- 5	0- 2	1- 1	CONFERENCE	1- 1	1- 0	8- 1			
7- 1	0- 1	1- 0	HOME	1- 0	1- 0	4- 0			
4- 4	0- 1	0- 1	AWAY	0- 1	0- 0	4- 1			
0- 0	0- 0	0- 0	NEUTRAL	0- 0	0- 0	0- 0			

RPI 1-25				RPI 26-50				RPI 51-100 Team's RPI: 76				RPI 101+			
RPI	S	Opponent	Score	RPI	S	Opponent	Score	RPI	S	Opponent	Score	RPI	S	Opponent	Score
6	A	UConn	50 80	37	A	UCF	42 49	60	H	Ball St.	63 56	115	H	Utah	68 62
6	H	UConn	58 105	37	H	UCF	81 64	67	A	South Fla.	68 76	117	H	Temple	86 81
12	N	Iowa	61 69	50	N	Bucknell	48 56	67	H	South Fla.	60 55	166	A	Tulane	59 64
22	H	Ohio St.	73 78					91	H	Saint Louis	50 60	166	H	Tulane	87 63
								96	A	VCU	58 56	171	A	Wichita St.	75 54
												193	H	Chattanooga	72 53
												200	A	Memphis	73 66
												209	A	Houston	74 65
												209	H	Houston	85 66
												212	H	Miami (OH)	98 68
												221	A	SMU	73 58
												235	H	East Carolina	76 53
												241	H	Alabama A&M	62 47
												242	H	Tulsa	78 53
												263	A	Xavier	85 78
												293	H	Pittsburgh	69 53
												332	H	Coppin St.	86 40
LAST 10 Division I															
235	H	East Carolina	76 53	37	A	UCF	42 49								
171	A	Wichita St.	75 54	242	H	Tulsa	78 53								
6	H	UConn	58 105	221	A	SMU	73 58								
166	H	Tulane	87 63	67	H	South Fla.	60 55								
209	A	Houston	74 65	6	A	UConn	50 80								

Non-Div I Games:

Cincinnati

Average RPI Win:	227	WON-LOST	WINNING	LAST 10	STRENGTH OF	OPP. STRENGTH	TEAM	ADJ.	CONF.	ADJ CONF.
Average RPI Loss:	84	RECORD	PCT. RANK	GAMES	SCHEDULE	OF SCHEDULE	RPI	RPI	RPI	RPI
DIV. I ONLY	7- 22	307	0-10	59	65	228	228	5	5	
DIV. I NON-CONF.	4- 7	225	0	125	185	221	221	4	4	
TOTALS	RPI 1-25	RPI 26-50	W-L RECORDS	RPI 51-100	RPI 101-150	RPI 150+				
7- 22	1- 5	0- 3	OVERALL	0- 7	1- 4	5- 3				
4- 11	1- 3	0- 1	HOME	0- 4	0- 1	3- 2				
2- 10	0- 1	0- 2	AWAY	0- 3	1- 3	1- 1				
1- 1	0- 1	0- 0	NEUTRAL	0- 0	0- 0	1- 0				
4- 7	0- 3	0- 0	NON-CONFERENCE	0- 1	0- 0	4- 3				
2- 4	0- 1	0- 0	HOME	0- 1	0- 0	2- 2				
1- 2	0- 1	0- 0	AWAY	0- 0	0- 0	1- 1				
1- 1	0- 1	0- 0	NEUTRAL	0- 0	0- 0	1- 0				
3- 15	1- 2	0- 3	CONFERENCE	0- 6	1- 4	1- 0				
2- 7	1- 2	0- 1	HOME	0- 3	0- 1	1- 0				
1- 8	0- 0	0- 2	AWAY	0- 3	1- 3	0- 0				
0- 0	0- 0	0- 0	NEUTRAL	0- 0	0- 0	0- 0				

RPI 1-25				RPI 26-50				RPI 51-100				RPI 101+				Team's RPI: 228	
RPI	S	Opponent	Score	RPI	S	Opponent	Score	RPI	S	Opponent	Score	RPI	S	Opponent	Score		
1	H	South Carolina	48 84	32	A	Virginia Tech	50 71	57	A	Virginia	54 70	101	A	Notre Dame	71 55		
3	N	Maryland	44 63	39	A	Florida St.	54 81	58	H	Alabama	54 67	103	A	Syracuse	46 59		
5	H	Louisville	50 75	39	H	Florida St.	64 81	64	H	Boston College	68 70	127	A	Wake Forest	58 63		
12	A	Iowa	60 74					71	A	Georgia Tech	47 49	127	H	Wake Forest	52 66		
21	H	NC State	60 79					71	H	Georgia Tech	44 56	138	A	North Carolina	72 86		
24	H	Duke	62 58					97	A	Miami (FL)	64 68	155	H	N.C. A&T	74 82		
								97	H	Miami (FL)	48 63	199	H	Furman	77 71		
												213	A	Penn St.	55 68		
												293	H	Pittsburgh	75 67		
												318	H	Navy	52 65		
												320	H	Alabama St.	76 43		
												324	N	Alcorn	77 46		
												329	A	Mercer	65 61		
LAST 10 Division I																	
71	H	Georgia Tech	44 56	64	H	Boston College	68 70										
39	A	Florida St.	54 81	57	A	Virginia	54 70										
103	A	Syracuse	46 59	138	A	North Carolina	72 86										
97	H	Miami (FL)	48 63	21	H	NC State	60 79										
127	H	Wake Forest	52 66	32	A	Virginia Tech	50 71										

Non-Div I Games:

Clemson

■ Loss,
■ Non-Conf, S Site,
■ Home
■ Away
N Neutral

Cleveland St.

Through Games Of March 2, 2020

Average RPI Win:	279	WON-LOST	WINNING	LAST 10	STRENGTH OF	OPP. STRENGTH	TEAM	ADJ.	CONF.	ADJ CONF.
Average RPI Loss:	177	RECORD	PCT. RANK	GAMES	SCHEDULE	OF SCHEDULE	RPI	RPI	RPI	RPI
DIV. I ONLY	17- 10	92	4-6	349	257	201	201	22	22	
DIV. I NON-CONF.	8- 1	26	0	351	267	179	179	22	22	
TOTALS	RPI 1-25	RPI 26-50	W-L RECORDS	RPI 51-100	RPI 101-150	RPI 150+				
17- 10	0- 0	0- 0	OVERALL	0- 2	0- 2	17- 6				
7- 3	0- 0	0- 0	HOME	0- 1	0- 1	7- 1				
10- 7	0- 0	0- 0	AWAY	0- 1	0- 1	10- 5				
0- 0	0- 0	0- 0	NEUTRAL	0- 0	0- 0	0- 0				
8- 1	0- 0	0- 0	NON-CONFERENCE	0- 0	0- 0	8- 1				
1- 0	0- 0	0- 0	HOME	0- 0	0- 0	1- 0				
7- 1	0- 0	0- 0	AWAY	0- 0	0- 0	7- 1				
0- 0	0- 0	0- 0	NEUTRAL	0- 0	0- 0	0- 0				
9- 9	0- 0	0- 0	CONFERENCE	0- 2	0- 2	9- 5				
6- 3	0- 0	0- 0	HOME	0- 1	0- 1	6- 1				
3- 6	0- 0	0- 0	AWAY	0- 1	0- 1	3- 4				
0- 0	0- 0	0- 0	NEUTRAL	0- 0	0- 0	0- 0				

RPI S	Opponent	Score	RPI S	Opponent	Score	RPI S	Opponent	Score	RPI S	Opponent	Score	Team's RPI: 201
						74	A IUPUI	48 58	120	A Green Bay	51 81	
						74	H IUPUI	53 78	120	H Green Bay	54 74	
									153	A Wright St.	62 78	
									153	H Wright St.	73 75	
									154	H Akron	66 62	
									177	A Northern Ky.	73 68	
									177	H Northern Ky.	66 62	
									222	A Milwaukee	57 61	
									222	H Milwaukee	58 49	
									257	A Bowling Green	62 89	
									259	A Youngstown St.	72 84	
									259	H Youngstown St.	60 52	
									277	A Delaware St.	57 49	
									283	A Oakland	79 58	
									283	H Oakland	83 64	
									289	A ETSU	62 54	
									294	A St. Bonaventure	65 62	
									316	A Omaha	79 66	
									325	A Hofstra	61 51	
									334	A Detroit Mercy	59 70	
									334	H Detroit Mercy	68 63	
									335	A LIU Brooklyn	79 49	
									340	A UIC	83 43	
									340	H UIC	84 44	
									342	A Western Caro.	68 61	
LAST 10 Division I												
			222	A Milwaukee	57 61		153	H Wright St.	73 75			
			120	A Green Bay	51 81		177	H Northern Ky.	66 62			
			334	H Detroit Mercy	68 63		340	A UIC	83 43			
			283	H Oakland	83 64		74	A IUPUI	48 58			
			259	A Youngstown St.	72 84		120	H Green Bay	54 74			

Non-Div I Games: Davis & Elkins 110 41 Lake Erie 95 49

Cleveland St.

Loss, Non-Conf, S Site, H Home A Away N Neutral

Coastal Caro.

Through Games Of March 2, 2020

Average RPI Win: 242	WON-LOST	WINNING	LAST 10	STRENGTH OF	OPP. STRENGTH	TEAM	ADJ.	CONF.	ADJ CONF.
Average RPI Loss: 142	RECORD	PCT. RANK	GAMES	SCHEDULE	OF SCHEDULE	RPI	RPI	RPI	RPI
DIV. I ONLY	23- 3	12	10-0	310	263	83	83	21	21
DIV. I NON-CONF.	8- 1	26	0	341	321	164	164	20	20
TOTALS	RPI 1-25	RPI 26-50	W-L RECORDS	RPI 51-100	RPI 101-150	RPI 150+			
23- 3	0- 0	1- 1	OVERALL	0- 0	3- 1	19- 1			
12- 1	0- 0	1- 0	HOME	0- 0	2- 1	9- 0			
10- 2	0- 0	0- 1	AWAY	0- 0	1- 0	9- 1			
1- 0	0- 0	0- 0	NEUTRAL	0- 0	0- 0	1- 0			
8- 1	0- 0	0- 0	NON-CONFERENCE	0- 0	1- 1	7- 0			
4- 1	0- 0	0- 0	HOME	0- 0	1- 1	3- 0			
3- 0	0- 0	0- 0	AWAY	0- 0	0- 0	3- 0			
1- 0	0- 0	0- 0	NEUTRAL	0- 0	0- 0	1- 0			
15- 2	0- 0	1- 1	CONFERENCE	0- 0	2- 0	12- 1			
8- 0	0- 0	1- 0	HOME	0- 0	1- 0	6- 0			
7- 2	0- 0	0- 1	AWAY	0- 0	1- 0	6- 1			
0- 0	0- 0	0- 0	NEUTRAL	0- 0	0- 0	0- 0			

RPI S	Opponent	Score	RPI S	Opponent	Score	RPI S	Opponent	Score	RPI S	Opponent	Score
43	A Troy	77 84	43	H Troy	124 103				105	A UT Arlington	80 62
									105	H UT Arlington	62 56
									128	H Richmond	67 79
									136	H UNC Greensboro	63 54
									178	N Elon	76 65
									185	H Louisiana	83 74
									202	A Little Rock	68 48
									238	A South Alabama	71 62
									238	H South Alabama	76 73
									245	H George Mason	74 59
									247	A Appalachian St.	80 53
									252	A Texas St.	69 59
									252	H Texas St.	75 67
									254	A Arkansas St.	61 63
									270	A Wofford	78 73
									271	A UNCW	62 43
									300	A Ga. Southern	90 74
									300	H Ga. Southern	66 59
									313	A Georgia St.	66 50
									313	H Georgia St.	87 45
									327	H Ark.-Pine Bluff	76 69
									342	A Western Caro.	66 43
									348	H La.-Monroe	88 69
									350	H South Carolina St.	85 44

LAST 10 Division I

185	H Louisiana	83 74	43	H Troy	124 103
348	H La.-Monroe	88 69	105	A UT Arlington	80 62
313	A Georgia St.	66 50	252	A Texas St.	69 59
300	A Ga. Southern	90 74	313	H Georgia St.	87 45
238	H South Alabama	76 73	300	H Ga. Southern	66 59

Non-Div I Games: UNC Pembroke 86 44 Wesleyan (GA) 132 32

Coastal Caro.

Loss, Non-Conf, S Site, H Home A Away N Neutral

Average RPI Win:	255	WON-LOST	WINNING	LAST 10	STRENGTH OF	OPP. STRENGTH	TEAM	ADJ.	CONF.	ADJ CONF.
Average RPI Loss:	161	RECORD	PCT. RANK	GAMES	SCHEDULE	OF SCHEDULE	RPI	RPI	RPI	RPI
DIV. I ONLY	12- 14	195	4-6	320	196	262	262	14	14	
DIV. I NON-CONF.	6- 4	123	0	346	338	265	265	13	13	
TOTALS	RPI 1-25	RPI 26-50	W-L RECORDS	RPI 51-100	RPI 101-150	RPI 150+				
12- 14	0- 0	1- 2	OVERALL	0- 0	0- 4	11- 8				
7- 6	0- 0	1- 1	HOME	0- 0	0- 2	6- 3				
5- 8	0- 0	0- 1	AWAY	0- 0	0- 2	5- 5				
0- 0	0- 0	0- 0	NEUTRAL	0- 0	0- 0	0- 0				
6- 4	0- 0	0- 0	NON-CONFERENCE	0- 0	0- 2	6- 2				
2- 2	0- 0	0- 0	HOME	0- 0	0- 1	2- 1				
4- 2	0- 0	0- 0	AWAY	0- 0	0- 1	4- 1				
0- 0	0- 0	0- 0	NEUTRAL	0- 0	0- 0	0- 0				
6- 10	0- 0	1- 2	CONFERENCE	0- 0	0- 2	5- 6				
5- 4	0- 0	1- 1	HOME	0- 0	0- 1	4- 2				
1- 6	0- 0	0- 1	AWAY	0- 0	0- 1	1- 4				
0- 0	0- 0	0- 0	NEUTRAL	0- 0	0- 0	0- 0				

RPI S	Opponent	Score	RPI S	Opponent	Score	RPI S	Opponent	Score	RPI S	Opponent	Score	Team's RPI: 262
36	A James Madison	50	81	36	H James Madison	53	87	40	H Drexel	73	59	
LAST 10 Division I												
151	H Northeastern	66	61	178	H Elon	57	85	108	A William & Mary	60	85	
325	H Hofstra	67	63	108	H William & Mary	74	80	108	H William & Mary	74	80	
271	A UNCW	50	74	325	A Hofstra	63	60	127	A Wake Forest	50	106	
183	A Towson	72	83	151	A Northeastern	68	72	136	H UNC Greensboro	56	69	
36	A James Madison	50	81	151	H Northeastern	66	61	151	A Northeastern	68	72	
				173	A High Point	79	70	151	H Northeastern	66	61	
				178	A Elon	48	90	173	A Elon	48	90	
				178	H Elon	57	85	178	H Elon	57	85	
				179	H Delaware	84	73	179	H Delaware	84	73	
				183	A Towson	72	83	183	A Towson	72	83	
				183	H Towson	62	79	183	H Towson	62	79	
				245	H George Mason	61	72	245	H George Mason	61	72	
				258	A Winthrop	84	73	258	A Winthrop	84	73	
				271	A UNCW	50	74	271	A UNCW	50	74	
				271	H UNCW	67	63	271	H UNCW	67	63	
				305	H N.C. Central	85	78	305	H N.C. Central	85	78	
				307	A Presbyterian	54	58	307	A Presbyterian	54	58	
				325	A Hofstra	63	60	325	A Hofstra	63	60	
				325	H Hofstra	67	63	325	H Hofstra	67	63	
				342	H Western Caro.	73	62	342	H Western Caro.	73	62	
				343	A Charleston So.	79	70	343	A Charleston So.	79	70	
				350	A South Carolina St.	76	55	350	A South Carolina St.	76	55	

Non-Div I Games: Coker 82 57

Col. of Charleston

■ Loss,
 ■ Non-Conf,
 ■ S Site,
 ■ Home
 ■ A Away
 N Neutral

Average RPI Win:	226	WON-LOST	WINNING	LAST 10	STRENGTH OF	OPP. STRENGTH	TEAM	ADJ.	CONF.	ADJ CONF.
Average RPI Loss:	114	RECORD	PCT. RANK	GAMES	SCHEDULE	OF SCHEDULE	RPI	RPI	RPI	RPI
DIV. I ONLY	19- 9	71	6-4	217	159	102	102	15	15	
DIV. I NON-CONF.	8- 3	68	0	226	179	84	84	15	15	
TOTALS	RPI 1-25	RPI 26-50	W-L RECORDS	RPI 51-100	RPI 101-150	RPI 150+				
19- 9	0- 1	0- 2	OVERALL	1- 2	4- 1	14- 3				
11- 2	0- 0	0- 1	HOME	1- 0	1- 1	9- 0				
8- 7	0- 1	0- 1	AWAY	0- 2	3- 0	5- 3				
0- 0	0- 0	0- 0	NEUTRAL	0- 0	0- 0	0- 0				
8- 3	0- 1	0- 0	NON-CONFERENCE	1- 2	0- 0	7- 0				
5- 0	0- 0	0- 0	HOME	1- 0	0- 0	4- 0				
3- 3	0- 1	0- 0	AWAY	0- 2	0- 0	3- 0				
0- 0	0- 0	0- 0	NEUTRAL	0- 0	0- 0	0- 0				
11- 6	0- 0	0- 2	CONFERENCE	0- 0	4- 1	7- 3				
6- 2	0- 0	0- 1	HOME	0- 0	1- 1	5- 0				
5- 4	0- 0	0- 1	AWAY	0- 0	3- 0	2- 3				
0- 0	0- 0	0- 0	NEUTRAL	0- 0	0- 0	0- 0				

RPI 1-25				RPI 26-50				RPI 51-100				RPI 101+				Team's RPI: 102	
RPI	S	Opponent	Score	RPI	S	Opponent	Score	RPI	S	Opponent	Score	RPI	S	Opponent	Score		
7	A	Northwestern	44 73	50	A	Bucknell	43 66	53	H	Yale	70 67	121	A	Holy Cross	80 69		
				50	H	Bucknell	65 76	58	A	Alabama	52 72	121	H	Holy Cross	71 60		
								91	A	Saint Louis	51 61	130	A	Boston U.	70 61		
												130	H	Boston U.	58 60		
												137	A	Lehigh	82 73		
												161	A	Lafayette	39 55		
												161	H	Lafayette	73 52		
												187	A	Cornell	62 58		
												198	A	American	61 63		
												198	H	American	63 62		
												218	H	UMass Lowell	73 51		
												266	A	Loyola Maryland	76 74		
												266	H	Loyola Maryland	79 70		
												279	A	Army West Point	67 81		
												279	H	Army West Point	100 93		
												280	H	Siena	88 51		
												282	H	Niagara	85 72		
												298	H	Wagner	74 58		
												318	A	Navy	65 53		
												318	H	Navy	80 55		
												330	A	NJIT	79 52		
												337	A	Canisius	90 69		
LAST 10 Division I																	
279	A	Army West Point	67 81	130	H	Boston U.	58 60										
50	H	Bucknell	65 76	318	A	Navy	65 53										
121	A	Holy Cross	80 69	121	H	Holy Cross	71 60										
137	A	Lehigh	82 73	161	A	Lafayette	39 55										
266	H	Loyola Maryland	79 70	198	H	American	63 62										

Non-Div I Games:

Colgate

■ Loss,
■ Non-Conf,
■ S Site,
■ H Home
■ A Away
N Neutral

Colorado

Through Games Of March 2, 2020

Average RPI Win:	172	WON-LOST	WINNING	LAST 10	STRENGTH OF	OPP. STRENGTH	TEAM	ADJ.	CONF.	ADJ CONF.
Average RPI Loss:	42	RECORD	PCT. RANK	GAMES	SCHEDULE	OF SCHEDULE	RPI	RPI	RPI	RPI
DIV. I ONLY	16- 13	149	2-8	50	21	80	80	1	1	
DIV. I NON-CONF.	11- 0	1	0	288	180	49	49	1	1	
TOTALS	RPI 1-25	RPI 26-50	W-L RECORDS	RPI 51-100	RPI 101-150	RPI 150+				
16- 13	0- 8	1- 1	OVERALL	1- 1	6- 3	8- 0				
9- 6	0- 4	1- 1	HOME	1- 0	3- 1	4- 0				
6- 7	0- 4	0- 0	AWAY	0- 1	2- 2	4- 0				
1- 0	0- 0	0- 0	NEUTRAL	0- 0	1- 0	0- 0				
11- 0	0- 0	0- 0	NON-CONFERENCE	0- 0	3- 0	8- 0				
6- 0	0- 0	0- 0	HOME	0- 0	2- 0	4- 0				
4- 0	0- 0	0- 0	AWAY	0- 0	0- 0	4- 0				
1- 0	0- 0	0- 0	NEUTRAL	0- 0	1- 0	0- 0				
5- 13	0- 8	1- 1	CONFERENCE	1- 1	3- 3	0- 0				
3- 6	0- 4	1- 1	HOME	1- 0	1- 1	0- 0				
2- 7	0- 4	0- 0	AWAY	0- 1	2- 2	0- 0				
0- 0	0- 0	0- 0	NEUTRAL	0- 0	0- 0	0- 0				

RPI S Opponent	Score	RPI S Opponent	Score	RPI S Opponent	Score	RPI S Opponent	Score
2 A Oregon	46 104	27 H Arizona	50 38	84 A Southern California	55 66	107 A Washington St.	59 69
2 H Oregon	53 101	30 H Arizona St.	59 65	84 H Southern California	66 53	115 A Utah	80 70
8 A Stanford	68 76					115 H Utah	69 84
8 H Stanford	66 69					124 N UAB	77 69
13 A UCLA	52 62					125 A Washington	52 61
13 H UCLA	62 65					131 A California	62 50
18 A Oregon St.	60 72					131 H California	64 57
18 H Oregon St.	52 79					135 H Texas Southern	74 50
						145 H Wisconsin	74 57
						152 H Jacksonville	66 44
						157 A Wyoming	66 56
						166 A Tulane	62 52
						229 H Denver	96 70
						263 A Xavier	62 53
						274 H Indiana St.	59 46
						287 A Colorado St.	79 75
						330 H NJIT	80 57
LAST 10 Division I							
84 A Southern California	55 66	131 H California	64 57				
13 A UCLA	52 62	125 A Washington	52 61				
27 H Arizona	50 38	107 A Washington St.	59 69				
30 H Arizona St.	59 65	2 H Oregon	53 101				
8 H Stanford	66 69	18 H Oregon St.	52 79				

Non-Div I Games:

Colorado

Loss, Non-Conf, S Site, H Home A Away N Neutral

Colorado St.

Through Games Of March 2, 2020

Average RPI Win:	257	WON-LOST	WINNING	LAST 10	STRENGTH OF	OPP. STRENGTH	TEAM	ADJ.	CONF.	ADJ CONF.
Average RPI Loss:	170	RECORD	PCT. RANK	GAMES	SCHEDULE	OF SCHEDULE	RPI	RPI	RPI	RPI
DIV. I ONLY	10- 18	266	2-8	270	211	287	287	17	17	
DIV. I NON-CONF.	4- 5	195	0	307	258	276	276	19	19	
TOTALS	RPI 1-25	RPI 26-50	W-L RECORDS	RPI 51-100	RPI 101-150	RPI 150+				
10- 18	0- 0	0- 0	OVERALL	0- 5	0- 3	10- 10				
7- 7	0- 0	0- 0	HOME	0- 3	0- 1	7- 3				
3- 10	0- 0	0- 0	AWAY	0- 2	0- 2	3- 6				
0- 1	0- 0	0- 0	NEUTRAL	0- 0	0- 0	0- 1				
4- 5	0- 0	0- 0	NON-CONFERENCE	0- 2	0- 1	4- 2				
3- 2	0- 0	0- 0	HOME	0- 1	0- 0	3- 1				
1- 3	0- 0	0- 0	AWAY	0- 1	0- 1	1- 1				
0- 0	0- 0	0- 0	NEUTRAL	0- 0	0- 0	0- 0				
6- 13	0- 0	0- 0	CONFERENCE	0- 3	0- 2	6- 8				
4- 5	0- 0	0- 0	HOME	0- 2	0- 1	4- 2				
2- 7	0- 0	0- 0	AWAY	0- 1	0- 1	2- 5				
0- 1	0- 0	0- 0	NEUTRAL	0- 0	0- 0	0- 1				

RPI S	Opponent	Score	RPI S	Opponent	Score	RPI S	Opponent	Score	RPI S	Opponent	Score	Team's RPI: 287
						59	A Tennessee	41 79	116	A Idaho	54 61	
						68	A Fresno St.	53 55	147	A San Jose St.	64 69	
						68	H Fresno St.	61 79	147	H San Jose St.	53 58	
						80	H Colorado	75 79	157	A Wyoming	56 49	
						95	H Boise St.	69 72	157	H Wyoming	40 43	
									190	H Northern Ill.	75 80	
									219	A UNLV	52 56	
									219	H UNLV	60 56	
									224	A Northern Colo.	75 58	
									226	A New Mexico	62 73	
									230	A Nevada	63 74	
									230	H Nevada	75 70	
									239	A San Diego St.	49 59	
									239	H San Diego St.	61 64	
									242	A Tulsa	55 61	
									256	H Incarnate Word	75 47	
									269	A Air Force	44 49	
									269	H Air Force	60 40	
									269	N Air Force	48 60	
									278	A Utah St.	67 61	
									278	H Utah St.	56 55	
									304	H UC Riverside	52 40	
									351	H Mississippi Val.	65 46	
LAST 10 Division I												
			269	N Air Force	48 60	157	H Wyoming	40 43				
			269	A Air Force	44 49	278	A Utah St.	67 61				
			239	H San Diego St.	61 64	68	H Fresno St.	61 79				
			147	A San Jose St.	64 69	219	A UNLV	52 56				
			219	H UNLV	60 56	230	A Nevada	63 74				

Non-Div I Games: Western St. 56 47 Chadron St. 102 51

Colorado St.

Loss, Non-Conf, S Site, H Home A Away N Neutral

Average RPI Win: 195	WON-LOST	WINNING	LAST 10	STRENGTH OF	OPP. STRENGTH	TEAM	ADJ.	CONF.	ADJ CONF.
Average RPI Loss: 138	RECORD	PCT. RANK	GAMES	SCHEDULE	OF SCHEDULE	RPI	RPI	RPI	RPI
DIV. I ONLY	17- 8	68	7-3	252	110	109	109	7	7
DIV. I NON-CONF.	9- 4	84	0	330	206	181	181	8	8
TOTALS	RPI 1-25	RPI 26-50	W-L RECORDS	RPI 51-100	RPI 101-150	RPI 150+			
17- 8	0- 1	0- 0	OVERALL	2- 2	4- 2	11- 3			
10- 2	0- 0	0- 0	HOME	1- 1	2- 0	7- 1			
7- 6	0- 1	0- 0	AWAY	1- 1	2- 2	4- 2			
0- 0	0- 0	0- 0	NEUTRAL	0- 0	0- 0	0- 0			
9- 4	0- 0	0- 0	NON-CONFERENCE	1- 0	2- 2	6- 2			
6- 1	0- 0	0- 0	HOME	1- 0	1- 0	4- 1			
3- 3	0- 0	0- 0	AWAY	0- 0	1- 2	2- 1			
0- 0	0- 0	0- 0	NEUTRAL	0- 0	0- 0	0- 0			
8- 4	0- 1	0- 0	CONFERENCE	1- 2	2- 0	5- 1			
4- 1	0- 0	0- 0	HOME	0- 1	1- 0	3- 0			
4- 3	0- 1	0- 0	AWAY	1- 1	1- 0	2- 1			
0- 0	0- 0	0- 0	NEUTRAL	0- 0	0- 0	0- 0			

RPI 1-25				RPI 26-50				RPI 51-100				RPI 101+ Team's RPI: 109			
RPI	S	Opponent	Score	RPI	S	Opponent	Score	RPI	S	Opponent	Score	RPI	S	Opponent	Score
11	A	Princeton	55 77					53	A	Yale	74 65	110	A	Vanderbilt	51 72
								53	H	Yale	60 85	118	A	Robert Morris	61 59
								66	A	Penn	84 86	122	A	Harvard	62 57
								89	H	Fordham	70 51	122	H	Harvard	89 64
												129	A	Buffalo	75 82
												132	H	Davidson	63 60
												174	A	Dartmouth	62 50
												174	H	Dartmouth	73 63
												187	A	Cornell	77 80
												187	H	Cornell	76 66
												205	A	Brown	76 66
												205	H	Brown	74 60
												222	H	Milwaukee	74 46
												231	H	Saint Joseph's	57 71
												243	H	Georgetown	54 49
												279	A	Army West Point	71 62
												319	A	Albany (NY)	78 82
												329	H	Mercer	77 48
												330	H	NJIT	99 43
												333	A	Tennessee St.	75 65
LAST 10 Division I															
174	A	Dartmouth	62 50	174	H	Dartmouth	73 63								
122	A	Harvard	62 57	11	A	Princeton	55 77								
53	A	Yale	74 65	66	A	Penn	84 86								
205	A	Brown	76 66	205	H	Brown	74 60								
122	H	Harvard	89 64	53	H	Yale	60 85								

Non-Div I Games:

Columbia

■ Loss,
 ■ Non-Conf, S Site,
 ■ Home
 ■ Away
 N Neutral

Average RPI Win: 274	WON-LOST	WINNING	LAST 10	STRENGTH OF	OPP. STRENGTH	TEAM	ADJ.	CONF.	ADJ CONF.
Average RPI Loss: 199	RECORD	PCT. RANK	GAMES	SCHEDULE	OF SCHEDULE	RPI	RPI	RPI	RPI
DIV. I ONLY	3- 24	334	3-7	241	308	332	332	29	29
DIV. I NON-CONF.	0- 12	338	0	114	175	320	320	29	29
TOTALS	RPI 1-25	RPI 26-50	W-L RECORDS	RPI 51-100	RPI 101-150	RPI 150+			
3- 24	0- 0	0- 3	OVERALL	0- 3	0- 2	3- 16			
1- 9	0- 0	0- 0	HOME	0- 0	0- 0	1- 9			
2- 15	0- 0	0- 3	AWAY	0- 3	0- 2	2- 7			
0- 0	0- 0	0- 0	NEUTRAL	0- 0	0- 0	0- 0			
0- 12	0- 0	0- 3	NON-CONFERENCE	0- 3	0- 1	0- 5			
0- 2	0- 0	0- 0	HOME	0- 0	0- 0	0- 2			
0- 10	0- 0	0- 3	AWAY	0- 3	0- 1	0- 3			
0- 0	0- 0	0- 0	NEUTRAL	0- 0	0- 0	0- 0			
3- 12	0- 0	0- 0	CONFERENCE	0- 0	0- 1	3- 11			
1- 7	0- 0	0- 0	HOME	0- 0	0- 0	1- 7			
2- 5	0- 0	0- 0	AWAY	0- 0	0- 1	2- 4			
0- 0	0- 0	0- 0	NEUTRAL	0- 0	0- 0	0- 0			

RPI S	Opponent	Score	RPI S	Opponent	Score	RPI S	Opponent	Score	RPI S	Opponent	Score	Team's RPI: 332
29	A South Dakota	44 82	64	A West Virginia	47 82	106	A Bethune-Cookman	51 82				
42	A Rutgers	33 107	69	A South Dakota St.	41 94	141	A George Washington	35 54				
48	A Dayton	48 78	76	A Cincinnati	40 86	155	H N.C. A&T	38 84				
						156	A Norfolk St.	57 55				
						156	H Norfolk St.	48 85				
						189	A La Salle	46 79				
						244	A Morgan St.	42 68				
						244	H Morgan St.	42 47				
						246	A Marshall	47 60				
						265	A Howard	52 64				
						265	H Howard	54 66				
						277	A Delaware St.	55 72				
						277	H Delaware St.	65 72				
						282	H Niagara	67 82				
						290	A UMBC	48 71				
						305	H N.C. Central	44 58				
						315	H UMES	66 63				
						323	H Saint Peter's	57 82				
						341	A Florida A&M	48 58				
						350	A South Carolina St.	61 42				
						350	H South Carolina St.	60 71				
LAST 10 Division I												
244	A Morgan St.	42 68	305	H N.C. Central	44 58							
277	H Delaware St.	65 72	265	A Howard	52 64							
156	A Norfolk St.	57 55	277	A Delaware St.	55 72							
350	A South Carolina St.	61 42	265	H Howard	54 66							
315	H UMES	66 63	244	H Morgan St.	42 47							

Non-Div I Games:

Coppin St.

Average RPI Win:	245	WON-LOST	WINNING	LAST 10	STRENGTH OF	OPP. STRENGTH	TEAM	ADJ.	CONF.	ADJ CONF.
Average RPI Loss:	103	RECORD	PCT. RANK	GAMES	SCHEDULE	OF SCHEDULE	RPI	RPI	RPI	RPI
DIV. I ONLY	10- 14	226	2-8	137	140	187	187	7	7	
DIV. I NON-CONF.	7- 5	131	0	234	273	175	175	8	8	
TOTALS	RPI 1-25	RPI 26-50	W-L RECORDS	RPI 51-100	RPI 101-150	RPI 150+				
10- 14	0- 2	0- 0	OVERALL	0- 4	2- 4	8- 4				
5- 6	0- 0	0- 0	HOME	0- 1	1- 3	4- 2				
5- 8	0- 2	0- 0	AWAY	0- 3	1- 1	4- 2				
0- 0	0- 0	0- 0	NEUTRAL	0- 0	0- 0	0- 0				
7- 5	0- 1	0- 0	NON-CONFERENCE	0- 1	0- 2	7- 1				
3- 3	0- 0	0- 0	HOME	0- 0	0- 2	3- 1				
4- 2	0- 1	0- 0	AWAY	0- 1	0- 0	4- 0				
0- 0	0- 0	0- 0	NEUTRAL	0- 0	0- 0	0- 0				
3- 9	0- 1	0- 0	CONFERENCE	0- 3	2- 2	1- 3				
2- 3	0- 0	0- 0	HOME	0- 1	1- 1	1- 1				
1- 6	0- 1	0- 0	AWAY	0- 2	1- 1	0- 2				
0- 0	0- 0	0- 0	NEUTRAL	0- 0	0- 0	0- 0				

RPI	S	Opponent	Score	RPI	S	Opponent	Score	RPI	S	Opponent	Score	RPI	S	Opponent	Score	Team's RPI: 187
11	A	Princeton	29 60					53	A	Yale	51 65	102	H	Colgate	58 62	
19	A	TCU	49 59					53	H	Yale	67 74	109	A	Columbia	66 76	
								64	A	West Virginia	62 68	109	H	Columbia	80 77	
								66	A	Penn	41 63	122	A	Harvard	55 47	
												122	H	Harvard	58 73	
												123	H	Duquesne	62 72	
												164	H	Binghamton	56 59	
												174	A	Dartmouth	79 82	
												174	H	Dartmouth	65 67	
												205	A	Brown	73 77	
												205	H	Brown	74 63	
												218	A	UMass Lowell	70 56	
												277	A	Delaware St.	77 51	
												282	H	Niagara	82 59	
												289	H	ETSU	71 43	
												294	A	St. Bonaventure	70 42	
												319	A	Albany (NY)	71 51	
												330	H	NJIT	68 44	
LAST 10 Division I																
122	A	Harvard	55 47	122	H	Harvard	58 73									
174	A	Dartmouth	79 82	66	A	Penn	41 63									
205	A	Brown	73 77	11	A	Princeton	29 60									
53	A	Yale	51 65	53	H	Yale	67 74									
174	H	Dartmouth	65 67	205	H	Brown	74 63									

Non-Div I Games:

Cornell

■ Loss,
 ■ Non-Conf, S Site,
 ■ Home
 ■ Away
 N Neutral

Creighton

Through Games Of March 2, 2020

Average RPI Win:	148	WON-LOST	WINNING	LAST 10	STRENGTH OF	OPP. STRENGTH	TEAM	ADJ.	CONF.	ADJ CONF.
Average RPI Loss:	52	RECORD	PCT. RANK	GAMES	SCHEDULE	OF SCHEDULE	RPI	RPI	RPI	RPI
DIV. I ONLY	19- 10	80	6-4	61	59	45	45	6	6	
DIV. I NON-CONF.	8- 3	68	0	42	33	19	19	6	6	
TOTALS	RPI 1-25	RPI 26-50	W-L RECORDS	RPI 51-100	RPI 101-150	RPI 150+				
19- 10	1- 1	1- 4	OVERALL	7- 5	1- 0	9- 0				
10- 3	0- 1	1- 0	HOME	4- 2	0- 0	5- 0				
7- 7	1- 0	0- 4	AWAY	2- 3	0- 0	4- 0				
2- 0	0- 0	0- 0	NEUTRAL	1- 0	1- 0	0- 0				
8- 3	0- 0	0- 3	NON-CONFERENCE	4- 0	1- 0	3- 0				
4- 0	0- 0	0- 0	HOME	2- 0	0- 0	2- 0				
2- 3	0- 0	0- 3	AWAY	1- 0	0- 0	1- 0				
2- 0	0- 0	0- 0	NEUTRAL	1- 0	1- 0	0- 0				
11- 7	1- 1	1- 1	CONFERENCE	3- 5	0- 0	6- 0				
6- 3	0- 1	1- 0	HOME	2- 2	0- 0	3- 0				
5- 4	1- 0	0- 1	AWAY	1- 3	0- 0	3- 0				
0- 0	0- 0	0- 0	NEUTRAL	0- 0	0- 0	0- 0				

RPI 1-25				RPI 26-50				RPI 51-100				RPI 101+			
RPI	S	Opponent	Score	RPI	S	Opponent	Score	RPI	S	Opponent	Score	RPI	S	Opponent	Score
20	A	DePaul	63 61	26	A	Drake	53 63	63	A	St. John's (NY)	58 63	117	N	Temple	69 59
20	H	DePaul	71 74	28	A	Marquette	50 52	63	H	St. John's (NY)	70 77	171	H	Wichita St.	56 46
				28	H	Marquette	72 62	64	N	West Virginia	82 75	184	A	Providence	77 68
				29	A	South Dakota	65 72	69	H	South Dakota St.	61 48	184	H	Providence	72 63
				30	A	Arizona St.	55 70	72	A	Villanova	58 42	243	A	Georgetown	65 56
								72	H	Villanova	67 47	243	H	Georgetown	95 78
								73	A	Seton Hall	70 82	263	A	Xavier	76 62
								73	H	Seton Hall	78 66	263	H	Xavier	62 55
								75	H	UNI	57 54	268	H	North Dakota St.	70 59
								88	A	Nebraska	79 74	316	A	Omaha	67 54
								93	A	Butler	61 76				
								93	H	Butler	67 73				
LAST 10 Division I															
243	H	Georgetown	95 78	63	H	St. John's (NY)	70 77								
72	H	Villanova	67 47	184	A	Providence	77 68								
263	A	Xavier	76 62	28	A	Marquette	50 52								
93	A	Butler	61 76	20	A	DePaul	63 61								
73	H	Seton Hall	78 66	93	H	Butler	67 73								

Non-Div I Games:

Creighton

Loss, Non-Conf, S Site, H Home A Away N Neutral

Dartmouth

Through Games Of March 2, 2020

Average RPI Win:	208	WON-LOST	WINNING	LAST 10	STRENGTH OF	OPP. STRENGTH	TEAM	ADJ.	CONF.	ADJ CONF.
Average RPI Loss:	118	RECORD	PCT. RANK	GAMES	SCHEDULE	OF SCHEDULE	RPI	RPI	RPI	RPI
DIV. I ONLY	9- 16	262	2-8	46	166	174	174	7	7	
DIV. I NON-CONF.	6- 7	182	0	148	286	159	159	8	8	
TOTALS	RPI 1-25	RPI 26-50	W-L RECORDS	RPI 51-100	RPI 101-150	RPI 150+				
9- 16	0- 3	0- 0	OVERALL	0- 3	1- 5	8- 5				
6- 6	0- 1	0- 0	HOME	0- 2	1- 1	5- 2				
3- 10	0- 2	0- 0	AWAY	0- 1	0- 4	3- 3				
0- 0	0- 0	0- 0	NEUTRAL	0- 0	0- 0	0- 0				
6- 7	0- 1	0- 0	NON-CONFERENCE	0- 0	0- 2	6- 4				
4- 1	0- 0	0- 0	HOME	0- 0	0- 0	4- 1				
2- 6	0- 1	0- 0	AWAY	0- 0	0- 2	2- 3				
0- 0	0- 0	0- 0	NEUTRAL	0- 0	0- 0	0- 0				
3- 9	0- 2	0- 0	CONFERENCE	0- 3	1- 3	2- 1				
2- 5	0- 1	0- 0	HOME	0- 2	1- 1	1- 1				
1- 4	0- 1	0- 0	AWAY	0- 1	0- 2	1- 0				
0- 0	0- 0	0- 0	NEUTRAL	0- 0	0- 0	0- 0				

RPI 1-25				RPI 26-50				RPI 51-100				RPI 101+ Team's RPI: 174			
RPI	S	Opponent	Score	RPI	S	Opponent	Score	RPI	S	Opponent	Score	RPI	S	Opponent	Score
7	A	Northwestern	37 79					53	H	Yale	47 67	109	A	Columbia	63 73
11	A	Princeton	55 87					66	A	Penn	31 67	109	H	Columbia	50 62
11	H	Princeton	34 66					66	H	Penn	33 66	122	A	Harvard	49 64
												122	H	Harvard	63 62
												129	A	Buffalo	49 73
												130	A	Boston U.	56 74
												162	A	Loyola Chicago	40 61
												172	H	Maine	57 41
												182	H	Merrimack	57 52
												186	A	Manhattan	58 70
												187	A	Cornell	67 65
												187	H	Cornell	82 79
												205	H	Brown	71 83
												218	A	UMass Lowell	62 51
												232	A	Fairfield	52 51
												252	H	Texas St.	51 61
												266	A	Loyola Maryland	56 72
												267	H	New Hampshire	66 47
												306	H	Vermont	72 55
LAST 10 Division I															
109	H	Columbia	50 62	109	A	Columbia	63 73								
187	H	Cornell	82 79	53	H	Yale	47 67								
11	A	Princeton	55 87	205	H	Brown	71 83								
66	A	Penn	31 67	66	H	Penn	33 66								
187	A	Cornell	67 65	11	H	Princeton	34 66								

Non-Div I Games:

Dartmouth

Loss, Non-Conf, S Site, H Home A Away N Neutral

Davidson

Through Games Of March 2, 2020

Average RPI Win:	203	WON-LOST	WINNING	LAST 10	STRENGTH OF	OPP. STRENGTH	TEAM	ADJ.	CONF.	ADJ CONF.
Average RPI Loss:	112	RECORD	PCT. RANK	GAMES	SCHEDULE	OF SCHEDULE	RPI	RPI	RPI	RPI
DIV. I ONLY	14- 14	172	3-7	119	132	132	132	12	12	
DIV. I NON-CONF.	6- 6	164	0	151	153	119	119	12	12	
TOTALS	RPI 1-25	RPI 26-50	W-L RECORDS	RPI 51-100	RPI 101-150	RPI 150+				
14- 14	0- 1	0- 3	OVERALL	2- 3	2- 5	10- 2				
6- 5	0- 0	0- 1	HOME	1- 2	2- 1	3- 1				
7- 9	0- 1	0- 2	AWAY	1- 1	0- 4	6- 1				
1- 0	0- 0	0- 0	NEUTRAL	0- 0	0- 0	1- 0				
6- 6	0- 1	0- 2	NON-CONFERENCE	0- 1	0- 2	6- 0				
2- 1	0- 0	0- 0	HOME	0- 1	0- 0	2- 0				
3- 5	0- 1	0- 2	AWAY	0- 0	0- 2	3- 0				
1- 0	0- 0	0- 0	NEUTRAL	0- 0	0- 0	1- 0				
8- 8	0- 0	0- 1	CONFERENCE	2- 2	2- 3	4- 2				
4- 4	0- 0	0- 1	HOME	1- 1	2- 1	1- 1				
4- 4	0- 0	0- 0	AWAY	1- 1	0- 2	3- 1				
0- 0	0- 0	0- 0	NEUTRAL	0- 0	0- 0	0- 0				

RPI	S	Opponent	Score	RPI	S	Opponent	Score	RPI	S	Opponent	Score	RPI	S	Opponent	Score	Team's RPI: 132
24	A	Duke	52 82	32	A	Virginia Tech	68 88	55	H	Charlotte	64 75	109	A	Columbia	60 63	
				40	A	Drexel	63 74	89	A	Fordham	46 47	123	H	Duquesne	79 76	
				48	H	Dayton	49 55	89	H	Fordham	74 62	128	A	Richmond	57 69	
								91	A	Saint Louis	65 58	133	A	Florida	50 55	
								96	H	VCU	51 55	141	H	George Washington	62 55	
												143	A	Massachusetts	48 61	
												143	H	Massachusetts	62 70	
												173	A	High Point	73 63	
												189	A	La Salle	70 61	
												211	A	UMKC	74 64	
												215	A	Rhode Island	77 70	
												215	H	Rhode Island	79 67	
												231	H	Saint Joseph's	54 63	
												243	H	Georgetown	66 52	
												245	A	George Mason	76 69	
												276	N	UC Irvine	78 72	
												289	A	ETSU	75 60	
												294	A	St. Bonaventure	56 68	
												342	H	Western Caro.	101 51	
LAST 10 Division I																
				96	H	VCU	51 55	89	A	Fordham	46 47					
				189	A	La Salle	70 61	294	A	St. Bonaventure	56 68					
				143	A	Massachusetts	48 61	48	H	Dayton	49 55					
				231	H	Saint Joseph's	54 63	143	H	Massachusetts	62 70					
				123	H	Duquesne	79 76	215	A	Rhode Island	77 70					

Non-Div I Games: Newberry 75 46

Davidson

■ Loss,
 ■ Non-Conf,
 ■ S Site,
 ■ H Home
 ■ A Away
 N Neutral

Average RPI Win: 180	WON-LOST	WINNING	LAST 10	STRENGTH OF	OPP. STRENGTH	TEAM	ADJ.	CONF.	ADJ CONF.
Average RPI Loss: 61	RECORD	PCT. RANK	GAMES	SCHEDULE	OF SCHEDULE	RPI	RPI	RPI	RPI
DIV. I ONLY	22- 8	49	9-1	106	79	48	48	12	12
DIV. I NON-CONF.	7- 7	164	0	129	11	133	133	12	12
TOTALS	RPI 1-25	RPI 26-50	W-L RECORDS	RPI 51-100	RPI 101-150	RPI 150+			
22- 8	0- 4	0- 0	OVERALL	4- 1	6- 3	12- 0			
11- 2	0- 2	0- 0	HOME	3- 0	2- 0	6- 0			
9- 3	0- 1	0- 0	AWAY	1- 1	4- 1	4- 0			
2- 3	0- 1	0- 0	NEUTRAL	0- 0	0- 2	2- 0			
7- 7	0- 4	0- 0	NON-CONFERENCE	0- 0	0- 3	7- 0			
3- 2	0- 2	0- 0	HOME	0- 0	0- 0	3- 0			
2- 2	0- 1	0- 0	AWAY	0- 0	0- 1	2- 0			
2- 3	0- 1	0- 0	NEUTRAL	0- 0	0- 2	2- 0			
15- 1	0- 0	0- 0	CONFERENCE	4- 1	6- 0	5- 0			
8- 0	0- 0	0- 0	HOME	3- 0	2- 0	3- 0			
7- 1	0- 0	0- 0	AWAY	1- 1	4- 0	2- 0			
0- 0	0- 0	0- 0	NEUTRAL	0- 0	0- 0	0- 0			

RPI	S	Opponent	Score	RPI	S	Opponent	Score	RPI	S	Opponent	Score	RPI	S	Opponent	Score
1	H	South Carolina	49 75					89	A	Fordham	38 50	114	N	Auburn	74 76
6	H	UConn	37 75					89	H	Fordham	48 44	123	H	Duquesne	54 41
9	N	Gonzaga	65 76					91	A	Saint Louis	78 66	127	N	Wake Forest	59 78
16	A	Central Mich.	80 81					91	H	Saint Louis	48 47	128	A	Richmond	65 51
								96	H	VCU	72 67	129	A	Buffalo	59 67
												132	A	Davidson	55 49
												141	A	George Washington	66 50
												141	H	George Washington	50 44
												143	A	Massachusetts	52 51
												151	A	Northeastern	71 60
												172	N	Maine	78 49
												181	A	Toledo	60 42
												189	A	La Salle	98 58
												215	H	Rhode Island	71 60
												231	A	Saint Joseph's	59 44
												235	N	East Carolina	94 68
												245	H	George Mason	59 55
												255	H	Lipscomb	82 60
												281	H	Morehead St.	58 41
												294	H	St. Bonaventure	78 51
												332	H	Coppin St.	78 48
LAST 10 Division I															
91	A	Saint Louis	78 66	143	A	Massachusetts	52 51								
294	H	St. Bonaventure	78 51	215	H	Rhode Island	71 60								
89	A	Fordham	38 50	132	A	Davidson	55 49								
141	H	George Washington	50 44	231	A	Saint Joseph's	59 44								
96	H	VCU	72 67	89	H	Fordham	48 44								

Non-Div I Games:

Dayton

■ Loss,
 ■ Non-Conf, S Site,
 ■ Home
 ■ Away
 N Neutral

Average RPI Win:	141	WON-LOST	WINNING	LAST 10	STRENGTH OF	OPP. STRENGTH	TEAM	ADJ.	CONF.	ADJ CONF.
Average RPI Loss:	34	RECORD	PCT. RANK	GAMES	SCHEDULE	OF SCHEDULE	RPI	RPI	RPI	RPI
DIV. I ONLY	25- 5	22	7-3	66	61	20	20	6	6	
DIV. I NON-CONF.	10- 2	29	0	44	35	16	16	6	6	
TOTALS	RPI 1-25	RPI 26-50	W-L RECORDS	RPI 51-100	RPI 101-150	RPI 150+				
25- 5	1- 2	3- 2	OVERALL	8- 1	2- 0	11- 0				
14- 2	0- 1	2- 1	HOME	5- 0	0- 0	7- 0				
11- 3	1- 1	1- 1	AWAY	3- 1	2- 0	4- 0				
0- 0	0- 0	0- 0	NEUTRAL	0- 0	0- 0	0- 0				
10- 2	1- 2	1- 0	NON-CONFERENCE	1- 0	2- 0	5- 0				
6- 1	0- 1	1- 0	HOME	1- 0	0- 0	4- 0				
4- 1	1- 1	0- 0	AWAY	0- 0	2- 0	1- 0				
0- 0	0- 0	0- 0	NEUTRAL	0- 0	0- 0	0- 0				
15- 3	0- 0	2- 2	CONFERENCE	7- 1	0- 0	6- 0				
8- 1	0- 0	1- 1	HOME	4- 0	0- 0	3- 0				
7- 2	0- 0	1- 1	AWAY	3- 1	0- 0	3- 0				
0- 0	0- 0	0- 0	NEUTRAL	0- 0	0- 0	0- 0				

RPI 1-25				RPI 26-50				RPI 51-100				RPI 101+			
RPI	S	Opponent	Score	RPI	S	Opponent	Score	RPI	S	Opponent	Score	RPI	S	Opponent	Score
6	H	UConn	74 84	28	A	Marquette	83 90	63	A	St. John's (NY)	71 65	101	A	Notre Dame	105 94
7	A	Northwestern	70 68	28	H	Marquette	89 71	63	H	St. John's (NY)	74 69	120	A	Green Bay	76 65
18	A	Oregon St.	77 98	40	H	Drexel	81 57	72	A	Villanova	58 76	162	A	Loyola Chicago	83 76
				45	A	Creighton	74 71	72	H	Villanova	85 69	184	A	Providence	80 67
				45	H	Creighton	61 63	73	A	Seton Hall	86 76	184	H	Providence	93 71
								73	H	Seton Hall	85 68	212	H	Miami (OH)	98 79
								93	A	Butler	80 65	222	H	Milwaukee	94 65
								93	H	Butler	89 60	243	A	Georgetown	87 69
								97	H	Miami (FL)	89 83	243	H	Georgetown	92 66
												254	H	Arkansas St.	109 64
												263	A	Xavier	91 68
												263	H	Xavier	97 65
												320	H	Alabama St.	105 76
LAST 10 Division I															
				28	A	Marquette	83 90	73	A	Seton Hall	86 76				
				72	A	Villanova	58 76	63	A	St. John's (NY)	71 65				
				243	A	Georgetown	87 69	184	H	Providence	93 71				
				263	H	Xavier	97 65	45	H	Creighton	61 63				
				93	H	Butler	89 60	243	H	Georgetown	92 66				

Non-Div I Games:

DePaul

■ Loss,
 ■ Non-Conf,
 ■ S Site,
 ■ H Home
 ■ A Away
 N Neutral

Delaware

Through Games Of March 2, 2020

Average RPI Win: 211	WON-LOST	WINNING	LAST 10	STRENGTH OF	OPP. STRENGTH	TEAM	ADJ.	CONF.	ADJ CONF.
Average RPI Loss: 124	RECORD	PCT. RANK	GAMES	SCHEDULE	OF SCHEDULE	RPI	RPI	RPI	RPI
DIV. I ONLY	10- 17	252	5-5	84	144	179	179	14	14
DIV. I NON-CONF.	4- 7	225	0	69	146	148	148	13	13
TOTALS	RPI 1-25	RPI 26-50	W-L RECORDS	RPI 51-100	RPI 101-150	RPI 150+			
10- 17	0- 1	0- 5	OVERALL	0- 1	1- 3	9- 7			
4- 7	0- 0	0- 2	HOME	0- 0	0- 2	4- 3			
5- 10	0- 1	0- 3	AWAY	0- 1	1- 1	4- 4			
1- 0	0- 0	0- 0	NEUTRAL	0- 0	0- 0	1- 0			
4- 7	0- 1	0- 1	NON-CONFERENCE	0- 1	1- 1	3- 3			
1- 3	0- 0	0- 0	HOME	0- 0	0- 1	1- 2			
2- 4	0- 1	0- 1	AWAY	0- 1	1- 0	1- 1			
1- 0	0- 0	0- 0	NEUTRAL	0- 0	0- 0	1- 0			
6- 10	0- 0	0- 4	CONFERENCE	0- 0	0- 2	6- 4			
3- 4	0- 0	0- 2	HOME	0- 0	0- 1	3- 1			
3- 6	0- 0	0- 2	AWAY	0- 0	0- 1	3- 3			
0- 0	0- 0	0- 0	NEUTRAL	0- 0	0- 0	0- 0			

RPI 1-25				RPI 26-50				RPI 51-100				RPI 101+ Team's RPI: 179			
RPI	S	Opponent	Score	RPI	S	Opponent	Score	RPI	S	Opponent	Score	RPI	S	Opponent	Score
3	A	Maryland	55 99	36	A	James Madison	64 69	55	A	Charlotte	57 61	108	A	William & Mary	58 68
				36	H	James Madison	39 60					108	H	William & Mary	60 78
				37	A	UCF	49 75					118	A	Robert Morris	73 62
				40	A	Drexel	59 63					141	H	George Washington	49 63
				40	H	Drexel	32 52					151	A	Northeastern	81 69
												151	H	Northeastern	62 72
												172	H	Maine	56 69
												178	A	Elon	65 56
												178	H	Elon	73 60
												180	A	Gardner-Webb	65 67
												183	A	Towson	66 76
												183	H	Towson	69 62
												195	N	Santa Clara	81 80
												216	A	Cal St. Fullerton	72 55
												245	H	George Mason	63 44
												262	A	Col. of Charleston	73 84
												271	A	UNCW	65 71
												277	H	Delaware St.	64 67
												325	A	Hofstra	77 67
												325	H	Hofstra	80 59
LAST 10 Division I															
				36	A	James Madison	64 69	325	A	Hofstra	77 67				
				183	A	Towson	66 76	151	A	Northeastern	81 69				
				108	H	William & Mary	60 78	183	H	Towson	69 62				
				178	H	Elon	73 60	36	H	James Madison	39 60				
				40	H	Drexel	32 52	178	A	Elon	65 56				

Non-Div I Games:

Delaware

Loss, Non-Conf, S Site, H Home A Away N Neutral

Average RPI Win: 303		WON-LOST	WINNING	LAST 10	STRENGTH OF	OPP. STRENGTH	TEAM	ADJ.	CONF.	ADJ CONF.
Average RPI Loss: 159		RECORD	PCT. RANK	GAMES	SCHEDULE	OF SCHEDULE	RPI	RPI	RPI	RPI
DIV. I ONLY		10- 16	241	5-5	219	343	277	277	29	29
DIV. I NON-CONF.		2- 9	304	0	53	328	257	257	29	29
TOTALS		RPI 1-25	RPI 26-50	W-L RECORDS	RPI 51-100	RPI 101-150	RPI 150+			
10- 16	0- 0		0- 1	OVERALL	0- 2	0- 3	10- 10			
6- 9	0- 0		0- 0	HOME	0- 1	0- 3	6- 5			
4- 7	0- 0		0- 1	AWAY	0- 1	0- 0	4- 5			
0- 0	0- 0		0- 0	NEUTRAL	0- 0	0- 0	0- 0			
2- 9	0- 0		0- 1	NON-CONFERENCE	0- 2	0- 2	2- 4			
1- 6	0- 0		0- 0	HOME	0- 1	0- 2	1- 3			
1- 3	0- 0		0- 1	AWAY	0- 1	0- 0	1- 1			
0- 0	0- 0		0- 0	NEUTRAL	0- 0	0- 0	0- 0			
8- 7	0- 0		0- 0	CONFERENCE	0- 0	0- 1	8- 6			
5- 3	0- 0		0- 0	HOME	0- 0	0- 1	5- 2			
3- 4	0- 0		0- 0	AWAY	0- 0	0- 0	3- 4			
0- 0	0- 0		0- 0	NEUTRAL	0- 0	0- 0	0- 0			

[illegible]

Non-Div I Games:	Post	67	41	Georgian Court	69	48
------------------	------	----	----	----------------	----	----

Delaware St.

Loss, Non-Conf, S Site, H Home A Away N Neutral

Denver

Average RPI Win: **245**
Average RPI Loss: **175**

WON-LOST
RECORD

WINNING
PCT. RANK

LAST 10
GAMES

Through Games Of March 2, 2020

STRENGTH OF
SCHEDULE

OPP. STRENGTH
OF SCHEDULE

TEAM
RPI

ADJ.
RPI

CONF.
RPI

ADJ CONF.
RPI

DIV. I ONLY	14- 14	172	7-3	249	256	229	229	19	19
DIV. I NON-CONF.	5- 7	205	0	219	327	277	277	18	18
TOTALS	RPI 1-25	RPI 26-50	W-L RECORDS	RPI 51-100	RPI 101-150	RPI 150+			
14- 14	0- 0	0- 2	OVERALL	1- 2	0- 1	13- 9			
10- 5	0- 0	0- 1	HOME	0- 1	0- 0	10- 3			
4- 7	0- 0	0- 1	AWAY	1- 1	0- 0	3- 5			
0- 2	0- 0	0- 0	NEUTRAL	0- 0	0- 1	0- 1			
5- 7	0- 0	0- 0	NON-CONFERENCE	0- 1	0- 1	5- 5			
5- 2	0- 0	0- 0	HOME	0- 0	0- 0	5- 2			
0- 3	0- 0	0- 0	AWAY	0- 1	0- 0	0- 2			
0- 2	0- 0	0- 0	NEUTRAL	0- 0	0- 1	0- 1			
9- 7	0- 0	0- 2	CONFERENCE	1- 1	0- 0	8- 4			
5- 3	0- 0	0- 1	HOME	0- 1	0- 0	5- 1			
4- 4	0- 0	0- 1	AWAY	1- 0	0- 0	3- 3			
0- 0	0- 0	0- 0	NEUTRAL	0- 0	0- 0	0- 0			

RPI S	Opponent	Score	RPI S	Opponent	Score	RPI S	Opponent	Score	RPI S	Opponent	Score	Team's RPI: 229
29	A South Dakota	61 104	29	H South Dakota	60 92	69	A South Dakota St.	72 62	146	N Western Mich.	70 79	
						69	H South Dakota St.	79 86	154	N Akron	72 88	
						80	A Colorado	70 96	157	H Wyoming	71 57	
									176	H Southern Utah	81 73	
									206	A Western Ill.	75 82	
									206	H Western Ill.	84 78	
									211	A UMKC	79 83	
									217	A Oral Roberts	72 84	
									217	H Oral Roberts	91 79	
									220	A North Dakota	91 81	
									220	H North Dakota	82 90	
									224	H Northern Colo.	74 55	
									241	H Alabama A&M	83 86	
									261	A Lamar University	59 71	
									268	A North Dakota St.	80 85	
									268	H North Dakota St.	91 82	
									276	H UC Irvine	83 75	
									310	H Cal Poly	96 66	
									312	H New Mexico St.	75 78	
									316	A Omaha	86 80	
									316	H Omaha	66 60	
									339	A Purdue Fort Wayne	85 67	
									339	H Purdue Fort Wayne	83 57	
LAST 10 Division I												
206	H Western Ill.	84 78	339	H Purdue Fort Wayne	83 57							
339	A Purdue Fort Wayne	85 67	29	H South Dakota	60 92							
217	H Oral Roberts	91 79	217	A Oral Roberts	72 84							
316	A Omaha	86 80	268	A North Dakota St.	80 85							
69	A South Dakota St.	72 62	220	A North Dakota	91 81							

Non-Div I Games: Colo. Christian 89 49

Denver

Loss, Non-Conf, S Site, H Home A Away N Neutral

Detroit Mercy

Through Games Of March 2, 2020

Average RPI Win:	294	WON-LOST	WINNING	LAST 10	STRENGTH OF	OPP. STRENGTH	TEAM	ADJ.	CONF.	ADJ CONF.
Average RPI Loss:	180	RECORD	PCT. RANK	GAMES	SCHEDULE	OF SCHEDULE	RPI	RPI	RPI	RPI
DIV. I ONLY	3- 26	342	1-9	209	273	334	334	22	22	
DIV. I NON-CONF.	0- 11	338	0	193	249	335	335	22	22	
TOTALS	RPI 1-25	RPI 26-50	W-L RECORDS	RPI 51-100	RPI 101-150	RPI 150+				
3- 26	0- 0	0- 0	OVERALL	0- 4	0- 4	3- 18				
2- 12	0- 0	0- 0	HOME	0- 1	0- 2	2- 9				
1- 12	0- 0	0- 0	AWAY	0- 3	0- 2	1- 7				
0- 2	0- 0	0- 0	NEUTRAL	0- 0	0- 0	0- 2				
0- 11	0- 0	0- 0	NON-CONFERENCE	0- 2	0- 2	0- 7				
0- 5	0- 0	0- 0	HOME	0- 0	0- 1	0- 4				
0- 4	0- 0	0- 0	AWAY	0- 2	0- 1	0- 1				
0- 2	0- 0	0- 0	NEUTRAL	0- 0	0- 0	0- 2				
3- 15	0- 0	0- 0	CONFERENCE	0- 2	0- 2	3- 11				
2- 7	0- 0	0- 0	HOME	0- 1	0- 1	2- 5				
1- 8	0- 0	0- 0	AWAY	0- 1	0- 1	1- 6				
0- 0	0- 0	0- 0	NEUTRAL	0- 0	0- 0	0- 0				

RPI S	Opponent	Score	RPI S	Opponent	Score	RPI S	Opponent	Score	RPI S	Opponent	Score	Team's RPI: 334
						74	A IUPUI	45 82	120	A Green Bay	45 72	
						74	H IUPUI	54 95	120	H Green Bay	48 65	
						92	A Michigan St.	52 110	146	A Western Mich.	67 82	
						93	A Butler	60 82	149	H Valparaiso	58 77	
									153	A Wright St.	61 67	
									153	H Wright St.	58 66	
									154	H Akron	60 81	
									162	H Loyola Chicago	60 89	
									175	H Eastern Mich.	70 84	
									177	A Northern Ky.	60 72	
									177	H Northern Ky.	61 82	
									181	H Toledo	64 82	
									201	A Cleveland St.	63 68	
									201	H Cleveland St.	70 59	
									210	N Tennessee Tech	47 69	
									222	A Milwaukee	51 76	
									222	H Milwaukee	48 63	
									245	A George Mason	62 75	
									259	A Youngstown St.	66 72	
									259	H Youngstown St.	47 62	
									283	A Oakland	60 65	
									283	H Oakland	57 71	
									302	N Sacred Heart	60 66	
									340	A UIC	70 62	
									340	H UIC	58 52	
LAST 10 Division I												
			153	H Wright St.	58 66		120	A Green Bay	45 72			
			177	H Northern Ky.	61 82		340	H UIC	58 52			
			201	A Cleveland St.	63 68		74	H IUPUI	54 95			
			259	A Youngstown St.	66 72		283	A Oakland	60 65			
			222	A Milwaukee	51 76		177	A Northern Ky.	60 72			

Non-Div I Games:

Detroit Mercy

Loss, Non-Conf, S Site, H Home A Away N Neutral

Drake

Through Games Of March 2, 2020

Average RPI Win:	149	WON-LOST	WINNING	LAST 10	STRENGTH OF	OPP. STRENGTH	TEAM	ADJ.	CONF.	ADJ CONF.
Average RPI Loss:	32	RECORD	PCT. RANK	GAMES	SCHEDULE	OF SCHEDULE	RPI	RPI	RPI	RPI
DIV. I ONLY	21- 7	40	9-1	52	67	26	26	8	8	
DIV. I NON-CONF.	7- 4	100	0	47	2	42	42	7	7	
TOTALS	RPI 1-25	RPI 26-50	W-L RECORDS	RPI 51-100	RPI 101-150	RPI 150+				
21- 7	0- 3	2- 3	OVERALL	5- 1	5- 0	9- 0				
12- 1	0- 1	2- 0	HOME	4- 0	2- 0	4- 0				
7- 5	0- 2	0- 2	AWAY	1- 1	2- 0	4- 0				
2- 1	0- 0	0- 1	NEUTRAL	0- 0	1- 0	1- 0				
7- 4	0- 1	1- 2	NON-CONFERENCE	2- 1	1- 0	3- 0				
4- 0	0- 0	1- 0	HOME	2- 0	0- 0	1- 0				
1- 3	0- 1	0- 1	AWAY	0- 1	0- 0	1- 0				
2- 1	0- 0	0- 1	NEUTRAL	0- 0	1- 0	1- 0				
14- 3	0- 2	1- 1	CONFERENCE	3- 0	4- 0	6- 0				
8- 1	0- 1	1- 0	HOME	2- 0	2- 0	3- 0				
6- 2	0- 1	0- 1	AWAY	1- 0	2- 0	3- 0				
0- 0	0- 0	0- 0	NEUTRAL	0- 0	0- 0	0- 0				

RPI 1-25				RPI 26-50				Team's RPI: 26				RPI 51-100				RPI 101+			
RPI	S	Opponent	Score	RPI	S	Opponent	Score	RPI	S	Opponent	Score	RPI	S	Opponent	Score	RPI	S	Opponent	Score
9	A	Missouri St.	67 69	29	A	South Dakota	94 102	52	H	Iowa St.	86 81	104	A	Southern Ill.	73 65				
9	H	Missouri St.	83 89	41	A	Bradley	76 77	61	A	Illinois St.	69 67	104	H	Southern Ill.	91 76				
12	A	Iowa	67 79	41	H	Bradley	85 72	61	H	Illinois St.	87 82	114	N	Auburn	83 82				
				45	H	Creighton	63 53	69	H	South Dakota St.	74 67	149	A	Valparaiso	83 79				
				46	N	Purdue	47 67	75	H	UNI	104 87	149	H	Valparaiso	87 66				
								77	A	Oklahoma	84 93	162	A	Loyola Chicago	83 75				
												162	H	Loyola Chicago	80 52				
												172	N	Maine	94 62				
												190	A	Northern Ill.	73 49				
												206	H	Western Ill.	94 75				
												274	A	Indiana St.	92 71				
												274	H	Indiana St.	105 65				
												331	A	Evansville	66 51				
												331	H	Evansville	108 44				
LAST 10 Division I																			
149	A	Valparaiso	83 79	331	A	Evansville	66 51												
162	A	Loyola Chicago	83 75	9	H	Missouri St.	83 89												
61	H	Illinois St.	87 82	104	H	Southern Ill.	91 76												
41	H	Bradley	85 72	162	H	Loyola Chicago	80 52												
274	A	Indiana St.	92 71	149	H	Valparaiso	87 66												

Non-Div I Games: Waldorf 103 18

Drake

Loss, Non-Conf, S Site, H Home A Away N Neutral

Drexel

Through Games Of March 2, 2020

Average RPI Win:	175	WON-LOST	WINNING	LAST 10	STRENGTH OF	OPP. STRENGTH	TEAM	ADJ.	CONF.	ADJ CONF.
Average RPI Loss:	100	RECORD	PCT. RANK	GAMES	SCHEDULE	OF SCHEDULE	RPI	RPI	RPI	RPI
DIV. I ONLY	21- 7	40	9-1	94	127	40	40	14	14	
DIV. I NON-CONF.	7- 5	131	0	66	82	81	81	13	13	
TOTALS	RPI 1-25	RPI 26-50	W-L RECORDS	RPI 51-100	RPI 101-150	RPI 150+				
21- 7	0- 1	1- 2	OVERALL	1- 1	4- 2	15- 1				
12- 1	0- 0	1- 0	HOME	1- 0	3- 1	7- 0				
9- 5	0- 1	0- 2	AWAY	0- 1	1- 0	8- 1				
0- 1	0- 0	0- 0	NEUTRAL	0- 0	0- 1	0- 0				
7- 5	0- 1	0- 1	NON-CONFERENCE	1- 1	2- 2	4- 0				
5- 1	0- 0	0- 0	HOME	1- 0	2- 1	2- 0				
2- 3	0- 1	0- 1	AWAY	0- 1	0- 0	2- 0				
0- 1	0- 0	0- 0	NEUTRAL	0- 0	0- 1	0- 0				
14- 2	0- 0	1- 1	CONFERENCE	0- 0	2- 0	11- 1				
7- 0	0- 0	1- 0	HOME	0- 0	1- 0	5- 0				
7- 2	0- 0	0- 1	AWAY	0- 0	1- 0	6- 1				
0- 0	0- 0	0- 0	NEUTRAL	0- 0	0- 0	0- 0				

RPI 1-25				RPI 26-50				Team's RPI: 40				RPI 51-100				RPI 101+			
RPI	S	Opponent	Score	RPI	S	Opponent	Score	RPI	S	Opponent	Score	RPI	S	Opponent	Score	RPI	S	Opponent	Score
20	A	DePaul	57 81	36	A	James Madison	39 69	66	A	Penn	49 53	108	A	William & Mary	61 54				
				36	H	James Madison	70 48	72	H	Villanova	54 52	108	H	William & Mary	84 74				
				50	A	Bucknell	49 60					128	H	Richmond	58 52				
												129	N	Buffalo	59 63				
												132	H	Davidson	74 63				
												134	H	Pacific	51 58				
												151	A	Northeastern	67 51				
												151	H	Northeastern	50 41				
												172	H	Maine	70 57				
												178	A	Elon	55 53				
												178	H	Elon	66 47				
												179	A	Delaware	52 32				
												179	H	Delaware	63 59				
												183	A	Towson	63 60				
												183	H	Towson	59 50				
												188	A	Quinnipiac	66 62				
												189	H	La Salle	69 31				
												231	A	Saint Joseph's	62 52				
												262	A	Col. of Charleston	59 73				
												271	A	UNCW	73 72				
												325	A	Hofstra	45 32				
												325	H	Hofstra	74 54				
LAST 10 Division I																			
183	A	Towson	63 60	151	A	Northeastern	67 51												
36	A	James Madison	39 69	325	A	Hofstra	45 32												
178	H	Elon	66 47	36	H	James Madison	70 48												
108	H	William & Mary	84 74	183	H	Towson	59 50												
179	A	Delaware	52 32	108	A	William & Mary	61 54												

Non-Div I Games:

Drexel

■ Loss,
 ■ Non-Conf, S Site,
 ■ Home
 ■ Away
 N Neutral

Average RPI Win:	108	WON-LOST	WINNING	LAST 10	STRENGTH OF	OPP. STRENGTH	TEAM	ADJ.	CONF.	ADJ CONF.
Average RPI Loss:	56	RECORD	PCT. RANK	GAMES	SCHEDULE	OF SCHEDULE	RPI	RPI	RPI	RPI
DIV. I ONLY	18- 11	98	8-2	4	41	24	24	5	5	
DIV. I NON-CONF.	6- 5	151	0	2	46	25	25	4	4	
TOTALS	RPI 1-25	RPI 26-50	W-L RECORDS	RPI 51-100	RPI 101-150	RPI 150+				
18- 11	1- 5	3- 2	OVERALL	5- 2	5- 1	4- 1				
12- 3	0- 2	3- 0	HOME	4- 0	3- 1	2- 0				
6- 8	1- 3	0- 2	AWAY	1- 2	2- 0	2- 1				
0- 0	0- 0	0- 0	NEUTRAL	0- 0	0- 0	0- 0				
6- 5	0- 3	1- 1	NON-CONFERENCE	1- 1	1- 0	3- 0				
5- 1	0- 1	1- 0	HOME	1- 0	1- 0	2- 0				
1- 4	0- 2	0- 1	AWAY	0- 1	0- 0	1- 0				
0- 0	0- 0	0- 0	NEUTRAL	0- 0	0- 0	0- 0				
12- 6	1- 2	2- 1	CONFERENCE	4- 1	4- 1	1- 1				
7- 2	0- 1	2- 0	HOME	3- 0	2- 1	0- 0				
5- 4	1- 1	0- 1	AWAY	1- 1	2- 0	1- 1				
0- 0	0- 0	0- 0	NEUTRAL	0- 0	0- 0	0- 0				

RPI 1-25				RPI 26-50				RPI 51-100				RPI 101+			
RPI	S	Opponent	Score	RPI	S	Opponent	Score	RPI	S	Opponent	Score	RPI	S	Opponent	Score
1	A	South Carolina	46 89	32	A	Virginia Tech	56 70	57	A	Virginia	63 66	101	H	Notre Dame	50 47
5	A	Louisville	55 60	32	H	Virginia Tech	72 67	57	H	Virginia	62 47	103	A	Syracuse	88 58
7	H	Northwestern	42 63	34	A	FGCU	56 78	64	H	Boston College	85 73	127	H	Wake Forest	58 60
17	A	Texas A&M	58 79	39	H	Florida St.	66 64	66	H	Penn	66 50	132	H	Davidson	82 52
21	A	NC State	70 65	43	H	Troy	99 85	71	H	Georgia Tech	58 46	138	A	North Carolina	73 54
21	H	NC State	60 63					88	A	Nebraska	79 83	138	H	North Carolina	71 61
								97	A	Miami (FL)	74 55	159	H	Idaho St.	85 66
												173	H	High Point	93 57
												219	A	UNLV	57 45
												228	A	Clemson	58 62
												293	A	Pittsburgh	73 56
LAST 10 Division I															
138	A	North Carolina	73 54	293	A	Pittsburgh	73 56								
32	A	Virginia Tech	56 70	97	A	Miami (FL)	74 55								
21	A	NC State	70 65	138	H	North Carolina	71 61								
57	H	Virginia	62 47	21	H	NC State	60 63								
39	H	Florida St.	66 64	71	H	Georgia Tech	58 46								

Non-Div I Games:

Duke

Average RPI Win: 218	WON-LOST	WINNING	LAST 10	STRENGTH OF	OPP. STRENGTH	TEAM	ADJ.	CONF.	ADJ CONF.
Average RPI Loss: 109	RECORD	PCT. RANK	GAMES	SCHEDULE	OF SCHEDULE	RPI	RPI	RPI	RPI
DIV. I ONLY	19- 10	80	6-4	269	115	123	123	12	12
DIV. I NON-CONF.	10- 3	57	0	293	142	103	103	12	12
TOTALS	RPI 1-25	RPI 26-50	W-L RECORDS	RPI 51-100	RPI 101-150	RPI 150+			
19- 10	0- 0	0- 1	OVERALL	2- 3	0- 6	17- 0			
10- 3	0- 0	0- 0	HOME	1- 1	0- 2	9- 0			
9- 7	0- 0	0- 1	AWAY	1- 2	0- 4	8- 0			
0- 0	0- 0	0- 0	NEUTRAL	0- 0	0- 0	0- 0			
10- 3	0- 0	0- 0	NON-CONFERENCE	0- 2	0- 1	10- 0			
4- 1	0- 0	0- 0	HOME	0- 1	0- 0	4- 0			
6- 2	0- 0	0- 0	AWAY	0- 1	0- 1	6- 0			
0- 0	0- 0	0- 0	NEUTRAL	0- 0	0- 0	0- 0			
9- 7	0- 0	0- 1	CONFERENCE	2- 1	0- 5	7- 0			
6- 2	0- 0	0- 0	HOME	1- 0	0- 2	5- 0			
3- 5	0- 0	0- 1	AWAY	1- 1	0- 3	2- 0			
0- 0	0- 0	0- 0	NEUTRAL	0- 0	0- 0	0- 0			

RPI S	Opponent	Score	RPI S	Opponent	Score	RPI S	Opponent	Score	RPI S	Opponent	Score	Team's RPI: 123
			48 Dayton		41 54	51 Oklahoma St.		41 84	117 Temple		72 85	
						89 Fordham		74 63	128 Richmond		64 67	
						91 Saint Louis		50 53	132 Davidson		76 79	
						96 VCU		79 76	141 George Washington		60 65	
						100 Kent St.		75 77	141 George Washington		65 72	
									143 Massachusetts		77 81	
									154 Akron		88 63	
									161 Lafayette		73 65	
									181 Toledo		79 74	
									186 Manhattan		76 65	
									187 Cornell		72 62	
									189 La Salle		82 56	
									215 Rhode Island		72 62	
									225 Kennesaw St.		75 72	
									231 Saint Joseph's		58 51	
									231 Saint Joseph's		53 42	
									245 George Mason		84 63	
									249 Iona		76 74	
									275 Saint Francis (PA)		72 69	
									293 Pittsburgh		81 62	
									294 St. Bonaventure		80 57	
									294 St. Bonaventure		58 39	
									346 Central Conn. St.		72 33	
LAST 10 Division I												
			294 St. Bonaventure		80 57	128 Richmond		64 67				
			89 Fordham		74 63	231 Saint Joseph's		53 42				
			141 George Washington		65 72	96 VCU		79 76				
			215 Rhode Island		72 62	294 St. Bonaventure		58 39				
			132 Davidson		76 79	91 Saint Louis		50 53				

Non-Div I Games:

Duquesne

Loss, Non-Conf, S Site, Home Away N Neutral

Average RPI Win: 257	WON-LOST	WINNING	LAST 10	STRENGTH OF	OPP. STRENGTH	TEAM	ADJ.	CONF.	ADJ CONF.
Average RPI Loss: 170	RECORD	PCT. RANK	GAMES	SCHEDULE	OF SCHEDULE	RPI	RPI	RPI	RPI
DIV. I ONLY	8- 20	294	3-7	211	270	289	289	27	27
DIV. I NON-CONF.	4- 10	259	0	79	264	216	216	21	21
TOTALS	RPI 1-25	RPI 26-50	W-L RECORDS	RPI 51-100	RPI 101-150	RPI 150+			
8- 20	0- 0	0- 1	OVERALL	1- 2	1- 3	6- 14			
4- 10	0- 0	0- 0	HOME	0- 1	1- 2	3- 7			
4- 10	0- 0	0- 1	AWAY	1- 1	0- 1	3- 7			
0- 0	0- 0	0- 0	NEUTRAL	0- 0	0- 0	0- 0			
4- 10	0- 0	0- 1	NON-CONFERENCE	1- 2	1- 1	2- 6			
2- 5	0- 0	0- 0	HOME	0- 1	1- 1	1- 3			
2- 5	0- 0	0- 1	AWAY	1- 1	0- 0	1- 3			
0- 0	0- 0	0- 0	NEUTRAL	0- 0	0- 0	0- 0			
4- 10	0- 0	0- 0	CONFERENCE	0- 0	0- 2	4- 8			
2- 5	0- 0	0- 0	HOME	0- 0	0- 1	2- 4			
2- 5	0- 0	0- 0	AWAY	0- 0	0- 1	2- 4			
0- 0	0- 0	0- 0	NEUTRAL	0- 0	0- 0	0- 0			

RPI 1-25	RPI 26-50	RPI 51-100	RPI 101+ Team's RPI: 289
RPI S Opponent Score	RPI S Opponent Score	RPI S Opponent Score	RPI S Opponent Score
	43 Troy 61 79	59 Tennessee 68 72	127 Wake Forest 67 60
		71 Georgia Tech 48 87	132 Davidson 60 75
		98 Liberty 63 62	136 UNC Greensboro 47 63
			136 UNC Greensboro 45 65
			155 N.C. A&T 69 80
			170 Samford 34 68
			170 Samford 60 76
			173 High Point 62 80
			187 Cornell 43 71
			191 Radford 43 67
			193 Chattanooga 65 69
			193 Chattanooga 82 91
			199 Furman 47 67
			199 Furman 62 81
			201 Cleveland St. 54 62
			238 South Alabama 65 60
			247 Appalachian St. 67 61
			250 UNC Asheville 54 72
			270 Wofford 62 86
			270 Wofford 47 76
			329 Mercer 72 66
			329 Mercer 56 54
			342 Western Caro. 62 57
			342 Western Caro. 76 49
LAST 10 Division I			
	193 Chattanooga 65 69	136 UNC Greensboro 45 65	
	329 Mercer 56 54	342 Western Caro. 76 49	
	170 Samford 60 76	193 Chattanooga 82 91	
	199 Furman 47 67	170 Samford 34 68	
	270 Wofford 62 86	329 Mercer 72 66	

Non-Div I Games: Converse 73 35

ETSU

Loss, Non-Conf, S Site, Home Away N Neutral

East Carolina

Through Games Of March 2, 2020

Average RPI Win: 228	WON-LOST	WINNING	LAST 10	STRENGTH OF	OPP. STRENGTH	TEAM	ADJ.	CONF.	ADJ CONF.
Average RPI Loss: 117	RECORD	PCT. RANK	GAMES	SCHEDULE	OF SCHEDULE	RPI	RPI	RPI	RPI
DIV. I ONLY	9- 20	286	6-4	109	98	235	235	9	9
DIV. I NON-CONF.	3- 10	282	0	77	127	238	238	9	9
TOTALS	RPI 1-25	RPI 26-50	W-L RECORDS	RPI 51-100	RPI 101-150	RPI 150+			
9- 20	0- 2	0- 3	OVERALL	0- 6	1- 2	8- 7			
7- 7	0- 1	0- 1	HOME	0- 1	1- 1	6- 3			
2- 11	0- 0	0- 1	AWAY	0- 5	0- 1	2- 4			
0- 2	0- 1	0- 1	NEUTRAL	0- 0	0- 0	0- 0			
3- 10	0- 1	0- 2	NON-CONFERENCE	0- 4	0- 2	3- 1			
2- 4	0- 0	0- 1	HOME	0- 1	0- 1	2- 1			
1- 4	0- 0	0- 0	AWAY	0- 3	0- 1	1- 0			
0- 2	0- 1	0- 1	NEUTRAL	0- 0	0- 0	0- 0			
6- 10	0- 1	0- 1	CONFERENCE	0- 2	1- 0	5- 6			
5- 3	0- 1	0- 0	HOME	0- 0	1- 0	4- 2			
1- 7	0- 0	0- 1	AWAY	0- 2	0- 0	1- 4			
0- 0	0- 0	0- 0	NEUTRAL	0- 0	0- 0	0- 0			

RPI 1-25				RPI 26-50				RPI 51-100				RPI 101+ Team's RPI: 235			
RPI	S	Opponent	Score	RPI	S	Opponent	Score	RPI	S	Opponent	Score	RPI	S	Opponent	Score
6	H	UConn	42 98	37	A	UCF	55 91	55	H	Charlotte	47 59	108	H	William & Mary	68 78
7	N	Northwestern	45 64	48	N	Dayton	68 94	67	A	South Fla.	52 81	117	H	Temple	56 50
				49	H	Middle Tenn.	66 68	70	A	Georgia	50 67	127	A	Wake Forest	53 76
								76	A	Cincinnati	53 76	166	H	Tulane	53 50
								96	A	VCU	40 53	171	A	Wichita St.	55 57
								98	A	Liberty	66 81	171	H	Wichita St.	53 61
												200	A	Memphis	61 57
												200	H	Memphis	71 65
												209	A	Houston	63 72
												209	H	Houston	53 50
												221	A	SMU	45 53
												221	H	SMU	47 55
												242	A	Tulsa	56 58
												242	H	Tulsa	59 42
												265	H	Howard	51 67
												273	A	Longwood	64 61
												315	H	UMES	57 42
												328	H	USC Upstate	69 48
LAST 10 Division I															
				76	A	Cincinnati	53 76	200	A	Memphis	61 57				
				166	H	Tulane	53 50	221	A	SMU	45 53				
				67	A	South Fla.	52 81	209	H	Houston	53 50				
				117	H	Temple	56 50	171	A	Wichita St.	55 57				
				242	H	Tulsa	59 42	200	H	Memphis	71 65				

Non-Div I Games:

East Carolina

Loss, Non-Conf, S Site, H Home A Away N Neutral

Eastern Ill.

Through Games Of March 2, 2020

Average RPI Win: 261	WON-LOST	WINNING	LAST 10	STRENGTH OF	OPP. STRENGTH	TEAM	ADJ.	CONF.	ADJ CONF.
Average RPI Loss: 154	RECORD	PCT. RANK	GAMES	SCHEDULE	OF SCHEDULE	RPI	RPI	RPI	RPI
DIV. I ONLY	17- 11	112	7-3	338	223	208	208	20	20
DIV. I NON-CONF.	5- 5	164	0	349	149	306	306	23	23
TOTALS	RPI 1-25	RPI 26-50	W-L RECORDS	RPI 51-100	RPI 101-150	RPI 150+			
17- 11	0- 0	1- 1	OVERALL	0- 1	0- 4	16- 5			
8- 5	0- 0	1- 0	HOME	0- 0	0- 2	7- 3			
8- 6	0- 0	0- 1	AWAY	0- 1	0- 2	8- 2			
1- 0	0- 0	0- 0	NEUTRAL	0- 0	0- 0	1- 0			
5- 5	0- 0	0- 0	NON-CONFERENCE	0- 0	0- 2	5- 3			
1- 3	0- 0	0- 0	HOME	0- 0	0- 1	1- 2			
3- 2	0- 0	0- 0	AWAY	0- 0	0- 1	3- 1			
1- 0	0- 0	0- 0	NEUTRAL	0- 0	0- 0	1- 0			
12- 6	0- 0	1- 1	CONFERENCE	0- 1	0- 2	11- 2			
7- 2	0- 0	1- 0	HOME	0- 0	0- 1	6- 1			
5- 4	0- 0	0- 1	AWAY	0- 1	0- 1	5- 1			
0- 0	0- 0	0- 0	NEUTRAL	0- 0	0- 0	0- 0			

RPI S	Opponent	Score	RPI S	Opponent	Score	RPI S	Opponent	Score	RPI S	Opponent	Score	Team's RPI: 208
47	A UT Martin	64 88	47	H UT Martin	74 70	56	A Belmont	45 69	112	A Southeast Mo. St.	56 72	
									112	H Southeast Mo. St.	65 77	
									145	A Wisconsin	55 63	
									149	H Valparaiso	66 78	
									162	H Loyola Chicago	51 67	
									168	A Austin Peay	76 47	
									168	H Austin Peay	73 72	
									190	A Northern Ill.	48 61	
									206	N Western Ill.	60 52	
									210	H Tennessee Tech	62 75	
									233	A Murray St.	87 92	
									233	H Murray St.	66 46	
									236	H Jacksonville St.	55 52	
									255	A Lipscomb	66 56	
									274	H Indiana St.	57 59	
									281	A Morehead St.	57 51	
									281	H Morehead St.	67 62	
									286	A Eastern Ky.	83 63	
									286	H Eastern Ky.	85 38	
									316	H Omaha	65 52	
									331	A Evansville	90 44	
									333	A Tennessee St.	73 52	
									338	A SIUE	65 62	
									338	H SIUE	77 71	
									340	A UIC	80 45	
LAST 10 Division I												
338	A SIUE	65 62	338	H SIUE	77 71							
112	A Southeast Mo. St.	56 72	281	H Morehead St.	67 62							
168	H Austin Peay	73 72	286	H Eastern Ky.	85 38							
233	H Murray St.	66 46	168	A Austin Peay	76 47							
47	A UT Martin	64 88	233	A Murray St.	87 92							

Non-Div I Games: Lindenwood (MO) 88 66

Eastern Ill.

Loss, Non-Conf, S Site, H Home A Away N Neutral

Eastern Ky.

Through Games Of March 2, 2020

Average RPI Win:	273	WON-LOST	WINNING	LAST 10	STRENGTH OF	OPP. STRENGTH	TEAM	ADJ.	CONF.	ADJ CONF.
Average RPI Loss:	170	RECORD	PCT. RANK	GAMES	SCHEDULE	OF SCHEDULE	RPI	RPI	RPI	RPI
DIV. I ONLY	10- 18	266	3-7	304	233	286	286	20	20	
DIV. I NON-CONF.	5- 5	164	0	275	155	203	203	23	23	
TOTALS	RPI 1-25	RPI 26-50	W-L RECORDS	RPI 51-100	RPI 101-150	RPI 150+				
10- 18	0- 0	0- 1	OVERALL	0- 4	0- 2	10- 11				
4- 9	0- 0	0- 1	HOME	0- 1	0- 1	4- 6				
6- 9	0- 0	0- 0	AWAY	0- 3	0- 1	6- 5				
0- 0	0- 0	0- 0	NEUTRAL	0- 0	0- 0	0- 0				
5- 5	0- 0	0- 0	NON-CONFERENCE	0- 2	0- 1	5- 2				
2- 2	0- 0	0- 0	HOME	0- 0	0- 0	2- 2				
3- 3	0- 0	0- 0	AWAY	0- 2	0- 1	3- 0				
0- 0	0- 0	0- 0	NEUTRAL	0- 0	0- 0	0- 0				
5- 13	0- 0	0- 1	CONFERENCE	0- 2	0- 1	5- 9				
2- 7	0- 0	0- 1	HOME	0- 1	0- 1	2- 4				
3- 6	0- 0	0- 0	AWAY	0- 1	0- 0	3- 5				
0- 0	0- 0	0- 0	NEUTRAL	0- 0	0- 0	0- 0				

RPI S	Opponent	Score	RPI S	Opponent	Score	RPI S	Opponent	Score	RPI S	Opponent	Score	Team's RPI: 286
47	H UT Martin	50 65	56	A Belmont	48 68	110	A Vanderbilt	69 75				
			56	H Belmont	46 85	112	H Southeast Mo. St.	44 60				
			74	A IUPUI	42 72	168	A Austin Peay	53 69				
			93	A Butler	41 73	177	H Northern Ky.	69 62				
						193	H Chattanooga	71 65				
						200	A Memphis	63 60				
						208	A Eastern Ill.	38 85				
						208	H Eastern Ill.	63 83				
						210	A Tennessee Tech	82 87				
						210	H Tennessee Tech	42 60				
						212	H Miami (OH)	57 75				
						233	A Murray St.	65 66				
						236	A Jacksonville St.	54 68				
						236	H Jacksonville St.	33 43				
						259	H Youngstown St.	63 72				
						263	A Xavier	56 55				
						281	A Morehead St.	68 47				
						281	H Morehead St.	64 58				
						329	A Mercer	61 60				
						333	A Tennessee St.	61 55				
						333	H Tennessee St.	64 67				
						338	A SIUE	68 38				
						338	H SIUE	49 46				
LAST 10 Division I												
281	H Morehead St.	64 58	281	A Morehead St.	68 47							
233	A Murray St.	65 66	338	A SIUE	68 38							
56	H Belmont	46 85	208	A Eastern Ill.	38 85							
333	H Tennessee St.	64 67	112	H Southeast Mo. St.	44 60							
168	A Austin Peay	53 69	47	H UT Martin	50 65							

Non-Div I Games: Alice Lloyd 102 65

Eastern Ky.

Loss, Non-Conf, S Site, H Home A Away N Neutral

Eastern Mich.

Through Games Of March 2, 2020

Average RPI Win:	208	WON-LOST	WINNING	LAST 10	STRENGTH OF	OPP. STRENGTH	TEAM	ADJ.	CONF.	ADJ CONF.
Average RPI Loss:	124	RECORD	PCT. RANK	GAMES	SCHEDULE	OF SCHEDULE	RPI	RPI	RPI	RPI
DIV. I ONLY	13- 13	172	6-4	201	128	175	175	10	10	
DIV. I NON-CONF.	4- 6	212	0	271	257	254	254	10	10	
TOTALS	RPI 1-25	RPI 26-50	W-L RECORDS	RPI 51-100	RPI 101-150	RPI 150+				
13- 13	0- 1	0- 1	OVERALL	2- 3	2- 2	9- 6				
7- 5	0- 1	0- 1	HOME	1- 1	1- 1	5- 1				
6- 8	0- 0	0- 0	AWAY	1- 2	1- 1	4- 5				
0- 0	0- 0	0- 0	NEUTRAL	0- 0	0- 0	0- 0				
4- 6	0- 0	0- 1	NON-CONFERENCE	0- 1	1- 1	3- 3				
2- 2	0- 0	0- 1	HOME	0- 0	1- 1	1- 0				
2- 4	0- 0	0- 0	AWAY	0- 1	0- 0	2- 3				
0- 0	0- 0	0- 0	NEUTRAL	0- 0	0- 0	0- 0				
9- 7	0- 1	0- 0	CONFERENCE	2- 2	1- 1	6- 3				
5- 3	0- 1	0- 0	HOME	1- 1	0- 0	4- 1				
4- 4	0- 0	0- 0	AWAY	1- 1	1- 1	2- 2				
0- 0	0- 0	0- 0	NEUTRAL	0- 0	0- 0	0- 0				

RPI 1-25				RPI 26-50				RPI 51-100				RPI 101+ Team's RPI: 175			
RPI	S	Opponent	Score	RPI	S	Opponent	Score	RPI	S	Opponent	Score	RPI	S	Opponent	Score
16	H	Central Mich.	82 89	38	H	Michigan	38 57	60	A	Ball St.	54 59	104	H	Southern Ill.	54 85
								60	H	Ball St.	61 58	112	H	Southeast Mo. St.	69 64
								87	H	Ohio	65 75	129	A	Buffalo	63 66
								92	A	Michigan St.	50 85	146	A	Western Mich.	83 79
								100	A	Kent St.	74 69	154	A	Akron	81 88
												154	H	Akron	53 64
												164	A	Binghamton	67 78
												171	A	Wichita St.	52 63
												181	A	Toledo	77 62
												181	H	Toledo	64 46
												190	A	Northern Ill.	59 65
												190	H	Northern Ill.	62 55
												212	H	Miami (OH)	80 53
												257	A	Bowling Green	70 58
												257	H	Bowling Green	78 61
												259	A	Youngstown St.	77 79
												334	A	Detroit Mercy	84 70
												339	H	Purdue Fort Wayne	64 40
												340	A	UIC	68 59
LAST 10 Division I															
181	H	Toledo	64 46	146	A	Western Mich.	83 79								
190	A	Northern Ill.	59 65	87	H	Ohio	65 75								
60	H	Ball St.	61 58	154	A	Akron	81 88								
154	H	Akron	53 64	181	A	Toledo	77 62								
257	A	Bowling Green	70 58	190	H	Northern Ill.	62 55								

Non-Div I Games: Olivet 95 38

Eastern Mich.

Loss, Non-Conf, S Site, H Home A Away N Neutral

Average RPI Win:	283	WON-LOST	WINNING	LAST 10	STRENGTH OF	OPP. STRENGTH	TEAM	ADJ.	CONF.	ADJ CONF.
Average RPI Loss:	145	RECORD	PCT. RANK	GAMES	SCHEDULE	OF SCHEDULE	RPI	RPI	RPI	RPI
DIV. I ONLY	3- 23	332	2-8	91	197	308	308	18	18	
DIV. I NON-CONF.	0- 8	338	0	8	89	244	244	17	17	
TOTALS	RPI 1-25	RPI 26-50	W-L RECORDS	RPI 51-100	RPI 101-150	RPI 150+				
3- 23	0- 2	0- 1	OVERALL	0- 3	0- 4	3- 13				
2- 10	0- 0	0- 0	HOME	0- 2	0- 1	2- 7				
1- 12	0- 2	0- 0	AWAY	0- 1	0- 3	1- 6				
0- 1	0- 0	0- 1	NEUTRAL	0- 0	0- 0	0- 0				
0- 8	0- 2	0- 1	NON-CONFERENCE	0- 1	0- 2	0- 2				
0- 2	0- 0	0- 0	HOME	0- 1	0- 0	0- 1				
0- 5	0- 2	0- 0	AWAY	0- 0	0- 2	0- 1				
0- 1	0- 0	0- 1	NEUTRAL	0- 0	0- 0	0- 0				
3- 15	0- 0	0- 0	CONFERENCE	0- 2	0- 2	3- 11				
2- 8	0- 0	0- 0	HOME	0- 1	0- 1	2- 6				
1- 7	0- 0	0- 0	AWAY	0- 1	0- 1	1- 5				
0- 0	0- 0	0- 0	NEUTRAL	0- 0	0- 0	0- 0				

RPI 1-25				RPI 26-50				RPI 51-100				RPI 101+ Team's RPI: 308			
RPI	S	Opponent	Score	RPI	S	Opponent	Score	RPI	S	Opponent	Score	RPI	S	Opponent	Score
8	A	Stanford	27 92	41	N	Bradley	46 66	78	A	Montana St.	47 79	115	A	Utah	49 87
9	A	Gonzaga	44 84					78	H	Montana St.	85 89	116	A	Idaho	60 69
								95	H	Boise St.	61 63	116	H	Idaho	46 75
												147	A	San Jose St.	66 84
												159	H	Idaho St.	47 67
												160	A	Montana	54 92
												160	H	Montana	56 77
												163	A	Northern Ariz.	58 63
												163	H	Northern Ariz.	62 70
												176	A	Southern Utah	50 71
												176	H	Southern Utah	67 70
												196	H	Pepperdine	52 53
												211	A	UMKC	55 66
												223	A	Portland St.	58 75
												223	H	Portland St.	79 75
												224	A	Northern Colo.	42 63
												224	H	Northern Colo.	61 67
												303	A	Sacramento St.	78 73
												303	H	Sacramento St.	67 74
												322	H	Weber St.	63 53
LAST 10 Division I															
224	H	Northern Colo.	61 67	116	H	Idaho	46 75								
176	H	Southern Utah	67 70	78	A	Montana St.	47 79								
163	A	Northern Ariz.	58 63	160	H	Montana	56 77								
303	A	Sacramento St.	78 73	163	H	Northern Ariz.	62 70								
223	H	Portland St.	79 75	303	H	Sacramento St.	67 74								

Non-Div I Games: Northwest Chrst. 81 62

Eastern Wash.

■ Loss,
■ Non-Conf,
■ S Site,
■ Home
■ A Away
N Neutral

Average RPI Win:	264	WON-LOST	WINNING	LAST 10	STRENGTH OF	OPP. STRENGTH	TEAM	ADJ.	CONF.	ADJ CONF.
Average RPI Loss:	99	RECORD	PCT. RANK	GAMES	SCHEDULE	OF SCHEDULE	RPI	RPI	RPI	RPI
DIV. I ONLY	11- 15	221	3-7	124	173	178	178	14	14	
DIV. I NON-CONF.	4- 6	212	0	51	248	132	132	13	13	
TOTALS	RPI 1-25	RPI 26-50	W-L RECORDS	RPI 51-100	RPI 101-150	RPI 150+				
11- 15	0- 1	0- 3	OVERALL	0- 3	0- 4	11- 4				
5- 5	0- 0	0- 1	HOME	0- 0	0- 2	5- 2				
6- 8	0- 1	0- 2	AWAY	0- 1	0- 2	6- 2				
0- 2	0- 0	0- 0	NEUTRAL	0- 2	0- 0	0- 0				
4- 6	0- 1	0- 0	NON-CONFERENCE	0- 3	0- 2	4- 0				
2- 1	0- 0	0- 0	HOME	0- 0	0- 1	2- 0				
2- 3	0- 1	0- 0	AWAY	0- 1	0- 1	2- 0				
0- 2	0- 0	0- 0	NEUTRAL	0- 2	0- 0	0- 0				
7- 9	0- 0	0- 3	CONFERENCE	0- 0	0- 2	7- 4				
3- 4	0- 0	0- 1	HOME	0- 0	0- 1	3- 2				
4- 5	0- 0	0- 2	AWAY	0- 0	0- 1	4- 2				
0- 0	0- 0	0- 0	NEUTRAL	0- 0	0- 0	0- 0				

RPI	S	Opponent	Score	RPI	S	Opponent	Score	RPI	S	Opponent	Score	RPI	S	Opponent	Score	Team's RPI: 178
21	A	NC State	49 62	36	A	James Madison	48 61	54	A	Marist	55 63	108	A	William & Mary	61 74	
				40	A	Drexel	47 66	74	N	IUPUI	53 59	108	H	William & Mary	77 84	
				40	H	Drexel	53 55	83	N	Coastal Caro.	65 76	127	H	Wake Forest	57 69	
												138	A	North Carolina	46 76	
												151	A	Northeastern	65 68	
												151	H	Northeastern	45 69	
												179	A	Delaware	60 73	
												179	H	Delaware	56 65	
												183	A	Towson	74 61	
												199	A	Furman	87 76	
												219	A	UNLV	50 44	
												247	H	Appalachian St.	67 66	
												262	A	Col. of Charleston	85 57	
												262	H	Col. of Charleston	90 48	
												271	A	UNCW	60 57	
												271	H	UNCW	77 53	
												325	A	Hofstra	69 56	
												325	H	Hofstra	67 50	
												342	H	Western Caro.	68 24	
LAST 10 Division I																
108	A	William & Mary	61 74	262	A	Col. of Charleston	85 57									
40	A	Drexel	47 66	271	A	UNCW	60 57									
179	A	Delaware	60 73	108	H	William & Mary	77 84									
151	H	Northeastern	45 69	179	H	Delaware	56 65									
325	H	Hofstra	67 50	40	H	Drexel	53 55									

Non-Div I Games: Newberry 73 53

Elon

Evansville

Through Games Of March 2, 2020

Average RPI Win:	298	WON-LOST	WINNING	LAST 10	STRENGTH OF	OPP. STRENGTH	TEAM	ADJ.	CONF.	ADJ CONF.
Average RPI Loss:	146	RECORD	PCT. RANK	GAMES	SCHEDULE	OF SCHEDULE	RPI	RPI	RPI	RPI
DIV. I ONLY	2- 24	347	0-10	195	139	331	331	8	8	
DIV. I NON-CONF.	2- 8	295	0	340	335	347	347	7	7	
TOTALS	RPI 1-25	RPI 26-50	W-L RECORDS	RPI 51-100	RPI 101-150	RPI 150+				
2- 24	0- 2	0- 3	OVERALL	0- 3	0- 5	2- 11				
2- 9	0- 1	0- 1	HOME	0- 1	0- 2	2- 4				
0- 15	0- 1	0- 2	AWAY	0- 2	0- 3	0- 7				
0- 0	0- 0	0- 0	NEUTRAL	0- 0	0- 0	0- 0				
2- 8	0- 0	0- 0	NON-CONFERENCE	0- 0	0- 1	2- 7				
2- 2	0- 0	0- 0	HOME	0- 0	0- 0	2- 2				
0- 6	0- 0	0- 0	AWAY	0- 0	0- 1	0- 5				
0- 0	0- 0	0- 0	NEUTRAL	0- 0	0- 0	0- 0				
0- 16	0- 2	0- 3	CONFERENCE	0- 3	0- 4	0- 4				
0- 7	0- 1	0- 1	HOME	0- 1	0- 2	0- 2				
0- 9	0- 1	0- 2	AWAY	0- 2	0- 2	0- 2				
0- 0	0- 0	0- 0	NEUTRAL	0- 0	0- 0	0- 0				

RPI 1-25			RPI 26-50			RPI 51-100			RPI 101+			Team's RPI: 331
RPI	S	Opponent	Score	RPI	S	Opponent	Score	RPI	S	Opponent	Score	
9	A	Missouri St.	62 76	26	A	Drake	44 108	61	A	Illinois St.	58 81	104 A Southern Ill. 60 99
9	H	Missouri St.	55 81	26	H	Drake	51 66	75	A	UNI	60 76	104 H Southern Ill. 57 70
				41	A	Bradley	51 82	75	H	UNI	49 67	112 A Southeast Mo. St. 60 83
												149 A Valparaiso 54 72
												149 H Valparaiso 66 88
												162 A Loyola Chicago 47 77
												162 H Loyola Chicago 61 71
												168 A Austin Peay 64 80
												192 A Illinois 44 59
												208 H Eastern Ill. 44 90
												212 A Miami (OH) 64 72
												233 H Murray St. 59 61
												246 H Marshall 66 62
												274 A Indiana St. 58 68
												274 H Indiana St. 58 70
												338 A SIUE 74 85
												339 A Purdue Fort Wayne 64 67
												349 H Chicago St. 76 42
LAST 10 Division I												
274	H	Indiana St.	58 70	162	A	Loyola Chicago	47 77					
104	A	Southern Ill.	60 99	149	A	Valparaiso	54 72					
9	A	Missouri St.	62 76	274	A	Indiana St.	58 68					
75	H	UNI	49 67	9	H	Missouri St.	55 81					
26	H	Drake	51 66	104	H	Southern Ill.	57 70					

Non-Div I Games: Brescia 77 61

Evansville

Loss, Non-Conf, S Site, H Home A Away N Neutral

Average RPI Win: 182	WON-LOST	WINNING	LAST 10	STRENGTH OF	OPP. STRENGTH	TEAM	ADJ.	CONF.	ADJ CONF.
Average RPI Loss: 63	RECORD	PCT. RANK	GAMES	SCHEDULE	OF SCHEDULE	RPI	RPI	RPI	RPI
DIV. I ONLY	25- 3	10	9-1	163	111	34	34	16	16
DIV. I NON-CONF.	10- 2	29	0	115	18	34	34	14	14
TOTALS	RPI 1-25	RPI 26-50	W-L RECORDS	RPI 51-100	RPI 101-150	RPI 150+			
25- 3	1- 1	1- 1	OVERALL	4- 0	5- 1	14- 0			
10- 2	1- 0	1- 1	HOME	1- 0	1- 1	6- 0			
11- 1	0- 1	0- 0	AWAY	1- 0	3- 0	7- 0			
4- 0	0- 0	0- 0	NEUTRAL	2- 0	1- 0	1- 0			
10- 2	1- 1	1- 1	NON-CONFERENCE	2- 0	2- 0	4- 0			
3- 1	1- 0	1- 1	HOME	0- 0	0- 0	1- 0			
3- 1	0- 1	0- 0	AWAY	0- 0	1- 0	2- 0			
4- 0	0- 0	0- 0	NEUTRAL	2- 0	1- 0	1- 0			
15- 1	0- 0	0- 0	CONFERENCE	2- 0	3- 1	10- 0			
7- 1	0- 0	0- 0	HOME	1- 0	1- 1	5- 0			
8- 0	0- 0	0- 0	AWAY	1- 0	2- 0	5- 0			
0- 0	0- 0	0- 0	NEUTRAL	0- 0	0- 0	0- 0			

RPI 1-25				RPI 26-50				Team's RPI: 34				RPI 51-100				RPI 101+			
RPI	S	Opponent	Score	RPI	S	Opponent	Score	RPI	S	Opponent	Score	RPI	S	Opponent	Score	RPI	S	Opponent	Score
11	A	Princeton	53 67	33	H	LSU	63 74	67	N	South Fla.	81 77	101	N	Notre Dame	69 60				
24	H	Duke	78 56	37	H	UCF	72 50	69	N	South Dakota St.	71 70	117	A	Temple	93 67				
								98	A	Liberty	74 65	139	A	North Florida	72 50				
								98	H	Liberty	64 57	139	H	North Florida	76 65				
												144	A	North Ala.	74 63				
												144	H	North Ala.	55 61				
												152	A	Jacksonville	81 68				
												152	H	Jacksonville	77 64				
												209	A	Houston	57 45				
												225	A	Kennesaw St.	89 64				
												225	H	Kennesaw St.	80 63				
												227	A	Stetson	89 47				
												227	H	Stetson	67 54				
												255	A	Lipscomb	78 45				
												255	H	Lipscomb	82 56				
												275	N	Saint Francis (PA)	97 64				
												301	A	FIU	100 54				
												330	A	NJIT	68 39				
												330	H	NJIT	82 39				
												346	H	Central Conn. St.	94 60				
LAST 10 Division I																			
				152	H	Jacksonville	77 64					227	H	Stetson	67 54				
				144	H	North Ala.	55 61					139	H	North Florida	76 65				
				330	A	NJIT	68 39					152	A	Jacksonville	81 68				
				225	A	Kennesaw St.	89 64					98	A	Liberty	74 65				
				255	A	Lipscomb	78 45					330	H	NJIT	82 39				

Non-Div I Games: Webber Int'l 99 48 Fla. Memorial 91 47 Johnson & Wales (FL89 56

FGCU

Loss, Non-Conf, S Site, H Home A Away N Neutral

Average RPI Win:	292	WON-LOST	WINNING	LAST 10	STRENGTH OF	OPP. STRENGTH	TEAM	ADJ.	CONF.	ADJ CONF.
Average RPI Loss:	151	RECORD	PCT. RANK	GAMES	SCHEDULE	OF SCHEDULE	RPI	RPI	RPI	RPI
DIV. I ONLY	5- 22	322	1-9	143	206	301	301	13	13	
DIV. I NON-CONF.	3- 8	268	0	208	336	297	297	16	16	
TOTALS	RPI 1-25	RPI 26-50	W-L RECORDS	RPI 51-100	RPI 101-150	RPI 150+				
5- 22	0- 1	0- 3	OVERALL	0- 3	0- 3	5- 12				
2- 13	0- 1	0- 1	HOME	0- 2	0- 2	2- 7				
3- 9	0- 0	0- 2	AWAY	0- 1	0- 1	3- 5				
0- 0	0- 0	0- 0	NEUTRAL	0- 0	0- 0	0- 0				
3- 8	0- 0	0- 1	NON-CONFERENCE	0- 0	0- 2	3- 5				
1- 7	0- 0	0- 1	HOME	0- 0	0- 2	1- 4				
2- 1	0- 0	0- 0	AWAY	0- 0	0- 0	2- 1				
0- 0	0- 0	0- 0	NEUTRAL	0- 0	0- 0	0- 0				
2- 14	0- 1	0- 2	CONFERENCE	0- 3	0- 1	2- 7				
1- 6	0- 1	0- 0	HOME	0- 2	0- 0	1- 3				
1- 8	0- 0	0- 2	AWAY	0- 1	0- 1	1- 4				
0- 0	0- 0	0- 0	NEUTRAL	0- 0	0- 0	0- 0				

RPI	S	Opponent	Score	RPI	S	Opponent	Score	RPI	S	Opponent	Score	RPI	S	Opponent	Score	Team's RPI: 301
23	H	Old Dominion	39 66	31	A	Western Ky.	51 71	55	A	Charlotte	31 49	106	H	Bethune-Cookman	60 65	
				34	H	FGCU	54 100	55	H	Charlotte	50 64	124	A	UAB	58 71	
				49	A	Middle Tenn.	56 72	62	H	Rice	47 68	139	H	North Florida	49 64	
												152	A	Jacksonville	52 77	
												168	H	Austin Peay	56 58	
												177	H	Northern Ky.	45 67	
												194	A	Fla. Atlantic	42 54	
												194	H	Fla. Atlantic	61 64	
												203	H	Southern Miss.	53 58	
												205	H	Brown	57 72	
												214	A	UTEP	34 64	
												246	A	Marshall	68 65	
												248	H	North Texas	58 56	
												272	A	Louisiana Tech	52 62	
												272	H	Louisiana Tech	44 68	
												283	H	Oakland	49 58	
												305	A	N.C. Central	59 58	
												311	A	UTSA	45 60	
												313	A	Georgia St.	70 63	
												347	H	Grambling	56 55	
LAST 10 Division I																
				55	A	Charlotte	31 49	194	H	Fla. Atlantic	61 64					
				272	A	Louisiana Tech	52 62	31	A	Western Ky.	51 71					
				194	A	Fla. Atlantic	42 54	246	A	Marshall	68 65					
				203	H	Southern Miss.	53 58	55	H	Charlotte	50 64					
				272	H	Louisiana Tech	44 68	23	H	Old Dominion	39 66					

Non-Div I Games:

FIU

Fairfield

Through Games Of March 2, 2020

Average RPI Win:	267	WON-LOST	WINNING	LAST 10	STRENGTH OF	OPP. STRENGTH	TEAM	ADJ.	CONF.	ADJ CONF.
Average RPI Loss:	169	RECORD	PCT. RANK	GAMES	SCHEDULE	OF SCHEDULE	RPI	RPI	RPI	RPI
DIV. I ONLY	13- 14	184	4-6	303	231	232	232	24	24	
DIV. I NON-CONF.	3- 6	235	0	331	109	311	311	25	25	
TOTALS	RPI 1-25	RPI 26-50	W-L RECORDS	RPI 51-100	RPI 101-150	RPI 150+				
13- 14	0- 0	0- 0	OVERALL	1- 5	0- 1	12- 8				
8- 4	0- 0	0- 0	HOME	1- 1	0- 0	7- 3				
5- 10	0- 0	0- 0	AWAY	0- 4	0- 1	5- 5				
0- 0	0- 0	0- 0	NEUTRAL	0- 0	0- 0	0- 0				
3- 6	0- 0	0- 0	NON-CONFERENCE	0- 2	0- 1	3- 3				
2- 2	0- 0	0- 0	HOME	0- 0	0- 0	2- 2				
1- 4	0- 0	0- 0	AWAY	0- 2	0- 1	1- 1				
0- 0	0- 0	0- 0	NEUTRAL	0- 0	0- 0	0- 0				
10- 8	0- 0	0- 0	CONFERENCE	1- 3	0- 0	9- 5				
6- 2	0- 0	0- 0	HOME	1- 1	0- 0	5- 1				
4- 6	0- 0	0- 0	AWAY	0- 2	0- 0	4- 4				
0- 0	0- 0	0- 0	NEUTRAL	0- 0	0- 0	0- 0				

RPI S	Opponent	Score	RPI S	Opponent	Score	RPI S	Opponent	Score	RPI S	Opponent	Score	Team's RPI: 232
						54	A Marist	45 75	117	A Temple	59 77	
						54	H Marist	52 48	174	H Dartmouth	51 52	
						63	A St. John's (NY)	69 71	186	A Manhattan	38 51	
						73	A Seton Hall	44 74	186	H Manhattan	87 47	
						90	A Rider	52 60	188	A Quinnipiac	62 76	
						90	H Rider	60 68	188	H Quinnipiac	72 60	
									205	H Brown	44 58	
									215	A Rhode Island	41 74	
									249	A Iona	52 40	
									249	H Iona	52 59	
									280	A Siena	65 35	
									282	A Niagara	77 65	
									297	A Monmouth	40 39	
									297	H Monmouth	49 38	
									318	H Navy	66 52	
									323	A Saint Peter's	63 66	
									323	H Saint Peter's	67 48	
									325	H Hofstra	73 64	
									335	A LIU Brooklyn	53 51	
									337	A Canisius	63 70	
									337	H Canisius	72 70	
LAST 10 Division I												
			186	A Manhattan	38 51		249	H Iona	52 59			
			90	H Rider	60 68		297	A Monmouth	40 39			
			54	A Marist	45 75		337	A Canisius	63 70			
			188	H Quinnipiac	72 60		282	A Niagara	77 65			
			323	A Saint Peter's	63 66		54	H Marist	52 48			

Non-Div I Games:

Fairfield

■ Loss,
 ■ Non-Conf,
 ■ S Site,
 ■ H Home
 ■ A Away
 N Neutral

Average RPI Win:	313	WON-LOST	WINNING	LAST 10	STRENGTH OF	OPP. STRENGTH	TEAM	ADJ.	CONF.	ADJ CONF.
Average RPI Loss:	227	RECORD	PCT. RANK	GAMES	SCHEDULE	OF SCHEDULE	RPI	RPI	RPI	RPI
DIV. I ONLY	11- 17	237	4-6	348	345	317	317	30	30	
DIV. I NON-CONF.	3- 8	268	0	333	332	328	328	30	30	
TOTALS	RPI 1-25	RPI 26-50	W-L RECORDS	RPI 51-100	RPI 101-150	RPI 150+				
11- 17	0- 0	0- 0	OVERALL	0- 0	0- 3	11- 14				
6- 8	0- 0	0- 0	HOME	0- 0	0- 2	6- 6				
5- 9	0- 0	0- 0	AWAY	0- 0	0- 1	5- 8				
0- 0	0- 0	0- 0	NEUTRAL	0- 0	0- 0	0- 0				
3- 8	0- 0	0- 0	NON-CONFERENCE	0- 0	0- 0	3- 8				
1- 4	0- 0	0- 0	HOME	0- 0	0- 0	1- 4				
2- 4	0- 0	0- 0	AWAY	0- 0	0- 0	2- 4				
0- 0	0- 0	0- 0	NEUTRAL	0- 0	0- 0	0- 0				
8- 9	0- 0	0- 0	CONFERENCE	0- 0	0- 3	8- 6				
5- 4	0- 0	0- 0	HOME	0- 0	0- 2	5- 2				
3- 5	0- 0	0- 0	AWAY	0- 0	0- 1	3- 4				
0- 0	0- 0	0- 0	NEUTRAL	0- 0	0- 0	0- 0				

RPI 1-25			RPI 26-50			RPI 51-100			RPI 101+ Team's RPI: 317		
RPI	S	Opponent	Score	RPI	S	Opponent	Score	RPI	S	Opponent	Score
								118	A	Robert Morris	35 53
								118	H	Robert Morris	35 48
								142	H	Mt. St. Mary's	61 69
								161	A	Lafayette	29 61
								164	H	Binghamton	48 60
								182	A	Merrimack	51 62
								182	H	Merrimack	66 84
								186	H	Manhattan	61 62
								218	A	UMass Lowell	56 61
								265	A	Howard	56 64
								266	H	Loyola Maryland	46 75
								275	H	Saint Francis (PA)	56 47
								279	H	Army West Point	68 70
								280	H	Siena	67 58
								293	A	Pittsburgh	60 69
								298	A	Wagner	62 61
								298	H	Wagner	57 53
								302	A	Sacred Heart	53 68
								302	H	Sacred Heart	65 60
								314	A	St. Francis Brooklyn	62 57
								323	A	Saint Peter's	77 71
								326	A	Bryant	47 55
								326	H	Bryant	45 57
								330	A	NJIT	68 59
								335	A	LIU Brooklyn	63 68
								335	H	LIU Brooklyn	64 50
LAST 10 Division I											
298	H	Wagner	57 53	118	A	Robert Morris	35 53	326	A	Bryant	47 55
326	A	Bryant	47 55	182	H	Merrimack	66 84	326	H	Bryant	45 57
118	H	Robert Morris	35 48	298	A	Wagner	62 61	330	A	NJIT	68 59
335	H	LIU Brooklyn	64 50	142	H	Mt. St. Mary's	61 69	335	A	LIU Brooklyn	63 68
346	A	Central Conn. St.	63 55	182	A	Merrimack	51 62	335	H	LIU Brooklyn	64 50

Non-Div I Games:

Fairleigh Dickinson

■ Loss,
 ■ Non-Conf,
 ■ S Site,
 ■ H Home
 ■ A Away
 N Neutral

F
a
i
r
l
e
i
g
h
D
i
c
k
i
n
s
o
n

RPI S Opponent Score
Fairleigh Dickinson

Through Games Of March 2, 2020

RPI	S	Opponent	Score
346	A	Central Conn. St.	63 55
346	H	Central Conn. St.	66 47

Fairleigh Dickinson
F
a
i
r
l
e
i
g
h
D
i
c
k
i
n
s
o
n

Fla. Atlantic

Through Games Of March 2, 2020

Average RPI Win:	240	WON-LOST	WINNING	LAST 10	STRENGTH OF	OPP. STRENGTH	TEAM	ADJ.	CONF.	ADJ CONF.
Average RPI Loss:	105	RECORD	PCT. RANK	GAMES	SCHEDULE	OF SCHEDULE	RPI	RPI	RPI	RPI
DIV. I ONLY	12- 15	206	4-6	128	147	194	194	13	13	
DIV. I NON-CONF.	6- 5	151	0	203	207	185	185	16	16	
TOTALS	RPI 1-25	RPI 26-50	W-L RECORDS	RPI 51-100	RPI 101-150	RPI 150+				
12- 15	0- 3	0- 3	OVERALL	1- 1	2- 4	9- 4				
8- 7	0- 1	0- 1	HOME	1- 1	0- 2	7- 2				
4- 8	0- 2	0- 2	AWAY	0- 0	2- 2	2- 2				
0- 0	0- 0	0- 0	NEUTRAL	0- 0	0- 0	0- 0				
6- 5	0- 1	0- 0	NON-CONFERENCE	0- 0	2- 3	4- 1				
4- 3	0- 0	0- 0	HOME	0- 0	0- 2	4- 1				
2- 2	0- 1	0- 0	AWAY	0- 0	2- 1	0- 0				
0- 0	0- 0	0- 0	NEUTRAL	0- 0	0- 0	0- 0				
6- 10	0- 2	0- 3	CONFERENCE	1- 1	0- 1	5- 3				
4- 4	0- 1	0- 1	HOME	1- 1	0- 0	3- 1				
2- 6	0- 1	0- 2	AWAY	0- 0	0- 1	2- 2				
0- 0	0- 0	0- 0	NEUTRAL	0- 0	0- 0	0- 0				

RPI 1-25				RPI 26-50				RPI 51-100				RPI 101+ Team's RPI: 194			
RPI	S	Opponent	Score	RPI	S	Opponent	Score	RPI	S	Opponent	Score	RPI	S	Opponent	Score
12	A	Iowa	53 85	31	A	Western Ky.	59 68	55	H	Charlotte	65 44	111	H	Kansas	60 90
23	A	Old Dominion	49 60	31	H	Western Ky.	56 69	62	H	Rice	69 78	122	H	Harvard	51 65
23	H	Old Dominion	63 75	49	A	Middle Tenn.	66 81					124	A	UAB	73 92
												128	A	Richmond	55 57
												146	A	Western Mich.	80 79
												148	A	Hampton	64 63
												199	H	Furman	63 69
												202	H	Little Rock	79 72
												203	H	Southern Miss.	67 71
												214	A	UTEP	65 96
												246	A	Marshall	75 85
												248	H	North Texas	84 78
												266	H	Loyola Maryland	72 61
												272	H	Louisiana Tech	77 75
												280	H	Siena	83 39
												301	A	FIU	64 61
												301	H	FIU	54 42
												311	A	UTSA	80 53
												346	H	Central Conn. St.	72 54
LAST 10 Division I															
23	A	Old Dominion	49 60	301	A	FIU	64 61								
31	H	Western Ky.	56 69	246	A	Marshall	75 85								
301	H	FIU	54 42	31	A	Western Ky.	59 68								
272	H	Louisiana Tech	77 75	23	H	Old Dominion	63 75								
203	H	Southern Miss.	67 71	55	H	Charlotte	65 44								

Non-Div I Games:

Fla. Atlantic

Loss, Non-Conf, S Site, H Home A Away N Neutral

Average RPI Win:	213	WON-LOST	WINNING	LAST 10	STRENGTH OF	OPP. STRENGTH	TEAM	ADJ.	CONF.	ADJ CONF.
Average RPI Loss:	48	RECORD	PCT. RANK	GAMES	SCHEDULE	OF SCHEDULE	RPI	RPI	RPI	RPI
DIV. I ONLY	15- 14	164	4-6	105	55	133	133	4	4	
DIV. I NON-CONF.	9- 4	84	0	315	194	198	198	5	5	
TOTALS	RPI 1-25	RPI 26-50	W-L RECORDS	RPI 51-100	RPI 101-150	RPI 150+				
15- 14	1- 5	1- 3	OVERALL	0- 4	3- 2	10- 0				
9- 7	0- 3	1- 2	HOME	0- 2	2- 0	6- 0				
5- 6	1- 2	0- 1	AWAY	0- 2	1- 1	3- 0				
1- 1	0- 0	0- 0	NEUTRAL	0- 0	0- 1	1- 0				
9- 4	0- 1	0- 1	NON-CONFERENCE	0- 0	1- 2	8- 0				
6- 2	0- 1	0- 1	HOME	0- 0	1- 0	5- 0				
2- 1	0- 0	0- 0	AWAY	0- 0	0- 1	2- 0				
1- 1	0- 0	0- 0	NEUTRAL	0- 0	0- 1	1- 0				
6- 10	1- 4	1- 2	CONFERENCE	0- 4	2- 0	2- 0				
3- 5	0- 2	1- 1	HOME	0- 2	1- 0	1- 0				
3- 5	1- 2	0- 1	AWAY	0- 2	1- 0	1- 0				
0- 0	0- 0	0- 0	NEUTRAL	0- 0	0- 0	0- 0				

RPI S	Opponent	Score	RPI S	Opponent	Score	RPI S	Opponent	Score	RPI S	Opponent	Score	Team's RPI: 133
1	H South Carolina	67 100	33	H LSU	68 77	58	A Alabama	62 69	110	H Vanderbilt	68 60	
14	A Mississippi St.	47 93	35	A Arkansas	57 79	59	H Tennessee	50 78	111	A Kansas	66 76	
15	H Indiana	49 73	35	H Arkansas	83 80	70	A Georgia	59 65	114	A Auburn	83 63	
17	A Texas A&M	42 69	39	H Florida St.	55 66	70	H Georgia	43 49	127	N Wake Forest	68 73	
25	A Kentucky	70 62							132	H Davidson	55 50	
25	H Kentucky	45 65							167	A Missouri	75 67	
									170	H Samford	84 48	
									263	N Xavier	67 64	
									273	H Longwood	71 54	
									285	H Ole Miss	74 72	
									295	A Prairie View	51 44	
									307	H Presbyterian	60 46	
									329	H Mercer	71 50	
									341	H Florida A&M	84 40	
									347	A Grambling	72 65	
LAST 10 Division I												
70	A Georgia	59 65	285	H Ole Miss	74 72							
1	H South Carolina	67 100	70	H Georgia	43 49							
35	H Arkansas	83 80	25	A Kentucky	70 62							
58	A Alabama	62 69	33	H LSU	68 77							
167	A Missouri	75 67	35	A Arkansas	57 79							

Non-Div I Games:

Florida

■ Loss,
■ Non-Conf,
■ S Site,
■ H Home
■ A Away
N Neutral

Florida A&M

Through Games Of March 2, 2020

Average RPI Win:	337	WON-LOST	WINNING	LAST 10	STRENGTH OF	OPP. STRENGTH	TEAM	ADJ.	CONF.	ADJ CONF.
Average RPI Loss:	216	RECORD	PCT. RANK	GAMES	SCHEDULE	OF SCHEDULE	RPI	RPI	RPI	RPI
DIV. I ONLY	4- 20	327	2-8	321	347	341	341	29	29	
DIV. I NON-CONF.	0- 9	338	0	287	344	348	348	29	29	
TOTALS	RPI 1-25	RPI 26-50	W-L RECORDS	RPI 51-100	RPI 101-150	RPI 150+				
4- 20	0- 0	0- 1	OVERALL	0- 0	0- 3	4- 16				
2- 8	0- 0	0- 0	HOME	0- 0	0- 1	2- 7				
2- 12	0- 0	0- 1	AWAY	0- 0	0- 2	2- 9				
0- 0	0- 0	0- 0	NEUTRAL	0- 0	0- 0	0- 0				
0- 9	0- 0	0- 1	NON-CONFERENCE	0- 0	0- 2	0- 6				
0- 2	0- 0	0- 0	HOME	0- 0	0- 0	0- 2				
0- 7	0- 0	0- 1	AWAY	0- 0	0- 2	0- 4				
0- 0	0- 0	0- 0	NEUTRAL	0- 0	0- 0	0- 0				
4- 11	0- 0	0- 0	CONFERENCE	0- 0	0- 1	4- 10				
2- 6	0- 0	0- 0	HOME	0- 0	0- 1	2- 5				
2- 5	0- 0	0- 0	AWAY	0- 0	0- 0	2- 5				
0- 0	0- 0	0- 0	NEUTRAL	0- 0	0- 0	0- 0				

RPI S	Opponent	Score	RPI S	Opponent	Score	RPI S	Opponent	Score	RPI S	Opponent	Score	Team's RPI: 341
33	A LSU	45 73							106	H Bethune-Cookman	57 78	
									126	A Texas Tech	60 98	
									133	A Florida	40 84	
									152	H Jacksonville	54 88	
									155	A N.C. A&T	44 71	
									155	H N.C. A&T	49 66	
									156	A Norfolk St.	51 59	
									156	H Norfolk St.	62 69	
									236	A Jacksonville St.	67 72	
									241	H Alabama A&M	53 77	
									244	H Morgan St.	47 59	
									265	A Howard	58 72	
									265	H Howard	56 82	
									277	A Delaware St.	53 61	
									305	A N.C. Central	57 66	
									305	H N.C. Central	70 71	
									315	A UMES	81 71	
									324	A Alcorn	42 58	
									328	A USC Upstate	61 74	
									332	H Coppin St.	58 48	
									350	A South Carolina St.	44 39	
									350	H South Carolina St.	57 45	
									351	A Mississippi Val.	70 71	
LAST 10 Division I												
350	H	South Carolina St.	57	45	265	H	Howard	56	82			
156	H	Norfolk St.	62	69	106	H	Bethune-Cookman	57	78			
315	A	UMES	81	71	156	A	Norfolk St.	51	59			
277	A	Delaware St.	53	61	265	A	Howard	58	72			
155	H	N.C. A&T	49	66	305	H	N.C. Central	70	71			

Non-Div I Games: Johnson (FL) 102 40 Trinity Baptist 103 54

Florida A&M

Loss, Non-Conf, S Site, H Home A Away N Neutral

Average RPI Win:	134	WON-LOST	WINNING	LAST 10	STRENGTH OF	OPP. STRENGTH	TEAM	ADJ.	CONF.	ADJ CONF.
Average RPI Loss:	65	RECORD	PCT. RANK	GAMES	SCHEDULE	OF SCHEDULE	RPI	RPI	RPI	RPI
DIV. I ONLY	22- 7	36	6-4	91	35	39	39	5	5	
DIV. I NON-CONF.	11- 0	1	0	134	50	11	11	4	4	
TOTALS	RPI 1-25	RPI 26-50	W-L RECORDS	RPI 51-100	RPI 101-150	RPI 150+				
22- 7	2- 2	3- 0	OVERALL	5- 3	5- 2	7- 0				
12- 3	0- 0	1- 0	HOME	4- 2	3- 1	4- 0				
8- 4	1- 2	1- 0	AWAY	1- 1	2- 1	3- 0				
2- 0	1- 0	1- 0	NEUTRAL	0- 0	0- 0	0- 0				
11- 0	1- 0	2- 0	NON-CONFERENCE	2- 0	2- 0	4- 0				
6- 0	0- 0	0- 0	HOME	2- 0	1- 0	3- 0				
3- 0	0- 0	1- 0	AWAY	0- 0	1- 0	1- 0				
2- 0	1- 0	1- 0	NEUTRAL	0- 0	0- 0	0- 0				
11- 7	1- 2	1- 0	CONFERENCE	3- 3	3- 2	3- 0				
6- 3	0- 0	1- 0	HOME	2- 2	2- 1	1- 0				
5- 4	1- 2	0- 0	AWAY	1- 1	1- 1	2- 0				
0- 0	0- 0	0- 0	NEUTRAL	0- 0	0- 0	0- 0				

RPI 1-25				RPI 26-50				Team's RPI: 39				RPI 51-100				RPI 101+			
RPI	S	Opponent	Score	RPI	S	Opponent	Score	RPI	S	Opponent	Score	RPI	S	Opponent	Score	RPI	S	Opponent	Score
5	A	Louisville	67 59	32	H	Virginia Tech	86 62	57	H	Virginia	63 55	101	H	Notre Dame	67 70				
17	N	Texas A&M	80 58	33	A	LSU	70 62	63	H	St. John's (NY)	74 70	103	A	Syracuse	89 90				
21	A	NC State	51 68	38	N	Michigan	79 69	64	H	Boston College	56 65	127	A	Wake Forest	70 65				
24	A	Duke	64 66					71	A	Georgia Tech	62 65	127	H	Wake Forest	78 67				
								71	H	Georgia Tech	52 67	133	A	Florida	66 55				
								92	H	Michigan St.	78 68	138	H	North Carolina	78 64				
								97	A	Miami (FL)	73 62	139	H	North Florida	70 41				
								97	H	Miami (FL)	79 61	152	H	Jacksonville	75 41				
												170	H	Samford	88 59				
												228	A	Clemson	81 64				
												228	H	Clemson	81 54				
												293	A	Pittsburgh	66 41				
												340	A	UIC	86 42				
												343	H	Charleston So.	88 36				
LAST 10 Division I																			
101	H	Notre Dame	67 70	57	H	Virginia	63 55												
228	H	Clemson	81 54	5	A	Louisville	67 59												
71	A	Georgia Tech	62 65	293	A	Pittsburgh	66 41												
127	H	Wake Forest	78 67	64	H	Boston College	56 65												
24	A	Duke	64 66	97	H	Miami (FL)	79 61												

Non-Div I Games:

Florida St.

■ Loss,
 ■ Non-Conf,
 ■ S Site,
 ■ H Home
 ■ A Away
 N Neutral

Average RPI Win:	172	WON-LOST	WINNING	LAST 10	STRENGTH OF	OPP. STRENGTH	TEAM	ADJ.	CONF.	ADJ CONF.
Average RPI Loss:	102	RECORD	PCT. RANK	GAMES	SCHEDULE	OF SCHEDULE	RPI	RPI	RPI	RPI
DIV. I ONLY	19- 10	80	7-3	126	100	89	89	12	12	
DIV. I NON-CONF.	8- 5	117	0	169	73	124	124	12	12	
TOTALS	RPI 1-25	RPI 26-50	W-L RECORDS	RPI 51-100	RPI 101-150	RPI 150+				
19- 10	0- 0	1- 2	OVERALL	2- 3	5- 4	11- 1				
13- 2	0- 0	1- 0	HOME	1- 1	2- 1	9- 0				
5- 7	0- 0	0- 1	AWAY	1- 2	2- 3	2- 1				
1- 1	0- 0	0- 1	NEUTRAL	0- 0	1- 0	0- 0				
8- 5	0- 0	0- 1	NON-CONFERENCE	1- 1	1- 2	6- 1				
5- 2	0- 0	0- 0	HOME	0- 1	0- 1	5- 0				
2- 2	0- 0	0- 0	AWAY	1- 0	0- 1	1- 1				
1- 1	0- 0	0- 1	NEUTRAL	0- 0	1- 0	0- 0				
11- 5	0- 0	1- 1	CONFERENCE	1- 2	4- 2	5- 0				
8- 0	0- 0	1- 0	HOME	1- 0	2- 0	4- 0				
3- 5	0- 0	0- 1	AWAY	0- 2	2- 2	1- 0				
0- 0	0- 0	0- 0	NEUTRAL	0- 0	0- 0	0- 0				

RPI 1-25			RPI 26-50			RPI 51-100			Team's RPI: 79			RPI 101+			
RPI	S	Opponent	Score	RPI	S	Opponent	Score	RPI	S	Opponent	Score	RPI	S	Opponent	Score
				35	N	Arkansas	59 71	55	A	Charlotte	76 51	101	H	Notre Dame	55 60
				48	A	Dayton	44 48	72	H	Villanova	66 73	109	A	Columbia	51 70
				48	H	Dayton	50 38	91	A	Saint Louis	49 59	123	A	Duquesne	63 74
								91	H	Saint Louis	66 54	128	A	Richmond	64 47
								96	A	VCU	52 62	132	A	Davidson	62 74
												132	H	Davidson	47 46
												137	N	Lehigh	59 57
												141	H	George Washington	53 47
												143	A	Massachusetts	69 64
												151	H	Northeastern	74 58
												170	H	Samford	68 37
												186	A	Manhattan	51 45
												189	H	La Salle	62 45
												209	H	Houston	63 54
												213	A	Penn St.	59 72
												215	H	Rhode Island	60 50
												231	H	Saint Joseph's	67 45
												243	H	Georgetown	67 54
												245	A	George Mason	66 54
												253	H	Southern U.	65 52
												294	H	St. Bonaventure	79 53
LAST 10 Division I															
				231	H	Saint Joseph's	67 45	132	H	Davidson	47 46				
				123	A	Duquesne	63 74	143	A	Massachusetts	69 64				
				48	H	Dayton	50 38	215	H	Rhode Island	60 50				
				91	A	Saint Louis	49 59	189	H	La Salle	62 45				
				128	A	Richmond	64 47	96	A	VCU	52 62				

Non-Div I Games:

Fordham

■ Loss,
 ■ Non-Conf,
 ■ S Site,
 ■ H Home
 ■ A Away
 N Neutral

Through Games of March 17, 2010									
Average RPI Win: 219	WON-LOST	WINNING	LAST 10	STRENGTH OF	OPP. STRENGTH	TEAM	ADJ.	CONF.	ADJ CONF.
Average RPI Loss: 149	RECORD	PCT. RANK	GAMES	SCHEDULE	OF SCHEDULE	RPI	RPI	RPI	RPI
DIV. I ONLY	22- 6	30	8-2	212	194	68	68	17	17
DIV. I NON-CONF.	5- 4	140	0	185	145	136	136	19	19

TOTALS	RPI 1-25	RPI 26-50	W-L RECORDS	RPI 51-100	RPI 101-150	RPI 150+			
22- 6	0- 0	0- 0	OVERALL	1- 2	2- 1	19- 3			
11- 1	0- 0	0- 0	HOME	0- 1	1- 0	10- 0			
9- 4	0- 0	0- 0	AWAY	1- 0	1- 1	7- 3			
2- 1	0- 0	0- 0	NEUTRAL	0- 1	0- 0	2- 0			
5- 4	0- 0	0- 0	NON-CONFERENCE	0- 2	0- 1	5- 1			
2- 1	0- 0	0- 0	HOME	0- 1	0- 0	2- 0			
2- 2	0- 0	0- 0	AWAY	0- 0	0- 1	2- 1			
1- 1	0- 0	0- 0	NEUTRAL	0- 1	0- 0	1- 0			
17- 2	0- 0	0- 0	CONFERENCE	1- 0	2- 0	14- 2			
9- 0	0- 0	0- 0	HOME	0- 0	1- 0	8- 0			
7- 2	0- 0	0- 0	AWAY	1- 0	1- 0	5- 2			
1- 0	0- 0	0- 0	NEUTRAL	0- 0	0- 0	1- 0			

[illegible]

Non-Div I Games:	La Verne	111	56	UC Merced	92	26
------------------	----------	-----	----	-----------	----	----

Fresno St.

Loss, Non-Conf, S Site, H Home A Away N Neutral

F
u
r
m
a
nF
u
r
m
a
n

Furman

Page 97

Average RPI Win: 282		WON-LOST	WINNING	LAST 10	STRENGTH OF	OPP. STRENGTH	TEAM	ADJ.	CONF.	ADJ CONF.
Average RPI Loss: 185		RECORD	PCT. RANK	GAMES	SCHEDULE	OF SCHEDULE	RPI	RPI	RPI	RPI
DIV. I ONLY		9- 19	280	3-7	278	284	300	300	21	21
DIV. I NON-CONF.		3- 8	268	0	279	325	286	286	20	20
TOTALS	RPI 1-25	RPI 26-50		W-L RECORDS	RPI 51-100		RPI 101-150		RPI 150+	
9- 19	0- 0	0- 1		OVERALL	0- 3		0- 2		9- 13	
5- 6	0- 0	0- 1		HOME	0- 1		0- 0		5- 4	
3- 12	0- 0	0- 0		AWAY	0- 1		0- 2		3- 9	
1- 1	0- 0	0- 0		NEUTRAL	0- 1		0- 0		1- 0	
3- 8	0- 0	0- 0		NON-CONFERENCE	0- 1		0- 1		3- 6	
0- 2	0- 0	0- 0		HOME	0- 0		0- 0		0- 2	
2- 5	0- 0	0- 0		AWAY	0- 0		0- 1		2- 4	
1- 1	0- 0	0- 0		NEUTRAL	0- 1		0- 0		1- 0	
6- 11	0- 0	0- 1		CONFERENCE	0- 2		0- 1		6- 7	
5- 4	0- 0	0- 1		HOME	0- 1		0- 0		5- 2	
1- 7	0- 0	0- 0		AWAY	0- 1		0- 1		1- 5	
0- 0	0- 0	0- 0		NEUTRAL	0- 0		0- 0		0- 0	

[illegible]

Non-Div I Games:

Ga. Southern

Loss, Non-Conf, S Site, H Home A Away N Neutral

CUMULATIVE RECORDS				THROUGH GAMES OF MARCH 17, 1910					
Average RPI Win: 264	WON-LOST	WINNING	LAST 10	STRENGTH OF	OPP. STRENGTH	TEAM	ADJ.	CONF.	ADJ CONF.
Average RPI Loss: 172	RECORD	PCT. RANK	GAMES	SCHEDULE	OF SCHEDULE	RPI	RPI	RPI	RPI
DIV. I ONLY	17- 11	112	8-2	294	288	180	180	25	25
DIV. I NON-CONF.	5- 4	140	0	246	213	170	170	28	28

TOTALS	RPI 1-25	RPI 26-50	W-L RECORDS	RPI 51-100	RPI 101-150	RPI 150+			
17- 11	0- 0	0- 1	OVERALL	0- 2	1- 2	16- 6			
10- 3	0- 0	0- 0	HOME	0- 0	1- 0	9- 3			
7- 8	0- 0	0- 1	AWAY	0- 2	0- 2	7- 3			
0- 0	0- 0	0- 0	NEUTRAL	0- 0	0- 0	0- 0			
5- 4	0- 0	0- 1	NON-CONFERENCE	0- 2	0- 0	5- 1			
3- 1	0- 0	0- 0	HOME	0- 0	0- 0	3- 1			
2- 3	0- 0	0- 1	AWAY	0- 2	0- 0	2- 0			
0- 0	0- 0	0- 0	NEUTRAL	0- 0	0- 0	0- 0			
12- 7	0- 0	0- 0	CONFERENCE	0- 0	1- 2	11- 5			
7- 2	0- 0	0- 0	HOME	0- 0	1- 0	6- 2			
5- 5	0- 0	0- 0	AWAY	0- 0	0- 2	5- 3			
0- 0	0- 0	0- 0	NEUTRAL	0- 0	0- 0	0- 0			

[illegible]

Non-Div I Games:

Gardner-Webb

Loss, Non-Conf, S Site, H Home A Away N Neutral

George Mason

Through Games Of March 2, 2020

Average RPI Win:	229	WON-LOST	WINNING	LAST 10	STRENGTH OF	OPP. STRENGTH	TEAM	ADJ.	CONF.	ADJ CONF.
Average RPI Loss:	135	RECORD	PCT. RANK	GAMES	SCHEDULE	OF SCHEDULE	RPI	RPI	RPI	RPI
DIV. I ONLY	9- 20	286	2-8	150	149	245	245	12	12	
DIV. I NON-CONF.	6- 7	182	0	174	251	190	190	12	12	
TOTALS	RPI 1-25	RPI 26-50	W-L RECORDS	RPI 51-100	RPI 101-150	RPI 150+				
9- 20	0- 0	0- 4	OVERALL	0- 5	2- 4	7- 7				
4- 10	0- 0	0- 2	HOME	0- 3	2- 2	2- 3				
5- 9	0- 0	0- 1	AWAY	0- 2	0- 2	5- 4				
0- 1	0- 0	0- 1	NEUTRAL	0- 0	0- 0	0- 0				
6- 7	0- 0	0- 3	NON-CONFERENCE	0- 1	0- 0	6- 3				
2- 4	0- 0	0- 2	HOME	0- 0	0- 0	2- 2				
4- 2	0- 0	0- 0	AWAY	0- 1	0- 0	4- 1				
0- 1	0- 0	0- 1	NEUTRAL	0- 0	0- 0	0- 0				
3- 13	0- 0	0- 1	CONFERENCE	0- 4	2- 4	1- 4				
2- 6	0- 0	0- 0	HOME	0- 3	2- 2	0- 1				
1- 7	0- 0	0- 1	AWAY	0- 1	0- 2	1- 3				
0- 0	0- 0	0- 0	NEUTRAL	0- 0	0- 0	0- 0				

RPI S	Opponent	Score	RPI S	Opponent	Score	RPI S	Opponent	Score	RPI S	Opponent	Score	Team's RPI: 245
32	H Virginia Tech	58 77	83	A Coastal Caro.	59 74	123	A Duquesne	63 84				
41	N Bradley	59 61	89	H Fordham	54 66	128	H Richmond	70 75				
48	A Dayton	55 59	91	H Saint Louis	51 64	132	H Davidson	69 76				
50	H Bucknell	51 64	96	A VCU	36 48	141	A George Washington	57 62				
			96	H VCU	63 82	141	H George Washington	70 60				
						143	H Massachusetts	73 56				
						179	A Delaware	44 63				
						189	A La Salle	65 77				
						189	H La Salle	59 64				
						198	H American	73 55				
						211	H UMKC	58 64				
						213	A Penn St.	78 68				
						215	A Rhode Island	42 47				
						221	A SMU	59 58				
						231	A Saint Joseph's	54 49				
						262	A Col. of Charleston	72 61				
						265	H Howard	75 86				
						294	A St. Bonaventure	47 62				
						318	A Navy	67 58				
						334	H Detroit Mercy	75 62				
LAST 10 Division I												
189	H La Salle	59 64	91	H Saint Louis	51 64							
96	A VCU	36 48	143	H Massachusetts	73 56							
231	A Saint Joseph's	54 49	215	A Rhode Island	42 47							
128	H Richmond	70 75	189	A La Salle	65 77							
141	A George Washington	57 62	96	H VCU	63 82							

Non-Div I Games:

George Mason

■ Loss,
 ■ Non-Conf,
 ■ S Site,
 ■ H Home
 ■ A Away
 N Neutral

Average RPI Win: 180	WON-LOST	WINNING	LAST 10	STRENGTH OF	OPP. STRENGTH	TEAM	ADJ.	CONF.	ADJ CONF.
Average RPI Loss: 114	RECORD	PCT. RANK	GAMES	SCHEDULE	OF SCHEDULE	RPI	RPI	RPI	RPI
DIV. I ONLY	14- 15	181	6-4	93	109	141	141	12	12
DIV. I NON-CONF.	6- 7	182	0	94	56	130	130	12	12
TOTALS	RPI 1-25	RPI 26-50	W-L RECORDS	RPI 51-100	RPI 101-150	RPI 150+			
14- 15	0- 2	0- 3	OVERALL	2- 3	4- 3	8- 4			
7- 7	0- 1	0- 2	HOME	0- 2	3- 1	4- 1			
7- 8	0- 1	0- 1	AWAY	2- 1	1- 2	4- 3			
0- 0	0- 0	0- 0	NEUTRAL	0- 0	0- 0	0- 0			
6- 7	0- 2	0- 1	NON-CONFERENCE	1- 1	0- 2	5- 1			
2- 4	0- 1	0- 1	HOME	0- 1	0- 1	2- 0			
4- 3	0- 1	0- 0	AWAY	1- 0	0- 1	3- 1			
0- 0	0- 0	0- 0	NEUTRAL	0- 0	0- 0	0- 0			
8- 8	0- 0	0- 2	CONFERENCE	1- 2	4- 1	3- 3			
5- 3	0- 0	0- 1	HOME	0- 1	3- 0	2- 1			
3- 5	0- 0	0- 1	AWAY	1- 1	1- 1	1- 2			
0- 0	0- 0	0- 0	NEUTRAL	0- 0	0- 0	0- 0			

RPI 1-25				RPI 26-50				RPI 51-100				RPI 101+ Team's RPI: 141			
RPI	S	Opponent	Score	RPI	S	Opponent	Score	RPI	S	Opponent	Score	RPI	S	Opponent	Score
3	A	Maryland	54 88	36	H	James Madison	50 69	72	A	Villanova	68 56	108	H	William & Mary	51 63
11	H	Princeton	50 75	48	A	Dayton	44 50	86	H	Minnesota	50 83	123	A	Duquesne	72 65
				48	H	Dayton	50 66	89	A	Fordham	47 53	123	H	Duquesne	65 60
								91	H	Saint Louis	45 59	128	H	Richmond	50 40
								96	A	VCU	56 55	132	A	Davidson	55 62
												137	A	Lehigh	53 59
												143	H	Massachusetts	50 47
												179	A	Delaware	63 49
												188	A	Quinnipiac	78 67
												189	H	La Salle	54 61
												198	A	American	53 66
												200	A	Memphis	64 63
												215	H	Rhode Island	73 56
												231	A	Saint Joseph's	56 50
												243	H	Georgetown	52 49
												245	A	George Mason	60 70
												245	H	George Mason	62 57
												294	A	St. Bonaventure	55 59
												332	H	Coppin St.	54 35
LAST 10 Division I															
128	H	Richmond	50 40	189	H	La Salle	54 61								
215	H	Rhode Island	73 56	96	A	VCU	56 55								
123	A	Duquesne	72 65	294	A	St. Bonaventure	55 59								
48	A	Dayton	44 50	91	H	Saint Louis	45 59								
245	H	George Mason	62 57	231	A	Saint Joseph's	56 50								

Non-Div I Games:

George Washington

■ Loss,
 ■ Non-Conf,
 ■ S Site,
 ■ H Home
 ■ A Away
 N Neutral

Georgetown

Through Games Of March 2, 2020

Average RPI Win:	269	WON-LOST	WINNING	LAST 10	STRENGTH OF	OPP. STRENGTH	TEAM	ADJ.	CONF.	ADJ CONF.
Average RPI Loss:	85	RECORD	PCT. RANK	GAMES	SCHEDULE	OF SCHEDULE	RPI	RPI	RPI	RPI
DIV. I ONLY	5- 24	326	1-9	81	78	243	243	6	6	
DIV. I NON-CONF.	3- 8	268	0	138	174	212	212	6	6	
TOTALS	RPI 1-25	RPI 26-50	W-L RECORDS	RPI 51-100	RPI 101-150	RPI 150+				
5- 24	0- 2	0- 5	OVERALL	0- 11	0- 4	5- 2				
1- 11	0- 1	0- 3	HOME	0- 5	0- 1	1- 1				
4- 12	0- 1	0- 2	AWAY	0- 5	0- 3	4- 1				
0- 1	0- 0	0- 0	NEUTRAL	0- 1	0- 0	0- 0				
3- 8	0- 0	0- 1	NON-CONFERENCE	0- 3	0- 4	3- 0				
0- 3	0- 0	0- 1	HOME	0- 1	0- 1	0- 0				
3- 4	0- 0	0- 0	AWAY	0- 1	0- 3	3- 0				
0- 1	0- 0	0- 0	NEUTRAL	0- 1	0- 0	0- 0				
2- 16	0- 2	0- 4	CONFERENCE	0- 8	0- 0	2- 2				
1- 8	0- 1	0- 2	HOME	0- 4	0- 0	1- 1				
1- 8	0- 1	0- 2	AWAY	0- 4	0- 0	1- 1				
0- 0	0- 0	0- 0	NEUTRAL	0- 0	0- 0	0- 0				

RPI 1-25			RPI 26-50			RPI 51-100			RPI 101+			Team's RPI: 243
RPI	S	Opponent	Score	RPI	S	Opponent	Score	RPI	S	Opponent	Score	Score
20	A	DePaul	66 92	28	A	Marquette	51 73	63	A	St. John's (NY)	54 71	109 A Columbia 49 54
20	H	DePaul	69 87	28	H	Marquette	56 76	63	H	St. John's (NY)	68 74	128 H Richmond 49 51
				36	H	James Madison	59 66	68	N	Fresno St.	69 82	132 A Davidson 52 66
				45	A	Creighton	78 95	72	A	Villanova	53 74	141 A George Washington 49 52
				45	H	Creighton	56 65	72	H	Villanova	40 48	184 A Providence 55 62
								73	A	Seton Hall	60 79	184 H Providence 62 53
								73	H	Seton Hall	47 61	263 A Xavier 63 50
								89	A	Fordham	54 67	263 H Xavier 64 85
								90	H	Rider	64 65	288 A LMU (CA) 64 53
								93	A	Butler	42 60	293 A Pittsburgh 66 56
								93	H	Butler	46 47	315 A UMES 57 39
LAST 10 Division I												
45	A	Creighton	78 95	263	A	Xavier	63 50					
184	A	Providence	55 62	93	A	Butler	42 60					
28	H	Marquette	56 76	63	H	St. John's (NY)	68 74					
20	H	DePaul	69 87	73	H	Seton Hall	47 61					
72	H	Villanova	40 48	20	A	DePaul	66 92					

Non-Div I Games:

Georgetown

■ Loss,
 ■ Non-Conf,
 ■ S Site,
 ■ H Home
 ■ A Away
 N Neutral

Average RPI Win:	160	WON-LOST	WINNING	LAST 10	STRENGTH OF	OPP. STRENGTH	TEAM	ADJ.	CONF.	ADJ CONF.
Average RPI Loss:	45	RECORD	PCT. RANK	GAMES	SCHEDULE	OF SCHEDULE	RPI	RPI	RPI	RPI
DIV. I ONLY	16- 13	149	4-6	13	64	70	70	4	4	
DIV. I NON-CONF.	9- 4	84	0	41	208	86	86	5	5	
TOTALS	RPI 1-25	RPI 26-50	W-L RECORDS	RPI 51-100	RPI 101-150	RPI 150+				
16- 13	0- 8	3- 0	OVERALL	2- 3	3- 1	8- 1				
10- 8	0- 4	0- 0	HOME	1- 2	2- 1	7- 1				
4- 5	0- 4	2- 0	AWAY	0- 1	1- 0	1- 0				
2- 0	0- 0	1- 0	NEUTRAL	1- 0	0- 0	0- 0				
9- 4	0- 2	1- 0	NON-CONFERENCE	1- 2	0- 0	7- 0				
7- 3	0- 1	0- 0	HOME	0- 2	0- 0	7- 0				
0- 1	0- 1	0- 0	AWAY	0- 0	0- 0	0- 0				
2- 0	0- 0	1- 0	NEUTRAL	1- 0	0- 0	0- 0				
7- 9	0- 6	2- 0	CONFERENCE	1- 1	3- 1	1- 1				
3- 5	0- 3	0- 0	HOME	1- 0	2- 1	0- 1				
4- 4	0- 3	2- 0	AWAY	0- 1	1- 0	1- 0				
0- 0	0- 0	0- 0	NEUTRAL	0- 0	0- 0	0- 0				

RPI 1-25				RPI 26-50				RPI 51-100				Team's RPI: 70	RPI 101+			
RPI	S	Opponent	Score	RPI	S	Opponent	Score	RPI	S	Opponent	Score		RPI	S	Opponent	Score
1	H	South Carolina	53 88	32	N	Virginia Tech	77 72	58	H	Alabama	76 75		110	H	Vanderbilt	55 63
4	A	Baylor	38 72	33	A	LSU	73 56	59	A	Tennessee	56 73		114	H	Auburn	61 50
13	H	UCLA	50 59	35	A	Arkansas	64 55	71	H	Georgia Tech	40 73		133	A	Florida	49 43
14	A	Mississippi St.	53 67					72	H	Villanova	58 63		133	H	Florida	65 59
14	H	Mississippi St.	66 73					93	N	Butler	69 36		155	H	N.C. A&T	72 54
17	A	Texas A&M	63 64										167	H	Missouri	65 73
17	H	Texas A&M	47 64										180	H	Gardner-Webb	84 56
25	A	Kentucky	77 88										199	H	Furman	77 48
LAST 10 Division I																
133	H	Florida	65 59	133	A	Florida	49 43									
25	A	Kentucky	77 88	167	H	Missouri	65 73									
33	A	LSU	73 56	14	A	Mississippi St.	53 67									
17	H	Texas A&M	47 64	17	A	Texas A&M	63 64									
58	H	Alabama	76 75	1	H	South Carolina	53 88									

Non-Div I Games:

Georgia

■ Loss,
 ■ Non-Conf, S Site,
 ■ Home
 ■ Away
 N Neutral

Georgia St.

Through Games Of March 2, 2020

Average RPI Win:	292	WON-LOST	WINNING	LAST 10	STRENGTH OF	OPP. STRENGTH	TEAM	ADJ.	CONF.	ADJ CONF.
Average RPI Loss:	179	RECORD	PCT. RANK	GAMES	SCHEDULE	OF SCHEDULE	RPI	RPI	RPI	RPI
DIV. I ONLY	8- 20	294	4-6	266	275	313	313	21	21	
DIV. I NON-CONF.	3- 8	268	0	264	312	319	319	20	20	
TOTALS	RPI 1-25	RPI 26-50	W-L RECORDS	RPI 51-100	RPI 101-150	RPI 150+				
8- 20	0- 1	0- 1	OVERALL	0- 3	0- 2	8- 13				
5- 9	0- 1	0- 1	HOME	0- 1	0- 0	5- 6				
2- 11	0- 0	0- 0	AWAY	0- 2	0- 2	2- 7				
1- 0	0- 0	0- 0	NEUTRAL	0- 0	0- 0	1- 0				
3- 8	0- 1	0- 0	NON-CONFERENCE	0- 1	0- 1	3- 5				
2- 4	0- 1	0- 0	HOME	0- 0	0- 0	2- 3				
0- 4	0- 0	0- 0	AWAY	0- 1	0- 1	0- 2				
1- 0	0- 0	0- 0	NEUTRAL	0- 0	0- 0	1- 0				
5- 12	0- 0	0- 1	CONFERENCE	0- 2	0- 1	5- 8				
3- 5	0- 0	0- 1	HOME	0- 1	0- 0	3- 3				
2- 7	0- 0	0- 0	AWAY	0- 1	0- 1	2- 5				
0- 0	0- 0	0- 0	NEUTRAL	0- 0	0- 0	0- 0				

RPI	S	Opponent	Score	RPI	S	Opponent	Score	RPI	S	Opponent	Score	RPI	S	Opponent	Score	Team's RPI: 313
3	H	Maryland	41 114	43	H	Troy	57 71	71	A	Georgia Tech	28 69	105	A	UT Arlington	32 58	
								83	A	Coastal Caro.	45 87	136	A	UNC Greensboro	49 64	
								83	H	Coastal Caro.	50 66	181	H	Toledo	48 74	
												185	A	Louisiana	61 53	
												185	H	Louisiana	65 75	
												199	A	Furman	55 62	
												202	A	Little Rock	46 66	
												202	H	Little Rock	58 43	
												214	A	UTEP	68 71	
												238	H	South Alabama	64 81	
												241	H	Alabama A&M	52 67	
												247	A	Appalachian St.	37 65	
												247	H	Appalachian St.	59 64	
												252	A	Texas St.	62 67	
												254	A	Arkansas St.	68 70	
												254	H	Arkansas St.	67 56	
												300	A	Ga. Southern	56 81	
												301	H	FIU	63 70	
												312	N	New Mexico St.	59 51	
												338	H	SIUE	74 73	
												348	A	La.-Monroe	52 43	
												348	H	La.-Monroe	68 52	
												350	H	South Carolina St.	77 52	
LAST 10 Division I																
252	A	Texas St.	62 67	185	A	Louisiana	61 53									
105	A	UT Arlington	32 58	202	H	Little Rock	58 43									
83	H	Coastal Caro.	50 66	254	H	Arkansas St.	67 56									
247	H	Appalachian St.	59 64	83	A	Coastal Caro.	45 87									
348	A	La.-Monroe	52 43	247	A	Appalachian St.	37 65									

Non-Div I Games:

Georgia St.

■ Loss,
 ■ Non-Conf,
 ■ S Site,
 ■ H Home
 ■ A Away
 N Neutral

Average RPI Win:	156	WON-LOST	WINNING	LAST 10	STRENGTH OF	OPP. STRENGTH	TEAM	ADJ.	CONF.	ADJ CONF.
Average RPI Loss:	65	RECORD	PCT. RANK	GAMES	SCHEDULE	OF SCHEDULE	RPI	RPI	RPI	RPI
DIV. I ONLY	19- 10	80	5-5	104	38	71	71	5	5	
DIV. I NON-CONF.	9- 2	37	0	199	61	60	60	4	4	
TOTALS	RPI 1-25	RPI 26-50	W-L RECORDS	RPI 51-100	RPI 101-150	RPI 150+				
19- 10	1- 3	2- 2	OVERALL	5- 2	3- 3	8- 0				
10- 4	0- 1	1- 0	HOME	2- 1	2- 2	5- 0				
7- 4	1- 1	1- 1	AWAY	1- 1	1- 1	3- 0				
2- 2	0- 1	0- 1	NEUTRAL	2- 0	0- 0	0- 0				
9- 2	0- 1	0- 1	NON-CONFERENCE	3- 0	1- 0	5- 0				
5- 0	0- 0	0- 0	HOME	0- 0	1- 0	4- 0				
2- 0	0- 0	0- 0	AWAY	1- 0	0- 0	1- 0				
2- 2	0- 1	0- 1	NEUTRAL	2- 0	0- 0	0- 0				
10- 8	1- 2	2- 1	CONFERENCE	2- 2	2- 3	3- 0				
5- 4	0- 1	1- 0	HOME	2- 1	1- 2	1- 0				
5- 4	1- 1	1- 1	AWAY	0- 1	1- 1	2- 0				
0- 0	0- 0	0- 0	NEUTRAL	0- 0	0- 0	0- 0				

RPI 1-25				RPI 26-50				RPI 51-100 Team's RPI: 71				RPI 101+			
RPI	S	Opponent	Score	RPI	S	Opponent	Score	RPI	S	Opponent	Score	RPI	S	Opponent	Score
5	H	Louisville	47 58	32	A	Virginia Tech	61 64	57	H	Virginia	61 51	101	H	Notre Dame	51 59
17	N	Texas A&M	48 60	39	A	Florida St.	67 52	62	N	Rice	54 52	103	A	Syracuse	82 64
21	A	NC State	65 61	39	H	Florida St.	65 62	64	H	Boston College	48 55	127	A	Wake Forest	60 65
24	A	Duke	46 58	42	N	Rutgers	43 46	70	A	Georgia	73 40	127	H	Wake Forest	62 52
								73	N	Seton Hall	79 54	138	H	North Carolina	60 67
								97	A	Miami (FL)	49 54	145	H	Wisconsin	60 41
								97	H	Miami (FL)	61 54	209	H	Houston	69 38
												225	A	Kennesaw St.	63 47
												228	A	Clemson	56 44
												228	H	Clemson	49 47
												289	H	ETSU	87 48
												293	A	Pittsburgh	77 48
												313	H	Georgia St.	69 28
												347	H	Grambling	89 42
LAST 10 Division I															
228	A	Clemson	56 44	127	H	Wake Forest	62 52								
39	H	Florida St.	65 62	293	A	Pittsburgh	77 48								
5	H	Louisville	47 58	101	H	Notre Dame	51 59								
21	A	NC State	65 61	97	A	Miami (FL)	49 54								
32	A	Virginia Tech	61 64	24	A	Duke	46 58								

Non-Div I Games:

Georgia Tech

■ Loss,
■ Non-Conf,
■ S Site,
■ H Home
■ A Away
N Neutral

Gonzaga

Through Games Of March 2, 2020

Average RPI Win: 148	WON-LOST	WINNING	LAST 10	STRENGTH OF	OPP. STRENGTH	TEAM	ADJ.	CONF.	ADJ CONF.
Average RPI Loss: 103	RECORD	PCT. RANK	GAMES	SCHEDULE	OF SCHEDULE	RPI	RPI	RPI	RPI
DIV. I ONLY	28- 2	4	9-1	70	88	9	9	11	11
DIV. I NON-CONF.	11- 1	13	0	16	22	2	2	11	11
TOTALS	RPI 1-25	RPI 26-50	W-L RECORDS	RPI 51-100	RPI 101-150	RPI 150+			
28- 2	1- 1	4- 0	OVERALL	3- 0	8- 0	12- 1			
14- 0	1- 0	1- 0	HOME	1- 0	4- 0	7- 0			
11- 2	0- 1	0- 0	AWAY	2- 0	4- 0	5- 1			
3- 0	0- 0	3- 0	NEUTRAL	0- 0	0- 0	0- 0			
11- 1	1- 1	4- 0	NON-CONFERENCE	1- 0	2- 0	3- 0			
5- 0	1- 0	1- 0	HOME	0- 0	1- 0	2- 0			
3- 1	0- 1	0- 0	AWAY	1- 0	1- 0	1- 0			
3- 0	0- 0	3- 0	NEUTRAL	0- 0	0- 0	0- 0			
17- 1	0- 0	0- 0	CONFERENCE	2- 0	6- 0	9- 1			
9- 0	0- 0	0- 0	HOME	1- 0	3- 0	5- 0			
8- 1	0- 0	0- 0	AWAY	1- 0	3- 0	4- 1			
0- 0	0- 0	0- 0	NEUTRAL	0- 0	0- 0	0- 0			

RPI	S	Opponent	Score	RPI	S	Opponent	Score	RPI	S	Opponent	Score	RPI	S	Opponent	Score
8	A	Stanford	70 76	46	N	Purdue	63 50	78	A	Montana St.	70 55	107	A	Washington St.	76 53
9	H	Missouri St.	64 52	47	H	UT Martin	78 55	82	A	BYU	55 43	113	A	San Diego	57 42
				48	N	Dayton	76 65	82	H	BYU	59 44	113	H	San Diego	57 46
				49	N	Middle Tenn.	62 50					134	A	Pacific	83 65
												134	H	Pacific	68 67
												135	H	Texas Southern	80 45
												140	A	Portland	56 42
												140	H	Portland	62 57
												157	A	Wyoming	65 54
												195	A	Santa Clara	67 52
												195	H	Santa Clara	53 46
												196	A	Pepperdine	64 50
												196	H	Pepperdine	70 36
												197	A	Saint Mary's (CA)	60 70
												197	H	Saint Mary's (CA)	74 49
												204	A	San Francisco	69 46
												204	H	San Francisco	56 38
												251	H	CSU Bakersfield	92 48
												288	A	LMU (CA)	75 47
												288	H	LMU (CA)	78 52
												308	H	Eastern Wash.	84 44
LAST 10 Division I															
140	A	Portland	56 42	197	A	Saint Mary's (CA)	60 70	134	A	Pacific	83 65	82	H	BYU	59 44
196	A	Pepperdine	64 50	134	A	Pacific	83 65	113	H	San Diego	57 46	288	H	LMU (CA)	78 52
288	A	LMU (CA)	75 47	82	H	BYU	59 44								
195	H	Santa Clara	53 46	113	H	San Diego	57 46								
204	H	San Francisco	56 38	288	H	LMU (CA)	78 52								

Non-Div I Games:

Gonzaga

■ Loss,
 ■ Non-Conf, S Site,
 ■ Home
 ■ Away
 N Neutral

Grambling

Through Games Of March 2, 2020

Average RPI Win:	305	WON-LOST	WINNING	LAST 10	STRENGTH OF	OPP. STRENGTH	TEAM	ADJ.	CONF.	ADJ CONF.
Average RPI Loss:	214	RECORD	PCT. RANK	GAMES	SCHEDULE	OF SCHEDULE	RPI	RPI	RPI	RPI
DIV. I ONLY	3- 23	332	2-8	307	344	347	347	32	32	
DIV. I NON-CONF.	0- 10	338	0	103	189	316	316	31	31	
TOTALS	RPI 1-25	RPI 26-50	W-L RECORDS	RPI 51-100	RPI 101-150	RPI 150+				
3- 23	0- 2	0- 0	OVERALL	0- 1	0- 4	3- 16				
3- 8	0- 0	0- 0	HOME	0- 0	0- 3	3- 5				
0- 14	0- 2	0- 0	AWAY	0- 1	0- 1	0- 10				
0- 1	0- 0	0- 0	NEUTRAL	0- 0	0- 0	0- 1				
0- 10	0- 2	0- 0	NON-CONFERENCE	0- 1	0- 2	0- 5				
0- 2	0- 0	0- 0	HOME	0- 0	0- 2	0- 0				
0- 7	0- 2	0- 0	AWAY	0- 1	0- 0	0- 4				
0- 1	0- 0	0- 0	NEUTRAL	0- 0	0- 0	0- 1				
3- 13	0- 0	0- 0	CONFERENCE	0- 0	0- 2	3- 11				
3- 6	0- 0	0- 0	HOME	0- 0	0- 1	3- 5				
0- 7	0- 0	0- 0	AWAY	0- 0	0- 1	0- 6				
0- 0	0- 0	0- 0	NEUTRAL	0- 0	0- 0	0- 0				

RPI 1-25				RPI 26-50				RPI 51-100				RPI 101+ Team's RPI: 347			
RPI	S	Opponent	Score	RPI	S	Opponent	Score	RPI	S	Opponent	Score	RPI	S	Opponent	Score
4	A	Baylor	46 120					71	A	Georgia Tech	42 89	105	H	UT Arlington	54 88
25	A	Kentucky	35 81									133	H	Florida	65 72
												135	A	Texas Southern	62 85
												135	H	Texas Southern	85 89
												158	A	Jackson St.	46 61
												158	H	Jackson St.	59 82
												164	N	Binghamton	67 88
												171	A	Wichita St.	65 77
												241	H	Alabama A&M	69 59
												253	A	Southern U.	57 81
												253	H	Southern U.	51 70
												272	A	Louisiana Tech	66 70
												295	A	Prairie View	58 65
												295	H	Prairie View	54 67
												301	A	FIU	55 56
												320	H	Alabama St.	59 73
												324	A	Alcorn	54 80
												324	H	Alcorn	70 59
												327	A	Ark.-Pine Bluff	79 84
												327	H	Ark.-Pine Bluff	64 82
												336	A	Northwestern St.	61 65
												351	A	Mississippi Val.	57 68
												351	H	Mississippi Val.	72 47
LAST 10 Division I															
351	H	Mississippi Val.	72 47	324	H	Alcorn	70 59								
327	H	Ark.-Pine Bluff	64 82	253	H	Southern U.	51 70								
158	H	Jackson St.	59 82	351	A	Mississippi Val.	57 68								
135	A	Texas Southern	62 85	327	A	Ark.-Pine Bluff	79 84								
295	A	Prairie View	58 65	158	A	Jackson St.	46 61								

Non-Div I Games: Centenary (LA) 106 42

Grambling

Loss, Non-Conf, S Site, H Home A Away N Neutral

Grand Canyon

Through Games Of March 2, 2020

Average RPI Win:	283	WON-LOST	WINNING	LAST 10	STRENGTH OF	OPP. STRENGTH	TEAM	ADJ.	CONF.	ADJ CONF.
Average RPI Loss:	224	RECORD	PCT. RANK	GAMES	SCHEDULE	OF SCHEDULE	RPI	RPI	RPI	RPI
DIV. I ONLY	13- 11	155	7-3	312	340	240	240	31	31	
DIV. I NON-CONF.	3- 6	235	0	180	281	275	275	32	32	
TOTALS	RPI 1-25	RPI 26-50	W-L RECORDS	RPI 51-100	RPI 101-150	RPI 150+				
13- 11	0- 0	0- 0	OVERALL	0- 0	0- 2	13- 9				
8- 5	0- 0	0- 0	HOME	0- 0	0- 0	8- 5				
5- 6	0- 0	0- 0	AWAY	0- 0	0- 2	5- 4				
0- 0	0- 0	0- 0	NEUTRAL	0- 0	0- 0	0- 0				
3- 6	0- 0	0- 0	NON-CONFERENCE	0- 0	0- 2	3- 4				
3- 2	0- 0	0- 0	HOME	0- 0	0- 0	3- 2				
0- 4	0- 0	0- 0	AWAY	0- 0	0- 2	0- 2				
0- 0	0- 0	0- 0	NEUTRAL	0- 0	0- 0	0- 0				
10- 5	0- 0	0- 0	CONFERENCE	0- 0	0- 0	10- 5				
5- 3	0- 0	0- 0	HOME	0- 0	0- 0	5- 3				
5- 2	0- 0	0- 0	AWAY	0- 0	0- 0	5- 2				
0- 0	0- 0	0- 0	NEUTRAL	0- 0	0- 0	0- 0				

RPI 1-25			RPI 26-50			RPI 51-100			RPI 101+ Team's RPI: 240		
RPI	S	Opponent	Score	RPI	S	Opponent	Score	RPI	S	Opponent	Score
								131	A	California	53 72
								140	A	Portland	41 73
								160	A	Montana	67 72
								176	H	Southern Utah	69 65
								211	A	UMKC	62 56
								211	H	UMKC	53 74
								216	H	Cal St. Fullerton	70 80
								219	H	UNLV	53 51
								220	H	North Dakota	76 78
								223	A	Portland St.	46 69
								251	H	CSU Bakersfield	54 59
								264	H	UC Santa Barbara	58 57
								291	A	California Baptist	62 58
								291	H	California Baptist	72 66
								296	A	Utah Valley	66 59
								296	H	Utah Valley	54 64
								299	A	UTRGV	47 66
								299	H	UTRGV	62 60
								309	A	Seattle U	56 48
								309	H	Seattle U	63 60
								312	A	New Mexico St.	58 69
								312	H	New Mexico St.	60 49
								349	A	Chicago St.	68 57
								349	H	Chicago St.	69 49
LAST 10 Division I											
								299	A	UTRGV	47 66
								299	H	UMKC	62 56
								312	A	New Mexico St.	58 69
								291	H	California Baptist	72 66
								312	H	New Mexico St.	60 49
								296	H	Utah Valley	54 64
								299	H	UTRGV	62 60
								309	H	Seattle U	63 60
								296	A	Utah Valley	66 59

Non-Div I Games: Benedictine Mesa 72 53 Whittier 77 41

Grand Canyon

Loss, Non-Conf, S Site, H Home A Away N Neutral

Average RPI Win: 226	WON-LOST	WINNING	LAST 10	STRENGTH OF	OPP. STRENGTH	TEAM	ADJ.	CONF.	ADJ CONF.
Average RPI Loss: 108	RECORD	PCT. RANK	GAMES	SCHEDULE	OF SCHEDULE	RPI	RPI	RPI	RPI
DIV. I ONLY	18- 12	116	8-2	121	202	120	120	22	22
DIV. I NON-CONF.	5- 7	205	0	31	34	104	104	22	22
TOTALS	RPI 1-25	RPI 26-50	W-L RECORDS	RPI 51-100	RPI 101-150	RPI 150+			
18- 12	1- 2	0- 2	OVERALL	1- 3	1- 0	15- 5			
8- 6	0- 1	0- 2	HOME	0- 2	0- 0	8- 1			
8- 5	1- 0	0- 0	AWAY	1- 1	0- 0	6- 4			
2- 1	0- 1	0- 0	NEUTRAL	0- 0	1- 0	1- 0			
5- 7	1- 2	0- 2	NON-CONFERENCE	0- 2	1- 0	3- 1			
1- 4	0- 1	0- 2	HOME	0- 1	0- 0	1- 0			
2- 2	1- 0	0- 0	AWAY	0- 1	0- 0	1- 1			
2- 1	0- 1	0- 0	NEUTRAL	0- 0	1- 0	1- 0			
13- 5	0- 0	0- 0	CONFERENCE	1- 1	0- 0	12- 4			
7- 2	0- 0	0- 0	HOME	0- 1	0- 0	7- 1			
6- 3	0- 0	0- 0	AWAY	1- 0	0- 0	5- 3			
0- 0	0- 0	0- 0	NEUTRAL	0- 0	0- 0	0- 0			

RPI 1-25			RPI 26-50			RPI 51-100			RPI 101+ Team's RPI: 120		
RPI	S	Opponent	Score	RPI	S	Opponent	Score	RPI	S	Opponent	Score
14	N	Mississippi St.	58 83	28	H	Marquette	47 60	54	A	Marist	60 72
16	A	Central Mich.	111 105	29	H	South Dakota	60 66	69	H	South Dakota St.	55 60
20	H	DePaul	65 76					74	A	IUPUI	61 58
								74	H	IUPUI	42 54
LAST 10 Division I											
259	H	Youngstown St.	71 51	334	H	Detroit Mercy	72 45	103	N	Syracuse	79 73
201	H	Cleveland St.	81 51	222	A	Milwaukee	60 65	153	A	Wright St.	68 59
74	A	IUPUI	61 58	177	A	Northern Ky.	43 63	153	H	Wright St.	58 70
340	A	UIC	75 49	153	A	Wright St.	68 59	167	H	Missouri	72 64
283	H	Oakland	76 51	201	A	Cleveland St.	74 54	172	A	Maine	60 61
				222	A	Milwaukee	60 65	177	A	Northern Ky.	43 63
				222	H	Milwaukee	61 48	177	H	Northern Ky.	65 44
				257	N	Bowling Green	73 54	201	A	Cleveland St.	81 51
				259	A	Youngstown St.	70 63	201	H	Cleveland St.	81 51
				259	H	Youngstown St.	71 51	222	A	Milwaukee	60 65
				283	A	Oakland	88 93	222	H	Milwaukee	61 48
				283	H	Oakland	76 51	257	N	Bowling Green	73 54
				334	A	Detroit Mercy	65 48	259	A	Youngstown St.	70 63
				334	H	Detroit Mercy	72 45	259	H	Youngstown St.	71 51
				340	A	UIC	75 49	283	A	Oakland	88 93
				340	H	UIC	73 36	283	H	Oakland	76 51
				349	A	Chicago St.	102 46	334	A	Detroit Mercy	65 48
								334	H	Detroit Mercy	72 45
								340	A	UIC	75 49
								340	H	UIC	73 36
								349	A	Chicago St.	102 46

Non-Div I Games:

Green Bay

■ Loss,
■ Non-Conf, S Site,
■ Home
■ Away
N Neutral

Hampton

Through Games Of March 2, 2020

Average RPI Win:	244	WON-LOST	WINNING	LAST 10	STRENGTH OF	OPP. STRENGTH	TEAM	ADJ.	CONF.	ADJ CONF.
Average RPI Loss:	157	RECORD	PCT. RANK	GAMES	SCHEDULE	OF SCHEDULE	RPI	RPI	RPI	RPI
DIV. I ONLY	17- 10	92	7-3	215	277	148	148	25	25	
DIV. I NON-CONF.	4- 5	195	0	47	134	114	114	28	28	
TOTALS	RPI 1-25	RPI 26-50	W-L RECORDS	RPI 51-100	RPI 101-150	RPI 150+				
17- 10	0- 1	0- 0	OVERALL	1- 1	2- 1	14- 7				
8- 5	0- 0	0- 0	HOME	0- 1	0- 1	8- 3				
7- 5	0- 1	0- 0	AWAY	1- 0	0- 0	6- 4				
2- 0	0- 0	0- 0	NEUTRAL	0- 0	2- 0	0- 0				
4- 5	0- 1	0- 0	NON-CONFERENCE	1- 1	2- 0	1- 3				
0- 3	0- 0	0- 0	HOME	0- 1	0- 0	0- 2				
2- 2	0- 1	0- 0	AWAY	1- 0	0- 0	1- 1				
2- 0	0- 0	0- 0	NEUTRAL	0- 0	2- 0	0- 0				
13- 5	0- 0	0- 0	CONFERENCE	0- 0	0- 1	13- 4				
8- 2	0- 0	0- 0	HOME	0- 0	0- 1	8- 1				
5- 3	0- 0	0- 0	AWAY	0- 0	0- 0	5- 3				
0- 0	0- 0	0- 0	NEUTRAL	0- 0	0- 0	0- 0				

RPI 1-25				RPI 26-50				RPI 51-100				RPI 101+ Team's RPI: 148			
RPI	S	Opponent	Score	RPI	S	Opponent	Score	RPI	S	Opponent	Score	RPI	S	Opponent	Score
23	A	Old Dominion	38 75					58	A	Alabama	64 61	119	H	Campbell	31 68
								98	H	Liberty	59 83	128	N	Richmond	69 65
												142	N	Mt. St. Mary's	68 60
												156	H	Norfolk St.	56 77
												173	A	High Point	59 74
												173	H	High Point	77 81
												180	A	Gardner-Webb	59 70
												180	H	Gardner-Webb	63 58
												191	H	Radford	51 48
												193	A	Chattanooga	84 55
												194	H	Fla. Atlantic	63 64
												199	A	Furman	65 70
												250	A	UNC Asheville	76 66
												250	H	UNC Asheville	68 59
												258	A	Winthrop	66 72
												258	H	Winthrop	62 48
												273	A	Longwood	90 76
												273	H	Longwood	73 55
												307	A	Presbyterian	71 42
												307	H	Presbyterian	67 53
												328	A	USC Upstate	86 73
												328	H	USC Upstate	60 40
												343	A	Charleston So.	64 59
												343	H	Charleston So.	66 57
LAST 10 Division I															
				343	H	Charleston So.	66 57					180	A	Gardner-Webb	59 70
				307	H	Presbyterian	67 53					173	A	High Point	59 74
				328	A	USC Upstate	86 73					250	A	UNC Asheville	76 66
				273	A	Longwood	90 76					273	H	Longwood	73 55
				258	H	Winthrop	62 48					173	H	High Point	77 81

Non-Div I Games:

Hampton

■ Loss,
 ■ Non-Conf,
 ■ S Site,
 ■ H Home
 ■ A Away
 N Neutral

Average RPI Win: 81		WON-LOST	WINNING	LAST 10	STRENGTH OF	OPP. STRENGTH	TEAM	ADJ.	CONF.	ADJ CONF.
Average RPI Loss: 208		RECORD	PCT. RANK	GAMES	SCHEDULE	OF SCHEDULE	RPI	RPI	RPI	RPI
DIV. I ONLY		1- 28	351	1-9	236	278	344	344	26	26
DIV. I NON-CONF.		0- 13	338	0	236	202	339	339	27	27
TOTALS		RPI 1-25	RPI 26-50	W-L RECORDS	RPI 51-100	RPI 101-150	RPI 150+			
1- 28	0- 1		0- 0	OVERALL	1- 3	0- 3	0- 21			
1- 13	0- 0		0- 0	HOME	1- 0	0- 0	0- 13			
0- 15	0- 1		0- 0	AWAY	0- 3	0- 3	0- 8			
0- 0	0- 0		0- 0	NEUTRAL	0- 0	0- 0	0- 0			
0- 13	0- 1		0- 0	NON-CONFERENCE	0- 2	0- 3	0- 7			
0- 6	0- 0		0- 0	HOME	0- 0	0- 0	0- 6			
0- 7	0- 1		0- 0	AWAY	0- 2	0- 3	0- 1			
0- 0	0- 0		0- 0	NEUTRAL	0- 0	0- 0	0- 0			
1- 15	0- 0		0- 0	CONFERENCE	1- 1	0- 0	0- 14			
1- 7	0- 0		0- 0	HOME	1- 0	0- 0	0- 7			
0- 8	0- 0		0- 0	AWAY	0- 1	0- 0	0- 7			
0- 0	0- 0		0- 0	NEUTRAL	0- 0	0- 0	0- 0			

[illegible]

Non-Div I Games:

Hartford

■ Loss, ■ Non-Conf, S Site, H Home A Away N Neutral

Harvard

Through Games Of March 2, 2020

Average RPI Win:	181	WON-LOST	WINNING	LAST 10	STRENGTH OF	OPP. STRENGTH	TEAM	ADJ.	CONF.	ADJ CONF.
Average RPI Loss:	116	RECORD	PCT. RANK	GAMES	SCHEDULE	OF SCHEDULE	RPI	RPI	RPI	RPI
DIV. I ONLY	14- 11	138	4-6	136	94	122	122	7	7	
DIV. I NON-CONF.	9- 4	84	0	290	98	128	128	8	8	
TOTALS	RPI 1-25	RPI 26-50	W-L RECORDS	RPI 51-100	RPI 101-150	RPI 150+				
14- 11	0- 2	0- 1	OVERALL	2- 1	2- 2	10- 5				
8- 4	0- 1	0- 0	HOME	2- 0	1- 1	5- 2				
6- 6	0- 1	0- 1	AWAY	0- 1	1- 1	5- 2				
0- 1	0- 0	0- 0	NEUTRAL	0- 0	0- 0	0- 1				
9- 4	0- 0	0- 1	NON-CONFERENCE	0- 0	2- 0	7- 3				
4- 1	0- 0	0- 0	HOME	0- 0	1- 0	3- 1				
5- 2	0- 0	0- 1	AWAY	0- 0	1- 0	4- 1				
0- 1	0- 0	0- 0	NEUTRAL	0- 0	0- 0	0- 1				
5- 7	0- 2	0- 0	CONFERENCE	2- 1	0- 2	3- 2				
4- 3	0- 1	0- 0	HOME	2- 0	0- 1	2- 1				
1- 4	0- 1	0- 0	AWAY	0- 1	0- 1	1- 1				
0- 0	0- 0	0- 0	NEUTRAL	0- 0	0- 0	0- 0				

RPI S	Opponent	Score	RPI S	Opponent	Score	RPI S	Opponent	Score	RPI S	Opponent	Score	Team's RPI: 122
11	A Princeton	45 66	42	A Rutgers	46 74	53	H Yale	66 57	109	A Columbia	64 89	
11	H Princeton	46 60				66	A Penn	48 70	109	H Columbia	57 62	
						66	H Penn	58 51	130	A Boston U.	66 39	
									131	H California	56 53	
									151	H Northeastern	44 46	
									172	A Maine	69 40	
									174	A Dartmouth	62 63	
									174	H Dartmouth	64 49	
									187	A Cornell	73 58	
									187	H Cornell	47 55	
									188	A Quinnipiac	77 68	
									189	A La Salle	69 75	
									190	A Northern Ill.	59 53	
									194	A Fla. Atlantic	65 51	
									205	H Brown	68 53	
									215	H Rhode Island	61 58	
									231	N Saint Joseph's	39 63	
									280	H Siena	68 51	
									344	H Hartford	53 44	
LAST 10 Division I												
187	H Cornell	47 55	187	A Cornell	73 58							
109	H Columbia	57 62	205	H Brown	68 53							
66	A Penn	48 70	53	H Yale	66 57							
11	A Princeton	45 66	11	H Princeton	46 60							
109	A Columbia	64 89	66	H Penn	58 51							

Non-Div I Games:

Harvard

Loss, Non-Conf, S Site, H Home A Away N Neutral

Average RPI Win:	243	WON-LOST	WINNING	LAST 10	STRENGTH OF	OPP. STRENGTH	TEAM	ADJ.	CONF.	ADJ CONF.
Average RPI Loss:	176	RECORD	PCT. RANK	GAMES	SCHEDULE	OF SCHEDULE	RPI	RPI	RPI	RPI
DIV. I ONLY	13- 13	172	6-4	230	238	207	207	28	28	
DIV. I NON-CONF.	5- 7	205	0	132	77	191	191	26	26	
TOTALS	RPI 1-25	RPI 26-50	W-L RECORDS	RPI 51-100	RPI 101-150	RPI 150+				
13- 13	0- 2	1- 0	OVERALL	0- 1	1- 2	11- 8				
8- 5	0- 1	1- 0	HOME	0- 1	0- 1	7- 2				
5- 8	0- 1	0- 0	AWAY	0- 0	1- 1	4- 6				
0- 0	0- 0	0- 0	NEUTRAL	0- 0	0- 0	0- 0				
5- 7	0- 2	1- 0	NON-CONFERENCE	0- 1	1- 2	3- 2				
3- 4	0- 1	1- 0	HOME	0- 1	0- 1	2- 1				
2- 3	0- 1	0- 0	AWAY	0- 0	1- 1	1- 1				
0- 0	0- 0	0- 0	NEUTRAL	0- 0	0- 0	0- 0				
8- 6	0- 0	0- 0	CONFERENCE	0- 0	0- 0	8- 6				
5- 1	0- 0	0- 0	HOME	0- 0	0- 0	5- 1				
3- 5	0- 0	0- 0	AWAY	0- 0	0- 0	3- 5				
0- 0	0- 0	0- 0	NEUTRAL	0- 0	0- 0	0- 0				

RPI 1-25				RPI 26-50				RPI 51-100				RPI 101+ Team's RPI: 207			
RPI	S	Opponent	Score	RPI	S	Opponent	Score	RPI	S	Opponent	Score	RPI	S	Opponent	Score
18	A	Oregon St.	32 64	44	H	Texas	73 60	66	H	Penn	55 70	116	A	Idaho	52 67
21	H	NC State	59 68									125	A	Washington	62 50
												135	H	Texas Southern	57 74
												165	A	UC Davis	49 62
												165	H	UC Davis	48 65
												196	A	Pepperdine	52 51
												216	A	Cal St. Fullerton	64 70
												216	H	Cal St. Fullerton	79 72
												239	H	San Diego St.	61 58
												248	H	North Texas	60 66
												264	A	UC Santa Barbara	63 51
												276	A	UC Irvine	71 72
												276	H	UC Irvine	94 70
												284	A	CSUN	54 58
												284	H	CSUN	70 66
												288	A	LMU (CA)	51 65
												292	A	Long Beach St.	55 62
												292	H	Long Beach St.	68 44
												304	A	UC Riverside	65 59
												304	H	UC Riverside	80 57
												310	A	Cal Poly	59 46
												311	H	UTSA	62 50
LAST 10 Division I															
216	A	Cal St. Fullerton	64 70	310	A	Cal Poly	59 46								
276	A	UC Irvine	71 72	292	H	Long Beach St.	68 44								
165	H	UC Davis	48 65	276	H	UC Irvine	94 70								
284	H	CSUN	70 66	304	A	UC Riverside	65 59								
264	A	UC Santa Barbara	63 51	292	A	Long Beach St.	55 62								

Non-Div I Games: Hope Int'l 86 49

Hawaii

■ Loss,
 ■ Non-Conf, S Site,
 ■ Home
 ■ Away
 N Neutral

High Points				Through Games of March 17, 1910						
Average RPI Win:	264	WON-LOST	WINNING	LAST 10	STRENGTH OF	OPP. STRENGTH	TEAM	ADJ.	CONF.	ADJ CONF.
Average RPI Loss:	162	RECORD	PCT. RANK	GAMES	SCHEDULE	OF SCHEDULE	RPI	RPI	RPI	RPI
DIV. I ONLY	14- 13	160	7-3	192	307	173	173	25	25	
DIV. I NON-CONF.	2- 7	288	0	164	244	269	269	28	28	

TOTALS	RPI 1-25		RPI 26-50	W-L RECORDS	RPI 51-100	RPI 101-150	RPI 150+			
14- 13	0- 1		0- 0	OVERALL	0- 1	2- 4	12- 7			
7- 4	0- 0		0- 0	HOME	0- 0	1- 2	6- 2			
7- 9	0- 1		0- 0	AWAY	0- 1	1- 2	6- 5			
0- 0	0- 0		0- 0	NEUTRAL	0- 0	0- 0	0- 0			
2- 7	0- 1		0- 0	NON-CONFERENCE	0- 1	0- 2	2- 3			
1- 2	0- 0		0- 0	HOME	0- 0	0- 1	1- 1			
1- 5	0- 1		0- 0	AWAY	0- 1	0- 1	1- 2			
0- 0	0- 0		0- 0	NEUTRAL	0- 0	0- 0	0- 0			
12- 6	0- 0		0- 0	CONFERENCE	0- 0	2- 2	10- 4			
6- 2	0- 0		0- 0	HOME	0- 0	1- 1	5- 1			
6- 4	0- 0		0- 0	AWAY	0- 0	1- 1	5- 3			
0- 0	0- 0		0- 0	NEUTRAL	0- 0	0- 0	0- 0			

[illegible]

Non-Div I Games:

High Point

Loss, Non-Conf, S Site, H Home A Away N Neutral

Hofstra

Through Games Of March 2, 2020

Average RPI Win: 236	WON-LOST	WINNING	LAST 10	STRENGTH OF	OPP. STRENGTH	TEAM	ADJ.	CONF.	ADJ CONF.
Average RPI Loss: 178	RECORD	PCT. RANK	GAMES	SCHEDULE	OF SCHEDULE	RPI	RPI	RPI	RPI
DIV. I ONLY	3- 25	339	0-10	162	269	325	325	14	14
DIV. I NON-CONF.	3- 8	268	0	214	351	305	305	13	13
TOTALS	RPI 1-25	RPI 26-50	W-L RECORDS	RPI 51-100	RPI 101-150	RPI 150+			
3- 25	0- 0	0- 4	OVERALL	0- 1	1- 2	2- 18			
2- 11	0- 0	0- 2	HOME	0- 1	1- 1	1- 7			
1- 12	0- 0	0- 2	AWAY	0- 0	0- 1	1- 9			
0- 2	0- 0	0- 0	NEUTRAL	0- 0	0- 0	0- 2			
3- 8	0- 0	0- 0	NON-CONFERENCE	0- 1	1- 0	2- 7			
2- 3	0- 0	0- 0	HOME	0- 1	1- 0	1- 2			
1- 3	0- 0	0- 0	AWAY	0- 0	0- 0	1- 3			
0- 2	0- 0	0- 0	NEUTRAL	0- 0	0- 0	0- 2			
0- 17	0- 0	0- 4	CONFERENCE	0- 0	0- 2	0- 11			
0- 8	0- 0	0- 2	HOME	0- 0	0- 1	0- 5			
0- 9	0- 0	0- 2	AWAY	0- 0	0- 1	0- 6			
0- 0	0- 0	0- 0	NEUTRAL	0- 0	0- 0	0- 0			

RPI S	Opponent	Score	RPI S	Opponent	Score	RPI S	Opponent	Score	RPI S	Opponent	Score	Team's RPI: 325
36	A James Madison	50 92	36	H James Madison	52 89	81	H Stony Brook	38 81	108	A William & Mary	42 71	
40	A Drexel	54 74	40	H Drexel	32 45				108	H William & Mary	53 66	
									119	H Campbell	58 55	
									151	A Northeastern	51 74	
									170	N Samford	45 65	
									178	A Elon	50 67	
									178	H Elon	56 69	
									179	A Delaware	59 80	
									179	H Delaware	67 77	
									183	A Towson	71 84	
									183	H Towson	54 71	
									201	H Cleveland St.	51 61	
									209	N Houston	44 54	
									232	A Fairfield	64 73	
									244	H Morgan St.	51 39	
									262	A Col. of Charleston	63 67	
									262	H Col. of Charleston	60 63	
									265	H Howard	64 73	
									271	A UNCW	43 56	
									271	H UNCW	59 62	
									302	A Sacred Heart	44 71	
									335	A LIU Brooklyn	46 85	
									344	A Hartford	43 41	
LAST 10 Division I												
271	A UNCW	43 56	178	A Elon	50 67							
262	A Col. of Charleston	63 67	179	H Delaware	67 77							
36	H James Madison	52 89	40	H Drexel	32 45							
183	H Towson	54 71	262	H Col. of Charleston	60 63							
108	A William & Mary	42 71	271	H UNCW	59 62							

Non-Div I Games:

Hofstra

Loss, Non-Conf, S Site, H Home A Away N Neutral

Holy Cross

Through Games Of March 2, 2020

Average RPI Win: 220	WON-LOST	WINNING	LAST 10	STRENGTH OF	OPP. STRENGTH	TEAM	ADJ.	CONF.	ADJ CONF.
Average RPI Loss: 139	RECORD	PCT. RANK	GAMES	SCHEDULE	OF SCHEDULE	RPI	RPI	RPI	RPI
DIV. I ONLY	17- 11	112	5-5	194	193	121	121	15	15
DIV. I NON-CONF.	7- 4	100	0	255	265	117	117	15	15
TOTALS	RPI 1-25	RPI 26-50	W-L RECORDS	RPI 51-100	RPI 101-150	RPI 150+			
17- 11	0- 0	0- 2	OVERALL	1- 0	2- 6	14- 3			
9- 3	0- 0	0- 1	HOME	1- 0	1- 2	7- 0			
8- 8	0- 0	0- 1	AWAY	0- 0	1- 4	7- 3			
0- 0	0- 0	0- 0	NEUTRAL	0- 0	0- 0	0- 0			
7- 4	0- 0	0- 0	NON-CONFERENCE	1- 0	0- 2	6- 2			
4- 0	0- 0	0- 0	HOME	1- 0	0- 0	3- 0			
3- 4	0- 0	0- 0	AWAY	0- 0	0- 2	3- 2			
0- 0	0- 0	0- 0	NEUTRAL	0- 0	0- 0	0- 0			
10- 7	0- 0	0- 2	CONFERENCE	0- 0	2- 4	8- 1			
5- 3	0- 0	0- 1	HOME	0- 0	1- 2	4- 0			
5- 4	0- 0	0- 1	AWAY	0- 0	1- 2	4- 1			
0- 0	0- 0	0- 0	NEUTRAL	0- 0	0- 0	0- 0			

RPI S	Opponent	Score	RPI S	Opponent	Score	RPI S	Opponent	Score	RPI S	Opponent	Score	Team's RPI: 121
			50 Bucknell	45 63		64 Boston College	80 71		102 Colgate	60 71		
			50 Bucknell	40 51					102 Colgate	69 80		
									130 Boston U.	70 76		
									130 Boston U.	51 62		
									137 Lehigh	74 57		
									137 Lehigh	65 62		
									139 North Florida	60 80		
									143 Massachusetts	72 75		
									161 Lafayette	57 49		
									161 Lafayette	57 56		
									182 Merrimack	68 42		
									192 Illinois	75 78		
									198 American	73 58		
									198 American	72 59		
									205 Brown	83 71		
									215 Rhode Island	58 73		
									227 Stetson	75 63		
									266 Loyola Maryland	64 56		
									267 New Hampshire	82 61		
									279 Army West Point	48 61		
									279 Army West Point	64 61		
									302 Sacred Heart	65 52		
									318 Navy	58 49		
									318 Navy	57 43		
									326 Bryant	87 75		
LAST 10 Division I												
			198 American	73 58		137 Lehigh	65 62					
			279 Army West Point	64 61		130 Boston U.	51 62					
			102 Colgate	69 80		102 Colgate	60 71					
			50 Bucknell	45 63		318 Navy	57 43					
			161 Lafayette	57 49		130 Boston U.	70 76					

Non-Div I Games:

Holy Cross

Loss, Non-Conf, S Site, H Home A Away N Neutral

Average RPI Win: 227	WON-LOST	WINNING	LAST 10	STRENGTH OF	OPP. STRENGTH	TEAM	ADJ.	CONF.	ADJ CONF.
Average RPI Loss: 108	RECORD	PCT. RANK	GAMES	SCHEDULE	OF SCHEDULE	RPI	RPI	RPI	RPI
DIV. I ONLY	12- 18	233	2-8	130	87	209	209	9	9
DIV. I NON-CONF.	7- 7	164	0	197	141	192	192	9	9
TOTALS	RPI 1-25	RPI 26-50	W-L RECORDS	RPI 51-100	RPI 101-150	RPI 150+			
12- 18	0- 3	0- 2	OVERALL	1- 5	0- 3	11- 5			
9- 5	0- 1	0- 2	HOME	1- 1	0- 1	8- 0			
1- 11	0- 2	0- 0	AWAY	0- 4	0- 1	1- 4			
2- 2	0- 0	0- 0	NEUTRAL	0- 0	0- 1	2- 1			
7- 7	0- 1	0- 1	NON-CONFERENCE	1- 2	0- 1	6- 2			
5- 1	0- 0	0- 1	HOME	1- 0	0- 0	4- 0			
0- 4	0- 1	0- 0	AWAY	0- 2	0- 0	0- 1			
2- 2	0- 0	0- 0	NEUTRAL	0- 0	0- 1	2- 1			
5- 11	0- 2	0- 1	CONFERENCE	0- 3	0- 2	5- 3			
4- 4	0- 1	0- 1	HOME	0- 1	0- 1	4- 0			
1- 7	0- 1	0- 0	AWAY	0- 2	0- 1	1- 3			
0- 0	0- 0	0- 0	NEUTRAL	0- 0	0- 0	0- 0			

RPI 1-25				RPI 26-50				RPI 51-100				RPI 101+ Team's RPI: 209			
RPI	S	Opponent	Score	RPI	S	Opponent	Score	RPI	S	Opponent	Score	RPI	S	Opponent	Score
6	A	UConn	51 91	34	H	FGCU	45 57	67	A	South Fla.	45 74	103	N	Syracuse	62 87
6	H	UConn	40 92	37	H	UCF	49 67	71	A	Georgia Tech	38 69	117	A	Temple	75 76
17	A	Texas A&M	43 72					76	A	Cincinnati	66 85	117	H	Temple	58 61
								76	H	Cincinnati	65 74	166	A	Tulane	66 60
								77	H	Oklahoma	85 69	171	H	Wichita St.	64 56
								89	A	Fordham	54 63	200	H	Memphis	75 65
												203	H	Southern Miss.	75 60
												204	N	San Francisco	57 80
												221	A	SMU	47 60
												221	H	SMU	55 53
												226	A	New Mexico	71 81
												235	A	East Carolina	50 53
												235	H	East Carolina	72 63
												237	H	Southeastern La.	78 65
												242	A	Tulsa	64 71
												272	H	Louisiana Tech	67 53
												291	N	California Baptist	96 75
												321	H	Houston Baptist	82 60
												325	N	Hofstra	54 44
LAST 10 Division I															
242	A	Tulsa	64 71	37	H	UCF	49 67	242	A	Tulsa	64 60	235	A	East Carolina	50 53
6	H	UConn	40 92	221	H	SMU	55 53	221	H	SMU	55 53	166	A	Tulane	66 60
221	A	SMU	47 60	67	A	South Fla.	45 74	67	A	South Fla.	45 74				
76	H	Cincinnati	65 74												
117	A	Temple	75 76												

Non-Div I Games:

Houston

■ Loss,
 ■ Non-Conf,
 ■ S Site,
 ■ H Home
 ■ A Away
 N Neutral

Houston Baptist

Through Games Of March 2, 2020

Average RPI Win:	285	WON-LOST	WINNING	LAST 10	STRENGTH OF	OPP. STRENGTH	TEAM	ADJ.	CONF.	ADJ CONF.
Average RPI Loss:	189	RECORD	PCT. RANK	GAMES	SCHEDULE	OF SCHEDULE	RPI	RPI	RPI	RPI
DIV. I ONLY	5- 20	318	3-7	280	281	321	321	23	23	
DIV. I NON-CONF.	2- 5	259	0	158	246	200	200	24	24	
TOTALS	RPI 1-25	RPI 26-50	W-L RECORDS	RPI 51-100	RPI 101-150	RPI 150+				
5- 20	0- 1	0- 0	OVERALL	0- 4	0- 3	5- 12				
2- 8	0- 0	0- 0	HOME	0- 3	0- 1	2- 4				
3- 12	0- 1	0- 0	AWAY	0- 1	0- 2	3- 8				
0- 0	0- 0	0- 0	NEUTRAL	0- 0	0- 0	0- 0				
2- 5	0- 1	0- 0	NON-CONFERENCE	0- 0	0- 1	2- 3				
0- 1	0- 0	0- 0	HOME	0- 0	0- 0	0- 1				
2- 4	0- 1	0- 0	AWAY	0- 0	0- 1	2- 2				
0- 0	0- 0	0- 0	NEUTRAL	0- 0	0- 0	0- 0				
3- 15	0- 0	0- 0	CONFERENCE	0- 4	0- 2	3- 9				
2- 7	0- 0	0- 0	HOME	0- 3	0- 1	2- 3				
1- 8	0- 0	0- 0	AWAY	0- 1	0- 1	1- 6				
0- 0	0- 0	0- 0	NEUTRAL	0- 0	0- 0	0- 0				

RPI 1-25				RPI 26-50				RPI 51-100				RPI 101+ Team's RPI: 321			
RPI	S	Opponent	Score	RPI	S	Opponent	Score	RPI	S	Opponent	Score	RPI	S	Opponent	Score
4	A	Baylor	42 112					79	H	A&M-Corpus Christi	65 75	126	A	Texas Tech	51 59
								94	H	SFA	42 59	150	A	Sam Houston St.	60 75
								99	A	Abilene Christian	54 71	150	H	Sam Houston St.	69 97
								99	H	Abilene Christian	79 84	163	H	Northern Ariz.	62 79
												169	A	New Orleans	84 88
												171	A	Wichita St.	42 59
												209	A	Houston	60 82
												217	A	Oral Roberts	74 73
												234	A	Central Ark.	39 63
												237	H	Southeastern La.	59 69
												256	A	Incarinate Word	60 55
												260	A	Nicholls St.	53 57
												260	H	Nicholls St.	78 84
												261	A	Lamar University	53 60
												261	H	Lamar University	72 59
												336	A	Northwestern St.	60 69
												336	H	Northwestern St.	46 54
												345	A	McNeese	72 88
												345	H	McNeese	56 54
												348	A	La.-Monroe	72 65
LAST 10 Division I															
345	H	McNeese	56 54	99	A	Abilene Christian	54 71								
260	A	Nicholls St.	53 57	336	H	Northwestern St.	46 54								
150	A	Sam Houston St.	60 75	169	A	New Orleans	84 88								
99	H	Abilene Christian	79 84	79	H	A&M-Corpus Christi	65 75								
261	H	Lamar University	72 59	256	A	Incarinate Word	60 55								

Non-Div I Games: LSU-Shreveport 67 44 Paul Quinn 63 34

Houston Baptist

Loss, Non-Conf, S Site, H Home A Away N Neutral

Average RPI Win:	307	WON-LOST	WINNING	LAST 10	STRENGTH OF	OPP. STRENGTH	TEAM	ADJ.	CONF.	ADJ CONF.
Average RPI Loss:	163	RECORD	PCT. RANK	GAMES	SCHEDULE	OF SCHEDULE	RPI	RPI	RPI	RPI
DIV. I ONLY	14- 14	172	4-6	345	298	265	265	29	29	
DIV. I NON-CONF.	8- 5	117	0	310	219	178	178	29	29	
TOTALS	RPI 1-25	RPI 26-50	W-L RECORDS	RPI 51-100	RPI 101-150	RPI 150+				
14- 14	0- 0	0- 1	OVERALL	0- 2	0- 3	14- 8				
6- 5	0- 0	0- 0	HOME	0- 0	0- 1	6- 4				
8- 7	0- 0	0- 0	AWAY	0- 2	0- 1	8- 4				
0- 2	0- 0	0- 1	NEUTRAL	0- 0	0- 1	0- 0				
8- 5	0- 0	0- 1	NON-CONFERENCE	0- 2	0- 1	8- 1				
3- 1	0- 0	0- 0	HOME	0- 0	0- 0	3- 1				
5- 2	0- 0	0- 0	AWAY	0- 2	0- 0	5- 0				
0- 2	0- 0	0- 1	NEUTRAL	0- 0	0- 1	0- 0				
6- 9	0- 0	0- 0	CONFERENCE	0- 0	0- 2	6- 7				
3- 4	0- 0	0- 0	HOME	0- 0	0- 1	3- 3				
3- 5	0- 0	0- 0	AWAY	0- 0	0- 1	3- 4				
0- 0	0- 0	0- 0	NEUTRAL	0- 0	0- 0	0- 0				

RPI S	Opponent	Score	RPI S	Opponent	Score	RPI S	Opponent	Score	RPI S	Opponent	Score	Team's RPI: 265
			50 N	Bucknell	60 70	59 A	Tennessee	38 88	106 A	Bethune-Cookman	59 88	
						67 A	South Fla.	53 82	106 H	Bethune-Cookman	59 75	
									125 N	Washington	58 75	
									155 A	N.C. A&T	55 60	
									156 A	Norfolk St.	60 69	
									156 H	Norfolk St.	80 83	
									189 H	La Salle	62 78	
									235 A	East Carolina	67 51	
									244 A	Morgan St.	67 74	
									244 H	Morgan St.	52 68	
									245 A	George Mason	86 75	
									266 A	Loyola Maryland	75 69	
									282 H	Niagara	91 42	
									290 A	UMBC	72 61	
									305 A	N.C. Central	71 89	
									315 A	UMES	79 58	
									315 H	UMES	70 71	
									317 H	Fairleigh Dickinson	64 56	
									323 H	Saint Peter's	92 80	
									325 A	Hofstra	73 64	
									332 A	Coppin St.	66 54	
									332 H	Coppin St.	64 52	
									341 A	Florida A&M	82 56	
									341 H	Florida A&M	72 58	
									350 H	South Carolina St.	78 47	
LAST 10 Division I												
			315 H	UMES	70 71		341 A	Florida A&M	82 56			
			156 A	Norfolk St.	60 69		332 H	Coppin St.	64 52			
			305 A	N.C. Central	71 89		244 H	Morgan St.	52 68			
			155 A	N.C. A&T	55 60		332 A	Coppin St.	66 54			
			106 A	Bethune-Cookman	59 88		341 H	Florida A&M	72 58			

Non-Div I Games:

Howard

■ Loss,
 ■ Non-Conf,
 ■ S Site,
 ■ Home
 ■ A Away
 N Neutral

I
U
P
U
I

I
U
P
U
I

IUPUI

Page 120

Idaho

Through Games Of March 2, 2020

Average RPI Win: 227	WON-LOST	WINNING	LAST 10	STRENGTH OF	OPP. STRENGTH	TEAM	ADJ.	CONF.	ADJ CONF.
Average RPI Loss: 132	RECORD	PCT. RANK	GAMES	SCHEDULE	OF SCHEDULE	RPI	RPI	RPI	RPI
DIV. I ONLY	18- 9	75	6-4	218	181	116	116	18	18
DIV. I NON-CONF.	5- 4	140	0	161	106	110	110	17	17
TOTALS	RPI 1-25	RPI 26-50	W-L RECORDS	RPI 51-100	RPI 101-150	RPI 150+			
18- 9	0- 1	0- 0	OVERALL	1- 3	1- 0	16- 5			
10- 2	0- 0	0- 0	HOME	0- 1	0- 0	10- 1			
8- 5	0- 0	0- 0	AWAY	1- 2	1- 0	6- 3			
0- 2	0- 1	0- 0	NEUTRAL	0- 0	0- 0	0- 1			
5- 4	0- 1	0- 0	NON-CONFERENCE	0- 2	1- 0	4- 1			
2- 0	0- 0	0- 0	HOME	0- 0	0- 0	2- 0			
3- 2	0- 0	0- 0	AWAY	0- 2	1- 0	2- 0			
0- 2	0- 1	0- 0	NEUTRAL	0- 0	0- 0	0- 1			
13- 5	0- 0	0- 0	CONFERENCE	1- 1	0- 0	12- 4			
8- 2	0- 0	0- 0	HOME	0- 1	0- 0	8- 1			
5- 3	0- 0	0- 0	AWAY	1- 0	0- 0	4- 3			
0- 0	0- 0	0- 0	NEUTRAL	0- 0	0- 0	0- 0			

RPI 1-25				RPI 26-50				RPI 51-100				RPI 101+				Team's RPI: 116	
RPI	S	Opponent	Score	RPI	S	Opponent	Score	RPI	S	Opponent	Score	RPI	S	Opponent	Score		
23	N	Old Dominion	55 67					51	A	Oklahoma St.	47 62	113	A	San Diego	65 32		
								67	A	South Fla.	64 67	159	H	Idaho St.	62 56		
								78	A	Montana St.	69 68	160	A	Montana	60 69		
								78	H	Montana St.	56 62	160	H	Montana	52 51		
												163	A	Northern Ariz.	67 70		
												163	H	Northern Ariz.	70 71		
												176	A	Southern Utah	71 56		
												176	H	Southern Utah	70 57		
												204	A	San Francisco	66 60		
												207	H	Hawaii	67 52		
												223	A	Portland St.	53 74		
												223	H	Portland St.	65 52		
												224	A	Northern Colo.	57 46		
												224	H	Northern Colo.	70 65		
												261	N	Lamar University	44 47		
												287	H	Colorado St.	61 54		
												303	A	Sacramento St.	96 88		
												303	H	Sacramento St.	70 44		
												308	A	Eastern Wash.	75 46		
												308	H	Eastern Wash.	69 60		
												309	A	Seattle U	90 84		
												322	H	Weber St.	70 50		
LAST 10 Division I																	
				176	H	Southern Utah	70 57					308	A	Eastern Wash.	75 46		
				224	H	Northern Colo.	70 65					160	A	Montana	60 69		
				303	A	Sacramento St.	96 88					78	H	Montana St.	56 62		
				163	A	Northern Ariz.	67 70					303	H	Sacramento St.	70 44		
				223	H	Portland St.	65 52					163	H	Northern Ariz.	70 71		

Non-Div I Games:

Idaho

■ Loss,
■ Non-Conf,
■ S Site,
■ Home
■ A Away
N Neutral

Idaho St.

Through Games Of March 2, 2020

Average RPI Win:	250	WON-LOST	WINNING	LAST 10	STRENGTH OF	OPP. STRENGTH	TEAM	ADJ.	CONF.	ADJ CONF.
Average RPI Loss:	137	RECORD	PCT. RANK	GAMES	SCHEDULE	OF SCHEDULE	RPI	RPI	RPI	RPI
DIV. I ONLY	14- 11	138	8-2	250	187	159	159	18	18	
DIV. I NON-CONF.	2- 5	259	0	244	63	256	256	17	17	
TOTALS	RPI 1-25	RPI 26-50	W-L RECORDS	RPI 51-100	RPI 101-150	RPI 150+				
14- 11	0- 1	0- 1	OVERALL	0- 3	0- 1	14- 5				
6- 4	0- 0	0- 0	HOME	0- 1	0- 0	6- 3				
8- 7	0- 1	0- 1	AWAY	0- 2	0- 1	8- 2				
0- 0	0- 0	0- 0	NEUTRAL	0- 0	0- 0	0- 0				
2- 5	0- 1	0- 1	NON-CONFERENCE	0- 1	0- 0	2- 2				
1- 1	0- 0	0- 0	HOME	0- 0	0- 0	1- 1				
1- 4	0- 1	0- 1	AWAY	0- 1	0- 0	1- 1				
0- 0	0- 0	0- 0	NEUTRAL	0- 0	0- 0	0- 0				
12- 6	0- 0	0- 0	CONFERENCE	0- 2	0- 1	12- 3				
5- 3	0- 0	0- 0	HOME	0- 1	0- 0	5- 2				
7- 3	0- 0	0- 0	AWAY	0- 1	0- 1	7- 1				
0- 0	0- 0	0- 0	NEUTRAL	0- 0	0- 0	0- 0				

RPI S	Opponent	Score	RPI S	Opponent	Score	RPI S	Opponent	Score	RPI S	Opponent	Score	Team's RPI: 159
24	A Duke	66 85	30	A Arizona St.	69 74	51	A Oklahoma St.	52 70	116	A Idaho	56 62	
						78	A Montana St.	59 67	160	A Montana	67 53	
						78	H Montana St.	55 74	160	H Montana	72 59	
									163	A Northern Ariz.	79 76	
									163	H Northern Ariz.	59 70	
									176	A Southern Utah	65 72	
									176	H Southern Utah	73 54	
									223	A Portland St.	68 63	
									223	H Portland St.	64 69	
									224	A Northern Colo.	71 55	
									224	H Northern Colo.	59 39	
									278	A Utah St.	61 69	
									291	H California Baptist	68 74	
									296	A Utah Valley	88 61	
									303	A Sacramento St.	75 51	
									303	H Sacramento St.	80 62	
									308	A Eastern Wash.	67 47	
									309	H Seattle U	73 48	
									322	A Weber St.	65 54	
									322	H Weber St.	55 41	
LAST 10 Division I												
223	A	Portland St.	68	63	303	A	Sacramento St.	75	51			
224	A	Northern Colo.	71	55	163	A	Northern Ariz.	79	76			
322	H	Weber St.	55	41	176	H	Southern Utah	73	54			
160	H	Montana	72	59	224	H	Northern Colo.	59	39			
78	H	Montana St.	55	74	78	A	Montana St.	59	67			

Non-Div I Games: Arizona Christian 93 36 Montana Tech 83 57

Idaho St.

Loss, Non-Conf, S Site, H Home A Away N Neutral

Average RPI Win:	234	WON-LOST	WINNING	LAST 10	STRENGTH OF	OPP. STRENGTH	TEAM	ADJ.	CONF.	ADJ CONF.
Average RPI Loss:	47	RECORD	PCT. RANK	GAMES	SCHEDULE	OF SCHEDULE	RPI	RPI	RPI	RPI
DIV. I ONLY	11- 18	246	1-9	78	53	192	192	2	2	
DIV. I NON-CONF.	9- 2	37	0	322	310	165	165	2	2	
TOTALS	RPI 1-25	RPI 26-50	W-L RECORDS	RPI 51-100	RPI 101-150	RPI 150+				
11- 18	0- 8	0- 5	OVERALL	1- 3	1- 2	9- 0				
9- 9	0- 4	0- 2	HOME	1- 2	1- 1	7- 0				
2- 9	0- 4	0- 3	AWAY	0- 1	0- 1	2- 0				
0- 0	0- 0	0- 0	NEUTRAL	0- 0	0- 0	0- 0				
9- 2	0- 0	0- 0	NON-CONFERENCE	0- 1	1- 1	8- 0				
8- 1	0- 0	0- 0	HOME	0- 1	1- 0	7- 0				
1- 1	0- 0	0- 0	AWAY	0- 0	0- 1	1- 0				
0- 0	0- 0	0- 0	NEUTRAL	0- 0	0- 0	0- 0				
2- 16	0- 8	0- 5	CONFERENCE	1- 2	0- 1	1- 0				
1- 8	0- 4	0- 2	HOME	1- 1	0- 1	0- 0				
1- 8	0- 4	0- 3	AWAY	0- 1	0- 0	1- 0				
0- 0	0- 0	0- 0	NEUTRAL	0- 0	0- 0	0- 0				

RPI	S	Opponent	Score	RPI	S	Opponent	Score	RPI	S	Opponent	Score	RPI	S	Opponent	Score	Team's RPI: 192
3	H	Maryland	60 79	38	A	Michigan	59 80	61	H	Illinois St.	58 74	121	H	Holy Cross	78 75	
7	A	Northwestern	58 75	42	A	Rutgers	41 72	86	H	Minnesota	74 71	138	A	North Carolina	60 85	
7	H	Northwestern	50 77	42	H	Rutgers	51 75	88	A	Nebraska	58 80	145	H	Wisconsin	64 73	
12	A	Iowa	72 108	46	A	Purdue	67 81	92	H	Michigan St.	58 72	167	A	Missouri	58 51	
15	A	Indiana	42 83	46	H	Purdue	58 70					168	H	Austin Peay	76 62	
15	H	Indiana	54 59									182	H	Merrimack	75 72	
22	A	Ohio St.	47 77									213	A	Penn St.	70 66	
22	H	Ohio St.	58 78									307	H	Presbyterian	71 52	
												326	H	Bryant	69 55	
												327	H	Ark.-Pine Bluff	65 50	
												331	H	Evansville	59 44	
												349	H	Chicago St.	96 66	
LAST 10 Division I																
7	A	Northwestern	58 75	15	H	Indiana	54 59									
92	H	Michigan St.	58 72	213	A	Penn St.	70 66									
88	A	Nebraska	58 80	22	H	Ohio St.	58 78									
38	A	Michigan	59 80	145	H	Wisconsin	64 73									
46	H	Purdue	58 70	42	A	Rutgers	41 72									

Non-Div I Games:

Illinois

Average RPI Win:	165	WON-LOST	WINNING	LAST 10	STRENGTH OF	OPP. STRENGTH	TEAM	ADJ.	CONF.	ADJ CONF.
Average RPI Loss:	74	RECORD	PCT. RANK	GAMES	SCHEDULE	OF SCHEDULE	RPI	RPI	RPI	RPI
DIV. I ONLY	16- 10	108	6-4	48	103	61	61	8	8	
DIV. I NON-CONF.	7- 3	80	0	149	191	63	63	7	7	
TOTALS	RPI 1-25	RPI 26-50	W-L RECORDS	RPI 51-100	RPI 101-150	RPI 150+				
16- 10	1- 1	1- 5	OVERALL	2- 1	3- 1	9- 2				
11- 3	1- 0	1- 2	HOME	1- 0	1- 1	7- 0				
5- 7	0- 1	0- 3	AWAY	1- 1	2- 0	2- 2				
0- 0	0- 0	0- 0	NEUTRAL	0- 0	0- 0	0- 0				
7- 3	0- 0	1- 1	NON-CONFERENCE	0- 1	0- 0	6- 1				
5- 0	0- 0	1- 0	HOME	0- 0	0- 0	4- 0				
2- 3	0- 0	0- 1	AWAY	0- 1	0- 0	2- 1				
0- 0	0- 0	0- 0	NEUTRAL	0- 0	0- 0	0- 0				
9- 7	1- 1	0- 4	CONFERENCE	2- 0	3- 1	3- 1				
6- 3	1- 0	0- 2	HOME	1- 0	1- 1	3- 0				
3- 4	0- 1	0- 2	AWAY	1- 0	2- 0	0- 1				
0- 0	0- 0	0- 0	NEUTRAL	0- 0	0- 0	0- 0				

RPI	S	Opponent	Score	RPI	S	Opponent	Score	RPI	S	Opponent	Score	RPI	S	Opponent	Score
9	A	Missouri St.	74 87	26	A	Drake	82 87	75	A	UNI	69 61	104	A	Southern Ill.	62 54
9	H	Missouri St.	78 66	26	H	Drake	67 69	75	H	UNI	65 57	104	H	Southern Ill.	66 56
				28	A	Marquette	41 58	91	A	Saint Louis	56 61	149	A	Valparaiso	72 60
				41	A	Bradley	61 76					149	H	Valparaiso	70 78
				41	H	Bradley	62 66					158	H	Jackson St.	77 55
				47	H	UT Martin	70 47					162	A	Loyola Chicago	64 69
												162	H	Loyola Chicago	86 85
												168	A	Austin Peay	72 77
												190	H	Northern Ill.	69 66
												192	A	Illinois	74 58
												206	H	Western Ill.	78 65
												220	A	North Dakota	66 58
												274	H	Indiana St.	83 69
												331	H	Evansville	81 58
												338	H	SIUE	74 53
LAST 10 Division I															
104	H	Southern Ill.	66 56	162	H	Loyola Chicago	86 85								
9	H	Missouri St.	78 66	41	H	Bradley	62 66								
26	A	Drake	82 87	9	A	Missouri St.	74 87								
75	A	UNI	69 61	104	A	Southern Ill.	62 54								
149	H	Valparaiso	70 78	75	H	UNI	65 57								

Non-Div I Games: Truman 87 60

Illinois St.

Average RPI Win:	249	WON-LOST	WINNING	LAST 10	STRENGTH OF	OPP. STRENGTH	TEAM	ADJ.	CONF.	ADJ CONF.
Average RPI Loss:	184	RECORD	PCT. RANK	GAMES	SCHEDULE	OF SCHEDULE	RPI	RPI	RPI	RPI
DIV. I ONLY	10- 13	215	6-4	299	259	256	256	23	23	
DIV. I NON-CONF.	0- 5	338	0	326	122	349	349	24	24	
TOTALS	RPI 1-25	RPI 26-50	W-L RECORDS	RPI 51-100	RPI 101-150	RPI 150+				
10- 13	0- 0	0- 0	OVERALL	2- 5	1- 0	7- 8				
5- 5	0- 0	0- 0	HOME	1- 1	0- 0	4- 4				
5- 8	0- 0	0- 0	AWAY	1- 4	1- 0	3- 4				
0- 0	0- 0	0- 0	NEUTRAL	0- 0	0- 0	0- 0				
0- 5	0- 0	0- 0	NON-CONFERENCE	0- 2	0- 0	0- 3				
0- 1	0- 0	0- 0	HOME	0- 0	0- 0	0- 1				
0- 4	0- 0	0- 0	AWAY	0- 2	0- 0	0- 2				
0- 0	0- 0	0- 0	NEUTRAL	0- 0	0- 0	0- 0				
10- 8	0- 0	0- 0	CONFERENCE	2- 3	1- 0	7- 5				
5- 4	0- 0	0- 0	HOME	1- 1	0- 0	4- 3				
5- 4	0- 0	0- 0	AWAY	1- 2	1- 0	3- 2				
0- 0	0- 0	0- 0	NEUTRAL	0- 0	0- 0	0- 0				

RPI S	Opponent	Score	RPI S	Opponent	Score	RPI S	Opponent	Score	RPI S	Opponent	Score	Team's RPI: 256
						79	A A&M-Corpus Christi	50 56	150	A Sam Houston St.	77 74	
						79	H A&M-Corpus Christi	38 64	169	A New Orleans	57 61	
						85	A Kansas St.	41 85	169	H New Orleans	55 67	
						87	A Ohio	41 78	234	H Central Ark.	37 47	
						94	A SFA	45 67	237	A Southeastern La.	44 58	
						94	H SFA	60 52	239	H San Diego St.	48 57	
						99	A Abilene Christian	71 70	260	H Nicholls St.	53 51	
									261	A Lamar University	67 48	
									261	H Lamar University	68 67	
									287	A Colorado St.	47 75	
									311	A UTSA	56 63	
									321	H Houston Baptist	55 60	
									336	A Northwestern St.	69 67	
									336	H Northwestern St.	76 39	
									345	A McNeese	72 71	
									345	H McNeese	73 56	
LAST 10 Division I												
						79	A A&M-Corpus Christi	50 56	336	H Northwestern St.	76 39	
						261	H Lamar University	68 67	237	A Southeastern La.	44 58	
						94	H SFA	60 52	150	A Sam Houston St.	77 74	
						345	A McNeese	72 71	99	A Abilene Christian	71 70	
						169	A New Orleans	57 61	321	H Houston Baptist	55 60	

Non-Div I Games: Schreiner 70 35 Tex. A&M Int'l 55 38 Paul Quinn 79 62 UNKNOWN 74 52 Incarnate Word

Indiana

Through Games Of March 2, 2020

Average RPI Win:	119	WON-LOST	WINNING	LAST 10	STRENGTH OF	OPP. STRENGTH	TEAM	ADJ.	CONF.	ADJ CONF.
Average RPI Loss:	9	RECORD	PCT. RANK	GAMES	SCHEDULE	OF SCHEDULE	RPI	RPI	RPI	RPI
DIV. I ONLY	23- 7	33	8-2	9	10	15	15	2	2	
DIV. I NON-CONF.	10- 2	29	0	14	43	10	10	2	2	
TOTALS	RPI 1-25	RPI 26-50	W-L RECORDS	RPI 51-100	RPI 101-150	RPI 150+				
23- 7	1- 7	4- 0	OVERALL	7- 0	5- 0	6- 0				
11- 4	0- 4	1- 0	HOME	3- 0	3- 0	4- 0				
10- 2	0- 2	3- 0	AWAY	4- 0	1- 0	2- 0				
2- 1	1- 1	0- 0	NEUTRAL	0- 0	1- 0	0- 0				
10- 2	1- 2	0- 0	NON-CONFERENCE	2- 0	4- 0	3- 0				
5- 1	0- 1	0- 0	HOME	0- 0	2- 0	3- 0				
3- 0	0- 0	0- 0	AWAY	2- 0	1- 0	0- 0				
2- 1	1- 1	0- 0	NEUTRAL	0- 0	1- 0	0- 0				
13- 5	0- 5	4- 0	CONFERENCE	5- 0	1- 0	3- 0				
6- 3	0- 3	1- 0	HOME	3- 0	1- 0	1- 0				
7- 2	0- 2	3- 0	AWAY	2- 0	0- 0	2- 0				
0- 0	0- 0	0- 0	NEUTRAL	0- 0	0- 0	0- 0				

RPI	S	Opponent	Score	RPI	S	Opponent	Score	RPI	S	Opponent	Score	RPI	S	Opponent	Score
1	N	South Carolina	71 57	38	A	Michigan	78 60	86	A	Minnesota	75 69	107	N	Washington St.	78 44
3	A	Maryland	62 76	42	A	Rutgers	66 56	86	H	Minnesota	65 52	133	A	Florida	73 49
3	H	Maryland	69 79	46	A	Purdue	66 54	88	A	Nebraska	57 53	139	H	North Florida	72 45
4	N	Baylor	62 77	46	H	Purdue	66 48	88	H	Nebraska	81 53	142	H	Mt. St. Mary's	75 52
7	H	Northwestern	69 71					92	H	Michigan St.	79 67	145	H	Wisconsin	75 65
12	A	Iowa	85 91					93	A	Butler	64 53	158	H	Jackson St.	91 51
13	H	UCLA	58 68					97	A	Miami (FL)	58 45	192	A	Illinois	59 54
22	H	Ohio St.	76 80									192	H	Illinois	83 42
												213	A	Penn St.	76 60
												259	H	Youngstown St.	93 56
												260	H	Nicholls St.	111 47
LAST 10 Division I															
38	A	Michigan	78 60	88	A	Nebraska	57 53								
88	H	Nebraska	81 53	3	H	Maryland	69 79								
86	A	Minnesota	75 69	46	A	Purdue	66 54								
22	H	Ohio St.	76 80	145	H	Wisconsin	75 65								
192	A	Illinois	59 54	86	H	Minnesota	65 52								

Non-Div I Games:

Indiana

■ Loss,
■ Non-Conf, S Site,
■ Home
■ Away
N Neutral

Indiana St.

Through Games Of March 2, 2020

Average RPI Win:	257	WON-LOST	WINNING	LAST 10	STRENGTH OF	OPP. STRENGTH	TEAM	ADJ.	CONF.	ADJ CONF.
Average RPI Loss:	120	RECORD	PCT. RANK	GAMES	SCHEDULE	OF SCHEDULE	RPI	RPI	RPI	RPI
DIV. I ONLY	5- 23	324	3-7	102	136	274	274	8	8	
DIV. I NON-CONF.	2- 10	313	0	209	291	298	298	7	7	
TOTALS	RPI 1-25	RPI 26-50	W-L RECORDS	RPI 51-100	RPI 101-150	RPI 150+				
5- 23	0- 2	0- 3	OVERALL	1- 4	0- 7	4- 7				
2- 9	0- 1	0- 1	HOME	1- 1	0- 3	1- 3				
3- 13	0- 1	0- 2	AWAY	0- 3	0- 4	3- 3				
0- 1	0- 0	0- 0	NEUTRAL	0- 0	0- 0	0- 1				
2- 10	0- 0	0- 0	NON-CONFERENCE	0- 2	0- 3	2- 5				
0- 4	0- 0	0- 0	HOME	0- 1	0- 1	0- 2				
2- 5	0- 0	0- 0	AWAY	0- 1	0- 2	2- 2				
0- 1	0- 0	0- 0	NEUTRAL	0- 0	0- 0	0- 1				
3- 13	0- 2	0- 3	CONFERENCE	1- 2	0- 4	2- 2				
2- 5	0- 1	0- 1	HOME	1- 0	0- 2	1- 1				
1- 8	0- 1	0- 2	AWAY	0- 2	0- 2	1- 1				
0- 0	0- 0	0- 0	NEUTRAL	0- 0	0- 0	0- 0				

RPI 1-25				RPI 26-50				RPI 51-100				RPI 101+ Team's RPI: 274			
RPI	S	Opponent	Score	RPI	S	Opponent	Score	RPI	S	Opponent	Score	RPI	S	Opponent	Score
9	A	Missouri St.	58 82	26	A	Drake	65 105	61	A	Illinois St.	69 83	104	A	Southern Ill.	42 60
9	H	Missouri St.	55 76	26	H	Drake	71 92	75	A	UNI	43 73	104	H	Southern Ill.	55 78
				41	A	Bradley	75 91	75	H	UNI	65 63	111	A	Kansas	72 84
								80	A	Colorado	46 59	112	H	Southeast Mo. St.	58 68
								91	H	Saint Louis	53 55	134	A	Pacific	66 83
												149	A	Valparaiso	45 61
												149	H	Valparaiso	56 75
												162	A	Loyola Chicago	55 65
												162	H	Loyola Chicago	51 58
												177	H	Northern Ky.	68 70
												206	A	Western Ill.	72 83
												208	A	Eastern Ill.	59 57
												233	A	Murray St.	62 70
												246	H	Marshall	60 72
												284	N	CSUN	59 67
												331	A	Evansville	70 58
												331	H	Evansville	68 58
												340	A	UIC	61 40
LAST 10 Division I															
331	A	Evansville	70 58	149	A	Valparaiso	45 61								
9	A	Missouri St.	58 82	162	A	Loyola Chicago	55 65								
104	A	Southern Ill.	42 60	331	H	Evansville	68 58								
26	H	Drake	71 92	104	H	Southern Ill.	55 78								
75	H	UNI	65 63	9	H	Missouri St.	55 76								

Non-Div I Games:

Indiana St.

■ Loss,
 ■ Non-Conf, S Site,
 ■ Home
 ■ Away
 N Neutral

Average RPI Win:	282	WON-LOST	WINNING	LAST 10	STRENGTH OF	OPP. STRENGTH	TEAM	ADJ.	CONF.	ADJ CONF.
Average RPI Loss:	150	RECORD	PCT. RANK	GAMES	SCHEDULE	OF SCHEDULE	RPI	RPI	RPI	RPI
DIV. I ONLY	9- 18	273	5-5	153	266	249	249	24	24	
DIV. I NON-CONF.	1- 8	322	0	23	171	213	213	25	25	
TOTALS	RPI 1-25	RPI 26-50	W-L RECORDS	RPI 51-100	RPI 101-150	RPI 150+				
9- 18	0- 1	0- 0	OVERALL	0- 6	0- 3	9- 8				
3- 10	0- 0	0- 0	HOME	0- 3	0- 2	3- 5				
6- 6	0- 1	0- 0	AWAY	0- 3	0- 0	6- 2				
0- 2	0- 0	0- 0	NEUTRAL	0- 0	0- 1	0- 1				
1- 8	0- 1	0- 0	NON-CONFERENCE	0- 3	0- 3	1- 1				
0- 3	0- 0	0- 0	HOME	0- 1	0- 2	0- 0				
1- 3	0- 1	0- 0	AWAY	0- 2	0- 0	1- 0				
0- 2	0- 0	0- 0	NEUTRAL	0- 0	0- 1	0- 1				
8- 10	0- 0	0- 0	CONFERENCE	0- 3	0- 0	8- 7				
3- 7	0- 0	0- 0	HOME	0- 2	0- 0	3- 5				
5- 3	0- 0	0- 0	AWAY	0- 1	0- 0	5- 2				
0- 0	0- 0	0- 0	NEUTRAL	0- 0	0- 0	0- 0				

RPI 1-25				RPI 26-50				RPI 51-100				RPI 101+ Team's RPI: 249			
RPI	S	Opponent	Score	RPI	S	Opponent	Score	RPI	S	Opponent	Score	RPI	S	Opponent	Score
16	A	Central Mich.	50 70					54	H	Marist	56 73	123	H	Duquesne	74 76
								66	A	Penn	42 74	125	N	Washington	34 65
								73	H	Seton Hall	37 89	143	H	Massachusetts	51 65
								81	A	Stony Brook	40 59	183	N	Towson	58 75
								90	A	Rider	41 53	186	A	Manhattan	32 54
								90	H	Rider	37 81	186	H	Manhattan	47 59
												188	A	Quinnipiac	75 71
												188	H	Quinnipiac	63 67
												232	A	Fairfield	59 52
												232	H	Fairfield	40 52
												258	A	Winthrop	68 61
												280	A	Siena	45 57
												280	H	Siena	58 47
												282	A	Niagara	70 58
												282	H	Niagara	57 63
												297	A	Monmouth	36 33
												297	H	Monmouth	50 56
												323	H	Saint Peter's	69 59
												337	A	Canisius	60 57
												337	H	Canisius	78 72
LAST 10 Division I															
186	H	Manhattan	47 59	232	A	Fairfield	59 52								
280	A	Siena	45 57	297	H	Monmouth	50 56								
337	H	Canisius	78 72	282	A	Niagara	70 58								
90	A	Rider	41 53	337	A	Canisius	60 57								
280	H	Siena	58 47	54	H	Marist	56 73								

Non-Div I Games:

Iona

■ Loss,
 ■ Non-Conf,
 S Site,
 ■ Home
 ■ Away
 N Neutral

Average RPI Win:	112	WON-LOST	WINNING	LAST 10	STRENGTH OF	OPP. STRENGTH	TEAM	ADJ.	CONF.	ADJ CONF.
Average RPI Loss:	62	RECORD	PCT. RANK	GAMES	SCHEDULE	OF SCHEDULE	RPI	RPI	RPI	RPI
DIV. I ONLY	23- 6	27	7-3	28	11	12	12	2	2	
DIV. I NON-CONF.	9- 2	37	0	40	71	17	17	2	2	
TOTALS	RPI 1-25	RPI 26-50	W-L RECORDS	RPI 51-100	RPI 101-150	RPI 150+				
23- 6	5- 1	2- 2	OVERALL	6- 2	3- 1	7- 0				
15- 0	4- 0	1- 0	HOME	3- 0	2- 0	5- 0				
6- 5	1- 1	1- 2	AWAY	2- 2	1- 0	1- 0				
2- 1	0- 0	0- 0	NEUTRAL	1- 0	0- 1	1- 0				
9- 2	1- 0	1- 0	NON-CONFERENCE	2- 1	1- 1	4- 0				
6- 0	1- 0	1- 0	HOME	0- 0	1- 0	3- 0				
1- 1	0- 0	0- 0	AWAY	1- 1	0- 0	0- 0				
2- 1	0- 0	0- 0	NEUTRAL	1- 0	0- 1	1- 0				
14- 4	4- 1	1- 2	CONFERENCE	4- 1	2- 0	3- 0				
9- 0	3- 0	0- 0	HOME	3- 0	1- 0	2- 0				
5- 4	1- 1	1- 2	AWAY	1- 1	1- 0	1- 0				
0- 0	0- 0	0- 0	NEUTRAL	0- 0	0- 0	0- 0				

RPI	S	Opponent	Score	RPI	S	Opponent	Score	RPI	S	Opponent	Score	RPI	S	Opponent	Score
3	A	Maryland	59 93	26	H	Drake	79 67	52	A	Iowa St.	75 69	125	N	Washington	63 70
3	H	Maryland	66 61	38	A	Michigan	63 78	75	A	UNI	66 88	144	H	North Ala.	86 81
7	A	Northwestern	77 51	42	A	Rutgers	74 78	76	N	Cincinnati	69 61	145	A	Wisconsin	85 78
11	H	Princeton	77 75	46	A	Purdue	83 71	86	A	Minnesota	76 75	145	H	Wisconsin	97 71
15	H	Indiana	91 85					86	H	Minnesota	90 82	183	N	Towson	100 72
22	H	Ohio St.	77 68					88	A	Nebraska	69 78	192	H	Illinois	108 72
								88	H	Nebraska	76 60	194	H	Fla. Atlantic	85 53
								92	H	Michigan St.	74 57	213	A	Penn St.	77 66
												213	H	Penn St.	100 57
												228	H	Clemson	74 60
												305	H	N.C. Central	102 50
LAST 10 Division I															
				42	A	Rutgers	74 78	46	A	Purdue	83 71				
				86	H	Minnesota	90 82	88	H	Nebraska	76 60				
				213	H	Penn St.	100 57	38	A	Michigan	63 78				
				145	H	Wisconsin	97 71	213	A	Penn St.	77 66				
				3	A	Maryland	59 93	92	H	Michigan St.	74 57				

Non-Div I Games:

Iowa

■ Loss,
■ Non-Conf, S Site,
■ Home
■ Away
N Neutral

Average RPI Win:	132	WON-LOST	WINNING	LAST 10	STRENGTH OF	OPP. STRENGTH	TEAM	ADJ.	CONF.	ADJ CONF.
Average RPI Loss:	50	RECORD	PCT. RANK	GAMES	SCHEDULE	OF SCHEDULE	RPI	RPI	RPI	RPI
DIV. I ONLY	16- 11	118	5-5	21	50	52	52	3	3	
DIV. I NON-CONF.	8- 3	68	0	62	225	61	61	3	3	
TOTALS	RPI 1-25	RPI 26-50	W-L RECORDS	RPI 51-100	RPI 101-150	RPI 150+				
16- 11	0- 4	1- 2	OVERALL	6- 4	4- 1	5- 0				
11- 5	0- 2	0- 1	HOME	4- 1	3- 1	4- 0				
5- 6	0- 2	1- 1	AWAY	2- 3	1- 0	1- 0				
0- 0	0- 0	0- 0	NEUTRAL	0- 0	0- 0	0- 0				
8- 3	0- 1	0- 1	NON-CONFERENCE	1- 1	2- 0	5- 0				
6- 2	0- 1	0- 0	HOME	0- 1	2- 0	4- 0				
2- 1	0- 0	0- 1	AWAY	1- 0	0- 0	1- 0				
0- 0	0- 0	0- 0	NEUTRAL	0- 0	0- 0	0- 0				
8- 8	0- 3	1- 1	CONFERENCE	5- 3	2- 1	0- 0				
5- 3	0- 1	0- 1	HOME	4- 0	1- 1	0- 0				
3- 5	0- 2	1- 0	AWAY	1- 3	1- 0	0- 0				
0- 0	0- 0	0- 0	NEUTRAL	0- 0	0- 0	0- 0				

RPI 1-25				RPI 26-50				RPI 51-100				RPI 101+			
RPI	S	Opponent	Score	RPI	S	Opponent	Score	RPI	S	Opponent	Score	RPI	S	Opponent	Score
4	A	Baylor	62 83	26	A	Drake	81 86	51	A	Oklahoma St.	64 63	111	H	Kansas	89 67
12	H	Iowa	69 75	44	A	Texas	69 51	51	H	Oklahoma St.	74 63	126	A	Texas Tech	96 66
19	A	TCU	72 82	44	H	Texas	75 81	58	A	Alabama	75 66	126	H	Texas Tech	74 77
19	H	TCU	74 77					64	A	West Virginia	71 79	135	H	Texas Southern	79 59
								64	H	West Virginia	61 58	144	H	North Ala.	80 72
								75	H	UNI	63 71	153	H	Wright St.	79 71
								77	A	Oklahoma	72 81	169	H	New Orleans	71 53
								77	H	Oklahoma	63 59	253	H	Southern U.	69 36
								85	A	Kansas St.	51 60	268	A	North Dakota St.	86 58
								85	H	Kansas St.	73 59	327	H	Ark.-Pine Bluff	90 40
LAST 10 Division I															
64	H	West Virginia	61 58	77	H	Oklahoma	63 59								
85	A	Kansas St.	51 60	51	H	Oklahoma St.	74 63								
126	H	Texas Tech	74 77	64	A	West Virginia	71 79								
19	A	TCU	72 82	4	A	Baylor	62 83								
44	A	Texas	69 51	111	H	Kansas	89 67								

Non-Div I Games:

Iowa St.

Average RPI Win:	285	WON-LOST	WINNING	LAST 10	STRENGTH OF	OPP. STRENGTH	TEAM	ADJ.	CONF.	ADJ CONF.
Average RPI Loss:	129	RECORD	PCT. RANK	GAMES	SCHEDULE	OF SCHEDULE	RPI	RPI	RPI	RPI
DIV. I ONLY	17- 9	86	9-1	324	323	158	158	32	32	
DIV. I NON-CONF.	2- 8	295	0	116	44	227	227	31	31	
TOTALS	RPI 1-25	RPI 26-50	W-L RECORDS	RPI 51-100	RPI 101-150	RPI 150+				
17- 9	0- 2	0- 1	OVERALL	0- 2	2- 0	15- 4				
10- 1	0- 1	0- 0	HOME	0- 0	1- 0	9- 0				
7- 8	0- 1	0- 1	AWAY	0- 2	1- 0	6- 4				
0- 0	0- 0	0- 0	NEUTRAL	0- 0	0- 0	0- 0				
2- 8	0- 2	0- 1	NON-CONFERENCE	0- 2	0- 0	2- 3				
1- 1	0- 1	0- 0	HOME	0- 0	0- 0	1- 0				
1- 7	0- 1	0- 1	AWAY	0- 2	0- 0	1- 3				
0- 0	0- 0	0- 0	NEUTRAL	0- 0	0- 0	0- 0				
15- 1	0- 0	0- 0	CONFERENCE	0- 0	2- 0	13- 1				
9- 0	0- 0	0- 0	HOME	0- 0	1- 0	8- 0				
6- 1	0- 0	0- 0	AWAY	0- 0	1- 0	5- 1				
0- 0	0- 0	0- 0	NEUTRAL	0- 0	0- 0	0- 0				

RPI 1-25				RPI 26-50				RPI 51-100				RPI 101+ Team's RPI: 158			
RPI	S	Opponent	Score	RPI	S	Opponent	Score	RPI	S	Opponent	Score	RPI	S	Opponent	Score
14	H	Mississippi St.	53 92	41	A	Bradley	69 78	61	A	Illinois St.	55 77	135	A	Texas Southern	72 61
15	A	Indiana	51 91					97	A	Miami (FL)	68 83	135	H	Texas Southern	81 79
												166	A	Tulane	46 82
												185	H	Louisiana	65 54
												234	A	Central Ark.	54 57
												237	A	Southeastern La.	59 63
												241	H	Alabama A&M	67 53
												253	A	Southern U.	72 51
												253	H	Southern U.	60 57
												295	A	Prairie View	52 62
												295	H	Prairie View	53 49
												320	H	Alabama St.	94 62
												324	A	Alcorn	83 67
												324	H	Alcorn	76 66
												327	A	Ark.-Pine Bluff	56 44
												327	H	Ark.-Pine Bluff	68 47
												336	A	Northwestern St.	66 49
												347	A	Grambling	82 59
												347	H	Grambling	61 46
												351	A	Mississippi Val.	90 61
												351	H	Mississippi Val.	103 53
LAST 10 Division I															
				327	H	Ark.-Pine Bluff	68 47					253	H	Southern U.	60 57
				351	H	Mississippi Val.	103 53					324	H	Alcorn	76 66
				347	A	Grambling	82 59					327	A	Ark.-Pine Bluff	56 44
				295	A	Prairie View	52 62					351	A	Mississippi Val.	90 61
				135	A	Texas Southern	72 61					347	H	Grambling	61 46

Non-Div I Games:

Jackson St.

■ Loss,
 ■ Non-Conf, S Site,
 ■ Home
 ■ Away
 N Neutral

Jacksonville

Through Games Of March 2, 2020

Average RPI Win: 260	WON-LOST	WINNING	LAST 10	STRENGTH OF	OPP. STRENGTH	TEAM	ADJ.	CONF.	ADJ CONF.
Average RPI Loss: 90	RECORD	PCT. RANK	GAMES	SCHEDULE	OF SCHEDULE	RPI	RPI	RPI	RPI
DIV. I ONLY	16- 11	118	7-3	226	183	152	152	16	16
DIV. I NON-CONF.	6- 5	151	0	257	268	188	188	14	14
TOTALS	RPI 1-25	RPI 26-50	W-L RECORDS	RPI 51-100	RPI 101-150	RPI 150+			
16- 11	0- 0	0- 3	OVERALL	0- 4	2- 3	14- 1			
8- 5	0- 0	0- 1	HOME	0- 1	1- 2	7- 1			
8- 6	0- 0	0- 2	AWAY	0- 3	1- 1	7- 0			
0- 0	0- 0	0- 0	NEUTRAL	0- 0	0- 0	0- 0			
6- 5	0- 0	0- 1	NON-CONFERENCE	0- 2	0- 1	6- 1			
3- 2	0- 0	0- 0	HOME	0- 0	0- 1	3- 1			
3- 3	0- 0	0- 1	AWAY	0- 2	0- 0	3- 0			
0- 0	0- 0	0- 0	NEUTRAL	0- 0	0- 0	0- 0			
10- 6	0- 0	0- 2	CONFERENCE	0- 2	2- 2	8- 0			
5- 3	0- 0	0- 1	HOME	0- 1	1- 1	4- 0			
5- 3	0- 0	0- 1	AWAY	0- 1	1- 1	4- 0			
0- 0	0- 0	0- 0	NEUTRAL	0- 0	0- 0	0- 0			

RPI S	Opponent	Score	RPI S	Opponent	Score	RPI S	Opponent	Score	RPI S	Opponent	Score	Team's RPI: 152
34	A FGCU	64 77	34	H FGCU	68 81	67	A South Fla.	39 70	106	H Bethune-Cookman	52 53	
39	A Florida St.	41 75				80	A Colorado	44 66	139	A North Florida	69 60	
						98	A Liberty	76 85	139	H North Florida	64 70	
						98	H Liberty	59 65	144	A North Ala.	65 76	
									144	H North Ala.	67 56	
									156	H Norfolk St.	64 71	
									225	A Kennesaw St.	93 83	
									225	H Kennesaw St.	88 81	
									227	A Stetson	71 57	
									227	H Stetson	57 52	
									236	A Jacksonville St.	55 40	
									255	A Lipscomb	73 64	
									255	H Lipscomb	76 53	
									260	H Nicholls St.	72 55	
									301	H FIU	77 52	
									328	H USC Upstate	87 43	
									329	A Mercer	87 83	
									330	A NJIT	66 54	
									330	H NJIT	88 67	
									341	A Florida A&M	88 54	
LAST 10 Division I												
34	A FGCU	64 77	98	H Liberty	59 65							
227	A Stetson	71 57	330	A NJIT	66 54							
255	H Lipscomb	76 53	34	H FGCU	68 81							
225	H Kennesaw St.	88 81	144	H North Ala.	67 56							
139	A North Florida	69 60	255	A Lipscomb	73 64							

Non-Div I Games: Thomas (GA) 94 36 Johnson (FL) 114 35

Jacksonville

Loss, Non-Conf, S Site, H Home A Away N Neutral

Average RPI Win:	249	WON-LOST	WINNING	LAST 10	STRENGTH OF	OPP. STRENGTH	TEAM	ADJ.	CONF.	ADJ CONF.
Average RPI Loss:	160	RECORD	PCT. RANK	GAMES	SCHEDULE	OF SCHEDULE	RPI	RPI	RPI	RPI
DIV. I ONLY	12- 15	206	6-4	251	245	236	236	20	20	
DIV. I NON-CONF.	2- 7	288	0	301	214	329	329	23	23	
TOTALS	RPI 1-25	RPI 26-50	W-L RECORDS	RPI 51-100	RPI 101-150	RPI 150+				
12- 15	0- 0	0- 3	OVERALL	1- 1	1- 3	10- 8				
8- 4	0- 0	0- 1	HOME	1- 0	1- 0	6- 3				
4- 9	0- 0	0- 2	AWAY	0- 1	0- 3	4- 3				
0- 2	0- 0	0- 0	NEUTRAL	0- 0	0- 0	0- 2				
2- 7	0- 0	0- 1	NON-CONFERENCE	0- 0	0- 2	2- 4				
2- 1	0- 0	0- 0	HOME	0- 0	0- 0	2- 1				
0- 4	0- 0	0- 1	AWAY	0- 0	0- 2	0- 1				
0- 2	0- 0	0- 0	NEUTRAL	0- 0	0- 0	0- 2				
10- 8	0- 0	0- 2	CONFERENCE	1- 1	1- 1	8- 4				
6- 3	0- 0	0- 1	HOME	1- 0	1- 0	4- 2				
4- 5	0- 0	0- 1	AWAY	0- 1	0- 1	4- 2				
0- 0	0- 0	0- 0	NEUTRAL	0- 0	0- 0	0- 0				

RPI 1-25				RPI 26-50				RPI 51-100				RPI 101+				Team's RPI: 236	
RPI	S	Opponent	Score	RPI	S	Opponent	Score	RPI	S	Opponent	Score	RPI	S	Opponent	Score		
				43	A	Troy	64 94	56	A	Belmont	49 61	110	A	Vanderbilt	66 88		
				47	A	UT Martin	72 86	56	H	Belmont	60 41	112	A	Southeast Mo. St.	52 79		
				47	H	UT Martin	56 73					112	H	Southeast Mo. St.	72 51		
												114	A	Auburn	53 62		
												152	H	Jacksonville	40 55		
												168	H	Austin Peay	57 63		
												177	N	Northern Ky.	63 66		
												208	A	Eastern Ill.	52 55		
												210	A	Tennessee Tech	66 50		
												210	H	Tennessee Tech	64 61		
												233	H	Murray St.	68 51		
												255	H	Lipscomb	65 63		
												281	A	Morehead St.	48 67		
												281	H	Morehead St.	55 69		
												283	N	Oakland	55 61		
												286	A	Eastern Ky.	43 33		
												286	H	Eastern Ky.	68 54		
												320	A	Alabama St.	63 68		
												333	A	Tennessee St.	63 45		
												333	H	Tennessee St.	70 48		
												338	A	SIUE	53 44		
												341	H	Florida A&M	72 67		
LAST 10 Division I																	
				210	H	Tennessee Tech	64 61	210	A	Tennessee Tech	66 50						
				333	A	Tennessee St.	63 45	47	A	UT Martin	72 86						
				47	H	UT Martin	56 73	112	A	Southeast Mo. St.	52 79						
				112	H	Southeast Mo. St.	72 51	56	H	Belmont	60 41						
				56	A	Belmont	49 61	333	H	Tennessee St.	70 48						

Non-Div I Games: Clark Atlanta 75 46 Fort Valley St. 87 65

Jacksonville St.

Loss, Non-Conf, S Site, H Home A Away N Neutral

Average RPI Win:	183	WON-LOST	WINNING	LAST 10	STRENGTH OF	OPP. STRENGTH	TEAM	ADJ.	CONF.	ADJ CONF.
Average RPI Loss:	71	RECORD	PCT. RANK	GAMES	SCHEDULE	OF SCHEDULE	RPI	RPI	RPI	RPI
DIV. I ONLY	23- 4	17	9-1	155	96	36	36	14	14	
DIV. I NON-CONF.	9- 2	37	0	83	14	29	29	13	13	
TOTALS	RPI 1-25	RPI 26-50	W-L RECORDS	RPI 51-100	RPI 101-150	RPI 150+				
23- 4	0- 1	2- 1	OVERALL	3- 1	3- 0	15- 1				
14- 1	0- 1	1- 0	HOME	2- 0	2- 0	9- 0				
8- 3	0- 0	0- 1	AWAY	1- 1	1- 0	6- 1				
1- 0	0- 0	1- 0	NEUTRAL	0- 0	0- 0	0- 0				
9- 2	0- 1	1- 0	NON-CONFERENCE	3- 1	2- 0	3- 0				
5- 1	0- 1	0- 0	HOME	2- 0	1- 0	2- 0				
3- 1	0- 0	0- 0	AWAY	1- 1	1- 0	1- 0				
1- 0	0- 0	1- 0	NEUTRAL	0- 0	0- 0	0- 0				
14- 2	0- 0	1- 1	CONFERENCE	0- 0	1- 0	12- 1				
9- 0	0- 0	1- 0	HOME	0- 0	1- 0	7- 0				
5- 2	0- 0	0- 1	AWAY	0- 0	0- 0	5- 1				
0- 0	0- 0	0- 0	NEUTRAL	0- 0	0- 0	0- 0				

RPI 1-25				RPI 26-50				RPI 51-100				RPI 101+			
RPI	S	Opponent	Score	RPI	S	Opponent	Score	RPI	S	Opponent	Score	RPI	S	Opponent	Score
3	H	Maryland	68 70	37	N	UCF	46 43	57	A	Virginia	49 55	108	H	William & Mary	84 70
				40	A	Drexel	48 70	63	H	St. John's (NY)	76 73	118	H	Robert Morris	59 32
				40	H	Drexel	69 39	72	A	Villanova	56 52	141	A	George Washington	69 50
								98	H	Liberty	76 53	151	A	Northeastern	86 64
												151	H	Northeastern	67 54
												178	H	Elon	61 48
												179	A	Delaware	60 39
												179	H	Delaware	69 64
												183	A	Towson	75 76
												183	H	Towson	81 39
												243	A	Georgetown	66 59
												262	A	Col. of Charleston	87 53
												262	H	Col. of Charleston	81 50
												271	A	UNCW	66 58
												271	H	UNCW	76 52
												273	H	Longwood	93 53
												277	H	Delaware St.	83 64
												325	A	Hofstra	89 52
												325	H	Hofstra	92 50
LAST 10 Division I															
179	H	Delaware	69 64	262	H	Col. of Charleston	81 50								
40	H	Drexel	69 39	183	H	Towson	81 39								
325	A	Hofstra	89 52	40	A	Drexel	48 70								
151	A	Northeastern	86 64	179	A	Delaware	60 39								
271	H	UNCW	76 52	151	H	Northeastern	67 54								

Non-Div I Games:

James Madison

Kansas

Through Games Of March 2, 2020

Average RPI Win:	182	WON-LOST	WINNING	LAST 10	STRENGTH OF	OPP. STRENGTH	TEAM	ADJ.	CONF.	ADJ CONF.
Average RPI Loss:	51	RECORD	PCT. RANK	GAMES	SCHEDULE	OF SCHEDULE	RPI	RPI	RPI	RPI
DIV. I ONLY	15- 12	142	3-7	83	46	111	111	3	3	
DIV. I NON-CONF.	11- 0	1	0	311	221	58	58	3	3	
TOTALS	RPI 1-25	RPI 26-50	W-L RECORDS	RPI 51-100	RPI 101-150	RPI 150+				
15- 12	0- 4	1- 1	OVERALL	3- 6	2- 1	9- 0				
11- 5	0- 2	1- 0	HOME	1- 3	2- 0	7- 0				
3- 7	0- 2	0- 1	AWAY	2- 3	0- 1	1- 0				
1- 0	0- 0	0- 0	NEUTRAL	0- 0	0- 0	1- 0				
11- 0	0- 0	0- 0	NON-CONFERENCE	1- 0	1- 0	9- 0				
8- 0	0- 0	0- 0	HOME	0- 0	1- 0	7- 0				
2- 0	0- 0	0- 0	AWAY	1- 0	0- 0	1- 0				
1- 0	0- 0	0- 0	NEUTRAL	0- 0	0- 0	1- 0				
4- 12	0- 4	1- 1	CONFERENCE	2- 6	1- 1	0- 0				
3- 5	0- 2	1- 0	HOME	1- 3	1- 0	0- 0				
1- 7	0- 2	0- 1	AWAY	1- 3	0- 1	0- 0				
0- 0	0- 0	0- 0	NEUTRAL	0- 0	0- 0	0- 0				

RPI	S	Opponent	Score	RPI	S	Opponent	Score	RPI	S	Opponent	Score	RPI	S	Opponent	Score	Team's RPI: 111
4	A	Baylor	44 97	44	A	Texas	77 85	51	A	Oklahoma St.	49 67	126	A	Texas Tech	72 89	
4	H	Baylor	47 90	44	H	Texas	82 67	51	H	Oklahoma St.	77 69	126	H	Texas Tech	67 50	
19	A	TCU	59 73					52	A	Iowa St.	67 89	133	H	Florida	76 66	
19	H	TCU	74 87					64	A	West Virginia	53 60	153	N	Wright St.	74 63	
								64	H	West Virginia	49 68	194	A	Fla. Atlantic	90 60	
								77	A	Oklahoma	83 80	197	H	Saint Mary's (CA)	86 81	
								77	H	Oklahoma	82 94	218	H	UMass Lowell	79 44	
								85	H	Kansas St.	61 69	252	H	Texas St.	68 48	
								91	A	Saint Louis	68 60	270	H	Wofford	83 64	
												274	H	Indiana St.	84 72	
												316	H	Omaha	63 48	
												340	H	UIC	91 50	
LAST 10 Division I																
51	H	Oklahoma St.	77 69	19	H	TCU	74 87									
77	A	Oklahoma	83 80	4	A	Baylor	44 97									
64	A	West Virginia	53 60	77	H	Oklahoma	82 94									
44	H	Texas	82 67	85	H	Kansas St.	61 69									
126	A	Texas Tech	72 89	52	A	Iowa St.	67 89									

Non-Div I Games:

Kansas

Loss, Non-Conf, S Site, H Home A Away N Neutral

Average RPI Win:	165	WON-LOST	WINNING	LAST 10	STRENGTH OF	OPP. STRENGTH	TEAM	ADJ.	CONF.	ADJ CONF.
Average RPI Loss:	53	RECORD	PCT. RANK	GAMES	SCHEDULE	OF SCHEDULE	RPI	RPI	RPI	RPI
DIV. I ONLY	14- 13	160	6-4	27	54	85	85	3	3	
DIV. I NON-CONF.	6- 5	151	0	171	211	176	176	3	3	
TOTALS	RPI 1-25	RPI 26-50	W-L RECORDS	RPI 51-100	RPI 101-150	RPI 150+				
14- 13	0- 5	1- 2	OVERALL	4- 4	3- 1	6- 1				
8- 6	0- 2	0- 1	HOME	2- 2	1- 1	5- 0				
6- 5	0- 3	1- 1	AWAY	2- 1	2- 0	1- 0				
0- 2	0- 0	0- 0	NEUTRAL	0- 1	0- 0	0- 1				
6- 5	0- 1	0- 1	NON-CONFERENCE	0- 1	0- 1	6- 1				
5- 1	0- 0	0- 0	HOME	0- 0	0- 1	5- 0				
1- 2	0- 1	0- 1	AWAY	0- 0	0- 0	1- 0				
0- 2	0- 0	0- 0	NEUTRAL	0- 1	0- 0	0- 1				
8- 8	0- 4	1- 1	CONFERENCE	4- 3	3- 0	0- 0				
3- 5	0- 2	0- 1	HOME	2- 2	1- 0	0- 0				
5- 3	0- 2	1- 0	AWAY	2- 1	2- 0	0- 0				
0- 0	0- 0	0- 0	NEUTRAL	0- 0	0- 0	0- 0				

RPI 1-25				RPI 26-50				RPI 51-100				Team's RPI: 85	RPI 101+			
RPI	S	Opponent	Score	RPI	S	Opponent	Score	RPI	S	Opponent	Score		RPI	S	Opponent	Score
2	A	Oregon	51 89	35	A	Arkansas	72 81	51	H	Oklahoma St.	63 70		105	H	UT Arlington	53 57
4	A	Baylor	58 83	44	A	Texas	60 54	52	A	Iowa St.	59 73		111	A	Kansas	69 61
4	H	Baylor	40 54	44	H	Texas	63 71	52	H	Iowa St.	60 51		126	A	Texas Tech	76 72
19	A	TCU	61 65					64	A	West Virginia	56 55		126	H	Texas Tech	84 70
19	H	TCU	52 54					64	H	West Virginia	63 74		200	N	Memphis	68 72
								77	A	Oklahoma	87 85		211	A	UMKC	74 67
								77	H	Oklahoma	92 74		217	H	Oral Roberts	109 69
								92	N	Michigan St.	60 65		256	H	Incarnate Word	85 41
													299	H	UTRGV	79 66
													316	H	Omaha	73 48
													340	H	UIC	84 40
LAST 10 Division I																
4	A	Baylor	58 83	64	A	West Virginia	56 55									
52	H	Iowa St.	60 51	4	H	Baylor	40 54									
44	A	Texas	60 54	126	H	Texas Tech	84 70									
19	H	TCU	52 54	19	A	TCU	61 65									
77	A	Oklahoma	87 85	111	A	Kansas	69 61									

Non-Div I Games:

Kansas St.

■ Loss,
■ Non-Conf, S Site,
■ Home
■ Away
N Neutral

Average RPI Win:	264	WON-LOST	WINNING	LAST 10	STRENGTH OF	OPP. STRENGTH	TEAM	ADJ.	CONF.	ADJ CONF.
Average RPI Loss:	128	RECORD	PCT. RANK	GAMES	SCHEDULE	OF SCHEDULE	RPI	RPI	RPI	RPI
DIV. I ONLY	11- 15	221	4-6	222	186	225	225	16	16	
DIV. I NON-CONF.	5- 5	164	0	256	285	186	186	14	14	
TOTALS	RPI 1-25	RPI 26-50	W-L RECORDS	RPI 51-100	RPI 101-150	RPI 150+				
11- 15	0- 0	0- 2	OVERALL	0- 4	1- 5	10- 4				
5- 6	0- 0	0- 1	HOME	0- 2	1- 1	4- 2				
5- 9	0- 0	0- 1	AWAY	0- 2	0- 4	5- 2				
1- 0	0- 0	0- 0	NEUTRAL	0- 0	0- 0	1- 0				
5- 5	0- 0	0- 0	NON-CONFERENCE	0- 2	0- 2	5- 1				
2- 1	0- 0	0- 0	HOME	0- 1	0- 0	2- 0				
2- 4	0- 0	0- 0	AWAY	0- 1	0- 2	2- 1				
1- 0	0- 0	0- 0	NEUTRAL	0- 0	0- 0	1- 0				
6- 10	0- 0	0- 2	CONFERENCE	0- 2	1- 3	5- 3				
3- 5	0- 0	0- 1	HOME	0- 1	1- 1	2- 2				
3- 5	0- 0	0- 1	AWAY	0- 1	0- 2	3- 1				
0- 0	0- 0	0- 0	NEUTRAL	0- 0	0- 0	0- 0				

RPI 1-25				RPI 26-50				RPI 51-100				RPI 101+				Team's RPI: 225	
RPI	S	Opponent	Score	RPI	S	Opponent	Score	RPI	S	Opponent	Score	RPI	S	Opponent	Score		
				34	A	FGCU	63 80	70	A	Georgia	65 80	119	A	Campbell	51 63		
				34	H	FGCU	64 89	71	H	Georgia Tech	47 63	123	A	Duquesne	72 75		
								98	A	Liberty	66 76	139	A	North Florida	33 57		
								98	H	Liberty	70 76	139	H	North Florida	55 64		
												144	A	North Ala.	54 71		
												144	H	North Ala.	59 56		
												152	A	Jacksonville	81 88		
												152	H	Jacksonville	83 93		
												170	H	Samford	60 55		
												227	A	Stetson	70 67		
												227	H	Stetson	61 67		
												255	A	Lipscomb	74 66		
												255	H	Lipscomb	88 60		
												271	A	UNCW	58 56		
												290	N	UMBC	59 44		
												300	A	Ga. Southern	95 69		
												318	A	Navy	62 82		
												329	H	Mercer	92 64		
												330	A	NJIT	77 64		
												330	H	NJIT	85 62		
LAST 10 Division I																	
				98	H	Liberty	70 76	227	A	Stetson	70 67						
				330	H	NJIT	85 62	255	H	Lipscomb	88 60						
				144	A	North Ala.	54 71	98	A	Liberty	66 76						
				152	A	Jacksonville	81 88	139	A	North Florida	33 57						
				34	H	FGCU	64 89	144	H	North Ala.	59 56						

Non-Div I Games: Middle Ga. St. 88 49 Shorter 94 55

Kennesaw St.

Average RPI Win:	204	WON-LOST	WINNING	LAST 10	STRENGTH OF	OPP. STRENGTH	TEAM	ADJ.	CONF.	ADJ CONF.
Average RPI Loss:	80	RECORD	PCT. RANK	GAMES	SCHEDULE	OF SCHEDULE	RPI	RPI	RPI	RPI
DIV. I ONLY	16- 10	108	7-3	131	106	100	100	10	10	
DIV. I NON-CONF.	6- 4	123	0	137	108	112	112	10	10	
TOTALS	RPI 1-25	RPI 26-50	W-L RECORDS	RPI 51-100	RPI 101-150	RPI 150+				
16- 10	0- 2	0- 3	OVERALL	1- 2	3- 1	12- 2				
8- 3	0- 1	0- 0	HOME	1- 0	2- 1	5- 1				
6- 5	0- 1	0- 1	AWAY	0- 2	1- 0	5- 1				
2- 2	0- 0	0- 2	NEUTRAL	0- 0	0- 0	2- 0				
6- 4	0- 1	0- 3	NON-CONFERENCE	0- 0	2- 0	4- 0				
2- 1	0- 1	0- 0	HOME	0- 0	1- 0	1- 0				
2- 1	0- 0	0- 1	AWAY	0- 0	1- 0	1- 0				
2- 2	0- 0	0- 2	NEUTRAL	0- 0	0- 0	2- 0				
10- 6	0- 1	0- 0	CONFERENCE	1- 2	1- 1	8- 2				
6- 2	0- 0	0- 0	HOME	1- 0	1- 1	4- 1				
4- 4	0- 1	0- 0	AWAY	0- 2	0- 0	4- 1				
0- 0	0- 0	0- 0	NEUTRAL	0- 0	0- 0	0- 0				

RPI 1-25				RPI 26-50				RPI 51-100				Team's RPI: 100	RPI 101+			
RPI	S	Opponent	Score	RPI	S	Opponent	Score	RPI	S	Opponent	Score		RPI	S	Opponent	Score
16	A	Central Mich.	58 71	38	N	Michigan	53 88	60	A	Ball St.	62 66		118	H	Robert Morris	82 81
22	H	Ohio St.	65 75	43	N	Troy	64 71	60	H	Ball St.	69 68		123	A	Duquesne	77 75
				46	A	Purdue	64 77	87	A	Ohio	57 63		129	H	Buffalo	44 57
													146	H	Western Mich.	75 63
													154	A	Akron	60 55
													154	H	Akron	68 50
													175	H	Eastern Mich.	69 74
													181	A	Toledo	60 69
													181	H	Toledo	87 68
													190	A	Northern Ill.	79 71
													212	A	Miami (OH)	78 75
													212	H	Miami (OH)	80 75
													257	A	Bowling Green	96 86
													257	H	Bowling Green	61 47
													259	A	Youngstown St.	82 73
													294	H	St. Bonaventure	81 58
													300	N	Ga. Southern	62 48
													339	N	Purdue Fort Wayne	75 67
LAST 10 Division I																
257	A	Bowling Green	96 86	154	A	Akron	60 55									
154	H	Akron	68 50	87	A	Ohio	57 63									
212	H	Miami (OH)	80 75	257	H	Bowling Green	61 47									
16	A	Central Mich.	58 71	181	A	Toledo	60 69									
181	H	Toledo	87 68	60	H	Ball St.	69 68									

Non-Div I Games: Hiram 92 36

Kent St.

Loss, Non-Conf, S Site, H Home A Away N Neutral

Kentucky

Through Games Of March 2, 2020

Average RPI Win: 136		WON-LOST	WINNING	LAST 10	STRENGTH OF	OPP. STRENGTH	TEAM	ADJ.	CONF.	ADJ CONF.
Average RPI Loss: 45		RECORD	PCT. RANK	GAMES	SCHEDULE	OF SCHEDULE	RPI	RPI	RPI	RPI
DIV. I ONLY		21- 7	40	6-4	38	34	25	25	4	4
DIV. I NON-CONF.		11- 1	13	0	140	87	38	38	5	5
TOTALS		RPI 1-25	RPI 26-50		W-L RECORDS		RPI 51-100	RPI 101-150	RPI 150+	
21- 7	2- 3	1- 2		OVERALL		6- 0	4- 2	8- 0		
14- 3	2- 2	0- 0		HOME		4- 0	2- 1	6- 0		
7- 4	0- 1	1- 2		AWAY		2- 0	2- 1	2- 0		
0- 0	0- 0	0- 0		NEUTRAL		0- 0	0- 0	0- 0		
11- 1	0- 1	1- 0		NON-CONFERENCE		2- 0	2- 0	6- 0		
8- 1	0- 1	0- 0		HOME		1- 0	1- 0	6- 0		
3- 0	0- 0	1- 0		AWAY		1- 0	1- 0	0- 0		
0- 0	0- 0	0- 0		NEUTRAL		0- 0	0- 0	0- 0		
10- 6	2- 2	0- 2		CONFERENCE		4- 0	2- 2	2- 0		
6- 2	2- 1	0- 0		HOME		3- 0	1- 1	0- 0		
4- 4	0- 1	0- 2		AWAY		1- 0	1- 1	2- 0		
0- 0	0- 0	0- 0		NEUTRAL		0- 0	0- 0	0- 0		

RPI	S	Opponent	Score	RPI	S	Opponent	Score	RPI	S	Opponent	Score	RPI	S	Opponent	Score
1	A	South Carolina	72 99	33	A	LSU	59 65	55	H	Charlotte	86 39	110	A	Vanderbilt	64 70
1	H	South Carolina	58 67	35	A	Arkansas	85 103	57	A	Virginia	50 47	114	H	Auburn	68 61
5	H	Louisville	66 67	49	A	Middle Tenn.	67 52	58	A	Alabama	81 71	131	A	California	63 61
14	H	Mississippi St.	73 62					58	H	Alabama	66 62	133	A	Florida	65 45
17	H	Texas A&M	76 54					59	H	Tennessee	80 76	133	H	Florida	62 70
								70	H	Georgia	88 77	142	H	Mt. St. Mary's	67 44
												167	A	Missouri	62 47
												168	H	Austin Peay	81 52
												170	H	Samford	79 49
												227	H	Stetson	67 48
												258	H	Winthrop	91 36
												281	H	Morehead St.	79 54
												285	A	Ole Miss	94 52
												347	H	Grambling	81 35
LAST 10 Division I															
110	A	Vanderbilt	64 70	35	A	Arkansas	85 103								
70	H	Georgia	88 77	58	H	Alabama	66 62								
1	H	South Carolina	58 67	133	H	Florida	62 70								
285	A	Ole Miss	94 52	167	A	Missouri	62 47								
14	H	Mississippi St.	73 62	114	H	Auburn	68 61								

Non-Div I Games:

Kentucky

■ Loss,
 ■ Non-Conf,
 ■ S Site,
 ■ H Home
 ■ A Away
 N Neutral

LIU Brooklyn

Through Games Of March 2, 2020

Average RPI Win:	290	WON-LOST	WINNING	LAST 10	STRENGTH OF	OPP. STRENGTH	TEAM	ADJ.	CONF.	ADJ CONF.
Average RPI Loss:	241	RECORD	PCT. RANK	GAMES	SCHEDULE	OF SCHEDULE	RPI	RPI	RPI	RPI
DIV. I ONLY	8- 20	294	5-5	334	348	335	335	30	30	
DIV. I NON-CONF.	1- 10	329	0	277	348	343	343	30	30	
TOTALS	RPI 1-25	RPI 26-50	W-L RECORDS	RPI 51-100	RPI 101-150	RPI 150+				
8- 20	0- 0	0- 0	OVERALL	0- 1	0- 3	8- 16				
6- 10	0- 0	0- 0	HOME	0- 1	0- 2	6- 7				
2- 10	0- 0	0- 0	AWAY	0- 0	0- 1	2- 9				
0- 0	0- 0	0- 0	NEUTRAL	0- 0	0- 0	0- 0				
1- 10	0- 0	0- 0	NON-CONFERENCE	0- 1	0- 0	1- 9				
1- 6	0- 0	0- 0	HOME	0- 1	0- 0	1- 5				
0- 4	0- 0	0- 0	AWAY	0- 0	0- 0	0- 4				
0- 0	0- 0	0- 0	NEUTRAL	0- 0	0- 0	0- 0				
7- 10	0- 0	0- 0	CONFERENCE	0- 0	0- 3	7- 7				
5- 4	0- 0	0- 0	HOME	0- 0	0- 2	5- 2				
2- 6	0- 0	0- 0	AWAY	0- 0	0- 1	2- 5				
0- 0	0- 0	0- 0	NEUTRAL	0- 0	0- 0	0- 0				

RPI S	Opponent	Score	RPI S	Opponent	Score	RPI S	Opponent	Score	RPI S	Opponent	Score	Team's RPI: 335
						81	H Stony Brook	49 80	118	H Robert Morris	59 70	
									142	A Mt. St. Mary's	57 75	
									142	H Mt. St. Mary's	57 77	
									161	A Lafayette	60 65	
									182	A Merrimack	68 60	
									182	H Merrimack	63 66	
									201	H Cleveland St.	49 79	
									215	A Rhode Island	56 79	
									218	A UMass Lowell	56 65	
									232	H Fairfield	51 53	
									275	A Saint Francis (PA)	71 64	
									275	H Saint Francis (PA)	71 53	
									279	A Army West Point	60 67	
									298	A Wagner	61 63	
									298	H Wagner	66 52	
									302	H Sacred Heart	66 63	
									305	H N.C. Central	59 61	
									306	H Vermont	62 73	
									314	A St. Francis Brooklyn	63 88	
									314	H St. Francis Brooklyn	54 71	
									317	A Fairleigh Dickinson	50 64	
									317	H Fairleigh Dickinson	68 63	
									323	H Saint Peter's	74 89	
									325	H Hofstra	85 46	
									326	A Bryant	53 57	
									346	A Central Conn. St.	57 71	
LAST 10 Division I												
			346	A Central Conn. St.	57 71		314	H St. Francis Brooklyn	54 71			
			298	H Wagner	66 52		142	H Mt. St. Mary's	57 77			
			275	A Saint Francis (PA)	71 64		182	H Merrimack	63 66			
			317	A Fairleigh Dickinson	50 64		182	A Merrimack	68 60			
			302	H Sacred Heart	66 63		275	H Saint Francis (PA)	71 53			

Non-Div I Games:

LIU Brooklyn

■ Loss,
 ■ Non-Conf,
 ■ S Site,
 ■ H Home
 ■ A Away
 N Neutral

RPI	S	Opponent	Score
346	H	Central Conn. St.	63 61

L
I
U
B
r
o
o
k
l
y
n

L
I
U
B
r
o
o
k
l
y
n

LIU Brooklyn

Average RPI Win:	220	WON-LOST	WINNING	LAST 10	STRENGTH OF	OPP. STRENGTH	TEAM	ADJ.	CONF.	ADJ CONF.
Average RPI Loss:	147	RECORD	PCT. RANK	GAMES	SCHEDULE	OF SCHEDULE	RPI	RPI	RPI	RPI
DIV. I ONLY	6- 24	318	0-10	146	130	288	288	11	11	
DIV. I NON-CONF.	3- 9	279	0	220	244	285	285	11	11	
TOTALS	RPI 1-25	RPI 26-50	W-L RECORDS	RPI 51-100	RPI 101-150	RPI 150+				
6- 24	0- 3	0- 0	OVERALL	0- 4	0- 6	6- 11				
3- 11	0- 1	0- 0	HOME	0- 2	0- 3	3- 5				
3- 11	0- 2	0- 0	AWAY	0- 1	0- 3	3- 5				
0- 2	0- 0	0- 0	NEUTRAL	0- 1	0- 0	0- 1				
3- 9	0- 1	0- 0	NON-CONFERENCE	0- 2	0- 0	3- 6				
1- 4	0- 0	0- 0	HOME	0- 1	0- 0	1- 3				
2- 3	0- 1	0- 0	AWAY	0- 0	0- 0	2- 2				
0- 2	0- 0	0- 0	NEUTRAL	0- 1	0- 0	0- 1				
3- 15	0- 2	0- 0	CONFERENCE	0- 2	0- 6	3- 5				
2- 7	0- 1	0- 0	HOME	0- 1	0- 3	2- 2				
1- 8	0- 1	0- 0	AWAY	0- 1	0- 3	1- 3				
0- 0	0- 0	0- 0	NEUTRAL	0- 0	0- 0	0- 0				

RPI	S	Opponent	Score	RPI	S	Opponent	Score	RPI	S	Opponent	Score	RPI	S	Opponent	Score	Team's RPI: 288
9	A	Gonzaga	52 78					53	H	Yale	65 81	113	A	San Diego	50 54	
9	H	Gonzaga	47 75					60	N	Ball St.	72 77	113	H	San Diego	59 67	
13	A	UCLA	52 74					82	A	BYU	42 57	134	A	Pacific	67 76	
								82	H	BYU	44 59	134	H	Pacific	70 87	
												140	A	Portland	49 74	
												140	H	Portland	78 89	
												184	N	Providence	45 48	
												195	A	Santa Clara	60 76	
												195	H	Santa Clara	75 59	
												196	A	Pepperdine	84 77	
												196	H	Pepperdine	66 77	
												197	A	Saint Mary's (CA)	70 86	
												197	H	Saint Mary's (CA)	61 70	
												204	A	San Francisco	68 70	
												204	H	San Francisco	76 69	
												207	H	Hawaii	65 51	
												216	H	Cal St. Fullerton	74 79	
												226	A	New Mexico	73 72	
												242	A	Tulsa	56 75	
												243	H	Georgetown	53 64	
												276	A	UC Irvine	65 80	
												284	H	CSUN	54 56	
												292	A	Long Beach St.	70 57	
LAST 10 Division I																
82	A	BYU	42 57	204	A	San Francisco	68 70									
113	A	San Diego	50 54	195	A	Santa Clara	60 76									
140	H	Portland	78 89	134	H	Pacific	70 87									
9	H	Gonzaga	47 75	197	H	Saint Mary's (CA)	61 70									
196	H	Pepperdine	66 77	9	A	Gonzaga	52 78									

Non-Div I Games: Cal St. San B'dino 94 46

LMU (CA)

Loss, Non-Conf, S Site, H Home A Away N Neutral

Average RPI Win:	138	WON-LOST	WINNING	LAST 10	STRENGTH OF	OPP. STRENGTH	TEAM	ADJ.	CONF.	ADJ CONF.
Average RPI Loss:	64	RECORD	PCT. RANK	GAMES	SCHEDULE	OF SCHEDULE	RPI	RPI	RPI	RPI
DIV. I ONLY	19- 9	71	5-5	45	45	33	33	4	4	
DIV. I NON-CONF.	10- 2	29	0	128	122	45	45	5	5	
TOTALS	RPI 1-25	RPI 26-50	W-L RECORDS	RPI 51-100	RPI 101-150	RPI 150+				
19- 9	3- 2	2- 2	OVERALL	3- 3	2- 1	9- 1				
12- 2	2- 0	1- 1	HOME	2- 1	1- 0	6- 0				
5- 7	1- 2	1- 1	AWAY	0- 2	1- 1	2- 1				
2- 0	0- 0	0- 0	NEUTRAL	1- 0	0- 0	1- 0				
10- 2	0- 0	2- 1	NON-CONFERENCE	1- 1	0- 0	7- 0				
5- 1	0- 0	1- 1	HOME	0- 0	0- 0	4- 0				
3- 1	0- 0	1- 0	AWAY	0- 1	0- 0	2- 0				
2- 0	0- 0	0- 0	NEUTRAL	1- 0	0- 0	1- 0				
9- 7	3- 2	0- 1	CONFERENCE	2- 2	2- 1	2- 1				
7- 1	2- 0	0- 0	HOME	2- 1	1- 0	2- 0				
2- 6	1- 2	0- 1	AWAY	0- 1	1- 1	0- 1				
0- 0	0- 0	0- 0	NEUTRAL	0- 0	0- 0	0- 0				

RPI	S	Opponent	Score	RPI	S	Opponent	Score	RPI	S	Opponent	Score	RPI	S	Opponent	Score
1	A	South Carolina	48 63	34	A	FGCU	74 63	58	H	Alabama	71 60	110	H	Vanderbilt	61 55
14	A	Mississippi St.	60 64	35	A	Arkansas	71 75	59	A	Tennessee	58 63	114	A	Auburn	60 65
17	A	Texas A&M	57 54	39	H	Florida St.	62 70	59	H	Tennessee	75 65	133	A	Florida	77 68
17	H	Texas A&M	59 58	42	H	Rutgers	64 58	70	H	Georgia	56 73	166	A	Tulane	59 54
25	H	Kentucky	65 59					77	A	Oklahoma	68 90	167	A	Missouri	65 69
								92	N	Michigan St.	58 56	167	H	Missouri	66 58
												169	H	New Orleans	83 49
												200	N	Memphis	89 58
												202	A	Little Rock	65 50
												237	H	Southeastern La.	62 52
												260	H	Nicholls St.	63 32
												285	H	Ole Miss	52 44
												341	H	Florida A&M	73 45
LAST 10 Division I															
35	A	Arkansas	71 75	59	H	Tennessee	75 65								
110	H	Vanderbilt	61 55	167	H	Missouri	66 58								
70	H	Georgia	56 73	17	H	Texas A&M	59 58								
1	A	South Carolina	48 63	133	A	Florida	77 68								
114	A	Auburn	60 65	59	A	Tennessee	58 63								

Non-Div I Games:

LSU

Average RPI Win:	229	WON-LOST	WINNING	LAST 10	STRENGTH OF	OPP. STRENGTH	TEAM	ADJ.	CONF.	ADJ CONF.
Average RPI Loss:	112	RECORD	PCT. RANK	GAMES	SCHEDULE	OF SCHEDULE	RPI	RPI	RPI	RPI
DIV. I ONLY	13- 16	200	6-4	156	138	189	189	12	12	
DIV. I NON-CONF.	6- 7	182	0	139	237	174	174	12	12	
TOTALS	RPI 1-25	RPI 26-50	W-L RECORDS	RPI 51-100	RPI 101-150	RPI 150+				
13- 16	0- 0	0- 2	OVERALL	0- 6	2- 7	11- 1				
5- 9	0- 0	0- 1	HOME	0- 4	1- 4	4- 0				
7- 7	0- 0	0- 1	AWAY	0- 2	1- 3	6- 1				
1- 0	0- 0	0- 0	NEUTRAL	0- 0	0- 0	1- 0				
6- 7	0- 0	0- 1	NON-CONFERENCE	0- 3	1- 2	5- 1				
2- 4	0- 0	0- 0	HOME	0- 2	1- 2	1- 0				
3- 3	0- 0	0- 1	AWAY	0- 1	0- 0	3- 1				
1- 0	0- 0	0- 0	NEUTRAL	0- 0	0- 0	1- 0				
7- 9	0- 0	0- 1	CONFERENCE	0- 3	1- 5	6- 0				
3- 5	0- 0	0- 1	HOME	0- 2	0- 2	3- 0				
4- 4	0- 0	0- 0	AWAY	0- 1	1- 3	3- 0				
0- 0	0- 0	0- 0	NEUTRAL	0- 0	0- 0	0- 0				

RPI S	Opponent	Score	RPI S	Opponent	Score	RPI S	Opponent	Score	RPI S	Opponent	Score	Team's RPI: 189
40	A Drexel	31 69	48	H Dayton	58 98	66	H Penn	49 65	117	H Temple	69 72	
						72	H Villanova	69 77	118	H Robert Morris	68 71	
						89	A Fordham	45 62	122	H Harvard	75 69	
						90	A Rider	43 70	123	A Duquesne	56 82	
						91	H Saint Louis	61 77	128	A Richmond	61 63	
						96	H VCU	61 67	128	H Richmond	61 67	
									132	H Davidson	61 70	
									141	A George Washington	61 54	
									143	A Massachusetts	62 76	
									156	A Norfolk St.	55 52	
									213	A Penn St.	69 67	
									215	A Rhode Island	54 42	
									231	A Saint Joseph's	59 53	
									231	H Saint Joseph's	67 59	
									245	A George Mason	64 59	
									245	H George Mason	77 65	
									265	A Howard	78 62	
									290	N UMBC	74 58	
									294	H St. Bonaventure	67 61	
									318	A Navy	46 61	
									332	H Coppin St.	79 46	
LAST 10 Division I												
245	A George Mason	64 59	141	A George Washington	61 54							
132	H Davidson	61 70	128	H Richmond	61 67							
215	A Rhode Island	54 42	89	A Fordham	45 62							
96	H VCU	61 67	245	H George Mason	77 65							
231	A Saint Joseph's	59 53	231	H Saint Joseph's	67 59							

Non-Div I Games:

La Salle

■ Loss,
 ■ Non-Conf,
 ■ S Site,
 ■ H Home
 ■ A Away
 N Neutral

Average RPI Win:	313	WON-LOST	WINNING	LAST 10	STRENGTH OF	OPP. STRENGTH	TEAM	ADJ.	CONF.	ADJ CONF.
Average RPI Loss:	220	RECORD	PCT. RANK	GAMES	SCHEDULE	OF SCHEDULE	RPI	RPI	RPI	RPI
DIV. I ONLY	3- 24	334	0-10	342	290	348	348	21	21	
DIV. I NON-CONF.	2- 9	304	0	348	343	351	351	20	20	
TOTALS	RPI 1-25	RPI 26-50	W-L RECORDS	RPI 51-100	RPI 101-150	RPI 150+				
3- 24	0- 0	0- 2	OVERALL	0- 1	0- 2	3- 19				
2- 10	0- 0	0- 1	HOME	0- 0	0- 0	2- 9				
1- 14	0- 0	0- 1	AWAY	0- 1	0- 2	1- 10				
0- 0	0- 0	0- 0	NEUTRAL	0- 0	0- 0	0- 0				
2- 9	0- 0	0- 0	NON-CONFERENCE	0- 0	0- 1	2- 8				
2- 3	0- 0	0- 0	HOME	0- 0	0- 0	2- 3				
0- 6	0- 0	0- 0	AWAY	0- 0	0- 1	0- 5				
0- 0	0- 0	0- 0	NEUTRAL	0- 0	0- 0	0- 0				
1- 15	0- 0	0- 2	CONFERENCE	0- 1	0- 1	1- 11				
0- 7	0- 0	0- 1	HOME	0- 0	0- 0	0- 6				
1- 8	0- 0	0- 1	AWAY	0- 1	0- 1	1- 5				
0- 0	0- 0	0- 0	NEUTRAL	0- 0	0- 0	0- 0				

RPI S	Opponent	Score	RPI S	Opponent	Score	RPI S	Opponent	Score	RPI S	Opponent	Score	Team's RPI: 348
43	A Troy	65 77	43	H Troy	65 72	83	A Coastal Caro.	69 88	105	A UT Arlington	34 72	
									126	A Texas Tech	38 83	
									185	A Louisiana	55 68	
									185	H Louisiana	49 62	
									202	H Little Rock	50 70	
									203	H Southern Miss.	42 57	
									210	A Tennessee Tech	68 75	
									237	H Southeastern La.	52 65	
									238	A South Alabama	63 72	
									238	H South Alabama	39 73	
									247	A Appalachian St.	49 68	
									248	A North Texas	51 63	
									252	A Texas St.	58 55	
									254	H Arkansas St.	53 54	
									260	A Nicholls St.	59 74	
									285	A Ole Miss	42 66	
									300	A Ga. Southern	47 64	
									300	H Ga. Southern	66 72	
									313	A Georgia St.	52 68	
									313	H Georgia St.	43 52	
									321	H Houston Baptist	65 72	
									336	H Northwestern St.	63 54	
									345	A McNeese	69 72	
									351	H Mississippi Val.	74 66	
LAST 10 Division I												
247	A Appalachian St.	49 68	238	H South Alabama	39 73							
83	A Coastal Caro.	69 88	43	A Troy	65 77							
185	H Louisiana	49 62	254	H Arkansas St.	53 54							
313	H Georgia St.	43 52	185	A Louisiana	55 68							
300	H Ga. Southern	66 72	202	H Little Rock	50 70							

Non-Div I Games:

La.-Monroe

■ Loss,
■ Non-Conf, S Site,
■ Home
■ Away
N Neutral

Lafayette

Through Games Of March 2, 2020

Average RPI Win:	243	WON-LOST	WINNING	LAST 10	STRENGTH OF	OPP. STRENGTH	TEAM	ADJ.	CONF.	ADJ CONF.
Average RPI Loss:	139	RECORD	PCT. RANK	GAMES	SCHEDULE	OF SCHEDULE	RPI	RPI	RPI	RPI
DIV. I ONLY	15- 12	142	7-3	208	222	161	161	15	15	
DIV. I NON-CONF.	4- 6	212	0	232	337	262	262	15	15	
TOTALS	RPI 1-25	RPI 26-50	W-L RECORDS	RPI 51-100	RPI 101-150	RPI 150+				
15- 12	0- 0	0- 1	OVERALL	0- 2	3- 6	12- 3				
10- 3	0- 0	0- 0	HOME	0- 0	3- 2	7- 1				
5- 9	0- 0	0- 1	AWAY	0- 2	0- 4	5- 2				
0- 0	0- 0	0- 0	NEUTRAL	0- 0	0- 0	0- 0				
4- 6	0- 0	0- 0	NON-CONFERENCE	0- 2	0- 1	4- 3				
3- 2	0- 0	0- 0	HOME	0- 0	0- 1	3- 1				
1- 4	0- 0	0- 0	AWAY	0- 2	0- 0	1- 2				
0- 0	0- 0	0- 0	NEUTRAL	0- 0	0- 0	0- 0				
11- 6	0- 0	0- 1	CONFERENCE	0- 0	3- 5	8- 0				
7- 1	0- 0	0- 0	HOME	0- 0	3- 1	4- 0				
4- 5	0- 0	0- 1	AWAY	0- 0	0- 4	4- 0				
0- 0	0- 0	0- 0	NEUTRAL	0- 0	0- 0	0- 0				

RPI S	Opponent	Score	RPI S	Opponent	Score	RPI S	Opponent	Score	RPI S	Opponent	Score	Team's RPI: 161
			50 A	Bucknell	36 50	63 A	St. John's (NY)	44 76	102 A	Colgate	52 73	
						73 A	Seton Hall	50 74	102 H	Colgate	55 39	
									121 A	Holy Cross	56 57	
									121 H	Holy Cross	49 57	
									123 H	Duquesne	65 73	
									130 A	Boston U.	40 47	
									130 H	Boston U.	59 57	
									137 A	Lehigh	66 73	
									137 H	Lehigh	61 53	
									164 A	Binghamton	64 74	
									186 H	Manhattan	60 53	
									198 A	American	67 52	
									198 H	American	55 48	
									266 A	Loyola Maryland	76 65	
									266 H	Loyola Maryland	55 52	
									279 A	Army West Point	57 52	
									279 H	Army West Point	67 58	
									290 H	UMBC	58 65	
									297 A	Monmouth	44 52	
									317 H	Fairleigh Dickinson	61 29	
									318 A	Navy	62 59	
									318 H	Navy	79 52	
									319 A	Albany (NY)	54 47	
									335 H	LIU Brooklyn	65 60	
LAST 10 Division I												
			318 A	Navy	62 59		279 H	Army West Point	67 58			
			198 H	American	55 48		137 A	Lehigh	66 73			
			266 A	Loyola Maryland	76 65		198 A	American	67 52			
			130 A	Boston U.	40 47		102 H	Colgate	55 39			
			121 H	Holy Cross	49 57		137 H	Lehigh	61 53			

Non-Div I Games:

Lafayette

Loss, Non-Conf, S Site, H Home A Away N Neutral

Lamar University

Through Games Of March 2, 2020

Average RPI Win:	263	WON-LOST	WINNING	LAST 10	STRENGTH OF	OPP. STRENGTH	TEAM	ADJ.	CONF.	ADJ CONF.
Average RPI Loss:	153	RECORD	PCT. RANK	GAMES	SCHEDULE	OF SCHEDULE	RPI	RPI	RPI	RPI
DIV. I ONLY	7- 19	304	1-9	115	276	261	261	23	23	
DIV. I NON-CONF.	2- 5	259	0	19	125	145	145	24	24	
TOTALS	RPI 1-25	RPI 26-50	W-L RECORDS	RPI 51-100	RPI 101-150	RPI 150+				
7- 19	0- 2	0- 0	OVERALL	0- 7	1- 2	6- 8				
3- 8	0- 0	0- 0	HOME	0- 3	0- 1	3- 4				
3- 11	0- 2	0- 0	AWAY	0- 4	0- 1	3- 4				
1- 0	0- 0	0- 0	NEUTRAL	0- 0	1- 0	0- 0				
2- 5	0- 2	0- 0	NON-CONFERENCE	0- 1	1- 0	1- 2				
1- 1	0- 0	0- 0	HOME	0- 0	0- 0	1- 1				
0- 4	0- 2	0- 0	AWAY	0- 1	0- 0	0- 1				
1- 0	0- 0	0- 0	NEUTRAL	0- 0	1- 0	0- 0				
5- 14	0- 0	0- 0	CONFERENCE	0- 6	0- 2	5- 6				
2- 7	0- 0	0- 0	HOME	0- 3	0- 1	2- 3				
3- 7	0- 0	0- 0	AWAY	0- 3	0- 1	3- 3				
0- 0	0- 0	0- 0	NEUTRAL	0- 0	0- 0	0- 0				

RPI 1-25				RPI 26-50				RPI 51-100				RPI 101+ Team's RPI: 261			
RPI	S	Opponent	Score	RPI	S	Opponent	Score	RPI	S	Opponent	Score	RPI	S	Opponent	Score
4	A	Baylor	28 90					51	A	Oklahoma St.	53 74	116	N	Idaho	47 44
21	A	NC State	40 81					79	A	A&M-Corpus Christi	39 49	150	A	Sam Houston St.	47 68
								79	H	A&M-Corpus Christi	56 64	150	H	Sam Houston St.	68 75
								94	A	SFA	50 70	169	H	New Orleans	57 62
								94	H	SFA	53 54	185	H	Louisiana	63 74
								99	A	Abilene Christian	72 78	229	H	Denver	71 59
								99	H	Abilene Christian	49 75	234	A	Central Ark.	29 53
												237	A	Southeastern La.	65 57
												256	A	Incarnate Word	67 68
												256	H	Incarnate Word	48 67
												260	A	Nicholls St.	84 78
												260	H	Nicholls St.	60 62
												310	A	Cal Poly	56 57
												321	A	Houston Baptist	59 72
												321	H	Houston Baptist	60 53
												336	H	Northwestern St.	61 58
												345	A	McNeese	87 69
LAST 10 Division I															
94	A	SFA	50 70	260	H	Nicholls St.	60 62								
256	A	Incarnate Word	67 68	99	H	Abilene Christian	49 75								
79	H	A&M-Corpus Christi	56 64	234	A	Central Ark.	29 53								
150	H	Sam Houston St.	68 75	345	A	McNeese	87 69								
321	A	Houston Baptist	59 72	94	H	SFA	53 54								

Non-Div I Games: Howard Payne 96 36 LeTourneau 90 38

Lamar University

Loss, Non-Conf, S Site, H Home A Away N Neutral

Average RPI Win: 231	WON-LOST	WINNING	LAST 10	STRENGTH OF	OPP. STRENGTH	TEAM	ADJ.	CONF.	ADJ CONF.
Average RPI Loss: 106	RECORD	PCT. RANK	GAMES	SCHEDULE	OF SCHEDULE	RPI	RPI	RPI	RPI
DIV. I ONLY	16- 11	118	4-6	178	178	137	137	15	15
DIV. I NON-CONF.	7- 3	80	0	147	240	76	76	15	15
TOTALS	RPI 1-25	RPI 26-50	W-L RECORDS	RPI 51-100	RPI 101-150	RPI 150+			
16- 11	0- 0	0- 2	OVERALL	1- 3	3- 4	12- 2			
8- 4	0- 0	0- 1	HOME	1- 0	2- 2	5- 1			
8- 5	0- 0	0- 1	AWAY	0- 1	1- 2	7- 1			
0- 2	0- 0	0- 0	NEUTRAL	0- 2	0- 0	0- 0			
7- 3	0- 0	0- 0	NON-CONFERENCE	1- 3	2- 0	4- 0			
3- 0	0- 0	0- 0	HOME	1- 0	1- 0	1- 0			
4- 1	0- 0	0- 0	AWAY	0- 1	1- 0	3- 0			
0- 2	0- 0	0- 0	NEUTRAL	0- 2	0- 0	0- 0			
9- 8	0- 0	0- 2	CONFERENCE	0- 0	1- 4	8- 2			
5- 4	0- 0	0- 1	HOME	0- 0	1- 2	4- 1			
4- 4	0- 0	0- 1	AWAY	0- 0	0- 2	4- 1			
0- 0	0- 0	0- 0	NEUTRAL	0- 0	0- 0	0- 0			

RPI S	Opponent	Score	RPI S	Opponent	Score	RPI S	Opponent	Score	RPI S	Opponent	Score	Team's RPI: 137
50	A Bucknell	56 67	50	H Bucknell	50 71	60	N Ball St.	52 54	102	H Colgate	73 82	
						73	H Seton Hall	75 68	121	A Holy Cross	62 65	
						86	A Minnesota	49 77	121	H Holy Cross	57 74	
						89	N Fordham	57 59	130	A Boston U.	47 48	
									130	H Boston U.	51 34	
									141	H George Washington	59 53	
									142	A Mt. St. Mary's	66 65	
									161	A Lafayette	53 61	
									161	H Lafayette	73 66	
									182	A Merrimack	72 68	
									198	A American	64 63	
									198	H American	56 64	
									266	A Loyola Maryland	55 53	
									266	H Loyola Maryland	82 64	
									277	A Delaware St.	68 38	
									279	A Army West Point	94 65	
									279	H Army West Point	89 72	
									318	A Navy	60 53	
									318	H Navy	70 40	
									323	A Saint Peter's	80 71	
									346	H Central Conn. St.	70 51	
LAST 10 Division I												
266	H Loyola Maryland	82 64	121	A Holy Cross	62 65							
130	A Boston U.	47 48	161	H Lafayette	73 66							
50	A Bucknell	56 67	279	A Army West Point	94 65							
102	H Colgate	73 82	198	H American	56 64							
279	H Army West Point	89 72	161	A Lafayette	53 61							

Non-Div I Games: Bloomsburg 91 43

Lehigh

Liberty

Through Games Of March 2, 2020

Average RPI Win: 211	WON-LOST	WINNING	LAST 10	STRENGTH OF	OPP. STRENGTH	TEAM	ADJ.	CONF.	ADJ CONF.
Average RPI Loss: 109	RECORD	PCT. RANK	GAMES	SCHEDULE	OF SCHEDULE	RPI	RPI	RPI	RPI
DIV. I ONLY	18- 11	98	7-3	112	170	98	98	16	16
DIV. I NON-CONF.	7- 6	161	0	67	184	95	95	14	14
TOTALS	RPI 1-25	RPI 26-50	W-L RECORDS	RPI 51-100	RPI 101-150	RPI 150+			
18- 11	0- 1	1- 4	OVERALL	0- 0	2- 4	15- 2			
7- 5	0- 0	0- 1	HOME	0- 0	1- 2	6- 2			
9- 5	0- 0	0- 3	AWAY	0- 0	1- 2	8- 0			
2- 1	0- 1	1- 0	NEUTRAL	0- 0	0- 0	1- 0			
7- 6	0- 1	1- 2	NON-CONFERENCE	0- 0	1- 1	5- 2			
1- 3	0- 0	0- 0	HOME	0- 0	0- 1	1- 2			
4- 2	0- 0	0- 2	AWAY	0- 0	1- 0	3- 0			
2- 1	0- 1	1- 0	NEUTRAL	0- 0	0- 0	1- 0			
11- 5	0- 0	0- 2	CONFERENCE	0- 0	1- 3	10- 0			
6- 2	0- 0	0- 1	HOME	0- 0	1- 1	5- 0			
5- 3	0- 0	0- 1	AWAY	0- 0	0- 2	5- 0			
0- 0	0- 0	0- 0	NEUTRAL	0- 0	0- 0	0- 0			

RPI 1-25				RPI 26-50				RPI 51-100				Team's RPI: 98		RPI 101+			
RPI	S	Opponent	Score	RPI	S	Opponent	Score	RPI	S	Opponent	Score			RPI	S	Opponent	Score
18	N	Oregon St.	55 68	32	A	Virginia Tech	69 73							136	H	UNC Greensboro	53 58
				34	A	FGCU	57 64							139	A	North Florida	50 65
				34	H	FGCU	65 74							139	H	North Florida	76 54
				36	A	James Madison	53 76							144	A	North Ala.	75 86
				41	N	Bradley	75 63							144	H	North Ala.	71 76
														148	A	Hampton	83 59
														152	A	Jacksonville	65 59
														152	H	Jacksonville	85 76
														156	A	Norfolk St.	67 48
														193	H	Chattanooga	54 71
														211	A	UMKC	68 44
														212	N	Miami (OH)	65 53
														225	A	Kennesaw St.	76 70
														225	H	Kennesaw St.	76 66
														227	A	Stetson	57 48
														227	H	Stetson	73 53
														235	H	East Carolina	81 66
														255	A	Lipscomb	79 70
														255	H	Lipscomb	64 60
														275	A	Saint Francis (PA)	71 52
														289	H	ETSU	62 63
														330	A	NJIT	67 53
														330	H	NJIT	66 48
LAST 10 Division I																	
				225	A	Kennesaw St.	76 70			152	A	Jacksonville	65 59				
				255	A	Lipscomb	79 70			144	A	North Ala.	75 86				
				139	H	North Florida	76 54			225	H	Kennesaw St.	76 66				
				227	H	Stetson	73 53			34	H	FGCU	65 74				
				330	H	NJIT	66 48			139	A	North Florida	50 65				

Non-Div I Games:

Liberty

Loss, Non-Conf, S Site, H Home A Away N Neutral

Average RPI Win:	256	WON-LOST	WINNING	LAST 10	STRENGTH OF	OPP. STRENGTH	TEAM	ADJ.	CONF.	ADJ CONF.
Average RPI Loss:	132	RECORD	PCT. RANK	GAMES	SCHEDULE	OF SCHEDULE	RPI	RPI	RPI	RPI
DIV. I ONLY	6- 22	315	2-8	79	212	255	255	16	16	
DIV. I NON-CONF.	2- 10	313	0	35	298	230	230	14	14	
TOTALS	RPI 1-25	RPI 26-50	W-L RECORDS	RPI 51-100	RPI 101-150	RPI 150+				
6- 22	0- 0	0- 5	OVERALL	0- 5	1- 3	5- 9				
2- 10	0- 0	0- 1	HOME	0- 2	0- 2	2- 5				
4- 10	0- 0	0- 4	AWAY	0- 1	1- 1	3- 4				
0- 2	0- 0	0- 0	NEUTRAL	0- 2	0- 0	0- 0				
2- 10	0- 0	0- 3	NON-CONFERENCE	0- 3	0- 0	2- 4				
1- 3	0- 0	0- 0	HOME	0- 1	0- 0	1- 2				
1- 5	0- 0	0- 3	AWAY	0- 0	0- 0	1- 2				
0- 2	0- 0	0- 0	NEUTRAL	0- 2	0- 0	0- 0				
4- 12	0- 0	0- 2	CONFERENCE	0- 2	1- 3	3- 5				
1- 7	0- 0	0- 1	HOME	0- 1	0- 2	1- 3				
3- 5	0- 0	0- 1	AWAY	0- 1	1- 1	2- 2				
0- 0	0- 0	0- 0	NEUTRAL	0- 0	0- 0	0- 0				

RPI S	Opponent	Score	RPI S	Opponent	Score	RPI S	Opponent	Score	RPI S	Opponent	Score	Team's RPI: 255
34	A FGCU	56 82	34	H FGCU	45 78	54	N Marist	63 74	139	A North Florida	73 66	
47	A UT Martin	67 83	48	A Dayton	60 82	56	H Belmont	68 69	139	H North Florida	60 68	
48	A Dayton	60 82	49	A Middle Tenn.	49 70	90	N Rider	76 81	144	A North Ala.	58 91	
						98	A Liberty	60 64	144	H North Ala.	72 84	
						98	H Liberty	70 79	152	A Jacksonville	53 76	
									152	H Jacksonville	64 73	
									177	H Northern Ky.	71 69	
									208	H Eastern Ill.	56 66	
									210	A Tennessee Tech	58 78	
									225	A Kennesaw St.	60 88	
									225	H Kennesaw St.	66 74	
									227	A Stetson	65 59	
									227	H Stetson	34 48	
									233	H Murray St.	57 67	
									236	A Jacksonville St.	63 65	
									330	A NJIT	65 57	
									330	H NJIT	68 66	
									333	A Tennessee St.	74 64	
LAST 10 Division I												
98	H Liberty	70 79	144	A North Ala.	58 91							
152	A Jacksonville	53 76	225	A Kennesaw St.	60 88							
139	A North Florida	73 66	227	H Stetson	34 48							
330	H NJIT	68 66	152	H Jacksonville	64 73							
34	H FGCU	45 78	139	H North Florida	60 68							

Non-Div I Games: Queens (NC) 86 45

Lipscomb

Loss, Non-Conf, S Site, H Home A Away N Neutral

Little Rock

Through Games Of March 2, 2020

Average RPI Win:	265	WON-LOST	WINNING	LAST 10	STRENGTH OF	OPP. STRENGTH	TEAM	ADJ.	CONF.	ADJ CONF.
Average RPI Loss:	126	RECORD	PCT. RANK	GAMES	SCHEDULE	OF SCHEDULE	RPI	RPI	RPI	RPI
DIV. I ONLY	11- 16	228	5-5	157	172	202	202	21	21	
DIV. I NON-CONF.	2- 9	304	0	54	37	246	246	20	20	
TOTALS	RPI 1-25	RPI 26-50	W-L RECORDS	RPI 51-100	RPI 101-150	RPI 150+				
11- 16	0- 2	0- 4	OVERALL	0- 2	0- 2	11- 6				
6- 6	0- 0	0- 1	HOME	0- 1	0- 1	6- 3				
5- 10	0- 2	0- 3	AWAY	0- 1	0- 1	5- 3				
0- 0	0- 0	0- 0	NEUTRAL	0- 0	0- 0	0- 0				
2- 9	0- 2	0- 3	NON-CONFERENCE	0- 1	0- 0	2- 3				
2- 3	0- 0	0- 1	HOME	0- 0	0- 0	2- 2				
0- 6	0- 2	0- 2	AWAY	0- 1	0- 0	0- 1				
0- 0	0- 0	0- 0	NEUTRAL	0- 0	0- 0	0- 0				
9- 7	0- 0	0- 1	CONFERENCE	0- 1	0- 2	9- 3				
4- 3	0- 0	0- 0	HOME	0- 1	0- 1	4- 1				
5- 4	0- 0	0- 1	AWAY	0- 0	0- 1	5- 2				
0- 0	0- 0	0- 0	NEUTRAL	0- 0	0- 0	0- 0				

RPI 1-25				RPI 26-50				RPI 51-100				RPI 101+ Team's RPI: 202			
RPI	S	Opponent	Score	RPI	S	Opponent	Score	RPI	S	Opponent	Score	RPI	S	Opponent	Score
14	A	Mississippi St.	50 89	31	A	Western Ky.	58 77	62	A	Rice	40 66	105	A	UT Arlington	58 65
17	A	Texas A&M	35 78	33	H	LSU	50 65	83	H	Coastal Caro.	48 68	105	H	UT Arlington	46 62
				35	A	Arkansas	53 86					185	A	Louisiana	59 44
				43	A	Troy	59 77					194	A	Fla. Atlantic	72 79
												200	H	Memphis	50 68
												234	H	Central Ark.	63 48
												238	A	South Alabama	69 58
												242	H	Tulsa	63 51
												247	H	Appalachian St.	68 63
												252	A	Texas St.	78 66
												252	H	Texas St.	47 50
												254	A	Arkansas St.	54 72
												254	H	Arkansas St.	67 58
												272	H	Louisiana Tech	38 43
												300	A	Ga. Southern	65 49
												300	H	Ga. Southern	58 46
												313	A	Georgia St.	43 58
												313	H	Georgia St.	66 46
												348	A	La.-Monroe	70 50
LAST 10 Division I															
254	A	Arkansas St.	54 72	313	A	Georgia St.	43 58								
238	A	South Alabama	69 58	300	A	Ga. Southern	65 49								
43	A	Troy	59 77	185	A	Louisiana	59 44								
105	H	UT Arlington	46 62	247	H	Appalachian St.	68 63								
252	H	Texas St.	47 50	348	A	La.-Monroe	70 50								

Non-Div I Games:

Little Rock

Loss, Non-Conf, S Site, H Home A Away N Neutral

Average RPI Win:	262	WON-LOST	WINNING	LAST 10	STRENGTH OF	OPP. STRENGTH	TEAM	ADJ.	CONF.	ADJ CONF.
Average RPI Loss:	214	RECORD	PCT. RANK	GAMES	SCHEDULE	OF SCHEDULE	RPI	RPI	RPI	RPI
DIV. I ONLY	10- 16	241	4-6	336	207	292	292	28	28	
DIV. I NON-CONF.	4- 8	235	0	294	59	273	273	26	26	
TOTALS	RPI 1-25	RPI 26-50	W-L RECORDS	RPI 51-100	RPI 101-150	RPI 150+				
10- 16	0- 2	0- 0	OVERALL	0- 1	0- 1	10- 12				
6- 4	0- 1	0- 0	HOME	0- 0	0- 0	6- 3				
2- 12	0- 1	0- 0	AWAY	0- 1	0- 1	2- 9				
2- 0	0- 0	0- 0	NEUTRAL	0- 0	0- 0	2- 0				
4- 8	0- 2	0- 0	NON-CONFERENCE	0- 1	0- 1	4- 4				
1- 3	0- 1	0- 0	HOME	0- 0	0- 0	1- 2				
1- 5	0- 1	0- 0	AWAY	0- 1	0- 1	1- 2				
2- 0	0- 0	0- 0	NEUTRAL	0- 0	0- 0	2- 0				
6- 8	0- 0	0- 0	CONFERENCE	0- 0	0- 0	6- 8				
5- 1	0- 0	0- 0	HOME	0- 0	0- 0	5- 1				
1- 7	0- 0	0- 0	AWAY	0- 0	0- 0	1- 7				
0- 0	0- 0	0- 0	NEUTRAL	0- 0	0- 0	0- 0				

RPI 1-25				RPI 26-50				RPI 51-100				RPI 101+ Team's RPI: 292			
RPI	S	Opponent	Score	RPI	S	Opponent	Score	RPI	S	Opponent	Score	RPI	S	Opponent	Score
2	H	Oregon	45 81					84	A	Southern California	40 57	131	A	California	45 68
13	A	UCLA	51 86									165	A	UC Davis	55 57
												195	A	Santa Clara	54 46
												207	A	Hawaii	44 68
												207	H	Hawaii	62 55
												213	N	Penn St.	64 56
												216	A	Cal St. Fullerton	65 69
												264	A	UC Santa Barbara	47 55
												264	H	UC Santa Barbara	59 53
												269	H	Air Force	74 68
												276	A	UC Irvine	56 46
												276	H	UC Irvine	61 70
												278	H	Utah St.	48 56
												284	A	CSUN	54 66
												284	H	CSUN	60 52
												288	H	LMU (CA)	57 70
												291	A	California Baptist	70 79
												299	N	UTRGV	69 65
												304	A	UC Riverside	57 58
												304	H	UC Riverside	73 67
												309	A	Seattle U	54 66
												310	A	Cal Poly	41 61
												310	H	Cal Poly	72 69
LAST 10 Division I															
				264	A	UC Santa Barbara	47 55					310	A	Cal Poly	41 61
				284	A	CSUN	54 66					207	A	Hawaii	44 68
				276	H	UC Irvine	61 70					304	H	UC Riverside	73 67
				304	A	UC Riverside	57 58					276	A	UC Irvine	56 46
				264	H	UC Santa Barbara	59 53					207	H	Hawaii	62 55

Non-Div I Games: Westcliff 94 47 Bethesda (CA) 90 43

Long Beach St.

Loss, Non-Conf, S Site, H Home A Away N Neutral

Average RPI Win:	273	WON-LOST	WINNING	LAST 10	STRENGTH OF	OPP. STRENGTH	TEAM	ADJ.	CONF.	ADJ CONF.
Average RPI Loss:	182	RECORD	PCT. RANK	GAMES	SCHEDULE	OF SCHEDULE	RPI	RPI	RPI	RPI
DIV. I ONLY	10- 17	252	2-8	231	300	273	273	25	25	
DIV. I NON-CONF.	4- 5	195	0	274	229	243	243	28	28	
TOTALS	RPI 1-25	RPI 26-50	W-L RECORDS	RPI 51-100	RPI 101-150	RPI 150+				
10- 17	0- 0	0- 1	OVERALL	0- 0	0- 5	10- 11				
6- 7	0- 0	0- 0	HOME	0- 0	0- 2	6- 5				
4- 10	0- 0	0- 1	AWAY	0- 0	0- 3	4- 6				
0- 0	0- 0	0- 0	NEUTRAL	0- 0	0- 0	0- 0				
4- 5	0- 0	0- 1	NON-CONFERENCE	0- 0	0- 1	4- 3				
3- 1	0- 0	0- 0	HOME	0- 0	0- 0	3- 1				
1- 4	0- 0	0- 1	AWAY	0- 0	0- 1	1- 2				
0- 0	0- 0	0- 0	NEUTRAL	0- 0	0- 0	0- 0				
6- 12	0- 0	0- 0	CONFERENCE	0- 0	0- 4	6- 8				
3- 6	0- 0	0- 0	HOME	0- 0	0- 2	3- 4				
3- 6	0- 0	0- 0	AWAY	0- 0	0- 2	3- 4				
0- 0	0- 0	0- 0	NEUTRAL	0- 0	0- 0	0- 0				

RPI 1-25			RPI 26-50			RPI 51-100			RPI 101+			Team's RPI: 273
RPI	S	Opponent	Score	RPI	S	Opponent	Score	RPI	S	Opponent	Score	
				36	A	James Madison	53 93					
								119	A	Campbell	76 81	
								119	H	Campbell	55 70	
								133	A	Florida	54 71	
								148	A	Hampton	55 73	
								148	H	Hampton	76 90	
								156	A	Norfolk St.	46 49	
								173	A	High Point	79 86	
								173	H	High Point	69 76	
								180	A	Gardner-Webb	70 73	
								180	H	Gardner-Webb	80 70	
								191	A	Radford	76 88	
								191	H	Radford	61 62	
								205	H	Brown	86 76	
								235	H	East Carolina	61 64	
								250	A	UNC Asheville	54 51	
								250	H	UNC Asheville	73 56	
								258	A	Winthrop	63 74	
								258	H	Winthrop	60 63	
								270	A	Wofford	76 79	
								271	H	UNCW	59 58	
								277	H	Delaware St.	78 62	
								307	A	Presbyterian	71 60	
								307	H	Presbyterian	77 82	
								315	A	UMES	71 62	
								328	A	USC Upstate	70 62	
								343	H	Charleston So.	84 64	
LAST 10 Division I												
				173	A	High Point	79 86					
				258	H	Winthrop	60 63					
				119	A	Campbell	76 81					
				191	A	Radford	76 88					
				148	H	Hampton	76 90					
				180	A	Gardner-Webb	70 73					
				307	H	Presbyterian	77 82					
				250	A	UNC Asheville	54 51					
				148	A	Hampton	55 73					
				250	H	UNC Asheville	73 56					

Non-Div I Games:

Longwood

■ Loss,
 ■ Non-Conf,
 S Site,
 ■ Home
 ■ Away
 N Neutral

Louisiana

Through Games Of March 2, 2020

Average RPI Win:	260	WON-LOST	WINNING	LAST 10	STRENGTH OF	OPP. STRENGTH	TEAM	ADJ.	CONF.	ADJ CONF.
Average RPI Loss:	169	RECORD	PCT. RANK	GAMES	SCHEDULE	OF SCHEDULE	RPI	RPI	RPI	RPI
DIV. I ONLY	14- 11	138	5-5	281	265	185	185	21	21	
DIV. I NON-CONF.	5- 4	140	0	251	270	160	160	20	20	
TOTALS	RPI 1-25	RPI 26-50	W-L RECORDS	RPI 51-100	RPI 101-150	RPI 150+				
14- 11	0- 1	1- 1	OVERALL	0- 1	0- 2	13- 6				
6- 4	0- 1	0- 1	HOME	0- 0	0- 0	6- 2				
8- 7	0- 0	1- 0	AWAY	0- 1	0- 2	7- 4				
0- 0	0- 0	0- 0	NEUTRAL	0- 0	0- 0	0- 0				
5- 4	0- 1	0- 0	NON-CONFERENCE	0- 0	0- 1	5- 2				
2- 1	0- 1	0- 0	HOME	0- 0	0- 0	2- 0				
3- 3	0- 0	0- 0	AWAY	0- 0	0- 1	3- 2				
0- 0	0- 0	0- 0	NEUTRAL	0- 0	0- 0	0- 0				
9- 7	0- 0	1- 1	CONFERENCE	0- 1	0- 1	8- 4				
4- 3	0- 0	0- 1	HOME	0- 0	0- 0	4- 2				
5- 4	0- 0	1- 0	AWAY	0- 1	0- 1	4- 2				
0- 0	0- 0	0- 0	NEUTRAL	0- 0	0- 0	0- 0				

RPI 1-25				RPI 26-50				RPI 51-100				RPI 101+ Team's RPI: 185			
RPI	S	Opponent	Score	RPI	S	Opponent	Score	RPI	S	Opponent	Score	RPI	S	Opponent	Score
14	H	Mississippi St.	48 64	43	A	Troy	79 73	83	A	Coastal Caro.	74 83	105	A	UT Arlington	52 79
				43	H	Troy	64 67					150	A	Sam Houston St.	73 77
												158	A	Jackson St.	54 65
												169	A	New Orleans	65 60
												202	H	Little Rock	44 59
												237	H	Southeastern La.	60 50
												238	A	South Alabama	63 78
												238	H	South Alabama	73 68
												247	A	Appalachian St.	57 51
												248	A	North Texas	66 69
												252	A	Texas St.	73 67
												254	H	Arkansas St.	83 43
												261	A	Lamar University	74 63
												285	A	Ole Miss	53 42
												300	A	Ga. Southern	67 83
												300	H	Ga. Southern	72 60
												313	A	Georgia St.	75 65
												313	H	Georgia St.	53 61
												345	H	McNeese	75 55
												348	A	La.-Monroe	62 49
												348	H	La.-Monroe	68 55
LAST 10 Division I															
				83	A	Coastal Caro.	74 83	43	H	Troy	64 67				
				247	A	Appalachian St.	57 51	238	A	South Alabama	63 78				
				348	A	La.-Monroe	62 49	202	H	Little Rock	44 59				
				300	H	Ga. Southern	72 60	348	H	La.-Monroe	68 55				
				313	H	Georgia St.	53 61	254	H	Arkansas St.	83 43				

Non-Div I Games: Loyola (LA) 67 51 Xavier (LA) 62 49

Louisiana

Loss, Non-Conf, S Site, H Home A Away N Neutral

Average RPI Win:	245	WON-LOST	WINNING	LAST 10	STRENGTH OF	OPP. STRENGTH	TEAM	ADJ.	CONF.	ADJ CONF.
Average RPI Loss:	156	RECORD	PCT. RANK	GAMES	SCHEDULE	OF SCHEDULE	RPI	RPI	RPI	RPI
DIV. I ONLY	11- 14	213	3-7	283	157	272	272	13	13	
DIV. I NON-CONF.	6- 3	90	0	347	283	259	259	16	16	
TOTALS	RPI 1-25	RPI 26-50	W-L RECORDS	RPI 51-100	RPI 101-150	RPI 150+				
11- 14	0- 1	1- 1	OVERALL	0- 3	0- 1	10- 8				
9- 6	0- 0	1- 1	HOME	0- 1	0- 1	8- 3				
2- 8	0- 1	0- 0	AWAY	0- 2	0- 0	2- 5				
0- 0	0- 0	0- 0	NEUTRAL	0- 0	0- 0	0- 0				
6- 3	0- 0	0- 0	NON-CONFERENCE	0- 0	0- 0	6- 3				
5- 1	0- 0	0- 0	HOME	0- 0	0- 0	5- 1				
1- 2	0- 0	0- 0	AWAY	0- 0	0- 0	1- 2				
0- 0	0- 0	0- 0	NEUTRAL	0- 0	0- 0	0- 0				
5- 11	0- 1	1- 1	CONFERENCE	0- 3	0- 1	4- 5				
4- 5	0- 0	1- 1	HOME	0- 1	0- 1	3- 2				
1- 6	0- 1	0- 0	AWAY	0- 2	0- 0	1- 3				
0- 0	0- 0	0- 0	NEUTRAL	0- 0	0- 0	0- 0				

RPI 1-25				RPI 26-50				RPI 51-100				RPI 101+ Team's RPI: 272			
RPI	S	Opponent	Score	RPI	S	Opponent	Score	RPI	S	Opponent	Score	RPI	S	Opponent	Score
23	A	Old Dominion	61 77	31	H	Western Ky.	75 84	55	A	Charlotte	37 55	124	H	UAB	51 71
				49	H	Middle Tenn.	78 60	62	A	Rice	47 60	171	H	Wichita St.	80 88
								62	H	Rice	60 73	194	A	Fla. Atlantic	75 77
												200	H	Memphis	83 74
												202	A	Little Rock	43 38
												203	A	Southern Miss.	60 66
												203	H	Southern Miss.	61 63
												209	A	Houston	53 67
												214	H	UTEP	87 80
												237	H	Southeastern La.	92 78
												246	H	Marshall	60 50
												248	A	North Texas	69 74
												254	H	Arkansas St.	67 54
												285	A	Ole Miss	53 76
												301	A	FIU	68 44
												301	H	FIU	62 52
												311	H	UTSA	73 82
												345	H	McNeese	79 54
												347	H	Grambling	70 66
LAST 10 Division I															
				62	H	Rice	60 73	246	H	Marshall	60 50				
				301	H	FIU	62 52	31	H	Western Ky.	75 84				
				203	H	Southern Miss.	61 63	23	A	Old Dominion	61 77				
				194	A	Fla. Atlantic	75 77	55	A	Charlotte	37 55				
				301	A	FIU	68 44	124	H	UAB	51 71				

Non-Div I Games: Loyola (LA) 71 52 LSU-Alexandria 93 61

Louisiana Tech

Loss, Non-Conf, S Site, H Home A Away N Neutral

Louisville

Through Games Of March 2, 2020

Average RPI Win:	103	WON-LOST	WINNING	LAST 10	STRENGTH OF	OPP. STRENGTH	TEAM	ADJ.	CONF.	ADJ CONF.
Average RPI Loss:	55	RECORD	PCT. RANK	GAMES	SCHEDULE	OF SCHEDULE	RPI	RPI	RPI	RPI
DIV. I ONLY	27- 3	7	8-2	26	20	5	5	5	5	5
DIV. I NON-CONF.	11- 1	13	0	5	8	1	1	4	4	4
TOTALS	RPI 1-25	RPI 26-50	W-L RECORDS	RPI 51-100	RPI 101-150	RPI 150+				
27- 3	5- 1	3- 1	OVERALL	7- 0	6- 1	6- 0				
13- 1	2- 0	2- 1	HOME	3- 0	3- 0	3- 0				
11- 2	2- 1	1- 0	AWAY	3- 0	2- 1	3- 0				
3- 0	1- 0	0- 0	NEUTRAL	1- 0	1- 0	0- 0				
11- 1	3- 1	2- 0	NON-CONFERENCE	2- 0	1- 0	3- 0				
5- 0	1- 0	1- 0	HOME	1- 0	0- 0	2- 0				
3- 1	1- 1	1- 0	AWAY	0- 0	0- 0	1- 0				
3- 0	1- 0	0- 0	NEUTRAL	1- 0	1- 0	0- 0				
16- 2	2- 0	1- 1	CONFERENCE	5- 0	5- 1	3- 0				
8- 1	1- 0	1- 1	HOME	2- 0	3- 0	1- 0				
8- 1	1- 0	0- 0	AWAY	3- 0	2- 1	2- 0				
0- 0	0- 0	0- 0	NEUTRAL	0- 0	0- 0	0- 0				

RPI	S	Opponent	Score	RPI	S	Opponent	Score	RPI	S	Opponent	Score	RPI	S	Opponent	Score
2	N	Oregon	72 62	31	H	Western Ky.	75 56	51	N	Oklahoma St.	69 48	101	A	Notre Dame	86 54
16	H	Central Mich.	76 63	32	H	Virginia Tech	70 53	57	H	Virginia	71 56	101	H	Notre Dame	82 49
21	A	NC State	66 59	39	H	Florida St.	59 67	64	A	Boston College	81 70	103	A	Syracuse	51 59
22	A	Ohio St.	60 67	47	A	UT Martin	71 63	64	H	Boston College	68 48	103	H	Syracuse	62 58
24	H	Duke	60 55					71	A	Georgia Tech	58 47	105	N	UT Arlington	76 67
25	A	Kentucky	67 66					95	H	Boise St.	98 82	127	H	Wake Forest	75 61
								97	A	Miami (FL)	87 41	138	A	North Carolina	74 67
												177	A	Northern Ky.	85 57
												193	H	Chattanooga	86 37
												228	A	Clemson	75 50
												233	H	Murray St.	76 40
												293	A	Pittsburgh	79 47
												293	H	Pittsburgh	83 49
LAST 10 Division I															
32	H	Virginia Tech	70 53	21	A	NC State	66 59	103	A	Syracuse	51 59	39	H	Florida St.	59 67
64	H	Boston College	68 48	101	A	Notre Dame	86 54	293	H	Pittsburgh	83 49				
293	A	Pittsburgh	79 47												
71	A	Georgia Tech	58 47												
101	H	Notre Dame	82 49												

Non-Div I Games:

Louisville

■ Loss,
 ■ Non-Conf,
 ■ S Site,
 ■ H Home
 ■ A Away
 N Neutral

Loyola Chicago

Through Games Of March 2, 2020

Average RPI Win:	246	WON-LOST	WINNING	LAST 10	STRENGTH OF	OPP. STRENGTH	TEAM	ADJ.	CONF.	ADJ CONF.
Average RPI Loss:	68	RECORD	PCT. RANK	GAMES	SCHEDULE	OF SCHEDULE	RPI	RPI	RPI	RPI
DIV. I ONLY	15- 12	142	2-8	207	125	162	162	8	8	
DIV. I NON-CONF.	9- 2	37	0	306	301	129	129	7	7	
TOTALS	RPI 1-25	RPI 26-50	W-L RECORDS	RPI 51-100	RPI 101-150	RPI 150+				
15- 12	0- 2	0- 4	OVERALL	1- 3	2- 3	12- 0				
7- 7	0- 2	0- 2	HOME	1- 1	1- 2	5- 0				
8- 5	0- 0	0- 2	AWAY	0- 2	1- 1	7- 0				
0- 0	0- 0	0- 0	NEUTRAL	0- 0	0- 0	0- 0				
9- 2	0- 1	0- 0	NON-CONFERENCE	0- 0	1- 1	8- 0				
3- 2	0- 1	0- 0	HOME	0- 0	0- 1	3- 0				
6- 0	0- 0	0- 0	AWAY	0- 0	1- 0	5- 0				
0- 0	0- 0	0- 0	NEUTRAL	0- 0	0- 0	0- 0				
6- 10	0- 1	0- 4	CONFERENCE	1- 3	1- 2	4- 0				
4- 5	0- 1	0- 2	HOME	1- 1	1- 1	2- 0				
2- 5	0- 0	0- 2	AWAY	0- 2	0- 1	2- 0				
0- 0	0- 0	0- 0	NEUTRAL	0- 0	0- 0	0- 0				

RPI 1-25				RPI 26-50				RPI 51-100				RPI 101+ Team's RPI: 162			
RPI	S	Opponent	Score	RPI	S	Opponent	Score	RPI	S	Opponent	Score	RPI	S	Opponent	Score
9	H	Missouri St.	72 74	26	A	Drake	52 80	61	A	Illinois St.	85 86	104	H	Southern Ill.	51 49
20	H	DePaul	76 83	26	H	Drake	75 83	61	H	Illinois St.	69 64	140	A	Portland	78 64
				41	A	Bradley	50 71	75	A	UNI	50 70	146	H	Western Mich.	60 70
				41	H	Bradley	47 60	75	H	UNI	70 73	149	A	Valparaiso	64 66
												149	H	Valparaiso	57 70
												174	H	Dartmouth	61 40
												208	A	Eastern Ill.	67 51
												211	A	UMKC	72 67
												257	H	Bowling Green	84 76
												274	A	Indiana St.	58 51
												274	H	Indiana St.	65 55
												306	H	Vermont	78 76
												331	A	Evansville	71 61
												331	H	Evansville	77 47
												334	A	Detroit Mercy	89 60
												338	A	SIUE	63 50
												349	A	Chicago St.	98 53
LAST 10 Division I															
75	H	UNI	70 73	331	H	Evansville	77 47								
26	H	Drake	75 83	274	H	Indiana St.	65 55								
149	H	Valparaiso	57 70	26	A	Drake	52 80								
41	A	Bradley	50 71	75	A	UNI	50 70								
61	A	Illinois St.	85 86	149	A	Valparaiso	64 66								

Non-Div I Games:

Loyola Chicago

Loss, Non-Conf, S Site, H Home A Away N Neutral

Loyola Maryland

Through Games Of March 2, 2020

Average RPI Win:	244	WON-LOST	WINNING	LAST 10	STRENGTH OF	OPP. STRENGTH	TEAM	ADJ.	CONF.	ADJ CONF.
Average RPI Loss:	144	RECORD	PCT. RANK	GAMES	SCHEDULE	OF SCHEDULE	RPI	RPI	RPI	RPI
DIV. I ONLY	8- 20	294	4-6	145	167	266	266	15	15	
DIV. I NON-CONF.	3- 8	268	0	150	169	245	245	15	15	
TOTALS	RPI 1-25	RPI 26-50	W-L RECORDS	RPI 51-100	RPI 101-150	RPI 150+				
8- 20	0- 2	1- 1	OVERALL	0- 0	0- 9	7- 8				
6- 6	0- 0	1- 0	HOME	0- 0	0- 4	5- 2				
2- 13	0- 2	0- 1	AWAY	0- 0	0- 5	2- 5				
0- 1	0- 0	0- 0	NEUTRAL	0- 0	0- 0	0- 1				
3- 8	0- 2	0- 0	NON-CONFERENCE	0- 0	0- 2	3- 4				
2- 1	0- 0	0- 0	HOME	0- 0	0- 0	2- 1				
1- 6	0- 2	0- 0	AWAY	0- 0	0- 2	1- 2				
0- 1	0- 0	0- 0	NEUTRAL	0- 0	0- 0	0- 1				
5- 12	0- 0	1- 1	CONFERENCE	0- 0	0- 7	4- 4				
4- 5	0- 0	1- 0	HOME	0- 0	0- 4	3- 1				
1- 7	0- 0	0- 1	AWAY	0- 0	0- 3	1- 3				
0- 0	0- 0	0- 0	NEUTRAL	0- 0	0- 0	0- 0				

RPI 1-25				RPI 26-50				RPI 51-100				RPI 101+ Team's RPI: 266			
RPI	S	Opponent	Score	RPI	S	Opponent	Score	RPI	S	Opponent	Score	RPI	S	Opponent	Score
3	A	Maryland	45 105	50	A	Bucknell	42 66					101	A	Notre Dame	60 84
7	A	Northwestern	46 67	50	H	Bucknell	60 50					102	A	Colgate	70 79
												102	H	Colgate	74 76
												121	H	Holy Cross	56 64
												130	A	Boston U.	42 44
												130	H	Boston U.	39 41
												137	A	Lehigh	64 82
												137	H	Lehigh	53 55
												142	A	Mt. St. Mary's	75 81
												153	N	Wright St.	51 66
												161	A	Lafayette	52 55
												161	H	Lafayette	65 76
												174	H	Dartmouth	72 56
												194	A	Fla. Atlantic	61 72
												198	A	American	44 63
												198	H	American	56 47
												265	H	Howard	69 75
												279	A	Army West Point	55 75
												279	H	Army West Point	68 59
												297	H	Monmouth	64 48
												314	A	St. Francis Brooklyn	78 89
												317	A	Fairleigh Dickinson	75 46
												318	A	Navy	50 44
												318	H	Navy	64 54
LAST 10 Division I															
				137	A	Lehigh	64 82					198	H	American	56 47
				318	H	Navy	64 54					50	A	Bucknell	42 66
				161	H	Lafayette	65 76					318	A	Navy	50 44
				279	A	Army West Point	55 75					130	H	Boston U.	39 41
				102	A	Colgate	70 79					50	H	Bucknell	60 50

Non-Div I Games:

Loyola Maryland

Loss, Non-Conf, S Site, H Home A Away N Neutral

Maine

Through Games Of March 2, 2020

Average RPI Win:	256	WON-LOST	WINNING	LAST 10	STRENGTH OF	OPP. STRENGTH	TEAM	ADJ.	CONF.	ADJ CONF.
Average RPI Loss:	121	RECORD	PCT. RANK	GAMES	SCHEDULE	OF SCHEDULE	RPI	RPI	RPI	RPI
DIV. I ONLY	15- 14	164	9-1	174	209	172	172	26	26	
DIV. I NON-CONF.	3- 10	282	0	97	24	234	234	27	27	
TOTALS	RPI 1-25	RPI 26-50	W-L RECORDS	RPI 51-100	RPI 101-150	RPI 150+				
15- 14	0- 1	0- 4	OVERALL	1- 1	1- 2	13- 6				
9- 4	0- 0	0- 0	HOME	1- 0	1- 2	7- 2				
6- 7	0- 1	0- 1	AWAY	0- 1	0- 0	6- 4				
0- 3	0- 0	0- 3	NEUTRAL	0- 0	0- 0	0- 0				
3- 10	0- 1	0- 4	NON-CONFERENCE	0- 0	1- 2	2- 3				
2- 3	0- 0	0- 0	HOME	0- 0	1- 2	1- 1				
1- 4	0- 1	0- 1	AWAY	0- 0	0- 0	1- 2				
0- 3	0- 0	0- 3	NEUTRAL	0- 0	0- 0	0- 0				
12- 4	0- 0	0- 0	CONFERENCE	1- 1	0- 0	11- 3				
7- 1	0- 0	0- 0	HOME	1- 0	0- 0	6- 1				
5- 3	0- 0	0- 0	AWAY	0- 1	0- 0	5- 2				
0- 0	0- 0	0- 0	NEUTRAL	0- 0	0- 0	0- 0				

RPI	S	Opponent	Score	RPI	S	Opponent	Score	RPI	S	Opponent	Score	RPI	S	Opponent	Score	Team's RPI: 172
21	A	NC State	34 62	26	N	Drake	62 94	81	A	Stony Brook	69 73	120	H	Green Bay	61 60	
				30	N	Arizona St.	31 57	81	H	Stony Brook	64 62	122	H	Harvard	40 69	
				40	A	Drexel	57 70					130	H	Boston U.	49 62	
				48	N	Dayton	49 78					151	H	Northeastern	58 66	
												164	A	Binghamton	63 73	
												164	H	Binghamton	75 65	
												174	A	Dartmouth	41 57	
												179	A	Delaware	69 56	
												205	A	Brown	70 76	
												218	A	UMass Lowell	57 66	
												218	H	UMass Lowell	77 53	
												267	A	New Hampshire	71 62	
												267	H	New Hampshire	67 50	
												290	A	UMBC	66 54	
												290	H	UMBC	54 74	
												306	A	Vermont	65 47	
												306	H	Vermont	70 59	
												318	H	Navy	46 41	
												319	A	Albany (NY)	65 44	
												319	H	Albany (NY)	60 49	
												344	A	Hartford	69 52	
												344	H	Hartford	87 73	
LAST 10 Division I																
290	A	UMBC	66 54	164	H	Binghamton	75 65									
267	A	New Hampshire	71 62	306	H	Vermont	70 59									
81	H	Stony Brook	64 62	344	A	Hartford	69 52									
319	A	Albany (NY)	65 44	290	H	UMBC	54 74									
218	H	UMass Lowell	77 53	306	A	Vermont	65 47									

Non-Div I Games: Husson 104 43

Maine

Loss, Non-Conf, S Site, H Home A Away N Neutral

Manhattan

Through Games Of March 2, 2020

Average RPI Win:	275	WON-LOST	WINNING	LAST 10	STRENGTH OF	OPP. STRENGTH	TEAM	ADJ.	CONF.	ADJ CONF.
Average RPI Loss:	136	RECORD	PCT. RANK	GAMES	SCHEDULE	OF SCHEDULE	RPI	RPI	RPI	RPI
DIV. I ONLY	14- 14	172	6-4	188	274	186	186	24	24	
DIV. I NON-CONF.	3- 6	235	0	92	220	202	202	25	25	
TOTALS	RPI 1-25	RPI 26-50	W-L RECORDS	RPI 51-100	RPI 101-150	RPI 150+				
14- 14	0- 0	0- 0	OVERALL	0- 8	0- 1	14- 5				
8- 5	0- 0	0- 0	HOME	0- 3	0- 1	8- 1				
6- 9	0- 0	0- 0	AWAY	0- 5	0- 0	6- 4				
0- 0	0- 0	0- 0	NEUTRAL	0- 0	0- 0	0- 0				
3- 6	0- 0	0- 0	NON-CONFERENCE	0- 4	0- 1	3- 1				
2- 2	0- 0	0- 0	HOME	0- 1	0- 1	2- 0				
1- 4	0- 0	0- 0	AWAY	0- 3	0- 0	1- 1				
0- 0	0- 0	0- 0	NEUTRAL	0- 0	0- 0	0- 0				
11- 8	0- 0	0- 0	CONFERENCE	0- 4	0- 0	11- 4				
6- 3	0- 0	0- 0	HOME	0- 2	0- 0	6- 1				
5- 5	0- 0	0- 0	AWAY	0- 2	0- 0	5- 3				
0- 0	0- 0	0- 0	NEUTRAL	0- 0	0- 0	0- 0				

RPI S	Opponent	Score	RPI S	Opponent	Score	RPI S	Opponent	Score	RPI S	Opponent	Score	Team's RPI: 186
						54	A Marist	53 74	123	H Duquesne	65 76	
						54	H Marist	66 71	161	A Lafayette	53 60	
						72	A Villanova	51 63	174	H Dartmouth	70 58	
						81	A Stony Brook	54 59	188	A Quinnipiac	58 70	
						88	A Nebraska	51 71	188	H Quinnipiac	77 62	
						89	H Fordham	45 51	232	A Fairfield	47 87	
						90	A Rider	53 76	232	H Fairfield	51 38	
						90	H Rider	50 55	249	A Iona	59 47	
									249	H Iona	54 32	
									279	H Army West Point	86 56	
									280	A Siena	80 50	
									280	H Siena	49 59	
									282	A Niagara	75 61	
									282	H Niagara	68 65	
									297	A Monmouth	60 62	
									317	A Fairleigh Dickinson	62 61	
									323	A Saint Peter's	85 52	
									323	H Saint Peter's	68 64	
									337	A Canisius	63 56	
									337	H Canisius	68 50	
LAST 10 Division I												
			249	A Iona	59 47				188	H Quinnipiac	77 62	
			232	H Fairfield	51 38				54	A Marist	53 74	
			282	A Niagara	75 61				280	H Siena	49 59	
			337	A Canisius	63 56				323	H Saint Peter's	68 64	
			90	H Rider	50 55				90	A Rider	53 76	

Non-Div I Games:

Manhattan

■ Loss,
■ Non-Conf,
■ S Site,
■ H Home
■ A Away
N Neutral

Average RPI Win: 231	WON-LOST	WINNING	LAST 10	STRENGTH OF	OPP. STRENGTH	TEAM	ADJ.	CONF.	ADJ CONF.
Average RPI Loss: 87	RECORD	PCT. RANK	GAMES	SCHEDULE	OF SCHEDULE	RPI	RPI	RPI	RPI
DIV. I ONLY	23- 4	17	9-1	198	242	54	54	24	24
DIV. I NON-CONF.	7- 2	53	0	72	65	37	37	25	25
TOTALS	RPI 1-25	RPI 26-50	W-L RECORDS	RPI 51-100	RPI 101-150	RPI 150+			
23- 4	0- 2	0- 0	OVERALL	1- 1	4- 0	18- 1			
10- 2	0- 1	0- 0	HOME	0- 1	1- 0	9- 0			
11- 2	0- 1	0- 0	AWAY	1- 0	2- 0	8- 1			
2- 0	0- 0	0- 0	NEUTRAL	0- 0	1- 0	1- 0			
7- 2	0- 2	0- 0	NON-CONFERENCE	0- 0	4- 0	3- 0			
3- 1	0- 1	0- 0	HOME	0- 0	1- 0	2- 0			
2- 1	0- 1	0- 0	AWAY	0- 0	2- 0	0- 0			
2- 0	0- 0	0- 0	NEUTRAL	0- 0	1- 0	1- 0			
16- 2	0- 0	0- 0	CONFERENCE	1- 1	0- 0	15- 1			
7- 1	0- 0	0- 0	HOME	0- 1	0- 0	7- 0			
9- 1	0- 0	0- 0	AWAY	1- 0	0- 0	8- 1			
0- 0	0- 0	0- 0	NEUTRAL	0- 0	0- 0	0- 0			

RPI 1-25				RPI 26-50				RPI 51-100 Team's RPI: 54				RPI 101+			
RPI	S	Opponent	Score	RPI	S	Opponent	Score	RPI	S	Opponent	Score	RPI	S	Opponent	Score
11	H	Princeton	50 62					90	A	Rider	63 58	105	A	UT Arlington	73 57
16	A	Central Mich.	54 77					90	H	Rider	72 76	120	H	Green Bay	72 60
												130	A	Boston U.	89 75
												139	N	North Florida	69 54
												178	H	Elon	63 55
												186	A	Manhattan	71 66
												186	H	Manhattan	74 53
												188	A	Quinnipiac	64 51
												188	H	Quinnipiac	73 60
												232	A	Fairfield	48 52
												232	H	Fairfield	75 45
												249	A	Iona	73 56
												255	N	Lipscomb	74 63
												280	A	Siena	78 55
												282	A	Niagara	94 67
												282	H	Niagara	82 57
												297	A	Monmouth	74 53
												297	H	Monmouth	76 66
												319	H	Albany (NY)	76 52
												323	A	Saint Peter's	82 60
												323	H	Saint Peter's	96 76
												337	A	Canisius	90 59
												337	H	Canisius	86 72
LAST 10 Division I															
188	A	Quinnipiac	64 51	90	A	Rider	63 58								
232	H	Fairfield	75 45	186	H	Manhattan	74 53								
323	A	Saint Peter's	82 60	249	A	Iona	73 56								
280	A	Siena	78 55	282	H	Niagara	82 57								
337	H	Canisius	86 72	232	A	Fairfield	48 52								

Non-Div I Games:

Marist

■ Loss,
 ■ Non-Conf,
 ■ S Site,
 ■ H Home
 ■ A Away
 N Neutral

Average RPI Win:	152	WON-LOST	WINNING	LAST 10	STRENGTH OF	OPP. STRENGTH	TEAM	ADJ.	CONF.	ADJ CONF.
Average RPI Loss:	46	RECORD	PCT. RANK	GAMES	SCHEDULE	OF SCHEDULE	RPI	RPI	RPI	RPI
DIV. I ONLY	22- 7	36	8-2	69	70	28	28	6	6	
DIV. I NON-CONF.	9- 2	37	0	46	84	33	33	6	6	
TOTALS	RPI 1-25	RPI 26-50	W-L RECORDS	RPI 51-100	RPI 101-150	RPI 150+				
22- 7	1- 3	1- 1	OVERALL	8- 3	1- 0	11- 0				
13- 2	1- 2	1- 0	HOME	6- 0	0- 0	5- 0				
8- 5	0- 1	0- 1	AWAY	2- 3	1- 0	5- 0				
1- 0	0- 0	0- 0	NEUTRAL	0- 0	0- 0	1- 0				
9- 2	0- 2	0- 0	NON-CONFERENCE	3- 0	1- 0	5- 0				
4- 2	0- 2	0- 0	HOME	2- 0	0- 0	2- 0				
4- 0	0- 0	0- 0	AWAY	1- 0	1- 0	2- 0				
1- 0	0- 0	0- 0	NEUTRAL	0- 0	0- 0	1- 0				
13- 5	1- 1	1- 1	CONFERENCE	5- 3	0- 0	6- 0				
9- 0	1- 0	1- 0	HOME	4- 0	0- 0	3- 0				
4- 5	0- 1	0- 1	AWAY	1- 3	0- 0	3- 0				
0- 0	0- 0	0- 0	NEUTRAL	0- 0	0- 0	0- 0				

RPI 1-25				RPI 26-50				Team's RPI: 28				RPI 51-100				RPI 101+			
RPI	S	Opponent	Score	RPI	S	Opponent	Score	RPI	S	Opponent	Score	RPI	S	Opponent	Score	RPI	S	Opponent	Score
7	H	Northwestern	56 64	45	A	Creighton	62 72	56	H	Belmont	53 51	120	A	Green Bay	60 47				
14	H	Mississippi St.	68 74	45	H	Creighton	52 50	61	H	Illinois St.	58 41	184	A	Providence	60 50				
20	A	DePaul	71 89					63	A	St. John's (NY)	67 57	184	H	Providence	85 55				
20	H	DePaul	90 83					63	H	St. John's (NY)	94 85	197	A	Saint Mary's (CA)	77 63				
								69	A	South Dakota St.	65 58	222	A	Milwaukee	78 56				
								72	A	Villanova	47 61	242	N	Tulsa	61 60				
								72	H	Villanova	57 52	243	A	Georgetown	76 56				
								73	A	Seton Hall	60 72	243	H	Georgetown	73 51				
								73	H	Seton Hall	81 60	244	H	Morgan St.	70 48				
								93	A	Butler	55 61	263	A	Xavier	80 60				
								93	H	Butler	76 54	263	H	Xavier	61 48				
												314	H	St. Francis Brooklyn	92 71				
LAST 10 Division I																			
20	H	DePaul	90 83	63	A	St. John's (NY)	67 57												
243	A	Georgetown	76 56	73	A	Seton Hall	60 72												
72	A	Villanova	47 61	45	H	Creighton	52 50												
93	H	Butler	76 54	184	H	Providence	85 55												
263	H	Xavier	61 48	72	H	Villanova	57 52												

Non-Div I Games:

Marquette

Marshall

Through Games Of March 2, 2020

Average RPI Win:	228	WON-LOST	WINNING	LAST 10	STRENGTH OF	OPP. STRENGTH	TEAM	ADJ.	CONF.	ADJ CONF.
Average RPI Loss:	140	RECORD	PCT. RANK	GAMES	SCHEDULE	OF SCHEDULE	RPI	RPI	RPI	RPI
DIV. I ONLY	9- 16	262	4-6	176	150	246	246	13	13	
DIV. I NON-CONF.	3- 6	235	0	324	241	312	312	16	16	
TOTALS	RPI 1-25	RPI 26-50	W-L RECORDS	RPI 51-100	RPI 101-150	RPI 150+				
9- 16	0- 2	0- 4	OVERALL	0- 3	1- 0	8- 7				
6- 7	0- 1	0- 2	HOME	0- 0	1- 0	5- 4				
3- 9	0- 1	0- 2	AWAY	0- 3	0- 0	3- 3				
0- 0	0- 0	0- 0	NEUTRAL	0- 0	0- 0	0- 0				
3- 6	0- 0	0- 1	NON-CONFERENCE	0- 1	0- 0	3- 4				
2- 2	0- 0	0- 0	HOME	0- 0	0- 0	2- 2				
1- 4	0- 0	0- 1	AWAY	0- 1	0- 0	1- 2				
0- 0	0- 0	0- 0	NEUTRAL	0- 0	0- 0	0- 0				
6- 10	0- 2	0- 3	CONFERENCE	0- 2	1- 0	5- 3				
4- 5	0- 1	0- 2	HOME	0- 0	1- 0	3- 2				
2- 5	0- 1	0- 1	AWAY	0- 2	0- 0	2- 1				
0- 0	0- 0	0- 0	NEUTRAL	0- 0	0- 0	0- 0				

RPI 1-25				RPI 26-50				RPI 51-100				RPI 101+ Team's RPI: 246			
RPI	S	Opponent	Score	RPI	S	Opponent	Score	RPI	S	Opponent	Score	RPI	S	Opponent	Score
23	A	Old Dominion	46 57	31	A	Western Ky.	65 79	55	A	Charlotte	46 52	124	H	UAB	61 56
23	H	Old Dominion	54 64	31	H	Western Ky.	65 74	62	A	Rice	43 81	156	H	Norfolk St.	75 69
				42	A	Rutgers	41 66	87	A	Ohio	51 67	183	A	Towson	56 59
				49	H	Middle Tenn.	55 75					194	H	Fla. Atlantic	85 75
												203	A	Southern Miss.	80 65
												214	H	UTEP	76 66
												244	H	Morgan St.	52 57
												248	A	North Texas	68 59
												248	H	North Texas	69 77
												257	H	Bowling Green	69 82
												272	A	Louisiana Tech	50 60
												274	A	Indiana St.	72 60
												301	H	FIU	65 68
												311	H	UTSA	66 53
												331	A	Evansville	62 66
												332	H	Coppin St.	60 47
LAST 10 Division I															
248	H	North Texas	69 77	272	A	Louisiana Tech	50 60								
23	H	Old Dominion	54 64	203	A	Southern Miss.	80 65								
31	A	Western Ky.	65 79	194	H	Fla. Atlantic	85 75								
214	H	UTEP	76 66	301	H	FIU	65 68								
311	H	UTSA	66 53	31	H	Western Ky.	65 74								

Non-Div I Games: Alderson Broadus 85 41 Ky. Christian 89 40

Marshall

Loss, Non-Conf, S Site, H Home A Away N Neutral

Maryland

Through Games Of March 2, 2020

Average RPI Win:	111	WON-LOST	WINNING	LAST 10	STRENGTH OF	OPP. STRENGTH	TEAM	ADJ.	CONF.	ADJ CONF.
Average RPI Loss:	10	RECORD	PCT. RANK	GAMES	SCHEDULE	OF SCHEDULE	RPI	RPI	RPI	RPI
DIV. I ONLY	25- 4	13	10-0	11	8	3	3	2	2	
DIV. I NON-CONF.	9- 2	37	0	93	66	39	39	2	2	
TOTALS	RPI 1-25	RPI 26-50	W-L RECORDS	RPI 51-100	RPI 101-150	RPI 150+				
25- 4	6- 4	5- 0	OVERALL	4- 0	2- 0	8- 0				
14- 1	4- 1	3- 0	HOME	2- 0	1- 0	4- 0				
9- 3	2- 3	2- 0	AWAY	1- 0	1- 0	3- 0				
2- 0	0- 0	0- 0	NEUTRAL	1- 0	0- 0	1- 0				
9- 2	0- 2	1- 0	NON-CONFERENCE	1- 0	1- 0	6- 0				
5- 1	0- 1	0- 0	HOME	0- 0	1- 0	4- 0				
2- 1	0- 1	1- 0	AWAY	0- 0	0- 0	1- 0				
2- 0	0- 0	0- 0	NEUTRAL	1- 0	0- 0	1- 0				
16- 2	6- 2	4- 0	CONFERENCE	3- 0	1- 0	2- 0				
9- 0	4- 0	3- 0	HOME	2- 0	0- 0	0- 0				
7- 2	2- 2	1- 0	AWAY	1- 0	1- 0	2- 0				
0- 0	0- 0	0- 0	NEUTRAL	0- 0	0- 0	0- 0				

RPI S	Opponent	Score	RPI S	Opponent	Score	RPI S	Opponent	Score	RPI S	Opponent	Score
1	H South Carolina	54 63	36	A James Madison	70 68	56	N Belmont	90 26	141	H George Washington	88 54
7	A Northwestern	58 81	38	A Michigan	77 49	86	A Minnesota	99 44	145	A Wisconsin	85 56
7	H Northwestern	70 61	38	H Michigan	70 55	88	H Nebraska	87 69	179	H Delaware	99 55
12	A Iowa	61 66	42	H Rutgers	79 50	92	H Michigan St.	94 53	188	H Quinnipiac	107 52
12	H Iowa	93 59	46	H Purdue	88 45				192	A Illinois	79 60
15	A Indiana	79 69							213	A Penn St.	106 69
15	H Indiana	76 62							228	N Clemson	63 44
21	A NC State	59 66							266	H Loyola Maryland	105 45
22	A Ohio St.	85 65							298	H Wagner	119 56
22	H Ohio St.	72 62							313	A Georgia St.	114 41
LAST 10 Division I											
86	A Minnesota	99 44	42	H Rutgers	79 50						
46	H Purdue	88 45	15	A Indiana	79 69						
145	A Wisconsin	85 56	92	H Michigan St.	94 53						
213	A Penn St.	106 69	22	A Ohio St.	85 65						
12	H Iowa	93 59	7	H Northwestern	70 61						

Non-Div I Games:

Maryland

Loss, Non-Conf, S Site, H Home A Away N Neutral

Massachusetts

Through Games Of March 2, 2020

Average RPI Win:	211	WON-LOST	WINNING	LAST 10	STRENGTH OF	OPP. STRENGTH	TEAM	ADJ.	CONF.	ADJ CONF.
Average RPI Loss:	135	RECORD	PCT. RANK	GAMES	SCHEDULE	OF SCHEDULE	RPI	RPI	RPI	RPI
DIV. I ONLY	18- 10	87	5-5	229	153	143	143	12	12	
DIV. I NON-CONF.	9- 3	63	0	278	276	139	139	12	12	
TOTALS	RPI 1-25	RPI 26-50	W-L RECORDS	RPI 51-100	RPI 101-150	RPI 150+				
18- 10	0- 0	0- 1	OVERALL	0- 4	6- 1	12- 4				
10- 5	0- 0	0- 1	HOME	0- 2	3- 0	7- 2				
8- 5	0- 0	0- 0	AWAY	0- 2	3- 1	5- 2				
0- 0	0- 0	0- 0	NEUTRAL	0- 0	0- 0	0- 0				
9- 3	0- 0	0- 0	NON-CONFERENCE	0- 1	2- 0	7- 2				
5- 2	0- 0	0- 0	HOME	0- 0	1- 0	4- 2				
4- 1	0- 0	0- 0	AWAY	0- 1	1- 0	3- 0				
0- 0	0- 0	0- 0	NEUTRAL	0- 0	0- 0	0- 0				
9- 7	0- 0	0- 1	CONFERENCE	0- 3	4- 1	5- 2				
5- 3	0- 0	0- 1	HOME	0- 2	2- 0	3- 0				
4- 4	0- 0	0- 0	AWAY	0- 1	2- 1	2- 2				
0- 0	0- 0	0- 0	NEUTRAL	0- 0	0- 0	0- 0				

RPI S	Opponent	Score	RPI S	Opponent	Score	RPI S	Opponent	Score	RPI S	Opponent	Score	Team's RPI: 143
48	H Dayton	51 52	63	A St. John's (NY)	71 82	121	H Holy Cross	75 72				
			89	H Fordham	64 69	123	A Duquesne	81 77				
			91	A Saint Louis	56 71	128	H Richmond	64 50				
			96	H VCU	46 61	130	A Boston U.	58 45				
						132	A Davidson	70 62				
						132	H Davidson	61 48				
						141	A George Washington	47 50				
						182	H Merrimack	64 79				
						184	H Providence	63 72				
						189	H La Salle	76 62				
						205	H Brown	95 42				
						215	A Rhode Island	66 69				
						215	H Rhode Island	73 53				
						218	A UMass Lowell	74 58				
						231	A Saint Joseph's	51 47				
						231	H Saint Joseph's	61 43				
						245	A George Mason	56 73				
						249	A Iona	65 51				
						267	H New Hampshire	67 65				
						280	H Siena	61 55				
						294	A St. Bonaventure	62 52				
						306	A Vermont	83 49				
						344	H Hartford	74 48				
LAST 10 Division I												
215	H Rhode Island	73 53	89	H Fordham	64 69							
231	A Saint Joseph's	51 47	245	A George Mason	56 73							
132	H Davidson	61 48	132	A Davidson	70 62							
91	A Saint Louis	56 71	128	H Richmond	64 50							
48	H Dayton	51 52	141	A George Washington	47 50							

Non-Div I Games: Southern Conn. St. 86 43

Massachusetts

Loss, Non-Conf, S Site, H Home A Away N Neutral

McNeese

Through Games Of March 2, 2020

Average RPI Win:	335	WON-LOST	WINNING	LAST 10	STRENGTH OF	OPP. STRENGTH	TEAM	ADJ.	CONF.	ADJ CONF.
Average RPI Loss:	195	RECORD	PCT. RANK	GAMES	SCHEDULE	OF SCHEDULE	RPI	RPI	RPI	RPI
DIV. I ONLY	3- 22	331	1-9	305	285	345	345	23	23	
DIV. I NON-CONF.	1- 6	318	0	155	294	309	309	24	24	
TOTALS	RPI 1-25	RPI 26-50	W-L RECORDS	RPI 51-100	RPI 101-150	RPI 150+				
3- 22	0- 0	0- 1	OVERALL	0- 4	0- 2	3- 15				
3- 8	0- 0	0- 0	HOME	0- 3	0- 0	3- 5				
0- 14	0- 0	0- 1	AWAY	0- 1	0- 2	0- 10				
0- 0	0- 0	0- 0	NEUTRAL	0- 0	0- 0	0- 0				
1- 6	0- 0	0- 1	NON-CONFERENCE	0- 1	0- 1	1- 3				
1- 1	0- 0	0- 0	HOME	0- 1	0- 0	1- 0				
0- 5	0- 0	0- 1	AWAY	0- 0	0- 1	0- 3				
0- 0	0- 0	0- 0	NEUTRAL	0- 0	0- 0	0- 0				
2- 16	0- 0	0- 0	CONFERENCE	0- 3	0- 1	2- 12				
2- 7	0- 0	0- 0	HOME	0- 2	0- 0	2- 5				
0- 9	0- 0	0- 0	AWAY	0- 1	0- 1	0- 7				
0- 0	0- 0	0- 0	NEUTRAL	0- 0	0- 0	0- 0				

RPI S	Opponent	Score	RPI S	Opponent	Score	RPI S	Opponent	Score	RPI S	Opponent	Score	Team's RPI: 345
35	A Arkansas	58 101	62	H Rice	50 81	124	A UAB	70 97	150	A Sam Houston St.	59 92	
			79	H A&M-Corpus Christi	59 73	169	A New Orleans	59 78	169	H New Orleans	59 85	
			94	A SFA	51 82	185	A Louisiana	55 75	221	A SMU	60 81	
			99	H Abilene Christian	73 90	234	A Central Ark.	49 70	234	H Central Ark.	57 70	
						237	A Southeastern La.	48 87	237	H Southeastern La.	67 74	
						256	A Incarnate Word	56 73	256	H Incarnate Word	71 72	
						260	A Nicholls St.	63 79	261	H Lamar University	69 87	
						272	A Louisiana Tech	54 79	321	A Houston Baptist	54 56	
						321	H Houston Baptist	88 72	336	A Northwestern St.	60 70	
						336	H Northwestern St.	61 51	348	H La.-Monroe	72 69	
LAST 10 Division I												
321	A Houston Baptist	54 56	234	A Central Ark.	49 70							
237	A Southeastern La.	48 87	79	H A&M-Corpus Christi	59 73							
169	H New Orleans	59 85	261	H Lamar University	69 87							
256	H Incarnate Word	71 72	260	A Nicholls St.	63 79							
336	A Northwestern St.	60 70	321	H Houston Baptist	88 72							

Non-Div I Games: Centenary (LA) 116 37 LSU-Shreveport 81 77

McNeese

Loss, Non-Conf, S Site, H Home A Away N Neutral

Average RPI Win:	205	WON-LOST	WINNING	LAST 10	STRENGTH OF	OPP. STRENGTH	TEAM	ADJ.	CONF.	ADJ CONF.
Average RPI Loss:	134	RECORD	PCT. RANK	GAMES	SCHEDULE	OF SCHEDULE	RPI	RPI	RPI	RPI
DIV. I ONLY	13- 16	200	3-7	179	113	200	200	9	9	
DIV. I NON-CONF.	9- 4	84	0	261	287	153	153	9	9	
TOTALS	RPI 1-25	RPI 26-50	W-L RECORDS	RPI 51-100	RPI 101-150	RPI 150+				
13- 16	0- 2	0- 3	OVERALL	1- 2	2- 2	10- 7				
8- 7	0- 1	0- 1	HOME	0- 2	1- 1	7- 2				
4- 8	0- 1	0- 1	AWAY	0- 0	1- 1	3- 5				
1- 1	0- 0	0- 1	NEUTRAL	1- 0	0- 0	0- 0				
9- 4	0- 0	0- 1	NON-CONFERENCE	1- 0	2- 1	6- 2				
5- 2	0- 0	0- 0	HOME	0- 0	1- 1	4- 1				
3- 1	0- 0	0- 0	AWAY	0- 0	1- 0	2- 1				
1- 1	0- 0	0- 1	NEUTRAL	1- 0	0- 0	0- 0				
4- 12	0- 2	0- 2	CONFERENCE	0- 2	0- 1	4- 5				
3- 5	0- 1	0- 1	HOME	0- 2	0- 0	3- 1				
1- 7	0- 1	0- 1	AWAY	0- 0	0- 1	1- 4				
0- 0	0- 0	0- 0	NEUTRAL	0- 0	0- 0	0- 0				

RPI	S	Opponent	Score	RPI	S	Opponent	Score	RPI	S	Opponent	Score	RPI	S	Opponent	Score	Team's RPI: 200
6	A	UConn	55 94	33	N	LSU	58 89	67	H	South Fla.	47 68	104	A	Southern Ill.	70 66	
6	H	UConn	56 68	37	A	UCF	66 82	76	H	Cincinnati	66 73	117	A	Temple	64 78	
				37	H	UCF	59 67	85	N	Kansas St.	72 68	124	H	UAB	77 52	
												141	H	George Washington	63 64	
												166	A	Tulane	55 59	
												166	H	Tulane	64 62	
												171	A	Wichita St.	69 60	
												181	A	Toledo	83 76	
												202	A	Little Rock	68 50	
												209	A	Houston	65 75	
												221	A	SMU	60 69	
												221	H	SMU	57 52	
												235	A	East Carolina	65 71	
												235	H	East Carolina	57 61	
												241	H	Alabama A&M	79 71	
												242	H	Tulsa	63 44	
												254	H	Arkansas St.	78 50	
												272	A	Louisiana Tech	74 83	
												286	H	Eastern Ky.	60 63	
												324	H	Alcorn	57 51	
												351	H	Mississippi Val.	91 54	
LAST 10 Division I																
221	A	SMU	60 69	171	A	Wichita St.	69 60									
37	H	UCF	59 67	6	A	UConn	55 94									
67	H	South Fla.	47 68	166	H	Tulane	64 62									
117	A	Temple	64 78	242	H	Tulsa	63 44									
235	H	East Carolina	57 61	235	A	East Carolina	65 71									

Non-Div I Games:

Memphis

■ Loss,
 ■ Non-Conf,
 ■ S Site,
 ■ Home
 ■ A Away
 N Neutral

Mercer

Through Games Of March 2, 2020

Average RPI Win:	276	WON-LOST	WINNING	LAST 10	STRENGTH OF	OPP. STRENGTH	TEAM	ADJ.	CONF.	ADJ CONF.
Average RPI Loss:	180	RECORD	PCT. RANK	GAMES	SCHEDULE	OF SCHEDULE	RPI	RPI	RPI	RPI
DIV. I ONLY	6- 22	315	4-6	290	228	329	329	27	27	
DIV. I NON-CONF.	2- 12	318	0	224	192	315	315	21	21	
TOTALS	RPI 1-25	RPI 26-50	W-L RECORDS	RPI 51-100	RPI 101-150	RPI 150+				
6- 22	0- 0	0- 1	OVERALL	0- 3	0- 4	6- 14				
5- 8	0- 0	0- 1	HOME	0- 0	0- 1	5- 6				
1- 14	0- 0	0- 0	AWAY	0- 3	0- 3	1- 8				
0- 0	0- 0	0- 0	NEUTRAL	0- 0	0- 0	0- 0				
2- 12	0- 0	0- 1	NON-CONFERENCE	0- 3	0- 2	2- 6				
1- 5	0- 0	0- 1	HOME	0- 0	0- 0	1- 4				
1- 7	0- 0	0- 0	AWAY	0- 3	0- 2	1- 2				
0- 0	0- 0	0- 0	NEUTRAL	0- 0	0- 0	0- 0				
4- 10	0- 0	0- 0	CONFERENCE	0- 0	0- 2	4- 8				
4- 3	0- 0	0- 0	HOME	0- 0	0- 1	4- 2				
0- 7	0- 0	0- 0	AWAY	0- 0	0- 1	0- 6				
0- 0	0- 0	0- 0	NEUTRAL	0- 0	0- 0	0- 0				

RPI 1-25				RPI 26-50				RPI 51-100				RPI 101+				Team's RPI: 329	
RPI	S	Opponent	Score	RPI	S	Opponent	Score	RPI	S	Opponent	Score	RPI	S	Opponent	Score		
				31	H	Western Ky.	62 75	53	A	Yale	60 68	109	A	Columbia	48 77		
								58	A	Alabama	56 111	133	A	Florida	50 71		
								70	A	Georgia	60 76	136	A	UNC Greensboro	51 67		
												136	H	UNC Greensboro	50 60		
												152	H	Jacksonville	83 87		
												170	A	Samford	64 72		
												170	H	Samford	54 60		
												180	H	Gardner-Webb	62 65		
												193	A	Chattanooga	52 58		
												193	H	Chattanooga	55 48		
												199	A	Furman	49 62		
												199	H	Furman	61 55		
												225	A	Kennesaw St.	64 92		
												228	H	Clemson	61 65		
												247	A	Appalachian St.	68 77		
												270	A	Wofford	49 77		
												270	H	Wofford	54 53		
												286	H	Eastern Ky.	60 61		
												289	A	ETSU	54 56		
												289	H	ETSU	66 72		
												300	H	Ga. Southern	62 52		
												342	A	Western Caro.	40 51		
												342	H	Western Caro.	60 54		
												350	A	South Carolina St.	66 55		
LAST 10 Division I																	
				136	H	UNC Greensboro	50 60	199	H	Furman	61 55						
				342	H	Western Caro.	60 54	270	H	Wofford	54 53						
				289	A	ETSU	54 56	342	A	Western Caro.	40 51						
				193	A	Chattanooga	52 58	136	A	UNC Greensboro	51 67						
				170	H	Samford	54 60	193	H	Chattanooga	55 48						

Non-Div I Games: LaGrange 74 47

Mercer

■ Loss,
 ■ Non-Conf,
 ■ S Site,
 ■ H Home
 ■ A Away
 N Neutral

Average RPI Win:	283	WON-LOST	WINNING	LAST 10	STRENGTH OF	OPP. STRENGTH	TEAM	ADJ.	CONF.	ADJ CONF.
Average RPI Loss:	182	RECORD	PCT. RANK	GAMES	SCHEDULE	OF SCHEDULE	RPI	RPI	RPI	RPI
DIV. I ONLY	18- 9	75	8-2	332	334	182	182	30	30	
DIV. I NON-CONF.	5- 4	140	0	243	217	166	166	30	30	
TOTALS	RPI 1-25	RPI 26-50	W-L RECORDS	RPI 51-100	RPI 101-150	RPI 150+				
18- 9	0- 0	0- 0	OVERALL	0- 0	2- 5	16- 4				
10- 3	0- 0	0- 0	HOME	0- 0	1- 2	9- 1				
8- 6	0- 0	0- 0	AWAY	0- 0	1- 3	7- 3				
0- 0	0- 0	0- 0	NEUTRAL	0- 0	0- 0	0- 0				
5- 4	0- 0	0- 0	NON-CONFERENCE	0- 0	1- 2	4- 2				
3- 1	0- 0	0- 0	HOME	0- 0	0- 1	3- 0				
2- 3	0- 0	0- 0	AWAY	0- 0	1- 1	1- 2				
0- 0	0- 0	0- 0	NEUTRAL	0- 0	0- 0	0- 0				
13- 5	0- 0	0- 0	CONFERENCE	0- 0	1- 3	12- 2				
7- 2	0- 0	0- 0	HOME	0- 0	1- 1	6- 1				
6- 3	0- 0	0- 0	AWAY	0- 0	0- 2	6- 1				
0- 0	0- 0	0- 0	NEUTRAL	0- 0	0- 0	0- 0				

[illegible]

Merrimack

Loss, Non-Conf, S Site, H Home A Away N Neutral

RPI	S	Opponent	Score
346	H	Central Conn. St.	56 46

M
e
r
r
i
m
a
c
k

M
e
r
r
i
m
a
c
k

Merrimack

Average RPI Win:	162	WON-LOST	WINNING	LAST 10	STRENGTH OF	OPP. STRENGTH	TEAM	ADJ.	CONF.	ADJ CONF.
Average RPI Loss:	46	RECORD	PCT. RANK	GAMES	SCHEDULE	OF SCHEDULE	RPI	RPI	RPI	RPI
DIV. I ONLY	15- 14	164	4-6	29	62	97	97	5	5	
DIV. I NON-CONF.	8- 3	68	0	13	120	43	43	4	4	
TOTALS	RPI 1-25	RPI 26-50	W-L RECORDS	RPI 51-100	RPI 101-150	RPI 150+				
15- 14	0- 6	0- 3	OVERALL	2- 3	5- 2	8- 0				
12- 6	0- 5	0- 1	HOME	2- 0	4- 0	6- 0				
2- 8	0- 1	0- 2	AWAY	0- 3	1- 2	1- 0				
1- 0	0- 0	0- 0	NEUTRAL	0- 0	0- 0	1- 0				
8- 3	0- 3	0- 0	NON-CONFERENCE	1- 0	2- 0	5- 0				
7- 2	0- 2	0- 0	HOME	1- 0	2- 0	4- 0				
0- 1	0- 1	0- 0	AWAY	0- 0	0- 0	0- 0				
1- 0	0- 0	0- 0	NEUTRAL	0- 0	0- 0	1- 0				
7- 11	0- 3	0- 3	CONFERENCE	1- 3	3- 2	3- 0				
5- 4	0- 3	0- 1	HOME	1- 0	2- 0	2- 0				
2- 7	0- 0	0- 2	AWAY	0- 3	1- 2	1- 0				
0- 0	0- 0	0- 0	NEUTRAL	0- 0	0- 0	0- 0				

RPI 1-25				RPI 26-50				RPI 51-100 Team's RPI: 97				RPI 101+			
RPI	S	Opponent	Score	RPI	S	Opponent	Score	RPI	S	Opponent	Score	RPI	S	Opponent	Score
5	H	Louisville	41 87	32	A	Virginia Tech	45 69	57	A	Virginia	64 69	101	A	Notre Dame	53 76
15	H	Indiana	45 58	39	A	Florida St.	61 79	64	A	Boston College	64 75	103	H	Syracuse	77 62
18	H	Oregon St.	53 75	39	H	Florida St.	62 73	71	A	Georgia Tech	54 61	107	H	Washington St.	74 68
20	A	DePaul	83 89					71	H	Georgia Tech	54 49	127	A	Wake Forest	79 63
21	H	NC State	48 50					74	H	IUPUI	74 65	127	H	Wake Forest	59 56
24	H	Duke	55 74									138	A	North Carolina	58 78
												139	H	North Florida	78 55
												155	N	N.C. A&T	68 67
												158	H	Jackson St.	83 68
												164	H	Binghamton	79 56
												212	H	Miami (OH)	80 62
												228	A	Clemson	63 48
												228	H	Clemson	68 64
												250	H	UNC Asheville	75 46
												293	H	Pittsburgh	73 54
LAST 10 Division I															
293	H	Pittsburgh	73 54	57	A	Virginia	64 69								
127	A	Wake Forest	79 63	24	H	Duke	55 74								
64	A	Boston College	64 75	32	A	Virginia Tech	45 69								
21	H	NC State	48 50	71	H	Georgia Tech	54 49								
228	A	Clemson	63 48	39	A	Florida St.	61 79								

Non-Div I Games:

Miami (FL)

■ Loss,
 ■ Non-Conf,
 S Site,
 ■ Home
 ■ Away
 N Neutral

Average RPI Win:	256	WON-LOST	WINNING	LAST 10	STRENGTH OF	OPP. STRENGTH	TEAM	ADJ.	CONF.	ADJ CONF.
Average RPI Loss:	97	RECORD	PCT. RANK	GAMES	SCHEDULE	OF SCHEDULE	RPI	RPI	RPI	RPI
DIV. I ONLY	10- 17	252	3-7	161	104	212	212	10	10	
DIV. I NON-CONF.	6- 5	151	0	270	159	150	150	10	10	
TOTALS	RPI 1-25	RPI 26-50	W-L RECORDS	RPI 51-100	RPI 101-150	RPI 150+				
10- 17	0- 3	0- 1	OVERALL	0- 7	1- 2	9- 4				
5- 5	0- 1	0- 0	HOME	0- 2	1- 1	4- 1				
4- 11	0- 2	0- 1	AWAY	0- 4	0- 1	4- 3				
1- 1	0- 0	0- 0	NEUTRAL	0- 1	0- 0	1- 0				
6- 5	0- 1	0- 1	NON-CONFERENCE	0- 3	0- 0	6- 0				
2- 0	0- 0	0- 0	HOME	0- 0	0- 0	2- 0				
3- 4	0- 1	0- 1	AWAY	0- 2	0- 0	3- 0				
1- 1	0- 0	0- 0	NEUTRAL	0- 1	0- 0	1- 0				
4- 12	0- 2	0- 0	CONFERENCE	0- 4	1- 2	3- 4				
3- 5	0- 1	0- 0	HOME	0- 2	1- 1	2- 1				
1- 7	0- 1	0- 0	AWAY	0- 2	0- 1	1- 3				
0- 0	0- 0	0- 0	NEUTRAL	0- 0	0- 0	0- 0				

RPI	S	Opponent	Score	RPI	S	Opponent	Score	RPI	S	Opponent	Score	RPI	S	Opponent	Score	Team's RPI: 212
16	A	Central Mich.	70 76	41	A	Bradley	68 79	60	A	Ball St.	63 80	129	A	Buffalo	72 88	
16	H	Central Mich.	87 99					76	A	Cincinnati	68 98	129	H	Buffalo	72 86	
20	A	DePaul	79 98					87	H	Ohio	70 84	146	H	Western Mich.	70 67	
								97	A	Miami (FL)	62 80	154	A	Akron	62 70	
								98	N	Liberty	53 65	154	H	Akron	62 75	
								100	A	Kent St.	75 80	175	A	Eastern Mich.	53 80	
								100	H	Kent St.	75 78	181	H	Toledo	92 83	
												190	A	Northern Ill.	84 86	
												190	H	Northern Ill.	66 64	
												238	A	South Alabama	76 73	
												257	A	Bowling Green	80 59	
												286	A	Eastern Ky.	75 57	
												293	A	Pittsburgh	80 71	
												295	N	Prairie View	65 52	
												331	H	Evansville	72 64	
												340	H	UIC	85 35	
LAST 10 Division I																
154	H	Akron	62 75	16	H	Central Mich.	87 99									
129	A	Buffalo	72 88	181	H	Toledo	92 83									
100	A	Kent St.	75 80	146	H	Western Mich.	70 67									
87	H	Ohio	70 84	257	A	Bowling Green	80 59									
190	A	Northern Ill.	84 86	60	A	Ball St.	63 80									

Non-Div I Games: Tiffin 83 51

Miami (OH)

Loss, Non-Conf, S Site, H Home A Away N Neutral

Average RPI Win: 138		WON-LOST	WINNING	LAST 10	STRENGTH OF	OPP. STRENGTH	TEAM	ADJ.	CONF.	ADJ CONF.
Average RPI Loss: 33		RECORD	PCT. RANK	GAMES	SCHEDULE	OF SCHEDULE	RPI	RPI	RPI	RPI
DIV. I ONLY		19- 10	80	6-4	20	32	38	38	2	2
DIV. I NON-CONF.		9- 2	37	0	96	156	51	51	2	2
TOTALS		RPI 1-25	RPI 26-50		W-L RECORDS		RPI 51-100	RPI 101-150	RPI 150+	
19- 10	1- 6	3- 2		OVERALL		4- 1	3- 1		8- 0	
12- 4	1- 3	3- 0		HOME		1- 0	2- 1		5- 0	
6- 5	0- 3	0- 1		AWAY		2- 1	1- 0		3- 0	
1- 1	0- 0	0- 1		NEUTRAL		1- 0	0- 0		0- 0	
9- 2	0- 0	1- 1		NON-CONFERENCE		1- 0	2- 1		5- 0	
6- 1	0- 0	1- 0		HOME		0- 0	2- 1		3- 0	
2- 0	0- 0	0- 0		AWAY		0- 0	0- 0		2- 0	
1- 1	0- 0	0- 1		NEUTRAL		1- 0	0- 0		0- 0	
10- 8	1- 6	2- 1		CONFERENCE		3- 1	1- 0		3- 0	
6- 3	1- 3	2- 0		HOME		1- 0	0- 0		2- 0	
4- 5	0- 3	0- 1		AWAY		2- 1	1- 0		1- 0	
0- 0	0- 0	0- 0		NEUTRAL		0- 0	0- 0		0- 0	

RPI 1-25				RPI 26-50				Team's RPI: 38				RPI 51-100				RPI 101+			
RPI	S	Opponent	Score	RPI	S	Opponent	Score	RPI	S	Opponent	Score	RPI	S	Opponent	Score	RPI	S	Opponent	Score
3	A	Maryland	55 70	39	N	Florida St.	69 79	86	A	Minnesota	77 52	101	H	Notre Dame	72 76				
3	H	Maryland	49 77	41	H	Bradley	77 57	88	A	Nebraska	71 74	103	H	Syracuse	84 76				
7	A	Northwestern	73 81	42	A	Rutgers	41 62	92	A	Michigan St.	65 57	145	A	Wisconsin	68 56				
7	H	Northwestern	60 66	42	H	Rutgers	71 57	92	H	Michigan St.	89 69	146	H	Western Mich.	76 55				
12	H	Iowa	78 63	46	H	Purdue	66 63	100	N	Kent St.	88 53	154	A	Akron	80 71				
15	H	Indiana	60 78									175	A	Eastern Mich.	57 38				
22	A	Ohio St.	69 78									192	H	Illinois	80 59				
												213	A	Penn St.	80 66				
												213	H	Penn St.	82 48				
												244	H	Morgan St.	80 48				
												247	H	Appalachian St.	62 35				
												283	H	Oakland	79 64				
EAST 10 Division I																			
				15	H	Indiana	60 78	7	H	Northwestern	60 66								
				213	A	Penn St.	80 66	86	A	Minnesota	77 52								
				92	A	Michigan St.	65 57	46	H	Purdue	66 63								
				192	H	Illinois	80 59	12	H	Iowa	78 63								
				42	A	Rutgers	41 62	7	A	Northwestern	73 81								

Non-Div I Games:

Michigan

Loss, Non-Conf, S Site, H Home A Away N Neutral

Michigan St.

Through Games Of March 2, 2020

Average RPI Win:	155	WON-LOST	WINNING	LAST 10	STRENGTH OF	OPP. STRENGTH	TEAM	ADJ.	CONF.	ADJ CONF.
Average RPI Loss:	48	RECORD	PCT. RANK	GAMES	SCHEDULE	OF SCHEDULE	RPI	RPI	RPI	RPI
DIV. I ONLY	16- 13	149	5-5	75	9	92	92	2	2	
DIV. I NON-CONF.	7- 4	100	0	285	51	172	172	2	2	
TOTALS	RPI 1-25	RPI 26-50	W-L RECORDS	RPI 51-100	RPI 101-150	RPI 150+				
16- 13	1- 5	3- 5	OVERALL	3- 1	2- 1	7- 1				
11- 3	1- 1	1- 2	HOME	2- 0	1- 0	6- 0				
4- 7	0- 4	2- 2	AWAY	0- 0	1- 0	1- 1				
1- 3	0- 0	0- 1	NEUTRAL	1- 1	0- 1	0- 0				
7- 4	0- 0	0- 2	NON-CONFERENCE	1- 1	1- 1	5- 0				
5- 0	0- 0	0- 0	HOME	0- 0	0- 0	5- 0				
1- 1	0- 0	0- 1	AWAY	0- 0	1- 0	0- 0				
1- 3	0- 0	0- 1	NEUTRAL	1- 1	0- 1	0- 0				
9- 9	1- 5	3- 3	CONFERENCE	2- 0	1- 0	2- 1				
6- 3	1- 1	1- 2	HOME	2- 0	1- 0	1- 0				
3- 6	0- 4	2- 1	AWAY	0- 0	0- 0	1- 1				
0- 0	0- 0	0- 0	NEUTRAL	0- 0	0- 0	0- 0				

RPI 1-25				RPI 26-50				RPI 51-100				Team's RPI: 92	RPI 101+			
RPI	S	Opponent	Score	RPI	S	Opponent	Score	RPI	S	Opponent	Score		RPI	S	Opponent	Score
3	A	Maryland	53 94	33	N	LSU	56 58	64	N	West Virginia	57 63		101	A	Notre Dame	72 69
7	A	Northwestern	55 85	38	A	Michigan	69 89	85	N	Kansas St.	65 60		103	N	Syracuse	63 77
7	H	Northwestern	48 76	38	H	Michigan	57 65	86	H	Minnesota	66 54		145	H	Wisconsin	69 52
12	A	Iowa	57 74	39	A	Florida St.	68 78	88	H	Nebraska	78 70		175	H	Eastern Mich.	85 50
15	A	Indiana	67 79	42	A	Rutgers	66 55						192	A	Illinois	72 58
22	H	Ohio St.	68 65	42	H	Rutgers	57 53						213	A	Penn St.	73 86
				46	A	Purdue	65 63						213	H	Penn St.	99 80
				46	H	Purdue	66 76						281	H	Morehead St.	93 48
													283	H	Oakland	76 56
													334	H	Detroit Mercy	110 52
													344	H	Hartford	79 34
LAST 10 Division I																
				213	H	Penn St.	99 80	42	H	Rutgers	57 53					
				192	A	Illinois	72 58	7	A	Northwestern	55 85					
				38	H	Michigan	57 65	3	A	Maryland	53 94					
				46	A	Purdue	65 63	46	H	Purdue	66 76					
				86	H	Minnesota	66 54	12	A	Iowa	57 74					

Non-Div I Games:

Michigan St.

■ Loss,
■ Non-Conf,
■ S Site,
■ H Home
■ A Away
N Neutral

Average RPI Win:	181	WON-LOST	WINNING	LAST 10	STRENGTH OF	OPP. STRENGTH	TEAM	ADJ.	CONF.	ADJ CONF.
Average RPI Loss:	70	RECORD	PCT. RANK	GAMES	SCHEDULE	OF SCHEDULE	RPI	RPI	RPI	RPI
DIV. I ONLY	19- 9	71	7-3	53	105	49	49	13	13	
DIV. I NON-CONF.	8- 4	90	0	44	23	56	56	16	16	
TOTALS	RPI 1-25	RPI 26-50	W-L RECORDS	RPI 51-100	RPI 101-150	RPI 150+				
19- 9	1- 3	1- 2	OVERALL	2- 2	2- 1	13- 1				
11- 3	1- 2	1- 0	HOME	2- 0	0- 1	7- 0				
7- 4	0- 0	0- 1	AWAY	0- 2	1- 0	6- 1				
1- 2	0- 1	0- 1	NEUTRAL	0- 0	1- 0	0- 0				
8- 4	1- 2	0- 1	NON-CONFERENCE	1- 1	1- 0	5- 0				
5- 1	1- 1	0- 0	HOME	1- 0	0- 0	3- 0				
2- 1	0- 0	0- 0	AWAY	0- 1	0- 0	2- 0				
1- 2	0- 1	0- 1	NEUTRAL	0- 0	1- 0	0- 0				
11- 5	0- 1	1- 1	CONFERENCE	1- 1	1- 1	8- 1				
6- 2	0- 1	1- 0	HOME	1- 0	0- 1	4- 0				
5- 3	0- 0	0- 1	AWAY	0- 1	1- 0	4- 1				
0- 0	0- 0	0- 0	NEUTRAL	0- 0	0- 0	0- 0				

RPI 1-25				RPI 26-50				Team's RPI: 49				RPI 51-100				RPI 101+			
RPI	S	Opponent	Score	RPI	S	Opponent	Score	RPI	S	Opponent	Score	RPI	S	Opponent	Score	RPI	S	Opponent	Score
9	N	Gonzaga	50 62	30	N	Arizona St.	60 61	55	H	Charlotte	83 59	114	N	Auburn	73 50				
19	H	TCU	82 70	31	A	Western Ky.	63 71	56	A	Belmont	57 68	124	A	UAB	62 52				
23	H	Old Dominion	56 67	31	H	Western Ky.	108 103	62	A	Rice	60 77	124	H	UAB	59 61				
25	H	Kentucky	52 67					96	H	VCU	86 63	166	A	Tulane	64 62				
												194	H	Fla. Atlantic	81 66				
												199	H	Furman	78 62				
												203	A	Southern Miss.	77 69				
												210	H	Tennessee Tech	64 58				
												214	A	UTEP	92 80				
												214	H	UTEP	76 60				
												235	A	East Carolina	68 66				
												246	A	Marshall	75 55				
												248	A	North Texas	80 60				
												255	H	Lipscomb	70 49				
												272	A	Louisiana Tech	60 78				
												301	H	FIU	72 56				
												311	H	UTSA	69 48				
LAST 10 Division I																			
				31	H	Western Ky.	108 103	248	A	North Texas	80 60								
				214	A	UTEP	92 80	311	H	UTSA	69 48								
				124	H	UAB	59 61	214	H	UTEP	76 60								
				124	A	UAB	62 52	203	A	Southern Miss.	77 69								
				62	A	Rice	60 77	272	A	Louisiana Tech	60 78								

Non-Div I Games:

Middle Tenn.

■ Loss,
■ Non-Conf, S Site,
■ Home
■ Away
N Neutral

Milwaukee

Through Games Of March 2, 2020

Average RPI Win:	253	WON-LOST	WINNING	LAST 10	STRENGTH OF	OPP. STRENGTH	TEAM	ADJ.	CONF.	ADJ CONF.
Average RPI Loss:	134	RECORD	PCT. RANK	GAMES	SCHEDULE	OF SCHEDULE	RPI	RPI	RPI	RPI
DIV. I ONLY	13- 15	192	8-2	225	208	222	222	22	22	
DIV. I NON-CONF.	2- 8	295	0	192	41	301	301	22	22	
TOTALS	RPI 1-25	RPI 26-50	W-L RECORDS	RPI 51-100	RPI 101-150	RPI 150+				
13- 15	0- 1	0- 2	OVERALL	0- 3	1- 3	12- 6				
9- 5	0- 0	0- 1	HOME	0- 1	1- 0	8- 3				
4- 10	0- 1	0- 1	AWAY	0- 2	0- 3	4- 3				
0- 0	0- 0	0- 0	NEUTRAL	0- 0	0- 0	0- 0				
2- 8	0- 1	0- 2	NON-CONFERENCE	0- 1	0- 2	2- 2				
2- 3	0- 0	0- 1	HOME	0- 0	0- 0	2- 2				
0- 5	0- 1	0- 1	AWAY	0- 1	0- 2	0- 0				
0- 0	0- 0	0- 0	NEUTRAL	0- 0	0- 0	0- 0				
11- 7	0- 0	0- 0	CONFERENCE	0- 2	1- 1	10- 4				
7- 2	0- 0	0- 0	HOME	0- 1	1- 0	6- 1				
4- 5	0- 0	0- 0	AWAY	0- 1	0- 1	4- 3				
0- 0	0- 0	0- 0	NEUTRAL	0- 0	0- 0	0- 0				

RPI 1-25				RPI 26-50				RPI 51-100				RPI 101+ Team's RPI: 222			
RPI	S	Opponent	Score	RPI	S	Opponent	Score	RPI	S	Opponent	Score	RPI	S	Opponent	Score
20	A	DePaul	65 94	28	H	Marquette	56 78	74	A	IUPUI	53 60	109	A	Columbia	46 74
				46	A	Purdue	55 68	74	H	IUPUI	52 75	120	A	Green Bay	48 61
								86	A	Minnesota	61 77	120	H	Green Bay	65 60
												145	A	Wisconsin	40 71
												153	A	Wright St.	77 67
												153	H	Wright St.	60 58
												177	A	Northern Ky.	37 61
												177	H	Northern Ky.	49 61
												190	H	Northern Ill.	78 65
												201	A	Cleveland St.	49 58
												201	H	Cleveland St.	61 57
												220	H	North Dakota	58 66
												257	H	Bowling Green	51 63
												259	A	Youngstown St.	74 62
												259	H	Youngstown St.	59 54
												283	A	Oakland	62 78
												283	H	Oakland	74 67
												327	H	Ark.-Pine Bluff	69 55
												334	A	Detroit Mercy	63 48
												334	H	Detroit Mercy	76 51
												340	A	UIC	66 60
												340	H	UIC	71 55
LAST 10 Division I															
				201	H	Cleveland St.	61 57					283	H	Oakland	74 67
				259	H	Youngstown St.	59 54					120	H	Green Bay	65 60
				340	A	UIC	66 60					153	A	Wright St.	77 67
				74	A	IUPUI	53 60					177	A	Northern Ky.	37 61
				334	H	Detroit Mercy	76 51					259	A	Youngstown St.	74 62

Non-Div I Games: Wis.-Parkside 84 77

Milwaukee

Loss, Non-Conf, S Site, H Home A Away N Neutral

Minnesota

Through Games Of March 2, 2020

Average RPI Win:	149	WON-LOST	WINNING	LAST 10	STRENGTH OF	OPP. STRENGTH	TEAM	ADJ.	CONF.	ADJ CONF.
Average RPI Loss:	48	RECORD	PCT. RANK	GAMES	SCHEDULE	OF SCHEDULE	RPI	RPI	RPI	RPI
DIV. I ONLY	15- 14	164	3-7	25	18	86	86	2	2	
DIV. I NON-CONF.	10- 1	20	0	78	157	26	26	2	2	
TOTALS	RPI 1-25	RPI 26-50	W-L RECORDS	RPI 51-100	RPI 101-150	RPI 150+				
15- 14	0- 9	3- 1	OVERALL	2- 2	4- 1	6- 1				
9- 8	0- 6	2- 1	HOME	2- 0	1- 1	4- 0				
6- 6	0- 3	1- 0	AWAY	0- 2	3- 0	2- 1				
0- 0	0- 0	0- 0	NEUTRAL	0- 0	0- 0	0- 0				
10- 1	0- 1	1- 0	NON-CONFERENCE	1- 0	3- 0	5- 0				
7- 1	0- 1	1- 0	HOME	1- 0	1- 0	4- 0				
3- 0	0- 0	0- 0	AWAY	0- 0	2- 0	1- 0				
0- 0	0- 0	0- 0	NEUTRAL	0- 0	0- 0	0- 0				
5- 13	0- 8	2- 1	CONFERENCE	1- 2	1- 1	1- 1				
2- 7	0- 5	1- 1	HOME	1- 0	0- 1	0- 0				
3- 6	0- 3	1- 0	AWAY	0- 2	1- 0	1- 1				
0- 0	0- 0	0- 0	NEUTRAL	0- 0	0- 0	0- 0				

RPI 1-25				RPI 26-50				RPI 51-100				Team's RPI: 86	RPI 101+			
RPI	S	Opponent	Score	RPI	S	Opponent	Score	RPI	S	Opponent	Score		RPI	S	Opponent	Score
3	H	Maryland	44 99	30	H	Arizona St.	80 66	78	H	Montana St.	71 60		101	A	Notre Dame	75 67
7	H	Northwestern	54 56	38	H	Michigan	52 77	88	A	Nebraska	58 72		137	H	Lehigh	77 49
9	H	Missouri St.	69 77	42	H	Rutgers	73 71	88	H	Nebraska	67 61		141	A	George Washington	83 50
12	A	Iowa	82 90	46	A	Purdue	72 59	92	A	Michigan St.	54 66		145	A	Wisconsin	73 64
12	H	Iowa	75 76										145	H	Wisconsin	62 72
15	A	Indiana	52 65										165	H	UC Davis	76 67
15	H	Indiana	69 75										192	A	Illinois	71 74
22	A	Ohio St.	76 99										198	A	American	70 53
22	H	Ohio St.	63 66										213	A	Penn St.	81 74
													222	H	Milwaukee	77 61
													306	H	Vermont	90 58
													326	H	Bryant	101 56
LAST 10 Division I																
3	H	Maryland	44 99	38	H	Michigan	52 77									
12	A	Iowa	82 90	145	A	Wisconsin	73 64									
15	H	Indiana	69 75	42	H	Rutgers	73 71									
92	A	Michigan St.	54 66	88	H	Nebraska	67 61									
22	A	Ohio St.	76 99	15	A	Indiana	52 65									

Non-Div I Games:

Minnesota

Loss, Non-Conf, S Site, H Home A Away N Neutral

Average RPI Win: 122		WON-LOST	WINNING	LAST 10	STRENGTH OF		OPP. STRENGTH	TEAM	ADJ.	CONF.	ADJ CONF.
Average RPI Loss: 31		RECORD	PCT. RANK	GAMES	SCHEDULE		OF SCHEDULE	RPI	RPI	RPI	RPI
DIV. I ONLY		25- 5	22	8-2	30		30	14	14	4	4
DIV. I NON-CONF.		12- 2	28	0	33		58	12	12	5	5
TOTALS		RPI 1-25	RPI 26-50		W-L RECORDS		RPI 51-100	RPI 101-150		RPI 150+	
25- 5	1- 3	5- 0		OVERALL		5- 2	5- 0		9- 0		
12- 2	1- 0	4- 0		HOME		1- 2	2- 0		4- 0		
9- 2	0- 2	1- 0		AWAY		2- 0	2- 0		4- 0		
4- 1	0- 1	0- 0		NEUTRAL		2- 0	1- 0		1- 0		
12- 2	0- 1	3- 0		NON-CONFERENCE		2- 1	1- 0		6- 0		
5- 1	0- 0	2- 0		HOME		0- 1	0- 0		3- 0		
3- 0	0- 0	1- 0		AWAY		0- 0	0- 0		2- 0		
4- 1	0- 1	0- 0		NEUTRAL		2- 0	1- 0		1- 0		
13- 3	1- 2	2- 0		CONFERENCE		3- 1	4- 0		3- 0		
7- 1	1- 0	2- 0		HOME		1- 1	2- 0		1- 0		
6- 2	0- 2	0- 0		AWAY		2- 0	2- 0		2- 0		
0- 0	0- 0	0- 0		NEUTRAL		0- 0	0- 0		0- 0		

RPI	S	Opponent	Score	RPI	S	Opponent	Score	RPI	S	Opponent	Score	RPI	S	Opponent	Score
1	A	South Carolina	79 81	28	A	Marquette	74 68	57	N	Virginia	72 59	110	A	Vanderbilt	68 52
8	N	Stanford	62 67	33	H	LSU	64 60	58	H	Alabama	64 66	114	A	Auburn	92 85
17	H	Texas A&M	69 57	35	H	Arkansas	92 83	59	A	Tennessee	72 55	114	H	Auburn	78 73
25	A	Kentucky	62 73	43	H	Troy	122 82	64	H	West Virginia	65 71	120	N	Green Bay	83 58
				47	H	UT Martin	82 46	67	N	South Fla.	86 61	133	H	Florida	93 47
								70	A	Georgia	73 66	158	A	Jackson St.	92 53
								70	H	Georgia	67 53	167	A	Missouri	79 64
												185	A	Louisiana	64 48
												202	H	Little Rock	89 50
												203	H	Southern Miss.	91 58
												204	N	San Francisco	73 38
												233	H	Murray St.	124 43
												285	A	Ole Miss	84 59
												285	H	Ole Miss	80 39
LAST 10 Division I															
285	A	Ole Miss	84 59	17	H	Texas A&M	69 57								
35	H	Arkansas	92 83	59	A	Tennessee	72 55								
58	H	Alabama	64 66	70	H	Georgia	67 53								
114	A	Auburn	92 85	114	H	Auburn	78 73								
25	A	Kentucky	62 73	285	H	Ole Miss	80 39								

Non-Div I Games:

Mississippi St.

Average RPI Win: 344		WON-LOST	WINNING	LAST 10	STRENGTH OF	OPP. STRENGTH	TEAM	ADJ.	CONF.	ADJ CONF.
Average RPI Loss: 249		RECORD	PCT. RANK	GAMES	SCHEDULE	OF SCHEDULE	RPI	RPI	RPI	RPI
DIV. I ONLY		2- 26	349	1-9	350	351	351	351	32	32
DIV. I NON-CONF.		1- 10	329	0	337	339	350	350	31	31
TOTALS	RPI 1-25		RPI 26-50		W-L RECORDS	RPI 51-100	RPI 101-150		RPI 150+	
2- 26	0- 0		0- 0		OVERALL	0- 0	0- 3		2- 23	
2- 10	0- 0		0- 0		HOME	0- 0	0- 1		2- 9	
0- 15	0- 0		0- 0		AWAY	0- 0	0- 2		0- 13	
0- 1	0- 0		0- 0		NEUTRAL	0- 0	0- 0		0- 1	
1- 10	0- 0		0- 0		NON-CONFERENCE	0- 0	0- 1		1- 9	
1- 2	0- 0		0- 0		HOME	0- 0	0- 0		1- 2	
0- 7	0- 0		0- 0		AWAY	0- 0	0- 1		0- 6	
0- 1	0- 0		0- 0		NEUTRAL	0- 0	0- 0		0- 1	
1- 16	0- 0		0- 0		CONFERENCE	0- 0	0- 2		1- 14	
1- 8	0- 0		0- 0		HOME	0- 0	0- 1		1- 7	
0- 8	0- 0		0- 0		AWAY	0- 0	0- 1		0- 7	
0- 0	0- 0		0- 0		NEUTRAL	0- 0	0- 0		0- 0	

[illegible]

Non-Div I Games:

Mississippi Val.

Loss, Non-Conf, S Site, H Home A Away N Neutral

RPI	S	Opponent	Score
347	H	Grambling	68 57
348	A	La.-Monroe	66 74

Mississippi Val.

a

l

.

M

i

s

s

i

s

s

i

p

p

i

V

a

l

.

M

i

s

s

i

s

s

i

p

p

i

V

a

l

.

Average RPI Win: 177	WON-LOST	WINNING	LAST 10	STRENGTH OF	OPP. STRENGTH	TEAM	ADJ.	CONF.	ADJ CONF.
Average RPI Loss: 77	RECORD	PCT. RANK	GAMES	SCHEDULE	OF SCHEDULE	RPI	RPI	RPI	RPI
DIV. I ONLY	8- 21	303	3-7	16	56	167	167	4	4
DIV. I NON-CONF.	3- 10	282	0	49	116	239	239	5	5
TOTALS	RPI 1-25	RPI 26-50	W-L RECORDS	RPI 51-100	RPI 101-150	RPI 150+			
8- 21	0- 6	1- 4	OVERALL	2- 4	1- 4	4- 3			
5- 10	0- 4	1- 1	HOME	1- 2	0- 2	3- 1			
3- 9	0- 2	0- 3	AWAY	1- 2	1- 1	1- 1			
0- 2	0- 0	0- 0	NEUTRAL	0- 0	0- 1	0- 1			
3- 10	0- 2	0- 1	NON-CONFERENCE	1- 2	0- 2	2- 3			
3- 4	0- 1	0- 0	HOME	1- 2	0- 0	2- 1			
0- 4	0- 1	0- 1	AWAY	0- 0	0- 1	0- 1			
0- 2	0- 0	0- 0	NEUTRAL	0- 0	0- 1	0- 1			
5- 11	0- 4	1- 3	CONFERENCE	1- 2	1- 2	2- 0			
2- 6	0- 3	1- 1	HOME	0- 0	0- 2	1- 0			
3- 5	0- 1	0- 2	AWAY	1- 2	1- 0	1- 0			
0- 0	0- 0	0- 0	NEUTRAL	0- 0	0- 0	0- 0			

RPI 1-25				RPI 26-50				RPI 51-100				RPI 101+ Team's RPI: 167			
RPI	S	Opponent	Score	RPI	S	Opponent	Score	RPI	S	Opponent	Score	RPI	S	Opponent	Score
1	H	South Carolina	45 78	29	A	South Dakota	56 72	58	A	Alabama	61 73	110	A	Vanderbilt	78 66
9	A	Missouri St.	72 79	33	A	LSU	58 66	59	A	Tennessee	66 77	114	H	Auburn	82 95
11	H	Princeton	33 68	33	H	LSU	69 65	70	A	Georgia	73 65	120	A	Green Bay	64 72
14	H	Mississippi St.	64 79	35	A	Arkansas	73 90	75	H	UNI	73 78	133	H	Florida	67 75
17	A	Texas A&M	53 72	35	H	Arkansas	81 85	88	H	Nebraska	85 90	138	N	North Carolina	69 82
25	H	Kentucky	47 62					91	H	Saint Louis	83 58	192	H	Illinois	51 58
												206	H	Western Ill.	97 89
												211	A	UMKC	56 59
												226	N	New Mexico	68 71
												285	A	Ole Miss	71 57
												285	H	Ole Miss	82 67
												338	H	SIUE	68 51
LAST 10 Division I															
58	A	Alabama	61 73	33	A	LSU	58 66								
114	H	Auburn	82 95	70	A	Georgia	73 65								
285	H	Ole Miss	82 67	35	H	Arkansas	81 85								
110	A	Vanderbilt	78 66	25	H	Kentucky	47 62								
133	H	Florida	67 75	17	A	Texas A&M	53 72								

Non-Div I Games:

Missouri

■ Loss,
 ■ Non-Conf, S Site,
 ■ Home
 ■ Away
 N Neutral

Average RPI Win:	134	WON-LOST	WINNING	LAST 10	STRENGTH OF	OPP. STRENGTH	TEAM	ADJ.	CONF.	ADJ CONF.
Average RPI Loss:	48	RECORD	PCT. RANK	GAMES	SCHEDULE	OF SCHEDULE	RPI	RPI	RPI	RPI
DIV. I ONLY	23- 4	17	9-1	42	75	9	9	8	8	
DIV. I NON-CONF.	9- 2	37	0	18	19	5	5	7	7	
TOTALS	RPI 1-25	RPI 26-50	W-L RECORDS	RPI 51-100	RPI 101-150	RPI 150+				
23- 4	0- 2	5- 0	OVERALL	7- 1	2- 1	9- 0				
12- 0	0- 0	2- 0	HOME	3- 0	1- 0	6- 0				
11- 4	0- 2	3- 0	AWAY	4- 1	1- 1	3- 0				
0- 0	0- 0	0- 0	NEUTRAL	0- 0	0- 0	0- 0				
9- 2	0- 2	1- 0	NON-CONFERENCE	4- 0	0- 0	4- 0				
5- 0	0- 0	0- 0	HOME	1- 0	0- 0	4- 0				
4- 2	0- 2	1- 0	AWAY	3- 0	0- 0	0- 0				
0- 0	0- 0	0- 0	NEUTRAL	0- 0	0- 0	0- 0				
14- 2	0- 0	4- 0	CONFERENCE	3- 1	2- 1	5- 0				
7- 0	0- 0	2- 0	HOME	2- 0	1- 0	2- 0				
7- 2	0- 0	2- 0	AWAY	1- 1	1- 1	3- 0				
0- 0	0- 0	0- 0	NEUTRAL	0- 0	0- 0	0- 0				

RPI 1-25				Team's RPI: 9		RPI 26-50				RPI 51-100				RPI 101+					
RPI	S	Opponent	Score		RPI	S	Opponent	Score		RPI	S	Opponent	Score		RPI	S	Opponent	Score	
9	A	Gonzaga	52	64	26	A	Drake	89	83	61	A	Illinois St.	66	78	104	A	Southern Ill.	68	70
18	A	Oregon St.	69	80	26	H	Drake	69	67	61	H	Illinois St.	87	74	104	H	Southern Ill.	88	57
					29	A	South Dakota	74	66	75	A	UNI	66	55	149	A	Valparaiso	81	68
					41	A	Bradley	69	66	75	H	UNI	80	66	162	A	Loyola Chicago	74	72
					41	H	Bradley	90	56	77	A	Oklahoma	96	90	167	H	Missouri	79	72
										79	H	A&M-Corpus Christi	79	51	171	H	Wichita St.	68	55
										86	A	Minnesota	77	69	195	H	Santa Clara	71	64
										95	A	Boise St.	72	69	211	H	UMKC	83	58
															274	A	Indiana St.	76	55
															274	H	Indiana St.	82	58
															331	A	Evansville	81	55
															331	H	Evansville	76	62
LAST 10 Division I																			
					41	A	Bradley	69	66	26	A	Drake	89	83					
					61	A	Illinois St.	66	78	75	A	UNI	66	55					
					274	H	Indiana St.	82	58	61	H	Illinois St.	87	74					
					331	H	Evansville	76	62	41	H	Bradley	90	56					
					104	H	Southern Ill.	88	57	331	A	Evansville	81	55					

Non-Div I Games: William Jewell 111 39

Missouri St.

Loss, Non-Conf, S Site, H Home A Away N Neutral

Average RPI Win:	273	WON-LOST	WINNING	LAST 10	STRENGTH OF	OPP. STRENGTH	TEAM	ADJ.	CONF.	ADJ CONF.
Average RPI Loss:	182	RECORD	PCT. RANK	GAMES	SCHEDULE	OF SCHEDULE	RPI	RPI	RPI	RPI
DIV. I ONLY	8- 19	292	3-7	257	264	297	297	24	24	
DIV. I NON-CONF.	3- 6	235	0	121	199	183	183	25	25	
TOTALS	RPI 1-25	RPI 26-50	W-L RECORDS	RPI 51-100	RPI 101-150	RPI 150+				
8- 19	0- 1	0- 2	OVERALL	0- 3	0- 1	8- 12				
4- 7	0- 0	0- 0	HOME	0- 1	0- 0	4- 6				
3- 12	0- 1	0- 2	AWAY	0- 2	0- 1	3- 6				
1- 0	0- 0	0- 0	NEUTRAL	0- 0	0- 0	1- 0				
3- 6	0- 1	0- 2	NON-CONFERENCE	0- 0	0- 1	3- 2				
1- 1	0- 0	0- 0	HOME	0- 0	0- 0	1- 1				
1- 5	0- 1	0- 2	AWAY	0- 0	0- 1	1- 1				
1- 0	0- 0	0- 0	NEUTRAL	0- 0	0- 0	1- 0				
5- 13	0- 0	0- 0	CONFERENCE	0- 3	0- 0	5- 10				
3- 6	0- 0	0- 0	HOME	0- 1	0- 0	3- 5				
2- 7	0- 0	0- 0	AWAY	0- 2	0- 0	2- 5				
0- 0	0- 0	0- 0	NEUTRAL	0- 0	0- 0	0- 0				

RPI S	Opponent	Score	RPI S	Opponent	Score	RPI S	Opponent	Score	RPI S	Opponent	Score	Team's RPI: 297
11	A Princeton	40 52	27	A Arizona	34 86	54	A Marist	66 76	113	A San Diego	49 57	
			50	A Bucknell	37 71	54	H Marist	53 74	161	H Lafayette	52 44	
						90	A Rider	25 48	184	H Providence	52 68	
									186	H Manhattan	62 60	
									188	A Quinnipiac	53 60	
									188	H Quinnipiac	45 52	
									232	A Fairfield	38 49	
									232	H Fairfield	39 40	
									249	A Iona	56 50	
									249	H Iona	33 36	
									266	A Loyola Maryland	48 64	
									280	A Siena	39 51	
									280	H Siena	49 43	
									282	A Niagara	61 62	
									282	H Niagara	70 73	
									319	A Albany (NY)	53 41	
									323	A Saint Peter's	81 67	
									323	H Saint Peter's	59 57	
									337	A Canisius	53 54	
									337	H Canisius	62 71	
									339	N Purdue Fort Wayne	60 46	
LAST 10 Division I												
280	H Siena	49 43	323	H Saint Peter's	59 57							
337	A Canisius	53 54	188	H Quinnipiac	45 52							
282	A Niagara	61 62	90	A Rider	25 48							
232	H Fairfield	39 40	54	H Marist	53 74							
249	A Iona	56 50	280	A Siena	39 51							

Non-Div I Games:

Monmouth

Average RPI Win:	225	WON-LOST	WINNING	LAST 10	STRENGTH OF	OPP. STRENGTH	TEAM	ADJ.	CONF.	ADJ CONF.
Average RPI Loss:	78	RECORD	PCT. RANK	GAMES	SCHEDULE	OF SCHEDULE	RPI	RPI	RPI	RPI
DIV. I ONLY	19- 6	34	10-0	175	176	78	78	18	18	
DIV. I NON-CONF.	2- 5	259	0	24	54	140	140	17	17	
TOTALS	RPI 1-25	RPI 26-50	W-L RECORDS	RPI 51-100	RPI 101-150	RPI 150+				
19- 6	0- 2	0- 0	OVERALL	0- 2	1- 1	18- 1				
10- 2	0- 1	0- 0	HOME	0- 0	0- 1	10- 0				
9- 2	0- 0	0- 0	AWAY	0- 2	1- 0	8- 0				
0- 2	0- 1	0- 0	NEUTRAL	0- 0	0- 0	0- 1				
2- 5	0- 2	0- 0	NON-CONFERENCE	0- 2	0- 0	2- 1				
1- 1	0- 1	0- 0	HOME	0- 0	0- 0	1- 0				
1- 2	0- 0	0- 0	AWAY	0- 2	0- 0	1- 0				
0- 2	0- 1	0- 0	NEUTRAL	0- 0	0- 0	0- 1				
17- 1	0- 0	0- 0	CONFERENCE	0- 0	1- 1	16- 0				
9- 1	0- 0	0- 0	HOME	0- 0	0- 1	9- 0				
8- 0	0- 0	0- 0	AWAY	0- 0	1- 0	7- 0				
0- 0	0- 0	0- 0	NEUTRAL	0- 0	0- 0	0- 0				

RPI 1-25				RPI 26-50				RPI 51-100 Team's RPI: 78				RPI 101+			
RPI	S	Opponent	Score	RPI	S	Opponent	Score	RPI	S	Opponent	Score	RPI	S	Opponent	Score
9	H	Gonzaga	55 70					69	A	South Dakota St.	50 60	116	A	Idaho	62 56
17	N	Texas A&M	67 78					86	A	Minnesota	60 71	116	H	Idaho	68 69
												159	A	Idaho St.	74 55
												159	H	Idaho St.	67 59
												160	A	Montana	66 61
												160	H	Montana	92 78
												163	A	Northern Ariz.	72 64
												163	H	Northern Ariz.	73 71
												165	H	UC Davis	77 65
												171	N	Wichita St.	64 66
												176	H	Southern Utah	91 65
												223	A	Portland St.	73 62
												223	H	Portland St.	98 67
												224	H	Northern Colo.	91 58
												303	A	Sacramento St.	85 48
												303	H	Sacramento St.	113 69
												308	A	Eastern Wash.	89 85
												308	H	Eastern Wash.	79 47
												309	A	Seattle U	73 65
												322	A	Weber St.	102 67
												322	H	Weber St.	81 52
LAST 10 Division I															
163	H	Northern Ariz.	73 71	159	A	Idaho St.	74 55								
303	H	Sacramento St.	113 69	308	H	Eastern Wash.	79 47								
160	H	Montana	92 78	116	A	Idaho	62 56								
223	H	Portland St.	98 67	160	A	Montana	66 61								
322	A	Weber St.	102 67	159	H	Idaho St.	67 59								

Non-Div I Games: Carroll (MT) 67 33 Mont. St.-Northern 93 34

Montana St.

Through Games of March 17, 1910				Through Games of March 17, 1910						
Average RPI Win: 285		WON-LOST	WINNING	LAST 10	STRENGTH OF	OPP. STRENGTH	TEAM	ADJ.	CONF.	ADJ CONF.
Average RPI Loss: 152		RECORD	PCT. RANK	GAMES	SCHEDULE	OF SCHEDULE	RPI	RPI	RPI	RPI
DIV. I ONLY		8- 20	294	2-8	183	252	281	281	20	20
DIV. I NON-CONF.		2- 8	295	0	60	164	248	248	23	23

TOTALS	RPI 1-25		RPI 26-50		W-L RECORDS		RPI 51-100		RPI 101-150	RPI 150+
8- 20	0- 2		0- 2		OVERALL		0- 3		0- 2	8- 11
5- 8	0- 0		0- 1		HOME		0- 1		0- 1	5- 5
3- 12	0- 2		0- 1		AWAY		0- 2		0- 1	3- 6
0- 0	0- 0		0- 0		NEUTRAL		0- 0		0- 0	0- 0
2- 8	0- 2		0- 1		NON-CONFERENCE		0- 1		0- 1	2- 3
2- 2	0- 0		0- 0		HOME		0- 0		0- 0	2- 2
0- 6	0- 2		0- 1		AWAY		0- 1		0- 1	0- 1
0- 0	0- 0		0- 0		NEUTRAL		0- 0		0- 0	0- 0
6- 12	0- 0		0- 1		CONFERENCE		0- 2		0- 1	6- 8
3- 6	0- 0		0- 1		HOME		0- 1		0- 1	3- 3
3- 6	0- 0		0- 0		AWAY		0- 1		0- 0	3- 5
0- 0	0- 0		0- 0		NEUTRAL		0- 0		0- 0	0- 0

RPI 1-25					
RPI	S	Opponent	Score		
4	A	Baylor	47	94	
25	A	Kentucky	54	79	

RPI 26-50					
RPI	S	Opponent	Score		
47	H	UT Martin	64	82	
48	A	Dayton	41	58	

RPI 51-100					
RPI	S	Opponent	Score		
56	A	Belmont	62	71	
56	H	Belmont	56	63	
92	A	Michigan St.	48	93	

RPI 101+					
RPI	S	Opponent	Score		
112	H	Southeast Mo. St.	61	67	
149	A	Valparaiso	53	55	
155	H	N.C. A&T	56	74	
168	A	Austin Peay	65	70	
191	H	Radford	73	62	
208	A	Eastern Ill.	62	67	
208	H	Eastern Ill.	51	57	
210	A	Tennessee Tech	75	82	
210	H	Tennessee Tech	55	75	
227	H	Stetson	55	58	
233	A	Murray St.	75	83	
236	A	Jacksonville St.	69	55	
236	H	Jacksonville St.	67	48	
257	A	Bowling Green	65	79	
275	H	Saint Francis (PA)	65	54	
286	A	Eastern Ky.	58	64	
286	H	Eastern Ky.	47	68	
333	A	Tennessee St.	84	47	
333	H	Tennessee St.	69	60	
338	A	SIUE	63	55	
338	H	SIUE	75	69	

EAST 10 Division I					
RPI	S	Opponent	Score		
286	A	Eastern Ky.	58	64	
168	A	Austin Peay	65	70	
333	H	Tennessee St.	69	60	
56	H	Belmont	56	63	
233	A	Murray St.	75	83	

EAST 10 Division II					
RPI	S	Opponent	Score		
286	H	Eastern Ky.	47	68	
208	A	Eastern Ill.	62	67	
338	A	SIUE	63	55	
47	H	UT Martin	64	82	
112	H	Southeast Mo. St.	61	67	

Non-Div I Games:	Asbury	107	55	Midway	107	55
------------------	--------	-----	----	--------	-----	----

Morehead St.

■ Loss, ■ Non-Conf, S Site, H Home A Away N Neutral

Average RPI Win: 291	WON-LOST	WINNING	LAST 10	STRENGTH OF	OPP. STRENGTH	TEAM	ADJ.	CONF.	ADJ CONF.
Average RPI Loss: 192	RECORD	PCT. RANK	GAMES	SCHEDULE	OF SCHEDULE	RPI	RPI	RPI	RPI
DIV. I ONLY	13- 13	172	8-2	346	296	244	244	29	29
DIV. I NON-CONF.	2- 9	304	0	260	204	303	303	29	29
TOTALS	RPI 1-25	RPI 26-50	W-L RECORDS	RPI 51-100	RPI 101-150	RPI 150+			
13- 13	0- 0	0- 2	OVERALL	0- 2	0- 1	13- 8			
7- 1	0- 0	0- 0	HOME	0- 0	0- 0	7- 1			
6- 10	0- 0	0- 2	AWAY	0- 1	0- 1	6- 6			
0- 2	0- 0	0- 0	NEUTRAL	0- 1	0- 0	0- 1			
2- 9	0- 0	0- 2	NON-CONFERENCE	0- 2	0- 0	2- 5			
1- 0	0- 0	0- 0	HOME	0- 0	0- 0	1- 0			
1- 7	0- 0	0- 2	AWAY	0- 1	0- 0	1- 4			
0- 2	0- 0	0- 0	NEUTRAL	0- 1	0- 0	0- 1			
11- 4	0- 0	0- 0	CONFERENCE	0- 0	0- 1	11- 3			
6- 1	0- 0	0- 0	HOME	0- 0	0- 0	6- 1			
5- 3	0- 0	0- 0	AWAY	0- 0	0- 1	5- 2			
0- 0	0- 0	0- 0	NEUTRAL	0- 0	0- 0	0- 0			

RPI S	Opponent	Score	RPI S	Opponent	Score	RPI S	Opponent	Score	RPI S	Opponent	Score	Team's RPI: 244
28	A Marquette	48 70	81	N Stony Brook	56 63	106	A Bethune-Cookman	65 74				
38	A Michigan	48 80	88	A Nebraska	55 78	154	N Akron	45 52				
						155	H N.C. A&T	42 38				
						156	A Norfolk St.	57 64				
						246	A Marshall	57 52				
						252	H Texas St.	72 62				
						265	A Howard	68 52				
						265	H Howard	74 67				
						277	A Delaware St.	61 69				
						277	H Delaware St.	61 41				
						290	A UMBC	63 65				
						305	H N.C. Central	86 79				
						315	A UMES	55 44				
						315	H UMES	61 71				
						316	A Omaha	64 70				
						323	A Saint Peter's	77 78				
						325	A Hofstra	39 51				
						332	A Coppin St.	47 42				
						332	H Coppin St.	68 42				
						341	A Florida A&M	59 47				
						350	A South Carolina St.	60 47				
						350	H South Carolina St.	77 47				
LAST 10 Division I												
332	H Coppin St.	68 42	315	H UMES	61 71							
277	H Delaware St.	61 41	265	A Howard	68 52							
350	A South Carolina St.	60 47	315	A UMES	55 44							
156	A Norfolk St.	57 64	332	A Coppin St.	47 42							
305	H N.C. Central	86 79	155	H N.C. A&T	42 38							

Non-Div I Games: Washington Adventis84 52 Notre Dame (MD) 113 34

Morgan St.

Loss, Non-Conf, S Site, H Home A Away N Neutral

Mt. St. Mary's

Through Games Of March 2, 2020

Average RPI Win:	273	WON-LOST	WINNING	LAST 10	STRENGTH OF	OPP. STRENGTH	TEAM	ADJ.	CONF.	ADJ CONF.
Average RPI Loss:	147	RECORD	PCT. RANK	GAMES	SCHEDULE	OF SCHEDULE	RPI	RPI	RPI	RPI
DIV. I ONLY	18- 10	87	9-1	235	294	142	142	30	30	
DIV. I NON-CONF.	4- 7	225	0	112	107	177	177	30	30	
TOTALS	RPI 1-25	RPI 26-50	W-L RECORDS	RPI 51-100	RPI 101-150	RPI 150+				
18- 10	0- 3	0- 0	OVERALL	0- 0	2- 3	16- 4				
8- 3	0- 0	0- 0	HOME	0- 0	0- 2	8- 1				
9- 6	0- 3	0- 0	AWAY	0- 0	1- 0	8- 3				
1- 1	0- 0	0- 0	NEUTRAL	0- 0	1- 1	0- 0				
4- 7	0- 3	0- 0	NON-CONFERENCE	0- 0	1- 2	3- 2				
2- 1	0- 0	0- 0	HOME	0- 0	0- 1	2- 0				
1- 5	0- 3	0- 0	AWAY	0- 0	0- 0	1- 2				
1- 1	0- 0	0- 0	NEUTRAL	0- 0	1- 1	0- 0				
14- 3	0- 0	0- 0	CONFERENCE	0- 0	1- 1	13- 2				
6- 2	0- 0	0- 0	HOME	0- 0	0- 1	6- 1				
8- 1	0- 0	0- 0	AWAY	0- 0	1- 0	7- 1				
0- 0	0- 0	0- 0	NEUTRAL	0- 0	0- 0	0- 0				

RPI 1-25				RPI 26-50				RPI 51-100				RPI 101+ Team's RPI: 142			
RPI	S	Opponent	Score	RPI	S	Opponent	Score	RPI	S	Opponent	Score	RPI	S	Opponent	Score
15	A	Indiana	52 75									118	A	Robert Morris	62 59
23	A	Old Dominion	34 85									118	H	Robert Morris	52 57
25	A	Kentucky	44 67									128	N	Richmond	75 67
												137	H	Lehigh	65 66
												148	N	Hampton	60 68
												182	A	Merrimack	55 76
												182	H	Merrimack	62 53
												183	A	Towson	57 73
												191	A	Radford	75 58
												266	H	Loyola Maryland	81 75
												275	A	Saint Francis (PA)	66 55
												275	H	Saint Francis (PA)	68 44
												290	H	UMBC	71 61
												298	A	Wagner	67 52
												298	H	Wagner	78 63
												302	A	Sacred Heart	67 58
												314	A	St. Francis Brooklyn	67 62
												314	H	St. Francis Brooklyn	69 60
												315	A	UMES	76 78
												317	A	Fairleigh Dickinson	69 61
												326	A	Bryant	76 70
												326	H	Bryant	67 72
												335	A	LIU Brooklyn	77 57
												335	H	LIU Brooklyn	75 57
												346	H	Central Conn. St.	72 64
LAST 10 Division I															
				118	H	Robert Morris	52 57					275	H	Saint Francis (PA)	68 44
				275	A	Saint Francis (PA)	66 55					335	A	LIU Brooklyn	77 57
				182	H	Merrimack	62 53					314	A	St. Francis Brooklyn	67 62
				118	A	Robert Morris	62 59					302	A	Sacred Heart	67 58
				298	A	Wagner	67 52					317	A	Fairleigh Dickinson	69 61

Non-Div I Games: Frostburg St. 94 40

Mt. St. Mary's

Loss, Non-Conf, S Site, H Home A Away N Neutral

Average RPI Win:	280	WON-LOST	WINNING	LAST 10	STRENGTH OF	OPP. STRENGTH	TEAM	ADJ.	CONF.	ADJ CONF.
Average RPI Loss:	129	RECORD	PCT. RANK	GAMES	SCHEDULE	OF SCHEDULE	RPI	RPI	RPI	RPI
DIV. I ONLY	12- 15	206	5-5	265	216	233	233	20	20	
DIV. I NON-CONF.	5- 4	140	0	313	110	186	186	23	23	
TOTALS	RPI 1-25	RPI 26-50	W-L RECORDS	RPI 51-100	RPI 101-150	RPI 150+				
12- 15	0- 2	0- 2	OVERALL	0- 2	1- 2	11- 7				
8- 4	0- 0	0- 1	HOME	0- 1	1- 0	7- 2				
4- 11	0- 2	0- 1	AWAY	0- 1	0- 2	4- 5				
0- 0	0- 0	0- 0	NEUTRAL	0- 0	0- 0	0- 0				
5- 4	0- 2	0- 0	NON-CONFERENCE	0- 0	0- 1	5- 1				
2- 1	0- 0	0- 0	HOME	0- 0	0- 0	2- 1				
3- 3	0- 2	0- 0	AWAY	0- 0	0- 1	3- 0				
0- 0	0- 0	0- 0	NEUTRAL	0- 0	0- 0	0- 0				
7- 11	0- 0	0- 2	CONFERENCE	0- 2	1- 1	6- 6				
6- 3	0- 0	0- 1	HOME	0- 1	1- 0	5- 1				
1- 8	0- 0	0- 1	AWAY	0- 1	0- 1	1- 5				
0- 0	0- 0	0- 0	NEUTRAL	0- 0	0- 0	0- 0				

RPI 1-25				RPI 26-50				RPI 51-100				RPI 101+ Team's RPI: 233			
RPI	S	Opponent	Score	RPI	S	Opponent	Score	RPI	S	Opponent	Score	RPI	S	Opponent	Score
5	A	Louisville	40 76	47	A	UT Martin	56 98	56	A	Belmont	53 70	104	A	Southern Ill.	66 76
14	A	Mississippi St.	43 124	47	H	UT Martin	64 89	56	H	Belmont	56 86	112	A	Southeast Mo. St.	73 88
												112	H	Southeast Mo. St.	70 62
												168	A	Austin Peay	61 69
												168	H	Austin Peay	60 88
												170	H	Samford	56 84
												208	A	Eastern Ill.	46 66
												208	H	Eastern Ill.	92 87
												210	A	Tennessee Tech	72 77
												236	A	Jacksonville St.	51 68
												254	H	Arkansas St.	77 62
												255	A	Lipscomb	67 57
												274	H	Indiana St.	70 62
												281	H	Morehead St.	83 75
												286	H	Eastern Ky.	66 65
												331	A	Evansville	61 59
												333	A	Tennessee St.	81 96
												333	H	Tennessee St.	100 62
												338	A	SIUE	70 61
												338	H	SIUE	74 60
												351	A	Mississippi Val.	72 66
LAST 10 Division I															
				168	H	Austin Peay	60 88	168	A	Austin Peay	61 69				
				286	H	Eastern Ky.	66 65	333	A	Tennessee St.	81 96				
				338	A	SIUE	70 61	56	A	Belmont	53 70				
				208	A	Eastern Ill.	46 66	338	H	SIUE	74 60				
				281	H	Morehead St.	83 75	208	H	Eastern Ill.	92 87				

Non-Div I Games: Cumberland (TN) 93 60 Christian Bros. 95 59

Murray St.

Loss, Non-Conf, S Site, H Home A Away N Neutral

Average RPI Win:	271	WON-LOST	WINNING	LAST 10	STRENGTH OF	OPP. STRENGTH	TEAM	ADJ.	CONF.	ADJ CONF.
Average RPI Loss:	138	RECORD	PCT. RANK	GAMES	SCHEDULE	OF SCHEDULE	RPI	RPI	RPI	RPI
DIV. I ONLY	17- 8	68	7-3	326	267	155	155	29	29	
DIV. I NON-CONF.	6- 4	123	0	179	60	93	93	29	29	
TOTALS	RPI 1-25	RPI 26-50	W-L RECORDS	RPI 51-100	RPI 101-150	RPI 150+				
17- 8	0- 1	0- 0	OVERALL	1- 2	1- 2	15- 3				
8- 2	0- 0	0- 0	HOME	0- 0	1- 1	7- 1				
8- 5	0- 1	0- 0	AWAY	1- 1	0- 1	7- 2				
1- 1	0- 0	0- 0	NEUTRAL	0- 1	0- 0	1- 0				
6- 4	0- 1	0- 0	NON-CONFERENCE	1- 2	1- 0	4- 1				
2- 0	0- 0	0- 0	HOME	0- 0	1- 0	1- 0				
3- 3	0- 1	0- 0	AWAY	1- 1	0- 0	2- 1				
1- 1	0- 0	0- 0	NEUTRAL	0- 1	0- 0	1- 0				
11- 4	0- 0	0- 0	CONFERENCE	0- 0	0- 2	11- 2				
6- 2	0- 0	0- 0	HOME	0- 0	0- 1	6- 1				
5- 2	0- 0	0- 0	AWAY	0- 0	0- 1	5- 1				
0- 0	0- 0	0- 0	NEUTRAL	0- 0	0- 0	0- 0				

RPI 1-25				RPI 26-50				RPI 51-100				RPI 101+ Team's RPI: 155			
RPI	S	Opponent	Score	RPI	S	Opponent	Score	RPI	S	Opponent	Score	RPI	S	Opponent	Score
21	A	NC State	44 80					70	A	Georgia	54 72	106	A	Bethune-Cookman	50 70
								96	A	VCU	69 58	106	H	Bethune-Cookman	58 69
								97	N	Miami (FL)	67 68	136	H	UNC Greensboro	57 48
												154	A	Akron	52 64
												156	H	Norfolk St.	53 39
												228	A	Clemson	82 74
												244	A	Morgan St.	38 42
												254	N	Arkansas St.	55 50
												265	H	Howard	60 55
												277	A	Delaware St.	69 45
												277	H	Delaware St.	58 53
												281	A	Morehead St.	74 56
												289	H	ETSU	80 69
												305	H	N.C. Central	80 86
												315	A	UMES	67 31
												315	H	UMES	72 57
												332	A	Coppin St.	84 38
												341	A	Florida A&M	66 49
												341	H	Florida A&M	71 44
												350	A	South Carolina St.	63 47
												350	H	South Carolina St.	66 55
LAST 10 Division I															
350	A	South Carolina St.	63 47	106	A	Bethune-Cookman	50 70								
315	H	UMES	72 57	350	H	South Carolina St.	66 55								
265	H	Howard	60 55	156	H	Norfolk St.	53 39								
305	H	N.C. Central	80 86	277	H	Delaware St.	58 53								
341	A	Florida A&M	66 49	106	H	Bethune-Cookman	58 69								

Non-Div I Games: Saint Augustine's 75 44 Johnson & Wales (NC121 61

N.C. A&T

■ Loss,
 ■ Non-Conf, S Site,
 ■ Home
 ■ Away
 N Neutral

Average RPI Win: 290				Through Games of March 17, 2018						
Average RPI Loss: 201		WON-LOST RECORD	WINNING PCT. RANK	LAST 10 GAMES	STRENGTH OF SCHEDULE	OPP. STRENGTH OF SCHEDULE	TEAM RPI	ADJ. RPI	CONF. RPI	ADJ CONF. RPI
DIV. I ONLY		10- 16	241	6-4	341	304	305	305	29	29
DIV. I NON-CONF.		2- 9	304	0	265	218	317	317	29	29
TOTALS		RPI 1-25	RPI 26-50	W-L RECORDS		RPI 51-100	RPI 101-150	RPI 150+		
10- 16	0- 1		0- 0	OVERALL		0- 0	1- 4	9- 11		
5- 6	0- 0		0- 0	HOME		0- 0	1- 1	4- 5		
5- 9	0- 1		0- 0	AWAY		0- 0	0- 3	5- 5		
0- 1	0- 0		0- 0	NEUTRAL		0- 0	0- 0	0- 1		
2- 9	0- 1		0- 0	NON-CONFERENCE		0- 0	1- 2	1- 6		
1- 3	0- 0		0- 0	HOME		0- 0	1- 0	0- 3		
1- 5	0- 1		0- 0	AWAY		0- 0	0- 2	1- 2		
0- 1	0- 0		0- 0	NEUTRAL		0- 0	0- 0	0- 1		
8- 7	0- 0		0- 0	CONFERENCE		0- 0	0- 2	8- 5		
4- 3	0- 0		0- 0	HOME		0- 0	0- 1	4- 2		
4- 4	0- 0		0- 0	AWAY		0- 0	0- 1	4- 3		
0- 0	0- 0		0- 0	NEUTRAL		0- 0	0- 0	0- 0		

[illegible]

Non-Div I Games:	Lincoln (PA)	53	68	Washington Adventis	83	48
------------------	--------------	----	----	---------------------	----	----

N.C. Central

Loss, Non-Conf, S Site, H Home A Away N Neutral

Average RPI Win:	133	WON-LOST	WINNING	LAST 10	STRENGTH OF	OPP. STRENGTH	TEAM	ADJ.	CONF.	ADJ CONF.
Average RPI Loss:	60	RECORD	PCT. RANK	GAMES	SCHEDULE	OF SCHEDULE	RPI	RPI	RPI	RPI
DIV. I ONLY	25- 4	13	7-3	77	37	21	21	5	5	
DIV. I NON-CONF.	11- 0	1	0	165	88	15	15	4	4	
TOTALS	RPI 1-25	RPI 26-50	W-L RECORDS	RPI 51-100	RPI 101-150	RPI 150+				
25- 4	2- 2	4- 0	OVERALL	4- 1	4- 1	11- 0				
13- 3	1- 2	2- 0	HOME	1- 1	3- 0	6- 0				
10- 1	1- 0	1- 0	AWAY	3- 0	1- 1	4- 0				
2- 0	0- 0	1- 0	NEUTRAL	0- 0	0- 0	1- 0				
11- 0	1- 0	1- 0	NON-CONFERENCE	0- 0	0- 0	9- 0				
7- 0	1- 0	0- 0	HOME	0- 0	0- 0	6- 0				
2- 0	0- 0	0- 0	AWAY	0- 0	0- 0	2- 0				
2- 0	0- 0	1- 0	NEUTRAL	0- 0	0- 0	1- 0				
14- 4	1- 2	3- 0	CONFERENCE	4- 1	4- 1	2- 0				
6- 3	0- 2	2- 0	HOME	1- 1	3- 0	0- 0				
8- 1	1- 0	1- 0	AWAY	3- 0	1- 1	2- 0				
0- 0	0- 0	0- 0	NEUTRAL	0- 0	0- 0	0- 0				

RPI	S	Opponent	Score	RPI	S	Opponent	Score	RPI	S	Opponent	Score	RPI	S	Opponent	Score
3	H	Maryland	66 59	32	A	Virginia Tech	71 59	57	A	Virginia	75 64	101	A	Notre Dame	90 56
5	H	Louisville	59 66	32	H	Virginia Tech	76 69	57	H	Virginia	80 60	103	H	Syracuse	69 60
24	A	Duke	63 60	39	H	Florida St.	68 51	64	A	Boston College	72 54	127	H	Wake Forest	59 45
24	H	Duke	65 70	44	N	Texas	84 73	71	H	Georgia Tech	61 65	138	A	North Carolina	60 66
								97	A	Miami (FL)	50 48	138	H	North Carolina	76 68
												155	H	N.C. A&T	80 44
												172	H	Maine	62 34
												178	H	Elon	62 49
												193	H	Chattanooga	74 38
												197	A	Saint Mary's (CA)	87 70
												207	A	Hawaii	68 59
												228	A	Clemson	79 60
												248	N	North Texas	76 65
												261	H	Lamar University	81 40
												271	H	UNCW	80 40
												293	A	Pittsburgh	88 44
LAST 10 Division I															
57	A	Virginia	75 64	5	H	Louisville	59 66	32	A	Virginia Tech	71 59	24	A	Duke	63 60
103	H	Syracuse	69 60	24	A	Duke	63 60	228	A	Clemson	79 60	138	H	North Carolina	76 68
24	H	Duke	65 70	97	A	Miami (FL)	50 48								
97	A	Miami (FL)	50 48	71	H	Georgia Tech	61 65								

Non-Div I Games:

NC State

RPI 1-25				RPI 26-50				RPI 51-100				RPI 101+				Team's RPI: 330	
RPI	S	Opponent	Score	RPI	S	Opponent	Score	RPI	S	Opponent	Score	RPI	S	Opponent	Score		
				34	A	FGCU	39 82	66	H	Penn	51 85	102	H	Colgate	52 79		
				34	H	FGCU	39 68	80	A	Colorado	57 80	109	A	Columbia	43 99		
								98	A	Liberty	48 66	139	A	North Florida	48 71		
								98	H	Liberty	53 67	139	H	North Florida	60 56		
												144	A	North Ala.	45 90		
												144	H	North Ala.	55 57		
												152	A	Jacksonville	67 88		
												152	H	Jacksonville	54 66		
												164	A	Binghamton	40 75		
												187	A	Cornell	44 68		
												225	A	Kennesaw St.	62 85		
												225	H	Kennesaw St.	64 77		
												227	A	Stetson	49 72		
												227	H	Stetson	49 68		
												255	A	Lipscomb	66 68		
												255	H	Lipscomb	57 65		
												269	A	Air Force	48 68		
												298	A	Wagner	59 61		
												306	A	Vermont	59 65		
												314	H	St. Francis Brooklyn	88 69		
												317	H	Fairleigh Dickinson	59 68		
												323	H	Saint Peter's	76 73		
												344	A	Hartford	61 52		
LAST 10 Division I																	
				144	A	North Ala.	45 90	98	A	Liberty	48 66						
				225	A	Kennesaw St.	62 85	139	H	North Florida	60 56						
				227	H	Stetson	49 68	152	H	Jacksonville	54 66						
				34	H	FGCU	39 68	144	H	North Ala.	55 57						
				255	A	Lipscomb	66 68	227	A	Stetson	49 72						

NJIT

Average RPI Win: 220	WON-LOST	WINNING	LAST 10	STRENGTH OF	OPP. STRENGTH	TEAM	ADJ.	CONF.	ADJ CONF.
Average RPI Loss: 172	RECORD	PCT. RANK	GAMES	SCHEDULE	OF SCHEDULE	RPI	RPI	RPI	RPI
DIV. I ONLY	6- 21	314	1-9	233	177	318	318	15	15
DIV. I NON-CONF.	4- 6	212	0	325	235	289	289	15	15
TOTALS	RPI 1-25	RPI 26-50	W-L RECORDS	RPI 51-100	RPI 101-150	RPI 150+			
6- 21	0- 0	0- 2	OVERALL	0- 0	1- 8	5- 11			
5- 8	0- 0	0- 1	HOME	0- 0	1- 3	4- 4			
1- 13	0- 0	0- 1	AWAY	0- 0	0- 5	1- 7			
0- 0	0- 0	0- 0	NEUTRAL	0- 0	0- 0	0- 0			
4- 6	0- 0	0- 0	NON-CONFERENCE	0- 0	0- 1	4- 5			
3- 1	0- 0	0- 0	HOME	0- 0	0- 0	3- 1			
1- 5	0- 0	0- 0	AWAY	0- 0	0- 1	1- 4			
0- 0	0- 0	0- 0	NEUTRAL	0- 0	0- 0	0- 0			
2- 15	0- 0	0- 2	CONFERENCE	0- 0	1- 7	1- 6			
2- 7	0- 0	0- 1	HOME	0- 0	1- 3	1- 3			
0- 8	0- 0	0- 1	AWAY	0- 0	0- 4	0- 3			
0- 0	0- 0	0- 0	NEUTRAL	0- 0	0- 0	0- 0			

RPI 1-25				RPI 26-50				RPI 51-100				RPI 101+				Team's RPI: 318	
RPI	S	Opponent	Score	RPI	S	Opponent	Score	RPI	S	Opponent	Score	RPI	S	Opponent	Score		
				50	A	Bucknell	65 75					102	A	Colgate	55 80		
				50	H	Bucknell	34 61					102	H	Colgate	53 65		
												121	A	Holy Cross	43 57		
												121	H	Holy Cross	49 58		
												130	A	Boston U.	56 71		
												130	H	Boston U.	46 41		
												137	A	Lehigh	40 70		
												137	H	Lehigh	53 60		
												138	A	North Carolina	40 80		
												161	A	Lafayette	52 79		
												161	H	Lafayette	59 62		
												172	A	Maine	41 46		
												189	H	La Salle	61 46		
												198	H	American	40 48		
												225	H	Kennesaw St.	82 62		
												228	A	Clemson	65 52		
												231	A	Saint Joseph's	40 49		
												232	A	Fairfield	52 66		
												245	H	George Mason	58 67		
												266	A	Loyola Maryland	54 64		
												266	H	Loyola Maryland	44 50		
												269	H	Air Force	67 59		
												279	A	Army West Point	52 62		
												279	H	Army West Point	57 45		
												306	A	Vermont	56 64		
LAST 10 Division I																	
				161	H	Lafayette	59 62					50	A	Bucknell	65 75		
				266	A	Loyola Maryland	54 64					102	H	Colgate	53 65		
				279	A	Army West Point	52 62					266	H	Loyola Maryland	44 50		
				198	H	American	40 48					121	A	Holy Cross	43 57		
				130	A	Boston U.	56 71					279	H	Army West Point	57 45		

Non-Div I Games: Stevenson 70 36

Navy

Loss,
 Non-Conf, S Site,
 Home
 Away
 N Neutral

Nebraska

Through Games Of March 2, 2020

Average RPI Win:	170	WON-LOST	WINNING	LAST 10	STRENGTH OF	OPP. STRENGTH	TEAM	ADJ.	CONF.	ADJ CONF.
Average RPI Loss:	34	RECORD	PCT. RANK	GAMES	SCHEDULE	OF SCHEDULE	RPI	RPI	RPI	RPI
DIV. I ONLY	17- 12	130	3-7	58	25	88	88	2	2	
DIV. I NON-CONF.	10- 1	20	0	232	222	70	70	2	2	
TOTALS	RPI 1-25	RPI 26-50	W-L RECORDS	RPI 51-100	RPI 101-150	RPI 150+				
17- 12	2- 7	1- 3	OVERALL	2- 2	2- 0	10- 0				
13- 4	2- 2	1- 2	HOME	1- 0	1- 0	8- 0				
2- 8	0- 5	0- 1	AWAY	0- 2	1- 0	1- 0				
2- 0	0- 0	0- 0	NEUTRAL	1- 0	0- 0	1- 0				
10- 1	1- 0	0- 1	NON-CONFERENCE	1- 0	0- 0	8- 0				
7- 1	1- 0	0- 1	HOME	0- 0	0- 0	6- 0				
1- 0	0- 0	0- 0	AWAY	0- 0	0- 0	1- 0				
2- 0	0- 0	0- 0	NEUTRAL	1- 0	0- 0	1- 0				
7- 11	1- 7	1- 2	CONFERENCE	1- 2	2- 0	2- 0				
6- 3	1- 2	1- 1	HOME	1- 0	1- 0	2- 0				
1- 8	0- 5	0- 1	AWAY	0- 2	1- 0	0- 0				
0- 0	0- 0	0- 0	NEUTRAL	0- 0	0- 0	0- 0				

RPI 1-25				RPI 26-50				RPI 51-100				Team's RPI: 88	RPI 101+			
RPI	S	Opponent	Score	RPI	S	Opponent	Score	RPI	S	Opponent	Score		RPI	S	Opponent	Score
3	A	Maryland	69 87	38	H	Michigan	74 71	84	N	Southern California	67 54		145	A	Wisconsin	72 71
7	A	Northwestern	56 60	42	A	Rutgers	65 69	86	A	Minnesota	61 67		145	H	Wisconsin	65 50
12	A	Iowa	60 76	45	H	Creighton	74 79	86	H	Minnesota	72 58		167	A	Missouri	90 85
12	H	Iowa	78 69	46	H	Purdue	68 76	92	A	Michigan St.	70 78		186	H	Manhattan	71 51
15	A	Indiana	53 81										192	H	Illinois	80 58
15	H	Indiana	53 57										213	H	Penn St.	75 58
22	A	Ohio St.	52 65										217	H	Oral Roberts	77 67
22	H	Ohio St.	74 80										241	H	Alabama A&M	68 46
24	H	Duke	83 79										244	H	Morgan St.	78 55
													253	H	Southern U.	73 39
													302	N	Sacred Heart	72 49
													338	H	SIUE	63 49
LAST 10 Division I																
15	A	Indiana	53 81	15	H	Indiana	53 57	12	A	Iowa	60 76		22	H	Ohio St.	74 80
192	H	Illinois	80 58	22	A	Ohio St.	52 65	86	A	Minnesota	61 67		86	A	Minnesota	61 67
22	A	Ohio St.	52 65	7	A	Northwestern	56 60	145	A	Wisconsin	72 71					
7	A	Northwestern	56 60	213	H	Penn St.	75 58									

Non-Div I Games:

Nebraska

■ Loss,
■ Non-Conf, S Site,
■ Home
■ Away
N Neutral

Nevada

Average RPI Win: **260**
Average RPI Loss: **159**

WON-LOST
RECORD

WINNING
PCT. RANK

LAST 10
GAMES

Through Games Of March 2, 2020

STRENGTH OF
SCHEDULE

OPP. STRENGTH
OF SCHEDULE

TEAM
RPI

ADJ.
RPI

CONF.
RPI

ADJ CONF.
RPI

DIV. I ONLY	14- 16	190	5-5	247	226	230	230	17	17
DIV. I NON-CONF.	6- 4	123	0	317	274	219	219	19	19
TOTALS	RPI 1-25	RPI 26-50	W-L RECORDS	RPI 51-100	RPI 101-150	RPI 150+			
14- 16	0- 0	0- 0	OVERALL	0- 6	1- 2	13- 8			
9- 5	0- 0	0- 0	HOME	0- 2	0- 1	9- 2			
3- 10	0- 0	0- 0	AWAY	0- 3	1- 1	2- 6			
2- 1	0- 0	0- 0	NEUTRAL	0- 1	0- 0	2- 0			
6- 4	0- 0	0- 0	NON-CONFERENCE	0- 2	0- 1	6- 1			
4- 1	0- 0	0- 0	HOME	0- 1	0- 0	4- 0			
1- 3	0- 0	0- 0	AWAY	0- 1	0- 1	1- 1			
1- 0	0- 0	0- 0	NEUTRAL	0- 0	0- 0	1- 0			
8- 12	0- 0	0- 0	CONFERENCE	0- 4	1- 1	7- 7			
5- 4	0- 0	0- 0	HOME	0- 1	0- 1	5- 2			
2- 7	0- 0	0- 0	AWAY	0- 2	1- 0	1- 5			
1- 1	0- 0	0- 0	NEUTRAL	0- 1	0- 0	1- 0			

RPI S	Opponent	Score	RPI S	Opponent	Score	RPI S	Opponent	Score	RPI S	Opponent	Score	Team's RPI: 230
						68	A Fresno St.	58 69	115	A Utah	62 68	
						68	N Fresno St.	71 75	147	A San Jose St.	80 76	
						84	A Southern California	47 50	147	H San Jose St.	70 72	
						94	H SFA	65 80	157	A Wyoming	59 83	
						95	A Boise St.	40 54	157	H Wyoming	79 84	
						95	H Boise St.	72 83	197	H Saint Mary's (CA)	78 72	
									219	A UNLV	64 66	
									219	H UNLV	62 59	
									223	A Portland St.	75 80	
									226	A New Mexico	67 87	
									226	H New Mexico	86 78	
									226	N New Mexico	74 64	
									239	A San Diego St.	68 81	
									239	H San Diego St.	70 69	
									269	A Air Force	71 67	
									269	H Air Force	61 68	
									278	H Utah St.	69 60	
									287	A Colorado St.	70 75	
									287	H Colorado St.	74 63	
									296	A Utah Valley	60 57	
									299	N UTRGV	62 57	
									303	H Sacramento St.	83 72	
									310	H Cal Poly	71 40	
									349	H Chicago St.	80 60	
LAST 10 Division I												
			68	N Fresno St.	71 75	226	H New Mexico	86 78				
			226	N New Mexico	74 64	219	H UNLV	62 59				
			239	A San Diego St.	68 81	147	A San Jose St.	80 76				
			157	H Wyoming	79 84	269	A Air Force	71 67				
			68	A Fresno St.	58 69	95	H Boise St.	72 83				

Non-Div I Games: Stanislaus St. 80 62

Nevada

Loss, Non-Conf, S Site, H Home A Away N Neutral

New Hampshire

Through Games Of March 2, 2020

Average RPI Win:	320	WON-LOST	WINNING	LAST 10	STRENGTH OF	OPP. STRENGTH	TEAM	ADJ.	CONF.	ADJ CONF.
Average RPI Loss:	156	RECORD	PCT. RANK	GAMES	SCHEDULE	OF SCHEDULE	RPI	RPI	RPI	RPI
DIV. I ONLY	9- 18	273	4-6	204	302	267	267	26	26	
DIV. I NON-CONF.	2- 9	304	0	141	242	274	274	27	27	
TOTALS	RPI 1-25	RPI 26-50	W-L RECORDS	RPI 51-100	RPI 101-150	RPI 150+				
9- 18	0- 2	0- 0	OVERALL	0- 2	0- 3	9- 11				
4- 8	0- 0	0- 0	HOME	0- 1	0- 1	4- 6				
5- 10	0- 2	0- 0	AWAY	0- 1	0- 2	5- 5				
0- 0	0- 0	0- 0	NEUTRAL	0- 0	0- 0	0- 0				
2- 9	0- 2	0- 0	NON-CONFERENCE	0- 0	0- 3	2- 4				
1- 3	0- 0	0- 0	HOME	0- 0	0- 1	1- 2				
1- 6	0- 2	0- 0	AWAY	0- 0	0- 2	1- 2				
0- 0	0- 0	0- 0	NEUTRAL	0- 0	0- 0	0- 0				
7- 9	0- 0	0- 0	CONFERENCE	0- 2	0- 0	7- 7				
3- 5	0- 0	0- 0	HOME	0- 1	0- 0	3- 4				
4- 4	0- 0	0- 0	AWAY	0- 1	0- 0	4- 3				
0- 0	0- 0	0- 0	NEUTRAL	0- 0	0- 0	0- 0				

RPI 1-25				RPI 26-50				RPI 51-100				RPI 101+ Team's RPI: 267			
RPI	S	Opponent	Score	RPI	S	Opponent	Score	RPI	S	Opponent	Score	RPI	S	Opponent	Score
4	A	Baylor	29 97					81	A	Stony Brook	50 52	121	A	Holy Cross	61 82
11	A	Princeton	37 77					81	H	Stony Brook	44 53	130	H	Boston U.	64 78
												143	A	Massachusetts	65 67
												164	A	Binghamton	64 66
												164	H	Binghamton	53 63
												172	A	Maine	50 67
												172	H	Maine	62 71
												174	A	Dartmouth	47 66
												182	A	Merrimack	54 64
												205	H	Brown	68 76
												218	A	UMass Lowell	53 58
												218	H	UMass Lowell	53 66
												268	H	North Dakota St.	61 67
												290	A	UMBC	72 63
												290	H	UMBC	56 51
												306	A	Vermont	59 51
												306	H	Vermont	42 44
												319	A	Albany (NY)	48 47
												319	H	Albany (NY)	56 53
												326	A	Bryant	68 56
												344	A	Hartford	64 55
												344	H	Hartford	72 71
												346	H	Central Conn. St.	70 59
LAST 10 Division I															
164	A	Binghamton	64 66	306	H	Vermont	42 44	81	A	Stony Brook	50 52				
172	H	Maine	62 71	218	H	UMass Lowell	53 66	306	A	Vermont	59 51				
319	H	Albany (NY)	56 53	164	H	Binghamton	53 63								
344	A	Hartford	64 55												
290	H	UMBC	56 51												

Non-Div I Games: Wheaton (MA) 89 44

New Hampshire

■ Loss,
 ■ Non-Conf,
 ■ S Site,
 ■ Home
 ■ A Away
 N Neutral

New Mexico

Through Games Of March 2, 2020

Average RPI Win:	236	WON-LOST	WINNING	LAST 10	STRENGTH OF	OPP. STRENGTH	TEAM	ADJ.	CONF.	ADJ CONF.
Average RPI Loss:	156	RECORD	PCT. RANK	GAMES	SCHEDULE	OF SCHEDULE	RPI	RPI	RPI	RPI
DIV. I ONLY	14- 17	199	3-7	206	189	226	226	17	17	
DIV. I NON-CONF.	8- 4	90	0	254	150	162	162	19	19	
TOTALS	RPI 1-25	RPI 26-50	W-L RECORDS	RPI 51-100	RPI 101-150	RPI 150+				
14- 17	0- 0	0- 1	OVERALL	0- 6	0- 2	14- 8				
7- 9	0- 0	0- 0	HOME	0- 3	0- 1	7- 5				
6- 6	0- 0	0- 1	AWAY	0- 2	0- 1	6- 2				
1- 2	0- 0	0- 0	NEUTRAL	0- 1	0- 0	1- 1				
8- 4	0- 0	0- 1	NON-CONFERENCE	0- 2	0- 0	8- 1				
5- 2	0- 0	0- 0	HOME	0- 1	0- 0	5- 1				
2- 1	0- 0	0- 1	AWAY	0- 0	0- 0	2- 0				
1- 1	0- 0	0- 0	NEUTRAL	0- 1	0- 0	1- 0				
6- 13	0- 0	0- 0	CONFERENCE	0- 4	0- 2	6- 7				
2- 7	0- 0	0- 0	HOME	0- 2	0- 1	2- 4				
4- 5	0- 0	0- 0	AWAY	0- 2	0- 1	4- 2				
0- 1	0- 0	0- 0	NEUTRAL	0- 0	0- 0	0- 1				

RPI 1-25				RPI 26-50				RPI 51-100				RPI 101+				Team's RPI: 226	
RPI	S	Opponent	Score	RPI	S	Opponent	Score	RPI	S	Opponent	Score	RPI	S	Opponent	Score		
				30	A	Arizona St.	47 84	60	H	Ball St.	57 70	147	A	San Jose St.	85 89		
								64	N	West Virginia	60 73	147	H	San Jose St.	80 81		
								68	A	Fresno St.	81 84	157	A	Wyoming	74 71		
								68	H	Fresno St.	78 84	157	H	Wyoming	66 73		
								95	A	Boise St.	82 83	163	H	Northern Ariz.	83 76		
								95	H	Boise St.	76 95	167	N	Missouri	71 68		
												184	H	Providence	86 68		
												209	H	Houston	81 71		
												214	A	UTEP	93 78		
												219	A	UNLV	80 64		
												219	H	UNLV	51 68		
												230	A	Nevada	78 86		
												230	H	Nevada	87 67		
												230	N	Nevada	64 74		
												239	A	San Diego St.	74 75		
												239	H	San Diego St.	58 67		
												269	A	Air Force	75 53		
												269	H	Air Force	66 79		
												278	A	Utah St.	54 52		
												287	H	Colorado St.	73 62		
												288	H	LMU (CA)	72 73		
												304	H	UC Riverside	80 70		
												312	A	New Mexico St.	86 67		
												312	H	New Mexico St.	107 53		
LAST 10 Division I																	
				230	N	Nevada	64 74	219	A	UNLV	80 64						
				278	A	Utah St.	54 52	239	H	San Diego St.	58 67						
				269	H	Air Force	66 79	157	A	Wyoming	74 71						
				95	H	Boise St.	76 95	68	H	Fresno St.	78 84						
				230	A	Nevada	78 86	239	A	San Diego St.	74 75						

Non-Div I Games: Northern N.M. 92 44

New Mexico

■ Loss,
 ■ Non-Conf, S Site,
 ■ Home
 ■ Away
 N Neutral

New Mexico St.

Through Games Of March 2, 2020

Average RPI Win:	294	WON-LOST	WINNING	LAST 10	STRENGTH OF	OPP. STRENGTH	TEAM	ADJ.	CONF.	ADJ CONF.
Average RPI Loss:	223	RECORD	PCT. RANK	GAMES	SCHEDULE	OF SCHEDULE	RPI	RPI	RPI	RPI
DIV. I ONLY	10- 17	252	5-5	318	333	312	312	31	31	
DIV. I NON-CONF.	2- 10	313	0	253	289	326	326	32	32	
TOTALS	RPI 1-25	RPI 26-50	W-L RECORDS	RPI 51-100	RPI 101-150	RPI 150+				
10- 17	0- 0	0- 1	OVERALL	0- 1	0- 1	10- 14				
7- 7	0- 0	0- 1	HOME	0- 0	0- 0	7- 6				
3- 8	0- 0	0- 0	AWAY	0- 1	0- 0	3- 7				
0- 2	0- 0	0- 0	NEUTRAL	0- 0	0- 1	0- 1				
2- 10	0- 0	0- 1	NON-CONFERENCE	0- 1	0- 1	2- 7				
1- 5	0- 0	0- 1	HOME	0- 0	0- 0	1- 4				
1- 3	0- 0	0- 0	AWAY	0- 1	0- 0	1- 2				
0- 2	0- 0	0- 0	NEUTRAL	0- 0	0- 1	0- 1				
8- 7	0- 0	0- 0	CONFERENCE	0- 0	0- 0	8- 7				
6- 2	0- 0	0- 0	HOME	0- 0	0- 0	6- 2				
2- 5	0- 0	0- 0	AWAY	0- 0	0- 0	2- 5				
0- 0	0- 0	0- 0	NEUTRAL	0- 0	0- 0	0- 0				

RPI 1-25				RPI 26-50				RPI 51-100				RPI 101+				Team's RPI: 312	
RPI	S	Opponent	Score	RPI	S	Opponent	Score	RPI	S	Opponent	Score	RPI	S	Opponent	Score		
				30	H	Arizona St.	47 70	99	A	Abilene Christian	54 67	146	N	Western Mich.	76 79		
												196	H	Pepperdine	69 72		
												211	A	UMKC	52 56		
												211	H	UMKC	50 55		
												214	A	UTEP	45 65		
												214	H	UTEP	57 63		
												226	A	New Mexico	53 107		
												226	H	New Mexico	67 86		
												229	A	Denver	78 75		
												240	A	Grand Canyon	49 60		
												240	H	Grand Canyon	69 58		
												251	A	CSU Bakersfield	59 60		
												251	H	CSU Bakersfield	67 62		
												291	H	California Baptist	57 56		
												296	A	Utah Valley	65 58		
												296	H	Utah Valley	54 58		
												299	A	UTRGV	63 74		
												299	H	UTRGV	76 75		
												304	H	UC Riverside	58 60		
												309	A	Seattle U	57 67		
												309	H	Seattle U	83 65		
												313	N	Georgia St.	51 59		
												322	H	Weber St.	77 47		
												349	A	Chicago St.	73 60		
												349	H	Chicago St.	80 56		
LAST 10 Division I																	
				251	H	CSU Bakersfield	67 62	211	H	UMKC	50 55						
				240	H	Grand Canyon	69 58	349	H	Chicago St.	80 56						
				299	A	UTRGV	63 74	240	A	Grand Canyon	49 60						
				296	A	Utah Valley	65 58	251	A	CSU Bakersfield	59 60						
				309	A	Seattle U	57 67	299	H	UTRGV	76 75						

Non-Div I Games: Western N.M. 75 56

New Mexico St.

■ Loss,
 ■ Non-Conf, S Site,
 ■ Home
 ■ Away
 N Neutral

NEW ORLEANS				THROUGH GAMES OF MARCH 17, 1910						
Average RPI Win:	265	WON-LOST	WINNING	LAST 10	STRENGTH OF	OPP. STRENGTH	TEAM	ADJ.	CONF.	ADJ CONF.
Average RPI Loss:	130	RECORD	PCT. RANK	GAMES	SCHEDULE	OF SCHEDULE	RPI	RPI	RPI	RPI
DIV. I ONLY	13- 12	158	6-4	216	250	169	169	23	23	
DIV. I NON-CONF.	2- 5	259	0	133	92	209	209	24	24	
TOTALS	RPI 1-25	RPI 26-50	W-L RECORDS	RPI 51-100	RPI 101-150	RPI 150+				
13- 12	0- 0	0- 2	OVERALL	1- 5	0- 1	12- 4				
7- 3	0- 0	0- 0	HOME	1- 1	0- 1	6- 1				
6- 9	0- 0	0- 2	AWAY	0- 4	0- 0	6- 3				
0- 0	0- 0	0- 0	NEUTRAL	0- 0	0- 0	0- 0				
2- 5	0- 0	0- 2	NON-CONFERENCE	0- 1	0- 0	2- 2				
1- 1	0- 0	0- 0	HOME	0- 0	0- 0	1- 1				
1- 4	0- 0	0- 2	AWAY	0- 1	0- 0	1- 1				
0- 0	0- 0	0- 0	NEUTRAL	0- 0	0- 0	0- 0				
11- 7	0- 0	0- 0	CONFERENCE	1- 4	0- 1	10- 2				
6- 2	0- 0	0- 0	HOME	1- 1	0- 1	5- 0				
5- 5	0- 0	0- 0	AWAY	0- 3	0- 0	5- 2				
0- 0	0- 0	0- 0	NEUTRAL	0- 0	0- 0	0- 0				

RPI 1-25				RPI 26-50				RPI 51-100				RPI 101+				Team's RPI: 169	
RPI	S	Opponent	Score	RPI	S	Opponent	Score	RPI	S	Opponent	Score	RPI	S	Opponent	Score		
				33	A	LSU	49 83	52	A	Iowa St.	53 71	150	H	Sam Houston St.	46 78		
				35	A	Arkansas	52 82	79	A	A&M-Corpus Christi	40 43	185	H	Louisiana	60 65		
								79	H	A&M-Corpus Christi	53 83	220	H	North Dakota	79 73		
								94	A	SFA	47 59	234	A	Central Ark.	49 37		
								94	H	SFA	53 50	234	H	Central Ark.	85 73		
								99	A	Abilene Christian	62 76	237	A	Southeastern La.	57 73		
												252	A	Texas St.	49 51		
												256	A	Incarnate Word	67 55		
												256	H	Incarnate Word	61 57		
												260	A	Nicholls St.	68 70		
												260	H	Nicholls St.	77 65		
												261	A	Lamar University	62 57		
												285	A	Ole Miss	69 64		
												321	H	Houston Baptist	88 84		
												336	A	Northwestern St.	77 63		
												345	A	McNeese	85 59		
												345	H	McNeese	78 59		
LAST 10 Division I																	
				260	A	Nicholls St.	68 70	94	A	SFA	47 59						
				79	A	A&M-Corpus Christi	40 43	321	H	Houston Baptist	88 84						
				345	A	McNeese	85 59	237	A	Southeastern La.	57 73						
				256	H	Incarnate Word	61 57	336	A	Northwestern St.	77 63						
				234	H	Central Ark.	85 73	260	H	Nicholls St.	77 65						

Non-Div I Games:	Pensacola Christian	91	31	Tougaloo	91	69
------------------	---------------------	----	----	----------	----	----

New Orleans

■ Loss, ■ Non-Conf, S Site, H Home A Away N Neutral

Niagara

Through Games Of March 2, 2020

Average RPI Win:	302	WON-LOST	WINNING	LAST 10	STRENGTH OF	OPP. STRENGTH	TEAM	ADJ.	CONF.	ADJ CONF.
Average RPI Loss:	174	RECORD	PCT. RANK	GAMES	SCHEDULE	OF SCHEDULE	RPI	RPI	RPI	RPI
DIV. I ONLY	9- 18	273	3-7	258	295	282	282	24	24	
DIV. I NON-CONF.	2- 7	288	0	231	316	291	291	25	25	
TOTALS	RPI 1-25	RPI 26-50	W-L RECORDS	RPI 51-100	RPI 101-150	RPI 150+				
9- 18	0- 0	0- 1	OVERALL	0- 4	0- 2	9- 11				
5- 6	0- 0	0- 0	HOME	0- 2	0- 1	5- 3				
4- 12	0- 0	0- 1	AWAY	0- 2	0- 1	4- 8				
0- 0	0- 0	0- 0	NEUTRAL	0- 0	0- 0	0- 0				
2- 7	0- 0	0- 1	NON-CONFERENCE	0- 0	0- 2	2- 4				
1- 1	0- 0	0- 0	HOME	0- 0	0- 1	1- 0				
1- 6	0- 0	0- 1	AWAY	0- 0	0- 1	1- 4				
0- 0	0- 0	0- 0	NEUTRAL	0- 0	0- 0	0- 0				
7- 11	0- 0	0- 0	CONFERENCE	0- 4	0- 0	7- 7				
4- 5	0- 0	0- 0	HOME	0- 2	0- 0	4- 3				
3- 6	0- 0	0- 0	AWAY	0- 2	0- 0	3- 4				
0- 0	0- 0	0- 0	NEUTRAL	0- 0	0- 0	0- 0				

RPI 1-25			RPI 26-50			RPI 51-100			RPI 101+			Team's RPI: 282			
RPI	S	Opponent	Score	RPI	S	Opponent	Score	RPI	S	Opponent	Score	RPI	S	Opponent	Score
				42	A	Rutgers	37 87	54	A	Marist	57 82	102	A	Colgate	72 85
								54	H	Marist	67 94	129	H	Buffalo	67 81
								90	A	Rider	75 79	164	A	Binghamton	55 74
								90	H	Rider	55 71	186	A	Manhattan	65 68
												186	H	Manhattan	61 75
												187	A	Cornell	59 82
												188	A	Quinnipiac	61 71
												232	H	Fairfield	65 77
												249	A	Iona	63 57
												249	H	Iona	58 70
												265	A	Howard	42 91
												280	A	Siena	54 59
												280	H	Siena	68 61
												283	H	Oakland	77 63
												294	A	St. Bonaventure	67 71
												297	A	Monmouth	73 70
												297	H	Monmouth	62 61
												323	A	Saint Peter's	68 64
												323	H	Saint Peter's	97 89
												332	A	Coppin St.	82 67
												337	A	Canisius	56 78
												337	H	Canisius	81 62
LAST 10 Division I															
				337	A	Canisius	56 78	249	H	Iona	58 70				
				186	H	Manhattan	61 75	232	H	Fairfield	65 77				
				297	H	Monmouth	62 61	54	A	Marist	57 82				
				188	A	Quinnipiac	61 71	280	A	Siena	54 59				
				323	A	Saint Peter's	68 64	337	H	Canisius	81 62				

Non-Div I Games:

Niagara

■ Loss,
 ■ Non-Conf,
 ■ S Site,
 ■ H Home
 ■ A Away
 N Neutral

Average RPI Win:	281	WON-LOST	WINNING	LAST 10	STRENGTH OF	OPP. STRENGTH	TEAM	ADJ.	CONF.	ADJ CONF.
Average RPI Loss:	141	RECORD	PCT. RANK	GAMES	SCHEDULE	OF SCHEDULE	RPI	RPI	RPI	RPI
DIV. I ONLY	10- 16	241	7-3	254	224	260	260	23	23	
DIV. I NON-CONF.	1- 6	318	0	64	39	253	253	24	24	
TOTALS	RPI 1-25	RPI 26-50	W-L RECORDS	RPI 51-100	RPI 101-150	RPI 150+				
10- 16	0- 2	0- 1	OVERALL	0- 4	0- 3	10- 6				
6- 5	0- 0	0- 0	HOME	0- 2	0- 1	6- 2				
4- 10	0- 2	0- 1	AWAY	0- 2	0- 1	4- 4				
0- 1	0- 0	0- 0	NEUTRAL	0- 0	0- 1	0- 0				
1- 6	0- 2	0- 1	NON-CONFERENCE	0- 1	0- 1	1- 1				
1- 0	0- 0	0- 0	HOME	0- 0	0- 0	1- 0				
0- 5	0- 2	0- 1	AWAY	0- 1	0- 0	0- 1				
0- 1	0- 0	0- 0	NEUTRAL	0- 0	0- 1	0- 0				
9- 10	0- 0	0- 0	CONFERENCE	0- 3	0- 2	9- 5				
5- 5	0- 0	0- 0	HOME	0- 2	0- 1	5- 2				
4- 5	0- 0	0- 0	AWAY	0- 1	0- 1	4- 3				
0- 0	0- 0	0- 0	NEUTRAL	0- 0	0- 0	0- 0				

RPI 1-25				RPI 26-50				RPI 51-100				RPI 101+ Team's RPI: 260			
RPI	S	Opponent	Score	RPI	S	Opponent	Score	RPI	S	Opponent	Score	RPI	S	Opponent	Score
15	A	Indiana	47 111	33	A	LSU	32 63	62	A	Rice	47 71	139	N	North Florida	61 64
19	A	TCU	47 72					79	A	A&M-Corpus Christi	49 55	150	A	Sam Houston St.	71 87
								94	H	SFA	61 78	150	H	Sam Houston St.	77 80
								99	H	Abilene Christian	84 95	152	A	Jacksonville	55 72
												169	A	New Orleans	65 77
												169	H	New Orleans	70 68
												234	A	Central Ark.	67 58
												234	H	Central Ark.	46 53
												237	A	Southeastern La.	67 65
												237	H	Southeastern La.	54 49
												256	A	Incarinate Word	51 53
												261	A	Lamar University	62 60
												261	H	Lamar University	78 84
												321	A	Houston Baptist	84 78
												321	H	Houston Baptist	57 53
												336	A	Northwestern St.	54 58
												336	H	Northwestern St.	73 66
												345	H	McNeese	79 63
												348	H	La.-Monroe	74 59
LAST 10 Division I															
169	H	New Orleans	70 68	261	A	Lamar University	62 60								
321	H	Houston Baptist	57 53	150	H	Sam Houston St.	77 80								
234	A	Central Ark.	67 58	94	H	SFA	61 78								
336	H	Northwestern St.	73 66	345	H	McNeese	79 63								
237	H	Southeastern La.	54 49	169	A	New Orleans	65 77								

Non-Div I Games: Southern-N.O. 94 61 Paul Quinn 101 68

Nicholls St.

Loss, Non-Conf, S Site, H Home A Away N Neutral

Norfolk St.

Through Games Of March 2, 2020

Average RPI Win:	253	WON-LOST	WINNING	LAST 10	STRENGTH OF	OPP. STRENGTH	TEAM	ADJ.	CONF.	ADJ CONF.
Average RPI Loss:	154	RECORD	PCT. RANK	GAMES	SCHEDULE	OF SCHEDULE	RPI	RPI	RPI	RPI
DIV. I ONLY	17- 10	92	7-3	240	305	156	156	29	29	
DIV. I NON-CONF.	5- 7	205	0	95	197	167	167	29	29	
TOTALS	RPI 1-25	RPI 26-50	W-L RECORDS	RPI 51-100	RPI 101-150	RPI 150+				
17- 10	0- 0	0- 0	OVERALL	0- 2	3- 4	14- 4				
9- 4	0- 0	0- 0	HOME	0- 1	1- 1	8- 2				
7- 5	0- 0	0- 0	AWAY	0- 0	1- 3	6- 2				
1- 1	0- 0	0- 0	NEUTRAL	0- 1	1- 0	0- 0				
5- 7	0- 0	0- 0	NON-CONFERENCE	0- 2	2- 3	3- 2				
2- 3	0- 0	0- 0	HOME	0- 1	0- 1	2- 1				
2- 3	0- 0	0- 0	AWAY	0- 0	1- 2	1- 1				
1- 1	0- 0	0- 0	NEUTRAL	0- 1	1- 0	0- 0				
12- 3	0- 0	0- 0	CONFERENCE	0- 0	1- 1	11- 2				
7- 1	0- 0	0- 0	HOME	0- 0	1- 0	6- 1				
5- 2	0- 0	0- 0	AWAY	0- 0	0- 1	5- 1				
0- 0	0- 0	0- 0	NEUTRAL	0- 0	0- 0	0- 0				

RPI 1-25			RPI 26-50			RPI 51-100			RPI 101+ Team's RPI: 156		
RPI	S	Opponent	Score	RPI	S	Opponent	Score	RPI	S	Opponent	Score
								64	N	West Virginia	55 72
								98	H	Liberty	48 67
								106	A	Bethune-Cookman	62 68
								106	H	Bethune-Cookman	61 51
								108	A	William & Mary	56 65
								118	H	Robert Morris	62 69
								128	A	Richmond	69 77
								139	N	North Florida	57 54
								148	A	Hampton	77 56
								152	A	Jacksonville	71 64
								155	A	N.C. A&T	39 53
								173	H	High Point	72 58
								189	H	La Salle	52 55
								244	H	Morgan St.	64 57
								246	A	Marshall	69 75
								265	A	Howard	83 80
								265	H	Howard	69 60
								273	H	Longwood	49 46
								277	A	Delaware St.	68 57
								277	H	Delaware St.	65 57
								305	A	N.C. Central	83 75
								315	H	UMES	68 45
								332	A	Coppin St.	85 48
								332	H	Coppin St.	55 57
								341	A	Florida A&M	69 62
								341	H	Florida A&M	59 51
								350	H	South Carolina St.	76 42
LAST 10 Division I											
277	A	Delaware St.	68 57	244	H	Morgan St.	64 57				
265	H	Howard	69 60	277	H	Delaware St.	65 57				
106	A	Bethune-Cookman	62 68	305	A	N.C. Central	83 75				
341	A	Florida A&M	69 62	155	A	N.C. A&T	39 53				
332	H	Coppin St.	55 57	341	H	Florida A&M	59 51				

Non-Div I Games: Virginia-Lynchburg 123 48

Norfolk St.

■ Loss,
 ■ Non-Conf,
 ■ S Site,
 ■ Home
 ■ A Away
 N Neutral

Average RPI Win:	242	WON-LOST	WINNING	LAST 10	STRENGTH OF	OPP. STRENGTH	TEAM	ADJ.	CONF.	ADJ CONF.
Average RPI Loss:	126	RECORD	PCT. RANK	GAMES	SCHEDULE	OF SCHEDULE	RPI	RPI	RPI	RPI
DIV. I ONLY	18- 8	61	6-4	319	190	144	144	16	16	
DIV. I NON-CONF.	7- 3	80	0	343	323	214	214	14	14	
TOTALS	RPI 1-25	RPI 26-50	W-L RECORDS	RPI 51-100	RPI 101-150	RPI 150+				
18- 8	0- 1	1- 1	OVERALL	2- 1	1- 1	14- 4				
8- 2	0- 0	0- 1	HOME	1- 0	1- 0	6- 1				
6- 6	0- 1	1- 0	AWAY	1- 1	0- 1	4- 3				
4- 0	0- 0	0- 0	NEUTRAL	0- 0	0- 0	4- 0				
7- 3	0- 1	0- 0	NON-CONFERENCE	0- 1	0- 0	7- 1				
1- 1	0- 0	0- 0	HOME	0- 0	0- 0	1- 1				
2- 2	0- 1	0- 0	AWAY	0- 1	0- 0	2- 0				
4- 0	0- 0	0- 0	NEUTRAL	0- 0	0- 0	4- 0				
11- 5	0- 0	1- 1	CONFERENCE	2- 0	1- 1	7- 3				
7- 1	0- 0	0- 1	HOME	1- 0	1- 0	5- 0				
4- 4	0- 0	1- 0	AWAY	1- 0	0- 1	2- 3				
0- 0	0- 0	0- 0	NEUTRAL	0- 0	0- 0	0- 0				

RPI 1-25				RPI 26-50				RPI 51-100				RPI 101+ Team's RPI: 144			
RPI	S	Opponent	Score	RPI	S	Opponent	Score	RPI	S	Opponent	Score	RPI	S	Opponent	Score
12	A	Iowa	81 86	34	A	FGCU	61 55	52	A	Iowa St.	72 80	139	A	North Florida	65 67
				34	H	FGCU	63 74	98	A	Liberty	76 71	139	H	North Florida	54 51
								98	H	Liberty	86 75	152	A	Jacksonville	56 67
												152	H	Jacksonville	76 65
												170	H	Samford	63 79
												225	A	Kennesaw St.	56 59
												225	H	Kennesaw St.	71 54
												227	A	Stetson	60 69
												227	H	Stetson	68 57
												241	N	Alabama A&M	80 65
												255	A	Lipscomb	84 72
												255	H	Lipscomb	91 58
												276	N	UC Irvine	88 60
												320	A	Alabama St.	81 60
												330	A	NJIT	57 55
												330	H	NJIT	90 45
												333	A	Tennessee St.	88 63
												338	N	SIUE	85 67
												350	N	South Carolina St.	99 46
												351	H	Mississippi Val.	86 60
LAST 10 Division I															
330	H	NJIT	90 45	255	H	Lipscomb	91 58								
34	A	FGCU	61 55	98	H	Liberty	86 75								
225	H	Kennesaw St.	71 54	330	A	NJIT	57 55								
227	A	Stetson	60 69	152	A	Jacksonville	56 67								
139	A	North Florida	65 67	225	A	Kennesaw St.	56 59								

Non-Div I Games: Virginia-Lynchburg 128 26 Oakwood 120 38

North Ala.

Loss, Non-Conf, S Site, H Home A Away N Neutral

North Carolina

Through Games Of March 2, 2020

Average RPI Win:	191	WON-LOST	WINNING	LAST 10	STRENGTH OF	OPP. STRENGTH	TEAM	ADJ.	CONF.	ADJ CONF.
Average RPI Loss:	53	RECORD	PCT. RANK	GAMES	SCHEDULE	OF SCHEDULE	RPI	RPI	RPI	RPI
DIV. I ONLY	16- 13	149	2-8	148	33	138	138	5	5	
DIV. I NON-CONF.	9- 2	37	0	338	115	157	157	4	4	
TOTALS	RPI 1-25	RPI 26-50	W-L RECORDS	RPI 51-100	RPI 101-150	RPI 150+				
16- 13	1- 4	0- 3	OVERALL	4- 3	1- 3	10- 0				
11- 5	1- 2	0- 1	HOME	2- 1	0- 1	8- 0				
2- 8	0- 2	0- 2	AWAY	2- 2	0- 2	0- 0				
3- 0	0- 0	0- 0	NEUTRAL	0- 0	1- 0	2- 0				
9- 2	0- 0	0- 0	NON-CONFERENCE	0- 2	1- 0	8- 0				
6- 1	0- 0	0- 0	HOME	0- 1	0- 0	6- 0				
0- 1	0- 0	0- 0	AWAY	0- 1	0- 0	0- 0				
3- 0	0- 0	0- 0	NEUTRAL	0- 0	1- 0	2- 0				
7- 11	1- 4	0- 3	CONFERENCE	4- 1	0- 3	2- 0				
5- 4	1- 2	0- 1	HOME	2- 0	0- 1	2- 0				
2- 7	0- 2	0- 2	AWAY	2- 1	0- 2	0- 0				
0- 0	0- 0	0- 0	NEUTRAL	0- 0	0- 0	0- 0				

RPI S	Opponent	Score	RPI S	Opponent	Score	RPI S	Opponent	Score	RPI S	Opponent	Score	Team's RPI: 138
5	H Louisville	67 74	32	A Virginia Tech	70 76	53	H Yale	63 66	101	A Notre Dame	65 83	
21	A NC State	68 76	32	H Virginia Tech	63 72	57	A Virginia	65 47	103	H Syracuse	56 74	
21	H NC State	66 60	39	A Florida St.	64 78	57	H Virginia	78 68	117	N Temple	71 58	
24	A Duke	61 71				58	A Alabama	77 83	127	A Wake Forest	79 82	
24	H Duke	54 73				64	A Boston College	75 93	167	N Missouri	82 69	
						71	A Georgia Tech	67 60	178	H Elon	76 46	
						97	H Miami (FL)	78 58	192	H Illinois	85 60	
									228	H Clemson	86 72	
									271	N UNCW	85 45	
									293	H Pittsburgh	70 62	
									305	H N.C. Central	92 53	
									318	H Navy	80 40	
									342	H Western Caro.	92 55	
									343	H Charleston So.	85 54	
LAST 10 Division I												
24	H Duke	54 73	32	H Virginia Tech	63 72							
101	A Notre Dame	65 83	24	A Duke	61 71							
127	A Wake Forest	79 82	228	H Clemson	86 72							
64	A Boston College	75 93	57	H Virginia	78 68							
103	H Syracuse	56 74	21	A NC State	68 76							

Non-Div I Games:

North Carolina

Loss, Non-Conf, S Site, H Home A Away N Neutral

North Dakota

Through Games Of March 2, 2020

Average RPI Win:	274	WON-LOST	WINNING	LAST 10	STRENGTH OF	OPP. STRENGTH	TEAM	ADJ.	CONF.	ADJ CONF.
Average RPI Loss:	149	RECORD	PCT. RANK	GAMES	SCHEDULE	OF SCHEDULE	RPI	RPI	RPI	RPI
DIV. I ONLY	13- 14	184	3-7	279	227	220	220	19	19	
DIV. I NON-CONF.	7- 4	100	0	252	299	121	121	18	18	
TOTALS	RPI 1-25	RPI 26-50	W-L RECORDS	RPI 51-100	RPI 101-150	RPI 150+				
13- 14	0- 0	0- 3	OVERALL	0- 3	1- 0	12- 8				
5- 6	0- 0	0- 1	HOME	0- 2	1- 0	4- 3				
8- 8	0- 0	0- 2	AWAY	0- 1	0- 0	8- 5				
0- 0	0- 0	0- 0	NEUTRAL	0- 0	0- 0	0- 0				
7- 4	0- 0	0- 1	NON-CONFERENCE	0- 1	1- 0	6- 2				
2- 1	0- 0	0- 0	HOME	0- 1	1- 0	1- 0				
5- 3	0- 0	0- 1	AWAY	0- 0	0- 0	5- 2				
0- 0	0- 0	0- 0	NEUTRAL	0- 0	0- 0	0- 0				
6- 10	0- 0	0- 2	CONFERENCE	0- 2	0- 0	6- 6				
3- 5	0- 0	0- 1	HOME	0- 1	0- 0	3- 3				
3- 5	0- 0	0- 1	AWAY	0- 1	0- 0	3- 3				
0- 0	0- 0	0- 0	NEUTRAL	0- 0	0- 0	0- 0				

RPI S	Opponent	Score	RPI S	Opponent	Score	RPI S	Opponent	Score	RPI S	Opponent	Score	Team's RPI: 220
27	A Arizona	42 74	61	H Illinois St.	58 66	149	H Valparaiso	65 63				
29	A South Dakota	47 76	69	A South Dakota St.	64 99	169	A New Orleans	73 79				
29	H South Dakota	46 93	69	H South Dakota St.	61 74	206	A Western Ill.	74 91				
						206	H Western Ill.	77 71				
						215	H Rhode Island	67 61				
						217	A Oral Roberts	52 75				
						217	H Oral Roberts	72 86				
						221	A SMU	51 66				
						222	A Milwaukee	66 58				
						229	A Denver	90 82				
						229	H Denver	81 91				
						240	A Grand Canyon	78 76				
						268	A North Dakota St.	82 92				
						268	H North Dakota St.	74 82				
						300	A Ga. Southern	69 56				
						316	A Omaha	71 67				
						316	H Omaha	63 57				
						339	A Purdue Fort Wayne	63 49				
						339	H Purdue Fort Wayne	91 85				
						343	A Charleston So.	73 57				
						350	A South Carolina St.	95 53				
LAST 10 Division I												
29	A South Dakota	47 76	29	H South Dakota	46 93							
316	A Omaha	71 67	217	H Oral Roberts	72 86							
268	H North Dakota St.	74 82	339	A Purdue Fort Wayne	63 49							
69	H South Dakota St.	61 74	206	H Western Ill.	77 71							
206	A Western Ill.	74 91	229	H Denver	81 91							

Non-Div I Games: Northland 118 35 Mayville St. 83 52

North Dakota

Loss, Non-Conf, S Site, H Home A Away N Neutral

Through Games Of March 17, 1980										
Average RPI Win:	281	WON-LOST	WINNING	LAST 10	STRENGTH OF	OPP. STRENGTH	TEAM	ADJ.	CONF.	ADJ CONF.
Average RPI Loss:	126	RECORD	PCT. RANK	GAMES	SCHEDULE	OF SCHEDULE	RPI	RPI	RPI	RPI
DIV. I ONLY	8- 18	289	6-4	197	154	268	268	19	19	
DIV. I NON-CONF.	1- 9	326	0	154	30	294	294	18	18	
TOTALS	RPI 1-25	RPI 26-50	W-L RECORDS	RPI 51-100	RPI 101-150	RPI 150+				
8- 18	0- 0	0- 4	OVERALL	0- 4	0- 2	8- 8				
4- 9	0- 0	0- 1	HOME	0- 2	0- 2	4- 4				
4- 9	0- 0	0- 3	AWAY	0- 2	0- 0	4- 4				
0- 0	0- 0	0- 0	NEUTRAL	0- 0	0- 0	0- 0				
1- 9	0- 0	0- 2	NON-CONFERENCE	0- 2	0- 2	1- 3				
0- 5	0- 0	0- 0	HOME	0- 1	0- 2	0- 2				
1- 4	0- 0	0- 2	AWAY	0- 1	0- 0	1- 1				
0- 0	0- 0	0- 0	NEUTRAL	0- 0	0- 0	0- 0				
7- 9	0- 0	0- 2	CONFERENCE	0- 2	0- 0	7- 5				
4- 4	0- 0	0- 1	HOME	0- 1	0- 0	4- 2				
3- 5	0- 0	0- 1	AWAY	0- 1	0- 0	3- 3				
0- 0	0- 0	0- 0	NEUTRAL	0- 0	0- 0	0- 0				

RPI 1-25				RPI 26-50				RPI 51-100				RPI 101+ Team's RPI: 268			
RPI	S	Opponent	Score	RPI	S	Opponent	Score	RPI	S	Opponent	Score	RPI	S	Opponent	Score
				29	A	South Dakota	57 96	52	H	Iowa St.	58 86	145	H	Wisconsin	63 64
				29	H	South Dakota	36 80	69	A	South Dakota St.	52 60	149	H	Valparaiso	54 66
				41	A	Bradley	64 70	69	H	South Dakota St.	58 85	151	A	Northeastern	61 72
				45	A	Creighton	59 70	75	A	UNI	63 95	157	H	Wyoming	57 66
												190	H	Northern Ill.	68 74
												206	A	Western Ill.	79 86
												206	H	Western Ill.	78 79
												217	A	Oral Roberts	62 70
												217	H	Oral Roberts	76 80
												220	A	North Dakota	82 74
												220	H	North Dakota	92 82
												229	A	Denver	82 91
												229	H	Denver	85 80
												267	A	New Hampshire	67 61
												316	A	Omaha	74 65
												316	H	Omaha	67 64
												339	A	Purdue Fort Wayne	58 44
												339	H	Purdue Fort Wayne	74 53
				LAST 10 Division I											
				316	H	Omaha	67 64	217	H	Oral Roberts	76 80				
				69	H	South Dakota St.	58 85	316	A	Omaha	74 65				
				220	A	North Dakota	82 74	206	A	Western Ill.	79 86				
				29	A	South Dakota	57 96	339	A	Purdue Fort Wayne	58 44				
				339	H	Purdue Fort Wayne	74 53	229	H	Denver	85 80				

Non-Div I Games:	Waldorf	92	26	Mayville St.	97	59
------------------	---------	----	----	--------------	----	----

North Dakota St.

■ Loss, ■ Non-Conf, S Site, H Home A Away N Neutral

North Florida

Through Games Of March 2, 2020

Average RPI Win: 205	WON-LOST	WINNING	LAST 10	STRENGTH OF	OPP. STRENGTH	TEAM	ADJ.	CONF.	ADJ CONF.
Average RPI Loss: 127	RECORD	PCT. RANK	GAMES	SCHEDULE	OF SCHEDULE	RPI	RPI	RPI	RPI
DIV. I ONLY	13- 14	184	4-6	101	163	139	139	16	16
DIV. I NON-CONF.	5- 6	187	0	38	152	87	87	14	14
TOTALS	RPI 1-25	RPI 26-50	W-L RECORDS	RPI 51-100	RPI 101-150	RPI 150+			
13- 14	0- 1	0- 3	OVERALL	2- 3	2- 2	9- 5			
5- 4	0- 0	0- 1	HOME	1- 0	2- 0	2- 3			
6- 8	0- 1	0- 2	AWAY	0- 2	0- 2	6- 1			
2- 2	0- 0	0- 0	NEUTRAL	1- 1	0- 0	1- 1			
5- 6	0- 1	0- 1	NON-CONFERENCE	1- 2	1- 1	3- 1			
1- 0	0- 0	0- 0	HOME	0- 0	1- 0	0- 0			
2- 4	0- 1	0- 1	AWAY	0- 1	0- 1	2- 0			
2- 2	0- 0	0- 0	NEUTRAL	1- 1	0- 0	1- 1			
8- 8	0- 0	0- 2	CONFERENCE	1- 1	1- 1	6- 4			
4- 4	0- 0	0- 1	HOME	1- 0	1- 0	2- 3			
4- 4	0- 0	0- 1	AWAY	0- 1	0- 1	4- 1			
0- 0	0- 0	0- 0	NEUTRAL	0- 0	0- 0	0- 0			

RPI 1-25				RPI 26-50				RPI 51-100				RPI 101+ Team's RPI: 139			
RPI	S	Opponent	Score	RPI	S	Opponent	Score	RPI	S	Opponent	Score	RPI	S	Opponent	Score
15	A	Indiana	45 72	34	A	FGCU	65 76	54	N	Marist	54 69	121	H	Holy Cross	80 60
				34	H	FGCU	50 72	90	N	Rider	80 70	144	A	North Ala.	51 54
				39	A	Florida St.	41 70	97	A	Miami (FL)	55 78	144	H	North Ala.	67 65
								98	A	Liberty	54 76	145	A	Wisconsin	62 75
								98	H	Liberty	65 50	152	A	Jacksonville	70 64
												152	H	Jacksonville	60 69
												156	N	Norfolk St.	54 57
												225	A	Kennesaw St.	64 55
												225	H	Kennesaw St.	57 33
												227	A	Stetson	62 60
												227	H	Stetson	52 60
												241	A	Alabama A&M	73 64
												255	A	Lipscomb	68 60
												255	H	Lipscomb	66 73
												260	N	Nicholls St.	64 61
												301	A	FIU	64 49
												330	A	NJIT	56 60
												330	H	NJIT	71 48
LAST 10 Division I															
227	A	Stetson	62 60	330	A	NJIT	56 60								
98	A	Liberty	54 76	34	A	FGCU	65 76								
255	H	Lipscomb	66 73	227	H	Stetson	52 60								
152	H	Jacksonville	60 69	225	H	Kennesaw St.	57 33								
144	H	North Ala.	67 65	98	H	Liberty	65 50								

Non-Div I Games: Warner 110 46 Edward Waters 80 51

North Florida

Loss, Non-Conf, S Site, H Home A Away N Neutral

North Texas

Through Games Of March 2, 2020

Average RPI Win:	248	WON-LOST	WINNING	LAST 10	STRENGTH OF	OPP. STRENGTH	TEAM	ADJ.	CONF.	ADJ CONF.
Average RPI Loss:	140	RECORD	PCT. RANK	GAMES	SCHEDULE	OF SCHEDULE	RPI	RPI	RPI	RPI
DIV. I ONLY	9- 16	262	3-7	173	174	248	248	13	13	
DIV. I NON-CONF.	4- 5	195	0	196	308	226	226	16	16	
TOTALS	RPI 1-25	RPI 26-50	W-L RECORDS	RPI 51-100	RPI 101-150	RPI 150+				
9- 16	0- 2	1- 2	OVERALL	0- 3	0- 2	8- 7				
6- 6	0- 0	1- 1	HOME	0- 1	0- 2	5- 2				
3- 8	0- 1	0- 0	AWAY	0- 2	0- 0	3- 5				
0- 2	0- 1	0- 1	NEUTRAL	0- 0	0- 0	0- 0				
4- 5	0- 1	0- 1	NON-CONFERENCE	0- 0	0- 1	4- 2				
3- 1	0- 0	0- 0	HOME	0- 0	0- 1	3- 0				
1- 2	0- 0	0- 0	AWAY	0- 0	0- 0	1- 2				
0- 2	0- 1	0- 1	NEUTRAL	0- 0	0- 0	0- 0				
5- 11	0- 1	1- 1	CONFERENCE	0- 3	0- 1	4- 5				
3- 5	0- 0	1- 1	HOME	0- 1	0- 1	2- 2				
2- 6	0- 1	0- 0	AWAY	0- 2	0- 0	2- 3				
0- 0	0- 0	0- 0	NEUTRAL	0- 0	0- 0	0- 0				

RPI	S	Opponent	Score	RPI	S	Opponent	Score	RPI	S	Opponent	Score	RPI	S	Opponent	Score	Team's RPI: 248
21	N	NC State	65 76	31	H	Western Ky.	61 54	55	A	Charlotte	59 72	105	H	UT Arlington	49 68	
23	A	Old Dominion	66 71	44	N	Texas	57 63	62	A	Rice	66 69	124	H	UAB	50 51	
				49	H	Middle Tenn.	60 80	62	H	Rice	52 67	185	H	Louisiana	69 66	
												194	A	Fla. Atlantic	78 84	
												203	H	Southern Miss.	57 65	
												207	A	Hawaii	66 60	
												214	A	UTEP	63 67	
												246	A	Marshall	77 69	
												246	H	Marshall	59 68	
												251	A	CSU Bakersfield	52 61	
												272	H	Louisiana Tech	74 69	
												278	A	Utah St.	55 66	
												301	A	FIU	56 58	
												311	A	UTSA	79 55	
												311	H	UTSA	94 55	
												324	H	Alcorn	67 31	
												348	H	La.-Monroe	63 51	
LAST 10 Division I																
246	A	Marshall	77 69	124	H	UAB	50 51									
311	H	UTSA	94 55	49	H	Middle Tenn.	60 80									
62	A	Rice	66 69	62	H	Rice	52 67									
23	A	Old Dominion	66 71	214	A	UTEP	63 67									
55	A	Charlotte	59 72	311	A	UTSA	79 55									

Non-Div I Games: Mid-Amer. Christian59 61 Xavier (LA) 68 31 Tex. A&M-Texarkana 114 54

North Texas

Loss, Non-Conf, S Site, H Home A Away N Neutral

Northeastern

Through Games Of March 2, 2020

Average RPI Win:	216	WON-LOST	WINNING	LAST 10	STRENGTH OF	OPP. STRENGTH	TEAM	ADJ.	CONF.	ADJ CONF.
Average RPI Loss:	95	RECORD	PCT. RANK	GAMES	SCHEDULE	OF SCHEDULE	RPI	RPI	RPI	RPI
DIV. I ONLY	12- 16	219	4-6	56	134	151	151	14	14	
DIV. I NON-CONF.	4- 7	225	0	32	57	116	116	13	13	
TOTALS	RPI 1-25	RPI 26-50	W-L RECORDS	RPI 51-100	RPI 101-150	RPI 150+				
12- 16	0- 2	0- 6	OVERALL	0- 2	2- 2	10- 4				
8- 6	0- 0	0- 4	HOME	0- 1	1- 0	7- 1				
4- 10	0- 2	0- 2	AWAY	0- 1	1- 2	3- 3				
0- 0	0- 0	0- 0	NEUTRAL	0- 0	0- 0	0- 0				
4- 7	0- 2	0- 2	NON-CONFERENCE	0- 2	1- 1	3- 0				
2- 3	0- 0	0- 2	HOME	0- 1	0- 0	2- 0				
2- 4	0- 2	0- 0	AWAY	0- 1	1- 1	1- 0				
0- 0	0- 0	0- 0	NEUTRAL	0- 0	0- 0	0- 0				
8- 9	0- 0	0- 4	CONFERENCE	0- 0	1- 1	7- 4				
6- 3	0- 0	0- 2	HOME	0- 0	1- 0	5- 1				
2- 6	0- 0	0- 2	AWAY	0- 0	0- 1	2- 3				
0- 0	0- 0	0- 0	NEUTRAL	0- 0	0- 0	0- 0				

RPI	S	Opponent	Score	RPI	S	Opponent	Score	RPI	S	Opponent	Score	RPI	S	Opponent	Score	Team's RPI: 151
2	A	Oregon	47 89	29	H	South Dakota	76 80	53	H	Yale	63 78	108	A	William & Mary	64 80	
16	A	Central Mich.	63 79	36	A	James Madison	54 67	89	A	Fordham	58 74	108	H	William & Mary	61 55	
				36	H	James Madison	64 86					122	A	Harvard	46 44	
				40	A	Drexel	41 50					130	A	Boston U.	56 72	
				40	H	Drexel	51 67					172	A	Maine	66 58	
				48	H	Dayton	60 71					178	A	Elon	69 45	
												178	H	Elon	68 65	
												179	A	Delaware	72 62	
												179	H	Delaware	69 81	
												183	A	Towson	68 81	
												183	H	Towson	66 63	
												262	A	Col. of Charleston	61 66	
												262	H	Col. of Charleston	72 68	
												268	H	North Dakota St.	72 61	
												271	A	UNCW	48 61	
												271	H	UNCW	63 61	
												325	H	Hofstra	74 51	
												344	H	Hartford	60 47	
LAST 10 Division I																
262	A	Col. of Charleston	61 66	108	A	William & Mary	64 80									
271	A	UNCW	48 61	40	H	Drexel	51 67									
183	H	Towson	66 63	179	H	Delaware	69 81									
36	H	James Madison	64 86	271	H	UNCW	63 61									
178	A	Elon	69 45	262	H	Col. of Charleston	72 68									

Non-Div I Games:

Northeastern

■ Loss,
 ■ Non-Conf,
 ■ S Site,
 ■ Home
 ■ A Away
 N Neutral

Average RPI Win:	244	WON-LOST	WINNING	LAST 10	STRENGTH OF	OPP. STRENGTH	TEAM	ADJ.	CONF.	ADJ CONF.
Average RPI Loss:	143	RECORD	PCT. RANK	GAMES	SCHEDULE	OF SCHEDULE	RPI	RPI	RPI	RPI
DIV. I ONLY	15- 13	156	6-4	202	237	163	163	18	18	
DIV. I NON-CONF.	3- 6	235	0	111	277	195	195	17	17	
TOTALS	RPI 1-25	RPI 26-50	W-L RECORDS	RPI 51-100	RPI 101-150	RPI 150+				
15- 13	0- 1	0- 0	OVERALL	0- 4	3- 0	12- 8				
7- 4	0- 0	0- 0	HOME	0- 1	1- 0	6- 3				
7- 8	0- 0	0- 0	AWAY	0- 3	1- 0	6- 5				
1- 1	0- 1	0- 0	NEUTRAL	0- 0	1- 0	0- 0				
3- 6	0- 1	0- 0	NON-CONFERENCE	0- 2	1- 0	2- 3				
1- 1	0- 0	0- 0	HOME	0- 0	0- 0	1- 1				
1- 4	0- 0	0- 0	AWAY	0- 2	0- 0	1- 2				
1- 1	0- 1	0- 0	NEUTRAL	0- 0	1- 0	0- 0				
12- 7	0- 0	0- 0	CONFERENCE	0- 2	2- 0	10- 5				
6- 3	0- 0	0- 0	HOME	0- 1	1- 0	5- 2				
6- 4	0- 0	0- 0	AWAY	0- 1	1- 0	5- 3				
0- 0	0- 0	0- 0	NEUTRAL	0- 0	0- 0	0- 0				

RPI S	Opponent	Score	RPI S	Opponent	Score	RPI S	Opponent	Score	RPI S	Opponent	Score	Team's RPI: 163
18 N	Oregon St.	57 91				62 A	Rice	57 71	116 A	Idaho	71 70	
						68 A	Fresno St.	66 83	116 H	Idaho	70 67	
						78 A	Montana St.	71 73	147 N	San Jose St.	67 64	
						78 H	Montana St.	64 72	159 A	Idaho St.	70 59	
									159 H	Idaho St.	76 79	
									160 A	Montana	57 70	
									160 H	Montana	71 79	
									165 H	UC Davis	61 71	
									176 A	Southern Utah	64 82	
									176 H	Southern Utah	84 76	
									223 A	Portland St.	54 66	
									224 A	Northern Colo.	71 60	
									224 H	Northern Colo.	72 45	
									226 A	New Mexico	76 83	
									291 A	California Baptist	79 98	
									303 A	Sacramento St.	85 65	
									303 H	Sacramento St.	114 107	
									308 A	Eastern Wash.	70 62	
									308 H	Eastern Wash.	63 58	
									309 H	Seattle U	88 80	
									321 A	Houston Baptist	79 62	
									322 A	Weber St.	88 82	
									322 H	Weber St.	92 61	
LAST 10 Division I												
78 A	Montana St.	71 73	224 A	Northern Colo.	71 60							
160 A	Montana	57 70	322 H	Weber St.	92 61							
308 H	Eastern Wash.	63 58	159 H	Idaho St.	76 79							
116 H	Idaho	70 67	308 A	Eastern Wash.	70 62							
176 A	Southern Utah	64 82	116 A	Idaho	71 70							

Non-Div I Games:

Northern Ariz.

■ Loss,
 ■ Non-Conf, S Site,
 ■ Home
 ■ Away
 N Neutral

Non-Conference Games				Through Games of March 17, 2010						
Average RPI Win:	249	WON-LOST	WINNING	LAST 10	STRENGTH OF	OPP. STRENGTH	TEAM	ADJ.	CONF.	ADJ CONF.
Average RPI Loss:	158	RECORD	PCT. RANK	GAMES	SCHEDULE	OF SCHEDULE	RPI	RPI	RPI	RPI
DIV. I ONLY	12- 15	206	4-6	259	192	224	224	18	18	
DIV. I NON-CONF.	4- 5	195	0	136	136	144	144	17	17	

TOTALS	RPI 1-25		RPI 26-50	W-L RECORDS		RPI 51-100	RPI 101-150		RPI 150+	
12- 15	0- 2		0- 0	OVERALL		0- 1	0- 2		12- 10	
4- 7	0- 0		0- 0	HOME		0- 0	0- 1		4- 6	
8- 8	0- 2		0- 0	AWAY		0- 1	0- 1		8- 4	
0- 0	0- 0		0- 0	NEUTRAL		0- 0	0- 0		0- 0	
4- 5	0- 2		0- 0	NON-CONFERENCE		0- 0	0- 0		4- 3	
1- 2	0- 0		0- 0	HOME		0- 0	0- 0		1- 2	
3- 3	0- 2		0- 0	AWAY		0- 0	0- 0		3- 1	
0- 0	0- 0		0- 0	NEUTRAL		0- 0	0- 0		0- 0	
8- 10	0- 0		0- 0	CONFERENCE		0- 1	0- 2		8- 7	
3- 5	0- 0		0- 0	HOME		0- 0	0- 1		3- 4	
5- 5	0- 0		0- 0	AWAY		0- 1	0- 1		5- 3	
0- 0	0- 0		0- 0	NEUTRAL		0- 0	0- 0		0- 0	

[illegible]

Non-Div I Games:

Northern Colo.

Loss, Non-Conf, S Site, H Home A Away N Neutral

Average RPI Win:	211	WON-LOST	WINNING	LAST 10	STRENGTH OF	OPP. STRENGTH	TEAM	ADJ.	CONF.	ADJ CONF.
Average RPI Loss:	102	RECORD	PCT. RANK	GAMES	SCHEDULE	OF SCHEDULE	RPI	RPI	RPI	RPI
DIV. I ONLY	9- 18	273	4-6	67	126	190	190	10	10	
DIV. I NON-CONF.	4- 7	225	0	71	175	158	158	10	10	
TOTALS	RPI 1-25	RPI 26-50	W-L RECORDS	RPI 51-100	RPI 101-150	RPI 150+				
9- 18	0- 2	0- 3	OVERALL	0- 5	1- 4	8- 4				
4- 8	0- 1	0- 1	HOME	0- 2	1- 3	3- 1				
4- 9	0- 1	0- 1	AWAY	0- 3	0- 1	4- 3				
1- 1	0- 0	0- 1	NEUTRAL	0- 0	0- 0	1- 0				
4- 7	0- 0	0- 3	NON-CONFERENCE	0- 1	0- 2	4- 1				
1- 3	0- 0	0- 1	HOME	0- 0	0- 2	1- 0				
2- 3	0- 0	0- 1	AWAY	0- 1	0- 0	2- 1				
1- 1	0- 0	0- 1	NEUTRAL	0- 0	0- 0	1- 0				
5- 11	0- 2	0- 0	CONFERENCE	0- 4	1- 2	4- 3				
3- 5	0- 1	0- 0	HOME	0- 2	1- 1	2- 1				
2- 6	0- 1	0- 0	AWAY	0- 2	0- 1	2- 2				
0- 0	0- 0	0- 0	NEUTRAL	0- 0	0- 0	0- 0				

RPI 1-25				RPI 26-50				RPI 51-100				RPI 101+ Team's RPI: 190			
RPI	S	Opponent	Score	RPI	S	Opponent	Score	RPI	S	Opponent	Score	RPI	S	Opponent	Score
16	A	Central Mich.	60 66	26	H	Drake	49 73	60	A	Ball St.	89 97	104	H	Southern Ill.	61 80
16	H	Central Mich.	66 70	29	N	South Dakota	48 91	61	A	Illinois St.	66 69	122	H	Harvard	53 59
				46	A	Purdue	63 68	87	A	Ohio	67 87	129	H	Buffalo	64 63
								87	H	Ohio	79 85	146	A	Western Mich.	50 63
								100	H	Kent St.	71 79	146	H	Western Mich.	65 68
												154	A	Akron	70 65
												175	A	Eastern Mich.	55 62
												175	H	Eastern Mich.	65 59
												181	H	Toledo	51 63
												208	H	Eastern Ill.	61 48
												210	N	Tennessee Tech	82 74
												212	A	Miami (OH)	64 66
												212	H	Miami (OH)	86 84
												222	A	Milwaukee	65 78
												257	A	Bowling Green	92 87
												268	A	North Dakota St.	74 68
												287	A	Colorado St.	80 75
LAST 10 Division I															
146	A	Western Mich.	50 63	212	H	Miami (OH)	86 84								
175	H	Eastern Mich.	65 59	257	A	Bowling Green	92 87								
16	H	Central Mich.	66 70	16	A	Central Mich.	60 66								
60	A	Ball St.	89 97	129	H	Buffalo	64 63								
146	H	Western Mich.	65 68	175	A	Eastern Mich.	55 62								

Non-Div I Games:

Northern Ill.

Average RPI Win:	261	WON-LOST	WINNING	LAST 10	STRENGTH OF	OPP. STRENGTH	TEAM	ADJ.	CONF.	ADJ CONF.
Average RPI Loss:	145	RECORD	PCT. RANK	GAMES	SCHEDULE	OF SCHEDULE	RPI	RPI	RPI	RPI
DIV. I ONLY	18- 11	98	8-2	298	236	177	177	22	22	
DIV. I NON-CONF.	6- 5	151	0	309	154	218	218	22	22	
TOTALS	RPI 1-25	RPI 26-50	W-L RECORDS	RPI 51-100	RPI 101-150	RPI 150+				
18- 11	0- 1	0- 0	OVERALL	1- 3	1- 1	16- 6				
10- 4	0- 1	0- 0	HOME	1- 1	1- 0	8- 2				
7- 7	0- 0	0- 0	AWAY	0- 2	0- 1	7- 4				
1- 0	0- 0	0- 0	NEUTRAL	0- 0	0- 0	1- 0				
6- 5	0- 1	0- 0	NON-CONFERENCE	0- 2	0- 0	6- 2				
3- 2	0- 1	0- 0	HOME	0- 1	0- 0	3- 0				
2- 3	0- 0	0- 0	AWAY	0- 1	0- 0	2- 2				
1- 0	0- 0	0- 0	NEUTRAL	0- 0	0- 0	1- 0				
12- 6	0- 0	0- 0	CONFERENCE	1- 1	1- 1	10- 4				
7- 2	0- 0	0- 0	HOME	1- 0	1- 0	5- 2				
5- 4	0- 0	0- 0	AWAY	0- 1	0- 1	5- 2				
0- 0	0- 0	0- 0	NEUTRAL	0- 0	0- 0	0- 0				

[illegible]

Non-Div I Games:

Northern Ky.

■ Loss, ■ Non-Conf, S Site, H Home A Away N Neutral

Northwestern

Through Games Of March 2, 2020

Average RPI Win:	113	WON-LOST	WINNING	LAST 10	STRENGTH OF	OPP. STRENGTH	TEAM	ADJ.	CONF.	ADJ CONF.
Average RPI Loss:	12	RECORD	PCT. RANK	GAMES	SCHEDULE	OF SCHEDULE	RPI	RPI	RPI	RPI
DIV. I ONLY	26- 3	8	9-1	40	1	7	7	2	2	
DIV. I NON-CONF.	10- 1	20	0	98	20	24	24	2	2	
TOTALS	RPI 1-25	RPI 26-50	W-L RECORDS	RPI 51-100	RPI 101-150	RPI 150+				
26- 3	4- 3	5- 0	OVERALL	5- 0	4- 0	8- 0				
14- 2	1- 2	3- 0	HOME	3- 0	3- 0	4- 0				
10- 1	3- 1	2- 0	AWAY	2- 0	1- 0	2- 0				
2- 0	0- 0	0- 0	NEUTRAL	0- 0	0- 0	2- 0				
10- 1	1- 1	1- 0	NON-CONFERENCE	1- 0	3- 0	4- 0				
6- 1	0- 1	0- 0	HOME	1- 0	3- 0	2- 0				
2- 0	1- 0	1- 0	AWAY	0- 0	0- 0	0- 0				
2- 0	0- 0	0- 0	NEUTRAL	0- 0	0- 0	2- 0				
16- 2	3- 2	4- 0	CONFERENCE	4- 0	1- 0	4- 0				
8- 1	1- 1	3- 0	HOME	2- 0	0- 0	2- 0				
8- 1	2- 1	1- 0	AWAY	2- 0	1- 0	2- 0				
0- 0	0- 0	0- 0	NEUTRAL	0- 0	0- 0	0- 0				

RPI	S	Opponent	Score	RPI	S	Opponent	Score	RPI	S	Opponent	Score	RPI	S	Opponent	Score
3	A	Maryland	61 70	28	A	Marquette	64 56	64	H	Boston College	66 63	102	H	Colgate	73 44
3	H	Maryland	81 58	38	A	Michigan	66 60	86	A	Minnesota	56 54	105	H	UT Arlington	74 47
12	H	Iowa	51 77	38	H	Michigan	81 73	88	H	Nebraska	60 56	145	A	Wisconsin	82 66
15	A	Indiana	71 69	42	H	Rutgers	82 65	92	A	Michigan St.	76 48	149	H	Valparaiso	69 48
20	H	DePaul	68 70	46	H	Purdue	61 56	92	H	Michigan St.	85 55	174	H	Dartmouth	79 37
22	A	Ohio St.	69 55									192	A	Illinois	77 50
24	A	Duke	63 42									192	H	Illinois	75 58
												213	A	Penn St.	82 59
												213	H	Penn St.	85 59
												235	N	East Carolina	64 45
												263	N	Xavier	79 59
												266	H	Loyola Maryland	67 46
LAST 10 Division I															
192	H	Illinois	75 58	38	A	Michigan	66 60								
22	A	Ohio St.	69 55	92	H	Michigan St.	85 55								
145	A	Wisconsin	82 66	213	A	Penn St.	82 59								
42	H	Rutgers	82 65	38	H	Michigan	81 73								
88	H	Nebraska	60 56	3	A	Maryland	61 70								

Non-Div I Games:

Northwestern

■ Loss,
■ Non-Conf, S Site,
■ Home
■ Away
N Neutral

Average RPI Win:	319	WON-LOST	WINNING	LAST 10	STRENGTH OF	OPP. STRENGTH	TEAM	ADJ.	CONF.	ADJ CONF.
Average RPI Loss:	183	RECORD	PCT. RANK	GAMES	SCHEDULE	OF SCHEDULE	RPI	RPI	RPI	RPI
DIV. I ONLY	5- 19	317	2-8	300	296	336	336	23	23	
DIV. I NON-CONF.	1- 5	313	0	221	280	323	323	24	24	
TOTALS	RPI 1-25	RPI 26-50	W-L RECORDS	RPI 51-100	RPI 101-150	RPI 150+				
5- 19	0- 0	0- 2	OVERALL	0- 4	0- 2	5- 11				
4- 8	0- 0	0- 0	HOME	0- 2	0- 1	4- 5				
1- 11	0- 0	0- 2	AWAY	0- 2	0- 1	1- 6				
0- 0	0- 0	0- 0	NEUTRAL	0- 0	0- 0	0- 0				
1- 5	0- 0	0- 2	NON-CONFERENCE	0- 0	0- 1	1- 2				
1- 1	0- 0	0- 0	HOME	0- 0	0- 0	1- 1				
0- 4	0- 0	0- 2	AWAY	0- 0	0- 1	0- 1				
0- 0	0- 0	0- 0	NEUTRAL	0- 0	0- 0	0- 0				
4- 14	0- 0	0- 0	CONFERENCE	0- 4	0- 1	4- 9				
3- 7	0- 0	0- 0	HOME	0- 2	0- 1	3- 4				
1- 7	0- 0	0- 0	AWAY	0- 2	0- 0	1- 5				
0- 0	0- 0	0- 0	NEUTRAL	0- 0	0- 0	0- 0				

RPI S	Opponent	Score	RPI S	Opponent	Score	RPI S	Opponent	Score	RPI S	Opponent	Score	Team's RPI: 336
35	A Arkansas	39 99	44	A Texas	49 91	79	H A&M-Corpus Christi	59 72	126	A Texas Tech	49 79	
						94	A SFA	40 89	150	H Sam Houston St.	69 79	
						94	H SFA	45 61	158	H Jackson St.	49 66	
						99	A Abilene Christian	69 84	169	H New Orleans	63 77	
									234	H Central Ark.	44 51	
									237	A Southeastern La.	41 66	
									237	H Southeastern La.	56 72	
									256	A Incarnate Word	39 76	
									256	H Incarnate Word	67 69	
									260	A Nicholls St.	66 73	
									260	H Nicholls St.	58 54	
									261	A Lamar University	58 61	
									321	A Houston Baptist	54 46	
									321	H Houston Baptist	69 60	
									345	A McNeese	51 61	
									345	H McNeese	70 60	
									347	H Grambling	65 61	
									348	A La.-Monroe	54 63	
LAST 10 Division I												
237	A Southeastern La.	41 66	321	A Houston Baptist	54 46							
94	H SFA	45 61	99	A Abilene Christian	69 84							
260	A Nicholls St.	66 73	234	H Central Ark.	44 51							
345	H McNeese	70 60	169	H New Orleans	63 77							
256	A Incarnate Word	39 76	237	H Southeastern La.	56 72							

Non-Div I Games: LeTourneau 91 61 LSU-Shreveport 63 68 Central Baptist 61 59

Northwestern St.

Loss, Non-Conf, S Site, H Home A Away N Neutral

Notre Dame

Through Games Of March 2, 2020

Average RPI Win:	139	WON-LOST	WINNING	LAST 10	STRENGTH OF	OPP. STRENGTH	TEAM	ADJ.	CONF.	ADJ CONF.
Average RPI Loss:	57	RECORD	PCT. RANK	GAMES	SCHEDULE	OF SCHEDULE	RPI	RPI	RPI	RPI
DIV. I ONLY	13- 17	216	6-4	22	19	101	101	5	5	
DIV. I NON-CONF.	5- 7	205	0	11	7	92	92	4	4	
TOTALS	RPI 1-25	RPI 26-50	W-L RECORDS	RPI 51-100	RPI 101-150	RPI 150+				
13- 17	0- 6	2- 2	OVERALL	4- 7	3- 1	4- 1				
6- 9	0- 3	0- 1	HOME	1- 4	2- 0	3- 1				
6- 6	0- 3	2- 0	AWAY	2- 2	1- 1	1- 0				
1- 2	0- 0	0- 1	NEUTRAL	1- 1	0- 0	0- 0				
5- 7	0- 2	1- 1	NON-CONFERENCE	2- 4	0- 0	2- 0				
2- 4	0- 1	0- 0	HOME	0- 3	0- 0	2- 0				
2- 1	0- 1	1- 0	AWAY	1- 0	0- 0	0- 0				
1- 2	0- 0	0- 1	NEUTRAL	1- 1	0- 0	0- 0				
8- 10	0- 4	1- 1	CONFERENCE	2- 3	3- 1	2- 1				
4- 5	0- 2	0- 1	HOME	1- 1	2- 0	1- 1				
4- 5	0- 2	1- 0	AWAY	1- 2	1- 1	1- 0				
0- 0	0- 0	0- 0	NEUTRAL	0- 0	0- 0	0- 0				

RPI S	Opponent	Score	RPI S	Opponent	Score	RPI S	Opponent	Score	RPI S	Opponent	Score	Team's RPI: 101
5	A Louisville	49 82	32	H Virginia Tech	62 68	57	A Virginia	60 90	103	A Syracuse	63 74	
5	H Louisville	54 86	34	N FGCU	60 69	59	H Tennessee	63 74	103	H Syracuse	72 70	
6	A UConn	57 81	38	A Michigan	76 72	64	A Boston College	55 56	127	A Wake Forest	75 71	
20	H DePaul	94 105	39	A Florida St.	70 67	64	H Boston College	65 75	138	H North Carolina	83 65	
21	H NC State	56 90				67	N South Fla.	67 51	181	H Toledo	54 51	
24	A Duke	47 50				69	N South Dakota St.	59 65	228	H Clemson	55 71	
						71	A Georgia Tech	59 51	266	H Loyola Maryland	84 60	
						86	H Minnesota	67 75	293	A Pittsburgh	60 52	
						89	A Fordham	60 55	293	H Pittsburgh	74 52	
						92	H Michigan St.	69 72				
						97	H Miami (FL)	76 53				
LAST 10 Division I												
39	A Florida St.	70 67	64	A Boston College	55 56							
138	H North Carolina	83 65	293	H Pittsburgh	74 52							
103	H Syracuse	72 70	127	A Wake Forest	75 71							
32	H Virginia Tech	62 68	71	A Georgia Tech	59 51							
5	A Louisville	49 82	5	H Louisville	54 86							

Non-Div I Games:

Notre Dame

Loss, Non-Conf, S Site, H Home A Away N Neutral

Average RPI Win: 277		WON-LOST	WINNING	LAST 10	STRENGTH OF	OPP. STRENGTH	TEAM	ADJ.	CONF.	ADJ CONF.
Average RPI Loss: 162		RECORD	PCT. RANK	GAMES	SCHEDULE	OF SCHEDULE	RPI	RPI	RPI	RPI
DIV. I ONLY		9- 18	273	3-7	271	230	283	283	22	22
DIV. I NON-CONF.		3- 6	235	0	283	93	249	249	22	22
TOTALS		RPI 1-25	RPI 26-50		W-L RECORDS		RPI 51-100	RPI 101-150	RPI 150+	
9- 18		0- 1	0- 2		OVERALL		0- 3	1- 1	8- 11	
4- 7		0- 1	0- 1		HOME		0- 1	1- 0	3- 4	
4- 11		0- 0	0- 1		AWAY		0- 2	0- 1	4- 7	
1- 0		0- 0	0- 0		NEUTRAL		0- 0	0- 0	1- 0	
3- 6		0- 1	0- 2		NON-CONFERENCE		0- 1	0- 0	3- 2	
0- 2		0- 1	0- 1		HOME		0- 0	0- 0	0- 0	
2- 4		0- 0	0- 1		AWAY		0- 1	0- 0	2- 2	
1- 0		0- 0	0- 0		NEUTRAL		0- 0	0- 0	1- 0	
6- 12		0- 0	0- 0		CONFERENCE		0- 2	1- 1	5- 9	
4- 5		0- 0	0- 0		HOME		0- 1	1- 0	3- 4	
2- 7		0- 0	0- 0		AWAY		0- 1	0- 1	2- 5	
0- 0		0- 0	0- 0		NEUTRAL		0- 0	0- 0	0- 0	

RPI 1-25				RPI 26-50				RPI 51-100				RPI 101+				Team's RPI: 283	
RPI	S	Opponent	Score	RPI	S	Opponent	Score	RPI	S	Opponent	Score	RPI	S	Opponent	Score		
16	H	Central Mich.	47 65	38	A	Michigan	64 79	74	A	IUPUI	41 76	120	A	Green Bay	51 76		
				41	H	Bradley	58 74	74	H	IUPUI	63 89	120	H	Green Bay	93 88		
								92	A	Michigan St.	56 76	153	A	Wright St.	66 85		
												153	H	Wright St.	60 77		
												177	A	Northern Ky.	60 69		
												177	H	Northern Ky.	65 67		
												201	A	Cleveland St.	64 83		
												201	H	Cleveland St.	58 79		
												222	A	Milwaukee	67 74		
												222	H	Milwaukee	78 62		
												236	N	Jacksonville St.	61 55		
												259	A	Youngstown St.	86 73		
												259	H	Youngstown St.	74 79		
												282	A	Niagara	63 77		
												294	A	St. Bonaventure	66 80		
												301	A	FIU	58 49		
												334	A	Detroit Mercy	71 57		
												334	H	Detroit Mercy	65 60		
												340	A	UIC	64 70		
												340	H	UIC	63 46		
												349	A	Chicago St.	98 70		
LAST 10 Division I																	
				177	H	Northern Ky.	65 67	222	A	Milwaukee	67 74						
				153	H	Wright St.	60 77	74	H	IUPUI	63 89						
				259	A	Youngstown St.	86 73	340	H	UIC	63 46						
				201	A	Cleveland St.	64 83	334	H	Detroit Mercy	65 60						
				120	A	Green Bay	51 76	153	A	Wright St.	66 85						

Non-Div I Games:	Lourdes	72	53	Concordia (MI)	76	42
-------------------------	---------	----	----	----------------	----	----

Oakland

Loss, Non-Conf, S Site, H Home A Away N Neutral

Average RPI Win:	172	WON-LOST	WINNING	LAST 10	STRENGTH OF	OPP. STRENGTH	TEAM	ADJ.	CONF.	ADJ CONF.
Average RPI Loss:	98	RECORD	PCT. RANK	GAMES	SCHEDULE	OF SCHEDULE	RPI	RPI	RPI	RPI
DIV. I ONLY	17- 10	92	6-4	120	80	87	87	10	10	
DIV. I NON-CONF.	7- 4	100	0	144	21	75	75	10	10	
TOTALS	RPI 1-25	RPI 26-50	W-L RECORDS	RPI 51-100	RPI 101-150	RPI 150+				
17- 10	1- 3	0- 1	OVERALL	3- 1	1- 3	12- 2				
10- 2	0- 1	0- 0	HOME	3- 0	0- 1	7- 0				
6- 7	1- 2	0- 1	AWAY	0- 0	1- 2	4- 2				
1- 1	0- 0	0- 0	NEUTRAL	0- 1	0- 0	1- 0				
7- 4	1- 1	0- 1	NON-CONFERENCE	1- 1	0- 1	5- 0				
4- 0	0- 0	0- 0	HOME	1- 0	0- 0	3- 0				
2- 3	1- 1	0- 1	AWAY	0- 0	0- 1	1- 0				
1- 1	0- 0	0- 0	NEUTRAL	0- 1	0- 0	1- 0				
10- 6	0- 2	0- 0	CONFERENCE	2- 0	1- 2	7- 2				
6- 2	0- 1	0- 0	HOME	2- 0	0- 1	4- 0				
4- 4	0- 1	0- 0	AWAY	0- 0	1- 1	3- 2				
0- 0	0- 0	0- 0	NEUTRAL	0- 0	0- 0	0- 0				

RPI S	Opponent	Score	RPI S	Opponent	Score	RPI S	Opponent	Score	RPI S	Opponent	Score
16 A	Central Mich.	90 92	44 A	Texas	60 73	60 H	Ball St.	79 71	103 A	Syracuse	54 66
16 H	Central Mich.	71 73				74 H	IUPUI	70 64	129 A	Buffalo	76 65
19 A	TCU	72 79				93 N	Butler	55 60	129 H	Buffalo	62 63
22 A	Ohio St.	74 68				100 H	Kent St.	63 57	146 A	Western Mich.	72 73
									154 A	Akron	76 79
									154 H	Akron	70 57
									175 A	Eastern Mich.	75 65
									181 H	Toledo	86 58
									190 A	Northern Ill.	85 79
									190 H	Northern Ill.	87 67
									193 A	Chattanooga	70 58
									198 H	American	81 69
									212 A	Miami (OH)	84 70
									246 H	Marshall	67 51
									256 H	Incarinate Word	78 41
									257 A	Bowling Green	68 82
									257 H	Bowling Green	79 69
									293 N	Pittsburgh	72 50
LAST 10 Division I											
129 H	Buffalo	62 63	100 H	Kent St.	63 57						
257 A	Bowling Green	68 82	175 A	Eastern Mich.	75 65						
154 A	Akron	76 79	16 A	Central Mich.	90 92						
181 H	Toledo	86 58	154 H	Akron	70 57						
212 A	Miami (OH)	84 70	257 H	Bowling Green	79 69						

Non-Div I Games:

Ohio

Average RPI Win:	116	WON-LOST	WINNING	LAST 10	STRENGTH OF	OPP. STRENGTH	TEAM	ADJ.	CONF.	ADJ CONF.
Average RPI Loss:	30	RECORD	PCT. RANK	GAMES	SCHEDULE	OF SCHEDULE	RPI	RPI	RPI	RPI
DIV. I ONLY	18- 11	98	7-3	3	12	22	22	2	2	
DIV. I NON-CONF.	7- 4	100	0	3	64	14	14	2	2	
TOTALS	RPI 1-25	RPI 26-50	W-L RECORDS	RPI 51-100	RPI 101-150	RPI 150+				
18- 11	2- 6	2- 3	OVERALL	7- 2	2- 0	5- 0				
8- 5	1- 3	1- 1	HOME	2- 1	1- 0	3- 0				
8- 5	1- 3	1- 1	AWAY	4- 1	0- 0	2- 0				
2- 1	0- 0	0- 1	NEUTRAL	1- 0	1- 0	0- 0				
7- 4	1- 2	0- 1	NON-CONFERENCE	3- 1	1- 0	2- 0				
2- 2	1- 1	0- 0	HOME	0- 1	0- 0	1- 0				
3- 1	0- 1	0- 0	AWAY	2- 0	0- 0	1- 0				
2- 1	0- 0	0- 1	NEUTRAL	1- 0	1- 0	0- 0				
11- 7	1- 4	2- 2	CONFERENCE	4- 1	1- 0	3- 0				
6- 3	0- 2	1- 1	HOME	2- 0	1- 0	2- 0				
5- 4	1- 2	1- 1	AWAY	2- 1	0- 0	1- 0				
0- 0	0- 0	0- 0	NEUTRAL	0- 0	0- 0	0- 0				

RPI 1-25				Team's RPI: 22		RPI 26-50				RPI 51-100				RPI 101+					
RPI	S	Opponent	Score		RPI	S	Opponent	Score		RPI	S	Opponent	Score		RPI	S	Opponent	Score	
3	A	Maryland	62	72	29	N	South Dakota	53	68	75	N	UNI	64	46	145	H	Wisconsin	82	74
3	H	Maryland	65	85	38	H	Michigan	78	69	76	A	Cincinnati	78	73	149	N	Valparaiso	89	38
5	H	Louisville	67	60	42	A	Rutgers	57	59	86	A	Minnesota	66	63	191	H	Radford	70	57
6	H	UConn	62	73	46	A	Purdue	77	56	86	H	Minnesota	99	76	192	A	Illinois	78	58
7	H	Northwestern	55	69	46	H	Purdue	50	66	87	H	Ohio	68	74	192	H	Illinois	77	47
8	A	Stanford	52	71						88	A	Nebraska	80	74	213	H	Penn St.	80	70
12	A	Iowa	68	77						88	H	Nebraska	65	52	303	A	Sacramento St.	104	74
15	A	Indiana	80	76						92	A	Michigan St.	65	68					
										100	A	Kent St.	75	65					
LAST 10 Division I																			
					46	A	Purdue	77	56	86	H	Minnesota	99	76					
					7	H	Northwestern	55	69	145	H	Wisconsin	82	74					
					42	A	Rutgers	57	59	192	A	Illinois	78	58					
					88	H	Nebraska	65	52	88	A	Nebraska	80	74					
					15	A	Indiana	80	76	3	H	Maryland	65	85					

Non-Div I Games:

Ohio St.

■ Loss,
 ■ Non-Conf, S Site,
 ■ Home
 ■ Away
 N Neutral

Average RPI Win:	97	WON-LOST	WINNING	LAST 10	STRENGTH OF	OPP. STRENGTH	TEAM	ADJ.	CONF.	ADJ CONF.
Average RPI Loss:	66	RECORD	PCT. RANK	GAMES	SCHEDULE	OF SCHEDULE	RPI	RPI	RPI	RPI
DIV. I ONLY	12- 16	219	2-8	1	47	77	77	3	3	
DIV. I NON-CONF.	7- 5	131	0	4	135	47	47	3	3	
TOTALS	RPI 1-25	RPI 26-50	W-L RECORDS	RPI 51-100	RPI 101-150	RPI 150+				
12- 16	0- 5	2- 3	OVERALL	6- 4	3- 2	1- 2				
9- 7	0- 3	2- 1	HOME	4- 2	2- 1	1- 0				
3- 8	0- 1	0- 2	AWAY	2- 2	1- 1	0- 2				
0- 1	0- 1	0- 0	NEUTRAL	0- 0	0- 0	0- 0				
7- 5	0- 2	2- 1	NON-CONFERENCE	2- 0	2- 0	1- 2				
7- 1	0- 1	2- 0	HOME	2- 0	2- 0	1- 0				
0- 3	0- 0	0- 1	AWAY	0- 0	0- 0	0- 2				
0- 1	0- 1	0- 0	NEUTRAL	0- 0	0- 0	0- 0				
5- 11	0- 3	0- 2	CONFERENCE	4- 4	1- 2	0- 0				
2- 6	0- 2	0- 1	HOME	2- 2	0- 1	0- 0				
3- 5	0- 1	0- 1	AWAY	2- 2	1- 1	0- 0				
0- 0	0- 0	0- 0	NEUTRAL	0- 0	0- 0	0- 0				

RPI 1-25				RPI 26-50				RPI 51-100				RPI 101+			
RPI	S	Opponent	Score	RPI	S	Opponent	Score	RPI	S	Opponent	Score	RPI	S	Opponent	Score
4	A	Baylor	69 101	26	H	Drake	93 84	51	A	Oklahoma St.	77 75	111	A	Kansas	94 82
4	H	Baylor	56 77	31	A	Western Ky.	63 74	51	H	Oklahoma St.	69 73	111	H	Kansas	80 83
6	N	UConn	53 97	33	H	LSU	90 68	52	A	Iowa St.	59 63	124	H	UAB	82 75
9	H	Missouri St.	90 96	44	A	Texas	76 86	52	H	Iowa St.	81 72	126	A	Texas Tech	84 89
19	H	TCU	63 82	44	H	Texas	53 70	64	A	West Virginia	73 49	150	H	Sam Houston St.	95 71
								64	H	West Virginia	68 58	171	A	Wichita St.	83 88
								85	A	Kansas St.	74 92	209	A	Houston	69 85
								85	H	Kansas St.	85 87	295	H	Prairie View	94 48
								94	H	SFA	75 62				
								99	H	Abilene Christian	78 65				
LAST 10 Division I															
				44	A	Texas	76 86	52	A	Iowa St.	59 63				
				111	H	Kansas	80 83	64	H	West Virginia	68 58				
				4	A	Baylor	69 101	111	A	Kansas	94 82				
				85	H	Kansas St.	85 87	44	H	Texas	53 70				
				51	H	Oklahoma St.	69 73	85	A	Kansas St.	74 92				

Non-Div I Games:

Oklahoma

■ Loss,
■ Non-Conf,
■ S Site,
■ H Home
■ A Away
N Neutral

Average RPI Win:	138	WON-LOST	WINNING	LAST 10	STRENGTH OF	OPP. STRENGTH	TEAM	ADJ.	CONF.	ADJ CONF.
Average RPI Loss:	41	RECORD	PCT. RANK	GAMES	SCHEDULE	OF SCHEDULE	RPI	RPI	RPI	RPI
DIV. I ONLY	15- 13	156	3-7	6	40	51	51	3	3	
DIV. I NON-CONF.	9- 3	63	0	25	104	27	27	3	3	
TOTALS	RPI 1-25	RPI 26-50	W-L RECORDS	RPI 51-100	RPI 101-150	RPI 150+				
15- 13	0- 7	0- 1	OVERALL	5- 3	5- 2	5- 0				
10- 5	0- 2	0- 1	HOME	2- 2	4- 0	4- 0				
4- 6	0- 3	0- 0	AWAY	3- 1	0- 2	1- 0				
1- 2	0- 2	0- 0	NEUTRAL	0- 0	1- 0	0- 0				
9- 3	0- 3	0- 0	NON-CONFERENCE	1- 0	3- 0	5- 0				
7- 0	0- 0	0- 0	HOME	1- 0	2- 0	4- 0				
1- 1	0- 1	0- 0	AWAY	0- 0	0- 0	1- 0				
1- 2	0- 2	0- 0	NEUTRAL	0- 0	1- 0	0- 0				
6- 10	0- 4	0- 1	CONFERENCE	4- 3	2- 2	0- 0				
3- 5	0- 2	0- 1	HOME	1- 2	2- 0	0- 0				
3- 5	0- 2	0- 0	AWAY	3- 1	0- 2	0- 0				
0- 0	0- 0	0- 0	NEUTRAL	0- 0	0- 0	0- 0				

RPI 1-25				RPI 26-50				RPI 51-100				RPI 101+			
RPI	S	Opponent	Score	RPI	S	Opponent	Score	RPI	S	Opponent	Score	RPI	S	Opponent	Score
2	N	Oregon	72 89	44	H	Texas	56 61	52	A	Iowa St.	63 74	105	N	UT Arlington	60 47
4	A	Baylor	48 94					52	H	Iowa St.	63 64	111	A	Kansas	69 77
4	H	Baylor	42 69					62	H	Rice	69 38	111	H	Kansas	67 49
5	N	Louisville	48 69					64	A	West Virginia	57 55	116	H	Idaho	62 47
17	A	Texas A&M	62 74					64	H	West Virginia	60 57	123	H	Duquesne	84 41
19	A	TCU	37 49					77	A	Oklahoma	73 69	126	A	Texas Tech	79 109
19	H	TCU	68 72					77	H	Oklahoma	75 77	126	H	Texas Tech	74 58
								85	A	Kansas St.	70 63	159	H	Idaho St.	70 52
												217	H	Oral Roberts	78 44
												242	A	Tulsa	78 48
												253	H	Southern U.	72 59
												261	H	Lamar University	74 53
LAST 10 Division I															
111	A	Kansas	69 77	64	H	West Virginia	60 57	52	A	Iowa St.	63 74				
126	H	Texas Tech	74 58	126	A	Texas Tech	79 109	19	H	TCU	68 72				
19	A	TCU	37 49	44	H	Texas	56 61								
4	H	Baylor	42 69												
77	A	Oklahoma	73 69												

Non-Div I Games:

Oklahoma St.

Old Dominion

Through Games Of March 2, 2020

Average RPI Win:	183	WON-LOST	WINNING	LAST 10	STRENGTH OF	OPP. STRENGTH	TEAM	ADJ.	CONF.	ADJ CONF.
Average RPI Loss:	83	RECORD	PCT. RANK	GAMES	SCHEDULE	OF SCHEDULE	RPI	RPI	RPI	RPI
DIV. I ONLY	24- 4	16	9-1	108	142	23	23	13	13	
DIV. I NON-CONF.	10- 2	29	0	113	167	31	31	16	16	
TOTALS	RPI 1-25	RPI 26-50	W-L RECORDS	RPI 51-100	RPI 101-150	RPI 150+				
24- 4	0- 0	2- 0	OVERALL	2- 3	7- 1	13- 0				
14- 0	0- 0	1- 0	HOME	2- 0	4- 0	7- 0				
9- 4	0- 0	1- 0	AWAY	0- 3	2- 1	6- 0				
1- 0	0- 0	0- 0	NEUTRAL	0- 0	1- 0	0- 0				
10- 2	0- 0	0- 0	NON-CONFERENCE	0- 2	7- 0	3- 0				
6- 0	0- 0	0- 0	HOME	0- 0	4- 0	2- 0				
3- 2	0- 0	0- 0	AWAY	0- 2	2- 0	1- 0				
1- 0	0- 0	0- 0	NEUTRAL	0- 0	1- 0	0- 0				
14- 2	0- 0	2- 0	CONFERENCE	2- 1	0- 1	10- 0				
8- 0	0- 0	1- 0	HOME	2- 0	0- 0	5- 0				
6- 2	0- 0	1- 0	AWAY	0- 1	0- 1	5- 0				
0- 0	0- 0	0- 0	NEUTRAL	0- 0	0- 0	0- 0				

RPI S	Opponent	Score	RPI S	Opponent	Score	RPI S	Opponent	Score	RPI S	Opponent	Score
31	H Western Ky.	76 65	55	A Charlotte	59 63	108	A William & Mary	69 58			
49	A Middle Tenn.	67 56	55	H Charlotte	54 51	114	A Auburn	89 77			
			57	A Virginia	53 56	116	N Idaho	67 55			
			62	H Rice	66 59	119	H Campbell	59 44			
			96	A VCU	49 62	124	A UAB	65 76			
						128	H Richmond	73 51			
						142	H Mt. St. Mary's	85 34			
						148	H Hampton	75 38			
						194	A Fla. Atlantic	75 63			
						194	H Fla. Atlantic	60 49			
						203	H Southern Miss.	67 50			
						214	A UTEP	77 69			
						246	A Marshall	64 54			
						246	H Marshall	57 46			
						248	H North Texas	71 66			
						258	H Winthrop	68 44			
						272	H Louisiana Tech	77 61			
						301	A FIU	66 39			
						310	A Cal Poly	61 55			
						311	A UTSA	62 43			
						315	H UMES	48 39			
LAST 10 Division I											
194	H Fla. Atlantic	60 49	214	A UTEP	77 69						
246	A Marshall	64 54	311	A UTSA	62 43						
55	A Charlotte	59 63	272	H Louisiana Tech	77 61						
248	H North Texas	71 66	203	H Southern Miss.	67 50						
62	H Rice	66 59	194	A Fla. Atlantic	75 63						

Non-Div I Games:

Old Dominion

Loss, Non-Conf, S Site, H Home A Away N Neutral

Average RPI Win:	295	WON-LOST	WINNING	LAST 10	STRENGTH OF	OPP. STRENGTH	TEAM	ADJ.	CONF.	ADJ CONF.
Average RPI Loss:	98	RECORD	PCT. RANK	GAMES	SCHEDULE	OF SCHEDULE	RPI	RPI	RPI	RPI
DIV. I ONLY	7- 22	307	0-10	117	99	285	285	4	4	
DIV. I NON-CONF.	7- 6	161	0	312	349	296	296	5	5	
TOTALS	RPI 1-25	RPI 26-50	W-L RECORDS	RPI 51-100	RPI 101-150	RPI 150+				
7- 22	0- 5	0- 2	OVERALL	0- 4	1- 5	6- 6				
6- 11	0- 3	0- 1	HOME	0- 3	1- 1	5- 3				
0- 10	0- 2	0- 1	AWAY	0- 1	0- 4	0- 2				
1- 1	0- 0	0- 0	NEUTRAL	0- 0	0- 0	1- 1				
7- 6	0- 0	0- 0	NON-CONFERENCE	0- 0	1- 2	6- 4				
6- 3	0- 0	0- 0	HOME	0- 0	1- 1	5- 2				
0- 2	0- 0	0- 0	AWAY	0- 0	0- 1	0- 1				
1- 1	0- 0	0- 0	NEUTRAL	0- 0	0- 0	1- 1				
0- 16	0- 5	0- 2	CONFERENCE	0- 4	0- 3	0- 2				
0- 8	0- 3	0- 1	HOME	0- 3	0- 0	0- 1				
0- 8	0- 2	0- 1	AWAY	0- 1	0- 3	0- 1				
0- 0	0- 0	0- 0	NEUTRAL	0- 0	0- 0	0- 0				

RPI	S	Opponent	Score	RPI	S	Opponent	Score	RPI	S	Opponent	Score	RPI	S	Opponent	Score	Team's RPI: 285
1	H	South Carolina	32 87	33	A	LSU	44 52	58	H	Alabama	56 57	110	A	Vanderbilt	47 63	
14	A	Mississippi St.	39 80	35	H	Arkansas	64 108	59	A	Tennessee	66 77	112	H	Southeast Mo. St.	53 70	
14	H	Mississippi St.	59 84					59	H	Tennessee	28 84	114	A	Auburn	43 59	
17	A	Texas A&M	35 79					70	H	Georgia	51 58	126	A	Texas Tech	48 84	
25	H	Kentucky	52 94									133	A	Florida	72 74	
												150	H	Sam Houston St.	75 69	
												167	A	Missouri	67 82	
												167	H	Missouri	57 71	
												169	H	New Orleans	64 69	
												185	H	Louisiana	42 53	
												203	A	Southern Miss.	53 59	
												272	H	Louisiana Tech	76 53	
												293	N	Pittsburgh	50 58	
												300	H	Ga. Southern	69 66	
												320	H	Alabama St.	93 66	
												324	N	Alcorn	73 55	
												348	H	La.-Monroe	66 42	
												351	H	Mississippi Val.	72 53	
LAST 10 Division I																
14	H	Mississippi St.	59 84	133	A	Florida	72 74									
59	A	Tennessee	66 77	110	A	Vanderbilt	47 63									
167	A	Missouri	67 82	58	H	Alabama	56 57									
25	H	Kentucky	52 94	1	H	South Carolina	32 87									
35	H	Arkansas	64 108	14	A	Mississippi St.	39 80									

Non-Div I Games:

Ole Miss

■ Loss,
 ■ Non-Conf,
 ■ S Site,
 ■ H Home
 ■ A Away
 N Neutral

Average RPI Win:	272	WON-LOST	WINNING	LAST 10	STRENGTH OF	OPP. STRENGTH	TEAM	ADJ.	CONF.	ADJ CONF.
Average RPI Loss:	163	RECORD	PCT. RANK	GAMES	SCHEDULE	OF SCHEDULE	RPI	RPI	RPI	RPI
DIV. I ONLY	5- 22	322	1-9	181	260	316	316	19	19	
DIV. I NON-CONF.	3- 8	268	0	108	322	264	264	18	18	
TOTALS	RPI 1-25	RPI 26-50	W-L RECORDS	RPI 51-100	RPI 101-150	RPI 150+				
5- 22	0- 0	0- 3	OVERALL	0- 5	0- 1	5- 13				
3- 10	0- 0	0- 2	HOME	0- 2	0- 0	3- 6				
1- 11	0- 0	0- 1	AWAY	0- 2	0- 1	1- 7				
1- 1	0- 0	0- 0	NEUTRAL	0- 1	0- 0	1- 0				
3- 8	0- 0	0- 1	NON-CONFERENCE	0- 3	0- 1	3- 3				
2- 3	0- 0	0- 1	HOME	0- 1	0- 0	2- 1				
0- 4	0- 0	0- 0	AWAY	0- 1	0- 1	0- 2				
1- 1	0- 0	0- 0	NEUTRAL	0- 1	0- 0	1- 0				
2- 14	0- 0	0- 2	CONFERENCE	0- 2	0- 0	2- 10				
1- 7	0- 0	0- 1	HOME	0- 1	0- 0	1- 5				
1- 7	0- 0	0- 1	AWAY	0- 1	0- 0	1- 5				
0- 0	0- 0	0- 0	NEUTRAL	0- 0	0- 0	0- 0				

RPI	S	Opponent	Score	RPI	S	Opponent	Score	RPI	S	Opponent	Score	RPI	S	Opponent	Score	Team's RPI: 316
29	A	South Dakota	44 77	29	H	South Dakota	39 71	69	A	South Dakota St.	59 69	111	A	Kansas	48 63	
45	H	Creighton	54 67					69	H	South Dakota St.	51 68	177	A	Northern Ky.	40 57	
								75	H	UNI	45 81	201	H	Cleveland St.	66 79	
								85	A	Kansas St.	48 73	206	A	Western Ill.	66 79	
								96	N	VCU	66 74	206	H	Western Ill.	69 83	
												208	A	Eastern Ill.	52 65	
												211	H	UMKC	57 53	
												217	A	Oral Roberts	57 84	
												217	H	Oral Roberts	60 54	
												220	A	North Dakota	57 63	
												220	H	North Dakota	67 71	
												229	A	Denver	60 66	
												229	H	Denver	80 86	
												244	H	Morgan St.	70 64	
												268	A	North Dakota St.	64 67	
												268	H	North Dakota St.	65 74	
												339	A	Purdue Fort Wayne	65 51	
												339	H	Purdue Fort Wayne	57 58	
												351	N	Mississippi Val.	78 70	
LAST 10 Division I																
268	A	North Dakota St.	64 67	217	A	Oral Roberts	57 84									
220	H	North Dakota	67 71	69	A	South Dakota St.	59 69									
339	A	Purdue Fort Wayne	65 51	268	H	North Dakota St.	65 74									
206	A	Western Ill.	66 79	29	H	South Dakota	39 71									
229	H	Denver	80 86	339	H	Purdue Fort Wayne	57 58									

Non-Div I Games: Peru St. 92 58 Graceland (IA) 85 46

Omaha

Loss, Non-Conf, S Site, H Home A Away N Neutral

Oral Roberts

Through Games Of March 2, 2020

Average RPI Win:	248	WON-LOST	WINNING	LAST 10	STRENGTH OF	OPP. STRENGTH	TEAM	ADJ.	CONF.	ADJ CONF.
Average RPI Loss:	137	RECORD	PCT. RANK	GAMES	SCHEDULE	OF SCHEDULE	RPI	RPI	RPI	RPI
DIV. I ONLY	12- 15	206	6-4	220	168	217	217	19	19	
DIV. I NON-CONF.	3- 8	268	0	184	78	270	270	18	18	
TOTALS	RPI 1-25	RPI 26-50	W-L RECORDS	RPI 51-100	RPI 101-150	RPI 150+				
12- 15	0- 0	0- 3	OVERALL	0- 5	1- 1	11- 6				
9- 3	0- 0	0- 1	HOME	0- 1	1- 0	8- 1				
3- 12	0- 0	0- 2	AWAY	0- 4	0- 1	3- 5				
0- 0	0- 0	0- 0	NEUTRAL	0- 0	0- 0	0- 0				
3- 8	0- 0	0- 1	NON-CONFERENCE	0- 3	1- 1	2- 3				
3- 1	0- 0	0- 0	HOME	0- 0	1- 0	2- 1				
0- 7	0- 0	0- 1	AWAY	0- 3	0- 1	0- 2				
0- 0	0- 0	0- 0	NEUTRAL	0- 0	0- 0	0- 0				
9- 7	0- 0	0- 2	CONFERENCE	0- 2	0- 0	9- 3				
6- 2	0- 0	0- 1	HOME	0- 1	0- 0	6- 0				
3- 5	0- 0	0- 1	AWAY	0- 1	0- 0	3- 3				
0- 0	0- 0	0- 0	NEUTRAL	0- 0	0- 0	0- 0				

RPI S	Opponent	Score	RPI S	Opponent	Score	RPI S	Opponent	Score	RPI S	Opponent	Score	Team's RPI: 217
29	A South Dakota	56 79	29	H South Dakota	73 77	51	A Oklahoma St.	44 78	115	A Utah	58 78	
35	A Arkansas	64 96	69	A South Dakota St.	44 58	69	H South Dakota St.	61 76	150	H Sam Houston St.	64 41	
			69	H South Dakota St.	61 76	85	A Kansas St.	69 109	171	H Wichita St.	79 66	
			88	A Nebraska	67 77				176	A Southern Utah	58 72	
									206	A Western Ill.	61 75	
									206	H Western Ill.	71 60	
									220	A North Dakota	86 72	
									220	H North Dakota	75 52	
									229	A Denver	79 91	
									229	H Denver	84 72	
									242	A Tulsa	65 67	
									252	H Texas St.	63 57	
									268	A North Dakota St.	80 76	
									268	H North Dakota St.	70 62	
									316	A Omaha	54 60	
									316	H Omaha	84 57	
									321	H Houston Baptist	73 74	
									339	A Purdue Fort Wayne	79 73	
									339	H Purdue Fort Wayne	96 59	
LAST 10 Division I												
339	H Purdue Fort Wayne	96 59	268	A North Dakota St.	80 76							
206	H Western Ill.	71 60	220	A North Dakota	86 72							
229	A Denver	79 91	69	H South Dakota St.	61 76							
29	H South Dakota	73 77	229	H Denver	84 72							
316	H Omaha	84 57	29	A South Dakota	56 79							

Non-Div I Games: Rogers St. 80 40 Cent. Christian (KS114 60

Oral Roberts

Loss, Non-Conf, S Site, H Home A Away N Neutral

Oregon

Through Games Of March 2, 2020

Average RPI Win:	96	WON-LOST	WINNING	LAST 10	STRENGTH OF	OPP. STRENGTH	TEAM	ADJ.	CONF.	ADJ CONF.
Average RPI Loss:	18	RECORD	PCT. RANK	GAMES	SCHEDULE	OF SCHEDULE	RPI	RPI	RPI	RPI
DIV. I ONLY	28- 2	4	10-0	12	5	2	2	1	1	
DIV. I NON-CONF.	11- 1	13	1-0	59	26	9	9	1	1	
TOTALS	RPI 1-25	RPI 26-50	W-L RECORDS	RPI 51-100	RPI 101-150	RPI 150+				
28- 2	6- 1	3- 1	OVERALL	6- 0	9- 0	4- 0				
15- 0	2- 0	2- 0	HOME	3- 0	5- 0	3- 0				
11- 1	4- 0	1- 1	AWAY	2- 0	3- 0	1- 0				
2- 1	0- 1	0- 0	NEUTRAL	1- 0	1- 0	0- 0				
11- 1	1- 1	0- 0	NON-CONFERENCE	3- 0	3- 0	4- 0				
6- 0	0- 0	0- 0	HOME	2- 0	1- 0	3- 0				
3- 0	1- 0	0- 0	AWAY	0- 0	1- 0	1- 0				
2- 1	0- 1	0- 0	NEUTRAL	1- 0	1- 0	0- 0				
17- 1	5- 0	3- 1	CONFERENCE	3- 0	6- 0	0- 0				
9- 0	2- 0	2- 0	HOME	1- 0	4- 0	0- 0				
8- 1	3- 0	1- 1	AWAY	2- 0	2- 0	0- 0				
0- 0	0- 0	0- 0	NEUTRAL	0- 0	0- 0	0- 0				

RPI S	Opponent	Score	RPI S	Opponent	Score	RPI S	Opponent	Score	RPI S	Opponent	Score
5 N	Louisville	62 72	27 A	Arizona	71 64	51 N	Oklahoma St.	89 72	103 A	Syracuse	81 64
6 A	UConn	74 56	27 H	Arizona	85 52	69 H	South Dakota St.	95 56	105 N	UT Arlington	91 54
8 A	Stanford	74 66	30 A	Arizona St.	66 72	80 A	Colorado	101 53	107 H	Washington St.	88 57
8 H	Stanford	87 55	30 H	Arizona St.	79 48	80 H	Colorado	104 46	115 A	Utah	90 63
13 A	UCLA	80 66				84 A	Southern California	93 67	115 H	Utah	88 51
18 A	Oregon St.	66 57				85 H	Kansas St.	89 51	125 H	Washington	92 56
18 H	Oregon St.	76 64							131 A	California	93 61
									131 H	California	105 55
									135 H	Texas Southern	99 63
									151 H	Northeastern	89 47
									278 H	Utah St.	109 52
									292 A	Long Beach St.	81 45
									304 H	UC Riverside	84 41
LAST 10 Division I											
125 H	Washington	92 56	13 A	UCLA	80 66						
107 H	Washington St.	88 57	30 H	Arizona St.	79 48						
8 A	Stanford	74 66	27 H	Arizona	85 52						
131 A	California	93 61	6 A	UConn	74 56						
84 A	Southern California	93 67	80 A	Colorado	101 53						

Non-Div I Games:

Oregon

Loss, Non-Conf, S Site, H Home A Away N Neutral

Oregon St.

Through Games Of March 2, 2020

Average RPI Win:	124	WON-LOST	WINNING	LAST 10	STRENGTH OF	OPP. STRENGTH	TEAM	ADJ.	CONF.	ADJ CONF.
Average RPI Loss:	22	RECORD	PCT. RANK	GAMES	SCHEDULE	OF SCHEDULE	RPI	RPI	RPI	RPI
DIV. I ONLY	22- 8	49	6-4	8	27	18	18	1	1	
DIV. I NON-CONF.	12- 0	1	0	52	147	6	6	1	1	
TOTALS	RPI 1-25	RPI 26-50	W-L RECORDS	RPI 51-100	RPI 101-150	RPI 150+				
22- 8	2- 5	2- 2	OVERALL	5- 1	7- 0	6- 0				
14- 3	2- 2	1- 1	HOME	1- 0	5- 0	5- 0				
5- 5	0- 3	1- 1	AWAY	2- 1	2- 0	0- 0				
3- 0	0- 0	0- 0	NEUTRAL	2- 0	0- 0	1- 0				
12- 0	2- 0	0- 0	NON-CONFERENCE	3- 0	1- 0	6- 0				
8- 0	2- 0	0- 0	HOME	0- 0	1- 0	5- 0				
1- 0	0- 0	0- 0	AWAY	1- 0	0- 0	0- 0				
3- 0	0- 0	0- 0	NEUTRAL	2- 0	0- 0	1- 0				
10- 8	0- 5	2- 2	CONFERENCE	2- 1	6- 0	0- 0				
6- 3	0- 2	1- 1	HOME	1- 0	4- 0	0- 0				
4- 5	0- 3	1- 1	AWAY	1- 1	2- 0	0- 0				
0- 0	0- 0	0- 0	NEUTRAL	0- 0	0- 0	0- 0				

RPI	S	Opponent	Score	RPI	S	Opponent	Score	RPI	S	Opponent	Score	RPI	S	Opponent	Score
2	A	Oregon	64 76	27	A	Arizona	63 61	80	A	Colorado	79 52	107	H	Washington St.	73 58
2	H	Oregon	57 66	27	H	Arizona	58 65	80	H	Colorado	72 60	115	A	Utah	77 65
8	A	Stanford	60 63	30	A	Arizona St.	47 55	82	N	BYU	65 34	115	H	Utah	77 48
8	H	Stanford	58 61	30	H	Arizona St.	64 62	84	A	Southern California	66 72	125	H	Washington	75 61
9	H	Missouri St.	80 69					97	A	Miami (FL)	75 53	131	A	California	76 63
13	A	UCLA	74 83					98	N	Liberty	68 55	131	H	California	81 44
20	H	DePaul	98 77									134	H	Pacific	69 57
												163	N	Northern Ariz.	91 57
												176	H	Southern Utah	95 45
												207	H	Hawaii	64 32
												251	H	CSU Bakersfield	69 50
												276	H	UC Irvine	86 57
												278	H	Utah St.	75 46
LAST 10 Division I															
107	H	Washington St.	73 58	84	A	Southern California	66 72								
125	H	Washington	75 61	27	H	Arizona	58 65								
131	A	California	76 63	30	H	Arizona St.	64 62								
8	A	Stanford	60 63	115	A	Utah	77 65								
13	A	UCLA	74 83	80	A	Colorado	79 52								

Non-Div I Games:

Oregon St.

■ Loss,
 ■ Non-Conf, S Site,
 ■ Home
 ■ Away
 N Neutral

Pacific

Through Games Of March 2, 2020

Average RPI Win:	218	WON-LOST	WINNING	LAST 10	STRENGTH OF	OPP. STRENGTH	TEAM	ADJ.	CONF.	ADJ CONF.
Average RPI Loss:	113	RECORD	PCT. RANK	GAMES	SCHEDULE	OF SCHEDULE	RPI	RPI	RPI	RPI
DIV. I ONLY	16- 13	149	5-5	154	118	134	134	11	11	
DIV. I NON-CONF.	7- 4	100	0	202	173	107	107	11	11	
TOTALS	RPI 1-25	RPI 26-50	W-L RECORDS	RPI 51-100	RPI 101-150	RPI 150+				
16- 13	0- 4	1- 0	OVERALL	0- 2	2- 2	13- 5				
9- 4	0- 1	0- 0	HOME	0- 1	1- 1	8- 1				
6- 8	0- 3	1- 0	AWAY	0- 1	1- 1	4- 3				
1- 1	0- 0	0- 0	NEUTRAL	0- 0	0- 0	1- 1				
7- 4	0- 2	1- 0	NON-CONFERENCE	0- 0	0- 0	6- 2				
4- 0	0- 0	0- 0	HOME	0- 0	0- 0	4- 0				
2- 3	0- 2	1- 0	AWAY	0- 0	0- 0	1- 1				
1- 1	0- 0	0- 0	NEUTRAL	0- 0	0- 0	1- 1				
9- 9	0- 2	0- 0	CONFERENCE	0- 2	2- 2	7- 3				
5- 4	0- 1	0- 0	HOME	0- 1	1- 1	4- 1				
4- 5	0- 1	0- 0	AWAY	0- 1	1- 1	3- 2				
0- 0	0- 0	0- 0	NEUTRAL	0- 0	0- 0	0- 0				

RPI 1-25				RPI 26-50				RPI 51-100				RPI 101+ Team's RPI: 134			
RPI	S	Opponent	Score	RPI	S	Opponent	Score	RPI	S	Opponent	Score	RPI	S	Opponent	Score
9	A	Gonzaga	67 68	40	A	Drexel	58 51	82	A	BYU	54 65	113	A	San Diego	61 66
9	H	Gonzaga	65 83					82	H	BYU	66 76	113	H	San Diego	64 66
13	A	UCLA	57 68									140	A	Portland	77 73
18	A	Oregon St.	57 69									140	H	Portland	77 70
												181	N	Toledo	65 66
												195	A	Santa Clara	65 75
												195	H	Santa Clara	71 69
												196	A	Pepperdine	54 59
												196	H	Pepperdine	64 63
												197	A	Saint Mary's (CA)	68 66
												197	H	Saint Mary's (CA)	65 53
												204	A	San Francisco	84 61
												204	H	San Francisco	61 67
												211	H	UMKC	89 60
												221	H	SMU	77 49
												251	A	CSU Bakersfield	70 80
												264	A	UC Santa Barbara	63 53
												274	H	Indiana St.	83 66
												288	A	LMU (CA)	87 70
												288	H	LMU (CA)	76 67
												314	N	St. Francis Brooklyn	71 62
												322	H	Weber St.	76 53
LAST 10 Division I															
195	H	Santa Clara	71 69	140	H	Portland	77 70								
204	H	San Francisco	61 67	9	H	Gonzaga	65 83								
197	H	Saint Mary's (CA)	65 53	288	A	LMU (CA)	87 70								
82	A	BYU	54 65	196	A	Pepperdine	54 59								
113	A	San Diego	61 66	197	A	Saint Mary's (CA)	68 66								

Non-Div I Games:

Pacific

■ Loss,
■ Non-Conf,
■ S Site,
■ Home
■ A Away
N Neutral

Average RPI Win:	196	WON-LOST	WINNING	LAST 10	STRENGTH OF	OPP. STRENGTH	TEAM	ADJ.	CONF.	ADJ CONF.
Average RPI Loss:	59	RECORD	PCT. RANK	GAMES	SCHEDULE	OF SCHEDULE	RPI	RPI	RPI	RPI
DIV. I ONLY	17- 7	58	8-2	151	85	66	66	7	7	
DIV. I NON-CONF.	9- 3	63	0	300	100	100	100	8	8	

TOTALS	RPI 1-25	RPI 26-50	W-L RECORDS	RPI 51-100	RPI 101-150	RPI 150+				
17- 7	0- 3	1- 0	OVERALL	1- 2	2- 2	13- 0				
10- 2	0- 1	1- 0	HOME	0- 1	2- 0	7- 0				
7- 5	0- 2	0- 0	AWAY	1- 1	0- 2	6- 0				
0- 0	0- 0	0- 0	NEUTRAL	0- 0	0- 0	0- 0				
9- 3	0- 1	1- 0	NON-CONFERENCE	0- 1	0- 1	8- 0				
5- 0	0- 0	1- 0	HOME	0- 0	0- 0	4- 0				
4- 3	0- 1	0- 0	AWAY	0- 1	0- 1	4- 0				
0- 0	0- 0	0- 0	NEUTRAL	0- 0	0- 0	0- 0				
8- 4	0- 2	0- 0	CONFERENCE	1- 1	2- 1	5- 0				
5- 2	0- 1	0- 0	HOME	0- 1	2- 0	3- 0				
3- 2	0- 1	0- 0	AWAY	1- 0	0- 1	2- 0				
0- 0	0- 0	0- 0	NEUTRAL	0- 0	0- 0	0- 0				

RPI 1-25				RPI 26-50				RPI 51-100 Team's RPI: 66				RPI 101+			
RPI	S	Opponent	Score	RPI	S	Opponent	Score	RPI	S	Opponent	Score	RPI	S	Opponent	Score
11	A	Princeton	44 80	40	H	Drexel	53 49	53	A	Yale	53 51	109	H	Columbia	86 84
11	H	Princeton	55 75					53	H	Yale	54 71	117	A	Temple	72 76
24	A	Duke	50 66					72	A	Villanova	58 70	122	A	Harvard	51 58
												122	H	Harvard	70 48
												174	A	Dartmouth	66 33
												174	H	Dartmouth	67 31
												187	H	Cornell	63 41
												189	A	La Salle	65 49
												205	A	Brown	85 73
												205	H	Brown	74 60
												207	A	Hawaii	70 55
												227	H	Stetson	81 41
												231	A	Saint Joseph's	55 45
												249	H	Iona	74 42
												280	H	Siena	92 44
												330	A	NJIT	85 51
												344	H	Hartford	74 46

LAST 10 Division I															
205	H	Brown	74 60	53	A	Yale	53 51								
53	H	Yale	54 71	205	A	Brown	85 73								
11	A	Princeton	44 80	187	H	Cornell	63 41								
122	H	Harvard	70 48	109	H	Columbia	86 84								
174	H	Dartmouth	67 31	174	A	Dartmouth	66 33								

Non-Div I Games: Chaminade 90 39

Penn

Average RPI Win:	213	WON-LOST	WINNING	LAST 10	STRENGTH OF	OPP. STRENGTH	TEAM	ADJ.	CONF.	ADJ CONF.
Average RPI Loss:	78	RECORD	PCT. RANK	GAMES	SCHEDULE	OF SCHEDULE	RPI	RPI	RPI	RPI
DIV. I ONLY	7- 22	307	0-10	36	57	213	213	2	2	
DIV. I NON-CONF.	6- 5	151	0	216	269	215	215	2	2	
<hr/>										
TOTALS	RPI 1-25	RPI 26-50	W-L RECORDS	RPI 51-100	RPI 101-150	RPI 150+				
7- 22	0- 8	0- 5	OVERALL	2- 4	0- 1	5- 4				
5- 11	0- 4	0- 2	HOME	2- 2	0- 0	3- 3				
1- 10	0- 4	0- 3	AWAY	0- 2	0- 1	1- 0				
1- 1	0- 0	0- 0	NEUTRAL	0- 0	0- 0	1- 1				
6- 5	0- 1	0- 0	NON-CONFERENCE	1- 1	0- 0	5- 3				
4- 3	0- 0	0- 0	HOME	1- 1	0- 0	3- 2				
1- 1	0- 1	0- 0	AWAY	0- 0	0- 0	1- 0				
1- 1	0- 0	0- 0	NEUTRAL	0- 0	0- 0	1- 1				
1- 17	0- 7	0- 5	CONFERENCE	1- 3	0- 1	0- 1				
1- 8	0- 4	0- 2	HOME	1- 1	0- 0	0- 1				
0- 9	0- 3	0- 3	AWAY	0- 2	0- 1	0- 0				
0- 0	0- 0	0- 0	NEUTRAL	0- 0	0- 0	0- 0				

RPI 1-25				RPI 26-50				RPI 51-100				RPI 101+ Team's RPI: 213			
RPI	S	Opponent	Score	RPI	S	Opponent	Score	RPI	S	Opponent	Score	RPI	S	Opponent	Score
3	H	Maryland	69 106	38	A	Michigan	48 82	86	H	Minnesota	74 81	145	A	Wisconsin	65 71
7	A	Northwestern	59 85	38	H	Michigan	66 80	88	A	Nebraska	58 75	183	A	Towson	73 67
7	H	Northwestern	59 82	42	A	Rutgers	39 72	89	H	Fordham	72 59	189	H	La Salle	67 69
11	A	Princeton	55 72	42	H	Rutgers	57 62	90	H	Rider	70 78	192	H	Illinois	66 70
12	A	Iowa	57 100	46	A	Purdue	68 81	92	A	Michigan St.	80 99	228	H	Clemson	68 55
12	H	Iowa	66 77					92	H	Michigan St.	86 73	245	H	George Mason	68 78
15	H	Indiana	60 76									292	N	Long Beach St.	56 64
22	A	Ohio St.	70 80									293	H	Pittsburgh	78 73
												302	H	Sacred Heart	88 65
												305	N	N.C. Central	92 68
<hr/>															
LAST 10 Division I															
92	A	Michigan St.	80 99	192	H	Illinois	66 70								
38	H	Michigan	66 80	42	A	Rutgers	39 72								
12	A	Iowa	57 100	7	H	Northwestern	59 82								
3	H	Maryland	69 106	12	H	Iowa	66 77								
88	A	Nebraska	58 75	46	A	Purdue	68 81								

Non-Div I Games:

Penn St.

■ Loss,
■ Non-Conf,
■ S Site,
■ H Home
■ A Away
N Neutral

Pepperdine

Through Games Of March 2, 2020

Average RPI Win:	219	WON-LOST	WINNING	LAST 10	STRENGTH OF	OPP. STRENGTH	TEAM	ADJ.	CONF.	ADJ CONF.
Average RPI Loss:	130	RECORD	PCT. RANK	GAMES	SCHEDULE	OF SCHEDULE	RPI	RPI	RPI	RPI
DIV. I ONLY	12- 14	195	5-5	189	116	196	196	11	11	
DIV. I NON-CONF.	4- 4	164	0	302	200	237	237	11	11	
TOTALS	RPI 1-25	RPI 26-50	W-L RECORDS	RPI 51-100	RPI 101-150	RPI 150+				
12- 14	0- 2	0- 0	OVERALL	0- 3	2- 5	10- 4				
7- 6	0- 1	0- 0	HOME	0- 1	2- 1	5- 3				
5- 8	0- 1	0- 0	AWAY	0- 2	0- 4	5- 1				
0- 0	0- 0	0- 0	NEUTRAL	0- 0	0- 0	0- 0				
4- 4	0- 0	0- 0	NON-CONFERENCE	0- 1	0- 1	4- 2				
2- 2	0- 0	0- 0	HOME	0- 0	0- 0	2- 2				
2- 2	0- 0	0- 0	AWAY	0- 1	0- 1	2- 0				
0- 0	0- 0	0- 0	NEUTRAL	0- 0	0- 0	0- 0				
8- 10	0- 2	0- 0	CONFERENCE	0- 2	2- 4	6- 2				
5- 4	0- 1	0- 0	HOME	0- 1	2- 1	3- 1				
3- 6	0- 1	0- 0	AWAY	0- 1	0- 3	3- 1				
0- 0	0- 0	0- 0	NEUTRAL	0- 0	0- 0	0- 0				

RPI	S	Opponent	Score	RPI	S	Opponent	Score	RPI	S	Opponent	Score	RPI	S	Opponent	Score	Team's RPI: 196
9	A	Gonzaga	36 70					82	A	BYU	64 66	107	A	Washington St.	48 85	
9	H	Gonzaga	50 64					82	H	BYU	47 65	113	A	San Diego	58 62	
								95	A	Boise St.	74 76	113	H	San Diego	73 57	
												134	A	Pacific	63 64	
												134	H	Pacific	59 54	
												140	A	Portland	67 69	
												140	H	Portland	62 64	
												165	H	UC Davis	70 67	
												195	A	Santa Clara	79 61	
												195	H	Santa Clara	79 71	
												197	A	Saint Mary's (CA)	78 85	
												197	H	Saint Mary's (CA)	73 64	
												204	A	San Francisco	70 64	
												204	H	San Francisco	82 70	
												207	H	Hawaii	51 52	
												219	H	UNLV	44 69	
												288	A	LMU (CA)	77 66	
												288	H	LMU (CA)	77 84	
												308	A	Eastern Wash.	53 52	
												310	H	Cal Poly	63 53	
												312	A	New Mexico St.	72 69	
LAST 10 Division I																
113	A	San Diego	58 62	195	A	Santa Clara	79 61									
82	A	BYU	64 66	204	A	San Francisco	70 64									
9	H	Gonzaga	50 64	197	H	Saint Mary's (CA)	73 64									
140	H	Portland	62 64	134	H	Pacific	59 54									
288	A	LMU (CA)	77 66	140	A	Portland	67 69									

Non-Div I Games: Concordia (CA) 76 57 Cal St. L.A. 79 56

Pepperdine

Loss, Non-Conf, S Site, H Home A Away N Neutral

Pittsburgh

Through Games Of March 2, 2020

Average RPI Win:	269	WON-LOST	WINNING	LAST 10	STRENGTH OF	OPP. STRENGTH	TEAM	ADJ.	CONF.	ADJ CONF.
Average RPI Loss:	93	RECORD	PCT. RANK	GAMES	SCHEDULE	OF SCHEDULE	RPI	RPI	RPI	RPI
DIV. I ONLY	4- 25	328	1-9	97	60	293	293	5	5	
DIV. I NON-CONF.	3- 8	268	0	259	209	313	313	4	4	
TOTALS	RPI 1-25	RPI 26-50	W-L RECORDS	RPI 51-100	RPI 101-150	RPI 150+				
4- 25	0- 4	0- 3	OVERALL	0- 8	1- 6	3- 4				
3- 12	0- 3	0- 1	HOME	0- 3	1- 3	2- 2				
0- 12	0- 1	0- 2	AWAY	0- 4	0- 3	0- 2				
1- 1	0- 0	0- 0	NEUTRAL	0- 1	0- 0	1- 0				
3- 8	0- 0	0- 1	NON-CONFERENCE	0- 3	0- 1	3- 3				
2- 4	0- 0	0- 0	HOME	0- 1	0- 1	2- 2				
0- 3	0- 0	0- 1	AWAY	0- 1	0- 0	0- 1				
1- 1	0- 0	0- 0	NEUTRAL	0- 1	0- 0	1- 0				
1- 17	0- 4	0- 2	CONFERENCE	0- 5	1- 5	0- 1				
1- 8	0- 3	0- 1	HOME	0- 2	1- 2	0- 0				
0- 9	0- 1	0- 1	AWAY	0- 3	0- 3	0- 1				
0- 0	0- 0	0- 0	NEUTRAL	0- 0	0- 0	0- 0				

RPI	S	Opponent	Score	RPI	S	Opponent	Score	RPI	S	Opponent	Score	RPI	S	Opponent	Score	Team's RPI: 293
5	A	Louisville	49 83	32	A	Virginia Tech	56 68	57	A	Virginia	55 66	101	A	Notre Dame	52 74	
5	H	Louisville	47 79	37	A	UCF	58 74	64	A	Boston College	59 70	101	H	Notre Dame	52 60	
21	H	NC State	44 88	39	H	Florida St.	41 66	64	H	Boston College	70 79	103	A	Syracuse	53 71	
24	H	Duke	56 73					71	H	Georgia Tech	48 77	103	H	Syracuse	51 69	
								76	A	Cincinnati	53 69	123	H	Duquesne	62 81	
								81	H	Stony Brook	56 59	127	H	Wake Forest	53 48	
								87	N	Ohio	50 72	138	A	North Carolina	62 70	
								97	A	Miami (FL)	54 73	212	H	Miami (OH)	71 80	
												213	A	Penn St.	73 78	
												228	A	Clemson	67 75	
												243	H	Georgetown	56 66	
												285	N	Ole Miss	58 50	
												317	H	Fairleigh Dickinson	69 60	
												346	H	Central Conn. St.	81 73	
LAST 10 Division I																
97	A	Miami (FL)	54 73	24	H	Duke	56 73									
57	A	Virginia	55 66	101	A	Notre Dame	52 74									
5	H	Louisville	47 79	71	H	Georgia Tech	48 77									
64	A	Boston College	59 70	39	H	Florida St.	41 66									
103	A	Syracuse	53 71	127	H	Wake Forest	53 48									

Non-Div I Games:

Pittsburgh

■ Loss,
 ■ Non-Conf, S Site,
 ■ Home
 ■ Away
 N Neutral

Portland

Through Games Of March 2, 2020

Average RPI Win: 214	WON-LOST	WINNING	LAST 10	STRENGTH OF	OPP. STRENGTH	TEAM	ADJ.	CONF.	ADJ CONF.
Average RPI Loss: 124	RECORD	PCT. RANK	GAMES	SCHEDULE	OF SCHEDULE	RPI	RPI	RPI	RPI
DIV. I ONLY	16- 11	118	6-4	166	145	140	140	11	11
DIV. I NON-CONF.	5- 4	140	0	245	317	206	206	11	11
TOTALS	RPI 1-25	RPI 26-50	W-L RECORDS	RPI 51-100	RPI 101-150	RPI 150+			
16- 11	0- 2	0- 0	OVERALL	2- 2	0- 4	14- 3			
7- 7	0- 1	0- 0	HOME	1- 2	0- 2	6- 2			
9- 4	0- 1	0- 0	AWAY	1- 0	0- 2	8- 1			
0- 0	0- 0	0- 0	NEUTRAL	0- 0	0- 0	0- 0			
5- 4	0- 0	0- 0	NON-CONFERENCE	1- 1	0- 0	4- 3			
2- 3	0- 0	0- 0	HOME	1- 1	0- 0	1- 2			
3- 1	0- 0	0- 0	AWAY	0- 0	0- 0	3- 1			
0- 0	0- 0	0- 0	NEUTRAL	0- 0	0- 0	0- 0			
11- 7	0- 2	0- 0	CONFERENCE	1- 1	0- 4	10- 0			
5- 4	0- 1	0- 0	HOME	0- 1	0- 2	5- 0			
6- 3	0- 1	0- 0	AWAY	1- 0	0- 2	5- 0			
0- 0	0- 0	0- 0	NEUTRAL	0- 0	0- 0	0- 0			

RPI S Opponent Score	RPI S Opponent Score	RPI S Opponent Score	RPI S Opponent Score
9 A Gonzaga 57 62		68 H Fresno St. 75 64	113 A San Diego 55 74
9 H Gonzaga 42 56		82 A BYU 57 48	113 H San Diego 58 62
		82 H BYU 54 66	134 A Pacific 70 77
		99 H Abilene Christian 69 76	134 H Pacific 73 77
			162 H Loyola Chicago 64 78
			195 A Santa Clara 80 77
			195 H Santa Clara 84 62
			196 A Pepperdine 64 62
			196 H Pepperdine 69 67
			197 A Saint Mary's (CA) 72 53
			197 H Saint Mary's (CA) 78 65
			204 A San Francisco 73 66
			204 H San Francisco 69 49
			223 H Portland St. 71 77
			240 H Grand Canyon 73 41
			269 A Air Force 72 56
			278 A Utah St. 70 64
			284 A CSUN 64 73
			288 A LMU (CA) 89 78
			288 H LMU (CA) 74 49
			322 A Weber St. 78 59
LAST 10 Division I			
9 H Gonzaga 42 56	134 A Pacific 70 77		
288 A LMU (CA) 89 78	197 A Saint Mary's (CA) 72 53		
196 A Pepperdine 64 62	113 H San Diego 58 62		
204 H San Francisco 69 49	82 H BYU 54 66		
195 H Santa Clara 84 62	196 H Pepperdine 69 67		

Non-Div I Games: Warner Pacific 78 36 Willamette 82 42

Portland

Loss, Non-Conf, S Site, H Home A Away N Neutral

Average RPI Win:	217	WON-LOST	WINNING	LAST 10	STRENGTH OF	OPP. STRENGTH	TEAM	ADJ.	CONF.	ADJ CONF.
Average RPI Loss:	176	RECORD	PCT. RANK	GAMES	SCHEDULE	OF SCHEDULE	RPI	RPI	RPI	RPI
DIV. I ONLY	12- 15	206	2-8	191	255	223	223	18	18	
DIV. I NON-CONF.	5- 4	140	0	90	326	105	105	17	17	
TOTALS	RPI 1-25	RPI 26-50	W-L RECORDS	RPI 51-100	RPI 101-150	RPI 150+				
12- 15	0- 0	0- 0	OVERALL	0- 4	2- 1	10- 10				
7- 6	0- 0	0- 0	HOME	0- 2	1- 0	6- 4				
5- 8	0- 0	0- 0	AWAY	0- 2	1- 1	4- 5				
0- 1	0- 0	0- 0	NEUTRAL	0- 0	0- 0	0- 1				
5- 4	0- 0	0- 0	NON-CONFERENCE	0- 2	1- 0	4- 2				
2- 1	0- 0	0- 0	HOME	0- 1	0- 0	2- 0				
3- 2	0- 0	0- 0	AWAY	0- 1	1- 0	2- 1				
0- 1	0- 0	0- 0	NEUTRAL	0- 0	0- 0	0- 1				
7- 11	0- 0	0- 0	CONFERENCE	0- 2	1- 1	6- 8				
5- 5	0- 0	0- 0	HOME	0- 1	1- 0	4- 4				
2- 6	0- 0	0- 0	AWAY	0- 1	0- 1	2- 4				
0- 0	0- 0	0- 0	NEUTRAL	0- 0	0- 0	0- 0				

RPI S	Opponent	Score	RPI S	Opponent	Score	RPI S	Opponent	Score	RPI S	Opponent	Score	Team's RPI: 223
						59	H Tennessee	61 88	116	A Idaho	52 65	
						78	A Montana St.	67 98	116	H Idaho	74 53	
						78	H Montana St.	62 73	140	A Portland	77 71	
						95	A Boise St.	57 82	159	A Idaho St.	69 64	
									159	H Idaho St.	63 68	
									160	A Montana	55 62	
									160	H Montana	78 65	
									163	H Northern Ariz.	66 54	
									165	A UC Davis	76 70	
									176	A Southern Utah	58 71	
									176	H Southern Utah	72 81	
									211	A UMKC	69 87	
									224	A Northern Colo.	58 77	
									224	H Northern Colo.	51 78	
									230	H Nevada	80 75	
									240	H Grand Canyon	69 46	
									276	A UC Irvine	70 61	
									276	N UC Irvine	75 83	
									303	H Sacramento St.	70 73	
									308	A Eastern Wash.	75 79	
									308	H Eastern Wash.	75 58	
									322	A Weber St.	76 57	
									322	H Weber St.	88 63	
LAST 10 Division I												
			322	H Weber St.	88 63		224	H Northern Colo.	51 78			
			159	H Idaho St.	63 68		176	H Southern Utah	72 81			
			78	A Montana St.	67 98		160	A Montana	55 62			
			116	A Idaho	52 65		163	H Northern Ariz.	66 54			
			308	A Eastern Wash.	75 79		303	H Sacramento St.	70 73			

Non-Div I Games: Multnomah 104 48

Portland St.

Loss, Non-Conf, S Site, H Home A Away N Neutral

Prairie View

Through Games Of March 2, 2020

Average RPI Win:	286	WON-LOST	WINNING	LAST 10	STRENGTH OF	OPP. STRENGTH	TEAM	ADJ.	CONF.	ADJ CONF.
Average RPI Loss:	165	RECORD	PCT. RANK	GAMES	SCHEDULE	OF SCHEDULE	RPI	RPI	RPI	RPI
DIV. I ONLY	9- 16	262	7-3	293	306	295	295	32	32	
DIV. I NON-CONF.	0- 9	338	0	61	10	290	290	31	31	
TOTALS	RPI 1-25	RPI 26-50	W-L RECORDS	RPI 51-100	RPI 101-150	RPI 150+				
9- 16	0- 1	0- 1	OVERALL	0- 3	1- 4	8- 7				
6- 4	0- 0	0- 0	HOME	0- 0	1- 1	5- 3				
3- 10	0- 1	0- 1	AWAY	0- 2	0- 3	3- 3				
0- 2	0- 0	0- 0	NEUTRAL	0- 1	0- 0	0- 1				
0- 9	0- 1	0- 1	NON-CONFERENCE	0- 3	0- 3	0- 1				
0- 1	0- 0	0- 0	HOME	0- 0	0- 1	0- 0				
0- 6	0- 1	0- 1	AWAY	0- 2	0- 2	0- 0				
0- 2	0- 0	0- 0	NEUTRAL	0- 1	0- 0	0- 1				
9- 7	0- 0	0- 0	CONFERENCE	0- 0	1- 1	8- 6				
6- 3	0- 0	0- 0	HOME	0- 0	1- 0	5- 3				
3- 4	0- 0	0- 0	AWAY	0- 0	0- 1	3- 3				
0- 0	0- 0	0- 0	NEUTRAL	0- 0	0- 0	0- 0				

RPI 1-25				RPI 26-50				RPI 51-100				RPI 101+ Team's RPI: 295			
RPI	S	Opponent	Score	RPI	S	Opponent	Score	RPI	S	Opponent	Score	RPI	S	Opponent	Score
17	A	Texas A&M	38 80	27	A	Arizona	48 83	62	A	Rice	55 77	126	A	Texas Tech	48 82
								77	A	Oklahoma	48 94	133	H	Florida	44 51
								79	N	A&M-Corpus Christi	52 64	135	A	Texas Southern	65 88
												135	H	Texas Southern	50 47
												145	A	Wisconsin	42 68
												158	A	Jackson St.	49 53
												158	H	Jackson St.	62 52
												212	N	Miami (OH)	52 65
												241	A	Alabama A&M	44 54
												241	H	Alabama A&M	60 53
												253	H	Southern U.	48 68
												320	A	Alabama St.	62 59
												320	H	Alabama St.	52 61
												324	H	Alcorn	63 68
												327	A	Ark.-Pine Bluff	54 69
												327	H	Ark.-Pine Bluff	61 51
												347	A	Grambling	67 54
												347	H	Grambling	65 58
												351	A	Mississippi Val.	89 72
												351	H	Mississippi Val.	81 47
LAST 10 Division I															
241	H	Alabama A&M	60 53	347	H	Grambling	65 58								
320	H	Alabama St.	52 61	135	H	Texas Southern	50 47								
351	A	Mississippi Val.	89 72	241	A	Alabama A&M	44 54								
327	A	Ark.-Pine Bluff	54 69	320	A	Alabama St.	62 59								
158	H	Jackson St.	62 52	351	H	Mississippi Val.	81 47								

Non-Div I Games: Huston-Tillotson 79 60 Wiley 75 42 Tex. A&M-Kingsville 85 55

Prairie View

Loss, Non-Conf, S Site, H Home A Away N Neutral

Presbyterian

Through Games Of March 2, 2020

Average RPI Win:	282	WON-LOST	WINNING	LAST 10	STRENGTH OF	OPP. STRENGTH	TEAM	ADJ.	CONF.	ADJ CONF.
Average RPI Loss:	197	RECORD	PCT. RANK	GAMES	SCHEDULE	OF SCHEDULE	RPI	RPI	RPI	RPI
DIV. I ONLY	8- 18	289	4-6	291	315	307	307	25	25	
DIV. I NON-CONF.	2- 5	259	0	323	263	308	308	28	28	
TOTALS	RPI 1-25	RPI 26-50	W-L RECORDS	RPI 51-100	RPI 101-150	RPI 150+				
8- 18	0- 0	0- 0	OVERALL	0- 1	0- 5	8- 12				
4- 7	0- 0	0- 0	HOME	0- 0	0- 2	4- 5				
4- 11	0- 0	0- 0	AWAY	0- 1	0- 3	4- 7				
0- 0	0- 0	0- 0	NEUTRAL	0- 0	0- 0	0- 0				
2- 5	0- 0	0- 0	NON-CONFERENCE	0- 1	0- 1	2- 3				
1- 1	0- 0	0- 0	HOME	0- 0	0- 0	1- 1				
1- 4	0- 0	0- 0	AWAY	0- 1	0- 1	1- 2				
0- 0	0- 0	0- 0	NEUTRAL	0- 0	0- 0	0- 0				
6- 13	0- 0	0- 0	CONFERENCE	0- 0	0- 4	6- 9				
3- 6	0- 0	0- 0	HOME	0- 0	0- 2	3- 4				
3- 7	0- 0	0- 0	AWAY	0- 0	0- 2	3- 5				
0- 0	0- 0	0- 0	NEUTRAL	0- 0	0- 0	0- 0				

RPI 1-25				RPI 26-50				RPI 51-100				RPI 101+				Team's RPI: 307		
RPI	S	Opponent	Score	RPI	S	Opponent	Score	RPI	S	Opponent	Score	RPI	S	Opponent	Score			
								64	A	West Virginia	40	56	119	A	Campbell	42	56	
												119	H	Campbell	47	53		
												133	A	Florida	46	60		
												148	A	Hampton	53	67		
												148	H	Hampton	42	71		
												173	A	High Point	55	60		
												173	H	High Point	71	79		
												180	A	Gardner-Webb	56	53		
												180	H	Gardner-Webb	64	49		
												191	A	Radford	42	54		
												191	H	Radford	39	65		
												192	A	Illinois	52	71		
												250	A	UNC Asheville	39	54		
												250	H	UNC Asheville	48	64		
												258	A	Winthrop	54	61		
												262	H	Col. of Charleston	58	54		
												270	A	Wofford	60	67		
												271	H	UNCW	60	70		
												273	A	Longwood	82	77		
												273	H	Longwood	60	71		
LAST 10 Division I																		
				119	A	Campbell	42	56	250	H	UNC Asheville	48	64	328	A	USC Upstate	60	70
				173	H	High Point	71	79	273	A	Longwood	82	77	328	H	USC Upstate	55	42
				148	A	Hampton	53	67	328	A	USC Upstate	60	70	343	A	Charleston So.	67	46
				180	H	Gardner-Webb	64	49	191	H	Radford	39	65	343	H	Charleston So.	76	53
				343	H	Charleston So.	76	53	343	A	Charleston So.	67	46	350	A	South Carolina St.	70	49

Non-Div I Games: William Peace 72 35 Brevard 74 45

Presbyterian

Loss, Non-Conf, S Site, H Home A Away N Neutral

Average RPI Win:	151	WON-LOST	WINNING	LAST 10	STRENGTH OF	OPP. STRENGTH	TEAM	ADJ.	CONF.	ADJ CONF.
Average RPI Loss:	12	RECORD	PCT. RANK	GAMES	SCHEDULE	OF SCHEDULE	RPI	RPI	RPI	RPI
DIV. I ONLY	24- 1	3	10-0	82	91	11	11	7	7	
DIV. I NON-CONF.	12- 1	10	0	143	102	22	22	8	8	
TOTALS	RPI 1-25	RPI 26-50	W-L RECORDS	RPI 51-100	RPI 101-150	RPI 150+				
24- 1	0- 1	1- 0	OVERALL	8- 0	4- 0	11- 0				
14- 0	0- 0	1- 0	HOME	3- 0	2- 0	8- 0				
10- 1	0- 1	0- 0	AWAY	5- 0	2- 0	3- 0				
0- 0	0- 0	0- 0	NEUTRAL	0- 0	0- 0	0- 0				
12- 1	0- 1	1- 0	NON-CONFERENCE	4- 0	1- 0	6- 0				
7- 0	0- 0	1- 0	HOME	1- 0	0- 0	5- 0				
5- 1	0- 1	0- 0	AWAY	3- 0	1- 0	1- 0				
0- 0	0- 0	0- 0	NEUTRAL	0- 0	0- 0	0- 0				
12- 0	0- 0	0- 0	CONFERENCE	4- 0	3- 0	5- 0				
7- 0	0- 0	0- 0	HOME	2- 0	2- 0	3- 0				
5- 0	0- 0	0- 0	AWAY	2- 0	1- 0	2- 0				
0- 0	0- 0	0- 0	NEUTRAL	0- 0	0- 0	0- 0				

RPI 1-25				RPI 26-50				RPI 51-100				RPI 101+			
RPI	S	Opponent	Score	RPI	S	Opponent	Score	RPI	S	Opponent	Score	RPI	S	Opponent	Score
12	A	Iowa	75 77	34	H	FGCU	67 53	53	A	Yale	55 39	109	H	Columbia	77 55
								53	H	Yale	64 49	122	A	Harvard	60 46
								54	A	Marist	62 50	122	H	Harvard	66 45
								66	A	Penn	75 55	141	A	George Washington	75 50
								66	H	Penn	80 44	167	A	Missouri	68 33
								73	A	Seton Hall	78 76	174	A	Dartmouth	66 34
								90	H	Rider	80 47	174	H	Dartmouth	87 55
								91	A	Saint Louis	66 50	187	H	Cornell	60 29
												205	A	Brown	85 48
												205	H	Brown	81 39
												213	H	Penn St.	72 55
												267	H	New Hampshire	77 37
												297	H	Monmouth	52 40
												314	H	St. Francis Brooklyn	76 44
												344	H	Hartford	73 42
LAST 10 Division I															
				53	H	Yale	64 49	205	A	Brown	85 48				
				205	H	Brown	81 39	53	A	Yale	55 39				
				66	H	Penn	80 44	109	H	Columbia	77 55				
				174	H	Dartmouth	87 55	187	H	Cornell	60 29				
				122	H	Harvard	66 45	122	A	Harvard	60 46				

Non-Div I Games:

Princeton

■ Loss,
 ■ Non-Conf, S Site,
 ■ Home
 ■ Away
 N Neutral

Providence

Through Games Of March 2, 2020

Average RPI Win:	215	WON-LOST	WINNING	LAST 10	STRENGTH OF	OPP. STRENGTH	TEAM	ADJ.	CONF.	ADJ CONF.
Average RPI Loss:	87	RECORD	PCT. RANK	GAMES	SCHEDULE	OF SCHEDULE	RPI	RPI	RPI	RPI
DIV. I ONLY	12- 18	233	3-7	152	81	184	184	6	6	
DIV. I NON-CONF.	9- 3	63	0	249	230	89	89	6	6	
TOTALS	RPI 1-25	RPI 26-50	W-L RECORDS	RPI 51-100	RPI 101-150	RPI 150+				
12- 18	0- 2	0- 4	OVERALL	2- 9	2- 0	8- 3				
5- 6	0- 1	0- 2	HOME	2- 3	0- 0	3- 0				
5- 11	0- 1	0- 2	AWAY	0- 5	2- 0	3- 3				
2- 1	0- 0	0- 0	NEUTRAL	0- 1	0- 0	2- 0				
9- 3	0- 0	0- 0	NON-CONFERENCE	1- 2	2- 0	6- 1				
2- 0	0- 0	0- 0	HOME	1- 0	0- 0	1- 0				
5- 2	0- 0	0- 0	AWAY	0- 1	2- 0	3- 1				
2- 1	0- 0	0- 0	NEUTRAL	0- 1	0- 0	2- 0				
3- 15	0- 2	0- 4	CONFERENCE	1- 7	0- 0	2- 2				
3- 6	0- 1	0- 2	HOME	1- 3	0- 0	2- 0				
0- 9	0- 1	0- 2	AWAY	0- 4	0- 0	0- 2				
0- 0	0- 0	0- 0	NEUTRAL	0- 0	0- 0	0- 0				

RPI S Opponent	Score	RPI S Opponent	Score	RPI S Opponent	Score	RPI S Opponent	Score	Team's RPI: 184
20 A DePaul	71 93	28 A Marquette	55 85	53 A Yale	79 82	115 A Utah	67 60	
20 H DePaul	67 80	28 H Marquette	50 60	60 N Ball St.	51 52	143 A Massachusetts	72 63	
		45 A Creighton	63 72	63 A St. John's (NY)	58 64	215 N Rhode Island	58 51	
		45 H Creighton	68 77	63 H St. John's (NY)	54 53	218 H UMass Lowell	63 38	
				64 H Boston College	76 60	226 A New Mexico	68 86	
				72 A Villanova	49 51	243 A Georgetown	53 62	
				72 H Villanova	63 74	243 H Georgetown	62 55	
				73 A Seton Hall	55 97	263 A Xavier	42 61	
				73 H Seton Hall	45 71	263 H Xavier	60 48	
				93 A Butler	42 51	288 N LMU (CA)	48 45	
				93 H Butler	47 50	297 A Monmouth	68 52	
						326 A Bryant	76 32	
						344 A Hartford	75 57	
LAST 10 Division I								
72 H Villanova	63 74	73 H Seton Hall	45 71					
243 H Georgetown	62 55	45 H Creighton	68 77					
93 A Butler	42 51	20 A DePaul	71 93					
263 A Xavier	42 61	28 A Marquette	55 85					
63 H St. John's (NY)	54 53	263 H Xavier	60 48					

Non-Div I Games:

Providence

Loss, Non-Conf, S Site, H Home A Away N Neutral

Average RPI Win:	138	WON-LOST	WINNING	LAST 10	STRENGTH OF	OPP. STRENGTH	TEAM	ADJ.	CONF.	ADJ CONF.
Average RPI Loss:	29	RECORD	PCT. RANK	GAMES	SCHEDULE	OF SCHEDULE	RPI	RPI	RPI	RPI
DIV. I ONLY	17- 13	137	4-6	14	2	46	46	2	2	
DIV. I NON-CONF.	9- 3	63	0	22	15	13	13	2	2	
TOTALS	RPI 1-25	RPI 26-50	W-L RECORDS	RPI 51-100	RPI 101-150	RPI 150+				
17- 13	1- 8	3- 3	OVERALL	3- 2	2- 0	8- 0				
9- 6	0- 3	1- 1	HOME	1- 2	1- 0	6- 0				
6- 6	1- 4	0- 2	AWAY	2- 0	1- 0	2- 0				
2- 1	0- 1	2- 0	NEUTRAL	0- 0	0- 0	0- 0				
9- 3	0- 2	3- 1	NON-CONFERENCE	1- 0	0- 0	5- 0				
6- 0	0- 0	1- 0	HOME	1- 0	0- 0	4- 0				
1- 2	0- 1	0- 1	AWAY	0- 0	0- 0	1- 0				
2- 1	0- 1	2- 0	NEUTRAL	0- 0	0- 0	0- 0				
8- 10	1- 6	0- 2	CONFERENCE	2- 2	2- 0	3- 0				
3- 6	0- 3	0- 1	HOME	0- 2	1- 0	2- 0				
5- 4	1- 3	0- 1	AWAY	2- 0	1- 0	1- 0				
0- 0	0- 0	0- 0	NEUTRAL	0- 0	0- 0	0- 0				

RPI 1-25				RPI 26-50				Team's RPI: 46				RPI 51-100				RPI 101+			
RPI	S	Opponent	Score	RPI	S	Opponent	Score	RPI	S	Opponent	Score	RPI	S	Opponent	Score	RPI	S	Opponent	Score
1	A	South Carolina	49 85	26	N	Drake	67 47	86	H	Minnesota	59 72	145	A	Wisconsin	62 59				
3	A	Maryland	45 88	30	N	Arizona St.	59 52	88	A	Nebraska	76 68	145	H	Wisconsin	72 61				
7	A	Northwestern	56 61	31	H	Western Ky.	67 50	92	A	Michigan St.	76 66	190	H	Northern Ill.	68 63				
9	N	Gonzaga	50 63	32	A	Virginia Tech	54 67	92	H	Michigan St.	63 65	192	A	Illinois	70 58				
12	H	Iowa	71 83	38	A	Michigan	63 66	100	H	Kent St.	77 64	192	H	Illinois	81 67				
15	A	Indiana	48 66	42	H	Rutgers	53 59					193	A	Chattanooga	66 34				
15	H	Indiana	54 66									206	H	Western Ill.	66 59				
22	A	Ohio St.	66 50									213	H	Penn St.	81 68				
22	H	Ohio St.	56 77									222	H	Milwaukee	68 55				
												257	H	Bowling Green	81 74				
LAST 10 Division I																			
22	H	Ohio St.	56 77	12	H	Iowa	71 83												
3	A	Maryland	45 88	38	A	Michigan	63 66												
92	H	Michigan St.	63 65	15	H	Indiana	54 66												
192	A	Illinois	70 58	92	A	Michigan St.	76 66												
145	A	Wisconsin	62 59	213	H	Penn St.	81 68												

Non-Div I Games:

Purdue

■ Loss,
■ Non-Conf,
■ S Site,
■ H Home
■ A Away
N Neutral

Average RPI Win:	329	WON-LOST	WINNING	LAST 10	STRENGTH OF	OPP. STRENGTH	TEAM	ADJ.	CONF.	ADJ CONF.
Average RPI Loss:	177	RECORD	PCT. RANK	GAMES	SCHEDULE	OF SCHEDULE	RPI	RPI	RPI	RPI
DIV. I ONLY	3- 24	334	1-9	263	215	339	339	19	19	
DIV. I NON-CONF.	2- 9	304	0	283	265	332	332	18	18	
TOTALS	RPI 1-25	RPI 26-50	W-L RECORDS	RPI 51-100	RPI 101-150	RPI 150+				
3- 24	0- 0	0- 2	OVERALL	0- 5	0- 2	3- 15				
2- 10	0- 0	0- 1	HOME	0- 2	0- 1	2- 6				
1- 11	0- 0	0- 1	AWAY	0- 2	0- 0	1- 8				
0- 3	0- 0	0- 0	NEUTRAL	0- 1	0- 1	0- 1				
2- 9	0- 0	0- 0	NON-CONFERENCE	0- 3	0- 2	2- 4				
2- 2	0- 0	0- 0	HOME	0- 1	0- 1	2- 0				
0- 4	0- 0	0- 0	AWAY	0- 1	0- 0	0- 3				
0- 3	0- 0	0- 0	NEUTRAL	0- 1	0- 1	0- 1				
1- 15	0- 0	0- 2	CONFERENCE	0- 2	0- 0	1- 11				
0- 8	0- 0	0- 1	HOME	0- 1	0- 0	0- 6				
1- 7	0- 0	0- 1	AWAY	0- 1	0- 0	1- 5				
0- 0	0- 0	0- 0	NEUTRAL	0- 0	0- 0	0- 0				

RPI 1-25				RPI 26-50				RPI 51-100				RPI 101+				Team's RPI: 339	
RPI	S	Opponent	Score	RPI	S	Opponent	Score	RPI	S	Opponent	Score	RPI	S	Opponent	Score		
				29	A	South Dakota	25 79	60	H	Ball St.	52 83	112	H	Southeast Mo. St.	48 58		
				29	H	South Dakota	41 62	69	A	South Dakota St.	43 89	126	N	Texas Tech	48 82		
								69	H	South Dakota St.	69 100	154	A	Akron	53 64		
								93	A	Butler	58 85	175	A	Eastern Mich.	40 64		
								100	N	Kent St.	67 75	206	A	Western Ill.	68 79		
												206	H	Western Ill.	74 83		
												217	A	Oral Roberts	59 96		
												217	H	Oral Roberts	73 79		
												220	A	North Dakota	85 91		
												220	H	North Dakota	49 63		
												229	A	Denver	57 83		
												229	H	Denver	67 85		
												268	A	North Dakota St.	53 74		
												268	H	North Dakota St.	44 58		
												297	N	Monmouth	46 60		
												316	A	Omaha	58 57		
												316	H	Omaha	51 65		
												331	H	Evansville	67 64		
												338	A	SIUE	53 57		
												340	H	UIC	61 50		
LAST 10 Division I																	
				217	A	Oral Roberts	59 96	229	A	Denver	57 83						
				229	H	Denver	67 85	206	H	Western Ill.	74 83						
				316	H	Omaha	51 65	220	H	North Dakota	49 63						
				69	A	South Dakota St.	43 89	268	H	North Dakota St.	44 58						
				268	A	North Dakota St.	53 74	316	A	Omaha	58 57						

Non-Div I Games: Heidelberg 82 55 Purdue Northwest 73 50

Purdue Fort Wayne

Loss, Non-Conf, S Site, H Home A Away N Neutral

Quinnipiac

Through Games Of March 2, 2020

Average RPI Win:	263	WON-LOST	WINNING	LAST 10	STRENGTH OF	OPP. STRENGTH	TEAM	ADJ.	CONF.	ADJ CONF.
Average RPI Loss:	117	RECORD	PCT. RANK	GAMES	SCHEDULE	OF SCHEDULE	RPI	RPI	RPI	RPI
DIV. I ONLY	13- 14	184	5-5	142	225	188	188	24	24	
DIV. I NON-CONF.	3- 6	235	0	43	40	168	168	25	25	
TOTALS	RPI 1-25	RPI 26-50	W-L RECORDS	RPI 51-100	RPI 101-150	RPI 150+				
13- 14	0- 1	1- 2	OVERALL	0- 5	0- 2	12- 4				
8- 7	0- 0	1- 1	HOME	0- 2	0- 2	7- 2				
5- 7	0- 1	0- 1	AWAY	0- 3	0- 0	5- 2				
0- 0	0- 0	0- 0	NEUTRAL	0- 0	0- 0	0- 0				
3- 6	0- 1	1- 2	NON-CONFERENCE	0- 1	0- 2	2- 0				
2- 3	0- 0	1- 1	HOME	0- 0	0- 2	1- 0				
1- 3	0- 1	0- 1	AWAY	0- 1	0- 0	1- 0				
0- 0	0- 0	0- 0	NEUTRAL	0- 0	0- 0	0- 0				
10- 8	0- 0	0- 0	CONFERENCE	0- 4	0- 0	10- 4				
6- 4	0- 0	0- 0	HOME	0- 2	0- 0	6- 2				
4- 4	0- 0	0- 0	AWAY	0- 2	0- 0	4- 2				
0- 0	0- 0	0- 0	NEUTRAL	0- 0	0- 0	0- 0				

RPI 1-25				RPI 26-50				RPI 51-100				RPI 101+ Team's RPI: 188			
RPI	S	Opponent	Score	RPI	S	Opponent	Score	RPI	S	Opponent	Score	RPI	S	Opponent	Score
3	A	Maryland	52 107	37	A	UCF	58 80	53	A	Yale	59 63	122	H	Harvard	68 77
				40	H	Drexel	62 66	54	A	Marist	60 73	141	H	George Washington	67 78
				50	H	Bucknell	76 69	54	H	Marist	51 64	186	A	Manhattan	62 77
								90	A	Rider	59 75	186	H	Manhattan	70 58
								90	H	Rider	62 68	215	H	Rhode Island	75 63
												232	A	Fairfield	60 72
												232	H	Fairfield	76 62
												249	A	Iona	67 63
												249	H	Iona	71 75
												280	A	Siena	66 52
												280	H	Siena	60 68
												282	H	Niagara	71 61
												297	A	Monmouth	52 45
												297	H	Monmouth	60 53
												323	A	Saint Peter's	91 64
												323	H	Saint Peter's	70 69
												337	H	Canisius	74 71
												344	A	Hartford	87 50
LAST 10 Division I															
				54	H	Marist	51 64	186	A	Manhattan	62 77				
				323	H	Saint Peter's	70 69	280	H	Siena	60 68				
				232	A	Fairfield	60 72	297	A	Monmouth	52 45				
				90	H	Rider	62 68	249	A	Iona	67 63				
				282	H	Niagara	71 61	323	A	Saint Peter's	91 64				

Non-Div I Games:

Quinnipiac

Loss, Non-Conf, S Site, H Home A Away N Neutral

Average RPI Win:	276	WON-LOST	WINNING	LAST 10	STRENGTH OF	OPP. STRENGTH	TEAM	ADJ.	CONF.	ADJ CONF.
Average RPI Loss:	145	RECORD	PCT. RANK	GAMES	SCHEDULE	OF SCHEDULE	RPI	RPI	RPI	RPI
DIV. I ONLY	15- 12	142	8-2	287	248	191	191	25	25	
DIV. I NON-CONF.	2- 7	288	0	281	55	278	278	28	28	
TOTALS	RPI 1-25	RPI 26-50	W-L RECORDS	RPI 51-100	RPI 101-150	RPI 150+				
15- 12	0- 1	0- 0	OVERALL	0- 2	1- 4	14- 5				
6- 5	0- 0	0- 0	HOME	0- 0	0- 2	6- 3				
9- 7	0- 1	0- 0	AWAY	0- 2	1- 2	8- 2				
0- 0	0- 0	0- 0	NEUTRAL	0- 0	0- 0	0- 0				
2- 7	0- 1	0- 0	NON-CONFERENCE	0- 2	0- 2	2- 2				
0- 2	0- 0	0- 0	HOME	0- 0	0- 1	0- 1				
2- 5	0- 1	0- 0	AWAY	0- 2	0- 1	2- 1				
0- 0	0- 0	0- 0	NEUTRAL	0- 0	0- 0	0- 0				
13- 5	0- 0	0- 0	CONFERENCE	0- 0	1- 2	12- 3				
6- 3	0- 0	0- 0	HOME	0- 0	0- 1	6- 2				
7- 2	0- 0	0- 0	AWAY	0- 0	1- 1	6- 1				
0- 0	0- 0	0- 0	NEUTRAL	0- 0	0- 0	0- 0				

RPI 1-25				RPI 26-50				RPI 51-100				RPI 101+ Team's RPI: 191			
RPI	S	Opponent	Score	RPI	S	Opponent	Score	RPI	S	Opponent	Score	RPI	S	Opponent	Score
22	A	Ohio St.	57 70					58	A	Alabama	51 85	110	A	Vanderbilt	46 80
								64	A	West Virginia	37 74	119	A	Campbell	48 42
												119	H	Campbell	32 43
												142	H	Mt. St. Mary's	58 75
												148	A	Hampton	48 51
												173	A	High Point	58 68
												173	H	High Point	63 64
												180	A	Gardner-Webb	84 73
												180	H	Gardner-Webb	65 51
												198	H	American	55 59
												250	H	UNC Asheville	50 63
												258	A	Winthrop	56 50
												258	H	Winthrop	54 53
												273	A	Longwood	62 61
												273	H	Longwood	88 76
												281	A	Morehead St.	62 73
												289	A	ETSU	67 43
												307	A	Presbyterian	65 39
												307	H	Presbyterian	54 42
												328	A	USC Upstate	57 41
												328	H	USC Upstate	78 57
												343	A	Charleston So.	64 40
												343	H	Charleston So.	72 35
												350	A	South Carolina St.	60 45
LAST 10 Division I															
				258	A	Winthrop	56 50					343	A	Charleston So.	64 40
				328	H	USC Upstate	78 57					180	H	Gardner-Webb	65 51
				173	H	High Point	63 64					307	A	Presbyterian	65 39
				273	H	Longwood	88 76					119	H	Campbell	32 43
				119	A	Campbell	48 42					180	A	Gardner-Webb	84 73

Non-Div I Games:

Radford

■ Loss,
 ■ Non-Conf,
 ■ S Site,
 ■ Home
 ■ A Away
 N Neutral

Rhode Island

Through Games Of March 2, 2020

Average RPI Win:	215	WON-LOST	WINNING	LAST 10	STRENGTH OF	OPP. STRENGTH	TEAM	ADJ.	CONF.	ADJ CONF.
Average RPI Loss:	144	RECORD	PCT. RANK	GAMES	SCHEDULE	OF SCHEDULE	RPI	RPI	RPI	RPI
DIV. I ONLY	13- 15	192	3-7	213	160	215	215	12	12	
DIV. I NON-CONF.	7- 5	131	0	258	300	173	173	12	12	
TOTALS	RPI 1-25	RPI 26-50	W-L RECORDS	RPI 51-100	RPI 101-150	RPI 150+				
13- 15	0- 0	0- 1	OVERALL	1- 3	4- 6	8- 5				
10- 3	0- 0	0- 0	HOME	1- 1	4- 1	5- 1				
2- 11	0- 0	0- 1	AWAY	0- 2	0- 5	2- 3				
1- 1	0- 0	0- 0	NEUTRAL	0- 0	0- 0	1- 1				
7- 5	0- 0	0- 0	NON-CONFERENCE	0- 1	2- 1	5- 3				
5- 0	0- 0	0- 0	HOME	0- 0	2- 0	3- 0				
1- 4	0- 0	0- 0	AWAY	0- 1	0- 1	1- 2				
1- 1	0- 0	0- 0	NEUTRAL	0- 0	0- 0	1- 1				
6- 10	0- 0	0- 1	CONFERENCE	1- 2	2- 5	3- 2				
5- 3	0- 0	0- 0	HOME	1- 1	2- 1	2- 1				
1- 7	0- 0	0- 1	AWAY	0- 1	0- 4	1- 1				
0- 0	0- 0	0- 0	NEUTRAL	0- 0	0- 0	0- 0				

RPI S	Opponent	Score	RPI S	Opponent	Score	RPI S	Opponent	Score	RPI S	Opponent	Score	Team's RPI: 215
48	A Dayton	60 71	64	A Boston College	55 66	118	H Robert Morris	71 59				
			89	A Fordham	50 60	121	H Holy Cross	73 58				
			91	H Saint Louis	72 63	122	A Harvard	58 61				
			96	H VCU	54 75	123	A Duquesne	62 72				
						128	H Richmond	76 70				
						132	A Davidson	67 79				
						132	H Davidson	70 77				
						141	A George Washington	56 73				
						143	A Massachusetts	53 73				
						143	H Massachusetts	69 66				
						184	N Providence	51 58				
						188	A Quinnipiac	63 75				
						189	H La Salle	42 54				
						205	N Brown	89 44				
						220	A North Dakota	61 67				
						231	A Saint Joseph's	49 47				
						232	H Fairfield	74 41				
						245	H George Mason	47 42				
						294	A St. Bonaventure	59 64				
						294	H St. Bonaventure	69 67				
						306	H Vermont	77 74				
						335	H LIU Brooklyn	79 56				
						344	A Hartford	68 56				
LAST 10 Division I												
143	A Massachusetts	53 73	91	H Saint Louis	72 63							
141	A George Washington	56 73	48	A Dayton	60 71							
189	H La Salle	42 54	89	A Fordham	50 60							
123	A Duquesne	62 72	245	H George Mason	47 42							
294	H St. Bonaventure	69 67	132	H Davidson	70 77							

Non-Div I Games:

Rhode Island

■ Loss,
■ Non-Conf,
■ S Site,
■ H Home
■ A Away
N Neutral

Average RPI Win:	216	WON-LOST	WINNING	LAST 10	STRENGTH OF	OPP. STRENGTH	TEAM	ADJ.	CONF.	ADJ CONF.
Average RPI Loss:	76	RECORD	PCT. RANK	GAMES	SCHEDULE	OF SCHEDULE	RPI	RPI	RPI	RPI
DIV. I ONLY	19- 8	59	8-2	122	148	62	62	13	13	
DIV. I NON-CONF.	5- 6	187	0	152	144	193	193	16	16	
TOTALS	RPI 1-25	RPI 26-50	W-L RECORDS	RPI 51-100	RPI 101-150	RPI 150+				
19- 8	0- 2	2- 1	OVERALL	0- 3	2- 1	15- 1				
11- 1	0- 1	2- 0	HOME	0- 0	1- 0	8- 0				
8- 5	0- 1	0- 0	AWAY	0- 2	1- 1	7- 1				
0- 2	0- 0	0- 1	NEUTRAL	0- 1	0- 0	0- 0				
5- 6	0- 1	0- 1	NON-CONFERENCE	0- 2	0- 1	5- 1				
4- 1	0- 1	0- 0	HOME	0- 0	0- 0	4- 0				
1- 3	0- 0	0- 0	AWAY	0- 1	0- 1	1- 1				
0- 2	0- 0	0- 1	NEUTRAL	0- 1	0- 0	0- 0				
14- 2	0- 1	2- 0	CONFERENCE	0- 1	2- 0	10- 0				
7- 0	0- 0	2- 0	HOME	0- 0	1- 0	4- 0				
7- 2	0- 1	0- 0	AWAY	0- 1	1- 0	6- 0				
0- 0	0- 0	0- 0	NEUTRAL	0- 0	0- 0	0- 0				

RPI 1-25				RPI 26-50				RPI 51-100				Team's RPI: 62	RPI 101+			
RPI	S	Opponent	Score	RPI	S	Opponent	Score	RPI	S	Opponent	Score		RPI	S	Opponent	Score
17	H	Texas A&M	61 62	31	H	Western Ky.	73 65	51	A	Oklahoma St.	38 69		124	A	UAB	74 65
23	A	Old Dominion	59 66	32	N	Virginia Tech	45 54	55	A	Charlotte	51 62		124	H	UAB	64 53
				49	H	Middle Tenn.	77 60	71	N	Georgia Tech	52 54		135	A	Texas Southern	56 63
													163	H	Northern Ariz.	71 57
													194	A	Fla. Atlantic	78 69
													202	H	Little Rock	66 40
													203	H	Southern Miss.	75 64
													214	A	UTEP	69 61
													221	A	SMU	43 55
													246	H	Marshall	81 43
													248	A	North Texas	67 52
													248	H	North Texas	69 66
													260	H	Nicholls St.	71 47
													272	A	Louisiana Tech	73 60
													272	H	Louisiana Tech	60 47
													295	H	Prairie View	77 55
													301	A	FIU	68 47
													311	A	UTSA	74 62
													345	A	McNeese	81 50
LAST 10 Division I																
272	A	Louisiana Tech	73 60	49	H	Middle Tenn.	77 60	124	H	UAB	64 53	248	A	North Texas	67 52	
124	A	UAB	74 65	51	A	Charlotte	51 62	311	A	UTSA	74 62	214	A	UTEP	69 61	
248	H	North Texas	69 66	23	A	Old Dominion	59 66									

Non-Div I Games:

Rice

■ Loss,
■ Non-Conf,
■ S Site,
■ H Home
■ A Away
N Neutral

Average RPI Win: 193	WON-LOST	WINNING	LAST 10	STRENGTH OF	OPP. STRENGTH	TEAM	ADJ.	CONF.	ADJ CONF.
Average RPI Loss: 112	RECORD	PCT. RANK	GAMES	SCHEDULE	OF SCHEDULE	RPI	RPI	RPI	RPI
DIV. I ONLY	14- 16	190	5-5	60	158	128	128	12	12
DIV. I NON-CONF.	7- 7	164	0	20	259	65	65	12	12
TOTALS	RPI 1-25	RPI 26-50	W-L RECORDS	RPI 51-100	RPI 101-150	RPI 150+			
14- 16	0- 1	0- 3	OVERALL	1- 5	4- 4	9- 3			
7- 5	0- 0	0- 1	HOME	0- 3	3- 0	4- 1			
7- 8	0- 1	0- 1	AWAY	1- 2	1- 2	5- 2			
0- 3	0- 0	0- 1	NEUTRAL	0- 0	0- 2	0- 0			
7- 7	0- 1	0- 2	NON-CONFERENCE	1- 1	2- 2	4- 1			
3- 1	0- 0	0- 0	HOME	0- 0	1- 0	2- 1			
4- 3	0- 1	0- 1	AWAY	1- 1	1- 0	2- 0			
0- 3	0- 0	0- 1	NEUTRAL	0- 0	0- 2	0- 0			
7- 9	0- 0	0- 1	CONFERENCE	0- 4	2- 2	5- 2			
4- 4	0- 0	0- 1	HOME	0- 3	2- 0	2- 0			
3- 5	0- 0	0- 0	AWAY	0- 1	0- 2	3- 2			
0- 0	0- 0	0- 0	NEUTRAL	0- 0	0- 0	0- 0			

RPI 1-25				RPI 26-50				RPI 51-100				RPI 101+ Team's RPI: 128			
RPI	S	Opponent	Score	RPI	S	Opponent	Score	RPI	S	Opponent	Score	RPI	S	Opponent	Score
23	A	Old Dominion	51 73	40	A	Drexel	52 58	55	A	Charlotte	59 78	108	H	William & Mary	76 73
				41	N	Bradley	57 61	83	A	Coastal Caro.	79 67	123	H	Duquesne	67 64
				48	H	Dayton	51 65	89	H	Fordham	47 64	132	H	Davidson	69 57
								91	H	Saint Louis	57 60	136	A	UNC Greensboro	70 62
								96	A	VCU	50 53	141	A	George Washington	40 50
								96	H	VCU	42 57	142	N	Mt. St. Mary's	67 75
												143	A	Massachusetts	50 64
												148	N	Hampton	65 69
												156	H	Norfolk St.	77 69
												189	A	La Salle	67 61
												189	H	La Salle	63 61
												194	H	Fla. Atlantic	57 55
												199	H	Furman	69 70
												215	A	Rhode Island	70 76
												231	A	Saint Joseph's	56 67
												243	A	Georgetown	51 49
												245	A	George Mason	75 70
												294	A	St. Bonaventure	72 58
												294	H	St. Bonaventure	63 59
												315	A	UMES	64 52
LAST 10 Division I															
141	A	George Washington	40 50	123	H	Duquesne	67 64								
91	H	Saint Louis	57 60	189	A	La Salle	67 61								
294	A	St. Bonaventure	72 58	96	H	VCU	42 57								
245	A	George Mason	75 70	294	H	St. Bonaventure	63 59								
89	H	Fordham	47 64	143	A	Massachusetts	50 64								

Non-Div I Games:

Richmond

 Loss,
 Non-Conf,
 S Site,
 H Home
 A Away
N Neutral

Average RPI Win: 243	WON-LOST	WINNING	LAST 10	STRENGTH OF	OPP. STRENGTH	TEAM	ADJ.	CONF.	ADJ CONF.
Average RPI Loss: 132	RECORD	PCT. RANK	GAMES	SCHEDULE	OF SCHEDULE	RPI	RPI	RPI	RPI
DIV. I ONLY	23- 4	17	8-2	314	195	90	90	24	24
DIV. I NON-CONF.	7- 2	53	0	335	42	127	127	25	25
TOTALS	RPI 1-25	RPI 26-50	W-L RECORDS	RPI 51-100	RPI 101-150	RPI 150+			
23- 4	0- 1	0- 0	OVERALL	1- 1	0- 1	22- 1			
11- 1	0- 0	0- 0	HOME	0- 1	0- 0	11- 0			
11- 2	0- 1	0- 0	AWAY	1- 0	0- 0	10- 1			
1- 1	0- 0	0- 0	NEUTRAL	0- 0	0- 1	1- 0			
7- 2	0- 1	0- 0	NON-CONFERENCE	0- 0	0- 1	7- 0			
3- 0	0- 0	0- 0	HOME	0- 0	0- 0	3- 0			
3- 1	0- 1	0- 0	AWAY	0- 0	0- 0	3- 0			
1- 1	0- 0	0- 0	NEUTRAL	0- 0	0- 1	1- 0			
16- 2	0- 0	0- 0	CONFERENCE	1- 1	0- 0	15- 1			
8- 1	0- 0	0- 0	HOME	0- 1	0- 0	8- 0			
8- 1	0- 0	0- 0	AWAY	1- 0	0- 0	7- 1			
0- 0	0- 0	0- 0	NEUTRAL	0- 0	0- 0	0- 0			

RPI 1-25				RPI 26-50				RPI 51-100				RPI 101+ Team's RPI: 90			
RPI	S	Opponent	Score	RPI	S	Opponent	Score	RPI	S	Opponent	Score	RPI	S	Opponent	Score
11	A	Princeton	47 80					54	A	Marist	76 72	139	N	North Florida	70 80
								54	H	Marist	58 63	186	A	Manhattan	55 50
												186	H	Manhattan	76 53
												188	A	Quinnipiac	68 62
												188	H	Quinnipiac	75 59
												189	H	La Salle	70 43
												213	A	Penn St.	78 70
												232	A	Fairfield	68 60
												232	H	Fairfield	60 52
												243	A	Georgetown	65 64
												249	A	Iona	81 37
												249	H	Iona	53 41
												255	N	Lipscomb	81 76
												263	H	Xavier	64 57
												277	A	Delaware St.	71 69
												280	A	Siena	69 38
												280	H	Siena	70 66
												282	A	Niagara	71 55
												282	H	Niagara	79 75
												297	H	Monmouth	48 25
												298	H	Wagner	77 63
												323	A	Saint Peter's	56 67
												337	A	Canisius	70 57
												337	H	Canisius	87 48
LAST 10 Division I															
337	H	Canisius	87 48	280	A	Siena	69 38								
232	A	Fairfield	68 60	54	H	Marist	58 63								
249	H	Iona	53 41	323	A	Saint Peter's	56 67								
188	A	Quinnipiac	68 62	297	H	Monmouth	48 25								
186	A	Manhattan	55 50	186	H	Manhattan	76 53								

Non-Div I Games:

Rider

■ Loss,
 ■ Non-Conf, S Site,
 ■ Home
 ■ Away
 N Neutral

Robert Morris

Through Games Of March 2, 2020

Average RPI Win:	273	WON-LOST	WINNING	LAST 10	STRENGTH OF	OPP. STRENGTH	TEAM	ADJ.	CONF.	ADJ CONF.
Average RPI Loss:	114	RECORD	PCT. RANK	GAMES	SCHEDULE	OF SCHEDULE	RPI	RPI	RPI	RPI
DIV. I ONLY	20- 7	43	9-1	264	311	118	118	30	30	
DIV. I NON-CONF.	4- 6	212	0	123	119	169	169	30	30	
TOTALS	RPI 1-25	RPI 26-50	W-L RECORDS	RPI 51-100	RPI 101-150	RPI 150+				
20- 7	0- 1	0- 1	OVERALL	0- 1	1- 2	19- 2				
9- 3	0- 0	0- 0	HOME	0- 0	0- 2	9- 1				
11- 4	0- 1	0- 1	AWAY	0- 1	1- 0	10- 1				
0- 0	0- 0	0- 0	NEUTRAL	0- 0	0- 0	0- 0				
4- 6	0- 1	0- 1	NON-CONFERENCE	0- 1	0- 1	4- 2				
2- 2	0- 0	0- 0	HOME	0- 0	0- 1	2- 1				
2- 4	0- 1	0- 1	AWAY	0- 1	0- 0	2- 1				
0- 0	0- 0	0- 0	NEUTRAL	0- 0	0- 0	0- 0				
16- 1	0- 0	0- 0	CONFERENCE	0- 0	1- 1	15- 0				
7- 1	0- 0	0- 0	HOME	0- 0	0- 1	7- 0				
9- 0	0- 0	0- 0	AWAY	0- 0	1- 0	8- 0				
0- 0	0- 0	0- 0	NEUTRAL	0- 0	0- 0	0- 0				

RPI 1-25				RPI 26-50				RPI 51-100				RPI 101+ Team's RPI: 118			
RPI	S	Opponent	Score	RPI	S	Opponent	Score	RPI	S	Opponent	Score	RPI	S	Opponent	Score
19	A	TCU	61 66	36	A	James Madison	32 59	100	A	Kent St.	81 82	109	H	Columbia	59 61
												142	A	Mt. St. Mary's	57 52
												142	H	Mt. St. Mary's	59 62
												156	A	Norfolk St.	69 62
												179	H	Delaware	62 73
												182	A	Merrimack	68 62
												182	H	Merrimack	72 50
												189	A	La Salle	71 68
												215	A	Rhode Island	59 71
												259	H	Youngstown St.	58 43
												263	H	Xavier	71 57
												275	A	Saint Francis (PA)	66 57
												298	A	Wagner	77 35
												298	H	Wagner	51 47
												302	A	Sacred Heart	67 38
												302	H	Sacred Heart	73 43
												314	A	St. Francis Brooklyn	70 59
												314	H	St. Francis Brooklyn	69 44
												317	A	Fairleigh Dickinson	48 35
												317	H	Fairleigh Dickinson	53 35
												326	H	Bryant	69 39
												335	A	LIU Brooklyn	70 59
												346	A	Central Conn. St.	86 56
												346	H	Central Conn. St.	80 42
LAST 10 Division I															
				142	A	Mt. St. Mary's	57 52					298	A	Wagner	77 35
				317	A	Fairleigh Dickinson	48 35					302	A	Sacred Heart	67 38
				142	H	Mt. St. Mary's	59 62					326	H	Bryant	69 39
				275	A	Saint Francis (PA)	66 57					346	H	Central Conn. St.	80 42
				317	H	Fairleigh Dickinson	53 35					314	A	St. Francis Brooklyn	70 59

Non-Div I Games: Pitt.-Johnstown 63 30

Robert Morris

■ Loss,
 ■ Non-Conf,
 ■ S Site,
 ■ Home
 ■ A Away
 N Neutral

Average RPI Win:	152	WON-LOST	WINNING	LAST 10	STRENGTH OF	OPP. STRENGTH	TEAM	ADJ.	CONF.	ADJ CONF.
Average RPI Loss:	46	RECORD	PCT. RANK	GAMES	SCHEDULE	OF SCHEDULE	RPI	RPI	RPI	RPI
DIV. I ONLY	21- 8	52	6-4	103	14	42	42	2	2	
DIV. I NON-CONF.	10- 1	20	0	229	105	46	46	2	2	
TOTALS	RPI 1-25	RPI 26-50	W-L RECORDS	RPI 51-100	RPI 101-150	RPI 150+				
21- 8	2- 3	2- 2	OVERALL	3- 3	4- 0	10- 0				
14- 2	2- 1	1- 0	HOME	2- 1	2- 0	7- 0				
5- 6	0- 2	1- 2	AWAY	0- 2	1- 0	3- 0				
2- 0	0- 0	0- 0	NEUTRAL	1- 0	1- 0	0- 0				
10- 1	0- 0	0- 1	NON-CONFERENCE	2- 0	2- 0	6- 0				
7- 0	0- 0	0- 0	HOME	1- 0	1- 0	5- 0				
1- 1	0- 0	0- 1	AWAY	0- 0	0- 0	1- 0				
2- 0	0- 0	0- 0	NEUTRAL	1- 0	1- 0	0- 0				
11- 7	2- 3	2- 1	CONFERENCE	1- 3	2- 0	4- 0				
7- 2	2- 1	1- 0	HOME	1- 1	1- 0	2- 0				
4- 5	0- 2	1- 1	AWAY	0- 2	1- 0	2- 0				
0- 0	0- 0	0- 0	NEUTRAL	0- 0	0- 0	0- 0				

RPI	S	Opponent	Score	RPI	S	Opponent	Score	Team's RPI: 42	RPI	S	Opponent	Score	RPI	S	Opponent	Score
3	A	Maryland	50 79	33	A	LSU	58 64		57	H	Virginia	73 63	110	N	Vanderbilt	62 56
7	A	Northwestern	65 82	38	A	Michigan	57 71		71	N	Georgia Tech	46 43	122	H	Harvard	74 46
12	H	Iowa	78 74	38	H	Michigan	62 41		86	A	Minnesota	71 73	145	A	Wisconsin	64 61
15	H	Indiana	56 66	46	A	Purdue	59 53		88	H	Nebraska	69 65	145	H	Wisconsin	63 43
22	H	Ohio St.	59 57						92	A	Michigan St.	53 57	183	H	Towson	67 53
									92	H	Michigan St.	55 66	192	A	Illinois	75 51
													192	H	Illinois	72 41
													213	A	Penn St.	62 57
													213	H	Penn St.	72 39
													238	A	South Alabama	77 56
													246	H	Marshall	66 41
													253	H	Southern U.	78 58
													282	H	Niagara	87 37
													332	H	Coppin St.	107 33
LAST 10 Division I																
12	H	Iowa	78 74	92	A	Michigan St.	53 57		3	A	Maryland	50 79				
145	H	Wisconsin	63 43	213	H	Penn St.	72 39		86	A	Minnesota	71 73				
22	H	Ohio St.	59 57	192	H	Illinois	72 41									
7	A	Northwestern	65 82													
38	H	Michigan	62 41													

Non-Div I Games:

Rutgers

SFA										
Average RPI Win:	240	WON-LOST	WINNING	LAST 10	STRENGTH OF	OPP. STRENGTH	TEAM	ADJ.	CONF.	ADJ CONF.
Average RPI Loss:	138	RECORD	PCT. RANK	GAMES	SCHEDULE	OF SCHEDULE	RPI	RPI	RPI	RPI
DIV. I ONLY	19- 5	29	8-2	284	247	94	94	23	23	
DIV. I NON-CONF.	4- 2	90	0	247	163	122	122	24	24	
TOTALS	RPI 1-25	RPI 26-50	W-L RECORDS	RPI 51-100	RPI 101-150	RPI 150+				
19- 5	0- 0	0- 1	OVERALL	3- 1	0- 1	16- 2				
10- 1	0- 0	0- 1	HOME	2- 0	0- 0	8- 0				
8- 4	0- 0	0- 0	AWAY	1- 1	0- 1	7- 2				
1- 0	0- 0	0- 0	NEUTRAL	0- 0	0- 0	1- 0				
4- 2	0- 0	0- 1	NON-CONFERENCE	0- 1	0- 0	4- 0				
1- 1	0- 0	0- 1	HOME	0- 0	0- 0	1- 0				
2- 1	0- 0	0- 0	AWAY	0- 1	0- 0	2- 0				
1- 0	0- 0	0- 0	NEUTRAL	0- 0	0- 0	1- 0				
15- 3	0- 0	0- 0	CONFERENCE	3- 0	0- 1	12- 2				
9- 0	0- 0	0- 0	HOME	2- 0	0- 0	7- 0				
6- 3	0- 0	0- 0	AWAY	1- 0	0- 1	5- 2				
0- 0	0- 0	0- 0	NEUTRAL	0- 0	0- 0	0- 0				

RPI 1-25				RPI 26-50				RPI 51-100				Team's RPI: 94	RPI 101+			
RPI	S	Opponent	Score	RPI	S	Opponent	Score	RPI	S	Opponent	Score		RPI	S	Opponent	Score
				37	H	UCF	57 63						150	A	Sam Houston St.	55 63
								77	A	Oklahoma	62 75		169	A	New Orleans	50 53
								79	A	A&M-Corpus Christi	66 44		169	H	New Orleans	59 47
								79	H	A&M-Corpus Christi	72 49		230	A	Nevada	80 65
								99	H	Abilene Christian	69 59		234	A	Central Ark.	58 37
													234	H	Central Ark.	102 41
													237	H	Southeastern La.	77 51
													242	A	Tulsa	67 63
													256	A	Incarnate Word	52 60
													256	H	Incarnate Word	67 45
													260	A	Nicholls St.	78 61
													261	A	Lamar University	54 53
													261	H	Lamar University	70 50
													264	N	UC Santa Barbara	67 56
													321	A	Houston Baptist	59 42
													324	H	Alcorn	67 62
													336	A	Northwestern St.	61 45
													336	H	Northwestern St.	89 40
													345	H	McNeese	82 51
LAST 10 Division I																
				261	H	Lamar University	70 50					169	H	New Orleans	59 47	
				336	A	Northwestern St.	61 45					260	A	Nicholls St.	78 61	
				256	A	Incarnate Word	52 60					150	A	Sam Houston St.	55 63	
				234	A	Central Ark.	58 37					99	H	Abilene Christian	69 59	
				79	H	A&M-Corpus Christi	72 49					261	A	Lamar University	54 53	

Non-Div I Games: LSU-Shreveport 75 32 Cent. Christian (KS104 46 Our Lady of the Lak87 75

SFA

Loss, Non-Conf, S Site, H Home A Away N Neutral

Average RPI Win:	334	WON-LOST	WINNING	LAST 10	STRENGTH OF	OPP. STRENGTH	TEAM	ADJ.	CONF.	ADJ CONF.
Average RPI Loss:	172	RECORD	PCT. RANK	GAMES	SCHEDULE	OF SCHEDULE	RPI	RPI	RPI	RPI
DIV. I ONLY	3- 25	339	0-10	255	235	338	338	20	20	
DIV. I NON-CONF.	2- 8	295	0	299	121	330	330	23	23	
TOTALS	RPI 1-25	RPI 26-50	W-L RECORDS	RPI 51-100	RPI 101-150	RPI 150+				
3- 25	0- 0	0- 2	OVERALL	0- 4	0- 4	3- 15				
2- 12	0- 0	0- 1	HOME	0- 1	0- 2	2- 8				
1- 12	0- 0	0- 1	AWAY	0- 3	0- 1	1- 7				
0- 1	0- 0	0- 0	NEUTRAL	0- 0	0- 1	0- 0				
2- 8	0- 0	0- 0	NON-CONFERENCE	0- 3	0- 2	2- 3				
2- 3	0- 0	0- 0	HOME	0- 1	0- 1	2- 1				
0- 4	0- 0	0- 0	AWAY	0- 2	0- 0	0- 2				
0- 1	0- 0	0- 0	NEUTRAL	0- 0	0- 1	0- 0				
1- 17	0- 0	0- 2	CONFERENCE	0- 1	0- 2	1- 12				
0- 9	0- 0	0- 1	HOME	0- 0	0- 1	0- 7				
1- 8	0- 0	0- 1	AWAY	0- 1	0- 1	1- 5				
0- 0	0- 0	0- 0	NEUTRAL	0- 0	0- 0	0- 0				

RPI	S	Opponent	Score	RPI	S	Opponent	Score	RPI	S	Opponent	Score	RPI	S	Opponent	Score	Team's RPI: 338
47	A	UT Martin	58	75	56	A	Belmont	48	69	104	H	Southern Ill.	67	103		
47	H	UT Martin	39	79	61	A	Illinois St.	53	74	112	A	Southeast Mo. St.	57	80		
					88	A	Nebraska	49	63	112	H	Southeast Mo. St.	56	66		
					91	H	Saint Louis	35	68	144	N	North Ala.	67	85		
										162	H	Loyola Chicago	50	63		
										167	A	Missouri	51	68		
										168	A	Austin Peay	61	74		
										168	H	Austin Peay	62	79		
										208	A	Eastern Ill.	71	77		
										208	H	Eastern Ill.	62	65		
										210	H	Tennessee Tech	50	65		
										233	A	Murray St.	60	74		
										233	H	Murray St.	61	70		
										236	H	Jacksonville St.	44	53		
										281	A	Morehead St.	69	75		
										281	H	Morehead St.	55	63		
										286	A	Eastern Ky.	46	49		
										286	H	Eastern Ky.	38	68		
										313	A	Georgia St.	73	74		
										331	H	Evansville	85	74		
										333	A	Tennessee St.	76	63		
										339	H	Purdue Fort Wayne	57	53		
LAST 10 Division I																
208	H	Eastern Ill.	62	65	208	A	Eastern Ill.	71	77							
47	A	UT Martin	58	75	286	H	Eastern Ky.	38	68							
233	H	Murray St.	61	70	281	H	Morehead St.	55	63							
168	H	Austin Peay	62	79	233	A	Murray St.	60	74							
112	A	Southeast Mo. St.	57	80	168	A	Austin Peay	61	74							

Non-Div I Games: Quincy

65 70

SIUE

SMU		WON-LOST	WINNING	LAST 10	STRENGTH OF	OPP. STRENGTH	TEAM	ADJ.	CONF.	ADJ CONF.
Average RPI Win: 220		RECORD	PCT. RANK	GAMES	SCHEDULE	OF SCHEDULE	RPI	RPI	RPI	RPI
Average RPI Loss: 133										
DIV. I ONLY		13- 15	192	5-5	185	124	221	221	9	9
DIV. I NON-CONF.		6- 6	164	0	189	271	236	236	9	9

TOTALS	RPI 1-25	RPI 26-50		W-L RECORDS		RPI 51-100	RPI 101-150	RPI 150+		
13- 15	0- 2	0- 1		OVERALL		1- 2	0- 3	12- 7		
10- 7	0- 2	0- 0		HOME		1- 1	0- 0	9- 4		
2- 8	0- 0	0- 1		AWAY		0- 1	0- 3	2- 3		
1- 0	0- 0	0- 0		NEUTRAL		0- 0	0- 0	1- 0		
6- 6	0- 1	0- 0		NON-CONFERENCE		1- 0	0- 2	5- 3		
5- 4	0- 1	0- 0		HOME		1- 0	0- 0	4- 3		
0- 2	0- 0	0- 0		AWAY		0- 0	0- 2	0- 0		
1- 0	0- 0	0- 0		NEUTRAL		0- 0	0- 0	1- 0		
7- 9	0- 1	0- 1		CONFERENCE		0- 2	0- 1	7- 4		
5- 3	0- 1	0- 0		HOME		0- 1	0- 0	5- 1		
2- 6	0- 0	0- 1		AWAY		0- 1	0- 1	2- 3		
0- 0	0- 0	0- 0		NEUTRAL		0- 0	0- 0	0- 0		

RPI 1-25				RPI 26-50				RPI 51-100				RPI 101+ Team's RPI: 221			
RPI	S	Opponent	Score	RPI	S	Opponent	Score	RPI	S	Opponent	Score	RPI	S	Opponent	Score
6	H	UConn	42 80	37	A	UCF	57 67	62	H	Rice	55 43	105	A	UT Arlington	46 51
19	H	TCU	56 57					67	A	South Fla.	62 85	117	A	Temple	62 85
								76	H	Cincinnati	58 73	134	A	Pacific	49 77
												153	H	Wright St.	61 69
												166	H	Tulane	66 67
												171	A	Wichita St.	72 67
												171	H	Wichita St.	64 44
												200	A	Memphis	52 57
												200	H	Memphis	69 60
												209	A	Houston	53 55
												209	H	Houston	60 47
												214	H	UTEP	60 56
												220	H	North Dakota	66 51
												224	H	Northern Colo.	52 61
												235	A	East Carolina	55 47
												235	H	East Carolina	53 45
												242	A	Tulsa	58 65
												242	H	Tulsa	57 38
												245	H	George Mason	58 59
												276	H	UC Irvine	59 56
												284	N	CSUN	68 58
												345	H	McNeese	81 60

LAST 10 Division I															
200	H	Memphis	69 60	235	H	East Carolina	53 45								
67	A	South Fla.	62 85	76	H	Cincinnati	58 73								
209	H	Houston	60 47	209	A	Houston	53 55								
171	A	Wichita St.	72 67	37	A	UCF	57 67								
242	A	Tulsa	58 65	171	H	Wichita St.	64 44								

Non-Div I Games:

SMU

Loss, Non-Conf, S Site, H Home A Away N Neutral

Sacramento St.

Through Games Of March 2, 2020

Average RPI Win:	255	WON-LOST	WINNING	LAST 10	STRENGTH OF	OPP. STRENGTH	TEAM	ADJ.	CONF.	ADJ CONF.
Average RPI Loss:	175	RECORD	PCT. RANK	GAMES	SCHEDULE	OF SCHEDULE	RPI	RPI	RPI	RPI
DIV. I ONLY	6- 20	313	3-7	245	213	303	303	18	18	
DIV. I NON-CONF.	0- 7	338	0	237	234	341	341	17	17	
TOTALS	RPI 1-25	RPI 26-50	W-L RECORDS	RPI 51-100	RPI 101-150	RPI 150+				
6- 20	0- 1	0- 0	OVERALL	0- 2	0- 3	6- 14				
2- 8	0- 1	0- 0	HOME	0- 1	0- 1	2- 5				
4- 12	0- 0	0- 0	AWAY	0- 1	0- 2	4- 9				
0- 0	0- 0	0- 0	NEUTRAL	0- 0	0- 0	0- 0				
0- 7	0- 1	0- 0	NON-CONFERENCE	0- 0	0- 1	0- 5				
0- 1	0- 1	0- 0	HOME	0- 0	0- 0	0- 0				
0- 6	0- 0	0- 0	AWAY	0- 0	0- 1	0- 5				
0- 0	0- 0	0- 0	NEUTRAL	0- 0	0- 0	0- 0				
6- 13	0- 0	0- 0	CONFERENCE	0- 2	0- 2	6- 9				
2- 7	0- 0	0- 0	HOME	0- 1	0- 1	2- 5				
4- 6	0- 0	0- 0	AWAY	0- 1	0- 1	4- 4				
0- 0	0- 0	0- 0	NEUTRAL	0- 0	0- 0	0- 0				

RPI 1-25				RPI 26-50				RPI 51-100				RPI 101+ Team's RPI: 303			
RPI	S	Opponent	Score	RPI	S	Opponent	Score	RPI	S	Opponent	Score	RPI	S	Opponent	Score
22	H	Ohio St.	74 104					78	A	Montana St.	69 113	116	A	Idaho	44 70
								78	H	Montana St.	48 85	116	H	Idaho	88 96
												147	A	San Jose St.	67 73
												159	A	Idaho St.	62 80
												159	H	Idaho St.	51 75
												160	A	Montana	45 90
												160	H	Montana	60 64
												163	A	Northern Ariz.	107 114
												163	H	Northern Ariz.	65 85
												165	A	UC Davis	75 77
												176	A	Southern Utah	71 62
												176	H	Southern Utah	87 82
												204	A	San Francisco	82 87
												223	A	Portland St.	73 70
												224	A	Northern Colo.	73 90
												224	H	Northern Colo.	63 73
												230	A	Nevada	72 83
												308	A	Eastern Wash.	74 67
												308	H	Eastern Wash.	73 78
												309	A	Seattle U	84 88
												310	A	Cal Poly	43 62
												322	A	Weber St.	91 67
												322	H	Weber St.	58 52
LAST 10 Division I															
160	A	Montana	45 90	176	A	Southern Utah	71 62								
78	A	Montana St.	69 113	159	H	Idaho St.	51 75								
116	H	Idaho	88 96	322	H	Weber St.	58 52								
308	H	Eastern Wash.	73 78	116	A	Idaho	44 70								
224	A	Northern Colo.	73 90	308	A	Eastern Wash.	74 67								

Non-Div I Games: Cal Maritime 86 55 Pacific Union 94 35

Sacramento St.

Loss, Non-Conf, S Site, H Home A Away N Neutral

Sacred Heart

Through Games Of March 2, 2020

Average RPI Win:	311	WON-LOST	WINNING	LAST 10	STRENGTH OF	OPP. STRENGTH	TEAM	ADJ.	CONF.	ADJ CONF.
Average RPI Loss:	189	RECORD	PCT. RANK	GAMES	SCHEDULE	OF SCHEDULE	RPI	RPI	RPI	RPI
DIV. I ONLY	10- 17	252	4-6	328	313	302	302	30	30	
DIV. I NON-CONF.	2- 8	295	0	273	113	314	314	30	30	
TOTALS	RPI 1-25	RPI 26-50	W-L RECORDS	RPI 51-100	RPI 101-150	RPI 150+				
10- 17	0- 0	0- 0	OVERALL	0- 4	0- 4	10- 9				
6- 4	0- 0	0- 0	HOME	0- 0	0- 3	6- 1				
3- 12	0- 0	0- 0	AWAY	0- 3	0- 1	3- 8				
1- 1	0- 0	0- 0	NEUTRAL	0- 1	0- 0	1- 0				
2- 8	0- 0	0- 0	NON-CONFERENCE	0- 4	0- 1	2- 3				
1- 1	0- 0	0- 0	HOME	0- 0	0- 1	1- 0				
0- 6	0- 0	0- 0	AWAY	0- 3	0- 0	0- 3				
1- 1	0- 0	0- 0	NEUTRAL	0- 1	0- 0	1- 0				
8- 9	0- 0	0- 0	CONFERENCE	0- 0	0- 3	8- 6				
5- 3	0- 0	0- 0	HOME	0- 0	0- 2	5- 1				
3- 6	0- 0	0- 0	AWAY	0- 0	0- 1	3- 5				
0- 0	0- 0	0- 0	NEUTRAL	0- 0	0- 0	0- 0				

RPI 1-25			RPI 26-50			RPI 51-100			RPI 101+			Team's RPI: 302
RPI	S	Opponent	Score	RPI	S	Opponent	Score	RPI	S	Opponent	Score	
						53 A Yale	40 87	118 A Robert Morris		43 73		
						73 A Seton Hall	69 95	118 H Robert Morris		38 67		
						81 A Stony Brook	50 54	121 H Holy Cross		52 65		
						88 N Nebraska	49 72	142 H Mt. St. Mary's		58 67		
								182 A Merrimack		45 59		
								182 H Merrimack		63 60		
								213 A Penn St.		65 88		
								231 A Saint Joseph's		44 71		
								275 A Saint Francis (PA)		58 60		
								275 H Saint Francis (PA)		39 48		
								280 A Siena		57 68		
								298 A Wagner		79 65		
								314 A St. Francis Brooklyn		70 71		
								314 H St. Francis Brooklyn		84 63		
								317 A Fairleigh Dickinson		60 65		
								317 H Fairleigh Dickinson		68 53		
								325 H Hofstra		71 44		
								326 A Bryant		60 49		
								326 H Bryant		52 48		
								334 N Detroit Mercy		66 60		
								335 A LIU Brooklyn		63 66		
								346 A Central Conn. St.		54 52		
								346 H Central Conn. St.		66 58		
LAST 10 Division I												
						326 A Bryant	60 49	275 H Saint Francis (PA)		39 48		
						314 H St. Francis Brooklyn	84 63	118 H Robert Morris		38 67		
						326 H Bryant	52 48	142 H Mt. St. Mary's		58 67		
						182 A Merrimack	45 59	314 A St. Francis Brooklyn		70 71		
						335 A LIU Brooklyn	63 66	346 A Central Conn. St.		54 52		

Non-Div I Games: Bridgeport 77 63

Sacred Heart

Loss, Non-Conf, S Site, H Home A Away N Neutral

Saint Francis (PA)

Through Games Of March 2, 2020

Average RPI Win:	310	WON-LOST	WINNING	LAST 10	STRENGTH OF	OPP. STRENGTH	TEAM	ADJ.	CONF.	ADJ CONF.
Average RPI Loss:	169	RECORD	PCT. RANK	GAMES	SCHEDULE	OF SCHEDULE	RPI	RPI	RPI	RPI
DIV. I ONLY	11- 17	237	4-6	277	310	275	275	30	30	
DIV. I NON-CONF.	2- 9	304	0	75	148	228	228	30	30	
TOTALS	RPI 1-25	RPI 26-50	W-L RECORDS	RPI 51-100	RPI 101-150	RPI 150+				
11- 17	0- 0	0- 3	OVERALL	0- 3	0- 4	11- 7				
5- 7	0- 0	0- 1	HOME	0- 1	0- 2	5- 3				
5- 9	0- 0	0- 1	AWAY	0- 2	0- 2	5- 4				
1- 1	0- 0	0- 1	NEUTRAL	0- 0	0- 0	1- 0				
2- 9	0- 0	0- 3	NON-CONFERENCE	0- 3	0- 1	2- 2				
0- 3	0- 0	0- 1	HOME	0- 1	0- 0	0- 1				
1- 5	0- 0	0- 1	AWAY	0- 2	0- 1	1- 1				
1- 1	0- 0	0- 1	NEUTRAL	0- 0	0- 0	1- 0				
9- 8	0- 0	0- 0	CONFERENCE	0- 0	0- 3	9- 5				
5- 4	0- 0	0- 0	HOME	0- 0	0- 2	5- 2				
4- 4	0- 0	0- 0	AWAY	0- 0	0- 1	4- 3				
0- 0	0- 0	0- 0	NEUTRAL	0- 0	0- 0	0- 0				

RPI 1-25				RPI 26-50				RPI 51-100				RPI 101+				Team's RPI: 275	
RPI	S	Opponent	Score	RPI	S	Opponent	Score	RPI	S	Opponent	Score	RPI	S	Opponent	Score		
				32	A	Virginia Tech	41 105	64	A	West Virginia	45 74	118	H	Robert Morris	57 66		
				34	N	FGCU	64 97	67	A	South Fla.	23 62	123	A	Duquesne	69 72		
				50	H	Bucknell	46 70	98	H	Liberty	52 71	142	A	Mt. St. Mary's	44 68		
												142	H	Mt. St. Mary's	55 66		
												182	H	Merrimack	56 71		
												227	N	Stetson	78 73		
												259	H	Youngstown St.	46 56		
												281	A	Morehead St.	54 65		
												298	A	Wagner	50 55		
												298	H	Wagner	51 50		
												302	A	Sacred Heart	48 39		
												302	H	Sacred Heart	60 58		
												306	A	Vermont	73 69		
												314	A	St. Francis Brooklyn	67 59		
												314	H	St. Francis Brooklyn	82 72		
												317	A	Fairleigh Dickinson	47 56		
												326	A	Bryant	63 60		
												326	H	Bryant	64 58		
												335	A	LIU Brooklyn	53 71		
												335	H	LIU Brooklyn	64 71		
												346	A	Central Conn. St.	64 52		
												346	H	Central Conn. St.	72 68		
LAST 10 Division I																	
				142	H	Mt. St. Mary's	55 66	298	A	Wagner	50 55						
				335	H	LIU Brooklyn	64 71	346	H	Central Conn. St.	72 68						
				118	H	Robert Morris	57 66	326	H	Bryant	64 58						
				142	A	Mt. St. Mary's	44 68	335	A	LIU Brooklyn	53 71						
				302	A	Sacred Heart	48 39	314	A	St. Francis Brooklyn	67 59						

Non-Div I Games:

Saint Francis (PA)

■ Loss,
 ■ Non-Conf,
 ■ S Site,
 ■ Home
 ■ A Away
 N Neutral

Saint Joseph's

Through Games Of March 2, 2020

Average RPI Win:	191	WON-LOST	WINNING	LAST 10	STRENGTH OF	OPP. STRENGTH	TEAM	ADJ.	CONF.	ADJ CONF.
Average RPI Loss:	126	RECORD	PCT. RANK	GAMES	SCHEDULE	OF SCHEDULE	RPI	RPI	RPI	RPI
DIV. I ONLY	9- 19	280	1-9	111	131	231	231	12	12	
DIV. I NON-CONF.	6- 6	164	0	119	132	163	163	12	12	
TOTALS	RPI 1-25	RPI 26-50	W-L RECORDS	RPI 51-100	RPI 101-150	RPI 150+				
9- 19	0- 0	0- 2	OVERALL	0- 6	5- 6	4- 5				
5- 9	0- 0	0- 2	HOME	0- 1	2- 3	3- 3				
3- 8	0- 0	0- 0	AWAY	0- 4	2- 3	1- 1				
1- 2	0- 0	0- 0	NEUTRAL	0- 1	1- 0	0- 1				
6- 6	0- 0	0- 1	NON-CONFERENCE	0- 3	3- 1	3- 1				
4- 2	0- 0	0- 1	HOME	0- 1	1- 0	3- 0				
1- 2	0- 0	0- 0	AWAY	0- 1	1- 1	0- 0				
1- 2	0- 0	0- 0	NEUTRAL	0- 1	1- 0	0- 1				
3- 13	0- 0	0- 1	CONFERENCE	0- 3	2- 5	1- 4				
1- 7	0- 0	0- 1	HOME	0- 0	1- 3	0- 3				
2- 6	0- 0	0- 0	AWAY	0- 3	1- 2	1- 1				
0- 0	0- 0	0- 0	NEUTRAL	0- 0	0- 0	0- 0				

RPI S	Opponent	Score	RPI S	Opponent	Score	RPI S	Opponent	Score	RPI S	Opponent	Score	Team's RPI: 231
40	H Drexel	52 62	66	H Penn	45 55	109	A Columbia	71 57				
48	H Dayton	44 59	72	A Villanova	44 60	114	A Auburn	62 66				
			73	N Seton Hall	39 55	117	H Temple	67 63				
			89	A Fordham	45 67	122	N Harvard	63 39				
			91	A Saint Louis	48 63	123	A Duquesne	42 53				
			96	A VCU	40 47	123	H Duquesne	51 58				
						128	H Richmond	67 56				
						132	A Davidson	63 54				
						141	H George Washington	50 56				
						143	A Massachusetts	43 61				
						143	H Massachusetts	47 51				
						189	A La Salle	59 67				
						189	H La Salle	53 59				
						198	H American	72 51				
						199	N Furman	48 63				
						215	H Rhode Island	47 49				
						245	H George Mason	49 54				
						294	A St. Bonaventure	61 60				
						302	H Sacred Heart	71 44				
						318	H Navy	49 40				
LAST 10 Division I												
89	A Fordham	45 67	123	A Duquesne	42 53							
143	H Massachusetts	47 51	91	A Saint Louis	48 63							
245	H George Mason	49 54	48	H Dayton	44 59							
132	A Davidson	63 54	141	H George Washington	50 56							
189	H La Salle	53 59	189	A La Salle	59 67							

Non-Div I Games:

Saint Joseph's

■ Loss,
 ■ Non-Conf,
 ■ S Site,
 ■ H Home
 ■ A Away
 N Neutral

Saint Louis

Through Games Of March 2, 2020

Average RPI Win: 163	WON-LOST	WINNING	LAST 10	STRENGTH OF	OPP. STRENGTH	TEAM	ADJ.	CONF.	ADJ CONF.
Average RPI Loss: 102	RECORD	PCT. RANK	GAMES	SCHEDULE	OF SCHEDULE	RPI	RPI	RPI	RPI
DIV. I ONLY	17- 12	130	7-3	80	102	91	91	12	12
DIV. I NON-CONF.	8- 5	117	0	82	69	71	71	12	12
TOTALS	RPI 1-25	RPI 26-50	W-L RECORDS	RPI 51-100	RPI 101-150	RPI 150+			
17- 12	0- 1	1- 2	OVERALL	3- 3	6- 4	7- 2			
9- 5	0- 1	1- 1	HOME	2- 1	4- 2	2- 0			
8- 7	0- 0	0- 1	AWAY	1- 2	2- 2	5- 2			
0- 0	0- 0	0- 0	NEUTRAL	0- 0	0- 0	0- 0			
8- 5	0- 1	1- 0	NON-CONFERENCE	2- 0	2- 3	3- 1			
4- 2	0- 1	1- 0	HOME	1- 0	2- 1	0- 0			
4- 3	0- 0	0- 0	AWAY	1- 0	0- 2	3- 1			
0- 0	0- 0	0- 0	NEUTRAL	0- 0	0- 0	0- 0			
9- 7	0- 0	0- 2	CONFERENCE	1- 3	4- 1	4- 1			
5- 3	0- 0	0- 1	HOME	1- 1	2- 1	2- 0			
4- 4	0- 0	0- 1	AWAY	0- 2	2- 0	2- 1			
0- 0	0- 0	0- 0	NEUTRAL	0- 0	0- 0	0- 0			

RPI 1-25				RPI 26-50				RPI 51-100 Team's RPI: 91				RPI 101+			
RPI	S	Opponent	Score	RPI	S	Opponent	Score	RPI	S	Opponent	Score	RPI	S	Opponent	Score
11	H	Princeton	50 66	47	H	UT Martin	56 50	61	H	Illinois St.	61 56	102	H	Colgate	61 51
				48	A	Dayton	47 48	76	A	Cincinnati	60 50	104	A	Southern Ill.	53 61
				48	H	Dayton	66 78	89	A	Fordham	54 66	110	A	Vanderbilt	50 62
								89	H	Fordham	59 49	111	H	Kansas	60 68
								96	A	VCU	60 67	112	H	Southeast Mo. St.	76 61
								96	H	VCU	52 65	123	H	Duquesne	53 50
												128	A	Richmond	60 57
												132	H	Davidson	58 65
												141	A	George Washington	59 45
												143	H	Massachusetts	71 56
												167	A	Missouri	58 83
												177	A	Northern Ky.	67 42
												189	A	La Salle	77 61
												215	A	Rhode Island	63 72
												231	H	Saint Joseph's	63 48
												245	A	George Mason	64 51
												274	A	Indiana St.	55 53
												294	H	St. Bonaventure	72 51
												338	A	SIUE	68 35
LAST 10 Division I															
				48	H	Dayton	66 78	215	A	Rhode Island	63 72				
				128	A	Richmond	60 57	245	A	George Mason	64 51				
				96	A	VCU	60 67	231	H	Saint Joseph's	63 48				
				89	H	Fordham	59 49	141	A	George Washington	59 45				
				143	H	Massachusetts	71 56	123	H	Duquesne	53 50				

Non-Div I Games:

Saint Louis

■ Loss,
 ■ Non-Conf,
 ■ S Site,
 ■ H Home
 ■ A Away
 N Neutral

Saint Mary's (CA)

Through Games Of March 2, 2020

Average RPI Win:	204	WON-LOST	WINNING	LAST 10	STRENGTH OF	OPP. STRENGTH	TEAM	ADJ.	CONF.	ADJ CONF.
Average RPI Loss:	118	RECORD	PCT. RANK	GAMES	SCHEDULE	OF SCHEDULE	RPI	RPI	RPI	RPI
DIV. I ONLY	11- 18	246	2-8	88	119	197	197	11	11	
DIV. I NON-CONF.	5- 6	187	0	68	143	149	149	11	11	
TOTALS	RPI 1-25	RPI 26-50	W-L RECORDS	RPI 51-100	RPI 101-150	RPI 150+				
11- 18	1- 2	1- 2	OVERALL	0- 2	0- 7	9- 5				
7- 8	1- 1	1- 1	HOME	0- 1	0- 3	5- 2				
3- 10	0- 1	0- 1	AWAY	0- 1	0- 4	3- 3				
1- 0	0- 0	0- 0	NEUTRAL	0- 0	0- 0	1- 0				
5- 6	0- 1	1- 2	NON-CONFERENCE	0- 0	0- 1	4- 2				
4- 2	0- 1	1- 1	HOME	0- 0	0- 0	3- 0				
0- 4	0- 0	0- 1	AWAY	0- 0	0- 1	0- 2				
1- 0	0- 0	0- 0	NEUTRAL	0- 0	0- 0	1- 0				
6- 12	1- 1	0- 0	CONFERENCE	0- 2	0- 6	5- 3				
3- 6	1- 0	0- 0	HOME	0- 1	0- 3	2- 2				
3- 6	0- 1	0- 0	AWAY	0- 1	0- 3	3- 1				
0- 0	0- 0	0- 0	NEUTRAL	0- 0	0- 0	0- 0				

RPI 1-25				RPI 26-50				RPI 51-100				RPI 101+ Team's RPI: 197			
RPI	S	Opponent	Score	RPI	S	Opponent	Score	RPI	S	Opponent	Score	RPI	S	Opponent	Score
9	A	Gonzaga	49 74	28	H	Marquette	63 77	82	A	BYU	39 60	111	A	Kansas	81 86
9	H	Gonzaga	70 60	31	H	Western Ky.	80 73	82	H	BYU	55 65	113	A	San Diego	59 73
21	H	NC State	70 87	37	A	UCF	58 67					113	H	San Diego	54 72
												134	A	Pacific	53 65
												134	H	Pacific	66 68
												140	A	Portland	65 78
												140	H	Portland	53 72
												157	A	Wyoming	67 69
												165	H	UC Davis	83 74
												195	A	Santa Clara	95 87
												195	H	Santa Clara	87 94
												196	A	Pepperdine	64 73
												196	H	Pepperdine	85 78
												204	A	San Francisco	86 79
												204	H	San Francisco	55 69
												230	A	Nevada	72 78
												264	H	UC Santa Barbara	64 43
												288	A	LMU (CA)	70 61
												288	H	LMU (CA)	86 70
												294	N	St. Bonaventure	72 57
												310	H	Cal Poly	84 67
LAST 10 Division I															
204	H	San Francisco	55 69	9	H	Gonzaga	70 60								
195	H	Santa Clara	87 94	140	H	Portland	53 72								
134	A	Pacific	53 65	196	A	Pepperdine	64 73								
113	A	San Diego	59 73	288	A	LMU (CA)	70 61								
82	A	BYU	39 60	134	H	Pacific	66 68								

Non-Div I Games:

Saint Mary's (CA)

■ Loss,
 ■ Non-Conf,
 ■ S Site,
 ■ Home
 ■ Away
 N Neutral

Saint Peter's

Through Games Of March 2, 2020

Average RPI Win:	273	WON-LOST	WINNING	LAST 10	STRENGTH OF	OPP. STRENGTH	TEAM	ADJ.	CONF.	ADJ CONF.
Average RPI Loss:	232	RECORD	PCT. RANK	GAMES	SCHEDULE	OF SCHEDULE	RPI	RPI	RPI	RPI
DIV. I ONLY	8- 19	292	3-7	340	325	323	323	24	24	
DIV. I NON-CONF.	3- 6	235	0	342	350	327	327	25	25	
TOTALS	RPI 1-25	RPI 26-50	W-L RECORDS	RPI 51-100	RPI 101-150	RPI 150+				
8- 19	0- 0	0- 0	OVERALL	1- 2	0- 1	7- 16				
5- 7	0- 0	0- 0	HOME	1- 1	0- 1	4- 5				
3- 12	0- 0	0- 0	AWAY	0- 1	0- 0	3- 11				
0- 0	0- 0	0- 0	NEUTRAL	0- 0	0- 0	0- 0				
3- 6	0- 0	0- 0	NON-CONFERENCE	0- 0	0- 1	3- 5				
1- 2	0- 0	0- 0	HOME	0- 0	0- 1	1- 1				
2- 4	0- 0	0- 0	AWAY	0- 0	0- 0	2- 4				
0- 0	0- 0	0- 0	NEUTRAL	0- 0	0- 0	0- 0				
5- 13	0- 0	0- 0	CONFERENCE	1- 2	0- 0	4- 11				
4- 5	0- 0	0- 0	HOME	1- 1	0- 0	3- 4				
1- 8	0- 0	0- 0	AWAY	0- 1	0- 0	1- 7				
0- 0	0- 0	0- 0	NEUTRAL	0- 0	0- 0	0- 0				

RPI S	Opponent	Score	RPI S	Opponent	Score	RPI S	Opponent	Score	RPI S	Opponent	Score	Team's RPI: 323
						54	A Marist	76 96	137	H Lehigh	71 80	
						54	H Marist	60 82	186	A Manhattan	64 68	
						90	H Rider	67 56	186	H Manhattan	52 85	
									188	A Quinnipiac	69 70	
									188	H Quinnipiac	64 91	
									232	A Fairfield	48 67	
									232	H Fairfield	66 63	
									244	H Morgan St.	78 77	
									249	A Iona	59 69	
									265	A Howard	80 92	
									277	A Delaware St.	66 89	
									280	A Siena	64 71	
									280	H Siena	87 83	
									282	A Niagara	89 97	
									282	H Niagara	64 68	
									297	A Monmouth	57 59	
									297	H Monmouth	67 81	
									298	A Wagner	89 90	
									317	H Fairleigh Dickinson	71 77	
									330	A NJIT	73 76	
									332	A Coppin St.	82 57	
									335	A LIU Brooklyn	89 74	
									337	A Canisius	86 68	
									337	H Canisius	67 58	
LAST 10 Division I												
			188	A Quinnipiac	69 70		282	H Niagara	64 68			
			280	A Siena	64 71		297	A Monmouth	57 59			
			54	H Marist	60 82		90	H Rider	67 56			
			232	H Fairfield	66 63		186	A Manhattan	64 68			
			337	H Canisius	67 58		188	H Quinnipiac	64 91			

Non-Div I Games:

Saint Peter's

■ Loss,
 ■ Non-Conf,
 ■ S Site,
 ■ H Home
 ■ A Away
 N Neutral

Average RPI Win:	254	WON-LOST	WINNING	LAST 10	STRENGTH OF	OPP. STRENGTH	TEAM	ADJ.	CONF.	ADJ CONF.
Average RPI Loss:	155	RECORD	PCT. RANK	GAMES	SCHEDULE	OF SCHEDULE	RPI	RPI	RPI	RPI
DIV. I ONLY	16- 8	75	6-4	315	234	150	150	23	23	
DIV. I NON-CONF.	2- 4	235	0	319	90	266	266	24	24	
TOTALS	RPI 1-25	RPI 26-50	W-L RECORDS	RPI 51-100	RPI 101-150	RPI 150+				
16- 8	0- 0	0- 0	OVERALL	1- 4	0- 1	15- 3				
8- 2	0- 0	0- 0	HOME	1- 1	0- 0	7- 1				
8- 6	0- 0	0- 0	AWAY	0- 3	0- 1	8- 2				
0- 0	0- 0	0- 0	NEUTRAL	0- 0	0- 0	0- 0				
2- 4	0- 0	0- 0	NON-CONFERENCE	0- 1	0- 1	2- 2				
1- 0	0- 0	0- 0	HOME	0- 0	0- 0	1- 0				
1- 4	0- 0	0- 0	AWAY	0- 1	0- 1	1- 2				
0- 0	0- 0	0- 0	NEUTRAL	0- 0	0- 0	0- 0				
14- 4	0- 0	0- 0	CONFERENCE	1- 3	0- 0	13- 1				
7- 2	0- 0	0- 0	HOME	1- 1	0- 0	6- 1				
7- 2	0- 0	0- 0	AWAY	0- 2	0- 0	7- 0				
0- 0	0- 0	0- 0	NEUTRAL	0- 0	0- 0	0- 0				

RPI S	Opponent	Score	RPI S	Opponent	Score	RPI S	Opponent	Score	RPI S	Opponent	Score	Team's RPI: 150
						77	A Oklahoma	71 95	126	A Texas Tech	57 99	
						79	A A&M-Corpus Christi	54 57	169	A New Orleans	78 46	
						94	H SFA	63 55	185	H Louisiana	77 73	
						99	A Abilene Christian	91 94	217	A Oral Roberts	41 64	
						99	H Abilene Christian	73 81	234	A Central Ark.	72 54	
									234	H Central Ark.	73 58	
									237	A Southeastern La.	84 69	
									237	H Southeastern La.	81 75	
									256	H Incarnate Word	74 77	
									260	A Nicholls St.	80 77	
									260	H Nicholls St.	87 71	
									261	A Lamar University	75 68	
									261	H Lamar University	68 47	
									285	A Ole Miss	69 75	
									311	A UTSA	81 77	
									321	A Houston Baptist	97 69	
									321	H Houston Baptist	75 60	
									336	A Northwestern St.	79 69	
									345	H McNeese	92 59	
LAST 10 Division I												
			99	A Abilene Christian	91 94	260	A Nicholls St.	80 77				
			321	H Houston Baptist	75 60	256	H Incarnate Word	74 77				
			261	A Lamar University	75 68	94	H SFA	63 55				
			234	H Central Ark.	73 58	79	A A&M-Corpus Christi	54 57				
			237	H Southeastern La.	81 75	99	H Abilene Christian	73 81				

Non-Div I Games: Jarvis Christian 114 46 Howard Payne 91 49 Wiley 102 52

Sam Houston St.

Loss, Non-Conf, S Site, H Home A Away N Neutral

Average RPI Win: 263	WON-LOST	WINNING	LAST 10	STRENGTH OF	OPP. STRENGTH	TEAM	ADJ.	CONF.	ADJ CONF.
Average RPI Loss: 131	RECORD	PCT. RANK	GAMES	SCHEDULE	OF SCHEDULE	RPI	RPI	RPI	RPI
DIV. I ONLY	14- 14	172	7-3	193	254	170	170	27	27
DIV. I NON-CONF.	4- 10	259	0	65	216	161	161	21	21
TOTALS	RPI 1-25	RPI 26-50	W-L RECORDS	RPI 51-100	RPI 101-150	RPI 150+			
14- 14	0- 1	0- 4	OVERALL	0- 1	3- 2	11- 6			
5- 5	0- 0	0- 2	HOME	0- 0	1- 0	4- 3			
8- 9	0- 1	0- 2	AWAY	0- 1	2- 2	6- 3			
1- 0	0- 0	0- 0	NEUTRAL	0- 0	0- 0	1- 0			
4- 10	0- 1	0- 4	NON-CONFERENCE	0- 1	1- 2	3- 2			
0- 3	0- 0	0- 2	HOME	0- 0	0- 0	0- 1			
3- 7	0- 1	0- 2	AWAY	0- 1	1- 2	2- 1			
1- 0	0- 0	0- 0	NEUTRAL	0- 0	0- 0	1- 0			
10- 4	0- 0	0- 0	CONFERENCE	0- 0	2- 0	8- 4			
5- 2	0- 0	0- 0	HOME	0- 0	1- 0	4- 2			
5- 2	0- 0	0- 0	AWAY	0- 0	1- 0	4- 2			
0- 0	0- 0	0- 0	NEUTRAL	0- 0	0- 0	0- 0			

RPI 1-25				RPI 26-50				RPI 51-100				RPI 101+ Team's RPI: 170			
RPI	S	Opponent	Score	RPI	S	Opponent	Score	RPI	S	Opponent	Score	RPI	S	Opponent	Score
25	A	Kentucky	49 79	31	H	Western Ky.	84 88	89	A	Fordham	37 68	124	A	UAB	69 76
				39	A	Florida St.	59 88					133	A	Florida	48 84
				43	H	Troy	65 74					136	A	UNC Greensboro	56 42
				47	A	UT Martin	75 80					136	H	UNC Greensboro	69 57
												144	A	North Ala.	79 63
												193	A	Chattanooga	58 64
												193	H	Chattanooga	60 46
												199	A	Furman	69 77
												199	H	Furman	59 72
												210	H	Tennessee Tech	57 72
												225	A	Kennesaw St.	55 60
												233	A	Murray St.	84 56
												270	A	Wofford	74 58
												270	H	Wofford	63 69
												289	A	ETSU	76 60
												289	H	ETSU	68 34
												320	A	Alabama St.	83 48
												325	N	Hofstra	65 45
												329	A	Mercer	60 54
												329	H	Mercer	72 64
												342	A	Western Caro.	62 50
												342	H	Western Caro.	70 53
LAST 10 Division I															
				342	H	Western Caro.	70 53					270	H	Wofford	63 69
				136	H	UNC Greensboro	69 57					199	H	Furman	59 72
				193	A	Chattanooga	58 64					136	A	UNC Greensboro	56 42
				289	A	ETSU	76 60					342	A	Western Caro.	62 50
				329	A	Mercer	60 54					289	H	ETSU	68 34

Non-Div I Games: Montevallo 81 60

Samford

■ Loss,
 ■ Non-Conf,
 ■ S Site,
 ■ Home
 ■ A Away
 N Neutral

Average RPI Win:	204	WON-LOST	WINNING	LAST 10	STRENGTH OF	OPP. STRENGTH	TEAM	ADJ.	CONF.	ADJ CONF.
Average RPI Loss:	122	RECORD	PCT. RANK	GAMES	SCHEDULE	OF SCHEDULE	RPI	RPI	RPI	RPI
DIV. I ONLY	18- 10	87	8-2	147	141	113	113	11	11	
DIV. I NON-CONF.	5- 5	164	0	206	295	220	220	11	11	
TOTALS	RPI 1-25	RPI 26-50	W-L RECORDS	RPI 51-100	RPI 101-150	RPI 150+				
18- 10	0- 2	0- 0	OVERALL	1- 1	4- 4	13- 3				
11- 5	0- 1	0- 0	HOME	1- 0	2- 3	8- 1				
7- 5	0- 1	0- 0	AWAY	0- 1	2- 1	5- 2				
0- 0	0- 0	0- 0	NEUTRAL	0- 0	0- 0	0- 0				
5- 5	0- 0	0- 0	NON-CONFERENCE	0- 0	0- 4	5- 1				
3- 4	0- 0	0- 0	HOME	0- 0	0- 3	3- 1				
2- 1	0- 0	0- 0	AWAY	0- 0	0- 1	2- 0				
0- 0	0- 0	0- 0	NEUTRAL	0- 0	0- 0	0- 0				
13- 5	0- 2	0- 0	CONFERENCE	1- 1	4- 0	8- 2				
8- 1	0- 1	0- 0	HOME	1- 0	2- 0	5- 0				
5- 4	0- 1	0- 0	AWAY	0- 1	2- 0	3- 2				
0- 0	0- 0	0- 0	NEUTRAL	0- 0	0- 0	0- 0				

RPI 1-25				RPI 26-50				RPI 51-100				RPI 101+ Team's RPI: 113			
RPI	S	Opponent	Score	RPI	S	Opponent	Score	RPI	S	Opponent	Score	RPI	S	Opponent	Score
9	A	Gonzaga	46 57					82	A	BYU	36 52	116	H	Idaho	32 65
9	H	Gonzaga	42 57					82	H	BYU	51 45	125	H	Washington	47 65
												126	H	Texas Tech	60 64
												134	A	Pacific	66 64
												134	H	Pacific	66 61
												140	A	Portland	62 58
												140	H	Portland	74 55
												147	A	San Jose St.	82 88
												183	H	Towson	81 67
												195	A	Santa Clara	66 78
												195	H	Santa Clara	50 47
												196	A	Pepperdine	57 73
												196	H	Pepperdine	62 58
												197	A	Saint Mary's (CA)	72 54
												197	H	Saint Mary's (CA)	73 59
												204	A	San Francisco	61 58
												204	H	San Francisco	54 50
												216	H	Cal St. Fullerton	67 72
												239	A	San Diego St.	70 47
												269	A	Air Force	70 59
												284	H	CSUN	59 40
												288	A	LMU (CA)	67 59
												288	H	LMU (CA)	54 50
												297	H	Monmouth	57 49
LAST 10 Division I															
196	H	Pepperdine	62 58	134	H	Pacific	66 61								
288	H	LMU (CA)	54 50	82	H	BYU	51 45								
195	A	Santa Clara	66 78	140	A	Portland	62 58								
204	A	San Francisco	61 58	9	A	Gonzaga	46 57								
197	H	Saint Mary's (CA)	73 59	204	H	San Francisco	54 50								

Non-Div I Games: Biola 81 28

San Diego

■ Loss,
 ■ Non-Conf,
 ■ S Site,
 ■ Home
 ■ Away
 N Neutral

Average RPI Win:	241	WON-LOST	WINNING	LAST 10	STRENGTH OF	OPP. STRENGTH	TEAM	ADJ.	CONF.	ADJ CONF.
Average RPI Loss:	184	RECORD	PCT. RANK	GAMES	SCHEDULE	OF SCHEDULE	RPI	RPI	RPI	RPI
DIV. I ONLY	13- 17	216	6-4	221	246	239	239	17	17	
DIV. I NON-CONF.	4- 7	225	0	240	329	281	281	19	19	
TOTALS	RPI 1-25	RPI 26-50	W-L RECORDS	RPI 51-100	RPI 101-150	RPI 150+				
13- 17	0- 0	0- 0	OVERALL	0- 4	0- 3	13- 10				
8- 8	0- 0	0- 0	HOME	0- 2	0- 2	8- 4				
5- 8	0- 0	0- 0	AWAY	0- 2	0- 1	5- 5				
0- 1	0- 0	0- 0	NEUTRAL	0- 0	0- 0	0- 1				
4- 7	0- 0	0- 0	NON-CONFERENCE	0- 0	0- 2	4- 5				
2- 5	0- 0	0- 0	HOME	0- 0	0- 2	2- 3				
2- 2	0- 0	0- 0	AWAY	0- 0	0- 0	2- 2				
0- 0	0- 0	0- 0	NEUTRAL	0- 0	0- 0	0- 0				
9- 10	0- 0	0- 0	CONFERENCE	0- 4	0- 1	9- 5				
6- 3	0- 0	0- 0	HOME	0- 2	0- 0	6- 1				
3- 6	0- 0	0- 0	AWAY	0- 2	0- 1	3- 3				
0- 1	0- 0	0- 0	NEUTRAL	0- 0	0- 0	0- 1				

RPI 1-25				RPI 26-50				RPI 51-100				RPI 101+ Team's RPI: 239					
RPI	S	Opponent	Score	RPI	S	Opponent	Score	RPI	S	Opponent	Score	RPI	S	Opponent	Score		
								68	A	Fresno St.	54	79	113	H	San Diego	47	70
								68	H	Fresno St.	60	65	131	H	California	48	74
								95	A	Boise St.	72	86	147	A	San Jose St.	67	84
								95	H	Boise St.	67	69	157	A	Wyoming	67	81
													157	H	Wyoming	67	60
													183	H	Towson	80	72
													207	A	Hawaii	58	61
													216	H	Cal St. Fullerton	55	45
													219	A	UNLV	67	72
													219	H	UNLV	48	39
													226	A	New Mexico	67	58
													226	H	New Mexico	75	74
													230	A	Nevada	69	70
													230	H	Nevada	81	68
													241	H	Alabama A&M	53	61
													254	H	Arkansas St.	62	71
													256	A	Incarnate Word	57	48
													264	A	UC Santa Barbara	52	64
													269	H	Air Force	49	51
													278	A	Utah St.	59	51
													278	H	Utah St.	66	62
													278	N	Utah St.	79	81
													284	H	CSUN	69	74
													287	A	Colorado St.	64	61
													287	H	Colorado St.	59	49
													291	A	California Baptist	80	68
LAST 10 Division I																	
				278	N	Utah St.	79	81	226	A	New Mexico	67	58				
				230	H	Nevada	81	68	269	H	Air Force	49	51				
				287	A	Colorado St.	64	61	278	A	Utah St.	59	51				
				219	A	UNLV	67	72	226	H	New Mexico	75	74				
				95	H	Boise St.	67	69	219	H	UNLV	48	39				

Non-Div I Games: Westcliff 77 56

San Diego St.

San Francisco

Through Games Of March 2, 2020

Average RPI Win:	222	WON-LOST	WINNING	LAST 10	STRENGTH OF	OPP. STRENGTH	TEAM	ADJ.	CONF.	ADJ CONF.
Average RPI Loss:	124	RECORD	PCT. RANK	GAMES	SCHEDULE	OF SCHEDULE	RPI	RPI	RPI	RPI
DIV. I ONLY	12- 18	233	5-5	140	123	204	204	11	11	
DIV. I NON-CONF.	7- 5	131	0	162	196	143	143	11	11	
TOTALS	RPI 1-25	RPI 26-50	W-L RECORDS	RPI 51-100	RPI 101-150	RPI 150+				
12- 18	0- 4	0- 0	OVERALL	1- 1	1- 7	10- 6				
5- 9	0- 2	0- 0	HOME	1- 0	0- 4	4- 3				
4- 8	0- 1	0- 0	AWAY	0- 1	1- 3	3- 3				
3- 1	0- 1	0- 0	NEUTRAL	0- 0	0- 0	3- 0				
7- 5	0- 2	0- 0	NON-CONFERENCE	0- 0	0- 2	7- 1				
3- 2	0- 1	0- 0	HOME	0- 0	0- 1	3- 0				
1- 2	0- 0	0- 0	AWAY	0- 0	0- 1	1- 1				
3- 1	0- 1	0- 0	NEUTRAL	0- 0	0- 0	3- 0				
5- 13	0- 2	0- 0	CONFERENCE	1- 1	1- 5	3- 5				
2- 7	0- 1	0- 0	HOME	1- 0	0- 3	1- 3				
3- 6	0- 1	0- 0	AWAY	0- 1	1- 2	2- 2				
0- 0	0- 0	0- 0	NEUTRAL	0- 0	0- 0	0- 0				

RPI	S	Opponent	Score	RPI	S	Opponent	Score	RPI	S	Opponent	Score	RPI	S	Opponent	Score	Team's RPI: 204
8	H	Stanford	71 97					82	A	BYU	44 57	113	A	San Diego	50 54	
9	A	Gonzaga	38 56					82	H	BYU	60 58	113	H	San Diego	58 61	
9	H	Gonzaga	46 69									116	H	Idaho	60 66	
14	N	Mississippi St.	38 73									125	A	Washington	54 73	
												134	A	Pacific	67 61	
												134	H	Pacific	61 84	
												140	A	Portland	49 69	
												140	H	Portland	66 73	
												165	A	UC Davis	67 79	
												195	A	Santa Clara	72 66	
												195	H	Santa Clara	72 80	
												196	A	Pepperdine	70 82	
												196	H	Pepperdine	64 70	
												197	A	Saint Mary's (CA)	69 55	
												197	H	Saint Mary's (CA)	79 86	
												209	N	Houston	80 57	
												216	H	Cal St. Fullerton	71 63	
												224	A	Northern Colo.	90 83	
												257	N	Bowling Green	64 56	
												276	N	UC Irvine	68 61	
												284	H	CSUN	79 61	
												288	A	LMU (CA)	69 76	
												288	H	LMU (CA)	70 68	
												303	H	Sacramento St.	87 82	
LAST 10 Division I																
197	A	Saint Mary's (CA)	69 55	9	A	Gonzaga	38 56									
134	A	Pacific	67 61	288	H	LMU (CA)	70 68									
82	H	BYU	60 58	196	H	Pepperdine	64 70									
113	H	San Diego	58 61	195	A	Santa Clara	72 66									
140	A	Portland	49 69	113	A	San Diego	50 54									

Non-Div I Games:

San Francisco

■ Loss,
 ■ Non-Conf,
 ■ S Site,
 ■ Home
 ■ Away
 N Neutral

Average RPI Win:	233	WON-LOST	WINNING	LAST 10	STRENGTH OF	OPP. STRENGTH	TEAM	ADJ.	CONF.	ADJ CONF.
Average RPI Loss:	169	RECORD	PCT. RANK	GAMES	SCHEDULE	OF SCHEDULE	RPI	RPI	RPI	RPI
DIV. I ONLY	18- 11	98	5-5	234	204	147	147	17	17	
DIV. I NON-CONF.	5- 5	164	0	280	239	223	223	19	19	
TOTALS	RPI 1-25	RPI 26-50	W-L RECORDS	RPI 51-100	RPI 101-150	RPI 150+				
18- 11	0- 0	0- 0	OVERALL	1- 4	2- 0	15- 7				
10- 3	0- 0	0- 0	HOME	1- 1	2- 0	7- 2				
7- 6	0- 0	0- 0	AWAY	0- 2	0- 0	7- 4				
1- 2	0- 0	0- 0	NEUTRAL	0- 1	0- 0	1- 1				
5- 5	0- 0	0- 0	NON-CONFERENCE	0- 1	2- 0	3- 4				
4- 0	0- 0	0- 0	HOME	0- 0	2- 0	2- 0				
1- 3	0- 0	0- 0	AWAY	0- 0	0- 0	1- 3				
0- 2	0- 0	0- 0	NEUTRAL	0- 1	0- 0	0- 1				
13- 6	0- 0	0- 0	CONFERENCE	1- 3	0- 0	12- 3				
6- 3	0- 0	0- 0	HOME	1- 1	0- 0	5- 2				
6- 3	0- 0	0- 0	AWAY	0- 2	0- 0	6- 1				
1- 0	0- 0	0- 0	NEUTRAL	0- 0	0- 0	1- 0				

RPI 1-25			RPI 26-50			RPI 51-100			RPI 101+			Team's RPI: 147					
RPI	S	Opponent	Score	RPI	S	Opponent	Score	RPI	S	Opponent	Score						
								68	A	Fresno St.	76	78	113	H	San Diego	88	82
								68	H	Fresno St.	76	85	129	H	Buffalo	95	88
								82	N	BYU	56	75	157	A	Wyoming	45	80
								95	A	Boise St.	67	85	163	N	Northern Ariz.	64	67
								95	H	Boise St.	74	61	195	A	Santa Clara	81	89
													219	A	UNLV	76	63
													219	H	UNLV	62	60
													219	N	UNLV	67	48
													226	A	New Mexico	81	80
													226	H	New Mexico	89	85
													230	A	Nevada	72	70
													230	H	Nevada	76	80
													239	H	San Diego St.	84	67
													251	A	CSU Bakersfield	71	75
													264	A	UC Santa Barbara	73	70
													269	A	Air Force	68	60
													269	H	Air Force	66	67
													276	A	UC Irvine	77	79
													278	A	Utah St.	76	61
													278	H	Utah St.	76	38
													287	A	Colorado St.	58	53
													287	H	Colorado St.	69	64
													303	H	Sacramento St.	73	67
													308	H	Eastern Wash.	84	66
LAST 10 Division I																	
				219	N	UNLV	67	48					269	H	Air Force	66	67
				219	A	UNLV	76	63					68	A	Fresno St.	76	78
				278	H	Utah St.	76	38					230	H	Nevada	76	80
				287	H	Colorado St.	69	64					157	A	Wyoming	45	80
				95	A	Boise St.	67	85					95	H	Boise St.	74	61

LAST 10 Division I

219	N UNLV	67	48	269	H Air Force	66	67
219	A UNLV	76	63	68	A Fresno St.	76	78
278	H Utah St.	76	38	230	H Nevada	76	80
287	H Colorado St.	69	64	157	A Wyoming	45	80
95	A Boise St.	67	85	95	H Boise St.	74	61

Non-Div I Games: La Verne 128 62

San Jose St.

Santa Clara

Through Games Of March 2, 2020

Average RPI Win:	176	WON-LOST	WINNING	LAST 10	STRENGTH OF	OPP. STRENGTH	TEAM	ADJ.	CONF.	ADJ CONF.
Average RPI Loss:	135	RECORD	PCT. RANK	GAMES	SCHEDULE	OF SCHEDULE	RPI	RPI	RPI	RPI
DIV. I ONLY	10- 18	266	3-7	89	122	195	195	11	11	
DIV. I NON-CONF.	5- 5	164	0	63	170	97	97	11	11	
TOTALS	RPI 1-25	RPI 26-50	W-L RECORDS	RPI 51-100	RPI 101-150	RPI 150+				
10- 18	0- 3	0- 1	OVERALL	1- 2	3- 5	6- 7				
5- 7	0- 1	0- 0	HOME	1- 1	3- 1	1- 4				
4- 10	0- 2	0- 1	AWAY	0- 1	0- 4	4- 2				
1- 1	0- 0	0- 0	NEUTRAL	0- 0	0- 0	1- 1				
5- 5	0- 1	0- 1	NON-CONFERENCE	1- 0	1- 1	3- 2				
2- 1	0- 0	0- 0	HOME	1- 0	1- 0	0- 1				
2- 3	0- 1	0- 1	AWAY	0- 0	0- 1	2- 0				
1- 1	0- 0	0- 0	NEUTRAL	0- 0	0- 0	1- 1				
5- 13	0- 2	0- 0	CONFERENCE	0- 2	2- 4	3- 5				
3- 6	0- 1	0- 0	HOME	0- 1	2- 1	1- 3				
2- 7	0- 1	0- 0	AWAY	0- 1	0- 3	2- 2				
0- 0	0- 0	0- 0	NEUTRAL	0- 0	0- 0	0- 0				

RPI 1-25				RPI 26-50				RPI 51-100				RPI 101+ Team's RPI: 195			
RPI	S	Opponent	Score	RPI	S	Opponent	Score	RPI	S	Opponent	Score	RPI	S	Opponent	Score
9	A	Missouri St.	64 71	27	A	Arizona	52 65	68	H	Fresno St.	90 66	113	A	San Diego	47 50
9	A	Gonzaga	46 53					82	A	BYU	48 71	113	H	San Diego	78 66
9	H	Gonzaga	52 67					82	H	BYU	51 60	131	A	California	65 69
												134	A	Pacific	69 71
												134	H	Pacific	75 65
												140	A	Portland	62 84
												140	H	Portland	77 80
												147	H	San Jose St.	89 81
												160	N	Montana	68 58
												165	A	UC Davis	62 61
												179	N	Delaware	80 81
												196	A	Pepperdine	71 79
												196	H	Pepperdine	61 79
												197	A	Saint Mary's (CA)	94 87
												197	H	Saint Mary's (CA)	87 95
												204	A	San Francisco	80 72
												204	H	San Francisco	66 72
												284	A	CSUN	76 55
												288	A	LMU (CA)	59 75
												288	H	LMU (CA)	76 60
												292	H	Long Beach St.	46 54
LAST 10 Division I															
134	A	Pacific	69 71	140	A	Portland	62 84								
197	A	Saint Mary's (CA)	94 87	196	H	Pepperdine	61 79								
113	H	San Diego	78 66	288	H	LMU (CA)	76 60								
82	H	BYU	51 60	204	H	San Francisco	66 72								
9	A	Gonzaga	46 53	82	A	BYU	48 71								

Non-Div I Games: UC Santa Cruz 109 51

Santa Clara

Loss, Non-Conf, S Site, H Home A Away N Neutral

Average RPI Win:	300	WON-LOST	WINNING	LAST 10	STRENGTH OF	OPP. STRENGTH	TEAM	ADJ.	CONF.	ADJ CONF.
Average RPI Loss:	218	RECORD	PCT. RANK	GAMES	SCHEDULE	OF SCHEDULE	RPI	RPI	RPI	RPI
DIV. I ONLY	9- 15	250	5-5	308	341	309	309	31	31	
DIV. I NON-CONF.	3- 7	252	0	235	306	282	282	32	32	
TOTALS	RPI 1-25	RPI 26-50	W-L RECORDS	RPI 51-100	RPI 101-150	RPI 150+				
9- 15	0- 0	0- 0	OVERALL	0- 1	0- 2	9- 12				
7- 5	0- 0	0- 0	HOME	0- 1	0- 1	7- 3				
2- 10	0- 0	0- 0	AWAY	0- 0	0- 1	2- 9				
0- 0	0- 0	0- 0	NEUTRAL	0- 0	0- 0	0- 0				
3- 7	0- 0	0- 0	NON-CONFERENCE	0- 1	0- 2	3- 4				
2- 2	0- 0	0- 0	HOME	0- 1	0- 1	2- 0				
1- 5	0- 0	0- 0	AWAY	0- 0	0- 1	1- 4				
0- 0	0- 0	0- 0	NEUTRAL	0- 0	0- 0	0- 0				
6- 8	0- 0	0- 0	CONFERENCE	0- 0	0- 0	6- 8				
5- 3	0- 0	0- 0	HOME	0- 0	0- 0	5- 3				
1- 5	0- 0	0- 0	AWAY	0- 0	0- 0	1- 5				
0- 0	0- 0	0- 0	NEUTRAL	0- 0	0- 0	0- 0				

RPI 1-25				RPI 26-50				RPI 51-100				RPI 101+				Team's RPI: 309	
RPI	S	Opponent	Score	RPI	S	Opponent	Score	RPI	S	Opponent	Score	RPI	S	Opponent	Score		
								78	H	Montana St.	65	73	116	H	Idaho	84	90
												125	A	Washington	46	78	
												159	A	Idaho St.	48	73	
												163	A	Northern Ariz.	80	88	
												211	H	UMKC	65	76	
												216	A	Cal St. Fullerton	63	81	
												240	A	Grand Canyon	60	63	
												240	H	Grand Canyon	48	56	
												251	A	CSU Bakersfield	43	55	
												251	H	CSU Bakersfield	63	57	
												278	A	Utah St.	63	70	
												291	A	California Baptist	83	49	
												291	H	California Baptist	79	90	
												292	H	Long Beach St.	66	54	
												296	A	Utah Valley	58	70	
												296	H	Utah Valley	82	80	
												299	A	UTRGV	81	85	
												299	H	UTRGV	78	70	
												303	H	Sacramento St.	88	84	
												310	A	Cal Poly	72	49	
												312	A	New Mexico St.	65	83	
												312	H	New Mexico St.	67	57	
												349	H	Chicago St.	80	51	
LAST 10 Division I																	
				291	H	California Baptist	79	90	296	H	Utah Valley	82	80				
				251	A	CSU Bakersfield	43	55	291	A	California Baptist	83	49				
				240	A	Grand Canyon	60	63	251	H	CSU Bakersfield	63	57				
				299	H	UTRGV	78	70	240	H	Grand Canyon	48	56				
				312	H	New Mexico St.	67	57	312	A	New Mexico St.	65	83				

Non-Div I Games: Warner Pacific 89 47 Saint Martin's 91 81 Central Wash. 75 65

Seattle U

Seton Hall

Through Games Of March 2, 2020

Average RPI Win:	172	WON-LOST	WINNING	LAST 10	STRENGTH OF	OPP. STRENGTH	TEAM	ADJ.	CONF.	ADJ CONF.
Average RPI Loss:	49	RECORD	PCT. RANK	GAMES	SCHEDULE	OF SCHEDULE	RPI	RPI	RPI	RPI
DIV. I ONLY	18- 11	98	6-4	62	74	73	73	6	6	
DIV. I NON-CONF.	7- 4	100	0	55	111	85	85	6	6	
TOTALS	RPI 1-25	RPI 26-50	W-L RECORDS	RPI 51-100	RPI 101-150	RPI 150+				
18- 11	0- 4	2- 2	OVERALL	4- 4	1- 1	11- 0				
10- 5	0- 3	2- 0	HOME	2- 2	0- 0	6- 0				
6- 5	0- 1	0- 2	AWAY	2- 1	0- 1	4- 0				
2- 1	0- 0	0- 0	NEUTRAL	0- 1	1- 0	1- 0				
7- 4	0- 2	0- 0	NON-CONFERENCE	1- 1	1- 1	5- 0				
4- 2	0- 2	0- 0	HOME	1- 0	0- 0	3- 0				
1- 1	0- 0	0- 0	AWAY	0- 0	0- 1	1- 0				
2- 1	0- 0	0- 0	NEUTRAL	0- 1	1- 0	1- 0				
11- 7	0- 2	2- 2	CONFERENCE	3- 3	0- 0	6- 0				
6- 3	0- 1	2- 0	HOME	1- 2	0- 0	3- 0				
5- 4	0- 1	0- 2	AWAY	2- 1	0- 0	3- 0				
0- 0	0- 0	0- 0	NEUTRAL	0- 0	0- 0	0- 0				

RPI 1-25				RPI 26-50				RPI 51-100 Team's RPI: 73				RPI 101+			
RPI	S	Opponent	Score	RPI	S	Opponent	Score	RPI	S	Opponent	Score	RPI	S	Opponent	Score
6	H	UConn	78 92	28	A	Marquette	60 81	63	A	St. John's (NY)	76 77	110	N	Vanderbilt	69 65
11	H	Princeton	76 78	28	H	Marquette	72 60	63	H	St. John's (NY)	66 82	137	A	Lehigh	68 75
20	A	DePaul	68 85	45	A	Creighton	66 78	71	N	Georgia Tech	54 79	161	H	Lafayette	74 50
20	H	DePaul	76 86	45	H	Creighton	82 70	72	A	Villanova	65 63	184	A	Providence	71 45
								72	H	Villanova	55 61	184	H	Providence	97 55
								93	A	Butler	67 62	231	N	Saint Joseph's	55 39
								93	H	Butler	66 53	232	H	Fairfield	74 44
								96	H	VCU	53 33	243	A	Georgetown	61 47
												243	H	Georgetown	79 60
												249	A	Iona	89 37
												263	A	Xavier	83 61
												263	H	Xavier	69 59
												302	H	Sacred Heart	95 69
LAST 10 Division I															
				93	H	Butler	66 53	20	H	DePaul	76 86				
				263	H	Xavier	69 59	28	H	Marquette	72 60				
				63	A	St. John's (NY)	76 77	72	A	Villanova	65 63				
				45	A	Creighton	66 78	243	A	Georgetown	61 47				
				184	A	Providence	71 45	63	H	St. John's (NY)	66 82				

Non-Div I Games:

Seton Hall

■ Loss,
■ Non-Conf,
■ S Site,
■ H Home
■ A Away
N Neutral

Average RPI Win: 282	WON-LOST	WINNING	LAST 10	STRENGTH OF	OPP. STRENGTH	TEAM	ADJ.	CONF.	ADJ CONF.
Average RPI Loss: 182	RECORD	PCT. RANK	GAMES	SCHEDULE	OF SCHEDULE	RPI	RPI	RPI	RPI
DIV. I ONLY	10- 17	252	6-4	253	314	280	280	24	24
DIV. I NON-CONF.	2- 7	288	0	131	341	287	287	25	25
TOTALS	RPI 1-25	RPI 26-50	W-L RECORDS	RPI 51-100	RPI 101-150	RPI 150+			
10- 17	0- 0	0- 0	OVERALL	0- 4	0- 3	10- 10			
7- 6	0- 0	0- 0	HOME	0- 2	0- 0	7- 4			
3- 11	0- 0	0- 0	AWAY	0- 2	0- 3	3- 6			
0- 0	0- 0	0- 0	NEUTRAL	0- 0	0- 0	0- 0			
2- 7	0- 0	0- 0	NON-CONFERENCE	0- 1	0- 3	2- 3			
2- 1	0- 0	0- 0	HOME	0- 0	0- 0	2- 1			
0- 6	0- 0	0- 0	AWAY	0- 1	0- 3	0- 2			
0- 0	0- 0	0- 0	NEUTRAL	0- 0	0- 0	0- 0			
8- 10	0- 0	0- 0	CONFERENCE	0- 3	0- 0	8- 7			
5- 5	0- 0	0- 0	HOME	0- 2	0- 0	5- 3			
3- 5	0- 0	0- 0	AWAY	0- 1	0- 0	3- 4			
0- 0	0- 0	0- 0	NEUTRAL	0- 0	0- 0	0- 0			

RPI 1-25				RPI 26-50				RPI 51-100				RPI 101+ Team's RPI: 280			
RPI	S	Opponent	Score	RPI	S	Opponent	Score	RPI	S	Opponent	Score	RPI	S	Opponent	Score
								54	H	Marist	55 78	102	A	Colgate	51 88
								66	A	Penn	44 92	122	A	Harvard	51 68
								90	A	Rider	66 70	143	A	Massachusetts	55 61
								90	H	Rider	38 69	164	H	Binghamton	62 89
												186	A	Manhattan	59 49
												186	H	Manhattan	50 80
												188	A	Quinnipiac	68 60
												188	H	Quinnipiac	52 66
												194	A	Fla. Atlantic	39 83
												232	H	Fairfield	35 65
												249	A	Iona	47 58
												249	H	Iona	57 45
												282	A	Niagara	61 68
												282	H	Niagara	59 54
												297	A	Monmouth	43 49
												297	H	Monmouth	51 39
												302	H	Sacred Heart	68 57
												317	A	Fairleigh Dickinson	58 67
												319	H	Albany (NY)	52 46
												323	A	Saint Peter's	83 87
												323	H	Saint Peter's	71 64
												337	A	Canisius	68 63
												337	H	Canisius	72 43
LAST 10 Division I															
				249	H	Iona	57 45			90	H	Rider	38 69		
				297	A	Monmouth	43 49			188	A	Quinnipiac	68 60		
				323	H	Saint Peter's	71 64			186	A	Manhattan	59 49		
				249	A	Iona	47 58			337	H	Canisius	72 43		
				54	H	Marist	55 78			282	H	Niagara	59 54		

Non-Div I Games:

Siena

■ Loss,
 ■ Non-Conf,
 ■ S Site,
 ■ H Home
 ■ A Away
 N Neutral

South Alabama

Through Games Of March 2, 2020

Average RPI Win:	257	WON-LOST	WINNING	LAST 10	STRENGTH OF	OPP. STRENGTH	TEAM	ADJ.	CONF.	ADJ CONF.
Average RPI Loss:	136	RECORD	PCT. RANK	GAMES	SCHEDULE	OF SCHEDULE	RPI	RPI	RPI	RPI
DIV. I ONLY	11- 15	221	4-6	203	205	238	238	21	21	
DIV. I NON-CONF.	3- 7	252	0	239	75	284	284	20	20	
TOTALS	RPI 1-25	RPI 26-50	W-L RECORDS	RPI 51-100	RPI 101-150	RPI 150+				
11- 15	0- 0	0- 3	OVERALL	1- 3	0- 3	10- 6				
7- 8	0- 0	0- 2	HOME	1- 2	0- 2	6- 2				
4- 7	0- 0	0- 1	AWAY	0- 1	0- 1	4- 4				
0- 0	0- 0	0- 0	NEUTRAL	0- 0	0- 0	0- 0				
3- 7	0- 0	0- 1	NON-CONFERENCE	1- 1	0- 2	2- 3				
2- 4	0- 0	0- 1	HOME	1- 1	0- 1	1- 1				
1- 3	0- 0	0- 0	AWAY	0- 0	0- 1	1- 2				
0- 0	0- 0	0- 0	NEUTRAL	0- 0	0- 0	0- 0				
8- 8	0- 0	0- 2	CONFERENCE	0- 2	0- 1	8- 3				
5- 4	0- 0	0- 1	HOME	0- 1	0- 1	5- 1				
3- 4	0- 0	0- 1	AWAY	0- 1	0- 0	3- 2				
0- 0	0- 0	0- 0	NEUTRAL	0- 0	0- 0	0- 0				

RPI S	Opponent	Score	RPI S	Opponent	Score	RPI S	Opponent	Score	RPI S	Opponent	Score	Team's RPI: 238
42	H Rutgers	56 77	58	H Alabama	62 74	105	H UT Arlington	45 68				
43	A Troy	68 85	79	H A&M-Corpus Christi	83 82	114	H Auburn	62 82				
43	H Troy	73 77	83	A Coastal Caro.	73 76	124	A UAB	61 77				
			83	H Coastal Caro.	62 71	166	A Tulane	62 53				
						185	A Louisiana	68 73				
						185	H Louisiana	78 63				
						202	H Little Rock	58 69				
						203	A Southern Miss.	55 62				
						212	H Miami (OH)	73 76				
						247	A Appalachian St.	59 71				
						247	H Appalachian St.	81 66				
						252	H Texas St.	78 76				
						254	H Arkansas St.	87 71				
						289	A ETSU	60 65				
						300	A Ga. Southern	71 65				
						313	A Georgia St.	81 64				
						333	H Tennessee St.	70 48				
						348	A La.-Monroe	73 39				
						348	H La.-Monroe	72 63				
LAST 10 Division I												
43	H Troy	73 77	348	A La.-Monroe	73 39							
202	H Little Rock	58 69	185	H Louisiana	78 63							
254	H Arkansas St.	87 71	43	A Troy	68 85							
83	A Coastal Caro.	73 76	252	H Texas St.	78 76							
247	A Appalachian St.	59 71	105	H UT Arlington	45 68							

Non-Div I Games: William Carey 68 52 Mobile 103 59

South Alabama

Loss, Non-Conf, S Site, H Home A Away N Neutral

South Carolina

Through Games Of March 2, 2020

Average RPI Win:	96	WON-LOST	WINNING	LAST 10	STRENGTH OF	OPP. STRENGTH	TEAM	ADJ.	CONF.	ADJ CONF.
Average RPI Loss:	15	RECORD	PCT. RANK	GAMES	SCHEDULE	OF SCHEDULE	RPI	RPI	RPI	RPI
DIV. I ONLY	29- 1	1	10-0	10	6	1	1	4	4	
DIV. I NON-CONF.	13- 1	9	1-0	30	4	3	3	5	5	
TOTALS	RPI 1-25	RPI 26-50	W-L RECORDS	RPI 51-100	RPI 101-150	RPI 150+				
29- 1	8- 1	6- 0	OVERALL	3- 0	6- 0	6- 0				
15- 0	5- 0	4- 0	HOME	1- 0	2- 0	3- 0				
12- 0	2- 0	2- 0	AWAY	2- 0	3- 0	3- 0				
2- 1	1- 1	0- 0	NEUTRAL	0- 0	1- 0	0- 0				
13- 1	4- 1	3- 0	NON-CONFERENCE	0- 0	2- 0	4- 0				
7- 0	2- 0	2- 0	HOME	0- 0	0- 0	3- 0				
4- 0	1- 0	1- 0	AWAY	0- 0	1- 0	1- 0				
2- 1	1- 1	0- 0	NEUTRAL	0- 0	1- 0	0- 0				
16- 0	4- 0	3- 0	CONFERENCE	3- 0	4- 0	2- 0				
8- 0	3- 0	2- 0	HOME	1- 0	2- 0	0- 0				
8- 0	1- 0	1- 0	AWAY	2- 0	2- 0	2- 0				
0- 0	0- 0	0- 0	NEUTRAL	0- 0	0- 0	0- 0				

RPI	S	Opponent	Score	RPI	S	Opponent	Score	RPI	S	Opponent	Score	RPI	S	Opponent	Score
3	A	Maryland	63 54	29	H	South Dakota	73 60	58	A	Alabama	93 78	107	N	Washington St.	68 53
4	N	Baylor	74 59	33	H	LSU	63 48	59	H	Tennessee	69 48	110	A	Vanderbilt	93 57
6	H	UConn	70 52	35	A	Arkansas	86 65	70	A	Georgia	88 53	110	H	Vanderbilt	95 44
14	H	Mississippi St.	81 79	35	H	Arkansas	91 82					114	H	Auburn	79 53
15	N	Indiana	57 71	46	H	Purdue	85 49					117	A	Temple	78 71
17	H	Texas A&M	60 52	48	A	Dayton	75 49					133	A	Florida	100 67
24	H	Duke	89 46									167	A	Missouri	78 45
25	A	Kentucky	67 58									228	A	Clemson	84 48
25	H	Kentucky	99 72									247	H	Appalachian St.	92 50
												285	A	Ole Miss	87 32
												320	H	Alabama St.	103 43
												328	H	USC Upstate	112 32
LAST 10 Division I															
17	H	Texas A&M	60 52	114	H	Auburn	79 53								
133	A	Florida	100 67	6	H	UConn	70 52								
25	A	Kentucky	67 58	35	A	Arkansas	86 65								
33	H	LSU	63 48	59	H	Tennessee	69 48								
110	H	Vanderbilt	95 44	285	A	Ole Miss	87 32								

Non-Div I Games:

South Carolina

Loss, Non-Conf, S Site, H Home A Away N Neutral

Average RPI Win:	330	WON-LOST	WINNING	LAST 10	STRENGTH OF	OPP. STRENGTH	TEAM	ADJ.	CONF.	ADJ CONF.
Average RPI Loss:	240	RECORD	PCT. RANK	GAMES	SCHEDULE	OF SCHEDULE	RPI	RPI	RPI	RPI
DIV. I ONLY	3- 26	342	0-10	343	349	350	350	29	29	
DIV. I NON-CONF.	1- 12	335	0	316	347	344	344	29	29	
TOTALS	RPI 1-25	RPI 26-50	W-L RECORDS	RPI 51-100	RPI 101-150	RPI 150+				
3- 26	0- 0	0- 0	OVERALL	0- 1	0- 3	3- 22				
1- 12	0- 0	0- 0	HOME	0- 0	0- 1	1- 11				
2- 13	0- 0	0- 0	AWAY	0- 1	0- 1	2- 11				
0- 1	0- 0	0- 0	NEUTRAL	0- 0	0- 1	0- 0				
1- 12	0- 0	0- 0	NON-CONFERENCE	0- 1	0- 1	1- 10				
0- 5	0- 0	0- 0	HOME	0- 0	0- 0	0- 5				
1- 6	0- 0	0- 0	AWAY	0- 1	0- 0	1- 5				
0- 1	0- 0	0- 0	NEUTRAL	0- 0	0- 1	0- 0				
2- 14	0- 0	0- 0	CONFERENCE	0- 0	0- 2	2- 12				
1- 7	0- 0	0- 0	HOME	0- 0	0- 1	1- 6				
1- 7	0- 0	0- 0	AWAY	0- 0	0- 1	1- 6				
0- 0	0- 0	0- 0	NEUTRAL	0- 0	0- 0	0- 0				

RPI S	Opponent	Score	RPI S	Opponent	Score	RPI S	Opponent	Score	RPI S	Opponent	Score	Team's RPI: 350
						83 A	Coastal Caro.	44 85	106 A	Bethune-Cookman	70 86	
									106 H	Bethune-Cookman	55 66	
									144 N	North Ala.	46 99	
									155 A	N.C. A&T	55 66	
									155 H	N.C. A&T	47 63	
									156 A	Norfolk St.	42 76	
									191 H	Radford	45 60	
									219 A	UNLV	57 66	
									220 H	North Dakota	53 95	
									244 A	Morgan St.	47 77	
									244 H	Morgan St.	47 60	
									250 A	UNC Asheville	51 82	
									262 H	Col. of Charleston	55 76	
									265 A	Howard	47 78	
									271 A	UNCW	46 84	
									277 H	Delaware St.	64 76	
									305 A	N.C. Central	49 90	
									305 H	N.C. Central	49 55	
									307 H	Presbyterian	49 70	
									313 A	Georgia St.	52 77	
									315 H	UMES	60 55	
									328 A	USC Upstate	47 58	
									329 H	Mercer	55 66	
									332 A	Coppin St.	71 60	
									332 H	Coppin St.	42 61	
									341 A	Florida A&M	45 57	
LAST 10 Division I												
			155 H	N.C. A&T	47 63		332 H	Coppin St.	42 61			
			305 H	N.C. Central	49 55		277 H	Delaware St.	64 76			
			341 A	Florida A&M	45 57		155 A	N.C. A&T	55 66			
			106 A	Bethune-Cookman	70 86		305 A	N.C. Central	49 90			
			244 H	Morgan St.	47 60		106 H	Bethune-Cookman	55 66			

Non-Div I Games:

South Carolina St.

■ Loss,
 ■ Non-Conf,
 ■ S Site,
 ■ Home
 ■ A Away
 N Neutral

S
o
u
t
h
C
a
r
o
l
i
n
a
s
t
.

RPI S Opponent South Carolina St.
Score

Through Games Of March 2, 2020

RPI	S	Opponent	Score
341	H	Florida A&M	39 44
343	A	Charleston So.	81 75

S
o
u
t
h
C
a
r
o
l
i
n
a
s
t
.

South Carolina st.

South Dakota

Through Games Of March 2, 2020

Average RPI Win:	194	WON-LOST	WINNING	LAST 10	STRENGTH OF	OPP. STRENGTH	TEAM	ADJ.	CONF.	ADJ CONF.
Average RPI Loss:	5	RECORD	PCT. RANK	GAMES	SCHEDULE	OF SCHEDULE	RPI	RPI	RPI	RPI
DIV. I ONLY	26- 2	6	10-0	190	114	29	29	19	19	
DIV. I NON-CONF.	10- 2	29	0	74	3	18	18	18	18	
TOTALS	RPI 1-25	RPI 26-50	W-L RECORDS	RPI 51-100	RPI 101-150	RPI 150+				
26- 2	1- 2	2- 0	OVERALL	2- 0	2- 0	19- 0				
13- 1	0- 1	2- 0	HOME	1- 0	0- 0	10- 0				
11- 1	0- 1	0- 0	AWAY	1- 0	2- 0	8- 0				
2- 0	1- 0	0- 0	NEUTRAL	0- 0	0- 0	1- 0				
10- 2	1- 2	2- 0	NON-CONFERENCE	0- 0	2- 0	5- 0				
5- 1	0- 1	2- 0	HOME	0- 0	0- 0	3- 0				
3- 1	0- 1	0- 0	AWAY	0- 0	2- 0	1- 0				
2- 0	1- 0	0- 0	NEUTRAL	0- 0	0- 0	1- 0				
16- 0	0- 0	0- 0	CONFERENCE	2- 0	0- 0	14- 0				
8- 0	0- 0	0- 0	HOME	1- 0	0- 0	7- 0				
8- 0	0- 0	0- 0	AWAY	1- 0	0- 0	7- 0				
0- 0	0- 0	0- 0	NEUTRAL	0- 0	0- 0	0- 0				

RPI 1-25				RPI 26-50				Team's RPI: 29				RPI 51-100				RPI 101+			
RPI	S	Opponent	Score	RPI	S	Opponent	Score	RPI	S	Opponent	Score	RPI	S	Opponent	Score	RPI	S	Opponent	Score
1	A	South Carolina	60 73	26	H	Drake	102 94	69	A	South Dakota St.	77 67	115	A	Utah	84 81				
9	H	Missouri St.	66 74	45	H	Creighton	72 65	69	H	South Dakota St.	83 48	120	A	Green Bay	66 60				
22	N	Ohio St.	68 53									151	A	Northeastern	80 76				
												160	H	Montana	96 64				
												167	H	Missouri	72 56				
												190	N	Northern Ill.	91 48				
												206	A	Western Ill.	96 65				
												206	H	Western Ill.	88 51				
												217	A	Oral Roberts	77 73				
												217	H	Oral Roberts	79 56				
												220	A	North Dakota	93 46				
												220	H	North Dakota	76 47				
												229	A	Denver	92 60				
												229	H	Denver	104 61				
												268	A	North Dakota St.	80 36				
												268	H	North Dakota St.	96 57				
												316	A	Omaha	71 39				
												316	H	Omaha	77 44				
												332	H	Coppin St.	82 44				
												339	A	Purdue Fort Wayne	62 41				
												339	H	Purdue Fort Wayne	79 25				
LAST 10 Division I																			
220	H	North Dakota	76 47	220	A	North Dakota	93 46												
69	A	South Dakota St.	77 67	229	A	Denver	92 60												
268	H	North Dakota St.	96 57	316	A	Omaha	71 39												
217	A	Oral Roberts	77 73	217	H	Oral Roberts	79 56												
206	H	Western Ill.	88 51	339	H	Purdue Fort Wayne	79 25												

Non-Div I Games: Mt. Marty 110 39

South Dakota

Loss, Non-Conf, S Site, H Home A Away N Neutral

Average RPI Win:	220	WON-LOST	WINNING	LAST 10	STRENGTH OF	OPP. STRENGTH	TEAM	ADJ.	CONF.	ADJ CONF.
Average RPI Loss:	49	RECORD	PCT. RANK	GAMES	SCHEDULE	OF SCHEDULE	RPI	RPI	RPI	RPI
DIV. I ONLY	20- 9	63	7-3	90	146	69	69	19	19	
DIV. I NON-CONF.	7- 6	161	0	10	16	54	54	18	18	
TOTALS	RPI 1-25	RPI 26-50	W-L RECORDS	RPI 51-100	RPI 101-150	RPI 150+				
20- 9	0- 2	0- 6	OVERALL	2- 0	2- 0	16- 1				
10- 4	0- 1	0- 2	HOME	1- 0	0- 0	9- 1				
8- 4	0- 1	0- 3	AWAY	0- 0	1- 0	7- 0				
2- 1	0- 0	0- 1	NEUTRAL	1- 0	1- 0	0- 0				
7- 6	0- 2	0- 4	NON-CONFERENCE	2- 0	2- 0	3- 0				
4- 2	0- 1	0- 1	HOME	1- 0	0- 0	3- 0				
1- 3	0- 1	0- 2	AWAY	0- 0	1- 0	0- 0				
2- 1	0- 0	0- 1	NEUTRAL	1- 0	1- 0	0- 0				
13- 3	0- 0	0- 2	CONFERENCE	0- 0	0- 0	13- 1				
6- 2	0- 0	0- 1	HOME	0- 0	0- 0	6- 1				
7- 1	0- 0	0- 1	AWAY	0- 0	0- 0	7- 0				
0- 0	0- 0	0- 0	NEUTRAL	0- 0	0- 0	0- 0				

RPI 1-25				RPI 26-50				RPI 51-100				RPI 101+			
RPI	S	Opponent	Score	RPI	S	Opponent	Score	RPI	S	Opponent	Score	RPI	S	Opponent	Score
2	A	Oregon	56 95	26	A	Drake	67 74	67	N	South Fla.	61 50	101	N	Notre Dame	65 59
16	H	Central Mich.	74 79	28	H	Marquette	58 65	78	H	Montana St.	60 50	120	A	Green Bay	60 55
				29	A	South Dakota	48 83					157	H	Wyoming	67 40
				29	H	South Dakota	67 77					193	H	Chattanooga	71 56
				34	N	FGCU	70 71					206	A	Western Ill.	89 48
				45	A	Creighton	48 61					206	H	Western Ill.	75 45
												217	A	Oral Roberts	76 61
												217	H	Oral Roberts	58 44
												220	A	North Dakota	74 61
												220	H	North Dakota	99 64
												229	A	Denver	86 79
												229	H	Denver	62 72
												268	A	North Dakota St.	85 58
												268	H	North Dakota St.	60 52
												316	A	Omaha	68 51
												316	H	Omaha	69 59
												332	H	Coppin St.	94 41
												339	A	Purdue Fort Wayne	100 69
												339	H	Purdue Fort Wayne	89 43
LAST 10 Division I															
268	A	North Dakota St.	85 58	316	H	Omaha	69 59								
29	H	South Dakota	67 77	217	A	Oral Roberts	76 61								
220	A	North Dakota	74 61	206	A	Western Ill.	89 48								
339	H	Purdue Fort Wayne	89 43	268	H	North Dakota St.	60 52								
229	H	Denver	62 72	29	A	South Dakota	48 83								

Non-Div I Games: Dakota Wesleyan 77 46

South Dakota St.

Average RPI Win:	182	WON-LOST	WINNING	LAST 10	STRENGTH OF	OPP. STRENGTH	TEAM	ADJ.	CONF.	ADJ CONF.
Average RPI Loss:	60	RECORD	PCT. RANK	GAMES	SCHEDULE	OF SCHEDULE	RPI	RPI	RPI	RPI
DIV. I ONLY	18- 12	116	6-4	39	84	67	67	9	9	
DIV. I NON-CONF.	8- 6	138	0	37	129	99	99	9	9	
TOTALS	RPI 1-25	RPI 26-50	W-L RECORDS	RPI 51-100	RPI 101-150	RPI 150+				
18- 12	0- 4	1- 3	OVERALL	2- 2	2- 2	13- 1				
14- 2	0- 1	1- 1	HOME	2- 0	2- 0	9- 0				
4- 6	0- 2	0- 1	AWAY	0- 1	0- 1	4- 1				
0- 4	0- 1	0- 1	NEUTRAL	0- 1	0- 1	0- 0				
8- 6	0- 2	1- 1	NON-CONFERENCE	1- 1	1- 1	5- 1				
8- 0	0- 0	1- 0	HOME	1- 0	1- 0	5- 0				
0- 2	0- 1	0- 0	AWAY	0- 0	0- 0	0- 1				
0- 4	0- 1	0- 1	NEUTRAL	0- 1	0- 1	0- 0				
10- 6	0- 2	0- 2	CONFERENCE	1- 1	1- 1	8- 0				
6- 2	0- 1	0- 1	HOME	1- 0	1- 0	4- 0				
4- 4	0- 1	0- 1	AWAY	0- 1	0- 1	4- 0				
0- 0	0- 0	0- 0	NEUTRAL	0- 0	0- 0	0- 0				

RPI	S	Opponent	Score	RPI	S	Opponent	Score	RPI	S	Opponent	Score	RPI	S	Opponent	Score
4	A	Baylor	46 58	34	N	FGCU	77 81	69	N	South Dakota St.	50 61	101	N	Notre Dame	51 67
6	A	UConn	39 80	37	A	UCF	48 56	76	A	Cincinnati	55 60	116	H	Idaho	67 64
6	H	UConn	47 67	37	H	UCF	57 64	76	H	Cincinnati	76 68	117	A	Temple	66 69
14	N	Mississippi St.	61 86	44	H	Texas	64 57	96	H	VCU	77 55	117	H	Temple	99 51
Team's RPI: 67															
RPI 101+															
152 H Jacksonville															
166 A Tulane															
166 H Tulane															
171 A Wichita St.															
200 A Memphis															
205 H Brown															
209 H Houston															
219 A UNLV															
221 H SMU															
235 H East Carolina															
242 A Tulsa															
265 H Howard															
275 H Saint Francis (PA)															
320 H Alabama St.															
LAST 10 Division I															
6	A	UConn	39 80	6	H	UConn	47 67	166	A	Tulane	53 43	117	H	Temple	99 51
221	H	SMU	85 62	235	H	East Carolina	81 52	76	A	Cincinnati	55 60	209	H	Houston	74 45
200	A	Memphis	68 47	37	A	UCF	48 56								

Non-Div I Games:

South Fla.

■ Loss,
 ■ Non-Conf,
 ■ S Site,
 ■ Home
 ■ A Away
 N Neutral

Average RPI Win:	243	WON-LOST	WINNING	LAST 10	STRENGTH OF	OPP. STRENGTH	TEAM	ADJ.	CONF.	ADJ CONF.
Average RPI Loss:	149	RECORD	PCT. RANK	GAMES	SCHEDULE	OF SCHEDULE	RPI	RPI	RPI	RPI
DIV. I ONLY	20- 7	43	8-2	302	251	112	112	20	20	
DIV. I NON-CONF.	6- 3	90	0	344	181	180	180	23	23	
TOTALS	RPI 1-25	RPI 26-50	W-L RECORDS	RPI 51-100	RPI 101-150	RPI 150+				
20- 7	0- 0	1- 1	OVERALL	0- 2	1- 0	18- 4				
10- 1	0- 0	1- 0	HOME	0- 1	1- 0	8- 0				
10- 6	0- 0	0- 1	AWAY	0- 1	0- 0	10- 4				
0- 0	0- 0	0- 0	NEUTRAL	0- 0	0- 0	0- 0				
6- 3	0- 0	0- 0	NON-CONFERENCE	0- 1	1- 0	5- 2				
2- 0	0- 0	0- 0	HOME	0- 0	1- 0	1- 0				
4- 3	0- 0	0- 0	AWAY	0- 1	0- 0	4- 2				
0- 0	0- 0	0- 0	NEUTRAL	0- 0	0- 0	0- 0				
14- 4	0- 0	1- 1	CONFERENCE	0- 1	0- 0	13- 2				
8- 1	0- 0	1- 0	HOME	0- 1	0- 0	7- 0				
6- 3	0- 0	0- 1	AWAY	0- 0	0- 0	6- 2				
0- 0	0- 0	0- 0	NEUTRAL	0- 0	0- 0	0- 0				

RPI S	Opponent	Score	RPI S	Opponent	Score	RPI S	Opponent	Score	RPI S	Opponent	Score	Team's RPI: 112
47	A UT Martin	72 78	47	H UT Martin	71 69	56	H Belmont	45 57	104	H Southern Ill.	79 65	
47	H UT Martin	71 69				91	A Saint Louis	61 76	168	A Austin Peay	79 66	
									168	H Austin Peay	81 43	
									175	A Eastern Mich.	64 69	
									206	A Western Ill.	91 97	
									208	A Eastern Ill.	77 65	
									208	H Eastern Ill.	72 56	
									210	A Tennessee Tech	72 59	
									210	H Tennessee Tech	87 72	
									233	A Murray St.	62 70	
									233	H Murray St.	88 73	
									236	A Jacksonville St.	51 72	
									236	H Jacksonville St.	79 52	
									254	A Arkansas St.	79 67	
									274	A Indiana St.	68 58	
									281	A Morehead St.	67 61	
									285	A Ole Miss	70 53	
									286	A Eastern Ky.	60 44	
									331	H Evansville	83 60	
									333	H Tennessee St.	83 54	
									338	A SIUE	66 56	
									338	H SIUE	80 57	
									339	A Purdue Fort Wayne	58 48	
LAST 10 Division I												
47	A UT Martin	72 78	47	H UT Martin	71 69							
208	H Eastern Ill.	72 56	210	H Tennessee Tech	87 72							
210	A Tennessee Tech	72 59	236	H Jacksonville St.	79 52							
236	A Jacksonville St.	51 72	286	A Eastern Ky.	60 44							
338	H SIUE	80 57	281	A Morehead St.	67 61							

Non-Div I Games: Harris-Stowe 106 64 Mo.-St. Louis 70 56

Southeast Mo. St.

Loss, Non-Conf, S Site, H Home A Away N Neutral

Average RPI Win:	266	WON-LOST	WINNING	LAST 10	STRENGTH OF	OPP. STRENGTH	TEAM	ADJ.	CONF.	ADJ CONF.
Average RPI Loss:	161	RECORD	PCT. RANK	GAMES	SCHEDULE	OF SCHEDULE	RPI	RPI	RPI	RPI
DIV. I ONLY	11- 15	221	6-4	237	291	237	237	23	23	
DIV. I NON-CONF.	2- 6	279	0	210	275	252	252	24	24	
TOTALS	RPI 1-25	RPI 26-50	W-L RECORDS	RPI 51-100	RPI 101-150	RPI 150+				
11- 15	0- 0	0- 1	OVERALL	1- 5	0- 2	10- 7				
7- 4	0- 0	0- 0	HOME	1- 1	0- 1	6- 2				
4- 11	0- 0	0- 1	AWAY	0- 4	0- 1	4- 5				
0- 0	0- 0	0- 0	NEUTRAL	0- 0	0- 0	0- 0				
2- 6	0- 0	0- 1	NON-CONFERENCE	0- 1	0- 0	2- 4				
1- 0	0- 0	0- 0	HOME	0- 0	0- 0	1- 0				
1- 6	0- 0	0- 1	AWAY	0- 1	0- 0	1- 4				
0- 0	0- 0	0- 0	NEUTRAL	0- 0	0- 0	0- 0				
9- 9	0- 0	0- 0	CONFERENCE	1- 4	0- 2	8- 3				
6- 4	0- 0	0- 0	HOME	1- 1	0- 1	5- 2				
3- 5	0- 0	0- 0	AWAY	0- 3	0- 1	3- 1				
0- 0	0- 0	0- 0	NEUTRAL	0- 0	0- 0	0- 0				

RPI S	Opponent	Score	RPI S	Opponent	Score	RPI S	Opponent	Score	RPI S	Opponent	Score	Team's RPI: 237
33	A LSU	52 62	58	A Alabama	50 87	150	A Sam Houston St.	75 81	150	H Sam Houston St.	69 84	
			79	A A&M-Corpus Christi	48 49	158	H Jackson St.	63 59	169	H New Orleans	73 57	
			79	H A&M-Corpus Christi	48 44	185	A Louisiana	50 60	203	A Southern Miss.	54 62	
			94	A SFA	51 77	209	A Houston	65 78	234	H Central Ark.	63 42	
			99	A Abilene Christian	53 61	256	H Incarnate Word	58 44	260	A Nicholls St.	49 54	
			99	H Abilene Christian	62 68	260	H Nicholls St.	65 67	261	H Lamar University	57 65	
						272	A Louisiana Tech	78 92	321	A Houston Baptist	69 59	
						336	A Northwestern St.	72 56	336	H Northwestern St.	66 41	
						345	A McNeese	74 67	345	H McNeese	87 48	
						348	A La.-Monroe	65 52				
LAST 10 Division I												
336	H Northwestern St.	66 41	150	A Sam Houston St.	75 81							
345	H McNeese	87 48	256	H Incarnate Word	58 44							
99	H Abilene Christian	62 68	169	H New Orleans	73 57							
79	A A&M-Corpus Christi	48 49	234	H Central Ark.	63 42							
260	A Nicholls St.	49 54	336	A Northwestern St.	72 56							

Non-Div I Games: LSU-Alexandria 89 67

Southeastern La.

■ Loss,
 ■ Non-Conf, S Site,
 ■ Home
 ■ Away
 N Neutral

Southern California

Through Games Of March 2, 2020

Average RPI Win:	152	WON-LOST	WINNING	LAST 10	STRENGTH OF	OPP. STRENGTH	TEAM	ADJ.	CONF.	ADJ CONF.
Average RPI Loss:	64	RECORD	PCT. RANK	GAMES	SCHEDULE	OF SCHEDULE	RPI	RPI	RPI	RPI
DIV. I ONLY	16- 13	149	5-5	49	24	84	84	1	1	
DIV. I NON-CONF.	8- 3	68	0	215	151	111	111	1	1	
<hr/>										
TOTALS	RPI 1-25	RPI 26-50	W-L RECORDS	RPI 51-100	RPI 101-150	RPI 150+				
16- 13	2- 4	0- 4	OVERALL	3- 2	5- 2	6- 1				
11- 4	2- 2	0- 2	HOME	2- 0	3- 0	4- 0				
4- 8	0- 2	0- 2	AWAY	0- 1	2- 2	2- 1				
1- 1	0- 0	0- 0	NEUTRAL	1- 1	0- 0	0- 0				
8- 3	0- 1	0- 0	NON-CONFERENCE	2- 1	0- 0	6- 1				
5- 1	0- 1	0- 0	HOME	1- 0	0- 0	4- 0				
2- 1	0- 0	0- 0	AWAY	0- 0	0- 0	2- 1				
1- 1	0- 0	0- 0	NEUTRAL	1- 1	0- 0	0- 0				
8- 10	2- 3	0- 4	CONFERENCE	1- 1	5- 2	0- 0				
6- 3	2- 1	0- 2	HOME	1- 0	3- 0	0- 0				
2- 7	0- 2	0- 2	AWAY	0- 1	2- 2	0- 0				
0- 0	0- 0	0- 0	NEUTRAL	0- 0	0- 0	0- 0				

RPI 1-25				RPI 26-50				RPI 51-100				Team's RPI: 84				RPI 101+			
RPI	S	Opponent	Score	RPI	S	Opponent	Score	RPI	S	Opponent	Score	RPI	S	Opponent	Score	RPI	S	Opponent	Score
2	H	Oregon	67 93	27	A	Arizona	57 73	57	H	Virginia	59 49	107	A	Washington St.	66 60				
8	A	Stanford	59 79	27	H	Arizona	57 65	58	N	Alabama	60 57	107	H	Washington St.	74 63				
13	A	UCLA	59 83	30	A	Arizona St.	75 76	80	A	Colorado	53 66	115	A	Utah	65 67				
13	H	UCLA	70 68	30	H	Arizona St.	54 63	80	H	Colorado	66 55	115	H	Utah	69 66				
17	H	Texas A&M	64 74					88	N	Nebraska	54 67	125	A	Washington	66 75				
18	H	Oregon St.	72 66									125	H	Washington	81 78				
												131	A	California	75 67				
												219	H	UNLV	75 54				
												230	H	Nevada	50 47				
												264	A	UC Santa Barbara	46 57				
												284	A	CSUN	69 53				
												292	H	Long Beach St.	57 40				
												299	H	UTRGV	80 43				
												304	A	UC Riverside	76 59				
LAST 10 Division I																			
80	H	Colorado	66 55	18	H	Oregon St.	72 66												
115	H	Utah	69 66	8	A	Stanford	59 79												
107	A	Washington St.	66 60	131	A	California	75 67												
125	A	Washington	66 75	27	A	Arizona	57 73												
2	H	Oregon	67 93	30	A	Arizona St.	75 76												

Non-Div I Games:

Southern California

■ Loss,
 ■ Non-Conf,
 ■ S Site,
 ■ H Home
 ■ A Away
 N Neutral

Average RPI Win:	193	WON-LOST	WINNING	LAST 10	STRENGTH OF	OPP. STRENGTH	TEAM	ADJ.	CONF.	ADJ CONF.
Average RPI Loss:	77	RECORD	PCT. RANK	GAMES	SCHEDULE	OF SCHEDULE	RPI	RPI	RPI	RPI
DIV. I ONLY	15- 12	142	4-6	95	107	104	104	8	8	
DIV. I NON-CONF.	8- 3	68	0	146	250	73	73	7	7	
TOTALS	RPI 1-25	RPI 26-50	W-L RECORDS	RPI 51-100	RPI 101-150	RPI 150+				
15- 12	1- 1	2- 3	OVERALL	1- 5	1- 1	10- 2				
8- 4	1- 0	2- 1	HOME	1- 2	0- 0	4- 1				
6- 8	0- 1	0- 2	AWAY	0- 3	1- 1	5- 1				
1- 0	0- 0	0- 0	NEUTRAL	0- 0	0- 0	1- 0				
8- 3	0- 0	1- 0	NON-CONFERENCE	1- 1	0- 1	6- 1				
4- 1	0- 0	1- 0	HOME	1- 0	0- 0	2- 1				
3- 2	0- 0	0- 0	AWAY	0- 1	0- 1	3- 0				
1- 0	0- 0	0- 0	NEUTRAL	0- 0	0- 0	1- 0				
7- 9	1- 1	1- 3	CONFERENCE	0- 4	1- 0	4- 1				
4- 3	1- 0	1- 1	HOME	0- 2	0- 0	2- 0				
3- 6	0- 1	0- 2	AWAY	0- 2	1- 0	2- 1				
0- 0	0- 0	0- 0	NEUTRAL	0- 0	0- 0	0- 0				

RPI	S	Opponent	Score	RPI	S	Opponent	Score	RPI	S	Opponent	Score	RPI	S	Opponent	Score	Team's RPI: 104
9	A	Missouri St.	57 88	26	A	Drake	76 91	61	A	Illinois St.	56 66	112	A	Southeast Mo. St.	65 79	
9	H	Missouri St.	70 68	26	H	Drake	65 73	61	H	Illinois St.	54 62	149	A	Valparaiso	67 51	
				41	A	Bradley	57 61	74	A	IUPUI	78 81	162	A	Loyola Chicago	49 51	
				41	H	Bradley	64 50	75	A	UNI	66 71	175	A	Eastern Mich.	85 54	
				47	H	UT Martin	70 59	75	H	UNI	57 60	190	A	Northern Ill.	80 61	
								91	H	Saint Louis	61 53	200	H	Memphis	66 70	
												206	N	Western Ill.	79 65	
												210	H	Tennessee Tech	76 65	
												233	H	Murray St.	76 66	
												274	A	Indiana St.	78 55	
												274	H	Indiana St.	60 42	
												331	A	Evansville	70 57	
												331	H	Evansville	99 60	
												338	A	SIUE	103 67	
LAST 10 Division I																
61	A	Illinois St.	56 66	75	A	UNI	66 71									
41	A	Bradley	57 61	26	A	Drake	76 91									
331	H	Evansville	99 60	41	H	Bradley	64 50									
274	H	Indiana St.	60 42	61	H	Illinois St.	54 62									
9	A	Missouri St.	57 88	274	A	Indiana St.	78 55									

Non-Div I Games:

Southern Ill.

Average RPI Win:	263	WON-LOST	WINNING	LAST 10	STRENGTH OF	OPP. STRENGTH	TEAM	ADJ.	CONF.	ADJ CONF.
Average RPI Loss:	112	RECORD	PCT. RANK	GAMES	SCHEDULE	OF SCHEDULE	RPI	RPI	RPI	RPI
DIV. I ONLY	12- 13	188	3-7	199	161	203	203	13	13	
DIV. I NON-CONF.	6- 3	90	0	318	238	204	204	16	16	
TOTALS	RPI 1-25	RPI 26-50	W-L RECORDS	RPI 51-100	RPI 101-150	RPI 150+				
12- 13	0- 2	0- 2	OVERALL	1- 3	0- 1	11- 5				
7- 7	0- 0	0- 2	HOME	1- 1	0- 1	6- 3				
5- 6	0- 2	0- 0	AWAY	0- 2	0- 0	5- 2				
0- 0	0- 0	0- 0	NEUTRAL	0- 0	0- 0	0- 0				
6- 3	0- 1	0- 0	NON-CONFERENCE	1- 0	0- 0	5- 2				
5- 1	0- 0	0- 0	HOME	1- 0	0- 0	4- 1				
1- 2	0- 1	0- 0	AWAY	0- 0	0- 0	1- 1				
0- 0	0- 0	0- 0	NEUTRAL	0- 0	0- 0	0- 0				
6- 10	0- 1	0- 2	CONFERENCE	0- 3	0- 1	6- 3				
2- 6	0- 0	0- 2	HOME	0- 1	0- 1	2- 2				
4- 4	0- 1	0- 0	AWAY	0- 2	0- 0	4- 1				
0- 0	0- 0	0- 0	NEUTRAL	0- 0	0- 0	0- 0				

RPI	S	Opponent	Score	RPI	S	Opponent	Score	RPI	S	Opponent	Score	RPI	S	Opponent	Score	Team's RPI: 203
14	A	Mississippi St.	58 91	31	H	Western Ky.	65 81	55	A	Charlotte	59 63	124	H	UAB	68 74	
23	A	Old Dominion	50 67	49	H	Middle Tenn.	69 77	55	H	Charlotte	55 59	166	H	Tulane	58 62	
								62	A	Rice	64 75	194	A	Fla. Atlantic	71 67	
								96	H	VCU	51 39	209	A	Houston	60 75	
												214	A	UTEP	72 80	
												214	H	UTEP	72 89	
												237	H	Southeastern La.	62 54	
												238	H	South Alabama	62 55	
												246	H	Marshall	65 80	
												248	A	North Texas	65 57	
												272	A	Louisiana Tech	63 61	
												272	H	Louisiana Tech	66 60	
												285	H	Ole Miss	59 53	
												301	A	FIU	58 53	
												311	H	UTSA	82 65	
												348	A	La.-Monroe	57 42	
												351	H	Mississippi Val.	84 80	
LAST 10 Division I																
214	A	UTEP	72 80	31	H	Western Ky.	65 81	246	H	Marshall	65 80					
55	H	Charlotte	55 59	55	A	Charlotte	59 63									
272	A	Louisiana Tech	63 61	23	A	Old Dominion	50 67									
301	A	FIU	58 53	49	H	Middle Tenn.	69 77									
194	A	Fla. Atlantic	71 67													

Non-Div I Games: Faulkner 71 59 William Carey 77 47

Southern Miss.

Average RPI Win:	323	WON-LOST	WINNING	LAST 10	STRENGTH OF	OPP. STRENGTH	TEAM	ADJ.	CONF.	ADJ CONF.
Average RPI Loss:	136	RECORD	PCT. RANK	GAMES	SCHEDULE	OF SCHEDULE	RPI	RPI	RPI	RPI
DIV. I ONLY	11- 14	213	7-3	324	316	253	253	32	32	
DIV. I NON-CONF.	0- 9	338	0	84	6	300	300	31	31	
TOTALS	RPI 1-25	RPI 26-50	W-L RECORDS	RPI 51-100	RPI 101-150	RPI 150+				
11- 14	0- 0	0- 2	OVERALL	0- 4	0- 2	11- 6				
6- 1	0- 0	0- 0	HOME	0- 0	0- 0	6- 1				
5- 11	0- 0	0- 2	AWAY	0- 4	0- 1	5- 4				
0- 2	0- 0	0- 0	NEUTRAL	0- 0	0- 1	0- 1				
0- 9	0- 0	0- 2	NON-CONFERENCE	0- 4	0- 1	0- 2				
0- 0	0- 0	0- 0	HOME	0- 0	0- 0	0- 0				
0- 7	0- 0	0- 2	AWAY	0- 4	0- 0	0- 1				
0- 2	0- 0	0- 0	NEUTRAL	0- 0	0- 1	0- 1				
11- 5	0- 0	0- 0	CONFERENCE	0- 0	0- 1	11- 4				
6- 1	0- 0	0- 0	HOME	0- 0	0- 0	6- 1				
5- 4	0- 0	0- 0	AWAY	0- 0	0- 1	5- 3				
0- 0	0- 0	0- 0	NEUTRAL	0- 0	0- 0	0- 0				

RPI	S	Opponent	Score	RPI	S	Opponent	Score	RPI	S	Opponent	Score	RPI	S	Opponent	Score	Team's RPI: 253
42	A	Rutgers	58	78	51	A	Oklahoma St.	59	72	107	N	Washington St.	54	69		
44	A	Texas	39	93	52	A	Iowa St.	36	69	135	A	Texas Southern	56	61		
					88	A	Nebraska	39	73	158	A	Jackson St.	57	60		
					89	A	Fordham	52	65	158	H	Jackson St.	51	72		
										171	A	Wichita St.	63	69		
										241	A	Alabama A&M	57	59		
										241	H	Alabama A&M	55	46		
										250	N	UNC Asheville	34	53		
										295	A	Prairie View	68	48		
										320	A	Alabama St.	61	51		
										320	H	Alabama St.	69	47		
										324	A	Alcorn	53	58		
										324	H	Alcorn	74	57		
										327	A	Ark.-Pine Bluff	70	43		
										327	H	Ark.-Pine Bluff	85	61		
										347	A	Grambling	70	51		
										347	H	Grambling	81	57		
										351	A	Mississippi Val.	84	54		
										351	H	Mississippi Val.	71	40		
LAST 10 Division I																
324	A	Alcorn	53	58	158	A	Jackson St.	57	60							
241	A	Alabama A&M	57	59	347	A	Grambling	70	51							
320	A	Alabama St.	61	51	324	H	Alcorn	74	57							
351	H	Mississippi Val.	71	40	241	H	Alabama A&M	55	46							
327	H	Ark.-Pine Bluff	85	61	320	H	Alabama St.	69	47							

Non-Div I Games: Tougaloo 100 39 Wiley 78 55

Southern U.

■ Loss,
 ■ Non-Conf,
 ■ S Site,
 ■ Home
 ■ A Away
 N Neutral

Southern Utah

Through Games Of March 2, 2020

Average RPI Win:	250	WON-LOST	WINNING	LAST 10	STRENGTH OF	OPP. STRENGTH	TEAM	ADJ.	CONF.	ADJ CONF.
Average RPI Loss:	171	RECORD	PCT. RANK	GAMES	SCHEDULE	OF SCHEDULE	RPI	RPI	RPI	RPI
DIV. I ONLY	16- 11	118	7-3	289	241	176	176	18	18	
DIV. I NON-CONF.	6- 3	90	0	205	314	113	113	17	17	
TOTALS	RPI 1-25	RPI 26-50	W-L RECORDS	RPI 51-100	RPI 101-150	RPI 150+				
16- 11	0- 1	0- 0	OVERALL	0- 1	0- 2	16- 7				
11- 2	0- 0	0- 0	HOME	0- 0	0- 1	11- 1				
5- 9	0- 1	0- 0	AWAY	0- 1	0- 1	5- 6				
0- 0	0- 0	0- 0	NEUTRAL	0- 0	0- 0	0- 0				
6- 3	0- 1	0- 0	NON-CONFERENCE	0- 0	0- 0	6- 2				
5- 0	0- 0	0- 0	HOME	0- 0	0- 0	5- 0				
1- 3	0- 1	0- 0	AWAY	0- 0	0- 0	1- 2				
0- 0	0- 0	0- 0	NEUTRAL	0- 0	0- 0	0- 0				
10- 8	0- 0	0- 0	CONFERENCE	0- 1	0- 2	10- 5				
6- 2	0- 0	0- 0	HOME	0- 0	0- 1	6- 1				
4- 6	0- 0	0- 0	AWAY	0- 1	0- 1	4- 4				
0- 0	0- 0	0- 0	NEUTRAL	0- 0	0- 0	0- 0				

RPI 1-25				RPI 26-50				RPI 51-100				RPI 101+ Team's RPI: 176			
RPI	S	Opponent	Score	RPI	S	Opponent	Score	RPI	S	Opponent	Score	RPI	S	Opponent	Score
18	A	Oregon St.	45 95					78	A	Montana St.	65 91	116	A	Idaho	57 70
												116	H	Idaho	56 71
												159	A	Idaho St.	54 73
												159	H	Idaho St.	72 65
												160	A	Montana	74 81
												163	A	Northern Ariz.	76 84
												163	H	Northern Ariz.	82 64
												216	H	Cal St. Fullerton	79 63
												217	H	Oral Roberts	72 58
												219	H	UNLV	72 68
												223	A	Portland St.	81 72
												223	H	Portland St.	71 58
												224	A	Northern Colo.	68 55
												224	H	Northern Colo.	64 50
												229	A	Denver	73 81
												240	A	Grand Canyon	65 69
												276	H	UC Irvine	82 68
												296	A	Utah Valley	71 58
												303	A	Sacramento St.	82 87
												303	H	Sacramento St.	62 71
												304	H	UC Riverside	79 68
												308	A	Eastern Wash.	70 67
												308	H	Eastern Wash.	71 50
												322	A	Weber St.	87 71
												322	H	Weber St.	82 66
LAST 10 Division I															
				116	A	Idaho	57 70					303	H	Sacramento St.	62 71
				308	A	Eastern Wash.	70 67					223	A	Portland St.	81 72
				322	H	Weber St.	82 66					224	A	Northern Colo.	68 55
				224	H	Northern Colo.	64 50					159	A	Idaho St.	54 73
				163	H	Northern Ariz.	82 64					322	A	Weber St.	87 71

Non-Div I Games:

Southern Utah

■ Loss,
 ■ Non-Conf,
 ■ S Site,
 ■ Home
 ■ A Away
 N Neutral

St. Bonaventure

Through Games Of March 2, 2020

Average RPI Win:	207	WON-LOST	WINNING	LAST 10	STRENGTH OF	OPP. STRENGTH	TEAM	ADJ.	CONF.	ADJ CONF.
Average RPI Loss:	145	RECORD	PCT. RANK	GAMES	SCHEDULE	OF SCHEDULE	RPI	RPI	RPI	RPI
DIV. I ONLY	7- 22	307	3-7	134	171	294	294	12	12	
DIV. I NON-CONF.	3- 10	282	0	157	297	299	299	12	12	
TOTALS	RPI 1-25	RPI 26-50	W-L RECORDS	RPI 51-100	RPI 101-150	RPI 150+				
7- 22	0- 0	0- 2	OVERALL	0- 5	2- 6	5- 9				
6- 9	0- 0	0- 0	HOME	0- 1	2- 4	4- 4				
0- 12	0- 0	0- 2	AWAY	0- 4	0- 2	0- 4				
1- 1	0- 0	0- 0	NEUTRAL	0- 0	0- 0	1- 1				
3- 10	0- 0	0- 1	NON-CONFERENCE	0- 2	0- 1	3- 6				
2- 5	0- 0	0- 0	HOME	0- 1	0- 1	2- 3				
0- 4	0- 0	0- 1	AWAY	0- 1	0- 0	0- 2				
1- 1	0- 0	0- 0	NEUTRAL	0- 0	0- 0	1- 1				
4- 12	0- 0	0- 1	CONFERENCE	0- 3	2- 5	2- 3				
4- 4	0- 0	0- 0	HOME	0- 0	2- 3	2- 1				
0- 8	0- 0	0- 1	AWAY	0- 3	0- 2	0- 2				
0- 0	0- 0	0- 0	NEUTRAL	0- 0	0- 0	0- 0				

RPI S	Opponent	Score	RPI S	Opponent	Score	RPI S	Opponent	Score	RPI S	Opponent	Score	Team's RPI: 294
48	A Dayton	51 78	50	A Bucknell	60 68	63	H St. John's (NY)	56 68	123	A Duquesne	39 58	
						89	A Fordham	53 79	123	H Duquesne	57 80	
						91	A Saint Louis	51 72	128	A Richmond	59 63	
						96	A VCU	47 56	128	H Richmond	58 72	
						100	A Kent St.	58 81	129	H Buffalo	36 46	
									132	H Davidson	68 56	
									141	H George Washington	59 55	
									143	H Massachusetts	52 62	
									153	N Wright St.	57 56	
									154	H Akron	54 63	
									164	A Binghamton	67 78	
									187	H Cornell	42 70	
									189	A La Salle	61 67	
									197	N Saint Mary's (CA)	57 72	
									201	H Cleveland St.	62 65	
									215	A Rhode Island	67 69	
									215	H Rhode Island	64 59	
									231	H Saint Joseph's	60 61	
									245	H George Mason	62 47	
									282	H Niagara	71 67	
									283	H Oakland	80 66	
									337	A Canisius	82 84	
LAST 10 Division I												
123	H Duquesne	57 80	132	H Davidson	68 56							
48	A Dayton	51 78	141	H George Washington	59 55							
128	H Richmond	58 72	128	A Richmond	59 63							
215	A Rhode Island	67 69	123	A Duquesne	39 58							
96	A VCU	47 56	215	H Rhode Island	64 59							

Non-Div I Games:

St. Bonaventure

Loss, Non-Conf, S Site, H Home A Away N Neutral

St. Francis Brooklyn

Through Games Of March 2, 2020

Average RPI Win:	309	WON-LOST	WINNING	LAST 10	STRENGTH OF	OPP. STRENGTH	TEAM	ADJ.	CONF.	ADJ CONF.
Average RPI Loss:	196	RECORD	PCT. RANK	GAMES	SCHEDULE	OF SCHEDULE	RPI	RPI	RPI	RPI
DIV. I ONLY	7- 20	306	3-7	238	330	314	314	30	30	
DIV. I NON-CONF.	3- 7	252	0	167	223	250	250	30	30	
TOTALS	RPI 1-25	RPI 26-50	W-L RECORDS	RPI 51-100	RPI 101-150	RPI 150+				
7- 20	0- 1	0- 1	OVERALL	0- 2	0- 5	7- 11				
5- 7	0- 0	0- 0	HOME	0- 1	0- 2	5- 4				
2- 11	0- 1	0- 1	AWAY	0- 1	0- 2	2- 6				
0- 2	0- 0	0- 0	NEUTRAL	0- 0	0- 1	0- 1				
3- 7	0- 1	0- 1	NON-CONFERENCE	0- 2	0- 1	3- 2				
2- 1	0- 0	0- 0	HOME	0- 1	0- 0	2- 0				
1- 4	0- 1	0- 1	AWAY	0- 1	0- 0	1- 1				
0- 2	0- 0	0- 0	NEUTRAL	0- 0	0- 1	0- 1				
4- 13	0- 0	0- 0	CONFERENCE	0- 0	0- 4	4- 9				
3- 6	0- 0	0- 0	HOME	0- 0	0- 2	3- 4				
1- 7	0- 0	0- 0	AWAY	0- 0	0- 2	1- 5				
0- 0	0- 0	0- 0	NEUTRAL	0- 0	0- 0	0- 0				

RPI 1-25				RPI 26-50				RPI 51-100				RPI 101+ Team's RPI: 314			
RPI	S	Opponent	Score	RPI	S	Opponent	Score	RPI	S	Opponent	Score	RPI	S	Opponent	Score
11	A	Princeton	44 76	28	A	Marquette	71 92	64	A	Boston College	69 106	118	A	Robert Morris	44 69
								81	H	Stony Brook	73 86	118	H	Robert Morris	59 70
												134	N	Pacific	62 71
												142	A	Mt. St. Mary's	60 69
												142	H	Mt. St. Mary's	62 67
												182	A	Merrimack	54 80
												182	H	Merrimack	54 72
												266	H	Loyola Maryland	89 78
												275	A	Saint Francis (PA)	72 82
												275	H	Saint Francis (PA)	59 67
												279	H	Army West Point	70 64
												298	A	Wagner	66 74
												298	H	Wagner	53 74
												300	N	Ga. Southern	47 78
												302	A	Sacred Heart	63 84
												302	H	Sacred Heart	71 70
												317	H	Fairleigh Dickinson	57 62
												319	A	Albany (NY)	49 41
												326	A	Bryant	59 78
												326	H	Bryant	80 77
												330	A	NJIT	69 88
												335	A	LIU Brooklyn	71 54
												335	H	LIU Brooklyn	88 63
LAST 10 Division I															
				182	H	Merrimack	54 72					326	A	Bryant	59 78
				302	A	Sacred Heart	63 84					142	H	Mt. St. Mary's	62 67
				298	H	Wagner	53 74					182	A	Merrimack	54 80
				326	H	Bryant	80 77					302	H	Sacred Heart	71 70
				335	A	LIU Brooklyn	71 54					118	H	Robert Morris	59 70

Non-Div I Games: East Stroudsburg 84 62

St. Francis Brooklyn

Loss, Non-Conf, S Site, H Home A Away N Neutral

St. John's (NY)

Through Games Of March 2, 2020

Average RPI Win:	162	WON-LOST	WINNING	LAST 10	STRENGTH OF	OPP. STRENGTH	TEAM	ADJ.	CONF.	ADJ CONF.
Average RPI Loss:	72	RECORD	PCT. RANK	GAMES	SCHEDULE	OF SCHEDULE	RPI	RPI	RPI	RPI
DIV. I ONLY	18- 11	98	6-4	72	77	63	63	6	6	
DIV. I NON-CONF.	7- 4	100	0	73	166	59	59	6	6	
TOTALS	RPI 1-25	RPI 26-50	W-L RECORDS	RPI 51-100	RPI 101-150	RPI 150+				
18- 11	0- 2	2- 4	OVERALL	5- 3	2- 0	9- 2				
11- 3	0- 1	1- 1	HOME	2- 1	2- 0	6- 0				
7- 7	0- 1	1- 3	AWAY	3- 1	0- 0	3- 2				
0- 1	0- 0	0- 0	NEUTRAL	0- 1	0- 0	0- 0				
7- 4	0- 0	0- 2	NON-CONFERENCE	1- 1	2- 0	4- 1				
5- 0	0- 0	0- 0	HOME	0- 0	2- 0	3- 0				
2- 3	0- 0	0- 2	AWAY	1- 0	0- 0	1- 1				
0- 1	0- 0	0- 0	NEUTRAL	0- 1	0- 0	0- 0				
11- 7	0- 2	2- 2	CONFERENCE	4- 2	0- 0	5- 1				
6- 3	0- 1	1- 1	HOME	2- 1	0- 0	3- 0				
5- 4	0- 1	1- 1	AWAY	2- 1	0- 0	2- 1				
0- 0	0- 0	0- 0	NEUTRAL	0- 0	0- 0	0- 0				

RPI 1-25				RPI 26-50				RPI 51-100 Team's RPI: 63				RPI 101+			
RPI	S	Opponent	Score	RPI	S	Opponent	Score	RPI	S	Opponent	Score	RPI	S	Opponent	Score
20	A	DePaul	69 74	28	A	Marquette	85 94	53	A	Yale	80 66	127	H	Wake Forest	82 74
20	H	DePaul	65 71	28	H	Marquette	57 67	72	A	Villanova	64 66	143	H	Massachusetts	82 71
				36	A	James Madison	73 76	72	H	Villanova	62 67	161	H	Lafayette	76 44
				39	A	Florida St.	70 74	73	A	Seton Hall	82 66	184	A	Providence	53 54
				45	A	Creighton	77 70	73	H	Seton Hall	77 76	184	H	Providence	64 58
				45	H	Creighton	63 58	74	N	IUPUI	78 85	219	A	UNLV	75 79
								93	A	Butler	67 42	232	H	Fairfield	71 69
								93	H	Butler	85 80	243	A	Georgetown	74 68
												243	H	Georgetown	71 54
												263	A	Xavier	75 67
												263	H	Xavier	74 37
												279	H	Army West Point	96 60
												294	A	St. Bonaventure	68 56
LAST 10 Division I															
263	H	Xavier	74 37	28	H	Marquette	57 67								
93	H	Butler	85 80	20	H	DePaul	65 71								
73	H	Seton Hall	77 76	243	A	Georgetown	74 68								
184	A	Providence	53 54	72	A	Villanova	64 66								
45	A	Creighton	77 70	73	A	Seton Hall	82 66								

Non-Div I Games:

St. John's (NY)

■ Loss,
 ■ Non-Conf,
 ■ S Site,
 ■ H Home
 ■ A Away
 N Neutral

Average RPI Win:	112	WON-LOST	WINNING	LAST 10	STRENGTH OF	OPP. STRENGTH	TEAM	ADJ.	CONF.	ADJ CONF.
Average RPI Loss:	18	RECORD	PCT. RANK	GAMES	SCHEDULE	OF SCHEDULE	RPI	RPI	RPI	RPI
DIV. I ONLY	25- 5	22	7-3	17	4	8	8	1	1	
DIV. I NON-CONF.	11- 1	13	0	50	47	8	8	1	1	
TOTALS	RPI 1-25	RPI 26-50	W-L RECORDS	RPI 51-100	RPI 101-150	RPI 150+				
25- 5	5- 3	1- 2	OVERALL	4- 0	10- 0	5- 0				
14- 2	3- 2	0- 0	HOME	3- 0	5- 0	3- 0				
8- 3	1- 1	1- 2	AWAY	1- 0	4- 0	1- 0				
3- 0	1- 0	0- 0	NEUTRAL	0- 0	1- 0	1- 0				
11- 1	3- 0	0- 1	NON-CONFERENCE	1- 0	2- 0	5- 0				
7- 0	2- 0	0- 0	HOME	1- 0	1- 0	3- 0				
1- 1	0- 0	0- 1	AWAY	0- 0	0- 0	1- 0				
3- 0	1- 0	0- 0	NEUTRAL	0- 0	1- 0	1- 0				
14- 4	2- 3	1- 1	CONFERENCE	3- 0	8- 0	0- 0				
7- 2	1- 2	0- 0	HOME	2- 0	4- 0	0- 0				
7- 2	1- 1	1- 1	AWAY	1- 0	4- 0	0- 0				
0- 0	0- 0	0- 0	NEUTRAL	0- 0	0- 0	0- 0				

RPI 1-25				Team's RPI: 8				RPI 26-50				RPI 51-100				RPI 101+			
RPI	S	Opponent	Score		RPI	S	Opponent	Score		RPI	S	Opponent	Score		RPI	S	Opponent	Score	
2	A	Oregon	55	87	27	A	Arizona	72	73	59	H	Tennessee	78	51	103	N	Syracuse	77	59
2	H	Oregon	66	74	30	A	Arizona St.	55	44	80	A	Colorado	69	66	107	A	Washington St.	71	49
9	H	Gonzaga	76	70	44	A	Texas	64	69	80	H	Colorado	76	68	107	H	Washington St.	77	58
13	H	UCLA	69	79						84	H	Southern California	79	59	115	A	Utah	97	64
14	N	Mississippi St.	67	62											115	H	Utah	82	49
18	A	Oregon St.	61	58											125	A	Washington	58	41
18	H	Oregon St.	63	60											125	H	Washington	77	56
22	H	Ohio St.	71	52											129	H	Buffalo	88	69
LAST 10 Division I																			
30	A	Arizona St.	55	44	115	A	Utah	97	64										
27	A	Arizona	72	73	84	H	Southern California	79	59										
2	H	Oregon	66	74	13	H	UCLA	69	79										
18	H	Oregon St.	63	60	107	A	Washington St.	71	49										
80	A	Colorado	69	66	125	A	Washington	58	41										

Non-Div I Games:

Stanford

■ Loss,
 ■ Non-Conf,
 ■ S Site,
 ■ H Home
 ■ A Away
 N Neutral

Average RPI Win:	254	WON-LOST	WINNING	LAST 10	STRENGTH OF	OPP. STRENGTH	TEAM	ADJ.	CONF.	ADJ CONF.
Average RPI Loss:	119	RECORD	PCT. RANK	GAMES	SCHEDULE	OF SCHEDULE	RPI	RPI	RPI	RPI
DIV. I ONLY	9- 17	270	5-5	138	169	227	227	16	16	
DIV. I NON-CONF.	3- 7	252	0	117	182	224	224	14	14	
TOTALS	RPI 1-25	RPI 26-50	W-L RECORDS	RPI 51-100	RPI 101-150	RPI 150+				
9- 17	0- 1	0- 3	OVERALL	0- 4	2- 4	7- 5				
4- 8	0- 0	0- 1	HOME	0- 1	1- 3	3- 3				
5- 8	0- 1	0- 2	AWAY	0- 3	1- 1	4- 1				
0- 1	0- 0	0- 0	NEUTRAL	0- 0	0- 0	0- 1				
3- 7	0- 1	0- 1	NON-CONFERENCE	0- 2	0- 2	3- 1				
2- 2	0- 0	0- 0	HOME	0- 0	0- 2	2- 0				
1- 4	0- 1	0- 1	AWAY	0- 2	0- 0	1- 0				
0- 1	0- 0	0- 0	NEUTRAL	0- 0	0- 0	0- 1				
6- 10	0- 0	0- 2	CONFERENCE	0- 2	2- 2	4- 4				
2- 6	0- 0	0- 1	HOME	0- 1	1- 1	1- 3				
4- 4	0- 0	0- 1	AWAY	0- 1	1- 1	3- 1				
0- 0	0- 0	0- 0	NEUTRAL	0- 0	0- 0	0- 0				

RPI 1-25				RPI 26-50				RPI 51-100				RPI 101+ Team's RPI: 227			
RPI	S	Opponent	Score	RPI	S	Opponent	Score	RPI	S	Opponent	Score	RPI	S	Opponent	Score
25	A	Kentucky	48 67	34	A	FGCU	54 67	59	A	Tennessee	46 73	106	H	Bethune-Cookman	55 59
				34	H	FGCU	47 89	66	A	Penn	41 81	121	H	Holy Cross	63 75
				37	A	UCF	40 66	98	A	Liberty	53 73	139	A	North Florida	60 52
								98	H	Liberty	48 57	139	H	North Florida	60 62
												144	A	North Ala.	57 68
												144	H	North Ala.	69 60
												152	A	Jacksonville	52 57
												152	H	Jacksonville	57 71
												225	A	Kennesaw St.	67 61
												225	H	Kennesaw St.	67 70
												242	H	Tulsa	66 60
												255	A	Lipscomb	48 34
												255	H	Lipscomb	59 65
												275	N	Saint Francis (PA)	73 78
												281	A	Morehead St.	58 55
												330	A	NJIT	68 49
												330	H	NJIT	72 49
												337	H	Canisius	68 52
LAST 10 Division I															
139	H	North Florida	60 62	225	H	Kennesaw St.	67 70								
152	H	Jacksonville	57 71	34	A	FGCU	54 67								
330	A	NJIT	68 49	139	A	North Florida	60 52								
98	A	Liberty	53 73	255	A	Lipscomb	48 34								
144	H	North Ala.	69 60	330	H	NJIT	72 49								

Non-Div I Games: Palm Beach Atl. 77 46 Trinity Baptist 116 40 Fla. National 80 37

Stetson

Stony Brook

Through Games Of March 2, 2020

Average RPI Win: 255	WON-LOST	WINNING	LAST 10	STRENGTH OF	OPP. STRENGTH	TEAM	ADJ.	CONF.	ADJ CONF.
Average RPI Loss: 184	RECORD	PCT. RANK	GAMES	SCHEDULE	OF SCHEDULE	RPI	RPI	RPI	RPI
DIV. I ONLY	25- 3	10	8-2	329	303	81	81	26	26
DIV. I NON-CONF.	11- 1	13	0	297	303	68	68	27	27
TOTALS	RPI 1-25	RPI 26-50	W-L RECORDS	RPI 51-100	RPI 101-150	RPI 150+			
25- 3	0- 0	1- 1	OVERALL	0- 0	1- 0	23- 2			
12- 0	0- 0	1- 0	HOME	0- 0	0- 0	11- 0			
11- 3	0- 0	0- 1	AWAY	0- 0	0- 0	11- 2			
2- 0	0- 0	0- 0	NEUTRAL	0- 0	1- 0	1- 0			
11- 1	0- 0	1- 1	NON-CONFERENCE	0- 0	1- 0	9- 0			
4- 0	0- 0	1- 0	HOME	0- 0	0- 0	3- 0			
5- 1	0- 0	0- 1	AWAY	0- 0	0- 0	5- 0			
2- 0	0- 0	0- 0	NEUTRAL	0- 0	1- 0	1- 0			
14- 2	0- 0	0- 0	CONFERENCE	0- 0	0- 0	14- 2			
8- 0	0- 0	0- 0	HOME	0- 0	0- 0	8- 0			
6- 2	0- 0	0- 0	AWAY	0- 0	0- 0	6- 2			
0- 0	0- 0	0- 0	NEUTRAL	0- 0	0- 0	0- 0			

RPI S	Opponent	Score	RPI S	Opponent	Score	RPI S	Opponent	Score	RPI S	Opponent	Score
			35	A Arkansas	58 88				146	N Western Mich.	50 47
			50	H Bucknell	78 73				164	A Binghamton	67 60
									164	H Binghamton	58 54
									172	A Maine	62 64
									172	H Maine	73 69
									186	H Manhattan	59 54
									218	A UMass Lowell	89 69
									218	H UMass Lowell	60 41
									244	N Morgan St.	63 56
									249	H Iona	59 40
									267	A New Hampshire	53 44
									267	H New Hampshire	52 50
									290	A UMBC	66 49
									290	H UMBC	57 45
									293	A Pittsburgh	59 56
									298	A Wagner	66 45
									302	H Sacred Heart	54 50
									306	A Vermont	72 68
									306	H Vermont	67 49
									314	A St. Francis Brooklyn	86 73
									319	A Albany (NY)	73 53
									319	H Albany (NY)	53 44
									325	A Hofstra	81 38
									335	A LIU Brooklyn	80 49
									344	A Hartford	67 70
									344	H Hartford	66 55
LAST 10 Division I											
			319	H Albany (NY)	53 44				267	H New Hampshire	52 50
			344	A Hartford	67 70				218	A UMass Lowell	89 69
			172	A Maine	62 64				290	A UMBC	66 49
			306	A Vermont	72 68				218	H UMass Lowell	60 41
			164	H Binghamton	58 54				164	A Binghamton	67 60

Non-Div I Games: Molloy 66 49

Stony Brook

Loss, Non-Conf, S Site, H Home A Away N Neutral

Syracuse

Through Games Of March 2, 2020

Average RPI Win:	167	WON-LOST	WINNING	LAST 10	STRENGTH OF	OPP. STRENGTH	TEAM	ADJ.	CONF.	ADJ CONF.
Average RPI Loss:	57	RECORD	PCT. RANK	GAMES	SCHEDULE	OF SCHEDULE	RPI	RPI	RPI	RPI
DIV. I ONLY	15- 14	164	6-4	57	26	103	103	5	5	
DIV. I NON-CONF.	6- 5	151	0	89	32	123	123	4	4	
TOTALS	RPI 1-25	RPI 26-50	W-L RECORDS	RPI 51-100	RPI 101-150	RPI 150+				
15- 14	1- 5	2- 1	OVERALL	3- 5	2- 3	7- 0				
10- 4	1- 2	2- 0	HOME	1- 2	1- 0	5- 0				
3- 7	0- 2	0- 1	AWAY	1- 2	1- 2	1- 0				
2- 3	0- 1	0- 0	NEUTRAL	1- 1	0- 1	1- 0				
6- 5	0- 2	0- 1	NON-CONFERENCE	2- 1	0- 1	4- 0				
4- 1	0- 1	0- 0	HOME	1- 0	0- 0	3- 0				
0- 1	0- 0	0- 1	AWAY	0- 0	0- 0	0- 0				
2- 3	0- 1	0- 0	NEUTRAL	1- 1	0- 1	1- 0				
9- 9	1- 3	2- 0	CONFERENCE	1- 4	2- 2	3- 0				
6- 3	1- 1	2- 0	HOME	0- 2	1- 0	2- 0				
3- 6	0- 2	0- 0	AWAY	1- 2	1- 2	1- 0				
0- 0	0- 0	0- 0	NEUTRAL	0- 0	0- 0	0- 0				

RPI 1-25				RPI 26-50				RPI 51-100				RPI 101+ Team's RPI: 103			
RPI	S	Opponent	Score	RPI	S	Opponent	Score	RPI	S	Opponent	Score	RPI	S	Opponent	Score
2	H	Oregon	64 81	32	H	Virginia Tech	67 65	57	A	Virginia	41 57	101	A	Notre Dame	70 72
5	A	Louisville	58 62	38	A	Michigan	76 84	64	A	Boston College	89 79	101	H	Notre Dame	74 63
5	H	Louisville	59 51	39	H	Florida St.	90 89	64	H	Boston College	81 88	120	N	Green Bay	73 79
8	N	Stanford	59 77					64	N	West Virginia	69 71	127	A	Wake Forest	60 65
21	A	NC State	60 69					71	H	Georgia Tech	64 82	138	A	North Carolina	74 56
24	H	Duke	58 88					87	H	Ohio	66 54	209	N	Houston	87 62
								92	N	Michigan St.	77 63	228	H	Clemson	59 46
								97	A	Miami (FL)	62 77	290	H	UMBC	82 48
												293	A	Pittsburgh	69 51
												293	H	Pittsburgh	71 53
												315	H	UMES	65 50
												319	H	Albany (NY)	75 53
LAST 10 Division I															
				64	H	Boston College	81 88	138	A	North Carolina	74 56				
				21	A	NC State	60 69	5	H	Louisville	59 51				
				101	A	Notre Dame	70 72	64	A	Boston College	89 79				
				228	H	Clemson	59 46	57	A	Virginia	41 57				
				293	H	Pittsburgh	71 53	32	H	Virginia Tech	67 65				

Non-Div I Games:

Syracuse

■ Loss,
■ Non-Conf,
■ S Site,
■ H Home
■ A Away
N Neutral

Average RPI Win:	120	WON-LOST	WINNING	LAST 10	STRENGTH OF	OPP. STRENGTH	TEAM	ADJ.	CONF.	ADJ CONF.
Average RPI Loss:	53	RECORD	PCT. RANK	GAMES	SCHEDULE	OF SCHEDULE	RPI	RPI	RPI	RPI
DIV. I ONLY	20- 7	43	7-3	19	29	19	19	3	3	
DIV. I NON-CONF.	9- 2	37	0	102	80	29	29	3	3	
TOTALS	RPI 1-25	RPI 26-50	W-L RECORDS	RPI 51-100	RPI 101-150	RPI 150+				
20- 7	0- 3	1- 2	OVERALL	10- 0	4- 2	5- 0				
12- 3	0- 1	0- 1	HOME	6- 0	3- 1	3- 0				
8- 4	0- 2	1- 1	AWAY	4- 0	1- 1	2- 0				
0- 0	0- 0	0- 0	NEUTRAL	0- 0	0- 0	0- 0				
9- 2	0- 1	0- 1	NON-CONFERENCE	2- 0	2- 0	5- 0				
7- 0	0- 0	0- 0	HOME	2- 0	2- 0	3- 0				
2- 2	0- 1	0- 1	AWAY	0- 0	0- 0	2- 0				
0- 0	0- 0	0- 0	NEUTRAL	0- 0	0- 0	0- 0				
11- 5	0- 2	1- 1	CONFERENCE	8- 0	2- 2	0- 0				
5- 3	0- 1	0- 1	HOME	4- 0	1- 1	0- 0				
6- 2	0- 1	1- 0	AWAY	4- 0	1- 1	0- 0				
0- 0	0- 0	0- 0	NEUTRAL	0- 0	0- 0	0- 0				

RPI	S	Opponent	Score	RPI	S	Opponent	Score	RPI	S	Opponent	Score	RPI	S	Opponent	Score
4	A	Baylor	62 81	44	A	Texas	65 63	51	A	Oklahoma St.	72 68	111	A	Kansas	87 74
4	H	Baylor	57 66	44	H	Texas	67 77	51	H	Oklahoma St.	49 37	111	H	Kansas	73 59
17	A	Texas A&M	68 70	49	A	Middle Tenn.	70 82	52	A	Iowa St.	77 74	114	H	Auburn	80 65
								52	H	Iowa St.	82 72	118	H	Robert Morris	66 61
								64	H	West Virginia	73 60	126	A	Texas Tech	83 87
								77	A	Oklahoma	82 63	126	H	Texas Tech	76 80
								85	A	Kansas St.	54 52	187	H	Cornell	59 49
								85	H	Kansas St.	65 61	221	A	SMU	57 56
								87	H	Ohio	79 72	252	H	Texas St.	79 52
								95	H	Boise St.	77 65	260	H	Nicholls St.	72 47
												279	A	Army West Point	66 52
LAST 10 Division I															
126	A	Texas Tech	83 87	4	A	Baylor	62 81								
44	H	Texas	67 77	111	A	Kansas	87 74								
51	H	Oklahoma St.	49 37	85	H	Kansas St.	65 61								
85	A	Kansas St.	54 52	51	A	Oklahoma St.	72 68								
52	H	Iowa St.	82 72	64	H	West Virginia	73 60								

Non-Div I Games:

TCU

Average RPI Win: 158	WON-LOST	WINNING	LAST 10	STRENGTH OF	OPP. STRENGTH	TEAM	ADJ.	CONF.	ADJ CONF.
Average RPI Loss: 116	RECORD	PCT. RANK	GAMES	SCHEDULE	OF SCHEDULE	RPI	RPI	RPI	RPI
DIV. I ONLY	15- 14	164	3-7	71	83	117	117	9	9
DIV. I NON-CONF.	8- 5	117	0	36	85	64	64	9	9
TOTALS	RPI 1-25	RPI 26-50	W-L RECORDS	RPI 51-100	RPI 101-150	RPI 150+			
15- 14	0- 2	2- 3	OVERALL	3- 2	1- 1	9- 6			
10- 5	0- 2	1- 1	HOME	3- 0	1- 0	5- 2			
5- 7	0- 0	1- 1	AWAY	0- 2	0- 0	4- 4			
0- 2	0- 0	0- 1	NEUTRAL	0- 0	0- 1	0- 0			
8- 5	0- 1	1- 2	NON-CONFERENCE	2- 0	1- 1	4- 1			
5- 2	0- 1	0- 1	HOME	2- 0	1- 0	2- 0			
3- 1	0- 0	1- 0	AWAY	0- 0	0- 0	2- 1			
0- 2	0- 0	0- 1	NEUTRAL	0- 0	0- 1	0- 0			
7- 9	0- 1	1- 1	CONFERENCE	1- 2	0- 0	5- 5			
5- 3	0- 1	1- 0	HOME	1- 0	0- 0	3- 2			
2- 6	0- 0	0- 1	AWAY	0- 2	0- 0	2- 3			
0- 0	0- 0	0- 0	NEUTRAL	0- 0	0- 0	0- 0			

RPI	S	Opponent	Score	RPI	S	Opponent	Score	RPI	S	Opponent	Score	RPI	S	Opponent	Score	Team's RPI: 117
1	H	South Carolina	71 78	34	H	FGCU	67 93	66	H	Penn	76 72	123	H	Duquesne	85 72	
6	H	UConn	54 83	37	A	UCF	64 67	67	A	South Fla.	51 99	138	N	North Carolina	58 71	
				37	H	UCF	67 65	67	H	South Fla.	69 66	166	A	Tulane	50 53	
				45	N	Creighton	59 69	72	H	Villanova	74 69	171	A	Wichita St.	70 72	
				50	A	Bucknell	72 61	76	A	Cincinnati	81 86	171	H	Wichita St.	75 85	
												183	A	Towson	74 59	
												189	A	La Salle	72 69	
												200	H	Memphis	78 64	
												209	A	Houston	61 58	
												209	H	Houston	76 75	
												221	H	SMU	85 62	
												231	A	Saint Joseph's	63 67	
												232	H	Fairfield	77 59	
												235	A	East Carolina	50 56	
												242	A	Tulsa	74 65	
												242	H	Tulsa	64 68	
												263	H	Xavier	78 65	
LAST 10 Division I																
				166	A	Tulane	50 53	209	H	Houston	76 75					
				242	H	Tulsa	64 68	67	A	South Fla.	51 99					
				37	A	UCF	64 67	171	H	Wichita St.	75 85					
				235	A	East Carolina	50 56	37	H	UCF	67 65					
				200	H	Memphis	78 64	76	A	Cincinnati	81 86					

Non-Div I Games:

Temple

Tennessee

Through Games Of March 2, 2020

Average RPI Win:	196	WON-LOST	WINNING	LAST 10	STRENGTH OF	OPP. STRENGTH	TEAM	ADJ.	CONF.	ADJ CONF.
Average RPI Loss:	20	RECORD	PCT. RANK	GAMES	SCHEDULE	OF SCHEDULE	RPI	RPI	RPI	RPI
DIV. I ONLY	20- 9	63	5-5	113	49	59	59	4	4	
DIV. I NON-CONF.	10- 3	57	0	269	130	109	109	5	5	
TOTALS	RPI 1-25	RPI 26-50	W-L RECORDS	RPI 51-100	RPI 101-150	RPI 150+				
20- 9	0- 6	1- 3	OVERALL	2- 0	5- 0	12- 0				
13- 3	0- 2	1- 1	HOME	2- 0	1- 0	9- 0				
7- 6	0- 4	0- 2	AWAY	0- 0	4- 0	3- 0				
0- 0	0- 0	0- 0	NEUTRAL	0- 0	0- 0	0- 0				
10- 3	0- 2	0- 1	NON-CONFERENCE	0- 0	1- 0	9- 0				
7- 1	0- 0	0- 1	HOME	0- 0	0- 0	7- 0				
3- 2	0- 2	0- 0	AWAY	0- 0	1- 0	2- 0				
0- 0	0- 0	0- 0	NEUTRAL	0- 0	0- 0	0- 0				
10- 6	0- 4	1- 2	CONFERENCE	2- 0	4- 0	3- 0				
6- 2	0- 2	1- 0	HOME	2- 0	1- 0	2- 0				
4- 4	0- 2	0- 2	AWAY	0- 0	3- 0	1- 0				
0- 0	0- 0	0- 0	NEUTRAL	0- 0	0- 0	0- 0				

RPI	S	Opponent	Score	RPI	S	Opponent	Score	RPI	S	Opponent	Score	RPI	S	Opponent	Score
1	A	South Carolina	48 69	33	A	LSU	65 75	58	H	Alabama	65 63	101	A	Notre Dame	74 63
6	A	UConn	45 60	33	H	LSU	63 58	70	H	Georgia	73 56	110	A	Vanderbilt	78 69
8	A	Stanford	51 78	35	A	Arkansas	75 83					110	H	Vanderbilt	67 63
14	H	Mississippi St.	55 72	44	H	Texas	60 66					114	A	Auburn	56 55
17	H	Texas A&M	71 73									133	A	Florida	78 50
25	A	Kentucky	76 80									167	H	Missouri	77 66
												223	A	Portland St.	88 61
												227	H	Stetson	73 46
												234	H	Central Ark.	63 36
												265	H	Howard	88 38
												269	H	Air Force	81 54
												285	A	Ole Miss	84 28
												285	H	Ole Miss	77 66
												287	H	Colorado St.	79 41
												289	A	ETSU	72 68
												327	H	Ark.-Pine Bluff	92 51
												333	H	Tennessee St.	73 43
LAST 10 Division I															
114	A	Auburn	56 55	33	A	LSU	65 75								
285	H	Ole Miss	77 66	14	H	Mississippi St.	55 72								
110	H	Vanderbilt	67 63	1	A	South Carolina	48 69								
35	A	Arkansas	75 83	110	A	Vanderbilt	78 69								
17	H	Texas A&M	71 73	33	H	LSU	63 58								

Non-Div I Games:

Tennessee

■ Loss,
 ■ Non-Conf,
 ■ S Site,
 ■ Home
 ■ Away
 N Neutral

Tennessee St.

Through Games Of March 2, 2020

Average RPI Win:	260	WON-LOST	WINNING	LAST 10	STRENGTH OF	OPP. STRENGTH	TEAM	ADJ.	CONF.	ADJ CONF.
Average RPI Loss:	183	RECORD	PCT. RANK	GAMES	SCHEDULE	OF SCHEDULE	RPI	RPI	RPI	RPI
DIV. I ONLY	2- 24	347	2-8	186	271	333	333	20	20	
DIV. I NON-CONF.	0- 8	338	0	124	236	325	325	23	23	
TOTALS	RPI 1-25	RPI 26-50	W-L RECORDS	RPI 51-100	RPI 101-150	RPI 150+				
2- 24	0- 0	0- 2	OVERALL	0- 3	0- 4	2- 15				
1- 13	0- 0	0- 0	HOME	0- 1	0- 3	1- 9				
1- 11	0- 0	0- 2	AWAY	0- 2	0- 1	1- 6				
0- 0	0- 0	0- 0	NEUTRAL	0- 0	0- 0	0- 0				
0- 8	0- 0	0- 1	NON-CONFERENCE	0- 1	0- 3	0- 3				
0- 5	0- 0	0- 0	HOME	0- 0	0- 3	0- 2				
0- 3	0- 0	0- 1	AWAY	0- 1	0- 0	0- 1				
0- 0	0- 0	0- 0	NEUTRAL	0- 0	0- 0	0- 0				
2- 16	0- 0	0- 1	CONFERENCE	0- 2	0- 1	2- 12				
1- 8	0- 0	0- 0	HOME	0- 1	0- 0	1- 7				
1- 8	0- 0	0- 1	AWAY	0- 1	0- 1	1- 5				
0- 0	0- 0	0- 0	NEUTRAL	0- 0	0- 0	0- 0				

RPI S	Opponent	Score	RPI S	Opponent	Score	RPI S	Opponent	Score	RPI S	Opponent	Score	Team's RPI: 333
27	A Arizona	42 77	47	A UT Martin	71 88	56	A Belmont	58 70	109	H Columbia	65 75	
						56	H Belmont	51 84	110	H Vanderbilt	55 106	
						59	A Tennessee	43 73	112	A Southeast Mo. St.	54 83	
									144	H North Ala.	63 88	
									168	A Austin Peay	58 76	
									168	H Austin Peay	55 87	
									208	H Eastern Ill.	52 73	
									210	A Tennessee Tech	47 88	
									210	H Tennessee Tech	69 81	
									233	A Murray St.	62 100	
									233	H Murray St.	96 81	
									236	A Jacksonville St.	48 70	
									236	H Jacksonville St.	45 63	
									238	A South Alabama	48 70	
									255	H Lipscomb	64 74	
									281	A Morehead St.	60 69	
									281	H Morehead St.	47 84	
									286	A Eastern Ky.	67 64	
									286	H Eastern Ky.	55 61	
									324	H Alcorn	57 62	
									338	H SIUE	63 76	
LAST 10 Division I												
56	H Belmont	51 84	56	A Belmont	58 70							
236	H Jacksonville St.	45 63	233	H Murray St.	96 81							
281	A Morehead St.	60 69	168	H Austin Peay	55 87							
286	A Eastern Ky.	67 64	210	A Tennessee Tech	47 88							
210	H Tennessee Tech	69 81	236	A Jacksonville St.	48 70							

Non-Div I Games: Wilberforce 83 65 Fisk 91 50

Tennessee St.

Loss, Non-Conf, S Site, H Home A Away N Neutral

THROUGH GAMES OF MARCH 17, 1910				THROUGH GAMES OF MARCH 17, 1910						
Average RPI Win: 280		WON-LOST	WINNING	LAST 10	STRENGTH OF	OPP. STRENGTH	TEAM	ADJ.	CONF.	ADJ CONF.
Average RPI Loss: 113		RECORD	PCT. RANK	GAMES	SCHEDULE	OF SCHEDULE	RPI	RPI	RPI	RPI
DIV. I ONLY		15- 12	142	2-8	322	203	210	210	20	20
DIV. I NON-CONF.		5- 4	140	0	345	118	240	240	23	23
TOTALS		RPI 1-25	RPI 26-50		W-L RECORDS		RPI 51-100	RPI 101-150	RPI 150+	
15- 12	0- 0	0- 3		OVERALL		0- 2	0- 4		15- 3	
7- 4	0- 0	0- 1		HOME		0- 1	0- 1		7- 1	
7- 7	0- 0	0- 2		AWAY		0- 1	0- 3		7- 1	
1- 1	0- 0	0- 0		NEUTRAL		0- 0	0- 0		1- 1	
5- 4	0- 0	0- 1		NON-CONFERENCE		0- 0	0- 2		5- 1	
2- 0	0- 0	0- 0		HOME		0- 0	0- 0		2- 0	
2- 3	0- 0	0- 1		AWAY		0- 0	0- 2		2- 0	
1- 1	0- 0	0- 0		NEUTRAL		0- 0	0- 0		1- 1	
10- 8	0- 0	0- 2		CONFERENCE		0- 2	0- 2		10- 2	
5- 4	0- 0	0- 1		HOME		0- 1	0- 1		5- 1	
5- 4	0- 0	0- 1		AWAY		0- 1	0- 1		5- 1	
0- 0	0- 0	0- 0		NEUTRAL		0- 0	0- 0		0- 0	

[illegible]

Non-Div I Games:	Tenn. Wesleyan	94	45	Cumberland (TN)	88	51
------------------	----------------	----	----	-----------------	----	----

Tennessee Tech

Loss, Non-Conf, S Site, H Home A Away N Neutral

Average RPI Win:	133	WON-LOST	WINNING	LAST 10	STRENGTH OF	OPP. STRENGTH	TEAM	ADJ.	CONF.	ADJ CONF.
Average RPI Loss:	66	RECORD	PCT. RANK	GAMES	SCHEDULE	OF SCHEDULE	RPI	RPI	RPI	RPI
DIV. I ONLY	18- 10	87	6-4	31	42	44	44	3	3	
DIV. I NON-CONF.	8- 4	90	0	101	137	91	91	3	3	
TOTALS	RPI 1-25	RPI 26-50	W-L RECORDS	RPI 51-100	RPI 101-150	RPI 150+				
18- 10	2- 3	0- 1	OVERALL	8- 4	3- 1	5- 1				
10- 5	1- 2	0- 1	HOME	3- 2	2- 0	4- 0				
7- 4	1- 0	0- 0	AWAY	5- 2	1- 1	0- 1				
1- 1	0- 1	0- 0	NEUTRAL	0- 0	0- 0	1- 0				
8- 4	1- 1	0- 1	NON-CONFERENCE	2- 1	0- 0	5- 1				
6- 1	1- 0	0- 1	HOME	1- 0	0- 0	4- 0				
1- 2	0- 0	0- 0	AWAY	1- 1	0- 0	0- 1				
1- 1	0- 1	0- 0	NEUTRAL	0- 0	0- 0	1- 0				
10- 6	1- 2	0- 0	CONFERENCE	6- 3	3- 1	0- 0				
4- 4	0- 2	0- 0	HOME	2- 2	2- 0	0- 0				
6- 2	1- 0	0- 0	AWAY	4- 1	1- 1	0- 0				
0- 0	0- 0	0- 0	NEUTRAL	0- 0	0- 0	0- 0				

RPI	S	Opponent	Score
4	H	Baylor	44 64
8	H	Stanford	69 64
19	A	TCU	77 67
19	H	TCU	63 65
21	N	NC State	73 84

RPI	S	Opponent	Score
27	H	Arizona	58 83

Team's RPI: 44

RPI	S	Opponent	Score
51	A	Oklahoma St.	61 56
52	A	Iowa St.	81 75
52	H	Iowa St.	51 69
59	A	Tennessee	66 60
64	A	West Virginia	63 68
64	H	West Virginia	50 44
67	A	South Fla.	57 64
77	A	Oklahoma	70 53
77	H	Oklahoma	86 76
85	A	Kansas St.	71 63
85	H	Kansas St.	54 60
87	H	Ohio	73 60

RPI	S	Opponent	Score
111	A	Kansas	67 82
111	H	Kansas	85 77
126	A	Texas Tech	81 66
126	H	Texas Tech	92 66
207	A	Hawaii	60 73
248	N	North Texas	63 57
253	H	Southern U.	93 39
299	H	UTRGV	85 69
311	H	UTSA	84 53
336	H	Northwestern St.	91 49

LAST 10 Division I

77	H	Oklahoma	86 76	52	H	Iowa St.	51 69
19	A	TCU	77 67	126	A	Texas Tech	81 66
85	H	Kansas St.	54 60	4	H	Baylor	44 64
64	H	West Virginia	50 44	77	A	Oklahoma	70 53
111	A	Kansas	67 82	51	A	Oklahoma St.	61 56

Non-Div I Games:

Texas

■ Loss,
 ■ Non-Conf,
 ■ S Site,
 ■ H Home
 ■ A Away
 N Neutral

Average RPI Win:	114	WON-LOST	WINNING	LAST 10	STRENGTH OF	OPP. STRENGTH	TEAM	ADJ.	CONF.	ADJ CONF.
Average RPI Loss:	29	RECORD	PCT. RANK	GAMES	SCHEDULE	OF SCHEDULE	RPI	RPI	RPI	RPI
DIV. I ONLY	22- 7	36	6-4	15	13	17	17	4	4	
DIV. I NON-CONF.	12- 1	10	0	34	29	7	7	5	5	
TOTALS	RPI 1-25	RPI 26-50	W-L RECORDS	RPI 51-100	RPI 101-150	RPI 150+				
22- 7	2- 3	1- 3	OVERALL	10- 1	3- 0	6- 0				
14- 2	2- 0	0- 1	HOME	3- 1	3- 0	6- 0				
6- 4	0- 3	1- 1	AWAY	5- 0	0- 0	0- 0				
2- 1	0- 0	0- 1	NEUTRAL	2- 0	0- 0	0- 0				
12- 1	2- 0	0- 1	NON-CONFERENCE	6- 0	0- 0	4- 0				
8- 0	2- 0	0- 0	HOME	2- 0	0- 0	4- 0				
2- 0	0- 0	0- 0	AWAY	2- 0	0- 0	0- 0				
2- 1	0- 0	0- 1	NEUTRAL	2- 0	0- 0	0- 0				
10- 6	0- 3	1- 2	CONFERENCE	4- 1	3- 0	2- 0				
6- 2	0- 0	0- 1	HOME	1- 1	3- 0	2- 0				
4- 4	0- 3	1- 1	AWAY	3- 0	0- 0	0- 0				
0- 0	0- 0	0- 0	NEUTRAL	0- 0	0- 0	0- 0				

RPI	S	Opponent	Score	RPI	S	Opponent	Score	RPI	S	Opponent	Score	RPI	S	Opponent	Score
1	A	South Carolina	52 60	33	A	LSU	58 59	51	H	Oklahoma St.	74 62	110	H	Vanderbilt	74 53
14	A	Mississippi St.	57 69	33	H	LSU	54 57	58	A	Alabama	79 74	114	H	Auburn	84 54
19	H	TCU	70 68	35	A	Arkansas	84 77	58	H	Alabama	63 76	133	H	Florida	69 42
24	H	Duke	79 58	39	N	Florida St.	58 80	59	A	Tennessee	73 71	167	H	Missouri	72 53
25	A	Kentucky	54 76					62	A	Rice	62 61	202	H	Little Rock	78 35
								70	A	Georgia	64 47	209	H	Houston	72 43
								70	H	Georgia	64 63	234	H	Central Ark.	76 46
								71	N	Georgia Tech	60 48	285	H	Ole Miss	79 35
								78	N	Montana St.	78 67	295	H	Prairie View	80 38
								79	H	A&M-Corpus Christi	85 48				
								84	A	Southern California	74 64				
LAST 10 Division I															
1	A	South Carolina	52 60	110	H	Vanderbilt	74 53								
58	H	Alabama	63 76	14	A	Mississippi St.	57 69								
114	H	Auburn	84 54	33	A	LSU	58 59								
70	A	Georgia	64 47	70	H	Georgia	64 63								
59	A	Tennessee	73 71	167	H	Missouri	72 53								

Non-Div I Games:

Texas A&M

■ Loss,
 ■ Non-Conf, S Site,
 ■ Home
 ■ Away
 N Neutral

Texas Southern

Through Games Of March 2, 2020

Average RPI Win:	271	WON-LOST	WINNING	LAST 10	STRENGTH OF	OPP. STRENGTH	TEAM	ADJ.	CONF.	ADJ CONF.
Average RPI Loss:	110	RECORD	PCT. RANK	GAMES	SCHEDULE	OF SCHEDULE	RPI	RPI	RPI	RPI
DIV. I ONLY	18- 9	75	8-2	276	301	135	135	32	32	
DIV. I NON-CONF.	5- 6	187	0	27	27	50	50	31	31	
TOTALS	RPI 1-25	RPI 26-50	W-L RECORDS	RPI 51-100	RPI 101-150	RPI 150+				
18- 9	0- 2	0- 0	OVERALL	1- 2	1- 2	16- 3				
9- 1	0- 0	0- 0	HOME	1- 0	0- 0	8- 1				
9- 6	0- 2	0- 0	AWAY	0- 2	1- 0	8- 2				
0- 2	0- 0	0- 0	NEUTRAL	0- 0	0- 2	0- 0				
5- 6	0- 2	0- 0	NON-CONFERENCE	1- 2	1- 2	3- 0				
1- 0	0- 0	0- 0	HOME	1- 0	0- 0	0- 0				
4- 4	0- 2	0- 0	AWAY	0- 2	1- 0	3- 0				
0- 2	0- 0	0- 0	NEUTRAL	0- 0	0- 2	0- 0				
13- 3	0- 0	0- 0	CONFERENCE	0- 0	0- 0	13- 3				
8- 1	0- 0	0- 0	HOME	0- 0	0- 0	8- 1				
5- 2	0- 0	0- 0	AWAY	0- 0	0- 0	5- 2				
0- 0	0- 0	0- 0	NEUTRAL	0- 0	0- 0	0- 0				

RPI 1-25				RPI 26-50				RPI 51-100				RPI 101+ Team's RPI: 135			
RPI	S	Opponent	Score	RPI	S	Opponent	Score	RPI	S	Opponent	Score	RPI	S	Opponent	Score
2	A	Oregon	63 99					52	A	Iowa St.	59 79	105	A	UT Arlington	74 63
9	A	Gonzaga	45 80					62	H	Rice	63 56	115	N	Utah	52 61
								80	A	Colorado	50 74	124	N	UAB	68 84
												158	A	Jackson St.	79 81
												158	H	Jackson St.	61 72
												166	A	Tulane	72 62
												207	A	Hawaii	74 57
												241	A	Alabama A&M	65 58
												241	H	Alabama A&M	79 76
												253	H	Southern U.	61 56
												295	A	Prairie View	47 50
												295	H	Prairie View	88 65
												299	A	UTRGV	71 44
												320	A	Alabama St.	81 54
												320	H	Alabama St.	88 59
												324	H	Alcorn	105 70
												327	A	Ark.-Pine Bluff	77 46
												327	H	Ark.-Pine Bluff	78 77
												347	A	Grambling	89 85
												347	H	Grambling	85 62
												351	A	Mississippi Val.	86 79
												351	H	Mississippi Val.	88 58
LAST 10 Division I															
				320	H	Alabama St.	88 59					158	H	Jackson St.	61 72
				241	H	Alabama A&M	79 76					295	A	Prairie View	47 50
				327	A	Ark.-Pine Bluff	77 46					320	A	Alabama St.	81 54
				351	A	Mississippi Val.	86 79					241	A	Alabama A&M	65 58
				347	H	Grambling	85 62					327	H	Ark.-Pine Bluff	78 77

Non-Div I Games:

Texas Southern

Loss, Non-Conf, S Site, H Home A Away N Neutral

Average RPI Win: 223	WON-LOST	WINNING	LAST 10	STRENGTH OF	OPP. STRENGTH	TEAM	ADJ.	CONF.	ADJ CONF.
Average RPI Loss: 175	RECORD	PCT. RANK	GAMES	SCHEDULE	OF SCHEDULE	RPI	RPI	RPI	RPI
DIV. I ONLY	10- 15	233	5-5	205	232	252	252	21	21
DIV. I NON-CONF.	5- 4	140	0	204	233	137	137	20	20
TOTALS	RPI 1-25	RPI 26-50	W-L RECORDS	RPI 51-100	RPI 101-150	RPI 150+			
10- 15	0- 1	0- 1	OVERALL	1- 2	1- 2	8- 9			
7- 6	0- 0	0- 0	HOME	1- 1	1- 0	5- 5			
3- 9	0- 1	0- 1	AWAY	0- 1	0- 2	3- 4			
0- 0	0- 0	0- 0	NEUTRAL	0- 0	0- 0	0- 0			
5- 4	0- 1	0- 0	NON-CONFERENCE	1- 0	0- 1	4- 2			
4- 0	0- 0	0- 0	HOME	1- 0	0- 0	3- 0			
1- 4	0- 1	0- 0	AWAY	0- 0	0- 1	1- 2			
0- 0	0- 0	0- 0	NEUTRAL	0- 0	0- 0	0- 0			
5- 11	0- 0	0- 1	CONFERENCE	0- 2	1- 1	4- 7			
3- 6	0- 0	0- 0	HOME	0- 1	1- 0	2- 5			
2- 5	0- 0	0- 1	AWAY	0- 1	0- 1	2- 2			
0- 0	0- 0	0- 0	NEUTRAL	0- 0	0- 0	0- 0			

RPI 1-25				RPI 26-50				RPI 51-100				RPI 101+ Team's RPI: 252			
RPI	S	Opponent	Score	RPI	S	Opponent	Score	RPI	S	Opponent	Score	RPI	S	Opponent	Score
19	A	TCU	52 79	43	A	Troy	50 84	79	H	A&M-Corpus Christi	57 48	105	A	UT Arlington	49 69
								83	A	Coastal Caro.	67 75	105	H	UT Arlington	72 55
								83	H	Coastal Caro.	59 69	111	A	Kansas	48 68
												169	H	New Orleans	51 49
												174	A	Dartmouth	61 51
												185	H	Louisiana	67 73
												202	A	Little Rock	50 47
												202	H	Little Rock	66 78
												217	A	Oral Roberts	57 63
												238	A	South Alabama	76 78
												244	A	Morgan St.	62 72
												247	A	Appalachian St.	65 73
												247	H	Appalachian St.	47 59
												254	A	Arkansas St.	83 69
												254	H	Arkansas St.	53 56
												300	H	Ga. Southern	72 68
												311	H	UTSA	74 69
												313	H	Georgia St.	67 62
												324	H	Alcorn	67 59
												348	H	La.-Monroe	55 58
LAST 10 Division I															
313	H	Georgia St.	67 62	247	H	Appalachian St.	47 59								
300	H	Ga. Southern	72 68	83	H	Coastal Caro.	59 69								
105	A	UT Arlington	49 69	105	H	UT Arlington	72 55								
254	A	Arkansas St.	83 69	238	A	South Alabama	76 78								
202	A	Little Rock	50 47	43	A	Troy	50 84								

Non-Div I Games: Texas Lutheran 72 31 Tex. Permian Basin 83 45

Texas St.

■ Loss,
 ■ Non-Conf,
 ■ S Site,
 ■ Home
 ■ A Away
 N Neutral

Average RPI Win:	206	WON-LOST	WINNING	LAST 10	STRENGTH OF	OPP. STRENGTH	TEAM	ADJ.	CONF.	ADJ CONF.
Average RPI Loss:	54	RECORD	PCT. RANK	GAMES	SCHEDULE	OF SCHEDULE	RPI	RPI	RPI	RPI
DIV. I ONLY	17- 10	92	4-6	180	72	126	126	3	3	
DIV. I NON-CONF.	11- 0	1	0	350	345	155	155	3	3	
TOTALS	RPI 1-25	RPI 26-50	W-L RECORDS	RPI 51-100	RPI 101-150	RPI 150+				
17- 10	2- 2	0- 2	OVERALL	3- 5	3- 1	9- 0				
13- 4	1- 1	0- 1	HOME	2- 2	2- 0	8- 0				
3- 6	1- 1	0- 1	AWAY	1- 3	1- 1	0- 0				
1- 0	0- 0	0- 0	NEUTRAL	0- 0	0- 0	1- 0				
11- 0	0- 0	0- 0	NON-CONFERENCE	0- 0	2- 0	9- 0				
9- 0	0- 0	0- 0	HOME	0- 0	1- 0	8- 0				
1- 0	0- 0	0- 0	AWAY	0- 0	1- 0	0- 0				
1- 0	0- 0	0- 0	NEUTRAL	0- 0	0- 0	1- 0				
6- 10	2- 2	0- 2	CONFERENCE	3- 5	1- 1	0- 0				
4- 4	1- 1	0- 1	HOME	2- 2	1- 0	0- 0				
2- 6	1- 1	0- 1	AWAY	1- 3	0- 1	0- 0				
0- 0	0- 0	0- 0	NEUTRAL	0- 0	0- 0	0- 0				

RPI 1-25				RPI 26-50				RPI 51-100				RPI 101+ Team's RPI: 126			
RPI	S	Opponent	Score	RPI	S	Opponent	Score	RPI	S	Opponent	Score	RPI	S	Opponent	Score
4	A	Baylor	79 87	44	A	Texas	66 92	51	A	Oklahoma St.	58 74	111	A	Kansas	50 67
4	H	Baylor	62 77	44	H	Texas	66 81	51	H	Oklahoma St.	109 79	111	H	Kansas	89 72
19	A	TCU	80 76					52	A	Iowa St.	77 74	113	A	San Diego	64 60
19	H	TCU	87 83					52	H	Iowa St.	66 96	150	H	Sam Houston St.	99 57
								64	A	West Virginia	60 67	285	H	Ole Miss	84 48
								77	H	Oklahoma	89 84	295	H	Prairie View	82 48
								85	A	Kansas St.	70 84	311	H	UTSA	115 58
								85	H	Kansas St.	72 76	321	H	Houston Baptist	59 51
												327	H	Ark.-Pine Bluff	81 55
												336	H	Northwestern St.	79 49
												339	N	Purdue Fort Wayne	82 48
												341	H	Florida A&M	98 60
												348	H	La.-Monroe	83 38
LAST 10 Division I															
19	H	TCU	87 83	111	H	Kansas	89 72								
51	A	Oklahoma St.	58 74	44	H	Texas	66 81								
52	A	Iowa St.	77 74	85	A	Kansas St.	70 84								
4	H	Baylor	62 77	51	H	Oklahoma St.	109 79								
64	A	West Virginia	60 67	4	A	Baylor	79 87								

Non-Div I Games:

Texas Tech

■ Loss,
 ■ Non-Conf,
 S Site,
 ■ Home
 ■ Away
 N Neutral

Toledo

Through Games Of March 2, 2020

Average RPI Win:	194	WON-LOST	WINNING	LAST 10	STRENGTH OF	OPP. STRENGTH	TEAM	ADJ.	CONF.	ADJ CONF.
Average RPI Loss:	115	RECORD	PCT. RANK	GAMES	SCHEDULE	OF SCHEDULE	RPI	RPI	RPI	RPI
DIV. I ONLY	11- 16	228	2-8	98	143	181	181	10	10	
DIV. I NON-CONF.	5- 6	187	0	168	227	197	197	10	10	
TOTALS	RPI 1-25	RPI 26-50	W-L RECORDS	RPI 51-100	RPI 101-150	RPI 150+				
11- 16	0- 1	0- 2	OVERALL	2- 4	3- 5	6- 4				
6- 6	0- 0	0- 1	HOME	2- 1	1- 2	3- 2				
4- 9	0- 1	0- 0	AWAY	0- 3	1- 3	3- 2				
1- 1	0- 0	0- 1	NEUTRAL	0- 0	1- 0	0- 0				
5- 6	0- 0	0- 2	NON-CONFERENCE	1- 0	1- 3	3- 1				
2- 3	0- 0	0- 1	HOME	1- 0	0- 1	1- 1				
2- 2	0- 0	0- 0	AWAY	0- 0	0- 2	2- 0				
1- 1	0- 0	0- 1	NEUTRAL	0- 0	1- 0	0- 0				
6- 10	0- 1	0- 0	CONFERENCE	1- 4	2- 2	3- 3				
4- 3	0- 0	0- 0	HOME	1- 1	1- 1	2- 1				
2- 7	0- 1	0- 0	AWAY	0- 3	1- 1	1- 2				
0- 0	0- 0	0- 0	NEUTRAL	0- 0	0- 0	0- 0				

RPI	S	Opponent	Score	RPI	S	Opponent	Score	RPI	S	Opponent	Score	RPI	S	Opponent	Score	Team's RPI: 181
16	A	Central Mich.	66 73	43	N	Troy	64 71	56	H	Belmont	53 48	101	A	Notre Dame	51 54	
				48	H	Dayton	42 60	60	A	Ball St.	60 66	123	A	Duquesne	74 79	
								60	H	Ball St.	58 60	129	A	Buffalo	78 62	
								87	A	Ohio	58 86	129	H	Buffalo	71 59	
								100	A	Kent St.	68 87	134	N	Pacific	66 65	
								100	H	Kent St.	69 60	146	A	Western Mich.	72 84	
												146	H	Western Mich.	58 70	
												149	H	Valparaiso	54 61	
												154	H	Akron	65 61	
												175	A	Eastern Mich.	46 64	
												175	H	Eastern Mich.	62 77	
												190	A	Northern Ill.	63 51	
												200	H	Memphis	76 83	
												212	A	Miami (OH)	83 92	
												257	H	Bowling Green	79 72	
												313	A	Georgia St.	74 48	
												334	A	Detroit Mercy	82 64	
												337	H	Canisius	83 65	
LAST 10 Division I																
175	A	Eastern Mich.	46 64	60	H	Ball St.	58 60									
60	A	Ball St.	60 66	129	A	Buffalo	78 62									
146	H	Western Mich.	58 70	212	A	Miami (OH)	83 92									
87	A	Ohio	58 86	100	H	Kent St.	69 60									
100	A	Kent St.	68 87	175	H	Eastern Mich.	62 77									

Non-Div I Games:

Toledo

■ Loss,
 ■ Non-Conf,
 ■ S Site,
 ■ H Home
 ■ A Away
 N Neutral

Average RPI Win: 224	WON-LOST	WINNING	LAST 10	STRENGTH OF	OPP. STRENGTH	TEAM	ADJ.	CONF.	ADJ CONF.
Average RPI Loss: 113	RECORD	PCT. RANK	GAMES	SCHEDULE	OF SCHEDULE	RPI	RPI	RPI	RPI
DIV. I ONLY	13- 13	172	5-5	164	121	183	183	14	14
DIV. I NON-CONF.	4- 6	212	0	160	72	222	222	13	13
TOTALS	RPI 1-25	RPI 26-50	W-L RECORDS	RPI 51-100	RPI 101-150	RPI 150+			
13- 13	0- 1	1- 4	OVERALL	0- 0	1- 3	11- 5			
9- 5	0- 0	1- 1	HOME	0- 0	1- 2	7- 2			
3- 7	0- 0	0- 3	AWAY	0- 0	0- 1	3- 3			
1- 1	0- 1	0- 0	NEUTRAL	0- 0	0- 0	1- 0			
4- 6	0- 1	0- 1	NON-CONFERENCE	0- 0	1- 2	3- 2			
3- 2	0- 0	0- 0	HOME	0- 0	1- 1	2- 1			
0- 3	0- 0	0- 1	AWAY	0- 0	0- 1	0- 1			
1- 1	0- 1	0- 0	NEUTRAL	0- 0	0- 0	1- 0			
9- 7	0- 0	1- 3	CONFERENCE	0- 0	0- 1	8- 3			
6- 3	0- 0	1- 1	HOME	0- 0	0- 1	5- 1			
3- 4	0- 0	0- 2	AWAY	0- 0	0- 0	3- 2			
0- 0	0- 0	0- 0	NEUTRAL	0- 0	0- 0	0- 0			

RPI 1-25			RPI 26-50			RPI 51-100			RPI 101+ Team's RPI: 183		
RPI	S	Opponent	Score	RPI	S	Opponent	Score	RPI	S	Opponent	Score
12	N	Iowa	72 100	36	A	James Madison	39 81	108	H	William & Mary	75 83
				36	H	James Madison	76 75	113	A	San Diego	67 81
				40	A	Drexel	50 59	117	H	Temple	59 74
				40	H	Drexel	60 63	142	H	Mt. St. Mary's	73 57
				42	A	Rutgers	53 67	151	A	Northeastern	63 66
								151	H	Northeastern	81 68
								178	H	Elon	61 74
								179	A	Delaware	62 69
								179	H	Delaware	76 66
								198	H	American	63 60
								213	H	Penn St.	67 73
								239	A	San Diego St.	72 80
								246	H	Marshall	59 56
								249	N	Iona	75 58
								262	A	Col. of Charleston	79 62
								262	H	Col. of Charleston	83 72
								271	A	UNCW	62 41
								271	H	UNCW	78 45
								325	A	Hofstra	71 54
								325	H	Hofstra	84 71
LAST 10 Division I											
40	H	Drexel	60 63	271	H	UNCW	78 45				
179	H	Delaware	76 66	36	A	James Madison	39 81				
151	A	Northeastern	63 66	179	A	Delaware	62 69				
325	A	Hofstra	71 54	40	A	Drexel	50 59				
262	H	Col. of Charleston	83 72	325	H	Hofstra	84 71				

Non-Div I Games: Chestnut Hill 86 49

Towson

Average RPI Win:	221	WON-LOST	WINNING	LAST 10	STRENGTH OF	OPP. STRENGTH	TEAM	ADJ.	CONF.	ADJ CONF.
Average RPI Loss:	77	RECORD	PCT. RANK	GAMES	SCHEDULE	OF SCHEDULE	RPI	RPI	RPI	RPI
DIV. I ONLY	21- 4	21	9-1	167	217	43	43	21	21	
DIV. I NON-CONF.	7- 2	53	0	80	81	23	23	20	20	
TOTALS	RPI 1-25	RPI 26-50	W-L RECORDS	RPI 51-100	RPI 101-150	RPI 150+				
21- 4	0- 2	0- 0	OVERALL	2- 1	2- 0	17- 1				
10- 1	0- 0	0- 0	HOME	1- 0	1- 0	8- 1				
9- 3	0- 2	0- 0	AWAY	0- 1	1- 0	8- 0				
2- 0	0- 0	0- 0	NEUTRAL	1- 0	0- 0	1- 0				
7- 2	0- 2	0- 0	NON-CONFERENCE	1- 0	1- 0	5- 0				
2- 0	0- 0	0- 0	HOME	0- 0	0- 0	2- 0				
3- 2	0- 2	0- 0	AWAY	0- 0	1- 0	2- 0				
2- 0	0- 0	0- 0	NEUTRAL	1- 0	0- 0	1- 0				
14- 2	0- 0	0- 0	CONFERENCE	1- 1	1- 0	12- 1				
8- 1	0- 0	0- 0	HOME	1- 0	1- 0	6- 1				
6- 1	0- 0	0- 0	AWAY	0- 1	0- 0	6- 0				
0- 0	0- 0	0- 0	NEUTRAL	0- 0	0- 0	0- 0				

RPI 1-25				RPI 26-50				RPI 51-100				RPI 101+			
RPI	S	Opponent	Score	RPI	S	Opponent	Score	RPI	S	Opponent	Score	RPI	S	Opponent	Score
14	A	Mississippi St.	82 122					83	A	Coastal Caro.	103 124	105	H	UT Arlington	85 69
24	A	Duke	85 99					83	H	Coastal Caro.	84 77	106	A	Bethune-Cookman	68 62
								100	N	Kent St.	71 64	170	A	Samford	74 65
												181	N	Toledo	71 64
												185	A	Louisiana	67 64
												185	H	Louisiana	73 79
												193	A	Chattanooga	90 51
												202	H	Little Rock	77 59
												236	H	Jacksonville St.	94 64
												238	A	South Alabama	77 73
												238	H	South Alabama	85 68
												247	A	Appalachian St.	81 61
												247	H	Appalachian St.	84 55
												252	H	Texas St.	84 50
												254	H	Arkansas St.	79 64
												289	H	ETSU	79 61
												300	A	Ga. Southern	79 69
												313	A	Georgia St.	71 57
												348	A	La.-Monroe	72 65
												348	H	La.-Monroe	77 65
LAST 10 Division I															
238	A	South Alabama	77 73	185	A	Louisiana	67 64								
254	H	Arkansas St.	79 64	348	H	La.-Monroe	77 65								
202	H	Little Rock	77 59	238	H	South Alabama	85 68								
247	A	Appalachian St.	81 61	105	H	UT Arlington	85 69								
83	A	Coastal Caro.	103 124	252	H	Texas St.	84 50								

Non-Div I Games: AUM 72 42 Fort Valley St. 101 52

Troy

Tulane

Through Games Of March 2, 2020

Average RPI Win: 179	WON-LOST	WINNING	LAST 10	STRENGTH OF	OPP. STRENGTH	TEAM	ADJ.	CONF.	ADJ CONF.
Average RPI Loss: 109	RECORD	PCT. RANK	GAMES	SCHEDULE	OF SCHEDULE	RPI	RPI	RPI	RPI
DIV. I ONLY	13- 16	200	2-8	86	86	166	166	9	9
DIV. I NON-CONF.	5- 8	221	0	86	96	199	199	9	9
TOTALS	RPI 1-25	RPI 26-50	W-L RECORDS	RPI 51-100	RPI 101-150	RPI 150+			
13- 16	0- 1	1- 2	OVERALL	1- 7	2- 1	9- 5			
8- 9	0- 0	1- 2	HOME	1- 3	1- 1	5- 3			
5- 5	0- 1	0- 0	AWAY	0- 2	1- 0	4- 2			
0- 2	0- 0	0- 0	NEUTRAL	0- 2	0- 0	0- 0			
5- 8	0- 0	0- 2	NON-CONFERENCE	0- 4	1- 1	4- 1			
3- 6	0- 0	0- 2	HOME	0- 2	0- 1	3- 1			
2- 0	0- 0	0- 0	AWAY	0- 0	1- 0	1- 0			
0- 2	0- 0	0- 0	NEUTRAL	0- 2	0- 0	0- 0			
8- 8	0- 1	1- 0	CONFERENCE	1- 3	1- 0	5- 4			
5- 3	0- 0	1- 0	HOME	1- 1	1- 0	2- 2			
3- 5	0- 1	0- 0	AWAY	0- 2	0- 0	3- 2			
0- 0	0- 0	0- 0	NEUTRAL	0- 0	0- 0	0- 0			

RPI	S	Opponent	Score	RPI	S	Opponent	Score	RPI	S	Opponent	Score	RPI	S	Opponent	Score	Team's RPI: 166
6	A	UConn	31 74	33	H	LSU	54 59	55	N	Charlotte	56 60	117	H	Temple	53 50	
				37	H	UCF	60 59	58	H	Alabama	56 66	125	A	Washington	64 62	
				49	H	Middle Tenn.	62 64	64	N	Boston College	76 89	135	H	Texas Southern	62 72	
								67	A	South Fla.	56 63	158	H	Jackson St.	82 46	
								67	H	South Fla.	43 53	171	A	Wichita St.	61 56	
								76	A	Cincinnati	63 87	171	H	Wichita St.	68 69	
								76	H	Cincinnati	64 59	200	A	Memphis	62 64	
								80	H	Colorado	52 62	200	H	Memphis	59 55	
												203	A	Southern Miss.	62 58	
												209	H	Houston	60 66	
												221	A	SMU	67 66	
												234	H	Central Ark.	65 38	
												235	A	East Carolina	50 53	
												238	H	South Alabama	53 62	
												242	A	Tulsa	50 46	
												242	H	Tulsa	64 62	
												300	H	Ga. Southern	56 40	
LAST 10 Division I																
				117	H	Temple	53 50	67	H	South Fla.	43 53					
				235	A	East Carolina	50 53	200	A	Memphis	62 64					
				76	A	Cincinnati	63 87	209	H	Houston	60 66					
				6	A	UConn	31 74	242	A	Tulsa	50 46					
				171	H	Wichita St.	68 69	67	A	South Fla.	56 63					

Non-Div I Games:

Tulane

Loss, Non-Conf, S Site, H Home A Away N Neutral

Average RPI Win: 227	WON-LOST	WINNING	LAST 10	STRENGTH OF	OPP. STRENGTH	TEAM	ADJ.	CONF.	ADJ CONF.
Average RPI Loss: 120	RECORD	PCT. RANK	GAMES	SCHEDULE	OF SCHEDULE	RPI	RPI	RPI	RPI
DIV. I ONLY	9- 20	286	3-7	123	95	242	242	9	9
DIV. I NON-CONF.	5- 8	221	0	109	160	201	201	9	9
TOTALS	RPI 1-25	RPI 26-50	W-L RECORDS	RPI 51-100	RPI 101-150	RPI 150+			
9- 20	0- 1	0- 4	OVERALL	0- 5	1- 1	8- 9			
7- 7	0- 0	0- 1	HOME	0- 3	0- 1	7- 2			
2- 11	0- 1	0- 1	AWAY	0- 2	1- 0	1- 7			
0- 2	0- 0	0- 2	NEUTRAL	0- 0	0- 0	0- 0			
5- 8	0- 0	0- 3	NON-CONFERENCE	0- 3	0- 0	5- 2			
4- 2	0- 0	0- 0	HOME	0- 2	0- 0	4- 0			
1- 4	0- 0	0- 1	AWAY	0- 1	0- 0	1- 2			
0- 2	0- 0	0- 2	NEUTRAL	0- 0	0- 0	0- 0			
4- 12	0- 1	0- 1	CONFERENCE	0- 2	1- 1	3- 7			
3- 5	0- 0	0- 1	HOME	0- 1	0- 1	3- 2			
1- 7	0- 1	0- 0	AWAY	0- 1	1- 0	0- 5			
0- 0	0- 0	0- 0	NEUTRAL	0- 0	0- 0	0- 0			

RPI	S	Opponent	Score	RPI	S	Opponent	Score	RPI	S	Opponent	Score	RPI	S	Opponent	Score	Team's RPI: 242
6	A	UConn	34 92	28	N	Marquette	60 61	51	H	Oklahoma St.	48 78	117	A	Temple	68 64	
				31	N	Western Ky.	63 76	67	H	South Fla.	52 68	117	H	Temple	65 74	
				35	A	Arkansas	41 91	76	A	Cincinnati	53 78	166	A	Tulane	62 64	
				37	H	UCF	49 62	94	H	SFA	63 67	166	H	Tulane	46 50	
								99	A	Abilene Christian	63 73	171	A	Wichita St.	46 57	
												171	H	Wichita St.	61 70	
												200	A	Memphis	44 63	
												202	A	Little Rock	51 63	
												209	H	Houston	71 64	
												214	A	UTEP	58 51	
												217	H	Oral Roberts	67 65	
												221	A	SMU	38 57	
												221	H	SMU	65 58	
												227	A	Stetson	60 66	
												235	A	East Carolina	42 59	
												235	H	East Carolina	58 56	
												254	H	Arkansas St.	79 77	
												287	H	Colorado St.	61 55	
												288	H	LMU (CA)	75 56	
LAST 10 Division I																
				209	H	Houston	71 64	76	A	Cincinnati	53 78					
				117	A	Temple	68 64	37	H	UCF	49 62					
				171	H	Wichita St.	61 70	200	A	Memphis	44 63					
				235	A	East Carolina	42 59	166	H	Tulane	46 50					
				221	H	SMU	65 58	221	A	SMU	38 57					

Non-Div I Games:

Tulsa

Average RPI Win:	216	WON-LOST	WINNING	LAST 10	STRENGTH OF	OPP. STRENGTH	TEAM	ADJ.	CONF.	ADJ CONF.
Average RPI Loss:	96	RECORD	PCT. RANK	GAMES	SCHEDULE	OF SCHEDULE	RPI	RPI	RPI	RPI
DIV. I ONLY	16- 10	108	7-3	172	129	124	124	13	13	
DIV. I NON-CONF.	6- 4	123	0	242	165	171	171	16	16	
TOTALS	RPI 1-25	RPI 26-50	W-L RECORDS	RPI 51-100	RPI 101-150	RPI 150+				
16- 10	1- 0	1- 2	OVERALL	0- 6	2- 0	12- 2				
9- 4	1- 0	0- 1	HOME	0- 3	1- 0	7- 0				
6- 5	0- 0	1- 1	AWAY	0- 2	0- 0	5- 2				
1- 1	0- 0	0- 0	NEUTRAL	0- 1	1- 0	0- 0				
6- 4	0- 0	0- 0	NON-CONFERENCE	0- 3	2- 0	4- 1				
4- 1	0- 0	0- 0	HOME	0- 1	1- 0	3- 0				
1- 2	0- 0	0- 0	AWAY	0- 1	0- 0	1- 1				
1- 1	0- 0	0- 0	NEUTRAL	0- 1	1- 0	0- 0				
10- 6	1- 0	1- 2	CONFERENCE	0- 3	0- 0	8- 1				
5- 3	1- 0	0- 1	HOME	0- 2	0- 0	4- 0				
5- 3	0- 0	1- 1	AWAY	0- 1	0- 0	4- 1				
0- 0	0- 0	0- 0	NEUTRAL	0- 0	0- 0	0- 0				

RPI 1-25				RPI 26-50				RPI 51-100				RPI 101+ Team's RPI: 124			
RPI	S	Opponent	Score	RPI	S	Opponent	Score	RPI	S	Opponent	Score	RPI	S	Opponent	Score
23	H	Old Dominion	76 65	31	A	Western Ky.	65 69	55	H	Charlotte	75 83	114	H	Auburn	80 75
				49	A	Middle Tenn.	61 59	62	A	Rice	53 64	135	N	Texas Southern	84 68
				49	H	Middle Tenn.	52 62	62	H	Rice	65 74	170	H	Samford	76 69
								77	A	Oklahoma	75 82	194	H	Fla. Atlantic	92 73
								80	N	Colorado	69 77	200	A	Memphis	52 77
								95	H	Boise St.	81 83	203	A	Southern Miss.	74 68
												214	H	UTEP	63 51
												238	H	South Alabama	77 61
												246	A	Marshall	56 61
												248	A	North Texas	51 50
												272	A	Louisiana Tech	71 51
												301	H	FIU	71 58
												311	A	UTSA	87 51
												311	H	UTSA	94 55
												324	A	Alcorn	86 65
												345	H	McNeese	97 70
LAST 10 Division I															
311	A	UTSA	87 51	62	A	Rice	53 64								
62	H	Rice	65 74	214	H	UTEP	63 51								
49	A	Middle Tenn.	61 59	311	H	UTSA	94 55								
49	H	Middle Tenn.	52 62	272	A	Louisiana Tech	71 51								
248	A	North Texas	51 50	203	A	Southern Miss.	74 68								

Non-Div I Games: Ala.-Huntsville 74 57 Tuskegee 103 60

UAB

Loss, Non-Conf, S Site, H Home A Away N Neutral

Average RPI Win:	249	WON-LOST	WINNING	LAST 10	STRENGTH OF	OPP. STRENGTH	TEAM	ADJ.	CONF.	ADJ CONF.
Average RPI Loss:	168	RECORD	PCT. RANK	GAMES	SCHEDULE	OF SCHEDULE	RPI	RPI	RPI	RPI
DIV. I ONLY	15- 11	133	8-2	228	240	165	165	28	28	
DIV. I NON-CONF.	4- 8	235	0	142	101	217	217	26	26	
TOTALS	RPI 1-25	RPI 26-50	W-L RECORDS	RPI 51-100	RPI 101-150	RPI 150+				
15- 11	0- 1	0- 0	OVERALL	0- 3	1- 0	14- 7				
10- 3	0- 0	0- 0	HOME	0- 0	1- 0	9- 3				
5- 8	0- 1	0- 0	AWAY	0- 3	0- 0	5- 4				
0- 0	0- 0	0- 0	NEUTRAL	0- 0	0- 0	0- 0				
4- 8	0- 1	0- 0	NON-CONFERENCE	0- 3	1- 0	3- 4				
3- 2	0- 0	0- 0	HOME	0- 0	1- 0	2- 2				
1- 6	0- 1	0- 0	AWAY	0- 3	0- 0	1- 2				
0- 0	0- 0	0- 0	NEUTRAL	0- 0	0- 0	0- 0				
11- 3	0- 0	0- 0	CONFERENCE	0- 0	0- 0	11- 3				
7- 1	0- 0	0- 0	HOME	0- 0	0- 0	7- 1				
4- 2	0- 0	0- 0	AWAY	0- 0	0- 0	4- 2				
0- 0	0- 0	0- 0	NEUTRAL	0- 0	0- 0	0- 0				

RPI 1-25				RPI 26-50				RPI 51-100				RPI 101+ Team's RPI: 165			
RPI	S	Opponent	Score	RPI	S	Opponent	Score	RPI	S	Opponent	Score	RPI	S	Opponent	Score
8	A	Stanford	55 67					68	A	Fresno St.	65 73	130	H	Boston U.	75 68
								78	A	Montana St.	65 77	163	A	Northern Ariz.	71 61
								86	A	Minnesota	67 76	195	H	Santa Clara	61 62
												196	A	Pepperdine	67 70
												197	A	Saint Mary's (CA)	74 83
												204	H	San Francisco	79 67
												207	A	Hawaii	65 48
												207	H	Hawaii	62 49
												216	A	Cal St. Fullerton	72 61
												216	H	Cal St. Fullerton	61 71
												223	H	Portland St.	70 76
												264	A	UC Santa Barbara	56 46
												264	H	UC Santa Barbara	66 63
												276	A	UC Irvine	68 73
												276	H	UC Irvine	65 53
												284	H	CSUN	61 39
												292	H	Long Beach St.	57 55
												303	H	Sacramento St.	77 75
												304	A	UC Riverside	70 75
												304	H	UC Riverside	78 69
												310	A	Cal Poly	42 36
												310	H	Cal Poly	71 58
LAST 10 Division I															
				304	H	UC Riverside	78 69					276	A	UC Irvine	68 73
				207	A	Hawaii	65 48					216	A	Cal St. Fullerton	72 61
				216	H	Cal St. Fullerton	61 71					264	H	UC Santa Barbara	66 63
				276	H	UC Irvine	65 53					284	H	CSUN	61 39
				310	H	Cal Poly	71 58					310	A	Cal Poly	42 36

Non-Div I Games: William Jessup 96 32

UC Davis

■ Loss,
 ■ Non-Conf,
 ■ S Site,
 ■ Home
 ■ A Away
 N Neutral

Average RPI Win:	246	WON-LOST	WINNING	LAST 10	STRENGTH OF	OPP. STRENGTH	TEAM	ADJ.	CONF.	ADJ CONF.
Average RPI Loss:	196	RECORD	PCT. RANK	GAMES	SCHEDULE	OF SCHEDULE	RPI	RPI	RPI	RPI
DIV. I ONLY	10- 17	252	6-4	262	243	276	276	28	28	
DIV. I NON-CONF.	3- 10	282	0	207	124	292	292	26	26	
TOTALS	RPI 1-25	RPI 26-50	W-L RECORDS	RPI 51-100	RPI 101-150	RPI 150+				
10- 17	0- 1	0- 0	OVERALL	0- 0	1- 4	9- 12				
6- 4	0- 0	0- 0	HOME	0- 0	1- 0	5- 4				
3- 9	0- 1	0- 0	AWAY	0- 0	0- 1	3- 7				
1- 4	0- 0	0- 0	NEUTRAL	0- 0	0- 3	1- 1				
3- 10	0- 1	0- 0	NON-CONFERENCE	0- 0	1- 4	2- 5				
2- 1	0- 0	0- 0	HOME	0- 0	1- 0	1- 1				
0- 5	0- 1	0- 0	AWAY	0- 0	0- 1	0- 3				
1- 4	0- 0	0- 0	NEUTRAL	0- 0	0- 3	1- 1				
7- 7	0- 0	0- 0	CONFERENCE	0- 0	0- 0	7- 7				
4- 3	0- 0	0- 0	HOME	0- 0	0- 0	4- 3				
3- 4	0- 0	0- 0	AWAY	0- 0	0- 0	3- 4				
0- 0	0- 0	0- 0	NEUTRAL	0- 0	0- 0	0- 0				

RPI 1-25			RPI 26-50			RPI 51-100			RPI 101+ Team's RPI: 276		
RPI	S	Opponent	Score	RPI	S	Opponent	Score	RPI	S	Opponent	Score
18	A	Oregon St.	57 86					107	A	Washington St.	59 87
								110	N	Vanderbilt	63 76
								132	N	Davidson	72 78
								144	N	North Ala.	60 88
								147	H	San Jose St.	79 77
								165	A	UC Davis	53 65
								165	H	UC Davis	73 68
								176	A	Southern Utah	68 82
								204	N	San Francisco	61 68
								207	A	Hawaii	70 94
								207	H	Hawaii	72 71
								216	H	Cal St. Fullerton	82 75
								221	A	SMU	56 59
								223	H	Portland St.	61 70
								223	N	Portland St.	83 75
								229	A	Denver	75 83
								264	A	UC Santa Barbara	57 67
								264	H	UC Santa Barbara	61 65
								284	A	CSUN	62 70
								284	H	CSUN	51 56
								288	H	LMU (CA)	80 65
								292	A	Long Beach St.	70 61
								292	H	Long Beach St.	46 56
								304	A	UC Riverside	77 53
								304	A	UC Riverside	77 53
								310	A	Cal Poly	68 57
								310	H	Cal Poly	54 51
LAST 10 Division I											
207	H	Hawaii	72 71	165	H	UC Davis	73 68				
310	H	Cal Poly	54 51	264	A	UC Santa Barbara	57 67				
292	A	Long Beach St.	70 61	304	A	UC Riverside	77 53				
165	A	UC Davis	53 65	207	A	Hawaii	70 94				
216	H	Cal St. Fullerton	82 75	292	H	Long Beach St.	46 56				

Non-Div I Games: Westcliff 93 41

UC Irvine

■ Loss,
 ■ Non-Conf, S Site,
 ■ Home
 ■ Away
 N Neutral

UC Riverside

Through Games Of March 2, 2020

Average RPI Win:	269	WON-LOST	WINNING	LAST 10	STRENGTH OF	OPP. STRENGTH	TEAM	ADJ.	CONF.	ADJ CONF.
Average RPI Loss:	201	RECORD	PCT. RANK	GAMES	SCHEDULE	OF SCHEDULE	RPI	RPI	RPI	RPI
DIV. I ONLY	8- 20	294	2-8	239	280	304	304	28	28	
DIV. I NON-CONF.	4- 10	259	0	182	228	261	261	26	26	
TOTALS	RPI 1-25	RPI 26-50	W-L RECORDS	RPI 51-100	RPI 101-150	RPI 150+				
8- 20	0- 1	0- 1	OVERALL	0- 2	0- 1	8- 15				
6- 6	0- 0	0- 0	HOME	0- 1	0- 0	6- 5				
2- 14	0- 1	0- 1	AWAY	0- 1	0- 1	2- 10				
0- 0	0- 0	0- 0	NEUTRAL	0- 0	0- 0	0- 0				
4- 10	0- 1	0- 1	NON-CONFERENCE	0- 2	0- 1	4- 5				
3- 2	0- 0	0- 0	HOME	0- 1	0- 0	3- 1				
1- 8	0- 1	0- 1	AWAY	0- 1	0- 1	1- 4				
0- 0	0- 0	0- 0	NEUTRAL	0- 0	0- 0	0- 0				
4- 10	0- 0	0- 0	CONFERENCE	0- 0	0- 0	4- 10				
3- 4	0- 0	0- 0	HOME	0- 0	0- 0	3- 4				
1- 6	0- 0	0- 0	AWAY	0- 0	0- 0	1- 6				
0- 0	0- 0	0- 0	NEUTRAL	0- 0	0- 0	0- 0				

RPI 1-25				RPI 26-50				RPI 51-100				RPI 101+ Team's RPI: 304			
RPI	S	Opponent	Score	RPI	S	Opponent	Score	RPI	S	Opponent	Score	RPI	S	Opponent	Score
2	A	Oregon	41 84	27	A	Arizona	27 70	84	H	Southern California	59 76	131	A	California	61 84
								96	A	VCU	51 67	165	A	UC Davis	69 78
												165	H	UC Davis	75 70
												176	A	Southern Utah	68 79
												207	A	Hawaii	57 80
												207	H	Hawaii	59 65
												214	A	UTEP	50 63
												216	A	Cal St. Fullerton	61 71
												216	H	Cal St. Fullerton	45 68
												226	A	New Mexico	70 80
												251	H	CSU Bakersfield	53 52
												264	A	UC Santa Barbara	47 65
												264	H	UC Santa Barbara	66 61
												276	H	UC Irvine	53 77
												284	A	CSUN	67 62
												287	A	Colorado St.	40 52
												291	H	California Baptist	80 64
												292	A	Long Beach St.	67 73
												292	H	Long Beach St.	58 57
												296	H	Utah Valley	67 53
												310	A	Cal Poly	70 75
												310	H	Cal Poly	52 62
												312	A	New Mexico St.	60 58
												322	H	Weber St.	54 64
LAST 10 Division I															
				165	A	UC Davis	69 78					216	A	Cal St. Fullerton	61 71
				216	H	Cal St. Fullerton	45 68					284	A	CSUN	67 62
				264	A	UC Santa Barbara	47 65					276	H	UC Irvine	53 77
				310	H	Cal Poly	52 62					292	A	Long Beach St.	67 73
				292	H	Long Beach St.	58 57					207	H	Hawaii	59 65

Non-Div I Games:

UC Riverside

■ Loss,
 ■ Non-Conf,
 ■ S Site,
 ■ Home
 ■ A Away
 N Neutral

UC Santa Barbara

Through Games Of March 2, 2020

Average RPI Win:	268	WON-LOST	WINNING	LAST 10	STRENGTH OF	OPP. STRENGTH	TEAM	ADJ.	CONF.	ADJ CONF.
Average RPI Loss:	203	RECORD	PCT. RANK	GAMES	SCHEDULE	OF SCHEDULE	RPI	RPI	RPI	RPI
DIV. I ONLY	12- 15	206	6-4	267	321	264	264	28	28	
DIV. I NON-CONF.	4- 8	235	0	183	307	268	268	26	26	
TOTALS	RPI 1-25	RPI 26-50	W-L RECORDS	RPI 51-100	RPI 101-150	RPI 150+				
12- 15	0- 0	0- 1	OVERALL	1- 1	0- 2	11- 11				
8- 5	0- 0	0- 0	HOME	1- 0	0- 2	7- 3				
3- 9	0- 0	0- 1	AWAY	0- 0	0- 0	3- 8				
1- 1	0- 0	0- 0	NEUTRAL	0- 1	0- 0	1- 0				
4- 8	0- 0	0- 1	NON-CONFERENCE	1- 1	0- 2	3- 4				
3- 2	0- 0	0- 0	HOME	1- 0	0- 2	2- 0				
0- 5	0- 0	0- 1	AWAY	0- 0	0- 0	0- 4				
1- 1	0- 0	0- 0	NEUTRAL	0- 1	0- 0	1- 0				
8- 7	0- 0	0- 0	CONFERENCE	0- 0	0- 0	8- 7				
5- 3	0- 0	0- 0	HOME	0- 0	0- 0	5- 3				
3- 4	0- 0	0- 0	AWAY	0- 0	0- 0	3- 4				
0- 0	0- 0	0- 0	NEUTRAL	0- 0	0- 0	0- 0				

RPI S	Opponent	Score	RPI S	Opponent	Score	RPI S	Opponent	Score	RPI S	Opponent	Score	Team's RPI: 264
27	A Arizona	42 61	84	H Southern California	57 46	134	H Pacific	53 63	147	H San Jose St.	70 73	
			94	N SFA	56 67	165	A UC Davis	63 66	165	H UC Davis	46 56	
						197	A Saint Mary's (CA)	43 64	207	H Hawaii	51 63	
						216	A Cal St. Fullerton	75 66	216	H Cal St. Fullerton	68 70	
						239	H San Diego St.	64 52	240	A Grand Canyon	57 58	
						251	A CSU Bakersfield	62 66	276	A UC Irvine	65 61	
						276	H UC Irvine	67 57	284	A CSUN	65 55	
						284	H CSUN	65 60	291	A California Baptist	81 85	
						292	A Long Beach St.	53 59	292	H Long Beach St.	55 47	
						296	H Utah Valley	59 51	304	A UC Riverside	61 66	
						304	H UC Riverside	65 47	310	A Cal Poly	52 56	
						310	H Cal Poly	52 50	349	N Chicago St.	96 65	
LAST 10 Division I												
292	H Long Beach St.	55 47	292	A Long Beach St.	53 59							
310	A Cal Poly	52 56	207	H Hawaii	51 63							
304	H UC Riverside	65 47	276	H UC Irvine	67 57							
284	H CSUN	65 60	165	A UC Davis	63 66							
284	A CSUN	65 55	216	A Cal St. Fullerton	75 66							

Non-Div I Games: Ottawa (AZ) 72 57

UC Santa Barbara

Loss, Non-Conf, S Site, H Home A Away N Neutral

Average RPI Win:	166	WON-LOST	WINNING	LAST 10	STRENGTH OF	OPP. STRENGTH	TEAM	ADJ.	CONF.	ADJ CONF.
Average RPI Loss:	57	RECORD	PCT. RANK	GAMES	SCHEDULE	OF SCHEDULE	RPI	RPI	RPI	RPI
DIV. I ONLY	19- 9	71	8-2	35	82	37	37	9	9	
DIV. I NON-CONF.	8- 4	90	0	28	91	44	44	9	9	
TOTALS	RPI 1-25	RPI 26-50	W-L RECORDS	RPI 51-100	RPI 101-150	RPI 150+				
19- 9	1- 3	0- 2	OVERALL	4- 2	1- 1	13- 1				
14- 1	1- 1	0- 0	HOME	2- 0	1- 0	10- 0				
5- 6	0- 1	0- 1	AWAY	2- 2	0- 1	3- 1				
0- 2	0- 1	0- 1	NEUTRAL	0- 0	0- 0	0- 0				
8- 4	1- 1	0- 2	NON-CONFERENCE	1- 1	0- 0	6- 0				
7- 0	1- 0	0- 0	HOME	0- 0	0- 0	6- 0				
1- 2	0- 0	0- 1	AWAY	1- 1	0- 0	0- 0				
0- 2	0- 1	0- 1	NEUTRAL	0- 0	0- 0	0- 0				
11- 5	0- 2	0- 0	CONFERENCE	3- 1	1- 1	7- 1				
7- 1	0- 1	0- 0	HOME	2- 0	1- 0	4- 0				
4- 4	0- 1	0- 0	AWAY	1- 1	0- 1	3- 1				
0- 0	0- 0	0- 0	NEUTRAL	0- 0	0- 0	0- 0				

RPI S	Opponent	Score	RPI S	Opponent	Score	RPI S	Opponent	Score	RPI S	Opponent	Score
6	A UConn	53 66	34	A FGCU	50 72	56	A Belmont	37 72	117	A Temple	65 67
6	H UConn	52 59	36	N James Madison	43 46	67	A South Fla.	64 57	117	H Temple	67 64
13	N UCLA	56 61				67	H South Fla.	56 48	153	H Wright St.	69 53
16	H Central Mich.	64 58				76	A Cincinnati	64 81	166	A Tulane	59 60
						76	H Cincinnati	49 42	171	H Wichita St.	95 50
						94	A SFA	63 57	179	H Delaware	75 49
									188	H Quinnipiac	80 58
									197	H Saint Mary's (CA)	67 58
									200	A Memphis	67 59
									200	H Memphis	82 66
									209	A Houston	67 49
									221	H SMU	67 57
									227	H Stetson	66 40
									235	H East Carolina	91 55
									242	A Tulsa	62 49
									293	H Pittsburgh	74 58
LAST 10 Division I											
171	H Wichita St.	95 50	76	H Cincinnati	49 42						
200	A Memphis	67 59	209	A Houston	67 49						
117	H Temple	67 64	242	A Tulsa	62 49						
6	A UConn	53 66	221	H SMU	67 57						
67	H South Fla.	56 48	117	A Temple	65 67						

Non-Div I Games:

UCF

■ Loss,
■ Non-Conf,
■ S Site,
■ H Home
■ A Away
N Neutral

Average RPI Win:	113	WON-LOST	WINNING	LAST 10	STRENGTH OF	OPP. STRENGTH	TEAM	ADJ.	CONF.	ADJ CONF.
Average RPI Loss:	60	RECORD	PCT. RANK	GAMES	SCHEDULE	OF SCHEDULE	RPI	RPI	RPI	RPI
DIV. I ONLY	25- 4	13	7-3	54	7	13	13	1	1	
DIV. I NON-CONF.	11- 0	1	0	194	48	20	20	1	1	
TOTALS	RPI 1-25	RPI 26-50	W-L RECORDS	RPI 51-100	RPI 101-150	RPI 150+				
25- 4	3- 1	4- 1	OVERALL	6- 1	7- 1	5- 0				
14- 1	1- 1	2- 0	HOME	3- 0	4- 0	4- 0				
10- 3	2- 0	1- 1	AWAY	3- 1	3- 1	1- 0				
1- 0	0- 0	1- 0	NEUTRAL	0- 0	0- 0	0- 0				
11- 0	1- 0	1- 0	NON-CONFERENCE	3- 0	1- 0	5- 0				
6- 0	0- 0	0- 0	HOME	1- 0	1- 0	4- 0				
4- 0	1- 0	0- 0	AWAY	2- 0	0- 0	1- 0				
1- 0	0- 0	1- 0	NEUTRAL	0- 0	0- 0	0- 0				
14- 4	2- 1	3- 1	CONFERENCE	3- 1	6- 1	0- 0				
8- 1	1- 1	2- 0	HOME	2- 0	3- 0	0- 0				
6- 3	1- 0	1- 1	AWAY	1- 1	3- 1	0- 0				
0- 0	0- 0	0- 0	NEUTRAL	0- 0	0- 0	0- 0				

RPI	S	Opponent	Score	RPI	S	Opponent	Score	RPI	S	Opponent	Score	RPI	S	Opponent	Score
2	H	Oregon	66 80	27	A	Arizona	66 92	53	H	Yale	100 65	107	A	Washington St.	70 62
8	A	Stanford	79 69	27	H	Arizona	70 58	57	A	Virginia	73 62	107	H	Washington St.	66 50
15	A	Indiana	68 58	30	A	Arizona St.	70 61	70	A	Georgia	59 50	115	A	Utah	84 54
18	H	Oregon St.	83 74	30	H	Arizona St.	68 66	80	A	Colorado	65 62	115	H	Utah	77 54
				37	N	UCF	61 56	80	H	Colorado	62 52	125	A	Washington	68 74
								84	A	Southern California	68 70	125	H	Washington	85 80
								84	H	Southern California	83 59	131	A	California	74 70
												134	H	Pacific	68 57
												224	H	Northern Colo.	92 58
												284	A	CSUN	58 44
												288	H	LMU (CA)	74 52
												292	H	Long Beach St.	86 51
												322	H	Weber St.	85 45
LAST 10 Division I															
115	H	Utah	77 54	2	H	Oregon	66 80								
80	H	Colorado	62 52	131	A	California	74 70								
125	A	Washington	68 74	8	A	Stanford	79 69								
107	A	Washington St.	70 62	30	A	Arizona St.	70 61								
18	H	Oregon St.	83 74	27	A	Arizona	66 92								

Non-Div I Games:

UCLA

■ Loss,
 ■ Non-Conf, S Site,
 ■ Home
 ■ Away
 N Neutral

Average RPI Win:	116	WON-LOST	WINNING	LAST 10	STRENGTH OF	OPP. STRENGTH	TEAM	ADJ.	CONF.	ADJ CONF.
Average RPI Loss:	2	RECORD	PCT. RANK	GAMES	SCHEDULE	OF SCHEDULE	RPI	RPI	RPI	RPI
DIV. I ONLY	26- 3	8	8-2	18	16	6	6	9	9	
DIV. I NON-CONF.	10- 3	57	0-2	6	1	4	4	9	9	
TOTALS	RPI 1-25	RPI 26-50	W-L RECORDS	RPI 51-100	RPI 101-150	RPI 150+				
26- 3	2- 3	3- 0	OVERALL	8- 0	4- 0	9- 0				
12- 2	0- 2	1- 0	HOME	4- 0	2- 0	5- 0				
13- 1	2- 1	2- 0	AWAY	3- 0	2- 0	4- 0				
1- 0	0- 0	0- 0	NEUTRAL	1- 0	0- 0	0- 0				
10- 3	2- 3	1- 0	NON-CONFERENCE	4- 0	3- 0	0- 0				
4- 2	0- 2	0- 0	HOME	2- 0	2- 0	0- 0				
5- 1	2- 1	1- 0	AWAY	1- 0	1- 0	0- 0				
1- 0	0- 0	0- 0	NEUTRAL	1- 0	0- 0	0- 0				
16- 0	0- 0	2- 0	CONFERENCE	4- 0	1- 0	9- 0				
8- 0	0- 0	1- 0	HOME	2- 0	0- 0	5- 0				
8- 0	0- 0	1- 0	AWAY	2- 0	1- 0	4- 0				
0- 0	0- 0	0- 0	NEUTRAL	0- 0	0- 0	0- 0				

RPI	S	Opponent	Score	RPI	S	Opponent	Score	RPI	S	Opponent	Score	RPI	S	Opponent	Score
1	A	South Carolina	52 70	37	A	UCF	59 52	57	H	Virginia	83 44	101	H	Notre Dame	81 57
2	H	Oregon	56 74	37	H	UCF	66 53	59	H	Tennessee	60 45	110	A	Vanderbilt	64 51
4	H	Baylor	58 74	48	A	Dayton	75 37	67	A	South Fla.	67 47	117	A	Temple	83 54
20	A	DePaul	84 74					67	H	South Fla.	80 39	131	H	California	72 61
22	A	Ohio St.	73 62					73	A	Seton Hall	92 78	166	H	Tulane	74 31
								76	A	Cincinnati	105 58	171	H	Wichita St.	83 55
								76	H	Cincinnati	80 50	200	A	Memphis	68 56
								77	N	Oklahoma	97 53	200	H	Memphis	94 55
												209	A	Houston	92 40
												209	H	Houston	91 51
												221	A	SMU	80 42
												235	A	East Carolina	98 42
												242	H	Tulsa	92 34
LAST 10 Division I															
67	H	South Fla.	80 39	67	A	South Fla.	67 47	1	A	South Carolina	52 70				
209	A	Houston	92 40					200	H	Memphis	94 55				
76	A	Cincinnati	105 58					2	H	Oregon	56 74				
37	H	UCF	66 53					76	H	Cincinnati	80 50				
166	H	Tulane	74 31												

Non-Div I Games:

UConn

■ Loss,
 ■ Non-Conf, S Site,
 ■ Home
 ■ Away
 N Neutral

Average RPI Win:	297	WON-LOST	WINNING	LAST 10	STRENGTH OF	OPP. STRENGTH	TEAM	ADJ.	CONF.	ADJ CONF.
Average RPI Loss:	186	RECORD	PCT. RANK	GAMES	SCHEDULE	OF SCHEDULE	RPI	RPI	RPI	RPI
DIV. I ONLY	3- 26	342	1-9	274	261	340	340	22	22	
DIV. I NON-CONF.	1- 10	329	0	305	226	337	337	22	22	
TOTALS	RPI 1-25	RPI 26-50	W-L RECORDS	RPI 51-100	RPI 101-150	RPI 150+				
3- 26	0- 0	0- 1	OVERALL	0- 3	0- 5	3- 17				
2- 12	0- 0	0- 1	HOME	0- 1	0- 2	2- 8				
1- 14	0- 0	0- 0	AWAY	0- 2	0- 3	1- 9				
0- 0	0- 0	0- 0	NEUTRAL	0- 0	0- 0	0- 0				
1- 10	0- 0	0- 1	NON-CONFERENCE	0- 1	0- 3	1- 5				
0- 5	0- 0	0- 1	HOME	0- 0	0- 1	0- 3				
1- 5	0- 0	0- 0	AWAY	0- 1	0- 2	1- 2				
0- 0	0- 0	0- 0	NEUTRAL	0- 0	0- 0	0- 0				
2- 16	0- 0	0- 0	CONFERENCE	0- 2	0- 2	2- 12				
2- 7	0- 0	0- 0	HOME	0- 1	0- 1	2- 5				
0- 9	0- 0	0- 0	AWAY	0- 1	0- 1	0- 7				
0- 0	0- 0	0- 0	NEUTRAL	0- 0	0- 0	0- 0				

























































RPI S	Opponent	Score	RPI S	Opponent	Score	RPI S	Opponent	Score	RPI S	Opponent	Score	Team's RPI: 340
39	H Florida St.	42 86	74	A IUPUI	51 87	111	A Kansas	50 91				
			74	H IUPUI	49 88	120	A Green Bay	36 73				
			85	A Kansas St.	40 84	120	H Green Bay	49 75				
						146	H Western Mich.	52 80				
						149	A Valparaiso	37 63				
						153	A Wright St.	55 79				
						153	H Wright St.	43 58				
						175	H Eastern Mich.	59 68				
						177	A Northern Ky.	35 78				
						177	H Northern Ky.	46 88				
						201	A Cleveland St.	44 84				
						201	H Cleveland St.	43 83				
						208	H Eastern Ill.	45 80				
						212	A Miami (OH)	35 85				
						222	A Milwaukee	55 71				
						222	H Milwaukee	60 66				
						259	A Youngstown St.	65 77				
						259	H Youngstown St.	59 53				
						274	H Indiana St.	40 61				
						283	A Oakland	46 63				
						283	H Oakland	70 64				
						334	A Detroit Mercy	52 58				
						334	H Detroit Mercy	62 70				
						339	A Purdue Fort Wayne	50 61				
						349	A Chicago St.	73 61				
LAST 10 Division I												
74	A IUPUI	51 87	334	A Detroit Mercy	52 58							
222	H Milwaukee	60 66	283	A Oakland	46 63							
120	H Green Bay	49 75	201	H Cleveland St.	43 83							
153	A Wright St.	55 79	259	H Youngstown St.	59 53							
177	A Northern Ky.	35 78	74	H IUPUI	49 88							

Non-Div I Games:

UIC





■ Loss,
■ Non-Conf,
■ S Site,
■ H Home
■ A Away
N Neutral

Average RPI Win:	271	WON-LOST	WINNING	LAST 10	STRENGTH OF	OPP. STRENGTH	TEAM	ADJ.	CONF.	ADJ CONF.
Average RPI Loss:	198	RECORD	PCT. RANK	GAMES	SCHEDULE	OF SCHEDULE	RPI	RPI	RPI	RPI
DIV. I ONLY	9- 17	270	5-5	260	332	290	290	26	26	
DIV. I NON-CONF.	3- 7	252	0	225	331	283	283	27	27	
TOTALS	RPI 1-25	RPI 26-50	W-L RECORDS	RPI 51-100	RPI 101-150	RPI 150+				
9- 17	0- 0	0- 0	OVERALL	0- 2	0- 3	9- 12				
6- 5	0- 0	0- 0	HOME	0- 1	0- 0	6- 4				
3- 10	0- 0	0- 0	AWAY	0- 1	0- 3	3- 6				
0- 2	0- 0	0- 0	NEUTRAL	0- 0	0- 0	0- 2				
3- 7	0- 0	0- 0	NON-CONFERENCE	0- 0	0- 3	3- 4				
2- 1	0- 0	0- 0	HOME	0- 0	0- 0	2- 1				
1- 4	0- 0	0- 0	AWAY	0- 0	0- 3	1- 1				
0- 2	0- 0	0- 0	NEUTRAL	0- 0	0- 0	0- 2				
6- 10	0- 0	0- 0	CONFERENCE	0- 2	0- 0	6- 8				
4- 4	0- 0	0- 0	HOME	0- 1	0- 0	4- 3				
2- 6	0- 0	0- 0	AWAY	0- 1	0- 0	2- 5				
0- 0	0- 0	0- 0	NEUTRAL	0- 0	0- 0	0- 0				

RPI 1-25			RPI 26-50			RPI 51-100			RPI 101+			Team's RPI: 290
RPI	S	Opponent	Score	RPI	S	Opponent	Score	RPI	S	Opponent	Score	
						81  Stony Brook	45  57	103  Syracuse	48  82			
						81  Stony Brook	49  66	108  William & Mary	48  76			
								142  Mt. St. Mary's	61  71			
								161  Lafayette	65 58			
								164  Binghamton	58  66			
								164  Binghamton	43  61			
								172  Maine	74 54			
								172  Maine	54  66			
								189 N La Salle	58  74			
								218  UMass Lowell	64  75			
								218  UMass Lowell	65 52			
								225 N Kennesaw St.	44  59			
								244  Morgan St.	65 63			
								265  Howard	61  72			
								267  New Hampshire	51  56			
								267  New Hampshire	63  72			
								298  Wagner	60  67			
								306  Vermont	58  60			
								306  Vermont	54 47			
								319  Albany (NY)	51  56			
								319  Albany (NY)	54 44			
								332  Coppin St.	71 48			
								344  Hartford	56 47			
								344  Hartford	61 54			
LAST 10 Division I												
						172  Maine	54  66	218  UMass Lowell	65 52			
						164  Binghamton	58  66	344  Hartford	56 47			
						306  Vermont	54 47	81  Stony Brook	49  66			
						319  Albany (NY)	54 44	319  Albany (NY)	51  56			
						267  New Hampshire	51  56	172  Maine	74 54			

Non-Div I Games: Gettysburg 92 50

UMBC

 Loss,  Non-Conf, S Site,  Home  Away N Neutral

Average RPI Win:	247	WON-LOST	WINNING	LAST 10	STRENGTH OF	OPP. STRENGTH	TEAM	ADJ.	CONF.	ADJ CONF.
Average RPI Loss:	192	RECORD	PCT. RANK	GAMES	SCHEDULE	OF SCHEDULE	RPI	RPI	RPI	RPI
DIV. I ONLY	5- 21	320	3-7	196	312	315	315	29	29	
DIV. I NON-CONF.	1- 10	329	0	85	131	293	293	29	29	
TOTALS	RPI 1-25	RPI 26-50	W-L RECORDS	RPI 51-100	RPI 101-150	RPI 150+				
5- 21	0- 1	0- 1	OVERALL	0- 1	1- 5	4- 13				
3- 8	0- 0	0- 0	HOME	0- 0	1- 2	2- 6				
2- 13	0- 1	0- 1	AWAY	0- 1	0- 3	2- 7				
0- 0	0- 0	0- 0	NEUTRAL	0- 0	0- 0	0- 0				
1- 10	0- 1	0- 1	NON-CONFERENCE	0- 1	1- 4	0- 3				
1- 3	0- 0	0- 0	HOME	0- 0	1- 1	0- 2				
0- 7	0- 1	0- 1	AWAY	0- 1	0- 3	0- 1				
0- 0	0- 0	0- 0	NEUTRAL	0- 0	0- 0	0- 0				
4- 11	0- 0	0- 0	CONFERENCE	0- 0	0- 1	4- 10				
2- 5	0- 0	0- 0	HOME	0- 0	0- 1	2- 4				
2- 6	0- 0	0- 0	AWAY	0- 0	0- 0	2- 6				
0- 0	0- 0	0- 0	NEUTRAL	0- 0	0- 0	0- 0				

RPI 1-25				RPI 26-50				RPI 51-100				RPI 101+ Team's RPI: 315			
RPI	S	Opponent	Score	RPI	S	Opponent	Score	RPI	S	Opponent	Score	RPI	S	Opponent	Score
23	A	Old Dominion	39 48	32	A	Virginia Tech	43 86	55	A	Charlotte	44 64	103	A	Syracuse	50 65
												106	H	Bethune-Cookman	53 62
												108	A	William & Mary	50 78
												128	H	Richmond	52 64
												136	A	UNC Greensboro	48 86
												142	H	Mt. St. Mary's	78 76
												155	A	N.C. A&T	57 72
												155	H	N.C. A&T	31 67
												156	A	Norfolk St.	45 68
												235	A	East Carolina	42 57
												243	H	Georgetown	39 57
												244	A	Morgan St.	71 61
												244	H	Morgan St.	44 55
												265	A	Howard	71 70
												265	H	Howard	58 79
												273	H	Longwood	62 71
												277	A	Delaware St.	58 72
												277	H	Delaware St.	68 53
												305	A	N.C. Central	70 78
												305	H	N.C. Central	65 63
												332	A	Coppin St.	63 66
												341	H	Florida A&M	71 81
												350	A	South Carolina St.	55 60
LAST 10 Division I															
				265	A	Howard	71 70					106	H	Bethune-Cookman	53 62
				277	H	Delaware St.	68 53					332	A	Coppin St.	63 66
				155	A	N.C. A&T	57 72					244	A	Morgan St.	71 61
				305	A	N.C. Central	70 78					277	A	Delaware St.	58 72
				341	H	Florida A&M	71 81					244	H	Morgan St.	44 55

Non-Div I Games: Greensboro 65 48 Wesley 75 29

UMES

Loss, Non-Conf, S Site, H Home A Away N Neutral

U
M
K
C

U
M
K
C

UMKC

Page 317

Average RPI Win:	295	WON-LOST	WINNING	LAST 10	STRENGTH OF	OPP. STRENGTH	TEAM	ADJ.	CONF.	ADJ CONF.
Average RPI Loss:	142	RECORD	PCT. RANK	GAMES	SCHEDULE	OF SCHEDULE	RPI	RPI	RPI	RPI
DIV. I ONLY	15- 14	164	5-5	261	309	218	218	26	26	
DIV. I NON-CONF.	4- 9	250	0	238	296	279	279	27	27	
TOTALS	RPI 1-25	RPI 26-50	W-L RECORDS	RPI 51-100	RPI 101-150	RPI 150+				
15- 14	0- 0	0- 0	OVERALL	0- 4	0- 3	15- 7				
8- 6	0- 0	0- 0	HOME	0- 2	0- 1	8- 3				
7- 8	0- 0	0- 0	AWAY	0- 2	0- 2	7- 4				
0- 0	0- 0	0- 0	NEUTRAL	0- 0	0- 0	0- 0				
4- 9	0- 0	0- 0	NON-CONFERENCE	0- 2	0- 3	4- 4				
2- 4	0- 0	0- 0	HOME	0- 1	0- 1	2- 2				
2- 5	0- 0	0- 0	AWAY	0- 1	0- 2	2- 2				
0- 0	0- 0	0- 0	NEUTRAL	0- 0	0- 0	0- 0				
11- 5	0- 0	0- 0	CONFERENCE	0- 2	0- 0	11- 3				
6- 2	0- 0	0- 0	HOME	0- 1	0- 0	6- 1				
5- 3	0- 0	0- 0	AWAY	0- 1	0- 0	5- 2				
0- 0	0- 0	0- 0	NEUTRAL	0- 0	0- 0	0- 0				

RPI 1-25			RPI 26-50			RPI 51-100			RPI 101+			Team's RPI: 218
RPI	S	Opponent	Score	RPI	S	Opponent	Score	RPI	S	Opponent	Score	
						53 H Yale	59 67	102 A Colgate		51 73		
						64 A Boston College	46 89	111 A Kansas		44 79		
						81 A Stony Brook	41 60	143 H Massachusetts		58 74		
						81 H Stony Brook	69 89	164 A Binghamton		66 56		
								164 H Binghamton		58 62		
								172 A Maine		53 77		
								172 H Maine		66 57		
								174 H Dartmouth		51 62		
								182 A Merrimack		50 73		
								184 A Providence		38 63		
								187 H Cornell		56 70		
								267 A New Hampshire		66 53		
								267 H New Hampshire		58 53		
								290 A UMBC		52 65		
								290 H UMBC		75 64		
								306 A Vermont		62 58		
								306 H Vermont		61 47		
								317 H Fairleigh Dickinson		61 56		
								319 A Albany (NY)		78 75		
								319 H Albany (NY)		53 51		
								326 A Bryant		55 35		
								335 H LIU Brooklyn		65 56		
								344 A Hartford		68 63		
								344 H Hartford		64 56		
								346 A Central Conn. St.		56 54		
LAST 10 Division I												
						306 A Vermont	62 58	290 A UMBC		52 65		
						319 A Albany (NY)	78 75	81 H Stony Brook		69 89		
						164 H Binghamton	58 62	267 A New Hampshire		66 53		
						344 H Hartford	64 56	81 A Stony Brook		41 60		
						172 A Maine	53 77	306 H Vermont		61 47		

Non-Div I Games:

UMass Lowell

■ Loss,
 ■ Non-Conf,
 ■ S Site,
 ■ H Home
 ■ A Away
 N Neutral

UNC Asheville

Through Games Of March 2, 2020

Average RPI Win:	269	WON-LOST	WINNING	LAST 10	STRENGTH OF	OPP. STRENGTH	TEAM	ADJ.	CONF.	ADJ CONF.
Average RPI Loss:	209	RECORD	PCT. RANK	GAMES	SCHEDULE	OF SCHEDULE	RPI	RPI	RPI	RPI
DIV. I ONLY	13- 12	158	4-6	335	329	250	250	25	25	
DIV. I NON-CONF.	4- 3	138	0	339	340	241	241	28	28	
TOTALS	RPI 1-25	RPI 26-50	W-L RECORDS	RPI 51-100	RPI 101-150	RPI 150+				
13- 12	0- 0	0- 0	OVERALL	0- 1	1- 4	12- 7				
6- 5	0- 0	0- 0	HOME	0- 0	1- 2	5- 3				
6- 7	0- 0	0- 0	AWAY	0- 1	0- 2	6- 4				
1- 0	0- 0	0- 0	NEUTRAL	0- 0	0- 0	1- 0				
4- 3	0- 0	0- 0	NON-CONFERENCE	0- 1	0- 1	4- 1				
1- 1	0- 0	0- 0	HOME	0- 0	0- 1	1- 0				
2- 2	0- 0	0- 0	AWAY	0- 1	0- 0	2- 1				
1- 0	0- 0	0- 0	NEUTRAL	0- 0	0- 0	1- 0				
9- 9	0- 0	0- 0	CONFERENCE	0- 0	1- 3	8- 6				
5- 4	0- 0	0- 0	HOME	0- 0	1- 1	4- 3				
4- 5	0- 0	0- 0	AWAY	0- 0	0- 2	4- 3				
0- 0	0- 0	0- 0	NEUTRAL	0- 0	0- 0	0- 0				

RPI 1-25			RPI 26-50			RPI 51-100			RPI 101+			Team's RPI: 250
RPI	S	Opponent	Score	RPI	S	Opponent	Score	RPI	S	Opponent	Score	
						97 A Miami (FL)	46 75			119 A Campbell	52 59	
										119 H Campbell	60 52	
										136 H UNC Greensboro	40 67	
										148 A Hampton	59 68	
										148 H Hampton	66 76	
										173 H High Point	76 60	
										180 A Gardner-Webb	55 85	
										180 H Gardner-Webb	59 65	
										191 A Radford	63 50	
										253 N Southern U.	53 34	
										258 A Winthrop	50 43	
										258 H Winthrop	65 55	
										270 A Wofford	38 75	
										273 A Longwood	56 73	
										273 H Longwood	51 54	
										289 A ETSU	72 54	
										307 A Presbyterian	64 48	
										307 H Presbyterian	54 39	
										328 A USC Upstate	68 48	
										328 H USC Upstate	53 45	
										342 A Western Caro.	64 47	
										343 A Charleston So.	54 56	
										343 H Charleston So.	48 60	
										350 H South Carolina St.	82 51	
LAST 10 Division I												
						180 A Gardner-Webb	55 85			119 A Campbell	52 59	
						328 H USC Upstate	53 45			273 H Longwood	51 54	
						343 A Charleston So.	54 56			148 H Hampton	66 76	
						258 H Winthrop	65 55			258 A Winthrop	50 43	
						307 A Presbyterian	64 48			273 A Longwood	56 73	

Non-Div I Games: Montreat 89 45 Lenoir-Rhyne 68 48

UNC Asheville

Loss, Non-Conf, S Site, H Home A Away N Neutral

UNC Greensboro

Through Games Of March 2, 2020

Average RPI Win:	254	WON-LOST	WINNING	LAST 10	STRENGTH OF	OPP. STRENGTH	TEAM	ADJ.	CONF.	ADJ CONF.
Average RPI Loss:	161	RECORD	PCT. RANK	GAMES	SCHEDULE	OF SCHEDULE	RPI	RPI	RPI	RPI
DIV. I ONLY	18- 8	61	6-4	286	286	136	136	27	27	
DIV. I NON-CONF.	8- 4	90	0	127	313	83	83	21	21	
TOTALS	RPI 1-25	RPI 26-50	W-L RECORDS	RPI 51-100	RPI 101-150	RPI 150+				
18- 8	0- 0	0- 0	OVERALL	1- 1	1- 2	16- 5				
10- 2	0- 0	0- 0	HOME	0- 0	0- 1	10- 1				
8- 6	0- 0	0- 0	AWAY	1- 1	1- 1	6- 4				
0- 0	0- 0	0- 0	NEUTRAL	0- 0	0- 0	0- 0				
8- 4	0- 0	0- 0	NON-CONFERENCE	1- 1	1- 2	6- 1				
4- 1	0- 0	0- 0	HOME	0- 0	0- 1	4- 0				
4- 3	0- 0	0- 0	AWAY	1- 1	1- 1	2- 1				
0- 0	0- 0	0- 0	NEUTRAL	0- 0	0- 0	0- 0				
10- 4	0- 0	0- 0	CONFERENCE	0- 0	0- 0	10- 4				
6- 1	0- 0	0- 0	HOME	0- 0	0- 0	6- 1				
4- 3	0- 0	0- 0	AWAY	0- 0	0- 0	4- 3				
0- 0	0- 0	0- 0	NEUTRAL	0- 0	0- 0	0- 0				

RPI S	Opponent	Score	RPI S	Opponent	Score	RPI S	Opponent	Score	RPI S	Opponent	Score	Team's RPI: 136
83	A Coastal Caro.	54	63	98	A Liberty	58	53	119	A Campbell	64	72	
								127	A Wake Forest	67	65	
								128	H Richmond	62	70	
								155	A N.C. A&T	48	57	
								170	A Samford	57	69	
								170	H Samford	42	56	
								173	H High Point	82	70	
								193	A Chattanooga	59	74	
								193	H Chattanooga	49	41	
								199	A Furman	59	53	
								199	H Furman	61	53	
								247	H Appalachian St.	54	47	
								250	A UNC Asheville	67	40	
								262	A Col. of Charleston	69	56	
								270	A Wofford	61	66	
								270	H Wofford	49	45	
								289	A ETSU	65	45	
								289	H ETSU	63	47	
								313	H Georgia St.	64	49	
								315	H UMES	86	48	
								329	A Mercer	60	50	
								329	H Mercer	67	51	
								342	A Western Caro.	72	61	
								342	H Western Caro.	54	43	
LAST 10 Division I												
329	A Mercer	60	50	289	A ETSU	65	45					
170	A Samford	57	69	193	A Chattanooga	59	74					
199	H Furman	61	53	170	H Samford	42	56					
270	H Wofford	49	45	329	H Mercer	67	51					
342	A Western Caro.	72	61	270	A Wofford	61	66					

Non-Div I Games: Erskine 106 44 Concord 80 45 Lenoir-Rhyne 84 59

UNC Greensboro

Loss, Non-Conf, S Site, H Home A Away N Neutral

Average RPI Win:	251	WON-LOST	WINNING	LAST 10	STRENGTH OF	OPP. STRENGTH	TEAM	ADJ.	CONF.	ADJ CONF.
Average RPI Loss:	146	RECORD	PCT. RANK	GAMES	SCHEDULE	OF SCHEDULE	RPI	RPI	RPI	RPI
DIV. I ONLY	8- 17	283	4-6	182	191	271	271	14	14	
DIV. I NON-CONF.	2- 7	288	0	217	304	302	302	13	13	
TOTALS	RPI 1-25	RPI 26-50	W-L RECORDS	RPI 51-100	RPI 101-150	RPI 150+				
8- 17	0- 1	0- 3	OVERALL	0- 1	1- 3	7- 9				
5- 8	0- 0	0- 2	HOME	0- 1	0- 1	5- 4				
3- 8	0- 1	0- 1	AWAY	0- 0	1- 1	2- 5				
0- 1	0- 0	0- 0	NEUTRAL	0- 0	0- 1	0- 0				
2- 7	0- 1	0- 0	NON-CONFERENCE	0- 1	0- 2	2- 3				
1- 3	0- 0	0- 0	HOME	0- 1	0- 0	1- 2				
1- 3	0- 1	0- 0	AWAY	0- 0	0- 1	1- 1				
0- 1	0- 0	0- 0	NEUTRAL	0- 0	0- 1	0- 0				
6- 10	0- 0	0- 3	CONFERENCE	0- 0	1- 1	5- 6				
4- 5	0- 0	0- 2	HOME	0- 0	0- 1	4- 2				
2- 5	0- 0	0- 1	AWAY	0- 0	1- 0	1- 4				
0- 0	0- 0	0- 0	NEUTRAL	0- 0	0- 0	0- 0				

RPI 1-25				RPI 26-50				RPI 51-100				RPI 101+ Team's RPI: 271			
RPI	S	Opponent	Score	RPI	S	Opponent	Score	RPI	S	Opponent	Score	RPI	S	Opponent	Score
21	A	NC State	40 80	36	A	James Madison	52 76	83	H	Coastal Caro.	43 62	108	A	William & Mary	72 55
				36	H	James Madison	58 66					108	H	William & Mary	55 63
				40	H	Drexel	72 73					127	A	Wake Forest	55 65
												138	N	North Carolina	45 85
												151	A	Northeastern	61 63
												151	H	Northeastern	61 48
												178	A	Elon	53 77
												178	H	Elon	57 60
												179	H	Delaware	71 65
												183	A	Towson	45 78
												183	H	Towson	41 62
												225	H	Kennesaw St.	56 58
												258	H	Winthrop	63 75
												262	A	Col. of Charleston	63 67
												262	H	Col. of Charleston	74 50
												273	A	Longwood	58 59
												307	A	Presbyterian	70 60
												325	A	Hofstra	62 59
												325	H	Hofstra	56 43
												350	H	South Carolina St.	84 46
LAST 10 Division I															
				325	H	Hofstra	56 43					108	H	William & Mary	55 63
				151	H	Northeastern	61 48					178	H	Elon	57 60
				262	H	Col. of Charleston	74 50					151	A	Northeastern	61 63
				36	A	James Madison	52 76					325	A	Hofstra	62 59
				183	A	Towson	45 78					262	A	Col. of Charleston	63 67

Non-Div I Games: Catawba 75 78 Mount Olive 75 67

UNCW

Loss, Non-Conf, S Site, H Home A Away N Neutral

Average RPI Win:	170	WON-LOST	WINNING	LAST 10	STRENGTH OF	OPP. STRENGTH	TEAM	ADJ.	CONF.	ADJ CONF.
Average RPI Loss:	69	RECORD	PCT. RANK	GAMES	SCHEDULE	OF SCHEDULE	RPI	RPI	RPI	RPI
DIV. I ONLY	16- 11	118	6-4	87	71	75	75	8	8	
DIV. I NON-CONF.	7- 3	80	0	110	5	48	48	7	7	
<hr/>										
TOTALS	RPI 1-25	RPI 26-50	W-L RECORDS	RPI 51-100	RPI 101-150	RPI 150+				
16- 11	1- 3	1- 3	OVERALL	2- 3	3- 1	9- 1				
9- 2	1- 1	1- 0	HOME	1- 1	2- 0	4- 0				
7- 7	0- 1	0- 3	AWAY	1- 1	1- 1	5- 1				
0- 2	0- 1	0- 0	NEUTRAL	0- 1	0- 0	0- 0				
7- 3	1- 1	0- 1	NON-CONFERENCE	2- 1	0- 0	4- 0				
3- 0	1- 0	0- 0	HOME	1- 0	0- 0	1- 0				
4- 1	0- 0	0- 1	AWAY	1- 0	0- 0	3- 0				
0- 2	0- 1	0- 0	NEUTRAL	0- 1	0- 0	0- 0				
9- 8	0- 2	1- 2	CONFERENCE	0- 2	3- 1	5- 1				
6- 2	0- 1	1- 0	HOME	0- 1	2- 0	3- 0				
3- 6	0- 1	0- 2	AWAY	0- 1	1- 1	2- 1				
0- 0	0- 0	0- 0	NEUTRAL	0- 0	0- 0	0- 0				

RPI 1-25				RPI 26-50				RPI 51-100 Team's RPI: 75				RPI 101+			
RPI	S	Opponent	Score	RPI	S	Opponent	Score	RPI	S	Opponent	Score	RPI	S	Opponent	Score
9	A	Missouri St.	66 80	26	A	Drake	87 104	52	A	Iowa St.	71 63	104	A	Southern Ill.	60 57
9	H	Missouri St.	55 66	41	A	Bradley	47 61	58	N	Alabama	77 87	104	H	Southern Ill.	71 66
12	H	Iowa	88 66	41	H	Bradley	64 57	61	A	Illinois St.	57 65	149	A	Valparaiso	69 72
22	N	Ohio St.	46 64	45	A	Creighton	54 57	61	H	Illinois St.	61 69	149	H	Valparaiso	77 70
								74	H	IUPUI	51 50	162	A	Loyola Chicago	73 70
												162	H	Loyola Chicago	70 50
												167	A	Missouri	78 73
												171	A	Wichita St.	61 50
												268	H	North Dakota St.	95 63
												274	A	Indiana St.	63 65
												274	H	Indiana St.	73 43
												316	A	Omaha	81 45
												331	A	Evansville	67 49
												331	H	Evansville	76 60
<hr/>															
LAST 10 Division I															
162	A	Loyola Chicago	73 70	274	A	Indiana St.	63 65								
149	A	Valparaiso	69 72	104	H	Southern Ill.	71 66								
41	H	Bradley	64 57	9	H	Missouri St.	55 66								
61	H	Illinois St.	61 69	149	H	Valparaiso	77 70								
331	A	Evansville	67 49	162	H	Loyola Chicago	70 50								

Non-Div I Games: Northwest Mo. St. 78 53

UNI

Average RPI Win:	210	WON-LOST	WINNING	LAST 10	STRENGTH OF	OPP. STRENGTH	TEAM	ADJ.	CONF.	ADJ CONF.
Average RPI Loss:	155	RECORD	PCT. RANK	GAMES	SCHEDULE	OF SCHEDULE	RPI	RPI	RPI	RPI
DIV. I ONLY	13- 17	216	3-7	159	180	219	219	17	17	
DIV. I NON-CONF.	4- 7	225	0	173	94	247	247	19	19	
TOTALS	RPI 1-25	RPI 26-50	W-L RECORDS	RPI 51-100	RPI 101-150	RPI 150+				
13- 17	0- 1	0- 0	OVERALL	3- 5	0- 3	10- 8				
9- 7	0- 1	0- 0	HOME	3- 2	0- 1	6- 3				
4- 9	0- 0	0- 0	AWAY	0- 3	0- 1	4- 5				
0- 1	0- 0	0- 0	NEUTRAL	0- 0	0- 1	0- 0				
4- 7	0- 1	0- 0	NON-CONFERENCE	2- 2	0- 0	2- 4				
3- 4	0- 1	0- 0	HOME	2- 1	0- 0	1- 2				
1- 3	0- 0	0- 0	AWAY	0- 1	0- 0	1- 2				
0- 0	0- 0	0- 0	NEUTRAL	0- 0	0- 0	0- 0				
9- 10	0- 0	0- 0	CONFERENCE	1- 3	0- 3	8- 4				
6- 3	0- 0	0- 0	HOME	1- 1	0- 1	5- 1				
3- 6	0- 0	0- 0	AWAY	0- 2	0- 1	3- 3				
0- 1	0- 0	0- 0	NEUTRAL	0- 0	0- 1	0- 0				

RPI 1-25				RPI 26-50				RPI 51-100				RPI 101+ Team's RPI: 219			
RPI	S	Opponent	Score	RPI	S	Opponent	Score	RPI	S	Opponent	Score	RPI	S	Opponent	Score
24	H	Duke	45 57					57	H	Virginia	55 63	147	A	San Jose St.	60 62
								63	H	St. John's (NY)	79 75	147	H	San Jose St.	63 76
								67	H	South Fla.	61 51	147	N	San Jose St.	48 67
								68	A	Fresno St.	58 72	157	H	Wyoming	65 53
								68	H	Fresno St.	66 72	176	A	Southern Utah	68 72
								84	A	Southern California	54 75	178	H	Elon	44 50
								95	A	Boise St.	52 81	196	A	Pepperdine	69 44
								95	H	Boise St.	66 65	216	H	Cal St. Fullerton	58 64
												226	A	New Mexico	68 51
												226	H	New Mexico	64 80
												230	A	Nevada	59 62
												230	H	Nevada	66 64
												239	A	San Diego St.	39 48
												239	H	San Diego St.	72 67
												240	A	Grand Canyon	51 53
												269	A	Air Force	67 60
												278	A	Utah St.	60 46
												278	H	Utah St.	69 45
												287	A	Colorado St.	56 60
												287	H	Colorado St.	56 52
												350	H	South Carolina St.	66 57
LAST 10 Division I															
147	N	San Jose St.	48 67	226	H	New Mexico	64 80								
147	H	San Jose St.	63 76	230	A	Nevada	59 62								
95	A	Boise St.	52 81	68	A	Fresno St.	58 72								
239	H	San Diego St.	72 67	278	H	Utah St.	69 45								
287	A	Colorado St.	56 60	287	H	Colorado St.	56 52								

Non-Div I Games:

UNLV

■ Loss,
 ■ Non-Conf,
 ■ S Site,
 ■ H Home
 ■ A Away
 N Neutral

USC Upstate

Through Games Of March 2, 2020

Average RPI Win:	338	WON-LOST	WINNING	LAST 10	STRENGTH OF	OPP. STRENGTH	TEAM	ADJ.	CONF.	ADJ CONF.
Average RPI Loss:	180	RECORD	PCT. RANK	GAMES	SCHEDULE	OF SCHEDULE	RPI	RPI	RPI	RPI
DIV. I ONLY	6- 19	311	2-8	288	292	328	328	25	25	
DIV. I NON-CONF.	3- 4	201	0	320	177	280	280	28	28	
TOTALS	RPI 1-25	RPI 26-50	W-L RECORDS	RPI 51-100	RPI 101-150	RPI 150+				
6- 19	0- 1	0- 0	OVERALL	0- 1	0- 4	6- 13				
5- 8	0- 0	0- 0	HOME	0- 0	0- 2	5- 6				
1- 11	0- 1	0- 0	AWAY	0- 1	0- 2	1- 7				
0- 0	0- 0	0- 0	NEUTRAL	0- 0	0- 0	0- 0				
3- 4	0- 1	0- 0	NON-CONFERENCE	0- 1	0- 0	3- 2				
3- 0	0- 0	0- 0	HOME	0- 0	0- 0	3- 0				
0- 4	0- 1	0- 0	AWAY	0- 1	0- 0	0- 2				
0- 0	0- 0	0- 0	NEUTRAL	0- 0	0- 0	0- 0				
3- 15	0- 0	0- 0	CONFERENCE	0- 0	0- 4	3- 11				
2- 8	0- 0	0- 0	HOME	0- 0	0- 2	2- 6				
1- 7	0- 0	0- 0	AWAY	0- 0	0- 2	1- 5				
0- 0	0- 0	0- 0	NEUTRAL	0- 0	0- 0	0- 0				

RPI	S	Opponent	Score	RPI	S	Opponent	Score	RPI	S	Opponent	Score	RPI	S	Opponent	Score	Team's RPI: 328
1	A	South Carolina	32 112					70	A	Georgia	53 67	119	A	Campbell	38 50	
												119	H	Campbell	72 80	
												148	A	Hampton	40 60	
												148	H	Hampton	73 86	
												152	A	Jacksonville	43 87	
												173	A	High Point	46 85	
												173	H	High Point	45 81	
												180	A	Gardner-Webb	53 63	
												180	H	Gardner-Webb	59 70	
												191	A	Radford	57 78	
												191	H	Radford	41 57	
												235	A	East Carolina	48 69	
												250	A	UNC Asheville	45 53	
												250	H	UNC Asheville	48 68	
												258	H	Winthrop	38 52	
												273	H	Longwood	62 70	
												307	A	Presbyterian	42 55	
												307	H	Presbyterian	70 60	
												341	H	Florida A&M	74 61	
												342	H	Western Caro.	70 62	
												343	A	Charleston So.	71 64	
												343	H	Charleston So.	70 53	
												350	H	South Carolina St.	58 47	
LAST 10 Division I																
180	H	Gardner-Webb	59 70	173	H	High Point	45 81									
191	A	Radford	57 78	307	H	Presbyterian	70 60									
250	A	UNC Asheville	45 53	119	H	Campbell	72 80									
148	H	Hampton	73 86	307	A	Presbyterian	42 55									
343	A	Charleston So.	71 64	191	H	Radford	41 57									

Non-Div I Games: Mars Hill 89 31 UNKNOWN 71 49

USC Upstate

Loss, Non-Conf, S Site, H Home A Away N Neutral

Average RPI Win:	247	WON-LOST	WINNING	LAST 10	STRENGTH OF	OPP. STRENGTH	TEAM	ADJ.	CONF.	ADJ CONF.
Average RPI Loss:	72	RECORD	PCT. RANK	GAMES	SCHEDULE	OF SCHEDULE	RPI	RPI	RPI	RPI
DIV. I ONLY	18- 10	87	7-3	125	182	105	105	21	21	
DIV. I NON-CONF.	6- 6	164	0	57	70	108	108	20	20	
TOTALS	RPI 1-25	RPI 26-50	W-L RECORDS	RPI 51-100	RPI 101-150	RPI 150+				
18- 10	0- 3	0- 1	OVERALL	1- 4	0- 1	17- 1				
11- 3	0- 0	0- 0	HOME	0- 2	0- 1	11- 0				
7- 4	0- 1	0- 1	AWAY	1- 1	0- 0	6- 1				
0- 3	0- 2	0- 0	NEUTRAL	0- 1	0- 0	0- 0				
6- 6	0- 3	0- 0	NON-CONFERENCE	1- 2	0- 1	5- 0				
3- 2	0- 0	0- 0	HOME	0- 1	0- 1	3- 0				
3- 1	0- 1	0- 0	AWAY	1- 0	0- 0	2- 0				
0- 3	0- 2	0- 0	NEUTRAL	0- 1	0- 0	0- 0				
12- 4	0- 0	0- 1	CONFERENCE	0- 2	0- 0	12- 1				
8- 1	0- 0	0- 0	HOME	0- 1	0- 0	8- 0				
4- 3	0- 0	0- 1	AWAY	0- 1	0- 0	4- 1				
0- 0	0- 0	0- 0	NEUTRAL	0- 0	0- 0	0- 0				

RPI 1-25				RPI 26-50				RPI 51-100				RPI 101+ Team's RPI: 105			
RPI	S	Opponent	Score	RPI	S	Opponent	Score	RPI	S	Opponent	Score	RPI	S	Opponent	Score
2	N	Oregon	54 91	43	A	Troy	69 85	51	N	Oklahoma St.	47 60	135	H	Texas Southern	63 74
5	N	Louisville	67 76					54	H	Marist	57 73	153	H	Wright St.	68 62
7	A	Northwestern	47 74					83	A	Coastal Caro.	56 62	185	H	Louisiana	79 52
								83	H	Coastal Caro.	62 80	202	A	Little Rock	62 46
								85	A	Kansas St.	57 53	202	H	Little Rock	65 58
												221	H	SMU	51 46
												238	A	South Alabama	68 45
												247	A	Appalachian St.	82 60
												247	H	Appalachian St.	63 44
												248	A	North Texas	68 49
												252	A	Texas St.	55 72
												252	H	Texas St.	69 49
												254	A	Arkansas St.	89 62
												254	H	Arkansas St.	71 44
												300	H	Ga. Southern	101 73
												313	H	Georgia St.	58 32
												347	A	Grambling	88 54
												348	H	La.-Monroe	72 34
												349	H	Chicago St.	84 53
LAST 10 Division I															
300	H	Ga. Southern	101 73	83	H	Coastal Caro.	62 80								
313	H	Georgia St.	58 32	247	H	Appalachian St.	63 44								
252	H	Texas St.	69 49	252	A	Texas St.	55 72								
202	A	Little Rock	62 46	43	A	Troy	69 85								
254	A	Arkansas St.	89 62	238	A	South Alabama	68 45								

Non-Div I Games:

UT Arlington

■ Loss,
 ■ Non-Conf,
 ■ S Site,
 ■ Home
 ■ A Away
 N Neutral

Average RPI Win:	217	WON-LOST	WINNING	LAST 10	STRENGTH OF	OPP. STRENGTH	TEAM	ADJ.	CONF.	ADJ CONF.
Average RPI Loss:	71	RECORD	PCT. RANK	GAMES	SCHEDULE	OF SCHEDULE	RPI	RPI	RPI	RPI
DIV. I ONLY	20- 9	63	9-1	76	201	47	47	20	20	
DIV. I NON-CONF.	4- 7	225	0	12	12	115	115	23	23	
TOTALS	RPI 1-25	RPI 26-50	W-L RECORDS	RPI 51-100	RPI 101-150	RPI 150+				
20- 9	0- 3	0- 1	OVERALL	2- 2	1- 2	17- 1				
13- 1	0- 1	0- 0	HOME	2- 0	1- 0	10- 0				
7- 8	0- 2	0- 1	AWAY	0- 2	0- 2	7- 1				
0- 0	0- 0	0- 0	NEUTRAL	0- 0	0- 0	0- 0				
4- 7	0- 3	0- 1	NON-CONFERENCE	1- 2	0- 1	3- 0				
4- 1	0- 1	0- 0	HOME	1- 0	0- 0	3- 0				
0- 6	0- 2	0- 1	AWAY	0- 2	0- 1	0- 0				
0- 0	0- 0	0- 0	NEUTRAL	0- 0	0- 0	0- 0				
16- 2	0- 0	0- 0	CONFERENCE	1- 0	1- 1	14- 1				
9- 0	0- 0	0- 0	HOME	1- 0	1- 0	7- 0				
7- 2	0- 0	0- 0	AWAY	0- 0	0- 1	7- 1				
0- 0	0- 0	0- 0	NEUTRAL	0- 0	0- 0	0- 0				

RPI 1-25				RPI 26-50				Team's RPI: 47				RPI 51-100				RPI 101+			
RPI	S	Opponent	Score	RPI	S	Opponent	Score	RPI	S	Opponent	Score	RPI	S	Opponent	Score	RPI	S	Opponent	Score
5	H	Louisville	63 71	35	A	Arkansas	46 96	56	H	Belmont	74 57	104	A	Southern Ill.	59 70				
9	A	Gonzaga	55 78					61	A	Illinois St.	47 70	112	A	Southeast Mo. St.	69 71				
14	A	Mississippi St.	46 82					74	H	IUPUI	57 51	112	H	Southeast Mo. St.	78 72				
								91	A	Saint Louis	50 56	168	A	Austin Peay	69 61				
												168	H	Austin Peay	65 61				
												170	H	Samford	80 75				
												193	H	Chattanooga	78 51				
												208	A	Eastern Ill.	70 74				
												208	H	Eastern Ill.	88 64				
												210	A	Tennessee Tech	86 65				
												210	H	Tennessee Tech	71 62				
												233	A	Murray St.	89 64				
												233	H	Murray St.	98 56				
												236	A	Jacksonville St.	73 56				
												236	H	Jacksonville St.	86 72				
												255	H	Lipscomb	83 67				
												281	A	Morehead St.	82 64				
												286	A	Eastern Ky.	65 50				
												333	H	Tennessee St.	88 71				
												338	A	SIUE	79 39				
												338	H	SIUE	75 58				
LAST 10 Division I																			
112	H	Southeast Mo. St.	78 72	112	A	Southeast Mo. St.	69 71	236	H	Jacksonville St.	86 72								
338	H	SIUE	75 58					210	H	Tennessee Tech	71 62								
236	A	Jacksonville St.	73 56					281	A	Morehead St.	82 64								
210	A	Tennessee Tech	86 65					286	A	Eastern Ky.	65 50								
208	H	Eastern Ill.	88 64																

Non-Div I Games:

UT Martin

■ Loss,
 ■ Non-Conf, S Site,
 ■ Home
 ■ Away
 N Neutral

U
T
E
P

UTEP				Through Games Of March 2, 2020						
Average RPI Win:	257	WON-LOST	WINNING	LAST 10	STRENGTH OF	OPP. STRENGTH	TEAM	ADJ.	CONF.	ADJ CONF.
Average RPI Loss:	131	RECORD	PCT. RANK	GAMES	SCHEDULE	OF SCHEDULE	RPI	RPI	RPI	RPI
DIV. I ONLY		15- 12	142	4-6	242	184	214	214	13	13
DIV. I NON-CONF.		7- 4	100	0	314	330	258	258	16	16
<hr/>										
TOTALS	RPI 1-25	RPI 26-50		W-L RECORDS		RPI 51-100	RPI 101-150		RPI 150+	
15- 12	0- 1	0- 4		OVERALL		1- 1	1- 1		13- 5	
12- 6	0- 1	0- 2		HOME		1- 1	1- 0		10- 2	
3- 6	0- 0	0- 2		AWAY		0- 0	0- 1		3- 3	
0- 0	0- 0	0- 0		NEUTRAL		0- 0	0- 0		0- 0	
<hr/>										
7- 4	0- 0	0- 1		NON-CONFERENCE		0- 0	1- 0		6- 3	
6- 3	0- 0	0- 1		HOME		0- 0	1- 0		5- 2	
1- 1	0- 0	0- 0		AWAY		0- 0	0- 0		1- 1	
0- 0	0- 0	0- 0		NEUTRAL		0- 0	0- 0		0- 0	
<hr/>										
8- 8	0- 1	0- 3		CONFERENCE		1- 1	0- 1		7- 2	
6- 3	0- 1	0- 1		HOME		1- 1	0- 0		5- 0	
2- 5	0- 0	0- 2		AWAY		0- 0	0- 1		2- 2	
0- 0	0- 0	0- 0		NEUTRAL		0- 0	0- 0		0- 0	

U
T
E
P

RPI 1-25				RPI 26-50				RPI 51-100				RPI 101+ Team's RPI: 214			
RPI	S	Opponent	Score	RPI	S	Opponent	Score	RPI	S	Opponent	Score	RPI	S	Opponent	Score
23	H	Old Dominion	69 77	27	H	Arizona	43 54	55	H	Charlotte	82 76	124	A	UAB	51 63
				31	A	Western Ky.	65 78	62	H	Rice	61 69	146	H	Western Mich.	76 46
				49	A	Middle Tenn.	60 76					194	H	Fla. Atlantic	96 65
				49	H	Middle Tenn.	80 92					203	A	Southern Miss.	89 72
												203	H	Southern Miss.	80 72
												221	A	SMU	56 60
												226	H	New Mexico	78 93
												242	H	Tulsa	51 58
												246	A	Marshall	66 76
												248	H	North Texas	67 63
												272	A	Louisiana Tech	80 87
												301	H	FIU	64 34
												304	H	UC Riverside	63 50
												311	A	UTSA	85 59
												311	H	UTSA	94 54
												312	A	New Mexico St.	63 57
												312	H	New Mexico St.	65 45
												313	H	Georgia St.	71 68
												322	H	Weber St.	70 51
												324	H	Alcorn	92 47
LAST 10 Division I															
203	H	Southern Miss.	80 72	23	H	Old Dominion	69 77								
49	H	Middle Tenn.	80 92	55	H	Charlotte	82 76								
311	A	UTSA	85 59	124	A	UAB	51 63								
246	A	Marshall	66 76	49	A	Middle Tenn.	60 76								
31	A	Western Ky.	65 78	248	H	North Texas	67 63								

Non-Div I Games:

UTEP

Average RPI Win:	296	WON-LOST	WINNING	LAST 10	STRENGTH OF	OPP. STRENGTH	TEAM	ADJ.	CONF.	ADJ CONF.
Average RPI Loss:	194	RECORD	PCT. RANK	GAMES	SCHEDULE	OF SCHEDULE	RPI	RPI	RPI	RPI
DIV. I ONLY	9- 15	250	5-5	282	324	299	299	31	31	
DIV. I NON-CONF.	1- 8	322	0	145	139	307	307	32	32	
TOTALS	RPI 1-25	RPI 26-50	W-L RECORDS	RPI 51-100	RPI 101-150	RPI 150+				
9- 15	0- 0	0- 1	OVERALL	0- 4	0- 1	9- 9				
7- 4	0- 0	0- 0	HOME	0- 1	0- 1	7- 2				
2- 9	0- 0	0- 1	AWAY	0- 3	0- 0	2- 5				
0- 2	0- 0	0- 0	NEUTRAL	0- 0	0- 0	0- 2				
1- 8	0- 0	0- 1	NON-CONFERENCE	0- 4	0- 1	1- 2				
1- 2	0- 0	0- 0	HOME	0- 1	0- 1	1- 0				
0- 4	0- 0	0- 1	AWAY	0- 3	0- 0	0- 0				
0- 2	0- 0	0- 0	NEUTRAL	0- 0	0- 0	0- 2				
8- 7	0- 0	0- 0	CONFERENCE	0- 0	0- 0	8- 7				
6- 2	0- 0	0- 0	HOME	0- 0	0- 0	6- 2				
2- 5	0- 0	0- 0	AWAY	0- 0	0- 0	2- 5				
0- 0	0- 0	0- 0	NEUTRAL	0- 0	0- 0	0- 0				

RPI S	Opponent	Score	RPI S	Opponent	Score	RPI S	Opponent	Score	RPI S	Opponent	Score	Team's RPI: 299
44	A Texas	69 85	79	A A&M-Corpus Christi	50 61	135	H Texas Southern	44 71				
			79	H A&M-Corpus Christi	54 59	211	A UMKC	56 60				
			84	A Southern California	43 80	211	H UMKC	58 72				
			85	A Kansas St.	66 79	230	N Nevada	57 62				
						240	A Grand Canyon	60 62				
						240	H Grand Canyon	66 47				
						251	A CSU Bakersfield	66 52				
						251	H CSU Bakersfield	74 65				
						291	H California Baptist	87 68				
						292	N Long Beach St.	65 69				
						296	A Utah Valley	54 61				
						296	H Utah Valley	67 76				
						309	A Seattle U	70 78				
						309	H Seattle U	85 81				
						311	H UTSA	75 64				
						312	A New Mexico St.	75 76				
						312	H New Mexico St.	74 63				
						349	A Chicago St.	87 67				
						349	H Chicago St.	77 68				
LAST 10 Division I												
240	H Grand Canyon	66 47	349	H Chicago St.	77 68							
251	H CSU Bakersfield	74 65	211	H UMKC	58 72							
312	H New Mexico St.	74 63	251	A CSU Bakersfield	66 52							
309	A Seattle U	70 78	240	A Grand Canyon	60 62							
296	A Utah Valley	54 61	312	A New Mexico St.	75 76							

Non-Div I Games: Tex. A&M-Kingsville 66 45 Tex. A&M Int'l 72 56 Texas Lutheran 98 46 Minot St. 75 56

UTRGV

Loss, Non-Conf, S Site, H Home A Away N Neutral

UTSA

Through Games Of March 2, 2020

Average RPI Win: 276	WON-LOST	WINNING	LAST 10	STRENGTH OF	OPP. STRENGTH	TEAM	ADJ.	CONF.	ADJ CONF.
Average RPI Loss: 154	RECORD	PCT. RANK	GAMES	SCHEDULE	OF SCHEDULE	RPI	RPI	RPI	RPI
DIV. I ONLY	3- 21	330	0-10	132	162	311	311	13	13
DIV. I NON-CONF.	1- 7	321	0	176	247	318	318	16	16
TOTALS	RPI 1-25	RPI 26-50	W-L RECORDS	RPI 51-100	RPI 101-150	RPI 150+			
3- 21	0- 1	0- 3	OVERALL	0- 2	0- 5	3- 10			
2- 8	0- 1	0- 0	HOME	0- 2	0- 2	2- 3			
1- 12	0- 0	0- 3	AWAY	0- 0	0- 2	1- 7			
0- 1	0- 0	0- 0	NEUTRAL	0- 0	0- 1	0- 0			
1- 7	0- 0	0- 1	NON-CONFERENCE	0- 0	0- 3	1- 3			
1- 1	0- 0	0- 0	HOME	0- 0	0- 1	1- 0			
0- 5	0- 0	0- 1	AWAY	0- 0	0- 1	0- 3			
0- 1	0- 0	0- 0	NEUTRAL	0- 0	0- 1	0- 0			
2- 14	0- 1	0- 2	CONFERENCE	0- 2	0- 2	2- 7			
1- 7	0- 1	0- 0	HOME	0- 2	0- 1	1- 3			
1- 7	0- 0	0- 2	AWAY	0- 0	0- 1	1- 4			
0- 0	0- 0	0- 0	NEUTRAL	0- 0	0- 0	0- 0			

RPI 1-25				RPI 26-50				RPI 51-100				RPI 101+				Team's RPI: 311
RPI	S	Opponent	Score	RPI	S	Opponent	Score	RPI	S	Opponent	Score	RPI	S	Opponent	Score	
23	H	Old Dominion	43 62	31	A	Western Ky.	57 85	55	H	Charlotte	47 67	115	N	Utah	45 91	
				44	A	Texas	53 84	62	H	Rice	62 74	124	A	UAB	55 94	
				49	A	Middle Tenn.	48 69					124	H	UAB	51 87	
												126	A	Texas Tech	58 115	
												150	H	Sam Houston St.	77 81	
												194	H	Fla. Atlantic	53 80	
												203	A	Southern Miss.	65 82	
												207	A	Hawaii	50 62	
												214	A	UTEP	54 94	
												214	H	UTEP	59 85	
												246	A	Marshall	53 66	
												248	A	North Texas	55 94	
												248	H	North Texas	55 79	
												252	A	Texas St.	69 74	
												256	H	Incarnate Word	63 56	
												272	A	Louisiana Tech	82 73	
												299	A	UTRGV	64 75	
												301	H	FIU	60 45	
LAST 10 Division I																
124	H	UAB	51 87	55	H	Charlotte	47 67									
248	A	North Texas	55 94	23	H	Old Dominion	43 62									
214	H	UTEP	59 85	49	A	Middle Tenn.	48 69									
31	A	Western Ky.	57 85	124	A	UAB	55 94									
246	A	Marshall	53 66	62	H	Rice	62 74									

Non-Div I Games: Texas Wesleyan 80 78 Southwest (NM) 79 62 Concordia (TX) 73 44

UTSA

Loss, Non-Conf, S Site, H Home A Away N Neutral

Average RPI Win:	166	WON-LOST	WINNING	LAST 10	STRENGTH OF	OPP. STRENGTH	TEAM	ADJ.	CONF.	ADJ CONF.
Average RPI Loss:	60	RECORD	PCT. RANK	GAMES	SCHEDULE	OF SCHEDULE	RPI	RPI	RPI	RPI
DIV. I ONLY	13- 16	200	3-7	44	17	115	115	1	1	
DIV. I NON-CONF.	7- 4	100	0	291	162	189	189	1	1	
<hr/>										
TOTALS	RPI 1-25	RPI 26-50	W-L RECORDS	RPI 51-100	RPI 101-150	RPI 150+				
13- 16	0- 8	1- 2	OVERALL	3- 3	4- 1	5- 2				
6- 9	0- 4	1- 2	HOME	1- 1	0- 1	4- 1				
5- 7	0- 4	0- 0	AWAY	2- 2	3- 0	0- 1				
2- 0	0- 0	0- 0	NEUTRAL	0- 0	1- 0	1- 0				
7- 4	0- 0	0- 1	NON-CONFERENCE	1- 1	1- 0	5- 2				
4- 2	0- 0	0- 1	HOME	0- 0	0- 0	4- 1				
1- 2	0- 0	0- 0	AWAY	1- 1	0- 0	0- 1				
2- 0	0- 0	0- 0	NEUTRAL	0- 0	1- 0	1- 0				
6- 12	0- 8	1- 1	CONFERENCE	2- 2	3- 1	0- 0				
2- 7	0- 4	1- 1	HOME	1- 1	0- 1	0- 0				
4- 5	0- 4	0- 0	AWAY	1- 1	3- 0	0- 0				
0- 0	0- 0	0- 0	NEUTRAL	0- 0	0- 0	0- 0				

RPI 1-25				RPI 26-50				RPI 51-100				RPI 101+ Team's RPI: 115			
RPI	S	Opponent	Score	RPI	S	Opponent	Score	RPI	S	Opponent	Score	RPI	S	Opponent	Score
2	A	Oregon	51 88	27	H	Arizona	69 85	76	A	Cincinnati	62 68	107	A	Washington St.	78 66
2	H	Oregon	63 90	29	H	South Dakota	81 84	80	A	Colorado	84 69	125	A	Washington	74 65
8	A	Stanford	49 82	30	H	Arizona St.	75 71	80	H	Colorado	70 80	131	A	California	71 62
8	H	Stanford	64 97					82	A	BYU	77 73	131	H	California	74 88
13	A	UCLA	54 77					84	A	Southern California	66 69	135	N	Texas Southern	61 52
13	H	UCLA	54 84					84	H	Southern California	67 65	184	H	Providence	60 67
18	A	Oregon St.	48 77									217	H	Oral Roberts	78 58
18	H	Oregon St.	65 77									230	H	Nevada	68 62
												263	A	Xavier	63 70
												308	H	Eastern Wash.	87 49
												311	N	UTSA	91 45
												322	H	Weber St.	75 46
<hr/>															
LAST 10 Division I															
13	A	UCLA	54 77	8	H	Stanford	64 97								
84	A	Southern California	66 69	107	A	Washington St.	78 66								
30	H	Arizona St.	75 71	125	A	Washington	74 65								
27	H	Arizona	69 85	18	H	Oregon St.	65 77								
131	H	California	74 88	2	H	Oregon	63 90								

Non-Div I Games:

Utah

■ Loss,
 ■ Non-Conf,
 ■ S Site,
 ■ H Home
 ■ A Away
 N Neutral

Average RPI Win: 230	WON-LOST	WINNING	LAST 10	STRENGTH OF	OPP. STRENGTH	TEAM	ADJ.	CONF.	ADJ CONF.
Average RPI Loss: 172	RECORD	PCT. RANK	GAMES	SCHEDULE	OF SCHEDULE	RPI	RPI	RPI	RPI
DIV. I ONLY	7- 23	312	2-8	133	220	278	278	17	17
DIV. I NON-CONF.	4- 6	212	0	81	231	156	156	19	19
TOTALS	RPI 1-25	RPI 26-50	W-L RECORDS	RPI 51-100	RPI 101-150	RPI 150+			
7- 23	0- 2	0- 0	OVERALL	1- 4	0- 3	6- 14			
3- 10	0- 0	0- 0	HOME	0- 2	0- 2	3- 6			
3- 12	0- 2	0- 0	AWAY	1- 2	0- 1	2- 7			
1- 1	0- 0	0- 0	NEUTRAL	0- 0	0- 0	1- 1			
4- 6	0- 2	0- 0	NON-CONFERENCE	0- 1	0- 1	4- 2			
3- 1	0- 0	0- 0	HOME	0- 0	0- 1	3- 0			
1- 5	0- 2	0- 0	AWAY	0- 1	0- 0	1- 2			
0- 0	0- 0	0- 0	NEUTRAL	0- 0	0- 0	0- 0			
3- 17	0- 0	0- 0	CONFERENCE	1- 3	0- 2	2- 12			
0- 9	0- 0	0- 0	HOME	0- 2	0- 1	0- 6			
2- 7	0- 0	0- 0	AWAY	1- 1	0- 1	1- 5			
1- 1	0- 0	0- 0	NEUTRAL	0- 0	0- 0	1- 1			

RPI 1-25				RPI 26-50				RPI 51-100				RPI 101+ Team's RPI: 278			
RPI	S	Opponent	Score	RPI	S	Opponent	Score	RPI	S	Opponent	Score	RPI	S	Opponent	Score
2	A	Oregon	52 109					68	A	Fresno St.	64 76	140	H	Portland	64 70
18	A	Oregon St.	46 75					68	H	Fresno St.	61 79	147	A	San Jose St.	38 76
								82	A	BYU	50 67	147	H	San Jose St.	61 76
								95	A	Boise St.	58 56	157	A	Wyoming	45 64
								95	H	Boise St.	59 65	157	H	Wyoming	54 65
												157	N	Wyoming	59 64
												159	H	Idaho St.	69 61
												216	A	Cal St. Fullerton	62 83
												219	A	UNLV	45 69
												219	H	UNLV	46 60
												226	H	New Mexico	52 54
												230	A	Nevada	60 69
												239	A	San Diego St.	62 66
												239	H	San Diego St.	51 59
												239	N	San Diego St.	81 79
												248	H	North Texas	66 55
												269	A	Air Force	53 52
												269	H	Air Force	45 62
												287	A	Colorado St.	55 56
												287	H	Colorado St.	61 67
												292	A	Long Beach St.	56 48
												296	A	Utah Valley	49 57
												309	H	Seattle U	70 63
LAST 10 Division I															
				157	N	Wyoming	59 64	68	H	Fresno St.	61 79				
				239	N	San Diego St.	81 79	287	H	Colorado St.	61 67				
				226	H	New Mexico	52 54	95	A	Boise St.	58 56				
				147	A	San Jose St.	38 76	219	A	UNLV	45 69				
				157	A	Wyoming	45 64	239	H	San Diego St.	51 59				

Non-Div I Games: Dixie St. 61 49

Utah St.

■ Loss,
 ■ Non-Conf,
 ■ S Site,
 ■ Home
 ■ Away
 N Neutral

Utah Valley

Through Games Of March 2, 2020

Average RPI Win:	284	WON-LOST	WINNING	LAST 10	STRENGTH OF	OPP. STRENGTH	TEAM	ADJ.	CONF.	ADJ CONF.
Average RPI Loss:	228	RECORD	PCT. RANK	GAMES	SCHEDULE	OF SCHEDULE	RPI	RPI	RPI	RPI
DIV. I ONLY	10- 14	226	5-5	313	335	296	296	31	31	
DIV. I NON-CONF.	1- 9	326	0	272	288	340	340	32	32	
TOTALS	RPI 1-25	RPI 26-50	W-L RECORDS	RPI 51-100	RPI 101-150	RPI 150+				
10- 14	0- 0	0- 0	OVERALL	0- 2	0- 0	10- 12				
6- 7	0- 0	0- 0	HOME	0- 0	0- 0	6- 7				
4- 7	0- 0	0- 0	AWAY	0- 2	0- 0	4- 5				
0- 0	0- 0	0- 0	NEUTRAL	0- 0	0- 0	0- 0				
1- 9	0- 0	0- 0	NON-CONFERENCE	0- 2	0- 0	1- 7				
1- 4	0- 0	0- 0	HOME	0- 0	0- 0	1- 4				
0- 5	0- 0	0- 0	AWAY	0- 2	0- 0	0- 3				
0- 0	0- 0	0- 0	NEUTRAL	0- 0	0- 0	0- 0				
9- 5	0- 0	0- 0	CONFERENCE	0- 0	0- 0	9- 5				
5- 3	0- 0	0- 0	HOME	0- 0	0- 0	5- 3				
4- 2	0- 0	0- 0	AWAY	0- 0	0- 0	4- 2				
0- 0	0- 0	0- 0	NEUTRAL	0- 0	0- 0	0- 0				

RPI 1-25				RPI 26-50				RPI 51-100				RPI 101+				Team's RPI: 296	
RPI	S	Opponent	Score	RPI	S	Opponent	Score	RPI	S	Opponent	Score	RPI	S	Opponent	Score		
								82	A	BYU	57	71	159	H	Idaho St.	61	88
								95	A	Boise St.	69	77	160	H	Montana	52	63
													176	H	Southern Utah	58	71
													211	H	UMKC	62	41
													230	H	Nevada	57	60
													240	A	Grand Canyon	64	54
													240	H	Grand Canyon	59	66
													251	A	CSU Bakersfield	63	56
													251	H	CSU Bakersfield	53	55
													264	A	UC Santa Barbara	51	59
													278	H	Utah St.	57	49
													291	A	California Baptist	67	80
													291	H	California Baptist	74	57
													299	A	UTRGV	76	67
													299	H	UTRGV	61	54
													304	A	UC Riverside	53	67
													309	A	Seattle U	80	82
													309	H	Seattle U	70	58
													312	A	New Mexico St.	58	54
													312	H	New Mexico St.	58	65
													322	A	Weber St.	46	72
													349	H	Chicago St.	89	58
LAST 10 Division I																	
				291	H	California Baptist	74	57	309	A	Seattle U	80	82				
				240	A	Grand Canyon	64	54	291	A	California Baptist	67	80				
				251	A	CSU Bakersfield	63	56	240	H	Grand Canyon	59	66				
				312	H	New Mexico St.	58	65	251	H	CSU Bakersfield	53	55				
				299	H	UTRGV	61	54	299	A	UTRGV	76	67				

Non-Div I Games: Antelope Valley 77 61 Ottawa (AZ) 99 50

Utah Valley

■ Loss,
 ■ Non-Conf,
 ■ S Site,
 ■ H Home
 ■ A Away
 N Neutral

Average RPI Win:	186	WON-LOST	WINNING	LAST 10	STRENGTH OF	OPP. STRENGTH	TEAM	ADJ.	CONF.	ADJ CONF.
Average RPI Loss:	101	RECORD	PCT. RANK	GAMES	SCHEDULE	OF SCHEDULE	RPI	RPI	RPI	RPI
DIV. I ONLY	18- 11	98	7-3	110	117	96	96	12	12	
DIV. I NON-CONF.	5- 8	221	0	99	132	205	205	12	12	
TOTALS	RPI 1-25	RPI 26-50	W-L RECORDS	RPI 51-100	RPI 101-150	RPI 150+				
18- 11	1- 0	0- 2	OVERALL	3- 4	4- 3	10- 2				
10- 5	1- 0	0- 0	HOME	2- 1	1- 3	6- 1				
7- 6	0- 0	0- 2	AWAY	1- 3	3- 0	3- 1				
1- 0	0- 0	0- 0	NEUTRAL	0- 0	0- 0	1- 0				
5- 8	1- 0	0- 1	NON-CONFERENCE	0- 4	0- 1	4- 2				
4- 3	1- 0	0- 0	HOME	0- 1	0- 1	3- 1				
0- 5	0- 0	0- 1	AWAY	0- 3	0- 0	0- 1				
1- 0	0- 0	0- 0	NEUTRAL	0- 0	0- 0	1- 0				
13- 3	0- 0	0- 1	CONFERENCE	3- 0	4- 2	6- 0				
6- 2	0- 0	0- 0	HOME	2- 0	1- 2	3- 0				
7- 1	0- 0	0- 1	AWAY	1- 0	3- 0	3- 0				
0- 0	0- 0	0- 0	NEUTRAL	0- 0	0- 0	0- 0				

RPI 1-25				RPI 26-50				RPI 51-100				Team's RPI: 96	RPI 101+			
RPI	S	Opponent	Score	RPI	S	Opponent	Score	RPI	S	Opponent	Score		RPI	S	Opponent	Score
23	H	Old Dominion	62 49	48	A	Dayton	67 72	64	A	Boston College	52 87		108	H	William & Mary	55 69
				49	A	Middle Tenn.	63 86	67	A	South Fla.	55 77		123	H	Duquesne	76 79
								73	A	Seton Hall	33 53		128	A	Richmond	57 42
								76	H	Cincinnati	56 58		128	H	Richmond	53 50
								89	H	Fordham	62 52		132	A	Davidson	55 51
								91	A	Saint Louis	65 52		141	H	George Washington	55 56
								91	H	Saint Louis	67 60		143	A	Massachusetts	61 46
													155	H	N.C. A&T	58 69
													189	A	La Salle	67 61
													203	A	Southern Miss.	39 51
													215	A	Rhode Island	75 54
													231	H	Saint Joseph's	47 40
													235	H	East Carolina	53 40
													245	A	George Mason	82 63
													245	H	George Mason	48 36
													247	H	Appalachian St.	66 38
													294	H	St. Bonaventure	56 47
													304	H	UC Riverside	67 51
													316	N	Omaha	74 66
LAST 10 Division I																
				132	A	Davidson	55 51					294	H	St. Bonaventure	56 47	
				245	H	George Mason	48 36					141	H	George Washington	55 56	
				91	H	Saint Louis	67 60					128	A	Richmond	57 42	
				189	A	La Salle	67 61					123	H	Duquesne	76 79	
				48	A	Dayton	67 72					89	H	Fordham	62 52	

Non-Div I Games:

VCU

Valparaiso

Through Games Of March 2, 2020

Average RPI Win:	243	WON-LOST	WINNING	LAST 10	STRENGTH OF	OPP. STRENGTH	TEAM	ADJ.	CONF.	ADJ CONF.
Average RPI Loss:	57	RECORD	PCT. RANK	GAMES	SCHEDULE	OF SCHEDULE	RPI	RPI	RPI	RPI
DIV. I ONLY	16- 11	118	6-4	232	97	149	149	8	8	
DIV. I NON-CONF.	8- 3	68	0	334	201	151	151	7	7	
TOTALS	RPI 1-25	RPI 26-50	W-L RECORDS	RPI 51-100	RPI 101-150	RPI 150+				
16- 11	0- 3	0- 4	OVERALL	2- 2	0- 1	14- 1				
8- 5	0- 1	0- 2	HOME	1- 1	0- 1	7- 0				
8- 5	0- 1	0- 2	AWAY	1- 1	0- 0	7- 1				
0- 1	0- 1	0- 0	NEUTRAL	0- 0	0- 0	0- 0				
8- 3	0- 2	0- 0	NON-CONFERENCE	0- 0	0- 0	8- 1				
4- 0	0- 0	0- 0	HOME	0- 0	0- 0	4- 0				
4- 2	0- 1	0- 0	AWAY	0- 0	0- 0	4- 1				
0- 1	0- 1	0- 0	NEUTRAL	0- 0	0- 0	0- 0				
8- 8	0- 1	0- 4	CONFERENCE	2- 2	0- 1	6- 0				
4- 5	0- 1	0- 2	HOME	1- 1	0- 1	3- 0				
4- 3	0- 0	0- 2	AWAY	1- 1	0- 0	3- 0				
0- 0	0- 0	0- 0	NEUTRAL	0- 0	0- 0	0- 0				

RPI S	Opponent	Score	RPI S	Opponent	Score	RPI S	Opponent	Score	RPI S	Opponent	Score	Team's RPI: 149
7	A Northwestern	48 69	26	A Drake	66 87	61	A Illinois St.	78 70	104	H Southern Ill.	51 67	
9	H Missouri St.	68 81	26	H Drake	79 83	61	H Illinois St.	60 72	162	A Loyola Chicago	70 57	
22	N Ohio St.	38 89	41	A Bradley	69 90	75	A UNI	70 77	162	H Loyola Chicago	66 64	
			41	H Bradley	61 75	75	H UNI	72 69	181	A Toledo	61 54	
									208	A Eastern Ill.	78 66	
									220	A North Dakota	63 65	
									257	H Bowling Green	95 90	
									268	A North Dakota St.	66 54	
									274	A Indiana St.	75 56	
									274	H Indiana St.	61 45	
									281	H Morehead St.	55 53	
									331	A Evansville	88 66	
									331	H Evansville	72 54	
									334	A Detroit Mercy	77 58	
									340	H UIC	63 37	
									349	H Chicago St.	95 49	
LAST 10 Division I												
26	H Drake	79 83	274	H Indiana St.	61 45							
75	H UNI	72 69	331	H Evansville	72 54							
162	A Loyola Chicago	70 57	75	A UNI	70 77							
61	A Illinois St.	78 70	26	A Drake	66 87							
41	A Bradley	69 90	162	H Loyola Chicago	66 64							

Non-Div I Games:

Valparaiso

■ Loss,
 ■ Non-Conf,
 ■ S Site,
 ■ H Home
 ■ A Away
 N Neutral

Vanderbilt

Through Games Of March 2, 2020

Average RPI Win:	182	WON-LOST	WINNING	LAST 10	STRENGTH OF	OPP. STRENGTH	TEAM	ADJ.	CONF.	ADJ CONF.
Average RPI Loss:	54	RECORD	PCT. RANK	GAMES	SCHEDULE	OF SCHEDULE	RPI	RPI	RPI	RPI
DIV. I ONLY	14- 15	181	2-8	32	63	110	110	4	4	
DIV. I NON-CONF.	10- 3	57	0	104	232	67	67	5	5	
TOTALS	RPI 1-25	RPI 26-50	W-L RECORDS	RPI 51-100	RPI 101-150	RPI 150+				
14- 15	1- 5	0- 3	OVERALL	2- 4	3- 2	8- 1				
10- 6	1- 3	0- 1	HOME	1- 1	2- 0	6- 1				
3- 7	0- 2	0- 1	AWAY	1- 2	1- 2	1- 0				
1- 2	0- 0	0- 1	NEUTRAL	0- 1	0- 0	1- 0				
10- 3	0- 1	0- 1	NON-CONFERENCE	1- 1	2- 0	7- 0				
7- 1	0- 1	0- 0	HOME	1- 0	1- 0	5- 0				
2- 0	0- 0	0- 0	AWAY	0- 0	1- 0	1- 0				
1- 2	0- 0	0- 1	NEUTRAL	0- 1	0- 0	1- 0				
4- 12	1- 4	0- 2	CONFERENCE	1- 3	1- 2	1- 1				
3- 5	1- 2	0- 1	HOME	0- 1	1- 0	1- 1				
1- 7	0- 2	0- 1	AWAY	1- 2	0- 2	0- 0				
0- 0	0- 0	0- 0	NEUTRAL	0- 0	0- 0	0- 0				

RPI S	Opponent	Score	RPI S	Opponent	Score	RPI S	Opponent	Score	RPI S	Opponent	Score	Team's RPI: 110
1	A South Carolina	44 95	33	A LSU	55 61	58	A Alabama	61 98	109	H Columbia	72 51	
1	H South Carolina	57 93	35	H Arkansas	66 100	59	A Tennessee	63 67	114	A Auburn	62 70	
6	H UConn	51 64	42	N Rutgers	56 62	59	H Tennessee	69 78	114	H Auburn	77 55	
14	H Mississippi St.	52 68				70	A Georgia	63 55	125	A Washington	76 74	
17	A Texas A&M	53 74				73	N Seton Hall	65 69	133	A Florida	60 68	
25	H Kentucky	70 64				91	H Saint Louis	62 50	167	H Missouri	66 78	
									191	H Radford	80 46	
									199	H Furman	74 46	
									210	H Tennessee Tech	75 61	
									236	H Jacksonville St.	88 66	
									276	N UC Irvine	76 63	
									285	H Ole Miss	63 47	
									286	H Eastern Ky.	75 69	
									333	A Tennessee St.	106 55	
LAST 10 Division I												
25	H Kentucky	70 64	17	A Texas A&M	53 74							
33	A LSU	55 61	285	H Ole Miss	63 47							
59	A Tennessee	63 67	114	A Auburn	62 70							
167	H Missouri	66 78	59	H Tennessee	69 78							
1	A South Carolina	44 95	58	A Alabama	61 98							

Non-Div I Games:

Vanderbilt

Loss, Non-Conf, S Site, H Home A Away N Neutral

Vermont

Through Games Of March 2, 2020

Average RPI Win:	307	WON-LOST	WINNING	LAST 10	STRENGTH OF	OPP. STRENGTH	TEAM	ADJ.	CONF.	ADJ CONF.
Average RPI Loss:	189	RECORD	PCT. RANK	GAMES	SCHEDULE	OF SCHEDULE	RPI	RPI	RPI	RPI
DIV. I ONLY	11- 17	237	3-7	327	318	306	306	26	26	
DIV. I NON-CONF.	5- 7	205	0	328	320	304	304	27	27	
TOTALS	RPI 1-25	RPI 26-50	W-L RECORDS	RPI 51-100	RPI 101-150	RPI 150+				
11- 17	0- 0	0- 0	OVERALL	0- 3	0- 1	11- 13				
8- 6	0- 0	0- 0	HOME	0- 1	0- 1	8- 4				
3- 11	0- 0	0- 0	AWAY	0- 2	0- 0	3- 9				
0- 0	0- 0	0- 0	NEUTRAL	0- 0	0- 0	0- 0				
5- 7	0- 0	0- 0	NON-CONFERENCE	0- 1	0- 1	5- 5				
4- 2	0- 0	0- 0	HOME	0- 0	0- 1	4- 1				
1- 5	0- 0	0- 0	AWAY	0- 1	0- 0	1- 4				
0- 0	0- 0	0- 0	NEUTRAL	0- 0	0- 0	0- 0				
6- 10	0- 0	0- 0	CONFERENCE	0- 2	0- 0	6- 8				
4- 4	0- 0	0- 0	HOME	0- 1	0- 0	4- 3				
2- 6	0- 0	0- 0	AWAY	0- 1	0- 0	2- 5				
0- 0	0- 0	0- 0	NEUTRAL	0- 0	0- 0	0- 0				

RPI S	Opponent	Score	RPI S	Opponent	Score	RPI S	Opponent	Score	RPI S	Opponent	Score
						81	A Stony Brook	49 67	143	H Massachusetts	49 83
						81	H Stony Brook	68 72	162	A Loyola Chicago	76 78
						86	A Minnesota	58 90	164	A Binghamton	53 76
									164	H Binghamton	65 62
									172	A Maine	59 70
									172	H Maine	47 65
									174	A Dartmouth	55 72
									182	A Merrimack	53 78
									215	A Rhode Island	74 77
									218	A UMass Lowell	47 61
									218	H UMass Lowell	58 62
									267	A New Hampshire	44 42
									267	H New Hampshire	51 59
									275	H Saint Francis (PA)	69 73
									290	A UMBC	47 54
									290	H UMBC	60 58
									318	H Navy	64 56
									319	A Albany (NY)	49 58
									319	H Albany (NY)	52 36
									326	H Bryant	71 66
									330	H NJIT	65 59
									335	A LIU Brooklyn	73 62
									337	H Canisius	76 53
									344	A Hartford	63 53
									344	H Hartford	62 51
LAST 10 Division I											
218	H	UMass Lowell	58	62	344	H	Hartford	62	51		
290	A	UMBC	47	54	172	A	Maine	59	70		
81	H	Stony Brook	68	72	319	H	Albany (NY)	52	36		
164	A	Binghamton	53	76	267	H	New Hampshire	51	59		
267	A	New Hampshire	44	42	218	A	UMass Lowell	47	61		

Non-Div I Games: Norwich 86 40

Vermont

Loss, Non-Conf, S Site, H Home A Away N Neutral

Villanova

Through Games Of March 2, 2020

Average RPI Win:	145	WON-LOST	WINNING	LAST 10	STRENGTH OF	OPP. STRENGTH	TEAM	ADJ.	CONF.	ADJ CONF.
Average RPI Loss:	77	RECORD	PCT. RANK	GAMES	SCHEDULE	OF SCHEDULE	RPI	RPI	RPI	RPI
DIV. I ONLY	17- 12	130	6-4	64	66	72	72	6	6	
DIV. I NON-CONF.	6- 5	151	0	70	53	88	88	6	6	
TOTALS	RPI 1-25	RPI 26-50	W-L RECORDS	RPI 51-100	RPI 101-150	RPI 150+				
17- 12	1- 1	1- 5	OVERALL	6- 3	0- 2	9- 1				
9- 5	1- 0	1- 2	HOME	2- 2	0- 1	5- 0				
8- 7	0- 1	0- 3	AWAY	4- 1	0- 1	4- 1				
0- 0	0- 0	0- 0	NEUTRAL	0- 0	0- 0	0- 0				
6- 5	0- 0	0- 2	NON-CONFERENCE	3- 0	0- 2	3- 1				
3- 2	0- 0	0- 1	HOME	1- 0	0- 1	2- 0				
3- 3	0- 0	0- 1	AWAY	2- 0	0- 1	1- 1				
0- 0	0- 0	0- 0	NEUTRAL	0- 0	0- 0	0- 0				
11- 7	1- 1	1- 3	CONFERENCE	3- 3	0- 0	6- 0				
6- 3	1- 0	1- 1	HOME	1- 2	0- 0	3- 0				
5- 4	0- 1	0- 2	AWAY	2- 1	0- 0	3- 0				
0- 0	0- 0	0- 0	NEUTRAL	0- 0	0- 0	0- 0				

RPI 1-25				RPI 26-50				RPI 51-100 Team's RPI: 72				RPI 101+			
RPI	S	Opponent	Score	RPI	S	Opponent	Score	RPI	S	Opponent	Score	RPI	S	Opponent	Score
20	A	DePaul	69 85	28	A	Marquette	52 57	63	A	St. John's (NY)	67 62	117	A	Temple	69 74
20	H	DePaul	76 58	28	H	Marquette	61 47	63	H	St. John's (NY)	66 64	141	H	George Washington	56 68
				36	H	James Madison	52 56	66	H	Penn	70 58	184	A	Providence	74 63
				40	A	Drexel	52 54	70	A	Georgia	63 58	184	H	Providence	51 49
				45	A	Creighton	47 67	73	A	Seton Hall	61 55	186	H	Manhattan	63 51
				45	H	Creighton	42 58	73	H	Seton Hall	63 65	189	A	La Salle	77 69
								89	A	Fordham	73 66	198	A	American	54 76
								93	A	Butler	61 63	231	H	Saint Joseph's	60 44
								93	H	Butler	41 58	243	A	Georgetown	48 40
												243	H	Georgetown	74 53
												263	A	Xavier	55 54
												263	H	Xavier	66 54
LAST 10 Division I															
184	A	Providence	74 63	93	A	Butler	61 63								
45	A	Creighton	47 67	263	A	Xavier	55 54								
20	H	DePaul	76 58	73	H	Seton Hall	63 65								
28	H	Marquette	61 47	63	H	St. John's (NY)	66 64								
243	A	Georgetown	48 40	28	A	Marquette	52 57								

Non-Div I Games:

Villanova

Loss, Non-Conf, S Site, H Home A Away N Neutral

Virginia

Through Games Of March 2, 2020

Average RPI Win:	120	WON-LOST	WINNING	LAST 10	STRENGTH OF	OPP. STRENGTH	TEAM	ADJ.	CONF.	ADJ CONF.
Average RPI Loss:	50	RECORD	PCT. RANK	GAMES	SCHEDULE	OF SCHEDULE	RPI	RPI	RPI	RPI
DIV. I ONLY	13- 16	200	6-4	2	36	57	57	5	5	
DIV. I NON-CONF.	5- 6	187	0	1	28	35	35	4	4	
TOTALS	RPI 1-25	RPI 26-50	W-L RECORDS	RPI 51-100	RPI 101-150	RPI 150+				
13- 16	2- 8	3- 3	OVERALL	2- 2	2- 3	4- 0				
9- 5	2- 3	2- 1	HOME	1- 0	2- 1	2- 0				
4- 10	0- 4	1- 2	AWAY	1- 2	0- 2	2- 0				
0- 1	0- 1	0- 0	NEUTRAL	0- 0	0- 0	0- 0				
5- 6	1- 4	2- 1	NON-CONFERENCE	0- 1	0- 0	2- 0				
3- 2	1- 2	2- 0	HOME	0- 0	0- 0	0- 0				
2- 3	0- 1	0- 1	AWAY	0- 1	0- 0	2- 0				
0- 1	0- 1	0- 0	NEUTRAL	0- 0	0- 0	0- 0				
8- 10	1- 4	1- 2	CONFERENCE	2- 1	2- 3	2- 0				
6- 3	1- 1	0- 1	HOME	1- 0	2- 1	2- 0				
2- 7	0- 3	1- 1	AWAY	1- 1	0- 2	0- 0				
0- 0	0- 0	0- 0	NEUTRAL	0- 0	0- 0	0- 0				

RPI 1-25				RPI 26-50				RPI 51-100 Team's RPI: 57				RPI 101+			
RPI	S	Opponent	Score	RPI	S	Opponent	Score	RPI	S	Opponent	Score	RPI	S	Opponent	Score
5	A	Louisville	56 71	32	A	Virginia Tech	86 76	64	A	Boston College	69 52	101	H	Notre Dame	90 60
6	A	UConn	44 83	32	H	Virginia Tech	61 69	71	A	Georgia Tech	51 61	103	H	Syracuse	57 41
13	H	UCLA	62 73	36	H	James Madison	55 49	84	A	Southern California	49 59	127	A	Wake Forest	56 62
14	N	Mississippi St.	59 72	39	A	Florida St.	55 63	97	H	Miami (FL)	69 64	138	A	North Carolina	68 78
21	A	NC State	60 80	42	A	Rutgers	63 73					138	H	North Carolina	47 65
21	H	NC State	64 75	50	H	Bucknell	84 60					219	A	UNLV	63 55
23	H	Old Dominion	56 53									228	H	Clemson	70 54
24	A	Duke	47 62									284	A	CSUN	72 47
24	H	Duke	66 63									293	H	Pittsburgh	66 55
25	H	Kentucky	47 50												
LAST 10 Division I															
21	H	NC State	64 75	39	A	Florida St.	55 63								
293	H	Pittsburgh	66 55	228	H	Clemson	70 54								
32	A	Virginia Tech	86 76	103	H	Syracuse	57 41								
24	A	Duke	47 62	138	A	North Carolina	68 78								
97	H	Miami (FL)	69 64	101	H	Notre Dame	90 60								

Non-Div I Games:

Virginia

■ Loss,
■ Non-Conf, S Site,
■ Home
■ Away
N Neutral

Virginia Tech

Through Games Of March 2, 2020

Average RPI Win:	139	WON-LOST	WINNING	LAST 10	STRENGTH OF	OPP. STRENGTH	TEAM	ADJ.	CONF.	ADJ CONF.
Average RPI Loss:	43	RECORD	PCT. RANK	GAMES	SCHEDULE	OF SCHEDULE	RPI	RPI	RPI	RPI
DIV. I ONLY	21- 8	52	6-4	55	43	32	32	5	5	
DIV. I NON-CONF.	10- 1	20	0	118	103	28	28	4	4	
TOTALS	RPI 1-25	RPI 26-50	W-L RECORDS	RPI 51-100	RPI 101-150	RPI 150+				
21- 8	1- 4	1- 1	OVERALL	7- 2	5- 1	7- 0				
13- 2	1- 1	1- 0	HOME	4- 1	2- 0	5- 0				
5- 5	0- 3	0- 1	AWAY	1- 0	3- 1	1- 0				
3- 1	0- 0	0- 0	NEUTRAL	2- 1	0- 0	1- 0				
10- 1	0- 0	1- 0	NON-CONFERENCE	3- 1	1- 0	5- 0				
6- 0	0- 0	1- 0	HOME	1- 0	1- 0	3- 0				
1- 0	0- 0	0- 0	AWAY	0- 0	0- 0	1- 0				
3- 1	0- 0	0- 0	NEUTRAL	2- 1	0- 0	1- 0				
11- 7	1- 4	0- 1	CONFERENCE	4- 1	4- 1	2- 0				
7- 2	1- 1	0- 0	HOME	3- 1	1- 0	2- 0				
4- 5	0- 3	0- 1	AWAY	1- 0	3- 1	0- 0				
0- 0	0- 0	0- 0	NEUTRAL	0- 0	0- 0	0- 0				

RPI 1-25				RPI 26-50				Team's RPI: 32				RPI 51-100				RPI 101+			
RPI	S	Opponent	Score	RPI	S	Opponent	Score	RPI	S	Opponent	Score	RPI	S	Opponent	Score	RPI	S	Opponent	Score
5	A	Louisville	53 70	39	A	Florida St.	62 86	56	N	Belmont	60 58	101	A	Notre Dame	68 62				
21	A	NC State	69 76	46	H	Purdue	67 54	57	A	Virginia	69 61	103	A	Syracuse	65 67				
21	H	NC State	59 71					57	H	Virginia	76 86	127	A	Wake Forest	73 62				
24	A	Duke	67 72					62	N	Rice	54 45	132	H	Davidson	88 68				
24	H	Duke	70 56					64	H	Boston College	70 49	138	A	North Carolina	72 63				
								70	N	Georgia	72 77	138	H	North Carolina	76 70				
								71	H	Georgia Tech	64 61	171	N	Wichita St.	84 63				
								97	H	Miami (FL)	69 45	180	H	Gardner-Webb	87 65				
								98	H	Liberty	73 69	228	H	Clemson	71 50				
												245	A	George Mason	77 58				
												275	H	Saint Francis (PA)	105 41				
												293	H	Pittsburgh	68 56				
												315	H	UMES	86 43				
LAST 10 Division I																			
5	A	Louisville	53 70	71	H	Georgia Tech	64 61												
24	H	Duke	70 56	138	A	North Carolina	72 63												
57	H	Virginia	76 86	21	H	NC State	59 71												
101	A	Notre Dame	68 62	97	H	Miami (FL)	69 45												
127	A	Wake Forest	73 62	103	A	Syracuse	65 67												

Non-Div I Games:

Virginia Tech

■ Loss,
 ■ Non-Conf,
 ■ S Site,
 ■ Home
 ■ A Away
 N Neutral

Average RPI Win: 317	WON-LOST	WINNING	LAST 10	STRENGTH OF	OPP. STRENGTH	TEAM	ADJ.	CONF.	ADJ CONF.
Average RPI Loss: 182	RECORD	PCT. RANK	GAMES	SCHEDULE	OF SCHEDULE	RPI	RPI	RPI	RPI
DIV. I ONLY	9- 18	273	4-6	246	337	298	298	30	30
DIV. I NON-CONF.	3- 7	252	0	58	284	211	211	30	30
TOTALS	RPI 1-25	RPI 26-50	W-L RECORDS	RPI 51-100	RPI 101-150	RPI 150+			
9- 18	0- 1	0- 0	OVERALL	0- 4	0- 5	9- 8			
7- 5	0- 0	0- 0	HOME	0- 1	0- 2	7- 2			
2- 13	0- 1	0- 0	AWAY	0- 3	0- 3	2- 6			
0- 0	0- 0	0- 0	NEUTRAL	0- 0	0- 0	0- 0			
3- 7	0- 1	0- 0	NON-CONFERENCE	0- 4	0- 1	3- 1			
3- 1	0- 0	0- 0	HOME	0- 1	0- 0	3- 0			
0- 6	0- 1	0- 0	AWAY	0- 3	0- 1	0- 1			
0- 0	0- 0	0- 0	NEUTRAL	0- 0	0- 0	0- 0			
6- 11	0- 0	0- 0	CONFERENCE	0- 0	0- 4	6- 7			
4- 4	0- 0	0- 0	HOME	0- 0	0- 2	4- 2			
2- 7	0- 0	0- 0	AWAY	0- 0	0- 2	2- 5			
0- 0	0- 0	0- 0	NEUTRAL	0- 0	0- 0	0- 0			

RPI	S	Opponent	Score	RPI	S	Opponent	Score	RPI	S	Opponent	Score	RPI	S	Opponent	Score	Team's RPI: 298
3	A	Maryland	56 119					53	A	Yale	68 87	102	A	Colgate	58 74	
								81	H	Stony Brook	45 66	118	A	Robert Morris	47 51	
								90	A	Rider	63 77	118	H	Robert Morris	35 77	
								93	A	Butler	58 74	142	A	Mt. St. Mary's	63 78	
												142	H	Mt. St. Mary's	52 67	
												182	A	Merrimack	44 55	
												259	A	Youngstown St.	42 64	
												275	A	Saint Francis (PA)	50 51	
												275	H	Saint Francis (PA)	55 50	
												290	H	UMBC	67 60	
												302	H	Sacred Heart	65 79	
												314	A	St. Francis Brooklyn	74 53	
												314	H	St. Francis Brooklyn	74 66	
												317	A	Fairleigh Dickinson	53 57	
												317	H	Fairleigh Dickinson	61 62	
												323	H	Saint Peter's	90 89	
												326	A	Bryant	58 45	
												330	H	NJIT	61 59	
												335	A	LIU Brooklyn	52 66	
												335	H	LIU Brooklyn	63 61	
												346	A	Central Conn. St.	63 66	
												346	H	Central Conn. St.	63 56	
LAST 10 Division I																
317	A	Fairleigh Dickinson	53 57	182	A	Merrimack	44 55									
335	A	LIU Brooklyn	52 66	118	H	Robert Morris	35 77									
314	A	St. Francis Brooklyn	74 53	275	H	Saint Francis (PA)	55 50									
346	H	Central Conn. St.	63 56	317	H	Fairleigh Dickinson	61 62									
142	H	Mt. St. Mary's	52 67	326	A	Bryant	58 45									

Non-Div I Games: Staten Island 81 57

Wagner

Loss, Non-Conf, S Site, H Home A Away N Neutral

Wake Forest

Through Games Of March 2, 2020

Average RPI Win:	150	WON-LOST	WINNING	LAST 10	STRENGTH OF	OPP. STRENGTH	TEAM	ADJ.	CONF.	ADJ CONF.
Average RPI Loss:	93	RECORD	PCT. RANK	GAMES	SCHEDULE	OF SCHEDULE	RPI	RPI	RPI	RPI
DIV. I ONLY	14- 15	181	3-7	68	69	127	127	5	5	
DIV. I NON-CONF.	7- 4	100	0	105	224	106	106	4	4	
TOTALS	RPI 1-25	RPI 26-50	W-L RECORDS	RPI 51-100	RPI 101-150	RPI 150+				
14- 15	1- 2	1- 3	OVERALL	2- 6	4- 2	6- 2				
9- 6	0- 0	0- 2	HOME	2- 2	3- 2	4- 0				
3- 9	1- 2	0- 1	AWAY	0- 4	0- 0	2- 2				
2- 0	0- 0	1- 0	NEUTRAL	0- 0	1- 0	0- 0				
7- 4	0- 0	1- 0	NON-CONFERENCE	0- 2	2- 1	4- 1				
4- 2	0- 0	0- 0	HOME	0- 1	1- 1	3- 0				
1- 2	0- 0	0- 0	AWAY	0- 1	0- 0	1- 1				
2- 0	0- 0	1- 0	NEUTRAL	0- 0	1- 0	0- 0				
7- 11	1- 2	0- 3	CONFERENCE	2- 4	2- 1	2- 1				
5- 4	0- 0	0- 2	HOME	2- 1	2- 1	1- 0				
2- 7	1- 2	0- 1	AWAY	0- 3	0- 0	1- 1				
0- 0	0- 0	0- 0	NEUTRAL	0- 0	0- 0	0- 0				

RPI 1-25				RPI 26-50				RPI 51-100				RPI 101+ Team's RPI: 127			
RPI	S	Opponent	Score	RPI	S	Opponent	Score	RPI	S	Opponent	Score	RPI	S	Opponent	Score
5	A	Louisville	61 75	32	H	Virginia Tech	62 73	55	H	Charlotte	65 77	101	H	Notre Dame	71 75
21	A	NC State	45 59	39	A	Florida St.	67 78	57	H	Virginia	62 56	103	H	Syracuse	65 60
24	A	Duke	60 58	39	H	Florida St.	65 70	63	A	St. John's (NY)	74 82	119	H	Campbell	74 46
				48	N	Dayton	78 59	64	A	Boston College	54 67	133	N	Florida	73 68
								71	A	Georgia Tech	52 62	136	H	UNC Greensboro	65 67
								71	H	Georgia Tech	65 60	138	H	North Carolina	82 79
								97	A	Miami (FL)	56 59	178	A	Elon	69 57
								97	H	Miami (FL)	63 79	228	A	Clemson	66 52
												228	H	Clemson	63 58
												235	H	East Carolina	76 53
												262	H	Col. of Charleston	106 50
												271	H	UNCW	65 55
												289	A	ETSU	60 67
												293	A	Pittsburgh	48 53
LAST 10 Division I															
				97	H	Miami (FL)	63 79	71	A	Georgia Tech	52 62				
				138	H	North Carolina	82 79	101	H	Notre Dame	71 75				
				39	A	Florida St.	67 78	64	A	Boston College	54 67				
				32	H	Virginia Tech	62 73	293	A	Pittsburgh	48 53				
				228	A	Clemson	66 52	103	H	Syracuse	65 60				

Non-Div I Games:

Wake Forest

■ Loss,
■ Non-Conf,
■ S Site,
■ H Home
■ A Away
N Neutral

Average RPI Win:	165	WON-LOST	WINNING	LAST 10	STRENGTH OF	OPP. STRENGTH	TEAM	ADJ.	CONF.	ADJ CONF.
Average RPI Loss:	68	RECORD	PCT. RANK	GAMES	SCHEDULE	OF SCHEDULE	RPI	RPI	RPI	RPI
DIV. I ONLY	13- 16	200	3-7	43	28	125	125	1	1	
DIV. I NON-CONF.	8- 3	68	0	230	210	147	147	1	1	
<hr/>										
TOTALS	RPI 1-25	RPI 26-50	W-L RECORDS	RPI 51-100	RPI 101-150	RPI 150+				
13- 16	2- 5	0- 4	OVERALL	2- 1	3- 4	6- 2				
7- 9	1- 1	0- 2	HOME	2- 0	0- 4	4- 2				
3- 7	0- 4	0- 2	AWAY	0- 1	3- 0	0- 0				
3- 0	1- 0	0- 0	NEUTRAL	0- 0	0- 0	2- 0				
8- 3	1- 0	0- 0	NON-CONFERENCE	0- 0	1- 1	6- 2				
4- 3	0- 0	0- 0	HOME	0- 0	0- 1	4- 2				
1- 0	0- 0	0- 0	AWAY	0- 0	1- 0	0- 0				
3- 0	1- 0	0- 0	NEUTRAL	0- 0	0- 0	2- 0				
5- 13	1- 5	0- 4	CONFERENCE	2- 1	2- 3	0- 0				
3- 6	1- 1	0- 2	HOME	2- 0	0- 3	0- 0				
2- 7	0- 4	0- 2	AWAY	0- 1	2- 0	0- 0				
0- 0	0- 0	0- 0	NEUTRAL	0- 0	0- 0	0- 0				

RPI 1-25				RPI 26-50				RPI 51-100				RPI 101+ Team's RPI: 125			
RPI	S	Opponent	Score	RPI	S	Opponent	Score	RPI	S	Opponent	Score	RPI	S	Opponent	Score
2	A	Oregon	56 92	27	A	Arizona	53 64	80	H	Colorado	61 52	107	A	Washington St.	65 56
8	A	Stanford	56 77	27	H	Arizona	58 66	84	A	Southern California	78 81	107	H	Washington St.	59 66
8	H	Stanford	41 58	30	A	Arizona St.	68 72	84	H	Southern California	75 66	110	H	Vanderbilt	74 76
12	N	Iowa	70 63	30	H	Arizona St.	50 67					113	A	San Diego	65 47
13	A	UCLA	80 85									115	H	Utah	65 74
13	H	UCLA	74 68									131	A	California	67 64
18	A	Oregon St.	61 75									131	H	California	74 81
												166	H	Tulane	62 64
												204	H	San Francisco	73 54
												207	H	Hawaii	50 62
												249	N	Iona	65 34
												251	H	CSU Bakersfield	80 49
												265	N	Howard	75 58
												309	H	Seattle U	78 46
												322	H	Weber St.	94 41
<hr/>															
LAST 10 Division I															
2	A	Oregon	56 92	27	A	Arizona	53 64								
18	A	Oregon St.	61 75	80	H	Colorado	61 52								
13	H	UCLA	74 68	115	H	Utah	65 74								
84	H	Southern California	75 66	131	H	California	74 81								
30	A	Arizona St.	68 72	8	H	Stanford	41 58								

Non-Div I Games:

Washington

■ Loss,
 ■ Non-Conf,
 S Site,
 ■ Home
 ■ Away
 N Neutral

Average RPI Win:	180	WON-LOST	WINNING	LAST 10	STRENGTH OF	OPP. STRENGTH	TEAM	ADJ.	CONF.	ADJ CONF.
Average RPI Loss:	37	RECORD	PCT. RANK	GAMES	SCHEDULE	OF SCHEDULE	RPI	RPI	RPI	RPI
DIV. I ONLY	11- 19	261	2-8	5	23	107	107	1	1	
DIV. I NON-CONF.	7- 5	131	0	26	86	72	72	1	1	
TOTALS	RPI 1-25	RPI 26-50	W-L RECORDS	RPI 51-100	RPI 101-150	RPI 150+				
11- 19	0- 10	0- 4	OVERALL	3- 3	3- 2	5- 0				
7- 8	0- 3	0- 2	HOME	2- 1	1- 2	4- 0				
3- 8	0- 4	0- 2	AWAY	1- 2	2- 0	0- 0				
1- 3	0- 3	0- 0	NEUTRAL	0- 0	0- 0	1- 0				
7- 5	0- 4	0- 0	NON-CONFERENCE	2- 1	0- 0	5- 0				
5- 1	0- 1	0- 0	HOME	1- 0	0- 0	4- 0				
1- 1	0- 0	0- 0	AWAY	1- 1	0- 0	0- 0				
1- 3	0- 3	0- 0	NEUTRAL	0- 0	0- 0	1- 0				
4- 14	0- 6	0- 4	CONFERENCE	1- 2	3- 2	0- 0				
2- 7	0- 2	0- 2	HOME	1- 1	1- 2	0- 0				
2- 7	0- 4	0- 2	AWAY	0- 1	2- 0	0- 0				
0- 0	0- 0	0- 0	NEUTRAL	0- 0	0- 0	0- 0				

RPI S	Opponent	Score	RPI S	Opponent	Score	RPI S	Opponent	Score	RPI S	Opponent	Score	Team's RPI: 107
1 N	South Carolina	53 68	27 A	Arizona	57 72	80 H	Colorado	69 59	115 H	Utah	66 78	
2 A	Oregon	57 88	27 H	Arizona	67 74	82 H	BYU	67 50	125 A	Washington	66 59	
4 N	Baylor	66 89	30 A	Arizona St.	59 62	84 A	Southern California	63 74	125 H	Washington	56 65	
8 A	Stanford	58 77	30 H	Arizona St.	56 65	84 H	Southern California	60 66	131 A	California	96 75	
8 H	Stanford	49 71				95 A	Boise St.	80 68	131 H	California	92 66	
9 H	Gonzaga	53 76				97 A	Miami (FL)	68 74	196 H	Pepperdine	85 48	
13 A	UCLA	50 66							253 N	Southern U.	69 54	
13 H	UCLA	62 70							276 H	UC Irvine	87 59	
15 N	Indiana	44 78							284 H	CSUN	71 61	
18 A	Oregon St.	58 73							327 H	Ark.-Pine Bluff	85 56	
LAST 10 Division I												
18 A	Oregon St.	58 73	30 A	Arizona St.	59 62							
2 A	Oregon	57 88	115 H	Utah	66 78							
84 H	Southern California	60 66	80 H	Colorado	69 59							
13 H	UCLA	62 70	8 H	Stanford	49 71							
27 A	Arizona	57 72	131 H	California	92 66							

Non-Div I Games:

Washington St.

■ Loss,
 ■ Non-Conf,
 ■ S Site,
 ■ H Home
 ■ A Away
 N Neutral

Average RPI Win:	275	WON-LOST	WINNING	LAST 10	STRENGTH OF	OPP. STRENGTH	TEAM	ADJ.	CONF.	ADJ CONF.
Average RPI Loss:	176	RECORD	PCT. RANK	GAMES	SCHEDULE	OF SCHEDULE	RPI	RPI	RPI	RPI
DIV. I ONLY	3- 24	334	0-10	214	210	322	322	18	18	
DIV. I NON-CONF.	2- 7	288	0	186	193	263	263	17	17	
TOTALS	RPI 1-25	RPI 26-50	W-L RECORDS	RPI 51-100	RPI 101-150	RPI 150+				
3- 24	0- 1	0- 0	OVERALL	0- 2	0- 5	3- 16				
1- 9	0- 0	0- 0	HOME	0- 1	0- 1	1- 7				
2- 15	0- 1	0- 0	AWAY	0- 1	0- 4	2- 9				
0- 0	0- 0	0- 0	NEUTRAL	0- 0	0- 0	0- 0				
2- 7	0- 1	0- 0	NON-CONFERENCE	0- 0	0- 4	2- 2				
1- 1	0- 0	0- 0	HOME	0- 0	0- 1	1- 0				
1- 6	0- 1	0- 0	AWAY	0- 0	0- 3	1- 2				
0- 0	0- 0	0- 0	NEUTRAL	0- 0	0- 0	0- 0				
1- 17	0- 0	0- 0	CONFERENCE	0- 2	0- 1	1- 14				
0- 8	0- 0	0- 0	HOME	0- 1	0- 0	0- 7				
1- 9	0- 0	0- 0	AWAY	0- 1	0- 1	1- 7				
0- 0	0- 0	0- 0	NEUTRAL	0- 0	0- 0	0- 0				

RPI	S	Opponent	Score	RPI	S	Opponent	Score	RPI	S	Opponent	Score	RPI	S	Opponent	Score	Team's RPI: 322
13	A	UCLA	45 85					78	A	Montana St.	52 81	115	A	Utah	46 75	
								78	H	Montana St.	67 102	116	A	Idaho	50 70	
												125	A	Washington	41 94	
												134	A	Pacific	53 76	
												140	H	Portland	59 78	
												159	A	Idaho St.	41 55	
												159	H	Idaho St.	54 65	
												160	A	Montana	57 85	
												160	H	Montana	46 78	
												163	A	Northern Ariz.	61 92	
												163	H	Northern Ariz.	82 88	
												176	A	Southern Utah	66 82	
												176	H	Southern Utah	71 87	
												214	A	UTEP	51 70	
												223	A	Portland St.	63 88	
												223	H	Portland St.	57 76	
												224	A	Northern Colo.	65 60	
												224	H	Northern Colo.	65 69	
												296	H	Utah Valley	72 46	
												303	A	Sacramento St.	52 58	
												303	H	Sacramento St.	67 91	
												304	A	UC Riverside	64 54	
												308	A	Eastern Wash.	53 63	
												312	A	New Mexico St.	47 77	
LAST 10 Division I																
223	A	Portland St.	63 88	163	A	Northern Ariz.	61 92									
176	A	Southern Utah	66 82	303	A	Sacramento St.	52 58									
159	A	Idaho St.	41 55	224	H	Northern Colo.	65 69									
78	H	Montana St.	67 102	176	H	Southern Utah	71 87									
160	H	Montana	46 78	160	A	Montana	57 85									

Non-Div I Games:

Weber St.

West Virginia

Through Games Of March 2, 2020

Average RPI Win:	151	WON-LOST	WINNING	LAST 10	STRENGTH OF	OPP. STRENGTH	TEAM	ADJ.	CONF.	ADJ CONF.
Average RPI Loss:	46	RECORD	PCT. RANK	GAMES	SCHEDULE	OF SCHEDULE	RPI	RPI	RPI	RPI
DIV. I ONLY	16- 11	118	3-7	47	31	64	64	3	3	
DIV. I NON-CONF.	10- 1	20	0	156	186	41	41	3	3	
TOTALS	RPI 1-25	RPI 26-50	W-L RECORDS	RPI 51-100	RPI 101-150	RPI 150+				
16- 11	1- 3	1- 2	OVERALL	3- 6	4- 0	7- 0				
9- 4	0- 1	1- 0	HOME	1- 3	2- 0	5- 0				
3- 6	1- 2	0- 1	AWAY	1- 3	1- 0	0- 0				
4- 1	0- 0	0- 1	NEUTRAL	1- 0	1- 0	2- 0				
10- 1	1- 0	0- 1	NON-CONFERENCE	1- 0	1- 0	7- 0				
5- 0	0- 0	0- 0	HOME	0- 0	0- 0	5- 0				
1- 0	1- 0	0- 0	AWAY	0- 0	0- 0	0- 0				
4- 1	0- 0	0- 1	NEUTRAL	1- 0	1- 0	2- 0				
6- 10	0- 3	1- 1	CONFERENCE	2- 6	3- 0	0- 0				
4- 4	0- 1	1- 0	HOME	1- 3	2- 0	0- 0				
2- 6	0- 2	0- 1	AWAY	1- 3	1- 0	0- 0				
0- 0	0- 0	0- 0	NEUTRAL	0- 0	0- 0	0- 0				

RPI S	Opponent	Score	RPI S	Opponent	Score	RPI S	Opponent	Score	Team's RPI: 64	RPI S	Opponent	Score
4	A Baylor	51 91	44	A Texas	44 50	51	A Oklahoma St.	57 60		103	N Syracuse	71 69
4	H Baylor	39 64	44	H Texas	68 63	51	H Oklahoma St.	55 57		111	A Kansas	68 49
14	A Mississippi St.	71 65	45	N Creighton	75 82	52	A Iowa St.	58 61		111	H Kansas	60 53
19	A TCU	60 73				52	H Iowa St.	79 71		126	H Texas Tech	67 60
						77	A Oklahoma	58 68		156	N Norfolk St.	72 55
						77	H Oklahoma	49 73		187	H Cornell	68 62
						85	A Kansas St.	74 63		191	H Radford	74 37
						85	H Kansas St.	55 56		226	N New Mexico	73 60
						92	N Michigan St.	63 57		275	H Saint Francis (PA)	74 45
										307	H Presbyterian	56 40
										332	H Coppin St.	82 47
LAST 10 Division I												
52	A Iowa St.	58 61	85	H Kansas St.	55 56							
4	H Baylor	39 64	51	A Oklahoma St.	57 60							
111	H Kansas	60 53	77	A Oklahoma	58 68							
44	A Texas	44 50	52	H Iowa St.	79 71							
126	H Texas Tech	67 60	19	A TCU	60 73							

Non-Div I Games:

West Virginia

■ Loss,
 ■ Non-Conf,
 ■ S Site,
 ■ Home
 ■ A Away
 N Neutral

Western Caro.

Through Games Of March 2, 2020

Average RPI Win:	288	WON-LOST	WINNING	LAST 10	STRENGTH OF	OPP. STRENGTH	TEAM	ADJ.	CONF.	ADJ CONF.
Average RPI Loss:	208	RECORD	PCT. RANK	GAMES	SCHEDULE	OF SCHEDULE	RPI	RPI	RPI	RPI
DIV. I ONLY	3- 24	334	2-8	268	328	342	342	27	27	
DIV. I NON-CONF.	1- 12	335	0	187	346	331	331	21	21	
TOTALS	RPI 1-25	RPI 26-50	W-L RECORDS	RPI 51-100	RPI 101-150	RPI 150+				
3- 24	0- 0	0- 0	OVERALL	0- 1	0- 5	3- 18				
2- 12	0- 0	0- 0	HOME	0- 1	0- 2	2- 9				
1- 12	0- 0	0- 0	AWAY	0- 0	0- 3	1- 9				
0- 0	0- 0	0- 0	NEUTRAL	0- 0	0- 0	0- 0				
1- 12	0- 0	0- 0	NON-CONFERENCE	0- 1	0- 3	1- 8				
1- 6	0- 0	0- 0	HOME	0- 1	0- 1	1- 4				
0- 6	0- 0	0- 0	AWAY	0- 0	0- 2	0- 4				
0- 0	0- 0	0- 0	NEUTRAL	0- 0	0- 0	0- 0				
2- 12	0- 0	0- 0	CONFERENCE	0- 0	0- 2	2- 10				
1- 6	0- 0	0- 0	HOME	0- 0	0- 1	1- 5				
1- 6	0- 0	0- 0	AWAY	0- 0	0- 1	1- 5				
0- 0	0- 0	0- 0	NEUTRAL	0- 0	0- 0	0- 0				

RPI S	Opponent	Score	RPI S	Opponent	Score	RPI S	Opponent	Score	RPI S	Opponent	Score	Team's RPI: 342
						83	H Coastal Caro.	43 66	119	H Campbell	40 61	
									132	A Davidson	51 101	
									136	A UNC Greensboro	43 54	
									136	H UNC Greensboro	61 72	
									138	A North Carolina	55 92	
									170	A Samford	53 70	
									170	H Samford	50 62	
									178	A Elon	24 68	
									180	A Gardner-Webb	62 88	
									193	A Chattanooga	61 53	
									193	H Chattanooga	52 59	
									199	A Furman	53 69	
									199	H Furman	59 69	
									201	H Cleveland St.	61 68	
									210	H Tennessee Tech	58 62	
									250	H UNC Asheville	47 64	
									258	H Winthrop	60 63	
									262	A Col. of Charleston	62 73	
									270	A Wofford	63 76	
									270	H Wofford	58 65	
									289	A ETSU	49 76	
									289	H ETSU	57 62	
									328	A USC Upstate	62 70	
									329	A Mercer	54 60	
									329	H Mercer	51 40	
									329	H Mercer	51 40	
									343	H Charleston So.	69 64	
LAST 10 Division I												
170	A	Samford	53	70	193	A	Chattanooga	61	53			
329	A	Mercer	54	60	289	A	ETSU	49	76			
270	H	Wofford	58	65	329	H	Mercer	51	40			
199	H	Furman	59	69	170	H	Samford	50	62			
136	H	UNC Greensboro	61	72	199	A	Furman	53	69			

Non-Div I Games: Southern Wesleyan 70 37 UVa-Wise 64 55

Western Caro.

Loss, Non-Conf, S Site, H Home A Away N Neutral

WON-LOST				STRENGTH OF		OPP. STRENGTH		TEAM		CONF.		ADJ CONF.	
Average RPI Win:	271	WON-LOST	WINNING	LAST 10	SCHEDULE	OF SCHEDULE	RPI	ADJ. RPI	RPI	RPI	RPI	RPI	RPI
Average RPI Loss:	108	RECORD	PCT. RANK	GAMES									
DIV. I ONLY	12- 14	195	5-5	223	165	206	206	19	19				
DIV. I NON-CONF.	3- 7	252	0	175	68	242	242	18	18				
TOTALS	RPI 1-25		RPI 26-50	W-L RECORDS		RPI 51-100	RPI 101-150		RPI 150+				
12- 14	0- 0		0- 5	OVERALL		0- 3	1- 1		11- 5				
8- 3	0- 0		0- 2	HOME		0- 1	1- 0		7- 0				
4- 9	0- 0		0- 3	AWAY		0- 2	0- 0		4- 4				
0- 2	0- 0		0- 0	NEUTRAL		0- 0	0- 1		0- 1				
3- 7	0- 0		0- 3	NON-CONFERENCE		0- 1	1- 1		2- 2				
2- 1	0- 0		0- 1	HOME		0- 0	1- 0		1- 0				
1- 4	0- 0		0- 2	AWAY		0- 1	0- 0		1- 1				
0- 2	0- 0		0- 0	NEUTRAL		0- 0	0- 1		0- 1				
9- 7	0- 0		0- 2	CONFERENCE		0- 2	0- 0		9- 3				
6- 2	0- 0		0- 1	HOME		0- 1	0- 0		6- 0				
3- 5	0- 0		0- 1	AWAY		0- 1	0- 0		3- 3				
0- 0	0- 0		0- 0	NEUTRAL		0- 0	0- 0		0- 0				

RPI 1-25				RPI 26-50				RPI 51-100				RPI 101+				Team's RPI: 206	
RPI	S	Opponent	Score	RPI	S	Opponent	Score	RPI	S	Opponent	Score	RPI	S	Opponent	Score		
				26	A	Drake	75 94	61	A	Illinois St.	65 78	104	N	Southern Ill.	65 79		
				29	A	South Dakota	51 88	69	A	South Dakota St.	45 75	112	H	Southeast Mo. St.	97 91		
				29	H	South Dakota	65 96	69	H	South Dakota St.	48 89	167	A	Missouri	89 97		
				41	H	Bradley	49 84					208	N	Eastern Ill.	52 60		
				46	A	Purdue	59 66					217	A	Oral Roberts	60 71		
												217	H	Oral Roberts	75 61		
												220	A	North Dakota	71 77		
												220	H	North Dakota	91 74		
												229	A	Denver	78 84		
												229	H	Denver	82 75		
												268	A	North Dakota St.	79 78		
												268	H	North Dakota St.	86 79		
												274	H	Indiana St.	83 72		
												316	A	Omaha	83 69		
												316	H	Omaha	79 66		
												339	A	Purdue Fort Wayne	83 74		
												339	H	Purdue Fort Wayne	79 68		
												349	A	Chicago St.	88 78		
				LAST 10 Division I													
				229	A	Denver	78 84	339	A	Purdue Fort Wayne	83 74						
				217	A	Oral Roberts	60 71	268	H	North Dakota St.	86 79						
				316	H	Omaha	79 66	69	H	South Dakota St.	48 89						
				220	H	North Dakota	91 74	220	A	North Dakota	71 77						
				29	A	South Dakota	51 88	316	A	Omaha	83 69						

Non-Div I Games:	Culver-Stockton	82	76	Ill.-Springfield	91	51	Mo. Baptist	90	69
------------------	-----------------	----	----	------------------	----	----	-------------	----	----

Western Ill.

Loss, Non-Conf, S Site, H Home A Away N Neutral

Average RPI Win:	178	WON-LOST	WINNING	LAST 10	STRENGTH OF	OPP. STRENGTH	TEAM	ADJ.	CONF.	ADJ CONF.
Average RPI Loss:	90	RECORD	PCT. RANK	GAMES	SCHEDULE	OF SCHEDULE	RPI	RPI	RPI	RPI
DIV. I ONLY	20- 7	43	9-1	99	90	31	31	13	13	
DIV. I NON-CONF.	8- 3	68	0	88	17	32	32	16	16	
TOTALS	RPI 1-25	RPI 26-50	W-L RECORDS	RPI 51-100	RPI 101-150	RPI 150+				
20- 7	1- 2	1- 2	OVERALL	4- 1	1- 0	13- 2				
11- 0	1- 0	1- 0	HOME	2- 0	1- 0	6- 0				
8- 7	0- 2	0- 2	AWAY	2- 1	0- 0	6- 2				
1- 0	0- 0	0- 0	NEUTRAL	0- 0	0- 0	1- 0				
8- 3	1- 1	0- 1	NON-CONFERENCE	3- 0	0- 0	4- 1				
4- 0	1- 0	0- 0	HOME	2- 0	0- 0	1- 0				
3- 3	0- 1	0- 1	AWAY	1- 0	0- 0	2- 1				
1- 0	0- 0	0- 0	NEUTRAL	0- 0	0- 0	1- 0				
12- 4	0- 1	1- 1	CONFERENCE	1- 1	1- 0	9- 1				
7- 0	0- 0	1- 0	HOME	0- 0	1- 0	5- 0				
5- 4	0- 1	0- 1	AWAY	1- 1	0- 0	4- 1				
0- 0	0- 0	0- 0	NEUTRAL	0- 0	0- 0	0- 0				

RPI 1-25				RPI 26-50				Team's RPI: 31	RPI 51-100				RPI 101+			
RPI	S	Opponent	Score	RPI	S	Opponent	Score		RPI	S	Opponent	Score	RPI	S	Opponent	Score
5	A	Louisville	56 75	46	A	Purdue	50 67		55	A	Charlotte	60 56	124	H	UAB	69 65
16	H	Central Mich.	93 58	49	A	Middle Tenn.	103 108		56	H	Belmont	77 46	170	A	Samford	88 84
23	A	Old Dominion	65 76	49	H	Middle Tenn.	71 63		60	A	Ball St.	91 86	194	A	Fla. Atlantic	69 56
									62	A	Rice	65 73	194	H	Fla. Atlantic	68 59
									77	H	Oklahoma	74 63	197	A	Saint Mary's (CA)	73 80
													202	H	Little Rock	77 58
													203	A	Southern Miss.	81 65
													214	H	UTEP	78 65
													242	N	Tulsa	76 63
													246	A	Marshall	74 65
													246	H	Marshall	79 65
													248	A	North Texas	54 61
													272	A	Louisiana Tech	84 75
													301	H	FIU	71 51
													311	H	UTSA	85 57
													329	A	Mercer	75 62
LAST 10 Division I																
				49	A	Middle Tenn.	103 108		203	A	Southern Miss.	81 65				
				194	A	Fla. Atlantic	69 56		272	A	Louisiana Tech	84 75				
				246	H	Marshall	79 65		301	H	FIU	71 51				
				311	H	UTSA	85 57		194	H	Fla. Atlantic	68 59				
				214	H	UTEP	78 65		246	A	Marshall	74 65				

Non-Div I Games:

Western Ky.

■ Loss,
 ■ Non-Conf, S Site,
 ■ Home
 ■ Away
 N Neutral

Average RPI Win:	217	WON-LOST	WINNING	LAST 10	STRENGTH OF	OPP. STRENGTH	TEAM	ADJ.	CONF.	ADJ CONF.
Average RPI Loss:	124	RECORD	PCT. RANK	GAMES	SCHEDULE	OF SCHEDULE	RPI	RPI	RPI	RPI
DIV. I ONLY	15- 11	133	6-4	210	133	146	146	10	10	
DIV. I NON-CONF.	6- 4	123	0	298	315	194	194	10	10	
TOTALS	RPI 1-25	RPI 26-50	W-L RECORDS	RPI 51-100	RPI 101-150	RPI 150+				
15- 11	0- 2	0- 1	OVERALL	1- 3	1- 0	13- 5				
8- 3	0- 1	0- 0	HOME	1- 0	1- 0	6- 2				
5- 7	0- 1	0- 1	AWAY	0- 2	0- 0	5- 3				
2- 1	0- 0	0- 0	NEUTRAL	0- 1	0- 0	2- 0				
6- 4	0- 0	0- 1	NON-CONFERENCE	0- 1	0- 0	6- 2				
2- 1	0- 0	0- 0	HOME	0- 0	0- 0	2- 1				
2- 2	0- 0	0- 1	AWAY	0- 0	0- 0	2- 1				
2- 1	0- 0	0- 0	NEUTRAL	0- 1	0- 0	2- 0				
9- 7	0- 2	0- 0	CONFERENCE	1- 2	1- 0	7- 3				
6- 2	0- 1	0- 0	HOME	1- 0	1- 0	4- 1				
3- 5	0- 1	0- 0	AWAY	0- 2	0- 0	3- 2				
0- 0	0- 0	0- 0	NEUTRAL	0- 0	0- 0	0- 0				

RPI 1-25				RPI 26-50				RPI 51-100				RPI 101+ Team's RPI: 146			
RPI	S	Opponent	Score	RPI	S	Opponent	Score	RPI	S	Opponent	Score	RPI	S	Opponent	Score
16	A	Central Mich.	60 76	38	A	Michigan	55 76	60	A	Ball St.	65 68	129	H	Buffalo	74 62
16	H	Central Mich.	70 80					81	N	Stony Brook	47 50	154	A	Akron	56 51
								87	H	Ohio	73 72	154	H	Akron	79 71
								100	A	Kent St.	63 75	162	A	Loyola Chicago	70 60
												175	H	Eastern Mich.	79 83
												181	A	Toledo	70 58
												181	H	Toledo	84 72
												190	A	Northern Ill.	68 65
												190	H	Northern Ill.	63 50
												194	H	Fla. Atlantic	79 80
												212	A	Miami (OH)	67 70
												214	A	UTEP	46 76
												229	N	Denver	79 70
												257	A	Bowling Green	63 72
												257	H	Bowling Green	69 55
												312	N	New Mexico St.	79 76
												334	H	Detroit Mercy	82 67
												340	A	UIC	80 52
												349	H	Chicago St.	90 69
LAST 10 Division I															
190	H	Northern Ill.	63 50	129	H	Buffalo	74 62								
16	A	Central Mich.	60 76	175	H	Eastern Mich.	79 83								
181	A	Toledo	70 58	212	A	Miami (OH)	67 70								
257	H	Bowling Green	69 55	60	A	Ball St.	65 68								
190	A	Northern Ill.	68 65	154	H	Akron	79 71								

Non-Div I Games: Kentucky St. 80 41

Western Mich.

Average RPI Win:	214	WON-LOST	WINNING	LAST 10	STRENGTH OF	OPP. STRENGTH	TEAM	ADJ.	CONF.	ADJ CONF.
Average RPI Loss:	113	RECORD	PCT. RANK	GAMES	SCHEDULE	OF SCHEDULE	RPI	RPI	RPI	RPI
DIV. I ONLY	15- 14	164	4-6	184	93	171	171	9	9	
DIV. I NON-CONF.	8- 5	117	0	188	187	138	138	9	9	
TOTALS	RPI 1-25	RPI 26-50	W-L RECORDS	RPI 51-100	RPI 101-150	RPI 150+				
15- 14	0- 2	0- 3	OVERALL	2- 3	2- 0	11- 6				
9- 6	0- 0	0- 0	HOME	1- 3	1- 0	7- 3				
5- 7	0- 2	0- 2	AWAY	0- 0	1- 0	4- 3				
1- 1	0- 0	0- 1	NEUTRAL	1- 0	0- 0	0- 0				
8- 5	0- 1	0- 2	NON-CONFERENCE	2- 1	0- 0	6- 1				
6- 1	0- 0	0- 0	HOME	1- 1	0- 0	5- 0				
1- 3	0- 1	0- 1	AWAY	0- 0	0- 0	1- 1				
1- 1	0- 0	0- 1	NEUTRAL	1- 0	0- 0	0- 0				
7- 9	0- 1	0- 1	CONFERENCE	0- 2	2- 0	5- 5				
3- 5	0- 0	0- 0	HOME	0- 2	1- 0	2- 3				
4- 4	0- 1	0- 1	AWAY	0- 0	1- 0	3- 2				
0- 0	0- 0	0- 0	NEUTRAL	0- 0	0- 0	0- 0				

RPI	S	Opponent	Score	RPI	S	Opponent	Score	RPI	S	Opponent	Score	RPI	S	Opponent	Score	Team's RPI: 171
6	A	UConn	55 83	32	N	Virginia Tech	63 84	67	H	South Fla.	50 56	117	A	Temple	85 75	
9	A	Missouri St.	55 68	37	A	UCF	50 95	75	H	UNI	50 61	117	H	Temple	72 70	
				45	A	Creighton	46 56	76	H	Cincinnati	54 75	166	A	Tulane	69 68	
								77	H	Oklahoma	88 83	166	H	Tulane	56 61	
								78	N	Montana St.	66 64	175	H	Eastern Mich.	63 52	
												200	H	Memphis	60 69	
												209	A	Houston	56 64	
												217	A	Oral Roberts	66 79	
												221	A	SMU	44 64	
												221	H	SMU	67 72	
												235	A	East Carolina	61 53	
												235	H	East Carolina	57 55	
												242	A	Tulsa	70 61	
												242	H	Tulsa	57 46	
												253	H	Southern U.	69 63	
												272	A	Louisiana Tech	88 80	
												321	H	Houston Baptist	59 42	
												327	H	Ark.-Pine Bluff	100 50	
												347	H	Grambling	77 65	
LAST 10 Division I																
37	A	UCF	50 95	200	H	Memphis	60 69									
76	H	Cincinnati	54 75	117	A	Temple	85 75									
242	A	Tulsa	70 61	235	H	East Carolina	57 55									
221	H	SMU	67 72	221	A	SMU	44 64									
166	A	Tulane	69 68	209	A	Houston	56 64									

Non-Div I Games:

Wichita St.

William & Mary

Through Games Of March 2, 2020

Average RPI Win:	231	WON-LOST	WINNING	LAST 10	STRENGTH OF	OPP. STRENGTH	TEAM	ADJ.	CONF.	ADJ CONF.
Average RPI Loss:	98	RECORD	PCT. RANK	GAMES	SCHEDULE	OF SCHEDULE	RPI	RPI	RPI	RPI
DIV. I ONLY	20- 7	43	8-2	285	135	108	108	14	14	
DIV. I NON-CONF.	9- 2	37	0	292	178	101	101	13	13	
TOTALS	RPI 1-25	RPI 26-50	W-L RECORDS	RPI 51-100	RPI 101-150	RPI 150+				
20- 7	0- 1	0- 3	OVERALL	1- 0	1- 1	18- 2				
9- 3	0- 1	0- 1	HOME	0- 0	0- 0	9- 1				
11- 4	0- 0	0- 2	AWAY	1- 0	1- 1	9- 1				
0- 0	0- 0	0- 0	NEUTRAL	0- 0	0- 0	0- 0				
9- 2	0- 1	0- 0	NON-CONFERENCE	1- 0	1- 1	7- 0				
4- 1	0- 1	0- 0	HOME	0- 0	0- 0	4- 0				
5- 1	0- 0	0- 0	AWAY	1- 0	1- 1	3- 0				
0- 0	0- 0	0- 0	NEUTRAL	0- 0	0- 0	0- 0				
11- 5	0- 0	0- 3	CONFERENCE	0- 0	0- 0	11- 2				
5- 2	0- 0	0- 1	HOME	0- 0	0- 0	5- 1				
6- 3	0- 0	0- 2	AWAY	0- 0	0- 0	6- 1				
0- 0	0- 0	0- 0	NEUTRAL	0- 0	0- 0	0- 0				

RPI 1-25				RPI 26-50				RPI 51-100				RPI 101+				Team's RPI: 108	
RPI	S	Opponent	Score	RPI	S	Opponent	Score	RPI	S	Opponent	Score	RPI	S	Opponent	Score		
23	H	Old Dominion	58 69	36	A	James Madison	70 84	96	A	VCU	69 55	128	A	Richmond	73 76		
				40	A	Drexel	74 84					141	A	George Washington	63 51		
				40	H	Drexel	54 61					151	A	Northeastern	55 61		
												151	H	Northeastern	80 64		
												156	H	Norfolk St.	65 56		
												178	A	Elon	84 77		
												178	H	Elon	74 61		
												179	A	Delaware	78 60		
												179	H	Delaware	68 58		
												183	A	Towson	83 75		
												235	A	East Carolina	78 68		
												262	A	Col. of Charleston	80 74		
												262	H	Col. of Charleston	85 60		
												271	A	UNCW	63 55		
												271	H	UNCW	55 72		
												277	A	Delaware St.	73 52		
												279	A	Army West Point	77 65		
												290	H	UMBC	76 48		
												315	H	UMES	78 50		
												325	A	Hofstra	66 53		
												325	H	Hofstra	71 42		
												344	H	Hartford	61 44		
LAST 10 Division I																	
				178	H	Elon	74 61					271	A	UNCW	63 55		
				179	A	Delaware	78 60					262	A	Col. of Charleston	80 74		
				40	A	Drexel	74 84					178	A	Elon	84 77		
				325	H	Hofstra	71 42					40	H	Drexel	54 61		
				151	H	Northeastern	80 64					179	H	Delaware	68 58		

Non-Div I Games:

William & Mary

Loss, Non-Conf, S Site, H Home A Away N Neutral

Winthrop

Through Games Of March 2, 2020

Average RPI Win:	282	WON-LOST	WINNING	LAST 10	STRENGTH OF	OPP. STRENGTH	TEAM	ADJ.	CONF.	ADJ CONF.
Average RPI Loss:	183	RECORD	PCT. RANK	GAMES	SCHEDULE	OF SCHEDULE	RPI	RPI	RPI	RPI
DIV. I ONLY	11- 16	228	3-7	256	322	258	258	25	25	
DIV. I NON-CONF.	3- 6	235	0	282	311	272	272	28	28	
TOTALS	RPI 1-25	RPI 26-50	W-L RECORDS	RPI 51-100	RPI 101-150	RPI 150+				
11- 16	0- 2	0- 0	OVERALL	0- 0	1- 3	10- 11				
5- 7	0- 0	0- 0	HOME	0- 0	1- 1	4- 6				
6- 8	0- 2	0- 0	AWAY	0- 0	0- 2	6- 4				
0- 1	0- 0	0- 0	NEUTRAL	0- 0	0- 0	0- 1				
3- 6	0- 2	0- 0	NON-CONFERENCE	0- 0	0- 0	3- 4				
0- 3	0- 0	0- 0	HOME	0- 0	0- 0	0- 3				
3- 2	0- 2	0- 0	AWAY	0- 0	0- 0	3- 0				
0- 1	0- 0	0- 0	NEUTRAL	0- 0	0- 0	0- 1				
8- 10	0- 0	0- 0	CONFERENCE	0- 0	1- 3	7- 7				
5- 4	0- 0	0- 0	HOME	0- 0	1- 1	4- 3				
3- 6	0- 0	0- 0	AWAY	0- 0	0- 2	3- 4				
0- 0	0- 0	0- 0	NEUTRAL	0- 0	0- 0	0- 0				

RPI 1-25				RPI 26-50				RPI 51-100				RPI 101+ Team's RPI: 258			
RPI	S	Opponent	Score	RPI	S	Opponent	Score	RPI	S	Opponent	Score	RPI	S	Opponent	Score
23	A	Old Dominion	44 68									119	A	Campbell	47 63
25	A	Kentucky	36 91									119	H	Campbell	58 61
												148	A	Hampton	48 62
												148	H	Hampton	72 66
												173	A	High Point	61 94
												173	H	High Point	69 63
												180	A	Gardner-Webb	59 71
												180	H	Gardner-Webb	49 54
												191	A	Radford	53 54
												191	H	Radford	50 56
												249	H	Iona	61 68
												250	A	UNC Asheville	55 65
												250	H	UNC Asheville	43 50
												262	H	Col. of Charleston	73 84
												270	N	Wofford	59 60
												271	A	UNCW	75 63
												273	A	Longwood	63 60
												273	H	Longwood	74 63
												300	H	Ga. Southern	47 91
												305	A	N.C. Central	56 46
												307	H	Presbyterian	61 54
												328	A	USC Upstate	52 38
												342	A	Western Caro.	63 60
												343	A	Charleston So.	58 53
												343	H	Charleston So.	56 46
LAST 10 Division I															
191	H	Radford	50 56	148	A	Hampton	48 62								
273	A	Longwood	63 60	343	H	Charleston So.	56 46								
180	H	Gardner-Webb	49 54	173	A	High Point	61 94								
119	H	Campbell	58 61	250	H	UNC Asheville	43 50								
250	A	UNC Asheville	55 65	343	A	Charleston So.	58 53								

Non-Div I Games:

Winthrop

■ Loss,
 ■ Non-Conf,
 ■ S Site,
 ■ Home
 ■ A Away
 N Neutral

Average RPI Win:	207	WON-LOST	WINNING	LAST 10	STRENGTH OF	OPP. STRENGTH	TEAM	ADJ.	CONF.	ADJ CONF.
Average RPI Loss:	46	RECORD	PCT. RANK	GAMES	SCHEDULE	OF SCHEDULE	RPI	RPI	RPI	RPI
DIV. I ONLY	11- 18	246	1-9	37	52	145	145	2	2	
DIV. I NON-CONF.	8- 3	68	0	135	255	74	74	2	2	
TOTALS	RPI 1-25	RPI 26-50	W-L RECORDS	RPI 51-100	RPI 101-150	RPI 150+				
11- 18	0- 6	0- 6	OVERALL	2- 6	1- 0	8- 0				
7- 8	0- 3	0- 3	HOME	0- 2	1- 0	6- 0				
3- 9	0- 3	0- 2	AWAY	1- 4	0- 0	2- 0				
1- 1	0- 0	0- 1	NEUTRAL	1- 0	0- 0	0- 0				
8- 3	0- 0	0- 1	NON-CONFERENCE	1- 2	1- 0	6- 0				
6- 0	0- 0	0- 0	HOME	0- 0	1- 0	5- 0				
1- 2	0- 0	0- 0	AWAY	0- 2	0- 0	1- 0				
1- 1	0- 0	0- 1	NEUTRAL	1- 0	0- 0	0- 0				
3- 15	0- 6	0- 5	CONFERENCE	1- 4	0- 0	2- 0				
1- 8	0- 3	0- 3	HOME	0- 2	0- 0	1- 0				
2- 7	0- 3	0- 2	AWAY	1- 2	0- 0	1- 0				
0- 0	0- 0	0- 0	NEUTRAL	0- 0	0- 0	0- 0				

RPI	S	Opponent	Score	RPI	S	Opponent	Score	RPI	S	Opponent	Score	RPI	S	Opponent	Score	Team's RPI: 145
3	H	Maryland	56 85	35	N	Arkansas	64 68	60	N	Ball St.	67 56	139	H	North Florida	75 62	
7	H	Northwestern	66 82	38	H	Michigan	56 68	71	A	Georgia Tech	41 60	192	A	Illinois	73 64	
12	A	Iowa	71 97	42	A	Rutgers	43 63	80	A	Colorado	57 74	208	H	Eastern Ill.	63 55	
12	H	Iowa	78 85	42	H	Rutgers	61 64	86	A	Minnesota	72 62	213	H	Penn St.	71 65	
15	A	Indiana	65 75	46	A	Purdue	61 72	86	H	Minnesota	64 73	222	H	Milwaukee	71 40	
22	A	Ohio St.	74 82	46	H	Purdue	59 62	88	A	Nebraska	50 65	268	A	North Dakota St.	64 63	
								88	H	Nebraska	71 72	270	H	Wofford	78 65	
								92	A	Michigan St.	52 69	295	H	Prairie View	68 42	
												320	H	Alabama St.	85 67	
LAST 10 Division I																
42	A	Rutgers	43 63	22	A	Ohio St.	74 82									
7	H	Northwestern	66 82	86	H	Minnesota	64 73									
3	H	Maryland	56 85	192	A	Illinois	73 64									
12	A	Iowa	71 97	15	A	Indiana	65 75									
46	H	Purdue	59 62	88	H	Nebraska	71 72									

Non-Div I Games:

Wisconsin

■ Loss,
 ■ Non-Conf,
 ■ S Site,
 ■ H Home
 ■ A Away
 N Neutral

Wofford

Through Games Of March 2, 2020

Average RPI Win:	265	WON-LOST	WINNING	LAST 10	STRENGTH OF	OPP. STRENGTH	TEAM	ADJ.	CONF.	ADJ CONF.
Average RPI Loss:	184	RECORD	PCT. RANK	GAMES	SCHEDULE	OF SCHEDULE	RPI	RPI	RPI	RPI
DIV. I ONLY	12- 14	195	6-4	311	268	270	270	27	27	
DIV. I NON-CONF.	4- 8	235	0	227	279	288	288	21	21	
TOTALS	RPI 1-25	RPI 26-50	W-L RECORDS	RPI 51-100	RPI 101-150	RPI 150+				
12- 14	0- 0	0- 0	OVERALL	0- 1	1- 4	11- 9				
8- 5	0- 0	0- 0	HOME	0- 1	1- 0	7- 4				
3- 9	0- 0	0- 0	AWAY	0- 0	0- 4	3- 5				
1- 0	0- 0	0- 0	NEUTRAL	0- 0	0- 0	1- 0				
4- 8	0- 0	0- 0	NON-CONFERENCE	0- 1	0- 3	4- 4				
3- 3	0- 0	0- 0	HOME	0- 1	0- 0	3- 2				
0- 5	0- 0	0- 0	AWAY	0- 0	0- 3	0- 2				
1- 0	0- 0	0- 0	NEUTRAL	0- 0	0- 0	1- 0				
8- 6	0- 0	0- 0	CONFERENCE	0- 0	1- 1	7- 5				
5- 2	0- 0	0- 0	HOME	0- 0	1- 0	4- 2				
3- 4	0- 0	0- 0	AWAY	0- 0	0- 1	3- 3				
0- 0	0- 0	0- 0	NEUTRAL	0- 0	0- 0	3- 0				

RPI S	Opponent	Score	RPI S	Opponent	Score	RPI S	Opponent	Score	RPI S	Opponent	Score	Team's RPI: 270
						83 H	Coastal Caro.	73 78	111 A	Kansas	64 83	
									114 A	Auburn	82 84	
									136 A	UNC Greensboro	45 49	
									136 H	UNC Greensboro	66 61	
									145 A	Wisconsin	65 78	
									170 A	Samford	69 63	
									170 H	Samford	58 74	
									177 A	Northern Ky.	72 80	
									180 A	Gardner-Webb	53 67	
									193 A	Chattanooga	76 80	
									193 H	Chattanooga	49 51	
									199 A	Furman	56 62	
									199 H	Furman	66 62	
									247 H	Appalachian St.	51 54	
									250 H	UNC Asheville	75 38	
									258 N	Winthrop	60 59	
									273 H	Longwood	79 76	
									289 A	ETSU	76 47	
									289 H	ETSU	86 62	
									300 H	Ga. Southern	57 70	
									307 H	Presbyterian	67 60	
									329 A	Mercer	53 54	
									329 H	Mercer	77 49	
									342 A	Western Caro.	65 58	
									342 H	Western Caro.	76 63	
LAST 10 Division I												
			199 A	Furman	56 62		170 A	Samford	69 63			
			342 A	Western Caro.	65 58		329 A	Mercer	53 54			
			136 A	UNC Greensboro	45 49		199 H	Furman	66 62			
			193 H	Chattanooga	49 51		136 H	UNC Greensboro	66 61			
			289 H	ETSU	86 62		342 H	Western Caro.	76 63			

Non-Div I Games: Brevard 82 34 Erskine 100 38 UNKNOWN 89 38

Wofford

Loss, Non-Conf, S Site, H Home A Away N Neutral

Wyoming

Through Games Of March 2, 2020

Average RPI Win:	232	WON-LOST	WINNING	LAST 10	STRENGTH OF	OPP. STRENGTH	TEAM	ADJ.	CONF.	ADJ CONF.
Average RPI Loss:	159	RECORD	PCT. RANK	GAMES	SCHEDULE	OF SCHEDULE	RPI	RPI	RPI	RPI
DIV. I ONLY	16- 11	118	8-2	224	199	157	157	17	17	
DIV. I NON-CONF.	3- 5	224	0	212	205	260	260	19	19	
TOTALS	RPI 1-25	RPI 26-50	W-L RECORDS	RPI 51-100	RPI 101-150	RPI 150+				
16- 11	0- 1	0- 0	OVERALL	2- 4	1- 0	13- 6				
9- 5	0- 1	0- 0	HOME	2- 1	1- 0	6- 3				
6- 6	0- 0	0- 0	AWAY	0- 3	0- 0	6- 3				
1- 0	0- 0	0- 0	NEUTRAL	0- 0	0- 0	1- 0				
3- 5	0- 1	0- 0	NON-CONFERENCE	0- 2	0- 0	3- 2				
2- 3	0- 1	0- 0	HOME	0- 1	0- 0	2- 1				
1- 2	0- 0	0- 0	AWAY	0- 1	0- 0	1- 1				
0- 0	0- 0	0- 0	NEUTRAL	0- 0	0- 0	0- 0				
13- 6	0- 0	0- 0	CONFERENCE	2- 2	1- 0	10- 4				
7- 2	0- 0	0- 0	HOME	2- 0	1- 0	4- 2				
5- 4	0- 0	0- 0	AWAY	0- 2	0- 0	5- 2				
1- 0	0- 0	0- 0	NEUTRAL	0- 0	0- 0	1- 0				

RPI 1-25				RPI 26-50				RPI 51-100				RPI 101+ Team's RPI: 157			
RPI	S	Opponent	Score	RPI	S	Opponent	Score	RPI	S	Opponent	Score	RPI	S	Opponent	Score
9	H	Gonzaga	54 65					68	A	Fresno St.	59 89	147	H	San Jose St.	80 45
								68	H	Fresno St.	64 55	197	H	Saint Mary's (CA)	69 67
								69	A	South Dakota St.	40 67	219	A	UNLV	53 65
								80	H	Colorado	56 66	224	H	Northern Colo.	44 46
								95	A	Boise St.	48 67	226	A	New Mexico	73 66
								95	H	Boise St.	73 68	226	H	New Mexico	71 74
												229	A	Denver	57 71
												230	A	Nevada	84 79
												230	H	Nevada	83 59
												239	A	San Diego St.	60 67
												239	H	San Diego St.	81 67
												268	A	North Dakota St.	66 57
												269	A	Air Force	65 63
												269	H	Air Force	68 52
												278	A	Utah St.	65 54
												278	H	Utah St.	64 45
												278	N	Utah St.	64 59
												287	A	Colorado St.	43 40
												287	H	Colorado St.	49 56
												351	H	Mississippi Val.	95 22
LAST 10 Division I															
				278	N	Utah St.	64 59	287	A	Colorado St.	43 40				
				68	H	Fresno St.	64 55	226	H	New Mexico	71 74				
				230	A	Nevada	84 79	95	A	Boise St.	48 67				
				269	H	Air Force	68 52	147	H	San Jose St.	80 45				
				278	H	Utah St.	64 45	278	A	Utah St.	65 54				

Non-Div I Games: Colo. Christian 70 31

Wyoming

■ Loss,
 ■ Non-Conf, S Site,
 ■ Home
 ■ Away
 N Neutral

Average RPI Win: 181	WON-LOST	WINNING	LAST 10	STRENGTH OF	OPP. STRENGTH	TEAM	ADJ.	CONF.	ADJ CONF.
Average RPI Loss: 90	RECORD	PCT. RANK	GAMES	SCHEDULE	OF SCHEDULE	RPI	RPI	RPI	RPI
DIV. I ONLY	3- 26	342	1-9	33	76	263	263	6	6
DIV. I NON-CONF.	1- 10	329	0	29	126	255	255	6	6
TOTALS	RPI 1-25	RPI 26-50	W-L RECORDS	RPI 51-100	RPI 101-150	RPI 150+			
3- 26	0- 3	0- 4	OVERALL	0- 12	1- 3	2- 4			
2- 12	0- 1	0- 2	HOME	0- 6	1- 0	1- 3			
1- 12	0- 1	0- 2	AWAY	0- 6	0- 2	1- 1			
0- 2	0- 1	0- 0	NEUTRAL	0- 0	0- 1	0- 0			
1- 10	0- 1	0- 0	NON-CONFERENCE	0- 4	1- 3	0- 2			
1- 4	0- 0	0- 0	HOME	0- 2	1- 0	0- 2			
0- 4	0- 0	0- 0	AWAY	0- 2	0- 2	0- 0			
0- 2	0- 1	0- 0	NEUTRAL	0- 0	0- 1	0- 0			
2- 16	0- 2	0- 4	CONFERENCE	0- 8	0- 0	2- 2			
1- 8	0- 1	0- 2	HOME	0- 4	0- 0	1- 1			
1- 8	0- 1	0- 2	AWAY	0- 4	0- 0	1- 1			
0- 0	0- 0	0- 0	NEUTRAL	0- 0	0- 0	0- 0			

RPI 1-25				RPI 26-50				RPI 51-100				RPI 101+ Team's RPI: 263			
RPI	S	Opponent	Score	RPI	S	Opponent	Score	RPI	S	Opponent	Score	RPI	S	Opponent	Score
7	N	Northwestern	59 79	28	A	Marquette	48 61	60	A	Ball St.	49 70	115	H	Utah	70 63
20	A	DePaul	65 97	28	H	Marquette	60 80	63	A	St. John's (NY)	37 74	117	A	Temple	65 78
20	H	DePaul	68 91	45	A	Creighton	55 62	63	H	St. John's (NY)	67 75	118	A	Robert Morris	57 71
				45	H	Creighton	62 76	72	A	Villanova	54 66	133	N	Florida	64 67
								72	H	Villanova	54 55	153	H	Wright St.	74 86
								73	A	Seton Hall	59 69	184	A	Providence	48 60
								73	H	Seton Hall	61 83	184	H	Providence	61 42
								76	H	Cincinnati	78 85	243	A	Georgetown	85 64
								80	H	Colorado	53 62	243	H	Georgetown	50 63
								90	A	Rider	57 64	286	H	Eastern Ky.	55 56
								93	A	Butler	61 63				
								93	H	Butler	70 78				
LAST 10 Division I															
63	A	St. John's (NY)	37 74	28	A	Marquette	48 61								
73	A	Seton Hall	59 69	243	H	Georgetown	50 63								
45	H	Creighton	62 76	72	H	Villanova	54 55								
184	H	Providence	61 42	93	A	Butler	61 63								
20	A	DePaul	65 97	184	A	Providence	48 60								

Non-Div I Games:

Xavier

Average RPI Win:	194	WON-LOST	WINNING	LAST 10	STRENGTH OF	OPP. STRENGTH	TEAM	ADJ.	CONF.	ADJ CONF.
Average RPI Loss:	62	RECORD	PCT. RANK	GAMES	SCHEDULE	OF SCHEDULE	RPI	RPI	RPI	RPI
DIV. I ONLY	17- 8	68	5-5	65	137	53	53	7	7	
DIV. I NON-CONF.	10- 3	57	0	163	215	62	62	8	8	
TOTALS	RPI 1-25	RPI 26-50	W-L RECORDS	RPI 51-100	RPI 101-150	RPI 150+				
17- 8	0- 3	0- 0	OVERALL	2- 2	2- 3	13- 0				
7- 4	0- 1	0- 0	HOME	0- 2	0- 1	7- 0				
9- 4	0- 2	0- 0	AWAY	1- 0	2- 2	6- 0				
1- 0	0- 0	0- 0	NEUTRAL	1- 0	0- 0	0- 0				
10- 3	0- 1	0- 0	NON-CONFERENCE	1- 1	1- 1	8- 0				
5- 1	0- 0	0- 0	HOME	0- 1	0- 0	5- 0				
4- 2	0- 1	0- 0	AWAY	0- 0	1- 1	3- 0				
1- 0	0- 0	0- 0	NEUTRAL	1- 0	0- 0	0- 0				
7- 5	0- 2	0- 0	CONFERENCE	1- 1	1- 2	5- 0				
2- 3	0- 1	0- 0	HOME	0- 1	0- 1	2- 0				
5- 2	0- 1	0- 0	AWAY	1- 0	1- 1	3- 0				
0- 0	0- 0	0- 0	NEUTRAL	0- 0	0- 0	0- 0				

RPI 1-25				RPI 26-50				RPI 51-100 Team's RPI: 53				RPI 101+			
RPI	S	Opponent	Score	RPI	S	Opponent	Score	RPI	S	Opponent	Score	RPI	S	Opponent	Score
11	A	Princeton	49 64					63	H	St. John's (NY)	66 80	102	A	Colgate	67 70
11	H	Princeton	39 55					66	A	Penn	71 54	109	A	Columbia	85 60
13	A	UCLA	65 100					66	H	Penn	51 53	109	H	Columbia	65 74
								68	N	Fresno St.	87 67	122	A	Harvard	57 66
												138	A	North Carolina	66 63
												151	A	Northeastern	78 63
												174	A	Dartmouth	67 47
												184	H	Providence	82 79
												187	A	Cornell	74 67
												187	H	Cornell	65 51
												188	H	Quinnipiac	63 59
												205	A	Brown	73 40
												205	H	Brown	79 72
												218	A	UMass Lowell	67 59
												288	A	LMU (CA)	81 65
												298	H	Wagner	87 68
												302	H	Sacred Heart	87 40
												329	H	Mercer	68 60
LAST 10 Division I															
11	A	Princeton	49 64	11	H	Princeton	39 55								
66	A	Penn	71 54	174	A	Dartmouth	67 47								
109	H	Columbia	65 74	122	A	Harvard	57 66								
187	H	Cornell	65 51	187	A	Cornell	74 67								
66	H	Penn	51 53	109	A	Columbia	85 60								

Non-Div I Games:

Yale

Average RPI Win:	267	WON-LOST	WINNING	LAST 10	STRENGTH OF	OPP. STRENGTH	TEAM	ADJ.	CONF.	ADJ CONF.
Average RPI Loss:	164	RECORD	PCT. RANK	GAMES	SCHEDULE	OF SCHEDULE	RPI	RPI	RPI	RPI
DIV. I ONLY	11- 16	228	2-8	244	279	259	259	22	22	
DIV. I NON-CONF.	5- 4	140	0	190	261	146	146	22	22	
TOTALS	RPI 1-25	RPI 26-50	W-L RECORDS	RPI 51-100	RPI 101-150	RPI 150+				
11- 16	0- 1	0- 0	OVERALL	1- 2	0- 3	10- 10				
7- 6	0- 0	0- 0	HOME	1- 1	0- 1	6- 4				
4- 10	0- 1	0- 0	AWAY	0- 1	0- 2	4- 6				
0- 0	0- 0	0- 0	NEUTRAL	0- 0	0- 0	0- 0				
5- 4	0- 1	0- 0	NON-CONFERENCE	0- 1	0- 1	5- 1				
3- 1	0- 0	0- 0	HOME	0- 1	0- 0	3- 0				
2- 3	0- 1	0- 0	AWAY	0- 0	0- 1	2- 1				
0- 0	0- 0	0- 0	NEUTRAL	0- 0	0- 0	0- 0				
6- 12	0- 0	0- 0	CONFERENCE	1- 1	0- 2	5- 9				
4- 5	0- 0	0- 0	HOME	1- 0	0- 1	3- 4				
2- 7	0- 0	0- 0	AWAY	0- 1	0- 1	2- 5				
0- 0	0- 0	0- 0	NEUTRAL	0- 0	0- 0	0- 0				

RPI	S	Opponent	Score	RPI	S	Opponent	Score	RPI	S	Opponent	Score	RPI	S	Opponent	Score	Team's RPI: 259
15	A	Indiana	56 93					74	A	IUPUI	69 77	118	A	Robert Morris	43 58	
								74	H	IUPUI	75 73	120	A	Green Bay	51 71	
								100	H	Kent St.	73 82	120	H	Green Bay	63 70	
												153	A	Wright St.	41 91	
												153	H	Wright St.	54 67	
												154	A	Akron	62 91	
												175	H	Eastern Mich.	79 77	
												177	A	Northern Ky.	56 75	
												177	H	Northern Ky.	55 59	
												201	A	Cleveland St.	52 60	
												201	H	Cleveland St.	84 72	
												222	A	Milwaukee	54 59	
												222	H	Milwaukee	62 74	
												275	A	Saint Francis (PA)	56 46	
												283	A	Oakland	79 74	
												283	H	Oakland	73 86	
												286	A	Eastern Ky.	72 63	
												298	H	Wagner	64 42	
												334	A	Detroit Mercy	62 47	
												334	H	Detroit Mercy	72 66	
												337	H	Canisius	87 59	
												340	A	UIC	53 59	
												340	H	UIC	77 65	
LAST 10 Division I																
120	A	Green Bay	51 71	177	H	Northern Ky.	55 59									
222	A	Milwaukee	54 59	153	H	Wright St.	54 67									
283	H	Oakland	73 86	74	A	IUPUI	69 77									
334	H	Detroit Mercy	72 66	340	A	UIC	53 59									
201	H	Cleveland St.	84 72	222	H	Milwaukee	62 74									

Non-Div I Games: Lake Erie 83 48 Muskingum 92 46

Youngstown St.

Loss, Non-Conf, S Site, H Home A Away N Neutral