

Average RPI Win:	253	WON-LOST	WINNING	LAST 10	STRENGTH OF	OPP. STRENGTH	TEAM	ADJ.	CONF.	ADJ CONF.
Average RPI Loss:	181	RECORD	PCT. RANK	GAMES	SCHEDULE	OF SCHEDULE	RPI	RPI	RPI	RPI
DIV. I ONLY	9- 14	237	0- 1	223	296	256	256	25	25	
DIV. I NON-CONF.	2- 5	264	0- 0	184	299	268	268	23	23	
TOTALS	RPI 1-25	RPI 26-50	W-L RECORDS	RPI 51-100	RPI 101-150	RPI 150+				
9- 14	0- 0	0- 2	OVERALL	1- 0	0- 2	8- 10				
5- 5	0- 0	0- 1	HOME	1- 0	0- 1	4- 3				
3- 8	0- 0	0- 1	AWAY	0- 0	0- 1	3- 6				
1- 1	0- 0	0- 0	NEUTRAL	0- 0	0- 0	1- 1				
2- 5	0- 0	0- 0	NON-CONFERENCE	0- 0	0- 2	2- 3				
0- 3	0- 0	0- 0	HOME	0- 0	0- 1	0- 2				
1- 1	0- 0	0- 0	AWAY	0- 0	0- 1	1- 0				
1- 1	0- 0	0- 0	NEUTRAL	0- 0	0- 0	1- 1				
7- 9	0- 0	0- 2	CONFERENCE	1- 0	0- 0	6- 7				
5- 2	0- 0	0- 1	HOME	1- 0	0- 0	4- 1				
2- 7	0- 0	0- 1	AWAY	0- 0	0- 0	2- 6				
0- 0	0- 0	0- 0	NEUTRAL	0- 0	0- 0	0- 0				

RPI 1-25				RPI 26-50				RPI 51-100				RPI 101+ Team's RPI: 256			
RPI	S	Opponent	Score	RPI	S	Opponent	Score	RPI	S	Opponent	Score	RPI	S	Opponent	Score
				49	A	Lamar University	58 76					142	H	New Mexico St.	65 67
				49	H	Lamar University	47 72					144	A	Texas Tech	61 78
												155	A	Abilene Christian	55 72
												155	H	Abilene Christian	68 72
												163	H	Texas St.	53 60
												170	A	Nicholls St.	55 85
												184	A	Sam Houston St.	59 61
												184	H	Sam Houston St.	76 61
												191	N	Prairie View	59 67
												227	A	UTRGV	59 49
												227	H	UTRGV	57 70
												262	N	Louisiana	64 63
												276	A	Central Ark.	73 65
												288	A	New Orleans	54 56
												288	H	New Orleans	57 51
												303	A	Incarnate Word	72 77
												303	H	Incarnate Word	57 49
												314	A	Southeastern La.	45 56
												318	H	Northwestern St.	79 55
												342	A	Houston Baptist	70 56
LAST 12 Division I GAMES:															
				303	A	Incarnate Word	72 77					303	H	Incarnate Word	57 49
				155	A	Abilene Christian	55 72					314	A	Southeastern La.	45 56
				49	H	Lamar University	47 72					342	A	Houston Baptist	70 56
				78	H	SFA	46 44					155	H	Abilene Christian	68 72
				288	A	New Orleans	54 56					170	A	Nicholls St.	55 85
				184	A	Sam Houston St.	59 61					288	H	New Orleans	57 51

Non-Div I Games: UNKNOWN 78 40 Schreiner 64 34 Tex. A&M Int'l 84 36 Texas Lutheran 73 49 A&M-Corpus Christi

Loss, Non-Conf, S Site, H Home A Away N Neutral

Average RPI Win:	263	WON-LOST	WINNING	LAST 10	STRENGTH OF	OPP. STRENGTH	TEAM	ADJ.	CONF.	ADJ CONF.
Average RPI Loss:	137	RECORD	PCT. RANK	GAMES	SCHEDULE	OF SCHEDULE	RPI	RPI	RPI	RPI
DIV. I ONLY	15- 8	96	1- 0	266	281	155	155	25	25	
DIV. I NON-CONF.	3- 4	199	0- 0	116	167	122	122	23	23	
TOTALS	RPI 1-25	RPI 26-50	W-L RECORDS	RPI 51-100	RPI 101-150	RPI 150+				
15- 8	0- 0	0- 1	OVERALL	0- 3	1- 1	14- 3				
5- 4	0- 0	0- 1	HOME	0- 2	0- 0	5- 1				
9- 4	0- 0	0- 0	AWAY	0- 1	1- 1	8- 2				
1- 0	0- 0	0- 0	NEUTRAL	0- 0	0- 0	1- 0				
3- 4	0- 0	0- 0	NON-CONFERENCE	0- 2	1- 1	2- 1				
0- 1	0- 0	0- 0	HOME	0- 1	0- 0	0- 0				
2- 3	0- 0	0- 0	AWAY	0- 1	1- 1	1- 1				
1- 0	0- 0	0- 0	NEUTRAL	0- 0	0- 0	1- 0				
12- 4	0- 0	0- 1	CONFERENCE	0- 1	0- 0	12- 2				
5- 3	0- 0	0- 1	HOME	0- 1	0- 0	5- 1				
7- 1	0- 0	0- 0	AWAY	0- 0	0- 0	7- 1				
0- 0	0- 0	0- 0	NEUTRAL	0- 0	0- 0	0- 0				

RPI 1-25			RPI 26-50			RPI 51-100			RPI 101+ Team's RPI: 155		
RPI	S	Opponent	Score	RPI	S	Opponent	Score	RPI	S	Opponent	Score
				49	H	Lamar University	60 63	65	A	FGCU	65 81
								78	H	SFA	55 71
								96	H	Arkansas	68 80
								142	A	New Mexico St.	58 46
								144	A	Texas Tech	54 105
								162	A	Tulsa	63 75
								170	H	Nicholls St.	76 66
								184	A	Sam Houston St.	91 79
								184	H	Sam Houston St.	63 72
								223	N	Texas Southern	81 39
								256	A	A&M-Corpus Christi	72 68
								256	H	A&M-Corpus Christi	72 55
								274	A	UTEP	70 69
								276	A	Central Ark.	67 65
								276	H	Central Ark.	77 70
								288	A	New Orleans	59 52
								303	A	Incarnate Word	71 50
								314	A	Southeastern La.	71 74
								314	H	Southeastern La.	86 66
								317	H	McNeese	109 52
								318	A	Northwestern St.	72 63
								342	A	Houston Baptist	72 62
LAST 12 Division I GAMES:											
276	A	Central Ark.	67 65	49	H	Lamar University	60 63	256	A	A&M-Corpus Christi	72 68
256	H	A&M-Corpus Christi	72 55	276	H	Central Ark.	77 70	78	H	SFA	55 71
314	H	Southeastern La.	86 66	318	A	Northwestern St.	72 63	342	A	Houston Baptist	72 62
303	A	Incarnate Word	71 50								
170	H	Nicholls St.	76 66								
184	H	Sam Houston St.	63 72								

Non-Div I Games: Eastern N.M. 78 46 Southwest (NM) 90 47 Howard Payne 98 43 Schreiner 90 43 Abilene Christian

Loss, Non-Conf, S Site, H Home A Away N Neutral

Air Force

Through Games Of March 2, 2019

Average RPI Win:	257	WON-LOST	WINNING	LAST 10	STRENGTH OF	OPP. STRENGTH	TEAM	ADJ.	CONF.	ADJ CONF.
Average RPI Loss:	152	RECORD	PCT. RANK	GAMES	SCHEDULE	OF SCHEDULE	RPI	RPI	RPI	RPI
DIV. I ONLY	7- 19	290	0- 1	201	156	292	292	15	15	
DIV. I NON-CONF.	3- 7	256	0- 0	135	253	228	228	13	13	
TOTALS	RPI 1-25	RPI 26-50	W-L RECORDS	RPI 51-100	RPI 101-150	RPI 150+				
7- 19	0- 1	0- 0	OVERALL	0- 5	1- 2	6- 11				
6- 6	0- 0	0- 0	HOME	0- 2	1- 0	5- 4				
1- 13	0- 1	0- 0	AWAY	0- 3	0- 2	1- 7				
0- 0	0- 0	0- 0	NEUTRAL	0- 0	0- 0	0- 0				
3- 7	0- 1	0- 0	NON-CONFERENCE	0- 0	1- 2	2- 4				
2- 2	0- 0	0- 0	HOME	0- 0	1- 0	1- 2				
1- 5	0- 1	0- 0	AWAY	0- 0	0- 2	1- 2				
0- 0	0- 0	0- 0	NEUTRAL	0- 0	0- 0	0- 0				
4- 12	0- 0	0- 0	CONFERENCE	0- 5	0- 0	4- 7				
4- 4	0- 0	0- 0	HOME	0- 2	0- 0	4- 2				
0- 8	0- 0	0- 0	AWAY	0- 3	0- 0	0- 5				
0- 0	0- 0	0- 0	NEUTRAL	0- 0	0- 0	0- 0				

RPI 1-25				RPI 26-50				RPI 51-100				RPI 101+ Team's RPI: 292			
RPI	S	Opponent	Score	RPI	S	Opponent	Score	RPI	S	Opponent	Score	RPI	S	Opponent	Score
5	A	Oregon	36 82					54	A	New Mexico	57 78	102	A	Minnesota	50 67
								56	A	Wyoming	60 80	107	A	Northeastern	41 54
								56	H	Wyoming	56 59	109	H	Northern Colo.	69 57
								58	A	Boise St.	48 79	158	A	Denver	66 92
								91	H	Fresno St.	70 77	173	A	Utah St.	55 64
												173	H	Utah St.	44 48
												175	A	Portland	60 79
												196	A	UNLV	56 66
												196	H	UNLV	47 62
												213	H	George Mason	71 78
												241	H	Nevada	79 74
												249	H	Navy	47 54
												252	A	San Diego St.	61 70
												252	H	San Diego St.	75 66
												263	A	Colorado St.	48 55
												263	H	Colorado St.	63 48
												285	A	Army West Point	71 60
												302	A	San Jose St.	60 73
												302	H	San Jose St.	88 77
												347	H	Fairleigh Dickinson	85 37
LAST 12 Division I GAMES:															
				56	H	Wyoming	56 59	263	A	Colorado St.	48 55				
				302	A	San Jose St.	60 73	252	H	San Diego St.	75 66				
				91	H	Fresno St.	70 77	302	H	San Jose St.	88 77				
				173	A	Utah St.	55 64	58	A	Boise St.	48 79				
				196	H	UNLV	47 62	241	H	Nevada	79 74				
				56	A	Wyoming	60 80	196	A	UNLV	56 66				

Non-Div I Games: Western St. 72 54

Air Force

■ Loss,
 ■ Non-Conf, S Site,
 ■ Home
 ■ Away
 N Neutral

Average RPI Win:	231	WON-LOST	WINNING	LAST 10	STRENGTH OF	OPP. STRENGTH	TEAM	ADJ.	CONF.	ADJ CONF.
Average RPI Loss:	90	RECORD	PCT. RANK	GAMES	SCHEDULE	OF SCHEDULE	RPI	RPI	RPI	RPI
DIV. I ONLY	15- 11	132	0- 1	162	127	141	141	8	8	
DIV. I NON-CONF.	8- 2	52	0- 0	308	292	149	149	9	9	
TOTALS	RPI 1-25	RPI 26-50	W-L RECORDS	RPI 51-100	RPI 101-150	RPI 150+				
15- 11	0- 1	1- 4	OVERALL	1- 2	0- 2	13- 2				
8- 4	0- 0	1- 2	HOME	1- 1	0- 0	6- 1				
3- 7	0- 1	0- 2	AWAY	0- 1	0- 2	3- 1				
4- 0	0- 0	0- 0	NEUTRAL	0- 0	0- 0	4- 0				
8- 2	0- 0	0- 0	NON-CONFERENCE	0- 1	0- 1	8- 0				
3- 1	0- 0	0- 0	HOME	0- 1	0- 0	3- 0				
1- 1	0- 0	0- 0	AWAY	0- 0	0- 1	1- 0				
4- 0	0- 0	0- 0	NEUTRAL	0- 0	0- 0	4- 0				
7- 9	0- 1	1- 4	CONFERENCE	1- 1	0- 1	5- 2				
5- 3	0- 0	1- 2	HOME	1- 0	0- 0	3- 1				
2- 6	0- 1	0- 2	AWAY	0- 1	0- 1	2- 1				
0- 0	0- 0	0- 0	NEUTRAL	0- 0	0- 0	0- 0				

RPI 1-25				RPI 26-50				RPI 51-100				RPI 101+ Team's RPI: 141			
RPI	S	Opponent	Score	RPI	S	Opponent	Score	RPI	S	Opponent	Score	RPI	S	Opponent	Score
25	A	Central Mich.	71 94	31	A	Buffalo	72 91	66	H	Butler	47 63	110	A	Northern Ill.	59 70
				31	H	Buffalo	70 59	85	H	Toledo	70 64	118	A	Youngstown St.	61 72
				38	A	Ohio	70 92	90	A	Kent St.	58 73	195	A	N.C. A&T	49 36
				38	H	Ohio	71 81					211	A	Eastern Mich.	60 67
				48	H	Miami (OH)	61 67					211	H	Eastern Mich.	60 72
												217	A	Bowling Green	83 73
												217	H	Bowling Green	74 71
												222	H	Ball St.	91 61
												237	N	Northern Ky.	77 60
												257	H	St. Bonaventure	67 58
												271	N	Jackson St.	74 57
												272	A	Western Mich.	72 59
												272	H	Western Mich.	69 62
												274	N	UTEP	64 57
												281	H	Canisius	62 53
												309	N	Oakland	85 65
												332	H	Eastern Ky.	63 54
LAST 12 Division I GAMES:															
				38	H	Ohio	71 81	272	H	Western Mich.	69 62				
				217	A	Bowling Green	83 73	38	A	Ohio	70 92				
				31	H	Buffalo	70 59	90	A	Kent St.	58 73				
				211	A	Eastern Mich.	60 67	85	H	Toledo	70 64				
				48	H	Miami (OH)	61 67	31	A	Buffalo	72 91				
				222	H	Ball St.	91 61	110	A	Northern Ill.	59 70				

Non-Div I Games: Malone 63 44

Akron

■ Loss,
 ■ Non-Conf, S Site,
 ■ Home
 ■ Away
 N Neutral

Alabama

Through Games Of March 2, 2019

Average RPI Win:	179	WON-LOST	WINNING	LAST 10	STRENGTH OF	OPP. STRENGTH	TEAM	ADJ.	CONF.	ADJ CONF.
Average RPI Loss:	78	RECORD	PCT. RANK	GAMES	SCHEDULE	OF SCHEDULE	RPI	RPI	RPI	RPI
DIV. I ONLY	13- 15	195	0- 1	80	68	151	151	5	5	
DIV. I NON-CONF.	8- 5	119	0- 1	145	140	141	141	5	5	
TOTALS	RPI 1-25	RPI 26-50	W-L RECORDS	RPI 51-100	RPI 101-150	RPI 150+				
13- 15	0- 5	0- 2	OVERALL	3- 4	1- 1	9- 3				
9- 6	0- 2	0- 1	HOME	2- 2	0- 1	7- 0				
3- 6	0- 2	0- 1	AWAY	1- 2	0- 0	2- 1				
1- 3	0- 1	0- 0	NEUTRAL	0- 0	1- 0	0- 2				
8- 5	0- 1	0- 0	NON-CONFERENCE	1- 1	1- 1	6- 2				
6- 1	0- 0	0- 0	HOME	1- 0	0- 1	5- 0				
1- 1	0- 0	0- 0	AWAY	0- 1	0- 0	1- 0				
1- 3	0- 1	0- 0	NEUTRAL	0- 0	1- 0	0- 2				
5- 10	0- 4	0- 2	CONFERENCE	2- 3	0- 0	3- 1				
3- 5	0- 2	0- 1	HOME	1- 2	0- 0	2- 0				
2- 5	0- 2	0- 1	AWAY	1- 1	0- 0	1- 1				
0- 0	0- 0	0- 0	NEUTRAL	0- 0	0- 0	0- 0				

RPI 1-25				RPI 26-50				RPI 51-100				RPI 101+ Team's RPI: 151			
RPI	S	Opponent	Score	RPI	S	Opponent	Score	RPI	S	Opponent	Score	RPI	S	Opponent	Score
9	H	Mississippi St.	49 65	50	A	Auburn	38 77	53	H	Clemson	76 56	101	N	Virginia	64 52
15	A	South Carolina	59 62	50	H	Auburn	56 66	63	H	Tennessee	86 65	108	H	South Alabama	67 72
18	A	Texas A&M	43 70					64	H	LSU	56 62	161	H	Tulane	69 58
19	N	Miami (FL)	74 101					68	A	Utah	62 72	162	N	Tulsa	73 80
21	H	Kentucky	53 68					96	A	Arkansas	61 72	167	N	Louisiana Tech	62 79
								98	A	Georgia	58 53	177	A	Vanderbilt	84 65
								98	H	Georgia	67 76	198	H	Stetson	59 47
												200	H	Grambling	73 55
												204	A	SMU	62 61
												214	H	Ole Miss	46 43
												225	A	Florida	55 57
												225	H	Florida	74 67
												314	H	Southeastern La.	88 40
												318	H	Northwestern St.	87 73
LAST 12 Division I GAMES:															
167	N	Louisiana Tech	62 79	225	A	Florida	55 57	9	H	Mississippi St.	49 65				
214	H	Ole Miss	46 43	98	A	Georgia	58 53	96	A	Arkansas	61 72				
98	H	Georgia	67 76	64	H	LSU	56 62	63	H	Tennessee	86 65				
177	A	Vanderbilt	84 65	21	H	Kentucky	53 68								

Non-Div I Games:

Alabama

■ Loss,
 ■ Non-Conf,
 ■ S Site,
 ■ H Home
 ■ A Away
 N Neutral

Alabama A&M

Through Games Of March 2, 2019

Average RPI Win:	304	WON-LOST	WINNING	LAST 10	STRENGTH OF	OPP. STRENGTH	TEAM	ADJ.	CONF.	ADJ CONF.
Average RPI Loss:	207	RECORD	PCT. RANK	GAMES	SCHEDULE	OF SCHEDULE	RPI	RPI	RPI	RPI
DIV. I ONLY	13- 13	170	1- 0	351	330	298	298	29	29	
DIV. I NON-CONF.	5- 6	177	0- 0	311	326	266	266	28	28	
TOTALS	RPI 1-25	RPI 26-50	W-L RECORDS	RPI 51-100	RPI 101-150	RPI 150+				
13- 13	0- 0	0- 0	OVERALL	0- 0	0- 1	13- 12				
6- 6	0- 0	0- 0	HOME	0- 0	0- 0	6- 6				
6- 7	0- 0	0- 0	AWAY	0- 0	0- 1	6- 6				
1- 0	0- 0	0- 0	NEUTRAL	0- 0	0- 0	1- 0				
5- 6	0- 0	0- 0	NON-CONFERENCE	0- 0	0- 1	5- 5				
2- 2	0- 0	0- 0	HOME	0- 0	0- 0	2- 2				
2- 4	0- 0	0- 0	AWAY	0- 0	0- 1	2- 3				
1- 0	0- 0	0- 0	NEUTRAL	0- 0	0- 0	1- 0				
8- 7	0- 0	0- 0	CONFERENCE	0- 0	0- 0	8- 7				
4- 4	0- 0	0- 0	HOME	0- 0	0- 0	4- 4				
4- 3	0- 0	0- 0	AWAY	0- 0	0- 0	4- 3				
0- 0	0- 0	0- 0	NEUTRAL	0- 0	0- 0	0- 0				

RPI 1-25			RPI 26-50			RPI 51-100			RPI 101+			Team's RPI: 298
RPI	S	Opponent	Score	RPI	S	Opponent	Score	RPI	S	Opponent	Score	
								103	A	UAB	47	82
								156	A	Kansas	54	65
								176	A	Southern U.	60	68
								176	H	Southern U.	50	54
								191	A	Prairie View	65	77
								191	H	Prairie View	69	72
								200	H	Grambling	51	63
								210	A	Illinois	60	88
								212	H	Jacksonville St.	48	55
								223	A	Texas Southern	45	53
								228	N	Jacksonville	65	60
								248	A	North Florida	63	62
								259	A	Austin Peay	58	75
								260	A	Murray St.	59	53
								270	A	Alabama St.	65	57
								270	H	Alabama St.	46	60
								271	H	Jackson St.	58	55
								301	H	Tennessee St.	67	57
								314	H	Southeastern La.	51	48
								328	H	Lipscomb	58	62
								331	A	Mississippi Val.	80	60
								331	H	Mississippi Val.	78	70
								346	A	Ark.-Pine Bluff	78	52
								346	H	Ark.-Pine Bluff	60	54
								351	A	Alcorn	51	50
								351	H	Alcorn	87	69
LAST 12 Division I GAMES:												
								346	H	Ark.-Pine Bluff	60	54
								223	A	Texas Southern	45	53
								191	A	Prairie View	65	77
								351	H	Alcorn	87	69
								176	H	Southern U.	50	54
								270	H	Alabama St.	46	60
								331	H	Mississippi Val.	78	70
								346	A	Ark.-Pine Bluff	78	52
								346	H	Ark.-Pine Bluff	60	54
								351	A	Alcorn	51	50
								351	H	Alcorn	87	69

Non-Div I Games:

Alabama A&M

■ Loss,
 ■ Non-Conf,
 ■ S Site,
 ■ H Home
 ■ A Away
 N Neutral

Average RPI Win:	299	WON-LOST	WINNING	LAST 10	STRENGTH OF	OPP. STRENGTH	TEAM	ADJ.	CONF.	ADJ CONF.
Average RPI Loss:	157	RECORD	PCT. RANK	GAMES	SCHEDULE	OF SCHEDULE	RPI	RPI	RPI	RPI
DIV. I ONLY	9- 16	251	0- 1	238	308	270	270	29	29	
DIV. I NON-CONF.	0- 10	336	0- 0	19	139	256	256	28	28	
TOTALS	RPI 1-25	RPI 26-50	W-L RECORDS	RPI 51-100	RPI 101-150	RPI 150+				
9- 16	0- 2	0- 2	OVERALL	0- 1	0- 2	9- 9				
5- 6	0- 1	0- 0	HOME	0- 0	0- 1	5- 4				
4- 10	0- 1	0- 2	AWAY	0- 1	0- 1	4- 5				
0- 0	0- 0	0- 0	NEUTRAL	0- 0	0- 0	0- 0				
0- 10	0- 2	0- 2	NON-CONFERENCE	0- 1	0- 2	0- 3				
0- 3	0- 1	0- 0	HOME	0- 0	0- 1	0- 1				
0- 7	0- 1	0- 2	AWAY	0- 1	0- 1	0- 2				
0- 0	0- 0	0- 0	NEUTRAL	0- 0	0- 0	0- 0				
9- 6	0- 0	0- 0	CONFERENCE	0- 0	0- 0	9- 6				
5- 3	0- 0	0- 0	HOME	0- 0	0- 0	5- 3				
4- 3	0- 0	0- 0	AWAY	0- 0	0- 0	4- 3				
0- 0	0- 0	0- 0	NEUTRAL	0- 0	0- 0	0- 0				

RPI 1-25				RPI 26-50				RPI 51-100				RPI 101+ Team's RPI: 270			
RPI	S	Opponent	Score	RPI	S	Opponent	Score	RPI	S	Opponent	Score	RPI	S	Opponent	Score
15	H	South Carolina	38 94	44	A	Georgia Tech	42 69	93	A	Troy	46 116	103	H	UAB	47 62
21	A	Kentucky	35 87	50	A	Auburn	50 83					108	A	South Alabama	65 77
												176	A	Southern U.	52 62
												176	H	Southern U.	78 61
												179	A	North Ala.	42 68
												191	A	Prairie View	59 71
												193	A	Xavier	58 87
												200	H	Grambling	72 80
												223	A	Texas Southern	58 51
												223	H	Texas Southern	44 51
												271	H	Jackson St.	74 67
												283	H	Samford	51 60
												298	A	Alabama A&M	60 46
												298	H	Alabama A&M	57 65
												331	A	Mississippi Val.	62 64
												331	H	Mississippi Val.	73 67
												346	A	Ark.-Pine Bluff	58 56
												346	H	Ark.-Pine Bluff	73 52
												351	A	Alcorn	70 58
												351	H	Alcorn	76 63
LAST 12 Division I GAMES:															
223	H	Texas Southern	44 51	191	A	Prairie View	59 71								
176	A	Southern U.	52 62	223	A	Texas Southern	58 51								
351	A	Alcorn	70 58	176	H	Southern U.	78 61								
298	H	Alabama A&M	57 65	351	H	Alcorn	76 63								
331	H	Mississippi Val.	73 67	298	A	Alabama A&M	60 46								
346	H	Ark.-Pine Bluff	73 52	331	A	Mississippi Val.	62 64								

Non-Div I Games: Mobile 69 63

Alabama St.

■ Loss,
 ■ Non-Conf,
 ■ S Site,
 ■ H Home
 ■ A Away
 N Neutral

Albany (NY)

Through Games Of March 2, 2019

Average RPI Win:	273	WON-LOST	WINNING	LAST 10	STRENGTH OF	OPP. STRENGTH	TEAM	ADJ.	CONF.	ADJ CONF.
Average RPI Loss:	174	RECORD	PCT. RANK	GAMES	SCHEDULE	OF SCHEDULE	RPI	RPI	RPI	RPI
DIV. I ONLY	12- 17	222	0- 1	249	278	244	244	23	23	
DIV. I NON-CONF.	3- 10	278	0- 0	236	284	286	286	25	25	
TOTALS	RPI 1-25	RPI 26-50	W-L RECORDS	RPI 51-100	RPI 101-150	RPI 150+				
12- 17	0- 0	0- 1	OVERALL	0- 3	1- 5	11- 8				
6- 7	0- 0	0- 0	HOME	0- 1	0- 3	6- 3				
6- 10	0- 0	0- 1	AWAY	0- 2	1- 2	5- 5				
0- 0	0- 0	0- 0	NEUTRAL	0- 0	0- 0	0- 0				
3- 10	0- 0	0- 1	NON-CONFERENCE	0- 1	0- 2	3- 6				
1- 4	0- 0	0- 0	HOME	0- 0	0- 1	1- 3				
2- 6	0- 0	0- 1	AWAY	0- 1	0- 1	2- 3				
0- 0	0- 0	0- 0	NEUTRAL	0- 0	0- 0	0- 0				
9- 7	0- 0	0- 0	CONFERENCE	0- 2	1- 3	8- 2				
5- 3	0- 0	0- 0	HOME	0- 1	0- 2	5- 0				
4- 4	0- 0	0- 0	AWAY	0- 1	1- 1	3- 2				
0- 0	0- 0	0- 0	NEUTRAL	0- 0	0- 0	0- 0				

RPI S	Opponent	Score	RPI S	Opponent	Score	RPI S	Opponent	Score	RPI S	Opponent	Score	Team's RPI: 244
26	A Rutgers	39 65	57	A Maine	65 76	112	A Hartford	35 82				
			57	H Maine	61 67	112	H Hartford	56 68				
			83	A Purdue	41 53	127	A South Fla.	37 74				
						128	H Marist	56 74				
						140	A Stony Brook	54 49				
						140	H Stony Brook	52 68				
						186	H Holy Cross	50 56				
						203	A Cornell	34 48				
						230	A Monmouth	56 64				
						245	A Columbia	62 58				
						246	A Binghamton	71 62				
						246	H Binghamton	61 56				
						255	A St. Francis Brooklyn	67 60				
						275	H Manhattan	60 54				
						278	A Vermont	39 52				
						278	H Vermont	65 40				
						281	H Canisius	42 48				
						307	A UMBC	60 69				
						307	H UMBC	64 44				
						312	H Central Conn. St.	53 60				
						321	A New Hampshire	78 53				
						321	H New Hampshire	59 41				
						322	A UMass Lowell	56 53				
						322	H UMass Lowell	63 56				
						327	A Lafayette	66 67				
LAST 12 Division I GAMES:												
112	H Hartford	56 68	278	H Vermont	65 40							
321	A New Hampshire	78 53	246	A Binghamton	71 62							
307	A UMBC	60 69	321	H New Hampshire	59 41							
140	H Stony Brook	52 68	112	A Hartford	35 82							
57	H Maine	61 67	140	A Stony Brook	54 49							
322	A UMass Lowell	56 53	307	H UMBC	64 44							

Non-Div I Games:

Albany (NY)

■ Loss,
■ Non-Conf, S Site,
■ Home
■ Away
N Neutral

Average RPI Win: 295	WON-LOST	WINNING	LAST 10	STRENGTH OF	OPP. STRENGTH	TEAM	ADJ.	CONF.	ADJ CONF.
Average RPI Loss: 240	RECORD	PCT. RANK	GAMES	SCHEDULE	OF SCHEDULE	RPI	RPI	RPI	RPI
DIV. I ONLY	3- 22	341	0- 1	346	343	351	351	29	29
DIV. I NON-CONF.	0- 9	336	0- 1	267	333	347	347	28	28
TOTALS	RPI 1-25	RPI 26-50	W-L RECORDS	RPI 51-100	RPI 101-150	RPI 150+			
3- 22	0- 0	0- 1	OVERALL	0- 0	0- 2	3- 19			
2- 9	0- 0	0- 0	HOME	0- 0	0- 0	2- 9			
1- 12	0- 0	0- 1	AWAY	0- 0	0- 1	1- 10			
0- 1	0- 0	0- 0	NEUTRAL	0- 0	0- 1	0- 0			
0- 9	0- 0	0- 1	NON-CONFERENCE	0- 0	0- 2	0- 6			
0- 2	0- 0	0- 0	HOME	0- 0	0- 0	0- 2			
0- 6	0- 0	0- 1	AWAY	0- 0	0- 1	0- 4			
0- 1	0- 0	0- 0	NEUTRAL	0- 0	0- 1	0- 0			
3- 13	0- 0	0- 0	CONFERENCE	0- 0	0- 0	3- 13			
2- 7	0- 0	0- 0	HOME	0- 0	0- 0	2- 7			
1- 6	0- 0	0- 0	AWAY	0- 0	0- 0	1- 6			
0- 0	0- 0	0- 0	NEUTRAL	0- 0	0- 0	0- 0			

RPI S	Opponent	Score	RPI S	Opponent	Score	RPI S	Opponent	Score	RPI S	Opponent	Score	Team's RPI: 351
42	A TCU	31 88							103	A UAB	53 80	
									142	N New Mexico St.	64 82	
									176	A Southern U.	39 51	
									176	H Southern U.	54 75	
									187	A Southern Miss.	47 66	
									191	H Prairie View	61 82	
									200	A Grambling	56 61	
									200	H Grambling	63 79	
									223	H Texas Southern	53 52	
									270	A Alabama St.	63 76	
									270	H Alabama St.	58 70	
									271	A Jackson St.	66 88	
									271	H Jackson St.	61 82	
									274	A UTEP	51 77	
									276	H Central Ark.	46 57	
									298	A Alabama A&M	69 87	
									298	H Alabama A&M	50 51	
									314	H Southeastern La.	59 77	
									316	A FIU	40 75	
									318	A Northwestern St.	65 78	
									331	A Mississippi Val.	81 80	
									331	H Mississippi Val.	73 63	
									346	A Ark.-Pine Bluff	57 66	
									346	H Ark.-Pine Bluff	57 59	
LAST 12 Division I GAMES:												
142	N New Mexico St.	64 82	200	H Grambling	63 79							
176	A Southern U.	39 51	271	H Jackson St.	61 82							
298	H Alabama A&M	50 51	176	H Southern U.	54 75							
270	H Alabama St.	58 70	298	A Alabama A&M	69 87							
346	A Ark.-Pine Bluff	57 66	270	A Alabama St.	63 76							
331	A Mississippi Val.	81 80	346	H Ark.-Pine Bluff	57 59							

Non-Div I Games: Lane 58 70 Fisk 67 64 Rust 59 78

Alcorn

Loss, Non-Conf, S Site, H Home A Away N Neutral

Average RPI Win:	233	WON-LOST	WINNING	LAST 10	STRENGTH OF	OPP. STRENGTH	TEAM	ADJ.	CONF.	ADJ CONF.
Average RPI Loss:	78	RECORD	PCT. RANK	GAMES	SCHEDULE	OF SCHEDULE	RPI	RPI	RPI	RPI
DIV. I ONLY	19- 9	79	0- 1	102	198	77	77	18	18	
DIV. I NON-CONF.	4- 7	228	0- 0	63	95	164	164	21	21	
TOTALS	RPI 1-25	RPI 26-50	W-L RECORDS	RPI 51-100	RPI 101-150	RPI 150+				
19- 9	0- 1	0- 3	OVERALL	0- 1	2- 3	17- 1				
10- 2	0- 0	0- 2	HOME	0- 0	1- 0	9- 0				
9- 5	0- 0	0- 1	AWAY	0- 0	1- 3	8- 1				
0- 2	0- 1	0- 0	NEUTRAL	0- 1	0- 0	0- 0				
4- 7	0- 1	0- 1	NON-CONFERENCE	0- 1	0- 3	4- 1				
3- 1	0- 0	0- 1	HOME	0- 0	0- 0	3- 0				
1- 4	0- 0	0- 0	AWAY	0- 0	0- 3	1- 1				
0- 2	0- 1	0- 0	NEUTRAL	0- 1	0- 0	0- 0				
15- 2	0- 0	0- 2	CONFERENCE	0- 0	2- 0	13- 0				
7- 1	0- 0	0- 1	HOME	0- 0	1- 0	6- 0				
8- 1	0- 0	0- 1	AWAY	0- 0	1- 0	7- 0				
0- 0	0- 0	0- 0	NEUTRAL	0- 0	0- 0	0- 0				

RPI 1-25				RPI 26-50				RPI 51-100				Team's RPI: 77	RPI 101+			
RPI	S	Opponent	Score	RPI	S	Opponent	Score	RPI	S	Opponent	Score		RPI	S	Opponent	Score
4	N	Stanford	49 71	38	H	Ohio	67 77	65	N	FGCU	71 90		101	A	Virginia	54 57
				41	A	Bucknell	56 71						119	A	High Point	61 66
				41	H	Bucknell	64 65						133	A	Penn St.	59 80
													138	A	Lehigh	61 53
													138	H	Lehigh	50 47
													152	A	Boston U.	64 51
													152	H	Boston U.	50 48
													158	A	Denver	54 83
													162	H	Tulsa	68 52
													186	A	Holy Cross	71 44
													186	H	Holy Cross	70 58
													213	H	George Mason	86 71
													235	A	Hawaii	69 57
													249	A	Navy	58 45
													251	A	Colgate	71 66
													251	H	Colgate	76 57
													285	A	Army West Point	75 62
													285	H	Army West Point	61 51
													289	A	Loyola Maryland	67 56
													289	H	Loyola Maryland	82 38
													307	H	UMBC	64 42
													327	A	Lafayette	67 57
													327	H	Lafayette	60 45
LAST 12 Division I GAMES:																
				41	H	Bucknell	64 65	285	A	Army West Point	75 62					
				186	A	Holy Cross	71 44	251	A	Colgate	71 66					
				327	A	Lafayette	67 57	186	H	Holy Cross	70 58					
				152	H	Boston U.	50 48	327	H	Lafayette	60 45					
				138	H	Lehigh	50 47	152	A	Boston U.	64 51					
				289	A	Loyola Maryland	67 56	138	A	Lehigh	61 53					

Non-Div I Games:

American

■ Loss,
 ■ Non-Conf,
 ■ S Site,
 ■ Home
 ■ Away
 N Neutral

Appalachian St.

Through Games Of March 2, 2019

Average RPI Win: 226	WON-LOST	WINNING	LAST 10	STRENGTH OF	OPP. STRENGTH	TEAM	ADJ.	CONF.	ADJ CONF.
Average RPI Loss: 111	RECORD	PCT. RANK	GAMES	SCHEDULE	OF SCHEDULE	RPI	RPI	RPI	RPI
DIV. I ONLY	15- 12	145	1- 0	161	158	150	150	12	12
DIV. I NON-CONF.	6- 5	143	0- 0	179	158	135	135	14	14
TOTALS	RPI 1-25	RPI 26-50	W-L RECORDS	RPI 51-100	RPI 101-150	RPI 150+			
15- 12	0- 1	0- 1	OVERALL	0- 5	1- 2	14- 3			
11- 3	0- 0	0- 0	HOME	0- 3	1- 0	10- 0			
4- 9	0- 1	0- 1	AWAY	0- 2	0- 2	4- 3			
0- 0	0- 0	0- 0	NEUTRAL	0- 0	0- 0	0- 0			
6- 5	0- 1	0- 1	NON-CONFERENCE	0- 1	0- 1	6- 1			
5- 0	0- 0	0- 0	HOME	0- 0	0- 0	5- 0			
1- 5	0- 1	0- 1	AWAY	0- 1	0- 1	1- 1			
0- 0	0- 0	0- 0	NEUTRAL	0- 0	0- 0	0- 0			
9- 7	0- 0	0- 0	CONFERENCE	0- 4	1- 1	8- 2			
6- 3	0- 0	0- 0	HOME	0- 3	1- 0	5- 0			
3- 4	0- 0	0- 0	AWAY	0- 1	0- 1	3- 2			
0- 0	0- 0	0- 0	NEUTRAL	0- 0	0- 0	0- 0			

RPI 1-25				RPI 26-50				RPI 51-100				RPI 101+ Team's RPI: 150			
RPI	S	Opponent	Score	RPI	S	Opponent	Score	RPI	S	Opponent	Score	RPI	S	Opponent	Score
15	A	South Carolina	50 80	44	A	Georgia Tech	53 71	53	A	Clemson	48 87	103	A	UAB	61 80
								71	H	Little Rock	59 74	108	H	South Alabama	71 63
								76	A	UT Arlington	94 99	132	A	Georgia St.	75 85
								76	H	UT Arlington	65 72	153	A	Davidson	81 78
								93	H	Troy	72 83	163	A	Texas St.	62 49
												163	H	Texas St.	77 56
												174	A	Coastal Caro.	66 74
												174	H	Coastal Caro.	67 53
												183	H	Arkansas St.	75 67
												199	H	Marshall	74 52
												221	H	Elon	65 62
												231	A	ETSU	64 95
												262	A	Louisiana	55 73
												262	H	Louisiana	83 69
												267	H	Wofford	94 70
												287	A	Ga. Southern	70 52
												296	H	Col. of Charleston	80 66
												305	A	La.-Monroe	80 58
												305	H	La.-Monroe	56 51
												306	H	UNC Greensboro	68 65
LAST 12 Division I GAMES:															
262	H	Louisiana	83 69	163	H	Texas St.	77 56								
305	H	La.-Monroe	56 51	305	A	La.-Monroe	80 58								
287	A	Ga. Southern	70 52	262	A	Louisiana	55 73								
132	A	Georgia St.	75 85	71	H	Little Rock	59 74								
174	A	Coastal Caro.	66 74	183	H	Arkansas St.	75 67								
76	H	UT Arlington	65 72	174	H	Coastal Caro.	67 53								

Non-Div I Games:

Appalachian St.

■ Loss,
 ■ Non-Conf, S Site,
 ■ Home
 ■ Away
 N Neutral

Arizona

Through Games Of March 2, 2019

Average RPI Win:	184	WON-LOST	WINNING	LAST 10	STRENGTH OF	OPP. STRENGTH	TEAM	ADJ.	CONF.	ADJ CONF.
Average RPI Loss:	39	RECORD	PCT. RANK	GAMES	SCHEDULE	OF SCHEDULE	RPI	RPI	RPI	RPI
DIV. I ONLY	17- 11	112	0- 1	82	37	86	86	2	2	
DIV. I NON-CONF.	10- 1	17	0- 0	326	233	126	126	2	2	
TOTALS	RPI 1-25	RPI 26-50	W-L RECORDS	RPI 51-100	RPI 101-150	RPI 150+				
17- 11	1- 6	2- 2	OVERALL	1- 2	1- 1	12- 0				
11- 4	1- 2	2- 1	HOME	1- 1	1- 0	6- 0				
4- 7	0- 4	0- 1	AWAY	0- 1	0- 1	4- 0				
2- 0	0- 0	0- 0	NEUTRAL	0- 0	0- 0	2- 0				
10- 1	0- 0	0- 0	NON-CONFERENCE	0- 1	1- 0	9- 0				
6- 1	0- 0	0- 0	HOME	0- 1	1- 0	5- 0				
2- 0	0- 0	0- 0	AWAY	0- 0	0- 0	2- 0				
2- 0	0- 0	0- 0	NEUTRAL	0- 0	0- 0	2- 0				
7- 10	1- 6	2- 2	CONFERENCE	1- 1	0- 1	3- 0				
5- 3	1- 2	2- 1	HOME	1- 0	0- 0	1- 0				
2- 7	0- 4	0- 1	AWAY	0- 1	0- 1	2- 0				
0- 0	0- 0	0- 0	NEUTRAL	0- 0	0- 0	0- 0				

RPI	S	Opponent	Score	RPI	S	Opponent	Score	RPI	S	Opponent	Score	RPI	S	Opponent	Score
4	A	Stanford	54 56	30	H	UCLA	93 98	68	A	Utah	64 80	113	H	Idaho St.	71 46
4	H	Stanford	48 78	39	A	California	76 82	68	H	Utah	66 55	143	A	Washington St.	88 90
5	A	Oregon	60 93	39	H	California	60 55	100	H	Loyola Marymount	64 66	166	A	Washington	69 59
5	H	Oregon	54 83	45	H	Southern California	71 68					169	A	Colorado	69 67
16	A	Arizona St.	47 60									169	H	Colorado	63 51
16	H	Arizona St.	51 39									175	N	Portland	92 70
20	A	Oregon St.	64 86									181	H	Montana	100 51
												243	H	Northern Ariz.	71 47
												252	A	San Diego St.	69 60
												273	A	Long Beach St.	70 43
												274	H	UTEP	62 40
												291	H	South Carolina St.	73 32
												303	H	Incarinate Word	84 42
												344	N	Seattle U	84 54
LAST 12 Division I GAMES:															
5	H	Oregon	54 83	166	A	Washington	69 59								
39	A	California	76 82	16	A	Arizona St.	47 60								
4	A	Stanford	54 56	30	H	UCLA	93 98								
169	H	Colorado	63 51	45	H	Southern California	71 68								
68	H	Utah	66 55	5	A	Oregon	60 93								
143	A	Washington St.	88 90	20	A	Oregon St.	64 86								

Non-Div I Games:

Arizona

Loss, Non-Conf, S Site, H Home A Away N Neutral

Arizona St.

Through Games Of March 2, 2019

Average RPI Win:	119	WON-LOST	WINNING	LAST 10	STRENGTH OF	OPP. STRENGTH	TEAM	ADJ.	CONF.	ADJ CONF.
Average RPI Loss:	22	RECORD	PCT. RANK	GAMES	SCHEDULE	OF SCHEDULE	RPI	RPI	RPI	RPI
DIV. I ONLY	19- 8	66	1- 0	10	11	16	16	2	2	
DIV. I NON-CONF.	9- 2	43	1- 0	60	11	26	26	2	2	
TOTALS	RPI 1-25	RPI 26-50	W-L RECORDS	RPI 51-100	RPI 101-150	RPI 150+				
19- 8	2- 5	3- 2	OVERALL	5- 1	2- 0	7- 0				
11- 3	1- 2	2- 1	HOME	3- 0	0- 0	5- 0				
6- 4	1- 2	0- 1	AWAY	2- 1	1- 0	2- 0				
2- 1	0- 1	1- 0	NEUTRAL	0- 0	1- 0	0- 0				
9- 2	0- 2	1- 0	NON-CONFERENCE	2- 0	1- 0	5- 0				
5- 1	0- 1	0- 0	HOME	1- 0	0- 0	4- 0				
2- 0	0- 0	0- 0	AWAY	1- 0	0- 0	1- 0				
2- 1	0- 1	1- 0	NEUTRAL	0- 0	1- 0	0- 0				
10- 6	2- 3	2- 2	CONFERENCE	3- 1	1- 0	2- 0				
6- 2	1- 1	2- 1	HOME	2- 0	0- 0	1- 0				
4- 4	1- 2	0- 1	AWAY	1- 1	1- 0	1- 0				
0- 0	0- 0	0- 0	NEUTRAL	0- 0	0- 0	0- 0				

RPI	S	Opponent	Score	RPI	S	Opponent	Score	RPI	S	Opponent	Score	RPI	S	Opponent	Score
2	H	Baylor	59 65	30	H	UCLA	59 61	68	A	Utah	65 63	143	A	Washington St.	61 46
3	N	Louisville	56 58	35	N	Kansas St.	65 51	68	H	Utah	60 58	147	N	Southern Ill.	82 38
4	A	Stanford	50 71	39	A	California	60 69	86	A	Arizona	39 51	162	H	Tulsa	70 52
4	H	Stanford	65 72	39	H	California	62 61	86	H	Arizona	60 47	167	H	Louisiana Tech	80 44
5	A	Oregon	71 77	45	H	Southern California	68 59	91	H	Fresno St.	68 52	169	A	Colorado	76 70
20	A	Oregon St.	79 76					96	A	Arkansas	88 85	169	H	Colorado	66 49
20	H	Oregon St.	66 54									176	H	Southern U.	69 47
												263	A	Colorado St.	70 39
												303	H	Incarnate Word	81 43
LAST 12 Division I GAMES:															
162	H	Tulsa	70 52	143	A	Washington St.	61 46	86	H	Arizona	60 47	45	H	Southern California	68 59
20	H	Oregon St.	66 54	30	H	UCLA	59 61	20	A	Oregon St.	79 76	5	A	Oregon	71 77
4	A	Stanford	50 71												
39	A	California	60 69												
68	H	Utah	60 58												
169	H	Colorado	66 49												

Non-Div I Games:

Arizona St.

Loss, Non-Conf, S Site, H Home A Away N Neutral

Ark.-Pine Bluff

Through Games Of March 2, 2019

Average RPI Win:	351	WON-LOST	WINNING	LAST 10	STRENGTH OF	OPP. STRENGTH	TEAM	ADJ.	CONF.	ADJ CONF.
Average RPI Loss:	217	RECORD	PCT. RANK	GAMES	SCHEDULE	OF SCHEDULE	RPI	RPI	RPI	RPI
DIV. I ONLY	2- 17	346	0- 1	324	344	346	346	29	29	
DIV. I NON-CONF.	0- 3	336	0- 0	32	111	281	281	28	28	
TOTALS	RPI 1-25	RPI 26-50	W-L RECORDS	RPI 51-100	RPI 101-150	RPI 150+				
2- 17	0- 1	0- 0	OVERALL	0- 0	0- 1	2- 15				
1- 7	0- 0	0- 0	HOME	0- 0	0- 0	1- 7				
1- 10	0- 1	0- 0	AWAY	0- 0	0- 1	1- 8				
0- 0	0- 0	0- 0	NEUTRAL	0- 0	0- 0	0- 0				
0- 3	0- 1	0- 0	NON-CONFERENCE	0- 0	0- 1	0- 1				
0- 0	0- 0	0- 0	HOME	0- 0	0- 0	0- 0				
0- 3	0- 1	0- 0	AWAY	0- 0	0- 1	0- 1				
0- 0	0- 0	0- 0	NEUTRAL	0- 0	0- 0	0- 0				
2- 14	0- 0	0- 0	CONFERENCE	0- 0	0- 0	2- 14				
1- 7	0- 0	0- 0	HOME	0- 0	0- 0	1- 7				
1- 7	0- 0	0- 0	AWAY	0- 0	0- 0	1- 7				
0- 0	0- 0	0- 0	NEUTRAL	0- 0	0- 0	0- 0				

RPI S	Opponent	Score	RPI S	Opponent	Score	RPI S	Opponent	Score	RPI S	Opponent	Score	Team's RPI: 346
20	A Oregon St.	33 89							102	A Minnesota	42 84	
									176	A Southern U.	41 73	
									176	H Southern U.	45 56	
									191	A Prairie View	46 79	
									191	H Prairie View	41 80	
									200	A Grambling	57 77	
									200	H Grambling	57 67	
									223	A Texas Southern	49 62	
									223	H Texas Southern	58 59	
									253	A Wichita St.	39 76	
									270	A Alabama St.	52 73	
									270	H Alabama St.	56 58	
									271	A Jackson St.	41 60	
									298	A Alabama A&M	54 60	
									298	H Alabama A&M	52 78	
									331	H Mississippi Val.	56 62	
									351	A Alcorn	59 57	
									351	H Alcorn	66 57	
LAST 12 Division I GAMES:												
298	A Alabama A&M	54 60	270	A Alabama St.	52 73							
200	H Grambling	57 67	271	A Jackson St.	41 60							
191	A Prairie View	46 79	200	A Grambling	57 77							
223	A Texas Southern	49 62	191	H Prairie View	41 80							
351	H Alcorn	66 57	223	H Texas Southern	58 59							
176	H Southern U.	45 56	351	A Alcorn	59 57							

Non-Div I Games: LeMoyne-Owen 52 43 Paul Quinn 68 52 Philander Smith 48 53 Tougaloo 68 60 Ark.-Pine Bluff

Loss, Non-Conf, S Site, H Home A Away N Neutral

Arkansas

Through Games Of March 2, 2019

Average RPI Win:	183	WON-LOST	WINNING	LAST 10	STRENGTH OF	OPP. STRENGTH	TEAM	ADJ.	CONF.	ADJ CONF.
Average RPI Loss:	47	RECORD	PCT. RANK	GAMES	SCHEDULE	OF SCHEDULE	RPI	RPI	RPI	RPI
DIV. I ONLY	17- 12	128	0- 1	77	65	96	96	5	5	
DIV. I NON-CONF.	11- 3	56	0- 0	127	128	51	51	5	5	
TOTALS	RPI 1-25	RPI 26-50	W-L RECORDS	RPI 51-100	RPI 101-150	RPI 150+				
17- 12	0- 5	0- 3	OVERALL	3- 3	0- 1	14- 0				
9- 6	0- 3	0- 2	HOME	1- 1	0- 0	8- 0				
6- 5	0- 2	0- 1	AWAY	2- 2	0- 0	4- 0				
2- 1	0- 0	0- 0	NEUTRAL	0- 0	0- 1	2- 0				
11- 3	0- 2	0- 0	NON-CONFERENCE	2- 0	0- 1	9- 0				
6- 1	0- 1	0- 0	HOME	1- 0	0- 0	5- 0				
3- 1	0- 1	0- 0	AWAY	1- 0	0- 0	2- 0				
2- 1	0- 0	0- 0	NEUTRAL	0- 0	0- 1	2- 0				
6- 9	0- 3	0- 3	CONFERENCE	1- 3	0- 0	5- 0				
3- 5	0- 2	0- 2	HOME	0- 1	0- 0	3- 0				
3- 4	0- 1	0- 1	AWAY	1- 2	0- 0	2- 0				
0- 0	0- 0	0- 0	NEUTRAL	0- 0	0- 0	0- 0				

RPI 1-25				RPI 26-50				RPI 51-100				Team's RPI: 96	RPI 101+			
RPI	S	Opponent	Score	RPI	S	Opponent	Score	RPI	S	Opponent	Score		RPI	S	Opponent	Score
9	H	Mississippi St.	69 93	27	A	Missouri	53 71	63	A	Tennessee	80 79		122	N	Pittsburgh	54 61
11	A	Iowa St.	82 91	27	H	Missouri	67 73	64	A	LSU	34 71		151	H	Alabama	72 61
15	H	South Carolina	79 87	50	H	Auburn	72 75	76	A	UT Arlington	66 65		155	A	Abilene Christian	80 68
16	H	Arizona St.	85 88					81	H	Nebraska	84 80		160	H	Tennessee Tech	65 42
21	A	Kentucky	59 61					98	A	Georgia	83 93		162	A	Tulsa	61 59
								98	H	Georgia	72 80		168	H	Oral Roberts	74 61
													177	H	Vanderbilt	83 62
													191	H	Prairie View	71 44
													192	N	Wisconsin	69 68
													214	A	Ole Miss	85 55
													214	H	Ole Miss	73 61
													225	A	Florida	83 73
													271	H	Jackson St.	76 57
													301	N	Tennessee St.	79 55
													318	H	Northwestern St.	98 53
LAST 12 Division I GAMES:																
27	H	Missouri	67 73	15	H	South Carolina	79 87									
214	H	Ole Miss	73 61	98	H	Georgia	72 80									
98	A	Georgia	83 93	225	A	Florida	83 73									
21	A	Kentucky	59 61	151	H	Alabama	72 61									
50	H	Auburn	72 75	63	A	Tennessee	80 79									
64	A	LSU	34 71	177	H	Vanderbilt	83 62									

Non-Div I Games:

Arkansas

■ Loss,
 ■ Non-Conf,
 ■ S Site,
 ■ Home
 ■ Away
 N Neutral

Average RPI Win:	217	WON-LOST	WINNING	LAST 10	STRENGTH OF	OPP. STRENGTH	TEAM	ADJ.	CONF.	ADJ CONF.
Average RPI Loss:	107	RECORD	PCT. RANK	GAMES	SCHEDULE	OF SCHEDULE	RPI	RPI	RPI	RPI
DIV. I ONLY	11- 16	225	1- 0	93	130	183	183	12	12	
DIV. I NON-CONF.	5- 6	177	0- 0	168	98	177	177	14	14	
TOTALS	RPI 1-25	RPI 26-50	W-L RECORDS	RPI 51-100	RPI 101-150	RPI 150+				
11- 16	0- 1	0- 1	OVERALL	1- 6	2- 4	8- 4				
9- 5	0- 0	0- 0	HOME	1- 2	1- 1	7- 2				
2- 11	0- 1	0- 1	AWAY	0- 4	1- 3	1- 2				
0- 0	0- 0	0- 0	NEUTRAL	0- 0	0- 0	0- 0				
5- 6	0- 1	0- 1	NON-CONFERENCE	0- 1	0- 2	5- 1				
4- 1	0- 0	0- 0	HOME	0- 0	0- 0	4- 1				
1- 5	0- 1	0- 1	AWAY	0- 1	0- 2	1- 0				
0- 0	0- 0	0- 0	NEUTRAL	0- 0	0- 0	0- 0				
6- 10	0- 0	0- 0	CONFERENCE	1- 5	2- 2	3- 3				
5- 4	0- 0	0- 0	HOME	1- 2	1- 1	3- 1				
1- 6	0- 0	0- 0	AWAY	0- 3	1- 1	0- 2				
0- 0	0- 0	0- 0	NEUTRAL	0- 0	0- 0	0- 0				

RPI	S	Opponent	Score	RPI	S	Opponent	Score	RPI	S	Opponent	Score	RPI	S	Opponent	Score	Team's RPI: 183
18	A	Texas A&M	56 97	27	A	Missouri	50 70	60	A	Belmont	55 74	108	A	South Alabama	77 64	
								71	A	Little Rock	55 68	108	H	South Alabama	69 58	
								71	H	Little Rock	62 58	123	A	UT Martin	91 97	
								76	A	UT Arlington	62 67	126	A	Oklahoma St.	60 62	
								76	H	UT Arlington	73 100	132	H	Georgia St.	62 64	
								93	A	Troy	79 87	150	A	Appalachian St.	67 75	
								93	H	Troy	89 100	162	H	Tulsa	73 60	
												163	A	Texas St.	54 68	
												163	H	Texas St.	62 85	
												167	H	Louisiana Tech	70 80	
												174	A	Coastal Caro.	72 88	
												218	H	Memphis	77 66	
												260	H	Murray St.	74 63	
												262	H	Louisiana	87 75	
												274	A	UTEP	67 66	
												287	H	Ga. Southern	86 75	
												305	H	La.-Monroe	64 54	
												331	H	Mississippi Val.	60 57	
LAST 12 Division I GAMES:																
287	H	Ga. Southern	86 75	108	H	South Alabama	69 58									
132	H	Georgia St.	62 64	71	A	Little Rock	55 68									
71	H	Little Rock	62 58	174	A	Coastal Caro.	72 88									
76	A	UT Arlington	62 67	150	A	Appalachian St.	67 75									
163	A	Texas St.	54 68	163	H	Texas St.	62 85									
93	H	Troy	89 100	76	H	UT Arlington	73 100									

Non-Div I Games:

Arkansas St.

■ Loss,
■ Non-Conf,
■ S Site,
■ H Home
■ A Away
N Neutral

Army West Point

Through Games Of March 2, 2019

Average RPI Win:	289	WON-LOST	WINNING	LAST 10	STRENGTH OF	OPP. STRENGTH	TEAM	ADJ.	CONF.	ADJ CONF.
Average RPI Loss:	165	RECORD	PCT. RANK	GAMES	SCHEDULE	OF SCHEDULE	RPI	RPI	RPI	RPI
DIV. I ONLY	10- 17	244	0- 1	288	254	285	285	18	18	
DIV. I NON-CONF.	4- 6	212	0- 0	319	327	294	294	21	21	
TOTALS	RPI 1-25	RPI 26-50	W-L RECORDS	RPI 51-100	RPI 101-150	RPI 150+				
10- 17	0- 0	0- 2	OVERALL	0- 2	0- 4	10- 9				
6- 8	0- 0	0- 1	HOME	0- 1	0- 3	6- 3				
4- 9	0- 0	0- 1	AWAY	0- 1	0- 1	4- 6				
0- 0	0- 0	0- 0	NEUTRAL	0- 0	0- 0	0- 0				
4- 6	0- 0	0- 1	NON-CONFERENCE	0- 0	0- 2	4- 3				
2- 3	0- 0	0- 0	HOME	0- 0	0- 2	2- 1				
2- 3	0- 0	0- 1	AWAY	0- 0	0- 0	2- 2				
0- 0	0- 0	0- 0	NEUTRAL	0- 0	0- 0	0- 0				
6- 11	0- 0	0- 1	CONFERENCE	0- 2	0- 2	6- 6				
4- 5	0- 0	0- 1	HOME	0- 1	0- 1	4- 2				
2- 6	0- 0	0- 0	AWAY	0- 1	0- 1	2- 4				
0- 0	0- 0	0- 0	NEUTRAL	0- 0	0- 0	0- 0				

RPI 1-25			RPI 26-50			RPI 51-100			RPI 101+ Team's RPI: 285		
RPI	S	Opponent	Score	RPI	S	Opponent	Score	RPI	S	Opponent	Score
				41	H	Bucknell	52 66	77	A	American	51 61
				42	A	TCU	38 63	77	H	American	62 75
LAST 12 Division I GAMES:											
152	H	Boston U.	42 67	77	H	American	62 75				
251	A	Colgate	80 85	289	A	Loyola Maryland	51 70				
138	A	Lehigh	46 55	251	H	Colgate	58 70				
186	H	Holy Cross	60 53	138	H	Lehigh	50 73				
249	A	Navy	60 48	186	A	Holy Cross	39 58				
327	A	Lafayette	64 40	249	H	Navy	55 52				
104	H	St. John's (NY)	49 60								
125	H	Yale	51 62								
138	A	Lehigh	46 55								
138	H	Lehigh	50 73								
152	A	Boston U.	51 63								
152	H	Boston U.	42 67								
186	A	Holy Cross	39 58								
186	H	Holy Cross	60 53								
245	A	Columbia	49 70								
246	A	Binghamton	47 60								
249	A	Navy	60 48								
249	H	Navy	55 52								
251	A	Colgate	80 85								
251	H	Colgate	58 70								
255	H	St. Francis Brooklyn	69 57								
289	A	Loyola Maryland	51 70								
289	H	Loyola Maryland	69 57								
292	H	Air Force	60 71								
311	A	Wagner	61 46								
327	A	Lafayette	64 40								
327	H	Lafayette	65 50								
347	H	Fairleigh Dickinson	62 40								
348	A	LIU Brooklyn	57 42								

Non-Div I Games: Connecticut Col. 74 48

Army West Point

Loss, Non-Conf, S Site, H Home A Away N Neutral

Average RPI Win: 167		WON-LOST	WINNING	LAST 10	STRENGTH OF	OPP. STRENGTH	TEAM	ADJ.	CONF.	ADJ CONF.
Average RPI Loss: 28		RECORD	PCT. RANK	GAMES	SCHEDULE	OF SCHEDULE	RPI	RPI	RPI	RPI
DIV. I ONLY		19- 8	66	1- 0	81	49	50	50	5	5
DIV. I NON-CONF.		11- 1	13	1- 0	189	102	29	29	5	5
TOTALS	RPI 1-25	RPI 26-50		W-L RECORDS		RPI 51-100	RPI 101-150	RPI 150+		
19- 8	0- 5	2- 1		OVERALL		3- 2	1- 0	13- 0		
9- 5	0- 4	1- 0		HOME		1- 1	1- 0	6- 0		
8- 3	0- 1	0- 1		AWAY		2- 1	0- 0	6- 0		
2- 0	0- 0	1- 0		NEUTRAL		0- 0	0- 0	1- 0		
11- 1	0- 1	1- 0		NON-CONFERENCE		1- 0	1- 0	8- 0		
6- 0	0- 0	0- 0		HOME		0- 0	1- 0	5- 0		
3- 1	0- 1	0- 0		AWAY		1- 0	0- 0	2- 0		
2- 0	0- 0	1- 0		NEUTRAL		0- 0	0- 0	1- 0		
8- 7	0- 4	1- 1		CONFERENCE		2- 2	0- 0	5- 0		
3- 5	0- 4	1- 0		HOME		1- 1	0- 0	1- 0		
5- 2	0- 0	0- 1		AWAY		1- 1	0- 0	4- 0		
0- 0	0- 0	0- 0		NEUTRAL		0- 0	0- 0	0- 0		

RPI 1-25				RPI 26-50				Team's RPI: 50				RPI 51-100				RPI 101+			
RPI	S	Opponent	Score	RPI	S	Opponent	Score	RPI	S	Opponent	Score	RPI	S	Opponent	Score	RPI	S	Opponent	Score
9	H	Mississippi St.	59 85	27	A	Missouri	65 74	54	A	New Mexico	79 76	134	H	Oklahoma	95 79				
11	A	Iowa St.	64 67	27	H	Missouri	58 54	63	A	Tennessee	62 73	151	A	Alabama	66 56				
15	H	South Carolina	66 73	34	N	North Carolina	86 81	63	H	Tennessee	69 78	151	H	Alabama	77 38				
18	H	Texas A&M	67 69					96	A	Arkansas	75 72	170	H	Nicholls St.	80 59				
21	H	Kentucky	68 78					98	H	Georgia	59 58	174	N	Coastal Caro.	84 78				
LAST 12 Division I GAMES:																			
				54	A	New Mexico	79 76	96	A	Arkansas	75 72								
				11	A	Iowa St.	64 67	21	H	Kentucky	68 78								
				15	H	South Carolina	66 73	98	H	Georgia	59 58								
				27	H	Missouri	58 54	214	A	Ole Miss	64 51								
				151	H	Alabama	77 38	27	A	Missouri	65 74								
				63	A	Tennessee	62 73	18	H	Texas A&M	67 69								

Non-Div I Games:	Xavier (LA)	77	58
------------------	-------------	----	----

Auburn

Loss, Non-Conf, S Site, H Home A Away N Neutral

Average RPI Win:	252	WON-LOST	WINNING	LAST 10	STRENGTH OF	OPP. STRENGTH	TEAM	ADJ.	CONF.	ADJ CONF.
Average RPI Loss:	203	RECORD	PCT. RANK	GAMES	SCHEDULE	OF SCHEDULE	RPI	RPI	RPI	RPI
DIV. I ONLY	13- 14	186	0- 0	329	265	259	259	22	22	
DIV. I NON-CONF.	3- 6	241	0- 0	344	267	341	341	22	22	
TOTALS	RPI 1-25	RPI 26-50	W-L RECORDS	RPI 51-100	RPI 101-150	RPI 150+				
13- 14	0- 0	0- 0	OVERALL	0- 2	2- 2	11- 10				
9- 4	0- 0	0- 0	HOME	0- 1	1- 1	8- 2				
4- 10	0- 0	0- 0	AWAY	0- 1	1- 1	3- 8				
0- 0	0- 0	0- 0	NEUTRAL	0- 0	0- 0	0- 0				
3- 6	0- 0	0- 0	NON-CONFERENCE	0- 1	0- 0	3- 5				
3- 1	0- 0	0- 0	HOME	0- 0	0- 0	3- 1				
0- 5	0- 0	0- 0	AWAY	0- 1	0- 0	0- 4				
0- 0	0- 0	0- 0	NEUTRAL	0- 0	0- 0	0- 0				
10- 8	0- 0	0- 0	CONFERENCE	0- 1	2- 2	8- 5				
6- 3	0- 0	0- 0	HOME	0- 1	1- 1	5- 1				
4- 5	0- 0	0- 0	AWAY	0- 0	1- 1	3- 4				
0- 0	0- 0	0- 0	NEUTRAL	0- 0	0- 0	0- 0				

RPI S	Opponent	Score	RPI S	Opponent	Score	RPI S	Opponent	Score	RPI S	Opponent	Score	Team's RPI: 259
						60	H Belmont	62 80	123	A UT Martin	65 74	
						82	A Cincinnati	48 69	123	H UT Martin	58 59	
									131	A Morehead St.	84 75	
									131	H Morehead St.	81 80	
									159	A Illinois St.	49 61	
									160	A Tennessee Tech	72 65	
									177	A Vanderbilt	70 99	
									212	A Jacksonville St.	56 67	
									226	A Western Ill.	72 77	
									233	A SIUE	68 69	
									233	H SIUE	77 65	
									237	H Northern Ky.	52 48	
									238	A Southeast Mo. St.	54 64	
									238	H Southeast Mo. St.	56 54	
									260	A Murray St.	72 77	
									260	H Murray St.	59 56	
									290	A Eastern Ill.	73 60	
									290	H Eastern Ill.	57 67	
									298	H Alabama A&M	75 58	
									301	H Tennessee St.	74 47	
									328	H Lipscomb	70 58	
									329	A Evansville	52 56	
									331	H Mississippi Val.	89 95	
									332	A Eastern Ky.	80 60	
									332	H Eastern Ky.	100 65	
LAST 12 Division I GAMES:												
260	A	Murray St.	72	77	290	H	Eastern Ill.	57	67			
332	A	Eastern Ky.	80	60	233	H	SIUE	77	65			
123	H	UT Martin	58	59	212	A	Jacksonville St.	56	67			
238	H	Southeast Mo. St.	56	54	160	A	Tennessee Tech	72	65			
260	H	Murray St.	59	56	60	H	Belmont	62	80			
131	A	Morehead St.	84	75	301	H	Tennessee St.	74	47			

Non-Div I Games: Christian Bros. 100 62 Trevecca Nazarene 90 78

Austin Peay

■ Loss,
 ■ Non-Conf, S Site,
 ■ Home
 ■ Away
 N Neutral

BYU										
Average RPI Win:	157	WON-LOST	WINNING	LAST 10	STRENGTH OF	OPP. STRENGTH	TEAM	ADJ.	CONF.	ADJ CONF.
Average RPI Loss:	107	RECORD	PCT. RANK	GAMES	SCHEDULE	OF SCHEDULE	RPI	RPI	RPI	RPI
DIV. I ONLY	23- 6	24	1- 0	91	96	33	33	7	7	
DIV. I NON-CONF.	8- 3	72	0- 0	140	168	69	69	7	7	

TOTALS	RPI 1-25	RPI 26-50	W-L RECORDS	RPI 51-100	RPI 101-150	RPI 150+				
23- 6	2- 0	1- 1	OVERALL	4- 3	3- 1	13- 1				
12- 2	1- 0	0- 1	HOME	2- 1	3- 0	6- 0				
9- 4	1- 0	0- 0	AWAY	2- 2	0- 1	6- 1				
2- 0	0- 0	1- 0	NEUTRAL	0- 0	0- 0	1- 0				
8- 3	0- 0	1- 1	NON-CONFERENCE	0- 1	2- 0	5- 1				
4- 1	0- 0	0- 1	HOME	0- 0	2- 0	2- 0				
2- 2	0- 0	0- 0	AWAY	0- 1	0- 0	2- 1				
2- 0	0- 0	1- 0	NEUTRAL	0- 0	0- 0	1- 0				
15- 3	2- 0	0- 0	CONFERENCE	4- 2	1- 1	8- 0				
8- 1	1- 0	0- 0	HOME	2- 1	1- 0	4- 0				
7- 2	1- 0	0- 0	AWAY	2- 1	0- 1	4- 0				
0- 0	0- 0	0- 0	NEUTRAL	0- 0	0- 0	0- 0				

RPI 1-25				RPI 26-50				Team's RPI: 33				RPI 51-100				RPI 101+			
RPI	S	Opponent	Score	RPI	S	Opponent	Score	RPI	S	Opponent	Score	RPI	S	Opponent	Score	RPI	S	Opponent	Score
13	A	Gonzaga	66 64	39	H	California	52 70	52	A	Saint Mary's (CA)	74 73	105	A	Pepperdine	65 79				
13	H	Gonzaga	70 68	42	N	TCU	61 58	52	H	Saint Mary's (CA)	75 78	105	H	Pepperdine	83 58				
								68	A	Utah	67 78	109	H	Northern Colo.	70 50				
								97	A	Pacific	77 74	149	H	UC Riverside	72 70				
								97	H	Pacific	75 49	164	A	Santa Clara	54 44				
								100	A	Loyola Marymount	58 61	164	H	Santa Clara	69 64				
								100	H	Loyola Marymount	55 44	173	A	Utah St.	62 57				
												175	A	Portland	70 69				
												175	H	Portland	79 71				
												180	H	Eastern Wash.	80 65				
												234	N	California Baptist	76 69				
												250	A	San Francisco	67 59				
												250	H	San Francisco	82 59				
												263	H	Colorado St.	51 42				
												269	A	San Diego	65 56				
												269	H	San Diego	80 68				
												277	A	Utah Valley	77 51				
												279	A	Southern Utah	64 67				
LAST 12 Division I GAMES:																			
164	H	Santa Clara	69 64	52	H	Saint Mary's (CA)	75 78												
250	H	San Francisco	82 59	105	A	Pepperdine	65 79												
269	H	San Diego	80 68	100	A	Loyola Marymount	58 61												
13	A	Gonzaga	66 64	269	A	San Diego	65 56												
175	A	Portland	70 69	175	H	Portland	79 71												
97	H	Pacific	75 49	13	H	Gonzaga	70 68												

Non-Div I Games:

BYU

■ Loss,
 ■ Non-Conf, S Site,
 ■ Home
 ■ Away
 N Neutral

Average RPI Win:	182	WON-LOST	WINNING	LAST 10	STRENGTH OF	OPP. STRENGTH	TEAM	ADJ.	CONF.	ADJ CONF.
Average RPI Loss:	97	RECORD	PCT. RANK	GAMES	SCHEDULE	OF SCHEDULE	RPI	RPI	RPI	RPI
DIV. I ONLY	6- 21	306	0- 1	49	82	222	222	8	8	
DIV. I NON-CONF.	4- 7	228	0- 0	126	35	207	207	9	9	
TOTALS	RPI 1-25	RPI 26-50	W-L RECORDS	RPI 51-100	RPI 101-150	RPI 150+				
6- 21	0- 2	0- 6	OVERALL	2- 6	1- 3	3- 4				
5- 8	0- 1	0- 2	HOME	2- 2	0- 1	3- 2				
1- 10	0- 1	0- 3	AWAY	0- 3	1- 1	0- 2				
0- 3	0- 0	0- 1	NEUTRAL	0- 1	0- 1	0- 0				
4- 7	0- 0	0- 1	NON-CONFERENCE	1- 4	1- 1	2- 1				
3- 2	0- 0	0- 0	HOME	1- 1	0- 0	2- 1				
1- 2	0- 0	0- 0	AWAY	0- 2	1- 0	0- 0				
0- 3	0- 0	0- 1	NEUTRAL	0- 1	0- 1	0- 0				
2- 14	0- 2	0- 5	CONFERENCE	1- 2	0- 2	1- 3				
2- 6	0- 1	0- 2	HOME	1- 1	0- 1	1- 1				
0- 8	0- 1	0- 3	AWAY	0- 1	0- 1	0- 2				
0- 0	0- 0	0- 0	NEUTRAL	0- 0	0- 0	0- 0				

RPI S	Opponent	Score	RPI S	Opponent	Score	RPI S	Opponent	Score	RPI S	Opponent	Score	Team's RPI: 222
25	A Central Mich.	63 81	31	A Buffalo	65 77	62	A Missouri St.	54 74	110	H Northern Ill.	83 93	
25	H Central Mich.	64 81	31	H Buffalo	58 97	66	A Butler	47 64	110	N Fordham	70 78	
			38	A Ohio	62 94	82	H Cincinnati	75 63	115	A Western Ky.	86 83	
			38	H Ohio	75 90	83	H Purdue	38 80	141	A Akron	61 91	
			47	N Quinnipiac	66 69	84	N Duke	62 79	177	H Vanderbilt	43 60	
			48	A Miami (OH)	57 60	85	A Toledo	58 65	211	A Eastern Mich.	53 56	
						85	H Toledo	62 63	217	H Bowling Green	77 70	
						90	H Kent St.	48 44	272	A Western Mich.	54 72	
									272	H Western Mich.	62 65	
									284	H Cleveland St.	67 62	
									301	H Tennessee St.	90 51	
LAST 12 Division I GAMES:												
25	A Central Mich.	63 81	211	A Eastern Mich.	53 56							
47	N Quinnipiac	66 69	141	A Akron	61 91							
84	N Duke	62 79	110	H Northern Ill.	83 93							
272	A Western Mich.	54 72	31	H Buffalo	58 97							
25	H Central Mich.	64 81	38	A Ohio	62 94							
85	H Toledo	62 63	272	H Western Mich.	62 65							

Non-Div I Games: Urbana 99 62

Ball St.

Loss, Non-Conf, S Site, H Home A Away N Neutral

Average RPI Win: 93		WON-LOST	WINNING	LAST 10	STRENGTH OF	OPP. STRENGTH	TEAM	ADJ.	CONF.	ADJ CONF.
Average RPI Loss: 4		RECORD	PCT. RANK	GAMES	SCHEDULE	OF SCHEDULE	RPI	RPI	RPI	RPI
DIV. I ONLY		27- 1	1	1- 0	6	17	2	2	3	3
DIV. I NON-CONF.		10- 1	17	0- 0	5	30	2	2	3	3
TOTALS		RPI 1-25	RPI 26-50	W-L RECORDS	RPI 51-100	RPI 101-150	RPI 150+			
27- 1	5- 1		7- 0	OVERALL	2- 0	7- 0	6- 0			
15- 0	2- 0		3- 0	HOME	1- 0	4- 0	5- 0			
10- 1	3- 1		3- 0	AWAY	0- 0	3- 0	1- 0			
2- 0	0- 0		1- 0	NEUTRAL	1- 0	0- 0	0- 0			
10- 1	3- 1		1- 0	NON-CONFERENCE	1- 0	1- 0	4- 0			
6- 0	1- 0		0- 0	HOME	0- 0	1- 0	4- 0			
2- 1	2- 1		0- 0	AWAY	0- 0	0- 0	0- 0			
2- 0	0- 0		1- 0	NEUTRAL	1- 0	0- 0	0- 0			
17- 0	2- 0		6- 0	CONFERENCE	1- 0	6- 0	2- 0			
9- 0	1- 0		3- 0	HOME	1- 0	3- 0	1- 0			
8- 0	1- 0		3- 0	AWAY	0- 0	3- 0	1- 0			
0- 0	0- 0		0- 0	NEUTRAL	0- 0	0- 0	0- 0			

RPI 1-25				Team's RPI: 2		RPI 26-50				RPI 51-100				RPI 101+			
RPI	S	Opponent	Score	RPI	S	Opponent	Score	RPI	S	Opponent	Score	RPI	S	Opponent	Score		
4	A	Stanford	63 68	28	N	South Dakota St.	72 66	70	H	West Virginia	79 47	126	A	Oklahoma St.	66 58		
6	H	UConn	68 57	32	A	Texas	74 68	80	N	Georgetown	67 46	126	H	Oklahoma St.	76 44		
11	A	Iowa St.	73 60	32	H	Texas	64 35					131	H	Morehead St.	96 58		
11	H	Iowa St.	84 69	35	A	Kansas St.	71 48					134	A	Oklahoma	74 53		
15	A	South Carolina	94 69	35	H	Kansas St.	65 50					134	H	Oklahoma	87 53		
16	A	Arizona St.	65 59	42	A	TCU	79 55					144	A	Texas Tech	73 56		
				42	H	TCU	89 71					144	H	Texas Tech	96 37		
												156	A	Kansas	94 68		
												156	H	Kansas	80 40		
												170	H	Nicholls St.	100 39		
												176	H	Southern U.	94 49		
												227	H	UTRGV	98 37		
												229	H	Saint Francis (PA)	116 58		
LAST 12 Division I GAMES:																	
126	H	Oklahoma St.	76 44	42	H	TCU	89 71										
32	H	Texas	64 35	32	A	Texas	74 68										
11	A	Iowa St.	73 60	144	H	Texas Tech	96 37										
156	H	Kansas	80 40	126	A	Oklahoma St.	66 58										
134	H	Oklahoma	87 53	134	A	Oklahoma	74 53										
35	A	Kansas St.	71 48	11	H	Iowa St.	84 69										

Non-Div I Games:

Baylor

Belmont

Through Games Of March 2, 2019

Average RPI Win:	216	WON-LOST	WINNING	LAST 10	STRENGTH OF	OPP. STRENGTH	TEAM	ADJ.	CONF.	ADJ CONF.
Average RPI Loss:	82	RECORD	PCT. RANK	GAMES	SCHEDULE	OF SCHEDULE	RPI	RPI	RPI	RPI
DIV. I ONLY	23- 6	24	1- 0	169	181	60	60	22	22	
DIV. I NON-CONF.	7- 4	108	0- 0	93	23	50	50	22	22	
TOTALS	RPI 1-25	RPI 26-50	W-L RECORDS	RPI 51-100	RPI 101-150	RPI 150+				
23- 6	0- 1	0- 0	OVERALL	2- 3	3- 1	18- 1				
11- 2	0- 0	0- 0	HOME	0- 1	2- 0	9- 1				
12- 4	0- 1	0- 0	AWAY	2- 2	1- 1	9- 0				
0- 0	0- 0	0- 0	NEUTRAL	0- 0	0- 0	0- 0				
7- 4	0- 1	0- 0	NON-CONFERENCE	2- 3	0- 0	5- 0				
3- 1	0- 0	0- 0	HOME	0- 1	0- 0	3- 0				
4- 3	0- 1	0- 0	AWAY	2- 2	0- 0	2- 0				
0- 0	0- 0	0- 0	NEUTRAL	0- 0	0- 0	0- 0				
16- 2	0- 0	0- 0	CONFERENCE	0- 0	3- 1	13- 1				
8- 1	0- 0	0- 0	HOME	0- 0	2- 0	6- 1				
8- 1	0- 0	0- 0	AWAY	0- 0	1- 1	7- 0				
0- 0	0- 0	0- 0	NEUTRAL	0- 0	0- 0	0- 0				

RPI	S	Opponent	Score	RPI	S	Opponent	Score	RPI	S	Opponent	Score	RPI	S	Opponent	Score
8	A	NC State	62 77					53	A	Clemson	62 65	123	A	UT Martin	68 71
								63	A	Tennessee	76 84	123	H	UT Martin	100 86
								67	A	Middle Tenn.	45 38	131	A	Morehead St.	77 57
								69	A	Wright St.	79 63	131	H	Morehead St.	77 50
								85	H	Toledo	69 78	160	A	Tennessee Tech	99 67
												160	H	Tennessee Tech	72 77
												162	H	Tulsa	78 53
												171	A	Chattanooga	67 51
												183	H	Arkansas St.	74 55
												212	A	Jacksonville St.	64 41
												212	H	Jacksonville St.	66 52
												233	H	SIUE	87 54
												237	A	Northern Ky.	71 53
												238	A	Southeast Mo. St.	92 86
												238	H	Southeast Mo. St.	91 57
												259	A	Austin Peay	80 62
												260	A	Murray St.	65 58
												290	H	Eastern Ill.	98 57
												301	A	Tennessee St.	89 65
												301	H	Tennessee St.	80 46
												328	H	Lipscomb	83 43
												332	A	Eastern Ky.	87 52
												332	H	Eastern Ky.	69 43
LAST 12 Division I GAMES:															
238	A	Southeast Mo. St.	92 86	131	A	Morehead St.	77 57								
123	A	UT Martin	68 71	332	A	Eastern Ky.	87 52								
233	H	SIUE	87 54	123	H	UT Martin	100 86								
290	H	Eastern Ill.	98 57	238	H	Southeast Mo. St.	91 57								
160	A	Tennessee Tech	99 67	259	A	Austin Peay	80 62								
301	A	Tennessee St.	89 65	260	A	Murray St.	65 58								

Non-Div I Games:

Belmont

Loss, Non-Conf, S Site, H Home A Away N Neutral

Average RPI Win: 295		WON-LOST	WINNING	LAST 10	STRENGTH OF		OPP. STRENGTH	TEAM	ADJ.	CONF.	ADJ CONF.
Average RPI Loss: 206		RECORD	PCT. RANK	GAMES	SCHEDULE		OF SCHEDULE	RPI	RPI	RPI	RPI
DIV. I ONLY		15- 10	120	0- 1	345		341	224	224	32	32
DIV. I NON-CONF.		5- 5	162	0- 0	321		187	218	218	32	32
TOTALS		RPI 1-25	RPI 26-50		W-L RECORDS		RPI 51-100	RPI 101-150		RPI 150+	
15- 10	0- 0	0- 0		OVERALL		0- 0	0- 3		15- 7		
7- 3	0- 0	0- 0		HOME		0- 0	0- 0		7- 3		
7- 7	0- 0	0- 0		AWAY		0- 0	0- 3		7- 4		
1- 0	0- 0	0- 0		NEUTRAL		0- 0	0- 0		1- 0		
5- 5	0- 0	0- 0		NON-CONFERENCE		0- 0	0- 3		5- 2		
3- 0	0- 0	0- 0		HOME		0- 0	0- 0		3- 0		
1- 5	0- 0	0- 0		AWAY		0- 0	0- 3		1- 2		
1- 0	0- 0	0- 0		NEUTRAL		0- 0	0- 0		1- 0		
10- 5	0- 0	0- 0		CONFERENCE		0- 0	0- 0		10- 5		
4- 3	0- 0	0- 0		HOME		0- 0	0- 0		4- 3		
6- 2	0- 0	0- 0		AWAY		0- 0	0- 0		6- 2		
0- 0	0- 0	0- 0		NEUTRAL		0- 0	0- 0		0- 0		

[illegible]

Non-Div I Games:	Flagler	74	59	Edward Waters	73	46
------------------	---------	----	----	---------------	----	----

Bethune-Cookman

■ Loss, ■ Non-Conf, S Site, ■ Home ■ Away N Neutral

Binghamton

Through Games Of March 2, 2019

Average RPI Win:	280	WON-LOST	WINNING	LAST 10	STRENGTH OF	OPP. STRENGTH	TEAM	ADJ.	CONF.	ADJ CONF.
Average RPI Loss:	161	RECORD	PCT. RANK	GAMES	SCHEDULE	OF SCHEDULE	RPI	RPI	RPI	RPI
DIV. I ONLY	10- 17	244	0- 1	189	261	246	246	23	23	
DIV. I NON-CONF.	3- 8	267	0- 0	119	221	254	254	25	25	
TOTALS	RPI 1-25	RPI 26-50	W-L RECORDS	RPI 51-100	RPI 101-150	RPI 150+				
10- 17	0- 2	0- 1	OVERALL	0- 2	1- 4	9- 8				
6- 7	0- 0	0- 0	HOME	0- 1	1- 2	5- 4				
4- 10	0- 2	0- 1	AWAY	0- 1	0- 2	4- 4				
0- 0	0- 0	0- 0	NEUTRAL	0- 0	0- 0	0- 0				
3- 8	0- 2	0- 1	NON-CONFERENCE	0- 0	0- 1	3- 4				
3- 2	0- 0	0- 0	HOME	0- 0	0- 1	3- 1				
0- 6	0- 2	0- 1	AWAY	0- 0	0- 0	0- 3				
0- 0	0- 0	0- 0	NEUTRAL	0- 0	0- 0	0- 0				
7- 9	0- 0	0- 0	CONFERENCE	0- 2	1- 3	6- 4				
3- 5	0- 0	0- 0	HOME	0- 1	1- 1	2- 3				
4- 4	0- 0	0- 0	AWAY	0- 1	0- 2	4- 1				
0- 0	0- 0	0- 0	NEUTRAL	0- 0	0- 0	0- 0				

RPI 1-25				RPI 26-50				RPI 51-100				RPI 101+ Team's RPI: 246			
RPI	S	Opponent	Score	RPI	S	Opponent	Score	RPI	S	Opponent	Score	RPI	S	Opponent	Score
1	A	Notre Dame	53 103	38	A	Ohio	49 86	57	A	Maine	66 95	112	A	Hartford	50 63
12	A	Marquette	40 93					57	H	Maine	60 67	112	H	Hartford	73 62
												138	H	Lehigh	55 65
												140	A	Stony Brook	53 68
												140	H	Stony Brook	56 65
												172	H	Rider	57 62
												197	A	Dartmouth	39 63
												203	H	Cornell	72 61
												244	A	Albany (NY)	56 61
												244	H	Albany (NY)	62 71
												265	A	Niagara	72 79
												278	A	Vermont	59 50
												278	H	Vermont	57 58
												285	H	Army West Point	60 47
												307	A	UMBC	58 46
												307	H	UMBC	67 45
												321	A	New Hampshire	71 62
												321	H	New Hampshire	53 54
												322	A	UMass Lowell	70 50
												322	H	UMass Lowell	58 53
												327	A	Lafayette	50 59
												347	H	Fairleigh Dickinson	73 54
LAST 12 Division I GAMES:															
				57	H	Maine	60 67	140	A	Stony Brook	53 68				
				112	A	Hartford	50 63	244	H	Albany (NY)	62 71				
				278	A	Vermont	59 50	112	H	Hartford	73 62				
				322	H	UMass Lowell	58 53	57	A	Maine	66 95				
				307	A	UMBC	58 46	322	A	UMass Lowell	70 50				
				321	H	New Hampshire	53 54	278	H	Vermont	57 58				

Non-Div I Games: Charleston (WV) 69 62 Caldwell 73 54

Binghamton

Loss, Non-Conf, S Site, H Home A Away N Neutral

Average RPI Win:	200	WON-LOST	WINNING	LAST 10	STRENGTH OF	OPP. STRENGTH	TEAM	ADJ.	CONF.	ADJ CONF.
Average RPI Loss:	94	RECORD	PCT. RANK	GAMES	SCHEDULE	OF SCHEDULE	RPI	RPI	RPI	RPI
DIV. I ONLY	21- 4	17	1- 0	247	89	58	58	15	15	
DIV. I NON-CONF.	7- 2	58	1- 0	166	17	61	61	13	13	
TOTALS	RPI 1-25	RPI 26-50	W-L RECORDS	RPI 51-100	RPI 101-150	RPI 150+				
21- 4	0- 1	0- 0	OVERALL	5- 1	1- 1	15- 1				
11- 1	0- 1	0- 0	HOME	2- 0	1- 0	8- 0				
7- 3	0- 0	0- 0	AWAY	1- 1	0- 1	6- 1				
3- 0	0- 0	0- 0	NEUTRAL	2- 0	0- 0	1- 0				
7- 2	0- 1	0- 0	NON-CONFERENCE	2- 0	1- 1	4- 0				
3- 1	0- 1	0- 0	HOME	0- 0	1- 0	2- 0				
1- 1	0- 0	0- 0	AWAY	0- 0	0- 1	1- 0				
3- 0	0- 0	0- 0	NEUTRAL	2- 0	0- 0	1- 0				
14- 2	0- 0	0- 0	CONFERENCE	3- 1	0- 0	11- 1				
8- 0	0- 0	0- 0	HOME	2- 0	0- 0	6- 0				
6- 2	0- 0	0- 0	AWAY	1- 1	0- 0	5- 1				
0- 0	0- 0	0- 0	NEUTRAL	0- 0	0- 0	0- 0				

RPI 1-25				RPI 26-50				RPI 51-100 Team's RPI: 58				RPI 101+			
RPI	S	Opponent	Score	RPI	S	Opponent	Score	RPI	S	Opponent	Score	RPI	S	Opponent	Score
3	H	Louisville	55 74					56	A	Wyoming	52 64	143	A	Washington St.	71 95
								56	H	Wyoming	72 64	145	H	CSUN	74 63
								73	N	Idaho	91 85	166	A	Washington	73 69
								91	A	Fresno St.	72 60	173	A	Utah St.	68 81
								91	H	Fresno St.	83 76	180	H	Eastern Wash.	67 55
								94	N	UNI	61 60	196	A	UNLV	64 57
												196	H	UNLV	53 38
												229	N	Saint Francis (PA)	78 64
												241	A	Nevada	75 74
												241	H	Nevada	80 65
												252	A	San Diego St.	69 66
												252	H	San Diego St.	91 67
												263	A	Colorado St.	72 63
												263	H	Colorado St.	70 57
												279	H	Southern Utah	88 53
												292	H	Air Force	79 48
												302	A	San Jose St.	83 69
												302	H	San Jose St.	99 68
LAST 12 Division I GAMES:															
166	A	Washington	73 69	302	A	San Jose St.	83 69								
196	H	UNLV	53 38	196	A	UNLV	64 57								
263	A	Colorado St.	72 63	241	H	Nevada	80 65								
173	A	Utah St.	68 81	263	H	Colorado St.	70 57								
252	H	San Diego St.	91 67	56	A	Wyoming	52 64								
91	H	Fresno St.	83 76	292	H	Air Force	79 48								

Non-Div I Games: Southern Ore. 91 46 Northwest Chrst. 93 26

Boise St.

■ Loss,
 ■ Non-Conf, S Site,
 ■ Home
 ■ Away
 N Neutral

Average RPI Win: 199		WON-LOST	WINNING	LAST 10	STRENGTH OF	OPP. STRENGTH	TEAM	ADJ.	CONF.	ADJ CONF.
Average RPI Loss: 41		RECORD	PCT. RANK	GAMES	SCHEDULE	OF SCHEDULE	RPI	RPI	RPI	RPI
DIV. I ONLY		14- 14	170	1- 0	51	40	120	120	1	1
DIV. I NON-CONF.		11- 2	32	1- 0	231	297	103	103	1	1
TOTALS		RPI 1-25	RPI 26-50	W-L RECORDS	RPI 51-100	RPI 101-150	RPI 150+			
14- 14	0- 7		0- 2	OVERALL	2- 2	2- 3	10- 0			
8- 8	0- 3		0- 1	HOME	1- 2	0- 2	7- 0			
4- 6	0- 4		0- 1	AWAY	1- 0	2- 1	1- 0			
2- 0	0- 0		0- 0	NEUTRAL	0- 0	0- 0	2- 0			
11- 2	0- 0		0- 0	NON-CONFERENCE	1- 0	0- 2	10- 0			
7- 2	0- 0		0- 0	HOME	0- 0	0- 2	7- 0			
2- 0	0- 0		0- 0	AWAY	1- 0	0- 0	1- 0			
2- 0	0- 0		0- 0	NEUTRAL	0- 0	0- 0	2- 0			
3- 12	0- 7		0- 2	CONFERENCE	1- 2	2- 1	0- 0			
1- 6	0- 3		0- 1	HOME	1- 2	0- 0	0- 0			
2- 6	0- 4		0- 1	AWAY	0- 0	2- 1	0- 0			
0- 0	0- 0		0- 0	NEUTRAL	0- 0	0- 0	0- 0			

RPI 1-25				RPI 26-50				RPI 51-100				RPI 101+ Team's RPI: 120			
RPI	S	Opponent	Score	RPI	S	Opponent	Score	RPI	S	Opponent	Score	RPI	S	Opponent	Score
1	A	Notre Dame	63 92	34	A	North Carolina	78 93	53	H	Clemson	58 91	101	A	Virginia	77 79
1	H	Notre Dame	47 97	44	H	Georgia Tech	76 81	59	H	Virginia Tech	86 95	102	H	Minnesota	69 77
3	A	Louisville	51 87					84	H	Duke	92 90	121	H	Providence	57 61
8	H	NC State	69 85					92	A	Houston	64 57	122	A	Pittsburgh	59 55
10	A	Syracuse	69 96									139	A	Wake Forest	65 64
19	A	Miami (FL)	73 76									152	H	Boston U.	78 51
23	H	Florida St.	71 91									172	N	Rider	112 61
												186	H	Holy Cross	89 63
												197	H	Dartmouth	99 68
												206	H	Campbell	76 56
												245	H	Columbia	74 60
												258	A	Rhode Island	88 64
												289	N	Loyola Maryland	73 47
												299	H	Bryant	83 46
												343	H	Saint Peter's	89 57
LAST 12 Division I GAMES:															
172	N	Rider	112 61	101	A	Virginia	77 79								
3	A	Louisville	51 87	59	H	Virginia Tech	86 95								
34	A	North Carolina	78 93	84	H	Duke	92 90								
53	H	Clemson	58 91	19	A	Miami (FL)	73 76								
1	H	Notre Dame	47 97	1	A	Notre Dame	63 92								
10	A	Syracuse	69 96	23	H	Florida St.	71 91								

Non-Div I Games:

Boston College

■ Loss, ■ Non-Conf, S Site, H Home A Away N Neutral

Average RPI Win:	242	WON-LOST	WINNING	LAST 10	STRENGTH OF	OPP. STRENGTH	TEAM	ADJ.	CONF.	ADJ CONF.
Average RPI Loss:	139	RECORD	PCT. RANK	GAMES	SCHEDULE	OF SCHEDULE	RPI	RPI	RPI	RPI
DIV. I ONLY	15- 12	145	1- 0	176	230	152	152	18	18	
DIV. I NON-CONF.	4- 6	212	0- 0	250	209	240	240	21	21	
TOTALS	RPI 1-25	RPI 26-50	W-L RECORDS	RPI 51-100	RPI 101-150	RPI 150+				
15- 12	0- 0	1- 1	OVERALL	0- 3	3- 3	11- 5				
8- 4	0- 0	0- 1	HOME	0- 1	2- 0	6- 2				
7- 8	0- 0	1- 0	AWAY	0- 2	1- 3	5- 3				
0- 0	0- 0	0- 0	NEUTRAL	0- 0	0- 0	0- 0				
4- 6	0- 0	0- 0	NON-CONFERENCE	0- 1	1- 3	3- 2				
4- 0	0- 0	0- 0	HOME	0- 0	1- 0	3- 0				
0- 6	0- 0	0- 0	AWAY	0- 1	0- 3	0- 2				
0- 0	0- 0	0- 0	NEUTRAL	0- 0	0- 0	0- 0				
11- 6	0- 0	1- 1	CONFERENCE	0- 2	2- 0	8- 3				
4- 4	0- 0	0- 1	HOME	0- 1	1- 0	3- 2				
7- 2	0- 0	1- 0	AWAY	0- 1	1- 0	5- 1				
0- 0	0- 0	0- 0	NEUTRAL	0- 0	0- 0	0- 0				

RPI 1-25			RPI 26-50			RPI 51-100			RPI 101+ Team's RPI: 152		
RPI	S	Opponent	Score	RPI	S	Opponent	Score	RPI	S	Opponent	Score
41	A	Bucknell	70 62	41	H	Bucknell	58 62	77	A	American	48 50
								77	H	American	51 64
								87	A	Harvard	47 67
						</					

Non-Div I Games:

Boston U.

■ Loss,
 ■ Non-Conf, S Site,
 ■ Home
 ■ Away
 N Neutral

Bowling Green

Through Games Of March 2, 2019

Average RPI Win:	209	WON-LOST	WINNING	LAST 10	STRENGTH OF	OPP. STRENGTH	TEAM	ADJ.	CONF.	ADJ CONF.
Average RPI Loss:	121	RECORD	PCT. RANK	GAMES	SCHEDULE	OF SCHEDULE	RPI	RPI	RPI	RPI
DIV. I ONLY	8- 18	275	1- 0	84	145	217	217	8	8	
DIV. I NON-CONF.	6- 4	125	0- 0	226	323	156	156	9	9	
TOTALS	RPI 1-25	RPI 26-50	W-L RECORDS	RPI 51-100	RPI 101-150	RPI 150+				
8- 18	0- 1	1- 4	OVERALL	1- 3	0- 5	6- 5				
6- 7	0- 1	1- 2	HOME	1- 1	0- 2	4- 1				
2- 10	0- 0	0- 2	AWAY	0- 2	0- 2	2- 4				
0- 1	0- 0	0- 0	NEUTRAL	0- 0	0- 1	0- 0				
6- 4	0- 0	0- 1	NON-CONFERENCE	0- 0	0- 1	6- 2				
4- 0	0- 0	0- 0	HOME	0- 0	0- 0	4- 0				
2- 3	0- 0	0- 1	AWAY	0- 0	0- 0	2- 2				
0- 1	0- 0	0- 0	NEUTRAL	0- 0	0- 1	0- 0				
2- 14	0- 1	1- 3	CONFERENCE	1- 3	0- 4	0- 3				
2- 7	0- 1	1- 2	HOME	1- 1	0- 2	0- 1				
0- 7	0- 0	0- 1	AWAY	0- 2	0- 2	0- 2				
0- 0	0- 0	0- 0	NEUTRAL	0- 0	0- 0	0- 0				

RPI S	Opponent	Score	RPI S	Opponent	Score	RPI S	Opponent	Score	RPI S	Opponent	Score	Team's RPI: 217
25	H Central Mich.	54 92	31	H Buffalo	78 72	85	A Toledo	56 76	110	A Northern Ill.	47 88	
			38	H Ohio	79 82	85	H Toledo	65 79	110	H Northern Ill.	52 66	
			40	A Michigan St.	69 99	90	A Kent St.	73 77	136	N Mercer	63 76	
			48	A Miami (OH)	62 75	90	H Kent St.	62 49	141	A Akron	71 74	
			48	H Miami (OH)	75 82				141	H Akron	73 83	
									174	A Coastal Caro.	80 81	
									189	H Robert Morris	61 60	
									193	A Xavier	49 65	
									199	H Marshall	99 76	
									211	A Eastern Mich.	74 81	
									222	A Ball St.	70 77	
									242	H Loyola Chicago	88 74	
									272	H Western Mich.	82 84	
									281	A Canisius	74 53	
									310	A Valparaiso	79 72	
									333	H Detroit Mercy	79 73	
LAST 12 Division I GAMES:												
90	H Kent St.	62 49	110	A Northern Ill.	47 88							
141	H Akron	73 83	85	A Toledo	56 76							
48	A Miami (OH)	62 75	25	H Central Mich.	54 92							
90	A Kent St.	73 77	38	H Ohio	79 82							
31	H Buffalo	78 72	211	A Eastern Mich.	74 81							
48	H Miami (OH)	75 82	85	H Toledo	65 79							

Non-Div I Games: Davis & Elkins 63 28

Bowling Green

■ Loss,
 ■ Non-Conf, S Site,
 ■ Home
 ■ Away
 N Neutral

Bradley

Through Games Of March 2, 2019

Average RPI Win:	253	WON-LOST	WINNING	LAST 10	STRENGTH OF	OPP. STRENGTH	TEAM	ADJ.	CONF.	ADJ CONF.
Average RPI Loss:	111	RECORD	PCT. RANK	GAMES	SCHEDULE	OF SCHEDULE	RPI	RPI	RPI	RPI
DIV. I ONLY	19- 7	54	1- 0	328	177	157	157	13	13	
DIV. I NON-CONF.	9- 1	29	1- 0	348	231	157	157	15	15	
TOTALS	RPI 1-25	RPI 26-50	W-L RECORDS	RPI 51-100	RPI 101-150	RPI 150+				
19- 7	0- 1	0- 0	OVERALL	0- 4	2- 1	17- 1				
11- 3	0- 1	0- 0	HOME	0- 2	1- 0	10- 0				
7- 4	0- 0	0- 0	AWAY	0- 2	0- 1	7- 1				
1- 0	0- 0	0- 0	NEUTRAL	0- 0	1- 0	0- 0				
9- 1	0- 0	0- 0	NON-CONFERENCE	0- 1	1- 0	8- 0				
5- 0	0- 0	0- 0	HOME	0- 0	0- 0	5- 0				
3- 1	0- 0	0- 0	AWAY	0- 1	0- 0	3- 0				
1- 0	0- 0	0- 0	NEUTRAL	0- 0	1- 0	0- 0				
10- 6	0- 1	0- 0	CONFERENCE	0- 3	1- 1	9- 1				
6- 3	0- 1	0- 0	HOME	0- 2	1- 0	5- 0				
4- 3	0- 0	0- 0	AWAY	0- 1	0- 1	4- 1				
0- 0	0- 0	0- 0	NEUTRAL	0- 0	0- 0	0- 0				

RPI S Opponent	Score	RPI S Opponent	Score	RPI S Opponent	Score	RPI S Opponent	Score	Team's RPI: 157
22 H Drake	63 92			62 A Missouri St.	60 82	146 N Delaware	59 47	
				62 H Missouri St.	56 68	147 A Southern Ill.	55 62	
				83 A Purdue	61 74	147 H Southern Ill.	58 53	
				94 H UNI	78 81	159 A Illinois St.	79 68	
						159 H Illinois St.	75 65	
						215 A Indiana St.	61 45	
						215 H Indiana St.	81 80	
						226 H Western Ill.	82 68	
						238 H Southeast Mo. St.	85 79	
						242 A Loyola Chicago	69 56	
						242 H Loyola Chicago	71 59	
						284 A Cleveland St.	67 65	
						290 H Eastern Ill.	67 64	
						304 A Fla. Atlantic	80 59	
						309 H Oakland	73 64	
						310 A Valparaiso	73 76	
						310 H Valparaiso	87 76	
						319 A Omaha	80 60	
						329 A Evansville	75 68	
						329 H Evansville	81 63	
						350 H Chicago St.	89 59	
LAST 12 Division I GAMES:								
304 A Fla. Atlantic	80 59	329 H Evansville	81 63					
242 H Loyola Chicago	71 59	215 H Indiana St.	81 80					
310 H Valparaiso	87 76	242 A Loyola Chicago	69 56					
159 H Illinois St.	75 65	310 A Valparaiso	73 76					
62 A Missouri St.	60 82	159 A Illinois St.	79 68					
147 A Southern Ill.	55 62	147 H Southern Ill.	58 53					

Non-Div I Games: Rockhurst 83 40

Bradley

Loss, Non-Conf, S Site, H Home A Away N Neutral

Average RPI Win:	270	WON-LOST	WINNING	LAST 10	STRENGTH OF	OPP. STRENGTH	TEAM	ADJ.	CONF.	ADJ CONF.
Average RPI Loss:	151	RECORD	PCT. RANK	GAMES	SCHEDULE	OF SCHEDULE	RPI	RPI	RPI	RPI
DIV. I ONLY	7- 19	290	0- 1	217	200	286	286	11	11	
DIV. I NON-CONF.	6- 8	199	0- 1	263	303	231	231	11	11	
TOTALS	RPI 1-25	RPI 26-50	W-L RECORDS	RPI 51-100	RPI 101-150	RPI 150+				
7- 19	0- 0	0- 2	OVERALL	0- 5	1- 2	6- 10				
4- 6	0- 0	0- 1	HOME	0- 1	1- 0	3- 4				
2- 13	0- 0	0- 1	AWAY	0- 4	0- 2	2- 6				
1- 0	0- 0	0- 0	NEUTRAL	0- 0	0- 0	1- 0				
6- 8	0- 0	0- 2	NON-CONFERENCE	0- 1	0- 1	6- 4				
3- 2	0- 0	0- 1	HOME	0- 0	0- 0	3- 1				
2- 6	0- 0	0- 1	AWAY	0- 1	0- 1	2- 3				
1- 0	0- 0	0- 0	NEUTRAL	0- 0	0- 0	1- 0				
1- 11	0- 0	0- 0	CONFERENCE	0- 4	1- 1	0- 6				
1- 4	0- 0	0- 0	HOME	0- 1	1- 0	0- 3				
0- 7	0- 0	0- 0	AWAY	0- 3	0- 1	0- 3				
0- 0	0- 0	0- 0	NEUTRAL	0- 0	0- 0	0- 0				

RPI S	Opponent	Score	RPI S	Opponent	Score	RPI S	Opponent	Score	RPI S	Opponent	Score	Team's RPI: 286
26	A Rutgers	52 73	55	A Princeton	74 93	110	A Northern Ill.	102 109				
41	H Bucknell	78 91	57	A Maine	96 102	125	A Yale	72 84				
			61	A Penn	43 83	125	H Yale	86 71				
			87	A Harvard	55 98	152	A Boston U.	51 72				
			87	H Harvard	83 100	186	A Holy Cross	89 85				
						197	A Dartmouth	43 78				
						197	H Dartmouth	61 81				
						203	A Cornell	48 66				
						203	H Cornell	53 65				
						216	H Massachusetts	61 90				
						245	A Columbia	62 93				
						245	H Columbia	81 83				
						258	A Rhode Island	67 72				
						295	H Fairfield	68 49				
						299	A Bryant	57 75				
						299	N Bryant	84 68				
						312	H Central Conn. St.	68 63				
						321	H New Hampshire	76 70				
						350	A Chicago St.	90 65				
LAST 12 Division I GAMES:												
258	A Rhode Island	67 72	203	H Cornell	53 65							
203	A Cornell	48 66	55	A Princeton	74 93							
245	A Columbia	62 93	61	A Penn	43 83							
197	A Dartmouth	43 78	87	H Harvard	83 100							
87	A Harvard	55 98	197	H Dartmouth	61 81							
245	H Columbia	81 83	125	A Yale	72 84							

Non-Div I Games: Johnson & Wales (RI78 46 Adelphi 75 62

Brown

■ Loss,
 ■ Non-Conf, S Site,
 ■ Home
 ■ Away
 N Neutral

Average RPI Win:	293	WON-LOST	WINNING	LAST 10	STRENGTH OF	OPP. STRENGTH	TEAM	ADJ.	CONF.	ADJ CONF.
Average RPI Loss:	201	RECORD	PCT. RANK	GAMES	SCHEDULE	OF SCHEDULE	RPI	RPI	RPI	RPI
DIV. I ONLY	9- 18	266	0- 1	294	332	299	299	31	31	
DIV. I NON-CONF.	2- 9	297	0- 1	232	243	301	301	31	31	
TOTALS	RPI 1-25	RPI 26-50	W-L RECORDS	RPI 51-100	RPI 101-150	RPI 150+				
9- 18	0- 0	0- 0	OVERALL	0- 2	0- 3	9- 13				
6- 5	0- 0	0- 0	HOME	0- 1	0- 0	6- 4				
3- 11	0- 0	0- 0	AWAY	0- 1	0- 2	3- 8				
0- 2	0- 0	0- 0	NEUTRAL	0- 0	0- 1	0- 1				
2- 9	0- 0	0- 0	NON-CONFERENCE	0- 2	0- 3	2- 4				
1- 2	0- 0	0- 0	HOME	0- 1	0- 0	1- 1				
1- 5	0- 0	0- 0	AWAY	0- 1	0- 2	1- 2				
0- 2	0- 0	0- 0	NEUTRAL	0- 0	0- 1	0- 1				
7- 9	0- 0	0- 0	CONFERENCE	0- 0	0- 0	7- 9				
5- 3	0- 0	0- 0	HOME	0- 0	0- 0	5- 3				
2- 6	0- 0	0- 0	AWAY	0- 0	0- 0	2- 6				
0- 0	0- 0	0- 0	NEUTRAL	0- 0	0- 0	0- 0				

RPI S	Opponent	Score	RPI S	Opponent	Score	RPI S	Opponent	Score	RPI S	Opponent	Score	Team's RPI: 299
						57	H Maine	74	112	A Hartford	67	
						70	A West Virginia	94	120	A Boston College	83	
									121	N Providence	72	
									152	A Boston U.	67	
									186	H Holy Cross	81	
									189	A Robert Morris	59	
									189	H Robert Morris	60	
									205	A Sacred Heart	49	
									205	H Sacred Heart	67	
									229	A Saint Francis (PA)	78	
									229	H Saint Francis (PA)	63	
									239	A Mt. St. Mary's	68	
									239	H Mt. St. Mary's	59	
									255	A St. Francis Brooklyn	101	
									255	H St. Francis Brooklyn	60	
									286	H Brown	57	
									286	N Brown	84	
									311	A Wagner	69	
									312	A Central Conn. St.	66	
									312	H Central Conn. St.	60	
									321	A New Hampshire	79	
									322	A UMass Lowell	57	
									347	A Fairleigh Dickinson	63	
									347	H Fairleigh Dickinson	48	
									348	H LIU Brooklyn	62	
LAST 12 Division I GAMES:												
			121	N Providence	64	72	229	A Saint Francis (PA)	66	78		
			255	A St. Francis Brooklyn	77	101	189	A Robert Morris	56	59		
			311	A Wagner	84	69	312	A Central Conn. St.	65	66		
			239	H Mt. St. Mary's	77	59	347	A Fairleigh Dickinson	53	63		
			347	H Fairleigh Dickinson	68	48	312	H Central Conn. St.	72	60		
			205	H Sacred Heart	57	67	229	H Saint Francis (PA)	66	63		

Non-Div I Games:

Bryant

Average RPI Win:	218	WON-LOST	WINNING	LAST 10	STRENGTH OF	OPP. STRENGTH	TEAM	ADJ.	CONF.	ADJ CONF.
Average RPI Loss:	87	RECORD	PCT. RANK	GAMES	SCHEDULE	OF SCHEDULE	RPI	RPI	RPI	RPI
DIV. I ONLY	24- 5	18	1- 0	144	204	41	41	18	18	
DIV. I NON-CONF.	9- 3	61	0- 0	111	166	35	35	21	21	
TOTALS	RPI 1-25	RPI 26-50	W-L RECORDS	RPI 51-100	RPI 101-150	RPI 150+				
24- 5	0- 2	1- 0	OVERALL	2- 1	3- 0	18- 2				
11- 1	0- 0	1- 0	HOME	1- 0	2- 0	7- 1				
11- 4	0- 2	0- 0	AWAY	1- 1	1- 0	9- 1				
2- 0	0- 0	0- 0	NEUTRAL	0- 0	0- 0	2- 0				
9- 3	0- 2	1- 0	NON-CONFERENCE	0- 1	1- 0	7- 0				
4- 0	0- 0	1- 0	HOME	0- 0	1- 0	2- 0				
3- 3	0- 2	0- 0	AWAY	0- 1	0- 0	3- 0				
2- 0	0- 0	0- 0	NEUTRAL	0- 0	0- 0	2- 0				
15- 2	0- 0	0- 0	CONFERENCE	2- 0	2- 0	11- 2				
7- 1	0- 0	0- 0	HOME	1- 0	1- 0	5- 1				
8- 1	0- 0	0- 0	AWAY	1- 0	1- 0	6- 1				
0- 0	0- 0	0- 0	NEUTRAL	0- 0	0- 0	0- 0				

RPI 1-25				RPI 26-50				Team's RPI: 41	RPI 51-100				RPI 101+			
RPI	S	Opponent	Score	RPI	S	Opponent	Score		RPI	S	Opponent	Score	RPI	S	Opponent	Score
10	A	Syracuse	56 70	47	H	Quinnipiac	75 58		74	A	Drexel	42 64	118	H	Youngstown St.	73 68
11	A	Iowa St.	61 86						77	A	American	65 64	138	A	Lehigh	73 68
									77	H	American	71 56	138	H	Lehigh	71 53
													152	A	Boston U.	62 58
													152	H	Boston U.	62 70
													172	H	Rider	80 59
													186	A	Holy Cross	60 61
													186	H	Holy Cross	75 71
													216	N	Massachusetts	77 58
													230	A	Monmouth	70 32
													249	A	Navy	77 43
													249	H	Navy	90 48
													251	A	Colgate	90 62
													251	H	Colgate	76 58
													257	A	St. Bonaventure	77 46
													285	A	Army West Point	66 52
													286	A	Brown	91 78
													289	A	Loyola Maryland	75 57
													289	H	Loyola Maryland	87 55
													295	N	Fairfield	77 54
													325	H	Iona	81 43
													327	A	Lafayette	56 47
													327	H	Lafayette	75 43
LAST 12 Division I GAMES:																
				77	A	American	65 64		327	H	Lafayette	75 43				
				249	H	Navy	90 48		152	A	Boston U.	62 58				
				186	A	Holy Cross	60 61		249	A	Navy	77 43				
				289	H	Loyola Maryland	87 55		186	H	Holy Cross	75 71				
				251	H	Colgate	76 58		289	A	Loyola Maryland	75 57				
				138	A	Lehigh	73 68		251	A	Colgate	90 62				

Non-Div I Games:

Bucknell

■ Loss,
 ■ Non-Conf, S Site,
 ■ Home
 ■ Away
 N Neutral

Buffalo

Through Games Of March 2, 2019

Average RPI Win:	163	WON-LOST	WINNING	LAST 10	STRENGTH OF	OPP. STRENGTH	TEAM	ADJ.	CONF.	ADJ CONF.
Average RPI Loss:	71	RECORD	PCT. RANK	GAMES	SCHEDULE	OF SCHEDULE	RPI	RPI	RPI	RPI
DIV. I ONLY	19- 8	66	1- 0	44	90	31	31	8	8	
DIV. I NON-CONF.	8- 3	72	0- 0	101	91	42	42	9	9	
TOTALS	RPI 1-25	RPI 26-50	W-L RECORDS	RPI 51-100	RPI 101-150	RPI 150+				
19- 8	0- 4	4- 1	OVERALL	3- 0	2- 2	10- 1				
8- 3	0- 2	1- 1	HOME	2- 0	2- 0	3- 0				
9- 5	0- 2	2- 0	AWAY	0- 0	0- 2	7- 1				
2- 0	0- 0	1- 0	NEUTRAL	1- 0	0- 0	0- 0				
8- 3	0- 2	1- 0	NON-CONFERENCE	1- 0	0- 1	6- 0				
2- 1	0- 1	0- 0	HOME	0- 0	0- 0	2- 0				
4- 2	0- 1	0- 0	AWAY	0- 0	0- 1	4- 0				
2- 0	0- 0	1- 0	NEUTRAL	1- 0	0- 0	0- 0				
11- 5	0- 2	3- 1	CONFERENCE	2- 0	2- 1	4- 1				
6- 2	0- 1	1- 1	HOME	2- 0	2- 0	1- 0				
5- 3	0- 1	2- 0	AWAY	0- 0	0- 1	3- 1				
0- 0	0- 0	0- 0	NEUTRAL	0- 0	0- 0	0- 0				

RPI 1-25				RPI 26-50				Team's RPI: 31				RPI 51-100				RPI 101+			
RPI	S	Opponent	Score	RPI	S	Opponent	Score	RPI	S	Opponent	Score	RPI	S	Opponent	Score	RPI	S	Opponent	Score
4	H	Stanford	55 62	28	N	South Dakota St.	61 55	80	N	Georgetown	73 64	110	H	Northern Ill.	93 64				
5	A	Oregon	82 102	38	A	Ohio	73 43	85	H	Toledo	73 63	116	A	Dayton	59 72				
25	A	Central Mich.	65 76	38	H	Ohio	71 74	90	H	Kent St.	75 66	141	A	Akron	59 70				
25	H	Central Mich.	95 100	48	A	Miami (OH)	66 59					141	H	Akron	91 72				
				48	H	Miami (OH)	86 61					188	A	UMES	69 63				
																197	A	Dartmouth	75 69
																211	A	Eastern Mich.	91 84
																217	A	Bowling Green	72 78
																222	A	Ball St.	97 58
																222	H	Ball St.	77 65
																257	H	St. Bonaventure	90 43
																265	H	Niagara	88 61
																272	A	Western Mich.	61 59
																281	A	Canisius	84 66
																312	A	Central Conn. St.	82 69
LAST 12 Division I GAMES:																			
48	H	Miami (OH)	86 61	85	H	Toledo	73 63												
38	A	Ohio	73 43	25	A	Central Mich.	65 76												
141	A	Akron	59 70	222	A	Ball St.	97 58												
25	H	Central Mich.	95 100	110	H	Northern Ill.	93 64												
217	A	Bowling Green	72 78	141	H	Akron	91 72												
90	H	Kent St.	75 66	272	A	Western Mich.	61 59												

Non-Div I Games:

Buffalo

■ Loss,
 ■ Non-Conf, S Site,
 ■ Home
 ■ Away
 N Neutral

Average RPI Win:	159	WON-LOST	WINNING	LAST 10	STRENGTH OF	OPP. STRENGTH	TEAM	ADJ.	CONF.	ADJ CONF.
Average RPI Loss:	71	RECORD	PCT. RANK	GAMES	SCHEDULE	OF SCHEDULE	RPI	RPI	RPI	RPI
DIV. I ONLY	20- 8	59	0- 1	119	63	66	66	6	6	
DIV. I NON-CONF.	10- 1	17	0- 0	278	172	62	62	4	4	
TOTALS	RPI 1-25	RPI 26-50	W-L RECORDS	RPI 51-100	RPI 101-150	RPI 150+				
20- 8	1- 3	1- 1	OVERALL	4- 1	4- 3	10- 0				
11- 4	0- 2	0- 0	HOME	1- 1	2- 1	8- 0				
7- 4	1- 1	1- 1	AWAY	2- 0	2- 2	1- 0				
2- 0	0- 0	0- 0	NEUTRAL	1- 0	0- 0	1- 0				
10- 1	0- 0	0- 1	NON-CONFERENCE	1- 0	1- 0	8- 0				
7- 0	0- 0	0- 0	HOME	0- 0	0- 0	7- 0				
1- 1	0- 0	0- 1	AWAY	0- 0	1- 0	0- 0				
2- 0	0- 0	0- 0	NEUTRAL	1- 0	0- 0	1- 0				
10- 7	1- 3	1- 0	CONFERENCE	3- 1	3- 3	2- 0				
4- 4	0- 2	0- 0	HOME	1- 1	2- 1	1- 0				
6- 3	1- 1	1- 0	AWAY	2- 0	1- 2	1- 0				
0- 0	0- 0	0- 0	NEUTRAL	0- 0	0- 0	0- 0				

RPI 1-25				RPI 26-50				RPI 51-100				Team's RPI: 66	RPI 101+			
RPI	S	Opponent	Score	RPI	S	Opponent	Score	RPI	S	Opponent	Score		RPI	S	Opponent	Score
12	A	Marquette	61 57	43	A	Villanova	63 55	75	N	Ohio St.	66 53		104	A	St. John's (NY)	73 68
12	H	Marquette	58 87	50	A	Indiana	46 66	80	A	Georgetown	59 50		104	H	St. John's (NY)	66 45
24	A	DePaul	62 76					80	H	Georgetown	42 72		121	A	Providence	68 74
24	H	DePaul	78 86					95	A	Creighton	75 43		121	H	Providence	63 66
								95	H	Creighton	66 46		137	A	Seton Hall	62 83
													137	H	Seton Hall	62 59
													141	A	Akron	63 47
													159	H	Illinois St.	58 56
													193	A	Xavier	63 41
													193	H	Xavier	63 38
													211	N	Eastern Mich.	73 63
													215	H	Indiana St.	72 49
													222	H	Ball St.	64 47
													226	H	Western Ill.	92 51
													260	H	Murray St.	86 65
													290	H	Eastern Ill.	72 37
													322	H	UMass Lowell	89 36
LAST 12 Division I GAMES:																
80	H	Georgetown	42 72	137	A	Seton Hall	62 83									
24	A	DePaul	62 76	104	A	St. John's (NY)	73 68									
12	A	Marquette	61 57	12	H	Marquette	58 87									
121	H	Providence	63 66	24	H	DePaul	78 86									
95	H	Creighton	66 46	95	A	Creighton	75 43									
193	H	Xavier	63 38	121	A	Providence	68 74									

Non-Div I Games:

Butler

■ Loss,
■ Non-Conf,
■ S Site,
■ H Home
■ A Away
N Neutral

CSU Bakersfield

Through Games Of March 2, 2019

Average RPI Win:	277	WON-LOST	WINNING	LAST 10	STRENGTH OF	OPP. STRENGTH	TEAM	ADJ.	CONF.	ADJ CONF.
Average RPI Loss:	210	RECORD	PCT. RANK	GAMES	SCHEDULE	OF SCHEDULE	RPI	RPI	RPI	RPI
DIV. I ONLY	10- 15	230	1- 0	306	323	264	264	30	30	
DIV. I NON-CONF.	2- 9	297	0- 0	270	247	307	307	30	30	
TOTALS	RPI 1-25	RPI 26-50	W-L RECORDS	RPI 51-100	RPI 101-150	RPI 150+				
10- 15	0- 1	0- 0	OVERALL	1- 0	0- 3	9- 11				
5- 3	0- 0	0- 0	HOME	1- 0	0- 2	4- 1				
5- 12	0- 1	0- 0	AWAY	0- 0	0- 1	5- 10				
0- 0	0- 0	0- 0	NEUTRAL	0- 0	0- 0	0- 0				
2- 9	0- 1	0- 0	NON-CONFERENCE	1- 0	0- 1	1- 7				
1- 1	0- 0	0- 0	HOME	1- 0	0- 1	0- 0				
1- 8	0- 1	0- 0	AWAY	0- 0	0- 0	1- 7				
0- 0	0- 0	0- 0	NEUTRAL	0- 0	0- 0	0- 0				
8- 6	0- 0	0- 0	CONFERENCE	0- 0	0- 2	8- 4				
4- 2	0- 0	0- 0	HOME	0- 0	0- 1	4- 1				
4- 4	0- 0	0- 0	AWAY	0- 0	0- 1	4- 3				
0- 0	0- 0	0- 0	NEUTRAL	0- 0	0- 0	0- 0				

RPI 1-25				RPI 26-50				RPI 51-100				RPI 101+ Team's RPI: 264			
RPI	S	Opponent	Score	RPI	S	Opponent	Score	RPI	S	Opponent	Score	RPI	S	Opponent	Score
20	A	Oregon St.	52 92					69	H	Wright St.	76 74	142	A	New Mexico St.	48 61
												142	H	New Mexico St.	59 61
												149	H	UC Riverside	67 79
												182	A	North Texas	59 71
												185	A	UC Irvine	78 85
												204	A	SMU	43 49
												227	A	UTRGV	56 64
												227	H	UTRGV	68 63
												232	A	UMKC	67 57
												232	H	UMKC	85 71
												234	A	California Baptist	43 67
												234	H	California Baptist	45 68
												261	A	Cal St. Fullerton	56 64
												274	A	UTEP	47 53
												277	A	Utah Valley	70 78
												297	A	UC Santa Barbara	56 48
												302	A	San Jose St.	72 82
												319	A	Omaha	46 53
												335	A	Grand Canyon	59 46
												335	H	Grand Canyon	51 37
												344	A	Seattle U	70 60
												350	A	Chicago St.	67 56
												350	H	Chicago St.	80 47
LAST 12 Division I GAMES:															
335	H	Grand Canyon	51 37	335	A	Grand Canyon	59 46								
234	A	California Baptist	43 67	234	H	California Baptist	45 68								
232	H	UMKC	85 71	350	A	Chicago St.	67 56								
350	H	Chicago St.	80 47	232	A	UMKC	67 57								
227	A	UTRGV	56 64	142	H	New Mexico St.	59 61								
142	A	New Mexico St.	48 61	227	H	UTRGV	68 63								

Non-Div I Games: Whittier 74 46 Westcliff 91 37

CSU Bakersfield

Loss, Non-Conf, S Site, H Home A Away N Neutral

Average RPI Win:	254	WON-LOST	WINNING	LAST 10	STRENGTH OF	OPP. STRENGTH	TEAM	ADJ.	CONF.	ADJ CONF.
Average RPI Loss:	94	RECORD	PCT. RANK	GAMES	SCHEDULE	OF SCHEDULE	RPI	RPI	RPI	RPI
DIV. I ONLY	15- 13	157	0- 1	174	150	145	145	21	21	
DIV. I NON-CONF.	6- 8	199	0- 1	112	36	154	154	20	20	
TOTALS	RPI 1-25	RPI 26-50	W-L RECORDS	RPI 51-100	RPI 101-150	RPI 150+				
15- 13	0- 2	0- 2	OVERALL	0- 6	2- 1	13- 2				
9- 3	0- 0	0- 0	HOME	0- 3	2- 0	7- 0				
6- 10	0- 2	0- 2	AWAY	0- 3	0- 1	6- 2				
0- 0	0- 0	0- 0	NEUTRAL	0- 0	0- 0	0- 0				
6- 8	0- 2	0- 2	NON-CONFERENCE	0- 4	1- 0	5- 0				
4- 2	0- 0	0- 0	HOME	0- 2	1- 0	3- 0				
2- 6	0- 2	0- 2	AWAY	0- 2	0- 0	2- 0				
0- 0	0- 0	0- 0	NEUTRAL	0- 0	0- 0	0- 0				
9- 5	0- 0	0- 0	CONFERENCE	0- 2	1- 1	8- 2				
5- 1	0- 0	0- 0	HOME	0- 1	1- 0	4- 0				
4- 4	0- 0	0- 0	AWAY	0- 1	0- 1	4- 2				
0- 0	0- 0	0- 0	NEUTRAL	0- 0	0- 0	0- 0				

RPI	S	Opponent	Score	RPI	S	Opponent	Score	RPI	S	Opponent	Score	RPI	S	Opponent	Score	Team's RPI: 145
4	A	Stanford	43 69	39	A	California	42 67	58	A	Boise St.	63 74	143	H	Washington St.	65 52	
22	A	Drake	63 73	45	A	Southern California	42 58	73	A	Idaho	73 88	149	A	UC Riverside	51 63	
								79	A	UC Davis	54 70	149	H	UC Riverside	69 56	
								79	H	UC Davis	49 60	164	A	Santa Clara	53 38	
								87	H	Harvard	55 75	185	A	UC Irvine	61 65	
								100	H	Loyola Marymount	53 72	234	H	California Baptist	73 67	
												235	A	Hawaii	49 29	
												252	H	San Diego St.	77 74	
												261	A	Cal St. Fullerton	73 64	
												261	H	Cal St. Fullerton	74 44	
												273	A	Long Beach St.	51 37	
												273	H	Long Beach St.	60 45	
												297	A	UC Santa Barbara	60 61	
												297	H	UC Santa Barbara	73 65	
												302	H	San Jose St.	76 40	
												319	A	Omaha	64 52	
												324	A	Cal Poly	61 49	
												324	H	Cal Poly	68 52	
LAST 12 Division I GAMES:																
87	H	Harvard	55 75	297	A	UC Santa Barbara	60 61									
324	A	Cal Poly	61 49	79	A	UC Davis	54 70									
149	A	UC Riverside	51 63	261	H	Cal St. Fullerton	74 44									
273	H	Long Beach St.	60 45	273	A	Long Beach St.	51 37									
261	A	Cal St. Fullerton	73 64	79	H	UC Davis	49 60									
324	H	Cal Poly	68 52	149	H	UC Riverside	69 56									

Non-Div I Games:

CSUN

■ Loss,
 ■ Non-Conf,
 ■ S Site,
 ■ Home
 ■ A Away
 N Neutral

Average RPI Win:	271	WON-LOST	WINNING	LAST 10	STRENGTH OF	OPP. STRENGTH	TEAM	ADJ.	CONF.	ADJ CONF.
Average RPI Loss:	168	RECORD	PCT. RANK	GAMES	SCHEDULE	OF SCHEDULE	RPI	RPI	RPI	RPI
DIV. I ONLY	5- 20	318	0- 1	268	172	324	324	21	21	
DIV. I NON-CONF.	2- 8	293	0- 0	260	44	295	295	20	20	
TOTALS	RPI 1-25	RPI 26-50	W-L RECORDS	RPI 51-100	RPI 101-150	RPI 150+				
5- 20	0- 1	0- 1	OVERALL	0- 3	0- 5	5- 10				
4- 8	0- 0	0- 0	HOME	0- 2	0- 3	4- 3				
1- 11	0- 1	0- 1	AWAY	0- 1	0- 2	1- 6				
0- 1	0- 0	0- 0	NEUTRAL	0- 0	0- 0	0- 1				
2- 8	0- 1	0- 1	NON-CONFERENCE	0- 2	0- 1	2- 3				
1- 3	0- 0	0- 0	HOME	0- 1	0- 1	1- 1				
1- 4	0- 1	0- 1	AWAY	0- 1	0- 0	1- 1				
0- 1	0- 0	0- 0	NEUTRAL	0- 0	0- 0	0- 1				
3- 12	0- 0	0- 0	CONFERENCE	0- 1	0- 4	3- 7				
3- 5	0- 0	0- 0	HOME	0- 1	0- 2	3- 2				
0- 7	0- 0	0- 0	AWAY	0- 0	0- 2	0- 5				
0- 0	0- 0	0- 0	NEUTRAL	0- 0	0- 0	0- 0				

RPI 1-25				RPI 26-50				RPI 51-100				RPI 101+ Team's RPI: 324			
RPI	S	Opponent	Score	RPI	S	Opponent	Score	RPI	S	Opponent	Score	RPI	S	Opponent	Score
20	A	Oregon St.	54 79	30	A	UCLA	35 81	52	H	Saint Mary's (CA)	51 69	105	H	Pepperdine	63 70
								79	H	UC Davis	61 85	145	A	CSUN	52 68
								91	A	Fresno St.	58 76	145	H	CSUN	49 61
												149	A	UC Riverside	66 80
												149	H	UC Riverside	68 75
												180	H	Eastern Wash.	59 55
												185	A	UC Irvine	57 73
												185	H	UC Irvine	59 75
												210	H	Illinois	51 74
												235	A	Hawaii	52 70
												235	H	Hawaii	54 71
												250	N	San Francisco	62 65
												254	A	Sacramento St.	85 88
												261	A	Cal St. Fullerton	64 78
												261	H	Cal St. Fullerton	69 58
												273	A	Long Beach St.	58 61
												273	H	Long Beach St.	66 59
												297	A	UC Santa Barbara	42 44
												297	H	UC Santa Barbara	75 67
												344	A	Seattle U	60 50
LAST 12 Division I GAMES:															
145	H	CSUN	49 61	79	H	UC Davis	61 85								
297	A	UC Santa Barbara	42 44	273	H	Long Beach St.	66 59								
261	H	Cal St. Fullerton	69 58	235	A	Hawaii	52 70								
149	H	UC Riverside	68 75	185	A	UC Irvine	57 73								
149	A	UC Riverside	66 80	235	H	Hawaii	54 71								
145	A	CSUN	52 68	261	A	Cal St. Fullerton	64 78								

Non-Div I Games: Academy of Art 87 65

Cal Poly

■ Loss,
 ■ Non-Conf,
 ■ S Site,
 ■ H Home
 ■ A Away
 N Neutral

Average RPI Win:	270	WON-LOST	WINNING	LAST 10	STRENGTH OF	OPP. STRENGTH	TEAM	ADJ.	CONF.	ADJ CONF.
Average RPI Loss:	176	RECORD	PCT. RANK	GAMES	SCHEDULE	OF SCHEDULE	RPI	RPI	RPI	RPI
DIV. I ONLY	12- 14	196	0- 1	311	260	261	261	21	21	
DIV. I NON-CONF.	7- 5	132	0- 0	324	286	237	237	20	20	
TOTALS	RPI 1-25	RPI 26-50	W-L RECORDS	RPI 51-100	RPI 101-150	RPI 150+				
12- 14	0- 0	0- 0	OVERALL	0- 3	0- 3	12- 8				
7- 6	0- 0	0- 0	HOME	0- 2	0- 1	7- 3				
5- 8	0- 0	0- 0	AWAY	0- 1	0- 2	5- 5				
0- 0	0- 0	0- 0	NEUTRAL	0- 0	0- 0	0- 0				
7- 5	0- 0	0- 0	NON-CONFERENCE	0- 1	0- 0	7- 4				
3- 3	0- 0	0- 0	HOME	0- 1	0- 0	3- 2				
4- 2	0- 0	0- 0	AWAY	0- 0	0- 0	4- 2				
0- 0	0- 0	0- 0	NEUTRAL	0- 0	0- 0	0- 0				
5- 9	0- 0	0- 0	CONFERENCE	0- 2	0- 3	5- 4				
4- 3	0- 0	0- 0	HOME	0- 1	0- 1	4- 1				
1- 6	0- 0	0- 0	AWAY	0- 1	0- 2	1- 3				
0- 0	0- 0	0- 0	NEUTRAL	0- 0	0- 0	0- 0				

RPI 1-25				RPI 26-50				RPI 51-100				RPI 101+				Team's RPI: 261	
RPI	S	Opponent	Score	RPI	S	Opponent	Score	RPI	S	Opponent	Score	RPI	S	Opponent	Score		
								79	A	UC Davis	51 75	145	A	CSUN	44 74		
								79	H	UC Davis	39 75	145	H	CSUN	64 73		
								97	H	Pacific	64 72	149	A	UC Riverside	59 62		
												164	H	Santa Clara	60 64		
												166	A	Washington	74 83		
												175	A	Portland	74 83		
												185	A	UC Irvine	61 65		
												185	H	UC Irvine	67 58		
												197	H	Dartmouth	67 62		
												234	A	California Baptist	79 65		
												235	A	Hawaii	55 70		
												235	H	Hawaii	72 68		
												245	A	Columbia	61 58		
												252	H	San Diego St.	72 83		
												264	H	CSU Bakersfield	64 56		
												273	H	Long Beach St.	53 59		
												277	H	Utah Valley	56 55		
												297	A	UC Santa Barbara	59 52		
												297	H	UC Santa Barbara	74 62		
												324	A	Cal Poly	58 69		
												324	H	Cal Poly	78 64		
												343	A	Saint Peter's	69 45		
												344	A	Seattle U	57 54		
LAST 12 Division I GAMES:																	
				235	A	Hawaii	55 70					149	A	UC Riverside	59 62		
				185	H	UC Irvine	67 58					273	H	Long Beach St.	53 59		
				324	A	Cal Poly	58 69					145	A	CSUN	44 74		
				297	H	UC Santa Barbara	74 62					79	H	UC Davis	39 75		
				145	H	CSUN	64 73					297	A	UC Santa Barbara	59 52		
				185	A	UC Irvine	61 65					324	H	Cal Poly	78 64		

Non-Div I Games: Antelope Valley 77 65

Cal St. Fullerton

Average RPI Win: 122		WON-LOST	WINNING	LAST 10	STRENGTH OF	OPP. STRENGTH	TEAM	ADJ.	CONF.	ADJ CONF.
Average RPI Loss: 36		RECORD	PCT. RANK	GAMES	SCHEDULE	OF SCHEDULE	RPI	RPI	RPI	RPI
DIV. I ONLY		17- 11	112	1- 0	22	6	39	39	2	2
DIV. I NON-CONF.		9- 2	43	0- 0	66	26	27	27	2	2
TOTALS	RPI 1-25		RPI 26-50		W-L RECORDS		RPI 51-100		RPI 101-150	RPI 150+
17- 11	2- 5		2- 3		OVERALL		4- 3		3- 0	6- 0
9- 5	2- 3		1- 1		HOME		2- 1		2- 0	2- 0
6- 6	0- 2		1- 2		AWAY		1- 2		1- 0	3- 0
2- 0	0- 0		0- 0		NEUTRAL		1- 0		0- 0	1- 0
9- 2	0- 1		1- 0		NON-CONFERENCE		3- 1		2- 0	3- 0
3- 2	0- 1		0- 0		HOME		1- 1		1- 0	1- 0
4- 0	0- 0		1- 0		AWAY		1- 0		1- 0	1- 0
2- 0	0- 0		0- 0		NEUTRAL		1- 0		0- 0	1- 0
8- 9	2- 4		1- 3		CONFERENCE		1- 2		1- 0	3- 0
6- 3	2- 2		1- 1		HOME		1- 0		1- 0	1- 0
2- 6	0- 2		0- 2		AWAY		0- 2		0- 0	2- 0
0- 0	0- 0		0- 0		NEUTRAL		0- 0		0- 0	0- 0

RPI 1-25				RPI 26-50				Team's RPI: 39				RPI 51-100				RPI 101+			
RPI	S	Opponent	Score	RPI	S	Opponent	Score	RPI	S	Opponent	Score	RPI	S	Opponent	Score	RPI	S	Opponent	Score
4	A	Stanford	50 75	30	A	UCLA	74 80	52	A	Saint Mary's (CA)	81 78	133	A	Penn St.	75 58				
4	H	Stanford	81 80	30	H	UCLA	79 84	68	A	Utah	74 87	143	H	Washington St.	77 63				
5	H	Oregon	82 105	33	A	BYU	70 52	86	A	Arizona	55 60	145	H	CSUN	67 42				
6	H	UConn	66 76	45	A	Southern California	76 86	86	H	Arizona	82 76	161	N	Tulane	65 57				
16	A	Arizona St.	61 62	45	H	Southern California	66 59	87	H	Harvard	79 85	166	A	Washington	71 65				
16	H	Arizona St.	69 60					92	H	Houston	80 79	166	H	Washington	79 70				
20	H	Oregon St.	74 82					97	N	Pacific	81 69	169	A	Colorado	80 60				
												269	A	San Diego	70 53				
												297	H	UC Santa Barbara	69 45				
LAST 12 Division I GAMES:																			
166	A	Washington	71 65	5	H	Oregon	82 105												
86	H	Arizona	82 76	4	A	Stanford	50 75												
16	H	Arizona St.	69 60	4	H	Stanford	81 80												
30	A	UCLA	74 80	169	A	Colorado	80 60												
45	A	Southern California	76 86	68	A	Utah	74 87												
20	H	Oregon St.	74 82	166	H	Washington	79 70												

Non-Div I Games:

California

Loss, Non-Conf, S Site, H Home A Away N Neutral

Average RPI Win:	289	WON-LOST	WINNING	LAST 10	STRENGTH OF	OPP. STRENGTH	TEAM	ADJ.	CONF.	ADJ CONF.
Average RPI Loss:	198	RECORD	PCT. RANK	GAMES	SCHEDULE	OF SCHEDULE	RPI	RPI	RPI	RPI
DIV. I ONLY	13- 10	140	1- 0	341	317	234	234	30	30	
DIV. I NON-CONF.	3- 6	241	0- 0	228	252	246	246	30	30	
TOTALS	RPI 1-25	RPI 26-50	W-L RECORDS	RPI 51-100	RPI 101-150	RPI 150+				
13- 10	0- 0	0- 1	OVERALL	0- 0	1- 3	12- 6				
6- 3	0- 0	0- 0	HOME	0- 0	1- 1	5- 2				
7- 6	0- 0	0- 0	AWAY	0- 0	0- 2	7- 4				
0- 1	0- 0	0- 1	NEUTRAL	0- 0	0- 0	0- 0				
3- 6	0- 0	0- 1	NON-CONFERENCE	0- 0	1- 2	2- 3				
1- 2	0- 0	0- 0	HOME	0- 0	1- 1	0- 1				
2- 3	0- 0	0- 0	AWAY	0- 0	0- 1	2- 2				
0- 1	0- 0	0- 1	NEUTRAL	0- 0	0- 0	0- 0				
10- 4	0- 0	0- 0	CONFERENCE	0- 0	0- 1	10- 3				
5- 1	0- 0	0- 0	HOME	0- 0	0- 0	5- 1				
5- 3	0- 0	0- 0	AWAY	0- 0	0- 1	5- 2				
0- 0	0- 0	0- 0	NEUTRAL	0- 0	0- 0	0- 0				

RPI 1-25			RPI 26-50			RPI 51-100			RPI 101+			Team's RPI: 234
RPI S	Opponent	Score	RPI S	Opponent	Score	RPI S	Opponent	Score	RPI S	Opponent	Score	
			33 N	BYU	69 76				113 H	Idaho St.	57 72	
									142 A	New Mexico St.	69 76	
									145 A	CSUN	67 73	
									149 H	UC Riverside	65 57	
									227 A	UTRGV	56 60	
									232 A	UMKC	95 92	
									232 H	UMKC	74 78	
									243 A	Northern Ariz.	88 91	
									252 A	San Diego St.	67 83	
									261 H	Cal St. Fullerton	65 79	
									264 A	CSU Bakersfield	68 45	
									264 H	CSU Bakersfield	67 43	
									273 A	Long Beach St.	85 83	
									277 A	Utah Valley	92 74	
									277 H	Utah Valley	83 54	
									297 A	UC Santa Barbara	76 64	
									335 A	Grand Canyon	71 75	
									335 H	Grand Canyon	93 50	
									344 A	Seattle U	86 64	
									344 H	Seattle U	100 83	
									350 A	Chicago St.	93 67	
									350 H	Chicago St.	89 52	
LAST 12 Division I GAMES:												
			277 A	Utah Valley	92 74		344 H	Seattle U	100 83			
			344 A	Seattle U	86 64		277 H	Utah Valley	83 54			
			264 H	CSU Bakersfield	67 43		335 A	Grand Canyon	71 75			
			335 H	Grand Canyon	93 50		264 A	CSU Bakersfield	68 45			
			232 A	UMKC	95 92		350 H	Chicago St.	89 52			
			350 A	Chicago St.	93 67		232 H	UMKC	74 78			

Non-Div I Games: La Sierra 91 44 Notre Dame de Namur 80 47 Westcliff 133 43 Fresno Pacific 93 71

California Baptist

Loss, Non-Conf, S Site, H Home A Away N Neutral

Average RPI Win:	293	WON-LOST	WINNING	LAST 10	STRENGTH OF	OPP. STRENGTH	TEAM	ADJ.	CONF.	ADJ CONF.
Average RPI Loss:	166	RECORD	PCT. RANK	GAMES	SCHEDULE	OF SCHEDULE	RPI	RPI	RPI	RPI
DIV. I ONLY	15- 10	120	1- 0	319	312	206	206	28	28	
DIV. I NON-CONF.	6- 3	91	1- 0	335	316	226	226	29	29	
TOTALS	RPI 1-25	RPI 26-50	W-L RECORDS	RPI 51-100	RPI 101-150	RPI 150+				
15- 10	0- 0	0- 0	OVERALL	0- 3	0- 2	15- 5				
7- 5	0- 0	0- 0	HOME	0- 2	0- 0	7- 3				
7- 5	0- 0	0- 0	AWAY	0- 1	0- 2	7- 2				
1- 0	0- 0	0- 0	NEUTRAL	0- 0	0- 0	1- 0				
6- 3	0- 0	0- 0	NON-CONFERENCE	0- 1	0- 1	6- 1				
2- 2	0- 0	0- 0	HOME	0- 1	0- 0	2- 1				
3- 1	0- 0	0- 0	AWAY	0- 0	0- 1	3- 0				
1- 0	0- 0	0- 0	NEUTRAL	0- 0	0- 0	1- 0				
9- 7	0- 0	0- 0	CONFERENCE	0- 2	0- 1	9- 4				
5- 3	0- 0	0- 0	HOME	0- 1	0- 0	5- 2				
4- 4	0- 0	0- 0	AWAY	0- 1	0- 1	4- 2				
0- 0	0- 0	0- 0	NEUTRAL	0- 0	0- 0	0- 0				

RPI S	Opponent	Score	RPI S	Opponent	Score	RPI S	Opponent	Score	RPI S	Opponent	Score	Team's RPI: 206
88	A Radford	57	61	119	A High Point	60	65					
88	H Radford	52	56	120	A Boston College	56	76					
89	H Old Dominion	59	83	190	A UNC Asheville	52	60					
				190	H UNC Asheville	49	48					
				207	A Hampton	50	61					
				207	H Hampton	52	46					
				219	H Howard	64	69					
				247	A Gardner-Webb	69	63					
				247	H Gardner-Webb	38	52					
				280	A Norfolk St.	57	49					
				293	A Winthrop	76	67					
				293	H Winthrop	46	59					
				294	A Charleston So.	60	58					
				294	H Charleston So.	52	51					
				296	H Col. of Charleston	66	65					
				306	H UNC Greensboro	53	49					
				316	A FIU	59	54					
				319	N Omaha	65	52					
				330	H Presbyterian	51	46					
				337	H USC Upstate	61	41					
				339	A Longwood	66	60					
				340	A Western Caro.	63	37					
LAST 12 Division I GAMES:												
316	A FIU	59	54	190	H UNC Asheville	49	48					
293	A Winthrop	76	67	337	H USC Upstate	61	41					
88	A Radford	57	61	339	A Longwood	66	60					
294	H Charleston So.	52	51	88	H Radford	52	56					
247	A Gardner-Webb	69	63	119	A High Point	60	65					
207	A Hampton	50	61	207	H Hampton	52	46					

Non-Div I Games: William Peace 65 36 Columbia (SC) 93 46

Campbell

Loss, Non-Conf, S Site, H Home A Away N Neutral

Cambridge				Through Games Of March 17, 1919						
Average RPI Win:	281	WON-LOST	WINNING	LAST 10	STRENGTH OF	OPP. STRENGTH	TEAM	ADJ.	CONF.	ADJ CONF.
Average RPI Loss:	182	RECORD	PCT. RANK	GAMES	SCHEDULE	OF SCHEDULE	RPI	RPI	RPI	RPI
DIV. I ONLY	11- 18	240	0- 1	284	273	281	281	26	26	
DIV. I NON-CONF.	2- 9	297	0- 0	249	237	316	316	27	27	

TOTALS	RPI 1-25	RPI 26-50		W-L RECORDS		RPI 51-100	RPI 101-150	RPI 150+		
11- 18	0- 0	0- 4		OVERALL		0- 0	0- 4	11- 10		
7- 8	0- 0	0- 3		HOME		0- 0	0- 2	7- 3		
4- 10	0- 0	0- 1		AWAY		0- 0	0- 2	4- 7		
0- 0	0- 0	0- 0		NEUTRAL		0- 0	0- 0	0- 0		
2- 9	0- 0	0- 2		NON-CONFERENCE		0- 0	0- 2	2- 5		
1- 5	0- 0	0- 2		HOME		0- 0	0- 1	1- 2		
1- 4	0- 0	0- 0		AWAY		0- 0	0- 1	1- 3		
0- 0	0- 0	0- 0		NEUTRAL		0- 0	0- 0	0- 0		
9- 9	0- 0	0- 2		CONFERENCE		0- 0	0- 2	9- 5		
6- 3	0- 0	0- 1		HOME		0- 0	0- 1	6- 1		
3- 6	0- 0	0- 1		AWAY		0- 0	0- 1	3- 4		
0- 0	0- 0	0- 0		NEUTRAL		0- 0	0- 0	0- 0		

[illegible]

Non-Div I Games:

Canisius

Loss, Non-Conf, S Site, H Home A Away N Neutral

Central Ark.

Through Games Of March 2, 2019

Average RPI Win:	319	WON-LOST	WINNING	LAST 10	STRENGTH OF	OPP. STRENGTH	TEAM	ADJ.	CONF.	ADJ CONF.
Average RPI Loss:	145	RECORD	PCT. RANK	GAMES	SCHEDULE	OF SCHEDULE	RPI	RPI	RPI	RPI
DIV. I ONLY	7- 15	272	0- 1	222	289	276	276	25	25	
DIV. I NON-CONF.	1- 5	311	0- 0	202	94	265	265	23	23	
TOTALS	RPI 1-25	RPI 26-50	W-L RECORDS	RPI 51-100	RPI 101-150	RPI 150+				
7- 15	0- 1	0- 2	OVERALL	0- 2	0- 2	7- 8				
4- 5	0- 0	0- 0	HOME	0- 1	0- 1	4- 3				
3- 10	0- 1	0- 2	AWAY	0- 1	0- 1	3- 5				
0- 0	0- 0	0- 0	NEUTRAL	0- 0	0- 0	0- 0				
1- 5	0- 1	0- 1	NON-CONFERENCE	0- 0	0- 2	1- 1				
0- 1	0- 0	0- 0	HOME	0- 0	0- 1	0- 0				
1- 4	0- 1	0- 1	AWAY	0- 0	0- 1	1- 1				
0- 0	0- 0	0- 0	NEUTRAL	0- 0	0- 0	0- 0				
6- 10	0- 0	0- 1	CONFERENCE	0- 2	0- 0	6- 7				
4- 4	0- 0	0- 0	HOME	0- 1	0- 0	4- 3				
2- 6	0- 0	0- 1	AWAY	0- 1	0- 0	2- 4				
0- 0	0- 0	0- 0	NEUTRAL	0- 0	0- 0	0- 0				

RPI 1-25				RPI 26-50				RPI 51-100				RPI 101+ Team's RPI: 276			
RPI	S	Opponent	Score	RPI	S	Opponent	Score	RPI	S	Opponent	Score	RPI	S	Opponent	Score
18	A	Texas A&M	27 84	35	A	Kansas St.	54 70	78	A	SFA	43 79	108	H	South Alabama	50 58
				49	A	Lamar University	37 57	78	H	SFA	53 59	134	A	Oklahoma	52 65
												155	A	Abilene Christian	70 77
												155	H	Abilene Christian	65 67
												170	A	Nicholls St.	52 68
												170	H	Nicholls St.	60 64
												184	A	Sam Houston St.	62 66
												256	H	A&M-Corpus Christi	65 73
												271	A	Jackson St.	56 65
												288	A	New Orleans	62 60
												303	H	Incarinate Word	74 43
												314	A	Southeastern La.	53 62
												314	H	Southeastern La.	75 33
												317	H	McNeese	76 45
												318	H	Northwestern St.	74 52
												342	A	Houston Baptist	77 58
												351	A	Alcorn	57 46
LAST 12 Division I GAMES:															
155	H	Abilene Christian	65 67	318	H	Northwestern St.	74 52								
78	A	SFA	43 79	78	H	SFA	53 59								
170	A	Nicholls St.	52 68	155	A	Abilene Christian	70 77								
317	H	McNeese	76 45	288	A	New Orleans	62 60								
342	A	Houston Baptist	77 58	170	H	Nicholls St.	60 64								
314	H	Southeastern La.	75 33	303	H	Incarinate Word	74 43								

Non-Div I Games: Central Baptist 55 34 Crowley's Ridge 91 33 Williams Baptist 70 35 Hendrix 72 40 Central Ark.

Loss, Non-Conf, S Site, H Home A Away N Neutral

GENERAL CONF. DATA				THROUGH GAMES OF MARCH 17, 1919						
Average RPI Win:	300	WON-LOST	WINNING	LAST 10	STRENGTH OF	OPP. STRENGTH	TEAM	ADJ.	CONF.	ADJ CONF.
Average RPI Loss:	208	RECORD	PCT. RANK	GAMES	SCHEDULE	OF SCHEDULE	RPI	RPI	RPI	RPI
DIV. I ONLY	7- 19	290	1- 0	296	329	312	312	31	31	
DIV. I NON-CONF.	3- 7	256	0- 0	185	227	239	239	31	31	

TOTALS	RPI 1-25		RPI 26-50	W-L RECORDS		RPI 51-100	RPI 101-150		RPI 150+	
7- 19	0- 0		0- 2	OVERALL		0- 0	0- 3		7- 14	
4- 7	0- 0		0- 1	HOME		0- 0	0- 2		4- 4	
3- 12	0- 0		0- 1	AWAY		0- 0	0- 1		3- 10	
0- 0	0- 0		0- 0	NEUTRAL		0- 0	0- 0		0- 0	
3- 7	0- 0		0- 2	NON-CONFERENCE		0- 0	0- 3		3- 2	
1- 3	0- 0		0- 1	HOME		0- 0	0- 2		1- 0	
2- 4	0- 0		0- 1	AWAY		0- 0	0- 1		2- 2	
0- 0	0- 0		0- 0	NEUTRAL		0- 0	0- 0		0- 0	
4- 12	0- 0		0- 0	CONFERENCE		0- 0	0- 0		4- 12	
3- 4	0- 0		0- 0	HOME		0- 0	0- 0		3- 4	
1- 8	0- 0		0- 0	AWAY		0- 0	0- 0		1- 8	
0- 0	0- 0		0- 0	NEUTRAL		0- 0	0- 0		0- 0	

RPI 1-25					
RPI	S	Opponent	Score		
26	A	Rutgers	44	73	
31	H	Buffalo	69	82	

RPI 26-50					
RPI	S	Opponent	Score		
26	A	Rutgers	44	73	
31	H	Buffalo	69	82	

RPI 51-100					
RPI	S	Opponent	Score		
112	H	Hartford	52	54	
125	A	Yale	46	58	
138	H	Lehigh	62	88	
189	A	Robert Morris	40	60	
189	H	Robert Morris	57	64	
205	A	Sacred Heart	61	66	
205	H	Sacred Heart	46	73	
216	A	Massachusetts	59	74	
229	A	Saint Francis (PA)	68	83	
229	H	Saint Francis (PA)	73	62	
239	A	Mt. St. Mary's	53	84	
239	H	Mt. St. Mary's	44	61	
244	A	Albany (NY)	60	53	
255	A	St. Francis Brooklyn	58	70	
286	A	Brown	63	68	
299	A	Bryant	60	72	
299	H	Bryant	66	65	
311	A	Wagner	62	70	
311	H	Wagner	63	75	
313	A	Morgan St.	60	36	
321	H	New Hampshire	56	47	
347	A	Fairleigh Dickinson	67	74	
348	A	LIU Brooklyn	72	59	
348	H	LIU Brooklyn	63	57	

Team's RPI: 312					
RPI	S	Opponent	Score		
112	H	Hartford	52	54	
125	A	Yale	46	58	
138	H	Lehigh	62	88	
189	A	Robert Morris	40	60	
189	H	Robert Morris	57	64	
205	A	Sacred Heart	61	66	
205	H	Sacred Heart	46	73	
216	A	Massachusetts	59	74	
229	A	Saint Francis (PA)	68	83	
229	H	Saint Francis (PA)	73	62	
239	A	Mt. St. Mary's	53	84	
239	H	Mt. St. Mary's	44	61	
244	A	Albany (NY)	60	53	
255	A	St. Francis Brooklyn	58	70	
286	A	Brown	63	68	
299	A	Bryant	60	72	
299	H	Bryant	66	65	
311	A	Wagner	62	70	
311	H	Wagner	63	75	
313	A	Morgan St.	60	36	
321	H	New Hampshire	56	47	
347	A	Fairleigh Dickinson	67	74	
348	A	LIU Brooklyn	72	59	
348	H	LIU Brooklyn	63	57	

LAST 12 Division I GAMES:					
348	A	LIU Brooklyn	72	59	
239	H	Mt. St. Mary's	44	61	
205	H	Sacred Heart	46	73	
255	A	St. Francis Brooklyn	58	70	
311	A	Wagner	62	70	
189	A	Robert Morris	40	60	
229	A	Saint Francis (PA)	68	83	
299	H	Bryant	66	65	
348	H	LIU Brooklyn	63	57	
299	A	Bryant	60	72	
189	H	Robert Morris	57	64	
229	H	Saint Francis (PA)	73	62	

Non-Div I Games:

Central Conn. St.

Loss, Non-Conf, S Site, H Home A Away N Neutral

Central Mich.

Through Games Of March 2, 2019

Average RPI Win:	145	WON-LOST	WINNING	LAST 10	STRENGTH OF	OPP. STRENGTH	TEAM	ADJ.	CONF.	ADJ CONF.
Average RPI Loss:	61	RECORD	PCT. RANK	GAMES	SCHEDULE	OF SCHEDULE	RPI	RPI	RPI	RPI
DIV. I ONLY	22- 6	34	1- 0	54	70	25	25	8	8	
DIV. I NON-CONF.	9- 3	61	0- 0	81	6	41	41	9	9	
TOTALS	RPI 1-25	RPI 26-50	W-L RECORDS	RPI 51-100	RPI 101-150	RPI 150+				
22- 6	2- 1	4- 3	OVERALL	1- 1	5- 0	10- 1				
8- 4	1- 1	1- 3	HOME	0- 0	3- 0	3- 0				
13- 1	1- 0	3- 0	AWAY	1- 1	2- 0	6- 0				
1- 1	0- 0	0- 0	NEUTRAL	0- 0	0- 0	1- 1				
9- 3	2- 1	1- 1	NON-CONFERENCE	0- 0	2- 0	4- 1				
3- 2	1- 1	0- 1	HOME	0- 0	1- 0	1- 0				
5- 0	1- 0	1- 0	AWAY	0- 0	1- 0	2- 0				
1- 1	0- 0	0- 0	NEUTRAL	0- 0	0- 0	1- 1				
13- 3	0- 0	3- 2	CONFERENCE	1- 1	3- 0	6- 0				
5- 2	0- 0	1- 2	HOME	0- 0	2- 0	2- 0				
8- 1	0- 0	2- 0	AWAY	1- 1	1- 0	4- 0				
0- 0	0- 0	0- 0	NEUTRAL	0- 0	0- 0	0- 0				

RPI 1-25				RPI 26-50				RPI 51-100				RPI 101+			
RPI	S	Opponent	Score	RPI	S	Opponent	Score	RPI	S	Opponent	Score	RPI	S	Opponent	Score
3	H	Louisville	68 72	28	H	South Dakota St.	71 80	85	A	Toledo	59 62	101	A	Virginia	74 61
17	H	UCF	75 68	31	A	Buffalo	100 95	90	A	Kent St.	82 75	110	A	Northern Ill.	89 66
19	A	Miami (FL)	90 80	31	H	Buffalo	76 65					110	H	Northern Ill.	76 52
				38	A	Ohio	88 70					115	H	Western Ky.	108 90
				38	H	Ohio	75 78					141	H	Akron	94 71
				47	A	Quinnipiac	67 52					161	N	Tulane	57 68
				48	H	Miami (OH)	67 70					171	N	Chattanooga	73 50
												177	A	Vanderbilt	66 57
												211	A	Eastern Mich.	87 60
												211	H	Eastern Mich.	71 61
												217	A	Bowling Green	92 54
												222	A	Ball St.	81 64
												222	H	Ball St.	81 63
												272	A	Western Mich.	87 53
												309	H	Oakland	104 61
												325	A	Iona	82 39
LAST 12 Division I GAMES:															
222	H	Ball St.	81 63	38	H	Ohio	75 78								
211	A	Eastern Mich.	87 60	31	H	Buffalo	76 65								
222	A	Ball St.	81 64	217	A	Bowling Green	92 54								
110	H	Northern Ill.	76 52	211	H	Eastern Mich.	71 61								
31	A	Buffalo	100 95	85	A	Toledo	59 62								
272	A	Western Mich.	87 53	90	A	Kent St.	82 75								

Non-Div I Games:

Central Mich.

■ Loss,
 ■ Non-Conf, S Site,
 ■ Home
 ■ Away
 N Neutral

Charleston So.

Through Games Of March 2, 2019

Average RPI Win:	284	WON-LOST	WINNING	LAST 10	STRENGTH OF	OPP. STRENGTH	TEAM	ADJ.	CONF.	ADJ CONF.
Average RPI Loss:	198	RECORD	PCT. RANK	GAMES	SCHEDULE	OF SCHEDULE	RPI	RPI	RPI	RPI
DIV. I ONLY	7- 17	281	0- 1	258	324	294	294	28	28	
DIV. I NON-CONF.	0- 8	336	0- 0	284	308	349	349	29	29	
TOTALS	RPI 1-25	RPI 26-50	W-L RECORDS	RPI 51-100	RPI 101-150	RPI 150+				
7- 17	0- 0	0- 0	OVERALL	0- 2	0- 2	7- 13				
3- 7	0- 0	0- 0	HOME	0- 1	0- 1	3- 5				
4- 10	0- 0	0- 0	AWAY	0- 1	0- 1	4- 8				
0- 0	0- 0	0- 0	NEUTRAL	0- 0	0- 0	0- 0				
0- 8	0- 0	0- 0	NON-CONFERENCE	0- 1	0- 0	0- 7				
0- 3	0- 0	0- 0	HOME	0- 0	0- 0	0- 3				
0- 5	0- 0	0- 0	AWAY	0- 1	0- 0	0- 4				
0- 0	0- 0	0- 0	NEUTRAL	0- 0	0- 0	0- 0				
7- 9	0- 0	0- 0	CONFERENCE	0- 1	0- 2	7- 6				
3- 4	0- 0	0- 0	HOME	0- 1	0- 1	3- 2				
4- 5	0- 0	0- 0	AWAY	0- 0	0- 1	4- 4				
0- 0	0- 0	0- 0	NEUTRAL	0- 0	0- 0	0- 0				

RPI 1-25			RPI 26-50			RPI 51-100				RPI 101+			Team's RPI: 294				
RPI	S	Opponent	Score	RPI	S	Opponent	Score	RPI	S	Opponent	Score	RPI	S	Opponent	Score		
								88	H	Radford	41	67	119	A	High Point	64	71
								98	A	Georgia	75	83	119	H	High Point	62	69
												153	H	Davidson	34	72	
												160	H	Tennessee Tech	55	77	
												190	A	UNC Asheville	45	62	
												190	H	UNC Asheville	70	59	
												206	A	Campbell	51	52	
												206	H	Campbell	58	60	
												207	A	Hampton	72	57	
												207	H	Hampton	66	74	
												225	A	Florida	60	70	
												228	H	Jacksonville	58	68	
												247	A	Gardner-Webb	65	75	
												247	H	Gardner-Webb	66	58	
												248	A	North Florida	76	82	
												291	A	South Carolina St.	58	67	
												293	A	Winthrop	52	57	
												296	A	Col. of Charleston	52	79	
												330	A	Presbyterian	63	55	
												337	A	USC Upstate	78	75	
												337	H	USC Upstate	74	62	
												339	A	Longwood	81	74	
LAST 12 Division I GAMES:																	
				190	A	UNC Asheville	45	62		190	H	UNC Asheville	70	59			
				247	H	Gardner-Webb	66	58		330	A	Presbyterian	63	55			
				206	A	Campbell	51	52		247	A	Gardner-Webb	65	75			
				207	A	Hampton	72	57		119	A	High Point	64	71			
				119	H	High Point	62	69		337	A	USC Upstate	78	75			
				337	H	USC Upstate	74	62		88	H	Radford	41	67			

Non-Div I Games: Converse 101 50 Columbia (SC) 89 57 Erskine 74 50

Charleston So.

Loss, Non-Conf, S Site, H Home A Away N Neutral

Average RPI Win:	204	WON-LOST	WINNING	LAST 10	STRENGTH OF	OPP. STRENGTH	TEAM	ADJ.	CONF.	ADJ CONF.
Average RPI Loss:	130	RECORD	PCT. RANK	GAMES	SCHEDULE	OF SCHEDULE	RPI	RPI	RPI	RPI
DIV. I ONLY	16- 11	123	1- 0	104	184	117	117	14	14	
DIV. I NON-CONF.	8- 4	91	1- 0	61	276	68	68	17	17	
TOTALS	RPI 1-25	RPI 26-50	W-L RECORDS	RPI 51-100	RPI 101-150	RPI 150+				
16- 11	0- 0	0- 1	OVERALL	3- 1	2- 5	11- 4				
12- 2	0- 0	0- 0	HOME	2- 1	1- 1	9- 0				
3- 9	0- 0	0- 1	AWAY	1- 0	1- 4	1- 4				
1- 0	0- 0	0- 0	NEUTRAL	0- 0	0- 0	1- 0				
8- 4	0- 0	0- 0	NON-CONFERENCE	1- 0	1- 4	6- 0				
6- 1	0- 0	0- 0	HOME	1- 0	0- 1	5- 0				
1- 3	0- 0	0- 0	AWAY	0- 0	1- 3	0- 0				
1- 0	0- 0	0- 0	NEUTRAL	0- 0	0- 0	1- 0				
8- 7	0- 0	0- 1	CONFERENCE	2- 1	1- 1	5- 4				
6- 1	0- 0	0- 0	HOME	1- 1	1- 0	4- 0				
2- 6	0- 0	0- 1	AWAY	1- 0	0- 1	1- 4				
0- 0	0- 0	0- 0	NEUTRAL	0- 0	0- 0	0- 0				

RPI S	Opponent	Score	RPI S	Opponent	Score	RPI S	Opponent	Score	RPI S	Opponent	Score	Team's RPI: 117
29	A Rice	51 61	67	H Middle Tenn.	55 62	101	A Virginia	61 65				
			69	H Wright St.	88 85	103	H UAB	60 56				
			89	A Old Dominion	60 53	110	A Fordham	64 71				
			89	H Old Dominion	69 59	115	A Western Ky.	58 76				
						136	A Mercer	40 57				
						138	A Lehigh	62 60				
						139	H Wake Forest	43 69				
						153	H Davidson	78 66				
						167	A Louisiana Tech	51 88				
						182	A North Texas	63 68				
						187	A Southern Miss.	54 65				
						190	H UNC Asheville	70 53				
						199	A Marshall	62 63				
						208	N Liberty	63 61				
						209	H East Carolina	52 46				
						224	H Bethune-Cookman	73 69				
						267	H Wofford	85 63				
						274	H UTEP	62 39				
						304	H Fla. Atlantic	68 47				
						308	H UTSA	66 54				
						316	A FIU	62 53				
						316	H FIU	69 54				
LAST 12 Division I GAMES:												
138	A Lehigh	62 60	182	A North Texas	63 68							
316	A FIU	62 53	29	A Rice	51 61							
89	A Old Dominion	60 53	274	H UTEP	62 39							
89	H Old Dominion	69 59	308	H UTSA	66 54							
103	H UAB	60 56	167	A Louisiana Tech	51 88							
67	H Middle Tenn.	55 62	187	A Southern Miss.	54 65							

Non-Div I Games:

Charlotte

Chattanooga

Through Games Of March 2, 2019

Average RPI Win:	242	WON-LOST	WINNING	LAST 10	STRENGTH OF	OPP. STRENGTH	TEAM	ADJ.	CONF.	ADJ CONF.
Average RPI Loss:	111	RECORD	PCT. RANK	GAMES	SCHEDULE	OF SCHEDULE	RPI	RPI	RPI	RPI
DIV. I ONLY	12- 16	211	1- 0	72	215	171	171	27	27	
DIV. I NON-CONF.	4- 10	264	1- 0	2	60	90	90	24	24	
TOTALS	RPI 1-25	RPI 26-50	W-L RECORDS	RPI 51-100	RPI 101-150	RPI 150+				
12- 16	0- 4	0- 1	OVERALL	1- 3	0- 4	11- 4				
7- 6	0- 2	0- 1	HOME	0- 1	0- 2	7- 0				
3- 8	0- 1	0- 0	AWAY	0- 1	0- 2	3- 4				
2- 2	0- 1	0- 0	NEUTRAL	1- 1	0- 0	1- 0				
4- 10	0- 4	0- 1	NON-CONFERENCE	1- 3	0- 2	3- 0				
1- 5	0- 2	0- 1	HOME	0- 1	0- 1	1- 0				
1- 3	0- 1	0- 0	AWAY	0- 1	0- 1	1- 0				
2- 2	0- 1	0- 0	NEUTRAL	1- 1	0- 0	1- 0				
8- 6	0- 0	0- 0	CONFERENCE	0- 0	0- 2	8- 4				
6- 1	0- 0	0- 0	HOME	0- 0	0- 1	6- 0				
2- 5	0- 0	0- 0	AWAY	0- 0	0- 1	2- 4				
0- 0	0- 0	0- 0	NEUTRAL	0- 0	0- 0	0- 0				

RPI S	Opponent	Score	RPI S	Opponent	Score	RPI S	Opponent	Score	RPI S	Opponent	Score	Team's RPI: 171
3	H Louisville	49 75	28	H South Dakota St.	54 71	57	N Maine	66 61	109	A Northern Colo.	65 68	
8	H NC State	58 78				59	A Virginia Tech	59 74	123	H UT Martin	79 81	
17	A UCF	37 75				60	H Belmont	51 67	136	A Mercer	58 65	
25	N Central Mich.	50 73				67	N Middle Tenn.	47 58	136	H Mercer	56 62	
									178	N Saint Louis	71 61	
									201	A Furman	54 61	
									201	H Furman	73 53	
									207	A Hampton	58 50	
									208	H Liberty	75 60	
									231	A ETSU	54 64	
									231	H ETSU	76 67	
									267	A Wofford	60 64	
									267	H Wofford	89 82	
									283	A Samford	73 63	
									283	H Samford	61 56	
									306	A UNC Greensboro	49 53	
									306	H UNC Greensboro	64 54	
									340	A Western Caro.	65 50	
									340	H Western Caro.	72 58	
LAST 12 Division I GAMES:												
57	N Maine	66 61	201	A Furman	54 61							
340	A Western Caro.	65 50	231	A ETSU	54 64							
306	A UNC Greensboro	49 53	306	H UNC Greensboro	64 54							
136	H Mercer	56 62	340	H Western Caro.	72 58							
283	H Samford	61 56	283	A Samford	73 63							
267	A Wofford	60 64	136	A Mercer	58 65							

Non-Div I Games: Lee

61 55

Chattanooga

■ Loss,
 ■ Non-Conf,
 ■ S Site,
 ■ Home
 ■ Away
 N Neutral

Through Games of March 17, 2019				Through Games of March 17, 2019						
Average RPI Win:	340	WON-LOST	WINNING	LAST 10	STRENGTH OF	OPP. STRENGTH	TEAM	ADJ.	CONF.	ADJ CONF.
Average RPI Loss:	225	RECORD	PCT. RANK	GAMES	SCHEDULE	OF SCHEDULE	RPI	RPI	RPI	RPI
DIV. I ONLY	2- 26	349	0- 1	304	338	350	350	30	30	
DIV. I NON-CONF.	0- 13	336	0- 0	241	317	344	344	30	30	
TOTALS	RPI 1-25	RPI 26-50	W-L RECORDS	RPI 51-100	RPI 101-150	RPI 150+				
2- 26	0- 0	0- 0	OVERALL	0- 0	0- 6	2- 20				
2- 11	0- 0	0- 0	HOME	0- 0	0- 2	2- 9				
0- 14	0- 0	0- 0	AWAY	0- 0	0- 4	0- 10				
0- 1	0- 0	0- 0	NEUTRAL	0- 0	0- 0	0- 1				
0- 13	0- 0	0- 0	NON-CONFERENCE	0- 0	0- 4	0- 9				
0- 5	0- 0	0- 0	HOME	0- 0	0- 1	0- 4				
0- 7	0- 0	0- 0	AWAY	0- 0	0- 3	0- 4				
0- 1	0- 0	0- 0	NEUTRAL	0- 0	0- 0	0- 1				
2- 13	0- 0	0- 0	CONFERENCE	0- 0	0- 2	2- 11				
2- 6	0- 0	0- 0	HOME	0- 0	0- 1	2- 5				
0- 7	0- 0	0- 0	AWAY	0- 0	0- 1	0- 6				
0- 0	0- 0	0- 0	NEUTRAL	0- 0	0- 0	0- 0				

[illegible]

Non-Div I Games:

Chicago St.

Loss, Non-Conf, S Site, H Home A Away N Neutral

RPI	S	Opponent	Score
344	A	Seattle U	54 90
344	H	Seattle U	64 61

C
h
i
c
a
g
o
s
t
.

C
h
i
c
a
g
o
s
t
.

Chicago St.

Average RPI Win: 188	WON-LOST	WINNING	LAST 10	STRENGTH OF	OPP. STRENGTH	TEAM	ADJ.	CONF.	ADJ CONF.
Average RPI Loss: 83	RECORD	PCT. RANK	GAMES	SCHEDULE	OF SCHEDULE	RPI	RPI	RPI	RPI
DIV. I ONLY	19- 9	79	1- 0	129	87	82	82	9	9
DIV. I NON-CONF.	8- 5	119	0- 0	198	141	143	143	8	8
TOTALS	RPI 1-25	RPI 26-50	W-L RECORDS	RPI 51-100	RPI 101-150	RPI 150+			
19- 9	0- 3	0- 1	OVERALL	2- 2	3- 1	14- 2			
14- 2	0- 1	0- 0	HOME	2- 1	2- 0	10- 0			
5- 7	0- 2	0- 1	AWAY	0- 1	1- 1	4- 2			
0- 0	0- 0	0- 0	NEUTRAL	0- 0	0- 0	0- 0			
8- 5	0- 0	0- 1	NON-CONFERENCE	1- 2	1- 1	6- 1			
7- 1	0- 0	0- 0	HOME	1- 1	1- 0	5- 0			
1- 4	0- 0	0- 1	AWAY	0- 1	0- 1	1- 1			
0- 0	0- 0	0- 0	NEUTRAL	0- 0	0- 0	0- 0			
11- 4	0- 3	0- 0	CONFERENCE	1- 0	2- 0	8- 1			
7- 1	0- 1	0- 0	HOME	1- 0	1- 0	5- 0			
4- 3	0- 2	0- 0	AWAY	0- 0	1- 0	3- 1			
0- 0	0- 0	0- 0	NEUTRAL	0- 0	0- 0	0- 0			

RPI 1-25				RPI 26-50				RPI 51-100 Team's RPI: 82				RPI 101+			
RPI	S	Opponent	Score	RPI	S	Opponent	Score	RPI	S	Opponent	Score	RPI	S	Opponent	Score
6	A	UConn	38 82	48	A	Miami (OH)	65 78	75	A	Ohio St.	56 69	122	A	Pittsburgh	48 65
6	H	UConn	55 65					89	H	Old Dominion	72 76	125	H	Yale	66 52
17	A	UCF	55 56					92	H	Houston	68 57	127	A	South Fla.	57 56
								99	H	VCU	66 54	127	H	South Fla.	57 43
												162	A	Tulsa	70 50
												162	H	Tulsa	74 47
												165	A	Temple	70 78
												165	H	Temple	72 52
												178	A	Saint Louis	51 50
												193	H	Xavier	79 61
												204	H	SMU	69 57
												209	A	East Carolina	68 57
												218	A	Memphis	89 69
												218	H	Memphis	80 56
												219	H	Howard	85 51
												222	A	Ball St.	63 75
												231	H	ETSU	77 64
												253	H	Wichita St.	82 54
												259	H	Austin Peay	69 48
												328	H	Lipscomb	71 55
LAST 12 Division I GAMES:															
127	H	South Fla.	57 43	6	H	UConn	55 65	127	A	South Fla.	57 56				
209	A	East Carolina	68 57					218	H	Memphis	80 56				
162	H	Tulsa	74 47					92	H	Houston	68 57				
165	A	Temple	70 78					162	A	Tulsa	70 50				
218	A	Memphis	89 69					165	H	Temple	72 52				
253	H	Wichita St.	82 54												

Non-Div I Games:

Cincinnati

Average RPI Win:	132	WON-LOST	WINNING	LAST 10	STRENGTH OF	OPP. STRENGTH	TEAM	ADJ.	CONF.	ADJ CONF.
Average RPI Loss:	51	RECORD	PCT. RANK	GAMES	SCHEDULE	OF SCHEDULE	RPI	RPI	RPI	RPI
DIV. I ONLY	18- 11	105	1- 0	38	15	53	53	1	1	
DIV. I NON-CONF.	9- 4	85	1- 0	170	101	116	116	1	1	
TOTALS	RPI 1-25	RPI 26-50	W-L RECORDS	RPI 51-100	RPI 101-150	RPI 150+				
18- 11	3- 5	1- 2	OVERALL	2- 2	7- 0	5- 2				
12- 5	1- 3	1- 1	HOME	2- 0	3- 0	5- 1				
5- 5	2- 2	0- 1	AWAY	0- 1	3- 0	0- 1				
1- 1	0- 0	0- 0	NEUTRAL	0- 1	1- 0	0- 0				
9- 4	0- 1	0- 0	NON-CONFERENCE	1- 1	3- 0	5- 2				
8- 1	0- 0	0- 0	HOME	1- 0	2- 0	5- 1				
0- 2	0- 1	0- 0	AWAY	0- 0	0- 0	0- 1				
1- 1	0- 0	0- 0	NEUTRAL	0- 1	1- 0	0- 0				
9- 7	3- 4	1- 2	CONFERENCE	1- 1	4- 0	0- 0				
4- 4	1- 3	1- 1	HOME	1- 0	1- 0	0- 0				
5- 3	2- 1	0- 1	AWAY	0- 1	3- 0	0- 0				
0- 0	0- 0	0- 0	NEUTRAL	0- 0	0- 0	0- 0				

RPI S	Opponent	Score	RPI S	Opponent	Score	RPI S	Opponent	Score	RPI S	Opponent	Score
1	H Notre Dame	63 101	34	H North Carolina	64 70	59	H Virginia Tech	73 66	101	H Virginia	71 65
3	H Louisville	44 76	44	A Georgia Tech	53 75	60	H Belmont	65 62	119	H High Point	83 64
8	A NC State	51 54	44	H Georgia Tech	71 61	63	N Tennessee	66 78	120	A Boston College	91 58
10	H Syracuse	75 84				84	A Duke	59 63	122	A Pittsburgh	65 59
15	A South Carolina	57 69							134	N Oklahoma	74 62
19	A Miami (FL)	76 67							139	A Wake Forest	69 53
23	A Florida St.	57 45							150	H Appalachian St.	87 48
23	H Florida St.	73 68							151	A Alabama	56 76
									153	H Davidson	80 90
									199	H Marshall	68 54
									210	H Illinois	69 67
									258	H Rhode Island	80 67
									267	H Wofford	85 77
									328	H Lipscomb	68 26
LAST 12 Division I GAMES:											
134	N Oklahoma	74 62	34	H North Carolina	64 70	139	A Wake Forest	69 53			
84	A Duke	59 63	3	H Louisville	44 76	1	H Notre Dame	63 101			
59	H Virginia Tech	73 66	8	A NC State	51 54	122	A Pittsburgh	65 59			
44	A Georgia Tech	53 75									
120	A Boston College	91 58									
23	H Florida St.	73 68									

Non-Div I Games:

Clemson

■ Loss,
 ■ Non-Conf, S Site,
 ■ Home
 ■ Away
 N Neutral

Cleveland St.

Through Games Of March 2, 2019

Average RPI Win:	294	WON-LOST	WINNING	LAST 10	STRENGTH OF	OPP. STRENGTH	TEAM	ADJ.	CONF.	ADJ CONF.
Average RPI Loss:	144	RECORD	PCT. RANK	GAMES	SCHEDULE	OF SCHEDULE	RPI	RPI	RPI	RPI
DIV. I ONLY	8- 19	278	0- 1	219	235	284	284	20	20	
DIV. I NON-CONF.	1- 8	322	0- 0	137	225	305	305	18	18	
TOTALS	RPI 1-25	RPI 26-50	W-L RECORDS	RPI 51-100	RPI 101-150	RPI 150+				
8- 19	0- 0	0- 1	OVERALL	0- 5	0- 4	8- 9				
5- 7	0- 0	0- 0	HOME	0- 3	0- 2	5- 2				
3- 11	0- 0	0- 1	AWAY	0- 2	0- 2	3- 6				
0- 1	0- 0	0- 0	NEUTRAL	0- 0	0- 0	0- 1				
1- 8	0- 0	0- 1	NON-CONFERENCE	0- 1	0- 0	1- 6				
1- 2	0- 0	0- 0	HOME	0- 1	0- 0	1- 1				
0- 5	0- 0	0- 1	AWAY	0- 0	0- 0	0- 4				
0- 1	0- 0	0- 0	NEUTRAL	0- 0	0- 0	0- 1				
7- 11	0- 0	0- 0	CONFERENCE	0- 4	0- 4	7- 3				
4- 5	0- 0	0- 0	HOME	0- 2	0- 2	4- 1				
3- 6	0- 0	0- 0	AWAY	0- 2	0- 2	3- 2				
0- 0	0- 0	0- 0	NEUTRAL	0- 0	0- 0	0- 0				

RPI S	Opponent	Score	RPI S	Opponent	Score	RPI S	Opponent	Score	RPI S	Opponent	Score	Team's RPI: 284
38	A Ohio	54 72	69	A Wright St.	52 78	118	A Youngstown St.	55 73				
			69	H Wright St.	65 70	118	H Youngstown St.	61 74				
			72	A Green Bay	53 62	129	A IUPUI	36 64				
			72	H Green Bay	63 76	129	H IUPUI	50 75				
			85	H Toledo	60 65	157	H Bradley	65 67				
						159	H Illinois St.	67 63				
						161	N Tulane	72 81				
						194	A Milwaukee	53 59				
						194	H Milwaukee	60 78				
						199	A Marshall	64 86				
						211	A Eastern Mich.	63 69				
						222	A Ball St.	62 67				
						237	A Northern Ky.	55 74				
						237	H Northern Ky.	76 47				
						269	A San Diego	82 83				
						309	A Oakland	64 62				
						309	H Oakland	98 90				
						333	A Detroit Mercy	67 49				
						333	H Detroit Mercy	67 51				
						336	A UIC	74 48				
						336	H UIC	71 53				
LAST 12 Division I GAMES:												
118	H Youngstown St.	61 74	336	A UIC	74 48							
237	A Northern Ky.	55 74	309	H Oakland	98 90							
69	A Wright St.	52 78	333	H Detroit Mercy	67 51							
72	H Green Bay	63 76	118	A Youngstown St.	55 73							
194	H Milwaukee	60 78	69	H Wright St.	65 70							
129	A IUPUI	36 64	237	H Northern Ky.	76 47							

Non-Div I Games: Lake Erie 79 49 Salem (WV) 113 81

Cleveland St.

Loss, Non-Conf, S Site, H Home A Away N Neutral

Average RPI Win:	247	WON-LOST	WINNING	LAST 10	STRENGTH OF	OPP. STRENGTH	TEAM	ADJ.	CONF.	ADJ CONF.
Average RPI Loss:	115	RECORD	PCT. RANK	GAMES	SCHEDULE	OF SCHEDULE	RPI	RPI	RPI	RPI
DIV. I ONLY	14- 11	142	0- 1	212	197	174	174	12	12	
DIV. I NON-CONF.	6- 3	91	0- 0	282	295	167	167	14	14	
TOTALS	RPI 1-25	RPI 26-50	W-L RECORDS	RPI 51-100	RPI 101-150	RPI 150+				
14- 11	0- 0	0- 2	OVERALL	0- 4	2- 3	12- 2				
8- 5	0- 0	0- 0	HOME	0- 3	1- 1	7- 1				
6- 4	0- 0	0- 0	AWAY	0- 1	1- 2	5- 1				
0- 2	0- 0	0- 2	NEUTRAL	0- 0	0- 0	0- 0				
6- 3	0- 0	0- 2	NON-CONFERENCE	0- 0	0- 1	6- 0				
4- 0	0- 0	0- 0	HOME	0- 0	0- 0	4- 0				
2- 1	0- 0	0- 0	AWAY	0- 0	0- 1	2- 0				
0- 2	0- 0	0- 2	NEUTRAL	0- 0	0- 0	0- 0				
8- 8	0- 0	0- 0	CONFERENCE	0- 4	2- 2	6- 2				
4- 5	0- 0	0- 0	HOME	0- 3	1- 1	3- 1				
4- 3	0- 0	0- 0	AWAY	0- 1	1- 1	3- 1				
0- 0	0- 0	0- 0	NEUTRAL	0- 0	0- 0	0- 0				

RPI 1-25			RPI 26-50			RPI 51-100			RPI 101+ Team's RPI: 174		
RPI	S	Opponent	Score	RPI	S	Opponent	Score	RPI	S	Opponent	Score
				29	N	Rice	52 56	71	H	Little Rock	47 60
				50	N	Auburn	78 84	76	A	UT Arlington	53 79
								76	H	UT Arlington	64 67
								93	H	Troy	81 82
LAST 12 Division I GAMES:											
305	H	La.-Monroe	57 60	76	H	UT Arlington	64 67	108	H	South Alabama	78 88
262	H	Louisiana	67 62	262	A	Louisiana	76 58	132	A	Georgia St.	67 62
132	A	Georgia St.	67 62	305	A	La.-Monroe	79 54	149	A	UC Riverside	43 62
287	A	Ga. Southern	76 73	183	H	Arkansas St.	88 72	150	A	Appalachian St.	53 67
150	H	Appalachian St.	74 66	71	H	Little Rock	47 60	150	H	Appalachian St.	74 66
163	H	Texas St.	77 70	150	A	Appalachian St.	53 67	163	A	Texas St.	58 73
								163	H	Texas St.	77 70
								217	H	Bowling Green	81 80
								218	H	Memphis	90 71
								262	A	Louisiana	76 58
								262	H	Louisiana	67 62
								287	A	Ga. Southern	76 73
								291	H	South Carolina St.	57 44
								305	A	La.-Monroe	79 54
								305	H	La.-Monroe	57 60
								306	A	UNC Greensboro	78 71
								337	A	N.C. Central	89 66
								340	H	Western Caro.	77 59

Non-Div I Games: N.C. Wesleyan 126 65 Meredith 128 39

Coastal Caro.

■ Loss,
 ■ Non-Conf,
 ■ S Site,
 ■ H Home
 ■ A Away
 N Neutral

Average RPI Win:	240	WON-LOST	WINNING	LAST 10	STRENGTH OF	OPP. STRENGTH	TEAM	ADJ.	CONF.	ADJ CONF.
Average RPI Loss:	164	RECORD	PCT. RANK	GAMES	SCHEDULE	OF SCHEDULE	RPI	RPI	RPI	RPI
DIV. I ONLY	6- 20	305	0- 1	180	231	296	296	10	10	
DIV. I NON-CONF.	3- 7	256	0- 0	303	351	330	330	10	10	
TOTALS	RPI 1-25	RPI 26-50	W-L RECORDS	RPI 51-100	RPI 101-150	RPI 150+				
6- 20	0- 0	0- 2	OVERALL	0- 2	0- 7	6- 9				
4- 9	0- 0	0- 1	HOME	0- 1	0- 3	4- 4				
2- 11	0- 0	0- 1	AWAY	0- 1	0- 4	2- 5				
0- 0	0- 0	0- 0	NEUTRAL	0- 0	0- 0	0- 0				
3- 7	0- 0	0- 0	NON-CONFERENCE	0- 0	0- 1	3- 6				
2- 3	0- 0	0- 0	HOME	0- 0	0- 0	2- 3				
1- 4	0- 0	0- 0	AWAY	0- 0	0- 1	1- 3				
0- 0	0- 0	0- 0	NEUTRAL	0- 0	0- 0	0- 0				
3- 13	0- 0	0- 2	CONFERENCE	0- 2	0- 6	3- 3				
2- 6	0- 0	0- 1	HOME	0- 1	0- 3	2- 1				
1- 7	0- 0	0- 1	AWAY	0- 1	0- 3	1- 2				
0- 0	0- 0	0- 0	NEUTRAL	0- 0	0- 0	0- 0				















































































RPI S	Opponent	Score	RPI S	Opponent	Score	RPI S	Opponent	Score	RPI S	Opponent	Score	Team's RPI: 296
36	A James Madison	35 76	74	A Drexel	53 76	106	A Towson	61 87				
36	H James Madison	50 91	74	H Drexel	42 65	106	H Towson	61 77				
						107	H Northeastern	56 87				
						124	A UNCW	49 71				
						146	A Delaware	50 74				
						146	H Delaware	60 72				
						150	A Appalachian St.	66 80				
						154	A William & Mary	66 54				
						154	H William & Mary	79 77				
						201	H Furman	67 70				
						206	A Campbell	65 66				
						213	A George Mason	52 66				
						220	A Hofstra	49 68				
						220	H Hofstra	70 62				
						221	A Elon	68 76				
						221	H Elon	52 72				
						267	A Wofford	58 78				
						291	H South Carolina St.	75 51				
						293	H Winthrop	64 71				
						294	H Charleston So.	79 52				
						328	A Lipscomb	65 63				
						330	H Presbyterian	65 71				
LAST 12 Division I GAMES:												
220	A Hofstra	49 68	154	H William & Mary	79 77							
74	H Drexel	42 65	220	H Hofstra	70 62							
146	H Delaware	60 72	107	H Northeastern	56 87							
106	A Towson	61 87	146	A Delaware	50 74							
36	A James Madison	35 76	74	A Drexel	53 76							
221	H Elon	52 72	36	H James Madison	50 91							

Non-Div I Games: North Greenville 95 62

Col. of Charleston




■ Loss,
 ■ Non-Conf, S Site,
 ■ Home
 ■ Away
 N Neutral

Average RPI Win: 273	WON-LOST	WINNING	LAST 10	STRENGTH OF	OPP. STRENGTH	TEAM	ADJ.	CONF.	ADJ CONF.
Average RPI Loss: 166	RECORD	PCT. RANK	GAMES	SCHEDULE	OF SCHEDULE	RPI	RPI	RPI	RPI
DIV. I ONLY	11- 16	225	0- 1	256	259	251	251	18	18
DIV. I NON-CONF.	4- 6	212	0- 0	330	338	303	303	21	21
TOTALS	RPI 1-25	RPI 26-50	W-L RECORDS	RPI 51-100	RPI 101-150	RPI 150+			
11- 16	0- 0	0- 2	OVERALL	0- 2	0- 4	11- 8			
6- 7	0- 0	0- 1	HOME	0- 1	0- 1	6- 4			
5- 9	0- 0	0- 1	AWAY	0- 1	0- 3	5- 4			
0- 0	0- 0	0- 0	NEUTRAL	0- 0	0- 0	0- 0			
4- 6	0- 0	0- 0	NON-CONFERENCE	0- 0	0- 2	4- 4			
3- 1	0- 0	0- 0	HOME	0- 0	0- 0	3- 1			
1- 5	0- 0	0- 0	AWAY	0- 0	0- 2	1- 3			
0- 0	0- 0	0- 0	NEUTRAL	0- 0	0- 0	0- 0			
7- 10	0- 0	0- 2	CONFERENCE	0- 2	0- 2	7- 4			
3- 6	0- 0	0- 1	HOME	0- 1	0- 1	3- 3			
4- 4	0- 0	0- 1	AWAY	0- 1	0- 1	4- 1			
0- 0	0- 0	0- 0	NEUTRAL	0- 0	0- 0	0- 0			

RPI S	Opponent	Score	RPI S	Opponent	Score	RPI S	Opponent	Score	RPI S	Opponent	Score	Team's RPI: 251
			41  Bucknell	58  76		77  American	57  76		116  Dayton	58  67		
			41  Bucknell	62  90		77  American	66  71		125  Yale	61  80		
									138  Lehigh	58  86		
									138  Lehigh	63  75		
									152  Boston U.	81  72		
									152  Boston U.	53  61		
									186  Holy Cross	70  67		
									186  Holy Cross	67  80		
									213  George Mason	61  64		
									245  Columbia	84  71		
									249  Navy	52  67		
									249  Navy	49  62		
									265  Niagara	69  74		
									266  Siena	53  55		
									281  Canisius	67  53		
									285  Army West Point	70  58		
									285  Army West Point	85  80		
									289  Loyola Maryland	58  47		
									289  Loyola Maryland	73  64		
									322  UMass Lowell	61  52		
									326  NJIT	53  71		
									327  Lafayette	60  49		
									347  Fairleigh Dickinson	71  52		
LAST 12 Division I GAMES:												
			186  Holy Cross	67  80		249  Navy	52  67					
			285  Army West Point	85  80		77  American	66  71					
			289  Loyola Maryland	58  47		285  Army West Point	70  58					
			138  Lehigh	63  75		289  Loyola Maryland	73  64					
			41  Bucknell	58  76		138  Lehigh	58  86					
			152  Boston U.	53  61		41  Bucknell	62  90					

Non-Div I Games:

Colgate

 Loss,
  Non-Conf, S Site,
  Home
  Away
 N Neutral

Colorado

Through Games Of March 2, 2019

Average RPI Win:	178	WON-LOST	WINNING	LAST 10	STRENGTH OF	OPP. STRENGTH	TEAM	ADJ.	CONF.	ADJ CONF.
Average RPI Loss:	61	RECORD	PCT. RANK	GAMES	SCHEDULE	OF SCHEDULE	RPI	RPI	RPI	RPI
DIV. I ONLY	12- 16	211	0- 1	85	28	169	169	2	2	
DIV. I NON-CONF.	10- 1	17	0- 0	205	143	38	38	2	2	
TOTALS	RPI 1-25	RPI 26-50	W-L RECORDS	RPI 51-100	RPI 101-150	RPI 150+				
12- 16	0- 6	2- 3	OVERALL	0- 4	3- 1	7- 2				
10- 7	0- 2	2- 2	HOME	0- 2	3- 0	5- 1				
1- 9	0- 4	0- 1	AWAY	0- 2	0- 1	1- 1				
1- 0	0- 0	0- 0	NEUTRAL	0- 0	0- 0	1- 0				
10- 1	0- 1	1- 0	NON-CONFERENCE	0- 0	2- 0	7- 0				
8- 0	0- 0	1- 0	HOME	0- 0	2- 0	5- 0				
1- 1	0- 1	0- 0	AWAY	0- 0	0- 0	1- 0				
1- 0	0- 0	0- 0	NEUTRAL	0- 0	0- 0	1- 0				
2- 15	0- 5	1- 3	CONFERENCE	0- 4	1- 1	0- 2				
2- 7	0- 2	1- 2	HOME	0- 2	1- 0	0- 1				
0- 8	0- 3	0- 1	AWAY	0- 2	0- 1	0- 1				
0- 0	0- 0	0- 0	NEUTRAL	0- 0	0- 0	0- 0				

RPI	S	Opponent	Score	RPI	S	Opponent	Score	RPI	S	Opponent	Score	RPI	S	Opponent	Score	Team's RPI: 169
4	H	Stanford	69 80	30	H	UCLA	60 64	68	A	Utah	59 78	105	H	Pepperdine	80 65	
5	A	Oregon	43 102	34	H	North Carolina	86 74	68	H	Utah	61 76	109	H	Northern Colo.	77 69	
16	A	Arizona St.	49 66	39	H	California	60 80	86	A	Arizona	51 63	143	A	Washington St.	48 74	
16	H	Arizona St.	70 76	45	A	Southern California	77 84	86	H	Arizona	67 69	143	H	Washington St.	72 61	
19	A	Miami (FL)	58 73	45	H	Southern California	81 76					166	A	Washington	58 68	
20	A	Oregon St.	65 89									166	H	Washington	46 60	
												173	N	Utah St.	78 68	
												191	H	Prairie View	79 38	
												241	A	Nevada	65 52	
												249	H	Navy	59 43	
												263	H	Colorado St.	59 40	
												283	H	Samford	81 39	
												302	H	San Jose St.	76 64	
LAST 12 Division I GAMES:																
45	A	Southern California	77 84	30	H	UCLA	60 64									
166	H	Washington	46 60	5	A	Oregon	43 102									
143	H	Washington St.	72 61	20	A	Oregon St.	65 89									
86	A	Arizona	51 63	39	H	California	60 80									
16	A	Arizona St.	49 66	4	H	Stanford	69 80									
45	H	Southern California	81 76	68	A	Utah	59 78									

Non-Div I Games:

Colorado

Loss, Non-Conf, S Site, H Home A Away N Neutral

Colorado St.

Through Games Of March 2, 2019

Average RPI Win: 223	WON-LOST	WINNING	LAST 10	STRENGTH OF	OPP. STRENGTH	TEAM	ADJ.	CONF.	ADJ CONF.
Average RPI Loss: 124	RECORD	PCT. RANK	GAMES	SCHEDULE	OF SCHEDULE	RPI	RPI	RPI	RPI
DIV. I ONLY	6- 19	304	0- 1	70	152	263	263	15	15
DIV. I NON-CONF.	4- 5	190	0- 0	33	136	155	155	13	13
TOTALS	RPI 1-25	RPI 26-50	W-L RECORDS	RPI 51-100	RPI 101-150	RPI 150+			
6- 19	0- 2	0- 1	OVERALL	0- 8	0- 1	6- 7			
6- 9	0- 1	0- 0	HOME	0- 4	0- 1	6- 3			
0- 10	0- 1	0- 1	AWAY	0- 4	0- 0	0- 4			
0- 0	0- 0	0- 0	NEUTRAL	0- 0	0- 0	0- 0			
4- 5	0- 2	0- 1	NON-CONFERENCE	0- 0	0- 1	4- 1			
4- 2	0- 1	0- 0	HOME	0- 0	0- 1	4- 0			
0- 3	0- 1	0- 1	AWAY	0- 0	0- 0	0- 1			
0- 0	0- 0	0- 0	NEUTRAL	0- 0	0- 0	0- 0			
2- 14	0- 0	0- 0	CONFERENCE	0- 8	0- 0	2- 6			
2- 7	0- 0	0- 0	HOME	0- 4	0- 0	2- 3			
0- 7	0- 0	0- 0	AWAY	0- 4	0- 0	0- 3			
0- 0	0- 0	0- 0	NEUTRAL	0- 0	0- 0	0- 0			

RPI 1-25				RPI 26-50				RPI 51-100				RPI 101+ Team's RPI: 263			
RPI	S	Opponent	Score	RPI	S	Opponent	Score	RPI	S	Opponent	Score	RPI	S	Opponent	Score
13	A	Gonzaga	39 50	33	A	BYU	42 51	54	A	New Mexico	58 70	109	H	Northern Colo.	47 53
16	H	Arizona St.	39 70					54	H	New Mexico	56 79	158	H	Denver	84 79
								56	A	Wyoming	32 56	169	A	Colorado	40 59
								56	H	Wyoming	49 60	173	H	Utah St.	53 72
								58	A	Boise St.	57 70	196	H	UNLV	52 49
								58	H	Boise St.	63 72	203	H	Cornell	56 53
								91	A	Fresno St.	54 57	241	A	Nevada	57 68
								91	H	Fresno St.	55 66	241	H	Nevada	38 62
												243	H	Northern Ariz.	65 54
												248	H	North Florida	61 59
												252	A	San Diego St.	45 54
												292	A	Air Force	48 63
												292	H	Air Force	55 48
												302	H	San Jose St.	70 78
LAST 12 Division I GAMES:															
54	H	New Mexico	56 79	241	A	Nevada	57 68								
58	H	Boise St.	63 72	292	H	Air Force	55 48								
56	A	Wyoming	32 56	58	A	Boise St.	57 70								
302	H	San Jose St.	70 78	91	A	Fresno St.	54 57								
252	A	San Diego St.	45 54	241	H	Nevada	38 62								
56	H	Wyoming	49 60	173	H	Utah St.	53 72								

Non-Div I Games: Chadron St. 91 38 Eastern N.M. 72 46

Colorado St.

Loss, Non-Conf, S Site, H Home A Away N Neutral

Average RPI Win:	214	WON-LOST	WINNING	LAST 10	STRENGTH OF	OPP. STRENGTH	TEAM	ADJ.	CONF.	ADJ CONF.
Average RPI Loss:	153	RECORD	PCT. RANK	GAMES	SCHEDULE	OF SCHEDULE	RPI	RPI	RPI	RPI
DIV. I ONLY	8- 17	270	0- 1	139	187	245	245	11	11	
DIV. I NON-CONF.	4- 9	252	0- 0	218	271	262	262	11	11	
TOTALS	RPI 1-25	RPI 26-50	W-L RECORDS	RPI 51-100	RPI 101-150	RPI 150+				
8- 17	0- 0	0- 0	OVERALL	1- 5	1- 4	6- 8				
5- 7	0- 0	0- 0	HOME	1- 3	0- 1	4- 3				
3- 10	0- 0	0- 0	AWAY	0- 2	1- 3	2- 5				
0- 0	0- 0	0- 0	NEUTRAL	0- 0	0- 0	0- 0				
4- 9	0- 0	0- 0	NON-CONFERENCE	0- 1	1- 2	3- 6				
2- 3	0- 0	0- 0	HOME	0- 1	0- 0	2- 2				
2- 6	0- 0	0- 0	AWAY	0- 0	1- 2	1- 4				
0- 0	0- 0	0- 0	NEUTRAL	0- 0	0- 0	0- 0				
4- 8	0- 0	0- 0	CONFERENCE	1- 4	0- 2	3- 2				
3- 4	0- 0	0- 0	HOME	1- 2	0- 1	2- 1				
1- 4	0- 0	0- 0	AWAY	0- 2	0- 1	1- 1				
0- 0	0- 0	0- 0	NEUTRAL	0- 0	0- 0	0- 0				

RPI S	Opponent	Score	RPI S	Opponent	Score	RPI S	Opponent	Score	RPI S	Opponent	Score	Team's RPI: 245
						55	A Princeton	59 65	110	A Fordham	49 68	
						55	H Princeton	64 79	120	A Boston College	60 74	
						61	A Penn	56 79	125	A Yale	61 69	
						61	H Penn	60 72	125	H Yale	54 67	
						87	H Harvard	75 65	136	A Mercer	72 68	
						92	H Houston	72 83	194	A Milwaukee	65 78	
									197	H Dartmouth	69 70	
									203	A Cornell	51 60	
									203	H Cornell	65 57	
									207	H Hampton	88 63	
									210	A Illinois	69 76	
									220	A Hofstra	65 63	
									236	A Saint Joseph's	61 68	
									244	H Albany (NY)	58 62	
									251	A Colgate	71 84	
									261	H Cal St. Fullerton	58 61	
									285	H Army West Point	70 49	
									286	A Brown	83 81	
									286	H Brown	93 62	
LAST 12 Division I GAMES:												
125	H Yale	54 67	197	H Dartmouth	69 70							
286	H Brown	93 62	87	H Harvard	75 65							
55	A Princeton	59 65	61	H Penn	60 72							
61	A Penn	56 79	55	H Princeton	64 79							
286	A Brown	83 81	203	H Cornell	65 57							
125	A Yale	61 69	203	A Cornell	51 60							

Non-Div I Games:

Columbia

Average RPI Win: 327	WON-LOST	WINNING	LAST 10	STRENGTH OF	OPP. STRENGTH	TEAM	ADJ.	CONF.	ADJ CONF.
Average RPI Loss: 191	RECORD	PCT. RANK	GAMES	SCHEDULE	OF SCHEDULE	RPI	RPI	RPI	RPI
DIV. I ONLY	4- 23	333	1- 0	185	334	315	315	32	32
DIV. I NON-CONF.	0- 12	336	0- 0	15	155	244	244	32	32
TOTALS	RPI 1-25	RPI 26-50	W-L RECORDS	RPI 51-100	RPI 101-150	RPI 150+			
4- 23	0- 2	0- 1	OVERALL	0- 3	0- 3	4- 14			
2- 7	0- 0	0- 0	HOME	0- 0	0- 0	2- 7			
2- 15	0- 2	0- 1	AWAY	0- 3	0- 2	2- 7			
0- 1	0- 0	0- 0	NEUTRAL	0- 0	0- 1	0- 0			
0- 12	0- 2	0- 1	NON-CONFERENCE	0- 3	0- 3	0- 3			
0- 1	0- 0	0- 0	HOME	0- 0	0- 0	0- 1			
0- 10	0- 2	0- 1	AWAY	0- 3	0- 2	0- 2			
0- 1	0- 0	0- 0	NEUTRAL	0- 0	0- 1	0- 0			
4- 11	0- 0	0- 0	CONFERENCE	0- 0	0- 0	4- 11			
2- 6	0- 0	0- 0	HOME	0- 0	0- 0	2- 6			
2- 5	0- 0	0- 0	AWAY	0- 0	0- 0	2- 5			
0- 0	0- 0	0- 0	NEUTRAL	0- 0	0- 0	0- 0			

RPI 1-25				RPI 26-50				RPI 51-100				RPI 101+ Team's RPI: 315			
RPI	S	Opponent	Score	RPI	S	Opponent	Score	RPI	S	Opponent	Score	RPI	S	Opponent	Score
9	A	Mississippi St.	38 110	38	A	Ohio	62 87	65	A	FGCU	61 93	101	A	Virginia	41 55
14	A	Maryland	36 93					70	A	West Virginia	37 78	102	A	Minnesota	52 84
								89	A	Old Dominion	51 81	103	N	UAB	61 86
												188	A	UMES	54 74
												195	A	N.C. A&T	42 66
												199	A	Marshall	67 88
												219	H	Howard	81 88
												224	H	Bethune-Cookman	65 71
												265	A	Niagara	69 71
												280	A	Norfolk St.	54 51
												280	H	Norfolk St.	63 68
												291	A	South Carolina St.	55 60
												291	H	South Carolina St.	59 75
												307	H	UMBC	52 57
												313	H	Morgan St.	57 74
												337	A	N.C. Central	57 62
												341	A	Delaware St.	71 57
												341	H	Delaware St.	85 59
												345	H	Florida A&M	73 53
												349	A	Savannah St.	57 68
												349	H	Savannah St.	70 76
LAST 12 Division I GAMES:															
280	A	Norfolk St.	54 51	313	H	Morgan St.	57 74	224	H	Bethune-Cookman	65 71				
341	H	Delaware St.	85 59	345	H	Florida A&M	73 53	195	A	N.C. A&T	42 66				
219	H	Howard	81 88	337	A	N.C. Central	57 62	291	H	South Carolina St.	59 75				
188	A	UMES	54 74												
291	A	South Carolina St.	55 60												
349	A	Savannah St.	57 68												

Non-Div I Games:

Coppin St.

■ Loss,
 ■ Non-Conf,
 ■ S Site,
 ■ Home
 ■ A Away
 N Neutral

Average RPI Win: 251		WON-LOST	WINNING	LAST 10	STRENGTH OF	OPP. STRENGTH	TEAM	ADJ.	CONF.	ADJ CONF.
Average RPI Loss: 138		RECORD	PCT. RANK	GAMES	SCHEDULE	OF SCHEDULE	RPI	RPI	RPI	RPI
DIV. I ONLY		11- 12	194	1- 0	214	202	203	203	11	11
DIV. I NON-CONF.		6- 5	143	0- 0	305	321	211	211	11	11
TOTALS		RPI 1-25	RPI 26-50	W-L RECORDS	RPI 51-100	RPI 101-150	RPI 150+			
11- 12	0- 0		0- 0	OVERALL	0- 5	2- 3	9- 4			
8- 4	0- 0		0- 0	HOME	0- 3	1- 0	7- 1			
3- 8	0- 0		0- 0	AWAY	0- 2	1- 3	2- 3			
0- 0	0- 0		0- 0	NEUTRAL	0- 0	0- 0	0- 0			
6- 5	0- 0		0- 0	NON-CONFERENCE	0- 0	0- 3	6- 2			
5- 0	0- 0		0- 0	HOME	0- 0	0- 0	5- 0			
1- 5	0- 0		0- 0	AWAY	0- 0	0- 3	1- 2			
0- 0	0- 0		0- 0	NEUTRAL	0- 0	0- 0	0- 0			
5- 7	0- 0		0- 0	CONFERENCE	0- 5	2- 0	3- 2			
3- 4	0- 0		0- 0	HOME	0- 3	1- 0	2- 1			
2- 3	0- 0		0- 0	AWAY	0- 2	1- 0	1- 1			
0- 0	0- 0		0- 0	NEUTRAL	0- 0	0- 0	0- 0			

RPI 1-25				RPI 26-50				RPI 51-100				RPI 101+				Team's RPI: 203	
RPI	S	Opponent	Score	RPI	S	Opponent	Score	RPI	S	Opponent	Score	RPI	S	Opponent	Score		
								55	A	Princeton	64 68	102	A	Minnesota	45 65		
								55	H	Princeton	46 75	125	A	Yale	43 41		
								61	A	Penn	58 69	125	H	Yale	66 56		
								61	H	Penn	46 59	138	A	Lehigh	54 67		
								87	H	Harvard	61 68	140	A	Stony Brook	61 63		
												197	H	Dartmouth	56 63		
												207	H	Hampton	79 53		
												244	H	Albany (NY)	48 34		
												245	A	Columbia	57 65		
												245	H	Columbia	60 51		
												246	A	Binghamton	61 72		
												257	H	St. Bonaventure	58 44		
												263	A	Colorado St.	53 56		
												286	A	Brown	65 53		
												286	H	Brown	66 48		
												322	H	UMass Lowell	63 54		
												327	A	Lafayette	62 59		
												341	H	Delaware St.	94 59		
LAST 12 Division I GAMES:																	
				286	H	Brown	66 48	87	H	Harvard	61 68						
				125	H	Yale	66 56	197	H	Dartmouth	56 63						
				61	A	Penn	58 69	55	H	Princeton	46 75						
				55	A	Princeton	64 68	61	H	Penn	46 59						
				125	A	Yale	43 41	245	A	Columbia	57 65						
				286	A	Brown	65 53	245	H	Columbia	60 51						

Non-Div I Games:

Cornell

■ Loss, ■ Non-Conf, S Site, H Home A Away N Neutral

Average RPI Win:	153	WON-LOST	WINNING	LAST 10	STRENGTH OF	OPP. STRENGTH	TEAM	ADJ.	CONF.	ADJ CONF.
Average RPI Loss:	63	RECORD	PCT. RANK	GAMES	SCHEDULE	OF SCHEDULE	RPI	RPI	RPI	RPI
DIV. I ONLY	14- 14	170	1- 0	52	46	95	95	6	6	
DIV. I NON-CONF.	6- 5	143	0- 0	106	47	100	100	4	4	
<hr/>										
TOTALS	RPI 1-25	RPI 26-50	W-L RECORDS	RPI 51-100	RPI 101-150	RPI 150+				
14- 14	2- 3	0- 4	OVERALL	2- 4	4- 3	6- 0				
6- 6	1- 1	0- 2	HOME	2- 1	1- 2	2- 0				
6- 8	1- 2	0- 2	AWAY	0- 3	2- 1	3- 0				
2- 0	0- 0	0- 0	NEUTRAL	0- 0	1- 0	1- 0				
6- 5	0- 2	0- 2	NON-CONFERENCE	1- 1	1- 0	4- 0				
2- 2	0- 1	0- 1	HOME	1- 0	0- 0	1- 0				
2- 3	0- 1	0- 1	AWAY	0- 1	0- 0	2- 0				
2- 0	0- 0	0- 0	NEUTRAL	0- 0	1- 0	1- 0				
8- 9	2- 1	0- 2	CONFERENCE	1- 3	3- 3	2- 0				
4- 4	1- 0	0- 1	HOME	1- 1	1- 2	1- 0				
4- 5	1- 1	0- 1	AWAY	0- 2	2- 1	1- 0				
0- 0	0- 0	0- 0	NEUTRAL	0- 0	0- 0	0- 0				

RPI 1-25				RPI 26-50				RPI 51-100 Team's RPI: 95				RPI 101+			
RPI	S	Opponent	Score	RPI	S	Opponent	Score	RPI	S	Opponent	Score	RPI	S	Opponent	Score
12	A	Marquette	67 85	28	A	South Dakota St.	48 74	66	A	Butler	46 66	104	A	St. John's (NY)	65 63
12	H	Marquette	71 65	37	H	South Dakota	65 77	66	H	Butler	43 75	104	H	St. John's (NY)	45 51
22	H	Drake	69 85	43	A	Villanova	62 67	80	A	Georgetown	53 62	121	A	Providence	73 64
23	A	Florida St.	52 71	43	H	Villanova	52 54	80	H	Georgetown	65 38	121	H	Providence	63 77
24	A	DePaul	85 82					81	H	Nebraska	74 65	127	N	South Fla.	83 76
								94	A	UNI	55 65	137	A	Seton Hall	75 82
												137	H	Seton Hall	80 71
												177	N	Vanderbilt	75 55
												193	A	Xavier	53 52
												193	H	Xavier	66 62
												253	A	Wichita St.	83 71
												319	H	Omaha	66 51
												323	A	North Dakota St.	86 51
<hr/>															
LAST 12 Division I GAMES:															
12	H	Marquette	71 65	43	A	Villanova	62 67								
121	A	Providence	73 64	80	A	Georgetown	53 62								
193	A	Xavier	53 52	121	H	Providence	63 77								
66	A	Butler	46 66	66	H	Butler	43 75								
137	H	Seton Hall	80 71	193	H	Xavier	66 62								
104	H	St. John's (NY)	45 51	104	A	St. John's (NY)	65 63								

Non-Div I Games:

Creighton

■ Loss,
 ■ Non-Conf,
 ■ S Site,
 ■ H Home
 ■ A Away
 N Neutral

Average RPI Win:	254	WON-LOST	WINNING	LAST 10	STRENGTH OF	OPP. STRENGTH	TEAM	ADJ.	CONF.	ADJ CONF.
Average RPI Loss:	121	RECORD	PCT. RANK	GAMES	SCHEDULE	OF SCHEDULE	RPI	RPI	RPI	RPI
DIV. I ONLY	12- 13	192	0- 1	233	151	197	197	11	11	
DIV. I NON-CONF.	7- 6	153	0- 1	316	240	245	245	11	11	
TOTALS	RPI 1-25	RPI 26-50	W-L RECORDS	RPI 51-100	RPI 101-150	RPI 150+				
12- 13	0- 0	0- 1	OVERALL	0- 7	1- 2	11- 3				
7- 4	0- 0	0- 1	HOME	0- 3	1- 0	6- 0				
5- 7	0- 0	0- 0	AWAY	0- 3	0- 2	5- 2				
0- 2	0- 0	0- 0	NEUTRAL	0- 1	0- 0	0- 1				
7- 6	0- 0	0- 1	NON-CONFERENCE	0- 1	0- 1	7- 3				
5- 1	0- 0	0- 1	HOME	0- 0	0- 0	5- 0				
2- 3	0- 0	0- 0	AWAY	0- 0	0- 1	2- 2				
0- 2	0- 0	0- 0	NEUTRAL	0- 1	0- 0	0- 1				
5- 7	0- 0	0- 0	CONFERENCE	0- 6	1- 1	4- 0				
2- 3	0- 0	0- 0	HOME	0- 3	1- 0	1- 0				
3- 4	0- 0	0- 0	AWAY	0- 3	0- 1	3- 0				
0- 0	0- 0	0- 0	NEUTRAL	0- 0	0- 0	0- 0				

RPI S	Opponent	Score	RPI S	Opponent	Score	RPI S	Opponent	Score	RPI S	Opponent	Score	Team's RPI: 197
31	H Buffalo	69 75	55	A Princeton	47 64	120	A Boston College	68 99				
			55	H Princeton	75 82	125	A Yale	49 64				
			61	A Penn	52 56	125	H Yale	56 54				
			61	H Penn	44 60	152	H Boston U.	64 44				
			67	N Middle Tenn.	58 70	203	A Cornell	63 56				
			87	A Harvard	46 56	245	A Columbia	70 69				
			87	H Harvard	57 73	246	H Binghamton	63 39				
						261	A Cal St. Fullerton	62 67				
						269	A San Diego	76 78				
						278	A Vermont	66 42				
						286	A Brown	81 61				
						286	H Brown	78 43				
						289	H Loyola Maryland	54 41				
						295	H Fairfield	59 46				
						297	N UC Santa Barbara	56 62				
						321	A New Hampshire	62 42				
						322	H UMass Lowell	70 54				
LAST 12 Division I GAMES:												
297	N UC Santa Barbara	56 62	61	H Penn	44 60							
61	A Penn	52 56	245	A Columbia	70 69							
55	A Princeton	47 64	203	A Cornell	63 56							
286	H Brown	78 43	125	A Yale	49 64							
125	H Yale	56 54	286	A Brown	81 61							
55	H Princeton	75 82	87	H Harvard	57 73							

Non-Div I Games:

Dartmouth

■ Loss,
■ Non-Conf,
■ S Site,
■ H Home
■ A Away
N Neutral

Average RPI Win:	205	WON-LOST	WINNING	LAST 10	STRENGTH OF	OPP. STRENGTH	TEAM	ADJ.	CONF.	ADJ CONF.
Average RPI Loss:	156	RECORD	PCT. RANK	GAMES	SCHEDULE	OF SCHEDULE	RPI	RPI	RPI	RPI
DIV. I ONLY	15- 13	157	0- 1	177	169	153	153	17	17	
DIV. I NON-CONF.	5- 7	206	0- 0	139	151	161	161	16	16	
TOTALS	RPI 1-25	RPI 26-50	W-L RECORDS	RPI 51-100	RPI 101-150	RPI 150+				
15- 13	0- 1	0- 0	OVERALL	1- 2	3- 4	11- 6				
8- 4	0- 0	0- 0	HOME	0- 0	1- 2	7- 2				
7- 9	0- 1	0- 0	AWAY	1- 2	2- 2	4- 4				
0- 0	0- 0	0- 0	NEUTRAL	0- 0	0- 0	0- 0				
5- 7	0- 1	0- 0	NON-CONFERENCE	1- 1	1- 2	3- 3				
3- 1	0- 0	0- 0	HOME	0- 0	1- 1	2- 0				
2- 6	0- 1	0- 0	AWAY	1- 1	0- 1	1- 3				
0- 0	0- 0	0- 0	NEUTRAL	0- 0	0- 0	0- 0				
10- 6	0- 0	0- 0	CONFERENCE	0- 1	2- 2	8- 3				
5- 3	0- 0	0- 0	HOME	0- 0	0- 1	5- 2				
5- 3	0- 0	0- 0	AWAY	0- 1	2- 1	3- 1				
0- 0	0- 0	0- 0	NEUTRAL	0- 0	0- 0	0- 0				

RPI 1-25				RPI 26-50				RPI 51-100				RPI 101+ Team's RPI: 153			
RPI	S	Opponent	Score	RPI	S	Opponent	Score	RPI	S	Opponent	Score	RPI	S	Opponent	Score
8	A	NC State	45 75					53	A	Clemson	90 80	110	A	Fordham	60 56
								55	A	Princeton	57 65	110	H	Fordham	42 58
								99	A	VCU	54 61	116	A	Dayton	69 83
												117	A	Charlotte	66 78
												119	H	High Point	71 62
												135	A	Duquesne	62 47
												150	H	Appalachian St.	78 81
												154	H	William & Mary	76 65
												178	H	Saint Louis	60 57
												190	A	UNC Asheville	56 69
												202	A	George Washington	62 42
												213	H	George Mason	67 59
												216	A	Massachusetts	64 49
												216	H	Massachusetts	58 70
												221	A	Elon	72 73
												236	A	Saint Joseph's	54 66
												247	A	Gardner-Webb	49 54
												257	H	St. Bonaventure	67 55
												258	A	Rhode Island	77 67
												258	H	Rhode Island	58 64
												268	H	Richmond	78 55
												282	H	La Salle	80 61
												294	A	Charleston So.	72 34
												330	H	Presbyterian	83 56
LAST 12 Division I GAMES:															
				99	A	VCU	54 61					257	H	St. Bonaventure	67 55
				258	H	Rhode Island	58 64					236	A	Saint Joseph's	54 66
				178	H	Saint Louis	60 57					282	H	La Salle	80 61
				116	A	Dayton	69 83					202	A	George Washington	62 42
				216	A	Massachusetts	64 49					110	A	Fordham	60 56
				110	H	Fordham	42 58					216	H	Massachusetts	58 70

Non-Div I Games: Queens (NC) 80 47

Davidson

■ Loss,
 ■ Non-Conf,
 ■ S Site,
 ■ Home
 ■ A Away
 N Neutral

Average RPI Win:	193	WON-LOST	WINNING	LAST 10	STRENGTH OF	OPP. STRENGTH	TEAM	ADJ.	CONF.	ADJ CONF.
Average RPI Loss:	103	RECORD	PCT. RANK	GAMES	SCHEDULE	OF SCHEDULE	RPI	RPI	RPI	RPI
DIV. I ONLY	15- 12	145	1- 0	89	126	116	116	17	17	
DIV. I NON-CONF.	5- 6	177	0- 0	17	34	88	88	16	16	
TOTALS	RPI 1-25	RPI 26-50	W-L RECORDS	RPI 51-100	RPI 101-150	RPI 150+				
15- 12	0- 2	2- 1	OVERALL	1- 3	1- 3	11- 3				
12- 1	0- 0	1- 0	HOME	1- 0	1- 1	9- 0				
2- 10	0- 2	0- 1	AWAY	0- 2	0- 2	2- 3				
1- 1	0- 0	1- 0	NEUTRAL	0- 1	0- 0	0- 0				
5- 6	0- 2	2- 1	NON-CONFERENCE	1- 2	0- 1	2- 0				
4- 1	0- 0	1- 0	HOME	1- 0	0- 1	2- 0				
0- 4	0- 2	0- 1	AWAY	0- 1	0- 0	0- 0				
1- 1	0- 0	1- 0	NEUTRAL	0- 1	0- 0	0- 0				
10- 6	0- 0	0- 0	CONFERENCE	0- 1	1- 2	9- 3				
8- 0	0- 0	0- 0	HOME	0- 0	1- 0	7- 0				
2- 6	0- 0	0- 0	AWAY	0- 1	0- 2	2- 3				
0- 0	0- 0	0- 0	NEUTRAL	0- 0	0- 0	0- 0				

RPI S	Opponent	Score	RPI S	Opponent	Score	RPI S	Opponent	Score	RPI S	Opponent	Score	Team's RPI: 116
14	A Maryland	71 82	31	H Buffalo	72 59	59	N Virginia Tech	57 69	107	H Northeastern	79 84	
15	A South Carolina	55 65	36	A James Madison	55 68	72	A Green Bay	35 51	110	A Fordham	48 57	
			44	N Georgia Tech	85 66	85	H Toledo	70 49	110	H Fordham	72 50	
						99	A VCU	62 64	135	A Duquesne	57 85	
									153	H Davidson	83 69	
									178	A Saint Louis	65 68	
									178	H Saint Louis	73 57	
									202	A George Washington	45 46	
									202	H George Washington	62 53	
									213	A George Mason	51 54	
									216	H Massachusetts	75 47	
									236	H Saint Joseph's	72 65	
									251	H Colgate	67 58	
									257	A St. Bonaventure	62 49	
									258	A Rhode Island	74 62	
									268	H Richmond	71 50	
									282	H La Salle	84 45	
									329	H Evansville	69 30	
LAST 12 Division I GAMES:												
178	H Saint Louis	73 57	135	A Duquesne	57 85							
110	A Fordham	48 57	268	H Richmond	71 50							
213	A George Mason	51 54	258	A Rhode Island	74 62							
153	H Davidson	83 69	236	H Saint Joseph's	72 65							
202	H George Washington	62 53	178	A Saint Louis	65 68							
99	A VCU	62 64	110	H Fordham	72 50							

Non-Div I Games:

Dayton

■ Loss,
■ Non-Conf,
■ S Site,
■ H Home
■ A Away
N Neutral

Average RPI Win: 128	WON-LOST	WINNING	LAST 10	STRENGTH OF	OPP. STRENGTH	TEAM	ADJ.	CONF.	ADJ CONF.
Average RPI Loss: 39	RECORD	PCT. RANK	GAMES	SCHEDULE	OF SCHEDULE	RPI	RPI	RPI	RPI
DIV. I ONLY	22- 7	44	1- 0	43	27	24	24	6	6
DIV. I NON-CONF.	9- 3	61	0- 0	77	8	37	37	4	4
TOTALS	RPI 1-25	RPI 26-50	W-L RECORDS	RPI 51-100	RPI 101-150	RPI 150+			
22- 7	0- 5	3- 0	OVERALL	6- 1	7- 1	6- 0			
11- 4	0- 2	1- 0	HOME	3- 1	3- 1	4- 0			
9- 2	0- 2	1- 0	AWAY	2- 0	4- 0	2- 0			
2- 1	0- 1	1- 0	NEUTRAL	1- 0	0- 0	0- 0			
9- 3	0- 3	1- 0	NON-CONFERENCE	2- 0	2- 0	4- 0			
5- 1	0- 1	0- 0	HOME	1- 0	1- 0	3- 0			
2- 1	0- 1	0- 0	AWAY	0- 0	1- 0	1- 0			
2- 1	0- 1	1- 0	NEUTRAL	1- 0	0- 0	0- 0			
13- 4	0- 2	2- 0	CONFERENCE	4- 1	5- 1	2- 0			
6- 3	0- 1	1- 0	HOME	2- 1	2- 1	1- 0			
7- 1	0- 1	1- 0	AWAY	2- 0	3- 0	1- 0			
0- 0	0- 0	0- 0	NEUTRAL	0- 0	0- 0	0- 0			

RPI S	Opponent	Score	RPI S	Opponent	Score	RPI S	Opponent	Score	RPI S	Opponent	Score
1	H Notre Dame	77 101	35	N Kansas St.	79 59	55	N Princeton	82 67	104	A St. John's (NY)	70 62
6	A UConn	63 99	43	A Villanova	66 59	66	A Butler	86 78	104	H St. John's (NY)	73 64
10	N Syracuse	81 83	43	H Villanova	93 70	66	H Butler	76 62	114	H Northwestern	76 60
12	A Marquette	63 96				72	H Green Bay	73 64	121	A Providence	76 61
12	H Marquette	87 93				80	A Georgetown	69 64	121	H Providence	88 62
						80	H Georgetown	76 71	134	A Oklahoma	87 76
						95	H Creighton	82 85	137	A Seton Hall	94 85
									137	H Seton Hall	73 84
									165	H Temple	102 88
									193	A Xavier	73 71
									193	H Xavier	81 48
									242	A Loyola Chicago	102 76
									301	H Tennessee St.	95 73
									349	H Savannah St.	124 61
LAST 12 Division I GAMES:											
121	A Providence	76 61	43	H Villanova	93 70						
66	H Butler	76 62	12	H Marquette	87 93						
193	H Xavier	81 48	193	A Xavier	73 71						
104	A St. John's (NY)	70 62	66	A Butler	86 78						
137	A Seton Hall	94 85	137	H Seton Hall	73 84						
80	H Georgetown	76 71	104	H St. John's (NY)	73 64						

Non-Div I Games:

DePaul

Delaware

Through Games Of March 2, 2019

Average RPI Win:	227	WON-LOST	WINNING	LAST 10	STRENGTH OF	OPP. STRENGTH	TEAM	ADJ.	CONF.	ADJ CONF.
Average RPI Loss:	101	RECORD	PCT. RANK	GAMES	SCHEDULE	OF SCHEDULE	RPI	RPI	RPI	RPI
DIV. I ONLY	14- 13	165	1- 0	116	161	146	146	10	10	
DIV. I NON-CONF.	5- 7	206	1- 0	108	301	183	183	10	10	
TOTALS	RPI 1-25	RPI 26-50	W-L RECORDS	RPI 51-100	RPI 101-150	RPI 150+				
14- 13	0- 2	0- 1	OVERALL	0- 3	2- 4	12- 3				
7- 5	0- 2	0- 1	HOME	0- 1	2- 1	5- 0				
5- 6	0- 0	0- 0	AWAY	0- 2	0- 2	5- 2				
2- 2	0- 0	0- 0	NEUTRAL	0- 0	0- 1	2- 1				
5- 7	0- 2	0- 0	NON-CONFERENCE	0- 1	0- 1	5- 3				
2- 2	0- 2	0- 0	HOME	0- 0	0- 0	2- 0				
1- 3	0- 0	0- 0	AWAY	0- 1	0- 0	1- 2				
2- 2	0- 0	0- 0	NEUTRAL	0- 0	0- 1	2- 1				
9- 6	0- 0	0- 1	CONFERENCE	0- 2	2- 3	7- 0				
5- 3	0- 0	0- 1	HOME	0- 1	2- 1	3- 0				
4- 3	0- 0	0- 0	AWAY	0- 1	0- 2	4- 0				
0- 0	0- 0	0- 0	NEUTRAL	0- 0	0- 0	0- 0				

RPI 1-25				RPI 26-50				RPI 51-100				RPI 101+ Team's RPI: 146			
RPI	S	Opponent	Score	RPI	S	Opponent	Score	RPI	S	Opponent	Score	RPI	S	Opponent	Score
14	H	Maryland	53 77	36	H	James Madison	43 68	74	A	Drexel	41 58	106	H	Towson	48 56
17	H	UCF	60 71					74	H	Drexel	40 57	107	A	Northeastern	62 75
								94	A	UNI	67 79	107	H	Northeastern	77 63
												124	A	UNCW	64 72
												124	H	UNCW	65 53
												148	N	Montana St.	60 69
												152	A	Boston U.	61 72
												154	A	William & Mary	70 59
												157	N	Bradley	47 59
												170	N	Nicholls St.	71 56
												213	A	George Mason	46 72
												220	A	Hofstra	78 59
												220	H	Hofstra	57 47
												221	A	Elon	74 63
												221	H	Elon	71 59
												236	H	Saint Joseph's	48 39
												247	H	Gardner-Webb	69 45
												296	A	Col. of Charleston	72 60
												296	H	Col. of Charleston	74 50
												327	N	Lafayette	65 47
												341	A	Delaware St.	85 77
LAST 12 Division I GAMES:															
327	N	Lafayette	65 47	107	H	Northeastern	77 63								
170	N	Nicholls St.	71 56	74	A	Drexel	41 58								
221	H	Elon	71 59	221	A	Elon	74 63								
124	A	UNCW	64 72	154	A	William & Mary	70 59								
296	A	Col. of Charleston	72 60	296	H	Col. of Charleston	74 50								
220	H	Hofstra	57 47	124	H	UNCW	65 53								

Non-Div I Games:

Delaware

Loss, Non-Conf, S Site, H Home A Away N Neutral

Average RPI Win:	297	WON-LOST	WINNING	LAST 10	STRENGTH OF	OPP. STRENGTH	TEAM	ADJ.	CONF.	ADJ CONF.
Average RPI Loss:	213	RECORD	PCT. RANK	GAMES	SCHEDULE	OF SCHEDULE	RPI	RPI	RPI	RPI
DIV. I ONLY	4- 19	328	1- 0	300	339	341	341	32	32	
DIV. I NON-CONF.	0- 9	336	0- 0	118	207	320	320	32	32	
TOTALS	RPI 1-25	RPI 26-50	W-L RECORDS	RPI 51-100	RPI 101-150	RPI 150+				
4- 19	0- 0	0- 1	OVERALL	0- 1	0- 2	4- 15				
4- 5	0- 0	0- 1	HOME	0- 0	0- 1	4- 3				
0- 14	0- 0	0- 0	AWAY	0- 1	0- 1	0- 12				
0- 0	0- 0	0- 0	NEUTRAL	0- 0	0- 0	0- 0				
0- 9	0- 0	0- 1	NON-CONFERENCE	0- 1	0- 2	0- 5				
0- 2	0- 0	0- 1	HOME	0- 0	0- 1	0- 0				
0- 7	0- 0	0- 0	AWAY	0- 1	0- 1	0- 5				
0- 0	0- 0	0- 0	NEUTRAL	0- 0	0- 0	0- 0				
4- 10	0- 0	0- 0	CONFERENCE	0- 0	0- 0	4- 10				
4- 3	0- 0	0- 0	HOME	0- 0	0- 0	4- 3				
0- 7	0- 0	0- 0	AWAY	0- 0	0- 0	0- 7				
0- 0	0- 0	0- 0	NEUTRAL	0- 0	0- 0	0- 0				

RPI S	Opponent	Score	RPI S	Opponent	Score	RPI S	Opponent	Score	RPI S	Opponent	Score	Team's RPI: 341
36	H James Madison	57 103	99	A VCU	55 97	104	A St. John's (NY)	44 82				
						146	H Delaware	77 85				
						165	A Temple	61 75				
						188	H UMES	65 62				
						189	A Robert Morris	63 64				
						193	A Xavier	59 80				
						195	A N.C. A&T	49 72				
						195	H N.C. A&T	47 67				
						199	A Marshall	63 75				
						203	A Cornell	59 94				
						219	A Howard	62 78				
						224	A Bethune-Cookman	55 67				
						280	A Norfolk St.	50 63				
						291	H South Carolina St.	60 63				
						313	H Morgan St.	62 57				
						315	A Coppin St.	59 85				
						315	H Coppin St.	57 71				
						337	A N.C. Central	64 65				
						337	H N.C. Central	71 61				
						345	A Florida A&M	52 57				
						349	H Savannah St.	66 58				
LAST 12 Division I GAMES:												
313	H Morgan St.	62 57	349	H Savannah St.	66 58							
315	A Coppin St.	59 85	219	A Howard	62 78							
188	H UMES	65 62	345	A Florida A&M	52 57							
337	A N.C. Central	64 65	224	A Bethune-Cookman	55 67							
195	A N.C. A&T	49 72	337	H N.C. Central	71 61							
291	H South Carolina St.	60 63	195	H N.C. A&T	47 67							

Non-Div I Games: Post 65 53 Cheyney 79 59

Delaware St.

RPI 1-25				RPI 26-50				RPI 51-100				RPI 101+ Team's RPI: 158			
RPI	S	Opponent	Score	RPI	S	Opponent	Score	RPI	S	Opponent	Score	RPI	S	Opponent	Score
				28	A	South Dakota St.	59 76	56	A	Wyoming	74 78	109	A	Northern Colo.	66 74
				28	H	South Dakota St.	67 83	77	H	American	83 54	142	A	New Mexico St.	64 66
				37	A	South Dakota	58 73	81	A	Nebraska	71 96	168	A	Oral Roberts	66 74
				37	H	South Dakota	104 99	100	H	Loyola Marymount	104 75	168	H	Oral Roberts	93 76
				49	H	Lamar University	117 110					226	A	Western Ill.	78 87
												226	H	Western Ill.	94 85
												232	H	UMKC	92 75
												239	A	North Dakota	92 91
												239	H	North Dakota	87 66
												257	H	St. Bonaventure	76 62
												263	A	Colorado St.	79 84
												279	A	Southern Utah	71 70
												283	H	Samford	83 87
												292	H	Air Force	92 66
												319	A	Omaha	95 68
												319	H	Omaha	82 76
												323	A	North Dakota St.	87 67
												323	H	North Dakota St.	81 54
												334	A	Purdue Fort Wayne	55 70
												334	H	Purdue Fort Wayne	82 62
LAST 12 Division I GAMES:															
				319	H	Omaha	82 76	168	A	Oral Roberts	66 74				
				226	H	Western Ill.	94 85	28	H	South Dakota St.	67 83				
				239	A	North Dakota	92 91	334	A	Purdue Fort Wayne	55 70				
				37	A	South Dakota	58 73	168	H	Oral Roberts	93 76				
				334	H	Purdue Fort Wayne	82 62	323	H	North Dakota St.	81 54				
				323	A	North Dakota St.	87 67	28	A	South Dakota St.	59 76				

Denver

Page 70

Detroit Mercy

Through Games Of March 2, 2019

Average RPI Win: 316	WON-LOST	WINNING	LAST 10	STRENGTH OF	OPP. STRENGTH	TEAM	ADJ.	CONF.	ADJ CONF.
Average RPI Loss: 174	RECORD	PCT. RANK	GAMES	SCHEDULE	OF SCHEDULE	RPI	RPI	RPI	RPI
DIV. I ONLY	3- 25	344	0- 1	273	208	333	333	20	20
DIV. I NON-CONF.	1- 9	326	0- 0	255	169	321	321	18	18
TOTALS	RPI 1-25	RPI 26-50	W-L RECORDS	RPI 51-100	RPI 101-150	RPI 150+			
3- 25	0- 0	0- 2	OVERALL	0- 6	0- 4	3- 13			
1- 11	0- 0	0- 1	HOME	0- 2	0- 2	1- 6			
2- 14	0- 0	0- 1	AWAY	0- 4	0- 2	2- 7			
0- 0	0- 0	0- 0	NEUTRAL	0- 0	0- 0	0- 0			
1- 9	0- 0	0- 2	NON-CONFERENCE	0- 2	0- 0	1- 5			
0- 3	0- 0	0- 1	HOME	0- 0	0- 0	0- 2			
1- 6	0- 0	0- 1	AWAY	0- 2	0- 0	1- 3			
0- 0	0- 0	0- 0	NEUTRAL	0- 0	0- 0	0- 0			
2- 16	0- 0	0- 0	CONFERENCE	0- 4	0- 4	2- 8			
1- 8	0- 0	0- 0	HOME	0- 2	0- 2	1- 4			
1- 8	0- 0	0- 0	AWAY	0- 2	0- 2	1- 4			
0- 0	0- 0	0- 0	NEUTRAL	0- 0	0- 0	0- 0			

RPI S	Opponent	Score	RPI S	Opponent	Score	RPI S	Opponent	Score	RPI S	Opponent	Score	Team's RPI: 333
46	A Michigan	62 95	48	H Miami (OH)	59 78	69	A Wright St.	59 78	118	A Youngstown St.	45 91	
						69	H Wright St.	73 76	118	H Youngstown St.	59 85	
						72	A Green Bay	37 82	129	A IUPUI	47 82	
						72	H Green Bay	40 65	129	H IUPUI	41 58	
						75	A Ohio St.	41 55	194	A Milwaukee	34 59	
						85	A Toledo	60 77	194	H Milwaukee	44 62	
									211	A Eastern Mich.	53 60	
									217	A Bowling Green	73 79	
									237	A Northern Ky.	56 68	
									237	H Northern Ky.	63 81	
									242	A Loyola Chicago	43 52	
									272	H Western Mich.	44 54	
									275	A Manhattan	58 56	
									284	A Cleveland St.	51 67	
									284	H Cleveland St.	49 67	
									309	A Oakland	67 74	
									309	H Oakland	65 76	
									319	H Omaha	42 51	
									336	A UIC	42 36	
									336	H UIC	62 45	
LAST 12 Division I GAMES:												
237	H Northern Ky.	63 81	309	H Oakland	65 76							
69	H Wright St.	73 76	118	A Youngstown St.	45 91							
72	A Green Bay	37 82	284	A Cleveland St.	51 67							
194	A Milwaukee	34 59	69	A Wright St.	59 78							
129	H IUPUI	41 58	237	A Northern Ky.	56 68							
336	H UIC	62 45	194	H Milwaukee	44 62							

Non-Div I Games: Mich.-Dearborn 68 60

Detroit Mercy

Loss, Non-Conf, S Site, H Home A Away N Neutral

Drake

Through Games Of March 2, 2019

Average RPI Win:	172	WON-LOST	WINNING	LAST 10	STRENGTH OF	OPP. STRENGTH	TEAM	ADJ.	CONF.	ADJ CONF.
Average RPI Loss:	22	RECORD	PCT. RANK	GAMES	SCHEDULE	OF SCHEDULE	RPI	RPI	RPI	RPI
DIV. I ONLY	21- 5	21	1- 0	63	85	22	22	13	13	
DIV. I NON-CONF.	7- 4	108	1- 0	7	2	12	12	15	15	
TOTALS	RPI 1-25	RPI 26-50	W-L RECORDS	RPI 51-100	RPI 101-150	RPI 150+				
21- 5	1- 3	2- 1	OVERALL	4- 1	3- 0	11- 0				
8- 2	0- 1	1- 0	HOME	1- 1	2- 0	4- 0				
11- 2	0- 1	0- 1	AWAY	3- 0	1- 0	7- 0				
2- 1	1- 1	1- 0	NEUTRAL	0- 0	0- 0	0- 0				
7- 4	1- 3	2- 1	NON-CONFERENCE	2- 0	1- 0	1- 0				
2- 1	0- 1	1- 0	HOME	0- 0	1- 0	0- 0				
3- 2	0- 1	0- 1	AWAY	2- 0	0- 0	1- 0				
2- 1	1- 1	1- 0	NEUTRAL	0- 0	0- 0	0- 0				
14- 1	0- 0	0- 0	CONFERENCE	2- 1	2- 0	10- 0				
6- 1	0- 0	0- 0	HOME	1- 1	1- 0	4- 0				
8- 0	0- 0	0- 0	AWAY	1- 0	1- 0	6- 0				
0- 0	0- 0	0- 0	NEUTRAL	0- 0	0- 0	0- 0				

RPI	S	Opponent	Score
1	N	Notre Dame	64 82
7	H	Iowa	82 91
11	A	Iowa St.	81 86
15	N	South Carolina	90 85

RPI	S	Opponent	Score
26	N	Rutgers	69 59
28	A	South Dakota St.	71 80
37	H	South Dakota	76 64

RPI	S	Opponent	Score
62	H	Missouri St.	79 85
81	A	Nebraska	83 77
94	A	UNI	88 64
94	H	UNI	76 61
95	A	Creighton	85 69

RPI	S	Opponent	Score
145	H	CSUN	73 63
147	A	Southern Ill.	71 64
147	H	Southern Ill.	94 66
157	A	Bradley	92 63
159	A	Illinois St.	82 64
215	A	Indiana St.	70 68
215	H	Indiana St.	96 77
226	A	Western Ill.	98 71
242	A	Loyola Chicago	83 55
242	H	Loyola Chicago	69 60
310	A	Valparaiso	88 62
310	H	Valparaiso	84 53
329	A	Evansville	78 47
329	H	Evansville	66 39

LAST 12 Division I GAMES:

15	N	South Carolina	90 85	242	A	Loyola Chicago	83 55
1	N	Notre Dame	64 82	310	A	Valparaiso	88 62
147	A	Southern Ill.	71 64	147	H	Southern Ill.	94 66
215	H	Indiana St.	96 77	62	H	Missouri St.	79 85
329	H	Evansville	66 39	329	A	Evansville	78 47
94	H	UNI	76 61	215	A	Indiana St.	70 68

Non-Div I Games: Clarke 91 43

Drake

■ Loss,
 ■ Non-Conf, S Site,
 ■ Home
 ■ Away
 N Neutral

Average RPI Win:	203	WON-LOST	WINNING	LAST 10	STRENGTH OF	OPP. STRENGTH	TEAM	ADJ.	CONF.	ADJ CONF.
Average RPI Loss:	79	RECORD	PCT. RANK	GAMES	SCHEDULE	OF SCHEDULE	RPI	RPI	RPI	RPI
DIV. I ONLY	20- 6	38	1- 0	131	141	74	74	10	10	
DIV. I NON-CONF.	8- 3	72	1- 0	133	250	87	87	10	10	
TOTALS	RPI 1-25	RPI 26-50	W-L RECORDS	RPI 51-100	RPI 101-150	RPI 150+				
20- 6	0- 0	1- 2	OVERALL	0- 2	6- 1	13- 1				
8- 5	0- 0	1- 2	HOME	0- 1	3- 1	4- 1				
11- 0	0- 0	0- 0	AWAY	0- 0	3- 0	8- 0				
1- 1	0- 0	0- 0	NEUTRAL	0- 1	0- 0	1- 0				
8- 3	0- 0	1- 1	NON-CONFERENCE	0- 2	0- 0	7- 0				
3- 2	0- 0	1- 1	HOME	0- 1	0- 0	2- 0				
4- 0	0- 0	0- 0	AWAY	0- 0	0- 0	4- 0				
1- 1	0- 0	0- 0	NEUTRAL	0- 1	0- 0	1- 0				
12- 3	0- 0	0- 1	CONFERENCE	0- 0	6- 1	6- 1				
5- 3	0- 0	0- 1	HOME	0- 0	3- 1	2- 1				
7- 0	0- 0	0- 0	AWAY	0- 0	3- 0	4- 0				
0- 0	0- 0	0- 0	NEUTRAL	0- 0	0- 0	0- 0				

RPI S	Opponent	Score	RPI S	Opponent	Score	RPI S	Opponent	Score	RPI S	Opponent	Score
36	H James Madison	35 51	41	H Bucknell	64 42	61	H Penn	39 55	106	H Towson	54 55
47	H Quinnipiac	52 56				69	N Wright St.	63 71	107	A Northeastern	61 59
									107	H Northeastern	76 45
									124	A UNCW	65 53
									124	H UNCW	67 55
									146	A Delaware	57 40
									146	H Delaware	58 41
									154	A William & Mary	62 58
									154	H William & Mary	72 77
									220	A Hofstra	61 49
									220	H Hofstra	62 39
									221	A Elon	59 44
									236	H Saint Joseph's	51 34
									247	H Gardner-Webb	65 48
									266	N Siena	51 39
									268	A Richmond	58 35
									275	A Manhattan	53 39
									278	A Vermont	60 44
									282	A La Salle	58 43
									296	A Col. of Charleston	65 42
									296	H Col. of Charleston	76 53
LAST 12 Division I GAMES:											
278	A Vermont	60 44	146	H Delaware	58 41						
154	H William & Mary	72 77	154	A William & Mary	62 58						
296	A Col. of Charleston	65 42	221	A Elon	59 44						
124	A UNCW	65 53	124	H UNCW	67 55						
107	H Northeastern	76 45	296	H Col. of Charleston	76 53						
220	H Hofstra	62 39	220	A Hofstra	61 49						

Non-Div I Games:

Drexel

■ Loss,
 ■ Non-Conf, S Site,
 ■ Home
 ■ Away
 N Neutral

Average RPI Win:	137	WON-LOST	WINNING	LAST 10	STRENGTH OF	OPP. STRENGTH	TEAM	ADJ.	CONF.	ADJ CONF.
Average RPI Loss:	51	RECORD	PCT. RANK	GAMES	SCHEDULE	OF SCHEDULE	RPI	RPI	RPI	RPI
DIV. I ONLY	13- 14	186	0- 1	31	5	84	84	1	1	
DIV. I NON-CONF.	8- 4	91	0- 1	95	54	59	59	1	1	
TOTALS	RPI 1-25	RPI 26-50	W-L RECORDS	RPI 51-100	RPI 101-150	RPI 150+				
13- 14	0- 7	1- 2	OVERALL	3- 1	4- 3	5- 1				
8- 4	0- 3	0- 0	HOME	2- 1	3- 0	3- 0				
4- 8	0- 4	1- 1	AWAY	1- 0	1- 3	1- 0				
1- 2	0- 0	0- 1	NEUTRAL	0- 0	0- 0	1- 1				
8- 4	0- 1	0- 1	NON-CONFERENCE	2- 0	1- 1	5- 1				
5- 0	0- 0	0- 0	HOME	1- 0	1- 0	3- 0				
2- 2	0- 1	0- 0	AWAY	1- 0	0- 1	1- 0				
1- 2	0- 0	0- 1	NEUTRAL	0- 0	0- 0	1- 1				
5- 10	0- 6	1- 1	CONFERENCE	1- 1	3- 2	0- 0				
3- 4	0- 3	0- 0	HOME	1- 1	2- 0	0- 0				
2- 6	0- 3	1- 1	AWAY	0- 0	1- 2	0- 0				
0- 0	0- 0	0- 0	NEUTRAL	0- 0	0- 0	0- 0				

RPI	S	Opponent	Score	RPI	S	Opponent	Score	RPI	S	Opponent	Score	RPI	S	Opponent	Score
1	A	Notre Dame	61 89	27	N	Missouri	54 62	53	H	Clemson	63 59	101	A	Virginia	47 53
3	H	Louisville	51 73	34	A	North Carolina	85 69	57	A	Maine	66 63	114	A	Northwestern	58 84
8	A	NC State	51 63	44	A	Georgia Tech	64 70	59	H	Virginia Tech	57 64	120	A	Boston College	90 92
10	H	Syracuse	55 64					65	H	FGCU	57 41	122	H	Pittsburgh	74 55
19	H	Miami (FL)	50 58									128	H	Marist	64 56
20	A	Oregon St.	57 71									139	A	Wake Forest	55 44
23	A	Florida St.	62 66									139	H	Wake Forest	66 52
												166	N	Washington	64 71
												192	A	Wisconsin	60 53
												196	H	UNLV	66 38
												209	H	East Carolina	83 66
												221	H	Elon	81 64
												222	N	Ball St.	79 62
LAST 12 Division I GAMES:															
				27	N	Missouri	54 62	101	A	Virginia	47 53				
				222	N	Ball St.	79 62	34	A	North Carolina	85 69				
				53	H	Clemson	63 59	122	H	Pittsburgh	74 55				
				139	A	Wake Forest	55 44	120	A	Boston College	90 92				
				1	A	Notre Dame	61 89	10	H	Syracuse	55 64				
				59	H	Virginia Tech	57 64	139	H	Wake Forest	66 52				

Non-Div I Games:

Duke

■ Loss,
 ■ Non-Conf,
 ■ S Site,
 ■ H Home
 ■ A Away
 N Neutral

Average RPI Win:	207	WON-LOST	WINNING	LAST 10	STRENGTH OF	OPP. STRENGTH	TEAM	ADJ.	CONF.	ADJ CONF.
Average RPI Loss:	115	RECORD	PCT. RANK	GAMES	SCHEDULE	OF SCHEDULE	RPI	RPI	RPI	RPI
DIV. I ONLY	17- 12	128	1- 0	186	100	135	135	17	17	
DIV. I NON-CONF.	6- 7	172	0- 0	100	14	123	123	16	16	
TOTALS	RPI 1-25	RPI 26-50	W-L RECORDS	RPI 51-100	RPI 101-150	RPI 150+				
17- 12	0- 2	0- 2	OVERALL	2- 1	2- 2	13- 5				
8- 5	0- 1	0- 0	HOME	1- 0	1- 1	6- 3				
9- 5	0- 0	0- 2	AWAY	1- 1	1- 1	7- 1				
0- 2	0- 1	0- 0	NEUTRAL	0- 0	0- 0	0- 1				
6- 7	0- 2	0- 2	NON-CONFERENCE	1- 1	1- 1	4- 1				
3- 2	0- 1	0- 0	HOME	0- 0	0- 1	3- 0				
3- 3	0- 0	0- 2	AWAY	1- 1	1- 0	1- 0				
0- 2	0- 1	0- 0	NEUTRAL	0- 0	0- 0	0- 1				
11- 5	0- 0	0- 0	CONFERENCE	1- 0	1- 1	9- 4				
5- 3	0- 0	0- 0	HOME	1- 0	1- 0	3- 3				
6- 2	0- 0	0- 0	AWAY	0- 0	0- 1	6- 1				
0- 0	0- 0	0- 0	NEUTRAL	0- 0	0- 0	0- 0				

RPI 1-25			RPI 26-50			RPI 51-100			RPI 101+			Team's RPI: 135
RPI	S	Opponent	Score	RPI	S	Opponent	Score	RPI	S	Opponent	Score	
10	N	Syracuse	71 87	32	A	Texas	41 78	85	A	Toledo	52 65	110 A Fordham 46 57
17	H	UCF	63 71	42	A	TCU	48 61	90	A	Kent St.	77 72	116 H Dayton 85 57
								99	H	VCU	71 68	122 H Pittsburgh 58 66
												133 A Penn St. 64 58
												153 H Davidson 47 62
												165 H Temple 54 53
												178 H Saint Louis 63 67
												202 A George Washington 64 53
												202 H George Washington 54 55
												208 N Liberty 51 55
												213 A George Mason 60 57
												216 A Massachusetts 66 69
												229 A Saint Francis (PA) 93 73
												231 H ETSU 66 58
												236 A Saint Joseph's 67 56
												236 H Saint Joseph's 81 73
												239 H Mt. St. Mary's 73 64
												257 A St. Bonaventure 60 54
												257 H St. Bonaventure 80 64
												258 A Rhode Island 75 58
												268 H Richmond 80 54
												282 A La Salle 66 62
LAST 12 Division I GAMES:												
257	H	St. Bonaventure	80 64	116	H	Dayton	85 57					
202	A	George Washington	64 53	216	A	Massachusetts	66 69					
99	H	VCU	71 68	110	A	Fordham	46 57					
236	A	Saint Joseph's	67 56	202	H	George Washington	54 55					
258	A	Rhode Island	75 58	282	A	La Salle	66 62					
178	H	Saint Louis	63 67	268	H	Richmond	80 54					

Non-Div I Games:

Duquesne

■ Loss,
 ■ Non-Conf,
 ■ S Site,
 ■ H Home
 ■ A Away
 N Neutral

Average RPI Win: 256	WON-LOST	WINNING	LAST 10	STRENGTH OF	OPP. STRENGTH	TEAM	ADJ.	CONF.	ADJ CONF.
Average RPI Loss: 128	RECORD	PCT. RANK	GAMES	SCHEDULE	OF SCHEDULE	RPI	RPI	RPI	RPI
DIV. I ONLY	10- 20	266	0- 2	112	223	231	231	27	27
DIV. I NON-CONF.	2- 14	319	0- 2	24	117	220	220	24	24
TOTALS	RPI 1-25	RPI 26-50	W-L RECORDS	RPI 51-100	RPI 101-150	RPI 150+			
10- 20	0- 1	0- 2	OVERALL	0- 5	1- 6	9- 6			
8- 5	0- 0	0- 0	HOME	0- 2	1- 2	7- 1			
2- 12	0- 0	0- 1	AWAY	0- 3	0- 3	2- 5			
0- 3	0- 1	0- 1	NEUTRAL	0- 0	0- 1	0- 0			
2- 14	0- 1	0- 2	NON-CONFERENCE	0- 5	1- 4	1- 2			
2- 4	0- 0	0- 0	HOME	0- 2	1- 1	1- 1			
0- 7	0- 0	0- 1	AWAY	0- 3	0- 2	0- 1			
0- 3	0- 1	0- 1	NEUTRAL	0- 0	0- 1	0- 0			
8- 6	0- 0	0- 0	CONFERENCE	0- 0	0- 2	8- 4			
6- 1	0- 0	0- 0	HOME	0- 0	0- 1	6- 0			
2- 5	0- 0	0- 0	AWAY	0- 0	0- 1	2- 4			
0- 0	0- 0	0- 0	NEUTRAL	0- 0	0- 0	0- 0			

RPI 1-25				RPI 26-50				RPI 51-100				RPI 101+				Team's RPI: 231	
RPI	S	Opponent	Score	RPI	S	Opponent	Score	RPI	S	Opponent	Score	RPI	S	Opponent	Score		
15	N	South Carolina	55 101	26	N	Rutgers	44 68	63	A	Tennessee	61 80	108	A	South Alabama	74 81		
				40	A	Michigan St.	53 75	82	A	Cincinnati	64 77	115	N	Western Ky.	68 82		
								88	A	Radford	64 79	119	H	High Point	65 73		
								92	H	Houston	77 84	135	A	Duquesne	58 66		
								93	H	Troy	66 84	136	A	Mercer	41 64		
												136	H	Mercer	77 83		
												150	H	Appalachian St.	95 64		
												171	A	Chattanooga	67 76		
												171	H	Chattanooga	64 54		
												190	A	UNC Asheville	55 56		
												195	H	N.C. A&T	61 56		
												201	A	Furman	55 57		
												201	H	Furman	75 70		
												208	H	Liberty	86 89		
												267	A	Wofford	74 77		
												267	H	Wofford	92 79		
												283	A	Samford	58 79		
												283	H	Samford	71 50		
												306	A	UNC Greensboro	72 67		
												306	H	UNC Greensboro	85 76		
												340	A	Western Caro.	72 41		
												340	H	Western Caro.	88 80		
LAST 12 Division I GAMES:																	
				26	N	Rutgers	44 68	201	A	Furman	55 57						
				115	N	Western Ky.	68 82	267	A	Wofford	74 77						
				306	A	UNC Greensboro	72 67	171	H	Chattanooga	64 54						
				340	A	Western Caro.	72 41	340	H	Western Caro.	88 80						
				283	H	Samford	71 50	306	H	UNC Greensboro	85 76						
				136	H	Mercer	77 83	136	A	Mercer	41 64						

Non-Div I Games:

ETSU

■ Loss,
 ■ Non-Conf,
 ■ S Site,
 ■ H Home
 ■ A Away
 N Neutral

East Carolina

Through Games Of March 2, 2019

Average RPI Win:	240	WON-LOST	WINNING	LAST 10	STRENGTH OF	OPP. STRENGTH	TEAM	ADJ.	CONF.	ADJ CONF.
Average RPI Loss:	126	RECORD	PCT. RANK	GAMES	SCHEDULE	OF SCHEDULE	RPI	RPI	RPI	RPI
DIV. I ONLY	14- 14	170	1- 0	254	118	209	209	9	9	
DIV. I NON-CONF.	9- 4	85	0- 0	309	262	192	192	8	8	
TOTALS	RPI 1-25	RPI 26-50	W-L RECORDS	RPI 51-100	RPI 101-150	RPI 150+				
14- 14	0- 2	0- 0	OVERALL	0- 3	1- 3	13- 6				
10- 5	0- 1	0- 0	HOME	0- 1	1- 2	9- 1				
2- 9	0- 1	0- 0	AWAY	0- 2	0- 1	2- 5				
2- 0	0- 0	0- 0	NEUTRAL	0- 0	0- 0	2- 0				
9- 4	0- 0	0- 0	NON-CONFERENCE	0- 1	1- 2	8- 1				
7- 1	0- 0	0- 0	HOME	0- 0	1- 1	6- 0				
0- 3	0- 0	0- 0	AWAY	0- 1	0- 1	0- 1				
2- 0	0- 0	0- 0	NEUTRAL	0- 0	0- 0	2- 0				
5- 10	0- 2	0- 0	CONFERENCE	0- 2	0- 1	5- 5				
3- 4	0- 1	0- 0	HOME	0- 1	0- 1	3- 1				
2- 6	0- 1	0- 0	AWAY	0- 1	0- 0	2- 4				
0- 0	0- 0	0- 0	NEUTRAL	0- 0	0- 0	0- 0				

RPI S Opponent	Score	RPI S Opponent	Score	RPI S Opponent	Score	RPI S Opponent	Score	Team's RPI: 209
6 A UConn	55 118			82 H Cincinnati	57 68	117 A Charlotte	46 52	
17 H UCF	58 61			84 A Duke	66 83	124 H UNCW	68 71	
				92 A Houston	52 63	127 H South Fla.	50 63	
						139 H Wake Forest	70 61	
						154 A William & Mary	43 63	
						161 A Tulane	57 68	
						161 H Tulane	63 61	
						162 A Tulsa	64 60	
						162 H Tulsa	55 75	
						165 A Temple	62 84	
						188 H UMES	84 69	
						204 A SMU	64 54	
						208 H Liberty	66 63	
						218 A Memphis	46 58	
						218 H Memphis	68 59	
						230 H Monmouth	73 67	
						253 A Wichita St.	47 57	
						253 H Wichita St.	78 56	
						291 N South Carolina St.	71 63	
						300 H Kennesaw St.	68 56	
						335 H Grand Canyon	59 47	
						337 H USC Upstate	63 53	
						339 N Longwood	61 52	
LAST 12 Division I GAMES:								
162 A Tulsa	64 60	6 A UConn	55 118	161 H Tulane	63 61			
82 H Cincinnati	57 68	253 A Wichita St.	47 57	165 A Temple	62 84			
127 H South Fla.	50 63	17 H UCF	58 61					
92 A Houston	52 63	218 A Memphis	46 58					
204 A SMU	64 54							
218 H Memphis	68 59							

Non-Div I Games:

East Carolina

Loss, Non-Conf, S Site, H Home A Away N Neutral

Average RPI Win:	245	WON-LOST	WINNING	LAST 10	STRENGTH OF	OPP. STRENGTH	TEAM	ADJ.	CONF.	ADJ CONF.
Average RPI Loss:	189	RECORD	PCT. RANK	GAMES	SCHEDULE	OF SCHEDULE	RPI	RPI	RPI	RPI
DIV. I ONLY	8- 18	275	0- 1	220	293	290	290	22	22	
DIV. I NON-CONF.	3- 5	227	0- 0	257	260	241	241	22	22	
TOTALS	RPI 1-25	RPI 26-50	W-L RECORDS	RPI 51-100	RPI 101-150	RPI 150+				
8- 18	0- 0	0- 0	OVERALL	0- 2	1- 4	7- 12				
6- 5	0- 0	0- 0	HOME	0- 0	1- 1	5- 4				
1- 13	0- 0	0- 0	AWAY	0- 2	0- 3	1- 8				
1- 0	0- 0	0- 0	NEUTRAL	0- 0	0- 0	1- 0				
3- 5	0- 0	0- 0	NON-CONFERENCE	0- 1	0- 2	3- 2				
2- 0	0- 0	0- 0	HOME	0- 0	0- 0	2- 0				
0- 5	0- 0	0- 0	AWAY	0- 1	0- 2	0- 2				
1- 0	0- 0	0- 0	NEUTRAL	0- 0	0- 0	1- 0				
5- 13	0- 0	0- 0	CONFERENCE	0- 1	1- 2	4- 10				
4- 5	0- 0	0- 0	HOME	0- 0	1- 1	3- 4				
1- 8	0- 0	0- 0	AWAY	0- 1	0- 1	1- 6				
0- 0	0- 0	0- 0	NEUTRAL	0- 0	0- 0	0- 0				

RPI 1-25			RPI 26-50			RPI 51-100				RPI 101+			Team's RPI: 290				
RPI	S	Opponent	Score	RPI	S	Opponent	Score	RPI	S	Opponent	Score	RPI	S	Opponent	Score		
								60	A	Belmont	57	98	110	A	Northern Ill.	59	78
								66	A	Butler	37	72	123	A	UT Martin	66	90
												123	H	UT Martin	77	71	
												131	H	Morehead St.	57	67	
												147	A	Southern Ill.	59	73	
												157	A	Bradley	64	67	
												160	A	Tennessee Tech	88	99	
												160	H	Tennessee Tech	51	68	
												212	A	Jacksonville St.	49	78	
												212	H	Jacksonville St.	52	49	
												215	H	Indiana St.	63	39	
												226	N	Western Ill.	64	62	
												233	A	SIUE	62	78	
												233	H	SIUE	56	65	
												238	A	Southeast Mo. St.	57	72	
												238	H	Southeast Mo. St.	54	80	
												259	A	Austin Peay	67	57	
												259	H	Austin Peay	60	73	
												260	A	Murray St.	51	60	
												260	H	Murray St.	75	67	
												301	A	Tennessee St.	66	70	
												310	A	Valparaiso	60	62	
												332	H	Eastern Ky.	80	60	
												334	H	Purdue Fort Wayne	72	63	
LAST 12 Division I GAMES:																	
160	H	Tennessee Tech	51	68	259	A	Austin Peay	67	57								
212	H	Jacksonville St.	52	49	260	A	Murray St.	51	60								
301	A	Tennessee St.	66	70	131	H	Morehead St.	57	67								
60	A	Belmont	57	98	332	H	Eastern Ky.	80	60								
238	H	Southeast Mo. St.	54	80	238	A	Southeast Mo. St.	57	72								
233	A	SIUE	62	78	123	A	UT Martin	66	90								

Non-Div I Games: Lincoln Christian 97 34 Eureka 104 48 Oakland City 102 43

Eastern Ill.

Eastern Ky.

Through Games Of March 2, 2019

Average RPI Win:	0	WON-LOST	WINNING	LAST 10	STRENGTH OF	OPP. STRENGTH	TEAM	ADJ.	CONF.	ADJ CONF.
Average RPI Loss:	174	RECORD	PCT. RANK	GAMES	SCHEDULE	OF SCHEDULE	RPI	RPI	RPI	RPI
DIV. I ONLY	0- 27	351	0- 1	105	275	332	332	22	22	
DIV. I NON-CONF.	0- 9	336	0- 1	25	202	272	272	22	22	
TOTALS	RPI 1-25	RPI 26-50	W-L RECORDS	RPI 51-100	RPI 101-150	RPI 150+				
0- 27	0- 1	0- 2	OVERALL	0- 4	0- 4	0- 16				
0- 11	0- 0	0- 0	HOME	0- 1	0- 2	0- 8				
0- 14	0- 0	0- 2	AWAY	0- 2	0- 2	0- 8				
0- 2	0- 1	0- 0	NEUTRAL	0- 1	0- 0	0- 0				
0- 9	0- 1	0- 2	NON-CONFERENCE	0- 2	0- 1	0- 3				
0- 2	0- 0	0- 0	HOME	0- 0	0- 0	0- 2				
0- 5	0- 0	0- 2	AWAY	0- 1	0- 1	0- 1				
0- 2	0- 1	0- 0	NEUTRAL	0- 1	0- 0	0- 0				
0- 18	0- 0	0- 0	CONFERENCE	0- 2	0- 3	0- 13				
0- 9	0- 0	0- 0	HOME	0- 1	0- 2	0- 6				
0- 9	0- 0	0- 0	AWAY	0- 1	0- 1	0- 7				
0- 0	0- 0	0- 0	NEUTRAL	0- 0	0- 0	0- 0				

RPI S	Opponent	Score	RPI S	Opponent	Score	RPI S	Opponent	Score	RPI S	Opponent	Score	Team's RPI: 332
23 N	Florida St.	45 62	38 A	Ohio	60 100	60 A	Belmont	43 69	123 H	UT Martin	61 87	
			48 A	Miami (OH)	44 60	60 H	Belmont	52 87	131 A	Morehead St.	52 68	
						70 A	West Virginia	29 78	131 H	Morehead St.	61 64	
						70 N	West Virginia	39 81	141 A	Akron	54 63	
									160 A	Tennessee Tech	57 77	
									160 H	Tennessee Tech	68 81	
									178 H	Saint Louis	43 70	
									212 A	Jacksonville St.	64 69	
									212 H	Jacksonville St.	44 53	
									213 H	George Mason	75 91	
									233 A	SIUE	55 74	
									238 H	Southeast Mo. St.	42 52	
									259 A	Austin Peay	65 100	
									259 H	Austin Peay	60 80	
									260 A	Murray St.	63 81	
									260 H	Murray St.	63 76	
									272 A	Western Mich.	53 64	
									290 A	Eastern Ill.	60 80	
									301 A	Tennessee St.	38 60	
									301 H	Tennessee St.	31 57	
LAST 12 Division I GAMES:												
70 N	West Virginia	39 81	260 H	Murray St.	63 76							
131 H	Morehead St.	61 64	301 H	Tennessee St.	31 57							
259 H	Austin Peay	60 80	60 H	Belmont	52 87							
212 A	Jacksonville St.	64 69	233 A	SIUE	55 74							
160 A	Tennessee Tech	57 77	290 A	Eastern Ill.	60 80							
131 A	Morehead St.	52 68	160 H	Tennessee Tech	68 81							

Non-Div I Games: Brescia 70 41 Ky. Christian 90 35

Eastern Ky.

Loss, Non-Conf, S Site, H Home A Away N Neutral

Average RPI Win:	253	WON-LOST	WINNING	LAST 10	STRENGTH OF	OPP. STRENGTH	TEAM	ADJ.	CONF.	ADJ CONF.
Average RPI Loss:	101	RECORD	PCT. RANK	GAMES	SCHEDULE	OF SCHEDULE	RPI	RPI	RPI	RPI
DIV. I ONLY	11- 15	219	0- 1	187	112	211	211	8	8	
DIV. I NON-CONF.	6- 4	125	0- 0	343	244	261	261	9	9	
TOTALS	RPI 1-25	RPI 26-50	W-L RECORDS	RPI 51-100	RPI 101-150	RPI 150+				
11- 15	0- 3	0- 3	OVERALL	0- 4	2- 2	9- 3				
8- 4	0- 1	0- 1	HOME	0- 1	1- 1	7- 0				
3- 8	0- 1	0- 2	AWAY	0- 2	1- 1	2- 2				
0- 3	0- 1	0- 0	NEUTRAL	0- 1	0- 0	0- 1				
6- 4	0- 1	0- 0	NON-CONFERENCE	0- 1	0- 0	6- 2				
4- 0	0- 0	0- 0	HOME	0- 0	0- 0	4- 0				
2- 1	0- 0	0- 0	AWAY	0- 0	0- 0	2- 1				
0- 3	0- 1	0- 0	NEUTRAL	0- 1	0- 0	0- 1				
5- 11	0- 2	0- 3	CONFERENCE	0- 3	2- 2	3- 1				
4- 4	0- 1	0- 1	HOME	0- 1	1- 1	3- 0				
1- 7	0- 1	0- 2	AWAY	0- 2	1- 1	0- 1				
0- 0	0- 0	0- 0	NEUTRAL	0- 0	0- 0	0- 0				

RPI 1-25			RPI 26-50			RPI 51-100			RPI 101+ Team's RPI: 211		
RPI	S	Opponent	Score	RPI	S	Opponent	Score	RPI	S	Opponent	Score
11	N	Iowa St.	59 85	31	H	Buffalo	84 91	66	N	Butler	63 73
25	A	Central Mich.	61 71	38	A	Ohio	44 85	85	A	Toledo	43 63
25	H	Central Mich.	60 87	48	A	Miami (OH)	58 63	90	A	Kent St.	64 71
								90	H	Kent St.	54 67
LAST 12 Division I GAMES:											
25	H	Central Mich.	60 87	85	A	Toledo	43 63				
110	A	Northern Ill.	60 70	48	A	Miami (OH)	58 63				
272	A	Western Mich.	68 71	110	H	Northern Ill.	65 68				
141	H	Akron	67 60	25	A	Central Mich.	61 71				
222	H	Ball St.	56 53	217	H	Bowling Green	81 74				
90	H	Kent St.	54 67	38	A	Ohio	44 85				

Non-Div I Games: Northwood 53 39

Eastern Mich.

■ Loss,
 ■ Non-Conf,
 ■ S Site,
 ■ H Home
 ■ A Away
 N Neutral

Eastern Wash.

Through Games Of March 2, 2019

Average RPI Win:	218	WON-LOST	WINNING	LAST 10	STRENGTH OF	OPP. STRENGTH	TEAM	ADJ.	CONF.	ADJ CONF.
Average RPI Loss:	121	RECORD	PCT. RANK	GAMES	SCHEDULE	OF SCHEDULE	RPI	RPI	RPI	RPI
DIV. I ONLY	9- 17	258	0- 1	79	168	180	180	16	16	
DIV. I NON-CONF.	0- 8	336	0- 0	12	122	232	232	12	12	
TOTALS	RPI 1-25	RPI 26-50	W-L RECORDS	RPI 51-100	RPI 101-150	RPI 150+				
9- 17	0- 2	0- 1	OVERALL	0- 5	2- 6	7- 3				
3- 8	0- 1	0- 0	HOME	0- 3	0- 3	3- 1				
6- 7	0- 0	0- 1	AWAY	0- 2	2- 2	4- 2				
0- 2	0- 1	0- 0	NEUTRAL	0- 0	0- 1	0- 0				
0- 8	0- 2	0- 1	NON-CONFERENCE	0- 3	0- 1	0- 1				
0- 3	0- 1	0- 0	HOME	0- 2	0- 0	0- 0				
0- 3	0- 0	0- 1	AWAY	0- 1	0- 0	0- 1				
0- 2	0- 1	0- 0	NEUTRAL	0- 0	0- 1	0- 0				
9- 9	0- 0	0- 0	CONFERENCE	0- 2	2- 5	7- 2				
3- 5	0- 0	0- 0	HOME	0- 1	0- 3	3- 1				
6- 4	0- 0	0- 0	AWAY	0- 1	2- 2	4- 1				
0- 0	0- 0	0- 0	NEUTRAL	0- 0	0- 0	0- 0				

RPI S	Opponent	Score	RPI S	Opponent	Score	RPI S	Opponent	Score	RPI S	Opponent	Score	Team's RPI: 180
13 H	Gonzaga	51 63	33 A	BYU	65 80	58 A	Boise St.	55 67	109 A	Northern Colo.	76 72	
20 N	Oregon St.	45 93				68 H	Utah	51 95	109 H	Northern Colo.	62 67	
						73 A	Idaho	68 84	113 A	Idaho St.	48 63	
						73 H	Idaho	74 75	130 A	Portland St.	57 76	
						91 H	Fresno St.	58 68	130 H	Portland St.	64 76	
									148 A	Montana St.	89 87	
									148 H	Montana St.	47 61	
									149 N	UC Riverside	45 57	
									181 A	Montana	68 62	
									181 H	Montana	67 64	
									243 A	Northern Ariz.	64 62	
									243 H	Northern Ariz.	81 76	
									254 A	Sacramento St.	71 62	
									254 H	Sacramento St.	70 73	
									279 A	Southern Utah	63 73	
									279 H	Southern Utah	80 66	
									320 A	Weber St.	64 58	
									324 A	Cal Poly	55 59	
LAST 12 Division I GAMES:												
130 A	Portland St.	57 76	181 H	Montana	67 64							
254 A	Sacramento St.	71 62	148 H	Montana St.	47 61							
243 H	Northern Ariz.	81 76	243 A	Northern Ariz.	64 62							
279 H	Southern Utah	80 66	279 A	Southern Utah	63 73							
73 H	Idaho	74 75	254 H	Sacramento St.	70 73							
109 A	Northern Colo.	76 72	130 H	Portland St.	64 76							

Non-Div I Games: Eastern Ore. 66 45

Eastern Wash.

Loss, Non-Conf, S Site, H Home A Away N Neutral

Average RPI Win: 243	WON-LOST	WINNING	LAST 10	STRENGTH OF	OPP. STRENGTH	TEAM	ADJ.	CONF.	ADJ CONF.
Average RPI Loss: 114	RECORD	PCT. RANK	GAMES	SCHEDULE	OF SCHEDULE	RPI	RPI	RPI	RPI
DIV. I ONLY	7- 18	286	0- 1	95	153	221	221	10	10
DIV. I NON-CONF.	4- 6	212	0- 0	115	241	184	184	10	10
TOTALS	RPI 1-25	RPI 26-50	W-L RECORDS	RPI 51-100	RPI 101-150	RPI 150+			
7- 18	0- 0	0- 4	OVERALL	0- 2	0- 9	7- 3			
3- 9	0- 0	0- 3	HOME	0- 1	0- 4	3- 1			
4- 9	0- 0	0- 1	AWAY	0- 1	0- 5	4- 2			
0- 0	0- 0	0- 0	NEUTRAL	0- 0	0- 0	0- 0			
4- 6	0- 0	0- 2	NON-CONFERENCE	0- 1	0- 2	4- 1			
2- 3	0- 0	0- 2	HOME	0- 0	0- 1	2- 0			
2- 3	0- 0	0- 0	AWAY	0- 1	0- 1	2- 1			
0- 0	0- 0	0- 0	NEUTRAL	0- 0	0- 0	0- 0			
3- 12	0- 0	0- 2	CONFERENCE	0- 1	0- 7	3- 2			
1- 6	0- 0	0- 1	HOME	0- 1	0- 3	1- 1			
2- 6	0- 0	0- 1	AWAY	0- 0	0- 4	2- 1			
0- 0	0- 0	0- 0	NEUTRAL	0- 0	0- 0	0- 0			

RPI S	Opponent	Score	RPI S	Opponent	Score	RPI S	Opponent	Score	RPI S	Opponent	Score	Team's RPI: 221
34	H North Carolina	69 100	74	H Drexel	44 59	106	A Towson	58 59				
36	A James Madison	30 82	84	A Duke	64 81	106	H Towson	50 59				
36	H James Madison	46 74				107	A Northeastern	71 79				
50	H Auburn	44 96				124	A UNCW	51 76				
						124	H UNCW	70 75				
						128	H Marist	57 61				
						146	A Delaware	59 71				
						146	H Delaware	63 74				
						150	A Appalachian St.	62 65				
						153	H Davidson	73 72				
						154	A William & Mary	60 65				
						154	H William & Mary	59 64				
						195	H N.C. A&T	73 64				
						207	A Hampton	77 62				
						220	A Hofstra	77 64				
						293	A Winthrop	57 58				
						296	A Col. of Charleston	72 52				
						296	H Col. of Charleston	76 68				
						337	A N.C. Central	83 54				
LAST 12 Division I GAMES:												
146	A Delaware	59 71	146	H Delaware	63 74							
106	H Towson	50 59	74	H Drexel	44 59							
36	H James Madison	46 74	36	A James Madison	30 82							
154	H William & Mary	59 64	106	A Towson	58 59							
296	A Col. of Charleston	72 52	154	A William & Mary	60 65							
124	A UNCW	51 76	124	H UNCW	70 75							

Non-Div I Games: Chowan 88 74

Elon

Average RPI Win:	284	WON-LOST	WINNING	LAST 10	STRENGTH OF	OPP. STRENGTH	TEAM	ADJ.	CONF.	ADJ CONF.
Average RPI Loss:	179	RECORD	PCT. RANK	GAMES	SCHEDULE	OF SCHEDULE	RPI	RPI	RPI	RPI
DIV. I ONLY	4- 23	333	1- 0	246	251	329	329	13	13	
DIV. I NON-CONF.	2- 9	297	0- 0	331	339	346	346	15	15	
TOTALS	RPI 1-25	RPI 26-50	W-L RECORDS	RPI 51-100	RPI 101-150	RPI 150+				
4- 23	0- 2	0- 0	OVERALL	0- 3	0- 3	4- 15				
2- 10	0- 1	0- 0	HOME	0- 1	0- 0	2- 8				
2- 13	0- 1	0- 0	AWAY	0- 2	0- 3	2- 7				
0- 0	0- 0	0- 0	NEUTRAL	0- 0	0- 0	0- 0				
2- 9	0- 0	0- 0	NON-CONFERENCE	0- 0	0- 2	2- 7				
1- 4	0- 0	0- 0	HOME	0- 0	0- 0	1- 4				
1- 5	0- 0	0- 0	AWAY	0- 0	0- 2	1- 3				
0- 0	0- 0	0- 0	NEUTRAL	0- 0	0- 0	0- 0				
2- 14	0- 2	0- 0	CONFERENCE	0- 3	0- 1	2- 8				
1- 6	0- 1	0- 0	HOME	0- 1	0- 0	1- 4				
1- 8	0- 1	0- 0	AWAY	0- 2	0- 1	1- 4				
0- 0	0- 0	0- 0	NEUTRAL	0- 0	0- 0	0- 0				

RPI 1-25				RPI 26-50				RPI 51-100				RPI 101+ Team's RPI: 329			
RPI	S	Opponent	Score	RPI	S	Opponent	Score	RPI	S	Opponent	Score	RPI	S	Opponent	Score
22	A	Drake	39 66					62	A	Missouri St.	66 88	116	A	Dayton	30 69
22	H	Drake	47 78					94	A	UNI	46 95	131	A	Morehead St.	63 85
								94	H	UNI	46 74	147	A	Southern Ill.	47 67
												157	A	Bradley	63 81
												157	H	Bradley	68 75
												159	A	Illinois St.	59 82
												159	H	Illinois St.	61 72
												192	A	Wisconsin	60 96
												199	A	Marshall	65 72
												215	A	Indiana St.	59 56
												215	H	Indiana St.	69 76
												233	H	SIUE	45 54
												238	H	Southeast Mo. St.	50 54
												242	A	Loyola Chicago	56 61
												242	H	Loyola Chicago	51 71
												259	H	Austin Peay	56 52
												260	A	Murray St.	53 81
												310	A	Valparaiso	49 93
												310	H	Valparaiso	77 65
												334	H	Purdue Fort Wayne	66 72
												336	H	UIC	54 62
												350	A	Chicago St.	67 58
LAST 12 Division I GAMES:															
215	A	Indiana St.	59 56	159	A	Illinois St.	59 82								
94	A	UNI	46 95	215	H	Indiana St.	69 76								
22	A	Drake	39 66	22	H	Drake	47 78								
242	H	Loyola Chicago	51 71	94	H	UNI	46 74								
310	H	Valparaiso	77 65	310	A	Valparaiso	49 93								
157	A	Bradley	63 81	242	A	Loyola Chicago	56 61								

Non-Div I Games:

Evansville

■ Loss,
■ Non-Conf, S Site,
■ Home
■ Away
N Neutral

Average RPI Win:	239	WON-LOST	WINNING	LAST 10	STRENGTH OF	OPP. STRENGTH	TEAM	ADJ.	CONF.	ADJ CONF.
Average RPI Loss:	55	RECORD	PCT. RANK	GAMES	SCHEDULE	OF SCHEDULE	RPI	RPI	RPI	RPI
DIV. I ONLY	22- 4	15	1- 0	207	226	65	65	24	24	
DIV. I NON-CONF.	7- 4	108	0- 0	88	83	75	75	26	26	
TOTALS	RPI 1-25	RPI 26-50	W-L RECORDS	RPI 51-100	RPI 101-150	RPI 150+				
22- 4	0- 1	0- 1	OVERALL	2- 1	0- 1	20- 0				
11- 1	0- 0	0- 0	HOME	1- 0	0- 1	10- 0				
10- 2	0- 0	0- 1	AWAY	0- 1	0- 0	10- 0				
1- 1	0- 1	0- 0	NEUTRAL	1- 0	0- 0	0- 0				
7- 4	0- 1	0- 1	NON-CONFERENCE	2- 1	0- 1	5- 0				
4- 1	0- 0	0- 0	HOME	1- 0	0- 1	3- 0				
2- 2	0- 0	0- 1	AWAY	0- 1	0- 0	2- 0				
1- 1	0- 1	0- 0	NEUTRAL	1- 0	0- 0	0- 0				
15- 0	0- 0	0- 0	CONFERENCE	0- 0	0- 0	15- 0				
7- 0	0- 0	0- 0	HOME	0- 0	0- 0	7- 0				
8- 0	0- 0	0- 0	AWAY	0- 0	0- 0	8- 0				
0- 0	0- 0	0- 0	NEUTRAL	0- 0	0- 0	0- 0				

RPI S	Opponent	Score	RPI S	Opponent	Score	RPI S	Opponent	Score	Team's RPI: 65	RPI S	Opponent	Score
4 N	Stanford	65 88	28 A	South Dakota St.	62 80	77 N	American	90 71		103 H	UAB	60 62
						84 A	Duke	41 57		155 H	Abilene Christian	81 65
						92 H	Houston	76 71		179 A	North Ala.	68 52
										179 H	North Ala.	76 51
										198 A	Stetson	73 40
										208 A	Liberty	65 64
										208 H	Liberty	68 50
										228 A	Jacksonville	68 62
										228 H	Jacksonville	82 58
										229 A	Saint Francis (PA)	83 69
										235 A	Hawaii	73 67
										248 A	North Florida	105 66
										248 H	North Florida	80 48
										300 A	Kennesaw St.	69 46
										300 H	Kennesaw St.	79 48
										315 H	Coppin St.	93 61
										316 H	FIU	100 58
										326 A	NJIT	67 35
										326 H	NJIT	61 42
										328 A	Lipscomb	80 46
										328 H	Lipscomb	82 40
LAST 12 Division I GAMES:												
228 A	Jacksonville	68 62	179 H	North Ala.	76 51							
300 H	Kennesaw St.	79 48	228 H	Jacksonville	82 58							
328 A	Lipscomb	80 46	326 A	NJIT	67 35							
198 A	Stetson	73 40	248 H	North Florida	80 48							
326 H	NJIT	61 42	328 H	Lipscomb	82 40							
208 A	Liberty	65 64	300 A	Kennesaw St.	69 46							

Non-Div I Games: Fla. Memorial 99 68 Johnson & Wales (FI109 64

FGCU

Loss, Non-Conf, S Site, H Home A Away N Neutral

Average RPI Win:	324	WON-LOST	WINNING	LAST 10	STRENGTH OF	OPP. STRENGTH	TEAM	ADJ.	CONF.	ADJ CONF.
Average RPI Loss:	155	RECORD	PCT. RANK	GAMES	SCHEDULE	OF SCHEDULE	RPI	RPI	RPI	RPI
DIV. I ONLY	5- 22	322	0- 1	172	243	316	316	14	14	
DIV. I NON-CONF.	3- 9	271	0- 1	177	345	314	314	17	17	
TOTALS	RPI 1-25	RPI 26-50	W-L RECORDS	RPI 51-100	RPI 101-150	RPI 150+				
5- 22	0- 1	0- 1	OVERALL	0- 3	0- 6	5- 11				
5- 12	0- 1	0- 0	HOME	0- 1	0- 5	5- 5				
0- 10	0- 0	0- 1	AWAY	0- 2	0- 1	0- 6				
0- 0	0- 0	0- 0	NEUTRAL	0- 0	0- 0	0- 0				
3- 9	0- 1	0- 0	NON-CONFERENCE	0- 1	0- 2	3- 5				
3- 6	0- 1	0- 0	HOME	0- 0	0- 2	3- 3				
0- 3	0- 0	0- 0	AWAY	0- 1	0- 0	0- 2				
0- 0	0- 0	0- 0	NEUTRAL	0- 0	0- 0	0- 0				
2- 13	0- 0	0- 1	CONFERENCE	0- 2	0- 4	2- 6				
2- 6	0- 0	0- 0	HOME	0- 1	0- 3	2- 2				
0- 7	0- 0	0- 1	AWAY	0- 1	0- 1	0- 4				
0- 0	0- 0	0- 0	NEUTRAL	0- 0	0- 0	0- 0				

RPI 1-25			RPI 26-50			RPI 51-100			RPI 101+			Team's RPI: 316
RPI	S	Opponent	Score	RPI	S	Opponent	Score	RPI	S	Opponent	Score	Score
19	H	Miami (FL)	43 94	29	A	Rice	44 76	65	A	FGCU	58 100	103 H UAB 59 83
								67	H	Middle Tenn.	43 49	108 H South Alabama 77 84
								89	A	Old Dominion	68 95	115 H Western Ky. 82 94
												117 A Charlotte 54 69
												117 H Charlotte 53 62
												132 H Georgia St. 61 67
												167 A Louisiana Tech 72 90
												182 A North Texas 50 75
												187 A Southern Miss. 57 71
												199 H Marshall 58 86
												206 H Campbell 54 59
												219 H Howard 62 89
												224 A Bethune-Cookman 57 68
												228 H Jacksonville 62 73
												248 A North Florida 53 62
												274 H UTEP 55 60
												304 A Fla. Atlantic 55 77
												304 H Fla. Atlantic 56 49
												308 H UTSA 51 40
												313 H Morgan St. 59 50
												345 H Florida A&M 77 54
												351 H Alcorn 75 40
LAST 12 Division I GAMES:												
108	H	South Alabama	77 84	274	H	UTEP	55 60					
206	H	Campbell	54 59	308	H	UTSA	51 40					
117	H	Charlotte	53 62	167	A	Louisiana Tech	72 90					
304	H	Fla. Atlantic	56 49	187	A	Southern Miss.	57 71					
182	A	North Texas	50 75	304	A	Fla. Atlantic	55 77					
29	A	Rice	44 76	199	H	Marshall	58 86					

Non-Div I Games: Palm Beach Atl. 63 66

FIU

Loss, Non-Conf, S Site, H Home A Away N Neutral

Fairfield

Through Games Of March 2, 2019

Average RPI Win:	302	WON-LOST	WINNING	LAST 10	STRENGTH OF	OPP. STRENGTH	TEAM	ADJ.	CONF.	ADJ CONF.
Average RPI Loss:	183	RECORD	PCT. RANK	GAMES	SCHEDULE	OF SCHEDULE	RPI	RPI	RPI	RPI
DIV. I ONLY	10- 19	263	0- 1	299	291	295	295	26	26	
DIV. I NON-CONF.	3- 8	267	0- 0	298	289	312	312	27	27	
TOTALS	RPI 1-25	RPI 26-50	W-L RECORDS	RPI 51-100	RPI 101-150	RPI 150+				
10- 19	0- 0	0- 3	OVERALL	0- 0	0- 3	10- 13				
5- 7	0- 0	0- 1	HOME	0- 0	0- 2	5- 4				
4- 9	0- 0	0- 1	AWAY	0- 0	0- 1	4- 7				
1- 3	0- 0	0- 1	NEUTRAL	0- 0	0- 0	1- 2				
3- 8	0- 0	0- 1	NON-CONFERENCE	0- 0	0- 1	3- 6				
1- 2	0- 0	0- 0	HOME	0- 0	0- 1	1- 1				
1- 3	0- 0	0- 0	AWAY	0- 0	0- 0	1- 3				
1- 3	0- 0	0- 1	NEUTRAL	0- 0	0- 0	1- 2				
7- 11	0- 0	0- 2	CONFERENCE	0- 0	0- 2	7- 7				
4- 5	0- 0	0- 1	HOME	0- 0	0- 1	4- 3				
3- 6	0- 0	0- 1	AWAY	0- 0	0- 1	3- 4				
0- 0	0- 0	0- 0	NEUTRAL	0- 0	0- 0	0- 0				

RPI S	Opponent	Score	RPI S	Opponent	Score	RPI S	Opponent	Score	RPI S	Opponent	Score	Team's RPI: 295
41 N	Bucknell	54 77	47 A	Quinnipiac	36 81	47 H	Quinnipiac	40 48	107 H	Northeastern	50 59	
									128 A	Marist	44 85	
									128 H	Marist	46 56	
									154 H	William & Mary	54 60	
									172 A	Rider	59 62	
									172 H	Rider	53 60	
									193 A	Xavier	35 48	
									197 A	Dartmouth	46 59	
									201 N	Furman	70 77	
									216 N	Massachusetts	49 59	
									230 H	Monmouth	63 73	
									265 A	Niagara	68 71	
									265 H	Niagara	55 54	
									266 A	Siena	66 40	
									266 H	Siena	59 55	
									268 A	Richmond	58 40	
									275 A	Manhattan	41 47	
									281 A	Canisius	50 53	
									281 H	Canisius	72 65	
									286 A	Brown	49 68	
									325 A	Iona	55 42	
									325 H	Iona	67 56	
									336 N	UIC	68 60	
									343 A	Saint Peter's	69 61	
									343 H	Saint Peter's	65 68	
									348 H	LIU Brooklyn	71 43	
LAST 12 Division I GAMES:												
172 H	Rider	53 60	265 H	Niagara	55 54							
325 H	Iona	67 56	281 H	Canisius	72 65							
343 A	Saint Peter's	69 61	230 H	Monmouth	63 73							
128 A	Marist	44 85	275 A	Manhattan	41 47							
47 H	Quinnipiac	40 48	266 H	Siena	59 55							
266 A	Siena	66 40	325 A	Iona	55 42							

Non-Div I Games:

Fairfield

■ Loss,
 ■ Non-Conf,
 ■ S Site,
 ■ H Home
 ■ A Away
 N Neutral

Average RPI Win: 321		WON-LOST	WINNING	LAST 10	STRENGTH OF	OPP. STRENGTH	TEAM	ADJ.	CONF.	ADJ CONF.
Average RPI Loss: 250		RECORD	PCT. RANK	GAMES	SCHEDULE	OF SCHEDULE	RPI	RPI	RPI	RPI
DIV. I ONLY		4- 21	331	0- 1	334	351	347	347	31	31
DIV. I NON-CONF.		1- 8	322	0- 0	334	350	350	350	31	31
TOTALS		RPI 1-25	RPI 26-50	W-L RECORDS	RPI 51-100	RPI 101-150	RPI 150+			
4- 21	0- 0		0- 0	OVERALL	0- 0	0- 1	4- 20			
3- 8	0- 0		0- 0	HOME	0- 0	0- 0	3- 8			
1- 13	0- 0		0- 0	AWAY	0- 0	0- 1	1- 12			
0- 0	0- 0		0- 0	NEUTRAL	0- 0	0- 0	0- 0			
1- 8	0- 0		0- 0	NON-CONFERENCE	0- 0	0- 1	1- 7			
1- 2	0- 0		0- 0	HOME	0- 0	0- 0	1- 2			
0- 6	0- 0		0- 0	AWAY	0- 0	0- 1	0- 5			
0- 0	0- 0		0- 0	NEUTRAL	0- 0	0- 0	0- 0			
3- 13	0- 0		0- 0	CONFERENCE	0- 0	0- 0	3- 13			
2- 6	0- 0		0- 0	HOME	0- 0	0- 0	2- 6			
1- 7	0- 0		0- 0	AWAY	0- 0	0- 0	1- 7			
0- 0	0- 0		0- 0	NEUTRAL	0- 0	0- 0	0- 0			

RPI 1-25				RPI 26-50				RPI 51-100				RPI 101+				Team's RPI: 347	
RPI	S	Opponent	Score	RPI	S	Opponent	Score	RPI	S	Opponent	Score	RPI	S	Opponent	Score		
												140	A	Stony Brook	49	63	
												189	A	Robert Morris	49	71	
												189	H	Robert Morris	43	63	
												205	A	Sacred Heart	62	68	
												205	H	Sacred Heart	63	82	
												219	H	Howard	58	79	
												229	A	Saint Francis (PA)	64	75	
												229	H	Saint Francis (PA)	65	77	
												239	A	Mt. St. Mary's	57	62	
												239	H	Mt. St. Mary's	47	63	
												246	A	Binghamton	54	73	
												251	A	Colgate	52	71	
												255	A	St. Francis Brooklyn	61	73	
												255	H	St. Francis Brooklyn	53	64	
												285	A	Army West Point	40	62	
												292	A	Air Force	37	85	
												299	A	Bryant	48	68	
												299	H	Bryant	63	53	
												311	A	Wagner	59	71	
												311	H	Wagner	44	60	
												312	H	Central Conn. St.	74	67	
												326	H	NJIT	64	43	
												327	H	Lafayette	57	63	
												343	A	Saint Peter's	58	75	
												348	A	LIU Brooklyn	69	52	
LAST 12 Division I GAMES:																	
				239	A	Mt. St. Mary's	57	62	255	A	St. Francis Brooklyn	61	73				
				205	H	Sacred Heart	63	82	189	H	Robert Morris	43	63				
				311	H	Wagner	44	60	299	H	Bryant	63	53				
				299	A	Bryant	48	68	255	H	St. Francis Brooklyn	53	64				
				229	H	Saint Francis (PA)	65	77	239	H	Mt. St. Mary's	47	63				
				205	A	Sacred Heart	62	68	348	A	LIU Brooklyn	69	52				

Non-Div I Games:	Georgian Court	70	45	Rutgers-Newark	97	51
------------------	----------------	----	----	----------------	----	----

Fairleigh Dickinson

Loss, Non-Conf, S Site, H Home A Away N Neutral

Fla. Atlantic

Through Games Of March 2, 2019

Average RPI Win:	297	WON-LOST	WINNING	LAST 10	STRENGTH OF	OPP. STRENGTH	TEAM	ADJ.	CONF.	ADJ CONF.
Average RPI Loss:	153	RECORD	PCT. RANK	GAMES	SCHEDULE	OF SCHEDULE	RPI	RPI	RPI	RPI
DIV. I ONLY	5- 23	325	0- 1	147	203	304	304	14	14	
DIV. I NON-CONF.	3- 10	278	0- 1	155	309	287	287	17	17	
TOTALS	RPI 1-25	RPI 26-50	W-L RECORDS	RPI 51-100	RPI 101-150	RPI 150+				
5- 23	0- 0	0- 2	OVERALL	0- 4	0- 4	5- 13				
4- 11	0- 0	0- 0	HOME	0- 1	0- 3	4- 7				
1- 12	0- 0	0- 2	AWAY	0- 3	0- 1	1- 6				
0- 0	0- 0	0- 0	NEUTRAL	0- 0	0- 0	0- 0				
3- 10	0- 0	0- 1	NON-CONFERENCE	0- 1	0- 1	3- 7				
2- 6	0- 0	0- 0	HOME	0- 0	0- 1	2- 5				
1- 4	0- 0	0- 1	AWAY	0- 1	0- 0	1- 2				
0- 0	0- 0	0- 0	NEUTRAL	0- 0	0- 0	0- 0				
2- 13	0- 0	0- 1	CONFERENCE	0- 3	0- 3	2- 6				
2- 5	0- 0	0- 0	HOME	0- 1	0- 2	2- 2				
0- 8	0- 0	0- 1	AWAY	0- 2	0- 1	0- 4				
0- 0	0- 0	0- 0	NEUTRAL	0- 0	0- 0	0- 0				

RPI	S	Opponent	Score	RPI	S	Opponent	Score	RPI	S	Opponent	Score	RPI	S	Opponent	Score	Team's RPI: 304
29	A	Rice	35 63	40	A	Michigan St.	74 89	67	A	Middle Tenn.	48 74	103	H	UAB	64 89	
								67	H	Middle Tenn.	55 74	115	H	Western Ky.	50 81	
								71	A	Little Rock	38 61	117	A	Charlotte	47 68	
								89	A	Old Dominion	53 87	132	H	Georgia St.	59 75	
												157	H	Bradley	59 80	
												161	A	Tulane	45 88	
												167	A	Louisiana Tech	55 86	
												178	H	Saint Louis	61 93	
												182	A	North Texas	62 82	
												187	A	Southern Miss.	45 67	
												195	H	N.C. A&T	65 67	
												199	H	Marshall	67 72	
												201	A	Furman	57 73	
												207	H	Hampton	68 72	
												266	A	Siena	70 66	
												268	H	Richmond	69 55	
												272	H	Western Mich.	59 69	
												274	H	UTEP	44 70	
												308	H	UTSA	86 70	
												316	A	FIU	49 56	
												316	H	FIU	77 55	
												327	H	Lafayette	53 49	
LAST 12 Division I GAMES:																
178	H	Saint Louis	61 93	308	H	UTSA	86 70	274	H	UTEP	44 70					
157	H	Bradley	59 80	187	A	Southern Miss.	45 67	167	A	Louisiana Tech	55 86					
67	A	Middle Tenn.	48 74	316	H	FIU	77 55	115	H	Western Ky.	50 81					
316	A	FIU	49 56													
29	A	Rice	35 63													
182	A	North Texas	62 82													

Non-Div I Games:

Fla. Atlantic

Loss, Non-Conf, S Site, H Home A Away N Neutral

Florida

Through Games Of March 2, 2019

Average RPI Win: 198	WON-LOST	WINNING	LAST 10	STRENGTH OF	OPP. STRENGTH	TEAM	ADJ.	CONF.	ADJ CONF.
Average RPI Loss: 88	RECORD	PCT. RANK	GAMES	SCHEDULE	OF SCHEDULE	RPI	RPI	RPI	RPI
DIV. I ONLY	6- 22	311	0- 1	42	71	225	225	5	5
DIV. I NON-CONF.	4- 9	252	0- 1	141	165	260	260	5	5
TOTALS	RPI 1-25	RPI 26-50	W-L RECORDS	RPI 51-100	RPI 101-150	RPI 150+			
6- 22	0- 6	1- 2	OVERALL	0- 7	1- 3	4- 4			
6- 9	0- 3	1- 1	HOME	0- 2	1- 2	4- 1			
0- 12	0- 3	0- 1	AWAY	0- 4	0- 1	0- 3			
0- 1	0- 0	0- 0	NEUTRAL	0- 1	0- 0	0- 0			
4- 9	0- 1	0- 1	NON-CONFERENCE	0- 2	1- 3	3- 2			
4- 3	0- 0	0- 0	HOME	0- 0	1- 2	3- 1			
0- 5	0- 1	0- 1	AWAY	0- 1	0- 1	0- 1			
0- 1	0- 0	0- 0	NEUTRAL	0- 1	0- 0	0- 0			
2- 13	0- 5	1- 1	CONFERENCE	0- 5	0- 0	1- 2			
2- 6	0- 3	1- 1	HOME	0- 2	0- 0	1- 0			
0- 7	0- 2	0- 0	AWAY	0- 3	0- 0	0- 2			
0- 0	0- 0	0- 0	NEUTRAL	0- 0	0- 0	0- 0			

RPI S	Opponent	Score	RPI S	Opponent	Score	RPI S	Opponent	Score	RPI S	Opponent	Score	Team's RPI: 225
9	H Mississippi St.	42 90	27	H Missouri	58 56	63	A Tennessee	50 67	107	H Northeastern	66 79	
15	A South Carolina	40 71	50	A Indiana	64 83	64	A LSU	51 69	114	H Northwestern	74 83	
15	H South Carolina	77 96	50	H Auburn	56 64	68	N Utah	58 74	136	A Mercer	82 92	
18	H Texas A&M	62 80				75	A Ohio St.	41 46	144	H Texas Tech	72 67	
21	A Kentucky	51 62				96	H Arkansas	73 83	151	A Alabama	67 74	
23	A Florida St.	56 63				98	A Georgia	58 93	151	H Alabama	57 55	
						98	H Georgia	57 69	196	A UNLV	53 56	
									214	A Ole Miss	66 76	
									224	H Bethune-Cookman	64 53	
									247	H Gardner-Webb	58 60	
									294	H Charleston So.	70 60	
									345	H Florida A&M	62 38	
LAST 12 Division I GAMES:												
196	A UNLV	53 56	151	H Alabama	57 55							
98	H Georgia	57 69	21	A Kentucky	51 62							
18	H Texas A&M	62 80	63	A Tennessee	50 67							
64	A LSU	51 69	96	H Arkansas	73 83							
15	H South Carolina	77 96	9	H Mississippi St.	42 90							
98	A Georgia	58 93	214	A Ole Miss	66 76							

Non-Div I Games:

Florida

Loss, Non-Conf, S Site, H Home A Away N Neutral

Average RPI Win:	246	WON-LOST	WINNING	LAST 10	STRENGTH OF	OPP. STRENGTH	TEAM	ADJ.	CONF.	ADJ CONF.
Average RPI Loss:	236	RECORD	PCT. RANK	GAMES	SCHEDULE	OF SCHEDULE	RPI	RPI	RPI	RPI
DIV. I ONLY	3- 23	342	0- 1	320	340	345	345	32	32	
DIV. I NON-CONF.	1- 10	330	0- 1	261	191	338	338	32	32	
TOTALS	RPI 1-25	RPI 26-50	W-L RECORDS	RPI 51-100	RPI 101-150	RPI 150+				
3- 23	0- 1	1- 0	OVERALL	0- 1	0- 0	2- 21				
2- 8	0- 0	1- 0	HOME	0- 0	0- 0	1- 8				
1- 12	0- 1	0- 0	AWAY	0- 1	0- 0	1- 10				
0- 3	0- 0	0- 0	NEUTRAL	0- 0	0- 0	0- 3				
1- 10	0- 1	1- 0	NON-CONFERENCE	0- 1	0- 0	0- 8				
1- 1	0- 0	1- 0	HOME	0- 0	0- 0	0- 1				
0- 6	0- 1	0- 0	AWAY	0- 1	0- 0	0- 4				
0- 3	0- 0	0- 0	NEUTRAL	0- 0	0- 0	0- 3				
2- 13	0- 0	0- 0	CONFERENCE	0- 0	0- 0	2- 13				
1- 7	0- 0	0- 0	HOME	0- 0	0- 0	1- 7				
1- 6	0- 0	0- 0	AWAY	0- 0	0- 0	1- 6				
0- 0	0- 0	0- 0	NEUTRAL	0- 0	0- 0	0- 0				

RPI S	Opponent	Score	RPI S	Opponent	Score	RPI S	Opponent	Score	RPI S	Opponent	Score	Team's RPI: 345
19 A	Miami (FL)	54 103	48 H	Miami (OH)	57 56	63 A	Tennessee	31 96	161 N	Tulane	34 78	
									188 H	UMES	36 68	
									195 A	N.C. A&T	53 77	
									195 H	N.C. A&T	48 56	
									198 A	Stetson	44 69	
									212 H	Jacksonville St.	31 62	
									219 A	Howard	68 74	
									219 H	Howard	59 81	
									224 H	Bethune-Cookman	50 52	
									225 A	Florida	38 62	
									248 A	North Florida	53 64	
									272 N	Western Mich.	50 69	
									280 A	Norfolk St.	58 60	
									280 H	Norfolk St.	45 69	
									291 A	South Carolina St.	48 61	
									313 A	Morgan St.	71 75	
									315 A	Coppin St.	53 73	
									316 A	FIU	54 77	
									319 N	Omaha	50 57	
									337 H	N.C. Central	57 64	
									341 H	Delaware St.	57 52	
									349 A	Savannah St.	60 55	
									349 H	Savannah St.	50 54	
LAST 12 Division I GAMES:												
319 N	Omaha	50 57	219 H	Howard	59 81							
195 A	N.C. A&T	53 77	337 H	N.C. Central	57 64							
224 H	Bethune-Cookman	50 52	195 H	N.C. A&T	48 56							
291 A	South Carolina St.	48 61	313 A	Morgan St.	71 75							
349 A	Savannah St.	60 55	315 A	Coppin St.	53 73							
280 H	Norfolk St.	45 69	341 H	Delaware St.	57 52							

Non-Div I Games: Edward Waters 70 64

Florida A&M

■ Loss,
 ■ Non-Conf,
 ■ S Site,
 ■ Home
 ■ A Away
 N Neutral

Average RPI Win:	124	WON-LOST	WINNING	LAST 10	STRENGTH OF	OPP. STRENGTH	TEAM	ADJ.	CONF.	ADJ CONF.
Average RPI Loss:	29	RECORD	PCT. RANK	GAMES	SCHEDULE	OF SCHEDULE	RPI	RPI	RPI	RPI
DIV. I ONLY	21- 7	48	1- 0	39	10	23	23	1	1	
DIV. I NON-CONF.	12- 1	11	1- 0	147	70	33	33	1	1	
TOTALS	RPI 1-25	RPI 26-50	W-L RECORDS	RPI 51-100	RPI 101-150	RPI 150+				
21- 7	3- 4	1- 0	OVERALL	4- 3	8- 0	5- 0				
12- 4	2- 2	0- 0	HOME	3- 2	4- 0	3- 0				
7- 3	0- 2	1- 0	AWAY	1- 1	4- 0	1- 0				
2- 0	1- 0	0- 0	NEUTRAL	0- 0	0- 0	1- 0				
12- 1	1- 0	0- 0	NON-CONFERENCE	2- 1	4- 0	5- 0				
7- 1	0- 0	0- 0	HOME	2- 1	2- 0	3- 0				
3- 0	0- 0	0- 0	AWAY	0- 0	2- 0	1- 0				
2- 0	1- 0	0- 0	NEUTRAL	0- 0	0- 0	1- 0				
9- 6	2- 4	1- 0	CONFERENCE	2- 2	4- 0	0- 0				
5- 3	2- 2	0- 0	HOME	1- 1	2- 0	0- 0				
4- 3	0- 2	1- 0	AWAY	1- 1	2- 0	0- 0				
0- 0	0- 0	0- 0	NEUTRAL	0- 0	0- 0	0- 0				

RPI	S	Opponent	Score
1	A	Notre Dame	70 97
3	H	Louisville	49 68
7	N	Iowa	71 67
8	H	NC State	75 70
10	H	Syracuse	88 94
19	A	Miami (FL)	54 64
19	H	Miami (FL)	62 58

RPI	S	Opponent	Score
34	A	North Carolina	64 63

RPI	S	Opponent	Score
53	A	Clemson	68 73
53	H	Clemson	45 57
59	A	Virginia Tech	56 54
64	H	LSU	45 58
84	H	Duke	66 62
93	H	Troy	103 67
95	H	Creighton	71 52

RPI	S	Opponent	Score
101	A	Virginia	63 61
104	A	St. John's (NY)	57 53
120	A	Boston College	91 71
122	H	Pittsburgh	78 46
132	H	Georgia St.	79 43
133	H	Penn St.	87 58
136	A	Mercer	57 56
139	H	Wake Forest	85 61
194	A	Milwaukee	87 62
225	H	Florida	63 56
228	H	Jacksonville	79 46
248	H	North Florida	74 53
332	N	Eastern Ky.	62 45

LAST 12 Division I GAMES:

7	N	Iowa	71	67	8	H	NC State	75	70
10	H	Syracuse	88	94	139	H	Wake Forest	85	61
19	A	Miami (FL)	54	64	19	H	Miami (FL)	62	58
122	H	Pittsburgh	78	46	59	A	Virginia Tech	56	54
53	A	Clemson	68	73	3	H	Louisville	49	68
1	A	Notre Dame	70	97	84	H	Duke	66	62

Non-Div I Games:

Florida St.

■ Loss,
 ■ Non-Conf,
 ■ S Site,
 ■ Home
 ■ A Away
 N Neutral

Average RPI Win:	204	WON-LOST	WINNING	LAST 10	STRENGTH OF	OPP. STRENGTH	TEAM	ADJ.	CONF.	ADJ CONF.
Average RPI Loss:	105	RECORD	PCT. RANK	GAMES	SCHEDULE	OF SCHEDULE	RPI	RPI	RPI	RPI
DIV. I ONLY	22- 8	53	1- 0	228	104	110	110	17	17	
DIV. I NON-CONF.	9- 5	104	1- 0	246	24	136	136	16	16	
TOTALS	RPI 1-25	RPI 26-50	W-L RECORDS	RPI 51-100	RPI 101-150	RPI 150+				
22- 8	0- 0	0- 1	OVERALL	2- 2	3- 4	17- 1				
12- 3	0- 0	0- 0	HOME	2- 1	3- 1	7- 1				
8- 4	0- 0	0- 0	AWAY	0- 1	0- 3	8- 0				
2- 1	0- 0	0- 1	NEUTRAL	0- 0	0- 0	2- 0				
9- 5	0- 0	0- 1	NON-CONFERENCE	2- 1	1- 3	6- 0				
6- 1	0- 0	0- 0	HOME	2- 0	1- 1	3- 0				
1- 3	0- 0	0- 0	AWAY	0- 1	0- 2	1- 0				
2- 1	0- 0	0- 1	NEUTRAL	0- 0	0- 0	2- 0				
13- 3	0- 0	0- 0	CONFERENCE	0- 1	2- 1	11- 1				
6- 2	0- 0	0- 0	HOME	0- 1	2- 0	4- 1				
7- 1	0- 0	0- 0	AWAY	0- 0	0- 1	7- 0				
0- 0	0- 0	0- 0	NEUTRAL	0- 0	0- 0	0- 0				

RPI S	Opponent	Score	RPI S	Opponent	Score	RPI S	Opponent	Score	RPI S	Opponent	Score	Team's RPI: 110
			32 N	Texas	54 72	57 H	Maine	72 64	107 A	Northeastern	54 58	
						67 H	Middle Tenn.	61 49	116 A	Dayton	50 72	
						80 A	Georgetown	38 58	116 H	Dayton	57 48	
						99 H	VCU	44 47	117 H	Charlotte	71 64	
									122 A	Pittsburgh	62 65	
									133 H	Penn St.	55 72	
									135 H	Duquesne	57 46	
									153 A	Davidson	58 42	
									153 H	Davidson	56 60	
									166 N	Washington	65 57	
									178 A	Saint Louis	56 53	
									178 H	Saint Louis	54 51	
									202 A	George Washington	50 38	
									213 H	George Mason	64 53	
									216 H	Massachusetts	76 64	
									222 N	Ball St.	78 70	
									236 A	Saint Joseph's	51 41	
									245 H	Columbia	68 49	
									257 A	St. Bonaventure	53 44	
									258 A	Rhode Island	56 38	
									268 H	Richmond	60 48	
									275 H	Manhattan	65 61	
									282 A	La Salle	65 54	
									311 H	Wagner	80 59	
									325 A	Iona	57 40	
LAST 12 Division I GAMES:												
			67 H	Middle Tenn.	61 49	257 A	St. Bonaventure	53 44				
			32 N	Texas	54 72	153 A	Davidson	58 42				
			166 N	Washington	65 57	213 H	George Mason	64 53				
			236 A	Saint Joseph's	51 41	178 H	Saint Louis	54 51				
			116 H	Dayton	57 48	135 H	Duquesne	57 46				
			216 H	Massachusetts	76 64	282 A	La Salle	65 54				

Non-Div I Games:

Fordham

■ Loss,
 ■ Non-Conf,
 S Site,
 ■ Home
 ■ Away
 N Neutral

Fresno St.

Through Games Of March 2, 2019

Average RPI Win:	200	WON-LOST	WINNING	LAST 10	STRENGTH OF	OPP. STRENGTH	TEAM	ADJ.	CONF.	ADJ CONF.
Average RPI Loss:	89	RECORD	PCT. RANK	GAMES	SCHEDULE	OF SCHEDULE	RPI	RPI	RPI	RPI
DIV. I ONLY	16- 9	102	1- 0	123	114	91	91	15	15	
DIV. I NON-CONF.	5- 4	139	0- 0	156	40	110	110	13	13	
TOTALS	RPI 1-25	RPI 26-50	W-L RECORDS	RPI 51-100	RPI 101-150	RPI 150+				
16- 9	0- 1	0- 2	OVERALL	3- 4	0- 0	13- 2				
9- 3	0- 0	0- 0	HOME	2- 2	0- 0	7- 1				
7- 6	0- 1	0- 2	AWAY	1- 2	0- 0	6- 1				
0- 0	0- 0	0- 0	NEUTRAL	0- 0	0- 0	0- 0				
5- 4	0- 1	0- 2	NON-CONFERENCE	1- 0	0- 0	4- 1				
4- 0	0- 0	0- 0	HOME	1- 0	0- 0	3- 0				
1- 4	0- 1	0- 2	AWAY	0- 0	0- 0	1- 1				
0- 0	0- 0	0- 0	NEUTRAL	0- 0	0- 0	0- 0				
11- 5	0- 0	0- 0	CONFERENCE	2- 4	0- 0	9- 1				
5- 3	0- 0	0- 0	HOME	1- 2	0- 0	4- 1				
6- 2	0- 0	0- 0	AWAY	1- 2	0- 0	5- 0				
0- 0	0- 0	0- 0	NEUTRAL	0- 0	0- 0	0- 0				

RPI 1-25				RPI 26-50				RPI 51-100				Team's RPI: 91	RPI 101+			
RPI	S	Opponent	Score	RPI	S	Opponent	Score	RPI	S	Opponent	Score		RPI	S	Opponent	Score
16	A	Arizona St.	52 68	30	A	UCLA	80 89	54	A	New Mexico	73 82		164	H	Santa Clara	80 53
				45	A	Southern California	61 62	54	H	New Mexico	77 70		173	A	Utah St.	64 53
								56	A	Wyoming	66 64		173	H	Utah St.	70 59
								56	H	Wyoming	56 63		180	A	Eastern Wash.	68 58
								58	A	Boise St.	76 83		194	H	Milwaukee	65 48
								58	H	Boise St.	60 72		196	H	UNLV	73 55
								76	H	UT Arlington	70 61		241	A	Nevada	79 63
													241	H	Nevada	41 57
													243	A	Northern Ariz.	73 86
													252	A	San Diego St.	87 81
													263	A	Colorado St.	66 55
													263	H	Colorado St.	57 54
													292	A	Air Force	77 70
													302	H	San Jose St.	77 48
													324	H	Cal Poly	76 58
LAST 12 Division I GAMES:																
				56	A	Wyoming	66 64	173	A	Utah St.	64 53					
				241	H	Nevada	41 57	54	A	New Mexico	73 82					
				292	A	Air Force	77 70	56	H	Wyoming	56 63					
				54	H	New Mexico	77 70	263	H	Colorado St.	57 54					
				58	A	Boise St.	76 83	252	A	San Diego St.	87 81					
				196	H	UNLV	73 55	58	H	Boise St.	60 72					

Non-Div I Games: Stanislaus St. 86 51 Fresno Pacific 90 51

Fresno St.

Loss, Non-Conf, S Site, H Home A Away N Neutral

Furman

Through Games Of March 2, 2019

Average RPI Win:	283	WON-LOST	WINNING	LAST 10	STRENGTH OF	OPP. STRENGTH	TEAM	ADJ.	CONF.	ADJ CONF.
Average RPI Loss:	151	RECORD	PCT. RANK	GAMES	SCHEDULE	OF SCHEDULE	RPI	RPI	RPI	RPI
DIV. I ONLY	16- 11	123	1- 0	327	249	201	201	27	27	
DIV. I NON-CONF.	7- 6	153	0- 0	265	235	206	206	24	24	
TOTALS	RPI 1-25	RPI 26-50	W-L RECORDS	RPI 51-100	RPI 101-150	RPI 150+				
16- 11	0- 2	0- 0	OVERALL	0- 2	0- 2	16- 5				
11- 2	0- 0	0- 0	HOME	0- 1	0- 1	11- 0				
4- 8	0- 2	0- 0	AWAY	0- 1	0- 1	4- 4				
1- 1	0- 0	0- 0	NEUTRAL	0- 0	0- 0	1- 1				
7- 6	0- 2	0- 0	NON-CONFERENCE	0- 2	0- 0	7- 2				
5- 1	0- 0	0- 0	HOME	0- 1	0- 0	5- 0				
1- 4	0- 2	0- 0	AWAY	0- 1	0- 0	1- 1				
1- 1	0- 0	0- 0	NEUTRAL	0- 0	0- 0	1- 1				
9- 5	0- 0	0- 0	CONFERENCE	0- 0	0- 2	9- 3				
6- 1	0- 0	0- 0	HOME	0- 0	0- 1	6- 0				
3- 4	0- 0	0- 0	AWAY	0- 0	0- 1	3- 3				
0- 0	0- 0	0- 0	NEUTRAL	0- 0	0- 0	0- 0				

RPI 1-25				RPI 26-50				RPI 51-100				RPI 101+ Team's RPI: 201			
RPI	S	Opponent	Score	RPI	S	Opponent	Score	RPI	S	Opponent	Score	RPI	S	Opponent	Score
9	A	Mississippi St.	41 106					67	H	Middle Tenn.	71 78	136	A	Mercer	62 66
15	A	South Carolina	53 66					98	A	Georgia	38 61	136	H	Mercer	60 75
												171	A	Chattanooga	53 73
												171	H	Chattanooga	61 54
												190	H	UNC Asheville	58 47
												226	N	Western Ill.	78 85
												231	A	ETSU	70 75
												231	H	ETSU	57 55
												247	H	Gardner-Webb	70 57
												267	A	Wofford	75 84
												267	H	Wofford	63 50
												283	A	Samford	74 41
												283	H	Samford	57 36
												295	N	Fairfield	77 70
												296	A	Col. of Charleston	70 67
												300	A	Kennesaw St.	63 74
												304	H	Fla. Atlantic	73 57
												306	A	UNC Greensboro	59 49
												306	H	UNC Greensboro	64 61
												330	H	Presbyterian	76 68
												337	H	USC Upstate	78 67
												340	A	Western Caro.	53 28
												340	H	Western Caro.	65 55
LAST 12 Division I GAMES:															
283	A	Samford	74 41	340	A	Western Caro.	53 28								
136	A	Mercer	62 66	136	H	Mercer	60 75								
267	A	Wofford	75 84	283	H	Samford	57 36								
231	H	ETSU	57 55	267	H	Wofford	63 50								
171	H	Chattanooga	61 54	171	A	Chattanooga	53 73								
306	A	UNC Greensboro	59 49	231	A	ETSU	70 75								

Non-Div I Games: Coker 71 42 North Greenville 74 78

Furman

Loss, Non-Conf, S Site, H Home A Away N Neutral

Ga. Southern

Through Games Of March 2, 2019

Average RPI Win:	270	WON-LOST	WINNING	LAST 10	STRENGTH OF	OPP. STRENGTH	TEAM	ADJ.	CONF.	ADJ CONF.
Average RPI Loss:	157	RECORD	PCT. RANK	GAMES	SCHEDULE	OF SCHEDULE	RPI	RPI	RPI	RPI
DIV. I ONLY	6- 21	306	0- 1	149	267	287	287	12	12	
DIV. I NON-CONF.	4- 6	212	0- 0	199	349	225	225	14	14	
TOTALS	RPI 1-25	RPI 26-50	W-L RECORDS	RPI 51-100	RPI 101-150	RPI 150+				
6- 21	0- 0	0- 0	OVERALL	0- 7	0- 6	6- 8				
3- 10	0- 0	0- 0	HOME	0- 2	0- 4	3- 4				
3- 11	0- 0	0- 0	AWAY	0- 5	0- 2	3- 4				
0- 0	0- 0	0- 0	NEUTRAL	0- 0	0- 0	0- 0				
4- 6	0- 0	0- 0	NON-CONFERENCE	0- 2	0- 2	4- 2				
2- 2	0- 0	0- 0	HOME	0- 0	0- 1	2- 1				
2- 4	0- 0	0- 0	AWAY	0- 2	0- 1	2- 1				
0- 0	0- 0	0- 0	NEUTRAL	0- 0	0- 0	0- 0				
2- 15	0- 0	0- 0	CONFERENCE	0- 5	0- 4	2- 6				
1- 8	0- 0	0- 0	HOME	0- 2	0- 3	1- 3				
1- 7	0- 0	0- 0	AWAY	0- 3	0- 1	1- 3				
0- 0	0- 0	0- 0	NEUTRAL	0- 0	0- 0	0- 0				

RPI 1-25				RPI 26-50				RPI 51-100				RPI 101+				Team's RPI: 287	
RPI	S	Opponent	Score	RPI	S	Opponent	Score	RPI	S	Opponent	Score	RPI	S	Opponent	Score		
								59	A	Virginia Tech	49	78	108	A	South Alabama	60	73
								71	A	Little Rock	51	80	108	H	South Alabama	53	69
								76	A	UT Arlington	48	81	132	H	Georgia St.	66	83
								76	H	UT Arlington	53	74	136	H	Mercer	72	79
								93	A	Troy	78	100	140	A	Stony Brook	43	72
								93	H	Troy	81	97	150	H	Appalachian St.	52	70
								98	A	Georgia	38	81	163	A	Texas St.	65	55
													163	H	Texas St.	52	64
													174	H	Coastal Caro.	73	76
													183	A	Arkansas St.	75	86
													224	H	Bethune-Cookman	77	76
													262	A	Louisiana	48	59
													262	H	Louisiana	79	71
													267	H	Wofford	65	81
													293	H	Winthrop	64	55
													300	A	Kennesaw St.	59	78
													305	A	La.-Monroe	57	58
													305	H	La.-Monroe	62	80
													330	A	Presbyterian	69	68
													349	A	Savannah St.	82	71
LAST 12 Division I GAMES:																	
183	A	Arkansas St.	75	86	305	H	La.-Monroe	62	80								
71	A	Little Rock	51	80	262	H	Louisiana	79	71								
150	H	Appalachian St.	52	70	132	H	Georgia St.	66	83								
174	H	Coastal Caro.	73	76	163	A	Texas St.	65	55								
93	A	Troy	78	100	76	A	UT Arlington	48	81								
108	A	South Alabama	60	73	108	H	South Alabama	53	69								

Non-Div I Games: Coastal Ga. 68 46

Ga. Southern

■ Loss,
 ■ Non-Conf,
 ■ S Site,
 ■ Home
 ■ A Away
 N Neutral

Average RPI Win:	265	WON-LOST	WINNING	LAST 10	STRENGTH OF	OPP. STRENGTH	TEAM	ADJ.	CONF.	ADJ CONF.
Average RPI Loss:	195	RECORD	PCT. RANK	GAMES	SCHEDULE	OF SCHEDULE	RPI	RPI	RPI	RPI
DIV. I ONLY	11- 14	209	0- 1	276	315	247	247	28	28	
DIV. I NON-CONF.	3- 6	241	0- 0	214	304	236	236	29	29	
TOTALS	RPI 1-25	RPI 26-50	W-L RECORDS	RPI 51-100	RPI 101-150	RPI 150+				
11- 14	0- 0	0- 0	OVERALL	0- 2	0- 4	11- 8				
6- 5	0- 0	0- 0	HOME	0- 0	0- 2	6- 3				
5- 9	0- 0	0- 0	AWAY	0- 2	0- 2	5- 5				
0- 0	0- 0	0- 0	NEUTRAL	0- 0	0- 0	0- 0				
3- 6	0- 0	0- 0	NON-CONFERENCE	0- 1	0- 2	3- 3				
1- 2	0- 0	0- 0	HOME	0- 0	0- 1	1- 1				
2- 4	0- 0	0- 0	AWAY	0- 1	0- 1	2- 2				
0- 0	0- 0	0- 0	NEUTRAL	0- 0	0- 0	0- 0				
8- 8	0- 0	0- 0	CONFERENCE	0- 1	0- 2	8- 5				
5- 3	0- 0	0- 0	HOME	0- 0	0- 1	5- 2				
3- 5	0- 0	0- 0	AWAY	0- 1	0- 1	3- 3				
0- 0	0- 0	0- 0	NEUTRAL	0- 0	0- 0	0- 0				

RPI 1-25			RPI 26-50			RPI 51-100				RPI 101+			Team's RPI: 247		
RPI	S	Opponent	Score	RPI	S	Opponent	Score	RPI	S	Opponent	Score	RPI	S	Opponent	Score
								74	A	Drexel	48 65	119	A	High Point	70 78
								88	A	Radford	69 79	119	H	High Point	61 78
												131	H	Morehead St.	69 84
												146	A	Delaware	45 69
												153	H	Davidson	54 49
												190	H	UNC Asheville	69 59
												201	A	Furman	57 70
												206	A	Campbell	52 38
												206	H	Campbell	63 69
												207	A	Hampton	80 82
												207	H	Hampton	68 46
												225	A	Florida	60 58
												239	H	Mt. St. Mary's	62 69
												267	A	Wofford	53 59
												293	A	Winthrop	65 52
												293	H	Winthrop	62 64
												294	A	Charleston So.	58 66
												294	H	Charleston So.	75 65
												330	A	Presbyterian	66 58
												337	H	USC Upstate	92 72
												339	A	Longwood	79 85
												339	H	Longwood	80 78
												340	A	Western Caro.	62 52
LAST 12 Division I GAMES:															
				294	A	Charleston So.	58 66					88	A	Radford	69 79
				119	A	High Point	70 78					339	A	Longwood	79 85
				207	H	Hampton	68 46					294	H	Charleston So.	75 65
				206	H	Campbell	63 69					207	A	Hampton	80 82
				293	A	Winthrop	65 52					337	H	USC Upstate	92 72
				339	H	Longwood	80 78					293	H	Winthrop	62 64

Non-Div I Games: Converse 79 51 Pfeiffer 82 46 Warren Wilson 100 37

Gardner-Webb

Average RPI Win: 238		WON-LOST	WINNING	LAST 10	STRENGTH OF	OPP. STRENGTH	TEAM	ADJ.	CONF.	ADJ CONF.
Average RPI Loss: 168		RECORD	PCT. RANK	GAMES	SCHEDULE	OF SCHEDULE	RPI	RPI	RPI	RPI
DIV. I ONLY		16- 13	151	0- 1	331	147	213	213	17	17
DIV. I NON-CONF.		8- 5	119	0- 0	313	184	187	187	16	16
TOTALS		RPI 1-25	RPI 26-50		W-L RECORDS		RPI 51-100	RPI 101-150		RPI 150+
16- 13	0- 0	0- 0		OVERALL		0- 3	2- 2		14- 8	
10- 4	0- 0	0- 0		HOME		0- 2	2- 1		8- 1	
6- 9	0- 0	0- 0		AWAY		0- 1	0- 1		6- 7	
0- 0	0- 0	0- 0		NEUTRAL		0- 0	0- 0		0- 0	
8- 5	0- 0	0- 0		NON-CONFERENCE		0- 2	1- 0		7- 3	
5- 1	0- 0	0- 0		HOME		0- 1	1- 0		4- 0	
3- 4	0- 0	0- 0		AWAY		0- 1	0- 0		3- 3	
0- 0	0- 0	0- 0		NEUTRAL		0- 0	0- 0		0- 0	
8- 8	0- 0	0- 0		CONFERENCE		0- 1	1- 2		7- 5	
5- 3	0- 0	0- 0		HOME		0- 1	1- 1		4- 1	
3- 5	0- 0	0- 0		AWAY		0- 0	0- 1		3- 4	
0- 0	0- 0	0- 0		NEUTRAL		0- 0	0- 0		0- 0	

[illegible]

Non-Div I Games:

George Mason

Loss, Non-Conf, S Site, H Home A Away N Neutral

George Washington

Through Games Of March 2, 2019

Average RPI Win:	174	WON-LOST	WINNING	LAST 10	STRENGTH OF	OPP. STRENGTH	TEAM	ADJ.	CONF.	ADJ CONF.
Average RPI Loss:	144	RECORD	PCT. RANK	GAMES	SCHEDULE	OF SCHEDULE	RPI	RPI	RPI	RPI
DIV. I ONLY	10- 19	263	0- 1	92	149	202	202	17	17	
DIV. I NON-CONF.	3- 10	278	0- 0	35	93	213	213	16	16	
TOTALS	RPI 1-25	RPI 26-50	W-L RECORDS	RPI 51-100	RPI 101-150	RPI 150+				
10- 19	0- 2	0- 3	OVERALL	2- 0	3- 5	5- 9				
6- 9	0- 1	0- 1	HOME	2- 0	2- 3	2- 4				
4- 8	0- 0	0- 1	AWAY	0- 0	1- 2	3- 5				
0- 2	0- 1	0- 1	NEUTRAL	0- 0	0- 0	0- 0				
3- 10	0- 2	0- 3	NON-CONFERENCE	1- 0	1- 2	1- 3				
3- 4	0- 1	0- 1	HOME	1- 0	1- 1	1- 1				
0- 4	0- 0	0- 1	AWAY	0- 0	0- 1	0- 2				
0- 2	0- 1	0- 1	NEUTRAL	0- 0	0- 0	0- 0				
7- 9	0- 0	0- 0	CONFERENCE	1- 0	2- 3	4- 6				
3- 5	0- 0	0- 0	HOME	1- 0	1- 2	1- 3				
4- 4	0- 0	0- 0	AWAY	0- 0	1- 1	3- 3				
0- 0	0- 0	0- 0	NEUTRAL	0- 0	0- 0	0- 0				

RPI 1-25				RPI 26-50				RPI 51-100				RPI 101+ Team's RPI: 202			
RPI	S	Opponent	Score	RPI	S	Opponent	Score	RPI	S	Opponent	Score	RPI	S	Opponent	Score
8	N	NC State	61 69	36	A	James Madison	37 50	55	H	Princeton	64 49	106	H	Towson	76 63
14	H	Maryland	30 69	43	H	Villanova	45 60	99	H	VCU	57 48	110	H	Fordham	38 50
				44	N	Georgia Tech	55 70					116	A	Dayton	53 62
												116	H	Dayton	46 45
												127	A	South Fla.	30 63
												135	A	Duquesne	55 54
												135	H	Duquesne	53 64
												136	H	Mercer	53 61
												153	H	Davidson	42 62
												154	A	William & Mary	59 73
												178	A	Saint Louis	44 60
												213	A	George Mason	46 61
												213	H	George Mason	60 64
												216	A	Massachusetts	66 59
												218	H	Memphis	51 38
												230	H	Monmouth	51 55
												236	H	Saint Joseph's	38 41
												257	H	St. Bonaventure	57 44
												258	A	Rhode Island	64 59
												268	A	Richmond	48 56
												282	A	La Salle	67 59
												325	A	Iona	43 52
LAST 12 Division I GAMES:															
268	A	Richmond	48 56	213	A	George Mason	46 61								
135	H	Duquesne	53 64	178	A	Saint Louis	44 60								
257	H	St. Bonaventure	57 44	153	H	Davidson	42 62								
216	A	Massachusetts	66 59	135	A	Duquesne	55 54								
116	A	Dayton	53 62	99	H	VCU	57 48								
236	H	Saint Joseph's	38 41	213	H	George Mason	60 64								

Non-Div I Games:

George Washington

■ Loss,
 ■ Non-Conf,
 ■ S Site,
 ■ H Home
 ■ A Away
 N Neutral

Average RPI Win:	145	WON-LOST	WINNING	LAST 10	STRENGTH OF	OPP. STRENGTH	TEAM	ADJ.	CONF.	ADJ CONF.
Average RPI Loss:	50	RECORD	PCT. RANK	GAMES	SCHEDULE	OF SCHEDULE	RPI	RPI	RPI	RPI
DIV. I ONLY	14- 14	170	1- 0	14	59	80	80	6	6	
DIV. I NON-CONF.	6- 5	143	0- 0	23	66	71	71	4	4	
TOTALS	RPI 1-25	RPI 26-50	W-L RECORDS	RPI 51-100	RPI 101-150	RPI 150+				
14- 14	0- 6	1- 3	OVERALL	2- 3	6- 2	5- 0				
10- 5	0- 3	1- 0	HOME	1- 2	5- 0	3- 0				
4- 7	0- 2	0- 2	AWAY	1- 1	1- 2	2- 0				
0- 2	0- 1	0- 1	NEUTRAL	0- 0	0- 0	0- 0				
6- 5	0- 2	0- 2	NON-CONFERENCE	0- 1	2- 0	4- 0				
4- 2	0- 1	0- 0	HOME	0- 1	2- 0	2- 0				
2- 1	0- 0	0- 1	AWAY	0- 0	0- 0	2- 0				
0- 2	0- 1	0- 1	NEUTRAL	0- 0	0- 0	0- 0				
8- 9	0- 4	1- 1	CONFERENCE	2- 2	4- 2	1- 0				
6- 3	0- 2	1- 0	HOME	1- 1	3- 0	1- 0				
2- 6	0- 2	0- 1	AWAY	1- 1	1- 2	0- 0				
0- 0	0- 0	0- 0	NEUTRAL	0- 0	0- 0	0- 0				

RPI 1-25				RPI 26-50				RPI 51-100 Team's RPI: 80				RPI 101+			
RPI	S	Opponent	Score	RPI	S	Opponent	Score	RPI	S	Opponent	Score	RPI	S	Opponent	Score
2	N	Baylor	46 67	31	N	Buffalo	64 73	66	A	Butler	72 42	104	A	St. John's (NY)	51 59
8	H	NC State	65 76	36	A	James Madison	57 69	66	H	Butler	50 59	104	H	St. John's (NY)	82 80
12	A	Marquette	52 59	43	A	Villanova	43 91	95	A	Creighton	38 65	110	H	Fordham	58 38
12	H	Marquette	62 72	43	H	Villanova	68 63	95	H	Creighton	62 53	121	A	Providence	68 52
24	A	DePaul	71 76					99	H	VCU	45 47	121	H	Providence	61 56
24	H	DePaul	64 69									122	H	Pittsburgh	70 41
												137	A	Seton Hall	63 76
												137	H	Seton Hall	51 43
												172	A	Rider	79 49
												188	H	UMES	74 55
												193	H	Xavier	68 61
												268	A	Richmond	73 53
												289	H	Loyola Maryland	45 30
LAST 12 Division I GAMES:															
				66	A	Butler	72 42	121	H	Providence	61 56				
				104	H	St. John's (NY)	82 80	95	H	Creighton	62 53				
				137	H	Seton Hall	51 43	137	A	Seton Hall	63 76				
				43	A	Villanova	43 91	104	A	St. John's (NY)	51 59				
				24	A	DePaul	71 76	43	H	Villanova	68 63				
				12	A	Marquette	52 59	12	H	Marquette	62 72				

Non-Div I Games:

Georgetown

■ Loss,
 ■ Non-Conf,
 ■ S Site,
 ■ H Home
 ■ A Away
 N Neutral

Average RPI Win:	208	WON-LOST	WINNING	LAST 10	STRENGTH OF	OPP. STRENGTH	TEAM	ADJ.	CONF.	ADJ CONF.
Average RPI Loss:	40	RECORD	PCT. RANK	GAMES	SCHEDULE	OF SCHEDULE	RPI	RPI	RPI	RPI
DIV. I ONLY	18- 10	97	1- 0	138	75	98	98	5	5	
DIV. I NON-CONF.	9- 4	85	0- 0	253	220	139	139	5	5	
TOTALS	RPI 1-25	RPI 26-50	W-L RECORDS	RPI 51-100	RPI 101-150	RPI 150+				
18- 10	0- 4	0- 5	OVERALL	4- 0	1- 0	13- 1				
13- 2	0- 1	0- 0	HOME	3- 0	1- 0	9- 1				
4- 7	0- 2	0- 5	AWAY	1- 0	0- 0	3- 0				
1- 1	0- 1	0- 0	NEUTRAL	0- 0	0- 0	1- 0				
9- 4	0- 1	0- 3	NON-CONFERENCE	0- 0	1- 0	8- 0				
8- 0	0- 0	0- 0	HOME	0- 0	1- 0	7- 0				
0- 3	0- 0	0- 3	AWAY	0- 0	0- 0	0- 0				
1- 1	0- 1	0- 0	NEUTRAL	0- 0	0- 0	1- 0				
9- 6	0- 3	0- 2	CONFERENCE	4- 0	0- 0	5- 1				
5- 2	0- 1	0- 0	HOME	3- 0	0- 0	2- 1				
4- 4	0- 2	0- 2	AWAY	1- 0	0- 0	3- 0				
0- 0	0- 0	0- 0	NEUTRAL	0- 0	0- 0	0- 0				

RPI 1-25				RPI 26-50				RPI 51-100				Team's RPI: 98	RPI 101+			
RPI	S	Opponent	Score	RPI	S	Opponent	Score	RPI	S	Opponent	Score		RPI	S	Opponent	Score
9	A	Mississippi St.	71 80	27	A	Missouri	35 61	63	H	Tennessee	66 62		136	H	Mercer	67 60
14	N	Maryland	51 58	30	A	UCLA	69 80	64	H	LSU	63 50		151	A	Alabama	76 67
15	A	South Carolina	57 65	43	A	Villanova	56 62	96	A	Arkansas	80 72		151	H	Alabama	53 58
18	H	Texas A&M	66 76	44	A	Georgia Tech	53 63	96	H	Arkansas	93 83		177	A	Vanderbilt	71 64
				50	A	Auburn	58 59						201	H	Furman	61 38
													214	H	Ole Miss	78 56
													225	A	Florida	69 57
													225	H	Florida	93 58
													257	H	St. Bonaventure	67 40
													287	H	Ga. Southern	81 38
													293	H	Winthrop	85 39
													294	H	Charleston So.	83 75
													313	N	Morgan St.	60 33
													328	H	Lipscomb	77 45
													330	H	Presbyterian	83 59
LAST 12 Division I GAMES:																
225	A	Florida	69 57	50	A	Auburn	58 59									
151	A	Alabama	76 67	96	A	Arkansas	80 72									
96	H	Arkansas	93 83	151	H	Alabama	53 58									
214	H	Ole Miss	78 56	18	H	Texas A&M	66 76									
15	A	South Carolina	57 65	27	A	Missouri	35 61									
225	H	Florida	93 58	63	H	Tennessee	66 62									

Non-Div I Games:

Georgia

■ Loss,
 ■ Non-Conf,
 ■ S Site,
 ■ H Home
 ■ A Away
 N Neutral

Georgia St.

Through Games Of March 2, 2019

Average RPI Win:	232	WON-LOST	WINNING	LAST 10	STRENGTH OF	OPP. STRENGTH	TEAM	ADJ.	CONF.	ADJ CONF.
Average RPI Loss:	111	RECORD	PCT. RANK	GAMES	SCHEDULE	OF SCHEDULE	RPI	RPI	RPI	RPI
DIV. I ONLY	16- 12	135	0- 1	148	192	132	132	12	12	
DIV. I NON-CONF.	6- 5	143	0- 0	215	248	165	165	14	14	
TOTALS	RPI 1-25	RPI 26-50	W-L RECORDS	RPI 51-100	RPI 101-150	RPI 150+				
16- 12	0- 1	0- 2	OVERALL	3- 3	1- 2	12- 4				
9- 4	0- 0	0- 1	HOME	2- 0	1- 1	6- 2				
7- 8	0- 1	0- 1	AWAY	1- 3	0- 1	6- 2				
0- 0	0- 0	0- 0	NEUTRAL	0- 0	0- 0	0- 0				
6- 5	0- 1	0- 2	NON-CONFERENCE	0- 1	0- 0	6- 1				
4- 1	0- 0	0- 1	HOME	0- 0	0- 0	4- 0				
2- 4	0- 1	0- 1	AWAY	0- 1	0- 0	2- 1				
0- 0	0- 0	0- 0	NEUTRAL	0- 0	0- 0	0- 0				
10- 7	0- 0	0- 0	CONFERENCE	3- 2	1- 2	6- 3				
5- 3	0- 0	0- 0	HOME	2- 0	1- 1	2- 2				
5- 4	0- 0	0- 0	AWAY	1- 2	0- 1	4- 1				
0- 0	0- 0	0- 0	NEUTRAL	0- 0	0- 0	0- 0				

RPI 1-25			RPI 26-50			RPI 51-100			RPI 101+			Team's RPI: 132
RPI	S	Opponent	Score	RPI	S	Opponent	Score	RPI	S	Opponent	Score	
23	A	Florida St.	43 79	29	A	Rice	49 66	67	A	Middle Tenn.	54 69	108 A South Alabama 59 62
				44	H	Georgia Tech	71 78	71	A	Little Rock	50 82	108 H South Alabama 59 68
								76	A	UT Arlington	45 69	150 H Appalachian St. 85 75
								76	H	UT Arlington	50 48	163 A Texas St. 57 34
								93	A	Troy	85 70	163 H Texas St. 60 69
								93	H	Troy	84 80	174 H Coastal Caro. 62 67
												183 A Arkansas St. 64 62
												212 A Jacksonville St. 56 61
												224 H Bethune-Cookman 62 57
												262 A Louisiana 54 57
												262 H Louisiana 74 71
												287 A Ga. Southern 83 66
												300 H Kennesaw St. 79 73
												304 A Fla. Atlantic 75 59
												305 A La.-Monroe 56 41
												305 H La.-Monroe 68 46
												306 H UNC Greensboro 70 63
												316 A FIU 67 61
												337 H N.C. Central 65 54
LAST 12 Division I GAMES:												
71	A	Little Rock	50 82	262	H	Louisiana	74 71					
183	A	Arkansas St.	64 62	305	H	La.-Monroe	68 46					
174	H	Coastal Caro.	62 67	287	A	Ga. Southern	83 66					
150	H	Appalachian St.	85 75	76	A	UT Arlington	45 69					
108	A	South Alabama	59 62	163	A	Texas St.	57 34					
93	A	Troy	85 70	93	H	Troy	84 80					

Non-Div I Games:

Georgia St.

■ Loss,
 ■ Non-Conf,
 ■ S Site,
 ■ H Home
 ■ A Away
 N Neutral

Average RPI Win:	153	WON-LOST	WINNING	LAST 10	STRENGTH OF	OPP. STRENGTH	TEAM	ADJ.	CONF.	ADJ CONF.
Average RPI Loss:	40	RECORD	PCT. RANK	GAMES	SCHEDULE	OF SCHEDULE	RPI	RPI	RPI	RPI
DIV. I ONLY	17- 11	112	0- 1	41	19	44	44	1	1	
DIV. I NON-CONF.	10- 3	59	0- 0	167	171	66	66	1	1	
TOTALS	RPI 1-25	RPI 26-50	W-L RECORDS	RPI 51-100	RPI 101-150	RPI 150+				
17- 11	1- 6	0- 1	OVERALL	4- 2	7- 2	5- 0				
11- 2	1- 2	0- 0	HOME	4- 0	2- 0	4- 0				
3- 8	0- 4	0- 1	AWAY	0- 2	3- 1	0- 0				
3- 1	0- 0	0- 0	NEUTRAL	0- 0	2- 1	1- 0				
10- 3	0- 1	0- 0	NON-CONFERENCE	1- 1	4- 1	5- 0				
6- 0	0- 0	0- 0	HOME	1- 0	1- 0	4- 0				
1- 2	0- 1	0- 0	AWAY	0- 1	1- 0	0- 0				
3- 1	0- 0	0- 0	NEUTRAL	0- 0	2- 1	1- 0				
7- 8	1- 5	0- 1	CONFERENCE	3- 1	3- 1	0- 0				
5- 2	1- 2	0- 0	HOME	3- 0	1- 0	0- 0				
2- 6	0- 3	0- 1	AWAY	0- 1	2- 1	0- 0				
0- 0	0- 0	0- 0	NEUTRAL	0- 0	0- 0	0- 0				

RPI 1-25				RPI 26-50				Team's RPI: 44	RPI 51-100				RPI 101+			
RPI	S	Opponent	Score	RPI	S	Opponent	Score		RPI	S	Opponent	Score	RPI	S	Opponent	Score
1	A	Notre Dame	50 90	34	A	North Carolina	90 91		53	A	Clemson	61 71	101	A	Virginia	45 53
1	H	Notre Dame	55 76						53	H	Clemson	75 53	113	N	Idaho St.	74 51
3	A	Louisville	44 61						59	H	Virginia Tech	76 68	116	N	Dayton	66 85
8	H	NC State	60 68						84	H	Duke	70 64	120	A	Boston College	81 76
10	H	Syracuse	65 55						92	A	Houston	89 95	122	H	Pittsburgh	67 55
14	A	Maryland	54 67						98	H	Georgia	63 53	132	A	Georgia St.	78 71
19	A	Miami (FL)	56 69										137	N	Seton Hall	84 73
													139	A	Wake Forest	60 46
													150	H	Appalachian St.	71 53
													202	N	George Washington	70 55
													267	H	Wofford	81 40
													270	H	Alabama St.	69 42
													300	H	Kennesaw St.	60 35
													340	H	Western Caro.	84 49
LAST 12 Division I GAMES:																
19	A	Miami (FL)	56 69	1	A	Notre Dame	50 90		53	A	Clemson	61 71				
101	A	Virginia	45 53	34	A	North Carolina	90 91		53	H	Clemson	75 53				
53	H	Clemson	75 53	8	H	NC State	60 68		59	H	Virginia Tech	76 68				
59	H	Virginia Tech	76 68	10	H	Syracuse	65 55		84	H	Duke	70 64				
139	A	Wake Forest	60 46	53	A	Clemson	61 71		92	A	Houston	89 95				
122	H	Pittsburgh	67 55	3	A	Louisville	44 61		98	H	Georgia	63 53				

Non-Div I Games:

Georgia Tech

■ Loss,
■ Non-Conf,
■ S Site,
■ H Home
■ A Away
N Neutral

Gonzaga

Through Games Of March 2, 2019

Average RPI Win: 140	WON-LOST	WINNING	LAST 10	STRENGTH OF	OPP. STRENGTH	TEAM	ADJ.	CONF.	ADJ CONF.
Average RPI Loss: 22	RECORD	PCT. RANK	GAMES	SCHEDULE	OF SCHEDULE	RPI	RPI	RPI	RPI
DIV. I ONLY	27- 3	5	1- 0	69	62	13	13	7	7
DIV. I NON-CONF.	11- 1	13	1- 0	53	5	11	11	7	7
TOTALS	RPI 1-25	RPI 26-50	W-L RECORDS	RPI 51-100	RPI 101-150	RPI 150+			
27- 3	1- 1	1- 2	OVERALL	8- 0	5- 0	12- 0			
14- 1	1- 0	0- 1	HOME	4- 0	3- 0	6- 0			
11- 1	0- 0	0- 1	AWAY	4- 0	1- 0	6- 0			
2- 1	0- 1	1- 0	NEUTRAL	0- 0	1- 0	0- 0			
11- 1	1- 1	1- 0	NON-CONFERENCE	2- 0	3- 0	4- 0			
6- 0	1- 0	0- 0	HOME	1- 0	2- 0	2- 0			
3- 0	0- 0	0- 0	AWAY	1- 0	0- 0	2- 0			
2- 1	0- 1	1- 0	NEUTRAL	0- 0	1- 0	0- 0			
16- 2	0- 0	0- 2	CONFERENCE	6- 0	2- 0	8- 0			
8- 1	0- 0	0- 1	HOME	3- 0	1- 0	4- 0			
8- 1	0- 0	0- 1	AWAY	3- 0	1- 0	4- 0			
0- 0	0- 0	0- 0	NEUTRAL	0- 0	0- 0	0- 0			

RPI	S	Opponent	Score	RPI	S	Opponent	Score	RPI	S	Opponent	Score	RPI	S	Opponent	Score
1	N	Notre Dame	65 81	26	N	Rutgers	57 40	52	A	Saint Mary's (CA)	66 52	105	A	Pepperdine	79 54
4	H	Stanford	79 73	33	A	BYU	68 70	52	H	Saint Mary's (CA)	74 62	105	H	Pepperdine	83 60
				33	H	BYU	64 66	62	A	Missouri St.	70 67	113	H	Idaho St.	70 51
								73	H	Idaho	88 51	115	N	Western Ky.	76 55
								97	A	Pacific	63 51	143	H	Washington St.	76 53
								97	H	Pacific	88 65	164	A	Santa Clara	74 61
								100	A	Loyola Marymount	78 53	164	H	Santa Clara	78 61
								100	H	Loyola Marymount	68 58	175	A	Portland	93 62
												175	H	Portland	97 71
												180	A	Eastern Wash.	63 51
												181	H	Montana	76 52
												196	A	UNLV	70 59
												250	A	San Francisco	64 44
												250	H	San Francisco	78 51
												263	H	Colorado St.	50 39
												269	A	San Diego	86 61
												269	H	San Diego	71 44
LAST 12 Division I GAMES:															
115	N	Western Ky.	76 55	33	H	BYU	64 66	269	H	San Diego	71 44	175	A	Portland	93 62
26	N	Rutgers	57 40	52	A	Saint Mary's (CA)	66 52	97	A	Pacific	63 51	164	H	Santa Clara	78 61
100	H	Loyola Marymount	68 58	62	A	Missouri St.	70 67								
105	H	Pepperdine	83 60												
250	A	San Francisco	64 44												

Non-Div I Games:

Gonzaga

■ Loss,
 ■ Non-Conf, S Site,
 ■ Home
 ■ Away
 N Neutral

Grambling

Through Games Of March 2, 2019

Average RPI Win:	251	WON-LOST	WINNING	LAST 10	STRENGTH OF	OPP. STRENGTH	TEAM	ADJ.	CONF.	ADJ CONF.
Average RPI Loss:	171	RECORD	PCT. RANK	GAMES	SCHEDULE	OF SCHEDULE	RPI	RPI	RPI	RPI
DIV. I ONLY	13- 14	186	1- 0	275	287	200	200	29	29	
DIV. I NON-CONF.	3- 9	271	0- 0	104	76	199	199	28	28	
TOTALS	RPI 1-25	RPI 26-50	W-L RECORDS	RPI 51-100	RPI 101-150	RPI 150+				
13- 14	0- 0	1- 2	OVERALL	1- 1	0- 2	11- 9				
5- 3	0- 0	0- 0	HOME	0- 0	0- 0	5- 3				
6- 10	0- 0	0- 1	AWAY	0- 1	0- 2	6- 6				
2- 1	0- 0	1- 1	NEUTRAL	1- 0	0- 0	0- 0				
3- 9	0- 0	1- 2	NON-CONFERENCE	1- 1	0- 2	1- 4				
1- 0	0- 0	0- 0	HOME	0- 0	0- 0	1- 0				
0- 8	0- 0	0- 1	AWAY	0- 1	0- 2	0- 4				
2- 1	0- 0	1- 1	NEUTRAL	1- 0	0- 0	0- 0				
10- 5	0- 0	0- 0	CONFERENCE	0- 0	0- 0	10- 5				
4- 3	0- 0	0- 0	HOME	0- 0	0- 0	4- 3				
6- 2	0- 0	0- 0	AWAY	0- 0	0- 0	6- 2				
0- 0	0- 0	0- 0	NEUTRAL	0- 0	0- 0	0- 0				

RPI S	Opponent	Score	RPI S	Opponent	Score	RPI S	Opponent	Score	RPI S	Opponent	Score	Team's RPI: 200
37 N	South Dakota	53 67	76 A	UT Arlington	54 78	126 A	Oklahoma St.	40 86				
50 A	Auburn	48 97	100 N	Loyola Marymount	62 61	127 A	South Fla.	50 67				
50 N	Indiana	65 62				151 A	Alabama	55 73				
						156 A	Kansas	45 76				
						176 A	Southern U.	65 71				
						176 H	Southern U.	81 86				
						187 A	Southern Miss.	47 68				
						191 A	Prairie View	64 63				
						191 H	Prairie View	73 57				
						223 A	Texas Southern	75 67				
						223 H	Texas Southern	72 55				
						253 A	Wichita St.	61 70				
						270 A	Alabama St.	80 72				
						271 A	Jackson St.	60 89				
						271 H	Jackson St.	74 77				
						298 A	Alabama A&M	63 51				
						317 H	McNeese	75 51				
						331 H	Mississippi Val.	52 54				
						346 A	Ark.-Pine Bluff	67 57				
						346 H	Ark.-Pine Bluff	77 57				
						351 A	Alcorn	79 63				
						351 H	Alcorn	61 56				
LAST 12 Division I GAMES:												
346 A	Ark.-Pine Bluff	67 57	331 H	Mississippi Val.	52 54							
271 A	Jackson St.	60 89	346 H	Ark.-Pine Bluff	77 57							
191 H	Prairie View	73 57	271 H	Jackson St.	74 77							
223 H	Texas Southern	72 55	191 A	Prairie View	64 63							
351 A	Alcorn	79 63	223 A	Texas Southern	75 67							
176 A	Southern U.	65 71	351 H	Alcorn	61 56							

Non-Div I Games:

Grambling

■ Loss,
 ■ Non-Conf,
 ■ S Site,
 ■ Home
 ■ A Away
 N Neutral

Grand Canyon				Through Games Of March 17, 2019						
Average RPI Win:	287	WON-LOST	WINNING	LAST 10	STRENGTH OF	OPP. STRENGTH	TEAM	ADJ.	CONF.	ADJ CONF.
Average RPI Loss:	225	RECORD	PCT. RANK	GAMES	SCHEDULE	OF SCHEDULE	RPI	RPI	RPI	RPI
DIV. I ONLY		6- 18	300	0- 1	336	327	335	335	30	30
DIV. I NON-CONF.		2- 8	293	0- 0	323	274	345	345	30	30
TOTALS		RPI 1-25	RPI 26-50	W-L RECORDS	RPI 51-100	RPI 101-150	RPI 150+			
6- 18	0- 0		0- 0	OVERALL	0- 0	1- 3	5- 15			
5- 6	0- 0		0- 0	HOME	0- 0	1- 1	4- 5			
1- 12	0- 0		0- 0	AWAY	0- 0	0- 2	1- 10			
0- 0	0- 0		0- 0	NEUTRAL	0- 0	0- 0	0- 0			
2- 8	0- 0		0- 0	NON-CONFERENCE	0- 0	0- 2	2- 6			
2- 3	0- 0		0- 0	HOME	0- 0	0- 1	2- 2			
0- 5	0- 0		0- 0	AWAY	0- 0	0- 1	0- 4			
0- 0	0- 0		0- 0	NEUTRAL	0- 0	0- 0	0- 0			
4- 10	0- 0		0- 0	CONFERENCE	0- 0	1- 1	3- 9			
3- 3	0- 0		0- 0	HOME	0- 0	1- 0	2- 3			
1- 7	0- 0		0- 0	AWAY	0- 0	0- 1	1- 6			
0- 0	0- 0		0- 0	NEUTRAL	0- 0	0- 0	0- 0			

RPI 1-25				RPI 26-50				RPI 51-100				Team's RPI: 335			
RPI	S	Opponent	Score	RPI	S	Opponent	Score	RPI	S	Opponent	Score	RPI	S	Opponent	Score
												124	A	UNCW	55 77
												130	H	Portland St.	55 60
												142	A	New Mexico St.	52 81
												142	H	New Mexico St.	54 51
												164	A	Santa Clara	55 75
												181	H	Montana	47 69
												209	A	East Carolina	47 59
												215	H	Indiana St.	81 88
												227	A	UTRGV	42 49
												227	H	UTRGV	50 66
												232	A	UMKC	45 73
												232	H	UMKC	56 65
												234	A	California Baptist	50 93
												234	H	California Baptist	75 71
												264	A	CSU Bakersfield	37 51
												264	H	CSU Bakersfield	46 59
												273	A	Long Beach St.	50 57
												277	A	Utah Valley	46 57
												297	A	UC Santa Barbara	55 66
												303	H	Incarnate Word	74 63
												344	A	Seattle U	74 73
												348	H	LIU Brooklyn	65 62
												350	A	Chicago St.	48 50
												350	H	Chicago St.	84 49
<div>LAST 12 Division I GAMES:</div>															
				264	A	CSU Bakersfield	37 51					264	H	CSU Bakersfield	46 59
				234	A	California Baptist	50 93					234	H	California Baptist	75 71
				350	H	Chicago St.	84 49					232	A	UMKC	45 73
				232	H	UMKC	56 65					350	A	Chicago St.	48 50
				142	A	New Mexico St.	52 81					227	H	UTRGV	50 66
				227	A	UTRGV	42 49					142	H	New Mexico St.	54 51

Non-Div I Games:

Grand Canyon

■ Loss, ■ Non-Conf, S Site, H Home A Away N Neutral

Average RPI Win:	215	WON-LOST	WINNING	LAST 10	STRENGTH OF	OPP. STRENGTH	TEAM	ADJ.	CONF.	ADJ CONF.
Average RPI Loss:	66	RECORD	PCT. RANK	GAMES	SCHEDULE	OF SCHEDULE	RPI	RPI	RPI	RPI
DIV. I ONLY	19- 8	66	1- 0	126	165	72	72	20	20	
DIV. I NON-CONF.	4- 5	190	0- 0	3	13	39	39	18	18	
TOTALS	RPI 1-25	RPI 26-50	W-L RECORDS	RPI 51-100	RPI 101-150	RPI 150+				
19- 8	0- 2	1- 2	OVERALL	2- 1	3- 3	13- 0				
11- 2	0- 0	0- 0	HOME	2- 0	2- 2	7- 0				
8- 6	0- 2	1- 2	AWAY	0- 1	1- 1	6- 0				
0- 0	0- 0	0- 0	NEUTRAL	0- 0	0- 0	0- 0				
4- 5	0- 2	1- 2	NON-CONFERENCE	1- 0	1- 1	1- 0				
3- 1	0- 0	0- 0	HOME	1- 0	1- 1	1- 0				
1- 4	0- 2	1- 2	AWAY	0- 0	0- 0	0- 0				
0- 0	0- 0	0- 0	NEUTRAL	0- 0	0- 0	0- 0				
15- 3	0- 0	0- 0	CONFERENCE	1- 1	2- 2	12- 0				
8- 1	0- 0	0- 0	HOME	1- 0	1- 1	6- 0				
7- 2	0- 0	0- 0	AWAY	0- 1	1- 1	6- 0				
0- 0	0- 0	0- 0	NEUTRAL	0- 0	0- 0	0- 0				

RPI	S	Opponent	Score	RPI	S	Opponent	Score	RPI	S	Opponent	Score	RPI	S	Opponent	Score
12	A	Marquette	54 80	27	A	Missouri	56 49	57	H	Maine	70 39	114	H	Northwestern	55 57
24	A	DePaul	64 73	28	A	South Dakota St.	47 77	69	A	Wright St.	67 85	116	H	Dayton	51 35
				37	A	South Dakota	49 55	69	H	Wright St.	56 37	118	A	Youngstown St.	59 70
												118	H	Youngstown St.	60 42
												129	A	IUPUI	45 43
												129	H	IUPUI	63 67
												192	H	Wisconsin	55 46
												194	A	Milwaukee	76 62
												194	H	Milwaukee	59 45
												237	A	Northern Ky.	81 61
												237	H	Northern Ky.	70 42
												284	A	Cleveland St.	76 63
												284	H	Cleveland St.	62 53
												309	A	Oakland	77 53
												309	H	Oakland	72 32
												333	A	Detroit Mercy	65 40
												333	H	Detroit Mercy	82 37
												336	A	UIC	77 53
												336	H	UIC	62 32
LAST 12 Division I GAMES:															
336	A	UIC	77 53	69	H	Wright St.	56 37								
129	A	IUPUI	45 43	237	H	Northern Ky.	70 42								
333	H	Detroit Mercy	82 37	194	H	Milwaukee	59 45								
309	H	Oakland	72 32	129	H	IUPUI	63 67								
284	A	Cleveland St.	76 63	336	H	UIC	62 32								
118	A	Youngstown St.	59 70	309	A	Oakland	77 53								

Non-Div I Games: Wis.-Parkside 81 32

Green Bay

■ Loss,
■ Non-Conf,
■ S Site,
■ H Home
■ A Away
N Neutral

Average RPI Win:	258	WON-LOST	WINNING	LAST 10	STRENGTH OF	OPP. STRENGTH	TEAM	ADJ.	CONF.	ADJ CONF.
Average RPI Loss:	180	RECORD	PCT. RANK	GAMES	SCHEDULE	OF SCHEDULE	RPI	RPI	RPI	RPI
DIV. I ONLY	14- 12	154	0- 1	289	282	207	207	28	28	
DIV. I NON-CONF.	3- 7	256	0- 1	217	147	273	273	29	29	
TOTALS	RPI 1-25	RPI 26-50	W-L RECORDS	RPI 51-100	RPI 101-150	RPI 150+				
14- 12	0- 1	1- 0	OVERALL	1- 1	0- 2	12- 8				
8- 4	0- 0	1- 0	HOME	1- 0	0- 1	6- 3				
6- 6	0- 1	0- 0	AWAY	0- 0	0- 1	6- 4				
0- 2	0- 0	0- 0	NEUTRAL	0- 1	0- 0	0- 1				
3- 7	0- 1	1- 0	NON-CONFERENCE	0- 1	0- 0	2- 5				
2- 2	0- 0	1- 0	HOME	0- 0	0- 0	1- 2				
1- 3	0- 1	0- 0	AWAY	0- 0	0- 0	1- 2				
0- 2	0- 0	0- 0	NEUTRAL	0- 1	0- 0	0- 1				
11- 5	0- 0	0- 0	CONFERENCE	1- 0	0- 2	10- 3				
6- 2	0- 0	0- 0	HOME	1- 0	0- 1	5- 1				
5- 3	0- 0	0- 0	AWAY	0- 0	0- 1	5- 2				
0- 0	0- 0	0- 0	NEUTRAL	0- 0	0- 0	0- 0				

RPI 1-25				RPI 26-50				RPI 51-100				RPI 101+ Team's RPI: 207			
RPI	S	Opponent	Score	RPI	S	Opponent	Score	RPI	S	Opponent	Score	RPI	S	Opponent	Score
8	A	NC State	51 83	36	H	James Madison	72 65	78	N	SFA	68 70	119	A	High Point	73 82
								88	H	Radford	68 54	119	H	High Point	98 104
												171	H	Chattanooga	50 58
												190	A	UNC Asheville	61 58
												203	A	Cornell	53 79
												206	A	Campbell	46 52
												206	H	Campbell	61 50
												221	H	Elon	62 77
												245	A	Columbia	63 88
												247	A	Gardner-Webb	46 68
												247	H	Gardner-Webb	82 80
												254	N	Sacramento St.	61 65
												283	H	Samford	64 57
												293	A	Winthrop	84 63
												294	A	Charleston So.	74 66
												294	H	Charleston So.	57 72
												304	A	Fla. Atlantic	72 68
												330	A	Presbyterian	82 68
												330	H	Presbyterian	79 62
												337	H	USC Upstate	67 43
												339	A	Longwood	86 70
												339	H	Longwood	66 40
LAST 12 Division I GAMES:															
254	N	Sacramento St.	61 65	206	H	Campbell	61 50	330	H	Presbyterian	79 62				
119	H	High Point	98 104	119	A	High Point	73 82	337	H	USC Upstate	67 43				
330	A	Presbyterian	82 68	247	H	Gardner-Webb	82 80	293	A	Winthrop	84 63				
339	A	Longwood	86 70	294	H	Charleston So.	57 72								

Non-Div I Games: Mid-Atlantic Christl15 48

Hampton

■ Loss,
 ■ Non-Conf, S Site,
 ■ Home
 ■ Away
 N Neutral

Hartford

Through Games Of March 2, 2019

Average RPI Win:	251	WON-LOST	WINNING	LAST 10	STRENGTH OF	OPP. STRENGTH	TEAM	ADJ.	CONF.	ADJ CONF.
Average RPI Loss:	74	RECORD	PCT. RANK	GAMES	SCHEDULE	OF SCHEDULE	RPI	RPI	RPI	RPI
DIV. I ONLY	21- 9	73	0- 1	191	201	112	112	23	23	
DIV. I NON-CONF.	7- 7	162	0- 1	117	85	134	134	25	25	
TOTALS	RPI 1-25	RPI 26-50	W-L RECORDS	RPI 51-100	RPI 101-150	RPI 150+				
21- 9	0- 2	0- 2	OVERALL	2- 3	2- 1	17- 1				
12- 2	0- 0	0- 1	HOME	2- 1	1- 0	9- 0				
9- 5	0- 1	0- 1	AWAY	0- 2	1- 0	8- 1				
0- 2	0- 1	0- 0	NEUTRAL	0- 0	0- 1	0- 0				
7- 7	0- 2	0- 2	NON-CONFERENCE	1- 2	0- 1	6- 0				
4- 2	0- 0	0- 1	HOME	1- 1	0- 0	3- 0				
3- 3	0- 1	0- 1	AWAY	0- 1	0- 0	3- 0				
0- 2	0- 1	0- 0	NEUTRAL	0- 0	0- 1	0- 0				
14- 2	0- 0	0- 0	CONFERENCE	1- 1	2- 0	11- 1				
8- 0	0- 0	0- 0	HOME	1- 0	1- 0	6- 0				
6- 2	0- 0	0- 0	AWAY	0- 1	1- 0	5- 1				
0- 0	0- 0	0- 0	NEUTRAL	0- 0	0- 0	0- 0				

RPI 1-25				RPI 26-50				RPI 51-100				RPI 101+ Team's RPI: 112			
RPI	S	Opponent	Score	RPI	S	Opponent	Score	RPI	S	Opponent	Score	RPI	S	Opponent	Score
3	N	Louisville	69 86	40	H	Michigan St.	66 74	54	A	New Mexico	65 72	140	A	Stony Brook	64 36
19	A	Miami (FL)	62 75	43	A	Villanova	41 59	55	H	Princeton	38 75	140	H	Stony Brook	73 62
								57	A	Maine	58 78	147	N	Southern Ill.	50 72
								57	H	Maine	49 46	154	H	William & Mary	50 45
								87	H	Harvard	73 60	244	A	Albany (NY)	68 56
												244	H	Albany (NY)	82 35
												246	A	Binghamton	62 73
												246	H	Binghamton	63 50
												258	A	Rhode Island	65 51
												278	A	Vermont	76 48
												278	H	Vermont	61 32
												299	H	Bryant	67 57
												307	A	UMBC	66 52
												307	H	UMBC	92 47
												312	A	Central Conn. St.	54 52
												313	H	Morgan St.	80 59
												321	A	New Hampshire	66 48
												321	H	New Hampshire	56 49
												322	A	UMass Lowell	66 44
												322	H	UMass Lowell	69 45
												326	A	NJIT	84 53
LAST 12 Division I GAMES:															
54	A	New Mexico	65 72	278	A	Vermont	76 48								
19	A	Miami (FL)	62 75	57	A	Maine	58 78								
244	A	Albany (NY)	68 56	307	H	UMBC	92 47								
246	H	Binghamton	63 50	140	H	Stony Brook	73 62								
322	H	UMass Lowell	69 45	246	A	Binghamton	62 73								
321	H	New Hampshire	56 49	244	H	Albany (NY)	82 35								

Non-Div I Games:

Hartford

■ Loss,
 ■ Non-Conf, S Site,
 ■ Home
 ■ Away
 N Neutral

Harvard

Through Games Of March 2, 2019

Average RPI Win:	194	WON-LOST	WINNING	LAST 10	STRENGTH OF	OPP. STRENGTH	TEAM	ADJ.	CONF.	ADJ CONF.
Average RPI Loss:	79	RECORD	PCT. RANK	GAMES	SCHEDULE	OF SCHEDULE	RPI	RPI	RPI	RPI
DIV. I ONLY	14- 11	142	1- 0	58	106	87	87	11	11	
DIV. I NON-CONF.	7- 6	153	1- 0	50	49	73	73	11	11	
TOTALS	RPI 1-25	RPI 26-50	W-L RECORDS	RPI 51-100	RPI 101-150	RPI 150+				
14- 11	0- 1	1- 2	OVERALL	1- 5	2- 2	10- 1				
6- 4	0- 0	0- 2	HOME	1- 2	1- 0	4- 0				
7- 7	0- 1	1- 0	AWAY	0- 3	1- 2	5- 1				
1- 0	0- 0	0- 0	NEUTRAL	0- 0	0- 0	1- 0				
7- 6	0- 1	1- 2	NON-CONFERENCE	0- 2	1- 1	5- 0				
2- 3	0- 0	0- 2	HOME	0- 1	0- 0	2- 0				
4- 3	0- 1	1- 0	AWAY	0- 1	1- 1	2- 0				
1- 0	0- 0	0- 0	NEUTRAL	0- 0	0- 0	1- 0				
7- 5	0- 0	0- 0	CONFERENCE	1- 3	1- 1	5- 1				
4- 1	0- 0	0- 0	HOME	1- 1	1- 0	2- 0				
3- 4	0- 0	0- 0	AWAY	0- 2	0- 1	3- 1				
0- 0	0- 0	0- 0	NEUTRAL	0- 0	0- 0	0- 0				

RPI S	Opponent	Score	RPI S	Opponent	Score	RPI S	Opponent	Score	RPI S	Opponent	Score
1	A Notre Dame	58 103	26	H Rutgers	49 60	55	A Princeton	58 61	112	A Hartford	60 73
			39	A California	85 79	55	H Princeton	71 75	125	A Yale	62 65
			47	H Quinnipiac	67 72	57	H Maine	60 67	125	H Yale	83 69
						61	A Penn	70 75	145	A CSUN	75 55
						61	H Penn	80 72	152	H Boston U.	67 47
						83	A Purdue	65 66	197	A Dartmouth	73 57
									197	H Dartmouth	56 46
									203	A Cornell	68 61
									212	N Jacksonville St.	69 62
									245	A Columbia	65 75
									258	A Rhode Island	80 47
									266	A Siena	73 54
									282	H La Salle	88 43
									286	A Brown	100 83
									286	H Brown	98 55
LAST 12 Division I GAMES:											
145	A CSUN	75 55	55	H Princeton	71 75						
55	A Princeton	58 61	203	A Cornell	68 61						
61	A Penn	70 75	245	A Columbia	65 75						
125	H Yale	83 69	286	A Brown	100 83						
286	H Brown	98 55	125	A Yale	62 65						
61	H Penn	80 72	197	A Dartmouth	73 57						

Non-Div I Games:

Harvard

Loss, Non-Conf, S Site, H Home A Away N Neutral

Hawaii

Through Games Of March 2, 2019

Average RPI Win:	241	WON-LOST	WINNING	LAST 10	STRENGTH OF	OPP. STRENGTH	TEAM	ADJ.	CONF.	ADJ CONF.
Average RPI Loss:	157	RECORD	PCT. RANK	GAMES	SCHEDULE	OF SCHEDULE	RPI	RPI	RPI	RPI
DIV. I ONLY	11- 15	219	0- 1	192	217	235	235	21	21	
DIV. I NON-CONF.	3- 9	271	0- 1	148	124	271	271	20	20	
TOTALS	RPI 1-25	RPI 26-50	W-L RECORDS	RPI 51-100	RPI 101-150	RPI 150+				
11- 15	0- 1	0- 0	OVERALL	2- 4	0- 3	9- 7				
7- 8	0- 1	0- 0	HOME	2- 2	0- 3	5- 2				
4- 6	0- 0	0- 0	AWAY	0- 1	0- 0	4- 5				
0- 1	0- 0	0- 0	NEUTRAL	0- 1	0- 0	0- 0				
3- 9	0- 1	0- 0	NON-CONFERENCE	1- 3	0- 1	2- 4				
2- 5	0- 1	0- 0	HOME	1- 2	0- 1	1- 1				
1- 3	0- 0	0- 0	AWAY	0- 0	0- 0	1- 3				
0- 1	0- 0	0- 0	NEUTRAL	0- 1	0- 0	0- 0				
8- 6	0- 0	0- 0	CONFERENCE	1- 1	0- 2	7- 3				
5- 3	0- 0	0- 0	HOME	1- 0	0- 2	4- 1				
3- 3	0- 0	0- 0	AWAY	0- 1	0- 0	3- 2				
0- 0	0- 0	0- 0	NEUTRAL	0- 0	0- 0	0- 0				

RPI 1-25				RPI 26-50				RPI 51-100				RPI 101+ Team's RPI: 235			
RPI	S	Opponent	Score	RPI	S	Opponent	Score	RPI	S	Opponent	Score	RPI	S	Opponent	Score
4	H	Stanford	59 81					65	H	FGCU	67 73	105	H	Pepperdine	64 65
								68	N	Utah	48 73	145	H	CSUN	29 49
								73	H	Idaho	69 61	149	H	UC Riverside	55 60
								77	H	American	57 69	175	H	Portland	65 72
								79	A	UC Davis	46 72	185	A	UC Irvine	70 68
								79	H	UC Davis	65 60	185	H	UC Irvine	48 53
												196	A	UNLV	66 61
												241	A	Nevada	78 79
												252	A	San Diego St.	57 58
												261	A	Cal St. Fullerton	68 72
												261	H	Cal St. Fullerton	70 55
												269	A	San Diego	50 58
												273	A	Long Beach St.	40 56
												273	H	Long Beach St.	63 49
												297	A	UC Santa Barbara	47 35
												297	H	UC Santa Barbara	72 49
												324	A	Cal Poly	71 54
												324	H	Cal Poly	70 52
												344	H	Seattle U	67 51
LAST 12 Division I GAMES:															
				68	N	Utah	48 73	273	A	Long Beach St.	40 56				
				261	H	Cal St. Fullerton	70 55	185	A	UC Irvine	70 68				
				79	A	UC Davis	46 72	324	H	Cal Poly	70 52				
				185	H	UC Irvine	48 53	149	H	UC Riverside	55 60				
				273	H	Long Beach St.	63 49	297	A	UC Santa Barbara	47 35				
				297	H	UC Santa Barbara	72 49	324	A	Cal Poly	71 54				

Non-Div I Games: Hawaii Pacific 66 51

Hawaii

Loss, Non-Conf, S Site, H Home A Away N Neutral

Average RPI Win:	272	WON-LOST	WINNING	LAST 10	STRENGTH OF	OPP. STRENGTH	TEAM	ADJ.	CONF.	ADJ CONF.
Average RPI Loss:	92	RECORD	PCT. RANK	GAMES	SCHEDULE	OF SCHEDULE	RPI	RPI	RPI	RPI
DIV. I ONLY	18- 7	58	1- 0	248	295	119	119	28	28	
DIV. I NON-CONF.	5- 4	139	0- 0	129	213	105	105	29	29	
TOTALS	RPI 1-25	RPI 26-50	W-L RECORDS	RPI 51-100	RPI 101-150	RPI 150+				
18- 7	0- 1	0- 1	OVERALL	1- 3	0- 0	17- 2				
11- 1	0- 0	0- 0	HOME	1- 1	0- 0	10- 0				
7- 6	0- 1	0- 1	AWAY	0- 2	0- 0	7- 2				
0- 0	0- 0	0- 0	NEUTRAL	0- 0	0- 0	0- 0				
5- 4	0- 1	0- 1	NON-CONFERENCE	1- 1	0- 0	4- 1				
4- 0	0- 0	0- 0	HOME	1- 0	0- 0	3- 0				
1- 4	0- 1	0- 1	AWAY	0- 1	0- 0	1- 1				
0- 0	0- 0	0- 0	NEUTRAL	0- 0	0- 0	0- 0				
13- 3	0- 0	0- 0	CONFERENCE	0- 2	0- 0	13- 1				
7- 1	0- 0	0- 0	HOME	0- 1	0- 0	7- 0				
6- 2	0- 0	0- 0	AWAY	0- 1	0- 0	6- 1				
0- 0	0- 0	0- 0	NEUTRAL	0- 0	0- 0	0- 0				

RPI 1-25				RPI 26-50				RPI 51-100				RPI 101+ Team's RPI: 119			
RPI	S	Opponent	Score	RPI	S	Opponent	Score	RPI	S	Opponent	Score	RPI	S	Opponent	Score
21	A	Kentucky	49 71	48	A	Miami (OH)	55 68	53	A	Clemson	64 83	153	A	Davidson	62 71
								77	H	American	66 61	190	A	UNC Asheville	56 67
								88	A	Radford	58 80	206	H	Campbell	65 60
								88	H	Radford	79 84	207	A	Hampton	104 98
												207	H	Hampton	82 73
												231	A	ETSU	73 65
												247	A	Gardner-Webb	78 61
												247	H	Gardner-Webb	78 70
												280	H	Norfolk St.	83 51
												293	H	Winthrop	56 54
												294	A	Charleston So.	69 62
												294	H	Charleston So.	71 64
												306	H	UNC Greensboro	82 75
												330	A	Presbyterian	70 63
												330	H	Presbyterian	79 40
												337	A	USC Upstate	87 61
												337	H	N.C. Central	80 69
												339	A	Longwood	65 54
												339	H	Longwood	70 47
LAST 12 Division I GAMES:															
207	A	Hampton	104 98	339	A	Longwood	65 54								
339	H	Longwood	70 47	207	H	Hampton	82 73								
247	H	Gardner-Webb	78 70	293	H	Winthrop	56 54								
330	A	Presbyterian	70 63	294	H	Charleston So.	71 64								
294	A	Charleston So.	69 62	206	H	Campbell	65 60								
88	H	Radford	79 84	190	A	UNC Asheville	56 67								

Non-Div I Games: Greensboro 102 50 Mars Hill 86 36

High Point

Loss, Non-Conf, S Site, H Home A Away N Neutral

Hofstra

Through Games Of March 2, 2019

Average RPI Win: 233	WON-LOST	WINNING	LAST 10	STRENGTH OF	OPP. STRENGTH	TEAM	ADJ.	CONF.	ADJ CONF.
Average RPI Loss: 138	RECORD	PCT. RANK	GAMES	SCHEDULE	OF SCHEDULE	RPI	RPI	RPI	RPI
DIV. I ONLY	8- 18	275	1- 0	106	207	220	220	10	10
DIV. I NON-CONF.	5- 6	177	0- 0	200	337	200	200	10	10
TOTALS	RPI 1-25	RPI 26-50	W-L RECORDS	RPI 51-100	RPI 101-150	RPI 150+			
8- 18	0- 0	0- 2	OVERALL	0- 3	2- 7	6- 6			
3- 8	0- 0	0- 1	HOME	0- 1	1- 2	2- 4			
4- 8	0- 0	0- 1	AWAY	0- 1	1- 4	3- 2			
1- 2	0- 0	0- 0	NEUTRAL	0- 1	0- 1	1- 0			
5- 6	0- 0	0- 0	NON-CONFERENCE	0- 1	0- 2	5- 3			
1- 2	0- 0	0- 0	HOME	0- 0	0- 0	1- 2			
3- 2	0- 0	0- 0	AWAY	0- 0	0- 1	3- 1			
1- 2	0- 0	0- 0	NEUTRAL	0- 1	0- 1	1- 0			
3- 12	0- 0	0- 2	CONFERENCE	0- 2	2- 5	1- 3			
2- 6	0- 0	0- 1	HOME	0- 1	1- 2	1- 2			
1- 6	0- 0	0- 1	AWAY	0- 1	1- 3	0- 1			
0- 0	0- 0	0- 0	NEUTRAL	0- 0	0- 0	0- 0			

RPI 1-25				RPI 26-50				RPI 51-100				RPI 101+				Team's RPI: 220	
RPI	S	Opponent	Score	RPI	S	Opponent	Score	RPI	S	Opponent	Score	RPI	S	Opponent	Score		
				36	A	James Madison	54 77	69	N	Wright St.	64 93	106	A	Towson	68 92		
				36	H	James Madison	44 59	74	A	Drexel	39 62	106	H	Towson	56 68		
								74	H	Drexel	49 61	107	A	Northeastern	63 62		
												107	H	Northeastern	78 61		
												124	A	UNCW	54 89		
												128	N	Marist	57 71		
												140	A	Stony Brook	49 77		
												146	A	Delaware	47 57		
												146	H	Delaware	59 78		
												154	H	William & Mary	55 60		
												186	A	Holy Cross	66 72		
												198	N	Stetson	53 50		
												205	H	Sacred Heart	64 70		
												221	H	Elon	64 77		
												245	H	Columbia	63 65		
												257	A	St. Bonaventure	67 59		
												266	A	Siena	57 50		
												296	A	Col. of Charleston	62 70		
												296	H	Col. of Charleston	68 49		
												307	A	UMBC	45 42		
												325	H	Iona	74 49		
LAST 12 Division I GAMES:																	
				296	H	Col. of Charleston	68 49	296	A	Col. of Charleston	62 70						
				107	A	Northeastern	63 62	124	A	UNCW	54 89						
				146	A	Delaware	47 57	107	H	Northeastern	78 61						
				74	A	Drexel	39 62	74	H	Drexel	49 61						
				36	H	James Madison	44 59	146	H	Delaware	59 78						
				106	H	Towson	56 68	106	A	Towson	68 92						

Non-Div I Games: Wilmington (DE) 77 56

Hofstra

Loss, Non-Conf, S Site, H Home A Away N Neutral

Holy Cross

Through Games Of March 2, 2019

Average RPI Win:	241	WON-LOST	WINNING	LAST 10	STRENGTH OF	OPP. STRENGTH	TEAM	ADJ.	CONF.	ADJ CONF.
Average RPI Loss:	197	RECORD	PCT. RANK	GAMES	SCHEDULE	OF SCHEDULE	RPI	RPI	RPI	RPI
DIV. I ONLY	17- 11	112	1- 0	312	232	186	186	18	18	
DIV. I NON-CONF.	8- 3	72	0- 0	341	285	202	202	21	21	
TOTALS	RPI 1-25	RPI 26-50	W-L RECORDS	RPI 51-100	RPI 101-150	RPI 150+				
17- 11	0- 0	1- 1	OVERALL	0- 2	0- 2	16- 6				
11- 3	0- 0	1- 0	HOME	0- 1	0- 0	10- 2				
6- 8	0- 0	0- 1	AWAY	0- 1	0- 2	6- 4				
0- 0	0- 0	0- 0	NEUTRAL	0- 0	0- 0	0- 0				
8- 3	0- 0	0- 0	NON-CONFERENCE	0- 0	0- 1	8- 2				
5- 1	0- 0	0- 0	HOME	0- 0	0- 0	5- 1				
3- 2	0- 0	0- 0	AWAY	0- 0	0- 1	3- 1				
0- 0	0- 0	0- 0	NEUTRAL	0- 0	0- 0	0- 0				
9- 8	0- 0	1- 1	CONFERENCE	0- 2	0- 1	8- 4				
6- 2	0- 0	1- 0	HOME	0- 1	0- 0	5- 1				
3- 6	0- 0	0- 1	AWAY	0- 1	0- 1	3- 3				
0- 0	0- 0	0- 0	NEUTRAL	0- 0	0- 0	0- 0				

RPI S	Opponent	Score	RPI S	Opponent	Score	RPI S	Opponent	Score	RPI S	Opponent	Score	Team's RPI: 186
41	A Bucknell	71 75	77	A American	58 70	120	A Boston College	63 89				
41	H Bucknell	61 60	77	H American	44 71	138	A Lehigh	55 64				
						152	A Boston U.	64 61				
						152	H Boston U.	75 69				
						172	H Rider	71 61				
						220	H Hofstra	72 66				
						244	A Albany (NY)	56 50				
						249	A Navy	47 54				
						249	H Navy	47 44				
						251	A Colgate	80 67				
						251	H Colgate	67 70				
						258	H Rhode Island	73 65				
						275	H Manhattan	61 53				
						278	A Vermont	65 40				
						285	A Army West Point	53 60				
						285	H Army West Point	58 39				
						286	H Brown	85 89				
						289	A Loyola Maryland	58 48				
						289	H Loyola Maryland	78 60				
						299	A Bryant	81 62				
						321	A New Hampshire	62 74				
						322	H UMass Lowell	63 54				
						327	A Lafayette	63 73				
						327	H Lafayette	56 53				
LAST 12 Division I GAMES:												
251	A Colgate	80 67	289	A Loyola Maryland	58 48							
77	H American	44 71	327	H Lafayette	56 53							
41	H Bucknell	61 60	77	A American	58 70							
285	A Army West Point	53 60	41	A Bucknell	71 75							
152	A Boston U.	64 61	285	H Army West Point	58 39							
249	H Navy	47 44	152	H Boston U.	75 69							

Non-Div I Games:

Holy Cross

Loss, Non-Conf, S Site, H Home A Away N Neutral

H
o
u
s
t
o
n

Houston				Through Games Of March 2, 2019						
Average RPI Win:	195	WON-LOST	WINNING	LAST 10	STRENGTH OF	OPP. STRENGTH	TEAM	ADJ.	CONF.	ADJ CONF.
Average RPI Loss:	72	RECORD	PCT. RANK	GAMES	SCHEDULE	OF SCHEDULE	RPI	RPI	RPI	RPI
DIV. I ONLY	15- 13	157	0- 1	61	86	92	92	9	9	
DIV. I NON-CONF.	6- 7	172	0- 0	64	106	106	106	8	8	
TOTALS	RPI 1-25	RPI 26-50	W-L RECORDS	RPI 51-100	RPI 101-150	RPI 150+				
15- 13	0- 4	1- 1	OVERALL	0- 4	1- 2	13- 2				
6- 6	0- 2	1- 0	HOME	0- 2	0- 2	5- 0				
9- 7	0- 2	0- 1	AWAY	0- 2	1- 0	8- 2				
0- 0	0- 0	0- 0	NEUTRAL	0- 0	0- 0	0- 0				
6- 7	0- 1	1- 1	NON-CONFERENCE	0- 3	0- 1	5- 1				
1- 4	0- 1	1- 0	HOME	0- 2	0- 1	0- 0				
5- 3	0- 0	0- 1	AWAY	0- 1	0- 0	5- 1				
0- 0	0- 0	0- 0	NEUTRAL	0- 0	0- 0	0- 0				
9- 6	0- 3	0- 0	CONFERENCE	0- 1	1- 1	8- 1				
5- 2	0- 1	0- 0	HOME	0- 0	0- 1	5- 0				
4- 4	0- 2	0- 0	AWAY	0- 1	1- 0	3- 1				
0- 0	0- 0	0- 0	NEUTRAL	0- 0	0- 0	0- 0				
RPI 1-25				RPI 26-50		RPI 51-100		Team's RPI: 92	RPI 101+	
RPI S Opponent	Score	RPI S Opponent	Score	RPI S Opponent	Score	RPI S Opponent	Score	RPI S Opponent	Score	
6 A UConn	61 83	39 A California	79 80	54 H New Mexico	84 89	120 H Boston College	57 64			
6 H UConn	61 81	44 H Georgia Tech	95 89	65 A FGCU	71 76	127 A South Fla.	54 52			
17 A UCF	56 58			76 H UT Arlington	61 65	127 H South Fla.	49 59			
18 H Texas A&M	52 68			82 A Cincinnati	57 68	161 H Tulane	83 82			
						162 H Tulsa	76 44			
						165 A Temple	65 76			
						165 H Temple	78 65			
						167 A Louisiana Tech	88 100			
						187 A Southern Miss.	61 44			
						204 A SMU	72 61			
						204 H SMU	69 68			
						209 H East Carolina	63 52			
						213 A George Mason	66 56			
						218 A Memphis	59 57			
						231 A ETSU	84 77			
						245 A Columbia	83 72			
						253 A Wichita St.	66 58			
						303 A Incarnate Word	79 60			
LAST 12 Division I GAMES:										
6 A UConn	61 83	165 A Temple	65 76							
127 H South Fla.	49 59	204 H SMU	69 68							
218 A Memphis	59 57	17 A UCF	56 58							
161 H Tulane	83 82	162 H Tulsa	76 44							
209 H East Carolina	63 52	82 A Cincinnati	57 68							
127 A South Fla.	54 52	253 A Wichita St.	66 58							

H
o
u
s
t
o
n

Non-Div I Games:

Houston

Houston Baptist

Through Games Of March 2, 2019

Average RPI Win:	299	WON-LOST	WINNING	LAST 10	STRENGTH OF	OPP. STRENGTH	TEAM	ADJ.	CONF.	ADJ CONF.
Average RPI Loss:	195	RECORD	PCT. RANK	GAMES	SCHEDULE	OF SCHEDULE	RPI	RPI	RPI	RPI
DIV. I ONLY	3- 19	340	0- 0	295	280	342	342	25	25	
DIV. I NON-CONF.	1- 5	311	0- 0	296	160	337	337	23	23	
TOTALS	RPI 1-25	RPI 26-50	W-L RECORDS	RPI 51-100	RPI 101-150	RPI 150+				
3- 19	0- 0	0- 2	OVERALL	0- 1	0- 2	3- 14				
3- 8	0- 0	0- 1	HOME	0- 0	0- 0	3- 7				
0- 11	0- 0	0- 1	AWAY	0- 1	0- 2	0- 7				
0- 0	0- 0	0- 0	NEUTRAL	0- 0	0- 0	0- 0				
1- 5	0- 0	0- 0	NON-CONFERENCE	0- 0	0- 2	1- 3				
1- 1	0- 0	0- 0	HOME	0- 0	0- 0	1- 1				
0- 4	0- 0	0- 0	AWAY	0- 0	0- 2	0- 2				
0- 0	0- 0	0- 0	NEUTRAL	0- 0	0- 0	0- 0				
2- 14	0- 0	0- 2	CONFERENCE	0- 1	0- 0	2- 11				
2- 7	0- 0	0- 1	HOME	0- 0	0- 0	2- 6				
0- 7	0- 0	0- 1	AWAY	0- 1	0- 0	0- 5				
0- 0	0- 0	0- 0	NEUTRAL	0- 0	0- 0	0- 0				

RPI S	Opponent	Score	RPI S	Opponent	Score	RPI S	Opponent	Score	RPI S	Opponent	Score	Team's RPI: 342
49	A Lamar University	50 63	49	H Lamar University	49 97	78	A SFA	53 65	126	A Oklahoma St.	44 77	
									144	A Texas Tech	76 82	
									155	H Abilene Christian	62 72	
									168	H Oral Roberts	56 74	
									170	A Nicholls St.	54 77	
									170	H Nicholls St.	55 58	
									182	A North Texas	75 100	
									184	A Sam Houston St.	64 83	
									184	H Sam Houston St.	63 74	
									253	A Wichita St.	50 68	
									256	H A&M-Corpus Christi	56 70	
									276	H Central Ark.	58 77	
									288	H New Orleans	83 74	
									303	H Incarnate Word	60 59	
									305	H La.-Monroe	68 60	
									314	A Southeastern La.	65 73	
									317	A McNeese	71 81	
									317	H McNeese	67 72	
									318	A Northwestern St.	46 63	
LAST 12 Division I GAMES:												
317	H McNeese	67 72	78	A SFA	53 65							
49	H Lamar University	49 97	256	H A&M-Corpus Christi	56 70							
184	A Sam Houston St.	64 83	303	H Incarnate Word	60 59							
318	A Northwestern St.	46 63	317	A McNeese	71 81							
170	H Nicholls St.	55 58	314	A Southeastern La.	65 73							
276	H Central Ark.	58 77	184	H Sam Houston St.	63 74							

Non-Div I Games: Howard Payne 93 60 Tex. A&M Int'l 81 48 McMurry 92 41 Southwest (NM) 100 57
Houston Baptist

Loss, Non-Conf, S Site, H Home A Away N Neutral

Average RPI Win:	301	WON-LOST	WINNING	LAST 10	STRENGTH OF	OPP. STRENGTH	TEAM	ADJ.	CONF.	ADJ CONF.
Average RPI Loss:	184	RECORD	PCT. RANK	GAMES	SCHEDULE	OF SCHEDULE	RPI	RPI	RPI	RPI
DIV. I ONLY	17- 11	112	1- 0	340	342	219	219	32	32	
DIV. I NON-CONF.	7- 6	153	0- 0	292	296	197	197	32	32	
TOTALS	RPI 1-25	RPI 26-50	W-L RECORDS	RPI 51-100	RPI 101-150	RPI 150+				
17- 11	0- 0	0- 1	OVERALL	0- 1	0- 1	17- 8				
8- 4	0- 0	0- 0	HOME	0- 0	0- 1	8- 3				
9- 7	0- 0	0- 1	AWAY	0- 1	0- 0	9- 5				
0- 0	0- 0	0- 0	NEUTRAL	0- 0	0- 0	0- 0				
7- 6	0- 0	0- 1	NON-CONFERENCE	0- 1	0- 1	7- 3				
2- 2	0- 0	0- 0	HOME	0- 0	0- 1	2- 1				
5- 4	0- 0	0- 1	AWAY	0- 1	0- 0	5- 2				
0- 0	0- 0	0- 0	NEUTRAL	0- 0	0- 0	0- 0				
10- 5	0- 0	0- 0	CONFERENCE	0- 0	0- 0	10- 5				
6- 2	0- 0	0- 0	HOME	0- 0	0- 0	6- 2				
4- 3	0- 0	0- 0	AWAY	0- 0	0- 0	4- 3				
0- 0	0- 0	0- 0	NEUTRAL	0- 0	0- 0	0- 0				

RPI S	Opponent	Score	RPI S	Opponent	Score	RPI S	Opponent	Score	RPI S	Opponent	Score	Team's RPI: 219
			34	A North Carolina	63 85	82	A Cincinnati	51 85	136	H Mercer	70 85	
									154	A William & Mary	75 88	
									188	A UMES	72 80	
									188	H UMES	73 80	
									195	H N.C. A&T	58 63	
									206	A Campbell	69 64	
									213	H George Mason	73 59	
									224	A Bethune-Cookman	63 76	
									224	H Bethune-Cookman	61 40	
									265	A Niagara	68 61	
									266	H Siena	81 86	
									268	A Richmond	60 67	
									280	H Norfolk St.	74 70	
									282	A La Salle	57 54	
									291	A South Carolina St.	63 72	
									313	A Morgan St.	74 62	
									313	H Morgan St.	79 56	
									315	A Coppin St.	88 81	
									316	A FIU	89 62	
									326	H NJIT	77 57	
									337	H N.C. Central	80 70	
									341	H Delaware St.	78 62	
									345	A Florida A&M	81 59	
									345	H Florida A&M	74 68	
									347	A Fairleigh Dickinson	79 58	
									349	A Savannah St.	106 70	
LAST 12 Division I GAMES:												
			349	A Savannah St.	106 70	345	A Florida A&M	81 59				
			313	A Morgan St.	74 62	280	H Norfolk St.	74 70				
			315	A Coppin St.	88 81	188	H UMES	73 80				
			337	H N.C. Central	80 70	341	H Delaware St.	78 62				
			195	H N.C. A&T	58 63	291	A South Carolina St.	63 72				
			224	A Bethune-Cookman	63 76	313	H Morgan St.	79 56				

Non-Div I Games:

Howard

■ Loss,
 ■ Non-Conf,
 ■ S Site,
 ■ Home
 ■ A Away
 N Neutral

Average RPI Win: 239	WON-LOST	WINNING	LAST 10	STRENGTH OF	OPP. STRENGTH	TEAM	ADJ.	CONF.	ADJ CONF.
Average RPI Loss: 104	RECORD	PCT. RANK	GAMES	SCHEDULE	OF SCHEDULE	RPI	RPI	RPI	RPI
DIV. I ONLY	18- 10	97	1- 0	213	196	129	129	20	20
DIV. I NON-CONF.	5- 5	162	0- 0	86	110	102	102	18	18
TOTALS	RPI 1-25	RPI 26-50	W-L RECORDS	RPI 51-100	RPI 101-150	RPI 150+			
18- 10	0- 1	0- 1	OVERALL	2- 4	2- 2	14- 2			
8- 4	0- 0	0- 1	HOME	0- 3	2- 0	6- 0			
9- 6	0- 1	0- 0	AWAY	1- 1	0- 2	8- 2			
1- 0	0- 0	0- 0	NEUTRAL	1- 0	0- 0	0- 0			
5- 5	0- 1	0- 1	NON-CONFERENCE	1- 1	1- 1	3- 1			
1- 2	0- 0	0- 1	HOME	0- 1	1- 0	0- 0			
3- 3	0- 1	0- 0	AWAY	0- 0	0- 1	3- 1			
1- 0	0- 0	0- 0	NEUTRAL	1- 0	0- 0	0- 0			
13- 5	0- 0	0- 0	CONFERENCE	1- 3	1- 1	11- 1			
7- 2	0- 0	0- 0	HOME	0- 2	1- 0	6- 0			
6- 3	0- 0	0- 0	AWAY	1- 1	0- 1	5- 1			
0- 0	0- 0	0- 0	NEUTRAL	0- 0	0- 0	0- 0			

RPI 1-25				RPI 26-50				RPI 51-100				RPI 101+ Team's RPI: 129			
RPI	S	Opponent	Score	RPI	S	Opponent	Score	RPI	S	Opponent	Score	RPI	S	Opponent	Score
7	A	Iowa	58 72	38	H	Ohio	66 73	69	A	Wright St.	59 66	118	A	Youngstown St.	52 70
								69	H	Wright St.	75 78	118	H	Youngstown St.	64 44
								72	A	Green Bay	67 63	123	H	UT Martin	73 72
								72	H	Green Bay	43 45	147	A	Southern Ill.	73 78
								94	H	UNI	40 53	192	A	Wisconsin	64 65
								99	N	VCU	63 61	194	A	Milwaukee	67 66
												194	H	Milwaukee	76 55
												214	A	Ole Miss	66 58
												215	A	Indiana St.	64 59
												237	A	Northern Ky.	57 60
												237	H	Northern Ky.	70 48
												284	A	Cleveland St.	75 50
												284	H	Cleveland St.	64 36
												308	A	UTSA	58 50
												309	A	Oakland	76 70
												309	H	Oakland	82 53
												333	A	Detroit Mercy	58 41
												333	H	Detroit Mercy	82 47
												336	A	UIC	73 44
												336	H	UIC	71 43
LAST 12 Division I GAMES:															
194	H	Milwaukee	76 55	118	H	Youngstown St.	64 44								
72	H	Green Bay	43 45	69	A	Wright St.	59 66								
336	A	UIC	73 44	237	A	Northern Ky.	57 60								
333	A	Detroit Mercy	58 41	72	A	Green Bay	67 63								
309	A	Oakland	76 70	194	A	Milwaukee	67 66								
284	H	Cleveland St.	64 36	336	H	UIC	71 43								

Non-Div I Games: Purdue Northwest 101 40

IUPUI

■ Loss,
 ■ Non-Conf, S Site,
 ■ Home
 ■ Away
 N Neutral

Average RPI Win:	201	WON-LOST	WINNING	LAST 10	STRENGTH OF	OPP. STRENGTH	TEAM	ADJ.	CONF.	ADJ CONF.
Average RPI Loss:	115	RECORD	PCT. RANK	GAMES	SCHEDULE	OF SCHEDULE	RPI	RPI	RPI	RPI
DIV. I ONLY	18- 9	83	1- 0	132	133	73	73	16	16	
DIV. I NON-CONF.	3- 6	241	0- 0	58	46	144	144	12	12	
TOTALS	RPI 1-25	RPI 26-50	W-L RECORDS	RPI 51-100	RPI 101-150	RPI 150+				
18- 9	0- 2	0- 0	OVERALL	0- 2	7- 2	11- 3				
9- 1	0- 0	0- 0	HOME	0- 0	3- 1	6- 0				
9- 7	0- 2	0- 0	AWAY	0- 1	4- 1	5- 3				
0- 1	0- 0	0- 0	NEUTRAL	0- 1	0- 0	0- 0				
3- 6	0- 2	0- 0	NON-CONFERENCE	0- 2	2- 0	1- 2				
2- 0	0- 0	0- 0	HOME	0- 0	1- 0	1- 0				
1- 5	0- 2	0- 0	AWAY	0- 1	1- 0	0- 2				
0- 1	0- 0	0- 0	NEUTRAL	0- 1	0- 0	0- 0				
15- 3	0- 0	0- 0	CONFERENCE	0- 0	5- 2	10- 1				
7- 1	0- 0	0- 0	HOME	0- 0	2- 1	5- 0				
8- 2	0- 0	0- 0	AWAY	0- 0	3- 1	5- 1				
0- 0	0- 0	0- 0	NEUTRAL	0- 0	0- 0	0- 0				

RPI 1-25				RPI 26-50				RPI 51-100 Team's RPI: 73				RPI 101+			
RPI	S	Opponent	Score	RPI	S	Opponent	Score	RPI	S	Opponent	Score	RPI	S	Opponent	Score
4	A	Stanford	71 115					56	A	Wyoming	61 64	109	A	Northern Colo.	72 77
13	A	Gonzaga	51 88					58	N	Boise St.	85 91	109	H	Northern Colo.	72 86
												113	A	Idaho St.	86 72
												130	A	Portland St.	81 68
												130	H	Portland St.	80 78
												144	A	Texas Tech	88 77
												145	H	CSUN	88 73
												148	A	Montana St.	82 66
												148	H	Montana St.	90 65
												180	A	Eastern Wash.	75 74
												180	H	Eastern Wash.	84 68
												181	A	Montana	79 82
												181	H	Montana	76 68
												235	A	Hawaii	61 69
												243	A	Northern Ariz.	86 69
												243	H	Northern Ariz.	90 72
												250	H	San Francisco	70 63
												254	A	Sacramento St.	69 65
												254	H	Sacramento St.	104 66
												273	A	Long Beach St.	63 70
												279	A	Southern Utah	82 70
												279	H	Southern Utah	77 49
												320	A	Weber St.	79 74
LAST 12 Division I GAMES:															
254	A	Sacramento St.	69 65	148	H	Montana St.	90 65								
130	A	Portland St.	81 68	181	H	Montana	76 68								
279	H	Southern Utah	77 49	279	A	Southern Utah	82 70								
243	H	Northern Ariz.	90 72	243	A	Northern Ariz.	86 69								
180	A	Eastern Wash.	75 74	130	H	Portland St.	80 78								
109	A	Northern Colo.	72 77	254	H	Sacramento St.	104 66								

Non-Div I Games:

Idaho

■ Loss,
■ Non-Conf, S Site,
■ Home
■ Away
N Neutral

Average RPI Win:	222	WON-LOST	WINNING	LAST 10	STRENGTH OF	OPP. STRENGTH	TEAM	ADJ.	CONF.	ADJ CONF.
Average RPI Loss:	103	RECORD	PCT. RANK	GAMES	SCHEDULE	OF SCHEDULE	RPI	RPI	RPI	RPI
DIV. I ONLY	17- 9	92	0- 1	143	191	113	113	16	16	
DIV. I NON-CONF.	4- 4	162	0- 0	39	204	77	77	12	12	
TOTALS	RPI 1-25	RPI 26-50	W-L RECORDS	RPI 51-100	RPI 101-150	RPI 150+				
17- 9	0- 1	0- 1	OVERALL	0- 3	5- 2	12- 2				
9- 3	0- 0	0- 0	HOME	0- 1	3- 1	6- 1				
7- 5	0- 1	0- 0	AWAY	0- 2	2- 1	5- 1				
1- 1	0- 0	0- 1	NEUTRAL	0- 0	0- 0	1- 0				
4- 4	0- 1	0- 1	NON-CONFERENCE	0- 2	1- 0	3- 0				
2- 0	0- 0	0- 0	HOME	0- 0	1- 0	1- 0				
1- 3	0- 1	0- 0	AWAY	0- 2	0- 0	1- 0				
1- 1	0- 0	0- 1	NEUTRAL	0- 0	0- 0	1- 0				
13- 5	0- 0	0- 0	CONFERENCE	0- 1	4- 2	9- 2				
7- 3	0- 0	0- 0	HOME	0- 1	2- 1	5- 1				
6- 2	0- 0	0- 0	AWAY	0- 0	2- 1	4- 1				
0- 0	0- 0	0- 0	NEUTRAL	0- 0	0- 0	0- 0				

RPI 1-25				RPI 26-50				RPI 51-100				RPI 101+ Team's RPI: 113			
RPI	S	Opponent	Score	RPI	S	Opponent	Score	RPI	S	Opponent	Score	RPI	S	Opponent	Score
13	A	Gonzaga	51 70	44	N	Georgia Tech	51 74	68	A	Utah	60 74	105	H	Pepperdine	65 63
								73	H	Idaho	72 86	109	A	Northern Colo.	56 60
								86	A	Arizona	46 71	109	H	Northern Colo.	59 61
												130	A	Portland St.	58 57
												130	H	Portland St.	72 54
												148	A	Montana St.	62 49
												148	H	Montana St.	61 43
												180	H	Eastern Wash.	63 48
												181	A	Montana	59 60
												181	H	Montana	50 34
												234	A	California Baptist	72 57
												243	A	Northern Ariz.	80 69
												243	H	Northern Ariz.	77 81
												254	A	Sacramento St.	56 42
												254	H	Sacramento St.	73 43
												277	H	Utah Valley	80 68
												279	A	Southern Utah	69 57
												279	H	Southern Utah	80 47
												300	N	Kennesaw St.	60 49
												320	A	Weber St.	70 57
												320	H	Weber St.	84 57
LAST 12 Division I GAMES:															
109	H	Northern Colo.	59 61	243	H	Northern Ariz.	77 81								
320	H	Weber St.	84 57	130	A	Portland St.	58 57								
130	H	Portland St.	72 54	254	A	Sacramento St.	56 42								
181	A	Montana	59 60	148	H	Montana St.	61 43								
148	A	Montana St.	62 49	181	H	Montana	50 34								
279	H	Southern Utah	80 47	109	A	Northern Colo.	56 60								

Non-Div I Games: Benedictine Mesa 88 51

Idaho St.

Illinois

Through Games Of March 2, 2019

Average RPI Win:	239	WON-LOST	WINNING	LAST 10	STRENGTH OF	OPP. STRENGTH	TEAM	ADJ.	CONF.	ADJ CONF.
Average RPI Loss:	77	RECORD	PCT. RANK	GAMES	SCHEDULE	OF SCHEDULE	RPI	RPI	RPI	RPI
DIV. I ONLY	10- 19	263	0- 1	97	78	210	210	4	4	
DIV. I NON-CONF.	8- 3	72	0- 0	299	266	180	180	6	6	
TOTALS	RPI 1-25	RPI 26-50	W-L RECORDS	RPI 51-100	RPI 101-150	RPI 150+				
10- 19	0- 4	0- 5	OVERALL	0- 4	1- 4	9- 2				
8- 9	0- 2	0- 4	HOME	0- 1	0- 2	8- 0				
2- 9	0- 2	0- 1	AWAY	0- 3	1- 2	1- 1				
0- 1	0- 0	0- 0	NEUTRAL	0- 0	0- 0	0- 1				
8- 3	0- 0	0- 1	NON-CONFERENCE	0- 1	0- 0	8- 1				
7- 1	0- 0	0- 1	HOME	0- 0	0- 0	7- 0				
1- 1	0- 0	0- 0	AWAY	0- 1	0- 0	1- 0				
0- 1	0- 0	0- 0	NEUTRAL	0- 0	0- 0	0- 1				
2- 16	0- 4	0- 4	CONFERENCE	0- 3	1- 4	1- 1				
1- 8	0- 2	0- 3	HOME	0- 1	0- 2	1- 0				
1- 8	0- 2	0- 1	AWAY	0- 2	1- 2	0- 1				
0- 0	0- 0	0- 0	NEUTRAL	0- 0	0- 0	0- 0				

RPI 1-25				RPI 26-50				RPI 51-100				RPI 101+ Team's RPI: 210			
RPI	S	Opponent	Score	RPI	S	Opponent	Score	RPI	S	Opponent	Score	RPI	S	Opponent	Score
7	A	Iowa	66 88	26	H	Rutgers	60 71	53	A	Clemson	67 69	102	A	Minnesota	66 62
7	H	Iowa	75 94	27	H	Missouri	45 67	75	A	Ohio St.	70 78	114	A	Northwestern	45 68
14	A	Maryland	62 71	40	A	Michigan St.	60 77	81	H	Nebraska	67 77	114	H	Northwestern	56 64
14	H	Maryland	66 80	46	H	Michigan	56 70	83	A	Purdue	50 72	133	A	Penn St.	48 62
				50	H	Indiana	83 85					133	H	Penn St.	65 76
												192	A	Wisconsin	67 75
												192	H	Wisconsin	78 68
												211	H	Eastern Mich.	72 66
												215	H	Indiana St.	75 57
												233	H	SIUE	74 57
												245	H	Columbia	76 69
												254	N	Sacramento St.	107 109
												260	H	Murray St.	84 52
												298	H	Alabama A&M	88 60
												310	H	Valparaiso	73 54
												324	A	Cal Poly	74 51
LAST 12 Division I GAMES:															
14	A	Maryland	62 71	83	A	Purdue	50 72								
133	H	Penn St.	65 76	14	H	Maryland	66 80								
192	A	Wisconsin	67 75	75	A	Ohio St.	70 78								
46	H	Michigan	56 70	114	H	Northwestern	56 64								
7	A	Iowa	66 88	40	A	Michigan St.	60 77								
192	H	Wisconsin	78 68	7	H	Iowa	75 94								

Non-Div I Games:

Illinois

Loss, Non-Conf, S Site, H Home A Away N Neutral

Average RPI Win:	222	WON-LOST	WINNING	LAST 10	STRENGTH OF	OPP. STRENGTH	TEAM	ADJ.	CONF.	ADJ CONF.
Average RPI Loss:	165	RECORD	PCT. RANK	GAMES	SCHEDULE	OF SCHEDULE	RPI	RPI	RPI	RPI
DIV. I ONLY	15- 10	120	1- 0	226	221	159	159	13	13	
DIV. I NON-CONF.	6- 4	125	0- 0	302	305	174	174	15	15	
TOTALS	RPI 1-25	RPI 26-50	W-L RECORDS	RPI 51-100	RPI 101-150	RPI 150+				
15- 10	0- 1	0- 0	OVERALL	2- 2	2- 0	11- 7				
9- 3	0- 1	0- 0	HOME	1- 1	1- 0	7- 1				
6- 7	0- 0	0- 0	AWAY	1- 1	1- 0	4- 6				
0- 0	0- 0	0- 0	NEUTRAL	0- 0	0- 0	0- 0				
6- 4	0- 0	0- 0	NON-CONFERENCE	0- 1	0- 0	6- 3				
4- 0	0- 0	0- 0	HOME	0- 0	0- 0	4- 0				
2- 4	0- 0	0- 0	AWAY	0- 1	0- 0	2- 3				
0- 0	0- 0	0- 0	NEUTRAL	0- 0	0- 0	0- 0				
9- 6	0- 1	0- 0	CONFERENCE	2- 1	2- 0	5- 4				
5- 3	0- 1	0- 0	HOME	1- 1	1- 0	3- 1				
4- 3	0- 0	0- 0	AWAY	1- 0	1- 0	2- 3				
0- 0	0- 0	0- 0	NEUTRAL	0- 0	0- 0	0- 0				

RPI 1-25				RPI 26-50				RPI 51-100				RPI 101+				Team's RPI: 159	
RPI	S	Opponent	Score	RPI	S	Opponent	Score	RPI	S	Opponent	Score	RPI	S	Opponent	Score		
22	H	Drake	64 82					62	A	Missouri St.	60 56	147	A	Southern Ill.	68 66		
								62	H	Missouri St.	47 59	147	H	Southern Ill.	60 52		
								66	A	Butler	56 58	157	A	Bradley	65 75		
								94	H	UNI	66 64	157	H	Bradley	68 79		
												178	H	Saint Louis	72 67		
												211	A	Eastern Mich.	41 50		
												215	A	Indiana St.	44 59		
												215	H	Indiana St.	78 70		
												232	A	UMKC	62 55		
												233	A	SIUE	61 68		
												237	A	Northern Ky.	58 53		
												239	H	North Dakota	67 55		
												242	A	Loyola Chicago	59 62		
												242	H	Loyola Chicago	65 52		
												259	H	Austin Peay	61 49		
												284	A	Cleveland St.	63 67		
												309	H	Oakland	62 56		
												310	A	Valparaiso	70 67		
												329	A	Evansville	72 61		
												329	H	Evansville	82 59		
LAST 12 Division I GAMES:																	
242	H	Loyola Chicago	65 52	310	A	Valparaiso	70 67	242	A	Loyola Chicago	59 62	157	A	Bradley	65 75		
157	A	Bradley	65 75	157	H	Bradley	68 79	62	H	Missouri St.	47 59	147	A	Southern Ill.	68 66		
62	A	Missouri St.	60 56	62	H	Missouri St.	47 59	147	H	Southern Ill.	60 52	66	A	Butler	56 58		
215	H	Indiana St.	78 70	147	H	Southern Ill.	60 52	94	H	UNI	66 64	178	H	Saint Louis	72 67		
329	H	Evansville	82 59	329	A	Evansville	72 61					211	A	Eastern Mich.	41 50		

Non-Div I Games: Maryville (MO) 61 52

Illinois St.

Average RPI Win: 299	WON-LOST	WINNING	LAST 10	STRENGTH OF	OPP. STRENGTH	TEAM	ADJ.	CONF.	ADJ CONF.
Average RPI Loss: 158	RECORD	PCT. RANK	GAMES	SCHEDULE	OF SCHEDULE	RPI	RPI	RPI	RPI
DIV. I ONLY	5- 22	322	1- 0	146	266	303	303	25	25
DIV. I NON-CONF.	0- 11	336	0- 0	79	176	306	306	23	23
TOTALS	RPI 1-25	RPI 26-50	W-L RECORDS	RPI 51-100	RPI 101-150	RPI 150+			
5- 22	0- 1	0- 4	OVERALL	0- 5	0- 1	5- 11			
4- 8	0- 0	0- 2	HOME	0- 3	0- 0	4- 3			
1- 14	0- 1	0- 2	AWAY	0- 2	0- 1	1- 8			
0- 0	0- 0	0- 0	NEUTRAL	0- 0	0- 0	0- 0			
0- 11	0- 1	0- 2	NON-CONFERENCE	0- 3	0- 1	0- 4			
0- 4	0- 0	0- 1	HOME	0- 2	0- 0	0- 1			
0- 7	0- 1	0- 1	AWAY	0- 1	0- 1	0- 3			
0- 0	0- 0	0- 0	NEUTRAL	0- 0	0- 0	0- 0			
5- 11	0- 0	0- 2	CONFERENCE	0- 2	0- 0	5- 7			
4- 4	0- 0	0- 1	HOME	0- 1	0- 0	4- 2			
1- 7	0- 0	0- 1	AWAY	0- 1	0- 0	1- 5			
0- 0	0- 0	0- 0	NEUTRAL	0- 0	0- 0	0- 0			

RPI 1-25			RPI 26-50			RPI 51-100			RPI 101+ Team's RPI: 303		
RPI	S	Opponent	Score	RPI	S	Opponent	Score	RPI	S	Opponent	Score
16	A	Arizona St.	43 81	29	H	Rice	63 74	76	H	UT Arlington	49 97
				37	A	South Dakota	43 96	78	A	SFA	48 65
				49	A	Lamar University	53 79	78	H	SFA	56 66
				49	H	Lamar University	51 77	86	A	Arizona	42 84
								92	H	Houston	60 79
LAST 12 Division I GAMES:											
256	H	A&M-Corpus Christi	77 72	256	A	A&M-Corpus Christi	49 57	288	A	New Orleans	55 58
318	H	Northwestern St.	100 91	342	A	Houston Baptist	59 60	288	H	New Orleans	81 69
78	A	SFA	48 65	49	H	Lamar University	51 77	49	H	Lamar University	51 77
155	H	Abilene Christian	50 71	288	H	New Orleans	81 69	78	H	SFA	56 66
314	H	Southeastern La.	76 69								

Non-Div I Games:

Incarnate Word

Loss, Non-Conf, S Site, H Home A Away N Neutral

Indiana

Through Games Of March 2, 2019

Average RPI Win: 124		WON-LOST	WINNING	LAST 10	STRENGTH OF	OPP. STRENGTH	TEAM	ADJ.	CONF.	ADJ CONF.
Average RPI Loss: 76		RECORD	PCT. RANK	GAMES	SCHEDULE	OF SCHEDULE	RPI	RPI	RPI	RPI
DIV. I ONLY		18- 11	105	0- 1	44	55	50	50	4	4
DIV. I NON-CONF.		11- 1	13	0- 0	120	62	22	22	6	6
TOTALS		RPI 1-25	RPI 26-50	W-L RECORDS		RPI 51-100	RPI 101-150	RPI 150+		
18- 11	1- 1	4- 4		OVERALL		4- 2	3- 3	6- 1		
10- 4	1- 1	2- 1		HOME		2- 0	2- 2	3- 0		
6- 6	0- 0	1- 3		AWAY		1- 2	1- 1	3- 0		
2- 1	0- 0	1- 0		NEUTRAL		1- 0	0- 0	0- 1		
11- 1	0- 0	2- 0		NON-CONFERENCE		3- 0	2- 0	4- 1		
6- 0	0- 0	0- 0		HOME		2- 0	1- 0	3- 0		
3- 0	0- 0	1- 0		AWAY		0- 0	1- 0	1- 0		
2- 1	0- 0	1- 0		NEUTRAL		1- 0	0- 0	0- 1		
7- 10	1- 1	2- 4		CONFERENCE		1- 2	1- 3	2- 0		
4- 4	1- 1	2- 1		HOME		0- 0	1- 2	0- 0		
3- 6	0- 0	0- 3		AWAY		1- 2	0- 1	2- 0		
0- 0	0- 0	0- 0		NEUTRAL		0- 0	0- 0	0- 0		

RPI	S	Opponent	Score	RPI	S	Opponent	Score	Team's RPI: 50	RPI	S	Opponent	Score	RPI	S	Opponent	Score
7	H	Iowa	75 73	26	A	Rutgers	64 69		62	H	Missouri St.	98 74	102	H	Minnesota	61 65
14	H	Maryland	56 76	26	H	Rutgers	61 69		66	H	Butler	66 46	110	H	Northern Ill.	91 73
				30	A	UCLA	67 65		75	A	Ohio St.	50 55	114	A	Northwestern	49 69
				37	N	South Dakota	68 60		81	A	Nebraska	82 78	114	H	Northwestern	69 75
				40	A	Michigan St.	61 77		83	A	Purdue	53 56	133	H	Penn St.	83 75
				40	H	Michigan St.	68 64		100	N	Loyola Marymount	67 43	139	A	Wake Forest	87 73
				46	A	Michigan	58 67						192	A	Wisconsin	75 68
				46	H	Michigan	70 60						194	H	Milwaukee	68 66
													200	N	Grambling	62 65
													210	A	Illinois	85 83
													225	H	Florida	83 64
													248	H	North Florida	75 52
													309	A	Oakland	59 32
LAST 12 Division I GAMES:																
114	A	Northwestern	49 69	81	A	Nebraska	82 78									
7	H	Iowa	75 73	26	A	Rutgers	64 69									
26	H	Rutgers	61 69	14	H	Maryland	56 76									
46	A	Michigan	58 67	46	H	Michigan	70 60									
40	A	Michigan St.	61 77	83	A	Purdue	53 56									
102	H	Minnesota	61 65	114	H	Northwestern	69 75									

Non-Div I Games:

Indiana

■ Loss,
 ■ Non-Conf,
 ■ S Site,
 ■ H Home
 ■ A Away
 N Neutral

Average RPI Win:	254	WON-LOST	WINNING	LAST 10	STRENGTH OF	OPP. STRENGTH	TEAM	ADJ.	CONF.	ADJ CONF.
Average RPI Loss:	154	RECORD	PCT. RANK	GAMES	SCHEDULE	OF SCHEDULE	RPI	RPI	RPI	RPI
DIV. I ONLY	10- 16	238	0- 1	200	241	215	215	13	13	
DIV. I NON-CONF.	5- 5	162	0- 0	273	322	195	195	15	15	
TOTALS	RPI 1-25	RPI 26-50	W-L RECORDS	RPI 51-100	RPI 101-150	RPI 150+				
10- 16	0- 2	0- 0	OVERALL	0- 4	1- 1	9- 9				
3- 6	0- 1	0- 0	HOME	0- 1	0- 1	3- 3				
7- 9	0- 1	0- 0	AWAY	0- 3	1- 0	6- 5				
0- 1	0- 0	0- 0	NEUTRAL	0- 0	0- 0	0- 1				
5- 5	0- 0	0- 0	NON-CONFERENCE	0- 1	0- 1	5- 3				
1- 1	0- 0	0- 0	HOME	0- 0	0- 1	1- 0				
4- 3	0- 0	0- 0	AWAY	0- 1	0- 0	4- 2				
0- 1	0- 0	0- 0	NEUTRAL	0- 0	0- 0	0- 1				
5- 11	0- 2	0- 0	CONFERENCE	0- 3	1- 0	4- 6				
2- 5	0- 1	0- 0	HOME	0- 1	0- 0	2- 3				
3- 6	0- 1	0- 0	AWAY	0- 2	1- 0	2- 3				
0- 0	0- 0	0- 0	NEUTRAL	0- 0	0- 0	0- 0				

RPI	S	Opponent	Score	RPI	S	Opponent	Score	RPI	S	Opponent	Score	RPI	S	Opponent	Score	Team's RPI: 215
22	A	Drake	77 96					62	A	Missouri St.	58 71	129	H	IUPUI	59 64	
22	H	Drake	68 70					66	A	Butler	49 72	147	A	Southern Ill.	61 58	
								94	A	UNI	63 71	157	A	Bradley	80 81	
								94	H	UNI	51 71	157	H	Bradley	45 61	
												159	A	Illinois St.	70 78	
												159	H	Illinois St.	59 44	
												178	A	Saint Louis	60 56	
												185	N	UC Irvine	61 77	
												199	A	Marshall	62 53	
												210	A	Illinois	57 75	
												238	A	Southeast Mo. St.	62 51	
												242	A	Loyola Chicago	54 56	
												242	H	Loyola Chicago	36 44	
												290	A	Eastern Ill.	39 63	
												310	A	Valparaiso	86 82	
												310	H	Valparaiso	67 59	
												329	A	Evansville	76 69	
												329	H	Evansville	56 59	
												335	A	Grand Canyon	88 81	
												336	H	UIC	60 53	
LAST 12 Division I GAMES:																
329	H	Evansville	56 59	157	A	Bradley	80 81									
22	A	Drake	77 96	329	A	Evansville	76 69									
94	A	UNI	63 71	94	H	UNI	51 71									
310	H	Valparaiso	67 59	22	H	Drake	68 70									
242	H	Loyola Chicago	36 44	242	A	Loyola Chicago	54 56									
159	A	Illinois St.	70 78	310	A	Valparaiso	86 82									

Non-Div I Games: Davenport 79 43

Indiana St.

Loss, Non-Conf, S Site, H Home A Away N Neutral

Average RPI Win:	280	WON-LOST	WINNING	LAST 10	STRENGTH OF	OPP. STRENGTH	TEAM	ADJ.	CONF.	ADJ CONF.
Average RPI Loss:	185	RECORD	PCT. RANK	GAMES	SCHEDULE	OF SCHEDULE	RPI	RPI	RPI	RPI
DIV. I ONLY	4- 25	339	1- 0	209	250	325	325	26	26	
DIV. I NON-CONF.	1- 10	330	0- 0	56	80	277	277	27	27	
TOTALS	RPI 1-25	RPI 26-50	W-L RECORDS	RPI 51-100	RPI 101-150	RPI 150+				
4- 25	0- 1	0- 2	OVERALL	0- 2	0- 4	4- 16				
2- 13	0- 1	0- 1	HOME	0- 1	0- 3	2- 7				
2- 12	0- 0	0- 1	AWAY	0- 1	0- 1	2- 9				
0- 0	0- 0	0- 0	NEUTRAL	0- 0	0- 0	0- 0				
1- 10	0- 1	0- 1	NON-CONFERENCE	0- 2	0- 3	1- 3				
1- 5	0- 1	0- 0	HOME	0- 1	0- 3	1- 0				
0- 5	0- 0	0- 1	AWAY	0- 1	0- 0	0- 3				
0- 0	0- 0	0- 0	NEUTRAL	0- 0	0- 0	0- 0				
3- 15	0- 0	0- 1	CONFERENCE	0- 0	0- 1	3- 13				
1- 8	0- 0	0- 1	HOME	0- 0	0- 0	1- 7				
2- 7	0- 0	0- 0	AWAY	0- 0	0- 1	2- 6				
0- 0	0- 0	0- 0	NEUTRAL	0- 0	0- 0	0- 0				

RPI 1-25			RPI 26-50			RPI 51-100			RPI 101+			Team's RPI: 325
RPI	S	Opponent	Score	RPI	S	Opponent	Score	RPI	S	Opponent	Score	
25	H	Central Mich.	39 82	41	A	Bucknell	43 81	61	H	Penn	43 66	104 H St. John's (NY) 35 61
				47	H	Quinnipiac	39 76	85	A	Toledo	38 84	110 H Fordham 40 57
												128 A Marist 36 76
												140 H Stony Brook 51 53
												156 A Kansas 44 75
												165 A Temple 39 59
												172 A Rider 64 75
												172 H Rider 58 66
												202 H George Washington 52 43
												220 A Hofstra 49 74
												230 A Monmouth 52 51
												230 H Monmouth 38 55
												265 A Niagara 53 72
												265 H Niagara 46 58
												266 A Siena 47 59
												266 H Siena 45 66
												275 A Manhattan 33 55
												275 H Manhattan 52 54
												281 A Canisius 47 67
												281 H Canisius 40 48
												295 A Fairfield 56 67
												295 H Fairfield 42 55
												343 A Saint Peter's 58 53
												343 H Saint Peter's 61 57
LAST 12 Division I GAMES:												
				343	A	Saint Peter's	58 53					266 H Siena 45 66
				295	A	Fairfield	56 67					265 A Niagara 53 72
				275	H	Manhattan	52 54					281 A Canisius 47 67
				343	H	Saint Peter's	61 57					47 H Quinnipiac 39 76
				230	A	Monmouth	52 51					295 H Fairfield 42 55
				172	A	Rider	64 75					128 A Marist 36 76

Non-Div I Games:

Iona

■ Loss,
 ■ Non-Conf,
 S Site,
 ■ Home
 ■ Away
 N Neutral

Average RPI Win: 110		WON-LOST	WINNING	LAST 10	STRENGTH OF	OPP. STRENGTH	TEAM	ADJ.	CONF.	ADJ CONF.
Average RPI Loss: 41	RECORD	PCT. RANK	GAMES	SCHEDULE	OF SCHEDULE	RPI	RPI	RPI	RPI	
DIV. I ONLY	22- 6	34	0- 1	12	44	7	7	4	4	
DIV. I NON-CONF.	9- 2	43	0- 1	11	53	9	9	6	6	
<hr/>										
TOTALS	RPI 1-25	RPI 26-50		W-L RECORDS		RPI 51-100	RPI 101-150	RPI 150+		
22- 6	3- 2	3- 3		OVERALL		6- 1	4- 0	6- 0		
14- 0	2- 0	3- 0		HOME		3- 0	1- 0	5- 0		
7- 5	1- 1	0- 3		AWAY		2- 1	3- 0	1- 0		
1- 1	0- 1	0- 0		NEUTRAL		1- 0	0- 0	0- 0		
9- 2	2- 2	0- 0		NON-CONFERENCE		2- 0	2- 0	3- 0		
6- 0	1- 0	0- 0		HOME		1- 0	1- 0	3- 0		
2- 1	1- 1	0- 0		AWAY		0- 0	1- 0	0- 0		
1- 1	0- 1	0- 0		NEUTRAL		1- 0	0- 0	0- 0		
13- 4	1- 0	3- 3		CONFERENCE		4- 1	2- 0	3- 0		
8- 0	1- 0	3- 0		HOME		2- 0	0- 0	2- 0		
5- 4	0- 0	0- 3		AWAY		2- 1	2- 0	1- 0		
0- 0	0- 0	0- 0		NEUTRAL		0- 0	0- 0	0- 0		

RPI	S	Opponent	Score	RPI	S	Opponent	Score	RPI	S	Opponent	Score	RPI	S	Opponent	Score
1	A	Notre Dame	71 105	26	H	Rutgers	72 66	70	N	West Virginia	84 81	102	A	Minnesota	81 63
11	H	Iowa St.	73 70	40	A	Michigan St.	70 84	75	A	Ohio St.	78 52	115	A	Western Ky.	104 67
14	H	Maryland	86 73	40	H	Michigan St.	86 71	81	A	Nebraska	74 58	129	H	IUPUI	72 58
22	A	Drake	91 82	46	A	Michigan	81 90	81	H	Nebraska	77 71	133	A	Penn St.	81 61
23	N	Florida St.	67 71	46	H	Michigan	75 61	83	A	Purdue	57 62	168	H	Oral Roberts	90 77
				50	A	Indiana	73 75	83	H	Purdue	72 58	189	H	Robert Morris	92 63
								94	H	UNI	83 57	192	H	Wisconsin	71 53
												210	A	Illinois	94 75
												210	H	Illinois	88 66
												337	H	N.C. Central	106 39
LAST 12 Division I GAMES:															
23	N	Florida St.	67 71	40	H	Michigan St.	86 71	133	A	Penn St.	81 61				
81	A	Nebraska	74 58	46	A	Michigan	81 90	83	H	Purdue	72 58				
50	A	Indiana	73 75	26	H	Rutgers	72 66	210	A	Illinois	94 75				
14	H	Maryland	86 73												
210	H	Illinois	88 66												
75	A	Ohio St.	78 52												

Non-Div I Games:

Iowa

Average RPI Win:	110	WON-LOST	WINNING	LAST 10	STRENGTH OF	OPP. STRENGTH	TEAM	ADJ.	CONF.	ADJ CONF.
Average RPI Loss:	27	RECORD	PCT. RANK	GAMES	SCHEDULE	OF SCHEDULE	RPI	RPI	RPI	RPI
DIV. I ONLY	22- 7	44	3- 0	5	32	11	11	3	3	
DIV. I NON-CONF.	10- 2	37	3- 0	13	88	10	10	3	3	
TOTALS	RPI 1-25	RPI 26-50	W-L RECORDS	RPI 51-100	RPI 101-150	RPI 150+				
22- 7	2- 3	6- 3	OVERALL	2- 1	7- 0	5- 0				
15- 2	2- 1	4- 1	HOME	2- 0	4- 0	3- 0				
6- 5	0- 2	2- 2	AWAY	0- 1	3- 0	1- 0				
1- 0	0- 0	0- 0	NEUTRAL	0- 0	0- 0	1- 0				
10- 2	2- 1	2- 1	NON-CONFERENCE	1- 0	1- 0	4- 0				
9- 0	2- 0	2- 0	HOME	1- 0	1- 0	3- 0				
0- 2	0- 1	0- 1	AWAY	0- 0	0- 0	0- 0				
1- 0	0- 0	0- 0	NEUTRAL	0- 0	0- 0	1- 0				
12- 5	0- 2	4- 2	CONFERENCE	1- 1	6- 0	1- 0				
6- 2	0- 1	2- 1	HOME	1- 0	3- 0	0- 0				
6- 3	0- 1	2- 1	AWAY	0- 1	3- 0	1- 0				
0- 0	0- 0	0- 0	NEUTRAL	0- 0	0- 0	0- 0				

RPI S	Opponent	Score	RPI S	Opponent	Score	RPI S	Opponent	Score	RPI S	Opponent	Score
2	A Baylor	69 84	32	A Texas	82 73	70	A West Virginia	64 73	110	H Northern Ill.	70 60
2	H Baylor	60 73	32	H Texas	62 64	70	H West Virginia	77 61	126	A Oklahoma St.	84 71
7	A Iowa	70 73	35	A Kansas St.	81 52	96	H Arkansas	91 82	126	H Oklahoma St.	89 67
19	H Miami (FL)	75 52	35	H Kansas St.	96 58				134	A Oklahoma	91 70
22	H Drake	86 81	37	A South Dakota	59 64				134	H Oklahoma	104 78
			41	H Bucknell	86 61				144	A Texas Tech	64 62
			42	A TCU	69 76				144	H Texas Tech	105 66
			42	H TCU	92 54				156	A Kansas	82 73
			50	H Auburn	67 64				191	H Prairie View	94 46
									211	N Eastern Mich.	85 59
									239	H North Dakota	87 35
									265	H Niagara	95 35
LAST 12 Division I GAMES:											
110	H Northern Ill.	70 60	134	A Oklahoma	91 70						
50	H Auburn	67 64	126	H Oklahoma St.	89 67						
19	H Miami (FL)	75 52	42	A TCU	69 76						
32	A Texas	82 73	70	H West Virginia	77 61						
144	A Texas Tech	64 62	35	A Kansas St.	81 52						
2	H Baylor	60 73	144	H Texas Tech	105 66						

Non-Div I Games:

Iowa St.

■ Loss,
 ■ Non-Conf, S Site,
 ■ Home
 ■ Away
 N Neutral

Average RPI Win:	284	WON-LOST	WINNING	LAST 10	STRENGTH OF	OPP. STRENGTH	TEAM	ADJ.	CONF.	ADJ CONF.
Average RPI Loss:	190	RECORD	PCT. RANK	GAMES	SCHEDULE	OF SCHEDULE	RPI	RPI	RPI	RPI
DIV. I ONLY	11- 13	199	1- 0	333	307	271	271	29	29	
DIV. I NON-CONF.	2- 7	288	0- 0	251	210	297	297	28	28	
TOTALS	RPI 1-25	RPI 26-50	W-L RECORDS	RPI 51-100	RPI 101-150	RPI 150+				
11- 13	0- 1	0- 0	OVERALL	0- 2	0- 1	11- 9				
6- 3	0- 0	0- 0	HOME	0- 0	0- 0	6- 3				
4- 9	0- 1	0- 0	AWAY	0- 2	0- 0	4- 6				
1- 1	0- 0	0- 0	NEUTRAL	0- 0	0- 1	1- 0				
2- 7	0- 1	0- 0	NON-CONFERENCE	0- 2	0- 1	2- 3				
1- 1	0- 0	0- 0	HOME	0- 0	0- 0	1- 1				
0- 5	0- 1	0- 0	AWAY	0- 2	0- 0	0- 2				
1- 1	0- 0	0- 0	NEUTRAL	0- 0	0- 1	1- 0				
9- 6	0- 0	0- 0	CONFERENCE	0- 0	0- 0	9- 6				
5- 2	0- 0	0- 0	HOME	0- 0	0- 0	5- 2				
4- 4	0- 0	0- 0	AWAY	0- 0	0- 0	4- 4				
0- 0	0- 0	0- 0	NEUTRAL	0- 0	0- 0	0- 0				

RPI 1-25				RPI 26-50				RPI 51-100				RPI 101+ Team's RPI: 271			
RPI	S	Opponent	Score	RPI	S	Opponent	Score	RPI	S	Opponent	Score	RPI	S	Opponent	Score
9	A	Mississippi St.	38 105					76	A	UT Arlington	63 99	141	N	Akron	57 74
								96	A	Arkansas	57 76	176	A	Southern U.	59 52
												176	H	Southern U.	74 76
												191	A	Prairie View	57 76
												191	H	Prairie View	80 89
												200	A	Grambling	77 74
												200	H	Grambling	89 60
												218	A	Memphis	67 68
												223	A	Texas Southern	67 76
												223	H	Texas Southern	73 64
												262	A	Louisiana	61 68
												270	A	Alabama St.	67 74
												276	H	Central Ark.	65 56
												298	A	Alabama A&M	55 58
												314	H	Southeastern La.	45 50
												331	A	Mississippi Val.	87 86
												331	H	Mississippi Val.	87 56
												336	N	UIC	72 57
												346	H	Ark.-Pine Bluff	60 41
												351	A	Alcorn	82 61
												351	H	Alcorn	88 66
LAST 12 Division I GAMES:															
331	A	Mississippi Val.	87 86	346	H	Ark.-Pine Bluff	60 41	331	H	Mississippi Val.	87 56				
200	H	Grambling	89 60					200	A	Grambling	77 74				
223	H	Texas Southern	73 64					223	A	Texas Southern	67 76				
191	H	Prairie View	80 89					191	A	Prairie View	57 76				
176	A	Southern U.	59 52					176	H	Southern U.	74 76				
351	A	Alcorn	82 61												

Non-Div I Games: Spring Hill 105 57 Millsaps 88 38

Jackson St.

Loss, Non-Conf, S Site, H Home A Away N Neutral

Jacksonville

Through Games Of March 2, 2019

Average RPI Win:	280	WON-LOST	WINNING	LAST 10	STRENGTH OF	OPP. STRENGTH	TEAM	ADJ.	CONF.	ADJ CONF.
Average RPI Loss:	167	RECORD	PCT. RANK	GAMES	SCHEDULE	OF SCHEDULE	RPI	RPI	RPI	RPI
DIV. I ONLY	11- 15	219	0- 1	234	290	228	228	24	24	
DIV. I NON-CONF.	4- 6	212	0- 0	151	279	179	179	26	26	
TOTALS	RPI 1-25	RPI 26-50	W-L RECORDS	RPI 51-100	RPI 101-150	RPI 150+				
11- 15	0- 2	0- 0	OVERALL	0- 3	1- 1	10- 9				
5- 5	0- 0	0- 0	HOME	0- 1	1- 0	4- 4				
6- 8	0- 2	0- 0	AWAY	0- 1	0- 1	6- 4				
0- 2	0- 0	0- 0	NEUTRAL	0- 1	0- 0	0- 1				
4- 6	0- 2	0- 0	NON-CONFERENCE	0- 1	1- 1	3- 2				
1- 1	0- 0	0- 0	HOME	0- 0	1- 0	0- 1				
3- 3	0- 2	0- 0	AWAY	0- 0	0- 1	3- 0				
0- 2	0- 0	0- 0	NEUTRAL	0- 1	0- 0	0- 1				
7- 9	0- 0	0- 0	CONFERENCE	0- 2	0- 0	7- 7				
4- 4	0- 0	0- 0	HOME	0- 1	0- 0	4- 3				
3- 5	0- 0	0- 0	AWAY	0- 1	0- 0	3- 4				
0- 0	0- 0	0- 0	NEUTRAL	0- 0	0- 0	0- 0				

RPI 1-25				RPI 26-50				RPI 51-100				RPI 101+ Team's RPI: 228			
RPI	S	Opponent	Score	RPI	S	Opponent	Score	RPI	S	Opponent	Score	RPI	S	Opponent	Score
18	A	Texas A&M	53 73					65	A	FGCU	58 82	133	A	Penn St.	61 80
23	A	Florida St.	46 79					65	H	FGCU	62 68	136	H	Mercer	71 66
								89	N	Old Dominion	76 78	179	A	North Ala.	59 68
												179	H	North Ala.	59 62
												198	A	Stetson	46 54
												198	H	Stetson	56 69
												208	A	Liberty	64 52
												208	H	Liberty	75 85
												224	H	Bethune-Cookman	56 58
												248	A	North Florida	80 72
												248	H	North Florida	75 63
												294	A	Charleston So.	68 58
												298	N	Alabama A&M	60 65
												300	A	Kennesaw St.	55 75
												300	H	Kennesaw St.	68 53
												316	A	FIU	73 62
												326	A	NJIT	61 56
												326	H	NJIT	69 55
												328	A	Lipscomb	58 61
												328	H	Lipscomb	62 47
												349	A	Savannah St.	68 58
LAST 12 Division I GAMES:															
65	H	FGCU	62 68	300	H	Kennesaw St.	68 53								
179	A	North Ala.	59 68	65	A	FGCU	58 82								
326	H	NJIT	69 55	198	H	Stetson	56 69								
248	H	North Florida	75 63	208	H	Liberty	75 85								
198	A	Stetson	46 54	248	A	North Florida	80 72								
328	A	Lipscomb	58 61	326	A	NJIT	61 56								

Non-Div I Games: Webber Int'l 73 39 Edward Waters 100 48 Warner 105 55

Jacksonville

Loss, Non-Conf, S Site, H Home A Away N Neutral

Average RPI Win:	267	WON-LOST	WINNING	LAST 10	STRENGTH OF	OPP. STRENGTH	TEAM	ADJ.	CONF.	ADJ CONF.
Average RPI Loss:	142	RECORD	PCT. RANK	GAMES	SCHEDULE	OF SCHEDULE	RPI	RPI	RPI	RPI
DIV. I ONLY	14- 14	170	0- 1	283	224	212	212	22	22	
DIV. I NON-CONF.	5- 5	162	0- 1	272	150	203	203	22	22	
TOTALS	RPI 1-25	RPI 26-50	W-L RECORDS	RPI 51-100	RPI 101-150	RPI 150+				
14- 14	0- 0	0- 1	OVERALL	0- 4	2- 4	12- 5				
6- 6	0- 0	0- 1	HOME	0- 2	2- 0	4- 3				
8- 6	0- 0	0- 0	AWAY	0- 1	0- 3	8- 2				
0- 2	0- 0	0- 0	NEUTRAL	0- 1	0- 1	0- 0				
5- 5	0- 0	0- 1	NON-CONFERENCE	0- 2	1- 2	4- 0				
1- 2	0- 0	0- 1	HOME	0- 1	1- 0	0- 0				
4- 1	0- 0	0- 0	AWAY	0- 0	0- 1	4- 0				
0- 2	0- 0	0- 0	NEUTRAL	0- 1	0- 1	0- 0				
9- 9	0- 0	0- 0	CONFERENCE	0- 2	1- 2	8- 5				
5- 4	0- 0	0- 0	HOME	0- 1	1- 0	4- 3				
4- 5	0- 0	0- 0	AWAY	0- 1	0- 2	4- 2				
0- 0	0- 0	0- 0	NEUTRAL	0- 0	0- 0	0- 0				

RPI S	Opponent	Score	RPI S	Opponent	Score	RPI S	Opponent	Score	RPI S	Opponent	Score	Team's RPI: 212
48	H Miami (OH)	41 58	60	A Belmont	52 66	123	A UT Martin	72 77				
			60	H Belmont	41 64	131	A Morehead St.	55 66				
			87	N Harvard	62 69	131	H Morehead St.	68 57				
			93	H Troy	63 89	132	H Georgia St.	61 56				
						143	N Washington St.	51 64				
						144	A Texas Tech	58 71				
						160	A Tennessee Tech	59 62				
						160	H Tennessee Tech	49 66				
						214	A Ole Miss	60 49				
						233	A SIUE	68 61				
						233	H SIUE	47 51				
						238	A Southeast Mo. St.	56 39				
						259	H Austin Peay	67 56				
						260	H Murray St.	59 64				
						290	A Eastern Ill.	49 52				
						290	H Eastern Ill.	78 49				
						298	A Alabama A&M	55 48				
						301	A Tennessee St.	62 52				
						301	H Tennessee St.	76 73				
						328	A Lipscomb	58 46				
						332	A Eastern Ky.	53 44				
						332	H Eastern Ky.	69 64				
						345	A Florida A&M	62 31				
LAST 12 Division I GAMES:												
143	N Washington St.	51 64	160	A Tennessee Tech	59 62							
233	A SIUE	68 61	238	A Southeast Mo. St.	56 39							
290	A Eastern Ill.	49 52	123	A UT Martin	72 77							
332	H Eastern Ky.	69 64	259	H Austin Peay	67 56							
131	H Morehead St.	68 57	260	H Murray St.	59 64							
301	H Tennessee St.	76 73	131	A Morehead St.	55 66							

Non-Div I Games: Montevallo 84 52

Jacksonville St.

Loss, Non-Conf, S Site, H Home A Away N Neutral

Average RPI Win:	181	WON-LOST	WINNING	LAST 10	STRENGTH OF	OPP. STRENGTH	TEAM	ADJ.	CONF.	ADJ CONF.
Average RPI Loss:	121	RECORD	PCT. RANK	GAMES	SCHEDULE	OF SCHEDULE	RPI	RPI	RPI	RPI
DIV. I ONLY	22- 4	15	1- 0	179	108	36	36	10	10	
DIV. I NON-CONF.	8- 3	72	0- 0	183	144	64	64	10	10	
TOTALS	RPI 1-25	RPI 26-50	W-L RECORDS	RPI 51-100	RPI 101-150	RPI 150+				
22- 4	0- 1	0- 0	OVERALL	2- 0	7- 2	13- 1				
12- 0	0- 0	0- 0	HOME	1- 0	5- 0	6- 0				
10- 4	0- 1	0- 0	AWAY	1- 0	2- 2	7- 1				
0- 0	0- 0	0- 0	NEUTRAL	0- 0	0- 0	0- 0				
8- 3	0- 1	0- 0	NON-CONFERENCE	1- 0	2- 1	5- 1				
5- 0	0- 0	0- 0	HOME	1- 0	2- 0	2- 0				
3- 3	0- 1	0- 0	AWAY	0- 0	0- 1	3- 1				
0- 0	0- 0	0- 0	NEUTRAL	0- 0	0- 0	0- 0				
14- 1	0- 0	0- 0	CONFERENCE	1- 0	5- 1	8- 0				
7- 0	0- 0	0- 0	HOME	0- 0	3- 0	4- 0				
7- 1	0- 0	0- 0	AWAY	1- 0	2- 1	4- 0				
0- 0	0- 0	0- 0	NEUTRAL	0- 0	0- 0	0- 0				

RPI 1-25				RPI 26-50		Team's RPI: 36		RPI 51-100				RPI 101+			
RPI	S	Opponent	Score	RPI	S	Opponent	Score	RPI	S	Opponent	Score	RPI	S	Opponent	Score
14	A	Maryland	63 87					74	A	Drexel	51 35	104	H	St. John's (NY)	64 51
								80	H	Georgetown	69 57	106	H	Towson	71 59
												107	A	Northeastern	58 51
												107	H	Northeastern	84 49
												116	H	Dayton	68 55
												124	A	UNCW	63 66
												124	H	UNCW	58 51
												139	A	Wake Forest	49 50
												146	A	Delaware	68 43
												154	A	William & Mary	78 65
												154	H	William & Mary	65 48
												189	A	Robert Morris	59 36
												202	H	George Washington	50 37
												207	A	Hampton	65 72
												208	A	Liberty	74 53
												220	A	Hofstra	59 44
												220	H	Hofstra	77 54
												221	A	Elon	74 46
												221	H	Elon	82 30
												293	H	Winthrop	56 39
												296	A	Col. of Charleston	91 50
												296	H	Col. of Charleston	76 35
												341	A	Delaware St.	103 57
LAST 12 Division I GAMES:															
				154	A	William & Mary	78 65					106	H	Towson	71 59
				221	A	Elon	74 46					221	H	Elon	82 30
				124	H	UNCW	58 51					154	H	William & Mary	65 48
				296	H	Col. of Charleston	76 35					296	A	Col. of Charleston	91 50
				220	A	Hofstra	59 44					124	A	UNCW	63 66
				107	A	Northeastern	58 51					107	H	Northeastern	84 49

Non-Div I Games:

James Madison

■ Loss,
■ Non-Conf, S Site,
■ Home
■ Away
N Neutral

Average RPI Win: 130		WON-LOST	WINNING	LAST 10	STRENGTH OF	OPP. STRENGTH	TEAM	ADJ.	CONF.	ADJ CONF.
Average RPI Loss: 34		RECORD	PCT. RANK	GAMES	SCHEDULE	OF SCHEDULE	RPI	RPI	RPI	RPI
DIV. I ONLY		19- 10	89	1- 0	21	12	35	35	3	3
DIV. I NON-CONF.		9- 3	61	0- 0	71	22	47	47	3	3
TOTALS	RPI 1-25	RPI 26-50		W-L RECORDS		RPI 51-100	RPI 101-150	RPI 150+		
19- 10	0- 7	4- 1		OVERALL		4- 1	5- 0	6- 1		
12- 4	0- 2	2- 1		HOME		2- 0	3- 0	5- 1		
6- 3	0- 2	2- 0		AWAY		1- 1	2- 0	1- 0		
1- 3	0- 3	0- 0		NEUTRAL		1- 0	0- 0	0- 0		
9- 3	0- 3	1- 0		NON-CONFERENCE		3- 0	0- 0	5- 0		
7- 0	0- 0	1- 0		HOME		1- 0	0- 0	5- 0		
1- 0	0- 0	0- 0		AWAY		1- 0	0- 0	0- 0		
1- 3	0- 3	0- 0		NEUTRAL		1- 0	0- 0	0- 0		
10- 7	0- 4	3- 1		CONFERENCE		1- 1	5- 0	1- 1		
5- 4	0- 2	1- 1		HOME		1- 0	3- 0	0- 1		
5- 3	0- 2	2- 0		AWAY		0- 1	2- 0	1- 0		
0- 0	0- 0	0- 0		NEUTRAL		0- 0	0- 0	0- 0		

RPI 1-25				RPI 26-50				Team's RPI: 35				RPI 51-100				RPI 101+			
RPI	S	Opponent	Score	RPI	S	Opponent	Score	RPI	S	Opponent	Score	RPI	S	Opponent	Score	RPI	S	Opponent	Score
2	A	Baylor	50 65	32	A	Texas	69 60	55	N	Princeton	80 61	126	H	Oklahoma St.	59 48				
2	H	Baylor	48 71	32	H	Texas	87 69	70	A	West Virginia	30 60	134	A	Oklahoma	83 75				
10	N	Syracuse	61 70	42	A	TCU	75 72	70	H	West Virginia	90 79	134	H	Oklahoma	86 56				
11	A	Iowa St.	58 96	42	H	TCU	47 61	71	A	Little Rock	53 47	144	A	Texas Tech	66 62				
11	H	Iowa St.	52 81	49	H	Lamar University	73 55	94	H	UNI	72 62	144	H	Texas Tech	75 67				
16	N	Arizona St.	51 65									156	A	Kansas	72 62				
24	N	DePaul	59 79									156	H	Kansas	54 61				
												177	H	Vanderbilt	72 61				
												182	H	North Texas	60 42				
												232	H	UMKC	61 50				
												276	H	Central Ark.	70 54				
												319	H	Omaha	61 46				
LAST 12 Division I GAMES:																			
144	H	Texas Tech	75 67	156	A	Kansas	72 62												
70	H	West Virginia	90 79	11	H	Iowa St.	52 81												
42	A	TCU	75 72	42	H	TCU	47 61												
32	A	Texas	69 60	70	A	West Virginia	30 60												
2	H	Baylor	48 71	126	H	Oklahoma St.	59 48												
134	A	Oklahoma	83 75	144	A	Texas Tech	66 62												

Non-Div I Games:

Kansas St.

■ Loss, ■ Non-Conf, S Site, H Home A Away N Neutral

Average RPI Win:	269	WON-LOST	WINNING	LAST 10	STRENGTH OF	OPP. STRENGTH	TEAM	ADJ.	CONF.	ADJ CONF.
Average RPI Loss:	176	RECORD	PCT. RANK	GAMES	SCHEDULE	OF SCHEDULE	RPI	RPI	RPI	RPI
DIV. I ONLY	7- 20	297	0- 1	184	298	300	300	24	24	
DIV. I NON-CONF.	3- 9	271	0- 0	154	287	278	278	26	26	
TOTALS	RPI 1-25	RPI 26-50	W-L RECORDS	RPI 51-100	RPI 101-150	RPI 150+				
7- 20	0- 0	0- 2	OVERALL	0- 2	0- 4	7- 12				
6- 4	0- 0	0- 0	HOME	0- 1	0- 0	6- 3				
0- 12	0- 0	0- 1	AWAY	0- 1	0- 3	0- 7				
1- 4	0- 0	0- 1	NEUTRAL	0- 0	0- 1	1- 2				
3- 9	0- 0	0- 2	NON-CONFERENCE	0- 0	0- 4	3- 3				
2- 0	0- 0	0- 0	HOME	0- 0	0- 0	2- 0				
0- 5	0- 0	0- 1	AWAY	0- 0	0- 3	0- 1				
1- 4	0- 0	0- 1	NEUTRAL	0- 0	0- 1	1- 2				
4- 11	0- 0	0- 0	CONFERENCE	0- 2	0- 0	4- 9				
4- 4	0- 0	0- 0	HOME	0- 1	0- 0	4- 3				
0- 7	0- 0	0- 0	AWAY	0- 1	0- 0	0- 6				
0- 0	0- 0	0- 0	NEUTRAL	0- 0	0- 0	0- 0				

RPI S	Opponent	Score	RPI S	Opponent	Score	RPI S	Opponent	Score	RPI S	Opponent	Score	Team's RPI: 300
40 N	Michigan St.	51 75	65 A	FGCU	48 79	113 N	Idaho St.	49 60				
44 A	Georgia Tech	35 60	65 H	FGCU	46 69	132 A	Georgia St.	73 79				
						136 A	Mercer	48 64				
						137 A	Seton Hall	80 102				
						179 A	North Ala.	55 80				
						179 H	North Ala.	74 72				
						198 A	Stetson	69 76				
						198 H	Stetson	45 58				
						201 H	Furman	74 63				
						208 A	Liberty	55 68				
						208 H	Liberty	61 67				
						209 A	East Carolina	56 68				
						224 N	Bethune-Cookman	61 64				
						228 A	Jacksonville	53 68				
						228 H	Jacksonville	75 55				
						248 A	North Florida	66 74				
						248 H	North Florida	60 71				
						287 H	Ga. Southern	78 59				
						307 N	UMBC	53 57				
						326 A	NJIT	60 66				
						326 H	NJIT	70 47				
						328 H	Lipscomb	67 36				
						337 N	N.C. Central	78 54				
LAST 12 Division I GAMES:												
198 H	Stetson	45 58	326 H	NJIT	70 47							
208 A	Liberty	55 68	228 A	Jacksonville	53 68							
65 A	FGCU	48 79	198 A	Stetson	69 76							
179 H	North Ala.	74 72	248 H	North Florida	60 71							
328 H	Lipscomb	67 36	179 A	North Ala.	55 80							
248 A	North Florida	66 74	65 H	FGCU	46 69							

Non-Div I Games: Middle Ga. St. 80 70

Kennesaw St.

Average RPI Win:	200	WON-LOST	WINNING	LAST 10	STRENGTH OF	OPP. STRENGTH	TEAM	ADJ.	CONF.	ADJ CONF.
Average RPI Loss:	79	RECORD	PCT. RANK	GAMES	SCHEDULE	OF SCHEDULE	RPI	RPI	RPI	RPI
DIV. I ONLY	15- 11	132	0- 1	76	116	90	90	8	8	
DIV. I NON-CONF.	6- 4	125	0- 0	138	183	94	94	9	9	
TOTALS	RPI 1-25	RPI 26-50	W-L RECORDS	RPI 51-100	RPI 101-150	RPI 150+				
15- 11	0- 2	1- 5	OVERALL	1- 1	3- 1	10- 2				
9- 3	0- 1	1- 1	HOME	0- 0	3- 1	5- 0				
6- 8	0- 1	0- 4	AWAY	1- 1	0- 0	5- 2				
0- 0	0- 0	0- 0	NEUTRAL	0- 0	0- 0	0- 0				
6- 4	0- 1	0- 1	NON-CONFERENCE	0- 1	1- 1	5- 0				
3- 1	0- 0	0- 0	HOME	0- 0	1- 1	2- 0				
3- 3	0- 1	0- 1	AWAY	0- 1	0- 0	3- 0				
0- 0	0- 0	0- 0	NEUTRAL	0- 0	0- 0	0- 0				
9- 7	0- 1	1- 4	CONFERENCE	1- 0	2- 0	5- 2				
6- 2	0- 1	1- 1	HOME	0- 0	2- 0	3- 0				
3- 5	0- 0	0- 3	AWAY	1- 0	0- 0	2- 2				
0- 0	0- 0	0- 0	NEUTRAL	0- 0	0- 0	0- 0				

RPI 1-25				RPI 26-50				RPI 51-100				Team's RPI: 90	RPI 101+			
RPI	S	Opponent	Score	RPI	S	Opponent	Score	RPI	S	Opponent	Score		RPI	S	Opponent	Score
8	A	NC State	61 78	31	A	Buffalo	66 75	69	A	Wright St.	55 61		110	H	Northern Ill.	87 78
25	H	Central Mich.	75 82	34	A	North Carolina	60 73	85	A	Toledo	58 47		118	H	Youngstown St.	62 34
				38	A	Ohio	81 83						135	H	Duquesne	72 77
				38	H	Ohio	67 69						141	H	Akron	73 58
				48	A	Miami (OH)	63 79						189	A	Robert Morris	54 46
				48	H	Miami (OH)	67 58						211	A	Eastern Mich.	67 54
													211	H	Eastern Mich.	71 64
													217	A	Bowling Green	49 62
													217	H	Bowling Green	77 73
													222	A	Ball St.	44 48
													237	H	Northern Ky.	62 61
													257	A	St. Bonaventure	76 64
													272	A	Western Mich.	56 52
													272	H	Western Mich.	55 51
													309	H	Oakland	75 65
													326	A	NJIT	57 40
LAST 12 Division I GAMES:																
217	A	Bowling Green	49 62	31	A	Buffalo	66 75									
48	H	Miami (OH)	67 58	272	H	Western Mich.	55 51									
38	H	Ohio	67 69	141	H	Akron	73 58									
272	A	Western Mich.	56 52	48	A	Miami (OH)	63 79									
217	H	Bowling Green	77 73	222	A	Ball St.	44 48									
211	A	Eastern Mich.	67 54	25	H	Central Mich.	75 82									

Non-Div I Games: Clarion 92 38

Kent St.

■ Loss,
 ■ Non-Conf,
 ■ S Site,
 ■ Home
 ■ A Away
 N Neutral

Kentucky

Through Games Of March 2, 2019

Average RPI Win:	133	WON-LOST	WINNING	LAST 10	STRENGTH OF	OPP. STRENGTH	TEAM	ADJ.	CONF.	ADJ CONF.
Average RPI Loss:	46	RECORD	PCT. RANK	GAMES	SCHEDULE	OF SCHEDULE	RPI	RPI	RPI	RPI
DIV. I ONLY	23- 6	24	0- 1	40	38	21	21	5	5	
DIV. I NON-CONF.	13- 1	9	0- 0	91	96	16	16	5	5	
TOTALS	RPI 1-25	RPI 26-50	W-L RECORDS	RPI 51-100	RPI 101-150	RPI 150+				
23- 6	1- 5	4- 0	OVERALL	5- 0	4- 0	9- 1				
15- 3	0- 2	1- 0	HOME	3- 0	3- 0	8- 1				
5- 3	1- 3	1- 0	AWAY	2- 0	0- 0	1- 0				
3- 0	0- 0	2- 0	NEUTRAL	0- 0	1- 0	0- 0				
13- 1	0- 1	2- 0	NON-CONFERENCE	1- 0	4- 0	6- 0				
10- 0	0- 0	0- 0	HOME	1- 0	3- 0	6- 0				
0- 1	0- 1	0- 0	AWAY	0- 0	0- 0	0- 0				
3- 0	0- 0	2- 0	NEUTRAL	0- 0	1- 0	0- 0				
10- 5	1- 4	2- 0	CONFERENCE	4- 0	0- 0	3- 1				
5- 3	0- 2	1- 0	HOME	2- 0	0- 0	2- 1				
5- 2	1- 2	1- 0	AWAY	2- 0	0- 0	1- 0				
0- 0	0- 0	0- 0	NEUTRAL	0- 0	0- 0	0- 0				

RPI 1-25				RPI 26-50				RPI 51-100				RPI 101+			
RPI	S	Opponent	Score	RPI	S	Opponent	Score	RPI	S	Opponent	Score	RPI	S	Opponent	Score
3	A	Louisville	75 80	27	H	Missouri	52 41	63	A	Tennessee	73 71	101	H	Virginia	63 51
9	A	Mississippi St.	71 86	30	N	UCLA	75 74	64	A	LSU	64 60	119	H	High Point	71 49
15	A	South Carolina	65 57	34	N	North Carolina	85 75	64	H	LSU	57 52	127	N	South Fla.	85 63
15	H	South Carolina	70 74	50	A	Auburn	78 68	67	H	Middle Tenn.	72 55	131	H	Morehead St.	87 57
18	A	Texas A&M	71 73					96	H	Arkansas	61 59	151	A	Alabama	68 53
18	H	Texas A&M	55 62									176	H	Southern U.	91 41
												177	H	Vanderbilt	77 55
												205	H	Sacred Heart	71 43
												214	H	Ole Miss	49 55
												225	H	Florida	62 51
												258	H	Rhode Island	75 52
												260	H	Murray St.	88 49
												270	H	Alabama St.	87 35
												340	H	Western Caro.	99 39
LAST 12 Division I GAMES:															
18	H	Texas A&M	55 62	225	H	Florida	62 51								
64	H	LSU	57 52	15	H	South Carolina	70 74								
15	A	South Carolina	65 57	18	A	Texas A&M	71 73								
96	H	Arkansas	61 59	27	H	Missouri	52 41								
151	A	Alabama	68 53	64	A	LSU	64 60								
50	A	Auburn	78 68	214	H	Ole Miss	49 55								

Non-Div I Games:

Kentucky

■ Loss,
■ Non-Conf, S Site,
■ Home
■ Away
N Neutral

Average RPI Win:	250	WON-LOST	WINNING	LAST 10	STRENGTH OF	OPP. STRENGTH	TEAM	ADJ.	CONF.	ADJ CONF.
Average RPI Loss:	261	RECORD	PCT. RANK	GAMES	SCHEDULE	OF SCHEDULE	RPI	RPI	RPI	RPI
DIV. I ONLY	4- 23	333	0- 1	337	349	348	348	31	31	
DIV. I NON-CONF.	1- 10	330	0- 0	337	347	351	351	31	31	
TOTALS	RPI 1-25	RPI 26-50	W-L RECORDS	RPI 51-100	RPI 101-150	RPI 150+				
4- 23	0- 0	0- 1	OVERALL	0- 0	0- 1	4- 21				
3- 9	0- 0	0- 0	HOME	0- 0	0- 0	3- 9				
1- 13	0- 0	0- 1	AWAY	0- 0	0- 1	1- 11				
0- 1	0- 0	0- 0	NEUTRAL	0- 0	0- 0	0- 1				
1- 10	0- 0	0- 1	NON-CONFERENCE	0- 0	0- 1	1- 8				
1- 3	0- 0	0- 0	HOME	0- 0	0- 0	1- 3				
0- 6	0- 0	0- 1	AWAY	0- 0	0- 1	0- 4				
0- 1	0- 0	0- 0	NEUTRAL	0- 0	0- 0	0- 1				
3- 13	0- 0	0- 0	CONFERENCE	0- 0	0- 0	3- 13				
2- 6	0- 0	0- 0	HOME	0- 0	0- 0	2- 6				
1- 7	0- 0	0- 0	AWAY	0- 0	0- 0	1- 7				
0- 0	0- 0	0- 0	NEUTRAL	0- 0	0- 0	0- 0				

RPI S	Opponent	Score	RPI S	Opponent	Score	RPI S	Opponent	Score	RPI S	Opponent	Score	Team's RPI: 348
46	A Michigan	38 83							138	A Lehigh	38 72	
									185	N UC Irvine	71 84	
									189	A Robert Morris	54 71	
									189	H Robert Morris	37 89	
									205	A Sacred Heart	53 75	
									205	H Sacred Heart	69 64	
									229	A Saint Francis (PA)	75 69	
									229	H Saint Francis (PA)	66 80	
									239	A Mt. St. Mary's	45 61	
									239	H Mt. St. Mary's	71 61	
									255	A St. Francis Brooklyn	64 87	
									255	H St. Francis Brooklyn	67 79	
									275	A Manhattan	46 61	
									285	H Army West Point	42 57	
									295	A Fairfield	43 71	
									299	A Bryant	62 69	
									311	A Wagner	62 72	
									311	H Wagner	62 66	
									312	A Central Conn. St.	57 63	
									312	H Central Conn. St.	59 72	
									322	H UMass Lowell	64 69	
									326	H NJIT	51 72	
									327	H Lafayette	55 50	
									335	A Grand Canyon	62 65	
									343	A Saint Peter's	59 86	
									347	H Fairleigh Dickinson	52 69	
LAST 12 Division I GAMES:												
312	H Central Conn. St.	59 72	311	H Wagner	62 66							
189	A Robert Morris	54 71	311	A Wagner	62 72							
229	A Saint Francis (PA)	75 69	312	A Central Conn. St.	57 63							
205	H Sacred Heart	69 64	239	A Mt. St. Mary's	45 61							
255	A St. Francis Brooklyn	64 87	255	H St. Francis Brooklyn	67 79							
239	H Mt. St. Mary's	71 61	347	H Fairleigh Dickinson	52 69							

Non-Div I Games:

LIU Brooklyn

■ Loss,
■ Non-Conf,
■ S Site,
■ H Home
■ A Away
N Neutral

Average RPI Win:	155	WON-LOST	WINNING	LAST 10	STRENGTH OF	OPP. STRENGTH	TEAM	ADJ.	CONF.	ADJ CONF.
Average RPI Loss:	54	RECORD	PCT. RANK	GAMES	SCHEDULE	OF SCHEDULE	RPI	RPI	RPI	RPI
DIV. I ONLY	16- 11	123	0- 1	33	60	64	64	5	5	
DIV. I NON-CONF.	9- 3	61	0- 0	127	154	83	83	5	5	
TOTALS	RPI 1-25	RPI 26-50	W-L RECORDS	RPI 51-100	RPI 101-150	RPI 150+				
16- 11	2- 6	1- 1	OVERALL	2- 2	2- 0	9- 2				
11- 5	1- 3	1- 0	HOME	2- 0	2- 0	5- 2				
5- 6	1- 3	0- 1	AWAY	0- 2	0- 0	4- 0				
0- 0	0- 0	0- 0	NEUTRAL	0- 0	0- 0	0- 0				
9- 3	1- 0	0- 1	NON-CONFERENCE	1- 0	2- 0	5- 2				
7- 2	0- 0	0- 0	HOME	1- 0	2- 0	4- 2				
2- 1	1- 0	0- 1	AWAY	0- 0	0- 0	1- 0				
0- 0	0- 0	0- 0	NEUTRAL	0- 0	0- 0	0- 0				
7- 8	1- 6	1- 0	CONFERENCE	1- 2	0- 0	4- 0				
4- 3	1- 3	1- 0	HOME	1- 0	0- 0	1- 0				
3- 5	0- 3	0- 0	AWAY	0- 2	0- 0	3- 0				
0- 0	0- 0	0- 0	NEUTRAL	0- 0	0- 0	0- 0				

RPI	S	Opponent	Score	RPI	S	Opponent	Score	RPI	S	Opponent	Score	RPI	S	Opponent	Score
9	A	Mississippi St.	56 76	26	A	Rutgers	43 57	63	A	Tennessee	65 74	109	H	Northern Colo.	62 57
9	H	Mississippi St.	35 68	27	H	Missouri	61 51	71	H	Little Rock	60 45	127	H	South Fla.	78 49
15	H	South Carolina	53 76					96	H	Arkansas	71 34	151	A	Alabama	62 56
18	A	Texas A&M	55 59					98	A	Georgia	50 63	156	H	Kansas	61 68
18	H	Texas A&M	63 52									161	H	Tulane	54 56
21	A	Kentucky	52 57									170	H	Nicholls St.	76 44
21	H	Kentucky	60 64									177	A	Vanderbilt	79 68
23	A	Florida St.	58 45									184	H	Sam Houston St.	66 52
												214	A	Ole Miss	55 41
												225	H	Florida	69 51
												262	A	Louisiana	76 54
												314	H	Southeastern La.	72 52
												317	H	McNeese	86 36
LAST 12 Division I GAMES:															
9	A	Mississippi St.	56 76	27	H	Missouri	61 51	9	H	Mississippi St.	35 68	63	A	Tennessee	65 74
21	A	Kentucky	52 57	9	H	Mississippi St.	35 68	151	A	Alabama	62 56	21	H	Kentucky	60 64
225	H	Florida	69 51	63	A	Tennessee	65 74	15	H	South Carolina	53 76				
177	A	Vanderbilt	79 68												
18	A	Texas A&M	55 59												
96	H	Arkansas	71 34												

Non-Div I Games:

LSU

■ Loss,
 ■ Non-Conf,
 ■ S Site,
 ■ H Home
 ■ A Away
 N Neutral

Average RPI Win:	225	WON-LOST	WINNING	LAST 10	STRENGTH OF	OPP. STRENGTH	TEAM	ADJ.	CONF.	ADJ CONF.
Average RPI Loss:	151	RECORD	PCT. RANK	GAMES	SCHEDULE	OF SCHEDULE	RPI	RPI	RPI	RPI
DIV. I ONLY	6- 24	318	1- 0	130	182	282	282	17	17	
DIV. I NON-CONF.	3- 11	292	0- 0	45	190	209	209	16	16	
TOTALS	RPI 1-25	RPI 26-50	W-L RECORDS	RPI 51-100	RPI 101-150	RPI 150+				
6- 24	0- 1	0- 1	OVERALL	0- 4	1- 6	5- 12				
3- 9	0- 0	0- 0	HOME	0- 1	0- 3	3- 5				
1- 15	0- 1	0- 1	AWAY	0- 3	0- 3	1- 7				
2- 0	0- 0	0- 0	NEUTRAL	0- 0	1- 0	1- 0				
3- 11	0- 1	0- 1	NON-CONFERENCE	0- 3	1- 3	2- 3				
1- 3	0- 0	0- 0	HOME	0- 1	0- 1	1- 1				
0- 8	0- 1	0- 1	AWAY	0- 2	0- 2	0- 2				
2- 0	0- 0	0- 0	NEUTRAL	0- 0	1- 0	1- 0				
3- 13	0- 0	0- 0	CONFERENCE	0- 1	0- 3	3- 9				
2- 6	0- 0	0- 0	HOME	0- 0	0- 2	2- 4				
1- 7	0- 0	0- 0	AWAY	0- 1	0- 1	1- 5				
0- 0	0- 0	0- 0	NEUTRAL	0- 0	0- 0	0- 0				

RPI 1-25				RPI 26-50				RPI 51-100				RPI 101+ Team's RPI: 282			
RPI	S	Opponent	Score	RPI	S	Opponent	Score	RPI	S	Opponent	Score	RPI	S	Opponent	Score
20	A	Oregon St.	46 100	43	A	Villanova	68 81	61	A	Penn	34 65	104	H	St. John's (NY)	57 83
								74	H	Drexel	43 58	105	N	Pepperdine	62 55
								87	A	Harvard	43 88	106	A	Towson	68 92
								99	A	VCU	38 68	110	H	Fordham	54 65
												116	A	Dayton	45 84
												121	A	Providence	47 77
												135	H	Duquesne	62 66
												153	A	Davidson	61 80
												165	A	Temple	47 75
												178	A	Saint Louis	58 69
												189	A	Robert Morris	39 67
												202	H	George Washington	59 67
												213	A	George Mason	42 59
												213	H	George Mason	77 71
												216	H	Massachusetts	60 74
												219	H	Howard	54 57
												236	A	Saint Joseph's	57 60
												236	H	Saint Joseph's	63 64
												237	N	Northern Ky.	74 56
												257	A	St. Bonaventure	52 45
												258	H	Rhode Island	77 71
												268	A	Richmond	51 56
												268	H	Richmond	60 74
												280	H	Norfolk St.	62 52
LAST 12 Division I GAMES:															
213	H	George Mason	77 71	258	H	Rhode Island	77 71								
257	A	St. Bonaventure	52 45	153	A	Davidson	61 80								
268	A	Richmond	51 56	110	H	Fordham	54 65								
236	H	Saint Joseph's	63 64	268	H	Richmond	60 74								
213	A	George Mason	42 59	135	H	Duquesne	62 66								
178	A	Saint Louis	58 69	236	A	Saint Joseph's	57 60								

Non-Div I Games:

La Salle

■ Loss,
■ Non-Conf,
■ S Site,
■ H Home
■ A Away
N Neutral

La.-Monroe

Through Games Of March 2, 2019

Average RPI Win:	286	WON-LOST	WINNING	LAST 10	STRENGTH OF	OPP. STRENGTH	TEAM	ADJ.	CONF.	ADJ CONF.
Average RPI Loss:	174	RECORD	PCT. RANK	GAMES	SCHEDULE	OF SCHEDULE	RPI	RPI	RPI	RPI
DIV. I ONLY	7- 18	286	1- 0	317	209	305	305	12	12	
DIV. I NON-CONF.	4- 5	190	0- 0	349	340	317	317	14	14	
TOTALS	RPI 1-25	RPI 26-50	W-L RECORDS	RPI 51-100	RPI 101-150	RPI 150+				
7- 18	0- 0	0- 0	OVERALL	0- 3	0- 6	7- 9				
3- 7	0- 0	0- 0	HOME	0- 1	0- 2	3- 4				
4- 11	0- 0	0- 0	AWAY	0- 2	0- 4	4- 5				
0- 0	0- 0	0- 0	NEUTRAL	0- 0	0- 0	0- 0				
4- 5	0- 0	0- 0	NON-CONFERENCE	0- 0	0- 1	4- 4				
2- 1	0- 0	0- 0	HOME	0- 0	0- 0	2- 1				
2- 4	0- 0	0- 0	AWAY	0- 0	0- 1	2- 3				
0- 0	0- 0	0- 0	NEUTRAL	0- 0	0- 0	0- 0				
3- 13	0- 0	0- 0	CONFERENCE	0- 3	0- 5	3- 5				
1- 6	0- 0	0- 0	HOME	0- 1	0- 2	1- 3				
2- 7	0- 0	0- 0	AWAY	0- 2	0- 3	2- 2				
0- 0	0- 0	0- 0	NEUTRAL	0- 0	0- 0	0- 0				

RPI 1-25				RPI 26-50				RPI 51-100				RPI 101+				Team's RPI: 305	
RPI	S	Opponent	Score	RPI	S	Opponent	Score	RPI	S	Opponent	Score	RPI	S	Opponent	Score		
								71	A	Little Rock	44	63	108	A	South Alabama	49	77
								76	H	UT Arlington	56	60	132	A	Georgia St.	46	68
								93	A	Troy	56	78	132	H	Georgia St.	41	56
													144	A	Texas Tech	42	86
													150	A	Appalachian St.	51	56
													150	H	Appalachian St.	58	80
													163	H	Texas St.	51	62
													170	H	Nicholls St.	54	55
													174	A	Coastal Caro.	60	57
													174	H	Coastal Caro.	54	79
													183	A	Arkansas St.	54	64
													204	A	SMU	38	49
													262	A	Louisiana	45	52
													262	H	Louisiana	52	55
													287	A	Ga. Southern	80	62
													287	H	Ga. Southern	58	57
													288	A	New Orleans	57	44
													314	A	Southeastern La.	42	49
													317	H	McNeese	69	60
													318	A	Northwestern St.	63	55
													331	H	Mississippi Val.	72	65
													342	A	Houston Baptist	60	68
LAST 12 Division I GAMES:																	
174	A	Coastal Caro.	60	57	132	A	Georgia St.	46	68								
150	A	Appalachian St.	51	56	150	H	Appalachian St.	58	80								
76	H	UT Arlington	56	60	174	H	Coastal Caro.	54	79								
163	H	Texas St.	51	62	108	A	South Alabama	49	77								
262	H	Louisiana	52	55	93	A	Troy	56	78								
287	A	Ga. Southern	80	62	262	A	Louisiana	45	52								

Non-Div I Games: LSU-Alexandria 93 62 Ark.-Monticello 70 39

La.-Monroe

■ Loss,
 ■ Non-Conf, S Site,
 ■ Home
 ■ Away
 N Neutral

Lafayette

Through Games Of March 2, 2019

Average RPI Win:	259	WON-LOST	WINNING	LAST 10	STRENGTH OF	OPP. STRENGTH	TEAM	ADJ.	CONF.	ADJ CONF.
Average RPI Loss:	203	RECORD	PCT. RANK	GAMES	SCHEDULE	OF SCHEDULE	RPI	RPI	RPI	RPI
DIV. I ONLY	7- 21	300	0- 1	305	270	327	327	18	18	
DIV. I NON-CONF.	5- 6	177	0- 1	347	343	326	326	21	21	
TOTALS	RPI 1-25	RPI 26-50	W-L RECORDS	RPI 51-100	RPI 101-150	RPI 150+				
7- 21	0- 0	0- 2	OVERALL	0- 2	0- 3	7- 14				
5- 8	0- 0	0- 1	HOME	0- 1	0- 1	5- 5				
2- 12	0- 0	0- 1	AWAY	0- 1	0- 1	2- 9				
0- 1	0- 0	0- 0	NEUTRAL	0- 0	0- 1	0- 0				
5- 6	0- 0	0- 0	NON-CONFERENCE	0- 0	0- 1	5- 5				
3- 2	0- 0	0- 0	HOME	0- 0	0- 0	3- 2				
2- 3	0- 0	0- 0	AWAY	0- 0	0- 0	2- 3				
0- 1	0- 0	0- 0	NEUTRAL	0- 0	0- 1	0- 0				
2- 15	0- 0	0- 2	CONFERENCE	0- 2	0- 2	2- 9				
2- 6	0- 0	0- 1	HOME	0- 1	0- 1	2- 3				
0- 9	0- 0	0- 1	AWAY	0- 1	0- 1	0- 6				
0- 0	0- 0	0- 0	NEUTRAL	0- 0	0- 0	0- 0				

RPI 1-25			RPI 26-50			RPI 51-100			RPI 101+			Team's RPI: 327			
RPI	S	Opponent	Score	RPI	S	Opponent	Score	RPI	S	Opponent	Score				
				41	A	Bucknell	43 75	77	A	American	45 60	138	A	Lehigh	50 67
				41	H	Bucknell	47 56	77	H	American	57 67	138	H	Lehigh	43 70
												146	N	Delaware	47 65
												152	A	Boston U.	49 50
												152	H	Boston U.	44 47
												186	A	Holy Cross	53 56
												186	H	Holy Cross	73 63
												203	H	Cornell	59 62
												230	H	Monmouth	73 69
												244	H	Albany (NY)	67 66
												246	H	Binghamton	59 50
												249	A	Navy	53 65
												249	H	Navy	55 42
												251	A	Colgate	49 60
												275	A	Manhattan	49 60
												285	A	Army West Point	50 65
												285	H	Army West Point	40 64
												289	A	Loyola Maryland	50 62
												289	H	Loyola Maryland	52 55
												304	A	Fla. Atlantic	49 53
												311	A	Wagner	66 43
												343	H	Saint Peter's	60 62
												347	A	Fairleigh Dickinson	63 57
												348	A	LIU Brooklyn	50 55
LAST 12 Division I GAMES:															
				146	N	Delaware	47 65					285	H	Army West Point	40 64
				138	A	Lehigh	50 67					41	A	Bucknell	43 75
				152	A	Boston U.	49 50					186	A	Holy Cross	53 56
				77	H	American	57 67					152	H	Boston U.	44 47
				249	A	Navy	53 65					77	A	American	45 60
				289	H	Loyola Maryland	52 55					249	H	Navy	55 42

Non-Div I Games:

Lafayette

Loss, Non-Conf, S Site, H Home A Away N Neutral

Average RPI Win:	235	WON-LOST	WINNING	LAST 10	STRENGTH OF	OPP. STRENGTH	TEAM	ADJ.	CONF.	ADJ CONF.
Average RPI Loss:	64	RECORD	PCT. RANK	GAMES	SCHEDULE	OF SCHEDULE	RPI	RPI	RPI	RPI
DIV. I ONLY	19- 5	32	0- 0	167	233	49	49	25	25	
DIV. I NON-CONF.	3- 4	199	0- 0	10	19	31	31	23	23	
TOTALS	RPI 1-25	RPI 26-50	W-L RECORDS	RPI 51-100	RPI 101-150	RPI 150+				
19- 5	1- 1	0- 2	OVERALL	2- 1	0- 0	16- 1				
9- 0	0- 0	0- 0	HOME	2- 0	0- 0	7- 0				
10- 4	1- 1	0- 1	AWAY	0- 1	0- 0	9- 1				
0- 1	0- 0	0- 1	NEUTRAL	0- 0	0- 0	0- 0				
3- 4	1- 1	0- 2	NON-CONFERENCE	1- 0	0- 0	1- 1				
1- 0	0- 0	0- 0	HOME	1- 0	0- 0	0- 0				
2- 3	1- 1	0- 1	AWAY	0- 0	0- 0	1- 1				
0- 1	0- 0	0- 1	NEUTRAL	0- 0	0- 0	0- 0				
16- 1	0- 0	0- 0	CONFERENCE	1- 1	0- 0	15- 0				
8- 0	0- 0	0- 0	HOME	1- 0	0- 0	7- 0				
8- 1	0- 0	0- 0	AWAY	0- 1	0- 0	8- 0				
0- 0	0- 0	0- 0	NEUTRAL	0- 0	0- 0	0- 0				

RPI 1-25				RPI 26-50				Team's RPI: 49				RPI 51-100				RPI 101+			
RPI	S	Opponent	Score	RPI	S	Opponent	Score	RPI	S	Opponent	Score	RPI	S	Opponent	Score	RPI	S	Opponent	Score
9	A	Mississippi St.	53 104	35	A	Kansas St.	55 73	78	A	SFA	58 70	155	A	Abilene Christian	63 60				
18	A	Texas A&M	74 68	38	N	Ohio	62 87	78	H	SFA	62 46	158	A	Denver	110 117				
								97	H	Pacific	82 66	170	H	Nicholls St.	78 65				
												184	A	Sam Houston St.	83 72				
												184	H	Sam Houston St.	81 76				
												256	A	A&M-Corpus Christi	72 47				
												256	H	A&M-Corpus Christi	76 58				
												262	A	Louisiana	79 77				
												276	H	Central Ark.	57 37				
												288	A	New Orleans	79 57				
												303	A	Incarnate Word	77 51				
												303	H	Incarnate Word	79 53				
												314	H	Southeastern La.	94 54				
												317	A	McNeese	64 62				
												318	A	Northwestern St.	94 70				
												342	A	Houston Baptist	97 49				
												342	H	Houston Baptist	63 50				
LAST 12 Division I GAMES:																			
78	H	SFA	62 46	78	A	SFA	58 70	155	A	Abilene Christian	63 60	317	A	McNeese	64 62	170	H	Nicholls St.	78 65
342	A	Houston Baptist	97 49	155	A	Abilene Christian	63 60	317	A	McNeese	64 62	170	H	Nicholls St.	78 65	184	A	Sam Houston St.	83 72
256	A	A&M-Corpus Christi	72 47	317	A	McNeese	64 62	170	H	Nicholls St.	78 65	184	A	Sam Houston St.	83 72	303	A	Incarnate Word	77 51
303	H	Incarnate Word	79 53	170	H	Nicholls St.	78 65	184	A	Sam Houston St.	83 72	303	A	Incarnate Word	77 51	314	H	Southeastern La.	94 54
184	H	Sam Houston St.	81 76	184	A	Sam Houston St.	83 72	303	A	Incarnate Word	77 51	314	H	Southeastern La.	94 54	317	A	McNeese	64 62
318	A	Northwestern St.	94 70	303	A	Incarnate Word	77 51	314	H	Southeastern La.	94 54	317	A	McNeese	64 62	318	A	Northwestern St.	94 70

Non-Div I Games: LeTourneau 104 27 Louisiana Col. 94 43 McMurry 100 37 Howard Payne 93 37 Lamar University

Average RPI Win:	267	WON-LOST	WINNING	LAST 10	STRENGTH OF	OPP. STRENGTH	TEAM	ADJ.	CONF.	ADJ CONF.
Average RPI Loss:	78	RECORD	PCT. RANK	GAMES	SCHEDULE	OF SCHEDULE	RPI	RPI	RPI	RPI
DIV. I ONLY	18- 9	83	0- 1	198	227	138	138	18	18	
DIV. I NON-CONF.	7- 3	83	0- 1	173	255	125	125	21	21	
TOTALS	RPI 1-25	RPI 26-50	W-L RECORDS	RPI 51-100	RPI 101-150	RPI 150+				
18- 9	0- 1	0- 3	OVERALL	0- 2	0- 1	18- 2				
11- 5	0- 0	0- 2	HOME	0- 1	0- 1	11- 1				
7- 4	0- 1	0- 1	AWAY	0- 1	0- 0	7- 1				
0- 0	0- 0	0- 0	NEUTRAL	0- 0	0- 0	0- 0				
7- 3	0- 1	0- 1	NON-CONFERENCE	0- 0	0- 1	7- 0				
5- 2	0- 0	0- 1	HOME	0- 0	0- 1	5- 0				
2- 1	0- 1	0- 0	AWAY	0- 0	0- 0	2- 0				
0- 0	0- 0	0- 0	NEUTRAL	0- 0	0- 0	0- 0				
11- 6	0- 0	0- 2	CONFERENCE	0- 2	0- 0	11- 2				
6- 3	0- 0	0- 1	HOME	0- 1	0- 0	6- 1				
5- 3	0- 0	0- 1	AWAY	0- 1	0- 0	5- 1				
0- 0	0- 0	0- 0	NEUTRAL	0- 0	0- 0	0- 0				

RPI	S	Opponent	Score	RPI	S	Opponent	Score	RPI	S	Opponent	Score	RPI	S	Opponent	Score	Team's RPI: 138
1	A	Notre Dame	68 95	41	A	Bucknell	53 71	77	A	American	47 50	117	H	Charlotte	60 62	
				41	H	Bucknell	68 73	77	H	American	53 61	152	A	Boston U.	45 58	
				43	H	Villanova	48 70					152	H	Boston U.	48 52	
												186	H	Holy Cross	64 55	
												203	H	Cornell	67 54	
												205	H	Sacred Heart	70 66	
												230	H	Monmouth	63 48	
												246	A	Binghamton	65 55	
												249	A	Navy	56 38	
												249	H	Navy	66 55	
												251	A	Colgate	75 63	
												251	H	Colgate	86 58	
												280	H	Norfolk St.	62 41	
												285	A	Army West Point	73 50	
												285	H	Army West Point	55 46	
												289	A	Loyola Maryland	65 46	
												289	H	Loyola Maryland	51 42	
												312	A	Central Conn. St.	88 62	
												327	A	Lafayette	70 43	
												327	H	Lafayette	67 50	
												348	H	LIU Brooklyn	72 38	
LAST 12 Division I GAMES:																
117	H	Charlotte	60 62	41	H	Bucknell	68 73									
327	H	Lafayette	67 50	152	H	Boston U.	48 52									
289	A	Loyola Maryland	65 46	249	H	Navy	66 55									
285	H	Army West Point	55 46	289	H	Loyola Maryland	51 42									
251	A	Colgate	75 63	285	A	Army West Point	73 50									
77	A	American	47 50	251	H	Colgate	86 58									

Non-Div I Games: Kutztown 73 39

Lehigh

■ Loss,
 ■ Non-Conf,
 ■ S Site,
 ■ Home
 ■ A Away
 N Neutral

Liberty

Through Games Of March 2, 2019

Average RPI Win:	263	WON-LOST	WINNING	LAST 10	STRENGTH OF	OPP. STRENGTH	TEAM	ADJ.	CONF.	ADJ CONF.
Average RPI Loss:	161	RECORD	PCT. RANK	GAMES	SCHEDULE	OF SCHEDULE	RPI	RPI	RPI	RPI
DIV. I ONLY	12- 15	206	0- 1	204	258	208	208	24	24	
DIV. I NON-CONF.	3- 9	271	0- 1	114	234	235	235	26	26	
TOTALS	RPI 1-25	RPI 26-50	W-L RECORDS	RPI 51-100	RPI 101-150	RPI 150+				
12- 15	0- 1	0- 1	OVERALL	0- 3	1- 1	11- 9				
5- 5	0- 0	0- 1	HOME	0- 2	0- 0	5- 2				
6- 7	0- 0	0- 0	AWAY	0- 1	0- 0	6- 6				
1- 3	0- 1	0- 0	NEUTRAL	0- 0	1- 1	0- 1				
3- 9	0- 1	0- 1	NON-CONFERENCE	0- 1	1- 1	2- 5				
1- 2	0- 0	0- 1	HOME	0- 1	0- 0	1- 0				
1- 4	0- 0	0- 0	AWAY	0- 0	0- 0	1- 4				
1- 3	0- 1	0- 0	NEUTRAL	0- 0	1- 1	0- 1				
9- 6	0- 0	0- 0	CONFERENCE	0- 2	0- 0	9- 4				
4- 3	0- 0	0- 0	HOME	0- 1	0- 0	4- 2				
5- 3	0- 0	0- 0	AWAY	0- 1	0- 0	5- 2				
0- 0	0- 0	0- 0	NEUTRAL	0- 0	0- 0	0- 0				

RPI S	Opponent	Score	RPI S	Opponent	Score	RPI S	Opponent	Score	RPI S	Opponent	Score	Team's RPI: 208
17 N	UCF	45 53	36 H	James Madison	53 74	59 H	Virginia Tech	61 72	117 N	Charlotte	61 63	
						65 A	FGCU	50 68	135 N	Duquesne	55 51	
						65 H	FGCU	64 65	171 A	Chattanooga	60 75	
									179 A	North Ala.	61 57	
									198 A	Stetson	52 69	
									198 H	Stetson	56 68	
									209 A	East Carolina	63 66	
									224 A	Bethune-Cookman	76 81	
									228 A	Jacksonville	85 75	
									228 H	Jacksonville	52 64	
									229 H	Saint Francis (PA)	82 53	
									231 A	ETSU	89 86	
									248 A	North Florida	54 66	
									248 H	North Florida	69 53	
									280 N	Norfolk St.	53 66	
									300 A	Kennesaw St.	67 61	
									300 H	Kennesaw St.	68 55	
									306 A	UNC Greensboro	45 48	
									326 A	NJIT	58 39	
									326 H	NJIT	58 47	
									328 A	Lipscomb	77 60	
									328 H	Lipscomb	74 60	
LAST 12 Division I GAMES:												
280 N	Norfolk St.	53 66	65 H	FGCU	64 65							
326 A	NJIT	58 39	198 H	Stetson	56 68							
300 H	Kennesaw St.	68 55	326 H	NJIT	58 47							
248 A	North Florida	54 66	328 A	Lipscomb	77 60							
179 A	North Ala.	61 57	228 A	Jacksonville	85 75							
328 H	Lipscomb	74 60	248 H	North Florida	69 53							

Non-Div I Games: West Chester 61 42

Liberty

Loss, Non-Conf, S Site, H Home A Away N Neutral

Average RPI Win: 276	WON-LOST	WINNING	LAST 10	STRENGTH OF	OPP. STRENGTH	TEAM	ADJ.	CONF.	ADJ CONF.
Average RPI Loss: 188	RECORD	PCT. RANK	GAMES	SCHEDULE	OF SCHEDULE	RPI	RPI	RPI	RPI
DIV. I ONLY	3- 25	344	0- 1	163	303	328	328	24	24
DIV. I NON-CONF.	2- 11	316	0- 0	124	315	284	284	26	26
TOTALS	RPI 1-25	RPI 26-50	W-L RECORDS	RPI 51-100	RPI 101-150	RPI 150+			
3- 25	0- 0	0- 0	OVERALL	0- 6	0- 2	3- 17			
2- 10	0- 0	0- 0	HOME	0- 1	0- 1	2- 8			
1- 15	0- 0	0- 0	AWAY	0- 5	0- 1	1- 9			
0- 0	0- 0	0- 0	NEUTRAL	0- 0	0- 0	0- 0			
2- 11	0- 0	0- 0	NON-CONFERENCE	0- 4	0- 2	2- 5			
1- 4	0- 0	0- 0	HOME	0- 0	0- 1	1- 3			
1- 7	0- 0	0- 0	AWAY	0- 4	0- 1	1- 2			
0- 0	0- 0	0- 0	NEUTRAL	0- 0	0- 0	0- 0			
1- 14	0- 0	0- 0	CONFERENCE	0- 2	0- 0	1- 12			
1- 6	0- 0	0- 0	HOME	0- 1	0- 0	1- 5			
0- 8	0- 0	0- 0	AWAY	0- 1	0- 0	0- 7			
0- 0	0- 0	0- 0	NEUTRAL	0- 0	0- 0	0- 0			

RPI S	Opponent	Score	RPI S	Opponent	Score	RPI S	Opponent	Score	RPI S	Opponent	Score	Team's RPI: 328
						53	A Clemson	26 68	123	H UT Martin	53 62	
						60	A Belmont	43 83	131	A Morehead St.	44 79	
						65	A FGCU	40 82	160	H Tennessee Tech	52 67	
						65	H FGCU	46 80	179	A North Ala.	50 71	
						82	A Cincinnati	55 71	179	H North Ala.	60 81	
						98	A Georgia	45 77	198	A Stetson	49 76	
									198	H Stetson	65 80	
									208	A Liberty	60 74	
									208	H Liberty	60 77	
									212	H Jacksonville St.	46 58	
									228	A Jacksonville	47 62	
									228	H Jacksonville	61 58	
									248	A North Florida	66 72	
									248	H North Florida	53 68	
									259	A Austin Peay	58 70	
									260	A Murray St.	61 97	
									296	H Col. of Charleston	63 65	
									298	A Alabama A&M	62 58	
									300	A Kennesaw St.	36 67	
									301	H Tennessee St.	64 62	
									326	A NJIT	67 80	
									326	H NJIT	53 69	
LAST 12 Division I GAMES:												
			179	A North Ala.	50 71	248	A North Florida	66 72				
			326	H NJIT	53 69	179	H North Ala.	60 81				
			65	H FGCU	46 80	208	H Liberty	60 77				
			300	A Kennesaw St.	36 67	198	A Stetson	49 76				
			208	A Liberty	60 74	65	A FGCU	40 82				
			228	H Jacksonville	61 58	326	A NJIT	67 80				

Non-Div I Games:

Lipscomb

■ Loss,
■ Non-Conf, S Site,
■ Home
■ Away
N Neutral

Little Rock

Through Games Of March 2, 2019

Average RPI Win:	175	WON-LOST	WINNING	LAST 10	STRENGTH OF	OPP. STRENGTH	TEAM	ADJ.	CONF.	ADJ CONF.
Average RPI Loss:	77	RECORD	PCT. RANK	GAMES	SCHEDULE	OF SCHEDULE	RPI	RPI	RPI	RPI
DIV. I ONLY	17- 10	104	1- 0	53	102	71	71	12	12	
DIV. I NON-CONF.	4- 7	228	0- 0	46	12	133	133	14	14	
TOTALS	RPI 1-25	RPI 26-50	W-L RECORDS	RPI 51-100	RPI 101-150	RPI 150+				
17- 10	0- 2	0- 2	OVERALL	3- 3	4- 1	10- 2				
10- 5	0- 2	0- 2	HOME	2- 0	2- 1	6- 0				
7- 5	0- 0	0- 0	AWAY	1- 3	2- 0	4- 2				
0- 0	0- 0	0- 0	NEUTRAL	0- 0	0- 0	0- 0				
4- 7	0- 2	0- 2	NON-CONFERENCE	0- 2	0- 1	4- 0				
1- 5	0- 2	0- 2	HOME	0- 0	0- 1	1- 0				
3- 2	0- 0	0- 0	AWAY	0- 2	0- 0	3- 0				
0- 0	0- 0	0- 0	NEUTRAL	0- 0	0- 0	0- 0				
13- 3	0- 0	0- 0	CONFERENCE	3- 1	4- 0	6- 2				
9- 0	0- 0	0- 0	HOME	2- 0	2- 0	5- 0				
4- 3	0- 0	0- 0	AWAY	1- 1	2- 0	1- 2				
0- 0	0- 0	0- 0	NEUTRAL	0- 0	0- 0	0- 0				

RPI 1-25				RPI 26-50				RPI 51-100				RPI 101+			
RPI	S	Opponent	Score	RPI	S	Opponent	Score	RPI	S	Opponent	Score	RPI	S	Opponent	Score
9	H	Mississippi St.	63 98	29	H	Rice	65 79	62	A	Missouri St.	44 48	108	A	South Alabama	65 42
18	H	Texas A&M	40 61	35	H	Kansas St.	47 53	64	A	LSU	45 60	108	H	South Alabama	47 44
								76	A	UT Arlington	62 61	115	H	Western Ky.	56 68
								76	H	UT Arlington	68 65	132	H	Georgia St.	82 50
								93	A	Troy	66 71	150	A	Appalachian St.	74 59
								93	H	Troy	76 72	162	A	Tulsa	63 53
												163	A	Texas St.	48 50
												163	H	Texas St.	62 47
												167	A	Louisiana Tech	69 58
												174	A	Coastal Caro.	60 47
												183	A	Arkansas St.	58 62
												183	H	Arkansas St.	68 55
												218	A	Memphis	63 60
												262	H	Louisiana	62 48
												287	H	Ga. Southern	80 51
												304	H	Fla. Atlantic	61 38
												305	H	La.-Monroe	63 44
LAST 12 Division I GAMES:															
132	H	Georgia St.	82 50	93	H	Troy	76 72	183	H	Arkansas St.	68 55				
287	H	Ga. Southern	80 51	150	A	Appalachian St.	74 59	174	A	Coastal Caro.	60 47				
183	A	Arkansas St.	58 62	76	A	UT Arlington	62 61	76	H	UT Arlington	68 65				
163	A	Texas St.	48 50	108	H	South Alabama	47 44	163	H	Texas St.	62 47				

Non-Div I Games:

Little Rock

Loss, Non-Conf, S Site, H Home A Away N Neutral

Average RPI Win: 231		WON-LOST	WINNING	LAST 10	STRENGTH OF	OPP. STRENGTH	TEAM	ADJ.	CONF.	ADJ CONF.
Average RPI Loss: 154		RECORD	PCT. RANK	GAMES	SCHEDULE	OF SCHEDULE	RPI	RPI	RPI	RPI
DIV. I ONLY		8- 19	278	0- 1	171	189	273	273	21	21
DIV. I NON-CONF.		3- 10	278	0- 0	122	126	257	257	20	20
TOTALS		RPI 1-25	RPI 26-50	W-L RECORDS	RPI 51-100	RPI 101-150	RPI 150+			
8- 19	0- 1		0- 1	OVERALL	1- 6	1- 4	6- 7			
5- 10	0- 0		0- 1	HOME	1- 3	0- 2	4- 4			
3- 9	0- 1		0- 0	AWAY	0- 3	1- 2	2- 3			
0- 0	0- 0		0- 0	NEUTRAL	0- 0	0- 0	0- 0			
3- 10	0- 1		0- 1	NON-CONFERENCE	1- 4	0- 1	2- 3			
2- 6	0- 0		0- 1	HOME	1- 2	0- 0	1- 3			
1- 4	0- 1		0- 0	AWAY	0- 2	0- 1	1- 0			
0- 0	0- 0		0- 0	NEUTRAL	0- 0	0- 0	0- 0			
5- 9	0- 0		0- 0	CONFERENCE	0- 2	1- 3	4- 4			
3- 4	0- 0		0- 0	HOME	0- 1	0- 2	3- 1			
2- 5	0- 0		0- 0	AWAY	0- 1	1- 1	1- 3			
0- 0	0- 0		0- 0	NEUTRAL	0- 0	0- 0	0- 0			

RPI 1-25				RPI 26-50				RPI 51-100				RPI 101+				Team's RPI: 273
RPI	S	Opponent	Score	RPI	S	Opponent	Score	RPI	S	Opponent	Score	RPI	S	Opponent	Score	
5	A	Oregon	48 110	45	H	Southern California	50 86	68	A	Utah	59 82	145	A	CSUN	45 60	
								73	H	Idaho	70 63	145	H	CSUN	37 51	
								79	A	UC Davis	50 70	148	A	Montana St.	62 85	
								79	H	UC Davis	49 66	149	A	UC Riverside	63 45	
								86	H	Arizona	43 70	149	H	UC Riverside	59 73	
								94	H	UNI	64 71	173	A	Utah St.	50 48	
								100	A	Loyola Marymount	62 71	185	H	UC Irvine	46 48	
												234	H	California Baptist	83 85	
												235	A	Hawaii	49 63	
												235	H	Hawaii	56 40	
												241	H	Nevada	67 76	
												261	A	Cal St. Fullerton	59 53	
												269	H	San Diego	56 60	
												297	A	UC Santa Barbara	54 60	
												297	H	UC Santa Barbara	62 53	
												324	A	Cal Poly	59 66	
												324	H	Cal Poly	61 58	
												335	H	Grand Canyon	57 50	
LAST 12 Division I GAMES:																
				79	H	UC Davis	49 66	324	A	Cal Poly	59 66					
				297	H	UC Santa Barbara	62 53	261	A	Cal St. Fullerton	59 53					
				145	A	CSUN	45 60	79	A	UC Davis	50 70					
				235	A	Hawaii	49 63	145	H	CSUN	37 51					
				185	H	UC Irvine	46 48	149	H	UC Riverside	59 73					
				235	H	Hawaii	56 40	297	A	UC Santa Barbara	54 60					

Non-Div I Games:

Long Beach St.

■ Loss, ■ Non-Conf, S Site, H Home A Away N Neutral

Average RPI Win:	257	WON-LOST	WINNING	LAST 10	STRENGTH OF	OPP. STRENGTH	TEAM	ADJ.	CONF.	ADJ CONF.
Average RPI Loss:	210	RECORD	PCT. RANK	GAMES	SCHEDULE	OF SCHEDULE	RPI	RPI	RPI	RPI
DIV. I ONLY	3- 24	343	0- 1	232	328	339	339	28	28	
DIV. I NON-CONF.	1- 9	326	0- 0	181	336	332	332	29	29	
TOTALS	RPI 1-25	RPI 26-50	W-L RECORDS	RPI 51-100	RPI 101-150	RPI 150+				
3- 24	0- 0	0- 0	OVERALL	0- 4	0- 3	3- 17				
3- 11	0- 0	0- 0	HOME	0- 1	0- 1	3- 9				
0- 12	0- 0	0- 0	AWAY	0- 3	0- 2	0- 7				
0- 1	0- 0	0- 0	NEUTRAL	0- 0	0- 0	0- 1				
1- 9	0- 0	0- 0	NON-CONFERENCE	0- 2	0- 1	1- 6				
1- 4	0- 0	0- 0	HOME	0- 0	0- 0	1- 4				
0- 4	0- 0	0- 0	AWAY	0- 2	0- 1	0- 1				
0- 1	0- 0	0- 0	NEUTRAL	0- 0	0- 0	0- 1				
2- 15	0- 0	0- 0	CONFERENCE	0- 2	0- 2	2- 11				
2- 7	0- 0	0- 0	HOME	0- 1	0- 1	2- 5				
0- 8	0- 0	0- 0	AWAY	0- 1	0- 1	0- 6				
0- 0	0- 0	0- 0	NEUTRAL	0- 0	0- 0	0- 0				

RPI 1-25			RPI 26-50			RPI 51-100				RPI 101+			Team's RPI: 339		
RPI	S	Opponent	Score	RPI	S	Opponent	Score	RPI	S	Opponent	Score	RPI	S	Opponent	Score
								59	A	Virginia Tech	39 93	119	A	High Point	47 70
								88	A	Radford	52 81	119	H	High Point	54 65
								88	H	Radford	34 68	124	A	UNCW	33 35
								99	A	VCU	55 84	188	H	UMES	83 71
												190	A	UNC Asheville	55 80
												190	H	UNC Asheville	57 68
												206	H	Campbell	60 66
												207	A	Hampton	40 66
												207	H	Hampton	70 86
												209	N	East Carolina	52 61
												211	H	Eastern Mich.	45 64
												229	H	Saint Francis (PA)	88 91
												247	A	Gardner-Webb	78 80
												247	H	Gardner-Webb	85 79
												267	H	Wofford	72 101
												280	A	Norfolk St.	42 74
												293	A	Winthrop	69 77
												294	H	Charleston So.	74 81
												311	H	Wagner	60 86
												330	A	Presbyterian	66 81
												330	H	Presbyterian	60 64
												337	A	USC Upstate	67 72
												337	H	USC Upstate	80 58
LAST 12 Division I GAMES:															
				330	H	Presbyterian	60 64					247	A	Gardner-Webb	78 80
				119	A	High Point	47 70					119	H	High Point	54 65
				207	H	Hampton	70 86					247	H	Gardner-Webb	85 79
				190	H	UNC Asheville	57 68					206	H	Campbell	60 66
				88	A	Radford	52 81					337	A	USC Upstate	67 72
				337	H	USC Upstate	80 58					190	A	UNC Asheville	55 80

Non-Div I Games:

Longwood

■ Loss,
 ■ Non-Conf,
 ■ S Site,
 ■ Home
 ■ A Away
 N Neutral

Louisiana

Through Games Of March 2, 2019

Average RPI Win:	252	WON-LOST	WINNING	LAST 10	STRENGTH OF	OPP. STRENGTH	TEAM	ADJ.	CONF.	ADJ CONF.
Average RPI Loss:	140	RECORD	PCT. RANK	GAMES	SCHEDULE	OF SCHEDULE	RPI	RPI	RPI	RPI
DIV. I ONLY	7- 19	290	0- 1	136	176	262	262	12	12	
DIV. I NON-CONF.	2- 8	293	0- 0	123	197	258	258	14	14	
TOTALS	RPI 1-25	RPI 26-50	W-L RECORDS	RPI 51-100	RPI 101-150	RPI 150+				
7- 19	0- 1	0- 2	OVERALL	0- 4	2- 3	5- 9				
5- 6	0- 0	0- 1	HOME	0- 2	2- 0	3- 3				
2- 12	0- 1	0- 1	AWAY	0- 2	0- 3	2- 5				
0- 1	0- 0	0- 0	NEUTRAL	0- 0	0- 0	0- 1				
2- 8	0- 1	0- 2	NON-CONFERENCE	0- 1	0- 0	2- 4				
1- 3	0- 0	0- 1	HOME	0- 1	0- 0	1- 1				
1- 4	0- 1	0- 1	AWAY	0- 0	0- 0	1- 2				
0- 1	0- 0	0- 0	NEUTRAL	0- 0	0- 0	0- 1				
5- 11	0- 0	0- 0	CONFERENCE	0- 3	2- 3	3- 5				
4- 3	0- 0	0- 0	HOME	0- 1	2- 0	2- 2				
1- 8	0- 0	0- 0	AWAY	0- 2	0- 3	1- 3				
0- 0	0- 0	0- 0	NEUTRAL	0- 0	0- 0	0- 0				

RPI 1-25				RPI 26-50				RPI 51-100				RPI 101+				Team's RPI: 262
RPI	S	Opponent	Score	RPI	S	Opponent	Score	RPI	S	Opponent	Score	RPI	S	Opponent	Score	
9	A	Mississippi St.	36 104	49	H	Lamar University	77 79	64	H	LSU	54 76	108	A	South Alabama	60 83	
				50	A	Auburn	59 71	71	A	Little Rock	48 62	132	A	Georgia St.	71 74	
								76	H	UT Arlington	61 76	132	H	Georgia St.	57 54	
								93	A	Troy	64 90	150	A	Appalachian St.	69 83	
												150	H	Appalachian St.	73 55	
												163	H	Texas St.	65 71	
												174	A	Coastal Caro.	62 67	
												174	H	Coastal Caro.	58 76	
												183	A	Arkansas St.	75 87	
												184	H	Sam Houston St.	62 68	
												214	A	Ole Miss	57 79	
												227	A	UTRGV	60 75	
												256	N	A&M-Corpus Christi	63 64	
												271	H	Jackson St.	68 61	
												287	A	Ga. Southern	71 79	
												287	H	Ga. Southern	59 48	
												305	A	La.-Monroe	55 52	
												305	H	La.-Monroe	52 45	
												317	A	McNeese	70 59	
LAST 12 Division I GAMES:																
150	A	Appalachian St.	69 83	174	H	Coastal Caro.	58 76									
174	A	Coastal Caro.	62 67	150	H	Appalachian St.	73 55									
163	H	Texas St.	65 71	76	H	UT Arlington	61 76									
305	A	La.-Monroe	55 52	93	A	Troy	64 90									
132	A	Georgia St.	71 74	108	A	South Alabama	60 83									
287	A	Ga. Southern	71 79	305	H	La.-Monroe	52 45									

Non-Div I Games: Dillard

69

72

Louisiana

■ Loss,
 ■ Non-Conf,
 ■ S Site,
 ■ Home
 ■ A Away
 N Neutral

2015-16				Through Games of March 17, 2016						
Average RPI Win:	215	WON-LOST	WINNING	LAST 10	STRENGTH OF	OPP. STRENGTH	TEAM	ADJ.	CONF.	ADJ CONF.
Average RPI Loss:	131	RECORD	PCT. RANK	GAMES	SCHEDULE	OF SCHEDULE	RPI	RPI	RPI	RPI
DIV. I ONLY	13- 14	186	1- 0	156	124	167	167	14	14	
DIV. I NON-CONF.	7- 5	132	1- 0	254	77	153	153	17	17	
TOTALS	RPI 1-25	RPI 26-50	W-L RECORDS	RPI 51-100	RPI 101-150	RPI 150+				
13- 14	0- 1	0- 2	OVERALL	1- 4	2- 1	10- 6				
7- 4	0- 0	0- 1	HOME	1- 2	1- 0	5- 1				
5- 9	0- 1	0- 1	AWAY	0- 1	1- 1	4- 5				
1- 1	0- 0	0- 0	NEUTRAL	0- 1	0- 0	1- 0				
7- 5	0- 1	0- 0	NON-CONFERENCE	1- 2	0- 0	6- 2				
3- 1	0- 0	0- 0	HOME	1- 1	0- 0	2- 0				
3- 3	0- 1	0- 0	AWAY	0- 0	0- 0	3- 2				
1- 1	0- 0	0- 0	NEUTRAL	0- 1	0- 0	1- 0				
6- 9	0- 0	0- 2	CONFERENCE	0- 2	2- 1	4- 4				
4- 3	0- 0	0- 1	HOME	0- 1	1- 0	3- 1				
2- 6	0- 0	0- 1	AWAY	0- 1	1- 1	1- 3				
0- 0	0- 0	0- 0	NEUTRAL	0- 0	0- 0	0- 0				

RPI 1-25				RPI 26-50				RPI 51-100				RPI 101+ Team's RPI: 167			
RPI	S	Opponent	Score	RPI	S	Opponent	Score	RPI	S	Opponent	Score	RPI	S	Opponent	Score
16	A	Arizona St.	44 80	29	A	Rice	42 78	62	N	Missouri St.	70 82	103	A	UAB	73 68
				29	H	Rice	51 61	67	A	Middle Tenn.	38 75	115	A	Western Ky.	76 81
								71	H	Little Rock	58 69	117	H	Charlotte	88 51
								89	H	Old Dominion	59 70	151	N	Alabama	79 62
								92	H	Houston	100 88	182	H	North Texas	54 65
												183	A	Arkansas St.	80 70
												187	A	Southern Miss.	70 74
												187	H	Southern Miss.	106 85
												199	A	Marshall	88 90
												214	H	Ole Miss	80 71
												218	A	Memphis	66 50
												232	A	UMKC	70 80
												253	A	Wichita St.	56 70
												274	A	UTEP	74 64
												304	H	Fla. Atlantic	86 55
												308	A	UTSA	68 70
												314	H	Southeastern La.	72 53
												316	H	FIU	90 72
												317	A	McNeese	89 48
LAST 12 Division I GAMES:															
151	N	Alabama	79 62	316	H	FIU	90 72								
29	A	Rice	42 78	304	H	Fla. Atlantic	86 55								
187	A	Southern Miss.	70 74	115	A	Western Ky.	76 81								
308	A	UTSA	68 70	199	A	Marshall	88 90								
274	A	UTEP	74 64	117	H	Charlotte	88 51								
187	H	Southern Miss.	106 85	89	H	Old Dominion	59 70								

Non-Div I Games: LSU-Alexandria 112 70

Louisiana Tech

Loss, Non-Conf, S Site, H Home A Away N Neutral

Louisville

Through Games Of March 2, 2019

2015-2016				Through Games Of March 17, 2015						
Average RPI Win:	85	WON-LOST	WINNING	LAST 10	STRENGTH OF	OPP. STRENGTH	TEAM	ADJ.	CONF.	ADJ CONF.
Average RPI Loss:	10	RECORD	PCT. RANK	GAMES	SCHEDULE	OF SCHEDULE	RPI	RPI	RPI	RPI
DIV. I ONLY	26- 2	3	1- 0	8	4	3	3	1	1	
DIV. I NON-CONF.	13- 0	1	0- 0	14	28	4	4	1	1	
TOTALS	RPI 1-25	RPI 26-50	W-L RECORDS	RPI 51-100	RPI 101-150	RPI 150+				
26- 2	7- 2	3- 0	OVERALL	5- 0	8- 0	3- 0				
14- 1	4- 1	3- 0	HOME	1- 0	4- 0	2- 0				
10- 1	2- 1	0- 0	AWAY	4- 0	3- 0	1- 0				
2- 0	1- 0	0- 0	NEUTRAL	0- 0	1- 0	0- 0				
13- 0	4- 0	1- 0	NON-CONFERENCE	2- 0	3- 0	3- 0				
7- 0	2- 0	1- 0	HOME	1- 0	1- 0	2- 0				
4- 0	1- 0	0- 0	AWAY	1- 0	1- 0	1- 0				
2- 0	1- 0	0- 0	NEUTRAL	0- 0	1- 0	0- 0				
13- 2	3- 2	2- 0	CONFERENCE	3- 0	5- 0	0- 0				
7- 1	2- 1	2- 0	HOME	0- 0	3- 0	0- 0				
6- 1	1- 1	0- 0	AWAY	3- 0	2- 0	0- 0				
0- 0	0- 0	0- 0	NEUTRAL	0- 0	0- 0	0- 0				

RPI	S	Opponent	Score	RPI	S	Opponent	Score	RPI	S	Opponent	Score	RPI	S	Opponent	Score
1	A	Notre Dame	68 82	34	H	North Carolina	73 66	53	A	Clemson	76 44	101	A	Virginia	71 49
6	H	UConn	78 69	44	H	Georgia Tech	61 44	58	A	Boise St.	74 55	101	H	Virginia	91 43
8	H	NC State	92 62	48	H	Miami (OH)	95 73	59	A	Virginia Tech	72 63	112	N	Hartford	86 69
10	H	Syracuse	76 51					81	H	Nebraska	85 68	115	A	Western Ky.	102 80
16	N	Arizona St.	58 56					84	A	Duke	73 51	120	H	Boston College	87 51
19	H	Miami (FL)	73 79									122	H	Pittsburgh	70 42
21	H	Kentucky	80 75									123	H	UT Martin	102 62
23	A	Florida St.	68 49									139	A	Wake Forest	73 49
25	A	Central Mich.	72 68									171	A	Chattanooga	75 49
												237	H	Northern Ky.	92 59
												301	H	Tennessee St.	107 52
LAST 12 Division I GAMES:															
8	H	NC State	92 62	53	A	Clemson	76 44								
120	H	Boston College	87 51	6	H	UConn	78 69								
101	A	Virginia	71 49	122	H	Pittsburgh	70 42								
19	H	Miami (FL)	73 79	23	A	Florida St.	68 49								
59	A	Virginia Tech	72 63	139	A	Wake Forest	73 49								
10	H	Syracuse	76 51	101	H	Virginia	91 43								

Non-Div I Games:

Louisville

■ Loss,
 ■ Non-Conf, S Site,
 ■ Home
 ■ Away
 N Neutral

Loyola Chicago

Through Games Of March 2, 2019

Average RPI Win:	285	WON-LOST	WINNING	LAST 10	STRENGTH OF	OPP. STRENGTH	TEAM	ADJ.	CONF.	ADJ CONF.
Average RPI Loss:	112	RECORD	PCT. RANK	GAMES	SCHEDULE	OF SCHEDULE	RPI	RPI	RPI	RPI
DIV. I ONLY	12- 16	211	0- 1	235	190	242	242	13	13	
DIV. I NON-CONF.	6- 5	143	0- 0	336	275	276	276	15	15	
TOTALS	RPI 1-25	RPI 26-50	W-L RECORDS	RPI 51-100	RPI 101-150	RPI 150+				
12- 16	0- 3	0- 0	OVERALL	0- 5	0- 3	12- 5				
8- 7	0- 2	0- 0	HOME	0- 2	0- 1	8- 2				
4- 9	0- 1	0- 0	AWAY	0- 3	0- 2	4- 3				
0- 0	0- 0	0- 0	NEUTRAL	0- 0	0- 0	0- 0				
6- 5	0- 1	0- 0	NON-CONFERENCE	0- 1	0- 1	6- 2				
4- 2	0- 1	0- 0	HOME	0- 0	0- 0	4- 1				
2- 3	0- 0	0- 0	AWAY	0- 1	0- 1	2- 1				
0- 0	0- 0	0- 0	NEUTRAL	0- 0	0- 0	0- 0				
6- 11	0- 2	0- 0	CONFERENCE	0- 4	0- 2	6- 3				
4- 5	0- 1	0- 0	HOME	0- 2	0- 1	4- 1				
2- 6	0- 1	0- 0	AWAY	0- 2	0- 1	2- 2				
0- 0	0- 0	0- 0	NEUTRAL	0- 0	0- 0	0- 0				

RPI 1-25				RPI 26-50				RPI 51-100				RPI 101+ Team's RPI: 242			
RPI	S	Opponent	Score	RPI	S	Opponent	Score	RPI	S	Opponent	Score	RPI	S	Opponent	Score
22	A	Drake	60 69					62	A	Missouri St.	49 84	118	A	Youngstown St.	63 74
22	H	Drake	55 83					62	H	Missouri St.	58 85	147	A	Southern Ill.	63 74
24	H	DePaul	76 102					83	A	Purdue	41 65	147	H	Southern Ill.	41 64
								94	A	UNI	52 64	157	A	Bradley	59 71
								94	H	UNI	65 71	157	H	Bradley	56 69
												159	A	Illinois St.	52 65
												159	H	Illinois St.	62 59
												215	A	Indiana St.	44 36
												215	H	Indiana St.	56 54
												217	A	Bowling Green	74 88
												232	H	UMKC	74 88
												233	H	SIUE	56 43
												272	A	Western Mich.	64 53
												310	H	Valparaiso	80 54
												329	A	Evansville	71 51
												329	H	Evansville	61 56
												333	H	Detroit Mercy	52 43
												334	H	Purdue Fort Wayne	81 67
												336	A	UIC	75 60
												350	H	Chicago St.	76 40
LAST 12 Division I GAMES:															
157	A	Bradley	59 71	22	H	Drake	55 83								
159	A	Illinois St.	52 65	94	H	UNI	65 71								
62	H	Missouri St.	58 85	157	H	Bradley	56 69								
147	H	Southern Ill.	41 64	159	H	Illinois St.	62 59								
329	A	Evansville	71 51	147	A	Southern Ill.	63 74								
215	A	Indiana St.	44 36	62	A	Missouri St.	49 84								

Non-Div I Games:

Loyola Chicago

■ Loss,
 ■ Non-Conf,
 ■ S Site,
 ■ Home
 ■ A Away
 N Neutral

Loyola Maryland

Through Games Of March 2, 2019

Average RPI Win:	284	WON-LOST	WINNING	LAST 10	STRENGTH OF	OPP. STRENGTH	TEAM	ADJ.	CONF.	ADJ CONF.
Average RPI Loss:	160	RECORD	PCT. RANK	GAMES	SCHEDULE	OF SCHEDULE	RPI	RPI	RPI	RPI
DIV. I ONLY	5- 23	325	0- 1	134	246	289	289	18	18	
DIV. I NON-CONF.	1- 10	330	0- 1	132	245	288	288	21	21	
TOTALS	RPI 1-25	RPI 26-50	W-L RECORDS	RPI 51-100	RPI 101-150	RPI 150+				
5- 23	0- 1	0- 2	OVERALL	0- 3	0- 4	5- 13				
2- 10	0- 0	0- 1	HOME	0- 1	0- 1	2- 7				
3- 12	0- 1	0- 1	AWAY	0- 2	0- 2	3- 6				
0- 1	0- 0	0- 0	NEUTRAL	0- 0	0- 1	0- 0				
1- 10	0- 1	0- 0	NON-CONFERENCE	0- 1	0- 2	1- 6				
0- 3	0- 0	0- 0	HOME	0- 0	0- 0	0- 3				
1- 6	0- 1	0- 0	AWAY	0- 1	0- 1	1- 3				
0- 1	0- 0	0- 0	NEUTRAL	0- 0	0- 1	0- 0				
4- 13	0- 0	0- 2	CONFERENCE	0- 2	0- 2	4- 7				
2- 7	0- 0	0- 1	HOME	0- 1	0- 1	2- 4				
2- 6	0- 0	0- 1	AWAY	0- 1	0- 1	2- 3				
0- 0	0- 0	0- 0	NEUTRAL	0- 0	0- 0	0- 0				

RPI 1-25				RPI 26-50				RPI 51-100				RPI 101+				Team's RPI: 289	
RPI	S	Opponent	Score	RPI	S	Opponent	Score	RPI	S	Opponent	Score	RPI	S	Opponent	Score		
14	A	Maryland	48 83	41	A	Bucknell	55 87	77	A	American	38 82	106	A	Towson	57 62		
				41	H	Bucknell	57 75	77	H	American	56 67	120	N	Boston College	47 73		
								80	A	Georgetown	30 45	138	A	Lehigh	42 51		
												138	H	Lehigh	46 65		
												152	H	Boston U.	62 64		
												154	H	William & Mary	49 65		
												186	A	Holy Cross	60 78		
												186	H	Holy Cross	48 58		
												197	A	Dartmouth	41 54		
												213	A	George Mason	38 70		
												230	A	Monmouth	75 67		
												236	A	Saint Joseph's	46 49		
												239	H	Mt. St. Mary's	67 77		
												249	A	Navy	55 50		
												249	H	Navy	46 58		
												251	A	Colgate	64 73		
												251	H	Colgate	47 58		
												255	H	St. Francis Brooklyn	70 75		
												285	A	Army West Point	57 69		
												285	H	Army West Point	70 51		
												327	A	Lafayette	55 52		
												327	H	Lafayette	62 50		
LAST 12 Division I GAMES:																	
236	A	Saint Joseph's	46 49	77	H	American	56 67	186	H	Holy Cross	48 58	285	H	Army West Point	70 51		
249	A	Navy	55 50	138	H	Lehigh	46 65	138	A	Lehigh	42 51	251	A	Colgate	64 73		
251	H	Colgate	47 58	41	A	Bucknell	55 87	41	H	Bucknell	57 75						
327	A	Lafayette	55 52														

Non-Div I Games:

Loyola Maryland

Loss, Non-Conf, S Site, H Home A Away N Neutral

Loyola Marymount

Through Games Of March 2, 2019

Average RPI Win:	167	WON-LOST	WINNING	LAST 10	STRENGTH OF	OPP. STRENGTH	TEAM	ADJ.	CONF.	ADJ CONF.
Average RPI Loss:	98	RECORD	PCT. RANK	GAMES	SCHEDULE	OF SCHEDULE	RPI	RPI	RPI	RPI
DIV. I ONLY	17- 13	138	1- 0	66	101	100	100	7	7	
DIV. I NON-CONF.	7- 5	132	1- 0	74	193	97	97	7	7	
TOTALS	RPI 1-25	RPI 26-50	W-L RECORDS	RPI 51-100	RPI 101-150	RPI 150+				
17- 13	0- 2	2- 3	OVERALL	4- 2	1- 2	10- 4				
9- 5	0- 1	2- 0	HOME	2- 1	0- 1	5- 2				
8- 5	0- 1	0- 1	AWAY	2- 1	1- 1	5- 1				
0- 3	0- 0	0- 2	NEUTRAL	0- 0	0- 0	0- 1				
7- 5	0- 0	1- 2	NON-CONFERENCE	2- 0	1- 0	3- 3				
4- 1	0- 0	1- 0	HOME	1- 0	0- 0	2- 1				
3- 1	0- 0	0- 0	AWAY	1- 0	1- 0	1- 1				
0- 3	0- 0	0- 2	NEUTRAL	0- 0	0- 0	0- 1				
10- 8	0- 2	1- 1	CONFERENCE	2- 2	0- 2	7- 1				
5- 4	0- 1	1- 0	HOME	1- 1	0- 1	3- 1				
5- 4	0- 1	0- 1	AWAY	1- 1	0- 1	4- 0				
0- 0	0- 0	0- 0	NEUTRAL	0- 0	0- 0	0- 0				

RPI 1-25				RPI 26-50				RPI 51-100 Team's RPI: 100				RPI 101+			
RPI	S	Opponent	Score	RPI	S	Opponent	Score	RPI	S	Opponent	Score	RPI	S	Opponent	Score
13	A	Gonzaga	58 68	30	H	UCLA	69 63	52	A	Saint Mary's (CA)	62 86	105	A	Pepperdine	86 95
13	H	Gonzaga	53 78	33	A	BYU	44 55	52	H	Saint Mary's (CA)	69 56	105	H	Pepperdine	55 73
				33	H	BYU	61 58	79	H	UC Davis	60 53	145	A	CSUN	72 53
				37	N	South Dakota	40 67	86	A	Arizona	66 64	158	A	Denver	75 104
				50	N	Indiana	43 67	97	A	Pacific	72 67	164	A	Santa Clara	69 60
								97	H	Pacific	75 81	164	H	Santa Clara	75 83
												175	A	Portland	70 54
												175	H	Portland	76 58
												189	H	Robert Morris	61 53
												200	N	Grambling	61 62
												243	H	Northern Ariz.	62 63
												250	A	San Francisco	73 66
												250	H	San Francisco	66 58
												269	A	San Diego	69 52
												269	H	San Diego	83 57
												273	H	Long Beach St.	71 62
												297	A	UC Santa Barbara	70 57
LAST 12 Division I GAMES:															
189	H	Robert Morris	61 53	250	A	San Francisco	73 66								
13	A	Gonzaga	58 68	164	A	Santa Clara	69 60								
175	A	Portland	70 54	269	H	San Diego	83 57								
97	H	Pacific	75 81	33	H	BYU	61 58								
52	H	Saint Mary's (CA)	69 56	52	A	Saint Mary's (CA)	62 86								
105	H	Pepperdine	55 73	97	A	Pacific	72 67								

Non-Div I Games:

Loyola Marymount

■ Loss,
 ■ Non-Conf,
 ■ S Site,
 ■ H Home
 ■ A Away
 N Neutral

Average RPI Win: 222		WON-LOST	WINNING	LAST 10	STRENGTH OF	OPP. STRENGTH	TEAM	ADJ.	CONF.	ADJ CONF.
Average RPI Loss: 95		RECORD	PCT. RANK	GAMES	SCHEDULE	OF SCHEDULE	RPI	RPI	RPI	RPI
DIV. I ONLY		22- 7	44	0- 1	140	212	57	57	23	23
DIV. I NON-CONF.		7- 6	153	0- 1	42	71	56	56	25	25
TOTALS	RPI 1-25	RPI 26-50		W-L RECORDS		RPI 51-100	RPI 101-150	RPI 150+		
22- 7	0- 1	1- 0		OVERALL		3- 2	3- 3	15- 1		
10- 1	0- 0	0- 0		HOME		1- 1	2- 0	7- 0		
10- 5	0- 1	1- 0		AWAY		1- 1	1- 3	7- 0		
2- 1	0- 0	0- 0		NEUTRAL		1- 0	0- 0	1- 1		
7- 6	0- 1	1- 0		NON-CONFERENCE		3- 2	0- 2	3- 1		
2- 1	0- 0	0- 0		HOME		1- 1	0- 0	1- 0		
3- 4	0- 1	1- 0		AWAY		1- 1	0- 2	1- 0		
2- 1	0- 0	0- 0		NEUTRAL		1- 0	0- 0	1- 1		
15- 1	0- 0	0- 0		CONFERENCE		0- 0	3- 1	12- 0		
8- 0	0- 0	0- 0		HOME		0- 0	2- 0	6- 0		
7- 1	0- 0	0- 0		AWAY		0- 0	1- 1	6- 0		
0- 0	0- 0	0- 0		NEUTRAL		0- 0	0- 0	0- 0		

RPI 1-25			
RPI	S	Opponent	Score
8	A	NC State	46 84
RPI 26-50			
RPI	S	Opponent	Score
34	A	North Carolina	85 73
RPI 51-100			
RPI	S	Opponent	Score
61	N	Penn	47 46
72	A	Green Bay	39 70
84	H	Duke	63 66
85	H	Toledo	73 59
87	A	Harvard	67 60
Team's RPI: 57			
RPI 101+			
RPI	S	Opponent	Score
107	A	Northeastern	55 63
110	A	Fordham	64 72
112	A	Hartford	46 49
112	H	Hartford	78 58
140	A	Stony Brook	68 54
140	H	Stony Brook	71 61
171	N	Chattanooga	61 66
195	N	N.C. A&T	58 52
244	A	Albany (NY)	67 61
244	H	Albany (NY)	76 65
246	A	Binghamton	67 60
246	H	Binghamton	95 66
278	A	Vermont	63 51
278	H	Vermont	66 45
286	H	Brown	102 96
299	A	Bryant	74 57
307	A	UMBC	58 45
307	H	UMBC	84 44
321	A	New Hampshire	69 45
321	H	New Hampshire	67 46
322	A	UMass Lowell	60 41
322	H	UMass Lowell	79 45
LAST 12 Division I GAMES:			
171	N	Chattanooga	61 66
246	A	Binghamton	67 60
322	A	UMass Lowell	60 41
140	H	Stony Brook	71 61
244	A	Albany (NY)	67 61
112	H	Hartford	78 58
307	A	UMBC	58 45
278	H	Vermont	66 45
321	A	New Hampshire	69 45
322	H	UMass Lowell	79 45
246	H	Binghamton	95 66
140	A	Stony Brook	68 54

Non-Div I Games:

Maine

Loss, Non-Conf, S Site, H Home A Away N Neutral

Average RPI Win: 287	WON-LOST	WINNING	LAST 10	STRENGTH OF	OPP. STRENGTH	TEAM	ADJ.	CONF.	ADJ CONF.
Average RPI Loss: 184	RECORD	PCT. RANK	GAMES	SCHEDULE	OF SCHEDULE	RPI	RPI	RPI	RPI
DIV. I ONLY	11- 18	240	1- 0	218	325	275	275	26	26
DIV. I NON-CONF.	2- 9	297	0- 0	153	348	319	319	27	27
TOTALS	RPI 1-25	RPI 26-50	W-L RECORDS	RPI 51-100	RPI 101-150	RPI 150+			
11- 18	0- 0	0- 2	OVERALL	0- 2	1- 3	10- 11			
7- 9	0- 0	0- 1	HOME	0- 2	0- 2	7- 4			
4- 9	0- 0	0- 1	AWAY	0- 0	1- 1	3- 7			
0- 0	0- 0	0- 0	NEUTRAL	0- 0	0- 0	0- 0			
2- 9	0- 0	0- 0	NON-CONFERENCE	0- 2	0- 2	2- 5			
2- 5	0- 0	0- 0	HOME	0- 2	0- 1	2- 2			
0- 4	0- 0	0- 0	AWAY	0- 0	0- 1	0- 3			
0- 0	0- 0	0- 0	NEUTRAL	0- 0	0- 0	0- 0			
9- 9	0- 0	0- 2	CONFERENCE	0- 0	1- 1	8- 6			
5- 4	0- 0	0- 1	HOME	0- 0	0- 1	5- 2			
4- 5	0- 0	0- 1	AWAY	0- 0	1- 0	3- 4			
0- 0	0- 0	0- 0	NEUTRAL	0- 0	0- 0	0- 0			

RPI S	Opponent	Score	RPI S	Opponent	Score	RPI S	Opponent	Score	RPI S	Opponent	Score	Team's RPI: 275
47	A Quinnipiac	42 59	47	H Quinnipiac	39 64	69	H Wright St.	44 60	110	A Fordham	61 65	
						74	H Drexel	39 53	128	A Marist	69 51	
									128	H Marist	51 62	
									140	H Stony Brook	48 79	
									172	A Rider	60 57	
									172	H Rider	63 73	
									186	A Holy Cross	53 61	
									205	H Sacred Heart	46 74	
									230	A Monmouth	63 71	
									244	A Albany (NY)	54 60	
									255	A St. Francis Brooklyn	65 73	
									265	A Niagara	51 61	
									265	H Niagara	54 58	
									266	A Siena	56 62	
									266	H Siena	52 48	
									281	A Canisius	44 47	
									281	H Canisius	53 33	
									295	H Fairfield	47 41	
									325	A Iona	54 52	
									325	H Iona	55 33	
									327	H Lafayette	60 49	
									333	H Detroit Mercy	56 58	
									343	A Saint Peter's	62 44	
									343	H Saint Peter's	62 46	
									348	H LIU Brooklyn	61 46	
LAST 12 Division I GAMES:												
281	H Canisius	53 33	230	A Monmouth	63 71							
47	A Quinnipiac	42 59	343	A Saint Peter's	62 44							
343	H Saint Peter's	62 46	128	H Marist	51 62							
325	A Iona	54 52	266	H Siena	52 48							
172	A Rider	60 57	295	H Fairfield	47 41							
47	H Quinnipiac	39 64	128	A Marist	69 51							

Non-Div I Games:

Manhattan

■ Loss,
 ■ Non-Conf,
 ■ S Site,
 ■ H Home
 ■ A Away
 N Neutral

M
a
r
i
s
t

M
a
r
i
s
t

Marist

Page 157

Marquette

Through Games Of March 2, 2019

Average RPI Win: 114		WON-LOST	WINNING	LAST 10	STRENGTH OF	OPP. STRENGTH	TEAM	ADJ.	CONF.	ADJ CONF.
Average RPI Loss: 49		RECORD	PCT. RANK	GAMES	SCHEDULE	OF SCHEDULE	RPI	RPI	RPI	RPI
DIV. I ONLY		23- 6	24	1- 0	19	47	12	12	6	6
DIV. I NON-CONF.		9- 3	61	1- 0	18	31	19	19	4	4
TOTALS		RPI 1-25	RPI 26-50		W-L RECORDS		RPI 51-100	RPI 101-150	RPI 150+	
23- 6	2- 3	4- 0		OVERALL		6- 2	6- 1	5- 0		
15- 2	1- 1	3- 0		HOME		4- 1	4- 0	3- 0		
8- 4	1- 2	1- 0		AWAY		2- 1	2- 1	2- 0		
0- 0	0- 0	0- 0		NEUTRAL		0- 0	0- 0	0- 0		
9- 3	0- 3	2- 0		NON-CONFERENCE		2- 0	2- 0	3- 0		
7- 1	0- 1	2- 0		HOME		2- 0	1- 0	2- 0		
2- 2	0- 2	0- 0		AWAY		0- 0	1- 0	1- 0		
0- 0	0- 0	0- 0		NEUTRAL		0- 0	0- 0	0- 0		
14- 3	2- 0	2- 0		CONFERENCE		4- 2	4- 1	2- 0		
8- 1	1- 0	1- 0		HOME		2- 1	3- 0	1- 0		
6- 2	1- 0	1- 0		AWAY		2- 1	1- 1	1- 0		
0- 0	0- 0	0- 0		NEUTRAL		0- 0	0- 0	0- 0		

RPI	S	Opponent	Score	RPI	S	Opponent	Score	RPI	S	Opponent	Score	RPI	S	Opponent	Score
1	H	Notre Dame	63 87	28	H	South Dakota St.	91 52	66	A	Butler	87 58	104	A	St. John's (NY)	74 81
9	A	Mississippi St.	82 87	43	A	Villanova	91 55	66	H	Butler	57 61	104	H	St. John's (NY)	83 73
19	A	Miami (FL)	55 63	43	H	Villanova	93 55	72	H	Green Bay	80 54	114	A	Northwestern	76 57
24	A	DePaul	93 87	46	H	Michigan	85 74	80	A	Georgetown	72 62	121	H	Providence	85 46
24	H	DePaul	96 63					80	H	Georgetown	59 52	137	A	Seton Hall	109 63
								94	H	UNI	102 61	137	H	Seton Hall	96 60
								95	A	Creighton	65 71	148	H	Montana St.	100 52
								95	H	Creighton	85 67	193	A	Xavier	90 44
												193	H	Xavier	79 53
												194	A	Milwaukee	83 74
												246	H	Binghamton	93 40
												336	H	UIC	96 32
LAST 12 Division I GAMES:															
94	H	UNI	102 61	104	A	St. John's (NY)	74 81								
19	A	Miami (FL)	55 63	43	H	Villanova	93 55								
95	A	Creighton	65 71	80	H	Georgetown	59 52								
193	H	Xavier	79 53	24	A	DePaul	93 87								
66	H	Butler	57 61	66	A	Butler	87 58								
137	A	Seton Hall	109 63	193	A	Xavier	90 44								

Non-Div I Games:

Marquette

■ Loss,
 ■ Non-Conf, S Site,
 ■ Home
 ■ Away
 N Neutral

Marshall

Through Games Of March 2, 2019

Average RPI Win:	242	WON-LOST	WINNING	LAST 10	STRENGTH OF	OPP. STRENGTH	TEAM	ADJ.	CONF.	ADJ CONF.
Average RPI Loss:	132	RECORD	PCT. RANK	GAMES	SCHEDULE	OF SCHEDULE	RPI	RPI	RPI	RPI
DIV. I ONLY	14- 13	165	0- 1	279	134	199	199	14	14	
DIV. I NON-CONF.	5- 7	206	0- 0	339	201	325	325	17	17	
TOTALS	RPI 1-25	RPI 26-50	W-L RECORDS	RPI 51-100	RPI 101-150	RPI 150+				
14- 13	0- 0	0- 1	OVERALL	2- 2	1- 6	11- 4				
9- 5	0- 0	0- 1	HOME	1- 0	1- 2	7- 2				
5- 8	0- 0	0- 0	AWAY	1- 2	0- 4	4- 2				
0- 0	0- 0	0- 0	NEUTRAL	0- 0	0- 0	0- 0				
5- 7	0- 0	0- 0	NON-CONFERENCE	0- 1	0- 3	5- 3				
5- 2	0- 0	0- 0	HOME	0- 0	0- 1	5- 1				
0- 5	0- 0	0- 0	AWAY	0- 1	0- 2	0- 2				
0- 0	0- 0	0- 0	NEUTRAL	0- 0	0- 0	0- 0				
9- 6	0- 0	0- 1	CONFERENCE	2- 1	1- 3	6- 1				
4- 3	0- 0	0- 1	HOME	1- 0	1- 1	2- 1				
5- 3	0- 0	0- 0	AWAY	1- 1	0- 2	4- 0				
0- 0	0- 0	0- 0	NEUTRAL	0- 0	0- 0	0- 0				

RPI 1-25				RPI 26-50				RPI 51-100				RPI 101+				Team's RPI: 199	
RPI	S	Opponent	Score	RPI	S	Opponent	Score	RPI	S	Opponent	Score	RPI	S	Opponent	Score		
				29	H	Rice	67 79	53	A	Clemson	54 68	103	A	UAB	59 77		
								67	A	Middle Tenn.	59 53	106	H	Towson	69 76		
								89	A	Old Dominion	53 79	115	A	Western Ky.	55 85		
								89	H	Old Dominion	57 48	115	H	Western Ky.	66 69		
												117	H	Charlotte	63 62		
												147	A	Southern Ill.	49 58		
												150	A	Appalachian St.	52 74		
												167	H	Louisiana Tech	90 88		
												182	H	North Texas	67 55		
												187	H	Southern Miss.	52 64		
												192	A	Wisconsin	49 67		
												215	H	Indiana St.	53 62		
												217	A	Bowling Green	76 99		
												274	A	UTEP	63 60		
												284	H	Cleveland St.	86 64		
												301	H	Tennessee St.	80 59		
												304	A	Fla. Atlantic	72 67		
												308	A	UTSA	79 72		
												315	H	Coppin St.	88 67		
												316	A	FIU	86 58		
												329	H	Evansville	72 65		
												341	H	Delaware St.	75 63		
LAST 12 Division I GAMES:																	
				89	A	Old Dominion	53 79	308	A	UTSA	79 72						
				115	H	Western Ky.	66 69	274	A	UTEP	63 60						
				67	A	Middle Tenn.	59 53	187	H	Southern Miss.	52 64						
				103	A	UAB	59 77	167	H	Louisiana Tech	90 88						
				29	H	Rice	67 79	316	A	FIU	86 58						
				182	H	North Texas	67 55	304	A	Fla. Atlantic	72 67						

Non-Div I Games: Bluefield St. 82 29

Marshall

■ Loss,
 ■ Non-Conf,
 ■ S Site,
 ■ Home
 ■ Away
 N Neutral

Average RPI Win: 134		WON-LOST	WINNING	LAST 10	STRENGTH OF	OPP. STRENGTH	TEAM	ADJ.	CONF.	ADJ CONF.
Average RPI Loss: 24		RECORD	PCT. RANK	GAMES	SCHEDULE	OF SCHEDULE	RPI	RPI	RPI	RPI
DIV. I ONLY		26- 3	6	1- 0	87	42	14	14	4	4
DIV. I NON-CONF.		11- 0	1	0- 0	203	97	24	24	6	6
TOTALS		RPI 1-25	RPI 26-50	W-L RECORDS	RPI 51-100	RPI 101-150	RPI 150+			
26- 3	1- 1		5- 2	OVERALL	6- 0	6- 0	8- 0			
14- 1	0- 0		3- 1	HOME	2- 0	4- 0	5- 0			
10- 2	1- 1		2- 1	AWAY	3- 0	2- 0	2- 0			
2- 0	0- 0		0- 0	NEUTRAL	1- 0	0- 0	1- 0			
11- 0	1- 0		2- 0	NON-CONFERENCE	1- 0	2- 0	5- 0			
6- 0	0- 0		2- 0	HOME	0- 0	1- 0	3- 0			
3- 0	1- 0		0- 0	AWAY	0- 0	1- 0	1- 0			
2- 0	0- 0		0- 0	NEUTRAL	1- 0	0- 0	1- 0			
15- 3	0- 1		3- 2	CONFERENCE	5- 0	4- 0	3- 0			
8- 1	0- 0		1- 1	HOME	2- 0	3- 0	2- 0			
7- 2	0- 1		2- 1	AWAY	3- 0	1- 0	1- 0			
0- 0	0- 0		0- 0	NEUTRAL	0- 0	0- 0	0- 0			

RPI 1-25						Team's RPI:		14	
RPI	S	Opponent	Score						
7	A	Iowa	73	86					
15	A	South Carolina	85	61					

RPI 26-50					
RPI	S	Opponent	Score		
26	A	Rutgers	62	48	
26	H	Rutgers	65	73	
36	H	James Madison	87	63	
40	A	Michigan St.	60	77	
44	H	Georgia Tech	67	54	
46	H	Michigan	83	69	
50	A	Indiana	76	56	

RPI 51-100					
RPI	S	Opponent	Score		
75	A	Ohio St.	70	57	
75	H	Ohio St.	75	69	
81	A	Nebraska	81	63	
81	H	Nebraska	89	63	
83	A	Purdue	58	55	
98	N	Georgia	58	51	

RPI 101+					
RPI	S	Opponent	Score		
102	H	Minnesota	71	69	
114	H	Northwestern	72	57	
116	H	Dayton	82	71	
133	A	Penn St.	77	61	
133	H	Penn St.	79	67	
146	A	Delaware	77	53	
192	H	Wisconsin	75	57	
202	A	George Washington	69	30	
210	A	Illinois	80	66	
210	H	Illinois	71	62	
289	H	Loyola Maryland	83	48	
307	H	UMBC	92	61	
313	N	Morgan St.	68	44	
315	H	Coppin St.	93	36	

LAST 12 Division I GAMES:									
210	H	Illinois	71	62	114	H	Northwestern	72	57
83	A	Purdue	58	55	210	A	Illinois	80	66
102	H	Minnesota	71	69	192	H	Wisconsin	75	57
7	A	Iowa	73	86	50	A	Indiana	76	56
81	H	Nebraska	89	63	75	A	Ohio St.	70	57
26	A	Rutgers	62	48	133	H	Penn St.	79	67

Non-Div I Games:

Maryland

Loss, Non-Conf, S Site, H Home A Away N Neutral

Massachusetts

Through Games Of March 2, 2019

Average RPI Win:	229	WON-LOST	WINNING	LAST 10	STRENGTH OF	OPP. STRENGTH	TEAM	ADJ.	CONF.	ADJ CONF.
Average RPI Loss:	182	RECORD	PCT. RANK	GAMES	SCHEDULE	OF SCHEDULE	RPI	RPI	RPI	RPI
DIV. I ONLY	15- 15	170	1- 0	260	239	216	216	17	17	
DIV. I NON-CONF.	8- 6	138	0- 0	233	331	188	188	16	16	
TOTALS	RPI 1-25	RPI 26-50	W-L RECORDS	RPI 51-100	RPI 101-150	RPI 150+				
15- 15	0- 0	0- 1	OVERALL	0- 1	2- 4	13- 9				
9- 6	0- 0	0- 0	HOME	0- 0	1- 0	8- 6				
5- 8	0- 0	0- 0	AWAY	0- 1	1- 4	4- 3				
1- 1	0- 0	0- 1	NEUTRAL	0- 0	0- 0	1- 0				
8- 6	0- 0	0- 1	NON-CONFERENCE	0- 0	1- 2	7- 3				
5- 2	0- 0	0- 0	HOME	0- 0	0- 0	5- 2				
2- 3	0- 0	0- 0	AWAY	0- 0	1- 2	1- 1				
1- 1	0- 0	0- 1	NEUTRAL	0- 0	0- 0	1- 0				
7- 9	0- 0	0- 0	CONFERENCE	0- 1	1- 2	6- 6				
4- 4	0- 0	0- 0	HOME	0- 0	1- 0	3- 4				
3- 5	0- 0	0- 0	AWAY	0- 1	0- 2	3- 2				
0- 0	0- 0	0- 0	NEUTRAL	0- 0	0- 0	0- 0				

RPI 1-25			RPI 26-50			RPI 51-100			RPI 101+ Team's RPI: 216		
RPI	S	Opponent	Score	RPI	S	Opponent	Score	RPI	S	Opponent	Score
				41	N	Bucknell	58 77	99	A	VCU	48 52
								106	A	Towson	53 78
								107	A	Northeastern	52 53
								110	A	Fordham	64 76
								116	A	Dayton	47 75
								128	A	Marist	70 55
								135	H	Duquesne	69 66
								152	H	Boston U.	66 55
								153	A	Davidson	70 58
								153	H	Davidson	49 64
								178	H	Saint Louis	70 66
								202	H	George Washington	59 66
								205	H	Sacred Heart	78 61
								213	H	George Mason	52 70
								227	H	UTRGV	74 70
								236	A	Saint Joseph's	54 55
								239	H	North Dakota	52 59
								257	H	St. Bonaventure	63 64
								258	A	Rhode Island	57 53
								258	H	Rhode Island	56 34
								266	A	Siena	59 64
								268	A	Richmond	58 62
								268	H	Richmond	64 38
								282	A	La Salle	74 60
								286	A	Brown	90 61
								295	N	Fairfield	59 49
								303	H	Incarnate Word	71 59
LAST 12 Division I GAMES:											
				258	A	Rhode Island	57 53	258	H	Rhode Island	56 34
				268	H	Richmond	64 38	135	H	Duquesne	69 66
				110	A	Fordham	64 76	268	A	Richmond	58 62
				202	H	George Washington	59 66	99	A	VCU	48 52
				153	H	Davidson	49 64	257	H	St. Bonaventure	63 64
				236	A	Saint Joseph's	54 55	153	A	Davidson	70 58

Non-Div I Games:

Massachusetts

■ Loss,
 ■ Non-Conf,
 ■ S Site,
 ■ H Home
 ■ A Away
 N Neutral

RPI	S	Opponent	Score	
312	H	Central Conn. St.	74	59
322	H	UMass Lowell	59	62

M
a
s
s
a
c
h
u
s
e
t
t
s

M
a
s
s
a
c
h
u
s
e
t
t
s

Massachusetts

McNeese

Through Games Of March 2, 2019

Average RPI Win:	296	WON-LOST	WINNING	LAST 10	STRENGTH OF	OPP. STRENGTH	TEAM	ADJ.	CONF.	ADJ CONF.
Average RPI Loss:	189	RECORD	PCT. RANK	GAMES	SCHEDULE	OF SCHEDULE	RPI	RPI	RPI	RPI
DIV. I ONLY	5- 19	315	1- 0	274	299	317	317	25	25	
DIV. I NON-CONF.	0- 8	336	0- 0	98	188	311	311	23	23	
TOTALS	RPI 1-25	RPI 26-50	W-L RECORDS	RPI 51-100	RPI 101-150	RPI 150+				
5- 19	0- 0	0- 3	OVERALL	0- 2	0- 1	5- 13				
2- 9	0- 0	0- 1	HOME	0- 1	0- 0	2- 7				
3- 10	0- 0	0- 2	AWAY	0- 1	0- 1	3- 6				
0- 0	0- 0	0- 0	NEUTRAL	0- 0	0- 0	0- 0				
0- 8	0- 0	0- 2	NON-CONFERENCE	0- 1	0- 1	0- 4				
0- 2	0- 0	0- 0	HOME	0- 0	0- 0	0- 2				
0- 6	0- 0	0- 2	AWAY	0- 1	0- 1	0- 2				
0- 0	0- 0	0- 0	NEUTRAL	0- 0	0- 0	0- 0				
5- 11	0- 0	0- 1	CONFERENCE	0- 1	0- 0	5- 9				
2- 7	0- 0	0- 1	HOME	0- 1	0- 0	2- 5				
3- 4	0- 0	0- 0	AWAY	0- 0	0- 0	3- 4				
0- 0	0- 0	0- 0	NEUTRAL	0- 0	0- 0	0- 0				

RPI S	Opponent	Score	RPI S	Opponent	Score	RPI S	Opponent	Score	RPI S	Opponent	Score	Team's RPI: 317
29	A Rice	65 93	64	A LSU	36 86	103	A UAB	48 91				
32	A Texas	40 96	78	H SFA	48 97	155	A Abilene Christian	52 109				
49	H Lamar University	62 64				167	H Louisiana Tech	48 89				
						170	A Nicholls St.	69 68				
						170	H Nicholls St.	55 78				
						184	H Sam Houston St.	80 93				
						200	A Grambling	51 75				
						262	H Louisiana	59 70				
						276	A Central Ark.	45 76				
						288	A New Orleans	76 88				
						288	H New Orleans	60 64				
						303	H Incarnate Word	66 68				
						305	A La.-Monroe	60 69				
						314	A Southeastern La.	75 70				
						314	H Southeastern La.	62 56				
						318	A Northwestern St.	63 82				
						318	H Northwestern St.	73 89				
						342	A Houston Baptist	72 67				
						342	H Houston Baptist	81 71				
LAST 12 Division I GAMES:												
342	A Houston Baptist	72 67	318	H Northwestern St.	73 89							
170	H Nicholls St.	55 78	184	H Sam Houston St.	80 93							
288	H New Orleans	60 64	49	H Lamar University	62 64							
276	A Central Ark.	45 76	342	H Houston Baptist	81 71							
314	A Southeastern La.	75 70	314	H Southeastern La.	62 56							
78	H SFA	48 97	170	A Nicholls St.	69 68							

Non-Div I Games: LSU-Alexandria 60 68 Southern-N.O. 106 54 Louisiana Col. 86 68

McNeese

Loss, Non-Conf, S Site, H Home A Away N Neutral

Average RPI Win: 218	WON-LOST	WINNING	LAST 10	STRENGTH OF	OPP. STRENGTH	TEAM	ADJ.	CONF.	ADJ CONF.
Average RPI Loss: 141	RECORD	PCT. RANK	GAMES	SCHEDULE	OF SCHEDULE	RPI	RPI	RPI	RPI
DIV. I ONLY	10- 18	253	0- 1	121	157	218	218	9	9
DIV. I NON-CONF.	5- 8	224	0- 0	194	307	269	269	8	8
TOTALS	RPI 1-25	RPI 26-50	W-L RECORDS	RPI 51-100	RPI 101-150	RPI 150+			
10- 18	0- 2	0- 0	OVERALL	0- 5	2- 1	8- 10			
6- 9	0- 1	0- 0	HOME	0- 4	0- 0	6- 4			
3- 9	0- 1	0- 0	AWAY	0- 1	1- 1	2- 6			
1- 0	0- 0	0- 0	NEUTRAL	0- 0	1- 0	0- 0			
5- 8	0- 0	0- 0	NON-CONFERENCE	0- 2	1- 1	4- 5			
4- 4	0- 0	0- 0	HOME	0- 2	0- 0	4- 2			
0- 4	0- 0	0- 0	AWAY	0- 0	0- 1	0- 3			
1- 0	0- 0	0- 0	NEUTRAL	0- 0	1- 0	0- 0			
5- 10	0- 2	0- 0	CONFERENCE	0- 3	1- 0	4- 5			
2- 5	0- 1	0- 0	HOME	0- 2	0- 0	2- 2			
3- 5	0- 1	0- 0	AWAY	0- 1	1- 0	2- 3			
0- 0	0- 0	0- 0	NEUTRAL	0- 0	0- 0	0- 0			

RPI 1-25				RPI 26-50				RPI 51-100				RPI 101+ Team's RPI: 218			
RPI	S	Opponent	Score	RPI	S	Opponent	Score	RPI	S	Opponent	Score	RPI	S	Opponent	Score
6	A	UConn	45 102					71	H	Little Rock	60 63	103	A	UAB	54 85
17	H	UCF	55 68					82	A	Cincinnati	56 80	127	A	South Fla.	47 40
								82	H	Cincinnati	69 89	136	N	Mercer	59 53
								85	H	Toledo	48 58	161	A	Tulane	65 59
								92	H	Houston	57 59	161	H	Tulane	61 62
												162	A	Tulsa	39 46
												162	H	Tulsa	59 56
												167	H	Louisiana Tech	50 66
												174	A	Coastal Caro.	71 90
												183	A	Arkansas St.	66 77
												202	A	George Washington	38 51
												204	A	SMU	48 71
												209	A	East Carolina	59 68
												209	H	East Carolina	58 46
												238	H	Southeast Mo. St.	69 57
												253	A	Wichita St.	71 50
												253	H	Wichita St.	48 57
												271	H	Jackson St.	68 67
												283	H	Samford	53 48
												288	H	New Orleans	59 66
												337	H	N.C. Central	77 56
LAST 12 Division I GAMES:															
204	A	SMU	48 71	253	H	Wichita St.	48 57	162	H	Tulsa	59 56				
92	H	Houston	57 59	161	H	Tulane	61 62	82	A	Cincinnati	56 80				
6	A	UConn	45 102	127	A	South Fla.	47 40	209	H	East Carolina	58 46				
161	A	Tulane	65 59												
82	H	Cincinnati	69 89												
209	A	East Carolina	59 68												

Non-Div I Games:

Memphis

■ Loss,
 ■ Non-Conf,
 ■ S Site,
 ■ Home
 ■ Away
 N Neutral

Average RPI Win: 243	WON-LOST	WINNING	LAST 10	STRENGTH OF	OPP. STRENGTH	TEAM	ADJ.	CONF.	ADJ CONF.
Average RPI Loss: 138	RECORD	PCT. RANK	GAMES	SCHEDULE	OF SCHEDULE	RPI	RPI	RPI	RPI
DIV. I ONLY	22- 7	44	1- 0	322	179	136	136	27	27
DIV. I NON-CONF.	8- 7	160	0- 0	264	79	193	193	24	24
TOTALS	RPI 1-25	RPI 26-50	W-L RECORDS	RPI 51-100	RPI 101-150	RPI 150+			
22- 7	0- 2	0- 0	OVERALL	0- 1	1- 1	21- 3			
11- 3	0- 2	0- 0	HOME	0- 0	1- 0	10- 1			
10- 3	0- 0	0- 0	AWAY	0- 1	0- 1	10- 1			
1- 1	0- 0	0- 0	NEUTRAL	0- 0	0- 0	1- 1			
8- 7	0- 2	0- 0	NON-CONFERENCE	0- 1	1- 1	7- 3			
4- 3	0- 2	0- 0	HOME	0- 0	1- 0	3- 1			
3- 3	0- 0	0- 0	AWAY	0- 1	0- 1	3- 1			
1- 1	0- 0	0- 0	NEUTRAL	0- 0	0- 0	1- 1			
14- 0	0- 0	0- 0	CONFERENCE	0- 0	0- 0	14- 0			
7- 0	0- 0	0- 0	HOME	0- 0	0- 0	7- 0			
7- 0	0- 0	0- 0	AWAY	0- 0	0- 0	7- 0			
0- 0	0- 0	0- 0	NEUTRAL	0- 0	0- 0	0- 0			

RPI 1-25				RPI 26-50				RPI 51-100				RPI 101+ Team's RPI: 136			
RPI	S	Opponent	Score	RPI	S	Opponent	Score	RPI	S	Opponent	Score	RPI	S	Opponent	Score
17	H	UCF	42 76					98	A	Georgia	60 67	117	H	Charlotte	57 40
23	H	Florida St.	56 57									139	A	Wake Forest	54 69
												171	A	Chattanooga	62 56
												171	H	Chattanooga	65 58
												190	H	UNC Asheville	61 47
												201	A	Furman	75 60
												201	H	Furman	66 62
												202	A	George Washington	61 53
												217	N	Bowling Green	76 63
												218	N	Memphis	53 59
												219	A	Howard	85 70
												225	H	Florida	92 82
												228	A	Jacksonville	66 71
												231	A	ETSU	83 77
												231	H	ETSU	64 41
												245	H	Columbia	68 72
												267	A	Wofford	81 79
												267	H	Wofford	65 59
												283	A	Samford	68 52
												283	H	Samford	76 68
												287	A	Ga. Southern	79 72
												300	H	Kennesaw St.	64 48
												306	A	UNC Greensboro	71 58
												306	H	UNC Greensboro	85 73
												340	A	Western Caro.	69 67
												340	H	Western Caro.	71 55
LAST 12 Division I GAMES:															
267	H	Wofford	65 59	283	A	Samford	68 52								
201	H	Furman	66 62	201	A	Furman	75 60								
171	A	Chattanooga	62 56	267	A	Wofford	81 79								
231	A	ETSU	83 77	231	H	ETSU	64 41								
340	H	Western Caro.	71 55	171	H	Chattanooga	65 58								
306	H	UNC Greensboro	85 73	306	A	UNC Greensboro	71 58								

Non-Div I Games:

Mercer

■ Loss,
 ■ Non-Conf,
 ■ S Site,
 ■ H Home
 ■ A Away
 N Neutral

Average RPI Win:	118	WON-LOST	WINNING	LAST 10	STRENGTH OF	OPP. STRENGTH	TEAM	ADJ.	CONF.	ADJ CONF.
Average RPI Loss:	42	RECORD	PCT. RANK	GAMES	SCHEDULE	OF SCHEDULE	RPI	RPI	RPI	RPI
DIV. I ONLY	24- 6	22	2- 1	48	7	19	19	1	1	
DIV. I NON-CONF.	12- 3	52	2- 1	144	42	53	53	1	1	
TOTALS	RPI 1-25	RPI 26-50	W-L RECORDS	RPI 51-100	RPI 101-150	RPI 150+				
24- 6	5- 3	2- 0	OVERALL	4- 3	5- 0	8- 0				
16- 2	3- 1	2- 0	HOME	3- 1	3- 0	5- 0				
6- 4	2- 2	0- 0	AWAY	1- 2	2- 0	1- 0				
2- 0	0- 0	0- 0	NEUTRAL	0- 0	0- 0	2- 0				
12- 3	1- 2	0- 0	NON-CONFERENCE	2- 1	1- 0	8- 0				
9- 1	1- 1	0- 0	HOME	2- 0	1- 0	5- 0				
1- 2	0- 1	0- 0	AWAY	0- 1	0- 0	1- 0				
2- 0	0- 0	0- 0	NEUTRAL	0- 0	0- 0	2- 0				
12- 3	4- 1	2- 0	CONFERENCE	2- 2	4- 0	0- 0				
7- 1	2- 0	2- 0	HOME	1- 1	2- 0	0- 0				
5- 2	2- 1	0- 0	AWAY	1- 1	2- 0	0- 0				
0- 0	0- 0	0- 0	NEUTRAL	0- 0	0- 0	0- 0				

RPI	S	Opponent	Score	RPI	S	Opponent	Score	RPI	S	Opponent	Score	RPI	S	Opponent	Score
1	H	Notre Dame	72 65	34	H	North Carolina	76 68	53	H	Clemson	67 76	101	H	Virginia	72 59
3	A	Louisville	79 73	44	H	Georgia Tech	69 56	59	A	Virginia Tech	65 73	112	H	Hartford	75 62
10	A	Syracuse	84 71					59	H	Virginia Tech	68 61	120	H	Boston College	76 73
11	A	Iowa St.	52 75					78	H	SFA	81 60	122	A	Pittsburgh	65 51
12	H	Marquette	63 55					81	H	Nebraska	82 68	139	A	Wake Forest	72 57
23	A	Florida St.	58 62					83	A	Purdue	63 74	151	N	Alabama	101 74
23	H	Florida St.	64 54					84	A	Duke	58 50	165	H	Temple	73 61
25	H	Central Mich.	80 90									169	H	Colorado	73 58
												177	N	Vanderbilt	90 65
												188	H	UMES	71 53
												288	H	New Orleans	78 38
												316	A	FIU	94 43
												345	H	Florida A&M	103 54
LAST 12 Division I GAMES:															
112	H	Hartford	75 62	3	A	Louisville	79 73	122	A	Pittsburgh	65 51	1	H	Notre Dame	72 65
12	H	Marquette	63 55	101	H	Virginia	72 59	23	A	Florida St.	58 62	120	H	Boston College	76 73
11	A	Iowa St.	52 75	44	H	Georgia Tech	69 56	59	A	Virginia Tech	65 73				
23	H	Florida St.	64 54												
59	A	Virginia Tech	65 73												

Non-Div I Games:

Miami (FL)

■ Loss,
■ Non-Conf, S Site,
■ Home
■ Away
N Neutral

Average RPI Win:	186	WON-LOST	WINNING	LAST 10	STRENGTH OF	OPP. STRENGTH	TEAM	ADJ.	CONF.	ADJ CONF.
Average RPI Loss:	102	RECORD	PCT. RANK	GAMES	SCHEDULE	OF SCHEDULE	RPI	RPI	RPI	RPI
DIV. I ONLY	20- 6	38	0- 1	155	107	48	48	8	8	
DIV. I NON-CONF.	8- 2	52	0- 0	325	273	121	121	9	9	
TOTALS	RPI 1-25	RPI 26-50	W-L RECORDS	RPI 51-100	RPI 101-150	RPI 150+				
20- 6	1- 1	1- 2	OVERALL	4- 1	3- 1	11- 1				
9- 1	0- 0	0- 1	HOME	3- 0	2- 0	4- 0				
11- 5	1- 1	1- 1	AWAY	1- 1	1- 1	7- 1				
0- 0	0- 0	0- 0	NEUTRAL	0- 0	0- 0	0- 0				
8- 2	0- 1	0- 0	NON-CONFERENCE	1- 0	1- 0	6- 1				
3- 0	0- 0	0- 0	HOME	1- 0	1- 0	1- 0				
5- 2	0- 1	0- 0	AWAY	0- 0	0- 0	5- 1				
0- 0	0- 0	0- 0	NEUTRAL	0- 0	0- 0	0- 0				
12- 4	1- 0	1- 2	CONFERENCE	3- 1	2- 1	5- 0				
6- 1	0- 0	0- 1	HOME	2- 0	1- 0	3- 0				
6- 3	1- 0	1- 1	AWAY	1- 1	1- 1	2- 0				
0- 0	0- 0	0- 0	NEUTRAL	0- 0	0- 0	0- 0				

RPI 1-25				RPI 26-50				Team's RPI: 48	RPI 51-100				RPI 101+			
RPI	S	Opponent	Score	RPI	S	Opponent	Score		RPI	S	Opponent	Score	RPI	S	Opponent	Score
3	A	Louisville	73 95	31	A	Buffalo	61 86		82	H	Cincinnati	78 65	110	A	Northern Ill.	71 82
25	A	Central Mich.	70 67	31	H	Buffalo	59 66		85	A	Toledo	65 56	110	H	Northern Ill.	70 45
				38	A	Ohio	67 61		85	H	Toledo	65 64	119	H	High Point	68 55
									90	A	Kent St.	58 67	141	A	Akron	67 61
									90	H	Kent St.	79 63	211	H	Eastern Mich.	63 58
													212	A	Jacksonville St.	58 41
													217	A	Bowling Green	82 75
													217	H	Bowling Green	75 62
													222	H	Ball St.	60 57
													272	A	Western Mich.	81 62
													281	A	Canisius	62 59
													310	A	Valparaiso	68 47
													332	H	Eastern Ky.	60 44
													333	A	Detroit Mercy	78 59
													336	A	UIC	65 56
													345	A	Florida A&M	56 57
LAST 12 Division I GAMES:																
31	A	Buffalo	61 86	217	A	Bowling Green	82 75									
90	A	Kent St.	58 67	211	H	Eastern Mich.	63 58									
217	H	Bowling Green	75 62	272	A	Western Mich.	81 62									
85	A	Toledo	65 56	38	A	Ohio	67 61									
141	A	Akron	67 61	90	H	Kent St.	79 63									
110	H	Northern Ill.	70 45	222	H	Ball St.	60 57									

Non-Div I Games: Ohio Dominican 74 29

Miami (OH)

■ Loss,
 ■ Non-Conf, S Site,
 ■ Home
 ■ Away
 N Neutral

Michigan

Through Games Of March 2, 2019

Average RPI Win:	167	WON-LOST	WINNING	LAST 10	STRENGTH OF	OPP. STRENGTH	TEAM	ADJ.	CONF.	ADJ CONF.
Average RPI Loss:	37	RECORD	PCT. RANK	GAMES	SCHEDULE	OF SCHEDULE	RPI	RPI	RPI	RPI
DIV. I ONLY	19- 10	89	1- 1	75	58	46	46	4	4	
DIV. I NON-CONF.	9- 3	61	1- 1	243	138	91	91	6	6	
TOTALS	RPI 1-25	RPI 26-50	W-L RECORDS	RPI 51-100	RPI 101-150	RPI 150+				
19- 10	1- 4	3- 4	OVERALL	2- 2	3- 0	10- 0				
12- 1	1- 0	2- 1	HOME	2- 0	2- 0	5- 0				
5- 8	0- 4	0- 2	AWAY	0- 2	1- 0	4- 0				
2- 1	0- 0	1- 1	NEUTRAL	0- 0	0- 0	1- 0				
9- 3	0- 2	1- 1	NON-CONFERENCE	0- 0	0- 0	8- 0				
5- 0	0- 0	0- 0	HOME	0- 0	0- 0	5- 0				
2- 2	0- 2	0- 0	AWAY	0- 0	0- 0	2- 0				
2- 1	0- 0	1- 1	NEUTRAL	0- 0	0- 0	1- 0				
10- 7	1- 2	2- 3	CONFERENCE	2- 2	3- 0	2- 0				
7- 1	1- 0	2- 1	HOME	2- 0	2- 0	0- 0				
3- 6	0- 2	0- 2	AWAY	0- 2	1- 0	2- 0				
0- 0	0- 0	0- 0	NEUTRAL	0- 0	0- 0	0- 0				

RPI 1-25				RPI 26-50				Team's RPI: 46	RPI 51-100				RPI 101+			
RPI	S	Opponent	Score	RPI	S	Opponent	Score		RPI	S	Opponent	Score	RPI	S	Opponent	Score
7	A	Iowa	61 75	26	H	Rutgers	86 76		75	H	Ohio St.	62 58	102	H	Minnesota	76 60
7	H	Iowa	90 81	27	N	Missouri	70 54		81	A	Nebraska	56 70	114	H	Northwestern	79 78
8	A	NC State	55 66	32	N	Texas	52 69		81	H	Nebraska	67 61	133	A	Penn St.	66 62
12	A	Marquette	74 85	40	A	Michigan St.	64 74		83	A	Purdue	70 71	166	N	Washington	80 73
14	A	Maryland	69 83	40	H	Michigan St.	73 77						176	H	Southern U.	76 35
				50	A	Indiana	60 70						192	A	Wisconsin	76 70
				50	H	Indiana	67 58						210	A	Illinois	70 56
													239	H	Mt. St. Mary's	88 40
													272	A	Western Mich.	79 42
													309	A	Oakland	85 59
													313	H	Morgan St.	70 47
													333	H	Detroit Mercy	95 62
													348	H	LIU Brooklyn	83 38
LAST 12 Division I GAMES:																
166	N	Washington	80 73	133	A	Penn St.	66 62									
32	N	Texas	52 69	81	H	Nebraska	67 61									
40	A	Michigan St.	64 74	192	A	Wisconsin	76 70									
26	H	Rutgers	86 76	7	H	Iowa	90 81									
210	A	Illinois	70 56	40	H	Michigan St.	73 77									
50	H	Indiana	67 58	50	A	Indiana	60 70									

Non-Div I Games:

Michigan

■ Loss,
 ■ Non-Conf,
 ■ S Site,
 ■ H Home
 ■ A Away
 N Neutral

Average RPI Win: 135		WON-LOST	WINNING	LAST 10	STRENGTH OF	OPP. STRENGTH	TEAM	ADJ.	CONF.	ADJ CONF.
Average RPI Loss: 70		RECORD	PCT. RANK	GAMES	SCHEDULE	OF SCHEDULE	RPI	RPI	RPI	RPI
DIV. I ONLY		19- 9	79	1- 0	55	34	40	40	4	4
DIV. I NON-CONF.		10- 1	17	0- 0	176	50	34	34	6	6
TOTALS	RPI 1-25		RPI 26-50		W-L RECORDS	RPI 51-100	RPI 101-150		RPI 150+	
19- 9	3- 2		3- 2		OVERALL	2- 3	4- 1		7- 1	
15- 1	3- 0		2- 0		HOME	2- 1	3- 0		5- 0	
3- 7	0- 1		1- 2		AWAY	0- 2	1- 1		1- 1	
1- 1	0- 1		0- 0		NEUTRAL	0- 0	0- 0		1- 0	
10- 1	1- 1		0- 0		NON-CONFERENCE	1- 0	2- 0		6- 0	
7- 0	1- 0		0- 0		HOME	1- 0	1- 0		4- 0	
2- 0	0- 0		0- 0		AWAY	0- 0	1- 0		1- 0	
1- 1	0- 1		0- 0		NEUTRAL	0- 0	0- 0		1- 0	
9- 8	2- 1		3- 2		CONFERENCE	1- 3	2- 1		1- 1	
8- 1	2- 0		2- 0		HOME	1- 1	2- 0		1- 0	
1- 7	0- 1		1- 2		AWAY	0- 2	0- 1		0- 1	
0- 0	0- 0		0- 0		NEUTRAL	0- 0	0- 0		0- 0	

RPI 1-25				RPI 26-50		Team's RPI: 40		RPI 51-100				RPI 101+			
RPI	S	Opponent	Score	RPI	S	Opponent	Score	RPI	S	Opponent	Score	RPI	S	Opponent	Score
5	H	Oregon	88 82	26	A	Rutgers	62 76	69	H	Wright St.	84 68	101	H	Virginia	91 66
7	A	Iowa	71 86	46	A	Michigan	77 73	75	A	Ohio St.	55 65	102	H	Minnesota	86 68
7	H	Iowa	84 70	46	H	Michigan	74 64	75	H	Ohio St.	70 77	112	A	Hartford	74 66
8	N	NC State	74 78	50	A	Indiana	64 68	81	A	Nebraska	71 82	114	A	Northwestern	62 70
14	H	Maryland	77 60	50	H	Indiana	77 61	83	H	Purdue	74 66	133	H	Penn St.	57 48

Non-Div I Games:

Michigan St.

■ Loss, ■ Non-Conf, S Site, H Home A Away N Neutral

Middle Tenn.

Through Games Of March 2, 2019

Average RPI Win:	203	WON-LOST	WINNING	LAST 10	STRENGTH OF	OPP. STRENGTH	TEAM	ADJ.	CONF.	ADJ CONF.
Average RPI Loss:	96	RECORD	PCT. RANK	GAMES	SCHEDULE	OF SCHEDULE	RPI	RPI	RPI	RPI
DIV. I ONLY	20- 8	59	0- 1	111	174	67	67	14	14	
DIV. I NON-CONF.	9- 4	85	0- 1	80	216	52	52	17	17	
TOTALS	RPI 1-25	RPI 26-50	W-L RECORDS	RPI 51-100	RPI 101-150	RPI 150+				
20- 8	0- 1	0- 1	OVERALL	1- 2	4- 2	15- 2				
10- 3	0- 0	0- 1	HOME	0- 1	3- 0	7- 1				
8- 5	0- 1	0- 0	AWAY	1- 1	1- 2	6- 1				
2- 0	0- 0	0- 0	NEUTRAL	0- 0	0- 0	2- 0				
9- 4	0- 1	0- 0	NON-CONFERENCE	1- 1	1- 1	7- 1				
4- 1	0- 0	0- 0	HOME	0- 1	1- 0	3- 0				
3- 3	0- 1	0- 0	AWAY	1- 0	0- 1	2- 1				
2- 0	0- 0	0- 0	NEUTRAL	0- 0	0- 0	2- 0				
11- 4	0- 0	0- 1	CONFERENCE	0- 1	3- 1	8- 1				
6- 2	0- 0	0- 1	HOME	0- 0	2- 0	4- 1				
5- 2	0- 0	0- 0	AWAY	0- 1	1- 1	4- 0				
0- 0	0- 0	0- 0	NEUTRAL	0- 0	0- 0	0- 0				

RPI S	Opponent	Score	RPI S	Opponent	Score	RPI S	Opponent	Score	RPI S	Opponent	Score
21	A Kentucky	55 72	29	H Rice	47 60	60	H Belmont	38 45	103	A UAB	72 77
						89	A Old Dominion	65 70	103	H UAB	60 44
						93	A Troy	67 64	110	A Fordham	49 61
									115	H Western Ky.	81 69
									117	A Charlotte	62 55
									132	H Georgia St.	69 54
									160	A Tennessee Tech	64 68
									167	H Louisiana Tech	75 38
									171	N Chattanooga	58 47
									177	H Vanderbilt	65 58
									182	H North Texas	61 46
									187	H Southern Miss.	66 49
									190	H UNC Asheville	67 46
									196	A UNLV	66 62
									197	N Dartmouth	70 58
									199	H Marshall	53 59
									201	A Furman	78 71
									274	A UTEP	79 49
									304	A Fla. Atlantic	74 55
									304	H Fla. Atlantic	74 48
									308	A UTSA	72 52
									316	A FIU	49 43
									331	H Mississippi Val.	101 51
LAST 12 Division I GAMES:											
110	A Fordham	49 61	89	A Old Dominion	65 70						
196	A UNLV	66 62	117	A Charlotte	62 55						
304	H Fla. Atlantic	74 48	103	H UAB	60 44						
103	A UAB	72 77	182	H North Texas	61 46						
199	H Marshall	53 59	29	H Rice	47 60						
115	H Western Ky.	81 69	274	A UTEP	79 49						

Non-Div I Games:

Middle Tenn.

■ Loss,
■ Non-Conf, S Site,
■ Home
■ Away
N Neutral

Milwaukee

Through Games Of March 2, 2019

Average RPI Win:	278	WON-LOST	WINNING	LAST 10	STRENGTH OF	OPP. STRENGTH	TEAM	ADJ.	CONF.	ADJ CONF.
Average RPI Loss:	94	RECORD	PCT. RANK	GAMES	SCHEDULE	OF SCHEDULE	RPI	RPI	RPI	RPI
DIV. I ONLY	15- 14	169	0- 1	257	180	194	194	20	20	
DIV. I NON-CONF.	5- 6	177	0- 0	175	89	181	181	18	18	
TOTALS	RPI 1-25	RPI 26-50	W-L RECORDS	RPI 51-100	RPI 101-150	RPI 150+				
15- 14	0- 2	0- 1	OVERALL	0- 6	2- 3	13- 2				
8- 6	0- 2	0- 0	HOME	0- 2	1- 1	7- 1				
6- 8	0- 0	0- 1	AWAY	0- 4	0- 2	6- 1				
1- 0	0- 0	0- 0	NEUTRAL	0- 0	1- 0	0- 0				
5- 6	0- 2	0- 1	NON-CONFERENCE	0- 2	1- 0	4- 1				
2- 3	0- 2	0- 0	HOME	0- 0	0- 0	2- 1				
2- 3	0- 0	0- 1	AWAY	0- 2	0- 0	2- 0				
1- 0	0- 0	0- 0	NEUTRAL	0- 0	1- 0	0- 0				
10- 8	0- 0	0- 0	CONFERENCE	0- 4	1- 3	9- 1				
6- 3	0- 0	0- 0	HOME	0- 2	1- 1	5- 0				
4- 5	0- 0	0- 0	AWAY	0- 2	0- 2	4- 1				
0- 0	0- 0	0- 0	NEUTRAL	0- 0	0- 0	0- 0				

RPI S	Opponent	Score	RPI S	Opponent	Score	RPI S	Opponent	Score	RPI S	Opponent	Score	Team's RPI: 194
12	H Marquette	74 83	50	A Indiana	66 68	52	A Saint Mary's (CA)	71 73	118	A Youngstown St.	47 67	
23	H Florida St.	62 87				69	A Wright St.	57 61	118	H Youngstown St.	71 68	
						69	H Wright St.	69 73	129	A IUPUI	55 76	
						72	A Green Bay	45 59	129	H IUPUI	66 67	
						72	H Green Bay	62 76	149	N UC Riverside	56 54	
						91	A Fresno St.	48 65	192	H Wisconsin	57 68	
									237	A Northern Ky.	54 55	
									237	H Northern Ky.	59 38	
									239	A North Dakota	64 46	
									245	H Columbia	78 65	
									284	A Cleveland St.	78 60	
									284	H Cleveland St.	59 53	
									309	A Oakland	79 52	
									309	H Oakland	83 53	
									323	A North Dakota St.	57 55	
									333	A Detroit Mercy	62 44	
									333	H Detroit Mercy	59 34	
									334	H Purdue Fort Wayne	70 48	
									336	A UIC	48 37	
									336	H UIC	72 53	
LAST 12 Division I GAMES:												
129	A IUPUI	55 76	237	H Northern Ky.	59 38							
336	A UIC	48 37	69	H Wright St.	69 73							
309	H Oakland	83 53	72	A Green Bay	45 59							
333	H Detroit Mercy	59 34	336	H UIC	72 53							
118	A Youngstown St.	47 67	129	H IUPUI	66 67							
284	A Cleveland St.	78 60	333	A Detroit Mercy	62 44							

Non-Div I Games:

Milwaukee

■ Loss,
 ■ Non-Conf,
 ■ S Site,
 ■ H Home
 ■ A Away
 N Neutral

Minnesota

Through Games Of March 2, 2019

Average RPI Win:	186	WON-LOST	WINNING	LAST 10	STRENGTH OF	OPP. STRENGTH	TEAM	ADJ.	CONF.	ADJ CONF.
Average RPI Loss:	65	RECORD	PCT. RANK	GAMES	SCHEDULE	OF SCHEDULE	RPI	RPI	RPI	RPI
DIV. I ONLY	19- 9	79	0- 1	168	64	102	102	4	4	
DIV. I NON-CONF.	11- 0	1	0- 0	345	152	101	101	6	6	
TOTALS	RPI 1-25	RPI 26-50	W-L RECORDS	RPI 51-100	RPI 101-150	RPI 150+				
19- 9	1- 2	2- 3	OVERALL	1- 3	4- 0	11- 1				
13- 4	1- 1	1- 0	HOME	0- 2	2- 0	9- 1				
6- 5	0- 1	1- 3	AWAY	1- 1	2- 0	2- 0				
0- 0	0- 0	0- 0	NEUTRAL	0- 0	0- 0	0- 0				
11- 0	1- 0	0- 0	NON-CONFERENCE	0- 0	1- 0	9- 0				
9- 0	1- 0	0- 0	HOME	0- 0	0- 0	8- 0				
2- 0	0- 0	0- 0	AWAY	0- 0	1- 0	1- 0				
0- 0	0- 0	0- 0	NEUTRAL	0- 0	0- 0	0- 0				
8- 9	0- 2	2- 3	CONFERENCE	1- 3	3- 0	2- 1				
4- 4	0- 1	1- 0	HOME	0- 2	2- 0	1- 1				
4- 5	0- 1	1- 3	AWAY	1- 1	1- 0	1- 0				
0- 0	0- 0	0- 0	NEUTRAL	0- 0	0- 0	0- 0				

RPI 1-25				RPI 26-50				RPI 51-100				RPI 101+ Team's RPI: 102			
RPI	S	Opponent	Score	RPI	S	Opponent	Score	RPI	S	Opponent	Score	RPI	S	Opponent	Score
7	H	Iowa	63 81	26	A	Rutgers	54 60	75	H	Ohio St.	55 65	114	A	Northwestern	61 54
10	H	Syracuse	72 68	26	H	Rutgers	60 46	81	A	Nebraska	57 63	114	H	Northwestern	73 64
14	A	Maryland	69 71	40	A	Michigan St.	68 86	83	A	Purdue	65 45	120	A	Boston College	77 69
				46	A	Michigan	60 76	83	H	Purdue	53 64	133	H	Penn St.	97 67
				50	A	Indiana	65 61					192	A	Wisconsin	78 50
												192	H	Wisconsin	74 56
												193	A	Xavier	78 53
												203	H	Cornell	65 45
												210	H	Illinois	62 66
												258	H	Rhode Island	91 71
												269	H	San Diego	53 48
												292	H	Air Force	67 50
												303	H	Incarinate Word	75 39
												315	H	Coppin St.	84 52
												321	H	New Hampshire	70 47
												346	H	Ark.-Pine Bluff	84 42
LAST 12 Division I GAMES:															
26	A	Rutgers	54 60	26	H	Rutgers	60 46								
14	A	Maryland	69 71	114	A	Northwestern	61 54								
133	H	Penn St.	97 67	75	H	Ohio St.	55 65								
83	A	Purdue	65 45	83	H	Purdue	53 64								
114	H	Northwestern	73 64	81	A	Nebraska	57 63								
50	A	Indiana	65 61	192	A	Wisconsin	78 50								

Non-Div I Games:

Minnesota

Loss, Non-Conf, S Site, H Home A Away N Neutral

Mississippi St.

Through Games Of March 2, 2019

Average RPI Win:	130	WON-LOST	WINNING	LAST 10	STRENGTH OF	OPP. STRENGTH	TEAM	ADJ.	CONF.	ADJ CONF.
Average RPI Loss:	16	RECORD	PCT. RANK	GAMES	SCHEDULE	OF SCHEDULE	RPI	RPI	RPI	RPI
DIV. I ONLY	26- 2	3	1- 0	56	36	9	9	5	5	
DIV. I NON-CONF.	12- 1	11	0- 0	82	55	14	14	5	5	
TOTALS	RPI 1-25	RPI 26-50	W-L RECORDS	RPI 51-100	RPI 101-150	RPI 150+				
26- 2	4- 1	3- 1	OVERALL	6- 0	1- 0	12- 0				
14- 1	3- 0	1- 1	HOME	3- 0	0- 0	7- 0				
12- 1	1- 1	2- 0	AWAY	3- 0	1- 0	5- 0				
0- 0	0- 0	0- 0	NEUTRAL	0- 0	0- 0	0- 0				
12- 1	1- 1	2- 0	NON-CONFERENCE	1- 0	1- 0	7- 0				
7- 0	1- 0	1- 0	HOME	0- 0	0- 0	5- 0				
5- 1	0- 1	1- 0	AWAY	1- 0	1- 0	2- 0				
0- 0	0- 0	0- 0	NEUTRAL	0- 0	0- 0	0- 0				
14- 1	3- 0	1- 1	CONFERENCE	5- 0	0- 0	5- 0				
7- 1	2- 0	0- 1	HOME	3- 0	0- 0	2- 0				
7- 0	1- 0	1- 0	AWAY	2- 0	0- 0	3- 0				
0- 0	0- 0	0- 0	NEUTRAL	0- 0	0- 0	0- 0				

RPI 1-25				RPI 26-50				RPI 51-100				RPI 101+			
RPI	S	Opponent	Score	RPI	S	Opponent	Score	RPI	S	Opponent	Score	RPI	S	Opponent	Score
5	A	Oregon	74 82	27	H	Missouri	67 75	63	H	Tennessee	91 63	101	A	Virginia	72 44
12	H	Marquette	87 82	32	A	Texas	67 49	64	A	LSU	68 35	151	A	Alabama	65 49
15	H	South Carolina	89 74	49	H	Lamar University	104 53	64	H	LSU	76 56	166	A	Washington	103 56
18	A	Texas A&M	92 64	50	A	Auburn	85 59	71	A	Little Rock	98 63	177	H	Vanderbilt	86 70
21	H	Kentucky	86 71					96	A	Arkansas	93 69	187	A	Southern Miss.	86 42
								98	H	Georgia	80 71	201	H	Furman	106 41
												214	A	Ole Miss	80 66
												214	H	Ole Miss	80 49
												225	A	Florida	90 42
												238	H	Southeast Mo. St.	88 53
												262	H	Louisiana	104 36
												271	H	Jackson St.	105 38
												315	H	Coppin St.	110 38
LAST 12 Division I GAMES:															
64	H	LSU	76 56	151	A	Alabama	65 49								
177	H	Vanderbilt	86 70	64	A	LSU	68 35								
214	A	Ole Miss	80 66	214	H	Ole Miss	80 49								
18	A	Texas A&M	92 64	225	A	Florida	90 42								
27	H	Missouri	67 75	15	H	South Carolina	89 74								
63	H	Tennessee	91 63	50	A	Auburn	85 59								

Non-Div I Games:

Mississippi St.

■ Loss,
■ Non-Conf, S Site,
■ Home
■ Away
N Neutral

Average RPI Win:	269	WON-LOST	WINNING	LAST 10	STRENGTH OF	OPP. STRENGTH	TEAM	ADJ.	CONF.	ADJ CONF.
Average RPI Loss:	211	RECORD	PCT. RANK	GAMES	SCHEDULE	OF SCHEDULE	RPI	RPI	RPI	RPI
DIV. I ONLY	4- 23	333	0- 1	272	345	331	331	29	29	
DIV. I NON-CONF.	1- 10	330	0- 0	76	318	267	267	28	28	
TOTALS	RPI 1-25	RPI 26-50	W-L RECORDS	RPI 51-100	RPI 101-150	RPI 150+				
4- 23	0- 0	0- 1	OVERALL	0- 2	0- 1	4- 19				
1- 7	0- 0	0- 0	HOME	0- 0	0- 0	1- 7				
3- 15	0- 0	0- 1	AWAY	0- 1	0- 1	3- 12				
0- 1	0- 0	0- 0	NEUTRAL	0- 1	0- 0	0- 0				
1- 10	0- 0	0- 1	NON-CONFERENCE	0- 2	0- 1	1- 6				
0- 1	0- 0	0- 0	HOME	0- 0	0- 0	0- 1				
1- 8	0- 0	0- 1	AWAY	0- 1	0- 1	1- 5				
0- 1	0- 0	0- 0	NEUTRAL	0- 1	0- 0	0- 0				
3- 13	0- 0	0- 0	CONFERENCE	0- 0	0- 0	3- 13				
1- 6	0- 0	0- 0	HOME	0- 0	0- 0	1- 6				
2- 7	0- 0	0- 0	AWAY	0- 0	0- 0	2- 7				
0- 0	0- 0	0- 0	NEUTRAL	0- 0	0- 0	0- 0				

RPI S	Opponent	Score	RPI S	Opponent	Score	RPI S	Opponent	Score	RPI S	Opponent	Score	Team's RPI: 331
42	A TCU	47 96	67	A Middle Tenn.	51 101	123	A UT Martin	51 110				
			93	N Troy	54 75	170	A Nicholls St.	47 72				
						176	A Southern U.	67 74				
						176	H Southern U.	46 67				
						179	H North Ala.	72 86				
						183	A Arkansas St.	57 60				
						187	A Southern Miss.	60 67				
						191	A Prairie View	55 91				
						191	H Prairie View	65 75				
						200	A Grambling	54 52				
						204	A SMU	47 62				
						223	A Texas Southern	45 73				
						223	H Texas Southern	50 68				
						259	A Austin Peay	95 89				
						270	A Alabama St.	67 73				
						270	H Alabama St.	64 62				
						271	A Jackson St.	56 87				
						271	H Jackson St.	86 87				
						298	A Alabama A&M	70 78				
						298	H Alabama A&M	60 80				
						305	A La.-Monroe	65 72				
						346	A Ark.-Pine Bluff	62 56				
						351	A Alcorn	63 73				
						351	H Alcorn	80 81				
LAST 12 Division I GAMES:												
271	H	Jackson St.	86	87	298	A	Alabama A&M	70	78			
223	A	Texas Southern	45	73	200	A	Grambling	54	52			
191	A	Prairie View	55	91	271	A	Jackson St.	56	87			
176	H	Southern U.	46	67	223	H	Texas Southern	50	68			
351	H	Alcorn	80	81	191	H	Prairie View	65	75			
270	A	Alabama St.	67	73	176	A	Southern U.	67	74			

Non-Div I Games:

Mississippi Val.

■ Loss,
■ Non-Conf,
■ S Site,
■ H Home
■ A Away
N Neutral

Average RPI Win: 125		WON-LOST	WINNING	LAST 10	STRENGTH OF	OPP. STRENGTH	TEAM	ADJ.	CONF.	ADJ CONF.
Average RPI Loss: 66		RECORD	PCT. RANK	GAMES	SCHEDULE	OF SCHEDULE	RPI	RPI	RPI	RPI
DIV. I ONLY		20- 9	76	1- 0	29	61	27	27	5	5
DIV. I NON-CONF.		11- 3	56	1- 0	65	108	40	40	5	5
TOTALS		RPI 1-25	RPI 26-50		W-L RECORDS		RPI 51-100	RPI 101-150	RPI 150+	
20- 9	2- 2	2- 3		OVERALL		7- 3	0- 0		9- 1	
11- 3	1- 0	1- 1		HOME		3- 2	0- 0		6- 0	
7- 5	1- 2	0- 1		AWAY		3- 1	0- 0		3- 1	
2- 1	0- 0	1- 1		NEUTRAL		1- 0	0- 0		0- 0	
11- 3	0- 0	1- 2		NON-CONFERENCE		3- 1	0- 0		7- 0	
5- 2	0- 0	0- 1		HOME		1- 1	0- 0		4- 0	
4- 0	0- 0	0- 0		AWAY		1- 0	0- 0		3- 0	
2- 1	0- 0	1- 1		NEUTRAL		1- 0	0- 0		0- 0	
9- 6	2- 2	1- 1		CONFERENCE		4- 2	0- 0		2- 1	
6- 1	1- 0	1- 0		HOME		2- 1	0- 0		2- 0	
3- 5	1- 2	0- 1		AWAY		2- 1	0- 0		0- 1	
0- 0	0- 0	0- 0		NEUTRAL		0- 0	0- 0		0- 0	

RPI S	Opponent	Score	RPI S	Opponent	Score	Team's RPI: 27	RPI S	Opponent	Score	RPI S	Opponent	Score
9	A Mississippi St.	75 67	37	H South Dakota	61 74		62	H Missouri St.	65 61	163	H Texas St.	69 50
15	A South Carolina	65 79	46	N Michigan	54 70		63	A Tennessee	66 64	177	H Vanderbilt	69 46
18	H Texas A&M	70 65	47	N Quinnipiac	65 51		63	H Tennessee	60 62	178	A Saint Louis	74 62
21	A Kentucky	41 52	50	A Auburn	54 58		64	A LSU	51 61	183	H Arkansas St.	70 50
			50	H Auburn	74 65		70	A West Virginia	68 51	210	A Illinois	67 45
							72	H Green Bay	49 56	214	H Ole Miss	78 55
							84	N Duke	62 54	225	A Florida	56 58
							96	A Arkansas	73 67	226	A Western Ill.	89 64
							96	H Arkansas	71 53	232	H UMKC	66 59
							98	H Georgia	61 35	233	H SIUE	59 36
LAST 12 Division I GAMES:												
84	N Duke	62 54	177	H Vanderbilt	69 46							
47	N Quinnipiac	65 51	18	H Texas A&M	70 65							
96	A Arkansas	73 67	64	A LSU	51 61							
50	A Auburn	54 58	50	H Auburn	74 65							
63	H Tennessee	60 62	21	A Kentucky	41 52							
9	A Mississippi St.	75 67	15	A South Carolina	65 79							

Non-Div I Games:

Missouri

■ Loss,
 ■ Non-Conf, S Site,
 ■ Home
 ■ Away
 N Neutral

Average RPI Win:	184	WON-LOST	WINNING	LAST 10	STRENGTH OF	OPP. STRENGTH	TEAM	ADJ.	CONF.	ADJ CONF.
Average RPI Loss:	111	RECORD	PCT. RANK	GAMES	SCHEDULE	OF SCHEDULE	RPI	RPI	RPI	RPI
DIV. I ONLY	18- 8	75	1- 0	88	135	62	62	13	13	
DIV. I NON-CONF.	4- 7	228	0- 0	92	43	173	173	15	15	
TOTALS	RPI 1-25	RPI 26-50	W-L RECORDS	RPI 51-100	RPI 101-150	RPI 150+				
18- 8	1- 1	0- 3	OVERALL	3- 0	2- 0	12- 4				
9- 3	0- 1	0- 1	HOME	2- 0	1- 0	6- 1				
7- 5	1- 0	0- 2	AWAY	1- 0	1- 0	4- 3				
2- 0	0- 0	0- 0	NEUTRAL	0- 0	0- 0	2- 0				
4- 7	0- 1	0- 3	NON-CONFERENCE	1- 0	0- 0	3- 3				
2- 2	0- 1	0- 1	HOME	1- 0	0- 0	1- 0				
0- 5	0- 0	0- 2	AWAY	0- 0	0- 0	0- 3				
2- 0	0- 0	0- 0	NEUTRAL	0- 0	0- 0	2- 0				
14- 1	1- 0	0- 0	CONFERENCE	2- 0	2- 0	9- 1				
7- 1	0- 0	0- 0	HOME	1- 0	1- 0	5- 1				
7- 0	1- 0	0- 0	AWAY	1- 0	1- 0	4- 0				
0- 0	0- 0	0- 0	NEUTRAL	0- 0	0- 0	0- 0				

RPI 1-25				RPI 26-50				RPI 51-100				Team's RPI: 62	RPI 101+			
RPI	S	Opponent	Score	RPI	S	Opponent	Score	RPI	S	Opponent	Score		RPI	S	Opponent	Score
13	H	Gonzaga	67 70	27	A	Missouri	61 65	71	H	Little Rock	48 44		147	A	Southern Ill.	70 58
22	A	Drake	85 79	37	H	South Dakota	74 85	94	A	UNI	63 58		147	H	Southern Ill.	66 51
				50	A	Indiana	74 98	94	H	UNI	58 48		157	A	Bradley	68 56
													157	H	Bradley	82 60
													159	A	Illinois St.	59 47
													159	H	Illinois St.	56 60
													164	A	Santa Clara	73 77
													167	N	Louisiana Tech	82 70
													182	A	North Texas	76 83
													215	H	Indiana St.	71 58
													222	H	Ball St.	74 54
													233	N	SIUE	68 65
													242	A	Loyola Chicago	85 58
													242	H	Loyola Chicago	84 49
													253	A	Wichita St.	60 63
													310	A	Valparaiso	77 58
													310	H	Valparaiso	108 63
													329	H	Evansville	88 66
LAST 12 Division I GAMES:																
				94	H	UNI	58 48	94	A	UNI	63 58					
				242	A	Loyola Chicago	85 58	22	A	Drake	85 79					
				310	A	Valparaiso	77 58	310	H	Valparaiso	108 63					
				157	H	Bradley	82 60	242	H	Loyola Chicago	84 49					
				159	H	Illinois St.	56 60	159	A	Illinois St.	59 47					
				147	A	Southern Ill.	70 58	157	A	Bradley	68 56					

Non-Div I Games:

Missouri St.

■ Loss,
■ Non-Conf, S Site,
■ Home
■ Away
N Neutral

[illegible]

Non-Div I Games:

Montana

Through Games Of March 2, 2019

Average RPI Win: 214	WON-LOST	WINNING	LAST 10	STRENGTH OF	OPP. STRENGTH	TEAM	ADJ.	CONF.	ADJ CONF.
Average RPI Loss: 127	RECORD	PCT. RANK	GAMES	SCHEDULE	OF SCHEDULE	RPI	RPI	RPI	RPI
DIV. I ONLY	11- 14	209	1- 0	142	148	181	181	16	16
DIV. I NON-CONF.	4- 4	162	1- 0	40	148	84	84	12	12
TOTALS	RPI 1-25	RPI 26-50	W-L RECORDS	RPI 51-100	RPI 101-150	RPI 150+			
11- 14	0- 1	0- 1	OVERALL	2- 2	2- 6	7- 4			
7- 4	0- 0	0- 1	HOME	2- 0	2- 2	3- 1			
3- 10	0- 1	0- 0	AWAY	0- 2	0- 4	3- 3			
1- 0	0- 0	0- 0	NEUTRAL	0- 0	0- 0	1- 0			
4- 4	0- 1	0- 1	NON-CONFERENCE	1- 1	1- 0	2- 1			
2- 1	0- 0	0- 1	HOME	1- 0	1- 0	0- 0			
1- 3	0- 1	0- 0	AWAY	0- 1	0- 0	1- 1			
1- 0	0- 0	0- 0	NEUTRAL	0- 0	0- 0	1- 0			
7- 10	0- 0	0- 0	CONFERENCE	1- 1	1- 6	5- 3			
5- 3	0- 0	0- 0	HOME	1- 0	1- 2	3- 1			
2- 7	0- 0	0- 0	AWAY	0- 1	0- 4	2- 2			
0- 0	0- 0	0- 0	NEUTRAL	0- 0	0- 0	2- 0			

RPI S	Opponent	Score	RPI S	Opponent	Score	RPI S	Opponent	Score	RPI S	Opponent	Score	Team's RPI: 181
13	A Gonzaga	52 76	37	H South Dakota	41 64	73	A Idaho	68 76	109	A Northern Colo.	61 79	
						73	H Idaho	82 79	109	H Northern Colo.	62 73	
						79	H UC Davis	62 56	110	H Northern Ill.	86 70	
						86	A Arizona	51 100	113	A Idaho St.	34 50	
									113	H Idaho St.	60 59	
									130	A Portland St.	60 78	
									148	A Montana St.	52 74	
									148	H Montana St.	71 75	
									166	A Washington	54 69	
									180	A Eastern Wash.	64 67	
									180	H Eastern Wash.	62 68	
									229	N Saint Francis (PA)	79 77	
									243	H Northern Ariz.	78 62	
									254	A Sacramento St.	88 86	
									279	A Southern Utah	56 71	
									279	H Southern Utah	79 57	
									320	A Weber St.	72 60	
									320	H Weber St.	64 56	
									335	A Grand Canyon	69 47	
LAST 12 Division I GAMES:												
229	N	Saint Francis (PA)	79	77	320	H	Weber St.	64	56			
79	H	UC Davis	62	56	180	A	Eastern Wash.	64	67			
279	A	Southern Utah	56	71	73	A	Idaho	68	76			
109	A	Northern Colo.	61	79	148	A	Montana St.	52	74			
148	H	Montana St.	71	75	320	A	Weber St.	72	60			
113	H	Idaho St.	60	59	113	A	Idaho St.	34	50			

Non-Div I Games: Providence (MT) 90 45

Montana

Loss, Non-Conf, S Site, H Home A Away N Neutral

Montana St.

Through Games Of March 2, 2019

Average RPI Win:	228	WON-LOST	WINNING	LAST 10	STRENGTH OF	OPP. STRENGTH	TEAM	ADJ.	CONF.	ADJ CONF.
Average RPI Loss:	96	RECORD	PCT. RANK	GAMES	SCHEDULE	OF SCHEDULE	RPI	RPI	RPI	RPI
DIV. I ONLY	13- 13	170	1- 0	133	138	148	148	16	16	
DIV. I NON-CONF.	4- 5	190	1- 0	44	74	96	96	12	12	
TOTALS	RPI 1-25	RPI 26-50	W-L RECORDS	RPI 51-100	RPI 101-150	RPI 150+				
13- 13	0- 1	0- 2	OVERALL	0- 4	2- 4	11- 2				
6- 5	0- 0	0- 1	HOME	0- 1	0- 2	6- 1				
6- 8	0- 1	0- 1	AWAY	0- 3	1- 2	5- 1				
1- 0	0- 0	0- 0	NEUTRAL	0- 0	1- 0	0- 0				
4- 5	0- 1	0- 2	NON-CONFERENCE	0- 2	1- 0	3- 0				
2- 1	0- 0	0- 1	HOME	0- 0	0- 0	2- 0				
1- 4	0- 1	0- 1	AWAY	0- 2	0- 0	1- 0				
1- 0	0- 0	0- 0	NEUTRAL	0- 0	1- 0	0- 0				
9- 8	0- 0	0- 0	CONFERENCE	0- 2	1- 4	8- 2				
4- 4	0- 0	0- 0	HOME	0- 1	0- 2	4- 1				
5- 4	0- 0	0- 0	AWAY	0- 1	1- 2	4- 1				
0- 0	0- 0	0- 0	NEUTRAL	0- 0	0- 0	0- 0				

RPI 1-25			RPI 26-50			RPI 51-100			RPI 101+ Team's RPI: 148		
RPI	S	Opponent	Score	RPI	S	Opponent	Score	RPI	S	Opponent	Score
12	A	Marquette	52 100	28	H	South Dakota St.	67 88	56	A	Wyoming	58 66
				42	A	TCU	49 71	73	A	Idaho	65 90
								73	H	Idaho	66 82
								78	A	SFA	53 60
										Northern Colo.	79 66
										Northern Colo.	73 84
										Idaho St.	43 61
										Idaho St.	49 62
										Portland St.	53 55
										Delaware	69 60
										Texas St.	67 59
										Eastern Wash.	61 47
										Eastern Wash.	87 89
										Montana	75 71
										Montana	74 52
										Northern Ariz.	72 76
										Northern Ariz.	80 70
										Sacramento St.	69 53
										Long Beach St.	85 62
										Southern Utah	69 64
										Omaha	59 56
										Weber St.	66 59
										Weber St.	72 59
LAST 12 Division I GAMES:											
163	A	Texas St.	67 59	180	A	Eastern Wash.	61 47				
243	A	Northern Ariz.	72 76	109	H	Northern Colo.	73 84				
181	A	Montana	75 71	181	H	Montana	74 52				
320	H	Weber St.	72 59	113	A	Idaho St.	43 61				
113	H	Idaho St.	49 62	320	A	Weber St.	66 59				
73	A	Idaho	65 90	180	H	Eastern Wash.	87 89				

Non-Div I Games: Carroll (MT) 64 48

Montana St.

Loss, Non-Conf, S Site, H Home A Away N Neutral

Average RPI Win:	252	WON-LOST	WINNING	LAST 10	STRENGTH OF	OPP. STRENGTH	TEAM	ADJ.	CONF.	ADJ CONF.
Average RPI Loss:	151	RECORD	PCT. RANK	GAMES	SCHEDULE	OF SCHEDULE	RPI	RPI	RPI	RPI
DIV. I ONLY	20- 9	76	1- 0	255	277	131	131	22	22	
DIV. I NON-CONF.	7- 4	108	0- 0	223	281	131	131	22	22	
TOTALS	RPI 1-25	RPI 26-50	W-L RECORDS	RPI 51-100	RPI 101-150	RPI 150+				
20- 9	0- 2	0- 0	OVERALL	1- 2	1- 0	18- 5				
11- 3	0- 0	0- 0	HOME	0- 1	1- 0	10- 2				
9- 6	0- 2	0- 0	AWAY	1- 1	0- 0	8- 3				
0- 0	0- 0	0- 0	NEUTRAL	0- 0	0- 0	0- 0				
7- 4	0- 2	0- 0	NON-CONFERENCE	1- 0	0- 0	6- 2				
4- 1	0- 0	0- 0	HOME	0- 0	0- 0	4- 1				
3- 3	0- 2	0- 0	AWAY	1- 0	0- 0	2- 1				
0- 0	0- 0	0- 0	NEUTRAL	0- 0	0- 0	0- 0				
13- 5	0- 0	0- 0	CONFERENCE	0- 2	1- 0	12- 3				
7- 2	0- 0	0- 0	HOME	0- 1	1- 0	6- 1				
6- 3	0- 0	0- 0	AWAY	0- 1	0- 0	6- 2				
0- 0	0- 0	0- 0	NEUTRAL	0- 0	0- 0	0- 0				

RPI 1-25				RPI 26-50				RPI 51-100				RPI 101+ Team's RPI: 131			
RPI	S	Opponent	Score	RPI	S	Opponent	Score	RPI	S	Opponent	Score	RPI	S	Opponent	Score
2	A	Baylor	58 96					60	A	Belmont	50 77	123	H	UT Martin	85 75
21	A	Kentucky	57 87					60	H	Belmont	57 77	160	A	Tennessee Tech	73 70
								88	A	Radford	79 72	160	H	Tennessee Tech	77 56
												195	A	N.C. A&T	72 67
												212	A	Jacksonville St.	57 68
												212	H	Jacksonville St.	66 55
												229	A	Saint Francis (PA)	83 89
												233	A	SIUE	73 67
												238	H	Southeast Mo. St.	82 54
												247	A	Gardner-Webb	84 69
												255	H	St. Francis Brooklyn	94 101
												259	A	Austin Peay	80 81
												259	H	Austin Peay	75 84
												260	A	Murray St.	83 61
												260	H	Murray St.	80 71
												290	A	Eastern Ill.	67 57
												301	A	Tennessee St.	85 62
												301	H	Tennessee St.	71 55
												310	H	Valparaiso	68 62
												328	H	Lipscomb	79 44
												329	H	Evansville	85 63
												332	A	Eastern Ky.	64 61
												332	H	Eastern Ky.	68 52
												350	H	Chicago St.	104 68
LAST 12 Division I GAMES:															
332	A	Eastern Ky.	64 61	60	H	Belmont	57 77								
260	H	Murray St.	80 71	301	H	Tennessee St.	71 55								
160	A	Tennessee Tech	73 70	290	A	Eastern Ill.	67 57								
212	A	Jacksonville St.	57 68	233	A	SIUE	73 67								
332	H	Eastern Ky.	68 52	212	H	Jacksonville St.	66 55								
259	H	Austin Peay	75 84	160	H	Tennessee Tech	77 56								

Non-Div I Games: Alice Lloyd 121 56 Ky. Christian 119 28

Morehead St.

■ Loss,
 ■ Non-Conf,
 ■ S Site,
 ■ Home
 ■ A Away
 N Neutral

Average RPI Win:	321	WON-LOST	WINNING	LAST 10	STRENGTH OF	OPP. STRENGTH	TEAM	ADJ.	CONF.	ADJ CONF.
Average RPI Loss:	197	RECORD	PCT. RANK	GAMES	SCHEDULE	OF SCHEDULE	RPI	RPI	RPI	RPI
DIV. I ONLY	7- 19	290	0- 1	290	346	313	313	32	32	
DIV. I NON-CONF.	1- 11	335	0- 1	157	238	323	323	32	32	
TOTALS	RPI 1-25	RPI 26-50	W-L RECORDS	RPI 51-100	RPI 101-150	RPI 150+				
7- 19	0- 1	0- 1	OVERALL	0- 3	0- 2	7- 12				
4- 6	0- 0	0- 0	HOME	0- 0	0- 0	4- 6				
3- 10	0- 0	0- 1	AWAY	0- 2	0- 2	3- 5				
0- 3	0- 1	0- 0	NEUTRAL	0- 1	0- 0	0- 1				
1- 11	0- 1	0- 1	NON-CONFERENCE	0- 3	0- 2	1- 4				
1- 2	0- 0	0- 0	HOME	0- 0	0- 0	1- 2				
0- 6	0- 0	0- 1	AWAY	0- 2	0- 2	0- 1				
0- 3	0- 1	0- 0	NEUTRAL	0- 1	0- 0	0- 1				
6- 8	0- 0	0- 0	CONFERENCE	0- 0	0- 0	6- 8				
3- 4	0- 0	0- 0	HOME	0- 0	0- 0	3- 4				
3- 4	0- 0	0- 0	AWAY	0- 0	0- 0	3- 4				
0- 0	0- 0	0- 0	NEUTRAL	0- 0	0- 0	0- 0				

RPI S	Opponent	Score	RPI S	Opponent	Score	RPI S	Opponent	Score	RPI S	Opponent	Score	Team's RPI: 313
14 N	Maryland	44 68	46 A	Michigan	47 70	70 A	West Virginia	37 72	112 A	Hartford	59 80	
						78 A	SFA	42 69	115 A	Western Ky.	43 90	
						98 N	Georgia	33 60	188 H	UMES	68 73	
									195 A	N.C. A&T	29 62	
									219 A	Howard	56 79	
									219 H	Howard	62 74	
									224 H	Bethune-Cookman	69 73	
									265 N	Niagara	57 67	
									280 H	Norfolk St.	49 64	
									291 A	South Carolina St.	63 61	
									291 H	South Carolina St.	62 51	
									307 H	UMBC	68 73	
									312 H	Central Conn. St.	36 60	
									315 A	Coppin St.	74 57	
									316 A	FIU	50 59	
									322 H	UMass Lowell	61 49	
									337 A	N.C. Central	65 62	
									341 A	Delaware St.	57 62	
									345 H	Florida A&M	75 71	
									349 A	Savannah St.	35 53	
									349 H	Savannah St.	63 47	
LAST 12 Division I GAMES:												
265 N	Niagara	57 67	315 A	Coppin St.	74 57							
341 A	Delaware St.	57 62	345 H	Florida A&M	75 71							
219 H	Howard	62 74	224 H	Bethune-Cookman	69 73							
280 H	Norfolk St.	49 64	337 A	N.C. Central	65 62							
349 A	Savannah St.	35 53	195 A	N.C. A&T	29 62							
291 A	South Carolina St.	63 61	219 A	Howard	56 79							

Non-Div I Games: Lincoln (PA) 46 51 Washington Adventis60 43

Morgan St.

Loss, Non-Conf, S Site, H Home A Away N Neutral

Average RPI Win:	265	WON-LOST	WINNING	LAST 10	STRENGTH OF	OPP. STRENGTH	TEAM	ADJ.	CONF.	ADJ CONF.
Average RPI Loss:	167	RECORD	PCT. RANK	GAMES	SCHEDULE	OF SCHEDULE	RPI	RPI	RPI	RPI
DIV. I ONLY	11- 16	225	1- 0	270	235	260	260	22	22	
DIV. I NON-CONF.	2- 7	288	0- 0	266	109	318	318	22	22	
TOTALS	RPI 1-25	RPI 26-50	W-L RECORDS	RPI 51-100	RPI 101-150	RPI 150+				
11- 16	0- 1	0- 0	OVERALL	0- 3	1- 4	10- 8				
8- 5	0- 0	0- 0	HOME	0- 1	1- 2	7- 2				
3- 11	0- 1	0- 0	AWAY	0- 2	0- 2	3- 6				
0- 0	0- 0	0- 0	NEUTRAL	0- 0	0- 0	0- 0				
2- 7	0- 1	0- 0	NON-CONFERENCE	0- 2	0- 1	2- 3				
2- 2	0- 0	0- 0	HOME	0- 0	0- 1	2- 1				
0- 5	0- 1	0- 0	AWAY	0- 2	0- 0	0- 2				
0- 0	0- 0	0- 0	NEUTRAL	0- 0	0- 0	0- 0				
9- 9	0- 0	0- 0	CONFERENCE	0- 1	1- 3	8- 5				
6- 3	0- 0	0- 0	HOME	0- 1	1- 1	5- 1				
3- 6	0- 0	0- 0	AWAY	0- 0	0- 2	3- 4				
0- 0	0- 0	0- 0	NEUTRAL	0- 0	0- 0	0- 0				

RPI 1-25				RPI 26-50				RPI 51-100				RPI 101+ Team's RPI: 260			
RPI	S	Opponent	Score	RPI	S	Opponent	Score	RPI	S	Opponent	Score	RPI	S	Opponent	Score
21	A	Kentucky	49 88					60	H	Belmont	58 65	123	A	UT Martin	67 75
								63	A	Tennessee	77 98	123	H	UT Martin	76 73
								66	A	Butler	65 86	131	A	Morehead St.	71 80
												131	H	Morehead St.	61 83
												147	H	Southern Ill.	59 65
												160	A	Tennessee Tech	65 74
												183	A	Arkansas St.	63 74
												210	A	Illinois	52 84
												212	A	Jacksonville St.	64 59
												233	A	SIUE	54 71
												233	H	SIUE	81 75
												238	A	Southeast Mo. St.	64 59
												238	H	Southeast Mo. St.	82 74
												259	A	Austin Peay	56 59
												259	H	Austin Peay	77 72
												290	A	Eastern Ill.	67 75
												290	H	Eastern Ill.	60 51
												298	H	Alabama A&M	53 59
												301	H	Tennessee St.	61 65
												328	H	Lipscomb	97 61
												329	H	Evansville	81 53
												332	A	Eastern Ky.	76 63
												332	H	Eastern Ky.	81 63
LAST 12 Division I GAMES:															
259	H	Austin Peay	77 72	233	H	SIUE	81 75								
131	A	Morehead St.	71 80	290	H	Eastern Ill.	60 51								
238	H	Southeast Mo. St.	82 74	160	A	Tennessee Tech	65 74								
123	H	UT Martin	76 73	212	A	Jacksonville St.	64 59								
259	A	Austin Peay	56 59	301	H	Tennessee St.	61 65								
332	A	Eastern Ky.	76 63	60	H	Belmont	58 65								

Non-Div I Games: Oakland City 113 55 Bethel (TN) 86 50

Murray St.

Loss, Non-Conf, S Site, H Home A Away N Neutral

Average RPI Win:	295	WON-LOST	WINNING	LAST 10	STRENGTH OF	OPP. STRENGTH	TEAM	ADJ.	CONF.	ADJ CONF.
Average RPI Loss:	151	RECORD	PCT. RANK	GAMES	SCHEDULE	OF SCHEDULE	RPI	RPI	RPI	RPI
DIV. I ONLY	17- 9	92	0- 1	339	319	195	195	32	32	
DIV. I NON-CONF.	2- 9	297	0- 1	283	145	302	302	32	32	
TOTALS	RPI 1-25	RPI 26-50	W-L RECORDS	RPI 51-100	RPI 101-150	RPI 150+				
17- 9	0- 0	0- 0	OVERALL	0- 2	0- 4	17- 3				
7- 3	0- 0	0- 0	HOME	0- 1	0- 2	7- 0				
10- 4	0- 0	0- 0	AWAY	0- 0	0- 1	10- 3				
0- 2	0- 0	0- 0	NEUTRAL	0- 1	0- 1	0- 0				
2- 9	0- 0	0- 0	NON-CONFERENCE	0- 2	0- 4	2- 3				
0- 3	0- 0	0- 0	HOME	0- 1	0- 2	0- 0				
2- 4	0- 0	0- 0	AWAY	0- 0	0- 1	2- 3				
0- 2	0- 0	0- 0	NEUTRAL	0- 1	0- 1	0- 0				
15- 0	0- 0	0- 0	CONFERENCE	0- 0	0- 0	15- 0				
7- 0	0- 0	0- 0	HOME	0- 0	0- 0	7- 0				
8- 0	0- 0	0- 0	AWAY	0- 0	0- 0	8- 0				
0- 0	0- 0	0- 0	NEUTRAL	0- 0	0- 0	0- 0				

RPI S	Opponent	Score	RPI S	Opponent	Score	RPI S	Opponent	Score	RPI S	Opponent	Score	Team's RPI: 195
						57 N	Maine	52 58	101 A	Virginia	57 67	
						99 H	VCU	48 54	125 N	Yale	49 59	
									131 H	Morehead St.	67 72	
									141 H	Akron	36 49	
									188 A	UMES	51 49	
									188 H	UMES	70 58	
									219 A	Howard	63 58	
									221 A	Elon	64 73	
									224 A	Bethune-Cookman	72 48	
									231 A	ETSU	56 61	
									249 A	Navy	49 72	
									280 A	Norfolk St.	49 44	
									291 A	South Carolina St.	58 44	
									291 H	South Carolina St.	59 52	
									304 A	Fla. Atlantic	67 65	
									313 H	Morgan St.	62 29	
									315 H	Coppin St.	66 42	
									337 A	N.C. Central	52 49	
									340 A	Western Caro.	69 51	
									341 A	Delaware St.	67 47	
									341 H	Delaware St.	72 49	
									345 A	Florida A&M	56 48	
									345 H	Florida A&M	77 53	
									349 H	Savannah St.	73 69	
LAST 12 Division I GAMES:												
			125 N	Yale	49 59		188 H	UMES	70 58			
			345 H	Florida A&M	77 53		341 H	Delaware St.	72 49			
			349 H	Savannah St.	73 69		224 A	Bethune-Cookman	72 48			
			291 H	South Carolina St.	59 52		345 A	Florida A&M	56 48			
			280 A	Norfolk St.	49 44		337 A	N.C. Central	52 49			
			219 A	Howard	63 58		315 H	Coppin St.	66 42			

Non-Div I Games: Winston-Salem 60 56 Johnson C. Smith 50 53

N.C. A&T

Loss, Non-Conf, S Site, H Home A Away N Neutral

Overall				Through Games Of March 17, 1919						
Average RPI Win:	325	WON-LOST	WINNING	LAST 10	STRENGTH OF	OPP. STRENGTH	TEAM	ADJ.	CONF.	ADJ CONF.
Average RPI Loss:	219	RECORD	PCT. RANK	GAMES	SCHEDULE	OF SCHEDULE	RPI	RPI	RPI	RPI
DIV. I ONLY	7- 20	297	0- 1	338	347	337	337	32	32	
DIV. I NON-CONF.	2- 10	311	0- 0	285	270	340	340	32	32	
TOTALS	RPI 1-25	RPI 26-50	W-L RECORDS	RPI 51-100	RPI 101-150	RPI 150+				
7- 20	0- 1	0- 0	OVERALL	0- 0	0- 3	7- 16				
5- 9	0- 0	0- 0	HOME	0- 0	0- 1	5- 8				
2- 10	0- 1	0- 0	AWAY	0- 0	0- 2	2- 7				
0- 1	0- 0	0- 0	NEUTRAL	0- 0	0- 0	0- 1				
2- 10	0- 1	0- 0	NON-CONFERENCE	0- 0	0- 3	2- 6				
2- 4	0- 0	0- 0	HOME	0- 0	0- 1	2- 3				
0- 5	0- 1	0- 0	AWAY	0- 0	0- 2	0- 2				
0- 1	0- 0	0- 0	NEUTRAL	0- 0	0- 0	0- 1				
5- 10	0- 0	0- 0	CONFERENCE	0- 0	0- 0	5- 10				
3- 5	0- 0	0- 0	HOME	0- 0	0- 0	3- 5				
2- 5	0- 0	0- 0	AWAY	0- 0	0- 0	2- 5				
0- 0	0- 0	0- 0	NEUTRAL	0- 0	0- 0	0- 0				

RPI 1-25			
RPI	S	Opponent	Score
7	A	Iowa	39 106

RPI 26-50			
RPI	S	Opponent	Score

RPI 51-100			
RPI	S	Opponent	Score

RPI 101+			
RPI	S	Opponent	Score
119	A	High Point	69 80
124	H	UNCW	82 89
132	A	Georgia St.	54 65
174	H	Coastal Caro.	66 89
188	A	UMES	49 59
188	H	UMES	61 69
195	H	N.C. A&T	49 52
218	A	Memphis	56 77
219	A	Howard	70 80
221	H	Elon	54 83
224	A	Bethune-Cookman	54 72
224	H	Bethune-Cookman	50 67
267	H	Wofford	66 59
280	A	Norfolk St.	48 62
291	H	South Carolina St.	60 72
293	A	Winthrop	41 66
300	N	Kennesaw St.	54 78
306	H	UNC Greensboro	66 57
313	H	Morgan St.	62 65
315	H	Coppin St.	62 57
337	H	USC Upstate	63 82
341	A	Delaware St.	61 71
341	H	Delaware St.	65 64
345	A	Florida A&M	64 57
349	A	Savannah St.	71 67
349	H	Savannah St.	77 65

Team's RPI: 337			
-----------------	--	--	--

LAST 12 Division I GAMES:			
291	H	South Carolina St.	60 72
349	H	Savannah St.	77 65
219	A	Howard	70 80
280	A	Norfolk St.	48 62
341	H	Delaware St.	65 64
188	H	UMES	61 69
345	A	Florida A&M	64 57
224	A	Bethune-Cookman	54 72
349	A	Savannah St.	71 67
195	H	N.C. A&T	49 52
313	H	Morgan St.	62 65
315	H	Coppin St.	62 57

Non-Div I Games:	Wilberforce	55	49
------------------	-------------	----	----

N.C. Central

■ Loss, ■ Non-Conf, S Site, H Home A Away N Neutral

N
C
S
t
a
t
e

NC State				Through Games Of March 2, 2019						
Average RPI Win:	99	WON-LOST	WINNING	LAST 10	STRENGTH OF	OPP. STRENGTH	TEAM	ADJ.	CONF.	ADJ CONF.
Average RPI Loss:	15	RECORD	PCT. RANK	GAMES	SCHEDULE	OF SCHEDULE	RPI	RPI	RPI	RPI
DIV. I ONLY		24- 4	10	0- 1	23	2	8	8	1	1
DIV. I NON-CONF.		13- 0	1	0- 0	41	39	7	7	1	1
<hr/>										
TOTALS	RPI 1-25		RPI 26-50	W-L RECORDS	RPI 51-100		RPI 101-150		RPI 150+	
24- 4	1- 3		4- 1	OVERALL	9- 0		5- 0		5- 0	
14- 2	0- 1		1- 1	HOME	8- 0		2- 0		3- 0	
8- 2	1- 2		2- 0	AWAY	1- 0		3- 0		1- 0	
2- 0	0- 0		1- 0	NEUTRAL	0- 0		0- 0		1- 0	
13- 0	0- 0		2- 0	NON-CONFERENCE	6- 0		0- 0		5- 0	
9- 0	0- 0		1- 0	HOME	5- 0		0- 0		3- 0	
2- 0	0- 0		0- 0	AWAY	1- 0		0- 0		1- 0	
2- 0	0- 0		1- 0	NEUTRAL	0- 0		0- 0		1- 0	
11- 4	1- 3		2- 1	CONFERENCE	3- 0		5- 0		0- 0	
5- 2	0- 1		0- 1	HOME	3- 0		2- 0		0- 0	
6- 2	1- 2		2- 0	AWAY	0- 0		3- 0		0- 0	
0- 0	0- 0		0- 0	NEUTRAL	0- 0		0- 0		0- 0	
<hr/>										
RPI 1-25		Team's RPI: 8	RPI 26-50		RPI 51-100		RPI 101+			
RPI S	Opponent	Score	RPI S	Opponent	Score	RPI S	Opponent	Score	RPI S	Opponent
1	H Notre Dame	72 95	34	A North Carolina	74 69	53	H Clemson	54 51	101	A Virginia
3	A Louisville	62 92	34	H North Carolina	51 64	57	H Maine	84 46	120	A Boston College
10	A Syracuse	77 73	40	N Michigan St.	78 74	59	H Virginia Tech	70 61	122	H Pittsburgh
23	A Florida St.	70 75	44	A Georgia Tech	68 60	60	H Belmont	77 62	139	A Wake Forest
			46	H Michigan	66 55	80	A Georgetown	76 65	139	H Wake Forest
						84	H Duke	63 51	153	H Davidson
						88	H Radford	75 58	171	A Chattanooga
						89	H Old Dominion	85 56	177	H Vanderbilt
						90	H Kent St.	78 61	202	N George Washington
									207	H Hampton
<hr/>										
LAST 12 Division I GAMES:										
3	A Louisville	62 92	34	H North Carolina	51 64					
34	A North Carolina	74 69	139	A Wake Forest	59 50					
139	H Wake Forest	80 46	44	A Georgia Tech	68 60					
1	H Notre Dame	72 95	53	H Clemson	54 51					
10	A Syracuse	77 73	59	H Virginia Tech	70 61					
23	A Florida St.	70 75	101	A Virginia	66 38					

N
C
S
t
a
t
e

Non-Div I Games:

NC State

Average RPI Win:	316	WON-LOST	WINNING	LAST 10	STRENGTH OF	OPP. STRENGTH	TEAM	ADJ.	CONF.	ADJ CONF.
Average RPI Loss:	192	RECORD	PCT. RANK	GAMES	SCHEDULE	OF SCHEDULE	RPI	RPI	RPI	RPI
DIV. I ONLY	6- 22	311	0- 1	291	304	326	326	24	24	
DIV. I NON-CONF.	3- 10	278	0- 0	286	341	315	315	26	26	
TOTALS	RPI 1-25	RPI 26-50	W-L RECORDS	RPI 51-100	RPI 101-150	RPI 150+				
6- 22	0- 0	0- 0	OVERALL	0- 5	0- 1	6- 16				
3- 10	0- 0	0- 0	HOME	0- 2	0- 1	3- 7				
3- 12	0- 0	0- 0	AWAY	0- 3	0- 0	3- 9				
0- 0	0- 0	0- 0	NEUTRAL	0- 0	0- 0	0- 0				
3- 10	0- 0	0- 0	NON-CONFERENCE	0- 3	0- 1	3- 6				
1- 4	0- 0	0- 0	HOME	0- 1	0- 1	1- 2				
2- 6	0- 0	0- 0	AWAY	0- 2	0- 0	2- 4				
0- 0	0- 0	0- 0	NEUTRAL	0- 0	0- 0	0- 0				
3- 12	0- 0	0- 0	CONFERENCE	0- 2	0- 0	3- 10				
2- 6	0- 0	0- 0	HOME	0- 1	0- 0	2- 5				
1- 6	0- 0	0- 0	AWAY	0- 1	0- 0	1- 5				
0- 0	0- 0	0- 0	NEUTRAL	0- 0	0- 0	0- 0				

RPI S	Opponent	Score	RPI S	Opponent	Score	RPI S	Opponent	Score	RPI S	Opponent	Score	Team's RPI: 326
						61	A Penn	42 85	112	H Hartford	53 84	
						65	A FGCU	42 61	172	A Rider	46 67	
						65	H FGCU	35 67	179	A North Ala.	60 72	
						70	A West Virginia	50 95	179	H North Ala.	54 77	
						90	H Kent St.	40 57	198	A Stetson	48 74	
									198	H Stetson	47 56	
									208	A Liberty	47 58	
									208	H Liberty	39 58	
									219	A Howard	57 77	
									228	A Jacksonville	55 69	
									228	H Jacksonville	56 61	
									238	H Southeast Mo. St.	58 68	
									248	H North Florida	59 78	
									251	A Colgate	71 53	
									278	H Vermont	63 71	
									300	A Kennesaw St.	47 70	
									300	H Kennesaw St.	66 60	
									328	A Lipscomb	69 53	
									328	H Lipscomb	80 67	
									340	H Western Caro.	79 71	
									343	A Saint Peter's	57 70	
									347	A Fairleigh Dickinson	43 64	
									348	A LIU Brooklyn	72 51	
LAST 12 Division I GAMES:												
208	H Liberty	39 58	300	A Kennesaw St.	47 70							
328	A Lipscomb	69 53	208	A Liberty	47 58							
228	A Jacksonville	55 69	65	H FGCU	35 67							
198	H Stetson	47 56	179	H North Ala.	54 77							
248	H North Florida	59 78	198	A Stetson	48 74							
65	A FGCU	42 61	228	H Jacksonville	56 61							

Non-Div I Games:

NJIT

■ Loss,
 ■ Non-Conf,
 ■ S Site,
 ■ H Home
 ■ A Away
 N Neutral

Navy

Average RPI Win: **244**
 Average RPI Loss: **175**

WON-LOST
 RECORD

WINNING
 PCT. RANK

LAST 10
 GAMES

STRENGTH OF
 SCHEDULE

OPP. STRENGTH
 OF SCHEDULE

TEAM
 RPI

ADJ.
 RPI

CONF.
 RPI

ADJ CONF.
 RPI

Through Games Of March 2, 2019

DIV. I ONLY	9- 17	258	0- 1	166	279	249	249	18	18
DIV. I NON-CONF.	4- 5	190	0- 0	131	332	176	176	21	21
TOTALS	RPI 1-25	RPI 26-50	W-L RECORDS	RPI 51-100	RPI 101-150	RPI 150+			
9- 17	0- 0	0- 2	OVERALL	0- 2	0- 3	9- 10			
5- 8	0- 0	0- 1	HOME	0- 2	0- 2	5- 3			
4- 9	0- 0	0- 1	AWAY	0- 0	0- 1	4- 7			
0- 0	0- 0	0- 0	NEUTRAL	0- 0	0- 0	0- 0			
4- 5	0- 0	0- 0	NON-CONFERENCE	0- 1	0- 1	4- 3			
2- 2	0- 0	0- 0	HOME	0- 1	0- 1	2- 0			
2- 3	0- 0	0- 0	AWAY	0- 0	0- 0	2- 3			
0- 0	0- 0	0- 0	NEUTRAL	0- 0	0- 0	0- 0			
5- 12	0- 0	0- 2	CONFERENCE	0- 1	0- 2	5- 7			
3- 6	0- 0	0- 1	HOME	0- 1	0- 1	3- 3			
2- 6	0- 0	0- 1	AWAY	0- 0	0- 1	2- 4			
0- 0	0- 0	0- 0	NEUTRAL	0- 0	0- 0	0- 0			

RPI 1-25				RPI 26-50				RPI 51-100				RPI 101+				Team's RPI: 249
RPI	S	Opponent	Score	RPI	S	Opponent	Score	RPI	S	Opponent	Score	RPI	S	Opponent	Score	
				41	A	Bucknell	48 90	61	H	Penn	61 65	128	H	Marist	48 72	
				41	H	Bucknell	43 77	77	H	American	45 58	138	A	Lehigh	55 66	
												138	H	Lehigh	38 56	
												152	A	Boston U.	55 66	
												152	H	Boston U.	35 49	
												169	A	Colorado	43 59	
												172	A	Rider	66 60	
												186	A	Holy Cross	44 47	
												186	H	Holy Cross	54 47	
												195	H	N.C. A&T	72 49	
												230	A	Monmouth	67 68	
												236	H	Saint Joseph's	49 48	
												251	A	Colgate	62 49	
												251	H	Colgate	67 52	
												280	A	Norfolk St.	58 65	
												285	A	Army West Point	52 55	
												285	H	Army West Point	48 60	
												289	A	Loyola Maryland	58 46	
												289	H	Loyola Maryland	50 55	
												292	A	Air Force	54 47	
												327	A	Lafayette	42 55	
												327	H	Lafayette	65 53	
LAST 12 Division I GAMES:																
				289	H	Loyola Maryland	50 55	251	H	Colgate	67 52					
				41	A	Bucknell	48 90	138	A	Lehigh	55 66					
				152	A	Boston U.	55 66	41	H	Bucknell	43 77					
				327	H	Lafayette	65 53	152	H	Boston U.	35 49					
				285	H	Army West Point	48 60	327	A	Lafayette	42 55					
				186	A	Holy Cross	44 47	285	A	Army West Point	52 55					

Non-Div I Games: Catholic

81 36

Navy

Loss, Non-Conf, S Site, H Home A Away N Neutral

RPI 1-25					
RPI	S	Opponent	Score		
3	A	Louisville	68	85	
7	A	Iowa	71	77	
7	H	Iowa	58	74	
14	A	Maryland	63	89	
14	H	Maryland	63	81	
19	A	Miami (FL)	68	82	
22	H	Drake	77	83	

RPI 26-50					
RPI	S	Opponent	Score		
26	H	Rutgers	56	62	
40	H	Michigan St.	82	71	
46	A	Michigan	61	67	
46	H	Michigan	70	56	
50	H	Indiana	78	82	

Team's RPI: 81 RPI 51-100					
RPI	S	Opponent	Score		
75	A	Ohio St.	78	69	
83	A	Purdue	84	64	
83	H	Purdue	67	61	
88	N	Radford	77	39	
95	A	Creighton	65	74	
96	A	Arkansas	80	84	

RPI 101+					
RPI	S	Opponent	Score		
102	H	Minnesota	63	57	
114	A	Northwestern	71	64	
114	H	Northwestern	54	58	
133	A	Penn St.	79	74	
143	A	Washington St.	84	87	
156	H	Kansas	58	52	
158	H	Denver	96	71	
192	A	Wisconsin	69	70	
210	A	Illinois	77	67	
302	H	San Jose St.	96	63	
337	H	USC Upstate	87	64	

LAST 12 Division I GAMES:					
133	A	Penn St.	79	74	
7	H	Iowa	58	**74**	
114	A	Northwestern	71	64	
40	H	Michigan St.	82	71	
14	A	Maryland	63	**89**	
83	H	Purdue	67	61	
46	A	Michigan	61	**67**	
50	H	Indiana	78	**82**	
83	A	Purdue	84	64	
192	A	Wisconsin	69	**70**	
114	H	Northwestern	54	**58**	
102	H	Minnesota	63	57	

Nebraska

Page 189

Nevada

Through Games Of March 2, 2019

Average RPI Win:	247	WON-LOST	WINNING	LAST 10	STRENGTH OF	OPP. STRENGTH	TEAM	ADJ.	CONF.	ADJ CONF.
Average RPI Loss:	117	RECORD	PCT. RANK	GAMES	SCHEDULE	OF SCHEDULE	RPI	RPI	RPI	RPI
DIV. I ONLY	9- 17	258	0- 1	158	120	241	241	15	15	
DIV. I NON-CONF.	3- 7	256	0- 1	247	92	285	285	13	13	
TOTALS	RPI 1-25	RPI 26-50	W-L RECORDS	RPI 51-100	RPI 101-150	RPI 150+				
9- 17	0- 0	0- 1	OVERALL	1- 8	0- 2	8- 6				
5- 9	0- 0	0- 1	HOME	0- 5	0- 1	5- 2				
4- 6	0- 0	0- 0	AWAY	1- 2	0- 0	3- 4				
0- 2	0- 0	0- 0	NEUTRAL	0- 1	0- 1	0- 0				
3- 7	0- 0	0- 1	NON-CONFERENCE	0- 2	0- 2	3- 2				
2- 4	0- 0	0- 1	HOME	0- 1	0- 1	2- 1				
1- 1	0- 0	0- 0	AWAY	0- 0	0- 0	1- 1				
0- 2	0- 0	0- 0	NEUTRAL	0- 1	0- 1	0- 0				
6- 10	0- 0	0- 0	CONFERENCE	1- 6	0- 0	5- 4				
3- 5	0- 0	0- 0	HOME	0- 4	0- 0	3- 1				
3- 5	0- 0	0- 0	AWAY	1- 2	0- 0	2- 3				
0- 0	0- 0	0- 0	NEUTRAL	0- 0	0- 0	0- 0				

N
e
v
a
d
aN
e
v
a
d
a

RPI S	Opponent	Score	RPI S	Opponent	Score	RPI S	Opponent	Score	RPI S	Opponent	Score	Team's RPI: 241
45	H Southern California	51 72	54	A New Mexico	74 85	110	N Northern Ill.	69 98				
			54	H New Mexico	64 66	144	H Texas Tech	67 86				
			56	H Wyoming	51 55	164	A Santa Clara	48 56				
			58	A Boise St.	65 80	169	H Colorado	52 65				
			58	H Boise St.	74 75	173	A Utah St.	76 79				
			68	H Utah	52 74	173	H Utah St.	59 71				
			79	N UC Davis	68 84	196	A UNLV	58 67				
			91	A Fresno St.	57 41	196	H UNLV	70 62				
			91	H Fresno St.	63 79	235	H Hawaii	79 78				
						252	H San Diego St.	74 69				
						263	A Colorado St.	62 38				
						263	H Colorado St.	68 57				
						273	A Long Beach St.	76 67				
						292	A Air Force	74 79				
						302	A San Jose St.	52 49				
						344	H Seattle U	67 54				
LAST 12 Division I GAMES:												
110	N Northern Ill.	69 98	54	A New Mexico	74 85							
173	H Utah St.	59 71	263	H Colorado St.	68 57							
196	A UNLV	58 67	58	A Boise St.	65 80							
91	A Fresno St.	57 41	196	H UNLV	70 62							
252	H San Diego St.	74 69	263	A Colorado St.	62 38							
56	H Wyoming	51 55	292	A Air Force	74 79							

Non-Div I Games: Stanislaus St. 75 52

Nevada

■ Loss,
 ■ Non-Conf,
 ■ S Site,
 ■ H Home
 ■ A Away
 N Neutral

New Hampshire

Through Games Of March 2, 2019

Average RPI Win:	275	WON-LOST	WINNING	LAST 10	STRENGTH OF	OPP. STRENGTH	TEAM	ADJ.	CONF.	ADJ CONF.
Average RPI Loss:	191	RECORD	PCT. RANK	GAMES	SCHEDULE	OF SCHEDULE	RPI	RPI	RPI	RPI
DIV. I ONLY	5- 23	325	0- 1	241	283	321	321	23	23	
DIV. I NON-CONF.	2- 10	311	0- 0	224	298	327	327	25	25	
TOTALS	RPI 1-25	RPI 26-50	W-L RECORDS	RPI 51-100	RPI 101-150	RPI 150+				
5- 23	0- 0	0- 0	OVERALL	0- 3	0- 7	5- 13				
3- 10	0- 0	0- 0	HOME	0- 2	0- 2	3- 6				
2- 13	0- 0	0- 0	AWAY	0- 1	0- 5	2- 7				
0- 0	0- 0	0- 0	NEUTRAL	0- 0	0- 0	0- 0				
2- 10	0- 0	0- 0	NON-CONFERENCE	0- 1	0- 3	2- 6				
2- 3	0- 0	0- 0	HOME	0- 1	0- 0	2- 2				
0- 7	0- 0	0- 0	AWAY	0- 0	0- 3	0- 4				
0- 0	0- 0	0- 0	NEUTRAL	0- 0	0- 0	0- 0				
3- 13	0- 0	0- 0	CONFERENCE	0- 2	0- 4	3- 7				
1- 7	0- 0	0- 0	HOME	0- 1	0- 2	1- 4				
2- 6	0- 0	0- 0	AWAY	0- 1	0- 2	2- 3				
0- 0	0- 0	0- 0	NEUTRAL	0- 0	0- 0	0- 0				















































RPI S	Opponent	Score	RPI S	Opponent	Score	RPI S	Opponent	Score	RPI S	Opponent	Score	Team's RPI: 321
						55	H Princeton	42 90	102	A Minnesota	47 70	
						57	A Maine	46 67	107	A Northeastern	54 69	
						57	H Maine	45 69	112	A Hartford	49 56	
									112	H Hartford	48 66	
									127	A South Fla.	36 79	
									140	A Stony Brook	37 67	
									140	H Stony Brook	63 82	
									152	A Boston U.	39 60	
									186	H Holy Cross	74 62	
									197	H Dartmouth	42 62	
									205	H Sacred Heart	60 71	
									244	A Albany (NY)	41 59	
									244	H Albany (NY)	53 78	
									246	A Binghamton	54 53	
									246	H Binghamton	62 71	
									278	A Vermont	60 69	
									278	H Vermont	50 51	
									286	A Brown	70 76	
									299	H Bryant	79 74	
									307	A UMBC	62 64	
									307	H UMBC	47 55	
									312	A Central Conn. St.	47 56	
									322	A UMass Lowell	56 53	
									322	H UMass Lowell	54 46	
									323	A North Dakota St.	51 56	
LAST 12 Division I GAMES:												
307	H	UMBC	47	55	322	H	UMass Lowell	54	46			
244	H	Albany (NY)	53	78	57	H	Maine	45	69			
112	A	Hartford	49	56	244	A	Albany (NY)	41	59			
140	A	Stony Brook	37	67	307	A	UMBC	62	64			
278	H	Vermont	50	51	112	H	Hartford	48	66			
246	A	Binghamton	54	53	278	A	Vermont	60	69			

Non-Div I Games: U New England 68 44

New Hampshire


Loss, Non-Conf, S Site, H Home A Away N Neutral

Average RPI Win: 195	WON-LOST	WINNING	LAST 10	STRENGTH OF	OPP. STRENGTH	TEAM	ADJ.	CONF.	ADJ CONF.
Average RPI Loss: 147	RECORD	PCT. RANK	GAMES	SCHEDULE	OF SCHEDULE	RPI	RPI	RPI	RPI
DIV. I ONLY	23- 4	13	1- 0	206	131	54	54	15	15
DIV. I NON-CONF.	10- 1	17	1- 0	69	180	23	23	13	13
TOTALS	RPI 1-25	RPI 26-50	W-L RECORDS	RPI 51-100	RPI 101-150	RPI 150+			
23- 4	0- 0	0- 1	OVERALL	4- 1	4- 0	15- 2			
15- 1	0- 0	0- 1	HOME	2- 0	3- 0	10- 0			
8- 3	0- 0	0- 0	AWAY	2- 1	1- 0	5- 2			
0- 0	0- 0	0- 0	NEUTRAL	0- 0	0- 0	0- 0			
10- 1	0- 0	0- 1	NON-CONFERENCE	2- 0	4- 0	4- 0			
7- 1	0- 0	0- 1	HOME	1- 0	3- 0	3- 0			
3- 0	0- 0	0- 0	AWAY	1- 0	1- 0	1- 0			
0- 0	0- 0	0- 0	NEUTRAL	0- 0	0- 0	0- 0			
13- 3	0- 0	0- 0	CONFERENCE	2- 1	0- 0	11- 2			
8- 0	0- 0	0- 0	HOME	1- 0	0- 0	7- 0			
5- 3	0- 0	0- 0	AWAY	1- 1	0- 0	4- 2			
0- 0	0- 0	0- 0	NEUTRAL	0- 0	0- 0	0- 0			

RPI S	Opponent	Score	RPI S	Opponent	Score	RPI S	Opponent	Score	RPI S	Opponent	Score
			50  Auburn		76  79	56  Wyoming		78 75	112  Hartford		72 65
						78  SFA		74 33	134  Oklahoma		84 80
						91  Fresno St.		70  77	142  New Mexico St.		75 50
						91  Fresno St.		82 73	142  New Mexico St.		83 58
						92  Houston		89 84	163  Texas St.		82 51
									173  Utah St.		68 64
									173  Utah St.		74 56
									196  UNLV		57  66
									196  UNLV		80 77
									241  Nevada		66 64
									241  Nevada		85 74
									243  Northern Ariz.		84 55
									252  San Diego St.		59  61
									252  San Diego St.		70 62
									254  Sacramento St.		85 53
									263  Colorado St.		79 56
									263  Colorado St.		70 58
									274  UTEP		69 51
									292  Air Force		78 57
									302  San Jose St.		79 60
									302  San Jose St.		110 72
LAST 12 Division I GAMES:											
			78  SFA		74 33	91  Fresno St.		70  77			
			112  Hartford		72 65	302  San Jose St.		79 60			
			50  Auburn		76  79	241  Nevada		85 74			
			263  Colorado St.		79 56	252  San Diego St.		59  61			
			302  San Jose St.		110 72	91  Fresno St.		82 73			
			173  Utah St.		74 56	173  Utah St.		68 64			

Non-Div I Games:

New Mexico

 Loss,
  Non-Conf, S Site,
  Home
  Away
 N Neutral

Average RPI Win:	278	WON-LOST	WINNING	LAST 10	STRENGTH OF	OPP. STRENGTH	TEAM	ADJ.	CONF.	ADJ CONF.
Average RPI Loss:	143	RECORD	PCT. RANK	GAMES	SCHEDULE	OF SCHEDULE	RPI	RPI	RPI	RPI
DIV. I ONLY	20- 6	38	1- 0	318	336	142	142	30	30	
DIV. I NON-CONF.	6- 5	143	1- 0	161	320	146	146	30	30	
TOTALS	RPI 1-25	RPI 26-50	W-L RECORDS	RPI 51-100	RPI 101-150	RPI 150+				
20- 6	0- 0	0- 0	OVERALL	0- 2	0- 2	20- 2				
9- 2	0- 0	0- 0	HOME	0- 1	0- 0	9- 1				
10- 3	0- 0	0- 0	AWAY	0- 1	0- 1	10- 1				
1- 1	0- 0	0- 0	NEUTRAL	0- 0	0- 1	1- 0				
6- 5	0- 0	0- 0	NON-CONFERENCE	0- 2	0- 2	6- 1				
1- 2	0- 0	0- 0	HOME	0- 1	0- 0	1- 1				
4- 2	0- 0	0- 0	AWAY	0- 1	0- 1	4- 0				
1- 1	0- 0	0- 0	NEUTRAL	0- 0	0- 1	1- 0				
14- 1	0- 0	0- 0	CONFERENCE	0- 0	0- 0	14- 1				
8- 0	0- 0	0- 0	HOME	0- 0	0- 0	8- 0				
6- 1	0- 0	0- 0	AWAY	0- 0	0- 0	6- 1				
0- 0	0- 0	0- 0	NEUTRAL	0- 0	0- 0	0- 0				

RPI 1-25				RPI 26-50				RPI 51-100				RPI 101+				Team's RPI: 142	
RPI	S	Opponent	Score	RPI	S	Opponent	Score	RPI	S	Opponent	Score	RPI	S	Opponent	Score		
								54	A	New Mexico	58 83	108	N	South Alabama	67 68		
								54	H	New Mexico	50 75	149	A	UC Riverside	64 65		
												155	H	Abilene Christian	46 58		
												158	H	Denver	66 64		
												227	A	UTRGV	70 67		
												227	H	UTRGV	71 63		
												232	A	UMKC	90 86		
												232	H	UMKC	68 61		
												234	H	California Baptist	76 69		
												256	A	A&M-Corpus Christi	67 65		
												264	A	CSU Bakersfield	61 59		
												264	H	CSU Bakersfield	61 48		
												272	A	Western Mich.	66 54		
												274	A	UTEP	69 65		
												277	A	Utah Valley	72 63		
												277	H	Utah Valley	58 52		
												297	A	UC Santa Barbara	81 73		
												335	A	Grand Canyon	51 54		
												335	H	Grand Canyon	81 52		
												344	A	Seattle U	83 72		
												344	H	Seattle U	75 55		
												350	A	Chicago St.	87 66		
												350	H	Chicago St.	77 54		
												351	N	Alcorn	82 64		
LAST 12 Division I GAMES:																	
				351	N	Alcorn	82 64					335	H	Grand Canyon	81 52		
				350	H	Chicago St.	77 54					264	H	CSU Bakersfield	61 48		
				232	H	UMKC	68 61					350	A	Chicago St.	87 66		
				227	A	UTRGV	70 67					232	A	UMKC	90 86		
				344	A	Seattle U	83 72					227	H	UTRGV	71 63		
				277	A	Utah Valley	72 63					277	H	Utah Valley	58 52		

Non-Div I Games: Tex. Permian Basin 70 38 Northern N.M. 101 51

New Mexico St.

Loss, Non-Conf, S Site, H Home A Away N Neutral

Average RPI Win:	295	WON-LOST	WINNING	LAST 10	STRENGTH OF	OPP. STRENGTH	TEAM	ADJ.	CONF.	ADJ CONF.
Average RPI Loss:	177	RECORD	PCT. RANK	GAMES	SCHEDULE	OF SCHEDULE	RPI	RPI	RPI	RPI
DIV. I ONLY	8- 15	257	0- 0	309	257	288	288	25	25	
DIV. I NON-CONF.	1- 5	311	0- 0	163	57	247	247	23	23	
TOTALS	RPI 1-25	RPI 26-50	W-L RECORDS	RPI 51-100	RPI 101-150	RPI 150+				
8- 15	0- 1	0- 2	OVERALL	0- 1	0- 1	8- 10				
4- 5	0- 0	0- 1	HOME	0- 0	0- 0	4- 4				
4- 10	0- 1	0- 1	AWAY	0- 1	0- 1	4- 6				
0- 0	0- 0	0- 0	NEUTRAL	0- 0	0- 0	0- 0				
1- 5	0- 1	0- 1	NON-CONFERENCE	0- 0	0- 1	1- 2				
0- 1	0- 0	0- 0	HOME	0- 0	0- 0	0- 1				
1- 4	0- 1	0- 1	AWAY	0- 0	0- 1	1- 1				
0- 0	0- 0	0- 0	NEUTRAL	0- 0	0- 0	0- 0				
7- 10	0- 0	0- 1	CONFERENCE	0- 1	0- 0	7- 8				
4- 4	0- 0	0- 1	HOME	0- 0	0- 0	4- 3				
3- 6	0- 0	0- 0	AWAY	0- 1	0- 0	3- 5				
0- 0	0- 0	0- 0	NEUTRAL	0- 0	0- 0	0- 0				

RPI 1-25				RPI 26-50				RPI 51-100				RPI 101+ Team's RPI: 288			
RPI	S	Opponent	Score	RPI	S	Opponent	Score	RPI	S	Opponent	Score	RPI	S	Opponent	Score
19	A	Miami (FL)	38 78	29	A	Rice	56 67	78	A	SFA	38 97	122	A	Pittsburgh	38 90
				49	H	Lamar University	57 79					155	H	Abilene Christian	52 59
												170	A	Nicholls St.	58 66
												170	H	Nicholls St.	62 76
												184	A	Sam Houston St.	62 86
												193	A	Xavier	45 61
												218	A	Memphis	66 59
												256	A	A&M-Corpus Christi	51 57
												256	H	A&M-Corpus Christi	56 54
												276	H	Central Ark.	60 62
												303	A	Incarnate Word	69 81
												303	H	Incarnate Word	58 55
												305	H	La.-Monroe	44 57
												314	A	Southeastern La.	61 58
												317	A	McNeese	64 60
												317	H	McNeese	88 76
												318	A	Northwestern St.	67 62
												318	H	Northwestern St.	84 73
												342	A	Houston Baptist	74 83
LAST 12 Division I GAMES:															
170	A	Nicholls St.	58 66	318	H	Northwestern St.	84 73								
184	A	Sam Houston St.	62 86	303	H	Incarnate Word	58 55								
317	A	McNeese	64 60	318	A	Northwestern St.	67 62								
314	A	Southeastern La.	61 58	303	A	Incarnate Word	69 81								
256	H	A&M-Corpus Christi	56 54	276	H	Central Ark.	60 62								
170	H	Nicholls St.	62 76	256	A	A&M-Corpus Christi	51 57								

Non-Div I Games: Dillard 68 59 Centenary (LA) 104 42 Trinity Baptist 93 38

New Orleans

Loss, Non-Conf, S Site, H Home A Away N Neutral

Niagara

Through Games Of March 2, 2019

Average RPI Win:	299	WON-LOST	WINNING	LAST 10	STRENGTH OF	OPP. STRENGTH	TEAM	ADJ.	CONF.	ADJ CONF.
Average RPI Loss:	155	RECORD	PCT. RANK	GAMES	SCHEDULE	OF SCHEDULE	RPI	RPI	RPI	RPI
DIV. I ONLY	12- 18	230	1- 0	261	244	265	265	26	26	
DIV. I NON-CONF.	4- 8	241	1- 0	190	129	253	253	27	27	
TOTALS	RPI 1-25	RPI 26-50	W-L RECORDS	RPI 51-100	RPI 101-150	RPI 150+				
12- 18	0- 2	0- 3	OVERALL	0- 1	0- 3	12- 9				
8- 6	0- 0	0- 1	HOME	0- 0	0- 1	8- 4				
3- 11	0- 2	0- 2	AWAY	0- 1	0- 1	3- 5				
1- 1	0- 0	0- 0	NEUTRAL	0- 0	0- 1	1- 0				
4- 8	0- 2	0- 1	NON-CONFERENCE	0- 1	0- 1	4- 3				
3- 2	0- 0	0- 0	HOME	0- 0	0- 0	3- 2				
0- 5	0- 2	0- 1	AWAY	0- 1	0- 0	0- 1				
1- 1	0- 0	0- 0	NEUTRAL	0- 0	0- 1	1- 0				
8- 10	0- 0	0- 2	CONFERENCE	0- 0	0- 2	8- 6				
5- 4	0- 0	0- 1	HOME	0- 0	0- 1	5- 2				
3- 6	0- 0	0- 1	AWAY	0- 0	0- 1	3- 4				
0- 0	0- 0	0- 0	NEUTRAL	0- 0	0- 0	0- 0				

RPI 1-25				RPI 26-50				RPI 51-100				RPI 101+ Team's RPI: 265			
RPI	S	Opponent	Score	RPI	S	Opponent	Score	RPI	S	Opponent	Score	RPI	S	Opponent	Score
10	A	Syracuse	45 94	31	A	Buffalo	61 88	70	A	West Virginia	32 84	125	N	Yale	64 67
11	A	Iowa St.	35 95	47	A	Quinnipiac	42 62					128	A	Marist	69 82
				47	H	Quinnipiac	55 96					128	H	Marist	58 87
												172	H	Rider	64 79
												219	H	Howard	61 68
												230	A	Monmouth	54 76
												230	H	Monmouth	81 88
												236	A	Saint Joseph's	54 68
												246	H	Binghamton	79 72
												251	H	Colgate	74 69
												257	H	St. Bonaventure	48 76
												266	A	Siena	61 67
												275	A	Manhattan	58 54
												275	H	Manhattan	61 51
												281	A	Canisius	51 52
												281	H	Canisius	74 52
												295	A	Fairfield	54 55
												295	H	Fairfield	71 68
												313	N	Morgan St.	67 57
												315	H	Coppin St.	71 69
												325	A	Iona	58 46
												325	H	Iona	72 53
												343	A	Saint Peter's	75 66
												343	H	Saint Peter's	81 57
LAST 12 Division I GAMES:															
				313	N	Morgan St.	67 57					266	A	Siena	61 67
				125	N	Yale	64 67					281	H	Canisius	74 52
				128	A	Marist	69 82					295	A	Fairfield	54 55
				281	A	Canisius	51 52					47	A	Quinnipiac	42 62
				172	H	Rider	64 79					325	H	Iona	72 53
				230	H	Monmouth	81 88					343	H	Saint Peter's	81 57

Non-Div I Games:

Niagara

■ Loss,
 ■ Non-Conf,
 ■ S Site,
 ■ Home
 ■ A Away
 N Neutral

Average RPI Win:	290	WON-LOST	WINNING	LAST 10	STRENGTH OF	OPP. STRENGTH	TEAM	ADJ.	CONF.	ADJ CONF.
Average RPI Loss:	119	RECORD	PCT. RANK	GAMES	SCHEDULE	OF SCHEDULE	RPI	RPI	RPI	RPI
DIV. I ONLY	16- 10	109	0- 1	314	248	170	170	25	25	
DIV. I NON-CONF.	4- 6	212	0- 1	201	106	168	168	23	23	
TOTALS	RPI 1-25	RPI 26-50	W-L RECORDS	RPI 51-100	RPI 101-150	RPI 150+				
16- 10	0- 1	0- 2	OVERALL	0- 2	0- 1	16- 4				
8- 1	0- 0	0- 0	HOME	0- 0	0- 0	8- 1				
7- 8	0- 1	0- 2	AWAY	0- 2	0- 0	7- 3				
1- 1	0- 0	0- 0	NEUTRAL	0- 0	0- 1	1- 0				
4- 6	0- 1	0- 1	NON-CONFERENCE	0- 1	0- 1	4- 2				
1- 0	0- 0	0- 0	HOME	0- 0	0- 0	1- 0				
2- 5	0- 1	0- 1	AWAY	0- 1	0- 0	2- 2				
1- 1	0- 0	0- 0	NEUTRAL	0- 0	0- 1	1- 0				
12- 4	0- 0	0- 1	CONFERENCE	0- 1	0- 0	12- 2				
7- 1	0- 0	0- 0	HOME	0- 0	0- 0	7- 1				
5- 3	0- 0	0- 1	AWAY	0- 1	0- 0	5- 1				
0- 0	0- 0	0- 0	NEUTRAL	0- 0	0- 0	0- 0				

RPI 1-25				RPI 26-50				RPI 51-100				RPI 101+ Team's RPI: 170			
RPI	S	Opponent	Score	RPI	S	Opponent	Score	RPI	S	Opponent	Score	RPI	S	Opponent	Score
2	A	Baylor	39 100	49	A	Lamar University	65 78	64	A	LSU	44 76	146	N	Delaware	56 71
				50	A	Auburn	59 80	78	A	SFA	62 70	155	A	Abilene Christian	66 76
												161	A	Tulane	46 71
												163	A	Texas St.	67 72
												184	H	Sam Houston St.	84 81
												223	N	Texas Southern	58 57
												256	H	A&M-Corpus Christi	85 55
												274	A	UTEP	58 56
												276	A	Central Ark.	64 60
												276	H	Central Ark.	68 52
												288	A	New Orleans	76 62
												288	H	New Orleans	66 58
												303	H	Incarnate Word	86 62
												305	A	La.-Monroe	55 54
												314	A	Southeastern La.	73 66
												317	A	McNeese	78 55
												317	H	McNeese	68 69
												318	H	Northwestern St.	97 86
												331	H	Mississippi Val.	72 47
												342	A	Houston Baptist	58 55
												342	H	Houston Baptist	77 54
LAST 12 Division I GAMES:															
				146	N	Delaware	56 71					342	A	Houston Baptist	58 55
				163	A	Texas St.	67 72					155	A	Abilene Christian	66 76
				288	H	New Orleans	66 58					288	A	New Orleans	76 62
				317	A	McNeese	78 55					314	A	Southeastern La.	73 66
				276	H	Central Ark.	68 52					49	A	Lamar University	65 78
				184	H	Sam Houston St.	84 81					256	H	A&M-Corpus Christi	85 55

Non-Div I Games: Southern-N.O. 86 49 William Carey 86 45

Nicholls St.

Loss, Non-Conf, S Site, H Home A Away N Neutral

Average RPI Win:	305	WON-LOST	WINNING	LAST 10	STRENGTH OF	OPP. STRENGTH	TEAM	ADJ.	CONF.	ADJ CONF.
Average RPI Loss:	191	RECORD	PCT. RANK	GAMES	SCHEDULE	OF SCHEDULE	RPI	RPI	RPI	RPI
DIV. I ONLY	12- 13	192	1- 0	344	314	280	280	32	32	
DIV. I NON-CONF.	3- 8	267	1- 0	280	170	300	300	32	32	
TOTALS	RPI 1-25	RPI 26-50	W-L RECORDS	RPI 51-100	RPI 101-150	RPI 150+				
12- 13	0- 0	0- 0	OVERALL	0- 1	0- 3	12- 9				
6- 5	0- 0	0- 0	HOME	0- 0	0- 0	6- 5				
5- 8	0- 0	0- 0	AWAY	0- 1	0- 3	5- 4				
1- 0	0- 0	0- 0	NEUTRAL	0- 0	0- 0	1- 0				
3- 8	0- 0	0- 0	NON-CONFERENCE	0- 1	0- 3	3- 4				
2- 2	0- 0	0- 0	HOME	0- 0	0- 0	2- 2				
0- 6	0- 0	0- 0	AWAY	0- 1	0- 3	0- 2				
1- 0	0- 0	0- 0	NEUTRAL	0- 0	0- 0	1- 0				
9- 5	0- 0	0- 0	CONFERENCE	0- 0	0- 0	9- 5				
4- 3	0- 0	0- 0	HOME	0- 0	0- 0	4- 3				
5- 2	0- 0	0- 0	AWAY	0- 0	0- 0	5- 2				
0- 0	0- 0	0- 0	NEUTRAL	0- 0	0- 0	0- 0				

RPI S	Opponent	Score	RPI S	Opponent	Score	RPI S	Opponent	Score	RPI S	Opponent	Score	Team's RPI: 280
						89 A	Old Dominion	53 69	119 A	High Point	51 83	
									138 A	Lehigh	41 62	
									139 A	Wake Forest	61 63	
									154 H	William & Mary	44 55	
									188 H	UMES	43 59	
									195 H	N.C. A&T	44 49	
									206 H	Campbell	49 57	
									208 N	Liberty	66 53	
									214 A	Ole Miss	42 60	
									219 A	Howard	70 74	
									224 A	Bethune-Cookman	58 65	
									224 H	Bethune-Cookman	57 50	
									249 H	Navy	65 58	
									282 A	La Salle	52 62	
									291 A	South Carolina St.	57 50	
									313 A	Morgan St.	64 49	
									315 A	Coppin St.	68 63	
									315 H	Coppin St.	51 54	
									337 H	N.C. Central	62 48	
									339 H	Longwood	74 42	
									341 H	Delaware St.	63 50	
									345 A	Florida A&M	69 45	
									345 H	Florida A&M	60 58	
									349 A	Savannah St.	78 42	
LAST 12 Division I GAMES:												
208 N	Liberty	66 53	224 A	Bethune-Cookman	58 65							
315 H	Coppin St.	51 54	219 A	Howard	70 74							
313 A	Morgan St.	64 49	188 H	UMES	43 59							
195 H	N.C. A&T	44 49	291 A	South Carolina St.	57 50							
337 H	N.C. Central	62 48	349 A	Savannah St.	78 42							
345 A	Florida A&M	69 45	224 H	Bethune-Cookman	57 50							

Non-Div I Games: Cheyney 93 40 Saint Augustine's 71 38

Norfolk St.

■ Loss,
 ■ Non-Conf,
 ■ S Site,
 ■ Home
 ■ A Away
 N Neutral

Average RPI Win: 274	WON-LOST	WINNING	LAST 10	STRENGTH OF	OPP. STRENGTH	TEAM	ADJ.	CONF.	ADJ CONF.
Average RPI Loss: 172	RECORD	PCT. RANK	GAMES	SCHEDULE	OF SCHEDULE	RPI	RPI	RPI	RPI
DIV. I ONLY	15- 6	59	0- 0	348	252	179	179	24	24
DIV. I NON-CONF.	5- 1	37	0- 0	351	208	191	191	26	26
TOTALS	RPI 1-25	RPI 26-50	W-L RECORDS	RPI 51-100	RPI 101-150	RPI 150+			
15- 6	0- 0	0- 0	OVERALL	0- 2	0- 0	15- 4			
7- 2	0- 0	0- 0	HOME	0- 1	0- 0	7- 1			
6- 4	0- 0	0- 0	AWAY	0- 1	0- 0	6- 3			
2- 0	0- 0	0- 0	NEUTRAL	0- 0	0- 0	2- 0			
5- 1	0- 0	0- 0	NON-CONFERENCE	0- 0	0- 0	5- 1			
1- 0	0- 0	0- 0	HOME	0- 0	0- 0	1- 0			
2- 1	0- 0	0- 0	AWAY	0- 0	0- 0	2- 1			
2- 0	0- 0	0- 0	NEUTRAL	0- 0	0- 0	2- 0			
10- 5	0- 0	0- 0	CONFERENCE	0- 2	0- 0	10- 3			
6- 2	0- 0	0- 0	HOME	0- 1	0- 0	6- 1			
4- 3	0- 0	0- 0	AWAY	0- 1	0- 0	4- 2			
0- 0	0- 0	0- 0	NEUTRAL	0- 0	0- 0	0- 0			

RPI 1-25				RPI 26-50				RPI 51-100				RPI 101+ Team's RPI: 179				
RPI	S	Opponent	Score	RPI	S	Opponent	Score	RPI	S	Opponent	Score	RPI	S	Opponent	Score	
								65	A	FGCU	51	76	177	A	Vanderbilt	74 71
								65	H	FGCU	52	68	193	A	Xavier	81 94
													198	A	Stetson	59 69
													198	H	Stetson	71 55
													208	H	Liberty	57 61
													228	A	Jacksonville	62 59
													228	H	Jacksonville	68 59
													238	N	Southeast Mo. St.	80 67
													248	A	North Florida	70 64
													248	H	North Florida	77 62
													270	H	Alabama St.	68 42
													300	A	Kennesaw St.	72 74
													300	H	Kennesaw St.	80 55
													326	A	NJIT	77 54
													326	H	NJIT	72 60
													328	A	Lipscomb	81 60
													328	H	Lipscomb	71 50
													331	A	Mississippi Val.	86 72
													340	N	Western Caro.	89 66
LAST 12 Division I GAMES:																
328	H	Lipscomb	71 50	65	A	FGCU	51 76									
228	H	Jacksonville	68 59	328	A	Lipscomb	81 60									
198	A	Stetson	59 69	326	A	NJIT	77 54									
300	A	Kennesaw St.	72 74	300	H	Kennesaw St.	80 55									
208	H	Liberty	57 61	198	H	Stetson	71 55									
248	H	North Florida	77 62	228	A	Jacksonville	62 59									

Non-Div I Games: Stillman 99 43 Martin Methodist 79 48 Lane 98 57 Blue Mountain (MS) 70 42
North Ala.

Average RPI Win: 104		WON-LOST	WINNING	LAST 10	STRENGTH OF	OPP. STRENGTH	TEAM	ADJ.	CONF.	ADJ CONF.
Average RPI Loss: 53		RECORD	PCT. RANK	GAMES	SCHEDULE	OF SCHEDULE	RPI	RPI	RPI	RPI
DIV. I ONLY		17- 12	128	0- 1	9	14	34	34	1	1
DIV. I NON-CONF.		9- 5	104	0- 0	36	68	48	48	1	1
TOTALS	RPI 1-25	RPI 26-50		W-L RECORDS		RPI 51-100	RPI 101-150	RPI 150+		
17- 12	2- 6	3- 1		OVERALL		4- 3	5- 1	3- 1		
10- 4	1- 2	1- 0		HOME		2- 2	4- 0	2- 0		
4- 6	1- 3	0- 0		AWAY		2- 1	0- 1	1- 1		
3- 2	0- 1	2- 1		NEUTRAL		0- 0	1- 0	0- 0		
9- 5	0- 1	2- 1		NON-CONFERENCE		2- 2	2- 0	3- 1		
5- 1	0- 0	0- 0		HOME		2- 1	1- 0	2- 0		
1- 2	0- 0	0- 0		AWAY		0- 1	0- 0	1- 1		
3- 2	0- 1	2- 1		NEUTRAL		0- 0	1- 0	0- 0		
8- 7	2- 5	1- 0		CONFERENCE		2- 1	3- 1	0- 0		
5- 3	1- 2	1- 0		HOME		0- 1	3- 0	0- 0		
3- 4	1- 3	0- 0		AWAY		2- 0	0- 1	0- 0		
0- 0	0- 0	0- 0		NEUTRAL		0- 0	0- 0	0- 0		

RPI 1-25			
RPI	S	Opponent	Score
1	H	Notre Dame	78 73
3	A	Louisville	66 73
8	A	NC State	64 51
8	H	NC State	69 74
10	A	Syracuse	77 90
19	A	Miami (FL)	68 76
21	N	Kentucky	75 85
23	H	Florida St.	63 64

Team's RPI: 34			
RPI	S	Opponent	Score
29	N	Rice	71 50
30	N	UCLA	83 49
44	H	Georgia Tech	91 90
50	N	Auburn	81 86

RPI 51-100			
RPI	S	Opponent	Score
53	A	Clemson	70 64
57	H	Maine	73 85
59	A	Virginia Tech	81 69
75	A	Ohio St.	69 76
84	H	Duke	69 85
90	H	Kent St.	73 60
99	H	VCU	59 47

RPI 101+			
RPI	S	Opponent	Score
101	H	Virginia	70 53
120	H	Boston College	93 78
122	A	Pittsburgh	78 91
124	H	UNCW	82 55
127	N	South Fla.	71 69
139	H	Wake Forest	84 61
169	A	Colorado	74 86
219	H	Howard	85 63
221	A	Elon	100 69
306	H	UNC Greensboro	83 62

LAST 12 Division I GAMES:			
8	H	NC State	69 74
120	H	Boston College	93 78
101	H	Virginia	70 53
122	A	Pittsburgh	78 91
53	A	Clemson	70 64
84	H	Duke	69 85
8	A	NC State	64 51
44	H	Georgia Tech	91 90
1	H	Notre Dame	78 73
59	A	Virginia Tech	81 69
19	A	Miami (FL)	68 76
139	H	Wake Forest	84 61

Non-Div I Games:

North Carolina

Loss, Non-Conf, S Site, H Home A Away N Neutral

North Dakota

Through Games Of March 2, 2019

Average RPI Win:	285	WON-LOST	WINNING	LAST 10	STRENGTH OF	OPP. STRENGTH	TEAM	ADJ.	CONF.	ADJ CONF.
Average RPI Loss:	136	RECORD	PCT. RANK	GAMES	SCHEDULE	OF SCHEDULE	RPI	RPI	RPI	RPI
DIV. I ONLY	10- 18	253	0- 1	235	173	239	239	19	19	
DIV. I NON-CONF.	4- 8	241	0- 0	230	100	204	204	19	19	
TOTALS	RPI 1-25	RPI 26-50	W-L RECORDS	RPI 51-100	RPI 101-150	RPI 150+				
10- 18	0- 2	0- 4	OVERALL	0- 1	0- 1	10- 10				
3- 6	0- 0	0- 2	HOME	0- 0	0- 0	3- 4				
5- 12	0- 2	0- 2	AWAY	0- 1	0- 1	5- 6				
2- 0	0- 0	0- 0	NEUTRAL	0- 0	0- 0	2- 0				
4- 8	0- 2	0- 0	NON-CONFERENCE	0- 1	0- 1	4- 4				
0- 1	0- 0	0- 0	HOME	0- 0	0- 0	0- 1				
2- 7	0- 2	0- 0	AWAY	0- 1	0- 1	2- 3				
2- 0	0- 0	0- 0	NEUTRAL	0- 0	0- 0	2- 0				
6- 10	0- 0	0- 4	CONFERENCE	0- 0	0- 0	6- 6				
3- 5	0- 0	0- 2	HOME	0- 0	0- 0	3- 3				
3- 5	0- 0	0- 2	AWAY	0- 0	0- 0	3- 3				
0- 0	0- 0	0- 0	NEUTRAL	0- 0	0- 0	0- 0				

RPI 1-25				RPI 26-50				RPI 51-100				RPI 101+ Team's RPI: 239			
RPI	S	Opponent	Score	RPI	S	Opponent	Score	RPI	S	Opponent	Score	RPI	S	Opponent	Score
10	A	Syracuse	49 85	28	A	South Dakota St.	58 81	94	A	UNI	60 64	133	A	Penn St.	68 75
11	A	Iowa St.	35 87	28	H	South Dakota St.	48 66					158	A	Denver	66 87
				37	A	South Dakota	54 87					158	H	Denver	91 92
				37	H	South Dakota	50 80					159	A	Illinois St.	55 67
												168	A	Oral Roberts	75 67
												168	H	Oral Roberts	58 80
												194	H	Milwaukee	46 64
												198	A	Stetson	63 74
												216	A	Massachusetts	59 52
												226	A	Western Ill.	90 111
												226	H	Western Ill.	80 92
												250	N	San Francisco	100 97
												258	A	Rhode Island	63 77
												272	N	Western Mich.	62 50
												310	A	Valparaiso	62 56
												319	A	Omaha	69 68
												319	H	Omaha	68 57
												323	A	North Dakota St.	57 69
												323	H	North Dakota St.	70 58
												334	A	Purdue Fort Wayne	74 58
												334	H	Purdue Fort Wayne	79 60
LAST 12 Division I GAMES:															
				37	A	South Dakota	54 87					319	A	Omaha	69 68
				334	A	Purdue Fort Wayne	74 58					226	A	Western Ill.	90 111
				158	H	Denver	91 92					37	H	South Dakota	50 80
				168	H	Oral Roberts	58 80					323	A	North Dakota St.	57 69
				28	A	South Dakota St.	58 81					28	H	South Dakota St.	48 66
				323	H	North Dakota St.	70 58					226	H	Western Ill.	80 92

Non-Div I Games: Mayville St. 84 50

North Dakota

Loss, Non-Conf, S Site, H Home A Away N Neutral

Average RPI Win:	292	WON-LOST	WINNING	LAST 10	STRENGTH OF	OPP. STRENGTH	TEAM	ADJ.	CONF.	ADJ CONF.
Average RPI Loss:	164	RECORD	PCT. RANK	GAMES	SCHEDULE	OF SCHEDULE	RPI	RPI	RPI	RPI
DIV. I ONLY	6- 21	306	0- 1	280	206	323	323	19	19	
DIV. I NON-CONF.	2- 9	297	0- 0	304	199	331	331	19	19	
TOTALS	RPI 1-25	RPI 26-50	W-L RECORDS	RPI 51-100	RPI 101-150	RPI 150+				
6- 21	0- 0	0- 4	OVERALL	0- 2	0- 1	6- 14				
5- 7	0- 0	0- 2	HOME	0- 1	0- 0	5- 4				
1- 12	0- 0	0- 2	AWAY	0- 1	0- 1	1- 8				
0- 2	0- 0	0- 0	NEUTRAL	0- 0	0- 0	0- 2				
2- 9	0- 0	0- 0	NON-CONFERENCE	0- 2	0- 1	2- 6				
1- 3	0- 0	0- 0	HOME	0- 1	0- 0	1- 2				
1- 4	0- 0	0- 0	AWAY	0- 1	0- 1	1- 2				
0- 2	0- 0	0- 0	NEUTRAL	0- 0	0- 0	0- 2				
4- 12	0- 0	0- 4	CONFERENCE	0- 0	0- 0	4- 8				
4- 4	0- 0	0- 2	HOME	0- 0	0- 0	4- 2				
0- 8	0- 0	0- 2	AWAY	0- 0	0- 0	0- 6				
0- 0	0- 0	0- 0	NEUTRAL	0- 0	0- 0	0- 0				

RPI S	Opponent	Score	RPI S	Opponent	Score	RPI S	Opponent	Score	RPI S	Opponent	Score	Team's RPI: 323
28	A South Dakota St.	33 86	28	H South Dakota St.	48 88	95	H Creighton	51 86	110	A Northern Ill.	63 81	
37	A South Dakota	57 76	37	H South Dakota	41 67	97	A Pacific	68 75	158	A Denver	54 81	
									158	H Denver	67 87	
									168	A Oral Roberts	72 101	
									168	H Oral Roberts	54 65	
									182	N North Texas	78 92	
									192	A Wisconsin	53 64	
									194	H Milwaukee	55 57	
									198	A Stetson	59 60	
									226	A Western Ill.	70 82	
									226	H Western Ill.	68 60	
									232	H UMKC	59 69	
									239	A North Dakota	58 70	
									239	H North Dakota	69 57	
									250	N San Francisco	42 75	
									310	A Valparaiso	51 48	
									319	A Omaha	61 78	
									319	H Omaha	55 48	
									321	H New Hampshire	56 51	
									334	A Purdue Fort Wayne	46 66	
									334	H Purdue Fort Wayne	70 54	
LAST 12 Division I GAMES:												
334	A Purdue Fort Wayne	46 66	239	A North Dakota	58 70							
37	A South Dakota	57 76	226	A Western Ill.	70 82							
319	H Omaha	55 48	168	A Oral Roberts	72 101							
28	H South Dakota St.	48 88	28	A South Dakota St.	33 86							
168	H Oral Roberts	54 65	239	H North Dakota	69 57							
158	H Denver	67 87	158	A Denver	54 81							

Non-Div I Games: Mayville St. 49 43

North Dakota St.

■ Loss,
 ■ Non-Conf, S Site,
 ■ Home
 ■ Away
 N Neutral

North Florida

Through Games Of March 2, 2019

Average RPI Win:	286	WON-LOST	WINNING	LAST 10	STRENGTH OF	OPP. STRENGTH	TEAM	ADJ.	CONF.	ADJ CONF.
Average RPI Loss:	171	RECORD	PCT. RANK	GAMES	SCHEDULE	OF SCHEDULE	RPI	RPI	RPI	RPI
DIV. I ONLY	11- 13	199	1- 0	301	269	248	248	24	24	
DIV. I NON-CONF.	3- 6	241	0- 0	318	242	324	324	26	26	
TOTALS	RPI 1-25	RPI 26-50	W-L RECORDS	RPI 51-100	RPI 101-150	RPI 150+				
11- 13	0- 1	0- 1	OVERALL	0- 2	0- 0	11- 9				
7- 4	0- 0	0- 0	HOME	0- 1	0- 0	7- 3				
4- 9	0- 1	0- 1	AWAY	0- 1	0- 0	4- 6				
0- 0	0- 0	0- 0	NEUTRAL	0- 0	0- 0	0- 0				
3- 6	0- 1	0- 1	NON-CONFERENCE	0- 0	0- 0	3- 4				
3- 1	0- 0	0- 0	HOME	0- 0	0- 0	3- 1				
0- 5	0- 1	0- 1	AWAY	0- 0	0- 0	0- 3				
0- 0	0- 0	0- 0	NEUTRAL	0- 0	0- 0	0- 0				
8- 7	0- 0	0- 0	CONFERENCE	0- 2	0- 0	8- 5				
4- 3	0- 0	0- 0	HOME	0- 1	0- 0	4- 2				
4- 4	0- 0	0- 0	AWAY	0- 1	0- 0	4- 3				
0- 0	0- 0	0- 0	NEUTRAL	0- 0	0- 0	0- 0				

RPI 1-25				RPI 26-50				RPI 51-100				RPI 101+ Team's RPI: 248			
RPI	S	Opponent	Score	RPI	S	Opponent	Score	RPI	S	Opponent	Score	RPI	S	Opponent	Score
23	A	Florida St.	53 74	50	A	Indiana	52 75	65	A	FGCU	48 80	179	A	North Ala.	62 77
								65	H	FGCU	66 105	179	H	North Ala.	64 70
												198	A	Stetson	75 62
												198	H	Stetson	71 57
												208	A	Liberty	53 69
												208	H	Liberty	66 54
												214	A	Ole Miss	69 82
												224	A	Bethune-Cookman	60 76
												228	A	Jacksonville	63 75
												228	H	Jacksonville	72 80
												263	A	Colorado St.	59 61
												294	H	Charleston So.	82 76
												298	H	Alabama A&M	62 63
												300	A	Kennesaw St.	71 60
												300	H	Kennesaw St.	74 66
												316	H	FIU	62 53
												326	A	NJIT	78 59
												328	A	Lipscomb	68 53
												328	H	Lipscomb	72 66
												345	H	Florida A&M	64 53
LAST 12 Division I GAMES:															
198	A	Stetson	75 62	328	H	Lipscomb	72 66								
208	H	Liberty	66 54	300	A	Kennesaw St.	71 60								
228	A	Jacksonville	63 75	65	A	FGCU	48 80								
326	A	NJIT	78 59	228	H	Jacksonville	72 80								
300	H	Kennesaw St.	74 66	208	A	Liberty	53 69								
179	A	North Ala.	62 77	198	H	Stetson	71 57								

Non-Div I Games: Warner 67 36 Trinity Baptist 99 40

North Florida

Loss, Non-Conf, S Site, H Home A Away N Neutral

North Texas

Through Games Of March 2, 2019

Average RPI Win:	225	WON-LOST	WINNING	LAST 10	STRENGTH OF	OPP. STRENGTH	TEAM	ADJ.	CONF.	ADJ CONF.
Average RPI Loss:	111	RECORD	PCT. RANK	GAMES	SCHEDULE	OF SCHEDULE	RPI	RPI	RPI	RPI
DIV. I ONLY	11- 13	199	0- 1	127	132	182	182	14	14	
DIV. I NON-CONF.	4- 5	190	0- 0	191	132	221	221	17	17	
TOTALS	RPI 1-25	RPI 26-50	W-L RECORDS	RPI 51-100	RPI 101-150	RPI 150+				
11- 13	0- 0	0- 4	OVERALL	1- 3	2- 2	8- 4				
7- 6	0- 0	0- 2	HOME	1- 1	1- 1	5- 2				
3- 6	0- 0	0- 2	AWAY	0- 1	1- 1	2- 2				
1- 1	0- 0	0- 0	NEUTRAL	0- 1	0- 0	1- 0				
4- 5	0- 0	0- 2	NON-CONFERENCE	1- 1	0- 0	3- 2				
3- 2	0- 0	0- 1	HOME	1- 0	0- 0	2- 1				
0- 2	0- 0	0- 1	AWAY	0- 0	0- 0	0- 1				
1- 1	0- 0	0- 0	NEUTRAL	0- 1	0- 0	1- 0				
7- 8	0- 0	0- 2	CONFERENCE	0- 2	2- 2	5- 2				
4- 4	0- 0	0- 1	HOME	0- 1	1- 1	3- 1				
3- 4	0- 0	0- 1	AWAY	0- 1	1- 1	2- 1				
0- 0	0- 0	0- 0	NEUTRAL	0- 0	0- 0	0- 0				

RPI S	Opponent	Score	RPI S	Opponent	Score	RPI S	Opponent	Score	RPI S	Opponent	Score	Team's RPI: 182
29	A Rice	52 64	29	H Rice	47 59	56	N Wyoming	49 53	103	A UAB	60 70	
32	H Texas	54 64	32	H Texas	54 64	62	H Missouri St.	83 76	115	A Western Ky.	76 67	
35	A Kansas St.	42 60	35	A Kansas St.	42 60	67	A Middle Tenn.	46 61	115	H Western Ky.	66 71	
						89	H Old Dominion	71 72	117	H Charlotte	68 63	
									167	A Louisiana Tech	65 54	
									173	H Utah St.	41 57	
									187	A Southern Miss.	62 48	
									199	A Marshall	55 67	
									204	A SMU	66 73	
									264	H CSU Bakersfield	71 59	
									274	H UTEP	70 51	
									304	H Fla. Atlantic	82 62	
									308	H UTSA	54 57	
									316	H FIU	75 50	
									323	N North Dakota St.	92 78	
									342	H Houston Baptist	100 75	
LAST 12 Division I GAMES:												
115	H Western Ky.	66 71	117	H Charlotte	68 63							
29	H Rice	47 59	89	H Old Dominion	71 72							
316	H FIU	75 50	67	A Middle Tenn.	46 61							
304	H Fla. Atlantic	82 62	103	A UAB	60 70							
115	A Western Ky.	76 67	29	A Rice	52 64							
199	A Marshall	55 67	308	H UTSA	54 57							

Non-Div I Games: Mid-Amer. Christian82 35 Xavier (LA) 59 46 Okla. Panhandle 93 52

North Texas

Loss, Non-Conf, S Site, H Home A Away N Neutral

Northeastern

Through Games Of March 2, 2019

Average RPI Win:	185	WON-LOST	WINNING	LAST 10	STRENGTH OF	OPP. STRENGTH	TEAM	ADJ.	CONF.	ADJ CONF.
Average RPI Loss:	116	RECORD	PCT. RANK	GAMES	SCHEDULE	OF SCHEDULE	RPI	RPI	RPI	RPI
DIV. I ONLY	16- 10	109	1- 0	109	143	107	107	10	10	
DIV. I NON-CONF.	10- 1	17	0- 0	169	219	32	32	10	10	
TOTALS	RPI 1-25	RPI 26-50	W-L RECORDS	RPI 51-100	RPI 101-150	RPI 150+				
16- 10	0- 0	0- 2	OVERALL	1- 2	6- 4	9- 2				
11- 3	0- 0	0- 1	HOME	1- 1	4- 0	6- 1				
5- 7	0- 0	0- 1	AWAY	0- 1	2- 4	3- 1				
0- 0	0- 0	0- 0	NEUTRAL	0- 0	0- 0	0- 0				
10- 1	0- 0	0- 0	NON-CONFERENCE	1- 0	3- 1	6- 0				
6- 0	0- 0	0- 0	HOME	1- 0	1- 0	4- 0				
4- 1	0- 0	0- 0	AWAY	0- 0	2- 1	2- 0				
0- 0	0- 0	0- 0	NEUTRAL	0- 0	0- 0	0- 0				
6- 9	0- 0	0- 2	CONFERENCE	0- 2	3- 3	3- 2				
5- 3	0- 0	0- 1	HOME	0- 1	3- 0	2- 1				
1- 6	0- 0	0- 1	AWAY	0- 1	0- 3	1- 1				
0- 0	0- 0	0- 0	NEUTRAL	0- 0	0- 0	0- 0				

RPI S	Opponent	Score	RPI S	Opponent	Score	RPI S	Opponent	Score	RPI S	Opponent	Score	Team's RPI: 107
36	A James Madison	49 84	36	H James Madison	51 58	57	H Maine	63 55	106	A Towson	83 88	
						74	A Drexel	45 76	106	H Towson	77 68	
						74	H Drexel	59 61	110	H Fordham	58 54	
									116	A Dayton	84 79	
									121	A Providence	65 59	
									124	A UNCW	70 83	
									124	H UNCW	83 54	
									128	A Marist	84 90	
									146	A Delaware	63 77	
									146	H Delaware	75 62	
									152	H Boston U.	81 51	
									154	H William & Mary	88 74	
									216	H Massachusetts	53 52	
									220	A Hofstra	61 78	
									220	H Hofstra	62 63	
									221	H Elon	79 71	
									225	A Florida	79 66	
									292	H Air Force	54 41	
									295	A Fairfield	59 50	
									296	A Col. of Charleston	87 56	
									321	H New Hampshire	69 54	
LAST 12 Division I GAMES:												
124	H UNCW	83 54	124	A UNCW	70 83							
220	H Hofstra	62 63	296	A Col. of Charleston	87 56							
74	A Drexel	45 76	220	A Hofstra	61 78							
146	A Delaware	63 77	146	H Delaware	75 62							
106	H Towson	77 68	74	H Drexel	59 61							
36	H James Madison	51 58	36	A James Madison	49 84							

Non-Div I Games:

Northeastern

■ Loss,
 ■ Non-Conf,
 ■ S Site,
 ■ H Home
 ■ A Away
 N Neutral

Northern Ariz.

Through Games Of March 2, 2019

Average RPI Win: 220	WON-LOST	WINNING	LAST 10	STRENGTH OF	OPP. STRENGTH	TEAM	ADJ.	CONF.	ADJ CONF.
Average RPI Loss: 154	RECORD	PCT. RANK	GAMES	SCHEDULE	OF SCHEDULE	RPI	RPI	RPI	RPI
DIV. I ONLY	10- 17	244	0- 1	239	142	243	243	16	16
DIV. I NON-CONF.	4- 5	190	0- 1	238	112	198	198	12	12
TOTALS	RPI 1-25	RPI 26-50	W-L RECORDS	RPI 51-100	RPI 101-150	RPI 150+			
10- 17	0- 0	0- 0	OVERALL	2- 4	2- 5	6- 8			
5- 6	0- 0	0- 0	HOME	1- 2	1- 2	3- 2			
5- 10	0- 0	0- 0	AWAY	1- 2	1- 3	3- 5			
0- 1	0- 0	0- 0	NEUTRAL	0- 0	0- 0	0- 1			
4- 5	0- 0	0- 0	NON-CONFERENCE	2- 2	0- 0	2- 3			
2- 1	0- 0	0- 0	HOME	1- 1	0- 0	1- 0			
2- 3	0- 0	0- 0	AWAY	1- 1	0- 0	1- 2			
0- 1	0- 0	0- 0	NEUTRAL	0- 0	0- 0	0- 1			
6- 12	0- 0	0- 0	CONFERENCE	0- 2	2- 5	4- 5			
3- 5	0- 0	0- 0	HOME	0- 1	1- 2	2- 2			
3- 7	0- 0	0- 0	AWAY	0- 1	1- 3	2- 3			
0- 0	0- 0	0- 0	NEUTRAL	0- 0	0- 0	0- 0			

RPI 1-25			RPI 26-50			RPI 51-100			RPI 101+			Team's RPI: 243
RPI	S	Opponent	Score	RPI	S	Opponent	Score	RPI	S	Opponent	Score	
						54 H New Mexico	55 84	109 A Northern Colo.		53 63		
						73 A Idaho	72 90	113 A Idaho St.		81 77		
						73 H Idaho	69 86	113 H Idaho St.		69 80		
						86 A Arizona	47 71	130 A Portland St.		55 72		
						91 H Fresno St.	86 73	130 H Portland St.		59 74		
						100 A Loyola Marymount	63 62	148 A Montana St.		70 80		
								148 H Montana St.		76 72		
								166 A Washington		59 81		
								180 A Eastern Wash.		76 81		
								180 H Eastern Wash.		62 64		
								181 A Montana		62 78		
								204 N SMU		48 55		
								234 H California Baptist		91 88		
								254 A Sacramento St.		61 65		
								254 H Sacramento St.		71 69		
								263 A Colorado St.		54 65		
								279 A Southern Utah		78 69		
								279 H Southern Utah		76 82		
								320 A Weber St.		75 64		
								320 H Weber St.		74 64		
								344 A Seattle U		65 58		
LAST 12 Division I GAMES:												
						204 N SMU	48 55	320 A Weber St.		75 64		
						148 H Montana St.	76 72	113 A Idaho St.		81 77		
						180 A Eastern Wash.	76 81	180 H Eastern Wash.		62 64		
						73 A Idaho	72 90	73 H Idaho		69 86		
						254 H Sacramento St.	71 69	279 A Southern Utah		78 69		
						130 H Portland St.	59 74	109 A Northern Colo.		53 63		

Non-Div I Games:

Northern Ariz.

■ Loss,
 ■ Non-Conf, S Site,
 ■ Home
 ■ Away
 N Neutral

Northern Colo.

Through Games Of March 2, 2019

Average RPI Win:	189	WON-LOST	WINNING	LAST 10	STRENGTH OF	OPP. STRENGTH	TEAM	ADJ.	CONF.	ADJ CONF.
Average RPI Loss:	167	RECORD	PCT. RANK	GAMES	SCHEDULE	OF SCHEDULE	RPI	RPI	RPI	RPI
DIV. I ONLY	19- 8	66	1- 0	221	123	109	109	16	16	
DIV. I NON-CONF.	5- 4	139	0- 0	281	37	150	150	12	12	
TOTALS	RPI 1-25	RPI 26-50	W-L RECORDS	RPI 51-100	RPI 101-150	RPI 150+				
19- 8	0- 0	0- 1	OVERALL	2- 1	4- 2	13- 4				
9- 3	0- 0	0- 0	HOME	1- 0	2- 1	6- 2				
10- 5	0- 0	0- 1	AWAY	1- 1	2- 1	7- 2				
0- 0	0- 0	0- 0	NEUTRAL	0- 0	0- 0	0- 0				
5- 4	0- 0	0- 1	NON-CONFERENCE	0- 1	0- 0	5- 2				
3- 0	0- 0	0- 0	HOME	0- 0	0- 0	3- 0				
2- 4	0- 0	0- 1	AWAY	0- 1	0- 0	2- 2				
0- 0	0- 0	0- 0	NEUTRAL	0- 0	0- 0	0- 0				
14- 4	0- 0	0- 0	CONFERENCE	2- 0	4- 2	8- 2				
6- 3	0- 0	0- 0	HOME	1- 0	2- 1	3- 2				
8- 1	0- 0	0- 0	AWAY	1- 0	2- 1	5- 0				
0- 0	0- 0	0- 0	NEUTRAL	0- 0	0- 0	0- 0				

RPI S	Opponent	Score	RPI S	Opponent	Score	RPI S	Opponent	Score	RPI S	Opponent	Score	Team's RPI: 109
33	A BYU	50 70	64	A LSU	57 62	113	A Idaho St.	61 59	113	H Idaho St.	60 56	
			73	A Idaho	86 72	130	A Portland St.	66 85	130	H Portland St.	79 63	
			73	H Idaho	77 72	148	A Montana St.	84 73	148	H Montana St.	66 79	
						158	H Denver	74 66	169	A Colorado	69 77	
						171	H Chattanooga	68 65	180	A Eastern Wash.	67 62	
						180	H Eastern Wash.	72 76	181	A Montana	73 62	
						181	H Montana	79 61	204	H SMU	58 57	
						243	H Northern Ariz.	63 53	250	A San Francisco	68 63	
						254	A Sacramento St.	71 61	254	H Sacramento St.	82 69	
						263	A Colorado St.	53 47	279	A Southern Utah	71 44	
						292	A Air Force	57 69	320	A Weber St.	75 61	
						320	H Weber St.	54 55				
LAST 12 Division I GAMES:												
320	A Weber St.	75 61	130	A Portland St.	66 85	148	A Montana St.	84 73	243	H Northern Ariz.	63 53	
113	A Idaho St.	61 59	279	A Southern Utah	71 44	113	H Idaho St.	60 56	320	H Weber St.	54 55	
181	H Montana	79 61	113	H Idaho St.	60 56							
73	H Idaho	77 72										
180	H Eastern Wash.	72 76										
254	A Sacramento St.	71 61										

Non-Div I Games:

Northern Colo.

■ Loss,
 ■ Non-Conf, S Site,
 ■ Home
 ■ Away
 N Neutral

Average RPI Win:	209	WON-LOST	WINNING	LAST 10	STRENGTH OF	OPP. STRENGTH	TEAM	ADJ.	CONF.	ADJ CONF.
Average RPI Loss:	66	RECORD	PCT. RANK	GAMES	SCHEDULE	OF SCHEDULE	RPI	RPI	RPI	RPI
DIV. I ONLY	17- 11	112	1- 0	125	99	110	110	8	8	
DIV. I NON-CONF.	8- 4	91	1- 0	289	142	147	147	9	9	
TOTALS	RPI 1-25	RPI 26-50	W-L RECORDS	RPI 51-100	RPI 101-150	RPI 150+				
17- 11	0- 3	1- 4	OVERALL	2- 2	2- 1	12- 1				
12- 2	0- 1	1- 1	HOME	2- 0	2- 0	7- 0				
3- 9	0- 2	0- 3	AWAY	0- 2	0- 1	3- 1				
2- 0	0- 0	0- 0	NEUTRAL	0- 0	0- 0	2- 0				
8- 4	0- 1	0- 1	NON-CONFERENCE	1- 0	1- 1	6- 1				
6- 0	0- 0	0- 0	HOME	1- 0	1- 0	4- 0				
0- 4	0- 1	0- 1	AWAY	0- 0	0- 1	0- 1				
2- 0	0- 0	0- 0	NEUTRAL	0- 0	0- 0	2- 0				
9- 7	0- 2	1- 3	CONFERENCE	1- 2	1- 0	6- 0				
6- 2	0- 1	1- 1	HOME	1- 0	1- 0	3- 0				
3- 5	0- 1	0- 2	AWAY	0- 2	0- 0	3- 0				
0- 0	0- 0	0- 0	NEUTRAL	0- 0	0- 0	0- 0				

RPI S	Opponent	Score	RPI S	Opponent	Score	RPI S	Opponent	Score	RPI S	Opponent	Score	Team's RPI: 110
11	A Iowa St.	60 70	31	A Buffalo	64 93	85	A Toledo	53 64	125	H Yale	89 80	
25	A Central Mich.	52 76	38	H Ohio	53 69	85	H Toledo	54 52	141	H Akron	70 59	
25	H Central Mich.	66 89	48	A Miami (OH)	45 70	90	A Kent St.	78 87	147	A Southern Ill.	73 82	
			48	H Miami (OH)	82 71	94	H UNI	70 59	181	A Montana	70 86	
			50	A Indiana	73 91				211	A Eastern Mich.	68 65	
									211	H Eastern Mich.	70 60	
									217	A Bowling Green	66 52	
									217	H Bowling Green	88 47	
									222	A Ball St.	93 83	
									226	N Western Ill.	86 61	
									241	N Nevada	98 69	
									272	H Western Mich.	77 64	
									286	H Brown	109 102	
									290	H Eastern Ill.	78 59	
									323	H North Dakota St.	81 63	
									350	H Chicago St.	114 52	
LAST 12 Division I GAMES:												
241	N Nevada	98 69	85	H Toledo	54 52							
94	H UNI	70 59	48	A Miami (OH)	45 70							
11	A Iowa St.	60 70	222	A Ball St.	93 83							
85	A Toledo	53 64	217	H Bowling Green	88 47							
211	H Eastern Mich.	70 60	211	A Eastern Mich.	68 65							
25	A Central Mich.	52 76	272	H Western Mich.	77 64							

Non-Div I Games:

Northern Ill.

 Loss,
 Non-Conf,
 S Site,
 H Home
 A Away
N Neutral

Average RPI Win:	268	WON-LOST	WINNING	LAST 10	STRENGTH OF	OPP. STRENGTH	TEAM	ADJ.	CONF.	ADJ CONF.
Average RPI Loss:	131	RECORD	PCT. RANK	GAMES	SCHEDULE	OF SCHEDULE	RPI	RPI	RPI	RPI
DIV. I ONLY	10- 17	244	1- 0	181	214	237	237	20	20	
DIV. I NON-CONF.	0- 9	336	0- 0	55	133	289	289	18	18	
TOTALS	RPI 1-25	RPI 26-50	W-L RECORDS	RPI 51-100	RPI 101-150	RPI 150+				
10- 17	0- 1	0- 0	OVERALL	0- 6	2- 5	8- 5				
7- 4	0- 0	0- 0	HOME	0- 3	2- 0	5- 1				
3- 10	0- 1	0- 0	AWAY	0- 3	0- 3	3- 3				
0- 3	0- 0	0- 0	NEUTRAL	0- 0	0- 2	0- 1				
0- 9	0- 1	0- 0	NON-CONFERENCE	0- 2	0- 3	0- 3				
0- 2	0- 0	0- 0	HOME	0- 1	0- 0	0- 1				
0- 4	0- 1	0- 0	AWAY	0- 1	0- 1	0- 1				
0- 3	0- 0	0- 0	NEUTRAL	0- 0	0- 2	0- 1				
10- 8	0- 0	0- 0	CONFERENCE	0- 4	2- 2	8- 2				
7- 2	0- 0	0- 0	HOME	0- 2	2- 0	5- 0				
3- 6	0- 0	0- 0	AWAY	0- 2	0- 2	3- 2				
0- 0	0- 0	0- 0	NEUTRAL	0- 0	0- 0	0- 0				

RPI 1-25				RPI 26-50				RPI 51-100				RPI 101+ Team's RPI: 237			
RPI	S	Opponent	Score	RPI	S	Opponent	Score	RPI	S	Opponent	Score	RPI	S	Opponent	Score
3	A	Louisville	59 92					60	H	Belmont	53 71	105	N	Pepperdine	46 51
								69	A	Wright St.	56 78	118	A	Youngstown St.	66 77
								69	H	Wright St.	55 61	118	H	Youngstown St.	65 62
								72	A	Green Bay	42 70	121	A	Providence	43 48
								72	H	Green Bay	61 81	129	A	IUPUI	48 70
								90	A	Kent St.	61 62	129	H	IUPUI	60 57
												141	N	Akron	60 77
												159	H	Illinois St.	53 58
												194	A	Milwaukee	38 59
												194	H	Milwaukee	55 54
												259	A	Austin Peay	48 52
												282	N	La Salle	56 74
												284	A	Cleveland St.	47 76
												284	H	Cleveland St.	74 55
												309	A	Oakland	74 63
												309	H	Oakland	72 50
												333	A	Detroit Mercy	81 63
												333	H	Detroit Mercy	68 56
												336	A	UIC	67 49
												336	H	UIC	78 44
LAST 12 Division I GAMES:															
333	A	Detroit Mercy	81 63	72	A	Green Bay	42 70								
309	A	Oakland	74 63	336	H	UIC	78 44								
284	H	Cleveland St.	74 55	129	H	IUPUI	60 57								
118	H	Youngstown St.	65 62	309	H	Oakland	72 50								
69	A	Wright St.	56 78	333	H	Detroit Mercy	68 56								
194	A	Milwaukee	38 59	118	A	Youngstown St.	66 77								

Non-Div I Games: Alderson Broadus 73 32

Northern Ky.

■ Loss,
 ■ Non-Conf, S Site,
 ■ Home
 ■ Away
 N Neutral

Northwestern

Through Games Of March 2, 2019

Average RPI Win:	155	WON-LOST	WINNING	LAST 10	STRENGTH OF	OPP. STRENGTH	TEAM	ADJ.	CONF.	ADJ CONF.
Average RPI Loss:	71	RECORD	PCT. RANK	GAMES	SCHEDULE	OF SCHEDULE	RPI	RPI	RPI	RPI
DIV. I ONLY	16- 12	135	0- 1	100	43	114	114	4	4	
DIV. I NON-CONF.	7- 4	108	0- 1	248	38	159	159	6	6	
TOTALS	RPI 1-25	RPI 26-50	W-L RECORDS	RPI 51-100	RPI 101-150	RPI 150+				
16- 12	0- 3	3- 2	OVERALL	4- 3	2- 3	7- 1				
10- 5	0- 1	2- 0	HOME	2- 2	2- 2	4- 0				
5- 6	0- 2	1- 2	AWAY	2- 1	0- 1	2- 0				
1- 1	0- 0	0- 0	NEUTRAL	0- 0	0- 0	1- 1				
7- 4	0- 2	0- 0	NON-CONFERENCE	2- 0	1- 1	4- 1				
4- 2	0- 1	0- 0	HOME	1- 0	1- 1	2- 0				
2- 1	0- 1	0- 0	AWAY	1- 0	0- 0	1- 0				
1- 1	0- 0	0- 0	NEUTRAL	0- 0	0- 0	1- 1				
9- 8	0- 1	3- 2	CONFERENCE	2- 3	1- 2	3- 0				
6- 3	0- 0	2- 0	HOME	1- 2	1- 1	2- 0				
3- 5	0- 1	1- 2	AWAY	1- 1	0- 1	1- 0				
0- 0	0- 0	0- 0	NEUTRAL	0- 0	0- 0	0- 0				

RPI 1-25				RPI 26-50				RPI 51-100				RPI 101+ Team's RPI: 114			
RPI	S	Opponent	Score	RPI	S	Opponent	Score	RPI	S	Opponent	Score	RPI	S	Opponent	Score
12	H	Marquette	57 76	26	A	Rutgers	41 45	72	A	Green Bay	57 55	102	A	Minnesota	64 73
14	A	Maryland	57 72	40	H	Michigan St.	70 62	75	H	Ohio St.	76 59	102	H	Minnesota	54 61
24	A	DePaul	60 76	46	A	Michigan	78 79	81	A	Nebraska	58 54	122	H	Pittsburgh	49 52
				50	A	Indiana	75 69	81	H	Nebraska	64 71	123	H	UT Martin	90 64
				50	H	Indiana	69 49	83	A	Purdue	58 61	133	H	Penn St.	78 63
								83	H	Purdue	54 57	156	N	Kansas	57 66
								84	H	Duke	84 58	192	H	Wisconsin	72 46
												210	A	Illinois	64 56
												210	H	Illinois	68 45
												225	A	Florida	83 74
												253	N	Wichita St.	65 43
												336	H	UIC	87 44
												350	H	Chicago St.	97 35
LAST 12 Division I GAMES:															
156	N	Kansas	57 66	14	A	Maryland	57 72								
50	H	Indiana	69 49	75	H	Ohio St.	76 59								
81	H	Nebraska	64 71	102	H	Minnesota	54 61								
83	A	Purdue	58 61	210	A	Illinois	64 56								
133	H	Penn St.	78 63	81	A	Nebraska	58 54								
102	A	Minnesota	64 73	192	H	Wisconsin	72 46								

Non-Div I Games:

Northwestern

■ Loss,
 ■ Non-Conf,
 ■ S Site,
 ■ H Home
 ■ A Away
 N Neutral

Average RPI Win:	326	WON-LOST	WINNING	LAST 10	STRENGTH OF	OPP. STRENGTH	TEAM	ADJ.	CONF.	ADJ CONF.
Average RPI Loss:	178	RECORD	PCT. RANK	GAMES	SCHEDULE	OF SCHEDULE	RPI	RPI	RPI	RPI
DIV. I ONLY	6- 17	296	0- 0	315	274	318	318	25	25	
DIV. I NON-CONF.	1- 6	318	0- 0	301	113	339	339	23	23	
TOTALS	RPI 1-25	RPI 26-50	W-L RECORDS	RPI 51-100	RPI 101-150	RPI 150+				
6- 17	0- 0	0- 2	OVERALL	0- 3	0- 1	6- 11				
4- 5	0- 0	0- 1	HOME	0- 1	0- 0	4- 3				
2- 12	0- 0	0- 1	AWAY	0- 2	0- 1	2- 8				
0- 0	0- 0	0- 0	NEUTRAL	0- 0	0- 0	0- 0				
1- 6	0- 0	0- 1	NON-CONFERENCE	0- 1	0- 1	1- 3				
1- 1	0- 0	0- 0	HOME	0- 0	0- 0	1- 1				
0- 5	0- 0	0- 1	AWAY	0- 1	0- 1	0- 2				
0- 0	0- 0	0- 0	NEUTRAL	0- 0	0- 0	0- 0				
5- 11	0- 0	0- 1	CONFERENCE	0- 2	0- 0	5- 8				
3- 4	0- 0	0- 1	HOME	0- 1	0- 0	3- 2				
2- 7	0- 0	0- 0	AWAY	0- 1	0- 0	2- 6				
0- 0	0- 0	0- 0	NEUTRAL	0- 0	0- 0	0- 0				

RPI 1-25				RPI 26-50				RPI 51-100				RPI 101+ Team's RPI: 318			
RPI	S	Opponent	Score	RPI	S	Opponent	Score	RPI	S	Opponent	Score	RPI	S	Opponent	Score
				32	A	Texas	66 104	78	A	SFA	56 84	134	A	Oklahoma	56 93
				49	H	Lamar University	70 94	78	H	SFA	67 87	151	A	Alabama	73 87
								96	A	Arkansas	53 98	155	H	Abilene Christian	63 72
												170	A	Nicholls St.	86 97
												184	A	Sam Houston St.	55 66
												187	A	Southern Miss.	54 69
												256	A	A&M-Corpus Christi	55 79
												276	A	Central Ark.	52 74
												288	A	New Orleans	73 84
												288	H	New Orleans	62 67
												303	A	Incarnate Word	91 100
												305	H	La.-Monroe	55 63
												314	A	Southeastern La.	60 56
												314	H	Southeastern La.	58 47
												317	A	McNeese	89 73
												317	H	McNeese	82 63
												342	H	Houston Baptist	63 46
												351	H	Alcorn	78 65
LAST 12 Division I GAMES:															
				314	A	Southeastern La.	60 56	288	A	New Orleans	73 84				
				303	A	Incarnate Word	91 100	276	A	Central Ark.	52 74				
				342	H	Houston Baptist	63 46	288	H	New Orleans	62 67				
				78	H	SFA	67 87	314	H	Southeastern La.	58 47				
				49	H	Lamar University	70 94	184	A	Sam Houston St.	55 66				
				317	A	McNeese	89 73	155	H	Abilene Christian	63 72				

Non-Div I Games: Loyola (LA) 71 66 Central Baptist 82 56 LeTourneau 100 40 Centenary (LA) 94 51 Northwestern St.

Loss, Non-Conf, S Site, H Home A Away N Neutral

Notre Dame

Through Games Of March 2, 2019

Average RPI Win:	66	WON-LOST	WINNING	LAST 10	STRENGTH OF	OPP. STRENGTH	TEAM	ADJ.	CONF.	ADJ CONF.
Average RPI Loss:	20	RECORD	PCT. RANK	GAMES	SCHEDULE	OF SCHEDULE	RPI	RPI	RPI	RPI
DIV. I ONLY	26- 3	6	1- 0	1	1	1	1	1	1	1
DIV. I NON-CONF.	13- 1	9	1- 0	1	7	1	1	1	1	1
TOTALS	RPI 1-25	RPI 26-50	W-L RECORDS	RPI 51-100	RPI 101-150	RPI 150+				
26- 3	10- 2	2- 1	OVERALL	7- 0	6- 0	1- 0				
13- 1	3- 1	1- 0	HOME	3- 0	5- 0	1- 0				
10- 2	4- 1	1- 1	AWAY	4- 0	1- 0	0- 0				
3- 0	3- 0	0- 0	NEUTRAL	0- 0	0- 0	0- 0				
13- 1	6- 1	0- 0	NON-CONFERENCE	4- 0	2- 0	1- 0				
6- 1	1- 1	0- 0	HOME	2- 0	2- 0	1- 0				
4- 0	2- 0	0- 0	AWAY	2- 0	0- 0	0- 0				
3- 0	3- 0	0- 0	NEUTRAL	0- 0	0- 0	0- 0				
13- 2	4- 1	2- 1	CONFERENCE	3- 0	4- 0	0- 0				
7- 0	2- 0	1- 0	HOME	1- 0	3- 0	0- 0				
6- 2	2- 1	1- 1	AWAY	2- 0	1- 0	0- 0				
0- 0	0- 0	0- 0	NEUTRAL	0- 0	0- 0	0- 0				

RPI	S	Opponent	Score	RPI	S	Opponent	Score	RPI	S	Opponent	Score	RPI	S	Opponent	Score
3	H	Louisville	82 68	34	A	North Carolina	73 78	53	A	Clemson	101 63	115	H	Western Ky.	94 53
6	H	UConn	71 89	44	A	Georgia Tech	76 55	59	A	Virginia Tech	80 51	120	A	Boston College	97 47
7	H	Iowa	105 71	44	H	Georgia Tech	90 50	61	H	Penn	75 55	120	H	Boston College	92 63
8	A	NC State	95 72					63	A	Tennessee	77 62	122	H	Pittsburgh	100 44
10	A	Syracuse	98 68					84	H	Duke	89 61	138	H	Lehigh	95 68
12	A	Marquette	87 63					85	A	Toledo	72 56	139	H	Wake Forest	78 48
13	N	Gonzaga	81 65					87	H	Harvard	103 58	246	H	Binghamton	103 53
19	A	Miami (FL)	65 72												
20	N	Oregon St.	91 81												
22	N	Drake	82 64												
23	H	Florida St.	97 70												
24	A	DePaul	101 77												
LAST 12 Division I GAMES:															
20	N	Oregon St.	91 81	23	H	Florida St.	97 70								
22	N	Drake	82 64	19	A	Miami (FL)	65 72								
10	A	Syracuse	98 68	44	H	Georgia Tech	90 50								
84	H	Duke	89 61	53	A	Clemson	101 63								
8	A	NC State	95 72	34	A	North Carolina	73 78								
120	A	Boston College	97 47	63	A	Tennessee	77 62								

Non-Div I Games:

Notre Dame

Loss, Non-Conf, S Site, H Home A Away N Neutral

RPI 1-25				RPI 26-50				RPI 51-100				RPI 101+				Team's RPI: 309	
RPI	S	Opponent	Score	RPI	S	Opponent	Score	RPI	S	Opponent	Score	RPI	S	Opponent	Score		
25	A	Central Mich.	61 104	40	H	Michigan St.	58 102	69	A	Wright St.	58 69	118	A	Youngstown St.	61 76		
				46	H	Michigan	59 85	69	H	Wright St.	64 73	118	H	Youngstown St.	55 69		
				50	H	Indiana	32 59	72	A	Green Bay	32 72	129	A	IUPUI	53 82		
								72	H	Green Bay	53 77	129	H	IUPUI	70 76		
								90	A	Kent St.	65 75	141	N	Akron	65 85		
												157	A	Bradley	64 73		
												159	A	Illinois St.	56 62		
												194	A	Milwaukee	53 83		
												194	H	Milwaukee	52 79		
												237	A	Northern Ky.	50 72		
												237	H	Northern Ky.	63 74		
												281	H	Canisius	71 60		
												284	A	Cleveland St.	90 98		
												284	H	Cleveland St.	62 64		
												333	A	Detroit Mercy	76 65		
												333	H	Detroit Mercy	74 67		
												336	A	UIC	65 69		
												336	H	UIC	74 57		
LAST 12 Division I GAMES:																	
				69	H	Wright St.	64 73	333	A	Detroit Mercy	76 65						
				237	H	Northern Ky.	63 74	284	A	Cleveland St.	90 98						
				194	A	Milwaukee	53 83	118	A	Youngstown St.	61 76						
				72	A	Green Bay	32 72	237	A	Northern Ky.	50 72						
				336	H	UIC	74 57	69	A	Wright St.	58 69						
				129	H	IUPUI	70 76	72	H	Green Bay	53 77						

Non-Div I Games:	Grace Bible (MI)	94	48	Rochester College	64	46
------------------	------------------	----	----	-------------------	----	----

Page 212

Through Games of March 17, 2019										
Average RPI Win: 171		WON-LOST	WINNING	LAST 10	STRENGTH OF	OPP. STRENGTH	TEAM	ADJ.	CONF.	ADJ CONF.
Average RPI Loss: 47		RECORD	PCT. RANK	GAMES	SCHEDULE	OF SCHEDULE	RPI	RPI	RPI	RPI
DIV. I ONLY		23- 4	13	1- 0	124	88	38	38	8	8
DIV. I NON-CONF.		11- 0	1	0- 0	276	146	43	43	9	9
<hr/>										
TOTALS	RPI 1-25		RPI 26-50		W-L RECORDS		RPI 51-100		RPI 101-150	RPI 150+
23- 4	1- 1		2- 2		OVERALL		4- 1		5- 0	11- 0
11- 3	0- 1		0- 2		HOME		2- 0		2- 0	7- 0
10- 1	1- 0		1- 0		AWAY		2- 1		3- 0	3- 0
2- 0	0- 0		1- 0		NEUTRAL		0- 0		0- 0	1- 0
11- 0	0- 0		1- 0		NON-CONFERENCE		2- 0		2- 0	6- 0
6- 0	0- 0		0- 0		HOME		1- 0		1- 0	4- 0
3- 0	0- 0		0- 0		AWAY		1- 0		1- 0	1- 0
2- 0	0- 0		1- 0		NEUTRAL		0- 0		0- 0	1- 0
12- 4	1- 1		1- 2		CONFERENCE		2- 1		3- 0	5- 0
5- 3	0- 1		0- 2		HOME		1- 0		1- 0	3- 0
7- 1	1- 0		1- 0		AWAY		1- 1		2- 0	2- 0
0- 0	0- 0		0- 0		NEUTRAL		0- 0		0- 0	0- 0

RPI 1-25				RPI 26-50				Team's RPI: 38	RPI 51-100				RPI 101+			
RPI	S	Opponent	Score	RPI	S	Opponent	Score		RPI	S	Opponent	Score	RPI	S	Opponent	Score
25	A	Central Mich.	78 75	31	A	Buffalo	74 71		77	A	American	77 67	110	A	Northern Ill.	69 53
25	H	Central Mich.	70 88	31	H	Buffalo	43 73		83	H	Purdue	80 73	124	H	UNCW	95 72
				48	H	Miami (OH)	61 67		85	A	Toledo	50 76	129	A	IUPUI	73 66
				49	N	Lamar University	87 62		90	A	Kent St.	69 67	141	A	Akron	81 71
									90	H	Kent St.	83 81	141	H	Akron	92 70
													211	H	Eastern Mich.	85 44
													217	A	Bowling Green	82 79
													222	A	Ball St.	90 75
													222	H	Ball St.	94 62
													246	H	Binghamton	86 49
													257	N	St. Bonaventure	70 53
													268	A	Richmond	109 58
													272	H	Western Mich.	70 56
													284	H	Cleveland St.	72 54
													315	H	Coppin St.	87 62
													332	H	Eastern Ky.	100 60
LAST 12 Division I GAMES:																
141	A	Akron	81 71	141	H	Akron	92 70									
31	H	Buffalo	43 73	222	H	Ball St.	94 62									
90	A	Kent St.	69 67	48	H	Miami (OH)	61 67									
272	H	Western Mich.	70 56	217	A	Bowling Green	82 79									
85	A	Toledo	50 76	110	A	Northern Ill.	69 53									
25	A	Central Mich.	78 75	211	H	Eastern Mich.	85 44									

Non-Div I Games:

Ohio

■ Loss,
 ■ Non-Conf, S Site,
 ■ Home
 ■ Away
 N Neutral

Average RPI Win:	128	WON-LOST	WINNING	LAST 10	STRENGTH OF	OPP. STRENGTH	TEAM	ADJ.	CONF.	ADJ CONF.
Average RPI Loss:	65	RECORD	PCT. RANK	GAMES	SCHEDULE	OF SCHEDULE	RPI	RPI	RPI	RPI
DIV. I ONLY	14- 12	154	1- 0	35	29	75	75	4	4	
DIV. I NON-CONF.	4- 5	190	0- 0	134	10	189	189	6	6	
TOTALS	RPI 1-25	RPI 26-50	W-L RECORDS	RPI 51-100	RPI 101-150	RPI 150+				
14- 12	0- 4	5- 1	OVERALL	1- 4	3- 2	5- 1				
9- 4	0- 2	3- 0	HOME	1- 1	1- 1	4- 0				
5- 6	0- 2	2- 1	AWAY	0- 1	2- 1	1- 1				
0- 2	0- 0	0- 0	NEUTRAL	0- 2	0- 0	0- 0				
4- 5	0- 1	1- 0	NON-CONFERENCE	1- 2	0- 1	2- 1				
4- 1	0- 0	1- 0	HOME	1- 0	0- 1	2- 0				
0- 2	0- 1	0- 0	AWAY	0- 0	0- 0	0- 1				
0- 2	0- 0	0- 0	NEUTRAL	0- 2	0- 0	0- 0				
10- 7	0- 3	4- 1	CONFERENCE	0- 2	3- 1	3- 0				
5- 3	0- 2	2- 0	HOME	0- 1	1- 0	2- 0				
5- 4	0- 1	2- 1	AWAY	0- 1	2- 1	1- 0				
0- 0	0- 0	0- 0	NEUTRAL	0- 0	0- 0	0- 0				

RPI 1-25				RPI 26-50				RPI 51-100 Team's RPI: 75				RPI 101+			
RPI	S	Opponent	Score	RPI	S	Opponent	Score	RPI	S	Opponent	Score	RPI	S	Opponent	Score
6	A	UConn	53 85	26	A	Rutgers	59 39	59	N	Virginia Tech	73 81	102	A	Minnesota	65 55
7	H	Iowa	52 78	34	H	North Carolina	76 69	66	N	Butler	53 66	114	A	Northwestern	59 76
14	A	Maryland	69 75	40	A	Michigan St.	77 70	81	H	Nebraska	69 78	127	H	South Fla.	47 71
14	H	Maryland	57 70	40	H	Michigan St.	65 55	82	H	Cincinnati	69 56	133	A	Penn St.	76 71
				46	A	Michigan	58 62	83	A	Purdue	42 60	133	H	Penn St.	78 73
				50	H	Indiana	55 50					166	A	Washington	59 69
												192	A	Wisconsin	61 50
												192	H	Wisconsin	70 68
												210	H	Illinois	78 70
												225	H	Florida	46 41
												333	H	Detroit Mercy	55 41
LAST 12 Division I GAMES:															
192	A	Wisconsin	61 50	114	A	Northwestern	59 76								
40	A	Michigan St.	77 70	210	H	Illinois	78 70								
192	H	Wisconsin	70 68	102	A	Minnesota	65 55								
26	A	Rutgers	59 39	14	H	Maryland	57 70								
7	H	Iowa	52 78	46	A	Michigan	58 62								
133	H	Penn St.	78 73	133	A	Penn St.	76 71								

Non-Div I Games:

Ohio St.

■ Loss,
■ Non-Conf, S Site,
■ Home
■ Away
N Neutral

Oklahoma

Through Games Of March 2, 2019

Average RPI Win:	176	WON-LOST	WINNING	LAST 10	STRENGTH OF	OPP. STRENGTH	TEAM	ADJ.	CONF.	ADJ CONF.
Average RPI Loss:	51	RECORD	PCT. RANK	GAMES	SCHEDULE	OF SCHEDULE	RPI	RPI	RPI	RPI
DIV. I ONLY	8- 20	282	0- 1	7	30	134	134	3	3	
DIV. I NON-CONF.	4- 7	228	0- 1	29	87	148	148	3	3	
TOTALS	RPI 1-25	RPI 26-50	W-L RECORDS	RPI 51-100	RPI 101-150	RPI 150+				
8- 20	0- 6	0- 7	OVERALL	1- 3	3- 3	4- 1				
6- 8	0- 4	0- 3	HOME	0- 1	3- 0	3- 0				
2- 10	0- 2	0- 4	AWAY	1- 1	0- 2	1- 1				
0- 2	0- 0	0- 0	NEUTRAL	0- 1	0- 1	0- 0				
4- 7	0- 2	0- 1	NON-CONFERENCE	0- 2	1- 2	3- 0				
3- 2	0- 2	0- 0	HOME	0- 0	1- 0	2- 0				
1- 3	0- 0	0- 1	AWAY	0- 1	0- 1	1- 0				
0- 2	0- 0	0- 0	NEUTRAL	0- 1	0- 1	0- 0				
4- 13	0- 4	0- 6	CONFERENCE	1- 1	2- 1	1- 1				
3- 6	0- 2	0- 3	HOME	0- 1	2- 0	1- 0				
1- 7	0- 2	0- 3	AWAY	1- 0	0- 1	0- 1				
0- 0	0- 0	0- 0	NEUTRAL	0- 0	0- 0	0- 0				

RPI 1-25				RPI 26-50				RPI 51-100				RPI 101+ Team's RPI: 134			
RPI	S	Opponent	Score	RPI	S	Opponent	Score	RPI	S	Opponent	Score	RPI	S	Opponent	Score
2	A	Baylor	53 87	32	A	Texas	63 73	53	N	Clemson	62 74	103	N	UAB	84 89
2	H	Baylor	53 74	32	H	Texas	67 76	54	A	New Mexico	80 84	115	H	Western Ky.	90 83
6	H	UConn	63 72	35	A	Kansas St.	56 86	70	A	West Virginia	80 69	126	A	Oklahoma St.	74 84
11	A	Iowa St.	78 104	35	H	Kansas St.	75 83	70	H	West Virginia	55 66	126	H	Oklahoma St.	75 66
11	H	Iowa St.	70 91	42	A	TCU	71 86					127	A	South Fla.	70 87
24	H	DePaul	76 87	42	H	TCU	63 76					144	H	Texas Tech	66 61
				50	A	Auburn	79 95					156	A	Kansas	79 88
LAST 12 Division I GAMES:															
				53	N	Clemson	62 74	156	H	Kansas	78 67				
				42	H	TCU	63 76	35	H	Kansas St.	75 83				
				126	H	Oklahoma St.	75 66	126	A	Oklahoma St.	74 84				
				70	A	West Virginia	80 69	32	H	Texas	67 76				
				11	H	Iowa St.	70 91	156	A	Kansas	79 88				
				2	A	Baylor	53 87	2	H	Baylor	53 74				

Non-Div I Games:

Oklahoma

■ Loss,
■ Non-Conf,
■ S Site,
■ H Home
■ A Away
N Neutral

Average RPI Win:	183	WON-LOST	WINNING	LAST 10	STRENGTH OF	OPP. STRENGTH	TEAM	ADJ.	CONF.	ADJ CONF.
Average RPI Loss:	48	RECORD	PCT. RANK	GAMES	SCHEDULE	OF SCHEDULE	RPI	RPI	RPI	RPI
DIV. I ONLY	14- 14	170	0- 1	60	33	126	126	3	3	
DIV. I NON-CONF.	9- 2	43	0- 0	239	178	98	98	3	3	
TOTALS	RPI 1-25	RPI 26-50	W-L RECORDS	RPI 51-100	RPI 101-150	RPI 150+				
14- 14	0- 4	1- 5	OVERALL	0- 3	3- 2	10- 0				
12- 5	0- 2	1- 1	HOME	0- 2	3- 0	8- 0				
2- 9	0- 2	0- 4	AWAY	0- 1	0- 2	2- 0				
0- 0	0- 0	0- 0	NEUTRAL	0- 0	0- 0	0- 0				
9- 2	0- 0	0- 1	NON-CONFERENCE	0- 1	1- 0	8- 0				
8- 1	0- 0	0- 0	HOME	0- 1	1- 0	7- 0				
1- 1	0- 0	0- 1	AWAY	0- 0	0- 0	1- 0				
0- 0	0- 0	0- 0	NEUTRAL	0- 0	0- 0	0- 0				
5- 12	0- 4	1- 4	CONFERENCE	0- 2	2- 2	2- 0				
4- 4	0- 2	1- 1	HOME	0- 1	2- 0	1- 0				
1- 8	0- 2	0- 3	AWAY	0- 1	0- 2	1- 0				
0- 0	0- 0	0- 0	NEUTRAL	0- 0	0- 0	0- 0				

RPI 1-25				RPI 26-50				RPI 51-100				RPI 101+ Team's RPI: 126			
RPI	S	Opponent	Score	RPI	S	Opponent	Score	RPI	S	Opponent	Score	RPI	S	Opponent	Score
2	A	Baylor	44 76	30	A	UCLA	59 71	63	H	Tennessee	63 76	134	A	Oklahoma	66 75
2	H	Baylor	58 66	32	A	Texas	51 60	70	A	West Virginia	58 67	134	H	Oklahoma	84 74
11	A	Iowa St.	67 89	32	H	Texas	55 61	70	H	West Virginia	54 77	144	A	Texas Tech	78 90
11	H	Iowa St.	71 84	35	A	Kansas St.	48 59					144	H	Texas Tech	65 57
				42	A	TCU	55 69					149	H	UC Riverside	76 51
				42	H	TCU	75 71					156	A	Kansas	72 62
												156	H	Kansas	72 52
												163	H	Texas St.	66 55
												168	H	Oral Roberts	89 69
												183	H	Arkansas St.	62 60
												191	H	Prairie View	70 50
												200	H	Grambling	86 40
												253	A	Wichita St.	60 47
												283	H	Samford	82 62
												342	H	Houston Baptist	77 44
LAST 12 Division I GAMES:															
2	A	Baylor	44 76	144	A	Texas Tech	78 90								
134	A	Oklahoma	66 75	134	H	Oklahoma	84 74								
156	H	Kansas	72 52	42	A	TCU	55 69								
70	H	West Virginia	54 77	2	H	Baylor	58 66								
11	A	Iowa St.	67 89	11	H	Iowa St.	71 84								
32	H	Texas	55 61	35	A	Kansas St.	48 59								

Non-Div I Games:

Oklahoma St.

■ Loss,
 ■ Non-Conf,
 ■ S Site,
 ■ H Home
 ■ A Away
 N Neutral

Old Dominion

Through Games Of March 2, 2019

Average RPI Win:	205	WON-LOST	WINNING	LAST 10	STRENGTH OF	OPP. STRENGTH	TEAM	ADJ.	CONF.	ADJ CONF.
Average RPI Loss:	93	RECORD	PCT. RANK	GAMES	SCHEDULE	OF SCHEDULE	RPI	RPI	RPI	RPI
DIV. I ONLY	18- 9	83	0- 1	103	154	89	89	14	14	
DIV. I NON-CONF.	9- 3	61	0- 1	70	185	44	44	17	17	
TOTALS	RPI 1-25	RPI 26-50	W-L RECORDS	RPI 51-100	RPI 101-150	RPI 150+				
18- 9	0- 1	0- 1	OVERALL	3- 1	0- 5	15- 1				
10- 3	0- 0	0- 0	HOME	2- 0	0- 3	8- 0				
6- 5	0- 1	0- 1	AWAY	1- 0	0- 2	5- 1				
2- 1	0- 0	0- 0	NEUTRAL	0- 1	0- 0	2- 0				
9- 3	0- 1	0- 0	NON-CONFERENCE	2- 1	0- 1	7- 0				
4- 1	0- 0	0- 0	HOME	1- 0	0- 1	3- 0				
3- 1	0- 1	0- 0	AWAY	1- 0	0- 0	2- 0				
2- 1	0- 0	0- 0	NEUTRAL	0- 1	0- 0	2- 0				
9- 6	0- 0	0- 1	CONFERENCE	1- 0	0- 4	8- 1				
6- 2	0- 0	0- 0	HOME	1- 0	0- 2	5- 0				
3- 4	0- 0	0- 1	AWAY	0- 0	0- 2	3- 1				
0- 0	0- 0	0- 0	NEUTRAL	0- 0	0- 0	0- 0				

RPI S	Opponent	Score	RPI S	Opponent	Score	RPI S	Opponent	Score	RPI S	Opponent	Score
8	A NC State	56 85	29	A Rice	42 48	52	N Saint Mary's (CA)	65 83	101	H Virginia	67 73
						67	H Middle Tenn.	70 65	103	H UAB	61 69
						82	A Cincinnati	76 72	115	A Western Ky.	60 75
						99	H VCU	60 57	117	A Charlotte	59 69
									117	H Charlotte	53 60
									154	H William & Mary	83 69
									160	N Tennessee Tech	80 73
									161	A Tulane	56 48
									167	A Louisiana Tech	70 59
									182	A North Texas	72 71
									187	A Southern Miss.	53 50
									199	A Marshall	48 57
									199	H Marshall	79 53
									206	A Campbell	83 59
									228	N Jacksonville	78 76
									274	H UTEP	78 59
									280	H Norfolk St.	69 53
									304	H Fla. Atlantic	87 53
									308	H UTSA	72 47
									315	H Coppin St.	81 51
									316	H FIU	95 68
LAST 12 Division I GAMES:											
52	N	Saint Mary's (CA)	65	83	29	A	Rice	42	48		
199	H	Marshall	79	53	182	A	North Texas	72	71		
117	H	Charlotte	53	60	308	H	UTSA	72	47		
117	A	Charlotte	59	69	274	H	UTEP	78	59		
67	H	Middle Tenn.	70	65	187	A	Southern Miss.	53	50		
103	H	UAB	61	69	167	A	Louisiana Tech	70	59		

Non-Div I Games:

Old Dominion

Loss, Non-Conf, S Site, H Home A Away N Neutral

Average RPI Win:	222	WON-LOST	WINNING	LAST 10	STRENGTH OF	OPP. STRENGTH	TEAM	ADJ.	CONF.	ADJ CONF.
Average RPI Loss:	82	RECORD	PCT. RANK	GAMES	SCHEDULE	OF SCHEDULE	RPI	RPI	RPI	RPI
DIV. I ONLY	9- 20	273	0- 1	68	77	214	214	5	5	
DIV. I NON-CONF.	6- 8	199	0- 0	152	230	251	251	5	5	

TOTALS	RPI 1-25	RPI 26-50	W-L RECORDS	RPI 51-100	RPI 101-150	RPI 150+				
9- 20	1- 5	0- 3	OVERALL	0- 6	0- 2	8- 4				
8- 9	0- 2	0- 2	HOME	0- 3	0- 1	8- 1				
1- 8	1- 2	0- 1	AWAY	0- 2	0- 0	0- 3				
0- 3	0- 1	0- 0	NEUTRAL	0- 1	0- 1	0- 0				
6- 8	0- 1	0- 1	NON-CONFERENCE	0- 2	0- 2	6- 2				
6- 4	0- 0	0- 1	HOME	0- 1	0- 1	6- 1				
0- 1	0- 0	0- 0	AWAY	0- 0	0- 0	0- 1				
0- 3	0- 1	0- 0	NEUTRAL	0- 1	0- 1	0- 0				
3- 12	1- 4	0- 2	CONFERENCE	0- 4	0- 0	2- 2				
2- 5	0- 2	0- 1	HOME	0- 2	0- 0	2- 0				
1- 7	1- 2	0- 1	AWAY	0- 2	0- 0	0- 2				
0- 0	0- 0	0- 0	NEUTRAL	0- 0	0- 0	0- 0				

RPI 1-25				RPI 26-50				RPI 51-100				RPI 101+ Team's RPI: 214			
RPI	S	Opponent	Score	RPI	S	Opponent	Score	RPI	S	Opponent	Score	RPI	S	Opponent	Score
6	N	UConn	50 90	27	A	Missouri	55 78	64	H	LSU	41 55	104	N	St. John's (NY)	59 64
9	A	Mississippi St.	49 80	42	H	TCU	50 55	83	N	Purdue	59 70	129	H	IUPUI	58 66
9	H	Mississippi St.	66 80	50	H	Auburn	51 64	93	H	Troy	54 71	151	A	Alabama	43 46
15	A	South Carolina	42 76					96	A	Arkansas	61 73	165	H	Temple	62 55
18	H	Texas A&M	60 72					96	H	Arkansas	55 85	167	A	Louisiana Tech	71 80
21	A	Kentucky	55 49					98	A	Georgia	56 78	177	A	Vanderbilt	68 80
												177	H	Vanderbilt	65 60
												212	H	Jacksonville St.	49 60
												225	H	Florida	76 66
												248	H	North Florida	82 69
												262	H	Louisiana	79 57
												272	H	Western Mich.	69 66
												280	H	Norfolk St.	60 42
												349	H	Savannah St.	74 51

LAST 12 Division I GAMES:															
151	A	Alabama	43 46	18	H	Texas A&M	60 72								
96	A	Arkansas	61 73	50	H	Auburn	51 64								
9	H	Mississippi St.	66 80	9	A	Mississippi St.	49 80								
98	A	Georgia	56 78	177	A	Vanderbilt	68 80								
177	H	Vanderbilt	65 60	225	H	Florida	76 66								
15	A	South Carolina	42 76	21	A	Kentucky	55 49								

Non-Div I Games:

Ole Miss

■ Loss,
■ Non-Conf,
■ S Site,
■ H Home
■ A Away
N Neutral

Average RPI Win:	323	WON-LOST	WINNING	LAST 10	STRENGTH OF	OPP. STRENGTH	TEAM	ADJ.	CONF.	ADJ CONF.
Average RPI Loss:	155	RECORD	PCT. RANK	GAMES	SCHEDULE	OF SCHEDULE	RPI	RPI	RPI	RPI
DIV. I ONLY	6- 21	306	1- 0	269	245	319	319	19	19	
DIV. I NON-CONF.	4- 7	228	1- 0	271	294	282	282	19	19	
TOTALS	RPI 1-25	RPI 26-50	W-L RECORDS	RPI 51-100	RPI 101-150	RPI 150+				
6- 21	0- 0	0- 5	OVERALL	0- 2	0- 2	6- 12				
4- 8	0- 0	0- 2	HOME	0- 0	0- 1	4- 5				
1- 12	0- 0	0- 3	AWAY	0- 2	0- 1	1- 6				
1- 1	0- 0	0- 0	NEUTRAL	0- 0	0- 0	1- 1				
4- 7	0- 0	0- 1	NON-CONFERENCE	0- 2	0- 2	4- 2				
2- 2	0- 0	0- 0	HOME	0- 0	0- 1	2- 1				
1- 4	0- 0	0- 1	AWAY	0- 2	0- 1	1- 0				
1- 1	0- 0	0- 0	NEUTRAL	0- 0	0- 0	1- 1				
2- 14	0- 0	0- 4	CONFERENCE	0- 0	0- 0	2- 10				
2- 6	0- 0	0- 2	HOME	0- 0	0- 0	2- 4				
0- 8	0- 0	0- 2	AWAY	0- 0	0- 0	0- 6				
0- 0	0- 0	0- 0	NEUTRAL	0- 0	0- 0	0- 0				

RPI S	Opponent	Score	RPI S	Opponent	Score	RPI S	Opponent	Score	RPI S	Opponent	Score	Team's RPI: 319
28	A South Dakota St.	47 81	28	H South Dakota St.	38 82	94	A UNI	50 79	145	H CSUN	52 64	
35	A Kansas St.	46 61	37	A South Dakota	33 78	95	A Creighton	51 66	148	A Montana St.	56 59	
37	H South Dakota	49 80							157	H Bradley	60 80	
									158	A Denver	76 82	
									158	H Denver	68 95	
									168	A Oral Roberts	64 65	
									168	H Oral Roberts	56 71	
									206	N Campbell	52 65	
									226	A Western Ill.	70 78	
									226	H Western Ill.	67 79	
									239	A North Dakota	57 68	
									239	H North Dakota	68 69	
									264	H CSU Bakersfield	53 46	
									323	A North Dakota St.	48 55	
									323	H North Dakota St.	78 61	
									333	A Detroit Mercy	51 42	
									334	A Purdue Fort Wayne	48 56	
									334	H Purdue Fort Wayne	70 61	
									337	H USC Upstate	96 69	
									345	N Florida A&M	57 50	
LAST 12 Division I GAMES:												
345	N Florida A&M	57 50	226	H Western Ill.	67 79							
158	A Denver	76 82	37	A South Dakota	33 78							
168	A Oral Roberts	64 65	239	H North Dakota	68 69							
323	A North Dakota St.	48 55	28	A South Dakota St.	47 81							
334	H Purdue Fort Wayne	70 61	334	A Purdue Fort Wayne	48 56							
28	H South Dakota St.	38 82	37	H South Dakota	49 80							

Non-Div I Games: Peru St. 91 44 Graceland (IA) 81 39

Omaha

Loss, Non-Conf, S Site, H Home A Away N Neutral

Average RPI Win: 267		WON-LOST	WINNING	LAST 10	STRENGTH OF	OPP. STRENGTH	TEAM	ADJ.	CONF.	ADJ CONF.
Average RPI Loss: 96		RECORD	PCT. RANK	GAMES	SCHEDULE	OF SCHEDULE	RPI	RPI	RPI	RPI
DIV. I ONLY		15- 12	145	1- 0	231	171	168	168	19	19
DIV. I NON-CONF.		5- 6	177	0- 0	204	86	172	172	19	19
TOTALS		RPI 1-25	RPI 26-50	W-L RECORDS	RPI 51-100	RPI 101-150	RPI 150+			
15- 12	0- 1		0- 4	OVERALL	0- 2	0- 1	15- 4			
7- 5	0- 0		0- 2	HOME	0- 1	0- 0	7- 2			
8- 7	0- 1		0- 2	AWAY	0- 1	0- 1	8- 2			
0- 0	0- 0		0- 0	NEUTRAL	0- 0	0- 0	0- 0			
5- 6	0- 1		0- 0	NON-CONFERENCE	0- 2	0- 1	5- 2			
2- 2	0- 0		0- 0	HOME	0- 1	0- 0	2- 1			
3- 4	0- 1		0- 0	AWAY	0- 1	0- 1	3- 1			
0- 0	0- 0		0- 0	NEUTRAL	0- 0	0- 0	0- 0			
10- 6	0- 0		0- 4	CONFERENCE	0- 0	0- 0	10- 2			
5- 3	0- 0		0- 2	HOME	0- 0	0- 0	5- 1			
5- 3	0- 0		0- 2	AWAY	0- 0	0- 0	5- 1			
0- 0	0- 0		0- 0	NEUTRAL	0- 0	0- 0	0- 0			

RPI 1-25				RPI 26-50				RPI 51-100				RPI 101+				Team's RPI: 168	
RPI	S	Opponent	Score	RPI	S	Opponent	Score	RPI	S	Opponent	Score	RPI	S	Opponent	Score		
7	A	Iowa	77 90	28	A	South Dakota St.	55 68	76	H	UT Arlington	62 80	126	A	Oklahoma St.	69 89		
				28	H	South Dakota St.	65 74	96	A	Arkansas	61 74	156	A	Kansas	58 70		
				37	A	South Dakota	64 75					158	A	Denver	76 93		
				37	H	South Dakota	72 76					158	H	Denver	74 66		
												162	H	Tulsa	68 76		
												163	A	Texas St.	81 64		
												184	A	Sam Houston St.	73 62		
												226	A	Western Ill.	92 85		
												226	H	Western Ill.	68 64		
												232	H	UMKC	75 64		
												239	A	North Dakota	80 58		
												239	H	North Dakota	67 75		
												279	H	Southern Utah	64 59		
												319	A	Omaha	71 56		
												319	H	Omaha	65 64		
												323	A	North Dakota St.	65 54		
												323	H	North Dakota St.	101 72		
												334	A	Purdue Fort Wayne	72 61		
												334	H	Purdue Fort Wayne	66 56		
												342	A	Houston Baptist	74 56		
LAST 12 Division I GAMES:																	
				319	H	Omaha	65 64	28	H	South Dakota St.	65 74						
				226	A	Western Ill.	92 85	334	H	Purdue Fort Wayne	66 56						
				239	A	North Dakota	80 58	323	H	North Dakota St.	101 72						
				323	A	North Dakota St.	65 54	158	A	Denver	76 93						
				37	A	South Dakota	64 75	37	H	South Dakota	72 76						
				158	H	Denver	74 66	28	A	South Dakota St.	55 68						

Non-Div I Games:	Harris-Stowe	74	46	Cent. Christian (KS94	47
------------------	--------------	----	----	-----------------------	----

Oral Roberts

Loss, Non-Conf, S Site, H Home A Away N Neutral

Oregon

Through Games Of March 2, 2019

Average RPI Win:	97	WON-LOST	WINNING	LAST 10	STRENGTH OF	OPP. STRENGTH	TEAM	ADJ.	CONF.	ADJ CONF.
Average RPI Loss:	30	RECORD	PCT. RANK	GAMES	SCHEDULE	OF SCHEDULE	RPI	RPI	RPI	RPI
DIV. I ONLY	25- 3	8	1- 0	17	13	5	5	2	2	
DIV. I NON-CONF.	10- 1	17	0- 0	22	40	6	6	2	2	
TOTALS	RPI 1-25	RPI 26-50	W-L RECORDS	RPI 51-100	RPI 101-150	RPI 150+				
25- 3	5- 1	6- 2	OVERALL	4- 0	3- 0	7- 0				
14- 1	4- 0	2- 1	HOME	2- 0	1- 0	5- 0				
10- 2	1- 1	4- 1	AWAY	2- 0	1- 0	2- 0				
1- 0	0- 0	0- 0	NEUTRAL	0- 0	1- 0	0- 0				
10- 1	2- 0	2- 1	NON-CONFERENCE	1- 0	1- 0	4- 0				
6- 0	2- 0	1- 0	HOME	0- 0	0- 0	3- 0				
3- 1	0- 0	1- 1	AWAY	1- 0	0- 0	1- 0				
1- 0	0- 0	0- 0	NEUTRAL	0- 0	1- 0	0- 0				
15- 2	3- 1	4- 1	CONFERENCE	3- 0	2- 0	3- 0				
8- 1	2- 0	1- 1	HOME	2- 0	1- 0	2- 0				
7- 1	1- 1	3- 0	AWAY	1- 0	1- 0	1- 0				
0- 0	0- 0	0- 0	NEUTRAL	0- 0	0- 0	0- 0				

RPI	S	Opponent	Score	RPI	S	Opponent	Score	RPI	S	Opponent	Score	RPI	S	Opponent	Score
4	A	Stanford	88 48	28	A	South Dakota St.	87 79	52	A	Saint Mary's (CA)	79 55	143	A	Washington St.	79 64
9	H	Mississippi St.	82 74	30	A	UCLA	72 52	68	H	Utah	87 65	143	H	Washington St.	98 58
10	H	Syracuse	75 73	30	H	UCLA	69 74	86	A	Arizona	83 54	149	N	UC Riverside	94 44
16	H	Arizona St.	77 71	31	H	Buffalo	102 82	86	H	Arizona	93 60	166	A	Washington	76 57
20	A	Oregon St.	62 67	39	A	California	105 82					166	H	Washington	84 71
20	H	Oregon St.	77 68	40	A	Michigan St.	82 88					169	H	Colorado	102 43
				45	A	Southern California	93 53					173	A	Utah St.	88 58
				45	H	Southern California	96 78					185	H	UC Irvine	115 69
												273	H	Long Beach St.	110 48
												292	H	Air Force	82 36
LAST 12 Division I GAMES:															
86	A	Arizona	83 54	39	A	California	105 82								
45	H	Southern California	96 78	169	H	Colorado	102 43								
30	H	UCLA	69 74	68	H	Utah	87 65								
20	A	Oregon St.	62 67	166	A	Washington	76 57								
20	H	Oregon St.	77 68	143	A	Washington St.	79 64								
4	A	Stanford	88 48	86	H	Arizona	93 60								

Non-Div I Games: Alas. Fairbanks 115 36

Oregon

Loss, Non-Conf, S Site, H Home A Away N Neutral

Oregon St.

Through Games Of March 2, 2019

Average RPI Win:	129	WON-LOST	WINNING	LAST 10	STRENGTH OF	OPP. STRENGTH	TEAM	ADJ.	CONF.	ADJ CONF.
Average RPI Loss:	10	RECORD	PCT. RANK	GAMES	SCHEDULE	OF SCHEDULE	RPI	RPI	RPI	RPI
DIV. I ONLY	23- 6	24	0- 1	59	3	20	20	2	2	
DIV. I NON-CONF.	10- 2	37	0- 1	186	21	60	60	2	2	
TOTALS	RPI 1-25	RPI 26-50	W-L RECORDS	RPI 51-100	RPI 101-150	RPI 150+				
23- 6	2- 6	5- 0	OVERALL	4- 0	3- 0	9- 0				
15- 1	1- 1	2- 0	HOME	4- 0	1- 0	7- 0				
5- 3	0- 3	3- 0	AWAY	0- 0	1- 0	1- 0				
3- 2	1- 2	0- 0	NEUTRAL	0- 0	1- 0	1- 0				
10- 2	1- 2	0- 0	NON-CONFERENCE	2- 0	1- 0	6- 0				
7- 0	0- 0	0- 0	HOME	2- 0	0- 0	5- 0				
0- 0	0- 0	0- 0	AWAY	0- 0	0- 0	0- 0				
3- 2	1- 2	0- 0	NEUTRAL	0- 0	1- 0	1- 0				
13- 4	1- 4	5- 0	CONFERENCE	2- 0	2- 0	3- 0				
8- 1	1- 1	2- 0	HOME	2- 0	1- 0	2- 0				
5- 3	0- 3	3- 0	AWAY	0- 0	1- 0	1- 0				
0- 0	0- 0	0- 0	NEUTRAL	0- 0	0- 0	0- 0				

RPI 1-25				Team's RPI: 20		RPI 26-50				RPI 51-100				RPI 101+					
RPI	S	Opponent	Score		RPI	S	Opponent	Score		RPI	S	Opponent	Score		RPI	S	Opponent	Score	
1	N	Notre Dame	81	91	30	A	UCLA	83	73	52	H	Saint Mary's (CA)	89	56	115	N	Western Ky.	74	60
4	A	Stanford	44	61	30	H	UCLA	75	72	68	H	Utah	71	63	143	A	Washington St.	52	35
5	A	Oregon	68	77	39	A	California	82	74	84	H	Duke	71	57	143	H	Washington St.	76	69
5	H	Oregon	67	62	45	A	Southern California	76	52	86	H	Arizona	86	64	164	H	Santa Clara	82	31
15	N	South Carolina	70	68	45	H	Southern California	68	61						166	A	Washington	86	39
16	A	Arizona St.	54	66											166	H	Washington	78	67
16	H	Arizona St.	76	79											169	H	Colorado	89	65
18	N	Texas A&M	70	76											180	N	Eastern Wash.	93	45
															264	H	CSU Bakersfield	92	52
															282	H	La Salle	100	46
															324	H	Cal Poly	79	54
															346	H	Ark.-Pine Bluff	89	33
LAST 12 Division I GAMES:																			
1	N	Notre Dame	81	91	5	A	Oregon	68	77										
15	N	South Carolina	70	68	39	A	California	82	74										
16	A	Arizona St.	54	66	4	A	Stanford	44	61										
30	H	UCLA	75	72	68	H	Utah	71	63										
45	H	Southern California	68	61	169	H	Colorado	89	65										
5	H	Oregon	67	62	143	A	Washington St.	52	35										

Non-Div I Games:

Oregon St.

■ Loss,
 ■ Non-Conf,
 ■ S Site,
 ■ H Home
 ■ A Away
 N Neutral

Average RPI Win:	204	WON-LOST	WINNING	LAST 10	STRENGTH OF	OPP. STRENGTH	TEAM	ADJ.	CONF.	ADJ CONF.
Average RPI Loss:	56	RECORD	PCT. RANK	GAMES	SCHEDULE	OF SCHEDULE	RPI	RPI	RPI	RPI
DIV. I ONLY	17- 11	112	0- 1	98	98	97	97	7	7	
DIV. I NON-CONF.	7- 3	83	0- 0	172	203	80	80	7	7	
TOTALS	RPI 1-25	RPI 26-50	W-L RECORDS	RPI 51-100	RPI 101-150	RPI 150+				
17- 11	0- 3	0- 4	OVERALL	4- 2	1- 1	12- 1				
9- 4	0- 1	0- 1	HOME	2- 1	1- 0	6- 1				
8- 6	0- 2	0- 2	AWAY	2- 1	0- 1	6- 0				
0- 1	0- 0	0- 1	NEUTRAL	0- 0	0- 0	0- 0				
7- 3	0- 1	0- 2	NON-CONFERENCE	2- 0	0- 0	5- 0				
4- 0	0- 0	0- 0	HOME	1- 0	0- 0	3- 0				
3- 2	0- 1	0- 1	AWAY	1- 0	0- 0	2- 0				
0- 1	0- 0	0- 1	NEUTRAL	0- 0	0- 0	0- 0				
10- 8	0- 2	0- 2	CONFERENCE	2- 2	1- 1	7- 1				
5- 4	0- 1	0- 1	HOME	1- 1	1- 0	3- 1				
5- 4	0- 1	0- 1	AWAY	1- 1	0- 1	4- 0				
0- 0	0- 0	0- 0	NEUTRAL	0- 0	0- 0	0- 0				

RPI 1-25				RPI 26-50				RPI 51-100 Team's RPI: 97				RPI 101+			
RPI	S	Opponent	Score	RPI	S	Opponent	Score	RPI	S	Opponent	Score	RPI	S	Opponent	Score
13	A	Gonzaga	65 88	33	A	BYU	49 75	52	A	Saint Mary's (CA)	62 75	105	A	Pepperdine	76 96
13	H	Gonzaga	51 63	33	H	BYU	74 77	52	H	Saint Mary's (CA)	76 67	105	H	Pepperdine	78 67
17	A	UCF	57 64	39	N	California	69 81	56	H	Wyoming	70 64	164	A	Santa Clara	74 70
				49	A	Lamar University	66 82	79	A	UC Davis	83 80	164	H	Santa Clara	83 88
								100	A	Loyola Marymount	81 75	175	A	Portland	76 66
								100	H	Loyola Marymount	67 72	175	H	Portland	87 77
												250	A	San Francisco	85 75
												250	H	San Francisco	74 48
												261	A	Cal St. Fullerton	72 64
												269	A	San Diego	70 53
												269	H	San Diego	79 47
												297	H	UC Santa Barbara	69 53
												302	A	San Jose St.	91 67
												323	H	North Dakota St.	75 68
												344	H	Seattle U	75 61
LAST 12 Division I GAMES:															
52	A	Saint Mary's (CA)	62 75	269	A	San Diego	70 53								
100	A	Loyola Marymount	81 75	175	H	Portland	87 77								
105	A	Pepperdine	76 96	13	H	Gonzaga	51 63								
164	H	Santa Clara	83 88	105	H	Pepperdine	78 67								
250	H	San Francisco	74 48	100	H	Loyola Marymount	67 72								
33	A	BYU	49 75	250	A	San Francisco	85 75								

Non-Div I Games:

Pacific

■ Loss,
■ Non-Conf,
■ S Site,
■ Home
■ A Away
N Neutral

Average RPI Win:	209	WON-LOST	WINNING	LAST 10	STRENGTH OF	OPP. STRENGTH	TEAM	ADJ.	CONF.	ADJ CONF.
Average RPI Loss:	49	RECORD	PCT. RANK	GAMES	SCHEDULE	OF SCHEDULE	RPI	RPI	RPI	RPI
DIV. I ONLY	19- 5	32	1- 0	165	110	61	61	11	11	
DIV. I NON-CONF.	9- 3	61	0- 0	213	103	86	86	11	11	
TOTALS	RPI 1-25	RPI 26-50	W-L RECORDS	RPI 51-100	RPI 101-150	RPI 150+				
19- 5	0- 1	0- 1	OVERALL	3- 3	1- 0	15- 0				
10- 2	0- 0	0- 1	HOME	1- 1	1- 0	8- 0				
9- 2	0- 1	0- 0	AWAY	2- 1	0- 0	7- 0				
0- 1	0- 0	0- 0	NEUTRAL	0- 1	0- 0	0- 0				
9- 3	0- 1	0- 1	NON-CONFERENCE	1- 1	0- 0	8- 0				
4- 1	0- 0	0- 1	HOME	0- 0	0- 0	4- 0				
5- 1	0- 1	0- 0	AWAY	1- 0	0- 0	4- 0				
0- 1	0- 0	0- 0	NEUTRAL	0- 1	0- 0	0- 0				
10- 2	0- 0	0- 0	CONFERENCE	2- 2	1- 0	7- 0				
6- 1	0- 0	0- 0	HOME	1- 1	1- 0	4- 0				
4- 1	0- 0	0- 0	AWAY	1- 1	0- 0	3- 0				
0- 0	0- 0	0- 0	NEUTRAL	0- 0	0- 0	0- 0				

RPI 1-25				RPI 26-50				RPI 51-100				RPI 101+			
RPI	S	Opponent	Score	RPI	S	Opponent	Score	RPI	S	Opponent	Score	RPI	S	Opponent	Score
1	A	Notre Dame	55 75	43	H	Villanova	50 58	55	A	Princeton	66 60	125	H	Yale	54 48
								55	H	Princeton	53 68	165	H	Temple	71 62
								57	N	Maine	46 47	197	A	Dartmouth	60 44
								74	A	Drexel	55 39	197	H	Dartmouth	56 52
								87	A	Harvard	72 80	198	A	Stetson	75 53
								87	H	Harvard	75 70	203	A	Cornell	59 46
												203	H	Cornell	69 58
												236	H	Saint Joseph's	65 45
												245	A	Columbia	72 60
												245	H	Columbia	79 56
												249	A	Navy	65 61
												266	A	Siena	58 51
												282	H	La Salle	65 34
												286	H	Brown	83 43
												325	A	Iona	66 43
												326	H	NJIT	85 42
LAST 12 Division I GAMES:															
197	H	Dartmouth	56 52	197	A	Dartmouth	60 44								
87	H	Harvard	75 70	125	H	Yale	54 48								
55	H	Princeton	53 68	286	H	Brown	83 43								
203	H	Cornell	69 58	245	A	Columbia	72 60								
245	H	Columbia	79 56	203	A	Cornell	59 46								
87	A	Harvard	72 80	165	H	Temple	71 62								

Non-Div I Games: Haverford 81 46

Penn

Average RPI Win:	165	WON-LOST	WINNING	LAST 10	STRENGTH OF	OPP. STRENGTH	TEAM	ADJ.	CONF.	ADJ CONF.
Average RPI Loss:	59	RECORD	PCT. RANK	GAMES	SCHEDULE	OF SCHEDULE	RPI	RPI	RPI	RPI
DIV. I ONLY	12- 17	222	0- 1	27	66	133	133	4	4	
DIV. I NON-CONF.	7- 4	108	0- 0	47	127	95	95	6	6	
TOTALS	RPI 1-25	RPI 26-50	W-L RECORDS	RPI 51-100	RPI 101-150	RPI 150+				
12- 17	0- 4	0- 6	OVERALL	3- 3	2- 4	7- 0				
9- 9	0- 2	0- 3	HOME	3- 2	1- 2	5- 0				
3- 8	0- 2	0- 3	AWAY	0- 1	1- 2	2- 0				
0- 0	0- 0	0- 0	NEUTRAL	0- 0	0- 0	0- 0				
7- 4	0- 1	0- 1	NON-CONFERENCE	2- 0	2- 2	3- 0				
6- 3	0- 0	0- 1	HOME	2- 0	1- 2	3- 0				
1- 1	0- 1	0- 0	AWAY	0- 0	1- 0	0- 0				
0- 0	0- 0	0- 0	NEUTRAL	0- 0	0- 0	0- 0				
5- 13	0- 3	0- 5	CONFERENCE	1- 3	0- 2	4- 0				
3- 6	0- 2	0- 2	HOME	1- 2	0- 0	2- 0				
2- 7	0- 1	0- 3	AWAY	0- 1	0- 2	2- 0				
0- 0	0- 0	0- 0	NEUTRAL	0- 0	0- 0	0- 0				

RPI 1-25				RPI 26-50				RPI 51-100				RPI 101+ Team's RPI: 133			
RPI	S	Opponent	Score	RPI	S	Opponent	Score	RPI	S	Opponent	Score	RPI	S	Opponent	Score
7	H	Iowa	61 81	26	A	Rutgers	61 74	55	H	Princeton	79 71	102	A	Minnesota	67 97
14	A	Maryland	67 79	26	H	Rutgers	61 69	75	A	Ohio St.	73 78	110	A	Fordham	72 55
14	H	Maryland	61 77	39	H	California	58 75	75	H	Ohio St.	71 76	114	A	Northwestern	63 78
23	A	Florida St.	58 87	40	A	Michigan St.	48 57	77	H	American	80 59	121	H	Providence	74 72
				46	H	Michigan	62 66	81	H	Nebraska	74 79	135	H	Duquesne	58 64
				50	A	Indiana	75 83	83	H	Purdue	72 61	140	H	Stony Brook	70 81
												192	A	Wisconsin	65 59
												192	H	Wisconsin	71 64
												210	A	Illinois	76 65
												210	H	Illinois	62 48
												228	H	Jacksonville	80 61
												239	H	North Dakota	75 68
												257	H	St. Bonaventure	80 65
LAST 12 Division I GAMES:															
				81	H	Nebraska	74 79	75	A	Ohio St.	73 78				
				210	A	Illinois	76 65	7	H	Iowa	61 81				
				83	H	Purdue	72 61	40	A	Michigan St.	48 57				
				102	A	Minnesota	67 97	26	H	Rutgers	61 69				
				114	A	Northwestern	63 78	192	A	Wisconsin	65 59				
				46	H	Michigan	62 66	14	A	Maryland	67 79				

Non-Div I Games:

Penn St.

■ Loss,
■ Non-Conf,
■ S Site,
■ H Home
■ A Away
N Neutral

Pepperdine

Through Games Of March 2, 2019

Average RPI Win:	202	WON-LOST	WINNING	LAST 10	STRENGTH OF	OPP. STRENGTH	TEAM	ADJ.	CONF.	ADJ CONF.
Average RPI Loss:	107	RECORD	PCT. RANK	GAMES	SCHEDULE	OF SCHEDULE	RPI	RPI	RPI	RPI
DIV. I ONLY	18- 10	97	0- 0	203	93	105	105	7	7	
DIV. I NON-CONF.	6- 4	125	0- 0	346	211	215	215	7	7	
TOTALS	RPI 1-25	RPI 26-50	W-L RECORDS	RPI 51-100	RPI 101-150	RPI 150+				
18- 10	0- 2	1- 1	OVERALL	4- 2	0- 2	13- 3				
9- 1	0- 1	1- 0	HOME	3- 0	0- 0	5- 0				
7- 8	0- 1	0- 1	AWAY	1- 2	0- 2	6- 2				
2- 1	0- 0	0- 0	NEUTRAL	0- 0	0- 0	2- 1				
6- 4	0- 0	0- 0	NON-CONFERENCE	0- 0	0- 2	6- 2				
1- 0	0- 0	0- 0	HOME	0- 0	0- 0	1- 0				
3- 3	0- 0	0- 0	AWAY	0- 0	0- 2	3- 1				
2- 1	0- 0	0- 0	NEUTRAL	0- 0	0- 0	2- 1				
12- 6	0- 2	1- 1	CONFERENCE	4- 2	0- 0	7- 1				
8- 1	0- 1	1- 0	HOME	3- 0	0- 0	4- 0				
4- 5	0- 1	0- 1	AWAY	1- 2	0- 0	3- 1				
0- 0	0- 0	0- 0	NEUTRAL	0- 0	0- 0	0- 0				

RPI 1-25				RPI 26-50				RPI 51-100				RPI 101+ Team's RPI: 105			
RPI	S	Opponent	Score	RPI	S	Opponent	Score	RPI	S	Opponent	Score	RPI	S	Opponent	Score
13	A	Gonzaga	60 83	33	A	BYU	58 83	52	A	Saint Mary's (CA)	68 79	113	A	Idaho St.	63 65
13	H	Gonzaga	54 79	33	H	BYU	79 65	52	H	Saint Mary's (CA)	77 72	121	A	Providence	47 66
								97	A	Pacific	67 78	164	A	Santa Clara	76 74
								97	H	Pacific	96 76	164	H	Santa Clara	74 48
								100	A	Loyola Marymount	73 55	169	A	Colorado	65 80
								100	H	Loyola Marymount	95 86	175	A	Portland	63 85
												175	H	Portland	82 68
												235	A	Hawaii	65 64
												237	N	Northern Ky.	51 46
												250	A	San Francisco	72 66
												250	H	San Francisco	69 50
												254	N	Sacramento St.	113 97
												269	A	San Diego	74 55
												269	H	San Diego	88 65
												282	N	La Salle	55 62
												320	H	Weber St.	68 47
												324	A	Cal Poly	70 63
												344	A	Seattle U	78 64
LAST 12 Division I GAMES:															
175	A	Portland	63 85	250	A	San Francisco	72 66								
13	A	Gonzaga	60 83	33	H	BYU	79 65								
52	H	Saint Mary's (CA)	77 72	269	H	San Diego	88 65								
97	H	Pacific	96 76	97	A	Pacific	67 78								
100	A	Loyola Marymount	73 55	52	A	Saint Mary's (CA)	68 79								
164	A	Santa Clara	76 74	100	H	Loyola Marymount	95 86								

Non-Div I Games: Cal St. L.A. 80 56

Pepperdine

Loss, Non-Conf, S Site, H Home A Away N Neutral

Pittsburgh

Through Games Of March 2, 2019

Average RPI Win:	150	WON-LOST	WINNING	LAST 10	STRENGTH OF	OPP. STRENGTH	TEAM	ADJ.	CONF.	ADJ CONF.
Average RPI Loss:	56	RECORD	PCT. RANK	GAMES	SCHEDULE	OF SCHEDULE	RPI	RPI	RPI	RPI
DIV. I ONLY	11- 18	240	1- 0	18	22	122	122	1	1	
DIV. I NON-CONF.	9- 5	104	0- 0	68	137	89	89	1	1	
TOTALS	RPI 1-25	RPI 26-50	W-L RECORDS	RPI 51-100	RPI 101-150	RPI 150+				
11- 18	0- 8	1- 1	OVERALL	2- 5	5- 3	3- 1				
6- 9	0- 3	1- 0	HOME	1- 3	2- 3	2- 0				
3- 8	0- 5	0- 1	AWAY	0- 2	3- 0	0- 0				
2- 1	0- 0	0- 0	NEUTRAL	1- 0	0- 0	1- 1				
9- 5	0- 1	0- 0	NON-CONFERENCE	2- 2	4- 1	3- 1				
5- 3	0- 1	0- 0	HOME	1- 1	2- 1	2- 0				
2- 1	0- 0	0- 0	AWAY	0- 1	2- 0	0- 0				
2- 1	0- 0	0- 0	NEUTRAL	1- 0	0- 0	1- 1				
2- 13	0- 7	1- 1	CONFERENCE	0- 3	1- 2	0- 0				
1- 6	0- 2	1- 0	HOME	0- 2	0- 2	0- 0				
1- 7	0- 5	0- 1	AWAY	0- 1	1- 0	0- 0				
0- 0	0- 0	0- 0	NEUTRAL	0- 0	0- 0	0- 0				

RPI S	Opponent	Score	RPI S	Opponent	Score	RPI S	Opponent	Score	RPI S	Opponent	Score	Team's RPI: 122
1	A Notre Dame	44 100	34	H North Carolina	91 78	53	H Clemson	59 65	101	H Virginia	57 74	
3	A Louisville	42 70	44	A Georgia Tech	55 67	59	H Virginia Tech	58 74	110	H Fordham	65 62	
8	A NC State	34 63				70	H West Virginia	43 77	114	A Northwestern	52 49	
10	A Syracuse	63 90				80	A Georgetown	41 70	118	H Youngstown St.	55 64	
10	H Syracuse	50 82				82	H Cincinnati	65 48	120	H Boston College	55 59	
17	H UCF	58 61				84	A Duke	55 74	124	H UNCW	60 56	
19	H Miami (FL)	51 65				96	N Arkansas	61 54	135	A Duquesne	66 58	
23	A Florida St.	46 78							139	A Wake Forest	70 64	
									192	N Wisconsin	42 57	
									229	H Saint Francis (PA)	78 75	
									288	H New Orleans	90 38	
									301	N Tennessee St.	78 56	
LAST 12 Division I GAMES:												
139	A Wake Forest	70 64	84	A Duke	55 74							
10	A Syracuse	63 90	59	H Virginia Tech	58 74							
23	A Florida St.	46 78	3	A Louisville	42 70							
34	H North Carolina	91 78	101	H Virginia	57 74							
19	H Miami (FL)	51 65	53	H Clemson	59 65							
44	A Georgia Tech	55 67	10	H Syracuse	50 82							

Non-Div I Games:

Pittsburgh

■ Loss,
 ■ Non-Conf, S Site,
 ■ Home
 ■ Away
 N Neutral

Portland

Through Games Of March 2, 2019

Average RPI Win:	246	WON-LOST	WINNING	LAST 10	STRENGTH OF	OPP. STRENGTH	TEAM	ADJ.	CONF.	ADJ CONF.
Average RPI Loss:	89	RECORD	PCT. RANK	GAMES	SCHEDULE	OF SCHEDULE	RPI	RPI	RPI	RPI
DIV. I ONLY	11- 16	225	0- 0	108	119	175	175	7	7	
DIV. I NON-CONF.	6- 3	91	0- 0	212	334	138	138	7	7	
TOTALS	RPI 1-25	RPI 26-50	W-L RECORDS	RPI 51-100	RPI 101-150	RPI 150+				
11- 16	0- 2	0- 2	OVERALL	0- 7	1- 2	10- 3				
6- 7	0- 1	0- 1	HOME	0- 3	1- 0	5- 2				
5- 8	0- 1	0- 1	AWAY	0- 3	0- 2	5- 1				
0- 1	0- 0	0- 0	NEUTRAL	0- 1	0- 0	0- 0				
6- 3	0- 0	0- 0	NON-CONFERENCE	0- 1	0- 1	6- 1				
3- 1	0- 0	0- 0	HOME	0- 0	0- 0	3- 1				
3- 1	0- 0	0- 0	AWAY	0- 0	0- 1	3- 0				
0- 1	0- 0	0- 0	NEUTRAL	0- 1	0- 0	0- 0				
5- 13	0- 2	0- 2	CONFERENCE	0- 6	1- 1	4- 2				
3- 6	0- 1	0- 1	HOME	0- 3	1- 0	2- 1				
2- 7	0- 1	0- 1	AWAY	0- 3	0- 1	2- 1				
0- 0	0- 0	0- 0	NEUTRAL	0- 0	0- 0	0- 0				

RPI 1-25				RPI 26-50				RPI 51-100				RPI 101+ Team's RPI: 175			
RPI	S	Opponent	Score	RPI	S	Opponent	Score	RPI	S	Opponent	Score	RPI	S	Opponent	Score
13	A	Gonzaga	71 97	33	A	BYU	71 79	52	A	Saint Mary's (CA)	85 113	105	A	Pepperdine	68 82
13	H	Gonzaga	62 93	33	H	BYU	69 70	52	H	Saint Mary's (CA)	91 98	105	H	Pepperdine	85 63
								86	N	Arizona	70 92	130	A	Portland St.	79 92
								97	A	Pacific	77 87	164	A	Santa Clara	68 106
								97	H	Pacific	66 76	164	H	Santa Clara	66 72
								100	A	Loyola Marymount	58 76	173	H	Utah St.	61 54
								100	H	Loyola Marymount	54 70	185	H	UC Irvine	69 84
												235	A	Hawaii	72 65
												250	A	San Francisco	69 66
												250	H	San Francisco	78 73
												261	H	Cal St. Fullerton	83 74
												269	A	San Diego	69 60
												269	H	San Diego	96 74
												277	A	Utah Valley	65 60
												292	H	Air Force	79 60
												320	A	Weber St.	89 73
LAST 12 Division I GAMES:															
105	H	Pepperdine	85 63	13	H	Gonzaga	62 93	97	A	Pacific	77 87	52	A	Saint Mary's (CA)	85 113
100	H	Loyola Marymount	54 70	33	A	BYU	71 79	100	H	Loyola Marymount	58 76	173	H	Utah St.	61 54
164	A	Santa Clara	68 106	33	H	BYU	69 70	97	H	Pacific	66 76	235	A	Hawaii	72 65
250	A	San Francisco	69 66					100	A	Loyola Marymount	54 70	250	A	San Francisco	69 66
269	H	San Diego	96 74					97	A	Pacific	77 87	250	H	San Francisco	78 73
33	H	BYU	69 70					52	A	Saint Mary's (CA)	85 113	261	H	Cal St. Fullerton	83 74
								100	H	Loyola Marymount	58 76	269	A	San Diego	69 60
								97	H	Pacific	66 76	269	H	San Diego	96 74
								52	A	Saint Mary's (CA)	85 113	277	A	Utah Valley	65 60
								100	H	Loyola Marymount	58 76	292	H	Air Force	79 60
								97	A	Pacific	77 87	320	A	Weber St.	89 73
								52	A	Saint Mary's (CA)	85 113				
								100	H	Loyola Marymount	58 76				
								97	H	Pacific	66 76				
								52	A	Saint Mary's (CA)	85 113				
								100	H	Loyola Marymount	58 76				
								97	A	Pacific	77 87				
								52	A	Saint Mary's (CA)	85 113				
								100	H	Loyola Marymount	58 76				
								97	H	Pacific	66 76				
								52	A	Saint Mary's (CA)	85 113				
								100	H	Loyola Marymount	58 76				
								97	A	Pacific	77 87				
								52	A	Saint Mary's (CA)	85 113				
								100	H	Loyola Marymount	58 76				
								97	H	Pacific	66 76				
								52	A	Saint Mary's (CA)	85 113				
								100	H	Loyola Marymount	58 76				
								97	A	Pacific	77 87				
								52	A	Saint Mary's (CA)	85 113				
								100	H	Loyola Marymount	58 76				
								97	H	Pacific	66 76				
								52	A	Saint Mary's (CA)	85 113				
								100	H	Loyola Marymount	58 76				
								97	A	Pacific	77 87				
								52	A	Saint Mary's (CA)	85 113				
								100	H	Loyola Marymount	58 76				
								97	H	Pacific	66 76				
								52	A	Saint Mary's (CA)	85 113				
								100	H	Loyola Marymount	58 76				
								97	A	Pacific	77 87				
								52	A	Saint Mary's (CA)	85 113				
								100	H	Loyola Marymount	58 76				
								97	H	Pacific	66 76				
								52	A	Saint Mary's (CA)	85 113				
								100	H	Loyola Marymount	58 76				
								97	A	Pacific	77 87				
								52	A	Saint Mary's (CA)	85 113				
								100	H	Loyola Marymount	58 76				
								97	H	Pacific	66 76				
								52	A	Saint Mary's (CA)	85 113				
								100	H	Loyola Marymount	58 76				
								97	A	Pacific	77 87				
								52	A	Saint Mary's (CA)	85 113				
								100	H	Loyola Marymount	58 76				
								97	H	Pacific	66 76				
								52	A	Saint Mary's (CA)	85 113				
								100	H	Loyola Marymount	58 76				
								97	A	Pacific	77 87				
								52	A	Saint Mary's (CA)	85 113				
								100	H	Loyola Marymount	58 76				
								97	H	Pacific	66 76				
								52	A	Saint Mary's (CA)	85 113				
								100	H	Loyola Marymount	58 76				
								97	A	Pacific	77 87				
								52	A	Saint Mary's (CA)	85 113				
								100	H	Loyola Marymount	58 76				
								97	H	Pacific	66 76				
								52	A	Saint Mary's (CA)	85 113				
								100	H	Loyola Marymount	58 76				
								97	A	Pacific	77 87				
								52	A	Saint Mary's (CA)	85 113				
								100	H	Loyola Marymount	58 76				
								97	H	Pacific	66 76				
								52	A	Saint Mary's (CA)	85 113				
								100	H	Loyola Marymount	58 76				
								97	A	Pacific	77 87				
								52	A	Saint Mary's (CA)	85 113				
								100	H	Loyola Marymount	58 76				
								97	H	Pacific	66 76				
								52	A	Saint Mary's (CA)	85 113				
								100	H	Loyola Marymount	58 76				
								97	A	Pacific	77 87				
								52	A	Saint Mary's (CA)	85 113				
								100	H	Loyola Marymount	58 76				
								97	H	Pacific	66 76				
								52	A	Saint Mary's (CA)	85 113				
								100	H	Loyola Marymount	58 76				
								97	A	Pacific	77 87				
								52	A	Saint Mary's (CA)	85 113				
								100	H	Loyola Marymount	58 76				
								97	H	Pacific	66 76				
								52	A	Saint Mary's (CA)	85 113				
								100	H	Loyola Marymount	58 76				
								97	A	Pacific	77 87				
								52	A	Saint Mary's (CA)	85 113				
								100	H	Loyola Marymount	58 76				

Portland St.

Through Games Of March 2, 2019

Average RPI Win:	235	WON-LOST	WINNING	LAST 10	STRENGTH OF	OPP. STRENGTH	TEAM	ADJ.	CONF.	ADJ CONF.
Average RPI Loss:	111	RECORD	PCT. RANK	GAMES	SCHEDULE	OF SCHEDULE	RPI	RPI	RPI	RPI
DIV. I ONLY	20- 6	38	1- 0	302	183	130	130	16	16	
DIV. I NON-CONF.	7- 1	30	0- 0	328	288	160	160	12	12	
TOTALS	RPI 1-25	RPI 26-50	W-L RECORDS	RPI 51-100	RPI 101-150	RPI 150+				
20- 6	0- 0	0- 0	OVERALL	1- 2	2- 3	17- 1				
13- 3	0- 0	0- 0	HOME	1- 1	2- 1	10- 1				
7- 3	0- 0	0- 0	AWAY	0- 1	0- 2	7- 0				
0- 0	0- 0	0- 0	NEUTRAL	0- 0	0- 0	0- 0				
7- 1	0- 0	0- 0	NON-CONFERENCE	1- 0	0- 0	6- 1				
5- 1	0- 0	0- 0	HOME	1- 0	0- 0	4- 1				
2- 0	0- 0	0- 0	AWAY	0- 0	0- 0	2- 0				
0- 0	0- 0	0- 0	NEUTRAL	0- 0	0- 0	0- 0				
13- 5	0- 0	0- 0	CONFERENCE	0- 2	2- 3	11- 0				
8- 2	0- 0	0- 0	HOME	0- 1	2- 1	6- 0				
5- 3	0- 0	0- 0	AWAY	0- 1	0- 2	5- 0				
0- 0	0- 0	0- 0	NEUTRAL	0- 0	0- 0	0- 0				

RPI 1-25				RPI 26-50				RPI 51-100				RPI 101+				Team's RPI: 130	
RPI	S	Opponent	Score	RPI	S	Opponent	Score	RPI	S	Opponent	Score	RPI	S	Opponent	Score		
								73	A	Idaho	78	80	109	A	Northern Colo.	63	79
								73	H	Idaho	68	81	109	H	Northern Colo.	85	66
								79	H	UC Davis	65	50	113	A	Idaho St.	54	72
													113	H	Idaho St.	57	58
													148	H	Montana St.	55	53
													175	H	Portland	92	79
													180	A	Eastern Wash.	76	64
													180	H	Eastern Wash.	76	57
													181	H	Montana	78	60
													185	H	UC Irvine	68	73
													196	H	UNLV	58	49
													243	A	Northern Ariz.	74	59
													243	H	Northern Ariz.	72	55
													254	A	Sacramento St.	75	57
													254	H	Sacramento St.	74	58
													274	A	UTEP	89	61
													279	A	Southern Utah	81	56
													279	H	Southern Utah	63	49
													302	H	San Jose St.	80	51
													320	A	Weber St.	77	59
													320	H	Weber St.	65	38
													335	A	Grand Canyon	60	55
													344	H	Seattle U	68	43
LAST 12 Division I GAMES:																	
				180	H	Eastern Wash.	76	57					109	H	Northern Colo.	85	66
				73	H	Idaho	68	81					254	H	Sacramento St.	74	58
				254	A	Sacramento St.	75	57					113	H	Idaho St.	57	58
				113	A	Idaho St.	54	72					320	H	Weber St.	65	38
				279	A	Southern Utah	81	56					73	A	Idaho	78	80
				243	A	Northern Ariz.	74	59					180	A	Eastern Wash.	76	64

Non-Div I Games: Warner Pacific 102 49

Portland St.

Loss, Non-Conf, S Site, H Home A Away N Neutral

Prairie View

Through Games Of March 2, 2019

Average RPI Win:	295	WON-LOST	WINNING	LAST 10	STRENGTH OF	OPP. STRENGTH	TEAM	ADJ.	CONF.	ADJ CONF.
Average RPI Loss:	138	RECORD	PCT. RANK	GAMES	SCHEDULE	OF SCHEDULE	RPI	RPI	RPI	RPI
DIV. I ONLY	12- 11	162	1- 0	282	297	191	191	29	29	
DIV. I NON-CONF.	1- 7	319	0- 0	38	27	210	210	28	28	
TOTALS	RPI 1-25	RPI 26-50	W-L RECORDS	RPI 51-100	RPI 101-150	RPI 150+				
12- 11	0- 2	0- 1	OVERALL	0- 1	0- 1	12- 6				
5- 3	0- 0	0- 1	HOME	0- 0	0- 0	5- 2				
6- 8	0- 2	0- 0	AWAY	0- 1	0- 1	6- 4				
1- 0	0- 0	0- 0	NEUTRAL	0- 0	0- 0	1- 0				
1- 7	0- 2	0- 1	NON-CONFERENCE	0- 1	0- 1	1- 2				
0- 1	0- 0	0- 1	HOME	0- 0	0- 0	0- 0				
0- 6	0- 2	0- 0	AWAY	0- 1	0- 1	0- 2				
1- 0	0- 0	0- 0	NEUTRAL	0- 0	0- 0	1- 0				
11- 4	0- 0	0- 0	CONFERENCE	0- 0	0- 0	11- 4				
5- 2	0- 0	0- 0	HOME	0- 0	0- 0	5- 2				
6- 2	0- 0	0- 0	AWAY	0- 0	0- 0	6- 2				
0- 0	0- 0	0- 0	NEUTRAL	0- 0	0- 0	0- 0				

RPI 1-25				RPI 26-50				RPI 51-100				RPI 101+ Team's RPI: 191			
RPI	S	Opponent	Score	RPI	S	Opponent	Score	RPI	S	Opponent	Score	RPI	S	Opponent	Score
11	A	Iowa St.	46 94	29	H	Rice	58 68	96	A	Arkansas	44 71	126	A	Oklahoma St.	50 70
18	A	Texas A&M	57 70									169	A	Colorado	38 79
												176	A	Southern U.	55 54
												200	A	Grambling	57 73
												200	H	Grambling	63 64
												223	A	Texas Southern	67 73
												223	H	Texas Southern	44 52
												227	A	UTRGV	50 57
												256	N	A&M-Corpus Christi	67 59
												270	H	Alabama St.	71 59
												271	A	Jackson St.	89 80
												271	H	Jackson St.	76 57
												298	A	Alabama A&M	72 69
												298	H	Alabama A&M	77 65
												331	A	Mississippi Val.	75 65
												331	H	Mississippi Val.	91 55
												346	A	Ark.-Pine Bluff	80 41
												346	H	Ark.-Pine Bluff	79 46
												351	A	Alcorn	82 61
LAST 12 Division I GAMES:															
298	A	Alabama A&M	72 69	270	H	Alabama St.	71 59								
346	H	Ark.-Pine Bluff	79 46	298	H	Alabama A&M	77 65								
331	H	Mississippi Val.	91 55	346	A	Ark.-Pine Bluff	80 41								
200	A	Grambling	57 73	331	A	Mississippi Val.	75 65								
271	A	Jackson St.	89 80	200	H	Grambling	63 64								
223	A	Texas Southern	67 73	271	H	Jackson St.	76 57								

Non-Div I Games: Jarvis Christian 117 32 Arlington Baptist 105 31

Prairie View

Loss, Non-Conf, S Site, H Home A Away N Neutral

Presbyterian

Through Games Of March 2, 2019

Average RPI Win:	319	WON-LOST	WINNING	LAST 10	STRENGTH OF	OPP. STRENGTH	TEAM	ADJ.	CONF.	ADJ CONF.
Average RPI Loss:	197	RECORD	PCT. RANK	GAMES	SCHEDULE	OF SCHEDULE	RPI	RPI	RPI	RPI
DIV. I ONLY	6- 21	306	1- 0	308	301	330	330	28	28	
DIV. I NON-CONF.	2- 9	297	0- 0	290	256	322	322	29	29	
TOTALS	RPI 1-25	RPI 26-50	W-L RECORDS	RPI 51-100	RPI 101-150	RPI 150+				
6- 21	0- 0	0- 0	OVERALL	0- 3	0- 3	6- 15				
3- 8	0- 0	0- 0	HOME	0- 0	0- 1	3- 7				
3- 13	0- 0	0- 0	AWAY	0- 3	0- 2	3- 8				
0- 0	0- 0	0- 0	NEUTRAL	0- 0	0- 0	0- 0				
2- 9	0- 0	0- 0	NON-CONFERENCE	0- 2	0- 1	2- 6				
1- 2	0- 0	0- 0	HOME	0- 0	0- 0	1- 2				
1- 7	0- 0	0- 0	AWAY	0- 2	0- 1	1- 4				
0- 0	0- 0	0- 0	NEUTRAL	0- 0	0- 0	0- 0				
4- 12	0- 0	0- 0	CONFERENCE	0- 1	0- 2	4- 9				
2- 6	0- 0	0- 0	HOME	0- 0	0- 1	2- 5				
2- 6	0- 0	0- 0	AWAY	0- 1	0- 1	2- 4				
0- 0	0- 0	0- 0	NEUTRAL	0- 0	0- 0	0- 0				

RPI S	Opponent	Score	RPI S	Opponent	Score	RPI S	Opponent	Score	RPI S	Opponent	Score	Team's RPI: 330
						63	A Tennessee	49 97	119	A High Point	40 79	
						88	A Radford	49 59	119	H High Point	63 70	
						98	A Georgia	59 83	124	A UNCW	48 63	
									153	A Davidson	56 83	
									177	A Vanderbilt	43 78	
									190	A UNC Asheville	45 51	
									190	H UNC Asheville	43 52	
									201	A Furman	68 76	
									206	A Campbell	46 51	
									207	A Hampton	62 79	
									207	H Hampton	68 82	
									247	H Gardner-Webb	58 66	
									267	H Wofford	61 50	
									283	A Samford	54 75	
									287	H Ga. Southern	68 69	
									291	H South Carolina St.	48 57	
									293	A Winthrop	52 55	
									293	H Winthrop	54 62	
									294	H Charleston So.	55 63	
									296	A Col. of Charleston	71 65	
									337	A USC Upstate	66 58	
									337	H USC Upstate	70 54	
									339	A Longwood	64 60	
									339	H Longwood	81 66	
LAST 12 Division I GAMES:												
339	A	Longwood	64	60	207	A	Hampton	62	79			
207	H	Hampton	68	82	294	H	Charleston So.	55	63			
337	A	USC Upstate	66	58	190	H	UNC Asheville	43	52			
119	H	High Point	63	70	293	A	Winthrop	52	55			
190	A	UNC Asheville	45	51	88	A	Radford	49	59			
293	H	Winthrop	54	62	247	H	Gardner-Webb	58	66			

Non-Div I Games:

Presbyterian

Loss, Non-Conf, S Site, H Home A Away N Neutral

RPI 1-25				RPI 26-50				RPI 51-100				Team's RPI: 55		RPI 101+			
RPI	S	Opponent	Score	RPI	S	Opponent	Score	RPI	S	Opponent	Score		RPI	S	Opponent	Score	
10	N	Syracuse	61 92	35	N	Kansas St.	61 80	61	A	Penn	68 53		112	A	Hartford	75 38	
24	N	DePaul	67 82	43	A	Villanova	46 67	61	H	Penn	60 66		125	H	Yale	86 96	
				47	H	Quinnipiac	54 42	87	A	Harvard	75 71		128	H	Marist	60 57	
								87	H	Harvard	61 58		133	A	Penn St.	71 79	
													137	H	Seton Hall	66 70	
													153	H	Davidson	65 57	
													172	A	Rider	89 65	
													197	A	Dartmouth	82 75	
													197	H	Dartmouth	64 47	
													202	A	George Washington	49 64	
													203	A	Cornell	75 46	
													203	H	Cornell	68 64	
													230	A	Monmouth	79 47	
													245	A	Columbia	79 64	
													245	H	Columbia	65 59	
													255	A	St. Francis Brooklyn	83 64	
													286	H	Brown	93 74	
													321	A	New Hampshire	90 42	
LAST 12 Division I GAMES:																	
				87	H	Harvard	61 58	87	A	Harvard	75 71						
				197	H	Dartmouth	64 47	286	H	Brown	93 74						
				61	A	Penn	68 53	125	H	Yale	86 96						
				245	H	Columbia	65 59	203	A	Cornell	75 46						
				203	H	Cornell	68 64	245	A	Columbia	79 64						
				197	A	Dartmouth	82 75	61	H	Penn	60 66						

Non-Div I Games:

Providence

Through Games Of March 2, 2019

Average RPI Win:	162	WON-LOST	WINNING	LAST 10	STRENGTH OF	OPP. STRENGTH	TEAM	ADJ.	CONF.	ADJ CONF.
Average RPI Loss:	88	RECORD	PCT. RANK	GAMES	SCHEDULE	OF SCHEDULE	RPI	RPI	RPI	RPI
DIV. I ONLY	16- 13	151	1- 0	96	73	121	121	6	6	
DIV. I NON-CONF.	8- 4	91	1- 0	234	196	152	152	4	4	
TOTALS	RPI 1-25	RPI 26-50	W-L RECORDS	RPI 51-100	RPI 101-150	RPI 150+				
16- 13	0- 3	1- 2	OVERALL	3- 3	5- 4	7- 1				
9- 6	0- 1	1- 1	HOME	1- 2	3- 2	4- 0				
6- 7	0- 2	0- 1	AWAY	2- 1	2- 2	2- 1				
1- 0	0- 0	0- 0	NEUTRAL	0- 0	0- 0	1- 0				
8- 4	0- 0	0- 1	NON-CONFERENCE	0- 0	3- 2	5- 1				
5- 2	0- 0	0- 1	HOME	0- 0	2- 1	3- 0				
2- 2	0- 0	0- 0	AWAY	0- 0	1- 1	1- 1				
1- 0	0- 0	0- 0	NEUTRAL	0- 0	0- 0	1- 0				
8- 9	0- 3	1- 1	CONFERENCE	3- 3	2- 2	2- 0				
4- 4	0- 1	1- 0	HOME	1- 2	1- 1	1- 0				
4- 5	0- 2	0- 1	AWAY	2- 1	1- 1	1- 0				
0- 0	0- 0	0- 0	NEUTRAL	0- 0	0- 0	0- 0				

RPI S	Opponent	Score	RPI S	Opponent	Score	RPI S	Opponent	Score	RPI S	Opponent	Score	Team's RPI: 121
12	A Marquette	46 85	43	A Villanova	33 53	66	A Butler	66 63	104	A St. John's (NY)	67 66	
24	A DePaul	62 88	43	H Villanova	67 61	66	H Butler	74 68	104	H St. John's (NY)	57 60	
24	H DePaul	61 76	47	H Quinnipiac	44 48	80	A Georgetown	56 61	105	H Pepperdine	66 47	
						80	H Georgetown	52 68	107	H Northeastern	59 65	
						95	A Creighton	77 63	120	A Boston College	61 57	
						95	H Creighton	64 73	125	H Yale	59 42	
									133	A Penn St.	72 74	
									137	A Seton Hall	73 79	
									137	H Seton Hall	82 75	
									193	A Xavier	63 55	
									193	H Xavier	71 58	
									205	H Sacred Heart	62 52	
									237	H Northern Ky.	48 43	
									258	A Rhode Island	65 72	
									282	H La Salle	77 47	
									299	N Bryant	72 64	
									322	A UMass Lowell	71 47	
LAST 12 Division I GAMES:												
299	N Bryant	72 64	137	H Seton Hall	82 75							
24	H DePaul	61 76	80	A Georgetown	56 61							
95	H Creighton	64 73	43	A Villanova	33 53							
66	A Butler	66 63	95	A Creighton	77 63							
193	A Xavier	63 55	193	H Xavier	71 58							
104	H St. John's (NY)	57 60	66	H Butler	74 68							

Non-Div I Games:

Providence

Loss, Non-Conf, S Site, H Home A Away N Neutral

Average RPI Win:	145	WON-LOST	WINNING	LAST 10	STRENGTH OF	OPP. STRENGTH	TEAM	ADJ.	CONF.	ADJ CONF.
Average RPI Loss:	65	RECORD	PCT. RANK	GAMES	SCHEDULE	OF SCHEDULE	RPI	RPI	RPI	RPI
DIV. I ONLY	17- 13	138	0- 1	36	57	83	83	4	4	
DIV. I NON-CONF.	9- 4	85	0- 0	97	63	81	81	6	6	
TOTALS	RPI 1-25	RPI 26-50	W-L RECORDS	RPI 51-100	RPI 101-150	RPI 150+				
17- 13	2- 4	2- 3	OVERALL	2- 2	3- 3	8- 1				
13- 4	2- 2	2- 0	HOME	2- 1	1- 1	6- 0				
3- 7	0- 1	0- 3	AWAY	0- 1	2- 1	1- 1				
1- 2	0- 1	0- 0	NEUTRAL	0- 0	0- 1	1- 0				
9- 4	1- 2	0- 1	NON-CONFERENCE	1- 0	0- 1	7- 0				
7- 1	1- 1	0- 0	HOME	1- 0	0- 0	5- 0				
1- 1	0- 0	0- 1	AWAY	0- 0	0- 0	1- 0				
1- 2	0- 1	0- 0	NEUTRAL	0- 0	0- 1	1- 0				
8- 9	1- 2	2- 2	CONFERENCE	1- 2	3- 2	1- 1				
6- 3	1- 1	2- 0	HOME	1- 1	1- 1	1- 0				
2- 6	0- 1	0- 2	AWAY	0- 1	2- 1	0- 1				
0- 0	0- 0	0- 0	NEUTRAL	0- 0	0- 0	0- 0				

RPI S	Opponent	Score	RPI S	Opponent	Score	RPI S	Opponent	Score	RPI S	Opponent	Score
6 N	UConn	40 86	26 A	Rutgers	63 65	75 H	Ohio St.	60 42	102 A	Minnesota	64 53
7 A	Iowa	58 72	38 A	Ohio	73 80	81 A	Nebraska	61 67	102 H	Minnesota	45 65
7 H	Iowa	62 57	40 A	Michigan St.	66 74	81 H	Nebraska	64 84	104 N	St. John's (NY)	62 68
14 H	Maryland	55 58	46 H	Michigan	71 70	87 H	Harvard	66 65	114 A	Northwestern	57 54
15 H	South Carolina	73 82	50 H	Indiana	56 53				114 H	Northwestern	61 58
19 H	Miami (FL)	74 63							133 A	Penn St.	61 72
									157 H	Bradley	74 61
									192 A	Wisconsin	69 76
									210 H	Illinois	72 50
									214 N	Ole Miss	70 59
									222 A	Ball St.	80 38
									226 H	Western Ill.	81 60
									242 H	Loyola Chicago	65 41
									244 H	Albany (NY)	53 41
									334 H	Purdue Fort Wayne	78 44
LAST 12 Division I GAMES:											
14 H	Maryland	55 58	40 A	Michigan St.	66 74						
133 A	Penn St.	61 72	81 H	Nebraska	64 84						
114 H	Northwestern	61 58	7 A	Iowa	58 72						
102 H	Minnesota	45 65	102 A	Minnesota	64 53						
81 A	Nebraska	61 67	50 H	Indiana	56 53						
210 H	Illinois	72 50	26 A	Rutgers	63 65						

Non-Div I Games:

Purdue

■ Loss,
■ Non-Conf,
S Site,
■ Home
■ Away
N Neutral

Average RPI Win:	282	WON-LOST	WINNING	LAST 10	STRENGTH OF	OPP. STRENGTH	TEAM	ADJ.	CONF.	ADJ CONF.
Average RPI Loss:	192	RECORD	PCT. RANK	GAMES	SCHEDULE	OF SCHEDULE	RPI	RPI	RPI	RPI
DIV. I ONLY	4- 21	331	1- 0	303	238	334	334	19	19	
DIV. I NON-CONF.	1- 8	322	0- 0	340	293	348	348	19	19	
TOTALS	RPI 1-25	RPI 26-50	W-L RECORDS	RPI 51-100	RPI 101-150	RPI 150+				
4- 21	0- 0	0- 4	OVERALL	0- 1	0- 0	4- 16				
3- 8	0- 0	0- 2	HOME	0- 0	0- 0	3- 6				
1- 13	0- 0	0- 2	AWAY	0- 1	0- 0	1- 10				
0- 0	0- 0	0- 0	NEUTRAL	0- 0	0- 0	0- 0				
1- 8	0- 0	0- 0	NON-CONFERENCE	0- 1	0- 0	1- 7				
0- 3	0- 0	0- 0	HOME	0- 0	0- 0	0- 3				
1- 5	0- 0	0- 0	AWAY	0- 1	0- 0	1- 4				
0- 0	0- 0	0- 0	NEUTRAL	0- 0	0- 0	0- 0				
3- 13	0- 0	0- 4	CONFERENCE	0- 0	0- 0	3- 9				
3- 5	0- 0	0- 2	HOME	0- 0	0- 0	3- 3				
0- 8	0- 0	0- 2	AWAY	0- 0	0- 0	0- 6				
0- 0	0- 0	0- 0	NEUTRAL	0- 0	0- 0	0- 0				

RPI 1-25				RPI 26-50				RPI 51-100				RPI 101+				Team's RPI: 334	
RPI	S	Opponent	Score	RPI	S	Opponent	Score	RPI	S	Opponent	Score	RPI	S	Opponent	Score		
				28	A	South Dakota St.	68 92	83	A	Purdue	44 78	158	A	Denver	62 82		
				28	H	South Dakota St.	52 85					158	H	Denver	70 55		
				37	A	South Dakota	51 69					168	A	Oral Roberts	56 66		
				37	H	South Dakota	49 71					168	H	Oral Roberts	61 72		
												194	A	Milwaukee	48 70		
												211	H	Eastern Mich.	72 87		
												226	A	Western Ill.	59 73		
												226	H	Western Ill.	61 90		
												233	H	SIUE	49 57		
												239	A	North Dakota	60 79		
												239	H	North Dakota	58 74		
												242	A	Loyola Chicago	67 81		
												272	A	Western Mich.	61 69		
												290	A	Eastern Ill.	63 72		
												310	H	Valparaiso	64 68		
												319	A	Omaha	61 70		
												319	H	Omaha	56 48		
												323	A	North Dakota St.	54 70		
												323	H	North Dakota St.	66 46		
												329	A	Evansville	72 66		
LAST 12 Division I GAMES:																	
				323	H	North Dakota St.	66 46	37	H	South Dakota	49 71						
				239	H	North Dakota	58 74	168	A	Oral Roberts	56 66						
				28	A	South Dakota St.	68 92	158	H	Denver	70 55						
				319	A	Omaha	61 70	319	H	Omaha	56 48						
				158	A	Denver	62 82	226	A	Western Ill.	59 73						
				226	H	Western Ill.	61 90	37	A	South Dakota	51 69						

Non-Div I Games: Taylor (IN) 84 74 Goshen 86 45 Ind.-Kokomo 87 50

Purdue Fort Wayne

Loss, Non-Conf, S Site, H Home A Away N Neutral

Quinnipiac

Through Games Of March 2, 2019

Average RPI Win:	229	WON-LOST	WINNING	LAST 10	STRENGTH OF	OPP. STRENGTH	TEAM	ADJ.	CONF.	ADJ CONF.
Average RPI Loss:	33	RECORD	PCT. RANK	GAMES	SCHEDULE	OF SCHEDULE	RPI	RPI	RPI	RPI
DIV. I ONLY	23- 6	24	1- 0	115	188	47	47	26	26	
DIV. I NON-CONF.	5- 6	177	1- 0	21	9	58	58	27	27	
TOTALS	RPI 1-25	RPI 26-50	W-L RECORDS	RPI 51-100	RPI 101-150	RPI 150+				
23- 6	0- 2	0- 3	OVERALL	2- 1	3- 0	18- 0				
10- 2	0- 2	0- 0	HOME	0- 0	1- 0	9- 0				
12- 2	0- 0	0- 1	AWAY	2- 1	2- 0	8- 0				
1- 2	0- 0	0- 2	NEUTRAL	0- 0	0- 0	1- 0				
5- 6	0- 2	0- 3	NON-CONFERENCE	2- 1	1- 0	2- 0				
1- 2	0- 2	0- 0	HOME	0- 0	0- 0	1- 0				
3- 2	0- 0	0- 1	AWAY	2- 1	1- 0	0- 0				
1- 2	0- 0	0- 2	NEUTRAL	0- 0	0- 0	1- 0				
18- 0	0- 0	0- 0	CONFERENCE	0- 0	2- 0	16- 0				
9- 0	0- 0	0- 0	HOME	0- 0	1- 0	8- 0				
9- 0	0- 0	0- 0	AWAY	0- 0	1- 0	8- 0				
0- 0	0- 0	0- 0	NEUTRAL	0- 0	0- 0	0- 0				

RPI 1-25				RPI 26-50				Team's RPI: 47		RPI 51-100				RPI 101+			
RPI	S	Opponent	Score	RPI	S	Opponent	Score		RPI	S	Opponent	Score	RPI	S	Opponent	Score	
17	H	UCF	45 47	27	N	Missouri	51 65		55	A	Princeton	42 54	121	A	Providence	48 44	
25	H	Central Mich.	52 67	32	N	Texas	55 56		74	A	Drexel	56 52	128	A	Marist	76 69	
				41	A	Bucknell	58 75		87	A	Harvard	72 67	128	H	Marist	78 66	
													172	A	Rider	66 60	
													172	H	Rider	72 56	
													222	N	Ball St.	69 66	
													230	A	Monmouth	58 46	
													230	H	Monmouth	67 38	
													265	A	Niagara	96 55	
													265	H	Niagara	62 42	
													266	A	Siena	67 38	
													266	H	Siena	68 31	
													268	H	Richmond	65 48	
													275	A	Manhattan	64 39	
													275	H	Manhattan	59 42	
													281	A	Canisius	55 42	
													281	H	Canisius	68 51	
													295	A	Fairfield	48 40	
													295	H	Fairfield	81 36	
													325	A	Iona	76 39	
													343	H	Saint Peter's	90 45	
LAST 12 Division I GAMES:																	
				222	N	Ball St.	69 66		295	A	Fairfield	48 40					
				27	N	Missouri	51 65		275	A	Manhattan	64 39					
				266	A	Siena	67 38		281	H	Canisius	68 51					
				275	H	Manhattan	59 42		265	H	Niagara	62 42					
				128	H	Marist	78 66		172	H	Rider	72 56					
				172	A	Rider	66 60		230	A	Monmouth	58 46					

Non-Div I Games:

Quinnipiac

Loss, Non-Conf, S Site, H Home A Away N Neutral

Average RPI Win:	236	WON-LOST	WINNING	LAST 10	STRENGTH OF	OPP. STRENGTH	TEAM	ADJ.	CONF.	ADJ CONF.
Average RPI Loss:	121	RECORD	PCT. RANK	GAMES	SCHEDULE	OF SCHEDULE	RPI	RPI	RPI	RPI
DIV. I ONLY	20- 6	38	1- 0	197	271	88	88	28	28	
DIV. I NON-CONF.	5- 5	162	0- 0	103	69	109	109	29	29	
TOTALS	RPI 1-25	RPI 26-50	W-L RECORDS	RPI 51-100	RPI 101-150	RPI 150+				
20- 6	0- 1	0- 0	OVERALL	1- 2	3- 1	16- 2				
10- 1	0- 0	0- 0	HOME	0- 0	1- 1	9- 0				
9- 4	0- 1	0- 0	AWAY	1- 1	2- 0	6- 2				
1- 1	0- 0	0- 0	NEUTRAL	0- 1	0- 0	1- 0				
5- 5	0- 1	0- 0	NON-CONFERENCE	1- 2	1- 1	3- 1				
2- 1	0- 0	0- 0	HOME	0- 0	0- 1	2- 0				
2- 3	0- 1	0- 0	AWAY	1- 1	1- 0	0- 1				
1- 1	0- 0	0- 0	NEUTRAL	0- 1	0- 0	1- 0				
15- 1	0- 0	0- 0	CONFERENCE	0- 0	2- 0	13- 1				
8- 0	0- 0	0- 0	HOME	0- 0	1- 0	7- 0				
7- 1	0- 0	0- 0	AWAY	0- 0	1- 0	6- 1				
0- 0	0- 0	0- 0	NEUTRAL	0- 0	0- 0	0- 0				

RPI 1-25				RPI 26-50				RPI 51-100 Team's RPI: 88				RPI 101+			
RPI	S	Opponent	Score	RPI	S	Opponent	Score	RPI	S	Opponent	Score	RPI	S	Opponent	Score
8	A	NC State	58 75					59	A	Virginia Tech	44 55	101	A	Virginia	57 44
								81	N	Nebraska	39 77	119	A	High Point	84 79
								99	A	VCU	54 49	119	H	High Point	80 58
												131	H	Morehead St.	72 79
												165	N	Temple	56 50
												190	A	UNC Asheville	45 44
												190	H	UNC Asheville	60 46
												206	A	Campbell	56 52
												206	H	Campbell	61 57
												207	A	Hampton	54 68
												231	H	ETSU	79 64
												239	A	Mt. St. Mary's	77 89
												247	H	Gardner-Webb	79 69
												291	H	South Carolina St.	61 31
												293	A	Winthrop	79 57
												293	H	Winthrop	70 49
												294	A	Charleston So.	67 41
												330	H	Presbyterian	59 49
												337	A	USC Upstate	82 41
												337	H	USC Upstate	55 43
												339	A	Longwood	68 34
												339	H	Longwood	81 52
LAST 12 Division I GAMES:															
337	H	USC Upstate	55 43	247	H	Gardner-Webb	79 69								
190	A	UNC Asheville	45 44	337	A	USC Upstate	82 41								
206	H	Campbell	61 57	206	A	Campbell	56 52								
293	A	Winthrop	79 57	330	H	Presbyterian	59 49								
339	H	Longwood	81 52	339	A	Longwood	68 34								
119	A	High Point	84 79	294	A	Charleston So.	67 41								

Non-Div I Games: Shepherd 60 46

Radford

■ Loss,
 ■ Non-Conf, S Site,
 ■ Home
 ■ Away
 N Neutral

Rhode Island

Through Games Of March 2, 2019

Average RPI Win:	214	WON-LOST	WINNING	LAST 10	STRENGTH OF	OPP. STRENGTH	TEAM	ADJ.	CONF.	ADJ CONF.
Average RPI Loss:	159	RECORD	PCT. RANK	GAMES	SCHEDULE	OF SCHEDULE	RPI	RPI	RPI	RPI
DIV. I ONLY	8- 20	282	1- 0	170	167	258	258	17	17	
DIV. I NON-CONF.	5- 7	206	1- 0	87	163	163	163	16	16	
TOTALS	RPI 1-25	RPI 26-50	W-L RECORDS	RPI 51-100	RPI 101-150	RPI 150+				
8- 20	0- 1	0- 0	OVERALL	0- 3	1- 6	7- 10				
3- 11	0- 0	0- 0	HOME	0- 1	1- 5	2- 5				
5- 9	0- 1	0- 0	AWAY	0- 2	0- 1	5- 5				
0- 0	0- 0	0- 0	NEUTRAL	0- 0	0- 0	0- 0				
5- 7	0- 1	0- 0	NON-CONFERENCE	0- 2	1- 3	4- 1				
3- 3	0- 0	0- 0	HOME	0- 1	1- 2	2- 0				
2- 4	0- 1	0- 0	AWAY	0- 1	0- 1	2- 1				
0- 0	0- 0	0- 0	NEUTRAL	0- 0	0- 0	0- 0				
3- 13	0- 0	0- 0	CONFERENCE	0- 1	0- 3	3- 9				
0- 8	0- 0	0- 0	HOME	0- 0	0- 3	0- 5				
3- 5	0- 0	0- 0	AWAY	0- 1	0- 0	3- 4				
0- 0	0- 0	0- 0	NEUTRAL	0- 0	0- 0	0- 0				

RPI	S	Opponent	Score	RPI	S	Opponent	Score	RPI	S	Opponent	Score	RPI	S	Opponent	Score	Team's RPI: 258
21	A	Kentucky	52 75					53	A	Clemson	67 80	102	A	Minnesota	71 91	
								87	H	Harvard	47 80	110	H	Fordham	38 56	
								99	A	VCU	39 74	112	H	Hartford	51 65	
												116	H	Dayton	62 74	
												120	H	Boston College	64 88	
												121	H	Providence	72 65	
												135	H	Duquesne	58 75	
												153	A	Davidson	64 58	
												153	H	Davidson	67 77	
												178	A	Saint Louis	68 56	
												186	A	Holy Cross	65 73	
												189	A	Robert Morris	46 41	
												202	H	George Washington	59 64	
												213	A	George Mason	69 75	
												216	A	Massachusetts	34 56	
												216	H	Massachusetts	53 57	
												236	H	Saint Joseph's	48 55	
												239	H	North Dakota	77 63	
												257	A	St. Bonaventure	61 62	
												257	H	St. Bonaventure	68 84	
												268	A	Richmond	66 60	
												278	A	Vermont	61 58	
												282	A	La Salle	71 77	
												286	H	Brown	72 67	
LAST 12 Division I GAMES:																
286	H	Brown	72 67	216	A	Massachusetts	34 56									
216	H	Massachusetts	53 57	282	A	La Salle	71 77									
153	A	Davidson	64 58	116	H	Dayton	62 74									
236	H	Saint Joseph's	48 55	257	H	St. Bonaventure	68 84									
257	A	St. Bonaventure	61 62	213	A	George Mason	69 75									
135	H	Duquesne	58 75	110	H	Fordham	38 56									

Non-Div I Games:

Rhode Island

■ Loss,
■ Non-Conf,
■ S Site,
■ H Home
■ A Away
N Neutral

Average RPI Win:	195	WON-LOST	WINNING	LAST 10	STRENGTH OF	OPP. STRENGTH	TEAM	ADJ.	CONF.	ADJ CONF.
Average RPI Loss:	27	RECORD	PCT. RANK	GAMES	SCHEDULE	OF SCHEDULE	RPI	RPI	RPI	RPI
DIV. I ONLY	24- 3	9	1- 0	160	122	29	29	14	14	
DIV. I NON-CONF.	9- 3	61	0- 0	174	99	63	63	17	17	
TOTALS	RPI 1-25	RPI 26-50	W-L RECORDS	RPI 51-100	RPI 101-150	RPI 150+				
24- 3	0- 1	0- 2	OVERALL	3- 0	4- 0	17- 0				
13- 0	0- 0	0- 0	HOME	1- 0	2- 0	10- 0				
10- 2	0- 1	0- 1	AWAY	2- 0	2- 0	6- 0				
1- 1	0- 0	0- 1	NEUTRAL	0- 0	0- 0	1- 0				
9- 3	0- 1	0- 2	NON-CONFERENCE	1- 0	1- 0	7- 0				
5- 0	0- 0	0- 0	HOME	0- 0	1- 0	4- 0				
3- 2	0- 1	0- 1	AWAY	1- 0	0- 0	2- 0				
1- 1	0- 0	0- 1	NEUTRAL	0- 0	0- 0	1- 0				
15- 0	0- 0	0- 0	CONFERENCE	2- 0	3- 0	10- 0				
8- 0	0- 0	0- 0	HOME	1- 0	1- 0	6- 0				
7- 0	0- 0	0- 0	AWAY	1- 0	2- 0	4- 0				
0- 0	0- 0	0- 0	NEUTRAL	0- 0	0- 0	0- 0				

RPI 1-25				RPI 26-50				Team's RPI: 29				RPI 51-100				RPI 101+			
RPI	S	Opponent	Score	RPI	S	Opponent	Score	RPI	S	Opponent	Score	RPI	S	Opponent	Score	RPI	S	Opponent	Score
18	A	Texas A&M	54 65	30	A	UCLA	50 59	67	A	Middle Tenn.	60 47	103	A	UAB	55 43				
				34	N	North Carolina	50 71	71	A	Little Rock	79 65	115	A	Western Ky.	68 46				
								89	H	Old Dominion	48 42	117	H	Charlotte	61 51				
												132	H	Georgia St.	66 49				
												167	A	Louisiana Tech	61 51				
												167	H	Louisiana Tech	78 42				
												174	N	Coastal Caro.	56 52				
												182	A	North Texas	59 47				
												182	H	North Texas	64 52				
												187	A	Southern Miss.	58 47				
												191	A	Prairie View	68 58				
												199	A	Marshall	79 67				
												204	H	SMU	66 52				
												223	H	Texas Southern	76 71				
												274	H	UTEP	76 42				
												288	H	New Orleans	67 56				
												303	A	Incarinate Word	74 63				
												304	H	Fla. Atlantic	63 35				
												308	H	UTSA	85 54				
												316	H	FIU	76 44				
												317	H	McNeese	93 65				
LAST 12 Division I GAMES:																			
167	H	Louisiana Tech	78 42	89	H	Old Dominion	48 42												
182	A	North Texas	59 47	117	H	Charlotte	61 51												
304	H	Fla. Atlantic	63 35	103	A	UAB	55 43												
316	H	FIU	76 44	67	A	Middle Tenn.	60 47												
199	A	Marshall	79 67	182	H	North Texas	64 52												
115	A	Western Ky.	68 46	274	H	UTEP	76 42												

Non-Div I Games:

Rice

■ Loss,
■ Non-Conf,
■ S Site,
■ H Home
■ A Away
N Neutral

Average RPI Win:	243	WON-LOST	WINNING	LAST 10	STRENGTH OF	OPP. STRENGTH	TEAM	ADJ.	CONF.	ADJ CONF.
Average RPI Loss:	139	RECORD	PCT. RANK	GAMES	SCHEDULE	OF SCHEDULE	RPI	RPI	RPI	RPI
DIV. I ONLY	9- 20	273	1- 0	152	155	268	268	17	17	
DIV. I NON-CONF.	3- 10	278	0- 0	107	123	264	264	16	16	
TOTALS	RPI 1-25	RPI 26-50	W-L RECORDS	RPI 51-100	RPI 101-150	RPI 150+				
9- 20	0- 1	0- 2	OVERALL	0- 5	0- 4	9- 8				
8- 7	0- 0	0- 1	HOME	0- 3	0- 0	8- 3				
1- 12	0- 1	0- 1	AWAY	0- 1	0- 4	1- 5				
0- 1	0- 0	0- 0	NEUTRAL	0- 1	0- 0	0- 0				
3- 10	0- 1	0- 2	NON-CONFERENCE	0- 3	0- 1	3- 3				
3- 4	0- 0	0- 1	HOME	0- 2	0- 0	3- 1				
0- 5	0- 1	0- 1	AWAY	0- 0	0- 1	0- 2				
0- 1	0- 0	0- 0	NEUTRAL	0- 1	0- 0	0- 0				
6- 10	0- 0	0- 0	CONFERENCE	0- 2	0- 3	6- 5				
5- 3	0- 0	0- 0	HOME	0- 1	0- 0	5- 2				
1- 7	0- 0	0- 0	AWAY	0- 1	0- 3	1- 3				
0- 0	0- 0	0- 0	NEUTRAL	0- 0	0- 0	0- 0				

RPI 1-25				RPI 26-50				RPI 51-100				RPI 101+ Team's RPI: 268			
RPI	S	Opponent	Score	RPI	S	Opponent	Score	RPI	S	Opponent	Score	RPI	S	Opponent	Score
17	A	UCF	48 70	38	H	Ohio	58 109	59	N	Virginia Tech	57 85	110	A	Fordham	48 60
				47	A	Quinnipiac	48 65	74	H	Drexel	35 58	116	A	Dayton	50 71
								80	H	Georgetown	53 73	135	A	Duquesne	54 80
								99	A	VCU	37 58	139	A	Wake Forest	48 62
								99	H	VCU	43 68	153	A	Davidson	55 78
												154	A	William & Mary	55 65
												178	A	Saint Louis	48 78
												188	H	UMES	57 55
												202	H	George Washington	56 48
												213	H	George Mason	52 67
												216	A	Massachusetts	38 64
												216	H	Massachusetts	62 58
												219	H	Howard	67 60
												236	H	Saint Joseph's	46 45
												257	H	St. Bonaventure	57 49
												258	H	Rhode Island	60 66
												282	A	La Salle	74 60
												282	H	La Salle	56 51
												295	H	Fairfield	40 58
												304	A	Fla. Atlantic	55 69
												306	H	UNC Greensboro	59 48
LAST 12 Division I GAMES:															
202	H	George Washington	56 48	99	A	VCU	37 58								
216	A	Massachusetts	38 64	116	A	Dayton	50 71								
282	H	La Salle	56 51	216	H	Massachusetts	62 58								
213	H	George Mason	52 67	282	A	La Salle	74 60								
178	A	Saint Louis	48 78	236	H	Saint Joseph's	46 45								
257	H	St. Bonaventure	57 49	135	A	Duquesne	54 80								

Non-Div I Games:

Richmond

■ Loss,
 ■ Non-Conf, S Site,
 ■ Home
 ■ Away
 N Neutral

Average RPI Win: 265	WON-LOST	WINNING	LAST 10	STRENGTH OF	OPP. STRENGTH	TEAM	ADJ.	CONF.	ADJ CONF.
Average RPI Loss: 151	RECORD	PCT. RANK	GAMES	SCHEDULE	OF SCHEDULE	RPI	RPI	RPI	RPI
DIV. I ONLY	18- 11	105	0- 1	264	264	172	172	26	26
DIV. I NON-CONF.	4- 7	228	0- 1	221	194	243	243	27	27
TOTALS	RPI 1-25	RPI 26-50	W-L RECORDS	RPI 51-100	RPI 101-150	RPI 150+			
18- 11	0- 0	0- 3	OVERALL	0- 2	2- 1	16- 5			
8- 6	0- 0	0- 1	HOME	0- 2	1- 0	7- 3			
10- 4	0- 0	0- 2	AWAY	0- 0	1- 0	9- 2			
0- 1	0- 0	0- 0	NEUTRAL	0- 0	0- 1	0- 0			
4- 7	0- 0	0- 1	NON-CONFERENCE	0- 2	0- 1	4- 3			
2- 3	0- 0	0- 0	HOME	0- 2	0- 0	2- 1			
2- 3	0- 0	0- 1	AWAY	0- 0	0- 0	2- 2			
0- 1	0- 0	0- 0	NEUTRAL	0- 0	0- 1	0- 0			
14- 4	0- 0	0- 2	CONFERENCE	0- 0	2- 0	12- 2			
6- 3	0- 0	0- 1	HOME	0- 0	1- 0	5- 2			
8- 1	0- 0	0- 1	AWAY	0- 0	1- 0	7- 0			
0- 0	0- 0	0- 0	NEUTRAL	0- 0	0- 0	0- 0			

RPI S	Opponent	Score	RPI S	Opponent	Score	RPI S	Opponent	Score	RPI S	Opponent	Score	Team's RPI: 172
			41 A	Bucknell	59 80	55 H	Princeton	65 89	120 N	Boston College	61 112	
			47 A	Quinnipiac	56 72	80 H	Georgetown	49 79	128 A	Marist	68 58	
			47 H	Quinnipiac	60 66				128 H	Marist	70 64	
									186 A	Holy Cross	61 71	
									230 A	Monmouth	55 43	
									230 H	Monmouth	65 50	
									236 A	Saint Joseph's	56 54	
									239 H	Mt. St. Mary's	85 67	
									246 A	Binghamton	62 57	
									249 H	Navy	60 66	
									265 A	Niagara	79 64	
									266 A	Siena	55 52	
									266 H	Siena	77 54	
									275 A	Manhattan	73 63	
									275 H	Manhattan	57 60	
									278 A	Vermont	49 54	
									281 H	Canisius	49 62	
									295 A	Fairfield	60 53	
									295 H	Fairfield	62 59	
									325 A	Iona	66 58	
									325 H	Iona	75 64	
									326 H	NJIT	67 46	
									343 A	Saint Peter's	78 43	
									343 H	Saint Peter's	60 38	
LAST 12 Division I GAMES:												
			120 N	Boston College	61 112	343 A	Saint Peter's	78 43				
			295 A	Fairfield	60 53	325 H	Iona	75 64				
			266 H	Siena	77 54	128 H	Marist	70 64				
			265 A	Niagara	79 64	230 H	Monmouth	65 50				
			47 H	Quinnipiac	60 66	47 A	Quinnipiac	56 72				
			275 H	Manhattan	57 60	128 A	Marist	68 58				

Non-Div I Games:

Rider

Robert Morris

Through Games Of March 2, 2019

Average RPI Win:	296	WON-LOST	WINNING	LAST 10	STRENGTH OF	OPP. STRENGTH	TEAM	ADJ.	CONF.	ADJ CONF.
Average RPI Loss:	141	RECORD	PCT. RANK	GAMES	SCHEDULE	OF SCHEDULE	RPI	RPI	RPI	RPI
DIV. I ONLY	17- 9	92	0- 1	325	305	189	189	31	31	
DIV. I NON-CONF.	2- 8	293	0- 1	225	81	310	310	31	31	
TOTALS	RPI 1-25	RPI 26-50	W-L RECORDS	RPI 51-100	RPI 101-150	RPI 150+				
17- 9	0- 1	0- 1	OVERALL	0- 2	0- 1	17- 4				
10- 3	0- 0	0- 1	HOME	0- 1	0- 0	10- 1				
7- 5	0- 1	0- 0	AWAY	0- 1	0- 1	7- 2				
0- 1	0- 0	0- 0	NEUTRAL	0- 0	0- 0	0- 1				
2- 8	0- 1	0- 1	NON-CONFERENCE	0- 2	0- 1	2- 3				
2- 3	0- 0	0- 1	HOME	0- 1	0- 0	2- 1				
0- 4	0- 1	0- 0	AWAY	0- 1	0- 1	0- 1				
0- 1	0- 0	0- 0	NEUTRAL	0- 0	0- 0	0- 1				
15- 1	0- 0	0- 0	CONFERENCE	0- 0	0- 0	15- 1				
8- 0	0- 0	0- 0	HOME	0- 0	0- 0	8- 0				
7- 1	0- 0	0- 0	AWAY	0- 0	0- 0	7- 1				
0- 0	0- 0	0- 0	NEUTRAL	0- 0	0- 0	0- 0				

RPI 1-25			RPI 26-50			RPI 51-100			RPI 101+			Team's RPI: 189
RPI	S	Opponent	Score	RPI	S	Opponent	Score	RPI	S	Opponent	Score	
7	A	Iowa	63 92	36	H	James Madison	36 59	90	H	Kent St.	46 54	118 A Youngstown St. 59 69
								100	A	Loyola Marymount	53 61	204 N SMU 55 60
												205 H Sacred Heart 64 46
												217 A Bowling Green 60 61
												229 A Saint Francis (PA) 66 60
												239 A Mt. St. Mary's 55 61
												239 H Mt. St. Mary's 70 58
												255 A St. Francis Brooklyn 75 56
												255 H St. Francis Brooklyn 74 57
												258 H Rhode Island 41 46
												282 H La Salle 67 39
												299 A Bryant 60 57
												299 H Bryant 59 56
												311 A Wagner 77 57
												311 H Wagner 69 46
												312 A Central Conn. St. 64 57
												312 H Central Conn. St. 60 40
												341 H Delaware St. 64 63
												347 A Fairleigh Dickinson 63 43
												347 H Fairleigh Dickinson 71 49
												348 A LIU Brooklyn 89 37
												348 H LIU Brooklyn 71 54
LAST 12 Division I GAMES:												
100	A	Loyola Marymount	53 61	312	H	Central Conn. St.	60 40	299	H	Bryant	59 56	
311	A	Wagner	77 57	347	A	Fairleigh Dickinson	63 43	205	H	Sacred Heart	64 46	
348	H	LIU Brooklyn	71 54	311	H	Wagner	69 46	312	A	Central Conn. St.	64 57	
255	H	St. Francis Brooklyn	74 57									
229	A	Saint Francis (PA)	66 60									
239	A	Mt. St. Mary's	55 61									

Non-Div I Games: Pitt.-Johnstown 73 53

Robert Morris

■ Loss,
 ■ Non-Conf,
 ■ S Site,
 ■ H Home
 ■ A Away
 N Neutral

Average RPI Win:	140	WON-LOST	WINNING	LAST 10	STRENGTH OF	OPP. STRENGTH	TEAM	ADJ.	CONF.	ADJ CONF.
Average RPI Loss:	42	RECORD	PCT. RANK	GAMES	SCHEDULE	OF SCHEDULE	RPI	RPI	RPI	RPI
DIV. I ONLY	20- 8	59	1- 0	28	67	26	26	4	4	
DIV. I NON-CONF.	8- 3	72	1- 1	85	125	57	57	6	6	
TOTALS	RPI 1-25	RPI 26-50	W-L RECORDS	RPI 51-100	RPI 101-150	RPI 150+				
20- 8	1- 4	3- 1	OVERALL	4- 2	5- 1	7- 0				
13- 2	0- 1	2- 0	HOME	2- 1	4- 0	5- 0				
6- 4	1- 1	1- 1	AWAY	2- 1	1- 1	1- 0				
1- 2	0- 2	0- 0	NEUTRAL	0- 0	0- 0	1- 0				
8- 3	0- 2	0- 0	NON-CONFERENCE	2- 1	1- 0	5- 0				
6- 0	0- 0	0- 0	HOME	1- 0	1- 0	4- 0				
1- 1	0- 0	0- 0	AWAY	1- 1	0- 0	0- 0				
1- 2	0- 2	0- 0	NEUTRAL	0- 0	0- 0	1- 0				
12- 5	1- 2	3- 1	CONFERENCE	2- 1	4- 1	2- 0				
7- 2	0- 1	2- 0	HOME	1- 1	3- 0	1- 0				
5- 3	1- 1	1- 1	AWAY	1- 0	1- 1	1- 0				
0- 0	0- 0	0- 0	NEUTRAL	0- 0	0- 0	0- 0				

RPI 1-25				RPI 26-50				Team's RPI: 26				RPI 51-100				RPI 101+			
RPI	S	Opponent	Score	RPI	S	Opponent	Score	RPI	S	Opponent	Score	RPI	S	Opponent	Score	RPI	S	Opponent	Score
7	A	Iowa	66 72	40	H	Michigan St.	76 62	59	A	Virginia Tech	51 67	102	A	Minnesota	46 60				
13	N	Gonzaga	40 57	46	A	Michigan	76 86	64	H	LSU	57 43	102	H	Minnesota	60 54				
14	A	Maryland	73 65	50	A	Indiana	69 61	75	H	Ohio St.	39 59	114	H	Northwestern	45 41				
14	H	Maryland	48 62	50	H	Indiana	69 64	81	A	Nebraska	62 56	133	A	Penn St.	69 61				
22	N	Drake	59 69					83	H	Purdue	65 63	133	H	Penn St.	74 61				
								87	A	Harvard	60 49	140	H	Stony Brook	61 47				
												192	H	Wisconsin	73 53				
												210	A	Illinois	71 60				
												229	H	Saint Francis (PA)	96 52				
												231	N	ETSU	68 44				
												244	H	Albany (NY)	65 39				
												286	H	Brown	73 52				
												312	H	Central Conn. St.	73 44				
LAST 12 Division I GAMES:																			
231	N	ETSU	68 44	75	H	Ohio St.	39 59												
13	N	Gonzaga	40 57	14	H	Maryland	48 62												
102	H	Minnesota	60 54	102	A	Minnesota	46 60												
192	H	Wisconsin	73 53	50	H	Indiana	69 64												
46	A	Michigan	76 86	133	A	Penn St.	69 61												
50	A	Indiana	69 61	7	A	Iowa	66 72												

Non-Div I Games:

Rutgers

■ Loss,
 ■ Non-Conf,
 ■ S Site,
 ■ H Home
 ■ A Away
 N Neutral

Average RPI Win:	240	WON-LOST	WINNING	LAST 10	STRENGTH OF	OPP. STRENGTH	TEAM	ADJ.	CONF.	ADJ CONF.
Average RPI Loss:	104	RECORD	PCT. RANK	GAMES	SCHEDULE	OF SCHEDULE	RPI	RPI	RPI	RPI
DIV. I ONLY	20- 5	22	0- 1	245	263	78	78	25	25	
DIV. I NON-CONF.	6- 3	91	0- 1	99	186	67	67	23	23	
TOTALS	RPI 1-25	RPI 26-50	W-L RECORDS	RPI 51-100	RPI 101-150	RPI 150+				
20- 5	0- 1	1- 1	OVERALL	0- 1	2- 1	17- 1				
12- 0	0- 0	1- 0	HOME	0- 0	2- 0	9- 0				
7- 5	0- 1	0- 1	AWAY	0- 1	0- 1	7- 1				
1- 0	0- 0	0- 0	NEUTRAL	0- 0	0- 0	1- 0				
6- 3	0- 1	0- 0	NON-CONFERENCE	0- 1	2- 1	4- 0				
5- 0	0- 0	0- 0	HOME	0- 0	2- 0	3- 0				
0- 3	0- 1	0- 0	AWAY	0- 1	0- 1	0- 0				
1- 0	0- 0	0- 0	NEUTRAL	0- 0	0- 0	1- 0				
14- 2	0- 0	1- 1	CONFERENCE	0- 0	0- 0	13- 1				
7- 0	0- 0	1- 0	HOME	0- 0	0- 0	6- 0				
7- 2	0- 0	0- 1	AWAY	0- 0	0- 0	7- 1				
0- 0	0- 0	0- 0	NEUTRAL	0- 0	0- 0	0- 0				

RPI 1-25				RPI 26-50				RPI 51-100				Team's RPI: 78	RPI 101+			
RPI	S	Opponent	Score	RPI	S	Opponent	Score	RPI	S	Opponent	Score		RPI	S	Opponent	Score
19	A	Miami (FL)	60 81	49	A	Lamar University	46 62	54	A	New Mexico	33 74		125	H	Yale	67 57
				49	H	Lamar University	70 58						144	A	Texas Tech	69 77
													148	H	Montana St.	60 53
													155	A	Abilene Christian	71 55
													162	H	Tulsa	76 34
													170	H	Nicholls St.	70 62
													184	A	Sam Houston St.	78 68
													207	N	Hampton	70 68
													223	H	Texas Southern	74 55
													256	A	A&M-Corpus Christi	44 46
													276	A	Central Ark.	59 53
													276	H	Central Ark.	79 43
													288	H	New Orleans	97 38
													303	A	Incarnate Word	66 56
													303	H	Incarnate Word	65 48
													313	H	Morgan St.	69 42
													314	A	Southeastern La.	62 51
													317	A	McNeese	97 48
													318	A	Northwestern St.	87 67
													318	H	Northwestern St.	84 56
													342	H	Houston Baptist	65 53
LAST 12 Division I GAMES:																
54	A	New Mexico	33 74	318	A	Northwestern St.	87 67									
125	H	Yale	67 57	317	A	McNeese	97 48									
49	A	Lamar University	46 62	49	H	Lamar University	70 58									
276	H	Central Ark.	79 43	342	H	Houston Baptist	65 53									
303	H	Incarnate Word	65 48	184	A	Sam Houston St.	78 68									
256	A	A&M-Corpus Christi	44 46	276	A	Central Ark.	59 53									

Non-Div I Games: Wiley 97 38 Cameron 86 59 Our Lady of the Lak93 77

SFA

Loss, Non-Conf, S Site, H Home A Away N Neutral

SMU

Through Games Of March 2, 2019

Average RPI Win:	222	WON-LOST	WINNING	LAST 10	STRENGTH OF	OPP. STRENGTH	TEAM	ADJ.	CONF.	ADJ CONF.
Average RPI Loss:	114	RECORD	PCT. RANK	GAMES	SCHEDULE	OF SCHEDULE	RPI	RPI	RPI	RPI
DIV. I ONLY	11- 17	232	1- 0	114	117	204	204	9	9	
DIV. I NON-CONF.	6- 7	172	1- 0	178	259	222	222	8	8	
<hr/>										
TOTALS	RPI 1-25	RPI 26-50		W-L RECORDS	RPI 51-100	RPI 101-150		RPI 150+		
11- 17	0- 3	0- 2		OVERALL	0- 4	1- 2		10- 6		
8- 8	0- 1	0- 0		HOME	0- 2	1- 1		7- 4		
1- 9	0- 2	0- 2		AWAY	0- 2	0- 1		1- 2		
2- 0	0- 0	0- 0		NEUTRAL	0- 0	0- 0		2- 0		
6- 7	0- 0	0- 2		NON-CONFERENCE	0- 1	0- 2		6- 2		
4- 4	0- 0	0- 0		HOME	0- 1	0- 1		4- 2		
0- 3	0- 0	0- 2		AWAY	0- 0	0- 1		0- 0		
2- 0	0- 0	0- 0		NEUTRAL	0- 0	0- 0		2- 0		
5- 10	0- 3	0- 0		CONFERENCE	0- 3	1- 0		4- 4		
4- 4	0- 1	0- 0		HOME	0- 1	1- 0		3- 2		
1- 6	0- 2	0- 0		AWAY	0- 2	0- 0		1- 2		
0- 0	0- 0	0- 0		NEUTRAL	0- 0	0- 0		0- 0		

RPI 1-25				RPI 26-50				RPI 51-100				RPI 101+ Team's RPI: 204			
RPI	S	Opponent	Score	RPI	S	Opponent	Score	RPI	S	Opponent	Score	RPI	S	Opponent	Score
6	A	UConn	39 79	29	A	Rice	52 66	76	H	UT Arlington	41 66	109	A	Northern Colo.	57 58
17	A	UCF	43 55	42	A	TCU	63 65	82	A	Cincinnati	57 69	127	H	South Fla.	46 44
17	H	UCF	54 66					92	A	Houston	68 69	134	H	Oklahoma	61 77
								92	H	Houston	61 72	151	H	Alabama	61 62
												161	A	Tulane	64 60
												161	H	Tulane	43 61
												162	A	Tulsa	35 49
												165	H	Temple	53 52
												182	H	North Texas	73 66
												189	N	Robert Morris	60 55
												209	H	East Carolina	54 64
												218	H	Memphis	71 48
												243	N	Northern Ariz.	55 48
												253	A	Wichita St.	42 53
												253	H	Wichita St.	78 50
												264	H	CSU Bakersfield	49 43
												305	H	La.-Monroe	49 38
												314	H	Southeastern La.	62 63
												331	H	Mississippi Val.	62 47

LAST 12 Division I GAMES:

243	N	Northern Ariz.	55 48	17	H	UCF	54 66
218	H	Memphis	71 48	162	A	Tulsa	35 49
161	A	Tulane	64 60	92	A	Houston	68 69
165	H	Temple	53 52	127	H	South Fla.	46 44
253	A	Wichita St.	42 53	6	A	UConn	39 79
209	H	East Carolina	54 64	17	A	UCF	43 55

Non-Div I Games:

SMU

Loss, Non-Conf, S Site, H Home A Away N Neutral

Sacramento State				Through Games Of March 17, 2019						
Average RPI Win:	262	WON-LOST	WINNING	LAST 10	STRENGTH OF	OPP. STRENGTH	TEAM	ADJ.	CONF.	ADJ CONF.
Average RPI Loss:	131	RECORD	PCT. RANK	GAMES	SCHEDULE	OF SCHEDULE	RPI	RPI	RPI	RPI
DIV. I ONLY	9- 16	251	1- 0		193	193	254	254	16	16
DIV. I NON-CONF.	3- 4	199	1- 0		160	261	217	217	12	12

TOTALS	RPI 1-25		RPI 26-50		W-L RECORDS		RPI 51-100		RPI 101-150	RPI 150+
9- 16	0- 0		0- 0		OVERALL		0- 4		0- 8	9- 4
4- 9	0- 0		0- 0		HOME		0- 2		0- 4	4- 3
3- 6	0- 0		0- 0		AWAY		0- 2		0- 3	3- 1
2- 1	0- 0		0- 0		NEUTRAL		0- 0		0- 1	2- 0
3- 4	0- 0		0- 0		NON-CONFERENCE		0- 2		0- 1	3- 1
1- 2	0- 0		0- 0		HOME		0- 1		0- 0	1- 1
0- 1	0- 0		0- 0		AWAY		0- 1		0- 0	0- 0
2- 1	0- 0		0- 0		NEUTRAL		0- 0		0- 1	2- 0
6- 12	0- 0		0- 0		CONFERENCE		0- 2		0- 7	6- 3
3- 7	0- 0		0- 0		HOME		0- 1		0- 4	3- 2
3- 5	0- 0		0- 0		AWAY		0- 1		0- 3	3- 1
0- 0	0- 0		0- 0		NEUTRAL		0- 0		0- 0	0- 0

RPI 1-25				RPI 26-50				RPI 51-100				RPI 101+				Team's RPI: 254	
RPI	S	Opponent	Score	RPI	S	Opponent	Score	RPI	S	Opponent	Score	RPI	S	Opponent	Score		
								54	A	New Mexico	53 85	105	N	Pepperdine	97 113		
								73	A	Idaho	66 104	109	A	Northern Colo.	69 82		
								73	H	Idaho	65 69	109	H	Northern Colo.	61 71		
								79	H	UC Davis	60 109	113	A	Idaho St.	43 73		
												113	H	Idaho St.	42 56		
												130	A	Portland St.	58 74		
												130	H	Portland St.	57 75		
												148	H	Montana St.	53 69		
												180	A	Eastern Wash.	73 70		
												180	H	Eastern Wash.	62 71		
												181	H	Montana	86 88		
												207	N	Hampton	65 61		
												210	N	Illinois	109 107		
												243	A	Northern Ariz.	69 71		
												243	H	Northern Ariz.	65 61		
												250	H	San Francisco	75 86		
												279	A	Southern Utah	75 69		
												279	H	Southern Utah	77 76		
												320	A	Weber St.	78 69		
												320	H	Weber St.	77 62		
												324	H	Cal Poly	88 85		
LAST 12 Division I GAMES:																	
				207	N	Hampton	65 61	279	A	Southern Utah	75 69						
				73	H	Idaho	65 69	109	H	Northern Colo.	61 71						
				180	H	Eastern Wash.	62 71	130	A	Portland St.	58 74						
				130	H	Portland St.	57 75	320	H	Weber St.	77 62						
				320	A	Weber St.	78 69	113	H	Idaho St.	42 56						
				243	A	Northern Ariz.	69 71	180	A	Eastern Wash.	73 70						

Non-Div I Games:	Antelope Valley	86	80
------------------	-----------------	----	----

Sacramento St.

■ Loss, ■ Non-Conf, S Site, ■ Home ■ Away N Neutral

Average RPI Win: 293		WON-LOST	WINNING	LAST 10	STRENGTH OF	OPP. STRENGTH	TEAM	ADJ.	CONF.	ADJ CONF.
Average RPI Loss: 193		RECORD	PCT. RANK	GAMES	SCHEDULE	OF SCHEDULE	RPI	RPI	RPI	RPI
DIV. I ONLY		16- 11	123	1- 0	326	331	205	205	31	31
DIV. I NON-CONF.		4- 7	228	0- 0	207	254	216	216	31	31
TOTALS		RPI 1-25	RPI 26-50	W-L RECORDS	RPI 51-100	RPI 101-150	RPI 150+			
16- 11	0- 1		0- 0	OVERALL	0- 0	0- 3	16- 7			
8- 4	0- 0		0- 0	HOME	0- 0	0- 1	8- 3			
8- 7	0- 1		0- 0	AWAY	0- 0	0- 2	8- 4			
0- 0	0- 0		0- 0	NEUTRAL	0- 0	0- 0	0- 0			
4- 7	0- 1		0- 0	NON-CONFERENCE	0- 0	0- 3	4- 3			
1- 3	0- 0		0- 0	HOME	0- 0	0- 1	1- 2			
3- 4	0- 1		0- 0	AWAY	0- 0	0- 2	3- 1			
0- 0	0- 0		0- 0	NEUTRAL	0- 0	0- 0	0- 0			
12- 4	0- 0		0- 0	CONFERENCE	0- 0	0- 0	12- 4			
7- 1	0- 0		0- 0	HOME	0- 0	0- 0	7- 1			
5- 3	0- 0		0- 0	AWAY	0- 0	0- 0	5- 3			
0- 0	0- 0		0- 0	NEUTRAL	0- 0	0- 0	0- 0			

RPI 1-25					
RPI	S	Opponent	Score		
21	A	Kentucky	43	71	
RPI 26-50					
RPI	S	Opponent	Score		
RPI 51-100					
RPI	S	Opponent	Score		
Team's RPI: 205					
RPI	S	Opponent	Score		
121	A	Providence	52	62	
138	A	Lehigh	66	70	
140	H	Stony Brook	58	73	
189	A	Robert Morris	46	64	
216	A	Massachusetts	61	78	
220	A	Hofstra	70	64	
229	A	Saint Francis (PA)	68	85	
229	H	Saint Francis (PA)	77	51	
230	H	Monmouth	50	55	
236	H	Saint Joseph's	44	61	
239	H	Mt. St. Mary's	76	41	
255	A	St. Francis Brooklyn	68	66	
255	H	St. Francis Brooklyn	53	56	
266	H	Siena	72	50	
275	A	Manhattan	74	46	
299	A	Bryant	67	57	
299	H	Bryant	49	48	
311	A	Wagner	80	68	
311	H	Wagner	72	64	
312	A	Central Conn. St.	73	46	
312	H	Central Conn. St.	66	61	
321	A	New Hampshire	71	60	
347	A	Fairleigh Dickinson	82	63	
347	H	Fairleigh Dickinson	68	62	
348	A	LIU Brooklyn	64	69	
348	H	LIU Brooklyn	75	53	
229	H	Saint Francis (PA)	77	51	
347	A	Fairleigh Dickinson	82	63	
312	A	Central Conn. St.	73	46	
348	A	LIU Brooklyn	64	69	
299	A	Bryant	67	57	
347	H	Fairleigh Dickinson	68	62	
239	H	Mt. St. Mary's	76	41	
255	H	St. Francis Brooklyn	53	56	
189	A	Robert Morris	46	64	
229	A	Saint Francis (PA)	68	85	
311	H	Wagner	72	64	
255	A	St. Francis Brooklyn	68	66	
LAST 12 Division I GAMES:					

Non-Div I Games:

Sacred Heart

■ Loss, ■ Non-Conf, S Site, H Home A Away N Neutral

Average RPI Win:	281	WON-LOST	WINNING	LAST 10	STRENGTH OF	OPP. STRENGTH	TEAM	ADJ.	CONF.	ADJ CONF.
Average RPI Loss:	168	RECORD	PCT. RANK	GAMES	SCHEDULE	OF SCHEDULE	RPI	RPI	RPI	RPI
DIV. I ONLY	12- 15	206	0- 1	211	311	229	229	31	31	
DIV. I NON-CONF.	2- 9	297	0- 1	37	116	201	201	31	31	
TOTALS	RPI 1-25	RPI 26-50	W-L RECORDS	RPI 51-100	RPI 101-150	RPI 150+				
12- 15	0- 1	0- 1	OVERALL	0- 2	1- 3	11- 8				
8- 4	0- 0	0- 0	HOME	0- 1	1- 1	7- 2				
4- 9	0- 1	0- 1	AWAY	0- 0	0- 2	4- 5				
0- 2	0- 0	0- 0	NEUTRAL	0- 1	0- 0	0- 1				
2- 9	0- 1	0- 1	NON-CONFERENCE	0- 2	1- 3	1- 2				
1- 2	0- 0	0- 0	HOME	0- 1	1- 1	0- 0				
1- 5	0- 1	0- 1	AWAY	0- 0	0- 2	1- 1				
0- 2	0- 0	0- 0	NEUTRAL	0- 1	0- 0	0- 1				
10- 6	0- 0	0- 0	CONFERENCE	0- 0	0- 0	10- 6				
7- 2	0- 0	0- 0	HOME	0- 0	0- 0	7- 2				
3- 4	0- 0	0- 0	AWAY	0- 0	0- 0	3- 4				
0- 0	0- 0	0- 0	NEUTRAL	0- 0	0- 0	0- 0				

RPI 1-25				RPI 26-50				RPI 51-100				RPI 101+ Team's RPI: 229			
RPI	S	Opponent	Score	RPI	S	Opponent	Score	RPI	S	Opponent	Score	RPI	S	Opponent	Score
2	A	Baylor	58 116	26	A	Rutgers	52 96	58	N	Boise St.	64 78	118	A	Youngstown St.	56 80
								65	H	FGCU	69 83	122	A	Pittsburgh	75 78
												131	H	Morehead St.	89 83
												135	H	Duquesne	73 93
												181	N	Montana	77 79
												189	H	Robert Morris	60 66
												205	A	Sacred Heart	51 77
												205	H	Sacred Heart	85 68
												208	A	Liberty	53 82
												239	A	Mt. St. Mary's	83 72
												239	H	Mt. St. Mary's	68 66
												255	A	St. Francis Brooklyn	65 78
												255	H	St. Francis Brooklyn	86 84
												299	A	Bryant	63 66
												299	H	Bryant	78 66
												311	H	Wagner	107 70
												312	A	Central Conn. St.	62 73
												312	H	Central Conn. St.	83 68
												339	A	Longwood	91 88
												347	A	Fairleigh Dickinson	77 65
												347	H	Fairleigh Dickinson	75 64
												348	A	LIU Brooklyn	80 66
												348	H	LIU Brooklyn	69 75
LAST 12 Division I GAMES:															
				181	N	Montana	77 79					299	H	Bryant	78 66
				205	A	Sacred Heart	51 77					312	H	Central Conn. St.	83 68
				255	H	St. Francis Brooklyn	86 84					239	A	Mt. St. Mary's	83 72
				348	H	LIU Brooklyn	69 75					311	H	Wagner	107 70
				189	H	Robert Morris	60 66					205	H	Sacred Heart	85 68
				347	A	Fairleigh Dickinson	77 65					299	A	Bryant	63 66

Non-Div I Games: Seton Hill 86 74

Saint Francis (PA)

■ Loss,
 ■ Non-Conf,
 ■ S Site,
 ■ Home
 ■ A Away
 N Neutral

Saint Joseph's

Through Games Of March 2, 2019

Average RPI Win:	241	WON-LOST	WINNING	LAST 10	STRENGTH OF	OPP. STRENGTH	TEAM	ADJ.	CONF.	ADJ CONF.
Average RPI Loss:	134	RECORD	PCT. RANK	GAMES	SCHEDULE	OF SCHEDULE	RPI	RPI	RPI	RPI
DIV. I ONLY	11- 18	240	1- 0	173	166	236	236	17	17	
DIV. I NON-CONF.	4- 9	252	1- 0	136	174	248	248	16	16	
TOTALS	RPI 1-25	RPI 26-50	W-L RECORDS	RPI 51-100	RPI 101-150	RPI 150+				
11- 18	0- 0	0- 2	OVERALL	0- 4	0- 6	11- 6				
7- 9	0- 0	0- 2	HOME	0- 1	0- 3	7- 3				
4- 9	0- 0	0- 0	AWAY	0- 3	0- 3	4- 3				
0- 0	0- 0	0- 0	NEUTRAL	0- 0	0- 0	0- 0				
4- 9	0- 0	0- 2	NON-CONFERENCE	0- 2	0- 2	4- 3				
3- 5	0- 0	0- 2	HOME	0- 0	0- 1	3- 2				
1- 4	0- 0	0- 0	AWAY	0- 2	0- 1	1- 1				
0- 0	0- 0	0- 0	NEUTRAL	0- 0	0- 0	0- 0				
7- 9	0- 0	0- 0	CONFERENCE	0- 2	0- 4	7- 3				
4- 4	0- 0	0- 0	HOME	0- 1	0- 2	4- 1				
3- 5	0- 0	0- 0	AWAY	0- 1	0- 2	3- 2				
0- 0	0- 0	0- 0	NEUTRAL	0- 0	0- 0	0- 0				

RPI S	Opponent	Score	RPI S	Opponent	Score	RPI S	Opponent	Score	RPI S	Opponent	Score	Team's RPI: 236
43	H Villanova	35 47	61	A Penn	45 65	106	H Towson	52 73				
50	H Auburn	70 81	74	A Drexel	34 51	110	H Fordham	41 51				
			99	A VCU	40 59	116	A Dayton	65 72				
			99	H VCU	47 65	135	A Duquesne	73 81				
						135	H Duquesne	56 67				
						146	A Delaware	39 48				
						153	H Davidson	66 54				
						165	H Temple	52 58				
						172	H Rider	54 56				
						178	H Saint Louis	49 62				
						202	A George Washington	41 38				
						205	A Sacred Heart	61 44				
						213	A George Mason	59 68				
						216	H Massachusetts	55 54				
						245	H Columbia	68 61				
						249	A Navy	48 49				
						257	H St. Bonaventure	66 41				
						258	A Rhode Island	55 48				
						265	H Niagara	68 54				
						268	A Richmond	45 46				
						282	A La Salle	64 63				
						282	H La Salle	60 57				
						289	H Loyola Maryland	49 46				
LAST 12 Division I GAMES:												
289	H Loyola Maryland	49 46	216	H Massachusetts	55 54							
110	H Fordham	41 51	202	A George Washington	41 38							
213	A George Mason	59 68	153	H Davidson	66 54							
258	A Rhode Island	55 48	99	H VCU	47 65							
135	H Duquesne	56 67	116	A Dayton	65 72							
282	A La Salle	64 63	268	A Richmond	45 46							

Non-Div I Games:

Saint Joseph's

■ Loss,
 ■ Non-Conf,
 ■ S Site,
 ■ H Home
 ■ A Away
 N Neutral

Saint Louis

Through Games Of March 2, 2019

Average RPI Win:	209	WON-LOST	WINNING	LAST 10	STRENGTH OF	OPP. STRENGTH	TEAM	ADJ.	CONF.	ADJ CONF.
Average RPI Loss:	134	RECORD	PCT. RANK	GAMES	SCHEDULE	OF SCHEDULE	RPI	RPI	RPI	RPI
DIV. I ONLY	14- 15	184	1- 0	183	121	178	178	17	17	
DIV. I NON-CONF.	5- 8	224	1- 0	220	45	219	219	16	16	
TOTALS	RPI 1-25	RPI 26-50	W-L RECORDS	RPI 51-100	RPI 101-150	RPI 150+				
14- 15	0- 1	0- 1	OVERALL	1- 2	4- 4	9- 7				
8- 6	0- 1	0- 1	HOME	1- 1	2- 1	5- 2				
6- 7	0- 0	0- 0	AWAY	0- 1	2- 2	4- 4				
0- 2	0- 0	0- 0	NEUTRAL	0- 0	0- 1	0- 1				
5- 8	0- 1	0- 1	NON-CONFERENCE	0- 1	2- 1	3- 4				
2- 4	0- 1	0- 1	HOME	0- 1	1- 0	1- 1				
3- 2	0- 0	0- 0	AWAY	0- 0	1- 0	2- 2				
0- 2	0- 0	0- 0	NEUTRAL	0- 0	0- 1	0- 1				
9- 7	0- 0	0- 0	CONFERENCE	1- 1	2- 3	6- 3				
6- 2	0- 0	0- 0	HOME	1- 0	1- 1	4- 1				
3- 5	0- 0	0- 0	AWAY	0- 1	1- 2	2- 2				
0- 0	0- 0	0- 0	NEUTRAL	0- 0	0- 0	0- 0				

RPI	S	Opponent	Score	RPI	S	Opponent	Score	RPI	S	Opponent	Score	RPI	S	Opponent	Score	Team's RPI: 178
6	H	UConn	42 98	27	H	Missouri	62 74	82	H	Cincinnati	50 51	101	A	Virginia	67 65	
								99	A	VCU	47 57	110	A	Fordham	51 54	
								99	H	VCU	76 60	110	H	Fordham	53 56	
												116	A	Dayton	57 73	
												116	H	Dayton	68 65	
												125	N	Yale	52 58	
												135	A	Duquesne	67 63	
												147	H	Southern Ill.	62 58	
												153	A	Davidson	57 60	
												159	A	Illinois St.	67 72	
												162	A	Tulsa	75 86	
												171	N	Chattanooga	61 71	
												202	H	George Washington	60 44	
												213	H	George Mason	60 53	
												215	H	Indiana St.	56 60	
												216	A	Massachusetts	66 70	
												233	H	SIUE	63 56	
												236	A	Saint Joseph's	62 49	
												257	A	St. Bonaventure	62 45	
												258	H	Rhode Island	56 68	
												268	H	Richmond	78 48	
												282	H	La Salle	69 58	
												304	A	Fla. Atlantic	93 61	
												332	A	Eastern Ky.	70 43	
LAST 12 Division I GAMES:																
304	A	Fla. Atlantic	93 61	282	H	La Salle	69 58	110	A	Fordham	51 54	202	H	George Washington	60 44	
116	A	Dayton	57 73	213	H	George Mason	60 53	99	A	VCU	47 57	116	H	Dayton	68 65	
99	H	VCU	76 60	99	A	VCU	47 57									
153	A	Davidson	57 60													
268	H	Richmond	78 48													
135	A	Duquesne	67 63													

Non-Div I Games:

Saint Louis

■ Loss,
 ■ Non-Conf,
 ■ S Site,
 ■ Home
 ■ A Away
 N Neutral

Saint Mary's (CA)

Through Games Of March 2, 2019

Average RPI Win:	175	WON-LOST	WINNING	LAST 10	STRENGTH OF	OPP. STRENGTH	TEAM	ADJ.	CONF.	ADJ CONF.
Average RPI Loss:	50	RECORD	PCT. RANK	GAMES	SCHEDULE	OF SCHEDULE	RPI	RPI	RPI	RPI
DIV. I ONLY	19- 10	89	1- 0	62	81	52	52	7	7	
DIV. I NON-CONF.	7- 4	108	1- 0	62	51	54	54	7	7	
TOTALS	RPI 1-25	RPI 26-50	W-L RECORDS	RPI 51-100	RPI 101-150	RPI 150+				
19- 10	0- 4	1- 2	OVERALL	4- 3	2- 1	12- 0				
9- 4	0- 2	0- 2	HOME	3- 0	1- 0	5- 0				
8- 6	0- 2	1- 0	AWAY	0- 3	1- 1	6- 0				
2- 0	0- 0	0- 0	NEUTRAL	1- 0	0- 0	1- 0				
7- 4	0- 2	0- 1	NON-CONFERENCE	2- 1	1- 0	4- 0				
2- 2	0- 1	0- 1	HOME	1- 0	0- 0	1- 0				
3- 2	0- 1	0- 0	AWAY	0- 1	1- 0	2- 0				
2- 0	0- 0	0- 0	NEUTRAL	1- 0	0- 0	1- 0				
12- 6	0- 2	1- 1	CONFERENCE	2- 2	1- 1	8- 0				
7- 2	0- 1	0- 1	HOME	2- 0	1- 0	4- 0				
5- 4	0- 1	1- 0	AWAY	0- 2	0- 1	4- 0				
0- 0	0- 0	0- 0	NEUTRAL	0- 0	0- 0	0- 0				

RPI 1-25				RPI 26-50				RPI 51-100 Team's RPI: 52				RPI 101+			
RPI	S	Opponent	Score	RPI	S	Opponent	Score	RPI	S	Opponent	Score	RPI	S	Opponent	Score
5	H	Oregon	55 79	33	A	BYU	78 75	56	H	Wyoming	90 84	105	A	Pepperdine	72 77
13	A	Gonzaga	62 74	33	H	BYU	73 74	79	A	UC Davis	74 76	105	H	Pepperdine	79 68
13	H	Gonzaga	52 66	39	H	California	78 81	89	N	Old Dominion	83 65	143	A	Washington St.	70 64
20	A	Oregon St.	56 89					97	A	Pacific	67 76	163	N	Texas St.	89 62
								97	H	Pacific	75 62	164	A	Santa Clara	83 59
								100	A	Loyola Marymount	56 69	164	H	Santa Clara	81 68
								100	H	Loyola Marymount	86 62	175	A	Portland	98 91
												175	H	Portland	113 85
												194	H	Milwaukee	73 71
												250	A	San Francisco	80 65
												250	H	San Francisco	88 63
												269	A	San Diego	80 49
												269	H	San Diego	74 60
												297	A	UC Santa Barbara	80 55
												324	A	Cal Poly	69 51
LAST 12 Division I GAMES:															
		89	N	Old Dominion	83	65				269	A	San Diego	80	49	
		97	H	Pacific	75	62				33	A	BYU	78	75	
		105	A	Pepperdine	72	77				13	H	Gonzaga	52	66	
		100	A	Loyola Marymount	56	69				175	H	Portland	113	85	
		250	H	San Francisco	88	63				100	H	Loyola Marymount	86	62	
		164	H	Santa Clara	81	68				105	H	Pepperdine	79	68	

Non-Div I Games:

Saint Mary's (CA)

■ Loss,
 ■ Non-Conf,
 ■ S Site,
 ■ Home
 ■ Away
 N Neutral

Saint Peter's

Through Games Of March 2, 2019

Average RPI Win:	326	WON-LOST	WINNING	LAST 10	STRENGTH OF	OPP. STRENGTH	TEAM	ADJ.	CONF.	ADJ CONF.
Average RPI Loss:	231	RECORD	PCT. RANK	GAMES	SCHEDULE	OF SCHEDULE	RPI	RPI	RPI	RPI
DIV. I ONLY	6- 23	316	0- 1	347	309	343	343	26	26	
DIV. I NON-CONF.	5- 6	177	0- 0	342	344	308	308	27	27	
TOTALS	RPI 1-25	RPI 26-50	W-L RECORDS	RPI 51-100	RPI 101-150	RPI 150+				
6- 23	0- 0	0- 1	OVERALL	0- 0	0- 4	6- 18				
4- 10	0- 0	0- 0	HOME	0- 0	0- 1	4- 9				
2- 13	0- 0	0- 1	AWAY	0- 0	0- 3	2- 9				
0- 0	0- 0	0- 0	NEUTRAL	0- 0	0- 0	0- 0				
5- 6	0- 0	0- 0	NON-CONFERENCE	0- 0	0- 3	5- 3				
4- 1	0- 0	0- 0	HOME	0- 0	0- 0	4- 1				
1- 5	0- 0	0- 0	AWAY	0- 0	0- 3	1- 2				
0- 0	0- 0	0- 0	NEUTRAL	0- 0	0- 0	0- 0				
1- 17	0- 0	0- 1	CONFERENCE	0- 0	0- 1	1- 15				
0- 9	0- 0	0- 0	HOME	0- 0	0- 1	0- 8				
1- 8	0- 0	0- 1	AWAY	0- 0	0- 0	1- 7				
0- 0	0- 0	0- 0	NEUTRAL	0- 0	0- 0	0- 0				

RPI 1-25			RPI 26-50			RPI 51-100			RPI 101+			Team's RPI: 343
RPI	S	Opponent	Score	RPI	S	Opponent	Score	RPI	S	Opponent	Score	
				47	A	Quinnipiac	45 90					
								120	A	Boston College	57 89	
								125	A	Yale	56 72	
								128	H	Marist	42 62	
								137	A	Seton Hall	47 90	
								172	A	Rider	38 60	
								172	H	Rider	43 78	
								230	A	Monmouth	50 70	
								230	H	Monmouth	59 76	
								255	A	St. Francis Brooklyn	70 74	
								261	H	Cal St. Fullerton	45 69	
								265	A	Niagara	57 81	
								265	H	Niagara	66 75	
								266	A	Siena	46 50	
								266	H	Siena	57 84	
								275	A	Manhattan	46 62	
								275	H	Manhattan	44 62	
								281	A	Canisius	59 78	
								281	H	Canisius	62 75	
								295	A	Fairfield	68 65	
								295	H	Fairfield	61 69	
								311	H	Wagner	69 57	
								322	A	UMass Lowell	57 59	
								325	A	Iona	57 61	
								325	H	Iona	53 58	
								326	H	NJIT	70 57	
								327	A	Lafayette	62 60	
LAST 12 Division I GAMES:												
230	H	Monmouth	59 76	172	H	Rider	43 78					
325	H	Iona	53 58	275	H	Manhattan	44 62					
275	A	Manhattan	46 62	281	A	Canisius	59 78					
295	H	Fairfield	61 69	265	A	Niagara	57 81					
230	A	Monmouth	50 70	266	A	Siena	46 50					
325	A	Iona	57 61	128	H	Marist	42 62					

Non-Div I Games:

Saint Peter's

■ Loss,
 ■ Non-Conf,
 ■ S Site,
 ■ Home
 ■ A Away
 N Neutral

S
a
i
n
t
P
e
t
e
r
'
s

RPI S Saint Peter's Score

Through Games Of March 2, 2019

RPI	S	Opponent	Score	
347	H	Fairleigh Dickinson	75	58
348	H	LIU Brooklyn	86	59

S
a
i
n
t
P
e
t
e
r
'
s

Saint Peter's

Average RPI Win:	280	WON-LOST	WINNING	LAST 10	STRENGTH OF	OPP. STRENGTH	TEAM	ADJ.	CONF.	ADJ CONF.
Average RPI Loss:	125	RECORD	PCT. RANK	GAMES	SCHEDULE	OF SCHEDULE	RPI	RPI	RPI	RPI
DIV. I ONLY	12- 11	162	1- 0	216	276	184	184	25	25	
DIV. I NON-CONF.	2- 5	264	0- 0	110	159	175	175	23	23	
TOTALS	RPI 1-25	RPI 26-50	W-L RECORDS	RPI 51-100	RPI 101-150	RPI 150+				
12- 11	0- 0	0- 3	OVERALL	0- 3	0- 0	12- 5				
6- 4	0- 0	0- 1	HOME	0- 1	0- 0	6- 2				
6- 6	0- 0	0- 2	AWAY	0- 1	0- 0	6- 3				
0- 1	0- 0	0- 0	NEUTRAL	0- 1	0- 0	0- 0				
2- 5	0- 0	0- 1	NON-CONFERENCE	0- 2	0- 0	2- 2				
0- 1	0- 0	0- 0	HOME	0- 0	0- 0	0- 1				
2- 3	0- 0	0- 1	AWAY	0- 1	0- 0	2- 1				
0- 1	0- 0	0- 0	NEUTRAL	0- 1	0- 0	0- 0				
10- 6	0- 0	0- 2	CONFERENCE	0- 1	0- 0	10- 3				
6- 3	0- 0	0- 1	HOME	0- 1	0- 0	6- 1				
4- 3	0- 0	0- 1	AWAY	0- 0	0- 0	4- 2				
0- 0	0- 0	0- 0	NEUTRAL	0- 0	0- 0	0- 0				

RPI S	Opponent	Score	RPI S	Opponent	Score	RPI S	Opponent	Score	RPI S	Opponent	Score	Team's RPI: 184
42	A TCU	59 72	64	A LSU	52 66	155	A Abilene Christian	72 63				
49	A Lamar University	76 81	78	H SFA	68 78	155	H Abilene Christian	79 91				
49	H Lamar University	72 83	93	N Troy	79 84	168	H Oral Roberts	62 73				
						170	A Nicholls St.	81 84				
						187	A Southern Miss.	65 61				
						253	A Wichita St.	55 63				
						256	A A&M-Corpus Christi	61 76				
						256	H A&M-Corpus Christi	61 59				
						262	A Louisiana	68 62				
						276	H Central Ark.	66 62				
						288	H New Orleans	86 62				
						303	A Incarnate Word	76 56				
						314	H Southeastern La.	94 63				
						317	A McNeese	93 80				
						318	H Northwestern St.	66 55				
						342	A Houston Baptist	74 63				
						342	H Houston Baptist	83 64				
LAST 12 Division I GAMES:												
288	H New Orleans	86 62	317	A McNeese	93 80							
342	H Houston Baptist	83 64	78	H SFA	68 78							
170	A Nicholls St.	81 84	314	H Southeastern La.	94 63							
49	A Lamar University	76 81	49	H Lamar University	72 83							
256	H A&M-Corpus Christi	61 59	318	H Northwestern St.	66 55							
155	A Abilene Christian	72 63	342	A Houston Baptist	74 63							

Non-Div I Games: UNKNOWN 94 46 Wiley 101 63 Jarvis Christian 100 55

Sam Houston St.

Average RPI Win: 280	WON-LOST	WINNING	LAST 10	STRENGTH OF	OPP. STRENGTH	TEAM	ADJ.	CONF.	ADJ CONF.
Average RPI Loss: 172	RECORD	PCT. RANK	GAMES	SCHEDULE	OF SCHEDULE	RPI	RPI	RPI	RPI
DIV. I ONLY	8- 19	278	0- 1	259	253	283	283	27	27
DIV. I NON-CONF.	3- 10	278	0- 0	149	222	223	223	24	24
TOTALS	RPI 1-25	RPI 26-50	W-L RECORDS	RPI 51-100	RPI 101-150	RPI 150+			
8- 19	0- 0	0- 1	OVERALL	0- 1	0- 5	8- 12			
5- 4	0- 0	0- 0	HOME	0- 0	0- 2	5- 2			
3- 15	0- 0	0- 1	AWAY	0- 1	0- 3	3- 10			
0- 0	0- 0	0- 0	NEUTRAL	0- 0	0- 0	0- 0			
3- 10	0- 0	0- 1	NON-CONFERENCE	0- 1	0- 3	3- 5			
1- 1	0- 0	0- 0	HOME	0- 0	0- 1	1- 0			
2- 9	0- 0	0- 1	AWAY	0- 1	0- 2	2- 5			
0- 0	0- 0	0- 0	NEUTRAL	0- 0	0- 0	0- 0			
5- 9	0- 0	0- 0	CONFERENCE	0- 0	0- 2	5- 7			
4- 3	0- 0	0- 0	HOME	0- 0	0- 1	4- 2			
1- 6	0- 0	0- 0	AWAY	0- 0	0- 1	1- 5			
0- 0	0- 0	0- 0	NEUTRAL	0- 0	0- 0	0- 0			

RPI S	Opponent	Score	RPI S	Opponent	Score	RPI S	Opponent	Score	RPI S	Opponent	Score	Team's RPI: 283
50	A Auburn	46 73	93	A Troy	52 72	103	H UAB	41 66	123	A UT Martin	68 89	
						126	A Oklahoma St.	62 82	136	A Mercer	68 76	
						136	H Mercer	52 68	158	A Denver	87 83	
						169	A Colorado	39 81	171	A Chattanooga	56 61	
						171	H Chattanooga	63 73	177	A Vanderbilt	52 77	
						187	A Southern Miss.	40 76	201	A Furman	36 57	
						201	H Furman	41 74	207	A Hampton	57 64	
						218	A Memphis	48 53	231	A ETSU	50 71	
						231	H ETSU	79 58	267	A Wofford	62 71	
						267	H Wofford	79 62	270	A Alabama St.	60 51	
						306	A UNC Greensboro	54 55	306	H UNC Greensboro	57 53	
						330	H Presbyterian	75 54	340	A Western Caro.	75 42	
						340	H Western Caro.	58 43				
LAST 12 Division I GAMES:												
201	H Furman	41 74	136	H Mercer	52 68	267	A Wofford	62 71	201	A Furman	36 57	
267	H Wofford	79 62	231	H ETSU	79 58	171	H Chattanooga	63 73	231	H ETSU	79 58	
231	A ETSU	50 71	340	A Western Caro.	58 43	340	A Western Caro.	75 42				
171	A Chattanooga	56 61										
306	H UNC Greensboro	57 53										

Non-Div I Games: Rhodes 71 54 Montevallo 73 47

Samford

■ Loss,
 ■ Non-Conf,
 ■ S Site,
 ■ Home
 ■ A Away
 N Neutral

San Diego

Through Games Of March 2, 2019

Average RPI Win:	245	WON-LOST	WINNING	LAST 10	STRENGTH OF	OPP. STRENGTH	TEAM	ADJ.	CONF.	ADJ CONF.
Average RPI Loss:	115	RECORD	PCT. RANK	GAMES	SCHEDULE	OF SCHEDULE	RPI	RPI	RPI	RPI
DIV. I ONLY	8- 20	282	1- 0	175	92	269	269	7	7	
DIV. I NON-CONF.	6- 4	125	0- 0	327	195	233	233	7	7	
TOTALS	RPI 1-25	RPI 26-50	W-L RECORDS	RPI 51-100	RPI 101-150	RPI 150+				
8- 20	0- 2	0- 3	OVERALL	0- 6	0- 3	8- 6				
6- 9	0- 1	0- 2	HOME	0- 3	0- 1	6- 2				
2- 11	0- 1	0- 1	AWAY	0- 3	0- 2	2- 4				
0- 0	0- 0	0- 0	NEUTRAL	0- 0	0- 0	0- 0				
6- 4	0- 0	0- 1	NON-CONFERENCE	0- 0	0- 1	6- 2				
5- 1	0- 0	0- 1	HOME	0- 0	0- 0	5- 0				
1- 3	0- 0	0- 0	AWAY	0- 0	0- 1	1- 2				
0- 0	0- 0	0- 0	NEUTRAL	0- 0	0- 0	0- 0				
2- 16	0- 2	0- 2	CONFERENCE	0- 6	0- 2	2- 4				
1- 8	0- 1	0- 1	HOME	0- 3	0- 1	1- 2				
1- 8	0- 1	0- 1	AWAY	0- 3	0- 1	1- 2				
0- 0	0- 0	0- 0	NEUTRAL	0- 0	0- 0	0- 0				

RPI 1-25				RPI 26-50				RPI 51-100				RPI 101+ Team's RPI: 269			
RPI	S	Opponent	Score	RPI	S	Opponent	Score	RPI	S	Opponent	Score	RPI	S	Opponent	Score
13	A	Gonzaga	44 71	33	A	BYU	68 80	52	A	Saint Mary's (CA)	60 74	102	A	Minnesota	48 53
13	H	Gonzaga	61 86	33	H	BYU	56 65	52	H	Saint Mary's (CA)	49 80	105	A	Pepperdine	65 88
				39	H	California	53 70	97	A	Pacific	47 79	105	H	Pepperdine	55 74
								97	H	Pacific	53 70	164	A	Santa Clara	57 49
								100	A	Loyola Marymount	57 83	164	H	Santa Clara	68 77
								100	H	Loyola Marymount	52 69	175	A	Portland	74 96
												175	H	Portland	60 69
												197	H	Dartmouth	78 76
												235	H	Hawaii	58 50
												250	A	San Francisco	57 68
												250	H	San Francisco	66 59
												252	H	San Diego St.	72 71
												273	A	Long Beach St.	60 56
												279	A	Southern Utah	59 69
												284	H	Cleveland St.	83 82
												302	H	San Jose St.	83 79
												308	A	UTSA	77 87
LAST 12 Division I GAMES:															
250	H	San Francisco	66 59	97	H	Pacific	53 70								
164	H	Santa Clara	68 77	100	A	Loyola Marymount	57 83								
33	A	BYU	68 80	105	A	Pepperdine	65 88								
175	A	Portland	74 96	33	H	BYU	56 65								
13	A	Gonzaga	44 71	13	H	Gonzaga	61 86								
52	H	Saint Mary's (CA)	49 80	175	H	Portland	60 69								

Non-Div I Games: Cal St. San B'dino 76 58

San Diego

■ Loss,
 ■ Non-Conf,
 ■ S Site,
 ■ Home
 ■ A Away
 N Neutral

San Diego St.

Through Games Of March 2, 2019

Average RPI Win:	230	WON-LOST	WINNING	LAST 10	STRENGTH OF	OPP. STRENGTH	TEAM	ADJ.	CONF.	ADJ CONF.
Average RPI Loss:	160	RECORD	PCT. RANK	GAMES	SCHEDULE	OF SCHEDULE	RPI	RPI	RPI	RPI
DIV. I ONLY	10- 17	244	0- 1	199	185	252	252	15	15	
DIV. I NON-CONF.	5- 6	177	0- 0	242	265	227	227	13	13	
TOTALS	RPI 1-25	RPI 26-50	W-L RECORDS	RPI 51-100	RPI 101-150	RPI 150+				
10- 17	0- 0	0- 1	OVERALL	1- 6	0- 1	9- 9				
7- 7	0- 0	0- 1	HOME	1- 3	0- 0	6- 3				
3- 10	0- 0	0- 0	AWAY	0- 3	0- 1	3- 6				
0- 0	0- 0	0- 0	NEUTRAL	0- 0	0- 0	0- 0				
5- 6	0- 0	0- 1	NON-CONFERENCE	0- 1	0- 1	5- 3				
3- 3	0- 0	0- 1	HOME	0- 1	0- 0	3- 1				
2- 3	0- 0	0- 0	AWAY	0- 0	0- 1	2- 2				
0- 0	0- 0	0- 0	NEUTRAL	0- 0	0- 0	0- 0				
5- 11	0- 0	0- 0	CONFERENCE	1- 5	0- 0	4- 6				
4- 4	0- 0	0- 0	HOME	1- 2	0- 0	3- 2				
1- 7	0- 0	0- 0	AWAY	0- 3	0- 0	1- 4				
0- 0	0- 0	0- 0	NEUTRAL	0- 0	0- 0	0- 0				

RPI S	Opponent	Score	RPI S	Opponent	Score	RPI S	Opponent	Score	RPI S	Opponent	Score	Team's RPI: 252
42	H TCU	64 81	54	A New Mexico	62 70	145	A CSUN	74 77				
			54	H New Mexico	61 59	164	A Santa Clara	43 60				
			56	A Wyoming	45 87	173	A Utah St.	56 54				
			58	A Boise St.	67 91	173	H Utah St.	52 65				
			58	H Boise St.	66 69	185	A UC Irvine	78 70				
			86	H Arizona	60 69	196	A UNLV	57 71				
			91	H Fresno St.	81 87	196	H UNLV	49 62				
						234	H California Baptist	83 67				
						235	H Hawaii	58 57				
						241	A Nevada	69 74				
						261	A Cal St. Fullerton	83 72				
						263	H Colorado St.	54 45				
						269	A San Diego	71 72				
						292	A Air Force	66 75				
						292	H Air Force	70 61				
						297	H UC Santa Barbara	58 63				
						302	A San Jose St.	76 84				
						302	H San Jose St.	69 68				
						303	H Incarnate Word	81 38				
LAST 12 Division I GAMES:												
302	A San Jose St.	76 84	173	A Utah St.	56 54							
173	H Utah St.	52 65	54	H New Mexico	61 59							
196	H UNLV	49 62	302	H San Jose St.	69 68							
241	A Nevada	69 74	292	A Air Force	66 75							
58	A Boise St.	67 91	196	A UNLV	57 71							
263	H Colorado St.	54 45	91	H Fresno St.	81 87							

Non-Div I Games:

San Diego St.

■ Loss,
 ■ Non-Conf,
 ■ S Site,
 ■ H Home
 ■ A Away
 N Neutral

San Francisco

Through Games Of March 2, 2019

Average RPI Win:	273	WON-LOST	WINNING	LAST 10	STRENGTH OF	OPP. STRENGTH	TEAM	ADJ.	CONF.	ADJ CONF.
Average RPI Loss:	100	RECORD	PCT. RANK	GAMES	SCHEDULE	OF SCHEDULE	RPI	RPI	RPI	RPI
DIV. I ONLY	6- 23	316	0- 1	94	97	250	250	7	7	
DIV. I NON-CONF.	4- 7	228	0- 0	195	173	229	229	7	7	
TOTALS	RPI 1-25	RPI 26-50	W-L RECORDS	RPI 51-100	RPI 101-150	RPI 150+				
6- 23	0- 3	0- 2	OVERALL	0- 9	0- 4	6- 5				
2- 11	0- 1	0- 1	HOME	0- 5	0- 2	2- 2				
2- 11	0- 2	0- 1	AWAY	0- 4	0- 2	2- 2				
2- 1	0- 0	0- 0	NEUTRAL	0- 0	0- 0	2- 1				
4- 7	0- 1	0- 0	NON-CONFERENCE	0- 3	0- 2	4- 1				
1- 3	0- 0	0- 0	HOME	0- 2	0- 1	1- 0				
1- 3	0- 1	0- 0	AWAY	0- 1	0- 1	1- 0				
2- 1	0- 0	0- 0	NEUTRAL	0- 0	0- 0	2- 1				
2- 16	0- 2	0- 2	CONFERENCE	0- 6	0- 2	2- 4				
1- 8	0- 1	0- 1	HOME	0- 3	0- 1	1- 2				
1- 8	0- 1	0- 1	AWAY	0- 3	0- 1	1- 2				
0- 0	0- 0	0- 0	NEUTRAL	0- 0	0- 0	0- 0				

RPI 1-25				RPI 26-50				RPI 51-100				RPI 101+ Team's RPI: 250			
RPI	S	Opponent	Score	RPI	S	Opponent	Score	RPI	S	Opponent	Score	RPI	S	Opponent	Score
4	A	Stanford	62 96	33	A	BYU	59 82	52	A	Saint Mary's (CA)	63 88	105	A	Pepperdine	50 69
13	A	Gonzaga	51 78	33	H	BYU	59 67	52	H	Saint Mary's (CA)	65 80	105	H	Pepperdine	66 72
13	H	Gonzaga	44 64					73	A	Idaho	63 70	109	H	Northern Colo.	63 68
								76	H	UT Arlington	73 80	143	A	Washington St.	61 91
								79	H	UC Davis	68 70	164	A	Santa Clara	57 49
								97	A	Pacific	48 74	164	H	Santa Clara	66 71
								97	H	Pacific	75 85	175	A	Portland	73 78
								100	A	Loyola Marymount	58 66	175	H	Portland	66 69
								100	H	Loyola Marymount	66 73	239	N	North Dakota	97 100
												254	A	Sacramento St.	86 75
												269	A	San Diego	59 66
												269	H	San Diego	68 57
												302	H	San Jose St.	85 63
												323	N	North Dakota St.	75 42
												324	N	Cal Poly	65 62
LAST 12 Division I GAMES:															
269	A	San Diego	59 66	100	H	Loyola Marymount	66 73								
33	A	BYU	59 82	105	H	Pepperdine	66 72								
13	H	Gonzaga	44 64	164	A	Santa Clara	57 49								
175	H	Portland	66 69	175	A	Portland	73 78								
52	A	Saint Mary's (CA)	63 88	13	A	Gonzaga	51 78								
97	A	Pacific	48 74	97	H	Pacific	75 85								

Non-Div I Games:

San Francisco

■ Loss,
 ■ Non-Conf,
 ■ S Site,
 ■ Home
 ■ A Away
 N Neutral

RPI 1-25				RPI 26-50				RPI 51-100				RPI 101+				Team's RPI: 302	
RPI	S	Opponent	Score	RPI	S	Opponent	Score	RPI	S	Opponent	Score	RPI	S	Opponent	Score		
								54	A	New Mexico	72 110	130	A	Portland St.	51 80		
								54	H	New Mexico	60 79	145	A	CSUN	40 76		
								56	H	Wyoming	56 70	164	H	Santa Clara	56 62		
								58	A	Boise St.	68 99	169	A	Colorado	64 76		
								58	H	Boise St.	69 83	173	A	Utah St.	49 82		
								81	A	Nebraska	63 96	173	H	Utah St.	68 59		
								91	A	Fresno St.	48 77	185	H	UC Irvine	66 74		
								97	H	Pacific	67 91	196	A	UNLV	70 74		
												196	H	UNLV	43 53		
												241	H	Nevada	49 52		
												250	A	San Francisco	63 85		
												252	A	San Diego St.	68 69		
												252	H	San Diego St.	84 76		
												263	A	Colorado St.	78 70		
												264	H	CSU Bakersfield	82 72		
												269	A	San Diego	79 83		
												292	A	Air Force	77 88		
												292	H	Air Force	73 60		
LAST 12 Division I GAMES:																	
				252	H	San Diego St.	84 76	58	H	Boise St.	69 83						
				54	A	New Mexico	72 110	252	A	San Diego St.	68 69						
				292	H	Air Force	73 60	173	H	Utah St.	68 59						
				263	A	Colorado St.	78 70	292	A	Air Force	77 88						
				196	A	UNLV	70 74	56	H	Wyoming	56 70						
				54	H	New Mexico	60 79	196	H	UNLV	43 53						

San Jose St.

Page 260

Santa Clara

Through Games Of March 2, 2019

Average RPI Win:	210	WON-LOST	WINNING	LAST 10	STRENGTH OF	OPP. STRENGTH	TEAM	ADJ.	CONF.	ADJ CONF.
Average RPI Loss:	89	RECORD	PCT. RANK	GAMES	SCHEDULE	OF SCHEDULE	RPI	RPI	RPI	RPI
DIV. I ONLY	12- 16	211	0- 1	101	95	164	164	7	7	
DIV. I NON-CONF.	6- 4	125	0- 0	196	179	132	132	7	7	
TOTALS	RPI 1-25	RPI 26-50	W-L RECORDS	RPI 51-100	RPI 101-150	RPI 150+				
12- 16	0- 3	0- 3	OVERALL	3- 5	0- 3	9- 2				
5- 9	0- 1	0- 1	HOME	1- 3	0- 2	4- 2				
7- 7	0- 2	0- 2	AWAY	2- 2	0- 1	5- 0				
0- 0	0- 0	0- 0	NEUTRAL	0- 0	0- 0	0- 0				
6- 4	0- 1	0- 1	NON-CONFERENCE	1- 1	0- 1	5- 0				
4- 1	0- 0	0- 0	HOME	1- 0	0- 1	3- 0				
2- 3	0- 1	0- 1	AWAY	0- 1	0- 0	2- 0				
0- 0	0- 0	0- 0	NEUTRAL	0- 0	0- 0	0- 0				
6- 12	0- 2	0- 2	CONFERENCE	2- 4	0- 2	4- 2				
1- 8	0- 1	0- 1	HOME	0- 3	0- 1	1- 2				
5- 4	0- 1	0- 1	AWAY	2- 1	0- 1	3- 0				
0- 0	0- 0	0- 0	NEUTRAL	0- 0	0- 0	0- 0				

RPI 1-25				RPI 26-50				RPI 51-100				RPI 101+ Team's RPI: 164			
RPI	S	Opponent	Score	RPI	S	Opponent	Score	RPI	S	Opponent	Score	RPI	S	Opponent	Score
13	A	Gonzaga	61 78	33	A	BYU	64 69	52	A	Saint Mary's (CA)	68 81	105	A	Pepperdine	48 74
13	H	Gonzaga	61 74	33	H	BYU	44 54	52	H	Saint Mary's (CA)	59 83	105	H	Pepperdine	74 76
20	A	Oregon St.	31 82	45	A	Southern California	46 77	62	H	Missouri St.	77 73	145	H	CSUN	38 53
								91	A	Fresno St.	53 80	175	A	Portland	72 66
								97	A	Pacific	88 83	175	H	Portland	106 68
								97	H	Pacific	70 74	241	H	Nevada	56 48
								100	A	Loyola Marymount	83 75	250	A	San Francisco	71 66
								100	H	Loyola Marymount	60 69	250	H	San Francisco	49 57
												252	H	San Diego St.	60 43
												261	A	Cal St. Fullerton	64 60
												269	A	San Diego	77 68
												269	H	San Diego	49 57
												302	A	San Jose St.	62 56
												335	H	Grand Canyon	75 55
LAST 12 Division I GAMES:															
33	A	BYU	64 69	105	H	Pepperdine	74 76								
269	A	San Diego	77 68	100	H	Loyola Marymount	60 69								
175	H	Portland	106 68	250	H	San Francisco	49 57								
13	H	Gonzaga	61 74	13	A	Gonzaga	61 78								
97	A	Pacific	88 83	175	A	Portland	72 66								
52	A	Saint Mary's (CA)	68 81	52	H	Saint Mary's (CA)	59 83								

Non-Div I Games: Sonoma St. 98 38

Santa Clara

Loss, Non-Conf, S Site, H Home A Away N Neutral

Average RPI Win:	322	WON-LOST	WINNING	LAST 10	STRENGTH OF	OPP. STRENGTH	TEAM	ADJ.	CONF.	ADJ CONF.
Average RPI Loss:	240	RECORD	PCT. RANK	GAMES	SCHEDULE	OF SCHEDULE	RPI	RPI	RPI	RPI
DIV. I ONLY	4- 18	324	0- 1	350	326	349	349	32	32	
DIV. I NON-CONF.	0- 7	336	0- 0	252	121	342	342	32	32	
TOTALS	RPI 1-25	RPI 26-50	W-L RECORDS	RPI 51-100	RPI 101-150	RPI 150+				
4- 18	0- 1	0- 1	OVERALL	0- 0	0- 0	4- 16				
2- 9	0- 0	0- 0	HOME	0- 0	0- 0	2- 9				
2- 9	0- 1	0- 1	AWAY	0- 0	0- 0	2- 7				
0- 0	0- 0	0- 0	NEUTRAL	0- 0	0- 0	0- 0				
0- 7	0- 1	0- 1	NON-CONFERENCE	0- 0	0- 0	0- 5				
0- 3	0- 0	0- 0	HOME	0- 0	0- 0	0- 3				
0- 4	0- 1	0- 1	AWAY	0- 0	0- 0	0- 2				
0- 0	0- 0	0- 0	NEUTRAL	0- 0	0- 0	0- 0				
4- 11	0- 0	0- 0	CONFERENCE	0- 0	0- 0	4- 11				
2- 6	0- 0	0- 0	HOME	0- 0	0- 0	2- 6				
2- 5	0- 0	0- 0	AWAY	0- 0	0- 0	2- 5				
0- 0	0- 0	0- 0	NEUTRAL	0- 0	0- 0	0- 0				

RPI 1-25				RPI 26-50				RPI 51-100				RPI 101+ Team's RPI: 349			
RPI	S	Opponent	Score	RPI	S	Opponent	Score	RPI	S	Opponent	Score	RPI	S	Opponent	Score
24	A	DePaul	61 124	28	A	South Dakota St.	49 97					188	A	UMES	46 78
												195	A	N.C. A&T	69 73
												214	A	Ole Miss	51 74
												219	H	Howard	70 106
												223	H	Texas Southern	41 65
												224	H	Bethune-Cookman	47 68
												228	H	Jacksonville	58 68
												253	A	Wichita St.	50 66
												280	H	Norfolk St.	42 78
												287	H	Ga. Southern	71 82
												291	H	South Carolina St.	60 71
												313	A	Morgan St.	47 63
												313	H	Morgan St.	53 35
												315	A	Coppin St.	76 70
												315	H	Coppin St.	68 57
												337	A	N.C. Central	65 77
												337	H	N.C. Central	67 71
												341	A	Delaware St.	58 66
												345	A	Florida A&M	54 50
												345	H	Florida A&M	55 60
LAST 12 Division I GAMES:															
219	H	Howard	70 106	315	H	Coppin St.	68 57								
195	A	N.C. A&T	69 73	188	A	UMES	46 78								
337	A	N.C. Central	65 77	341	A	Delaware St.	58 66								
224	H	Bethune-Cookman	47 68	337	H	N.C. Central	67 71								
345	H	Florida A&M	55 60	291	H	South Carolina St.	60 71								
313	H	Morgan St.	53 35	280	H	Norfolk St.	42 78								

Non-Div I Games: Carver 101 49 Wesleyan (GA) 155 26

Savannah St.

Loss, Non-Conf, S Site, H Home A Away N Neutral

Average RPI Win:	350	WON-LOST	WINNING	LAST 10	STRENGTH OF	OPP. STRENGTH	TEAM	ADJ.	CONF.	ADJ CONF.
Average RPI Loss:	207	RECORD	PCT. RANK	GAMES	SCHEDULE	OF SCHEDULE	RPI	RPI	RPI	RPI
DIV. I ONLY	1- 26	350	0- 1	237	321	344	344	30	30	
DIV. I NON-CONF.	0- 13	336	0- 0	150	257	334	334	30	30	
TOTALS	RPI 1-25	RPI 26-50	W-L RECORDS	RPI 51-100	RPI 101-150	RPI 150+				
1- 26	0- 0	0- 0	OVERALL	0- 4	0- 4	1- 18				
1- 12	0- 0	0- 0	HOME	0- 0	0- 2	1- 10				
0- 13	0- 0	0- 0	AWAY	0- 3	0- 2	0- 8				
0- 1	0- 0	0- 0	NEUTRAL	0- 1	0- 0	0- 0				
0- 13	0- 0	0- 0	NON-CONFERENCE	0- 4	0- 2	0- 7				
0- 5	0- 0	0- 0	HOME	0- 0	0- 1	0- 4				
0- 7	0- 0	0- 0	AWAY	0- 3	0- 1	0- 3				
0- 1	0- 0	0- 0	NEUTRAL	0- 1	0- 0	0- 0				
1- 13	0- 0	0- 0	CONFERENCE	0- 0	0- 2	1- 11				
1- 7	0- 0	0- 0	HOME	0- 0	0- 1	1- 6				
0- 6	0- 0	0- 0	AWAY	0- 0	0- 1	0- 5				
0- 0	0- 0	0- 0	NEUTRAL	0- 0	0- 0	0- 0				

RPI 1-25				RPI 26-50				RPI 51-100				RPI 101+				Team's RPI: 344	
RPI	S	Opponent	Score	RPI	S	Opponent	Score	RPI	S	Opponent	Score	RPI	S	Opponent	Score		
								68	A	Utah	62	89	105	H	Pepperdine	64	78
								79	A	UC Davis	59	76	130	A	Portland St.	43	68
								86	N	Arizona	54	84	142	A	New Mexico St.	55	75
								97	A	Pacific	61	75	142	H	New Mexico St.	72	83
													166	H	Washington	58	69
													185	A	UC Irvine	60	65
													227	A	UTRGV	56	69
													227	H	UTRGV	70	74
													232	A	UMKC	66	83
													232	H	UMKC	62	86
													234	A	California Baptist	83	100
													234	H	California Baptist	64	86
													235	A	Hawaii	51	67
													241	A	Nevada	54	67
													243	H	Northern Ariz.	58	65
													261	H	Cal St. Fullerton	54	57
													264	H	CSU Bakersfield	60	70
													277	A	Utah Valley	56	63
													277	H	Utah Valley	55	58
													324	H	Cal Poly	50	60
													335	H	Grand Canyon	73	74
													350	A	Chicago St.	61	64
													350	H	Chicago St.	90	54
LAST 12 Division I GAMES:																	
234	H	California Baptist	64	86	234	A	California Baptist	83	100								
350	A	Chicago St.	61	64	232	H	UMKC	62	86								
232	A	UMKC	66	83	350	H	Chicago St.	90	54								
142	H	New Mexico St.	72	83	227	A	UTRGV	56	69								
227	H	UTRGV	70	74	142	A	New Mexico St.	55	75								
277	A	Utah Valley	56	63	277	H	Utah Valley	55	58								

Non-Div I Games:

Seattle U

■ Loss,
 ■ Non-Conf,
 ■ S Site,
 ■ Home
 ■ A Away
 N Neutral

Seton Hall

Through Games Of March 2, 2019

Average RPI Win:	192	WON-LOST	WINNING	LAST 10	STRENGTH OF	OPP. STRENGTH	TEAM	ADJ.	CONF.	ADJ CONF.
Average RPI Loss:	69	RECORD	PCT. RANK	GAMES	SCHEDULE	OF SCHEDULE	RPI	RPI	RPI	RPI
DIV. I ONLY	14- 14	170	0- 1	90	74	137	137	6	6	
DIV. I NON-CONF.	8- 3	72	0- 0	262	232	120	120	4	4	
TOTALS	RPI 1-25	RPI 26-50	W-L RECORDS	RPI 51-100	RPI 101-150	RPI 150+				
14- 14	1- 4	0- 4	OVERALL	4- 3	2- 1	7- 2				
11- 4	0- 2	0- 1	HOME	3- 0	2- 0	6- 1				
2- 9	1- 2	0- 2	AWAY	1- 3	0- 1	0- 1				
1- 1	0- 0	0- 1	NEUTRAL	0- 0	0- 0	1- 0				
8- 3	0- 1	0- 2	NON-CONFERENCE	1- 0	0- 0	7- 0				
6- 0	0- 0	0- 0	HOME	0- 0	0- 0	6- 0				
1- 2	0- 1	0- 1	AWAY	1- 0	0- 0	0- 0				
1- 1	0- 0	0- 1	NEUTRAL	0- 0	0- 0	1- 0				
6- 11	1- 3	0- 2	CONFERENCE	3- 3	2- 1	0- 2				
5- 4	0- 2	0- 1	HOME	3- 0	2- 0	0- 1				
1- 7	1- 1	0- 1	AWAY	0- 3	0- 1	0- 1				
0- 0	0- 0	0- 0	NEUTRAL	0- 0	0- 0	0- 0				

RPI 1-25				RPI 26-50				RPI 51-100				RPI 101+ Team's RPI: 137			
RPI	S	Opponent	Score	RPI	S	Opponent	Score	RPI	S	Opponent	Score	RPI	S	Opponent	Score
6	A	UConn	61 99	30	A	UCLA	62 78	55	A	Princeton	70 66	104	H	St. John's (NY)	77 67
12	A	Marquette	60 96	43	A	Villanova	68 73	66	A	Butler	59 62	121	A	Providence	75 82
12	H	Marquette	63 109	43	H	Villanova	66 70	66	H	Butler	83 62	121	H	Providence	79 73
24	A	DePaul	84 73	44	N	Georgia Tech	73 84	80	A	Georgetown	43 51	193	A	Xavier	62 63
24	H	DePaul	85 94					80	H	Georgetown	76 63	193	H	Xavier	76 80
								95	A	Creighton	71 80	255	H	St. Francis Brooklyn	100 77
								95	H	Creighton	82 75	300	H	Kennesaw St.	102 80
												306	N	UNC Greensboro	71 64
												308	H	UTSA	84 53
												311	H	Wagner	95 40
												322	H	UMass Lowell	90 57
												343	H	Saint Peter's	90 47
LAST 12 Division I GAMES:															
43	A	Villanova	68 73	66	H	Butler	83 62								
80	A	Georgetown	43 51	193	H	Xavier	76 80								
12	H	Marquette	63 109	80	H	Georgetown	76 63								
24	H	DePaul	85 94	43	H	Villanova	66 70								
95	A	Creighton	71 80	24	A	DePaul	84 73								
121	A	Providence	75 82	12	A	Marquette	60 96								

Non-Div I Games:

Seton Hall

■ Loss,
■ Non-Conf,
■ S Site,
■ H Home
■ A Away
N Neutral

Average RPI Win:	282	WON-LOST	WINNING	LAST 10	STRENGTH OF	OPP. STRENGTH	TEAM	ADJ.	CONF.	ADJ CONF.
Average RPI Loss:	176	RECORD	PCT. RANK	GAMES	SCHEDULE	OF SCHEDULE	RPI	RPI	RPI	RPI
DIV. I ONLY	12- 17	222	1- 0	262	292	266	266	26	26	
DIV. I NON-CONF.	4- 7	228	1- 0	210	291	270	270	27	27	
TOTALS	RPI 1-25	RPI 26-50	W-L RECORDS	RPI 51-100	RPI 101-150	RPI 150+				
12- 17	0- 0	0- 2	OVERALL	0- 3	0- 2	12- 10				
6- 9	0- 0	0- 1	HOME	0- 2	0- 1	6- 5				
5- 7	0- 0	0- 1	AWAY	0- 0	0- 1	5- 5				
1- 1	0- 0	0- 0	NEUTRAL	0- 1	0- 0	1- 0				
4- 7	0- 0	0- 0	NON-CONFERENCE	0- 3	0- 0	4- 4				
2- 4	0- 0	0- 0	HOME	0- 2	0- 0	2- 2				
1- 2	0- 0	0- 0	AWAY	0- 0	0- 0	1- 2				
1- 1	0- 0	0- 0	NEUTRAL	0- 1	0- 0	1- 0				
8- 10	0- 0	0- 2	CONFERENCE	0- 0	0- 2	8- 6				
4- 5	0- 0	0- 1	HOME	0- 0	0- 1	4- 3				
4- 5	0- 0	0- 1	AWAY	0- 0	0- 1	4- 3				
0- 0	0- 0	0- 0	NEUTRAL	0- 0	0- 0	0- 0				

RPI 1-25				RPI 26-50				RPI 51-100				RPI 101+				Team's RPI: 266	
RPI	S	Opponent	Score	RPI	S	Opponent	Score	RPI	S	Opponent	Score	RPI	S	Opponent	Score		
				47	A	Quinnipiac	31 68	61	H	Penn	51 58	128	A	Marist	59 88		
				47	H	Quinnipiac	38 67	74	N	Drexel	39 51	128	H	Marist	58 73		
								87	H	Harvard	54 73	172	A	Rider	54 77		
												172	H	Rider	52 55		
												205	A	Sacred Heart	50 72		
												216	H	Massachusetts	64 59		
												219	A	Howard	86 81		
												220	H	Hofstra	50 57		
												230	A	Monmouth	77 68		
												230	H	Monmouth	54 56		
												251	H	Colgate	55 53		
												257	A	St. Bonaventure	58 74		
												265	H	Niagara	67 61		
												275	A	Manhattan	48 52		
												275	H	Manhattan	62 56		
												281	A	Canisius	78 66		
												295	A	Fairfield	55 59		
												295	H	Fairfield	40 66		
												304	H	Fla. Atlantic	66 70		
												311	N	Wagner	74 71		
												325	A	Iona	66 45		
												325	H	Iona	59 47		
												343	A	Saint Peter's	84 57		
												343	H	Saint Peter's	50 46		
LAST 12 Division I GAMES:																	
				311	N	Wagner	74 71	230	H	Monmouth	54 56						
				47	H	Quinnipiac	38 67	325	A	Iona	66 45						
				172	A	Rider	54 77	275	A	Manhattan	48 52						
				281	A	Canisius	78 66	128	H	Marist	58 73						
				265	H	Niagara	67 61	295	A	Fairfield	55 59						
				295	H	Fairfield	40 66	343	H	Saint Peter's	50 46						

Non-Div I Games:

Siena

■ Loss,
 ■ Non-Conf,
 ■ S Site,
 ■ H Home
 ■ A Away
 N Neutral

South Alabama

Through Games Of March 2, 2019

Average RPI Win:	219	WON-LOST	WINNING	LAST 10	STRENGTH OF	OPP. STRENGTH	TEAM	ADJ.	CONF.	ADJ CONF.
Average RPI Loss:	124	RECORD	PCT. RANK	GAMES	SCHEDULE	OF SCHEDULE	RPI	RPI	RPI	RPI
DIV. I ONLY	17- 8	78	1- 0	202	160	108	108	12	12	
DIV. I NON-CONF.	9- 0	1	1- 0	287	271	49	49	14	14	
TOTALS	RPI 1-25	RPI 26-50	W-L RECORDS	RPI 51-100	RPI 101-150	RPI 150+				
17- 8	0- 0	0- 0	OVERALL	1- 4	3- 1	13- 3				
8- 2	0- 0	0- 0	HOME	1- 1	1- 0	6- 1				
8- 6	0- 0	0- 0	AWAY	0- 3	1- 1	7- 2				
1- 0	0- 0	0- 0	NEUTRAL	0- 0	1- 0	0- 0				
9- 0	0- 0	0- 0	NON-CONFERENCE	0- 0	1- 0	8- 0				
3- 0	0- 0	0- 0	HOME	0- 0	0- 0	3- 0				
5- 0	0- 0	0- 0	AWAY	0- 0	0- 0	5- 0				
1- 0	0- 0	0- 0	NEUTRAL	0- 0	1- 0	0- 0				
8- 8	0- 0	0- 0	CONFERENCE	1- 4	2- 1	5- 3				
5- 2	0- 0	0- 0	HOME	1- 1	1- 0	3- 1				
3- 6	0- 0	0- 0	AWAY	0- 3	1- 1	2- 2				
0- 0	0- 0	0- 0	NEUTRAL	0- 0	0- 0	0- 0				

RPI 1-25			RPI 26-50			RPI 51-100			RPI 101+			Team's RPI: 108
RPI	S	Opponent	Score	RPI	S	Opponent	Score	RPI	S	Opponent	Score	
						71	A Little Rock	44	47	132	A Georgia St.	68 59
						71	H Little Rock	42	65	132	H Georgia St.	62 59
						76	A UT Arlington	51	72	142	N New Mexico St.	68 67
						93	A Troy	58	66	150	A Appalachian St.	63 71
						93	H Troy	80	77	151	A Alabama	72 67
										163	A Texas St.	45 77
										174	A Coastal Caro.	88 78
										176	A Southern U.	53 49
										183	A Arkansas St.	58 69
										183	H Arkansas St.	64 77
										187	H Southern Miss.	77 68
										231	H ETSU	81 74
										262	H Louisiana	83 60
										270	H Alabama St.	77 65
										276	A Central Ark.	58 50
										287	A Ga. Southern	69 53
										287	H Ga. Southern	73 60
										301	A Tennessee St.	78 56
										305	H La.-Monroe	77 49
										316	A FIU	84 77
LAST 12 Division I GAMES:												
316	A	FIU	84 77	71	A	Little Rock	44 47					
163	A	Texas St.	45 77	183	A	Arkansas St.	58 69					
76	A	UT Arlington	51 72	93	H	Troy	80 77					
93	A	Troy	58 66	305	H	La.-Monroe	77 49					
132	H	Georgia St.	62 59	262	H	Louisiana	83 60					
287	H	Ga. Southern	73 60	287	A	Ga. Southern	69 53					

Non-Div I Games: Faulkner 97 40 Spring Hill 75 57

South Alabama

Loss, Non-Conf, S Site, H Home A Away N Neutral

South Carolina

Through Games Of March 2, 2019

Average RPI Win:	128	WON-LOST	WINNING	LAST 10	STRENGTH OF	OPP. STRENGTH	TEAM	ADJ.	CONF.	ADJ CONF.
Average RPI Loss:	13	RECORD	PCT. RANK	GAMES	SCHEDULE	OF SCHEDULE	RPI	RPI	RPI	RPI
DIV. I ONLY	21- 7	48	0- 1	13	26	15	15	5	5	
DIV. I NON-CONF.	8- 5	119	0- 1	16	18	36	36	5	5	
TOTALS	RPI 1-25	RPI 26-50	W-L RECORDS	RPI 51-100	RPI 101-150	RPI 150+				
21- 7	2- 7	2- 0	OVERALL	6- 0	2- 0	9- 0				
11- 3	0- 3	1- 0	HOME	2- 0	2- 0	6- 0				
9- 2	2- 2	1- 0	AWAY	4- 0	0- 0	2- 0				
1- 2	0- 2	0- 0	NEUTRAL	0- 0	0- 0	1- 0				
8- 5	0- 5	0- 0	NON-CONFERENCE	2- 0	2- 0	4- 0				
5- 2	0- 2	0- 0	HOME	1- 0	2- 0	2- 0				
2- 1	0- 1	0- 0	AWAY	1- 0	0- 0	1- 0				
1- 2	0- 2	0- 0	NEUTRAL	0- 0	0- 0	1- 0				
13- 2	2- 2	2- 0	CONFERENCE	4- 0	0- 0	5- 0				
6- 1	0- 1	1- 0	HOME	1- 0	0- 0	4- 0				
7- 1	2- 1	1- 0	AWAY	3- 0	0- 0	1- 0				
0- 0	0- 0	0- 0	NEUTRAL	0- 0	0- 0	0- 0				

RPI 1-25				RPI 26-50				RPI 51-100				RPI 101+			
RPI	S	Opponent	Score	RPI	S	Opponent	Score	RPI	S	Opponent	Score	RPI	S	Opponent	Score
2	H	Baylor	69 94	27	H	Missouri	79 65	53	H	Clemson	69 57	116	H	Dayton	65 55
6	A	UConn	79 97	50	A	Auburn	73 66	63	A	Tennessee	82 67	150	H	Appalachian St.	80 50
9	A	Mississippi St.	74 89					64	A	LSU	76 53	151	H	Alabama	62 59
14	H	Maryland	61 85					83	A	Purdue	82 73	165	H	Temple	88 60
18	A	Texas A&M	60 57					96	A	Arkansas	87 79	177	H	Vanderbilt	80 69
20	N	Oregon St.	68 70					98	H	Georgia	65 57	201	H	Furman	66 53
21	A	Kentucky	74 70									214	H	Ole Miss	76 42
21	H	Kentucky	57 65									225	A	Florida	96 77
22	N	Drake	85 90									225	H	Florida	71 40
												231	N	ETSU	101 55
												270	A	Alabama St.	94 38
LAST 12 Division I GAMES:															
22	N	Drake	85 90	98	H	Georgia	65 57								
20	N	Oregon St.	68 70	6	A	UConn	79 97								
50	A	Auburn	73 66	214	H	Ole Miss	76 42								
63	A	Tennessee	82 67	96	A	Arkansas	87 79								
21	H	Kentucky	57 65	21	A	Kentucky	74 70								
225	A	Florida	96 77	177	H	Vanderbilt	80 69								

Non-Div I Games:

South Carolina

■ Loss,
 ■ Non-Conf, S Site,
 ■ Home
 ■ Away
 N Neutral

Average RPI Win:	303	WON-LOST	WINNING	LAST 10	STRENGTH OF	OPP. STRENGTH	TEAM	ADJ.	CONF.	ADJ CONF.
Average RPI Loss:	214	RECORD	PCT. RANK	GAMES	SCHEDULE	OF SCHEDULE	RPI	RPI	RPI	RPI
DIV. I ONLY	13- 14	186	1- 0	349	337	291	291	32	32	
DIV. I NON-CONF.	5- 7	206	1- 0	332	278	291	291	32	32	
TOTALS	RPI 1-25	RPI 26-50	W-L RECORDS	RPI 51-100	RPI 101-150	RPI 150+				
13- 14	0- 0	0- 0	OVERALL	0- 2	0- 1	13- 11				
6- 5	0- 0	0- 0	HOME	0- 0	0- 0	6- 5				
7- 7	0- 0	0- 0	AWAY	0- 2	0- 0	7- 5				
0- 2	0- 0	0- 0	NEUTRAL	0- 0	0- 1	0- 1				
5- 7	0- 0	0- 0	NON-CONFERENCE	0- 2	0- 1	5- 4				
3- 1	0- 0	0- 0	HOME	0- 0	0- 0	3- 1				
2- 4	0- 0	0- 0	AWAY	0- 2	0- 0	2- 2				
0- 2	0- 0	0- 0	NEUTRAL	0- 0	0- 1	0- 1				
8- 7	0- 0	0- 0	CONFERENCE	0- 0	0- 0	8- 7				
3- 4	0- 0	0- 0	HOME	0- 0	0- 0	3- 4				
5- 3	0- 0	0- 0	AWAY	0- 0	0- 0	5- 3				
0- 0	0- 0	0- 0	NEUTRAL	0- 0	0- 0	0- 0				

RPI 1-25				RPI 26-50				RPI 51-100				RPI 101+ Team's RPI: 291					
RPI	S	Opponent	Score	RPI	S	Opponent	Score	RPI	S	Opponent	Score	RPI	S	Opponent	Score		
								86	A	Arizona	32	73	139	N	Wake Forest	44	58
								88	A	Radford	31	61	174	A	Coastal Caro.	44	57
													188	A	UMES	43	63
													195	A	N.C. A&T	52	59
													195	H	N.C. A&T	44	58
													196	H	UNLV	58	49
													209	N	East Carolina	63	71
													219	H	Howard	72	63
													224	A	Bethune-Cookman	57	51
													224	H	Bethune-Cookman	64	69
													280	H	Norfolk St.	50	57
													293	H	Winthrop	50	58
													294	H	Charleston So.	67	58
													296	A	Col. of Charleston	51	75
													313	A	Morgan St.	51	62
													313	H	Morgan St.	61	63
													315	A	Coppin St.	75	59
													315	H	Coppin St.	60	55
													330	A	Presbyterian	57	48
													337	A	N.C. Central	72	60
													337	H	USC Upstate	71	66
													340	A	Western Caro.	54	39
													341	A	Delaware St.	63	60
													345	H	Florida A&M	61	48
													349	A	Savannah St.	71	60
LAST 12 Division I GAMES:																	
196	H	UNLV	58	49	315	H	Coppin St.	60	55								
224	A	Bethune-Cookman	57	51	313	H	Morgan St.	61	63								
337	A	N.C. Central	72	60	341	A	Delaware St.	63	60								
195	A	N.C. A&T	52	59	188	A	UMES	43	63								
345	H	Florida A&M	61	48	349	A	Savannah St.	71	60								
224	H	Bethune-Cookman	64	69	280	H	Norfolk St.	50	57								

Non-Div I Games: Voorhees 88 61 UNKNOWN 67 51

South Carolina St.

Loss, Non-Conf, S Site, H Home A Away N Neutral

South Dakota

Through Games Of March 2, 2019

Average RPI Win:	196	WON-LOST	WINNING	LAST 10	STRENGTH OF	OPP. STRENGTH	TEAM	ADJ.	CONF.	ADJ CONF.
Average RPI Loss:	65	RECORD	PCT. RANK	GAMES	SCHEDULE	OF SCHEDULE	RPI	RPI	RPI	RPI
DIV. I ONLY	24- 4	10	1- 0	164	137	37	37	19	19	
DIV. I NON-CONF.	10- 2	37	0- 0	48	20	15	15	19	19	
TOTALS	RPI 1-25	RPI 26-50	W-L RECORDS	RPI 51-100	RPI 101-150	RPI 150+				
24- 4	1- 1	2- 2	OVERALL	4- 0	0- 0	17- 1				
11- 0	1- 0	1- 0	HOME	1- 0	0- 0	8- 0				
10- 3	0- 1	1- 1	AWAY	2- 0	0- 0	7- 1				
3- 1	0- 0	0- 1	NEUTRAL	1- 0	0- 0	2- 0				
10- 2	1- 1	1- 1	NON-CONFERENCE	4- 0	0- 0	4- 0				
3- 0	1- 0	0- 0	HOME	1- 0	0- 0	1- 0				
4- 1	0- 1	1- 0	AWAY	2- 0	0- 0	1- 0				
3- 1	0- 0	0- 1	NEUTRAL	1- 0	0- 0	2- 0				
14- 2	0- 0	1- 1	CONFERENCE	0- 0	0- 0	13- 1				
8- 0	0- 0	1- 0	HOME	0- 0	0- 0	7- 0				
6- 2	0- 0	0- 1	AWAY	0- 0	0- 0	6- 1				
0- 0	0- 0	0- 0	NEUTRAL	0- 0	0- 0	0- 0				

RPI S	Opponent	Score	RPI S	Opponent	Score	Team's RPI: 37	RPI S	Opponent	Score	RPI S	Opponent	Score
11	H Iowa St.	64 59	27	A Missouri	74 61		62	A Missouri St.	85 74	158	A Denver	99 104
22	A Drake	64 76	28	A South Dakota St.	78 82		72	H Green Bay	55 49	158	H Denver	73 58
			28	H South Dakota St.	105 98		95	A Creighton	77 65	168	A Oral Roberts	76 72
			50	N Indiana	60 68		100	N Loyola Marymount	67 40	168	H Oral Roberts	75 64
										181	A Montana	64 41
										200	N Grambling	67 53
										226	A Western Ill.	83 61
										226	H Western Ill.	92 49
										239	A North Dakota	80 50
										239	H North Dakota	87 54
										253	N Wichita St.	73 64
										303	H Incarnate Word	96 43
										319	A Omaha	80 49
										319	H Omaha	78 33
										323	A North Dakota St.	67 41
										323	H North Dakota St.	76 57
										334	A Purdue Fort Wayne	71 49
										334	H Purdue Fort Wayne	69 51
LAST 12 Division I GAMES:												
239	H North Dakota	87 54	319	H Omaha	78 33							
323	H North Dakota St.	76 57	334	A Purdue Fort Wayne	71 49							
28	A South Dakota St.	78 82	226	H Western Ill.	92 49							
158	H Denver	73 58	239	A North Dakota	80 50							
226	A Western Ill.	83 61	319	A Omaha	80 49							
168	H Oral Roberts	75 64	168	A Oral Roberts	76 72							

Non-Div I Games: St. Mary (NE) 112 52 Bellevue 79 40

South Dakota

Loss, Non-Conf, S Site, H Home A Away N Neutral

Season Totals By				Through Games Of March 17, 2019						
Average RPI Win:	196	WON-LOST	WINNING	LAST 10	STRENGTH OF	OPP. STRENGTH	TEAM	ADJ.	CONF.	ADJ CONF.
Average RPI Loss:	24	RECORD	PCT. RANK	GAMES	SCHEDULE	OF SCHEDULE	RPI	RPI	RPI	RPI
DIV. I ONLY	23- 6	24	1- 0	71	144	28	28	19	19	
DIV. I NON-CONF.	8- 5	119	0- 0	6	15	18	18	19	19	
TOTALS	RPI 1-25	RPI 26-50	W-L RECORDS	RPI 51-100	RPI 101-150	RPI 150+				
23- 6	2- 3	1- 2	OVERALL	3- 1	1- 0	16- 0				
13- 1	1- 1	1- 0	HOME	3- 0	0- 0	8- 0				
10- 3	1- 1	0- 1	AWAY	0- 1	1- 0	8- 0				
0- 2	0- 1	0- 1	NEUTRAL	0- 0	0- 0	0- 0				
8- 5	2- 3	0- 1	NON-CONFERENCE	3- 1	1- 0	2- 0				
5- 1	1- 1	0- 0	HOME	3- 0	0- 0	1- 0				
3- 2	1- 1	0- 0	AWAY	0- 1	1- 0	1- 0				
0- 2	0- 1	0- 1	NEUTRAL	0- 0	0- 0	0- 0				
15- 1	0- 0	1- 1	CONFERENCE	0- 0	0- 0	14- 0				
8- 0	0- 0	1- 0	HOME	0- 0	0- 0	7- 0				
7- 1	0- 0	0- 1	AWAY	0- 0	0- 0	7- 0				
0- 0	0- 0	0- 0	NEUTRAL	0- 0	0- 0	0- 0				

RPI 1-25					RPI 26-50					Team's RPI: 28					RPI 51-100					RPI 101+				
RPI	S	Opponent	Score		RPI	S	Opponent	Score		RPI	S	Opponent	Score		RPI	S	Opponent	Score						
2	N	Baylor	66	72	31	N	Buffalo	55	61	56	A	Wyoming	70	77	148	A	Montana St.	88	67					
5	H	Oregon	79	87	37	A	South Dakota	98	105	65	H	FGCU	80	62	158	A	Denver	83	67					
12	A	Marquette	52	91	37	H	South Dakota	82	78	72	H	Green Bay	77	47	158	H	Denver	76	59					
22	H	Drake	80	71						95	H	Creighton	74	48	168	A	Oral Roberts	74	65					
25	A	Central Mich.	80	71											168	H	Oral Roberts	68	55					
															171	A	Chattanooga	71	54					
															226	A	Western Ill.	93	84					
															226	H	Western Ill.	100	62					
															239	A	North Dakota	66	48					
															239	H	North Dakota	81	58					
															319	A	Omaha	82	38					
															319	H	Omaha	81	47					
															323	A	North Dakota St.	88	48					
															323	H	North Dakota St.	86	33					
															334	A	Purdue Fort Wayne	85	52					
															334	H	Purdue Fort Wayne	92	68					
															349	H	Savannah St.	97	49					
LAST 12 Division I GAMES:																								
226	H	Western Ill.	100	62	168	A	Oral Roberts	74	65															
37	H	South Dakota	82	78	158	A	Denver	83	67															
334	H	Purdue Fort Wayne	92	68	319	H	Omaha	81	47															
323	A	North Dakota St.	88	48	323	H	North Dakota St.	86	33															
319	A	Omaha	82	38	239	A	North Dakota	66	48															
239	H	North Dakota	81	58	168	H	Oral Roberts	68	55															

Non-Div I Games:

South Dakota St.

■ Loss, ■ Non-Conf, S Site, H Home A Away N Neutral

Average RPI Win:	182	WON-LOST	WINNING	LAST 10	STRENGTH OF	OPP. STRENGTH	TEAM	ADJ.	CONF.	ADJ CONF.
Average RPI Loss:	79	RECORD	PCT. RANK	GAMES	SCHEDULE	OF SCHEDULE	RPI	RPI	RPI	RPI
DIV. I ONLY	16- 13	151	0- 1	110	72	127	127	9	9	
DIV. I NON-CONF.	9- 5	104	0- 0	206	16	130	130	8	8	
TOTALS	RPI 1-25	RPI 26-50	W-L RECORDS	RPI 51-100	RPI 101-150	RPI 150+				
16- 13	0- 4	1- 1	OVERALL	2- 5	1- 1	12- 2				
10- 4	0- 1	0- 0	HOME	0- 2	1- 0	9- 1				
5- 5	0- 2	0- 0	AWAY	2- 2	0- 0	3- 1				
1- 4	0- 1	1- 1	NEUTRAL	0- 1	0- 1	0- 0				
9- 5	0- 1	1- 1	NON-CONFERENCE	1- 2	1- 1	6- 0				
7- 0	0- 0	0- 0	HOME	0- 0	1- 0	6- 0				
1- 1	0- 0	0- 0	AWAY	1- 1	0- 0	0- 0				
1- 4	0- 1	1- 1	NEUTRAL	0- 1	0- 1	0- 0				
7- 8	0- 3	0- 0	CONFERENCE	1- 3	0- 0	6- 2				
3- 4	0- 1	0- 0	HOME	0- 2	0- 0	3- 1				
4- 4	0- 2	0- 0	AWAY	1- 1	0- 0	3- 1				
0- 0	0- 0	0- 0	NEUTRAL	0- 0	0- 0	0- 0				

RPI	S	Opponent	Score	RPI	S	Opponent	Score	RPI	S	Opponent	Score	RPI	S	Opponent	Score	Team's RPI: 127
6	A	UConn	46 63	30	N	UCLA	60 56	64	A	LSU	49 78	101	N	Virginia	67 74	
17	A	UCF	63 66	34	N	North Carolina	69 71	75	A	Ohio St.	71 47	134	H	Oklahoma	87 70	
17	H	UCF	49 62					82	A	Cincinnati	43 57	161	A	Tulane	50 45	
21	N	Kentucky	63 85					82	H	Cincinnati	56 57	161	H	Tulane	73 46	
								92	A	Houston	59 49	162	H	Tulsa	59 48	
								92	H	Houston	52 54	165	A	Temple	63 53	
								95	N	Creighton	76 83	200	H	Grambling	67 50	
												202	H	George Washington	63 30	
												204	A	SMU	44 46	
												209	A	East Carolina	63 50	
												218	H	Memphis	40 47	
												224	H	Bethune-Cookman	88 39	
												244	H	Albany (NY)	74 37	
												253	H	Wichita St.	55 46	
												278	H	Vermont	102 55	
												321	H	New Hampshire	79 36	
LAST 12 Division I GAMES:																
82	A	Cincinnati	43 57	161	A	Tulane	50 45									
92	A	Houston	59 49	17	A	UCF	63 66									
253	H	Wichita St.	55 46	82	H	Cincinnati	56 57									
209	A	East Carolina	63 50	204	A	SMU	44 46									
162	H	Tulsa	59 48	218	H	Memphis	40 47									
92	H	Houston	52 54	161	H	Tulane	73 46									

Non-Div I Games:

South Fla.

■ Loss,
 ■ Non-Conf,
 ■ S Site,
 ■ Home
 ■ A Away
 N Neutral

Average RPI Win:	271	WON-LOST	WINNING	LAST 10	STRENGTH OF	OPP. STRENGTH	TEAM	ADJ.	CONF.	ADJ CONF.
Average RPI Loss:	170	RECORD	PCT. RANK	GAMES	SCHEDULE	OF SCHEDULE	RPI	RPI	RPI	RPI
DIV. I ONLY	11- 16	225	0- 1	225	288	238	238	22	22	
DIV. I NON-CONF.	3- 6	241	0- 0	216	283	230	230	22	22	
TOTALS	RPI 1-25	RPI 26-50	W-L RECORDS	RPI 51-100	RPI 101-150	RPI 150+				
11- 16	0- 1	0- 0	OVERALL	0- 2	0- 4	11- 9				
6- 5	0- 0	0- 0	HOME	0- 1	0- 1	6- 3				
5- 10	0- 1	0- 0	AWAY	0- 1	0- 3	5- 5				
0- 1	0- 0	0- 0	NEUTRAL	0- 0	0- 0	0- 1				
3- 6	0- 1	0- 0	NON-CONFERENCE	0- 0	0- 1	3- 4				
1- 1	0- 0	0- 0	HOME	0- 0	0- 0	1- 1				
2- 4	0- 1	0- 0	AWAY	0- 0	0- 1	2- 2				
0- 1	0- 0	0- 0	NEUTRAL	0- 0	0- 0	0- 1				
8- 10	0- 0	0- 0	CONFERENCE	0- 2	0- 3	8- 5				
5- 4	0- 0	0- 0	HOME	0- 1	0- 1	5- 2				
3- 6	0- 0	0- 0	AWAY	0- 1	0- 2	3- 3				
0- 0	0- 0	0- 0	NEUTRAL	0- 0	0- 0	0- 0				

RPI 1-25				RPI 26-50				RPI 51-100				RPI 101+ Team's RPI: 238			
RPI	S	Opponent	Score	RPI	S	Opponent	Score	RPI	S	Opponent	Score	RPI	S	Opponent	Score
9	A	Mississippi St.	53 88					60	A	Belmont	57 91	123	A	UT Martin	50 61
								60	H	Belmont	86 92	123	H	UT Martin	73 80
												131	A	Morehead St.	54 82
												147	A	Southern Ill.	40 60
												157	A	Bradley	79 85
												160	H	Tennessee Tech	62 53
												179	N	North Ala.	67 80
												212	H	Jacksonville St.	39 56
												215	H	Indiana St.	51 62
												218	A	Memphis	57 69
												226	H	Western Ill.	81 71
												233	A	SIUE	62 52
												233	H	SIUE	63 58
												259	A	Austin Peay	54 56
												259	H	Austin Peay	64 54
												260	A	Murray St.	74 82
												260	H	Murray St.	59 64
												290	A	Eastern Ill.	80 54
												290	H	Eastern Ill.	72 57
												301	A	Tennessee St.	59 62
												301	H	Tennessee St.	81 57
												326	A	NJIT	68 58
												329	A	Evansville	54 50
												332	A	Eastern Ky.	52 42
LAST 12 Division I GAMES:															
60	H	Belmont	86 92	212	H	Jacksonville St.	39 56								
301	H	Tennessee St.	81 57	160	H	Tennessee Tech	62 53								
260	A	Murray St.	74 82	301	A	Tennessee St.	59 62								
259	A	Austin Peay	54 56	60	A	Belmont	57 91								
290	A	Eastern Ill.	80 54	290	H	Eastern Ill.	72 57								
123	A	UT Martin	50 61	233	H	SIUE	63 58								

Non-Div I Games: Ill.-Springfield 82 46 Harris-Stowe 80 65

Southeast Mo. St.

Loss, Non-Conf, S Site, H Home A Away N Neutral

Average RPI Win:	270	WON-LOST	WINNING	LAST 10	STRENGTH OF	OPP. STRENGTH	TEAM	ADJ.	CONF.	ADJ CONF.
Average RPI Loss:	214	RECORD	PCT. RANK	GAMES	SCHEDULE	OF SCHEDULE	RPI	RPI	RPI	RPI
DIV. I ONLY	8- 17	270	0- 1	332	302	314	314	25	25	
DIV. I NON-CONF.	4- 5	190	0- 0	293	325	214	214	23	23	
TOTALS	RPI 1-25	RPI 26-50	W-L RECORDS	RPI 51-100	RPI 101-150	RPI 150+				
8- 17	0- 0	0- 1	OVERALL	0- 2	0- 0	8- 14				
5- 6	0- 0	0- 0	HOME	0- 1	0- 0	5- 5				
3- 11	0- 0	0- 1	AWAY	0- 1	0- 0	3- 9				
0- 0	0- 0	0- 0	NEUTRAL	0- 0	0- 0	0- 0				
4- 5	0- 0	0- 0	NON-CONFERENCE	0- 1	0- 0	4- 4				
1- 1	0- 0	0- 0	HOME	0- 0	0- 0	1- 1				
3- 4	0- 0	0- 0	AWAY	0- 1	0- 0	3- 3				
0- 0	0- 0	0- 0	NEUTRAL	0- 0	0- 0	0- 0				
4- 12	0- 0	0- 1	CONFERENCE	0- 1	0- 0	4- 10				
4- 5	0- 0	0- 0	HOME	0- 1	0- 0	4- 4				
0- 7	0- 0	0- 1	AWAY	0- 0	0- 0	0- 6				
0- 0	0- 0	0- 0	NEUTRAL	0- 0	0- 0	0- 0				

RPI S	Opponent	Score	RPI S	Opponent	Score	RPI S	Opponent	Score	RPI S	Opponent	Score	Team's RPI: 314
49	A Lamar University	54 94	64	A LSU	52 72	151	A Alabama	40 88	155	A Abilene Christian	66 86	
			78	H SFA	51 62	155	H Abilene Christian	74 71	167	A Louisiana Tech	53 72	
						170	H Nicholls St.	66 73	184	A Sam Houston St.	63 94	
						187	H Southern Miss.	52 59	204	A SMU	63 62	
						256	H A&M-Corpus Christi	56 45	271	A Jackson St.	50 45	
						276	A Central Ark.	33 75	276	H Central Ark.	62 53	
						288	H New Orleans	58 61	298	A Alabama A&M	48 51	
						303	A Incarnate Word	69 76	305	H La.-Monroe	49 42	
						317	A McNeese	56 62	317	H McNeese	70 75	
						318	A Northwestern St.	47 58	318	H Northwestern St.	56 60	
						342	H Houston Baptist	73 65	351	A Alcorn	77 59	
LAST 12 Division I GAMES:												
318	H Northwestern St.	56 60	256	H A&M-Corpus Christi	56 45	170	H Nicholls St.	66 73	184	A Sam Houston St.	63 94	
155	A Abilene Christian	66 86	318	A Northwestern St.	47 58	342	H Houston Baptist	73 65	317	A McNeese	56 62	
288	H New Orleans	58 61										
317	H McNeese	70 75										
303	A Incarnate Word	69 76										
276	A Central Ark.	33 75										

Non-Div I Games: Mobile 70 57 Xavier (LA) 47 59

Southeastern La.

Loss, Non-Conf, S Site, H Home A Away N Neutral

Southern California

Through Games Of March 2, 2019

Average RPI Win:	151	WON-LOST	WINNING	LAST 10	STRENGTH OF	OPP. STRENGTH	TEAM	ADJ.	CONF.	ADJ CONF.
Average RPI Loss:	35	RECORD	PCT. RANK	GAMES	SCHEDULE	OF SCHEDULE	RPI	RPI	RPI	RPI
DIV. I ONLY	16- 12	135	1- 0	25	23	45	45	2	2	
DIV. I NON-CONF.	10- 1	17	0- 0	143	131	25	25	2	2	
TOTALS	RPI 1-25	RPI 26-50	W-L RECORDS	RPI 51-100	RPI 101-150	RPI 150+				
16- 12	0- 8	2- 2	OVERALL	3- 1	3- 0	8- 1				
9- 4	0- 3	1- 1	HOME	1- 0	3- 0	4- 0				
6- 8	0- 5	1- 1	AWAY	2- 1	0- 0	3- 1				
1- 0	0- 0	0- 0	NEUTRAL	0- 0	0- 0	1- 0				
10- 1	0- 1	0- 0	NON-CONFERENCE	2- 0	2- 0	6- 0				
5- 0	0- 0	0- 0	HOME	1- 0	2- 0	2- 0				
4- 1	0- 1	0- 0	AWAY	1- 0	0- 0	3- 0				
1- 0	0- 0	0- 0	NEUTRAL	0- 0	0- 0	1- 0				
6- 11	0- 7	2- 2	CONFERENCE	1- 1	1- 0	2- 1				
4- 4	0- 3	1- 1	HOME	0- 0	1- 0	2- 0				
2- 7	0- 4	1- 1	AWAY	1- 1	0- 0	0- 1				
0- 0	0- 0	0- 0	NEUTRAL	0- 0	0- 0	0- 0				

RPI	S	Opponent	Score	RPI	S	Opponent	Score	Team's RPI: 45	RPI	S	Opponent	Score	RPI	S	Opponent	Score
4	A	Stanford	64 72	30	A	UCLA	72 67		68	A	Utah	84 80	143	H	Washington St.	81 73
4	H	Stanford	67 69	30	H	UCLA	65 72		76	A	UT Arlington	73 61	145	H	CSUN	58 42
5	A	Oregon	78 96	39	A	California	59 66		86	A	Arizona	68 71	149	H	UC Riverside	73 55
5	H	Oregon	53 93	39	H	California	86 76		91	H	Fresno St.	62 61	164	H	Santa Clara	77 46
16	A	Arizona St.	59 68										166	H	Washington	82 57
18	A	Texas A&M	51 71										169	A	Colorado	76 81
20	A	Oregon St.	61 68										169	H	Colorado	84 77
20	H	Oregon St.	52 76										173	N	Utah St.	55 46
													196	A	UNLV	86 72
													241	A	Nevada	72 51
													273	A	Long Beach St.	86 50
													297	H	UC Santa Barbara	82 39
LAST 12 Division I GAMES:																
169	H	Colorado	84 77	68	A	Utah	84 80		143	H	Washington St.	81 73	166	H	Washington	82 57
5	A	Oregon	78 96	16	A	Arizona St.	59 68		86	A	Arizona	68 71	30	A	UCLA	72 67
20	A	Oregon St.	61 68													
4	H	Stanford	67 69													
39	H	California	86 76													
169	A	Colorado	76 81													

Non-Div I Games:

Southern California

■ Loss,
 ■ Non-Conf,
 ■ S Site,
 ■ H Home
 ■ A Away
 N Neutral

Average RPI Win:	225	WON-LOST	WINNING	LAST 10	STRENGTH OF	OPP. STRENGTH	TEAM	ADJ.	CONF.	ADJ CONF.
Average RPI Loss:	106	RECORD	PCT. RANK	GAMES	SCHEDULE	OF SCHEDULE	RPI	RPI	RPI	RPI
DIV. I ONLY	13- 13	170	0- 1	86	195	147	147	13	13	
DIV. I NON-CONF.	7- 4	108	0- 0	94	212	76	76	15	15	
TOTALS	RPI 1-25	RPI 26-50	W-L RECORDS	RPI 51-100	RPI 101-150	RPI 150+				
13- 13	0- 3	0- 0	OVERALL	0- 3	3- 2	10- 5				
9- 4	0- 1	0- 0	HOME	0- 1	2- 0	7- 2				
3- 8	0- 1	0- 0	AWAY	0- 2	0- 2	3- 3				
1- 1	0- 1	0- 0	NEUTRAL	0- 0	1- 0	0- 0				
7- 4	0- 1	0- 0	NON-CONFERENCE	0- 0	3- 2	4- 1				
5- 0	0- 0	0- 0	HOME	0- 0	2- 0	3- 0				
1- 3	0- 0	0- 0	AWAY	0- 0	0- 2	1- 1				
1- 1	0- 1	0- 0	NEUTRAL	0- 0	1- 0	0- 0				
6- 9	0- 2	0- 0	CONFERENCE	0- 3	0- 0	6- 4				
4- 4	0- 1	0- 0	HOME	0- 1	0- 0	4- 2				
2- 5	0- 1	0- 0	AWAY	0- 2	0- 0	2- 2				
0- 0	0- 0	0- 0	NEUTRAL	0- 0	0- 0	0- 0				

RPI 1-25				RPI 26-50				RPI 51-100				RPI 101+ Team's RPI: 147			
RPI	S	Opponent	Score	RPI	S	Opponent	Score	RPI	S	Opponent	Score	RPI	S	Opponent	Score
16	N	Arizona St.	38 82					62	A	Missouri St.	51 66	110	H	Northern Ill.	82 73
22	A	Drake	66 94					62	H	Missouri St.	58 70	112	N	Hartford	72 50
22	H	Drake	64 71					94	A	UNI	53 65	115	A	Western Ky.	76 83
												123	A	UT Martin	94 95
												129	H	IUPUI	78 73
												157	A	Bradley	53 58
												157	H	Bradley	62 55
												159	A	Illinois St.	52 60
												159	H	Illinois St.	66 68
												178	A	Saint Louis	58 62
												199	H	Marshall	58 49
												215	H	Indiana St.	58 61
												238	H	Southeast Mo. St.	60 40
												242	A	Loyola Chicago	64 41
												242	H	Loyola Chicago	74 63
												260	A	Murray St.	65 59
												290	H	Eastern Ill.	73 59
												310	A	Valparaiso	58 47
												310	H	Valparaiso	87 65
												329	H	Evansville	67 47
LAST 12 Division I GAMES:															
		22	H	Drake	64	71				22	A	Drake	66	94	
		310	A	Valparaiso	58	47				94	A	UNI	53	65	
		242	A	Loyola Chicago	64	41				242	H	Loyola Chicago	74	63	
		159	H	Illinois St.	66	68				310	H	Valparaiso	87	65	
		157	H	Bradley	62	55				157	A	Bradley	53	58	
		62	H	Missouri St.	58	70				159	A	Illinois St.	52	60	

Non-Div I Games:

Southern Ill.

Average RPI Win: 260		WON-LOST	WINNING	LAST 10	STRENGTH OF	OPP. STRENGTH	TEAM	ADJ.	CONF.	ADJ CONF.
Average RPI Loss: 108		RECORD	PCT. RANK	GAMES	SCHEDULE	OF SCHEDULE	RPI	RPI	RPI	RPI
DIV. I ONLY		15- 11	132	1- 0	242	205	187	187	14	14
DIV. I NON-CONF.		6- 5	143	0- 0	275	319	249	249	17	17
TOTALS	RPI 1-25	RPI 26-50		W-L RECORDS	RPI 51-100		RPI 101-150		RPI 150+	
15- 11	0- 1	0- 1		OVERALL	0- 3		2- 2		13- 4	
10- 6	0- 1	0- 1		HOME	0- 2		1- 0		9- 2	
5- 5	0- 0	0- 0		AWAY	0- 1		1- 2		4- 2	
0- 0	0- 0	0- 0		NEUTRAL	0- 0		0- 0		0- 0	
6- 5	0- 1	0- 0		NON-CONFERENCE	0- 1		0- 1		6- 2	
5- 3	0- 1	0- 0		HOME	0- 1		0- 0		5- 1	
1- 2	0- 0	0- 0		AWAY	0- 0		0- 1		1- 1	
0- 0	0- 0	0- 0		NEUTRAL	0- 0		0- 0		0- 0	
9- 6	0- 0	0- 1		CONFERENCE	0- 2		2- 1		7- 2	
5- 3	0- 0	0- 1		HOME	0- 1		1- 0		4- 1	
4- 3	0- 0	0- 0		AWAY	0- 1		1- 1		3- 1	
0- 0	0- 0	0- 0		NEUTRAL	0- 0		0- 0		0- 0	

RPI 1-25					
RPI	S	Opponent	Score		
9	H	Mississippi St.	42	86	
RPI 26-50					
RPI	S	Opponent	Score		
29	H	Rice	47	58	
RPI 51-100					
RPI	S	Opponent	Score		
67	A	Middle Tenn.	49	66	
89	H	Old Dominion	50	53	
92	H	Houston	44	61	
RPI 101+					
RPI	S	Opponent	Team's RPI: Score		
103	A	UAB	60	71	
108	A	South Alabama	68	77	
115	A	Western Ky.	69	56	
117	H	Charlotte	65	54	
161	A	Tulane	54	71	
167	A	Louisiana Tech	85	106	
167	H	Louisiana Tech	74	70	
182	H	North Texas	48	62	
184	H	Sam Houston St.	61	65	
199	A	Marshall	64	52	
200	H	Grambling	68	47	
274	A	UTEP	64	63	
283	H	Samford	76	40	
304	H	Fla. Atlantic	67	45	
308	A	UTSA	70	45	
308	H	UTSA	72	39	
314	A	Southeastern La.	59	52	
316	H	FIU	71	57	
318	H	Northwestern St.	69	54	
331	H	Mississippi Val.	67	60	
351	H	Alcorn	66	47	
LAST 12 Division I GAMES:					
308	H	UTSA	72	39	
167	H	Louisiana Tech	74	70	
274	A	UTEP	64	63	
308	A	UTSA	70	45	
167	A	Louisiana Tech	85	106	
304	H	Fla. Atlantic	67	45	
316	H	FIU	71	57	
199	A	Marshall	64	52	
115	A	Western Ky.	69	56	
89	H	Old Dominion	50	53	
117	H	Charlotte	65	54	
103	A	UAB	60	71	

Non-Div I Games:	Blue Mountain (MS)	84	38	William Carey	74	48
------------------	--------------------	----	----	---------------	----	----

Southern Miss.

Loss, Non-Conf, S Site, H Home A Away N Neutral

Average RPI Win:	294	WON-LOST	WINNING	LAST 10	STRENGTH OF	OPP. STRENGTH	TEAM	ADJ.	CONF.	ADJ CONF.
Average RPI Loss:	111	RECORD	PCT. RANK	GAMES	SCHEDULE	OF SCHEDULE	RPI	RPI	RPI	RPI
DIV. I ONLY	13- 10	140	0- 0	265	286	176	176	29	29	
DIV. I NON-CONF.	0- 7	336	0- 0	4	4	185	185	28	28	
TOTALS	RPI 1-25	RPI 26-50	W-L RECORDS	RPI 51-100	RPI 101-150	RPI 150+				
13- 10	0- 3	0- 2	OVERALL	0- 0	0- 2	13- 3				
7- 3	0- 0	0- 0	HOME	0- 0	0- 1	7- 2				
6- 7	0- 3	0- 2	AWAY	0- 0	0- 1	6- 1				
0- 0	0- 0	0- 0	NEUTRAL	0- 0	0- 0	0- 0				
0- 7	0- 3	0- 2	NON-CONFERENCE	0- 0	0- 2	0- 0				
0- 1	0- 0	0- 0	HOME	0- 0	0- 1	0- 0				
0- 6	0- 3	0- 2	AWAY	0- 0	0- 1	0- 0				
0- 0	0- 0	0- 0	NEUTRAL	0- 0	0- 0	0- 0				
13- 3	0- 0	0- 0	CONFERENCE	0- 0	0- 0	13- 3				
7- 2	0- 0	0- 0	HOME	0- 0	0- 0	7- 2				
6- 1	0- 0	0- 0	AWAY	0- 0	0- 0	6- 1				
0- 0	0- 0	0- 0	NEUTRAL	0- 0	0- 0	0- 0				

RPI 1-25				RPI 26-50				RPI 51-100				RPI 101+ Team's RPI: 176			
RPI	S	Opponent	Score	RPI	S	Opponent	Score	RPI	S	Opponent	Score	RPI	S	Opponent	Score
2	A	Baylor	49 94	42	A	TCU	40 69					108	H	South Alabama	49 53
16	A	Arizona St.	47 69	46	A	Michigan	35 76					144	A	Texas Tech	58 76
21	A	Kentucky	41 91									191	H	Prairie View	54 55
												200	A	Grambling	86 81
												200	H	Grambling	71 65
												223	H	Texas Southern	63 61
												270	A	Alabama St.	61 78
												270	H	Alabama St.	62 52
												271	A	Jackson St.	76 74
												271	H	Jackson St.	52 59
												298	A	Alabama A&M	54 50
												298	H	Alabama A&M	68 60
												331	A	Mississippi Val.	67 46
												331	H	Mississippi Val.	74 67
												346	A	Ark.-Pine Bluff	56 45
												346	H	Ark.-Pine Bluff	73 41
												351	A	Alcorn	75 54
												351	H	Alcorn	51 39
LAST 12 Division I GAMES:															
351	H	Alcorn	51 39	200	H	Grambling	71 65								
270	H	Alabama St.	62 52	351	A	Alcorn	75 54								
298	H	Alabama A&M	68 60	270	A	Alabama St.	61 78								
331	A	Mississippi Val.	67 46	298	A	Alabama A&M	54 50								
346	A	Ark.-Pine Bluff	56 45	331	H	Mississippi Val.	74 67								
271	H	Jackson St.	52 59	346	H	Ark.-Pine Bluff	73 41								

Non-Div I Games: Dillard 61 63 Wiley 89 58 Louisiana Col. 77 53 Millsaps 71 36 Southern U.

Southern Utah

Through Games Of March 2, 2019

Average RPI Win:	215	WON-LOST	WINNING	LAST 10	STRENGTH OF	OPP. STRENGTH	TEAM	ADJ.	CONF.	ADJ CONF.
Average RPI Loss:	156	RECORD	PCT. RANK	GAMES	SCHEDULE	OF SCHEDULE	RPI	RPI	RPI	RPI
DIV. I ONLY	7- 20	297	0- 1	137	218	279	279	16	16	
DIV. I NON-CONF.	3- 6	241	0- 1	34	310	182	182	12	12	
TOTALS	RPI 1-25	RPI 26-50	W-L RECORDS	RPI 51-100	RPI 101-150	RPI 150+				
7- 20	0- 0	1- 0	OVERALL	0- 4	0- 7	6- 9				
6- 7	0- 0	1- 0	HOME	0- 1	0- 3	5- 3				
1- 13	0- 0	0- 0	AWAY	0- 3	0- 4	1- 6				
0- 0	0- 0	0- 0	NEUTRAL	0- 0	0- 0	0- 0				
3- 6	0- 0	1- 0	NON-CONFERENCE	0- 2	0- 1	2- 3				
3- 1	0- 0	1- 0	HOME	0- 0	0- 0	2- 1				
0- 5	0- 0	0- 0	AWAY	0- 2	0- 1	0- 2				
0- 0	0- 0	0- 0	NEUTRAL	0- 0	0- 0	0- 0				
4- 14	0- 0	0- 0	CONFERENCE	0- 2	0- 6	4- 6				
3- 6	0- 0	0- 0	HOME	0- 1	0- 3	3- 2				
1- 8	0- 0	0- 0	AWAY	0- 1	0- 3	1- 4				
0- 0	0- 0	0- 0	NEUTRAL	0- 0	0- 0	0- 0				

RPI	S	Opponent	Score	RPI	S	Opponent	Score	RPI	S	Opponent	Score	RPI	S	Opponent	Score	Team's RPI: 279
33	H	BYU	67 64	58	A	Boise St.	53 88	109	H	Northern Colo.	44 71	113	A	Idaho St.	47 80	
				73	A	Idaho	49 77	113	H	Idaho St.	57 69	130	A	Portland St.	49 63	
				73	H	Idaho	70 82	130	H	Portland St.	56 81	148	A	Montana St.	64 69	
				79	A	UC Davis	45 68	149	A	UC Riverside	50 56	158	H	Denver	70 71	
								168	A	Oral Roberts	59 64	180	A	Eastern Wash.	66 80	
								180	H	Eastern Wash.	73 63	181	A	Montana	57 79	
								181	H	Montana	71 56	185	A	UC Irvine	58 75	
								243	A	Northern Ariz.	82 76	243	H	Northern Ariz.	69 78	
								254	A	Sacramento St.	76 77	254	H	Sacramento St.	69 75	
								269	H	San Diego	69 59	277	H	Utah Valley	60 59	
								320	A	Weber St.	66 67	320	H	Weber St.	84 79	
LAST 12 Division I GAMES:																
149	A	UC Riverside	50 56	113	A	Idaho St.	47 80									
181	H	Montana	71 56	320	A	Weber St.	66 67									
73	A	Idaho	49 77	73	H	Idaho	70 82									
180	A	Eastern Wash.	66 80	180	H	Eastern Wash.	73 63									
130	H	Portland St.	56 81	243	H	Northern Ariz.	69 78									
254	H	Sacramento St.	69 75	109	H	Northern Colo.	44 71									

Non-Div I Games:

Southern Utah

■ Loss,
 ■ Non-Conf,
 ■ S Site,
 ■ H Home
 ■ A Away
 N Neutral

St. Bonaventure

Through Games Of March 2, 2019

Average RPI Win:	246	WON-LOST	WINNING	LAST 10	STRENGTH OF	OPP. STRENGTH	TEAM	ADJ.	CONF.	ADJ CONF.
Average RPI Loss:	146	RECORD	PCT. RANK	GAMES	SCHEDULE	OF SCHEDULE	RPI	RPI	RPI	RPI
DIV. I ONLY	8- 21	289	0- 1	151	175	257	257	17	17	
DIV. I NON-CONF.	3- 10	278	0- 0	109	149	238	238	16	16	
TOTALS	RPI 1-25	RPI 26-50	W-L RECORDS	RPI 51-100	RPI 101-150	RPI 150+				
8- 21	0- 0	0- 3	OVERALL	0- 3	0- 6	8- 9				
4- 9	0- 0	0- 1	HOME	0- 2	0- 3	4- 3				
4- 11	0- 0	0- 1	AWAY	0- 1	0- 3	4- 6				
0- 1	0- 0	0- 1	NEUTRAL	0- 0	0- 0	0- 0				
3- 10	0- 0	0- 3	NON-CONFERENCE	0- 2	0- 2	3- 3				
2- 3	0- 0	0- 1	HOME	0- 1	0- 0	2- 1				
1- 6	0- 0	0- 1	AWAY	0- 1	0- 2	1- 2				
0- 1	0- 0	0- 1	NEUTRAL	0- 0	0- 0	0- 0				
5- 11	0- 0	0- 0	CONFERENCE	0- 1	0- 4	5- 6				
2- 6	0- 0	0- 0	HOME	0- 1	0- 3	2- 2				
3- 5	0- 0	0- 0	AWAY	0- 0	0- 1	3- 4				
0- 0	0- 0	0- 0	NEUTRAL	0- 0	0- 0	0- 0				

RPI 1-25				RPI 26-50				RPI 51-100				RPI 101+				Team's RPI: 257	
RPI	S	Opponent	Score	RPI	S	Opponent	Score	RPI	S	Opponent	Score	RPI	S	Opponent	Score		
				31	A	Buffalo	43 90	90	H	Kent St.	64 76	110	H	Fordham	44 53		
				38	N	Ohio	53 70	98	A	Georgia	40 67	116	H	Dayton	49 62		
				41	H	Bucknell	46 77	99	H	VCU	50 59	133	A	Penn St.	65 80		
												135	A	Duquesne	64 80		
												135	H	Duquesne	54 60		
												141	A	Akron	58 67		
												153	A	Davidson	55 67		
												158	A	Denver	62 76		
												178	H	Saint Louis	45 62		
												202	A	George Washington	44 57		
												203	A	Cornell	44 58		
												213	A	George Mason	68 57		
												213	H	George Mason	64 55		
												216	A	Massachusetts	64 63		
												220	H	Hofstra	59 67		
												236	A	Saint Joseph's	41 66		
												258	A	Rhode Island	84 68		
												258	H	Rhode Island	62 61		
												265	A	Niagara	76 48		
												266	H	Siena	74 58		
												268	A	Richmond	49 57		
												281	H	Canisius	100 94		
												282	H	La Salle	45 52		
LAST 12 Division I GAMES:																	
				135	A	Duquesne	64 80	153	A	Davidson	55 67						
				282	H	La Salle	45 52	99	H	VCU	50 59						
				202	A	George Washington	44 57	213	H	George Mason	64 55						
				258	H	Rhode Island	62 61	258	A	Rhode Island	84 68						
				110	H	Fordham	44 53	216	A	Massachusetts	64 63						
				268	A	Richmond	49 57	178	H	Saint Louis	45 62						

Non-Div I Games:

St. Bonaventure

■ Loss,
 ■ Non-Conf,
 ■ S Site,
 ■ H Home
 ■ A Away
 N Neutral

Through Games Of March 2, 2019

[illegible]

St. Francis Brooklyn

Page 280

St. John's (NY)

Through Games Of March 2, 2019

Average RPI Win:	171	WON-LOST	WINNING	LAST 10	STRENGTH OF	OPP. STRENGTH	TEAM	ADJ.	CONF.	ADJ CONF.
Average RPI Loss:	62	RECORD	PCT. RANK	GAMES	SCHEDULE	OF SCHEDULE	RPI	RPI	RPI	RPI
DIV. I ONLY	14- 14	170	0- 1	73	45	104	104	6	6	
DIV. I NON-CONF.	7- 4	108	0- 0	209	64	111	111	4	4	
TOTALS	RPI 1-25	RPI 26-50	W-L RECORDS	RPI 51-100	RPI 101-150	RPI 150+				
14- 14	1- 5	1- 2	OVERALL	3- 4	2- 3	7- 0				
5- 6	1- 2	0- 1	HOME	1- 2	1- 1	2- 0				
7- 7	0- 2	1- 1	AWAY	1- 2	1- 2	4- 0				
2- 1	0- 1	0- 0	NEUTRAL	1- 0	0- 0	1- 0				
7- 4	0- 2	0- 1	NON-CONFERENCE	1- 0	1- 1	5- 0				
2- 1	0- 1	0- 0	HOME	0- 0	1- 0	1- 0				
3- 2	0- 0	0- 1	AWAY	0- 0	0- 1	3- 0				
2- 1	0- 1	0- 0	NEUTRAL	1- 0	0- 0	1- 0				
7- 10	1- 3	1- 1	CONFERENCE	2- 4	1- 2	2- 0				
3- 5	1- 1	0- 1	HOME	1- 2	0- 1	1- 0				
4- 5	0- 2	1- 0	AWAY	1- 2	1- 1	1- 0				
0- 0	0- 0	0- 0	NEUTRAL	0- 0	0- 0	0- 0				

RPI 1-25				RPI 26-50				RPI 51-100				RPI 101+ Team's RPI: 104			
RPI	S	Opponent	Score	RPI	S	Opponent	Score	RPI	S	Opponent	Score	RPI	S	Opponent	Score
6	N	UConn	55 65	36	A	James Madison	51 64	66	A	Butler	45 66	121	A	Providence	60 57
12	A	Marquette	73 83	43	A	Villanova	66 62	66	H	Butler	68 73	121	H	Providence	66 67
12	H	Marquette	81 74	43	H	Villanova	57 73	80	A	Georgetown	80 82	125	H	Yale	56 52
23	H	Florida St.	53 57					80	H	Georgetown	59 51	137	A	Seton Hall	67 77
24	A	DePaul	64 73					83	N	Purdue	68 62	139	A	Wake Forest	59 64
24	H	DePaul	62 70					95	A	Creighton	51 45	193	A	Xavier	76 57
								95	H	Creighton	63 65	193	H	Xavier	70 41
												214	N	Ole Miss	64 59
												282	A	La Salle	83 57
												285	A	Army West Point	60 49
												325	A	Iona	61 35
												341	H	Delaware St.	82 44
LAST 12 Division I GAMES:															
80	A	Georgetown	80 82	193	H	Xavier	70 41								
43	A	Villanova	66 62	66	H	Butler	68 73								
24	H	DePaul	62 70	43	H	Villanova	57 73								
12	H	Marquette	81 74	80	H	Georgetown	59 51								
121	A	Providence	60 57	12	A	Marquette	73 83								
95	A	Creighton	51 45	24	A	DePaul	64 73								

Non-Div I Games:

St. John's (NY)

■ Loss,
■ Non-Conf,
■ S Site,
■ H Home
■ A Away
N Neutral

Stanford

Through Games Of March 2, 2019

Average RPI Win:	86	WON-LOST	WINNING	LAST 10	STRENGTH OF	OPP. STRENGTH	TEAM	ADJ.	CONF.	ADJ CONF.
Average RPI Loss:	31	RECORD	PCT. RANK	GAMES	SCHEDULE	OF SCHEDULE	RPI	RPI	RPI	RPI
DIV. I ONLY	24- 4	10	1- 0	4	8	4	4	2	2	
DIV. I NON-CONF.	10- 1	17	0- 0	8	32	3	3	2	2	
TOTALS	RPI 1-25	RPI 26-50	W-L RECORDS	RPI 51-100	RPI 101-150	RPI 150+				
24- 4	4- 2	6- 1	OVERALL	7- 1	3- 0	4- 0				
13- 1	3- 1	3- 0	HOME	3- 0	2- 0	2- 0				
9- 3	1- 1	3- 1	AWAY	2- 1	1- 0	2- 0				
2- 0	0- 0	0- 0	NEUTRAL	2- 0	0- 0	0- 0				
10- 1	1- 1	1- 0	NON-CONFERENCE	5- 0	1- 0	2- 0				
5- 0	1- 0	0- 0	HOME	2- 0	1- 0	1- 0				
3- 1	0- 1	1- 0	AWAY	1- 0	0- 0	1- 0				
2- 0	0- 0	0- 0	NEUTRAL	2- 0	0- 0	0- 0				
14- 3	3- 1	5- 1	CONFERENCE	2- 1	2- 0	2- 0				
8- 1	2- 1	3- 0	HOME	1- 0	1- 0	1- 0				
6- 2	1- 0	2- 1	AWAY	1- 1	1- 0	1- 0				
0- 0	0- 0	0- 0	NEUTRAL	0- 0	0- 0	0- 0				

RPI 1-25				Team's RPI: 4				RPI 26-50				RPI 51-100				RPI 101+			
RPI	S	Opponent	Score					RPI	S	Opponent	Score					RPI	S	Opponent	Score
2	H	Baylor	68 63					30	A	UCLA	65 51					63	A	Tennessee	95 85
5	H	Oregon	48 88					30	H	UCLA	86 80					65	N	FGCU	88 65
13	A	Gonzaga	73 79					31	A	Buffalo	62 55					68	A	Utah	68 75
16	A	Arizona St.	72 65					39	A	California	80 81					73	H	Idaho	115 71
16	H	Arizona St.	71 50					39	H	California	75 50					77	N	American	71 49
20	H	Oregon St.	61 44					45	A	Southern California	69 67					79	H	UC Davis	71 43
								45	H	Southern California	72 64					86	A	Arizona	78 48
																86	H	Arizona	56 54
LAST 12 Division I GAMES:																			
143	A	Washington St.	67 42					20	H	Oregon St.	61 44								
16	H	Arizona St.	71 50					39	H	California	75 50								
86	H	Arizona	56 54					39	A	California	80 81								
45	A	Southern California	69 67					68	A	Utah	68 75								
30	A	UCLA	65 51					169	A	Colorado	80 69								
5	H	Oregon	48 88					143	H	Washington St.	85 64								

Non-Div I Games:

Stanford

■ Loss,
■ Non-Conf,
■ S Site,
■ Home
■ A Away
N Neutral

Average RPI Win:	276	WON-LOST	WINNING	LAST 10	STRENGTH OF	OPP. STRENGTH	TEAM	ADJ.	CONF.	ADJ CONF.
Average RPI Loss:	126	RECORD	PCT. RANK	GAMES	SCHEDULE	OF SCHEDULE	RPI	RPI	RPI	RPI
DIV. I ONLY	14- 13	165	1- 0	242	234	198	198	24	24	
DIV. I NON-CONF.	3- 9	271	0- 0	142	118	280	280	26	26	
TOTALS	RPI 1-25	RPI 26-50	W-L RECORDS	RPI 51-100	RPI 101-150	RPI 150+				
14- 13	0- 1	0- 1	OVERALL	0- 4	0- 1	14- 6				
9- 4	0- 1	0- 0	HOME	0- 2	0- 0	9- 1				
5- 6	0- 0	0- 1	AWAY	0- 1	0- 0	5- 4				
0- 3	0- 0	0- 0	NEUTRAL	0- 1	0- 1	0- 1				
3- 9	0- 1	0- 1	NON-CONFERENCE	0- 3	0- 1	3- 3				
3- 2	0- 1	0- 0	HOME	0- 1	0- 0	3- 0				
0- 4	0- 0	0- 1	AWAY	0- 1	0- 0	0- 2				
0- 3	0- 0	0- 0	NEUTRAL	0- 1	0- 1	0- 1				
11- 4	0- 0	0- 0	CONFERENCE	0- 1	0- 0	11- 3				
6- 2	0- 0	0- 0	HOME	0- 1	0- 0	6- 1				
5- 2	0- 0	0- 0	AWAY	0- 0	0- 0	5- 2				
0- 0	0- 0	0- 0	NEUTRAL	0- 0	0- 0	0- 0				

RPI 1-25				RPI 26-50				RPI 51-100				RPI 101+ Team's RPI: 198			
RPI	S	Opponent	Score	RPI	S	Opponent	Score	RPI	S	Opponent	Score	RPI	S	Opponent	Score
17	H	UCF	55 78	32	A	Texas	46 65	61	H	Penn	53 75	128	N	Marist	69 76
								63	A	Tennessee	55 65	151	A	Alabama	47 59
								65	H	FGCU	40 73	162	A	Tulsa	54 55
								69	N	Wright St.	44 57	179	A	North Ala.	55 71
												179	H	North Ala.	69 59
												208	A	Liberty	68 56
												208	H	Liberty	69 52
												220	N	Hofstra	50 53
												228	A	Jacksonville	69 56
												228	H	Jacksonville	54 46
												239	H	North Dakota	74 63
												248	A	North Florida	57 71
												248	H	North Florida	62 75
												300	A	Kennesaw St.	58 45
												300	H	Kennesaw St.	76 69
												323	H	North Dakota St.	60 59
												326	A	NJIT	56 47
												326	H	NJIT	74 48
												328	A	Lipscomb	80 65
												328	H	Lipscomb	76 49
												345	H	Florida A&M	69 44
LAST 12 Division I GAMES:															
300	A	Kennesaw St.	58 45	208	A	Liberty	68 56								
248	H	North Florida	62 75	300	H	Kennesaw St.	76 69								
179	H	North Ala.	69 59	228	A	Jacksonville	69 56								
326	A	NJIT	56 47	328	H	Lipscomb	76 49								
65	H	FGCU	40 73	326	H	NJIT	74 48								
228	H	Jacksonville	54 46	179	A	North Ala.	55 71								

Non-Div I Games: Central St. (OH) 81 51 Webber Int'l 80 52

Stetson

Loss, Non-Conf, S Site, H Home A Away N Neutral

Average RPI Win:	274	WON-LOST	WINNING	LAST 10	STRENGTH OF	OPP. STRENGTH	TEAM	ADJ.	CONF.	ADJ CONF.
Average RPI Loss:	99	RECORD	PCT. RANK	GAMES	SCHEDULE	OF SCHEDULE	RPI	RPI	RPI	RPI
DIV. I ONLY	21- 7	48	1- 0	316	256	140	140	23	23	
DIV. I NON-CONF.	10- 2	37	0- 0	294	269	92	92	25	25	
TOTALS	RPI 1-25	RPI 26-50	W-L RECORDS	RPI 51-100	RPI 101-150	RPI 150+				
21- 7	0- 0	0- 1	OVERALL	0- 3	1- 2	20- 1				
11- 3	0- 0	0- 0	HOME	0- 1	0- 1	11- 1				
10- 4	0- 0	0- 1	AWAY	0- 2	1- 1	9- 0				
0- 0	0- 0	0- 0	NEUTRAL	0- 0	0- 0	0- 0				
10- 2	0- 0	0- 1	NON-CONFERENCE	0- 1	1- 0	9- 0				
6- 0	0- 0	0- 0	HOME	0- 0	0- 0	6- 0				
4- 2	0- 0	0- 1	AWAY	0- 1	1- 0	3- 0				
0- 0	0- 0	0- 0	NEUTRAL	0- 0	0- 0	0- 0				
11- 5	0- 0	0- 0	CONFERENCE	0- 2	0- 2	11- 1				
5- 3	0- 0	0- 0	HOME	0- 1	0- 1	5- 1				
6- 2	0- 0	0- 0	AWAY	0- 1	0- 1	6- 0				
0- 0	0- 0	0- 0	NEUTRAL	0- 0	0- 0	0- 0				

RPI 1-25			RPI 26-50			RPI 51-100			RPI 101+ Team's RPI: 140		
RPI	S	Opponent	Score	RPI	S	Opponent	Score	RPI	S	Opponent	Score
				26	A	Rutgers	47 61	57	A	Maine	61 71
								57	H	Maine	54 68
								85	A	Toledo	48 80
								112	A	Hartford	62 73
								112	H	Hartford	36 64
								133	A	Penn St.	81 70
								203	H	Cornell	63 61
								205	A	Sacred Heart	73 58
								220	H	Hofstra	77 49
								244	A	Albany (NY)	68 52
								244	H	Albany (NY)	49 54
								246	A	Binghamton	65 56
								246	H	Binghamton	68 53
								255	H	St. Francis Brooklyn	74 67
								275	A	Manhattan	79 48
								278	A	Vermont	67 61
								278	H	Vermont	58 48
								287	H	Ga. Southern	72 43
								307	A	UMBC	70 59
								307	H	UMBC	57 44
								311	H	Wagner	70 45
								321	A	New Hampshire	82 63
								321	H	New Hampshire	67 37
								322	A	UMass Lowell	64 47
								322	H	UMass Lowell	76 56
								325	A	Iona	53 51
								347	H	Fairleigh Dickinson	63 49
LAST 12 Division I GAMES:											
278	H	Vermont	58 48	246	H	Binghamton	68 53				
307	A	UMBC	70 59	112	A	Hartford	62 73				
57	A	Maine	61 71	307	H	UMBC	57 44				
244	A	Albany (NY)	68 52	278	A	Vermont	67 61				
321	H	New Hampshire	67 37	244	H	Albany (NY)	49 54				
322	A	UMass Lowell	64 47	57	H	Maine	54 68				

Non-Div I Games: SUNY New Paltz 87 50

Stony Brook

■ Loss,
 ■ Non-Conf,
 ■ S Site,
 ■ Home
 ■ A Away
 N Neutral

Syracuse

Through Games Of March 2, 2019

Average RPI Win:	94	WON-LOST	WINNING	LAST 10	STRENGTH OF	OPP. STRENGTH	TEAM	ADJ.	CONF.	ADJ CONF.
Average RPI Loss:	26	RECORD	PCT. RANK	GAMES	SCHEDULE	OF SCHEDULE	RPI	RPI	RPI	RPI
DIV. I ONLY	21- 7	48	1- 0	2	9	10	10	1	1	
DIV. I NON-CONF.	11- 2	32	0- 0	9	58	5	5	1	1	
TOTALS	RPI 1-25	RPI 26-50	W-L RECORDS	RPI 51-100	RPI 101-150	RPI 150+				
21- 7	4- 5	3- 1	OVERALL	4- 0	7- 1	3- 0				
11- 3	1- 3	2- 0	HOME	0- 0	5- 0	3- 0				
5- 4	1- 2	0- 1	AWAY	3- 0	1- 1	0- 0				
5- 0	2- 0	1- 0	NEUTRAL	1- 0	1- 0	0- 0				
11- 2	3- 1	2- 0	NON-CONFERENCE	1- 0	2- 1	3- 0				
6- 0	1- 0	1- 0	HOME	0- 0	1- 0	3- 0				
0- 2	0- 1	0- 0	AWAY	0- 0	0- 1	0- 0				
5- 0	2- 0	1- 0	NEUTRAL	1- 0	1- 0	0- 0				
10- 5	1- 4	1- 1	CONFERENCE	3- 0	5- 0	0- 0				
5- 3	0- 3	1- 0	HOME	0- 0	4- 0	0- 0				
5- 2	1- 1	0- 1	AWAY	3- 0	1- 0	0- 0				
0- 0	0- 0	0- 0	NEUTRAL	0- 0	0- 0	0- 0				

RPI S	Opponent	Score	RPI S	Opponent	Score	RPI S	Opponent	Score	RPI S	Opponent	Score
1	H Notre Dame	68 98	34	H North Carolina	90 77	53	A Clemson	84 75	101	H Virginia	72 68
3	A Louisville	51 76	35	N Kansas St.	70 61	55	N Princeton	92 61	102	A Minnesota	68 72
5	A Oregon	73 75	41	H Bucknell	70 56	59	A Virginia Tech	75 73	106	H Towson	98 55
8	H NC State	73 77	44	A Georgia Tech	55 65	84	A Duke	64 55	120	H Boston College	96 69
17	N UCF	57 52							122	A Pittsburgh	82 50
18	H Texas A&M	75 65							122	H Pittsburgh	90 63
19	H Miami (FL)	71 84							135	N Duquesne	87 71
23	A Florida St.	94 88							139	H Wake Forest	77 57
24	N DePaul	83 81							188	H UMES	96 51
									239	H North Dakota	85 49
									265	H Niagara	94 45
LAST 12 Division I GAMES:											
23	A Florida St.	94 88	3	A Louisville	51 76						
1	H Notre Dame	68 98	101	H Virginia	72 68						
122	H Pittsburgh	90 63	84	A Duke	64 55						
139	H Wake Forest	77 57	19	H Miami (FL)	71 84						
8	H NC State	73 77	44	A Georgia Tech	55 65						
120	H Boston College	96 69	122	A Pittsburgh	82 50						

Non-Div I Games:

Syracuse

■ Loss,
■ Non-Conf,
■ S Site,
■ H Home
■ A Away
N Neutral

Average RPI Win:	170	WON-LOST	WINNING	LAST 10	STRENGTH OF	OPP. STRENGTH	TEAM	ADJ.	CONF.	ADJ CONF.
Average RPI Loss:	39	RECORD	PCT. RANK	GAMES	SCHEDULE	OF SCHEDULE	RPI	RPI	RPI	RPI
DIV. I ONLY	20- 8	59	1- 0	83	53	42	42	3	3	
DIV. I NON-CONF.	10- 1	17	0- 0	274	268	82	82	3	3	
TOTALS	RPI 1-25	RPI 26-50	W-L RECORDS	RPI 51-100	RPI 101-150	RPI 150+				
20- 8	1- 3	1- 3	OVERALL	1- 1	7- 1	10- 0				
14- 2	1- 1	0- 1	HOME	1- 0	5- 0	7- 0				
6- 5	0- 2	1- 1	AWAY	0- 1	2- 1	3- 0				
0- 1	0- 0	0- 1	NEUTRAL	0- 0	0- 0	0- 0				
10- 1	0- 0	0- 1	NON-CONFERENCE	0- 0	2- 0	8- 0				
8- 0	0- 0	0- 0	HOME	0- 0	2- 0	6- 0				
2- 0	0- 0	0- 0	AWAY	0- 0	0- 0	2- 0				
0- 1	0- 0	0- 1	NEUTRAL	0- 0	0- 0	0- 0				
10- 7	1- 3	1- 2	CONFERENCE	1- 1	5- 1	2- 0				
6- 2	1- 1	0- 1	HOME	1- 0	3- 0	1- 0				
4- 5	0- 2	1- 1	AWAY	0- 1	2- 1	1- 0				
0- 0	0- 0	0- 0	NEUTRAL	0- 0	0- 0	0- 0				

RPI 1-25				RPI 26-50				Team's RPI: 42				RPI 51-100				RPI 101+			
RPI	S	Opponent	Score	RPI	S	Opponent	Score	RPI	S	Opponent	Score	RPI	S	Opponent	Score	RPI	S	Opponent	Score
2	A	Baylor	71 89	32	A	Texas	67 73	70	A	West Virginia	65 79	126	A	Oklahoma St.	71 75				
2	H	Baylor	55 79	33	N	BYU	58 61	70	H	West Virginia	62 48	126	H	Oklahoma St.	69 55				
11	A	Iowa St.	54 92	35	A	Kansas St.	61 47					134	A	Oklahoma	76 63				
11	H	Iowa St.	76 69	35	H	Kansas St.	72 75					134	H	Oklahoma	86 71				
												135	H	Duquesne	61 48				
												144	A	Texas Tech	70 63				
												144	H	Texas Tech	78 70				
												148	H	Montana St.	71 49				
												156	A	Kansas	76 66				
												156	H	Kansas	58 53				
												176	H	Southern U.	69 40				
												184	H	Sam Houston St.	72 59				
												204	H	SMU	65 63				
												214	A	Ole Miss	55 50				
												252	A	San Diego St.	81 64				
												285	H	Army West Point	63 38				
												331	H	Mississippi Val.	96 47				
												351	H	Alcorn	88 31				
LAST 12 Division I GAMES:																			
134	A	Oklahoma	76 63	144	A	Texas Tech	70 63												
156	A	Kansas	76 66	126	H	Oklahoma St.	69 55												
35	H	Kansas St.	72 75	35	A	Kansas St.	61 47												
70	A	West Virginia	65 79	156	H	Kansas	58 53												
11	H	Iowa St.	76 69	134	H	Oklahoma	86 71												
2	A	Baylor	71 89	32	A	Texas	67 73												

Non-Div I Games:

TCU

■ Loss,
 ■ Non-Conf, S Site,
 ■ Home
 ■ Away
 N Neutral

Average RPI Win:	224	WON-LOST	WINNING	LAST 10	STRENGTH OF	OPP. STRENGTH	TEAM	ADJ.	CONF.	ADJ CONF.
Average RPI Loss:	88	RECORD	PCT. RANK	GAMES	SCHEDULE	OF SCHEDULE	RPI	RPI	RPI	RPI
DIV. I ONLY	10- 18	253	1- 0	65	84	165	165	9	9	
DIV. I NON-CONF.	4- 9	252	0- 0	125	82	194	194	8	8	
TOTALS	RPI 1-25	RPI 26-50	W-L RECORDS	RPI 51-100	RPI 101-150	RPI 150+				
10- 18	0- 6	0- 1	OVERALL	2- 4	0- 3	8- 4				
7- 4	0- 1	0- 0	HOME	2- 0	0- 1	5- 2				
3- 13	0- 5	0- 1	AWAY	0- 3	0- 2	3- 2				
0- 1	0- 0	0- 0	NEUTRAL	0- 1	0- 0	0- 0				
4- 9	0- 3	0- 1	NON-CONFERENCE	0- 2	0- 2	4- 1				
3- 0	0- 0	0- 0	HOME	0- 0	0- 0	3- 0				
1- 8	0- 3	0- 1	AWAY	0- 1	0- 2	1- 1				
0- 1	0- 0	0- 0	NEUTRAL	0- 1	0- 0	0- 0				
6- 9	0- 3	0- 0	CONFERENCE	2- 2	0- 1	4- 3				
4- 4	0- 1	0- 0	HOME	2- 0	0- 1	2- 2				
2- 5	0- 2	0- 0	AWAY	0- 2	0- 0	2- 1				
0- 0	0- 0	0- 0	NEUTRAL	0- 0	0- 0	0- 0				

RPI	S	Opponent	Score	RPI	S	Opponent	Score	RPI	S	Opponent	Score	RPI	S	Opponent	Score	Team's RPI: 165
6	A	UConn	74 109	43	A	Villanova	68 76	61	A	Penn	62 71	127	H	South Fla.	53 63	
6	H	UConn	67 88					82	A	Cincinnati	52 72	128	A	Marist	68 74	
15	A	South Carolina	60 88					82	H	Cincinnati	78 70	135	A	Duquesne	53 54	
17	A	UCF	54 62					88	N	Radford	50 56	161	H	Tulane	57 66	
19	A	Miami (FL)	61 73					92	A	Houston	65 78	162	A	Tulsa	75 61	
24	A	DePaul	88 102					92	H	Houston	76 65	162	H	Tulsa	61 64	
												204	A	SMU	52 53	
												209	H	East Carolina	84 62	
												214	A	Ole Miss	55 62	
												236	A	Saint Joseph's	58 52	
												253	A	Wichita St.	65 40	
												253	H	Wichita St.	68 52	
												282	H	La Salle	75 47	
												325	H	Iona	59 39	
												341	H	Delaware St.	75 61	
LAST 12 Division I GAMES:																
253	H	Wichita St.	68 52	92	H	Houston	76 65	253	A	Wichita St.	65 40					
162	H	Tulsa	61 64	162	A	Tulsa	75 61	209	H	East Carolina	84 62					
17	A	UCF	54 62	61	A	Penn	62 71	6	H	UConn	67 88					
204	A	SMU	52 53													
82	H	Cincinnati	78 70													
6	A	UConn	74 109													

Non-Div I Games:

Temple

Tennessee

Through Games Of March 2, 2019

Average RPI Win:	148	WON-LOST	WINNING	LAST 10	STRENGTH OF	OPP. STRENGTH	TEAM	ADJ.	CONF.	ADJ CONF.
Average RPI Loss:	56	RECORD	PCT. RANK	GAMES	SCHEDULE	OF SCHEDULE	RPI	RPI	RPI	RPI
DIV. I ONLY	17- 11	112	1- 0	30	52	63	63	5	5	
DIV. I NON-CONF.	11- 2	32	1- 0	51	90	28	28	5	5	
TOTALS	RPI 1-25	RPI 26-50	W-L RECORDS	RPI 51-100	RPI 101-150	RPI 150+				
17- 11	0- 6	4- 1	OVERALL	3- 2	2- 0	8- 2				
10- 7	0- 4	1- 1	HOME	2- 1	0- 0	7- 1				
5- 4	0- 2	3- 0	AWAY	0- 1	1- 0	1- 1				
2- 0	0- 0	0- 0	NEUTRAL	1- 0	1- 0	0- 0				
11- 2	0- 2	1- 0	NON-CONFERENCE	2- 0	2- 0	6- 0				
7- 2	0- 2	0- 0	HOME	1- 0	0- 0	6- 0				
2- 0	0- 0	1- 0	AWAY	0- 0	1- 0	0- 0				
2- 0	0- 0	0- 0	NEUTRAL	1- 0	1- 0	0- 0				
6- 9	0- 4	3- 1	CONFERENCE	1- 2	0- 0	2- 2				
3- 5	0- 2	1- 1	HOME	1- 1	0- 0	1- 1				
3- 4	0- 2	2- 0	AWAY	0- 1	0- 0	1- 1				
0- 0	0- 0	0- 0	NEUTRAL	0- 0	0- 0	0- 0				

RPI 1-25				RPI 26-50				RPI 51-100				RPI 101+			
RPI	S	Opponent	Score	RPI	S	Opponent	Score	RPI	S	Opponent	Score	RPI	S	Opponent	Score
1	H	Notre Dame	62 77	27	A	Missouri	62 60	53	N	Clemson	78 66	103	N	UAB	73 69
4	H	Stanford	85 95	27	H	Missouri	64 66	60	H	Belmont	84 76	126	A	Oklahoma St.	76 63
9	A	Mississippi St.	63 91	32	A	Texas	88 82	64	H	LSU	74 65	151	A	Alabama	65 86
15	H	South Carolina	67 82	50	A	Auburn	78 69	96	H	Arkansas	79 80	177	A	Vanderbilt	82 65
18	A	Texas A&M	62 79	50	H	Auburn	73 62	98	A	Georgia	62 66	177	H	Vanderbilt	69 76
21	H	Kentucky	71 73									190	H	UNC Asheville	73 46
												198	H	Stetson	65 55
												225	H	Florida	67 50
												231	H	ETSU	80 61
												260	H	Murray St.	98 77
												330	H	Presbyterian	97 49
												345	H	Florida A&M	96 31
LAST 12 Division I GAMES:															
103	N	UAB	73 69	9	A	Mississippi St.	63 91								
177	H	Vanderbilt	69 76	177	A	Vanderbilt	82 65								
15	H	South Carolina	67 82	225	H	Florida	67 50								
18	A	Texas A&M	62 79	64	H	LSU	74 65								
27	A	Missouri	62 60	1	H	Notre Dame	62 77								
50	H	Auburn	73 62	96	H	Arkansas	79 80								

Non-Div I Games:

Tennessee

■ Loss,
■ Non-Conf, S Site,
■ Home
■ Away
N Neutral

Tennessee St.

Through Games Of March 2, 2019

Average RPI Win:	290	WON-LOST	WINNING	LAST 10	STRENGTH OF	OPP. STRENGTH	TEAM	ADJ.	CONF.	ADJ CONF.
Average RPI Loss:	159	RECORD	PCT. RANK	GAMES	SCHEDULE	OF SCHEDULE	RPI	RPI	RPI	RPI
DIV. I ONLY	5- 25	329	0- 1	178	199	301	301	22	22	
DIV. I NON-CONF.	0- 12	336	0- 0	193	59	333	333	22	22	
TOTALS	RPI 1-25	RPI 26-50	W-L RECORDS	RPI 51-100	RPI 101-150	RPI 150+				
5- 25	0- 2	0- 0	OVERALL	0- 4	0- 6	5- 13				
3- 7	0- 0	0- 0	HOME	0- 1	0- 3	3- 3				
2- 15	0- 2	0- 0	AWAY	0- 2	0- 2	2- 9				
0- 3	0- 0	0- 0	NEUTRAL	0- 1	0- 1	0- 1				
0- 12	0- 2	0- 0	NON-CONFERENCE	0- 2	0- 2	0- 6				
0- 1	0- 0	0- 0	HOME	0- 0	0- 1	0- 0				
0- 8	0- 2	0- 0	AWAY	0- 1	0- 0	0- 5				
0- 3	0- 0	0- 0	NEUTRAL	0- 1	0- 1	0- 1				
5- 13	0- 0	0- 0	CONFERENCE	0- 2	0- 4	5- 7				
3- 6	0- 0	0- 0	HOME	0- 1	0- 2	3- 3				
2- 7	0- 0	0- 0	AWAY	0- 1	0- 2	2- 4				
0- 0	0- 0	0- 0	NEUTRAL	0- 0	0- 0	0- 0				

RPI 1-25				RPI 26-50				RPI 51-100				RPI 101+ Team's RPI: 301			
RPI	S	Opponent	Score	RPI	S	Opponent	Score	RPI	S	Opponent	Score	RPI	S	Opponent	Score
3	A	Louisville	52 107					60	A	Belmont	46 80	108	H	South Alabama	56 78
24	A	DePaul	73 95					60	H	Belmont	65 89	122	N	Pittsburgh	56 78
								93	A	Troy	67 92	123	A	UT Martin	60 83
								96	N	Arkansas	55 79	123	H	UT Martin	61 73
												131	A	Morehead St.	55 71
												131	H	Morehead St.	62 85
												160	A	Tennessee Tech	65 76
												160	H	Tennessee Tech	59 69
												177	A	Vanderbilt	63 89
												192	N	Wisconsin	53 58
												199	A	Marshall	59 80
												212	A	Jacksonville St.	73 76
												212	H	Jacksonville St.	52 62
												222	A	Ball St.	51 90
												233	H	SIUE	55 66
												238	A	Southeast Mo. St.	57 81
												238	H	Southeast Mo. St.	62 59
												259	A	Austin Peay	47 74
												260	A	Murray St.	65 61
												290	H	Eastern Ill.	70 66
												298	A	Alabama A&M	57 67
												328	A	Lipscomb	62 64
												332	A	Eastern Ky.	57 31
												332	H	Eastern Ky.	60 38
LAST 12 Division I GAMES:															
123	A	UT Martin	60 83	332	A	Eastern Ky.	57 31								
238	A	Southeast Mo. St.	57 81	131	A	Morehead St.	55 71								
290	H	Eastern Ill.	70 66	238	H	Southeast Mo. St.	62 59								
233	H	SIUE	55 66	123	H	UT Martin	61 73								
212	A	Jacksonville St.	73 76	260	A	Murray St.	65 61								
60	H	Belmont	65 89	259	A	Austin Peay	47 74								

Non-Div I Games:

Tennessee St.

■ Loss,
■ Non-Conf,
■ S Site,
■ Home
■ A Away
N Neutral

Tennessee Tech

Through Games Of March 2, 2019

Average RPI Win:	245	WON-LOST	WINNING	LAST 10	STRENGTH OF	OPP. STRENGTH	TEAM	ADJ.	CONF.	ADJ CONF.
Average RPI Loss:	159	RECORD	PCT. RANK	GAMES	SCHEDULE	OF SCHEDULE	RPI	RPI	RPI	RPI
DIV. I ONLY	18- 9	83	1- 0	297	240	160	160	22	22	
DIV. I NON-CONF.	6- 3	91	0- 0	295	192	145	145	22	22	
TOTALS	RPI 1-25	RPI 26-50	W-L RECORDS	RPI 51-100	RPI 101-150	RPI 150+				
18- 9	0- 0	0- 0	OVERALL	2- 3	1- 2	15- 4				
9- 3	0- 0	0- 0	HOME	1- 1	0- 1	8- 1				
9- 5	0- 0	0- 0	AWAY	1- 1	1- 1	7- 3				
0- 1	0- 0	0- 0	NEUTRAL	0- 1	0- 0	0- 0				
6- 3	0- 0	0- 0	NON-CONFERENCE	1- 2	0- 0	5- 1				
3- 0	0- 0	0- 0	HOME	1- 0	0- 0	2- 0				
3- 2	0- 0	0- 0	AWAY	0- 1	0- 0	3- 1				
0- 1	0- 0	0- 0	NEUTRAL	0- 1	0- 0	0- 0				
12- 6	0- 0	0- 0	CONFERENCE	1- 1	1- 2	10- 3				
6- 3	0- 0	0- 0	HOME	0- 1	0- 1	6- 1				
6- 3	0- 0	0- 0	AWAY	1- 0	1- 1	4- 2				
0- 0	0- 0	0- 0	NEUTRAL	0- 0	0- 0	0- 0				

RPI 1-25			RPI 26-50			RPI 51-100			RPI 101+			Team's RPI: 160
RPI	S	Opponent	Score	RPI	S	Opponent	Score	RPI	S	Opponent	Score	
						60	A Belmont	77 72	123	A UT Martin	80 76	
						60	H Belmont	67 99	131	A Morehead St.	56 77	
						67	H Middle Tenn.	68 64	131	H Morehead St.	70 73	
						89	N Old Dominion	73 80	190	H UNC Asheville	60 53	
						96	A Arkansas	42 65	193	A Xavier	60 70	
									212	A Jacksonville St.	66 49	
									212	H Jacksonville St.	62 59	
									233	A SIUE	61 63	
									233	H SIUE	79 55	
									238	A Southeast Mo. St.	53 62	
									253	A Wichita St.	55 45	
									259	H Austin Peay	65 72	
									260	H Murray St.	74 65	
									290	A Eastern Ill.	68 51	
									290	H Eastern Ill.	99 88	
									294	A Charleston So.	77 55	
									301	A Tennessee St.	69 59	
									301	H Tennessee St.	76 65	
									328	A Lipscomb	67 52	
									332	A Eastern Ky.	81 68	
									332	H Eastern Ky.	77 57	
									340	H Western Caro.	77 58	
LAST 12 Division I GAMES:												
290	A	Eastern Ill.	68 51	123	A	UT Martin	80 76					
233	A	SIUE	61 63	238	A	Southeast Mo. St.	53 62					
131	H	Morehead St.	70 73	260	H	Murray St.	74 65					
332	H	Eastern Ky.	77 57	259	H	Austin Peay	65 72					
60	H	Belmont	67 99	332	A	Eastern Ky.	81 68					
212	H	Jacksonville St.	62 59	131	A	Morehead St.	56 77					

Non-Div I Games: Tenn. Wesleyan 100 58 Cumberland (TN) 88 55

Tennessee Tech

Loss, Non-Conf, S Site, H Home A Away N Neutral

Through Games Of March 17, 1919										
Average RPI Win:	149	WON-LOST	WINNING	LAST 10	STRENGTH OF	OPP. STRENGTH	TEAM	ADJ.	CONF.	ADJ CONF.
Average RPI Loss:	28	RECORD	PCT. RANK	GAMES	SCHEDULE	OF SCHEDULE	RPI	RPI	RPI	RPI
DIV. I ONLY	21- 8	56	2- 0	34	41	32	32	3	3	
DIV. I NON-CONF.	10- 2	37	2- 0	84	206	45	45	3	3	
TOTALS	RPI 1-25	RPI 26-50	W-L RECORDS	RPI 51-100	RPI 101-150	RPI 150+				
21- 8	1- 4	3- 2	OVERALL	1- 2	8- 0	8- 0				
10- 6	0- 3	1- 1	HOME	0- 2	4- 0	5- 0				
8- 2	1- 1	0- 1	AWAY	1- 0	3- 0	3- 0				
3- 0	0- 0	2- 0	NEUTRAL	0- 0	1- 0	0- 0				
10- 2	0- 1	2- 0	NON-CONFERENCE	0- 1	2- 0	6- 0				
5- 2	0- 1	0- 0	HOME	0- 1	1- 0	4- 0				
2- 0	0- 0	0- 0	AWAY	0- 0	0- 0	2- 0				
3- 0	0- 0	2- 0	NEUTRAL	0- 0	1- 0	0- 0				
11- 6	1- 3	1- 2	CONFERENCE	1- 1	6- 0	2- 0				
5- 4	0- 2	1- 1	HOME	0- 1	3- 0	1- 0				
6- 2	1- 1	0- 1	AWAY	1- 0	3- 0	1- 0				
0- 0	0- 0	0- 0	NEUTRAL	0- 0	0- 0	0- 0				

RPI	S	Opponent	Score
2	A	Baylor	35-64
2	H	Baylor	68-74
9	H	Mississippi St.	49-67
11	A	Iowa St.	64-62
11	H	Iowa St.	73-82

RPI	S	Opponent	Score
35	A	Kansas St.	69-87
35	H	Kansas St.	60-69
42	H	TCU	73-67
46	N	Michigan	69-52
47	N	Quinnipiac	56-55

RPI	S	Opponent	Score
63	H	Tennessee	82-88
70	A	West Virginia	70-58
70	H	West Virginia	58-64

RPI	S	Opponent	Score
110	N	Fordham	72-54
126	A	Oklahoma St.	61-55
126	H	Oklahoma St.	60-51
134	A	Oklahoma	76-67
134	H	Oklahoma	73-63
135	H	Duquesne	78-41
144	A	Texas Tech	78-71
144	H	Texas Tech	81-57
156	A	Kansas	91-73
156	H	Kansas	62-43
182	A	North Texas	64-54
198	H	Stetson	65-46
227	A	UTRGV	81-66
308	H	UTSA	98-54
317	H	McNeese	96-40
318	H	Northwestern St.	104-66

LAST 12 Division I GAMES:

110 N Fordham	72-54	126 A Oklahoma St.	61-55
46 N Michigan	69-52	156 A Kansas	91-73
11 H Iowa St.	73-82	2 H Baylor	68-74
2 A Baylor	35-64	134 A Oklahoma	76-67
144 H Texas Tech	81-57	70 H West Virginia	58-64
35 H Kansas St.	60-69	144 A Texas Tech	78-71

Non-Div I Games:

Texas

Loss, Non-Conf, S Site, H Home A Away N Neutral

Average RPI Win:	126	WON-LOST	WINNING	LAST 10	STRENGTH OF	OPP. STRENGTH	TEAM	ADJ.	CONF.	ADJ CONF.
Average RPI Loss:	29	RECORD	PCT. RANK	GAMES	SCHEDULE	OF SCHEDULE	RPI	RPI	RPI	RPI
DIV. I ONLY	22- 6	34	1- 0	24	39	18	18	5	5	
DIV. I NON-CONF.	11- 2	32	0- 0	30	75	17	17	5	5	
TOTALS	RPI 1-25	RPI 26-50	W-L RECORDS	RPI 51-100	RPI 101-150	RPI 150+				
22- 6	3- 3	3- 2	OVERALL	5- 1	1- 0	10- 0				
12- 3	1- 2	2- 1	HOME	2- 0	0- 0	7- 0				
8- 3	1- 1	1- 1	AWAY	3- 1	0- 0	3- 0				
2- 0	1- 0	0- 0	NEUTRAL	0- 0	1- 0	0- 0				
11- 2	1- 1	2- 1	NON-CONFERENCE	2- 0	1- 0	5- 0				
7- 1	0- 0	2- 1	HOME	0- 0	0- 0	5- 0				
2- 1	0- 1	0- 0	AWAY	2- 0	0- 0	0- 0				
2- 0	1- 0	0- 0	NEUTRAL	0- 0	1- 0	0- 0				
11- 4	2- 2	1- 1	CONFERENCE	3- 1	0- 0	5- 0				
5- 2	1- 2	0- 0	HOME	2- 0	0- 0	2- 0				
6- 2	1- 0	1- 1	AWAY	1- 1	0- 0	3- 0				
0- 0	0- 0	0- 0	NEUTRAL	0- 0	0- 0	0- 0				

RPI 1-25				Team's RPI: 18				RPI 26-50				RPI 51-100				RPI 101+			
RPI	S	Opponent	Score		RPI	S	Opponent	Score		RPI	S	Opponent	Score		RPI	S	Opponent	Score	
9	H	Mississippi St.	64	92	27	A	Missouri	65	70	63	H	Tennessee	79	62	149	N	UC Riverside	70	63
10	A	Syracuse	65	75	29	H	Rice	65	54	64	A	LSU	52	63	151	H	Alabama	70	43
15	H	South Carolina	57	60	45	H	Southern California	71	51	64	H	LSU	59	55	177	A	Vanderbilt	50	43
20	N	Oregon St.	76	70	49	H	Lamar University	68	74	71	A	Little Rock	61	40	177	H	Vanderbilt	69	53
21	A	Kentucky	62	55	50	A	Auburn	69	67	92	A	Houston	68	52	183	H	Arkansas St.	97	56
21	H	Kentucky	73	71						98	A	Georgia	76	66	191	H	Prairie View	70	57
															214	A	Ole Miss	72	60
															225	A	Florida	80	62
															227	H	UTRGV	84	61
															228	H	Jacksonville	73	53
															276	H	Central Ark.	84	27
LAST 12 Division I GAMES:																			
21	A	Kentucky	62	55	214	A	Ole Miss	72	60										
225	A	Florida	80	62	177	H	Vanderbilt	69	53										
63	H	Tennessee	79	62	21	H	Kentucky	73	71										
9	H	Mississippi St.	64	92	50	A	Auburn	69	67										
64	H	LSU	59	55	98	A	Georgia	76	66										
27	A	Missouri	65	70	151	H	Alabama	70	43										

Non-Div I Games:

Texas A&M

■ Loss,
 ■ Non-Conf, S Site,
 ■ Home
 ■ Away
 N Neutral

Texas Southern

Through Games Of March 2, 2019

Average RPI Win:	286	WON-LOST	WINNING	LAST 10	STRENGTH OF	OPP. STRENGTH	TEAM	ADJ.	CONF.	ADJ CONF.
Average RPI Loss:	173	RECORD	PCT. RANK	GAMES	SCHEDULE	OF SCHEDULE	RPI	RPI	RPI	RPI
DIV. I ONLY	11- 13	199	1- 0	286	333	223	223	29	29	
DIV. I NON-CONF.	2- 7	288	0- 0	49	300	171	171	28	28	
TOTALS	RPI 1-25	RPI 26-50	W-L RECORDS	RPI 51-100	RPI 101-150	RPI 150+				
11- 13	0- 0	0- 2	OVERALL	0- 1	0- 1	11- 9				
5- 2	0- 0	0- 0	HOME	0- 0	0- 0	5- 2				
6- 9	0- 0	0- 2	AWAY	0- 1	0- 1	6- 5				
0- 2	0- 0	0- 0	NEUTRAL	0- 0	0- 0	0- 2				
2- 7	0- 0	0- 2	NON-CONFERENCE	0- 1	0- 1	2- 3				
0- 0	0- 0	0- 0	HOME	0- 0	0- 0	0- 0				
2- 5	0- 0	0- 2	AWAY	0- 1	0- 1	2- 1				
0- 2	0- 0	0- 0	NEUTRAL	0- 0	0- 0	0- 2				
9- 6	0- 0	0- 0	CONFERENCE	0- 0	0- 0	9- 6				
5- 2	0- 0	0- 0	HOME	0- 0	0- 0	5- 2				
4- 4	0- 0	0- 0	AWAY	0- 0	0- 0	4- 4				
0- 0	0- 0	0- 0	NEUTRAL	0- 0	0- 0	0- 0				

RPI 1-25			RPI 26-50			RPI 51-100			RPI 101+ Team's RPI: 223		
RPI	S	Opponent	Score	RPI	S	Opponent	Score	RPI	S	Opponent	Score
29	A	Rice	71 76	29	A	SFA	55 74	144	A	Texas Tech	55 75
40	A	Michigan St.	45 91					155	N	Abilene Christian	39 81
								161	A	Tulane	56 62
								170	N	Nicholls St.	57 58
								176	A	Southern U.	61 63
								191	A	Prairie View	52 44
								191	H	Prairie View	73 67
								200	A	Grambling	55 72
								200	H	Grambling	67 75
								227	A	UTRGV	69 55
								270	A	Alabama St.	51 44
								270	H	Alabama St.	51 58
								271	A	Jackson St.	64 73
								271	H	Jackson St.	76 67
								298	H	Alabama A&M	53 45
								331	A	Mississippi Val.	68 50
								331	H	Mississippi Val.	73 45
								346	A	Ark.-Pine Bluff	59 58
								346	H	Ark.-Pine Bluff	62 49
								349	A	Savannah St.	65 41
								351	A	Alcorn	52 53
LAST 12 Division I GAMES:											
270	A	Alabama St.	51 44	298	H	Alabama A&M	53 45				
331	H	Mississippi Val.	73 45	270	H	Alabama St.	51 58				
346	H	Ark.-Pine Bluff	62 49	331	A	Mississippi Val.	68 50				
271	A	Jackson St.	64 73	346	A	Ark.-Pine Bluff	59 58				
200	A	Grambling	55 72	271	H	Jackson St.	76 67				
191	H	Prairie View	73 67	200	H	Grambling	67 75				

Non-Div I Games: Huston-Tillotson 72 36 Paul Quinn 83 54

Texas Southern

Loss, Non-Conf, S Site, H Home A Away N Neutral

Average RPI Win:	203	WON-LOST	WINNING	LAST 10	STRENGTH OF	OPP. STRENGTH	TEAM	ADJ.	CONF.	ADJ CONF.
Average RPI Loss:	125	RECORD	PCT. RANK	GAMES	SCHEDULE	OF SCHEDULE	RPI	RPI	RPI	RPI
DIV. I ONLY	12- 15	206	0- 1	118	136	163	163	12	12	
DIV. I NON-CONF.	3- 7	256	0- 1	105	157	190	190	14	14	
TOTALS	RPI 1-25	RPI 26-50	W-L RECORDS	RPI 51-100	RPI 101-150	RPI 150+				
12- 15	0- 0	0- 1	OVERALL	1- 5	2- 5	9- 4				
5- 6	0- 0	0- 0	HOME	1- 1	1- 3	3- 2				
7- 8	0- 0	0- 1	AWAY	0- 3	1- 2	6- 2				
0- 1	0- 0	0- 0	NEUTRAL	0- 1	0- 0	0- 0				
3- 7	0- 0	0- 1	NON-CONFERENCE	0- 2	0- 2	3- 2				
1- 2	0- 0	0- 0	HOME	0- 0	0- 1	1- 1				
2- 4	0- 0	0- 1	AWAY	0- 1	0- 1	2- 1				
0- 1	0- 0	0- 0	NEUTRAL	0- 1	0- 0	0- 0				
9- 8	0- 0	0- 0	CONFERENCE	1- 3	2- 3	6- 2				
4- 4	0- 0	0- 0	HOME	1- 1	1- 2	2- 1				
5- 4	0- 0	0- 0	AWAY	0- 2	1- 1	4- 1				
0- 0	0- 0	0- 0	NEUTRAL	0- 0	0- 0	0- 0				

RPI 1-25				RPI 26-50				RPI 51-100				RPI 101+ Team's RPI: 163			
RPI	S	Opponent	Score	RPI	S	Opponent	Score	RPI	S	Opponent	Score	RPI	S	Opponent	Score
				27	A	Missouri	50 69	52	N	Saint Mary's (CA)	62 89	108	H	South Alabama	77 45
								54	A	New Mexico	51 82	126	A	Oklahoma St.	55 66
								71	A	Little Rock	47 62	132	A	Georgia St.	69 60
								71	H	Little Rock	50 48	132	H	Georgia St.	34 57
								76	A	UT Arlington	53 68	148	H	Montana St.	59 67
								93	H	Troy	63 82	150	A	Appalachian St.	56 77
												150	H	Appalachian St.	49 62
												161	A	Tulane	61 67
												168	H	Oral Roberts	64 81
												170	H	Nicholls St.	72 67
												174	A	Coastal Caro.	70 77
												174	H	Coastal Caro.	73 58
												183	A	Arkansas St.	85 62
												183	H	Arkansas St.	68 54
												256	A	A&M-Corpus Christi	60 53
												262	A	Louisiana	71 65
												287	A	Ga. Southern	64 52
												287	H	Ga. Southern	55 65
												305	A	La.-Monroe	62 51
												308	A	UTSA	68 60
LAST 12 Division I GAMES:															
				161	A	Tulane	61 67	305	A	La.-Monroe	62 51				
				148	H	Montana St.	59 67	71	H	Little Rock	50 48				
				170	H	Nicholls St.	72 67	183	H	Arkansas St.	68 54				
				108	H	South Alabama	77 45	174	A	Coastal Caro.	70 77				
				93	H	Troy	63 82	150	A	Appalachian St.	56 77				
				262	A	Louisiana	71 65	76	A	UT Arlington	53 68				

Non-Div I Games: UNKNOWN 92 39 Tex. A&M Int'l 89 25

Texas St.

■ Loss,
 ■ Non-Conf,
 ■ S Site,
 ■ Home
 ■ A Away
 N Neutral

Average RPI Win:	202	WON-LOST	WINNING	LAST 10	STRENGTH OF	OPP. STRENGTH	TEAM	ADJ.	CONF.	ADJ CONF.
Average RPI Loss:	59	RECORD	PCT. RANK	GAMES	SCHEDULE	OF SCHEDULE	RPI	RPI	RPI	RPI
DIV. I ONLY	12- 16	211	0- 1	47	69	144	144	3	3	
DIV. I NON-CONF.	9- 2	43	0- 0	235	311	108	108	3	3	
TOTALS	RPI 1-25	RPI 26-50	W-L RECORDS	RPI 51-100	RPI 101-150	RPI 150+				
12- 16	0- 4	0- 6	OVERALL	1- 3	1- 2	10- 1				
10- 7	0- 2	0- 3	HOME	1- 2	1- 0	8- 0				
2- 9	0- 2	0- 3	AWAY	0- 1	0- 2	2- 1				
0- 0	0- 0	0- 0	NEUTRAL	0- 0	0- 0	0- 0				
9- 2	0- 0	0- 0	NON-CONFERENCE	1- 1	0- 0	8- 1				
8- 1	0- 0	0- 0	HOME	1- 1	0- 0	7- 0				
1- 1	0- 0	0- 0	AWAY	0- 0	0- 0	1- 1				
0- 0	0- 0	0- 0	NEUTRAL	0- 0	0- 0	0- 0				
3- 14	0- 4	0- 6	CONFERENCE	0- 2	1- 2	2- 0				
2- 6	0- 2	0- 3	HOME	0- 1	1- 0	1- 0				
1- 8	0- 2	0- 3	AWAY	0- 1	0- 2	1- 0				
0- 0	0- 0	0- 0	NEUTRAL	0- 0	0- 0	0- 0				

RPI 1-25				RPI 26-50				RPI 51-100				RPI 101+ Team's RPI: 144			
RPI	S	Opponent	Score	RPI	S	Opponent	Score	RPI	S	Opponent	Score	RPI	S	Opponent	Score
2	A	Baylor	37 96	32	A	Texas	57 81	70	A	West Virginia	65 68	126	A	Oklahoma St.	57 65
2	H	Baylor	56 73	32	H	Texas	71 78	70	H	West Virginia	72 75	126	H	Oklahoma St.	90 78
11	A	Iowa St.	66 105	35	A	Kansas St.	67 75	73	H	Idaho	77 88	134	A	Oklahoma	61 66
11	H	Iowa St.	62 64	35	H	Kansas St.	62 66	78	H	SFA	77 69	155	H	Abilene Christian	105 54
				42	A	TCU	70 78					156	A	Kansas	75 71
				42	H	TCU	63 70					156	H	Kansas	69 66
												176	H	Southern U.	76 58
												212	H	Jacksonville St.	71 58
												223	H	Texas Southern	75 55
												225	A	Florida	67 72
												241	A	Nevada	86 67
												256	H	A&M-Corpus Christi	78 61
												305	H	La.-Monroe	86 42
												342	H	Houston Baptist	82 76
LAST 12 Division I GAMES:															
35	A	Kansas St.	67 75	42	H	TCU	63 70								
11	H	Iowa St.	62 64	2	A	Baylor	37 96								
32	A	Texas	57 81	11	A	Iowa St.	66 105								
156	A	Kansas	75 71	32	H	Texas	71 78								
70	H	West Virginia	72 75	70	A	West Virginia	65 68								
126	H	Oklahoma St.	90 78	35	H	Kansas St.	62 66								

Non-Div I Games:

Texas Tech

■ Loss,
■ Non-Conf, S Site,
■ Home
■ Away
N Neutral

Toledo

Through Games Of March 2, 2019

Average RPI Win:	201	WON-LOST	WINNING	LAST 10	STRENGTH OF	OPP. STRENGTH	TEAM	ADJ.	CONF.	ADJ CONF.
Average RPI Loss:	71	RECORD	PCT. RANK	GAMES	SCHEDULE	OF SCHEDULE	RPI	RPI	RPI	RPI
DIV. I ONLY	18- 9	83	1- 0	117	103	85	85	8	8	
DIV. I NON-CONF.	8- 3	72	0- 0	165	182	72	72	9	9	
TOTALS	RPI 1-25	RPI 26-50	W-L RECORDS	RPI 51-100	RPI 101-150	RPI 150+				
18- 9	1- 1	1- 3	OVERALL	1- 2	3- 3	12- 0				
11- 3	1- 1	1- 1	HOME	0- 1	3- 0	6- 0				
7- 6	0- 0	0- 2	AWAY	1- 1	0- 3	6- 0				
0- 0	0- 0	0- 0	NEUTRAL	0- 0	0- 0	0- 0				
8- 3	0- 1	0- 0	NON-CONFERENCE	1- 1	2- 1	5- 0				
4- 1	0- 1	0- 0	HOME	0- 0	2- 0	2- 0				
4- 2	0- 0	0- 0	AWAY	1- 1	0- 1	3- 0				
0- 0	0- 0	0- 0	NEUTRAL	0- 0	0- 0	0- 0				
10- 6	1- 0	1- 3	CONFERENCE	0- 1	1- 2	7- 0				
7- 2	1- 0	1- 1	HOME	0- 1	1- 0	4- 0				
3- 4	0- 0	0- 2	AWAY	0- 0	0- 2	3- 0				
0- 0	0- 0	0- 0	NEUTRAL	0- 0	0- 0	0- 0				

RPI 1-25				RPI 26-50				RPI 51-100 Team's RPI: 85				RPI 101+			
RPI	S	Opponent	Score	RPI	S	Opponent	Score	RPI	S	Opponent	Score	RPI	S	Opponent	Score
1	H	Notre Dame	56 72	31	A	Buffalo	63 73	57	A	Maine	59 73	110	A	Northern Ill.	52 54
25	H	Central Mich.	62 59	38	H	Ohio	76 50	60	A	Belmont	78 69	110	H	Northern Ill.	64 53
				48	A	Miami (OH)	64 65	90	H	Kent St.	47 58	116	A	Dayton	49 70
				48	H	Miami (OH)	56 65					135	H	Duquesne	65 52
												140	H	Stony Brook	80 48
												141	A	Akron	64 70
												211	H	Eastern Mich.	63 43
												217	A	Bowling Green	79 65
												217	H	Bowling Green	76 56
												218	A	Memphis	58 48
												222	A	Ball St.	63 62
												222	H	Ball St.	65 58
												272	A	Western Mich.	80 57
												272	H	Western Mich.	73 63
												284	A	Cleveland St.	65 60
												310	A	Valparaiso	65 59
												325	H	Iona	84 38
												333	H	Detroit Mercy	77 60
LAST 12 Division I GAMES:															
110	H	Northern Ill.	64 53	211	H	Eastern Mich.	63 43								
272	H	Western Mich.	73 63	31	A	Buffalo	63 73								
222	A	Ball St.	63 62	217	H	Bowling Green	76 56								
48	H	Miami (OH)	56 65	141	A	Akron	64 70								
110	A	Northern Ill.	52 54	25	H	Central Mich.	62 59								
38	H	Ohio	76 50	217	A	Bowling Green	79 65								

Non-Div I Games:

Toledo

■ Loss,
 ■ Non-Conf, S Site,
 ■ Home
 ■ Away
 N Neutral

Average RPI Win:	212	WON-LOST	WINNING	LAST 10	STRENGTH OF	OPP. STRENGTH	TEAM	ADJ.	CONF.	ADJ CONF.
Average RPI Loss:	120	RECORD	PCT. RANK	GAMES	SCHEDULE	OF SCHEDULE	RPI	RPI	RPI	RPI
DIV. I ONLY	17- 9	92	1- 0	240	105	106	106	10	10	
DIV. I NON-CONF.	6- 5	143	0- 0	291	134	162	162	10	10	
TOTALS	RPI 1-25	RPI 26-50	W-L RECORDS	RPI 51-100	RPI 101-150	RPI 150+				
17- 9	0- 1	0- 1	OVERALL	1- 1	3- 3	13- 3				
8- 1	0- 0	0- 0	HOME	0- 0	2- 0	6- 1				
9- 8	0- 1	0- 1	AWAY	1- 1	1- 3	7- 2				
0- 0	0- 0	0- 0	NEUTRAL	0- 0	0- 0	0- 0				
6- 5	0- 1	0- 0	NON-CONFERENCE	0- 1	0- 1	6- 2				
3- 0	0- 0	0- 0	HOME	0- 0	0- 0	3- 0				
3- 5	0- 1	0- 0	AWAY	0- 1	0- 1	3- 2				
0- 0	0- 0	0- 0	NEUTRAL	0- 0	0- 0	0- 0				
11- 4	0- 0	0- 1	CONFERENCE	1- 0	3- 2	7- 1				
5- 1	0- 0	0- 0	HOME	0- 0	2- 0	3- 1				
6- 3	0- 0	0- 1	AWAY	1- 0	1- 2	4- 0				
0- 0	0- 0	0- 0	NEUTRAL	0- 0	0- 0	0- 0				

RPI 1-25				RPI 26-50				RPI 51-100				RPI 101+ Team's RPI: 106			
RPI	S	Opponent	Score	RPI	S	Opponent	Score	RPI	S	Opponent	Score	RPI	S	Opponent	Score
10	A	Syracuse	55 98	36	A	James Madison	59 71	70	A	West Virginia	43 90	107	A	Northeastern	68 77
								74	A	Drexel	55 54	107	H	Northeastern	88 83
												124	A	UNCW	73 77
												124	H	UNCW	82 61
												139	A	Wake Forest	53 60
												146	A	Delaware	56 48
												154	A	William & Mary	82 75
												154	H	William & Mary	69 80
												199	A	Marshall	76 69
												202	A	George Washington	63 76
												216	H	Massachusetts	78 53
												220	A	Hofstra	68 56
												220	H	Hofstra	92 68
												221	A	Elon	59 50
												221	H	Elon	59 58
												236	A	Saint Joseph's	73 52
												239	A	Mt. St. Mary's	78 87
												282	H	La Salle	92 68
												289	H	Loyola Maryland	62 57
												296	A	Col. of Charleston	77 61
												296	H	Col. of Charleston	87 61
												307	A	UMBC	71 62
LAST 12 Division I GAMES:															
221	A	Elon	59 50	36	A	James Madison	59 71	154	H	William & Mary	69 80				
154	A	William & Mary	82 75	221	H	Elon	59 58	124	A	UNCW	73 77				
296	H	Col. of Charleston	87 61	296	A	Col. of Charleston	77 61	220	H	Hofstra	92 68				
124	H	UNCW	82 61												
107	A	Northeastern	68 77												
220	A	Hofstra	68 56												

Non-Div I Games:

Towson

Average RPI Win:	221	WON-LOST	WINNING	LAST 10	STRENGTH OF	OPP. STRENGTH	TEAM	ADJ.	CONF.	ADJ CONF.
Average RPI Loss:	87	RECORD	PCT. RANK	GAMES	SCHEDULE	OF SCHEDULE	RPI	RPI	RPI	RPI
DIV. I ONLY	19- 7	54	0- 1	215	139	93	93	12	12	
DIV. I NON-CONF.	8- 2	52	0- 0	300	198	118	118	14	14	
TOTALS	RPI 1-25	RPI 26-50	W-L RECORDS	RPI 51-100	RPI 101-150	RPI 150+				
19- 7	0- 1	0- 0	OVERALL	1- 3	2- 3	16- 0				
9- 2	0- 0	0- 0	HOME	1- 1	1- 1	7- 0				
8- 5	0- 1	0- 0	AWAY	0- 2	1- 2	7- 0				
2- 0	0- 0	0- 0	NEUTRAL	0- 0	0- 0	2- 0				
8- 2	0- 1	0- 0	NON-CONFERENCE	0- 1	0- 0	8- 0				
3- 1	0- 0	0- 0	HOME	0- 1	0- 0	3- 0				
3- 1	0- 1	0- 0	AWAY	0- 0	0- 0	3- 0				
2- 0	0- 0	0- 0	NEUTRAL	0- 0	0- 0	2- 0				
11- 5	0- 0	0- 0	CONFERENCE	1- 2	2- 3	8- 0				
6- 1	0- 0	0- 0	HOME	1- 0	1- 1	4- 0				
5- 4	0- 0	0- 0	AWAY	0- 2	1- 2	4- 0				
0- 0	0- 0	0- 0	NEUTRAL	0- 0	0- 0	0- 0				

RPI 1-25			RPI 26-50			RPI 51-100			Team's RPI: 93	RPI 101+		
RPI	S	Opponent	Score	RPI	S	Opponent	Score	RPI	S	Opponent	Score	RPI
23	A	Florida St.	67 103					67	H	Middle Tenn.	64 67	108
								72	A	Little Rock	72 76	108
								71	H	Little Rock	71 66	132
								65	A	UT Arlington	65 88	132
										132	H	Georgia St.
										150	A	Appalachian St.
										163	A	Texas St.
										174	A	Coastal Caro.
										183	A	Arkansas St.
										183	H	Arkansas St.
										184	N	Sam Houston St.
										212	A	Jacksonville St.
										214	A	Ole Miss
										231	A	ETSU
										262	H	Louisiana
										270	H	Alabama St.
										283	H	Samford
										287	A	Ga. Southern
										287	H	Ga. Southern
										301	H	Tennessee St.
										305	H	La.-Monroe
										331	N	Mississippi Val.
LAST 12 Division I GAMES:												
76	A	UT Arlington	65 88	71	A	Little Rock	72 76					
163	A	Texas St.	82 63	108	A	South Alabama	77 80					
108	H	South Alabama	66 58	262	H	Louisiana	90 64					
287	H	Ga. Southern	100 78	305	H	La.-Monroe	78 56					
132	H	Georgia St.	70 85	132	A	Georgia St.	80 84					
183	A	Arkansas St.	100 89	287	A	Ga. Southern	97 81					

Non-Div I Games: Talladega 91 70

Troy

Average RPI Win:	195	WON-LOST	WINNING	LAST 10	STRENGTH OF	OPP. STRENGTH	TEAM	ADJ.	CONF.	ADJ CONF.
Average RPI Loss:	99	RECORD	PCT. RANK	GAMES	SCHEDULE	OF SCHEDULE	RPI	RPI	RPI	RPI
DIV. I ONLY	12- 16	211	0- 1	78	94	162	162	9	9	
DIV. I NON-CONF.	6- 7	172	0- 1	52	104	119	119	8	8	
TOTALS	RPI 1-25	RPI 26-50	W-L RECORDS	RPI 51-100	RPI 101-150	RPI 150+				
12- 16	0- 3	0- 0	OVERALL	0- 8	0- 1	12- 4				
8- 6	0- 1	0- 0	HOME	0- 3	0- 0	8- 2				
3- 10	0- 2	0- 0	AWAY	0- 5	0- 1	3- 2				
1- 0	0- 0	0- 0	NEUTRAL	0- 0	0- 0	1- 0				
6- 7	0- 1	0- 0	NON-CONFERENCE	0- 5	0- 0	6- 1				
4- 2	0- 0	0- 0	HOME	0- 2	0- 0	4- 0				
1- 5	0- 1	0- 0	AWAY	0- 3	0- 0	1- 1				
1- 0	0- 0	0- 0	NEUTRAL	0- 0	0- 0	1- 0				
6- 9	0- 2	0- 0	CONFERENCE	0- 3	0- 1	6- 3				
4- 4	0- 1	0- 0	HOME	0- 1	0- 0	4- 2				
2- 5	0- 1	0- 0	AWAY	0- 2	0- 1	2- 1				
0- 0	0- 0	0- 0	NEUTRAL	0- 0	0- 0	0- 0				

RPI	S	Opponent	Score	RPI	S	Opponent	Score	RPI	S	Opponent	Score	RPI	S	Opponent	Score	Team's RPI: 162
6	H	UConn	49 68					60	A	Belmont	53 78	127	A	South Fla.	48 59	
16	A	Arizona St.	52 70					71	H	Little Rock	53 63	151	N	Alabama	80 73	
17	A	UCF	44 60					77	A	American	52 68	155	H	Abilene Christian	75 63	
								78	A	SFA	34 76	161	H	Tulane	72 67	
								82	A	Cincinnati	47 74	165	A	Temple	64 61	
								82	H	Cincinnati	50 70	165	H	Temple	61 75	
								92	A	Houston	44 76	168	A	Oral Roberts	76 68	
								96	H	Arkansas	59 61	178	H	Saint Louis	86 75	
												183	A	Arkansas St.	60 73	
												198	H	Stetson	55 54	
												204	H	SMU	49 35	
												209	A	East Carolina	75 55	
												209	H	East Carolina	60 64	
												218	A	Memphis	56 59	
												218	H	Memphis	46 39	
												253	H	Wichita St.	63 49	
												274	H	UTEP	66 45	
LAST 12 Division I GAMES:																
16	A	Arizona St.	52 70	161	H	Tulane	72 67									
209	H	East Carolina	60 64	204	H	SMU	49 35									
165	A	Temple	64 61	218	A	Memphis	56 59									
6	H	UConn	49 68	165	H	Temple	61 75									
82	A	Cincinnati	47 74	92	A	Houston	44 76									
127	A	South Fla.	48 59	82	H	Cincinnati	50 70									

Non-Div I Games:

Tulsa

■ Loss,
■ Non-Conf,
■ S Site,
■ Home
■ Away
N Neutral

Average RPI Win:	230	WON-LOST	WINNING	LAST 10	STRENGTH OF	OPP. STRENGTH	TEAM	ADJ.	CONF.	ADJ CONF.
Average RPI Loss:	89	RECORD	PCT. RANK	GAMES	SCHEDULE	OF SCHEDULE	RPI	RPI	RPI	RPI
DIV. I ONLY	22- 5	20	0- 1	292	170	103	103	14	14	
DIV. I NON-CONF.	11- 1	13	0- 1	329	276	115	115	17	17	
TOTALS	RPI 1-25	RPI 26-50	W-L RECORDS	RPI 51-100	RPI 101-150	RPI 150+				
22- 5	0- 0	0- 1	OVERALL	3- 2	3- 1	16- 1				
11- 2	0- 0	0- 1	HOME	1- 0	2- 0	8- 1				
9- 2	0- 0	0- 0	AWAY	2- 1	0- 1	7- 0				
2- 1	0- 0	0- 0	NEUTRAL	0- 1	1- 0	1- 0				
11- 1	0- 0	0- 0	NON-CONFERENCE	1- 1	2- 0	8- 0				
5- 0	0- 0	0- 0	HOME	0- 0	1- 0	4- 0				
4- 0	0- 0	0- 0	AWAY	1- 0	0- 0	3- 0				
2- 1	0- 0	0- 0	NEUTRAL	0- 1	1- 0	1- 0				
11- 4	0- 0	0- 1	CONFERENCE	2- 1	1- 1	8- 1				
6- 2	0- 0	0- 1	HOME	1- 0	1- 0	4- 1				
5- 2	0- 0	0- 0	AWAY	1- 1	0- 1	4- 0				
0- 0	0- 0	0- 0	NEUTRAL	0- 0	0- 0	0- 0				

RPI	S	Opponent	Score	RPI	S	Opponent	Score	RPI	S	Opponent	Score	RPI	S	Opponent	Score	Team's RPI: 103
29	H	Rice	43 55	63	N	Tennessee	69 73	115	H	Western Ky.	70 63	117	A	Charlotte	56 60	
				65	A	FGCU	62 60	134	N	Oklahoma	89 84	150	H	Appalachian St.	80 61	
				67	A	Middle Tenn.	44 60	167	H	Louisiana Tech	68 73	182	H	North Texas	70 60	
				67	H	Middle Tenn.	77 72	187	H	Southern Miss.	71 60	199	H	Marshall	77 59	
				89	A	Old Dominion	69 61	218	H	Memphis	85 54	270	A	Alabama St.	62 47	
								274	A	UTEP	74 48	274	H	UTEP	68 45	
								283	A	Samford	66 41	298	H	Alabama A&M	82 47	
								304	A	Fla. Atlantic	89 64	308	A	UTSA	59 42	
								315	N	Coppin St.	86 61	316	A	FIU	83 59	
								317	H	McNeese	91 48	350	A	Chicago St.	90 45	
								351	H	Alcorn	80 53					
LAST 12 Division I GAMES:																
63	N	Tennessee	69 73	89	A	Old Dominion	69 61	67	A	Middle Tenn.	44 60	29	H	Rice	43 55	
274	H	UTEP	68 45	67	A	Middle Tenn.	44 60	29	H	Rice	43 55	182	H	North Texas	70 60	
67	H	Middle Tenn.	77 72	29	H	Rice	43 55	308	A	UTSA	59 42	274	A	UTEP	74 48	
115	H	Western Ky.	70 63	182	H	North Texas	70 60									
199	H	Marshall	77 59													
117	A	Charlotte	56 60													

Non-Div I Games: Ala.-Huntsville 83 58

UAB

Loss, Non-Conf, S Site, H Home A Away N Neutral

Average RPI Win:	222	WON-LOST	WINNING	LAST 10	STRENGTH OF	OPP. STRENGTH	TEAM	ADJ.	CONF.	ADJ CONF.
Average RPI Loss:	125	RECORD	PCT. RANK	GAMES	SCHEDULE	OF SCHEDULE	RPI	RPI	RPI	RPI
DIV. I ONLY	20- 6	38	0- 1	229	164	79	79	21	21	
DIV. I NON-CONF.	7- 5	132	0- 1	258	52	140	140	20	20	
TOTALS	RPI 1-25	RPI 26-50	W-L RECORDS	RPI 51-100	RPI 101-150	RPI 150+				
20- 6	0- 1	0- 0	OVERALL	1- 2	5- 1	14- 2				
9- 1	0- 0	0- 0	HOME	1- 1	2- 0	6- 0				
10- 5	0- 1	0- 0	AWAY	0- 1	3- 1	7- 2				
1- 0	0- 0	0- 0	NEUTRAL	0- 0	0- 0	1- 0				
7- 5	0- 1	0- 0	NON-CONFERENCE	1- 2	1- 1	5- 1				
3- 1	0- 0	0- 0	HOME	1- 1	0- 0	2- 0				
3- 4	0- 1	0- 0	AWAY	0- 1	1- 1	2- 1				
1- 0	0- 0	0- 0	NEUTRAL	0- 0	0- 0	1- 0				
13- 1	0- 0	0- 0	CONFERENCE	0- 0	4- 0	9- 1				
6- 0	0- 0	0- 0	HOME	0- 0	2- 0	4- 0				
7- 1	0- 0	0- 0	AWAY	0- 0	2- 0	5- 1				
0- 0	0- 0	0- 0	NEUTRAL	0- 0	0- 0	0- 0				

RPI 1-25				RPI 26-50				RPI 51-100				Team's RPI: 79		RPI 101+			
RPI	S	Opponent	Score	RPI	S	Opponent	Score	RPI	S	Opponent	Score			RPI	S	Opponent	Score
4	A	Stanford	43 71					52	H	Saint Mary's (CA)	76 74			130	A	Portland St.	50 65
								97	H	Pacific	80 83			143	A	Washington St.	75 62
								100	A	Loyola Marymount	53 60			145	A	CSUN	60 49
														145	H	CSUN	70 54
														149	A	UC Riverside	67 59
														149	H	UC Riverside	72 59
														181	A	Montana	56 62
														185	A	UC Irvine	63 44
														185	H	UC Irvine	80 57
														235	A	Hawaii	60 65
														235	H	Hawaii	72 46
														241	N	Nevada	84 68
														250	A	San Francisco	70 68
														254	A	Sacramento St.	109 60
														261	A	Cal St. Fullerton	75 39
														261	H	Cal St. Fullerton	75 51
														273	A	Long Beach St.	66 49
														273	H	Long Beach St.	70 50
														279	H	Southern Utah	68 45
														297	A	UC Santa Barbara	70 44
														324	A	Cal Poly	85 61
														344	H	Seattle U	76 59
LAST 12 Division I GAMES:																	
				181	A	Montana	56 62					297	A	UC Santa Barbara	70 44		
				185	A	UC Irvine	63 44					145	H	CSUN	70 54		
				273	A	Long Beach St.	66 49					273	H	Long Beach St.	70 50		
				235	H	Hawaii	72 46					261	A	Cal St. Fullerton	75 39		
				149	H	UC Riverside	72 59					145	A	CSUN	60 49		
				324	A	Cal Poly	85 61					185	H	UC Irvine	80 57		

Non-Div I Games: Dominican (CA) 92 42

UC Davis

Loss, Non-Conf, S Site, H Home A Away N Neutral

Average RPI Win:	257	WON-LOST	WINNING	LAST 10	STRENGTH OF	OPP. STRENGTH	TEAM	ADJ.	CONF.	ADJ CONF.
Average RPI Loss:	167	RECORD	PCT. RANK	GAMES	SCHEDULE	OF SCHEDULE	RPI	RPI	RPI	RPI
DIV. I ONLY	16- 9	102	0- 1	321	247	185	185	21	21	
DIV. I NON-CONF.	9- 2	43	0- 0	314	246	137	137	20	20	
TOTALS	RPI 1-25	RPI 26-50	W-L RECORDS	RPI 51-100	RPI 101-150	RPI 150+				
16- 9	0- 1	0- 0	OVERALL	0- 2	2- 2	14- 4				
8- 4	0- 0	0- 0	HOME	0- 1	1- 1	7- 2				
6- 5	0- 1	0- 0	AWAY	0- 1	1- 1	5- 2				
2- 0	0- 0	0- 0	NEUTRAL	0- 0	0- 0	2- 0				
9- 2	0- 1	0- 0	NON-CONFERENCE	0- 0	1- 0	8- 1				
4- 1	0- 0	0- 0	HOME	0- 0	0- 0	4- 1				
3- 1	0- 1	0- 0	AWAY	0- 0	1- 0	2- 0				
2- 0	0- 0	0- 0	NEUTRAL	0- 0	0- 0	2- 0				
7- 7	0- 0	0- 0	CONFERENCE	0- 2	1- 2	6- 3				
4- 3	0- 0	0- 0	HOME	0- 1	1- 1	3- 1				
3- 4	0- 0	0- 0	AWAY	0- 1	0- 1	3- 2				
0- 0	0- 0	0- 0	NEUTRAL	0- 0	0- 0	0- 0				

RPI 1-25				RPI 26-50				RPI 51-100				RPI 101+ Team's RPI: 185			
RPI	S	Opponent	Score	RPI	S	Opponent	Score	RPI	S	Opponent	Score	RPI	S	Opponent	Score
5	A	Oregon	69 115					79	A	UC Davis	57 80	130	A	Portland St.	73 68
								79	H	UC Davis	44 63	145	H	CSUN	65 61
												149	A	UC Riverside	72 88
												149	H	UC Riverside	65 66
												175	A	Portland	84 69
												196	H	UNLV	57 55
												215	N	Indiana St.	77 61
												235	A	Hawaii	53 48
												235	H	Hawaii	68 70
												252	H	San Diego St.	70 78
												261	A	Cal St. Fullerton	58 67
												261	H	Cal St. Fullerton	65 61
												264	H	CSU Bakersfield	85 78
												273	A	Long Beach St.	48 46
												279	H	Southern Utah	75 58
												297	A	UC Santa Barbara	52 71
												297	H	UC Santa Barbara	74 68
												302	A	San Jose St.	74 66
												324	A	Cal Poly	75 59
												324	H	Cal Poly	73 57
												344	H	Seattle U	65 60
												348	N	LIU Brooklyn	84 71
LAST 12 Division I GAMES:															
				79	H	UC Davis	44 63					261	H	Cal St. Fullerton	65 61
				261	A	Cal St. Fullerton	58 67					235	H	Hawaii	68 70
				149	H	UC Riverside	65 66					297	H	UC Santa Barbara	74 68
				235	A	Hawaii	53 48					324	H	Cal Poly	73 57
				297	A	UC Santa Barbara	52 71					79	A	UC Davis	57 80
				273	A	Long Beach St.	48 46					149	A	UC Riverside	72 88

Non-Div I Games: LIFE Pacific 105 31

UC Irvine

■ Loss,
 ■ Non-Conf,
 ■ S Site,
 ■ Home
 ■ A Away
 N Neutral

UC Riverside

Through Games Of March 2, 2019

Average RPI Win:	239	WON-LOST	WINNING	LAST 10	STRENGTH OF	OPP. STRENGTH	TEAM	ADJ.	CONF.	ADJ CONF.
Average RPI Loss:	139	RECORD	PCT. RANK	GAMES	SCHEDULE	OF SCHEDULE	RPI	RPI	RPI	RPI
DIV. I ONLY	15- 13	157	1- 0	159	219	149	149	21	21	
DIV. I NON-CONF.	6- 8	199	1- 0	113	175	151	151	20	20	
TOTALS	RPI 1-25	RPI 26-50	W-L RECORDS	RPI 51-100	RPI 101-150	RPI 150+				
15- 13	0- 2	0- 2	OVERALL	0- 2	2- 2	13- 5				
8- 2	0- 0	0- 0	HOME	0- 1	2- 0	6- 1				
6- 8	0- 0	0- 2	AWAY	0- 1	0- 2	6- 3				
1- 3	0- 2	0- 0	NEUTRAL	0- 0	0- 0	1- 1				
6- 8	0- 2	0- 2	NON-CONFERENCE	0- 0	1- 1	5- 3				
3- 0	0- 0	0- 0	HOME	0- 0	1- 0	2- 0				
2- 5	0- 0	0- 2	AWAY	0- 0	0- 1	2- 2				
1- 3	0- 2	0- 0	NEUTRAL	0- 0	0- 0	1- 1				
9- 5	0- 0	0- 0	CONFERENCE	0- 2	1- 1	8- 2				
5- 2	0- 0	0- 0	HOME	0- 1	1- 0	4- 1				
4- 3	0- 0	0- 0	AWAY	0- 1	0- 1	4- 1				
0- 0	0- 0	0- 0	NEUTRAL	0- 0	0- 0	0- 0				

RPI 1-25				RPI 26-50				RPI 51-100				RPI 101+ Team's RPI: 149			
RPI	S	Opponent	Score	RPI	S	Opponent	Score	RPI	S	Opponent	Score	RPI	S	Opponent	Score
5	N	Oregon	44 94	33	A	BYU	70 72	79	A	UC Davis	59 72	126	A	Oklahoma St.	51 76
18	N	Texas A&M	63 70	45	A	Southern California	55 73	79	H	UC Davis	59 67	142	H	New Mexico St.	65 64
												145	A	CSUN	56 69
												145	H	CSUN	63 51
												174	H	Coastal Caro.	62 43
												180	N	Eastern Wash.	57 45
												185	A	UC Irvine	66 65
												185	H	UC Irvine	88 72
												194	N	Milwaukee	54 56
												234	A	California Baptist	57 65
												235	A	Hawaii	60 55
												261	H	Cal St. Fullerton	62 59
												264	A	CSU Bakersfield	79 67
												273	A	Long Beach St.	73 59
												273	H	Long Beach St.	45 63
												277	A	Utah Valley	53 56
												279	H	Southern Utah	56 50
												297	A	UC Santa Barbara	44 61
												297	H	UC Santa Barbara	73 60
												320	A	Weber St.	71 39
												324	A	Cal Poly	75 68
												324	H	Cal Poly	80 66
LAST 12 Division I GAMES:															
279	H	Southern Utah	56 50	79	A	UC Davis	59 72								
297	A	UC Santa Barbara	44 61	261	H	Cal St. Fullerton	62 59								
145	H	CSUN	63 51	297	H	UC Santa Barbara	73 60								
185	A	UC Irvine	66 65	235	A	Hawaii	60 55								
324	A	Cal Poly	75 68	273	A	Long Beach St.	73 59								
324	H	Cal Poly	80 66	145	A	CSUN	56 69								

Non-Div I Games:

UC Riverside

■ Loss,
 ■ Non-Conf,
 ■ S Site,
 ■ Home
 ■ A Away
 N Neutral

Average RPI Win:	233	WON-LOST	WINNING	LAST 10	STRENGTH OF	OPP. STRENGTH	TEAM	ADJ.	CONF.	ADJ CONF.
Average RPI Loss:	180	RECORD	PCT. RANK	GAMES	SCHEDULE	OF SCHEDULE	RPI	RPI	RPI	RPI
DIV. I ONLY	8- 20	282	1- 0	208	242	297	297	21	21	
DIV. I NON-CONF.	3- 10	278	1- 0	162	224	279	279	20	20	
TOTALS	RPI 1-25	RPI 26-50	W-L RECORDS	RPI 51-100	RPI 101-150	RPI 150+				
8- 20	0- 0	0- 2	OVERALL	0- 4	2- 3	6- 11				
6- 8	0- 0	0- 0	HOME	0- 3	2- 1	4- 4				
1- 12	0- 0	0- 2	AWAY	0- 1	0- 2	1- 7				
1- 0	0- 0	0- 0	NEUTRAL	0- 0	0- 0	1- 0				
3- 10	0- 0	0- 2	NON-CONFERENCE	0- 3	0- 1	3- 4				
1- 5	0- 0	0- 0	HOME	0- 2	0- 1	1- 2				
1- 5	0- 0	0- 2	AWAY	0- 1	0- 0	1- 2				
1- 0	0- 0	0- 0	NEUTRAL	0- 0	0- 0	1- 0				
5- 10	0- 0	0- 0	CONFERENCE	0- 1	2- 2	3- 7				
5- 3	0- 0	0- 0	HOME	0- 1	2- 0	3- 2				
0- 7	0- 0	0- 0	AWAY	0- 0	0- 2	0- 5				
0- 0	0- 0	0- 0	NEUTRAL	0- 0	0- 0	0- 0				

RPI S	Opponent	Score	RPI S	Opponent	Score	RPI S	Opponent	Score	RPI S	Opponent	Score	Team's RPI: 297
39	A California	45 69	52	H Saint Mary's (CA)	55 80	142	H New Mexico St.	73 81				
45	A Southern California	39 82	79	H UC Davis	44 70	145	A CSUN	65 73				
			97	A Pacific	53 69	145	H CSUN	61 60				
			100	H Loyola Marymount	57 70	149	A UC Riverside	60 73				
						149	H UC Riverside	61 44				
						185	A UC Irvine	68 74				
						185	H UC Irvine	71 52				
						196	A UNLV	51 69				
						197	N Dartmouth	62 56				
						234	H California Baptist	64 76				
						235	A Hawaii	49 72				
						235	H Hawaii	35 47				
						252	A San Diego St.	63 58				
						261	A Cal St. Fullerton	62 74				
						261	H Cal St. Fullerton	52 59				
						264	H CSU Bakersfield	48 56				
						273	A Long Beach St.	53 62				
						273	H Long Beach St.	60 54				
						277	A Utah Valley	54 63				
						324	A Cal Poly	67 75				
						324	H Cal Poly	44 42				
						335	H Grand Canyon	66 55				
LAST 12 Division I GAMES:												
197	N Dartmouth	62 56	235	A Hawaii	49 72							
149	H UC Riverside	61 44	145	H CSUN	61 60							
324	H Cal Poly	44 42	79	H UC Davis	44 70							
273	A Long Beach St.	53 62	149	A UC Riverside	60 73							
261	A Cal St. Fullerton	62 74	185	A UC Irvine	68 74							
185	H UC Irvine	71 52	235	H Hawaii	35 47							

Non-Div I Games:

UC Santa Barbara

■ Loss,
■ Non-Conf,
■ S Site,
■ H Home
■ A Away
N Neutral

Average RPI Win:	155	WON-LOST	WINNING	LAST 10	STRENGTH OF	OPP. STRENGTH	TEAM	ADJ.	CONF.	ADJ CONF.
Average RPI Loss:	42	RECORD	PCT. RANK	GAMES	SCHEDULE	OF SCHEDULE	RPI	RPI	RPI	RPI
DIV. I ONLY	23- 5	19	1- 0	50	80	17	17	9	9	
DIV. I NON-CONF.	11- 2	32	0- 0	43	48	13	13	8	8	
TOTALS	RPI 1-25	RPI 26-50	W-L RECORDS	RPI 51-100	RPI 101-150	RPI 150+				
23- 5	0- 4	2- 0	OVERALL	3- 0	6- 0	12- 1				
11- 1	0- 1	1- 0	HOME	3- 0	1- 0	6- 0				
11- 3	0- 2	1- 0	AWAY	0- 0	5- 0	5- 1				
1- 1	0- 1	0- 0	NEUTRAL	0- 0	0- 0	1- 0				
11- 2	0- 2	2- 0	NON-CONFERENCE	1- 0	4- 0	4- 0				
4- 0	0- 0	1- 0	HOME	1- 0	0- 0	2- 0				
6- 1	0- 1	1- 0	AWAY	0- 0	4- 0	1- 0				
1- 1	0- 1	0- 0	NEUTRAL	0- 0	0- 0	1- 0				
12- 3	0- 2	0- 0	CONFERENCE	2- 0	2- 0	8- 1				
7- 1	0- 1	0- 0	HOME	2- 0	1- 0	4- 0				
5- 2	0- 1	0- 0	AWAY	0- 0	1- 0	4- 1				
0- 0	0- 0	0- 0	NEUTRAL	0- 0	0- 0	0- 0				

RPI	S	Opponent	Score	RPI	S	Opponent	Score	RPI	S	Opponent	Score	RPI	S	Opponent	Score
6	A	UConn	57 93	43	H	Villanova	71 56	82	H	Cincinnati	56 55	122	A	Pittsburgh	61 58
6	H	UConn	41 78	47	A	Quinnipiac	47 45	92	H	Houston	58 56	127	A	South Fla.	62 49
10	N	Syracuse	52 57					97	H	Pacific	64 57	127	H	South Fla.	66 63
25	A	Central Mich.	68 75									135	A	Duquesne	71 63
												136	A	Mercer	76 42
												146	A	Delaware	71 60
												161	A	Tulane	59 61
												161	H	Tulane	52 42
												162	H	Tulsa	60 44
												165	H	Temple	62 54
												171	H	Chattanooga	75 37
												198	A	Stetson	78 55
												204	A	SMU	66 54
												204	H	SMU	55 43
												208	N	Liberty	53 45
												209	A	East Carolina	61 58
												218	A	Memphis	68 55
												253	A	Wichita St.	57 49
												268	H	Richmond	70 48
LAST 12 Division I GAMES:															
161	H	Tulane	52 42	127	H	South Fla.	66 63	6	A	UConn	57 93	209	A	East Carolina	61 58
165	H	Temple	62 54	92	H	Houston	58 56	204	H	SMU	55 43	162	H	Tulsa	60 44
253	A	Wichita St.	57 49	6	A	UConn	57 93								
6	H	UConn	41 78												
161	A	Tulane	59 61												
204	A	SMU	66 54												

Non-Div I Games:

UCF

■ Loss,
■ Non-Conf,
■ S Site,
■ H Home
■ A Away
N Neutral

Average RPI Win:	110	WON-LOST	WINNING	LAST 10	STRENGTH OF	OPP. STRENGTH	TEAM	ADJ.	CONF.	ADJ CONF.
Average RPI Loss:	39	RECORD	PCT. RANK	GAMES	SCHEDULE	OF SCHEDULE	RPI	RPI	RPI	RPI
DIV. I ONLY	18- 11	105	1- 0	11	16	30	30	2	2	
DIV. I NON-CONF.	7- 5	132	0- 0	83	33	112	112	2	2	
TOTALS	RPI 1-25	RPI 26-50	W-L RECORDS	RPI 51-100	RPI 101-150	RPI 150+				
18- 11	2- 6	4- 3	OVERALL	5- 1	3- 1	4- 0				
10- 5	0- 3	2- 2	HOME	3- 0	3- 0	2- 0				
8- 3	2- 2	2- 0	AWAY	2- 1	0- 0	2- 0				
0- 3	0- 1	0- 1	NEUTRAL	0- 0	0- 1	0- 0				
7- 5	0- 1	1- 2	NON-CONFERENCE	2- 1	2- 1	2- 0				
6- 1	0- 0	1- 1	HOME	2- 0	2- 0	1- 0				
1- 1	0- 0	0- 0	AWAY	0- 1	0- 0	1- 0				
0- 3	0- 1	0- 1	NEUTRAL	0- 0	0- 1	0- 0				
11- 6	2- 5	3- 1	CONFERENCE	3- 0	1- 0	2- 0				
4- 4	0- 3	1- 1	HOME	1- 0	1- 0	1- 0				
7- 2	2- 2	2- 0	AWAY	2- 0	0- 0	1- 0				
0- 0	0- 0	0- 0	NEUTRAL	0- 0	0- 0	0- 0				

RPI 1-25				RPI 26-50				Team's RPI: 30	RPI 51-100				RPI 101+			
RPI	S	Opponent	Score	RPI	S	Opponent	Score		RPI	S	Opponent	Score	RPI	S	Opponent	Score
4	A	Stanford	80 86	29	H	Rice	59 50		68	A	Utah	100 90	126	H	Oklahoma St.	71 59
4	H	Stanford	51 65	34	N	North Carolina	49 83		68	H	Utah	76 60	127	N	South Fla.	56 60
5	A	Oregon	74 69	39	A	California	84 79		86	A	Arizona	98 93	137	H	Seton Hall	78 62
5	H	Oregon	52 72	39	H	California	80 74		91	H	Fresno St.	89 80	143	H	Washington St.	83 56
16	A	Arizona St.	61 59	45	A	Southern California	72 65		98	H	Georgia	80 69	166	H	Washington	76 60
20	A	Oregon St.	72 75	45	H	Southern California	67 72		100	A	Loyola Marymount	63 69	169	A	Colorado	64 60
20	H	Oregon St.	73 83	50	H	Indiana	65 67						324	H	Cal Poly	81 35
21	N	Kentucky	74 75										336	A	UIC	78 47
LAST 12 Division I GAMES:																
68	H	Utah	76 60	169	A	Colorado	64 60									
20	A	Oregon St.	72 75	166	H	Washington	76 60									
5	A	Oregon	74 69	143	H	Washington St.	83 56									
39	H	California	80 74	86	A	Arizona	98 93									
4	H	Stanford	51 65	16	A	Arizona St.	61 59									
68	A	Utah	100 90	45	H	Southern California	67 72									

Non-Div I Games:

UCLA

■ Loss,
 ■ Non-Conf, S Site,
 ■ Home
 ■ Away
 N Neutral

Average RPI Win:	120	WON-LOST	WINNING	LAST 10	STRENGTH OF	OPP. STRENGTH	TEAM	ADJ.	CONF.	ADJ CONF.
Average RPI Loss:	3	RECORD	PCT. RANK	GAMES	SCHEDULE	OF SCHEDULE	RPI	RPI	RPI	RPI
DIV. I ONLY	27- 2	2	1- 0	37	21	6	6	9	9	
DIV. I NON-CONF.	12- 2	31	0- 0	28	1	8	8	8	8	
TOTALS	RPI 1-25	RPI 26-50	W-L RECORDS	RPI 51-100	RPI 101-150	RPI 150+				
27- 2	5- 2	1- 0	OVERALL	6- 0	4- 0	11- 0				
12- 0	3- 0	0- 0	HOME	3- 0	2- 0	4- 0				
11- 2	2- 2	1- 0	AWAY	2- 0	1- 0	5- 0				
4- 0	0- 0	0- 0	NEUTRAL	1- 0	1- 0	2- 0				
12- 2	3- 2	1- 0	NON-CONFERENCE	2- 0	3- 0	3- 0				
4- 0	2- 0	0- 0	HOME	1- 0	1- 0	0- 0				
4- 2	1- 2	1- 0	AWAY	0- 0	1- 0	1- 0				
4- 0	0- 0	0- 0	NEUTRAL	1- 0	1- 0	2- 0				
15- 0	2- 0	0- 0	CONFERENCE	4- 0	1- 0	8- 0				
8- 0	1- 0	0- 0	HOME	2- 0	1- 0	4- 0				
7- 0	1- 0	0- 0	AWAY	2- 0	0- 0	4- 0				
0- 0	0- 0	0- 0	NEUTRAL	0- 0	0- 0	0- 0				

RPI	S	Opponent	Score	RPI	S	Opponent	Score	RPI	S	Opponent	Score	RPI	S	Opponent	Score
1	A	Notre Dame	89 71	39	A	California	76 66	75	H	Ohio St.	85 53	104	N	St. John's (NY)	65 55
2	A	Baylor	57 68					82	A	Cincinnati	65 55	127	H	South Fla.	63 46
3	A	Louisville	69 78					82	H	Cincinnati	82 38	134	A	Oklahoma	72 63
15	H	South Carolina	97 79					83	N	Purdue	86 40	137	H	Seton Hall	99 61
17	A	UCF	78 41					92	A	Houston	81 61	161	A	Tulane	75 33
17	H	UCF	93 57					92	H	Houston	83 61	162	A	Tulsa	68 49
24	H	DePaul	99 63									165	A	Temple	88 67
												165	H	Temple	109 74
												177	N	Vanderbilt	80 42
												178	A	Saint Louis	98 42
												204	H	SMU	79 39
												209	H	East Carolina	118 55
												214	N	Ole Miss	90 50
												218	H	Memphis	102 45
												253	A	Wichita St.	84 47
LAST 12 Division I GAMES:															
				92	H	Houston	83 61					165	H	Temple	109 74
				253	A	Wichita St.	84 47					209	H	East Carolina	118 55
				162	A	Tulsa	68 49					82	A	Cincinnati	65 55
				218	H	Memphis	102 45					3	A	Louisville	69 78
				17	A	UCF	78 41					17	H	UCF	93 57
				15	H	South Carolina	97 79					204	H	SMU	79 39

Non-Div I Games:

UConn

■ Loss,
 ■ Non-Conf, S Site,
 ■ Home
 ■ Away
 N Neutral

Average RPI Win:	316	WON-LOST	WINNING	LAST 10	STRENGTH OF	OPP. STRENGTH	TEAM	ADJ.	CONF.	ADJ CONF.
Average RPI Loss:	178	RECORD	PCT. RANK	GAMES	SCHEDULE	OF SCHEDULE	RPI	RPI	RPI	RPI
DIV. I ONLY	3- 26	347	0- 1	281	216	336	336	20	20	
DIV. I NON-CONF.	2- 9	297	0- 0	256	205	313	313	18	18	
TOTALS	RPI 1-25	RPI 26-50	W-L RECORDS	RPI 51-100	RPI 101-150	RPI 150+				
3- 26	0- 1	0- 2	OVERALL	0- 4	0- 5	3- 14				
2- 11	0- 0	0- 2	HOME	0- 2	0- 2	2- 5				
1- 13	0- 1	0- 0	AWAY	0- 2	0- 3	1- 7				
0- 2	0- 0	0- 0	NEUTRAL	0- 0	0- 0	0- 2				
2- 9	0- 1	0- 2	NON-CONFERENCE	0- 0	0- 1	2- 5				
1- 3	0- 0	0- 2	HOME	0- 0	0- 0	1- 1				
1- 4	0- 1	0- 0	AWAY	0- 0	0- 1	1- 2				
0- 2	0- 0	0- 0	NEUTRAL	0- 0	0- 0	0- 2				
1- 17	0- 0	0- 0	CONFERENCE	0- 4	0- 4	1- 9				
1- 8	0- 0	0- 0	HOME	0- 2	0- 2	1- 4				
0- 9	0- 0	0- 0	AWAY	0- 2	0- 2	0- 5				
0- 0	0- 0	0- 0	NEUTRAL	0- 0	0- 0	0- 0				

RPI 1-25				RPI 26-50				RPI 51-100				RPI 101+ Team's RPI: 336			
RPI	S	Opponent	Score	RPI	S	Opponent	Score	RPI	S	Opponent	Score	RPI	S	Opponent	Score
12	A	Marquette	32 96	30	H	UCLA	47 78	69	A	Wright St.	47 72	114	A	Northwestern	44 87
				48	H	Miami (OH)	56 65	69	H	Wright St.	46 79	118	A	Youngstown St.	29 81
								72	A	Green Bay	32 62	118	H	Youngstown St.	59 83
								72	H	Green Bay	53 77	129	A	IUPUI	43 71
												129	H	IUPUI	44 73
												194	A	Milwaukee	53 72
												194	H	Milwaukee	37 48
												211	A	Eastern Mich.	38 52
												215	A	Indiana St.	53 60
												237	A	Northern Ky.	44 78
												237	H	Northern Ky.	49 67
												242	H	Loyola Chicago	60 75
												271	N	Jackson St.	57 72
												284	A	Cleveland St.	53 71
												284	H	Cleveland St.	48 74
												295	N	Fairfield	60 68
												309	A	Oakland	57 74
												309	H	Oakland	69 65
												310	H	Valparaiso	75 65
												329	A	Evansville	62 54
												333	A	Detroit Mercy	45 62
												333	H	Detroit Mercy	36 42
LAST 12 Division I GAMES:															
				72	H	Green Bay	53 77	284	H	Cleveland St.	48 74				
				194	H	Milwaukee	37 48	237	A	Northern Ky.	44 78				
				129	H	IUPUI	44 73	69	A	Wright St.	47 72				
				309	A	Oakland	57 74	194	A	Milwaukee	53 72				
				333	A	Detroit Mercy	45 62	72	A	Green Bay	32 62				
				118	H	Youngstown St.	59 83	129	A	IUPUI	43 71				

Non-Div I Games:

UIC

■ Loss,
 ■ Non-Conf,
 S Site,
 ■ Home
 ■ Away
 N Neutral

Average RPI Win:	303	WON-LOST	WINNING	LAST 10	STRENGTH OF	OPP. STRENGTH	TEAM	ADJ.	CONF.	ADJ CONF.
Average RPI Loss:	179	RECORD	PCT. RANK	GAMES	SCHEDULE	OF SCHEDULE	RPI	RPI	RPI	RPI
DIV. I ONLY	7- 19	290	1- 0	287	268	307	307	23	23	
DIV. I NON-CONF.	4- 6	212	0- 0	279	264	259	259	25	25	
TOTALS	RPI 1-25	RPI 26-50	W-L RECORDS	RPI 51-100	RPI 101-150	RPI 150+				
7- 19	0- 1	0- 0	OVERALL	0- 3	0- 5	7- 10				
2- 10	0- 0	0- 0	HOME	0- 1	0- 3	2- 6				
3- 9	0- 1	0- 0	AWAY	0- 2	0- 2	3- 4				
2- 0	0- 0	0- 0	NEUTRAL	0- 0	0- 0	2- 0				
4- 6	0- 1	0- 0	NON-CONFERENCE	0- 1	0- 1	4- 3				
0- 4	0- 0	0- 0	HOME	0- 0	0- 1	0- 3				
2- 2	0- 1	0- 0	AWAY	0- 1	0- 0	2- 0				
2- 0	0- 0	0- 0	NEUTRAL	0- 0	0- 0	2- 0				
3- 13	0- 0	0- 0	CONFERENCE	0- 2	0- 4	3- 7				
2- 6	0- 0	0- 0	HOME	0- 1	0- 2	2- 3				
1- 7	0- 0	0- 0	AWAY	0- 1	0- 2	1- 4				
0- 0	0- 0	0- 0	NEUTRAL	0- 0	0- 0	0- 0				

RPI 1-25				RPI 26-50				RPI 51-100				RPI 101+ Team's RPI: 307			
RPI	S	Opponent	Score	RPI	S	Opponent	Score	RPI	S	Opponent	Score	RPI	S	Opponent	Score
14	A	Maryland	61 92					57	A	Maine	44 84	106	H	Towson	62 71
								57	H	Maine	45 58	112	A	Hartford	47 92
								77	A	American	42 64	112	H	Hartford	52 66
												140	A	Stony Brook	44 57
												140	H	Stony Brook	59 70
												188	H	UMES	67 73
												220	H	Hofstra	42 45
												239	H	Mt. St. Mary's	52 65
												244	A	Albany (NY)	44 64
												244	H	Albany (NY)	69 60
												246	A	Binghamton	45 67
												246	H	Binghamton	46 58
												278	A	Vermont	50 58
												278	H	Vermont	44 58
												300	N	Kennesaw St.	57 53
												308	N	UTSA	72 58
												313	A	Morgan St.	73 68
												315	A	Coppin St.	57 52
												321	A	New Hampshire	55 47
												321	H	New Hampshire	64 62
												322	A	UMass Lowell	41 62
												322	H	UMass Lowell	55 67
LAST 12 Division I GAMES:															
321	A	New Hampshire	55 47	57	H	Maine	45 58	112	A	Hartford	47 92				
140	H	Stony Brook	59 70	140	A	Stony Brook	44 57	321	H	New Hampshire	64 62				
244	H	Albany (NY)	69 60	278	H	Vermont	44 58	244	A	Albany (NY)	44 64				
278	A	Vermont	50 58												
322	A	UMass Lowell	41 62												
246	H	Binghamton	46 58												

Non-Div I Games: Notre Dame (MD) 81 43 Eastern 81 42 Gettysburg 65 51

UMBC

Loss, Non-Conf, S Site, H Home A Away N Neutral

UMES

Average RPI Win: 290

Average RPI Loss: 170

WON-LOST

RECORD

WINNING

PCT. RANK

LAST 10

GAMES

STRENGTH OF

SCHEDULE

OPP. STRENGTH

OF SCHEDULE

TEAM

RPI

ADJ.

RPI

CONF.

RPI

ADJ CONF.

RPI

DIV. I ONLY

13- 12

164

0- 1

298

306

188

188

32

32

DIV. I NON-CONF.

2- 9

297

0- 0

219

73

255

255

32

32

TOTALS

RPI 1-25

RPI 26-50

W-L RECORDS

RPI 51-100

RPI 101-150

RPI 150+

13- 12

0- 2

0- 1

OVERALL

0- 1

0- 1

13- 7

5- 2

0- 0

0- 1

HOME

0- 0

0- 0

5- 1

8- 10

0- 2

0- 0

AWAY

0- 1

0- 1

8- 6

0- 0

0- 0

0- 0

NEUTRAL

0- 0

0- 0

0- 0

2- 9

0- 2

0- 1

NON-CONFERENCE

0- 1

0- 1

2- 4

0- 1

0- 0

0- 1

HOME

0- 0

0- 0

0- 0

2- 8

0- 2

0- 0

AWAY

0- 1

0- 1

2- 4

0- 0

0- 0

0- 0

NEUTRAL

0- 0

0- 0

0- 0

11- 3

0- 0

0- 0

CONFERENCE

0- 0

0- 0

11- 3

5- 1

0- 0

0- 0

HOME

0- 0

0- 0

5- 1

6- 2

0- 0

0- 0

AWAY

0- 0

0- 0

6- 2

0- 0

0- 0

0- 0

NEUTRAL

0- 0

0- 0

0- 0

RPI 1-25

RPI 26-50

RPI 51-100

RPI 101+Team's RPI: 188

RPI S Opponent Score

10 A Syracuse 51 96

19 A Miami (FL) 53 71

RPI S Opponent Score

31 H Buffalo 63 69

RPI S Opponent Score

80 A Georgetown 55 74

RPI S Opponent Score

139 A Wake Forest 67 78

195 A N.C. A&T 58 70

195 H N.C. A&T 49 51

209 A East Carolina 69 84

213 A George Mason 49 70

219 A Howard 80 73

219 H Howard 80 72

224 A Bethune-Cookman 64 52

239 A Mt. St. Mary's 86 73

268 A Richmond 55 57

280 A Norfolk St. 59 43

291 H South Carolina St. 63 43

307 A UMBC 73 67

313 A Morgan St. 73 68

315 H Coppin St. 74 54

337 A N.C. Central 69 61

337 H N.C. Central 59 49

339 A Longwood 71 83

341 A Delaware St. 62 65

345 A Florida A&M 68 36

349 H Savannah St. 78 46

LAST 12 Division I GAMES:

341 A Delaware St. 62 65

315 H Coppin St. 74 54

195 A N.C. A&T 58 70

337 A N.C. Central 69 61

349 H Savannah St. 78 46

291 H South Carolina St. 63 43

219 A Howard 80 73

280 A Norfolk St. 59 43

224 A Bethune-Cookman 64 52

345 A Florida A&M 68 36

195 H N.C. A&T 49 51

337 H N.C. Central 59 49

Non-Div I Games: Regent 72 16 Cheyney 88 39

UMES

Loss, Non-Conf,S Site, H Home A Away N Neutral

Page 311

Average RPI Win:	288	WON-LOST	WINNING	LAST 10	STRENGTH OF	OPP. STRENGTH	TEAM	ADJ.	CONF.	ADJ CONF.
Average RPI Loss:	173	RECORD	PCT. RANK	GAMES	SCHEDULE	OF SCHEDULE	RPI	RPI	RPI	RPI
DIV. I ONLY	12- 14	196	0- 1	278	317	232	232	30	30	
DIV. I NON-CONF.	4- 7	228	0- 0	158	217	205	205	30	30	
TOTALS	RPI 1-25	RPI 26-50	W-L RECORDS	RPI 51-100	RPI 101-150	RPI 150+				
12- 14	0- 0	0- 2	OVERALL	0- 0	0- 2	12- 10				
5- 6	0- 0	0- 0	HOME	0- 0	0- 1	5- 5				
7- 8	0- 0	0- 2	AWAY	0- 0	0- 1	7- 5				
0- 0	0- 0	0- 0	NEUTRAL	0- 0	0- 0	0- 0				
4- 7	0- 0	0- 2	NON-CONFERENCE	0- 0	0- 0	4- 5				
2- 2	0- 0	0- 0	HOME	0- 0	0- 0	2- 2				
2- 5	0- 0	0- 2	AWAY	0- 0	0- 0	2- 3				
0- 0	0- 0	0- 0	NEUTRAL	0- 0	0- 0	0- 0				
8- 7	0- 0	0- 0	CONFERENCE	0- 0	0- 2	8- 5				
3- 4	0- 0	0- 0	HOME	0- 0	0- 1	3- 3				
5- 3	0- 0	0- 0	AWAY	0- 0	0- 1	5- 2				
0- 0	0- 0	0- 0	NEUTRAL	0- 0	0- 0	0- 0				

RPI 1-25			RPI 26-50			RPI 51-100			RPI 101+ Team's RPI: 232		
RPI	S	Opponent	Score	RPI	S	Opponent	Score	RPI	S	Opponent	Score
				27	A	Missouri	59 66	142	A	New Mexico St.	61 68
				35	A	Kansas St.	50 61	142	H	New Mexico St.	86 90
								156	A	Kansas	55 67
								158	A	Denver	75 92
								159	H	Illinois St.	55 62
								167	H	Louisiana Tech	80 70
								168	A	Oral Roberts	64 75
								213	H	George Mason	84 91
								227	A	UTRGV	64 67
								227	H	UTRGV	56 75
								233	H	SIUE	80 75
								234	A	California Baptist	78 74
								234	H	California Baptist	92 95
								242	A	Loyola Chicago	88 74
								264	A	CSU Bakersfield	71 85
								264	H	CSU Bakersfield	57 67
								277	A	Utah Valley	68 64
								277	H	Utah Valley	97 64
								323	A	North Dakota St.	69 59
								335	A	Grand Canyon	65 56
								335	H	Grand Canyon	73 45
								344	A	Seattle U	86 62
								344	H	Seattle U	83 66
								350	A	Chicago St.	111 58
LAST 12 Division I GAMES:											
				227	A	UTRGV	64 67	234	H	California Baptist	92 95
				142	A	New Mexico St.	61 68	227	H	UTRGV	56 75
				277	H	Utah Valley	97 64	142	H	New Mexico St.	86 90
				344	H	Seattle U	83 66	344	A	Seattle U	86 62
				264	A	CSU Bakersfield	71 85	277	A	Utah Valley	68 64
				335	A	Grand Canyon	65 56	335	H	Grand Canyon	73 45

Non-Div I Games: Peru St. 98 62 Mo.-St. Louis 92 63

UMKC

Loss, Non-Conf, S Site, H Home A Away N Neutral

Average RPI Win: 300		WON-LOST	WINNING	LAST 10	STRENGTH OF	OPP. STRENGTH	TEAM	ADJ.	CONF.	ADJ CONF.
Average RPI Loss: 195		RECORD	PCT. RANK	GAMES	SCHEDULE	OF SCHEDULE	RPI	RPI	RPI	RPI
DIV. I ONLY		6- 22	311	0- 1	293	294	322	322	23	23
DIV. I NON-CONF.		3- 9	271	0- 0	297	335	309	309	25	25
TOTALS	RPI 1-25		RPI 26-50		W-L RECORDS		RPI 51-100		RPI 101-150	RPI 150+
6- 22	0- 0		0- 0		OVERALL		0- 3		0- 6	6- 13
3- 9	0- 0		0- 0		HOME		0- 1		0- 3	3- 5
3- 13	0- 0		0- 0		AWAY		0- 2		0- 3	3- 8
0- 0	0- 0		0- 0		NEUTRAL		0- 0		0- 0	0- 0
3- 9	0- 0		0- 0		NON-CONFERENCE		0- 1		0- 2	3- 6
1- 3	0- 0		0- 0		HOME		0- 0		0- 1	1- 2
2- 6	0- 0		0- 0		AWAY		0- 1		0- 1	2- 4
0- 0	0- 0		0- 0		NEUTRAL		0- 0		0- 0	0- 0
3- 13	0- 0		0- 0		CONFERENCE		0- 2		0- 4	3- 7
2- 6	0- 0		0- 0		HOME		0- 1		0- 2	2- 3
1- 7	0- 0		0- 0		AWAY		0- 1		0- 2	1- 4
0- 0	0- 0		0- 0		NEUTRAL		0- 0		0- 0	0- 0

[illegible]

Non-Div I Games:	Fisher	79	45
------------------	--------	----	----

UMass Lowell

Loss, Non-Conf, S Site, H Home A Away N Neutral

UNC Asheville

Through Games Of March 2, 2019

Average RPI Win:	281	WON-LOST	WINNING	LAST 10	STRENGTH OF	OPP. STRENGTH	TEAM	ADJ.	CONF.	ADJ CONF.
Average RPI Loss:	156	RECORD	PCT. RANK	GAMES	SCHEDULE	OF SCHEDULE	RPI	RPI	RPI	RPI
DIV. I ONLY	15- 12	145	1- 0	267	313	190	190	28	28	
DIV. I NON-CONF.	4- 6	212	0- 0	130	282	196	196	29	29	
TOTALS	RPI 1-25	RPI 26-50	W-L RECORDS	RPI 51-100	RPI 101-150	RPI 150+				
15- 12	0- 0	0- 0	OVERALL	0- 4	1- 2	14- 6				
11- 2	0- 0	0- 0	HOME	0- 1	1- 0	10- 1				
4- 10	0- 0	0- 0	AWAY	0- 3	0- 2	4- 5				
0- 0	0- 0	0- 0	NEUTRAL	0- 0	0- 0	0- 0				
4- 6	0- 0	0- 0	NON-CONFERENCE	0- 2	0- 2	4- 2				
4- 0	0- 0	0- 0	HOME	0- 0	0- 0	4- 0				
0- 6	0- 0	0- 0	AWAY	0- 2	0- 2	0- 2				
0- 0	0- 0	0- 0	NEUTRAL	0- 0	0- 0	0- 0				
11- 6	0- 0	0- 0	CONFERENCE	0- 2	1- 0	10- 4				
7- 2	0- 0	0- 0	HOME	0- 1	1- 0	6- 1				
4- 4	0- 0	0- 0	AWAY	0- 1	0- 0	4- 3				
0- 0	0- 0	0- 0	NEUTRAL	0- 0	0- 0	0- 0				

RPI 1-25			RPI 26-50			RPI 51-100			RPI 101+			Team's RPI: 190
RPI	S	Opponent	Score	RPI	S	Opponent	Score	RPI	S	Opponent	Score	
						63 A Tennessee	46 73	117 A Charlotte		53 70		
						67 A Middle Tenn.	46 67	119 H High Point		67 56		
						88 A Radford	46 60	136 A Mercer		47 61		
						88 H Radford	44 45	153 H Davidson		69 56		
								160 A Tennessee Tech		53 60		
								201 A Furman		47 58		
								206 A Campbell		48 49		
								206 H Campbell		60 52		
								207 H Hampton		58 61		
								231 H ETSU		56 55		
								247 A Gardner-Webb		59 69		
								267 H Wofford		60 46		
								293 A Winthrop		55 43		
								293 H Winthrop		70 36		
								294 A Charleston So.		59 70		
								294 H Charleston So.		62 45		
								330 A Presbyterian		52 43		
								330 H Presbyterian		51 45		
								337 A USC Upstate		93 86		
								337 H USC Upstate		56 53		
								339 A Longwood		68 57		
								339 H Longwood		80 55		
								340 H Western Caro.		74 49		
LAST 12 Division I GAMES:												
						294 H Charleston So.	62 45	206 A Campbell		48 49		
						88 H Radford	44 45	294 A Charleston So.		59 70		
						337 H USC Upstate	56 53	293 H Winthrop		70 36		
						339 A Longwood	68 57	330 A Presbyterian		52 43		
						293 A Winthrop	55 43	339 H Longwood		80 55		
						330 H Presbyterian	51 45	119 H High Point		67 56		

Non-Div I Games: Warren Wilson 92 31

UNC Asheville

■ Loss,
 ■ Non-Conf,
 ■ S Site,
 ■ H Home
 ■ A Away
 N Neutral

Average RPI Win: 260		WON-LOST	WINNING	LAST 10	STRENGTH OF	OPP. STRENGTH	TEAM	ADJ.	CONF.	ADJ CONF.
Average RPI Loss: 190		RECORD	PCT. RANK	GAMES	SCHEDULE	OF SCHEDULE	RPI	RPI	RPI	RPI
DIV. I ONLY		7- 18	286	0- 1	285	262	306	306	27	27
DIV. I NON-CONF.		2- 9	297	0- 0	192	236	290	290	24	24
TOTALS	RPI 1-25	RPI 26-50		W-L RECORDS		RPI 51-100	RPI 101-150	RPI 150+		
7- 18	0- 0	0- 1		OVERALL		0- 0	0- 6	7- 11		
5- 4	0- 0	0- 0		HOME		0- 0	0- 1	5- 3		
1- 13	0- 0	0- 1		AWAY		0- 0	0- 4	1- 8		
1- 1	0- 0	0- 0		NEUTRAL		0- 0	0- 1	1- 0		
2- 9	0- 0	0- 1		NON-CONFERENCE		0- 0	0- 4	2- 4		
1- 1	0- 0	0- 0		HOME		0- 0	0- 0	1- 1		
0- 7	0- 0	0- 1		AWAY		0- 0	0- 3	0- 3		
1- 1	0- 0	0- 0		NEUTRAL		0- 0	0- 1	1- 0		
5- 9	0- 0	0- 0		CONFERENCE		0- 0	0- 2	5- 7		
4- 3	0- 0	0- 0		HOME		0- 0	0- 1	4- 2		
1- 6	0- 0	0- 0		AWAY		0- 0	0- 1	1- 5		
0- 0	0- 0	0- 0		NEUTRAL		0- 0	0- 0	0- 0		

[illegible][illegible]

Loss, Non-Conf, S Site, H Home A Away N Neutral

Average RPI Win:	218	WON-LOST	WINNING	LAST 10	STRENGTH OF	OPP. STRENGTH	TEAM	ADJ.	CONF.	ADJ CONF.
Average RPI Loss:	90	RECORD	PCT. RANK	GAMES	SCHEDULE	OF SCHEDULE	RPI	RPI	RPI	RPI
DIV. I ONLY	14- 11	142	0- 1	128	140	124	124	10	10	
DIV. I NON-CONF.	5- 4	139	0- 0	288	248	169	169	10	10	
TOTALS	RPI 1-25	RPI 26-50	W-L RECORDS	RPI 51-100	RPI 101-150	RPI 150+				
14- 11	0- 0	1- 3	OVERALL	0- 3	3- 4	10- 1				
11- 1	0- 0	1- 0	HOME	0- 1	3- 0	7- 0				
3- 10	0- 0	0- 3	AWAY	0- 2	0- 4	3- 1				
0- 0	0- 0	0- 0	NEUTRAL	0- 0	0- 0	0- 0				
5- 4	0- 0	0- 2	NON-CONFERENCE	0- 1	0- 1	5- 0				
3- 0	0- 0	0- 0	HOME	0- 0	0- 0	3- 0				
2- 4	0- 0	0- 2	AWAY	0- 1	0- 1	2- 0				
0- 0	0- 0	0- 0	NEUTRAL	0- 0	0- 0	0- 0				
9- 7	0- 0	1- 1	CONFERENCE	0- 2	3- 3	5- 1				
8- 1	0- 0	1- 0	HOME	0- 1	3- 0	4- 0				
1- 6	0- 0	0- 1	AWAY	0- 1	0- 3	1- 1				
0- 0	0- 0	0- 0	NEUTRAL	0- 0	0- 0	0- 0				

RPI 1-25			RPI 26-50			RPI 51-100			RPI 101+			Team's RPI: 124			
RPI	S	Opponent	Score	RPI	S	Opponent	Score	RPI	S	Opponent	Score	RPI	S	Opponent	Score
				34	A	North Carolina	55 82	74	A	Drexel	55 67	106	A	Towson	61 82
				36	A	James Madison	51 58	74	H	Drexel	53 65	106	H	Towson	77 73
				36	H	James Madison	66 63	99	A	VCU	47 58	107	A	Northeastern	54 83
				38	A	Ohio	72 95					107	H	Northeastern	83 70
												122	A	Pittsburgh	56 60
												146	A	Delaware	53 65
												146	H	Delaware	72 64
												154	A	William & Mary	64 70
												154	H	William & Mary	66 58
												209	A	East Carolina	71 68
												220	H	Hofstra	89 54
												221	A	Elon	75 70
												221	H	Elon	76 51
												296	H	Col. of Charleston	71 49
												330	H	Presbyterian	63 48
												335	H	Grand Canyon	77 55
												337	A	N.C. Central	89 82
												339	H	Longwood	35 33
LAST 12 Division I GAMES:															
				107	A	Northeastern	54 83	221	H	Elon	76 51				
				146	H	Delaware	72 64	107	H	Northeastern	83 70				
				74	H	Drexel	53 65	220	H	Hofstra	89 54				
				36	A	James Madison	51 58	74	A	Drexel	55 67				
				106	A	Towson	61 82	146	A	Delaware	53 65				
				154	H	William & Mary	66 58	106	H	Towson	77 73				

Non-Div I Games: Fayetteville St. 72 54 Belmont Abbey 74 58

UNCW

Loss, Non-Conf, S Site, H Home A Away N Neutral

U
N
IU
N
I

Non-Div I Games: Minnesota St. 73 56

Page 317

Average RPI Win: 244	WON-LOST	WINNING	LAST 10	STRENGTH OF	OPP. STRENGTH	TEAM	ADJ.	CONF.	ADJ CONF.
Average RPI Loss: 117	RECORD	PCT. RANK	GAMES	SCHEDULE	OF SCHEDULE	RPI	RPI	RPI	RPI
DIV. I ONLY	11- 17	232	0- 1	107	163	196	196	15	15
DIV. I NON-CONF.	2- 9	297	0- 1	78	181	274	274	13	13
TOTALS	RPI 1-25	RPI 26-50	W-L RECORDS	RPI 51-100	RPI 101-150	RPI 150+			
11- 17	0- 1	0- 1	OVERALL	1- 9	0- 1	10- 5			
8- 7	0- 1	0- 1	HOME	1- 4	0- 0	7- 1			
3- 10	0- 0	0- 0	AWAY	0- 5	0- 1	3- 4			
0- 0	0- 0	0- 0	NEUTRAL	0- 0	0- 0	0- 0			
2- 9	0- 1	0- 1	NON-CONFERENCE	0- 3	0- 1	2- 3			
2- 5	0- 1	0- 1	HOME	0- 2	0- 0	2- 1			
0- 4	0- 0	0- 0	AWAY	0- 1	0- 1	0- 2			
0- 0	0- 0	0- 0	NEUTRAL	0- 0	0- 0	0- 0			
9- 8	0- 0	0- 0	CONFERENCE	1- 6	0- 0	8- 2			
6- 2	0- 0	0- 0	HOME	1- 2	0- 0	5- 0			
3- 6	0- 0	0- 0	AWAY	0- 4	0- 0	3- 2			
0- 0	0- 0	0- 0	NEUTRAL	0- 0	0- 0	0- 0			

RPI 1-25				RPI 26-50				RPI 51-100				RPI 101+ Team's RPI: 196			
RPI	S	Opponent	Score	RPI	S	Opponent	Score	RPI	S	Opponent	Score	RPI	S	Opponent	Score
13	H	Gonzaga	59 70	45	H	Southern California	72 86	54	A	New Mexico	77 80	130	A	Portland St.	49 58
								54	H	New Mexico	66 57	173	H	Utah St.	77 56
								56	A	Wyoming	62 90	185	A	UC Irvine	55 57
								56	H	Wyoming	49 64	225	H	Florida	56 53
								58	A	Boise St.	38 53	235	H	Hawaii	61 66
								58	H	Boise St.	57 64	241	A	Nevada	62 70
								67	H	Middle Tenn.	62 66	241	H	Nevada	67 58
								69	H	Wright St.	52 68	252	A	San Diego St.	62 49
								84	A	Duke	38 66	252	H	San Diego St.	71 57
								91	A	Fresno St.	55 73	263	A	Colorado St.	49 52
												291	A	South Carolina St.	49 58
												292	A	Air Force	62 47
												292	H	Air Force	66 56
												297	H	UC Santa Barbara	69 51
												302	A	San Jose St.	53 43
												302	H	San Jose St.	74 70
LAST 12 Division I GAMES:															
291	A	South Carolina St.	49 58	56	H	Wyoming	49 64								
225	H	Florida	56 53	302	H	San Jose St.	74 70								
67	H	Middle Tenn.	62 66	292	A	Air Force	62 47								
58	A	Boise St.	38 53	91	A	Fresno St.	55 73								
241	H	Nevada	67 58	58	H	Boise St.	57 64								
252	A	San Diego St.	62 49	173	H	Utah St.	77 56								

Non-Div I Games:

UNLV

■ Loss,
 ■ Non-Conf, S Site,
 ■ Home
 ■ Away
 N Neutral

Average RPI Win:	316	WON-LOST	WINNING	LAST 10	STRENGTH OF	OPP. STRENGTH	TEAM	ADJ.	CONF.	ADJ CONF.
Average RPI Loss:	221	RECORD	PCT. RANK	GAMES	SCHEDULE	OF SCHEDULE	RPI	RPI	RPI	RPI
DIV. I ONLY	4- 20	329	0- 1	335	316	337	337	28	28	
DIV. I NON-CONF.	1- 7	319	0- 0	320	329	336	336	29	29	
TOTALS	RPI 1-25	RPI 26-50	W-L RECORDS	RPI 51-100	RPI 101-150	RPI 150+				
4- 20	0- 0	0- 0	OVERALL	0- 4	0- 1	4- 15				
2- 5	0- 0	0- 0	HOME	0- 1	0- 1	2- 3				
2- 15	0- 0	0- 0	AWAY	0- 3	0- 0	2- 12				
0- 0	0- 0	0- 0	NEUTRAL	0- 0	0- 0	0- 0				
1- 7	0- 0	0- 0	NON-CONFERENCE	0- 2	0- 0	1- 5				
0- 0	0- 0	0- 0	HOME	0- 0	0- 0	0- 0				
1- 7	0- 0	0- 0	AWAY	0- 2	0- 0	1- 5				
0- 0	0- 0	0- 0	NEUTRAL	0- 0	0- 0	0- 0				
3- 13	0- 0	0- 0	CONFERENCE	0- 2	0- 1	3- 10				
2- 5	0- 0	0- 0	HOME	0- 1	0- 1	2- 3				
1- 8	0- 0	0- 0	AWAY	0- 1	0- 0	1- 7				
0- 0	0- 0	0- 0	NEUTRAL	0- 0	0- 0	0- 0				

RPI 1-25				RPI 26-50				RPI 51-100				RPI 101+				Team's RPI: 337	
RPI	S	Opponent	Score	RPI	S	Opponent	Score	RPI	S	Opponent	Score	RPI	S	Opponent	Score		
								59	A	Virginia Tech	45	96	119	H	High Point	61	87
								81	A	Nebraska	64	87	190	A	UNC Asheville	53	56
								88	A	Radford	43	55	190	H	UNC Asheville	86	93
								88	H	Radford	41	82	201	A	Furman	67	78
												206	A	Campbell	41	61	
												207	A	Hampton	43	67	
												209	A	East Carolina	53	63	
												247	A	Gardner-Webb	72	92	
												291	A	South Carolina St.	66	71	
												293	A	Winthrop	76	50	
												293	H	Winthrop	58	49	
												294	A	Charleston So.	62	74	
												294	H	Charleston So.	75	78	
												319	A	Omaha	69	96	
												330	A	Presbyterian	54	70	
												330	H	Presbyterian	58	66	
												337	A	N.C. Central	82	63	
												339	A	Longwood	58	80	
												339	H	Longwood	72	67	
												340	A	Western Caro.	64	68	
LAST 12 Division I GAMES:																	
				88	A	Radford	43	55	206	A	Campbell	41	61				
				293	H	Winthrop	58	49	88	H	Radford	41	82				
				190	A	UNC Asheville	53	56	207	A	Hampton	43	67				
				330	H	Presbyterian	58	66	339	H	Longwood	72	67				
				339	A	Longwood	58	80	247	A	Gardner-Webb	72	92				
				294	A	Charleston So.	62	74	294	H	Charleston So.	75	78				

Non-Div I Games: Brevard 71 53 Converse 69 51 UNKNOWN 101 53

USC Upstate

Loss, Non-Conf, S Site, H Home A Away N Neutral

Average RPI Win:	202	WON-LOST	WINNING	LAST 10	STRENGTH OF	OPP. STRENGTH	TEAM	ADJ.	CONF.	ADJ CONF.
Average RPI Loss:	84	RECORD	PCT. RANK	GAMES	SCHEDULE	OF SCHEDULE	RPI	RPI	RPI	RPI
DIV. I ONLY	22- 6	34	1- 0	196	128	76	76	12	12	
DIV. I NON-CONF.	8- 3	72	0- 0	269	135	124	124	14	14	
TOTALS	RPI 1-25	RPI 26-50	W-L RECORDS	RPI 51-100	RPI 101-150	RPI 150+				
22- 6	0- 0	0- 1	OVERALL	2- 4	4- 1	16- 0				
11- 3	0- 0	0- 1	HOME	1- 2	3- 0	7- 0				
11- 3	0- 0	0- 0	AWAY	1- 2	1- 1	9- 0				
0- 0	0- 0	0- 0	NEUTRAL	0- 0	0- 0	0- 0				
8- 3	0- 0	0- 1	NON-CONFERENCE	1- 2	0- 0	7- 0				
3- 2	0- 0	0- 1	HOME	0- 1	0- 0	3- 0				
5- 1	0- 0	0- 0	AWAY	1- 1	0- 0	4- 0				
0- 0	0- 0	0- 0	NEUTRAL	0- 0	0- 0	0- 0				
14- 3	0- 0	0- 0	CONFERENCE	1- 2	4- 1	9- 0				
8- 1	0- 0	0- 0	HOME	1- 1	3- 0	4- 0				
6- 2	0- 0	0- 0	AWAY	0- 1	1- 1	5- 0				
0- 0	0- 0	0- 0	NEUTRAL	0- 0	0- 0	0- 0				

RPI S	Opponent	Score	RPI S	Opponent	Score	RPI S	Opponent	Score	RPI S	Opponent	Score
45	H Southern California	61 73	71	A Little Rock	65 68	108	H South Alabama	72 51			
			71	H Little Rock	61 62	132	A Georgia St.	48 50			
			91	A Fresno St.	61 70	132	H Georgia St.	69 45			
			92	A Houston	65 61	150	A Appalachian St.	72 65			
			93	H Troy	88 65	150	H Appalachian St.	99 94			
			96	H Arkansas	65 66	163	H Texas St.	68 53			
						168	A Oral Roberts	80 62			
						174	A Coastal Caro.	67 64			
						174	H Coastal Caro.	79 53			
						183	A Arkansas St.	100 73			
						183	H Arkansas St.	67 62			
						200	H Grambling	78 54			
						204	A SMU	66 41			
						250	A San Francisco	80 73			
						262	A Louisiana	76 61			
						271	H Jackson St.	99 63			
						287	A Ga. Southern	74 53			
						287	H Ga. Southern	81 48			
						303	A Incarnate Word	97 49			
						305	A La.-Monroe	60 56			
						308	H UTSA	53 48			
LAST 12 Division I GAMES:											
93	H Troy	88 65	174	A Coastal Caro.	67 64						
108	H South Alabama	72 51	163	H Texas St.	68 53						
305	A La.-Monroe	60 56	262	A Louisiana	76 61						
183	H Arkansas St.	67 62	132	H Georgia St.	69 45						
71	H Little Rock	61 62	287	H Ga. Southern	81 48						
150	A Appalachian St.	72 65	71	A Little Rock	65 68						

Non-Div I Games:

UT Arlington

■ Loss,
 ■ Non-Conf,
 ■ S Site,
 ■ Home
 ■ Away
 N Neutral

Average RPI Win:	245	WON-LOST	WINNING	LAST 10	STRENGTH OF	OPP. STRENGTH	TEAM	ADJ.	CONF.	ADJ CONF.
Average RPI Loss:	143	RECORD	PCT. RANK	GAMES	SCHEDULE	OF SCHEDULE	RPI	RPI	RPI	RPI
DIV. I ONLY	19- 8	66	1- 0	271	225	123	123	22	22	
DIV. I NON-CONF.	6- 3	91	0- 0	259	84	107	107	22	22	
TOTALS	RPI 1-25	RPI 26-50	W-L RECORDS	RPI 51-100	RPI 101-150	RPI 150+				
19- 8	0- 1	0- 0	OVERALL	1- 1	1- 3	17- 3				
12- 1	0- 0	0- 0	HOME	1- 0	1- 0	10- 1				
7- 7	0- 1	0- 0	AWAY	0- 1	0- 3	7- 2				
0- 0	0- 0	0- 0	NEUTRAL	0- 0	0- 0	0- 0				
6- 3	0- 1	0- 0	NON-CONFERENCE	0- 0	1- 2	5- 0				
4- 0	0- 0	0- 0	HOME	0- 0	1- 0	3- 0				
2- 3	0- 1	0- 0	AWAY	0- 0	0- 2	2- 0				
0- 0	0- 0	0- 0	NEUTRAL	0- 0	0- 0	0- 0				
13- 5	0- 0	0- 0	CONFERENCE	1- 1	0- 1	12- 3				
8- 1	0- 0	0- 0	HOME	1- 0	0- 0	7- 1				
5- 4	0- 0	0- 0	AWAY	0- 1	0- 1	5- 2				
0- 0	0- 0	0- 0	NEUTRAL	0- 0	0- 0	0- 0				

RPI 1-25				RPI 26-50				RPI 51-100				RPI 101+ Team's RPI: 123			
RPI	S	Opponent	Score	RPI	S	Opponent	Score	RPI	S	Opponent	Score	RPI	S	Opponent	Score
3	A	Louisville	62 102					60	A	Belmont	86 100	114	A	Northwestern	64 90
								60	H	Belmont	71 68	129	A	IUPUI	72 73
												131	A	Morehead St.	75 85
												147	H	Southern Ill.	95 94
												160	H	Tennessee Tech	76 80
												171	A	Chattanooga	81 79
												183	H	Arkansas St.	97 91
												212	H	Jacksonville St.	77 72
												233	A	SIUE	75 48
												233	H	SIUE	68 55
												238	A	Southeast Mo. St.	80 73
												238	H	Southeast Mo. St.	61 50
												259	A	Austin Peay	59 58
												259	H	Austin Peay	74 65
												260	A	Murray St.	73 76
												260	H	Murray St.	75 67
												283	H	Samford	89 68
												290	A	Eastern Ill.	71 77
												290	H	Eastern Ill.	90 66
												301	A	Tennessee St.	73 61
												301	H	Tennessee St.	83 60
												328	A	Lipscomb	62 53
												331	H	Mississippi Val.	110 51
												332	A	Eastern Ky.	87 61
LAST 12 Division I GAMES:															
301	H	Tennessee St.	83 60	160	H	Tennessee Tech	76 80	212	H	Jacksonville St.	77 72	60	A	Belmont	86 100
60	H	Belmont	71 68	259	A	Austin Peay	59 58	301	A	Tennessee St.	73 61	233	H	SIUE	68 55
260	A	Murray St.	73 76	238	H	Southeast Mo. St.	61 50	290	H	Eastern Ill.	90 66				

Non-Div I Games: Ala.-Huntsville 100 69 Christian Bros. 108 82

UT Martin

Loss, Non-Conf, S Site, H Home A Away N Neutral

Average RPI Win:	297	WON-LOST	WINNING	LAST 10	STRENGTH OF	OPP. STRENGTH	TEAM	ADJ.	CONF.	ADJ CONF.
Average RPI Loss:	138	RECORD	PCT. RANK	GAMES	SCHEDULE	OF SCHEDULE	RPI	RPI	RPI	RPI
DIV. I ONLY	7- 21	300	0- 1	135	220	274	274	14	14	
DIV. I NON-CONF.	3- 10	278	0- 0	159	312	293	293	17	17	
TOTALS	RPI 1-25	RPI 26-50	W-L RECORDS	RPI 51-100	RPI 101-150	RPI 150+				
7- 21	0- 0	0- 1	OVERALL	0- 4	0- 7	7- 9				
3- 11	0- 0	0- 0	HOME	0- 1	0- 4	3- 6				
3- 9	0- 0	0- 1	AWAY	0- 3	0- 2	3- 3				
1- 1	0- 0	0- 0	NEUTRAL	0- 0	0- 1	1- 0				
3- 10	0- 0	0- 0	NON-CONFERENCE	0- 2	0- 3	3- 5				
2- 5	0- 0	0- 0	HOME	0- 0	0- 2	2- 3				
0- 4	0- 0	0- 0	AWAY	0- 2	0- 0	0- 2				
1- 1	0- 0	0- 0	NEUTRAL	0- 0	0- 1	1- 0				
4- 11	0- 0	0- 1	CONFERENCE	0- 2	0- 4	4- 4				
1- 6	0- 0	0- 0	HOME	0- 1	0- 2	1- 3				
3- 5	0- 0	0- 1	AWAY	0- 1	0- 2	3- 1				
0- 0	0- 0	0- 0	NEUTRAL	0- 0	0- 0	0- 0				

RPI S	Opponent	Score	RPI S	Opponent	Score	RPI S	Opponent	Score	RPI S	Opponent	Score	Team's RPI: 274
29	A Rice	42 76	54	A New Mexico	51 69	103	A UAB	45 68	103	A UAB	48 74	
			67	H Middle Tenn.	49 79	103	H UAB	61 64	115	H Western Ky.	39 62	
			86	A Arizona	40 62	117	A Charlotte	61 89	130	H Portland St.	57 64	
			89	A Old Dominion	59 78	141	N Akron	65 69	142	H New Mexico St.	69 70	
						155	H Abilene Christian	45 66	162	A Tulsa	64 74	
						167	H Louisiana Tech	56 58	167	H Nicholls St.	60 63	
						170	H North Texas	84 72	170	H Arkansas St.	53 47	
						182	H Southern Miss.	70 44	182	H UTSA	73 60	
						183	H Marshall	77 73	187	H UTSA	60 55	
						199	A FIU	63 68	199	A Weber St.	77 51	
						226	N Western Ill.		304	A Fla. Atlantic		
						264	H CSU Bakersfield		308	A UTSA		
						304	A Fla. Atlantic		308	H UTSA		
						308	A UTSA		316	A FIU		
						316	A FIU		320	A Weber St.		
						304	A Fla. Atlantic		351	H Alcorn		

LAST 12 Division I GAMES:

103	A	UAB	45	68	115	H	Western Ky.	61	64
308	H	UTSA	77	73	199	H	Marshall	60	63
187	H	Southern Miss.	63	64	117	A	Charlotte	39	62
167	H	Louisiana Tech	64	74	89	A	Old Dominion	59	78
316	A	FIU	60	55	67	H	Middle Tenn.	49	79
304	A	Fla. Atlantic	70	44	103	H	UAB	48	74

Non-Div I Games:

UTEP

Average RPI Win: 286	WON-LOST	WINNING	LAST 10	STRENGTH OF	OPP. STRENGTH	TEAM	ADJ.	CONF.	ADJ CONF.
Average RPI Loss: 180	RECORD	PCT. RANK	GAMES	SCHEDULE	OF SCHEDULE	RPI	RPI	RPI	RPI
DIV. I ONLY	14- 12	154	1- 0	310	300	227	227	30	30
DIV. I NON-CONF.	4- 7	228	0- 0	171	161	212	212	30	30
TOTALS	RPI 1-25	RPI 26-50	W-L RECORDS	RPI 51-100	RPI 101-150	RPI 150+			
14- 12	0- 2	0- 1	OVERALL	0- 0	0- 2	14- 7			
8- 5	0- 0	0- 1	HOME	0- 0	0- 1	8- 3			
6- 7	0- 2	0- 0	AWAY	0- 0	0- 1	6- 4			
0- 0	0- 0	0- 0	NEUTRAL	0- 0	0- 0	0- 0			
4- 7	0- 2	0- 1	NON-CONFERENCE	0- 0	0- 0	4- 4			
2- 3	0- 0	0- 1	HOME	0- 0	0- 0	2- 2			
2- 4	0- 2	0- 0	AWAY	0- 0	0- 0	2- 2			
0- 0	0- 0	0- 0	NEUTRAL	0- 0	0- 0	0- 0			
10- 5	0- 0	0- 0	CONFERENCE	0- 0	0- 2	10- 3			
6- 2	0- 0	0- 0	HOME	0- 0	0- 1	6- 1			
4- 3	0- 0	0- 0	AWAY	0- 0	0- 1	4- 2			
0- 0	0- 0	0- 0	NEUTRAL	0- 0	0- 0	0- 0			

RPI 1-25				RPI 26-50				RPI 51-100				RPI 101+ Team's RPI: 227			
RPI	S	Opponent	Score	RPI	S	Opponent	Score	RPI	S	Opponent	Score	RPI	S	Opponent	Score
2	A	Baylor	37 98	32	H	Texas	66 81					142	A	New Mexico St.	63 71
18	A	Texas A&M	61 84									142	H	New Mexico St.	67 70
												191	H	Prairie View	57 50
												216	A	Massachusetts	70 74
												223	H	Texas Southern	55 69
												232	A	UMKC	75 56
												232	H	UMKC	67 64
												234	H	California Baptist	60 56
												256	A	A&M-Corpus Christi	70 57
												256	H	A&M-Corpus Christi	49 59
												262	H	Louisiana	75 60
												264	A	CSU Bakersfield	63 68
												264	H	CSU Bakersfield	64 56
												277	A	Utah Valley	57 72
												277	H	Utah Valley	55 57
												281	A	Canisius	57 53
												308	A	UTSA	58 61
												335	A	Grand Canyon	66 50
												335	H	Grand Canyon	49 42
												344	A	Seattle U	74 70
												344	H	Seattle U	69 56
												350	A	Chicago St.	71 55
												350	H	Chicago St.	84 38
LAST 12 Division I GAMES:															
232	H	UMKC	67 64	335	H	Grand Canyon	49 42								
350	H	Chicago St.	84 38	232	A	UMKC	75 56								
142	H	New Mexico St.	67 70	350	A	Chicago St.	71 55								
277	A	Utah Valley	57 72	142	A	New Mexico St.	63 71								
344	A	Seattle U	74 70	344	H	Seattle U	69 56								
264	H	CSU Bakersfield	64 56	277	H	Utah Valley	55 57								

Non-Div I Games: Texas Lutheran 82 38 UNKNOWN 74 43

UTRGV

Loss, Non-Conf, S Site, H Home A Away N Neutral

Average RPI Win: 233	WON-LOST	WINNING	LAST 10	STRENGTH OF	OPP. STRENGTH	TEAM	ADJ.	CONF.	ADJ CONF.
Average RPI Loss: 164	RECORD	PCT. RANK	GAMES	SCHEDULE	OF SCHEDULE	RPI	RPI	RPI	RPI
DIV. I ONLY	5- 20	318	0- 1	189	162	308	308	14	14
DIV. I NON-CONF.	3- 7	256	0- 0	222	223	296	296	17	17
TOTALS	RPI 1-25	RPI 26-50	W-L RECORDS	RPI 51-100	RPI 101-150	RPI 150+			
5- 20	0- 0	0- 2	OVERALL	0- 3	0- 5	5- 10			
4- 9	0- 0	0- 0	HOME	0- 1	0- 3	4- 5			
1- 10	0- 0	0- 2	AWAY	0- 2	0- 2	1- 4			
0- 1	0- 0	0- 0	NEUTRAL	0- 0	0- 0	0- 1			
3- 7	0- 0	0- 1	NON-CONFERENCE	0- 1	0- 2	3- 3			
3- 3	0- 0	0- 0	HOME	0- 0	0- 1	3- 2			
0- 3	0- 0	0- 1	AWAY	0- 1	0- 1	0- 0			
0- 1	0- 0	0- 0	NEUTRAL	0- 0	0- 0	0- 1			
2- 13	0- 0	0- 1	CONFERENCE	0- 2	0- 3	2- 7			
1- 6	0- 0	0- 0	HOME	0- 1	0- 2	1- 3			
1- 7	0- 0	0- 1	AWAY	0- 1	0- 1	1- 4			
0- 0	0- 0	0- 0	NEUTRAL	0- 0	0- 0	0- 0			

RPI 1-25			RPI 26-50			RPI 51-100			RPI 101+			Team's RPI: 308
RPI	S	Opponent	Score	RPI	S	Opponent	Score	RPI	S	Opponent	Score	
29	A	Rice	54 85	67	H	Middle Tenn.	52 72	103	H	UAB	42 59	
32	A	Texas	54 98	76	A	UT Arlington	48 53	115	H	Western Ky.	62 81	
				89	A	Old Dominion	47 72	117	A	Charlotte	54 66	
								129	H	IUPUI	50 58	
								137	A	Seton Hall	53 84	
								163	H	Texas St.	60 68	
								167	H	Louisiana Tech	70 68	
								173	H	Utah St.	56 62	
								182	A	North Texas	57 54	
								187	A	Southern Miss.	39 72	
								187	H	Southern Miss.	45 70	
								199	H	Marshall	72 79	
								227	H	UTRGV	61 58	
								269	H	San Diego	87 77	
								274	A	UTEP	73 77	
								274	H	UTEP	60 73	
								304	A	Fla. Atlantic	70 86	
								307	N	UMBC	58 72	
								316	A	FIU	40 51	
								320	H	Weber St.	66 59	
LAST 12 Division I GAMES:												
187	A	Southern Miss.	39 72	199	H	Marshall	72 79					
274	A	UTEP	73 77	115	H	Western Ky.	62 81					
167	H	Louisiana Tech	70 68	89	A	Old Dominion	47 72					
187	H	Southern Miss.	45 70	117	A	Charlotte	54 66					
304	A	Fla. Atlantic	70 86	103	H	UAB	42 59					
316	A	FIU	40 51	67	H	Middle Tenn.	52 72					

Non-Div I Games: Concordia (TX) 78 51 Tex. A&M-Kingsville 86 55

UTSA

Loss, Non-Conf, S Site, H Home A Away N Neutral

Average RPI Win:	174	WON-LOST	WINNING	LAST 10	STRENGTH OF	OPP. STRENGTH	TEAM	ADJ.	CONF.	ADJ CONF.
Average RPI Loss:	31	RECORD	PCT. RANK	GAMES	SCHEDULE	OF SCHEDULE	RPI	RPI	RPI	RPI
DIV. I ONLY	20- 8	59	1- 0	145	25	68	68	2	2	
DIV. I NON-CONF.	11- 0	1	1- 0	315	156	65	65	2	2	
TOTALS	RPI 1-25	RPI 26-50	W-L RECORDS	RPI 51-100	RPI 101-150	RPI 150+				
20- 8	1- 4	2- 3	OVERALL	1- 1	3- 0	13- 0				
13- 3	1- 1	2- 2	HOME	1- 0	2- 0	7- 0				
5- 5	0- 3	0- 1	AWAY	0- 1	1- 0	4- 0				
2- 0	0- 0	0- 0	NEUTRAL	0- 0	0- 0	2- 0				
11- 0	0- 0	1- 0	NON-CONFERENCE	0- 0	1- 0	9- 0				
7- 0	0- 0	1- 0	HOME	0- 0	1- 0	5- 0				
2- 0	0- 0	0- 0	AWAY	0- 0	0- 0	2- 0				
2- 0	0- 0	0- 0	NEUTRAL	0- 0	0- 0	2- 0				
9- 8	1- 4	1- 3	CONFERENCE	1- 1	2- 0	4- 0				
6- 3	1- 1	1- 2	HOME	1- 0	1- 0	2- 0				
3- 5	0- 3	0- 1	AWAY	0- 1	1- 0	2- 0				
0- 0	0- 0	0- 0	NEUTRAL	0- 0	0- 0	0- 0				

RPI 1-25				RPI 26-50				RPI 51-100				Team's RPI: 68		RPI 101+			
RPI	S	Opponent	Score	RPI	S	Opponent	Score	RPI	S	Opponent	Score			RPI	S	Opponent	Score
4	H	Stanford	75 68	30	A	UCLA	60 76	86	A	Arizona	55 66			113	H	Idaho St.	74 60
5	A	Oregon	65 87	30	H	UCLA	90 100	86	H	Arizona	80 64			143	A	Washington St.	72 68
16	A	Arizona St.	58 60	33	H	BYU	78 67							143	H	Washington St.	75 67
16	H	Arizona St.	63 65	39	H	California	87 74							151	H	Alabama	72 62
20	A	Oregon St.	63 71	45	H	Southern California	80 84							166	A	Washington	58 43
</																	

Average RPI Win: 224	WON-LOST	WINNING	LAST 10	STRENGTH OF	OPP. STRENGTH	TEAM	ADJ.	CONF.	ADJ CONF.
Average RPI Loss: 128	RECORD	PCT. RANK	GAMES	SCHEDULE	OF SCHEDULE	RPI	RPI	RPI	RPI
DIV. I ONLY	13- 14	186	1- 0	188	109	173	173	15	15
DIV. I NON-CONF.	4- 6	212	0- 0	211	29	208	208	13	13
TOTALS	RPI 1-25	RPI 26-50	W-L RECORDS	RPI 51-100	RPI 101-150	RPI 150+			
13- 14	0- 1	0- 2	OVERALL	2- 5	1- 0	10- 6			
6- 6	0- 1	0- 1	HOME	2- 2	0- 0	4- 2			
7- 6	0- 0	0- 0	AWAY	0- 3	1- 0	6- 3			
0- 2	0- 0	0- 1	NEUTRAL	0- 0	0- 0	0- 1			
4- 6	0- 1	0- 2	NON-CONFERENCE	0- 0	1- 0	3- 3			
1- 3	0- 1	0- 1	HOME	0- 0	0- 0	1- 1			
3- 1	0- 0	0- 0	AWAY	0- 0	1- 0	2- 1			
0- 2	0- 0	0- 1	NEUTRAL	0- 0	0- 0	0- 1			
9- 8	0- 0	0- 0	CONFERENCE	2- 5	0- 0	7- 3			
5- 3	0- 0	0- 0	HOME	2- 2	0- 0	3- 1			
4- 5	0- 0	0- 0	AWAY	0- 3	0- 0	4- 2			
0- 0	0- 0	0- 0	NEUTRAL	0- 0	0- 0	0- 0			

RPI 1-25				RPI 26-50				RPI 51-100				RPI 101+ Team's RPI: 173			
RPI	S	Opponent	Score	RPI	S	Opponent	Score	RPI	S	Opponent	Score	RPI	S	Opponent	Score
5	H	Oregon	58 88	33	H	BYU	57 62	54	A	New Mexico	56 74	143	A	Washington St.	72 61
				45	N	Southern California	46 55	54	H	New Mexico	64 68	169	N	Colorado	68 78
								56	A	Wyoming	35 53	175	A	Portland	54 61
								56	H	Wyoming	50 42	182	A	North Texas	57 41
								58	H	Boise St.	81 68	196	A	UNLV	56 77
								91	A	Fresno St.	59 70	241	A	Nevada	71 59
								91	H	Fresno St.	53 64	241	H	Nevada	79 76
												252	A	San Diego St.	65 52
												252	H	San Diego St.	54 56
												263	A	Colorado St.	72 53
												273	H	Long Beach St.	48 50
												277	H	Utah Valley	67 62
												292	A	Air Force	48 44
												292	H	Air Force	64 55
												302	A	San Jose St.	59 68
												302	H	San Jose St.	82 49
												308	A	UTSA	62 56
LAST 12 Division I GAMES:															
241	A	Nevada	71 59	252	H	San Diego St.	54 56								
252	A	San Diego St.	65 52	91	H	Fresno St.	53 64								
58	H	Boise St.	81 68	196	A	UNLV	56 77								
54	A	New Mexico	56 74	302	A	San Jose St.	59 68								
292	H	Air Force	64 55	54	H	New Mexico	64 68								
56	A	Wyoming	35 53	263	A	Colorado St.	72 53								

Non-Div I Games: Northern N.M. 106 35

Utah St.

■ Loss,
 ■ Non-Conf, S Site,
 ■ Home
 ■ Away
 N Neutral

Utah Valley

Through Games Of March 2, 2019

Average RPI Win:	292	WON-LOST	WINNING	LAST 10	STRENGTH OF	OPP. STRENGTH	TEAM	ADJ.	CONF.	ADJ CONF.
Average RPI Loss:	178	RECORD	PCT. RANK	GAMES	SCHEDULE	OF SCHEDULE	RPI	RPI	RPI	RPI
DIV. I ONLY	11- 13	199	0- 1	313	310	277	277	30	30	
DIV. I NON-CONF.	3- 7	256	0- 0	240	214	292	292	30	30	
TOTALS	RPI 1-25	RPI 26-50	W-L RECORDS	RPI 51-100	RPI 101-150	RPI 150+				
11- 13	0- 0	0- 1	OVERALL	0- 1	1- 3	10- 8				
8- 5	0- 0	0- 1	HOME	0- 0	1- 1	7- 3				
3- 8	0- 0	0- 0	AWAY	0- 1	0- 2	3- 5				
0- 0	0- 0	0- 0	NEUTRAL	0- 0	0- 0	0- 0				
3- 7	0- 0	0- 1	NON-CONFERENCE	0- 1	1- 1	2- 4				
3- 2	0- 0	0- 1	HOME	0- 0	1- 0	2- 1				
0- 5	0- 0	0- 0	AWAY	0- 1	0- 1	0- 3				
0- 0	0- 0	0- 0	NEUTRAL	0- 0	0- 0	0- 0				
8- 6	0- 0	0- 0	CONFERENCE	0- 0	0- 2	8- 4				
5- 3	0- 0	0- 0	HOME	0- 0	0- 1	5- 2				
3- 3	0- 0	0- 0	AWAY	0- 0	0- 1	3- 2				
0- 0	0- 0	0- 0	NEUTRAL	0- 0	0- 0	0- 0				

RPI S	Opponent	Score	RPI S	Opponent	Score	RPI S	Opponent	Score	RPI S	Opponent	Score	Team's RPI: 277
33	H BYU	51 77	68	A Utah	47 85	113	A Idaho St.	68 80	142	A New Mexico St.	52 58	
						142	H New Mexico St.	63 72	149	H UC Riverside	56 53	
						173	A Utah St.	62 67	175	H Portland	60 65	
						227	A UTRGV	57 55	227	H UTRGV	72 57	
						232	A UMKC	64 97	232	H UMKC	64 68	
						234	A California Baptist	54 83	234	H California Baptist	74 92	
						261	A Cal St. Fullerton	55 56	264	H CSU Bakersfield	78 70	
						279	A Southern Utah	59 60	297	H UC Santa Barbara	63 54	
						320	H Weber St.	65 59	335	H Grand Canyon	57 46	
						344	A Seattle U	58 55	344	H Seattle U	63 56	
						350	A Chicago St.	70 65	350	H Chicago St.	76 61	
LAST 12 Division I GAMES:												
234	H California Baptist	74 92	234	A California Baptist	54 83							
232	A UMKC	64 97	350	H Chicago St.	76 61							
350	A Chicago St.	70 65	232	H UMKC	64 68							
227	H UTRGV	72 57	142	A New Mexico St.	52 58							
142	H New Mexico St.	63 72	227	A UTRGV	57 55							
344	H Seattle U	63 56	344	A Seattle U	58 55							

Non-Div I Games: Ottawa (AZ) 90 61 La Verne 86 79 Arizona Christian 76 68

Utah Valley

Loss, Non-Conf, S Site, H Home A Away N Neutral

Average RPI Win:	213	WON-LOST	WINNING	LAST 10	STRENGTH OF	OPP. STRENGTH	TEAM	ADJ.	CONF.	ADJ CONF.
Average RPI Loss:	117	RECORD	PCT. RANK	GAMES	SCHEDULE	OF SCHEDULE	RPI	RPI	RPI	RPI
DIV. I ONLY	21- 8	56	1- 0	230	146	99	99	17	17	
DIV. I NON-CONF.	8- 5	119	0- 0	187	120	113	113	16	16	
TOTALS	RPI 1-25	RPI 26-50	W-L RECORDS	RPI 51-100	RPI 101-150	RPI 150+				
21- 8	0- 0	0- 1	OVERALL	1- 3	4- 2	16- 2				
12- 1	0- 0	0- 0	HOME	0- 1	3- 0	9- 0				
8- 6	0- 0	0- 1	AWAY	1- 2	1- 1	6- 2				
1- 1	0- 0	0- 0	NEUTRAL	0- 0	0- 1	1- 0				
8- 5	0- 0	0- 1	NON-CONFERENCE	1- 3	2- 1	5- 0				
4- 1	0- 0	0- 0	HOME	0- 1	2- 0	2- 0				
3- 3	0- 0	0- 1	AWAY	1- 2	0- 0	2- 0				
1- 1	0- 0	0- 0	NEUTRAL	0- 0	0- 1	1- 0				
13- 3	0- 0	0- 0	CONFERENCE	0- 0	2- 1	11- 2				
8- 0	0- 0	0- 0	HOME	0- 0	1- 0	7- 0				
5- 3	0- 0	0- 0	AWAY	0- 0	1- 1	4- 2				
0- 0	0- 0	0- 0	NEUTRAL	0- 0	0- 0	0- 0				

RPI 1-25				RPI 26-50				RPI 51-100				Team's RPI: 99		RPI 101+			
RPI	S	Opponent	Score	RPI	S	Opponent	Score	RPI	S	Opponent	Score		RPI	S	Opponent	Score	
34	A	North Carolina	47 59	80	A	Georgetown	47 45	110	A	Fordham	47 44						
				82	A	Cincinnati	54 66	116	H	Dayton	64 62						
				88	H	Radford	49 54	124	H	UNCW	58 47						
				89	A	Old Dominion	57 60	129	N	IUPUI	61 63						
								135	A	Duquesne	68 71						
								139	H	Wake Forest	53 40						
								153	H	Davidson	61 54						
								154	A	William & Mary	72 55						
								178	A	Saint Louis	60 76						
								178	H	Saint Louis	57 47						
								195	A	N.C. A&T	54 48						
								202	A	George Washington	48 57						
								213	A	George Mason	62 38						
								216	H	Massachusetts	52 48						
								236	A	Saint Joseph's	65 47						
								236	H	Saint Joseph's	59 40						
								257	A	St. Bonaventure	59 50						
								258	H	Rhode Island	74 39						
								268	A	Richmond	68 43						
								268	H	Richmond	58 37						
								282	H	La Salle	68 38						
								320	N	Weber St.	64 36						
								339	H	Longwood	84 55						
								341	H	Delaware St.	97 55						
LAST 12 Division I GAMES:																	
153	H	Davidson	61 54	257	A	St. Bonaventure	59 50										
178	A	Saint Louis	60 76	236	A	Saint Joseph's	65 47										
135	A	Duquesne	68 71	216	H	Massachusetts	52 48										
213	A	George Mason	62 38	178	H	Saint Louis	57 47										
116	H	Dayton	64 62	202	A	George Washington	48 57										
268	H	Richmond	58 37	258	H	Rhode Island	74 39										

Non-Div I Games:

VCU

Valparaiso

Through Games Of March 2, 2019

Average RPI Win:	286	WON-LOST	WINNING	LAST 10	STRENGTH OF	OPP. STRENGTH	TEAM	ADJ.	CONF.	ADJ CONF.
Average RPI Loss:	162	RECORD	PCT. RANK	GAMES	SCHEDULE	OF SCHEDULE	RPI	RPI	RPI	RPI
DIV. I ONLY	6- 22	311	0- 1	251	209	310	310	13	13	
DIV. I NON-CONF.	4- 8	241	0- 0	333	313	329	329	15	15	
TOTALS	RPI 1-25	RPI 26-50	W-L RECORDS	RPI 51-100	RPI 101-150	RPI 150+				
6- 22	0- 2	0- 1	OVERALL	0- 5	0- 3	6- 11				
3- 11	0- 1	0- 1	HOME	0- 3	0- 1	3- 5				
2- 11	0- 1	0- 0	AWAY	0- 2	0- 2	2- 6				
1- 0	0- 0	0- 0	NEUTRAL	0- 0	0- 0	1- 0				
4- 8	0- 0	0- 1	NON-CONFERENCE	0- 1	0- 1	4- 5				
1- 5	0- 0	0- 1	HOME	0- 1	0- 0	1- 3				
2- 3	0- 0	0- 0	AWAY	0- 0	0- 1	2- 2				
1- 0	0- 0	0- 0	NEUTRAL	0- 0	0- 0	1- 0				
2- 14	0- 2	0- 0	CONFERENCE	0- 4	0- 2	2- 6				
2- 6	0- 1	0- 0	HOME	0- 2	0- 1	2- 2				
0- 8	0- 1	0- 0	AWAY	0- 2	0- 1	0- 4				
0- 0	0- 0	0- 0	NEUTRAL	0- 0	0- 0	0- 0				

RPI 1-25				RPI 26-50				RPI 51-100				RPI 101+ Team's RPI: 310			
RPI	S	Opponent	Score	RPI	S	Opponent	Score	RPI	S	Opponent	Score	RPI	S	Opponent	Score
22	A	Drake	53 84	48	H	Miami (OH)	47 68	62	A	Missouri St.	63 108	131	A	Morehead St.	62 68
22	H	Drake	62 88					62	H	Missouri St.	58 77	147	A	Southern Ill.	65 87
								85	H	Toledo	59 65	147	H	Southern Ill.	47 58
								94	A	UNI	52 71	157	A	Bradley	76 87
								94	H	UNI	56 64	157	H	Bradley	76 73
												159	H	Illinois St.	67 70
												210	A	Illinois	54 73
												215	A	Indiana St.	59 67
												215	H	Indiana St.	82 86
												217	H	Bowling Green	72 79
												239	H	North Dakota	56 62
												242	A	Loyola Chicago	54 80
												255	N	St. Francis Brooklyn	78 76
												290	H	Eastern Ill.	62 60
												323	H	North Dakota St.	48 51
												329	A	Evansville	65 77
												329	H	Evansville	93 49
												334	A	Purdue Fort Wayne	68 64
												336	A	UIC	65 75
												350	A	Chicago St.	76 70
LAST 12 Division I GAMES:															
157	A	Bradley	76 87	22	H	Drake	62 88								
147	H	Southern Ill.	47 58	159	H	Illinois St.	67 70								
62	H	Missouri St.	58 77	157	H	Bradley	76 73								
215	A	Indiana St.	59 67	62	A	Missouri St.	63 108								
329	A	Evansville	65 77	147	A	Southern Ill.	65 87								
94	H	UNI	56 64	329	H	Evansville	93 49								

Non-Div I Games:

Valparaiso

■ Loss,
 ■ Non-Conf,
 ■ S Site,
 ■ Home
 ■ A Away
 N Neutral

Average RPI Win:	239	WON-LOST	WINNING	LAST 10	STRENGTH OF	OPP. STRENGTH	TEAM	ADJ.	CONF.	ADJ CONF.
Average RPI Loss:	61	RECORD	PCT. RANK	GAMES	SCHEDULE	OF SCHEDULE	RPI	RPI	RPI	RPI
DIV. I ONLY	7- 21	300	1- 0	26	51	177	177	5	5	
DIV. I NON-CONF.	5- 8	224	0- 0	73	78	178	178	5	5	
TOTALS	RPI 1-25	RPI 26-50	W-L RECORDS	RPI 51-100	RPI 101-150	RPI 150+				
7- 21	0- 9	0- 3	OVERALL	1- 6	0- 0	6- 3				
5- 8	0- 2	0- 1	HOME	0- 3	0- 0	5- 2				
2- 10	0- 5	0- 2	AWAY	1- 2	0- 0	1- 1				
0- 3	0- 2	0- 0	NEUTRAL	0- 1	0- 0	0- 0				
5- 8	0- 4	0- 1	NON-CONFERENCE	0- 2	0- 0	5- 1				
4- 2	0- 1	0- 0	HOME	0- 0	0- 0	4- 1				
1- 3	0- 1	0- 1	AWAY	0- 1	0- 0	1- 0				
0- 3	0- 2	0- 0	NEUTRAL	0- 1	0- 0	0- 0				
2- 13	0- 5	0- 2	CONFERENCE	1- 4	0- 0	1- 2				
1- 6	0- 1	0- 1	HOME	0- 3	0- 0	1- 1				
1- 7	0- 4	0- 1	AWAY	1- 1	0- 0	0- 1				
0- 0	0- 0	0- 0	NEUTRAL	0- 0	0- 0	0- 0				

RPI S	Opponent	Score	RPI S	Opponent	Score	RPI S	Opponent	Score	RPI S	Opponent	Score	Team's RPI: 177
6 N	UConn	42 80	27 A	Missouri	46 69	63 A	Tennessee	76 69	151 H	Alabama	65 84	
8 A	NC State	54 74	35 A	Kansas St.	61 72	63 H	Tennessee	65 82	179 H	North Ala.	71 74	
9 A	Mississippi St.	70 86	50 H	Auburn	70 72	64 H	LSU	68 79	214 A	Ole Miss	60 65	
15 A	South Carolina	69 80				67 A	Middle Tenn.	58 65	214 H	Ole Miss	80 68	
18 A	Texas A&M	53 69				95 N	Creighton	55 75	222 A	Ball St.	60 43	
18 H	Texas A&M	43 50				96 A	Arkansas	62 83	259 H	Austin Peay	99 70	
19 N	Miami (FL)	65 90				98 H	Georgia	64 71	283 H	Samford	77 52	
21 A	Kentucky	55 77							301 H	Tennessee St.	89 63	
25 H	Central Mich.	57 66							330 H	Presbyterian	78 43	
LAST 12 Division I GAMES:												
63 A	Tennessee	76 69	63 H	Tennessee	65 82							
9 A	Mississippi St.	70 86	18 A	Texas A&M	53 69							
151 H	Alabama	65 84	15 A	South Carolina	69 80							
64 H	LSU	68 79	214 H	Ole Miss	80 68							
214 A	Ole Miss	60 65	50 H	Auburn	70 72							
27 A	Missouri	46 69	96 A	Arkansas	62 83							

Non-Div I Games:

Vanderbilt

■ Loss,
■ Non-Conf, S Site,
■ Home
■ Away
N Neutral

Average RPI Win: 288	WON-LOST	WINNING	LAST 10	STRENGTH OF	OPP. STRENGTH	TEAM	ADJ.	CONF.	ADJ CONF.
Average RPI Loss: 167	RECORD	PCT. RANK	GAMES	SCHEDULE	OF SCHEDULE	RPI	RPI	RPI	RPI
DIV. I ONLY	10- 17	244	0- 1	253	285	278	278	23	23
DIV. I NON-CONF.	3- 8	267	0- 1	229	302	298	298	25	25
TOTALS	RPI 1-25	RPI 26-50	W-L RECORDS	RPI 51-100	RPI 101-150	RPI 150+			
10- 17	0- 0	0- 0	OVERALL	0- 3	0- 6	10- 8			
6- 9	0- 0	0- 0	HOME	0- 2	0- 3	6- 4			
4- 8	0- 0	0- 0	AWAY	0- 1	0- 3	4- 4			
0- 0	0- 0	0- 0	NEUTRAL	0- 0	0- 0	0- 0			
3- 8	0- 0	0- 0	NON-CONFERENCE	0- 1	0- 2	3- 5			
2- 5	0- 0	0- 0	HOME	0- 1	0- 1	2- 3			
1- 3	0- 0	0- 0	AWAY	0- 0	0- 1	1- 2			
0- 0	0- 0	0- 0	NEUTRAL	0- 0	0- 0	0- 0			
7- 9	0- 0	0- 0	CONFERENCE	0- 2	0- 4	7- 3			
4- 4	0- 0	0- 0	HOME	0- 1	0- 2	4- 1			
3- 5	0- 0	0- 0	AWAY	0- 1	0- 2	3- 2			
0- 0	0- 0	0- 0	NEUTRAL	0- 0	0- 0	0- 0			

RPI S	Opponent	Score	RPI S	Opponent	Score	RPI S	Opponent	Score	RPI S	Opponent	Score	Team's RPI: 278
						57	A Maine	45 66	112	A Hartford	32 61	
						57	H Maine	51 63	112	H Hartford	48 76	
						74	H Drexel	44 60	125	H Yale	55 58	
									127	A South Fla.	55 102	
									140	A Stony Brook	48 58	
									140	H Stony Brook	61 67	
									156	A Kansas	36 77	
									172	H Rider	54 49	
									186	H Holy Cross	40 65	
									197	H Dartmouth	42 66	
									244	A Albany (NY)	40 65	
									244	H Albany (NY)	52 39	
									246	A Binghamton	58 57	
									246	H Binghamton	50 59	
									258	H Rhode Island	58 61	
									281	A Canisius	46 67	
									307	A UMBC	58 44	
									307	H UMBC	58 50	
									311	H Wagner	56 54	
									321	A New Hampshire	51 50	
									321	H New Hampshire	69 60	
									322	A UMass Lowell	51 54	
									322	H UMass Lowell	52 42	
									326	A NJIT	71 63	
LAST 12 Division I GAMES:												
			74	H Drexel	44 60		244	A Albany (NY)	40 65			
			140	A Stony Brook	48 58		57	A Maine	45 66			
			246	H Binghamton	50 59		322	H UMass Lowell	52 42			
			307	H UMBC	58 50		140	H Stony Brook	61 67			
			112	H Hartford	48 76		307	A UMBC	58 44			
			321	A New Hampshire	51 50		246	A Binghamton	58 57			

Non-Div I Games: Norwich 78 28

Vermont

■ Loss,
 ■ Non-Conf, S Site,
 ■ Home
 ■ Away
 N Neutral

Average RPI Win:	139	WON-LOST	WINNING	LAST 10	STRENGTH OF	OPP. STRENGTH	TEAM	ADJ.	CONF.	ADJ CONF.
Average RPI Loss:	52	RECORD	PCT. RANK	GAMES	SCHEDULE	OF SCHEDULE	RPI	RPI	RPI	RPI
DIV. I ONLY	18- 10	97	1- 0	46	50	43	43	6	6	
DIV. I NON-CONF.	9- 2	43	0- 0	54	61	20	20	4	4	
TOTALS	RPI 1-25	RPI 26-50	W-L RECORDS	RPI 51-100	RPI 101-150	RPI 150+				
18- 10	0- 5	0- 0	OVERALL	6- 3	6- 2	6- 0				
10- 4	0- 2	0- 0	HOME	4- 1	3- 1	3- 0				
8- 5	0- 3	0- 0	AWAY	2- 1	3- 1	3- 0				
0- 1	0- 0	0- 0	NEUTRAL	0- 1	0- 0	0- 0				
9- 2	0- 1	0- 0	NON-CONFERENCE	3- 1	2- 0	4- 0				
5- 0	0- 0	0- 0	HOME	2- 0	1- 0	2- 0				
4- 1	0- 1	0- 0	AWAY	1- 0	1- 0	2- 0				
0- 1	0- 0	0- 0	NEUTRAL	0- 1	0- 0	0- 0				
9- 8	0- 4	0- 0	CONFERENCE	3- 2	4- 2	2- 0				
5- 4	0- 2	0- 0	HOME	2- 1	2- 1	1- 0				
4- 4	0- 2	0- 0	AWAY	1- 1	2- 1	1- 0				
0- 0	0- 0	0- 0	NEUTRAL	0- 0	0- 0	0- 0				

RPI 1-25				RPI 26-50				Team's RPI: 43				RPI 51-100				RPI 101+			
RPI	S	Opponent	Score	RPI	S	Opponent	Score	RPI	S	Opponent	Score	RPI	S	Opponent	Score	RPI	S	Opponent	Score
12	A	Marquette	55 93									55	H	Princeton	67 46	104	A	St. John's (NY)	73 57
12	H	Marquette	55 91									59	N	Virginia Tech	59 61	104	H	St. John's (NY)	62 66
17	A	UCF	56 71									61	A	Penn	58 50	112	H	Hartford	59 41
24	A	DePaul	70 93									66	H	Butler	55 63	121	A	Providence	61 67
24	H	DePaul	59 66									80	A	Georgetown	63 68	121	H	Providence	53 33
												80	H	Georgetown	91 43	137	A	Seton Hall	70 66
												95	A	Creighton	54 52	137	H	Seton Hall	73 68
												95	H	Creighton	67 62	138	A	Lehigh	70 48
												98	H	Georgia	62 56	165	H	Temple	76 68
																193	A	Xavier	68 63
																193	H	Xavier	75 71
																202	A	George Washington	60 45
																236	A	Saint Joseph's	47 35
																282	H	La Salle	81 68
LAST 12 Division I GAMES:																			
193	A	Xavier	68 63	95	H	Creighton	67 62												
137	H	Seton Hall	73 68	121	H	Providence	53 33												
104	H	St. John's (NY)	62 66	104	A	St. John's (NY)	73 57												
80	H	Georgetown	91 43	137	A	Seton Hall	70 66												
12	A	Marquette	55 93	80	A	Georgetown	63 68												
24	A	DePaul	70 93	61	A	Penn	58 50												

Non-Div I Games:

Villanova

Virginia

Through Games Of March 2, 2019

Average RPI Win:	123	WON-LOST	WINNING	LAST 10	STRENGTH OF	OPP. STRENGTH	TEAM	ADJ.	CONF.	ADJ CONF.
Average RPI Loss:	51	RECORD	PCT. RANK	GAMES	SCHEDULE	OF SCHEDULE	RPI	RPI	RPI	RPI
DIV. I ONLY	11- 17	232	0- 1	3	18	101	101	1	1	
DIV. I NON-CONF.	6- 7	172	0- 0	20	67	104	104	1	1	
TOTALS	RPI 1-25	RPI 26-50	W-L RECORDS	RPI 51-100	RPI 101-150	RPI 150+				
11- 17	0- 9	1- 2	OVERALL	4- 3	4- 1	2- 2				
8- 8	0- 5	1- 0	HOME	3- 1	2- 1	2- 1				
2- 8	0- 4	0- 2	AWAY	1- 2	1- 0	0- 0				
1- 1	0- 0	0- 0	NEUTRAL	0- 0	1- 0	0- 1				
6- 7	0- 3	0- 1	NON-CONFERENCE	2- 1	2- 0	2- 2				
4- 4	0- 2	0- 0	HOME	1- 1	1- 0	2- 1				
1- 2	0- 1	0- 1	AWAY	1- 0	0- 0	0- 0				
1- 1	0- 0	0- 0	NEUTRAL	0- 0	1- 0	0- 1				
5- 10	0- 6	1- 1	CONFERENCE	2- 2	2- 1	0- 0				
4- 4	0- 3	1- 0	HOME	2- 0	1- 1	0- 0				
1- 6	0- 3	0- 1	AWAY	0- 2	1- 0	0- 0				
0- 0	0- 0	0- 0	NEUTRAL	0- 0	0- 0	0- 0				

RPI 1-25				RPI 26-50				RPI 51-100				RPI 101+ Team's RPI: 101			
RPI	S	Opponent	Score	RPI	S	Opponent	Score	RPI	S	Opponent	Score	RPI	S	Opponent	Score
3	A	Louisville	43 91	34	A	North Carolina	53 70	53	A	Clemson	65 71	117	H	Charlotte	65 61
3	H	Louisville	49 71	40	A	Michigan St.	66 91	59	A	Virginia Tech	45 63	120	H	Boston College	79 77
8	H	NC State	38 66	44	H	Georgia Tech	53 45	59	H	Virginia Tech	62 58	122	A	Pittsburgh	74 57
9	H	Mississippi St.	44 72					77	H	American	57 54	127	N	South Fla.	74 67
10	A	Syracuse	68 72					84	H	Duke	53 47	139	H	Wake Forest	42 52
19	A	Miami (FL)	59 72					88	H	Radford	44 57	151	N	Alabama	52 64
21	A	Kentucky	51 63					89	A	Old Dominion	73 67	178	H	Saint Louis	65 67
23	H	Florida St.	61 63									195	H	N.C. A&T	67 57
25	H	Central Mich.	61 74									315	H	Coppin St.	55 41
LAST 12 Division I GAMES:															
59	A	Virginia Tech	45 63	19	A	Miami (FL)	59 72								
44	H	Georgia Tech	53 45	10	A	Syracuse	68 72								
3	H	Louisville	49 71	139	H	Wake Forest	42 52								
34	A	North Carolina	53 70	122	A	Pittsburgh	74 57								
84	H	Duke	53 47	3	A	Louisville	43 91								
120	H	Boston College	79 77	8	H	NC State	38 66								

Non-Div I Games:

Virginia

■ Loss,
■ Non-Conf,
■ S Site,
■ H Home
■ A Away
N Neutral

Virginia Tech

Through Games Of March 2, 2019

Average RPI Win:	160	WON-LOST	WINNING	LAST 10	STRENGTH OF	OPP. STRENGTH	TEAM	ADJ.	CONF.	ADJ CONF.
Average RPI Loss:	30	RECORD	PCT. RANK	GAMES	SCHEDULE	OF SCHEDULE	RPI	RPI	RPI	RPI
DIV. I ONLY	18- 10	97	1- 0	57	20	59	59	1	1	
DIV. I NON-CONF.	13- 0	1	0- 0	237	153	30	30	1	1	
TOTALS	RPI 1-25	RPI 26-50	W-L RECORDS	RPI 51-100	RPI 101-150	RPI 150+				
18- 10	1- 6	2- 2	OVERALL	3- 1	4- 1	8- 0				
10- 5	1- 4	1- 1	HOME	1- 0	1- 0	6- 0				
4- 5	0- 2	0- 1	AWAY	1- 1	2- 1	1- 0				
4- 0	0- 0	1- 0	NEUTRAL	1- 0	1- 0	1- 0				
13- 0	0- 0	2- 0	NON-CONFERENCE	2- 0	1- 0	8- 0				
8- 0	0- 0	1- 0	HOME	1- 0	0- 0	6- 0				
1- 0	0- 0	0- 0	AWAY	0- 0	0- 0	1- 0				
4- 0	0- 0	1- 0	NEUTRAL	1- 0	1- 0	1- 0				
5- 10	1- 6	0- 2	CONFERENCE	1- 1	3- 1	0- 0				
2- 5	1- 4	0- 1	HOME	0- 0	1- 0	0- 0				
3- 5	0- 2	0- 1	AWAY	1- 1	2- 1	0- 0				
0- 0	0- 0	0- 0	NEUTRAL	0- 0	0- 0	0- 0				

RPI 1-25				RPI 26-50				RPI 51-100				Team's RPI: 59		RPI 101+			
RPI	S	Opponent	Score	RPI	S	Opponent	Score	RPI	S	Opponent	Score		RPI	S	Opponent	Score	
1	H	Notre Dame	51 80	26	H	Rutgers	67 51	53	A	Clemson	66 73		101	A	Virginia	58 62	
3	H	Louisville	63 72	34	H	North Carolina	69 81	75	N	Ohio St.	81 73		101	H	Virginia	63 45	
8	A	NC State	61 70	43	N	Villanova	61 59	84	A	Duke	64 57		116	N	Dayton	69 57	
10	H	Syracuse	73 75	44	A	Georgia Tech	68 76	88	H	Radford	55 44		120	A	Boston College	95 86	
19	A	Miami (FL)	61 68										122	A	Pittsburgh	74 58	
19	H	Miami (FL)	73 65										171	H	Chattanooga	74 59	
23	H	Florida St.	54 56										208	A	Liberty	72 61	
													230	H	Monmouth	82 49	
													239	H	Mt. St. Mary's	83 51	
													268	N	Richmond	85 57	
													287	H	Ga. Southern	78 49	
													337	H	USC Upstate	96 45	
													339	H	Longwood	93 39	
LAST 12 Division I GAMES:																	
				101	H	Virginia	63 45	120	A	Boston College	95 86						
				53	A	Clemson	66 73	122	A	Pittsburgh	74 58						
				19	H	Miami (FL)	73 65	23	H	Florida St.	54 56						
				44	A	Georgia Tech	68 76	34	H	North Carolina	69 81						
				84	A	Duke	64 57	8	A	NC State	61 70						
				3	H	Louisville	63 72	1	H	Notre Dame	51 80						

Non-Div I Games:

Virginia Tech

■ Loss,
 ■ Non-Conf,
 ■ S Site,
 ■ H Home
 ■ A Away
 N Neutral

W
a
g
n
e
rW
a
g
n
e
r

Wagner

Page 335

Wake Forest

Through Games Of March 2, 2019

Average RPI Win:	163	WON-LOST	WINNING	LAST 10	STRENGTH OF	OPP. STRENGTH	TEAM	ADJ.	CONF.	ADJ CONF.
Average RPI Loss:	65	RECORD	PCT. RANK	GAMES	SCHEDULE	OF SCHEDULE	RPI	RPI	RPI	RPI
DIV. I ONLY	10- 18	253	0- 1	16	54	139	139	1	1	
DIV. I NON-CONF.	9- 4	85	0- 0	56	290	79	79	1	1	
TOTALS	RPI 1-25	RPI 26-50	W-L RECORDS	RPI 51-100	RPI 101-150	RPI 150+				
10- 18	0- 7	1- 3	OVERALL	0- 4	5- 2	4- 2				
7- 10	0- 3	1- 2	HOME	0- 2	3- 2	3- 1				
2- 8	0- 4	0- 1	AWAY	0- 2	2- 0	0- 1				
1- 0	0- 0	0- 0	NEUTRAL	0- 0	0- 0	1- 0				
9- 4	0- 0	1- 1	NON-CONFERENCE	0- 1	4- 0	4- 2				
7- 2	0- 0	1- 1	HOME	0- 0	3- 0	3- 1				
1- 2	0- 0	0- 0	AWAY	0- 1	1- 0	0- 1				
1- 0	0- 0	0- 0	NEUTRAL	0- 0	0- 0	1- 0				
1- 14	0- 7	0- 2	CONFERENCE	0- 3	1- 2	0- 0				
0- 8	0- 3	0- 1	HOME	0- 2	0- 2	0- 0				
1- 6	0- 4	0- 1	AWAY	0- 1	1- 0	0- 0				
0- 0	0- 0	0- 0	NEUTRAL	0- 0	0- 0	0- 0				

RPI S Opponent	Score	RPI S Opponent	Score	RPI S Opponent	Score	RPI S Opponent	Score	Team's RPI: 139
1 A Notre Dame	48 78	34 A North Carolina	61 84	53 H Clemson	53 69	101 A Virginia	52 42	
3 H Louisville	49 73	36 H James Madison	50 49	84 A Duke	52 66	104 H St. John's (NY)	64 59	
8 A NC State	46 80	44 H Georgia Tech	46 60	84 H Duke	44 55	106 H Towson	60 53	
8 H NC State	50 59	50 H Indiana	73 87	99 A VCU	40 53	117 A Charlotte	69 43	
10 A Syracuse	57 77					120 H Boston College	64 65	
19 H Miami (FL)	57 72					122 H Pittsburgh	64 70	
23 A Florida St.	61 85					136 H Mercer	69 54	
						188 H UMES	78 67	
						193 H Xavier	50 62	
						209 A East Carolina	61 70	
						268 H Richmond	62 48	
						280 H Norfolk St.	63 61	
						291 N South Carolina St.	58 44	
LAST 12 Division I GAMES:								
122 H Pittsburgh	64 70	23 A Florida St.	61 85					
84 H Duke	44 55	8 H NC State	50 59					
8 A NC State	46 80	101 A Virginia	52 42					
10 A Syracuse	57 77	84 A Duke	52 66					
44 H Georgia Tech	46 60	3 H Louisville	49 73					
53 H Clemson	53 69	34 A North Carolina	61 84					

Non-Div I Games:

Wake Forest

■ Loss,
 ■ Non-Conf,
 ■ S Site,
 ■ H Home
 ■ A Away
 N Neutral

Washington

Through Games Of March 2, 2019

Average RPI Win:	193	WON-LOST	WINNING	LAST 10	STRENGTH OF	OPP. STRENGTH	TEAM	ADJ.	CONF.	ADJ CONF.
Average RPI Loss:	58	RECORD	PCT. RANK	GAMES	SCHEDULE	OF SCHEDULE	RPI	RPI	RPI	RPI
DIV. I ONLY	9- 19	268	0- 1	32	56	166	166	2	2	
DIV. I NON-CONF.	7- 5	132	0- 1	90	189	128	128	2	2	
TOTALS	RPI 1-25	RPI 26-50	W-L RECORDS	RPI 51-100	RPI 101-150	RPI 150+				
9- 19	0- 6	0- 5	OVERALL	2- 4	0- 3	7- 1				
6- 8	0- 3	0- 1	HOME	1- 3	0- 1	5- 0				
2- 9	0- 3	0- 3	AWAY	0- 1	0- 1	2- 1				
1- 2	0- 0	0- 1	NEUTRAL	1- 0	0- 1	0- 0				
7- 5	0- 1	0- 1	NON-CONFERENCE	2- 1	0- 1	5- 1				
5- 2	0- 1	0- 0	HOME	1- 1	0- 0	4- 0				
1- 1	0- 0	0- 0	AWAY	0- 0	0- 0	1- 1				
1- 2	0- 0	0- 1	NEUTRAL	1- 0	0- 1	0- 0				
2- 14	0- 5	0- 4	CONFERENCE	0- 3	0- 2	2- 0				
1- 6	0- 2	0- 1	HOME	0- 2	0- 1	1- 0				
1- 8	0- 3	0- 3	AWAY	0- 1	0- 1	1- 0				
0- 0	0- 0	0- 0	NEUTRAL	0- 0	0- 0	0- 0				

RPI	S	Opponent	Score	RPI	S	Opponent	Score	RPI	S	Opponent	Score	RPI	S	Opponent	Score	Team's RPI: 166
4	A	Stanford	54 91	30	A	UCLA	60 76	58	H	Boise St.	69 73	110	N	Fordham	57 65	
5	A	Oregon	71 84	39	A	California	70 79	68	A	Utah	56 88	143	A	Washington St.	61 94	
5	H	Oregon	57 76	39	H	California	65 71	68	H	Utah	43 58	143	H	Washington St.	76 79	
9	H	Mississippi St.	56 103	45	A	Southern California	57 82	75	H	Ohio St.	69 59	161	A	Tulane	51 63	
20	A	Oregon St.	67 78	46	N	Michigan	73 80	84	N	Duke	71 64	169	A	Colorado	60 46	
20	H	Oregon St.	39 86					86	H	Arizona	59 69	169	H	Colorado	68 58	
												181	H	Montana	69 54	
												213	H	George Mason	81 52	
												243	H	Northern Ariz.	81 59	
												261	H	Cal St. Fullerton	83 74	
												344	A	Seattle U	69 58	
LAST 12 Division I GAMES:																
58	H	Boise St.	69 73	143	A	Washington St.	61 94									
46	N	Michigan	73 80	86	H	Arizona	59 69									
110	N	Fordham	57 65	30	A	UCLA	60 76									
39	H	California	65 71	45	A	Southern California	57 82									
169	A	Colorado	60 46	5	H	Oregon	57 76									
68	A	Utah	56 88	20	H	Oregon St.	39 86									

Non-Div I Games:

Washington

■ Loss,
■ Non-Conf,
■ S Site,
■ H Home
■ A Away
N Neutral

Average RPI Win:	160	WON-LOST	WINNING	LAST 10	STRENGTH OF	OPP. STRENGTH	TEAM	ADJ.	CONF.	ADJ CONF.
Average RPI Loss:	58	RECORD	PCT. RANK	GAMES	SCHEDULE	OF SCHEDULE	RPI	RPI	RPI	RPI
DIV. I ONLY	9- 19	268	1- 0	15	31	143	143	2	2	
DIV. I NON-CONF.	5- 6	177	1- 0	72	114	166	166	2	2	
TOTALS	RPI 1-25	RPI 26-50	W-L RECORDS	RPI 51-100	RPI 101-150	RPI 150+				
9- 19	0- 8	0- 3	OVERALL	3- 4	0- 1	6- 3				
6- 8	0- 4	0- 0	HOME	3- 3	0- 0	3- 1				
1- 10	0- 4	0- 3	AWAY	0- 1	0- 1	1- 1				
2- 1	0- 0	0- 0	NEUTRAL	0- 0	0- 0	2- 1				
5- 6	0- 1	0- 0	NON-CONFERENCE	2- 2	0- 1	3- 2				
3- 3	0- 0	0- 0	HOME	2- 2	0- 0	1- 1				
0- 2	0- 1	0- 0	AWAY	0- 0	0- 1	0- 0				
2- 1	0- 0	0- 0	NEUTRAL	0- 0	0- 0	2- 1				
4- 13	0- 7	0- 3	CONFERENCE	1- 2	0- 0	3- 1				
3- 5	0- 4	0- 0	HOME	1- 1	0- 0	2- 0				
1- 8	0- 3	0- 3	AWAY	0- 1	0- 0	1- 1				
0- 0	0- 0	0- 0	NEUTRAL	0- 0	0- 0	0- 0				

RPI	S	Opponent	Score	RPI	S	Opponent	Score	RPI	S	Opponent	Score	RPI	S	Opponent	Score	Team's RPI: 143
4	A	Stanford	64 85	30	A	UCLA	56 83	52	H	Saint Mary's (CA)	64 70	145	A	CSUN	52 65	
4	H	Stanford	42 67	39	A	California	63 77	58	H	Boise St.	95 71	156	N	Kansas	63 71	
5	A	Oregon	58 98	45	A	Southern California	73 81	68	A	Utah	67 75	166	A	Washington	79 76	
5	H	Oregon	64 79					68	H	Utah	68 72	166	H	Washington	94 61	
13	A	Gonzaga	53 76					79	H	UC Davis	62 75	169	A	Colorado	61 72	
16	H	Arizona St.	46 61					81	H	Nebraska	87 84	169	H	Colorado	74 48	
20	A	Oregon St.	69 76					86	H	Arizona	90 88	173	H	Utah St.	61 72	
20	H	Oregon St.	35 52									212	N	Jacksonville St.	64 51	
												250	H	San Francisco	91 61	
												253	N	Wichita St.	85 59	
LAST 12 Division I GAMES:																
253	N	Wichita St.	85 59	86	H	Arizona	90 88	16	H	Arizona St.	46 61					
212	N	Jacksonville St.	64 51	45	A	Southern California	73 81	30	A	UCLA	56 83					
4	H	Stanford	42 67	20	H	Oregon St.	35 52	5	H	Oregon	64 79					
68	A	Utah	67 75													
169	A	Colorado	61 72													
166	H	Washington	94 61													

Non-Div I Games:

Washington St.

■ Loss,
 ■ Non-Conf,
 ■ S Site,
 ■ H Home
 ■ A Away
 N Neutral

Average RPI Win:	241	WON-LOST	WINNING	LAST 10	STRENGTH OF	OPP. STRENGTH	TEAM	ADJ.	CONF.	ADJ CONF.
Average RPI Loss:	172	RECORD	PCT. RANK	GAMES	SCHEDULE	OF SCHEDULE	RPI	RPI	RPI	RPI
DIV. I ONLY	4- 23	333	0- 0	227	186	320	320	16	16	
DIV. I NON-CONF.	2- 7	288	0- 0	268	239	304	304	12	12	
TOTALS	RPI 1-25	RPI 26-50	W-L RECORDS	RPI 51-100	RPI 101-150	RPI 150+				
4- 23	0- 0	0- 0	OVERALL	0- 3	1- 9	3- 11				
2- 11	0- 0	0- 0	HOME	0- 1	0- 5	2- 5				
2- 11	0- 0	0- 0	AWAY	0- 1	1- 4	1- 6				
0- 1	0- 0	0- 0	NEUTRAL	0- 1	0- 0	0- 0				
2- 7	0- 0	0- 0	NON-CONFERENCE	0- 2	0- 2	2- 3				
1- 2	0- 0	0- 0	HOME	0- 0	0- 1	1- 1				
1- 4	0- 0	0- 0	AWAY	0- 1	0- 1	1- 2				
0- 1	0- 0	0- 0	NEUTRAL	0- 1	0- 0	0- 0				
2- 16	0- 0	0- 0	CONFERENCE	0- 1	1- 7	1- 8				
1- 9	0- 0	0- 0	HOME	0- 1	0- 4	1- 4				
1- 7	0- 0	0- 0	AWAY	0- 0	1- 3	0- 4				
0- 0	0- 0	0- 0	NEUTRAL	0- 0	0- 0	0- 0				

RPI S	Opponent	Score	RPI S	Opponent	Score	RPI S	Opponent	Score	RPI S	Opponent	Score	Team's RPI: 320
						68 A	Utah	56 77	105 A	Pepperdine	47 68	
						73 H	Idaho	74 79	109 A	Northern Colo.	55 54	
						99 N	VCU	36 64	109 H	Northern Colo.	61 75	
									113 A	Idaho St.	57 84	
									113 H	Idaho St.	57 70	
									130 A	Portland St.	38 65	
									130 H	Portland St.	59 77	
									148 A	Montana St.	59 72	
									148 H	Montana St.	59 66	
									149 H	UC Riverside	39 71	
									175 H	Portland	73 89	
									180 H	Eastern Wash.	58 64	
									181 A	Montana	56 64	
									181 H	Montana	60 72	
									243 A	Northern Ariz.	64 74	
									243 H	Northern Ariz.	64 75	
									254 A	Sacramento St.	62 77	
									254 H	Sacramento St.	69 78	
									274 H	UTEP	68 63	
									277 A	Utah Valley	59 65	
									279 A	Southern Utah	79 84	
									279 H	Southern Utah	67 66	
									303 A	Incarnate Word	72 64	
									308 A	UTSA	59 66	
LAST 12 Division I GAMES:												
109 H	Northern Colo.	61 75	279 H	Southern Utah	67 66							
113 A	Idaho St.	57 84	254 A	Sacramento St.	62 77							
254 H	Sacramento St.	69 78	130 A	Portland St.	38 65							
148 A	Montana St.	59 72	181 H	Montana	60 72							
181 A	Montana	56 64	148 H	Montana St.	59 66							
243 H	Northern Ariz.	64 75	109 A	Northern Colo.	55 54							

Non-Div I Games: La Verne 105 43

Weber St.

West Virginia

Through Games Of March 2, 2019

Average RPI Win:	176	WON-LOST	WINNING	LAST 10	STRENGTH OF	OPP. STRENGTH	TEAM	ADJ.	CONF.	ADJ CONF.
Average RPI Loss:	36	RECORD	PCT. RANK	GAMES	SCHEDULE	OF SCHEDULE	RPI	RPI	RPI	RPI
DIV. I ONLY	20- 8	59	1- 0	141	24	70	70	3	3	
DIV. I NON-CONF.	9- 2	43	1- 0	338	130	186	186	3	3	
TOTALS	RPI 1-25	RPI 26-50	W-L RECORDS	RPI 51-100	RPI 101-150	RPI 150+				
20- 8	1- 3	3- 4	OVERALL	0- 0	7- 1	9- 0				
13- 3	1- 0	2- 2	HOME	0- 0	3- 1	7- 0				
6- 4	0- 2	1- 2	AWAY	0- 0	4- 0	1- 0				
1- 1	0- 1	0- 0	NEUTRAL	0- 0	0- 0	1- 0				
9- 2	0- 1	0- 1	NON-CONFERENCE	0- 0	2- 0	7- 0				
7- 1	0- 0	0- 1	HOME	0- 0	1- 0	6- 0				
1- 0	0- 0	0- 0	AWAY	0- 0	1- 0	0- 0				
1- 1	0- 1	0- 0	NEUTRAL	0- 0	0- 0	1- 0				
11- 6	1- 2	3- 3	CONFERENCE	0- 0	5- 1	2- 0				
6- 2	1- 0	2- 1	HOME	0- 0	2- 1	1- 0				
5- 4	0- 2	1- 2	AWAY	0- 0	3- 0	1- 0				
0- 0	0- 0	0- 0	NEUTRAL	0- 0	0- 0	0- 0				

RPI	S	Opponent	Score	RPI	S	Opponent	Score	RPI	S	Opponent	Score	RPI	S	Opponent	Score
2	A	Baylor	47 79	27	H	Missouri	51 68					106	H	Towson	90 43
7	N	Iowa	81 84	32	A	Texas	64 58					122	A	Pittsburgh	77 43
11	A	Iowa St.	61 77	32	H	Texas	58 70					126	A	Oklahoma St.	77 54
11	H	Iowa St.	73 64	35	A	Kansas St.	79 90					126	H	Oklahoma St.	67 58
				35	H	Kansas St.	60 30					134	A	Oklahoma	66 55
				42	A	TCU	48 62					134	H	Oklahoma	69 80
				42	H	TCU	79 65					144	A	Texas Tech	75 72
												144	H	Texas Tech	68 65
												156	A	Kansas	75 61
												156	H	Kansas	71 50
												265	H	Niagara	84 32
												299	H	Bryant	94 48
												313	H	Morgan St.	72 37
												315	H	Coppin St.	78 37
												326	H	NJIT	95 50
												332	H	Eastern Ky.	78 29
												332	N	Eastern Ky.	81 39
LAST 12 Division I GAMES:															
332	N	Eastern Ky.	81 39	144	A	Texas Tech	75 72								
156	A	Kansas	75 61	11	A	Iowa St.	61 77								
35	A	Kansas St.	79 90	156	H	Kansas	71 50								
134	H	Oklahoma	69 80	32	A	Texas	64 58								
126	A	Oklahoma St.	77 54	35	H	Kansas St.	60 30								
42	H	TCU	79 65	144	H	Texas Tech	68 65								

Non-Div I Games:

West Virginia

■ Loss,
■ Non-Conf,
■ S Site,
■ H Home
■ A Away
N Neutral

Western Caro.

Through Games Of March 2, 2019

Average RPI Win:	315	WON-LOST	WINNING	LAST 10	STRENGTH OF	OPP. STRENGTH	TEAM	ADJ.	CONF.	ADJ CONF.
Average RPI Loss:	209	RECORD	PCT. RANK	GAMES	SCHEDULE	OF SCHEDULE	RPI	RPI	RPI	RPI
DIV. I ONLY	2- 25	348	0- 1	252	320	340	340	27	27	
DIV. I NON-CONF.	2- 11	316	0- 0	146	346	299	299	24	24	
TOTALS	RPI 1-25	RPI 26-50	W-L RECORDS	RPI 51-100	RPI 101-150	RPI 150+				
2- 25	0- 1	0- 1	OVERALL	0- 0	0- 2	2- 21				
1- 11	0- 0	0- 0	HOME	0- 0	0- 1	1- 10				
1- 13	0- 1	0- 1	AWAY	0- 0	0- 1	1- 10				
0- 1	0- 0	0- 0	NEUTRAL	0- 0	0- 0	0- 1				
2- 11	0- 1	0- 1	NON-CONFERENCE	0- 0	0- 0	2- 9				
1- 4	0- 0	0- 0	HOME	0- 0	0- 0	1- 4				
1- 6	0- 1	0- 1	AWAY	0- 0	0- 0	1- 4				
0- 1	0- 0	0- 0	NEUTRAL	0- 0	0- 0	0- 1				
0- 14	0- 0	0- 0	CONFERENCE	0- 0	0- 2	0- 12				
0- 7	0- 0	0- 0	HOME	0- 0	0- 1	0- 6				
0- 7	0- 0	0- 0	AWAY	0- 0	0- 1	0- 6				
0- 0	0- 0	0- 0	NEUTRAL	0- 0	0- 0	0- 0				

RPI 1-25				RPI 26-50				RPI 51-100				RPI 101+ Team's RPI: 340			
RPI	S	Opponent	Score	RPI	S	Opponent	Score	RPI	S	Opponent	Score	RPI	S	Opponent	Score
21	A	Kentucky	39 99	44	A	Georgia Tech	49 84					136	A	Mercer	55 71
												136	H	Mercer	67 69
												160	A	Tennessee Tech	58 77
												171	A	Chattanooga	58 72
												171	H	Chattanooga	50 65
												174	A	Coastal Caro.	59 77
												179	N	North Ala.	66 89
												190	A	UNC Asheville	49 74
												195	H	N.C. A&T	51 69
												201	A	Furman	55 65
												201	H	Furman	28 53
												206	H	Campbell	37 63
												231	A	ETSU	80 88
												231	H	ETSU	41 72
												247	H	Gardner-Webb	52 62
												267	A	Wofford	65 91
												267	H	Wofford	55 63
												283	A	Samford	43 58
												283	H	Samford	42 75
												291	H	South Carolina St.	39 54
												293	A	Winthrop	65 57
												306	A	UNC Greensboro	59 71
												306	H	UNC Greensboro	42 66
												326	A	NJIT	71 79
												337	H	USC Upstate	68 64
LAST 12 Division I GAMES:															
171	H	Chattanooga	50 65	201	H	Furman	28 53								
231	H	ETSU	41 72	231	A	ETSU	80 88								
306	H	UNC Greensboro	42 66	171	A	Chattanooga	58 72								
136	A	Mercer	55 71	306	A	UNC Greensboro	59 71								
283	A	Samford	43 58	283	H	Samford	42 75								
267	H	Wofford	55 63	136	H	Mercer	67 69								

Non-Div I Games: North Greenville 71 44 Young Harris 63 54

Western Caro.

Loss, Non-Conf, S Site, H Home A Away N Neutral

Average RPI Win:	273	WON-LOST	WINNING	LAST 10	STRENGTH OF	OPP. STRENGTH	TEAM	ADJ.	CONF.	ADJ CONF.
Average RPI Loss:	130	RECORD	PCT. RANK	GAMES	SCHEDULE	OF SCHEDULE	RPI	RPI	RPI	RPI
DIV. I ONLY	10- 17	244	0- 1	154	222	226	226	19	19	
DIV. I NON-CONF.	2- 9	297	0- 0	96	200	263	263	19	19	
TOTALS	RPI 1-25	RPI 26-50	W-L RECORDS	RPI 51-100	RPI 101-150	RPI 150+				
10- 17	0- 1	0- 5	OVERALL	0- 2	0- 1	10- 8				
6- 5	0- 1	0- 3	HOME	0- 0	0- 0	6- 1				
3- 9	0- 0	0- 2	AWAY	0- 2	0- 0	3- 5				
1- 3	0- 0	0- 0	NEUTRAL	0- 0	0- 1	1- 2				
2- 9	0- 1	0- 1	NON-CONFERENCE	0- 2	0- 1	2- 4				
1- 2	0- 1	0- 1	HOME	0- 0	0- 0	1- 0				
0- 4	0- 0	0- 0	AWAY	0- 2	0- 0	0- 2				
1- 3	0- 0	0- 0	NEUTRAL	0- 0	0- 1	1- 2				
8- 8	0- 0	0- 4	CONFERENCE	0- 0	0- 0	8- 4				
5- 3	0- 0	0- 2	HOME	0- 0	0- 0	5- 1				
3- 5	0- 0	0- 2	AWAY	0- 0	0- 0	3- 3				
0- 0	0- 0	0- 0	NEUTRAL	0- 0	0- 0	0- 0				

RPI 1-25				RPI 26-50				RPI 51-100				RPI 101+ Team's RPI: 226			
RPI	S	Opponent	Score	RPI	S	Opponent	Score	RPI	S	Opponent	Score	RPI	S	Opponent	Score
22	H	Drake	71 98	27	H	Missouri	64 89	66	A	Butler	51 92	110	N	Northern Ill.	61 86
				28	A	South Dakota St.	62 100	83	A	Purdue	60 81	157	A	Bradley	68 82
				28	H	South Dakota St.	84 93					158	A	Denver	85 94
				37	A	South Dakota	49 92					158	H	Denver	87 78
				37	H	South Dakota	61 83					168	A	Oral Roberts	64 68
												168	H	Oral Roberts	85 92
												201	N	Furman	85 78
												238	A	Southeast Mo. St.	71 81
												239	A	North Dakota	92 80
												239	H	North Dakota	111 90
												259	H	Austin Peay	77 72
												274	N	UTEP	72 84
												290	N	Eastern Ill.	62 64
												319	A	Omaha	79 67
												319	H	Omaha	78 70
												323	A	North Dakota St.	60 68
												323	H	North Dakota St.	82 70
												334	A	Purdue Fort Wayne	90 61
												334	H	Purdue Fort Wayne	73 59
LAST 12 Division I GAMES:															
				28	A	South Dakota St.	62 100	323	H	North Dakota St.	82 70				
				158	A	Denver	85 94	239	H	North Dakota	111 90				
				168	H	Oral Roberts	85 92	37	A	South Dakota	49 92				
				37	H	South Dakota	61 83	334	H	Purdue Fort Wayne	73 59				
				319	A	Omaha	79 67	319	H	Omaha	78 70				
				334	A	Purdue Fort Wayne	90 61	239	A	North Dakota	92 80				

Non-Div I Games: MacMurray 136 39 William Woods 81 73

Western Ill.

Loss, Non-Conf, S Site, H Home A Away N Neutral

Average RPI Win:	208	WON-LOST	WINNING	LAST 10	STRENGTH OF	OPP. STRENGTH	TEAM	ADJ.	CONF.	ADJ CONF.
Average RPI Loss:	76	RECORD	PCT. RANK	GAMES	SCHEDULE	OF SCHEDULE	RPI	RPI	RPI	RPI
DIV. I ONLY	14- 13	165	0- 1	74	79	115	115	14	14	
DIV. I NON-CONF.	4- 8	241	0- 1	31	3	127	127	17	17	
TOTALS	RPI 1-25	RPI 26-50	W-L RECORDS	RPI 51-100	RPI 101-150	RPI 150+				
14- 13	0- 6	0- 1	OVERALL	2- 1	2- 2	10- 3				
6- 6	0- 2	0- 1	HOME	1- 0	2- 0	3- 3				
7- 5	0- 2	0- 0	AWAY	1- 1	0- 2	6- 0				
1- 2	0- 2	0- 0	NEUTRAL	0- 0	0- 0	1- 0				
4- 8	0- 6	0- 0	NON-CONFERENCE	1- 0	1- 1	2- 1				
2- 3	0- 2	0- 0	HOME	0- 0	1- 0	1- 1				
1- 3	0- 2	0- 0	AWAY	1- 0	0- 1	0- 0				
1- 2	0- 2	0- 0	NEUTRAL	0- 0	0- 0	1- 0				
10- 5	0- 0	0- 1	CONFERENCE	1- 1	1- 1	8- 2				
4- 3	0- 0	0- 1	HOME	1- 0	1- 0	2- 2				
6- 2	0- 0	0- 0	AWAY	0- 1	0- 1	6- 0				
0- 0	0- 0	0- 0	NEUTRAL	0- 0	0- 0	0- 0				

RPI 1-25				RPI 26-50				RPI 51-100				RPI 101+ Team's RPI: 115			
RPI	S	Opponent	Score	RPI	S	Opponent	Score	RPI	S	Opponent	Score	RPI	S	Opponent	Score
1	A	Notre Dame	53 94	29	H	Rice	46 68	67	A	Middle Tenn.	69 81	103	A	UAB	63 70
3	H	Louisville	80 102					71	A	Little Rock	68 56	117	H	Charlotte	76 58
7	H	Iowa	67 104					89	H	Old Dominion	75 60	134	A	Oklahoma	83 90
13	N	Gonzaga	55 76									147	H	Southern Ill.	83 76
20	N	Oregon St.	60 74									167	H	Louisiana Tech	81 76
25	A	Central Mich.	90 108									182	A	North Texas	71 66
												182	H	North Texas	67 76
												187	H	Southern Miss.	56 69
												199	A	Marshall	69 66
												199	H	Marshall	85 55
												222	H	Ball St.	83 86
												231	N	ETSU	82 68
												274	A	UTEP	64 61
												304	A	Fla. Atlantic	81 50
												308	A	UTSA	81 62
												313	H	Morgan St.	90 43
												316	A	FIU	94 82
LAST 12 Division I GAMES:															
		13 N Gonzaga	55 76			182 H North Texas	67 76								
		231 N ETSU	82 68			29 H Rice	46 68								
		182 A North Texas	71 66			274 A UTEP	64 61								
		199 A Marshall	69 66			308 A UTSA	81 62								
		103 A UAB	63 70			167 H Louisiana Tech	81 76								
		67 A Middle Tenn.	69 81			187 H Southern Miss.	56 69								

Non-Div I Games: Union (TN) 77 65 Bellarmine 95 57

Western Ky.

Loss, Non-Conf, S Site, H Home A Away N Neutral

Average RPI Win:	280	WON-LOST	WINNING	LAST 10	STRENGTH OF	OPP. STRENGTH	TEAM	ADJ.	CONF.	ADJ CONF.
Average RPI Loss:	116	RECORD	PCT. RANK	GAMES	SCHEDULE	OF SCHEDULE	RPI	RPI	RPI	RPI
DIV. I ONLY	9- 17	258	1- 0	263	113	272	272	8	8	
DIV. I NON-CONF.	5- 5	162	0- 0	350	280	328	328	9	9	
TOTALS	RPI 1-25	RPI 26-50	W-L RECORDS	RPI 51-100	RPI 101-150	RPI 150+				
9- 17	0- 1	0- 4	OVERALL	0- 4	0- 4	9- 4				
4- 9	0- 1	0- 3	HOME	0- 2	0- 2	4- 1				
4- 7	0- 0	0- 1	AWAY	0- 2	0- 2	4- 2				
1- 1	0- 0	0- 0	NEUTRAL	0- 0	0- 0	1- 1				
5- 5	0- 0	0- 1	NON-CONFERENCE	0- 0	0- 1	5- 3				
2- 3	0- 0	0- 1	HOME	0- 0	0- 1	2- 1				
2- 1	0- 0	0- 0	AWAY	0- 0	0- 0	2- 1				
1- 1	0- 0	0- 0	NEUTRAL	0- 0	0- 0	1- 1				
4- 12	0- 1	0- 3	CONFERENCE	0- 4	0- 3	4- 1				
2- 6	0- 1	0- 2	HOME	0- 2	0- 1	2- 0				
2- 6	0- 0	0- 1	AWAY	0- 2	0- 2	2- 1				
0- 0	0- 0	0- 0	NEUTRAL	0- 0	0- 0	0- 0				

RPI 1-25				RPI 26-50				RPI 51-100				RPI 101+ Team's RPI: 272			
RPI	S	Opponent	Score	RPI	S	Opponent	Score	RPI	S	Opponent	Score	RPI	S	Opponent	Score
25	H	Central Mich.	53 87	31	H	Buffalo	59 61	85	A	Toledo	63 73	110	A	Northern Ill.	64 77
				38	A	Ohio	56 70	85	H	Toledo	57 80	141	A	Akron	62 69
				46	H	Michigan	42 79	90	A	Kent St.	51 55	141	H	Akron	59 72
				48	H	Miami (OH)	62 81	90	H	Kent St.	52 56	142	H	New Mexico St.	54 66
												211	A	Eastern Mich.	61 64
												211	H	Eastern Mich.	71 68
												214	A	Ole Miss	66 69
												217	A	Bowling Green	84 82
												222	A	Ball St.	65 62
												222	H	Ball St.	72 54
												239	N	North Dakota	50 62
												242	H	Loyola Chicago	53 64
												304	A	Fla. Atlantic	69 59
												332	H	Eastern Ky.	64 53
												333	A	Detroit Mercy	54 44
												334	H	Purdue Fort Wayne	69 61
												345	N	Florida A&M	69 50
LAST 12 Division I GAMES:															
222	H	Ball St.	72 54	141	A	Akron	62 69								
85	A	Toledo	63 73	90	A	Kent St.	51 55								
211	H	Eastern Mich.	71 68	48	H	Miami (OH)	62 81								
90	H	Kent St.	52 56	110	A	Northern Ill.	64 77								
38	A	Ohio	56 70	222	A	Ball St.	65 62								
25	H	Central Mich.	53 87	31	H	Buffalo	59 61								

Non-Div I Games: Saginaw Valley 75 51

Western Mich.

■ Loss,
 ■ Non-Conf, S Site,
 ■ Home
 ■ Away
 N Neutral

Average RPI Win:	222	WON-LOST	WINNING	LAST 10	STRENGTH OF	OPP. STRENGTH	TEAM	ADJ.	CONF.	ADJ CONF.
Average RPI Loss:	125	RECORD	PCT. RANK	GAMES	SCHEDULE	OF SCHEDULE	RPI	RPI	RPI	RPI
DIV. I ONLY	11- 17	232	0- 1	195	111	253	253	9	9	
DIV. I NON-CONF.	7- 6	153	0- 1	244	228	252	252	8	8	
TOTALS	RPI 1-25	RPI 26-50	W-L RECORDS	RPI 51-100	RPI 101-150	RPI 150+				
11- 17	0- 2	0- 1	OVERALL	1- 3	0- 4	10- 7				
9- 8	0- 2	0- 0	HOME	1- 2	0- 1	8- 3				
2- 6	0- 0	0- 0	AWAY	0- 1	0- 1	2- 4				
0- 3	0- 0	0- 1	NEUTRAL	0- 0	0- 2	0- 0				
7- 6	0- 0	0- 1	NON-CONFERENCE	1- 1	0- 3	6- 1				
7- 3	0- 0	0- 0	HOME	1- 1	0- 1	6- 1				
0- 0	0- 0	0- 0	AWAY	0- 0	0- 0	0- 0				
0- 3	0- 0	0- 1	NEUTRAL	0- 0	0- 2	0- 0				
4- 11	0- 2	0- 0	CONFERENCE	0- 2	0- 1	4- 6				
2- 5	0- 2	0- 0	HOME	0- 1	0- 0	2- 2				
2- 6	0- 0	0- 0	AWAY	0- 1	0- 1	2- 4				
0- 0	0- 0	0- 0	NEUTRAL	0- 0	0- 0	0- 0				

RPI	S	Opponent	Score	RPI	S	Opponent	Score	RPI	S	Opponent	Score	RPI	S	Opponent	Score	Team's RPI: 253
6	H	UConn	47 84	37	N	South Dakota	64 73	62	H	Missouri St.	63 60	114	N	Northwestern	43 65	
17	H	UCF	49 57					82	A	Cincinnati	54 82	126	H	Oklahoma St.	47 60	
								92	H	Houston	58 66	127	A	South Fla.	46 55	
								95	H	Creighton	71 83	143	N	Washington St.	59 85	
												160	H	Tennessee Tech	45 55	
												161	A	Tulane	62 44	
												162	A	Tulsa	49 63	
												165	A	Temple	52 68	
												165	H	Temple	40 65	
												167	H	Louisiana Tech	70 56	
												184	H	Sam Houston St.	63 55	
												200	H	Grambling	70 61	
												204	A	SMU	50 78	
												204	H	SMU	53 42	
												209	A	East Carolina	56 78	
												209	H	East Carolina	57 47	
												218	A	Memphis	57 48	
												218	H	Memphis	50 71	
												342	H	Houston Baptist	68 50	
												346	H	Ark.-Pine Bluff	76 39	
												349	H	Savannah St.	66 50	
LAST 12 Division I GAMES:																
143	N	Washington St.	59 85	82	A	Cincinnati	54 82									
165	A	Temple	52 68	218	A	Memphis	57 48									
6	H	UConn	47 84	165	H	Temple	40 65									
127	A	South Fla.	46 55	209	H	East Carolina	57 47									
17	H	UCF	49 57	161	A	Tulane	62 44									
204	H	SMU	53 42	92	H	Houston	58 66									

Non-Div I Games:

Wichita St.

■ Loss,
 ■ Non-Conf,
 ■ S Site,
 ■ Home
 ■ A Away
 N Neutral

William & Mary

Through Games Of March 2, 2019

Average RPI Win:	210	WON-LOST	WINNING	LAST 10	STRENGTH OF	OPP. STRENGTH	TEAM	ADJ.	CONF.	ADJ CONF.
Average RPI Loss:	129	RECORD	PCT. RANK	GAMES	SCHEDULE	OF SCHEDULE	RPI	RPI	RPI	RPI
DIV. I ONLY	13- 13	170	1- 0	122	178	154	154	10	10	
DIV. I NON-CONF.	7- 4	108	0- 0	181	306	117	117	10	10	
TOTALS	RPI 1-25	RPI 26-50	W-L RECORDS	RPI 51-100	RPI 101-150	RPI 150+				
13- 13	0- 0	0- 2	OVERALL	1- 3	2- 5	10- 3				
6- 6	0- 0	0- 1	HOME	0- 2	1- 2	5- 1				
7- 7	0- 0	0- 1	AWAY	1- 1	1- 3	5- 2				
0- 0	0- 0	0- 0	NEUTRAL	0- 0	0- 0	0- 0				
7- 4	0- 0	0- 0	NON-CONFERENCE	0- 2	0- 1	7- 1				
4- 1	0- 0	0- 0	HOME	0- 1	0- 0	4- 0				
3- 3	0- 0	0- 0	AWAY	0- 1	0- 1	3- 1				
0- 0	0- 0	0- 0	NEUTRAL	0- 0	0- 0	0- 0				
6- 9	0- 0	0- 2	CONFERENCE	1- 1	2- 4	3- 2				
2- 5	0- 0	0- 1	HOME	0- 1	1- 2	1- 1				
4- 4	0- 0	0- 1	AWAY	1- 0	1- 2	2- 1				
0- 0	0- 0	0- 0	NEUTRAL	0- 0	0- 0	0- 0				

RPI 1-25				RPI 26-50				RPI 51-100				RPI 101+				Team's RPI: 154	
RPI	S	Opponent	Score	RPI	S	Opponent	Score	RPI	S	Opponent	Score	RPI	S	Opponent	Score		
				36	A	James Madison	48 65	74	A	Drexel	77 72	106	A	Towson	80 69		
				36	H	James Madison	65 78	74	H	Drexel	58 62	106	H	Towson	75 82		
								89	A	Old Dominion	69 83	107	A	Northeastern	74 88		
								99	H	VCU	55 72	112	A	Hartford	45 50		
												124	A	UNCW	58 66		
												124	H	UNCW	70 64		
												146	H	Delaware	59 70		
												153	A	Davidson	65 76		
												202	H	George Washington	73 59		
												209	H	East Carolina	63 43		
												219	H	Howard	88 75		
												220	A	Hofstra	60 55		
												221	A	Elon	64 59		
												221	H	Elon	65 60		
												268	H	Richmond	65 55		
												280	A	Norfolk St.	55 44		
												289	A	Loyola Maryland	65 49		
												295	A	Fairfield	60 54		
												296	A	Col. of Charleston	77 79		
												296	H	Col. of Charleston	54 66		
LAST 12 Division I GAMES:																	
				74	A	Drexel	77 72	74	H	Drexel	58 62						
				36	H	James Madison	65 78	146	H	Delaware	59 70						
				106	H	Towson	75 82	106	A	Towson	80 69						
				221	A	Elon	64 59	36	A	James Madison	48 65						
				124	A	UNCW	58 66	221	H	Elon	65 60						
				296	A	Col. of Charleston	77 79	296	H	Col. of Charleston	54 66						

Non-Div I Games:

William & Mary

Loss, Non-Conf, S Site, H Home A Away N Neutral

Winthrop

Average RPI Win: 289

Average RPI Loss: 202

WON-LOST

WINNING

LAST 10

STRENGTH OF

OPP. STRENGTH

TEAM

ADJ.

CONF.

ADJ CONF.

RECORD

PCT. RANK

GAMES

SCHEDULE

OF SCHEDULE

RPI

RPI

RPI

RPI

DIV. I ONLY

10- 16

238

0- 1

323

322

293

293

28

28

DIV. I NON-CONF.

4- 6

212

0- 0

322

328

283

283

29

29

TOTALS

RPI 1-25

RPI 26-50

W-L RECORDS

RPI 51-100

RPI 101-150

RPI 150+

10- 16

0- 0

0- 1

OVERALL

0- 3

0- 1

10- 11

5- 7

0- 0

0- 0

HOME

0- 1

0- 0

5- 6

5- 9

0- 0

0- 1

AWAY

0- 2

0- 1

5- 5

0- 0

0- 0

0- 0

NEUTRAL

0- 0

0- 0

0- 0

4- 6

0- 0

0- 1

NON-CONFERENCE

0- 1

0- 0

4- 4

2- 1

0- 0

0- 0

HOME

0- 0

0- 0

2- 1

2- 5

0- 0

0- 1

AWAY

0- 1

0- 0

2- 3

0- 0

0- 0

0- 0

NEUTRAL

0- 0

0- 0

0- 0

6- 10

0- 0

0- 0

CONFERENCE

0- 2

0- 1

6- 7

3- 6

0- 0

0- 0

HOME

0- 1

0- 0

3- 5

3- 4

0- 0

0- 0

AWAY

0- 1

0- 1

3- 2

0- 0

0- 0

0- 0

NEUTRAL

0- 0

0- 0

0- 0

RPI 1-25

RPI 26-50

RPI 51-100

RPI 101+

Team's RPI: 293

RPI S Opponent Score

RPI S Opponent Score

RPI S Opponent Score

RPI S Opponent Score

36 A James Madison 39 56

88 A Radford 49 70

119 A High Point 54 56

88 H Radford 57 79

190 A UNC Asheville 36 70

98 A Georgia 39 85

190 H UNC Asheville 43 55

192 A Wisconsin 41 76

206 A Campbell 59 46

206 H Campbell 67 76

207 H Hampton 63 84

221 H Elon 58 57

247 A Gardner-Webb 64 62

247 H Gardner-Webb 52 65

267 A Wofford 53 70

287 A Ga. Southern 55 64

291 A South Carolina St. 58 50

294 H Charleston So. 57 52

296 A Col. of Charleston 71 64

330 A Presbyterian 62 54

330 H Presbyterian 55 52

337 A USC Upstate 49 58

337 H N.C. Central 66 41

337 H USC Upstate 50 76

339 H Longwood 77 69

340 H Western Caro. 57 65

LAST 12 Division I GAMES:

206 H Campbell 67 76

190 A UNC Asheville 36 70

337 A USC Upstate 49 58

119 A High Point 54 56

88 H Radford 57 79

330 H Presbyterian 55 52

190 H UNC Asheville 43 55

207 H Hampton 63 84

247 H Gardner-Webb 52 65

247 A Gardner-Webb 64 62

330 A Presbyterian 62 54

206 A Campbell 59 46

Winthrop

Winthrop

Non-Div I Games: Newberry

63 67

Winthrop

Loss, Non-Conf, S Site, H Home A Away N Neutral

Page 347

Average RPI Win:	204	WON-LOST	WINNING	LAST 10	STRENGTH OF	OPP. STRENGTH	TEAM	ADJ.	CONF.	ADJ CONF.
Average RPI Loss:	84	RECORD	PCT. RANK	GAMES	SCHEDULE	OF SCHEDULE	RPI	RPI	RPI	RPI
DIV. I ONLY	13- 16	204	0- 1	150	76	192	192	4	4	
DIV. I NON-CONF.	9- 3	61	0- 0	307	226	170	170	6	6	
TOTALS	RPI 1-25	RPI 26-50	W-L RECORDS	RPI 51-100	RPI 101-150	RPI 150+				
13- 16	0- 2	1- 3	OVERALL	2- 5	2- 5	8- 1				
10- 6	0- 0	1- 2	HOME	2- 2	1- 2	6- 0				
1- 9	0- 2	0- 1	AWAY	0- 2	0- 3	1- 1				
2- 1	0- 0	0- 0	NEUTRAL	0- 1	1- 0	1- 0				
9- 3	0- 0	0- 0	NON-CONFERENCE	0- 3	2- 0	7- 0				
6- 1	0- 0	0- 0	HOME	0- 1	1- 0	5- 0				
1- 1	0- 0	0- 0	AWAY	0- 1	0- 0	1- 0				
2- 1	0- 0	0- 0	NEUTRAL	0- 1	1- 0	1- 0				
4- 13	0- 2	1- 3	CONFERENCE	2- 2	0- 5	1- 1				
4- 5	0- 0	1- 2	HOME	2- 1	0- 2	1- 0				
0- 8	0- 2	0- 1	AWAY	0- 1	0- 3	0- 1				
0- 0	0- 0	0- 0	NEUTRAL	0- 0	0- 0	0- 0				

RPI S	Opponent	Score	RPI S	Opponent	Score	RPI S	Opponent	Score	RPI S	Opponent	Score	Team's RPI: 192
7	A Iowa	53 71	26	A Rutgers	53 73	72	A Green Bay	46 55	102	A Minnesota	56 74	
14	A Maryland	57 75	40	H Michigan St.	79 62	75	A Ohio St.	68 70	102	H Minnesota	50 78	
			46	H Michigan	70 76	75	H Ohio St.	50 61	114	A Northwestern	46 72	
			50	H Indiana	68 75	81	H Nebraska	70 69	122	N Pittsburgh	57 42	
						83	H Purdue	76 69	129	H IUPUI	65 64	
						84	H Duke	53 60	133	A Penn St.	64 71	
						96	N Arkansas	68 69	133	H Penn St.	59 65	
									194	A Milwaukee	68 57	
									199	H Marshall	67 49	
									210	A Illinois	68 78	
									210	H Illinois	75 67	
									293	H Winthrop	76 41	
									301	N Tennessee St.	58 53	
									323	H North Dakota St.	64 53	
									329	H Evansville	96 60	
									350	H Chicago St.	85 38	
LAST 12 Division I GAMES:												
75	H Ohio St.	50 61	46	H Michigan	70 76							
26	A Rutgers	53 73	14	A Maryland	57 75							
210	H Illinois	75 67	81	H Nebraska	70 69							
75	A Ohio St.	68 70	133	H Penn St.	59 65							
40	H Michigan St.	79 62	114	A Northwestern	46 72							
210	A Illinois	68 78	102	H Minnesota	50 78							

Non-Div I Games:

Wisconsin

 Loss,
 Non-Conf,
 S Site,
 H Home
 A Away
 N Neutral

Wofford

Through Games Of March 2, 2019

Average RPI Win: 278	WON-LOST	WINNING	LAST 10	STRENGTH OF	OPP. STRENGTH	TEAM	ADJ.	CONF.	ADJ CONF.
Average RPI Loss: 192	RECORD	PCT. RANK	GAMES	SCHEDULE	OF SCHEDULE	RPI	RPI	RPI	RPI
DIV. I ONLY	12- 14	196	0- 1	343	255	267	267	27	27
DIV. I NON-CONF.	5- 7	206	0- 0	317	263	250	250	24	24
TOTALS	RPI 1-25	RPI 26-50	W-L RECORDS	RPI 51-100	RPI 101-150	RPI 150+			
12- 14	0- 0	0- 1	OVERALL	0- 1	0- 4	12- 8			
9- 1	0- 0	0- 0	HOME	0- 0	0- 1	9- 0			
3- 13	0- 0	0- 1	AWAY	0- 1	0- 3	3- 8			
0- 0	0- 0	0- 0	NEUTRAL	0- 0	0- 0	0- 0			
5- 7	0- 0	0- 1	NON-CONFERENCE	0- 1	0- 2	5- 3			
3- 0	0- 0	0- 0	HOME	0- 0	0- 0	3- 0			
2- 7	0- 0	0- 1	AWAY	0- 1	0- 2	2- 3			
0- 0	0- 0	0- 0	NEUTRAL	0- 0	0- 0	0- 0			
7- 7	0- 0	0- 0	CONFERENCE	0- 0	0- 2	7- 5			
6- 1	0- 0	0- 0	HOME	0- 0	0- 1	6- 0			
1- 6	0- 0	0- 0	AWAY	0- 0	0- 1	1- 5			
0- 0	0- 0	0- 0	NEUTRAL	0- 0	0- 0	0- 0			

RPI S	Opponent	Score	RPI S	Opponent	Score	RPI S	Opponent	Score	RPI S	Opponent	Score	Team's RPI: 267
44	A Georgia Tech	40 81	53	A Clemson	77 85	117	A Charlotte	63 85				
						136	A Mercer	59 65				
						136	H Mercer	79 81				
						150	A Appalachian St.	70 94				
						171	A Chattanooga	82 89				
						171	H Chattanooga	64 60				
						190	A UNC Asheville	46 60				
						201	A Furman	50 63				
						201	H Furman	84 75				
						231	A ETSU	79 92				
						231	H ETSU	77 74				
						247	H Gardner-Webb	59 53				
						283	A Samford	62 79				
						283	H Samford	71 62				
						287	A Ga. Southern	81 65				
						293	H Winthrop	70 53				
						296	H Col. of Charleston	78 58				
						306	A UNC Greensboro	61 77				
						306	H UNC Greensboro	93 66				
						330	A Presbyterian	50 61				
						337	A N.C. Central	59 66				
						339	A Longwood	101 72				
						340	A Western Caro.	63 55				
						340	H Western Caro.	91 65				
LAST 12 Division I GAMES:												
136	A Mercer	59 65	306	A UNC Greensboro	61 77							
283	A Samford	62 79	283	H Samford	71 62							
201	H Furman	84 75	136	H Mercer	79 81							
171	H Chattanooga	64 60	201	A Furman	50 63							
231	H ETSU	77 74	231	A ETSU	79 92							
340	A Western Caro.	63 55	171	A Chattanooga	82 89							

Non-Div I Games: Warren Wilson 107 30 Southern Wesleyan 110 47 Brevard 106 52

Wofford

Loss, Non-Conf, S Site, H Home A Away N Neutral

Average RPI Win:	218	WON-LOST	WINNING	LAST 10	STRENGTH OF	OPP. STRENGTH	TEAM	ADJ.	CONF.	ADJ CONF.
Average RPI Loss:	112	RECORD	PCT. RANK	GAMES	SCHEDULE	OF SCHEDULE	RPI	RPI	RPI	RPI
DIV. I ONLY	23- 6	24	1- 0	205	213	69	69	20	20	
DIV. I NON-CONF.	7- 4	108	0- 0	75	161	55	55	18	18	
TOTALS	RPI 1-25	RPI 26-50	W-L RECORDS	RPI 51-100	RPI 101-150	RPI 150+				
23- 6	0- 0	0- 1	OVERALL	3- 2	4- 2	16- 1				
10- 1	0- 0	0- 0	HOME	2- 1	2- 0	6- 0				
9- 5	0- 0	0- 1	AWAY	0- 1	1- 2	8- 1				
4- 0	0- 0	0- 0	NEUTRAL	1- 0	1- 0	2- 0				
7- 4	0- 0	0- 1	NON-CONFERENCE	2- 1	1- 1	4- 1				
1- 1	0- 0	0- 0	HOME	1- 1	0- 0	0- 0				
2- 3	0- 0	0- 1	AWAY	0- 0	0- 1	2- 1				
4- 0	0- 0	0- 0	NEUTRAL	1- 0	1- 0	2- 0				
16- 2	0- 0	0- 0	CONFERENCE	1- 1	3- 1	12- 0				
9- 0	0- 0	0- 0	HOME	1- 0	2- 0	6- 0				
7- 2	0- 0	0- 0	AWAY	0- 1	1- 1	6- 0				
0- 0	0- 0	0- 0	NEUTRAL	0- 0	0- 0	0- 0				

RPI 1-25			RPI 26-50			RPI 51-100			Team's RPI: 69			RPI 101+			
RPI	S	Opponent	Score	RPI	S	Opponent	Score	RPI	S	Opponent	Score	RPI	S	Opponent	Score
40	A	Michigan St.	68 84	60	H	Belmont	63 79	117	A	Charlotte	85 88				
				72	A	Green Bay	37 56	118	A	Youngstown St.	68 83				
				72	H	Green Bay	85 67	118	H	Youngstown St.	70 65				
				74	N	Drexel	71 63	128	N	Marist	76 60				
				90	H	Kent St.	61 55	129	A	IUPUI	78 75				
								129	H	IUPUI	66 59				
								194	A	Milwaukee	73 69				
								194	H	Milwaukee	61 57				
								196	A	UNLV	68 52				
								198	N	Stetson	57 44				
								220	N	Hofstra	93 64				
								237	A	Northern Ky.	61 55				
								237	H	Northern Ky.	78 56				
								264	A	CSU Bakersfield	74 76				
								275	A	Manhattan	60 44				
								284	A	Cleveland St.	70 65				
								284	H	Cleveland St.	78 52				
								309	A	Oakland	73 64				
								309	H	Oakland	69 58				
								333	A	Detroit Mercy	76 73				
								333	H	Detroit Mercy	78 59				
								336	A	UIC	79 46				
								336	H	UIC	72 47				
LAST 12 Division I GAMES:															
309	A	Oakland	73 64	194	A	Milwaukee	73 69								
333	A	Detroit Mercy	76 73	129	H	IUPUI	66 59								
118	H	Youngstown St.	70 65	336	H	UIC	72 47								
284	H	Cleveland St.	78 52	333	H	Detroit Mercy	78 59								
237	H	Northern Ky.	78 56	309	H	Oakland	69 58								
72	A	Green Bay	37 56	284	A	Cleveland St.	70 65								

Non-Div I Games: Kentucky St. 83 53

Wright St.

Wyoming

WyomingWyoming

Wyoming

Page 351

Average RPI Win: 228	WON-LOST	WINNING	LAST 10	STRENGTH OF	OPP. STRENGTH	TEAM	ADJ.	CONF.	ADJ CONF.
Average RPI Loss: 70	RECORD	PCT. RANK	GAMES	SCHEDULE	OF SCHEDULE	RPI	RPI	RPI	RPI
DIV. I ONLY	11- 17	232	0- 1	99	83	193	193	6	6
DIV. I NON-CONF.	9- 2	43	0- 0	277	314	129	129	4	4
TOTALS	RPI 1-25	RPI 26-50	W-L RECORDS	RPI 51-100	RPI 101-150	RPI 150+			
11- 17	0- 4	0- 2	OVERALL	0- 6	3- 5	8- 0			
9- 8	0- 2	0- 1	HOME	0- 2	1- 3	8- 0			
2- 9	0- 2	0- 1	AWAY	0- 4	2- 2	0- 0			
0- 0	0- 0	0- 0	NEUTRAL	0- 0	0- 0	0- 0			
9- 2	0- 0	0- 0	NON-CONFERENCE	0- 1	1- 1	8- 0			
8- 1	0- 0	0- 0	HOME	0- 0	0- 1	8- 0			
1- 1	0- 0	0- 0	AWAY	0- 1	1- 0	0- 0			
0- 0	0- 0	0- 0	NEUTRAL	0- 0	0- 0	0- 0			
2- 15	0- 4	0- 2	CONFERENCE	0- 5	2- 4	0- 0			
1- 7	0- 2	0- 1	HOME	0- 2	1- 2	0- 0			
1- 8	0- 2	0- 1	AWAY	0- 3	1- 2	0- 0			
0- 0	0- 0	0- 0	NEUTRAL	0- 0	0- 0	0- 0			

RPI	S	Opponent	Score	RPI	S	Opponent	Score	RPI	S	Opponent	Score	RPI	S	Opponent	Score	Team's RPI: 193
12	A	Marquette	53 79	43	A	Villanova	71 75	66	A	Butler	38 63	102	H	Minnesota	53 78	
12	H	Marquette	44 90	43	H	Villanova	63 68	66	H	Butler	41 63	104	A	St. John's (NY)	41 70	
24	A	DePaul	48 81					80	A	Georgetown	61 68	104	H	St. John's (NY)	57 76	
24	H	DePaul	71 73					82	A	Cincinnati	61 79	121	A	Providence	58 71	
								95	A	Creighton	62 66	121	H	Providence	55 63	
								95	H	Creighton	52 53	137	A	Seton Hall	80 76	
												137	H	Seton Hall	63 62	
												139	A	Wake Forest	62 50	
												160	H	Tennessee Tech	70 60	
												179	H	North Ala.	94 81	
												217	H	Bowling Green	65 49	
												270	H	Alabama St.	87 58	
												288	H	New Orleans	61 45	
												295	H	Fairfield	48 35	
												341	H	Delaware St.	80 59	
												350	H	Chicago St.	91 57	
LAST 12 Division I GAMES:																
43	H	Villanova	63 68	104	A	St. John's (NY)	41 70									
12	A	Marquette	53 79	137	A	Seton Hall	80 76									
24	A	DePaul	48 81	24	H	DePaul	71 73									
95	H	Creighton	52 53	12	H	Marquette	44 90									
121	H	Providence	55 63	121	A	Providence	58 71									
66	A	Butler	38 63	95	A	Creighton	62 66									

Non-Div I Games:

Xavier

Average RPI Win:	228	WON-LOST	WINNING	LAST 10	STRENGTH OF	OPP. STRENGTH	TEAM	ADJ.	CONF.	ADJ CONF.
Average RPI Loss:	139	RECORD	PCT. RANK	GAMES	SCHEDULE	OF SCHEDULE	RPI	RPI	RPI	RPI
DIV. I ONLY	16- 11	123	1- 0	194	229	125	125	11	11	
DIV. I NON-CONF.	10- 5	91	1- 0	180	330	85	85	11	11	
TOTALS	RPI 1-25	RPI 26-50	W-L RECORDS	RPI 51-100	RPI 101-150	RPI 150+				
16- 11	0- 0	0- 0	OVERALL	2- 4	1- 3	13- 4				
7- 1	0- 0	0- 0	HOME	1- 0	0- 0	6- 1				
6- 10	0- 0	0- 0	AWAY	1- 4	1- 3	4- 3				
3- 0	0- 0	0- 0	NEUTRAL	0- 0	0- 0	3- 0				
10- 5	0- 0	0- 0	NON-CONFERENCE	0- 2	1- 3	9- 0				
3- 0	0- 0	0- 0	HOME	0- 0	0- 0	3- 0				
4- 5	0- 0	0- 0	AWAY	0- 2	1- 3	3- 0				
3- 0	0- 0	0- 0	NEUTRAL	0- 0	0- 0	3- 0				
6- 6	0- 0	0- 0	CONFERENCE	2- 2	0- 0	4- 4				
4- 1	0- 0	0- 0	HOME	1- 0	0- 0	3- 1				
2- 5	0- 0	0- 0	AWAY	1- 2	0- 0	1- 3				
0- 0	0- 0	0- 0	NEUTRAL	0- 0	0- 0	0- 0				

RPI S	Opponent	Score	RPI S	Opponent	Score	RPI S	Opponent	Score	RPI S	Opponent	Score	Team's RPI: 125
						55	A Princeton	96 86	104	A St. John's (NY)	52 56	
						61	A Penn	48 54	110	A Northern Ill.	80 89	
						78	A SFA	57 67	118	A Youngstown St.	58 56	
						82	A Cincinnati	52 66	121	A Providence	42 59	
						87	A Harvard	69 83	178	N Saint Louis	58 52	
						87	H Harvard	65 62	195	N N.C. A&T	59 49	
									197	A Dartmouth	54 56	
									197	H Dartmouth	64 49	
									203	A Cornell	56 66	
									203	H Cornell	41 43	
									245	A Columbia	67 54	
									245	H Columbia	69 61	
									251	H Colgate	80 61	
									265	N Niagara	67 64	
									278	A Vermont	58 55	
									285	A Army West Point	62 51	
									286	A Brown	71 86	
									286	H Brown	84 72	
									311	A Wagner	74 41	
									312	H Central Conn. St.	58 46	
									343	H Saint Peter's	72 56	
LAST 12 Division I GAMES:												
195	N	N.C. A&T	59	49	197	A	Dartmouth	54	56			
78	A	SFA	57	67	203	H	Cornell	41	43			
265	N	Niagara	67	64	245	H	Columbia	69	61			
245	A	Columbia	67	54	61	A	Penn	48	54			
203	A	Cornell	56	66	55	A	Princeton	96	86			
87	A	Harvard	69	83	197	H	Dartmouth	64	49			

Non-Div I Games:

Yale

■ Loss,
 ■ Non-Conf,
 ■ S Site,
 ■ Home
 ■ A Away
 N Neutral

Youngstown St.

Through Games Of March 2, 2019

Average RPI Win:	233	WON-LOST	WINNING	LAST 10	STRENGTH OF	OPP. STRENGTH	TEAM	ADJ.	CONF.	ADJ CONF.
Average RPI Loss:	120	RECORD	PCT. RANK	GAMES	SCHEDULE	OF SCHEDULE	RPI	RPI	RPI	RPI
DIV. I ONLY	19- 8	66	1- 0	244	228	118	118	20	20	
DIV. I NON-CONF.	6- 3	91	0- 0	102	215	78	78	18	18	
TOTALS	RPI 1-25	RPI 26-50	W-L RECORDS	RPI 51-100	RPI 101-150	RPI 150+				
19- 8	0- 0	0- 1	OVERALL	2- 3	3- 2	14- 2				
13- 1	0- 0	0- 0	HOME	2- 0	2- 1	9- 0				
6- 7	0- 0	0- 1	AWAY	0- 3	1- 1	5- 2				
0- 0	0- 0	0- 0	NEUTRAL	0- 0	0- 0	0- 0				
6- 3	0- 0	0- 1	NON-CONFERENCE	0- 1	2- 1	4- 0				
4- 1	0- 0	0- 0	HOME	0- 0	1- 1	3- 0				
2- 2	0- 0	0- 1	AWAY	0- 1	1- 0	1- 0				
0- 0	0- 0	0- 0	NEUTRAL	0- 0	0- 0	0- 0				
13- 5	0- 0	0- 0	CONFERENCE	2- 2	1- 1	10- 2				
9- 0	0- 0	0- 0	HOME	2- 0	1- 0	6- 0				
4- 5	0- 0	0- 0	AWAY	0- 2	0- 1	4- 2				
0- 0	0- 0	0- 0	NEUTRAL	0- 0	0- 0	0- 0				

RPI S	Opponent	Score	RPI S	Opponent	Score	RPI S	Opponent	Score	RPI S	Opponent	Score	Team's RPI: 118
41	A Bucknell	68 73	69	A Wright St.	65 70	122	A Pittsburgh	64 55				
			69	H Wright St.	83 68	125	H Yale	56 58				
			72	A Green Bay	42 60	129	A IUPUI	44 64				
			72	H Green Bay	70 59	129	H IUPUI	70 52				
			90	A Kent St.	34 62	141	H Akron	72 61				
						189	H Robert Morris	69 59				
						194	A Milwaukee	68 71				
						194	H Milwaukee	67 47				
						229	H Saint Francis (PA)	80 56				
						237	A Northern Ky.	62 65				
						237	H Northern Ky.	77 66				
						242	H Loyola Chicago	74 63				
						281	A Canisius	62 36				
						284	A Cleveland St.	74 61				
						284	H Cleveland St.	73 55				
						309	A Oakland	69 55				
						309	H Oakland	76 61				
						333	A Detroit Mercy	85 59				
						333	H Detroit Mercy	91 45				
						336	A UIC	83 59				
						336	H UIC	81 29				
LAST 12 Division I GAMES:												
284	A Cleveland St.	74 61	129	A IUPUI	44 64							
69	A Wright St.	65 70	333	H Detroit Mercy	91 45							
237	A Northern Ky.	62 65	309	H Oakland	76 61							
194	H Milwaukee	67 47	284	H Cleveland St.	73 55							
72	H Green Bay	70 59	237	H Northern Ky.	77 66							
336	A UIC	83 59	69	H Wright St.	83 68							

Non-Div I Games: Thiel 76 53 Carlow 90 31

Youngstown St.

Loss, Non-Conf, S Site, H Home A Away N Neutral