

Average RPI Win:	302	WON-LOST	WINNING	LAST 10	STRENGTH OF	OPP. STRENGTH	TEAM	ADJ.	CONF.	ADJ CONF.
Average RPI Loss:	173	RECORD	PCT. RANK	GAMES	SCHEDULE	OF SCHEDULE	RPI	RPI	RPI	RPI
DIV. I ONLY	8- 17	272	4- 6	215	322	288	288	27	27	
DIV. I NON-CONF.	1- 7	313	0- 0	42	346	277	277	27	27	
TOTALS	RPI 1-25	RPI 26-50	W-L RECORDS	RPI 51-100	RPI 101-150	RPI 150+				
8- 17	0- 1	0- 0	OVERALL	0- 2	0- 6	8- 8				
6- 5	0- 0	0- 0	HOME	0- 1	0- 3	6- 1				
2- 11	0- 1	0- 0	AWAY	0- 1	0- 3	2- 6				
0- 1	0- 0	0- 0	NEUTRAL	0- 0	0- 0	0- 1				
1- 7	0- 1	0- 0	NON-CONFERENCE	0- 1	0- 1	1- 4				
1- 2	0- 0	0- 0	HOME	0- 1	0- 0	1- 1				
0- 4	0- 1	0- 0	AWAY	0- 0	0- 1	0- 2				
0- 1	0- 0	0- 0	NEUTRAL	0- 0	0- 0	0- 1				
7- 10	0- 0	0- 0	CONFERENCE	0- 1	0- 5	7- 4				
5- 3	0- 0	0- 0	HOME	0- 0	0- 3	5- 0				
2- 7	0- 0	0- 0	AWAY	0- 1	0- 2	2- 4				
0- 0	0- 0	0- 0	NEUTRAL	0- 0	0- 0	0- 0				

RPI 1-25				RPI 26-50				RPI 51-100				RPI 101+ Team's RPI: 288			
RPI	S	Opponent	Score	RPI	S	Opponent	Score	RPI	S	Opponent	Score	RPI	S	Opponent	Score
25	A	Texas A&M	55 84					70	H	Toledo	60 76	101	H	Central Ark.	41 49
								91	A	SFA	56 64	106	A	Abilene Christian	64 72
												106	H	Abilene Christian	59 72
												134	A	Lamar University	49 65
												134	H	Lamar University	63 74
												148	A	Texas St.	50 57
												162	A	Rice	36 70
												199	H	Texas Southern	64 61
												213	A	New Orleans	54 75
												224	A	UTRGV	46 55
												224	H	UTRGV	65 68
												235	N	UC Santa Barbara	60 66
												287	H	McNeese	77 66
												293	H	Northwestern St.	60 51
												294	A	Nicholls St.	54 74
												294	H	Nicholls St.	65 60
												329	A	Southeastern La.	69 53
												329	H	Southeastern La.	77 61
												330	A	Incarinate Word	56 63
												339	A	Houston Baptist	51 56
												339	H	Houston Baptist	68 51
												342	A	Sam Houston St.	63 37
LAST 12 Division I GAMES:															
339	H	Houston Baptist	68 51	339	A	Houston Baptist	51 56	106	H	Abilene Christian	59 72				
287	H	McNeese	77 66	294	H	Nicholls St.	65 60	134	A	Lamar University	49 65				
106	A	Abilene Christian	64 72	342	A	Sam Houston St.	63 37	101	H	Central Ark.	41 49				
134	H	Lamar University	63 74												
330	A	Incarinate Word	56 63												
329	A	Southeastern La.	69 53												

Non-Div I Games: Schreiner 73 44 Okla. Panhandle 66 40 Montana Tech 83 50

Abilene Christian

Through Games Of March 2, 2017

Average RPI Win:	256	WON-LOST	WINNING	LAST 10	STRENGTH OF	OPP. STRENGTH	TEAM	ADJ.	CONF.	ADJ CONF.
Average RPI Loss:	118	RECORD	PCT. RANK	GAMES	SCHEDULE	OF SCHEDULE	RPI	RPI	RPI	RPI
DIV. I ONLY	18- 8	73	9- 1	169	286	106	106	27	27	
DIV. I NON-CONF.	3- 6	230	0- 0	83	125	188	188	27	27	
TOTALS	RPI 1-25	RPI 26-50	W-L RECORDS	RPI 51-100	RPI 101-150	RPI 150+				
18- 8	0- 3	0- 0	OVERALL	1- 1	2- 1	15- 3				
10- 2	0- 0	0- 0	HOME	0- 1	2- 0	8- 1				
7- 6	0- 3	0- 0	AWAY	1- 0	0- 1	6- 2				
1- 0	0- 0	0- 0	NEUTRAL	0- 0	0- 0	1- 0				
3- 6	0- 3	0- 0	NON-CONFERENCE	0- 0	0- 0	3- 3				
2- 1	0- 0	0- 0	HOME	0- 0	0- 0	2- 1				
0- 5	0- 3	0- 0	AWAY	0- 0	0- 0	0- 2				
1- 0	0- 0	0- 0	NEUTRAL	0- 0	0- 0	1- 0				
15- 2	0- 0	0- 0	CONFERENCE	1- 1	2- 1	12- 0				
8- 1	0- 0	0- 0	HOME	0- 1	2- 0	6- 0				
7- 1	0- 0	0- 0	AWAY	1- 0	0- 1	6- 0				
0- 0	0- 0	0- 0	NEUTRAL	0- 0	0- 0	0- 0				

RPI 1-25				RPI 26-50				RPI 51-100				RPI 101+ Team's RPI: 106			
RPI	S	Opponent	Score	RPI	S	Opponent	Score	RPI	S	Opponent	Score	RPI	S	Opponent	Score
4	A	Baylor	34 79					91	A	SFA	80 73	101	A	Central Ark.	70 80
19	A	Missouri	46 52					91	H	SFA	61 70	101	H	Central Ark.	83 76
25	A	Texas A&M	45 71									134	H	Lamar University	77 59
												158	H	Omaha	73 66
												191	A	Wichita St.	62 81
												196	A	UTSA	68 71
												213	H	New Orleans	68 55
												224	H	UTRGV	70 54
												262	N	Murray St.	81 57
												287	H	McNeese	77 65
												288	A	A&M-Corpus Christi	72 59
												288	H	A&M-Corpus Christi	72 64
												293	A	Northwestern St.	75 74
												293	H	Northwestern St.	79 57
												294	A	Nicholls St.	89 73
												315	H	UMKC	68 71
												329	A	Southeastern La.	82 57
												330	A	Incarnate Word	75 66
												330	H	Incarnate Word	68 45
												342	A	Sam Houston St.	72 39
												342	H	Sam Houston St.	78 56
LAST 12 Division I GAMES:															
330	H	Incarnate Word	68 45	101	A	Central Ark.	70 80								
342	A	Sam Houston St.	72 39	342	H	Sam Houston St.	78 56								
288	H	A&M-Corpus Christi	72 64	288	A	A&M-Corpus Christi	72 59								
293	A	Northwestern St.	75 74	287	H	McNeese	77 65								
91	A	SFA	80 73	330	A	Incarnate Word	75 66								
293	H	Northwestern St.	79 57	294	A	Nicholls St.	89 73								

Non-Div I Games: Harding 74 62 Sul Ross St. 106 58 Howard Payne 87 52

Abilene Christian

Loss, Non-Conf, S Site, H Home A Away N Neutral

## Air Force

## Through Games Of March 2, 2017

Average RPI Win:	281	WON-LOST	WINNING	LAST 10	STRENGTH OF	OPP. STRENGTH	TEAM	ADJ.	CONF.	ADJ CONF.
Average RPI Loss:	169	RECORD	PCT. RANK	GAMES	SCHEDULE	OF SCHEDULE	RPI	RPI	RPI	RPI
DIV. I ONLY	4- 23	329	2- 8	236	211	323	323	13	13	
DIV. I NON-CONF.	2- 8	288	0- 0	296	313	327	327	16	16	
TOTALS	RPI 1-25	RPI 26-50	W-L RECORDS	RPI 51-100	RPI 101-150	RPI 150+				
4- 23	0- 0	0- 1	OVERALL	0- 6	0- 4	4- 12				
2- 12	0- 0	0- 1	HOME	0- 3	0- 3	2- 5				
2- 11	0- 0	0- 0	AWAY	0- 3	0- 1	2- 7				
0- 0	0- 0	0- 0	NEUTRAL	0- 0	0- 0	0- 0				
2- 8	0- 0	0- 0	NON-CONFERENCE	0- 1	0- 3	2- 4				
1- 4	0- 0	0- 0	HOME	0- 0	0- 3	1- 1				
1- 4	0- 0	0- 0	AWAY	0- 1	0- 0	1- 3				
0- 0	0- 0	0- 0	NEUTRAL	0- 0	0- 0	0- 0				
2- 15	0- 0	0- 1	CONFERENCE	0- 5	0- 1	2- 8				
1- 8	0- 0	0- 1	HOME	0- 3	0- 0	1- 4				
1- 7	0- 0	0- 0	AWAY	0- 2	0- 1	1- 4				
0- 0	0- 0	0- 0	NEUTRAL	0- 0	0- 0	0- 0				

RPI S	Opponent	Score	RPI S	Opponent	Score	RPI S	Opponent	Score	RPI S	Opponent	Score	Team's RPI: 323
48	H Colorado St.	35 72	58	H Boise St.	59 69	107	H Vanderbilt	49 75				
			90	A Wyoming	41 73	124	H Northern Colo.	44 71				
			90	H Wyoming	54 66	131	H Navy	46 64				
			96	A UNLV	38 52	142	A New Mexico	64 81				
			96	H UNLV	56 60	159	A Army West Point	47 75				
			100	A Colorado	68 95	177	A Fresno St.	40 63				
						177	H Fresno St.	56 72				
						187	A Utah St.	62 65				
						187	H Utah St.	64 61				
						208	A San Jose St.	74 86				
						208	H San Jose St.	67 83				
						251	H Weber St.	61 76				
						265	A San Diego St.	62 59				
						265	H San Diego St.	51 64				
						286	A Nevada	58 65				
						286	H Nevada	51 56				
						289	A Eastern Mich.	44 65				
						308	A Denver	52 65				
						333	H Utah Valley	64 53				
						338	A Fairleigh Dickinson	56 48				
LAST 12 Division I GAMES:												
265	H San Diego St.	51 64	142	A New Mexico	64 81							
187	H Utah St.	64 61	90	A Wyoming	41 73							
96	A UNLV	38 52	177	H Fresno St.	56 72							
208	H San Jose St.	67 83	265	A San Diego St.	62 59							
286	A Nevada	58 65	96	H UNLV	56 60							
58	H Boise St.	59 69	286	H Nevada	51 56							

Non-Div I Games:

Air Force





■ Loss, 
 ■ Non-Conf, S Site, 
 ■ Home 
 ■ Away 
 N Neutral

Average RPI Win:	259	WON-LOST	WINNING	LAST 10	STRENGTH OF	OPP. STRENGTH	TEAM	ADJ.	CONF.	ADJ CONF.
Average RPI Loss:	128	RECORD	PCT. RANK	GAMES	SCHEDULE	OF SCHEDULE	RPI	RPI	RPI	RPI
DIV. I ONLY	7- 19	295	1- 9	151	152	242	242	10	10	
DIV. I NON-CONF.	5- 4	143	0- 0	237	255	164	164	11	11	
TOTALS	RPI 1-25	RPI 26-50	W-L RECORDS	RPI 51-100	RPI 101-150	RPI 150+				
7- 19	0- 0	0- 2	OVERALL	1- 6	0- 5	6- 6				
1- 10	0- 0	0- 0	HOME	0- 4	0- 3	1- 3				
6- 8	0- 0	0- 1	AWAY	1- 2	0- 2	5- 3				
0- 1	0- 0	0- 1	NEUTRAL	0- 0	0- 0	0- 0				
5- 4	0- 0	0- 1	NON-CONFERENCE	0- 2	0- 1	5- 0				
0- 2	0- 0	0- 0	HOME	0- 1	0- 1	0- 0				
5- 1	0- 0	0- 0	AWAY	0- 1	0- 0	5- 0				
0- 1	0- 0	0- 1	NEUTRAL	0- 0	0- 0	0- 0				
2- 15	0- 0	0- 1	CONFERENCE	1- 4	0- 4	1- 6				
1- 8	0- 0	0- 0	HOME	0- 3	0- 2	1- 3				
1- 7	0- 0	0- 1	AWAY	1- 1	0- 2	0- 3				
0- 0	0- 0	0- 0	NEUTRAL	0- 0	0- 0	0- 0				

RPI 1-25			RPI 26-50			RPI 51-100			RPI 101+			Team's RPI: 242			
RPI	S	Opponent	Score	RPI	S	Opponent	Score	RPI	S	Opponent	Score				
				28	N	Elon	62 65	54	H	Ohio	69 85	105	A	Kent St.	69 73
				37	A	Central Mich.	62 89	70	H	Toledo	57 61	105	H	Kent St.	58 72
								72	H	Bucknell	47 61	114	A	Ball St.	70 80
								85	A	Penn St.	71 84	114	H	Ball St.	63 90
								88	A	Northern Ill.	84 55	137	H	Duquesne	57 67
								92	A	Buffalo	51 81	184	A	Western Mich.	60 73
								92	H	Buffalo	55 81	184	H	Western Mich.	57 73
												238	A	Bowling Green	50 86
												238	H	Bowling Green	58 62
												239	A	Miami (OH)	49 54
												239	H	Miami (OH)	62 66
												248	A	Canisius	73 64
												254	A	Georgia St.	78 66
												282	A	Eastern Ky.	63 57
												289	H	Eastern Mich.	80 62
												311	A	Youngstown St.	76 74
												341	A	Winthrop	80 59
LAST 12 Division I GAMES:															
				92	H	Buffalo	55 81	239	A	Miami (OH)	49 54				
				105	A	Kent St.	69 73	238	A	Bowling Green	50 86				
				239	H	Miami (OH)	62 66	114	H	Ball St.	63 90				
				92	A	Buffalo	51 81	289	H	Eastern Mich.	80 62				
				70	H	Toledo	57 61	184	H	Western Mich.	57 73				
				105	H	Kent St.	58 72	88	A	Northern Ill.	84 55				

Non-Div I Games: Ohio Christian 69 52 Malone 63 52

Akron

 Loss, 
  Non-Conf, 
 S Site, 
  Home 
  Away 
 N Neutral

## Alabama

Through Games Of March 2, 2017

Average RPI Win:	187	WON-LOST	WINNING	LAST 10	STRENGTH OF	OPP. STRENGTH	TEAM	ADJ.	CONF.	ADJ CONF.
Average RPI Loss:	54	RECORD	PCT. RANK	GAMES	SCHEDULE	OF SCHEDULE	RPI	RPI	RPI	RPI
DIV. I ONLY	19- 12	112	4- 6	137	48	126	126	2	2	
DIV. I NON-CONF.	12- 1	7	0- 0	341	277	124	124	2	2	
TOTALS	RPI 1-25	RPI 26-50	W-L RECORDS	RPI 51-100	RPI 101-150	RPI 150+				
19- 12	3- 5	1- 2	OVERALL	1- 3	3- 1	11- 1				
12- 6	1- 3	0- 1	HOME	1- 1	1- 0	9- 1				
3- 6	1- 2	1- 1	AWAY	0- 2	1- 1	0- 0				
4- 0	1- 0	0- 0	NEUTRAL	0- 0	1- 0	2- 0				
12- 1	0- 0	0- 0	NON-CONFERENCE	1- 1	0- 0	11- 0				
10- 0	0- 0	0- 0	HOME	1- 0	0- 0	9- 0				
0- 1	0- 0	0- 0	AWAY	0- 1	0- 0	0- 0				
2- 0	0- 0	0- 0	NEUTRAL	0- 0	0- 0	2- 0				
7- 11	3- 5	1- 2	CONFERENCE	0- 2	3- 1	0- 1				
2- 6	1- 3	0- 1	HOME	0- 1	1- 0	0- 1				
3- 5	1- 2	1- 1	AWAY	0- 1	1- 1	0- 0				
2- 0	1- 0	0- 0	NEUTRAL	0- 0	1- 0	0- 0				

RPI	S	Opponent	Score	RPI	S	Opponent	Score	RPI	S	Opponent	Score	RPI	S	Opponent	Score	Team's RPI: 126
3	A	South Carolina	45 93	32	A	LSU	41 48	55	H	Georgia Tech	67 65	107	A	Vanderbilt	80 87	
5	H	Mississippi St.	54 67	44	A	Auburn	63 61	63	A	Georgetown	59 70	107	N	Vanderbilt	77 57	
14	H	Kentucky	54 71	44	H	Auburn	55 66	79	H	Florida	56 66	122	A	Ole Miss	65 57	
19	A	Missouri	59 58					84	A	Georgia	65 71	122	H	Ole Miss	90 80	
19	H	Missouri	56 65									169	H	Arkansas	50 68	
22	H	Tennessee	65 57									171	H	Kansas	71 65	
22	N	Tennessee	72 64									213	H	New Orleans	78 57	
25	A	Texas A&M	48 69									222	H	Ga. Southern	66 48	
												254	H	Georgia St.	80 57	
												287	N	McNeese	84 63	
												298	H	Lipscomb	82 35	
												302	H	Alcorn	93 43	
												303	N	UTEP	78 60	
												316	H	Mississippi Val.	93 44	
												331	H	Florida A&M	81 46	
												349	H	Alabama A&M	97 29	
LAST 12 Division I GAMES:																
22	N	Tennessee	72 64	79	H	Florida	56 66									
107	N	Vanderbilt	77 57	25	A	Texas A&M	48 69									
19	H	Missouri	56 65	32	A	LSU	41 48									
84	A	Georgia	65 71	44	H	Auburn	55 66									
44	A	Auburn	63 61	107	A	Vanderbilt	80 87									
22	H	Tennessee	65 57	122	A	Ole Miss	65 57									

Non-Div I Games:

Alabama

■ Loss, 
 ■ Non-Conf, S Site, 
 ■ Home 
 ■ Away 
 N Neutral

## Alabama A&amp;M

Through Games Of March 2, 2017

Average RPI Win:	0	WON-LOST	WINNING	LAST 10	STRENGTH OF	OPP. STRENGTH	TEAM	ADJ.	CONF.	ADJ CONF.
Average RPI Loss:	240	RECORD	PCT. RANK	GAMES	SCHEDULE	OF SCHEDULE	RPI	RPI	RPI	RPI
DIV. I ONLY	0- 24	348	0- 10	324	334	349	349	30	30	
DIV. I NON-CONF.	0- 7	335	0- 0	190	237	339	339	30	30	
TOTALS	RPI 1-25	RPI 26-50	W-L RECORDS	RPI 51-100	RPI 101-150	RPI 150+				
0- 24	0- 0	0- 1	OVERALL	0- 0	0- 2	0- 21				
0- 9	0- 0	0- 0	HOME	0- 0	0- 0	0- 9				
0- 15	0- 0	0- 0	AWAY	0- 0	0- 0	0- 7				
0- 0	0- 0	0- 0	NEUTRAL	0- 0	0- 0	0- 0				
0- 7	0- 0	0- 1	NON-CONFERENCE	0- 0	0- 2	0- 4				
0- 0	0- 0	0- 0	HOME	0- 0	0- 0	0- 0				
0- 7	0- 0	0- 1	AWAY	0- 0	0- 2	0- 4				
0- 0	0- 0	0- 0	NEUTRAL	0- 0	0- 0	0- 0				
0- 17	0- 0	0- 0	CONFERENCE	0- 0	0- 0	0- 17				
0- 9	0- 0	0- 0	HOME	0- 0	0- 0	0- 9				
0- 8	0- 0	0- 0	AWAY	0- 0	0- 0	0- 8				
0- 0	0- 0	0- 0	NEUTRAL	0- 0	0- 0	0- 0				

RPI 1-25			RPI 26-50			RPI 51-100			RPI 101+ Team's RPI: 349						
RPI	S	Opponent	Score	RPI	S	Opponent	Score	RPI	S	Opponent	Score	RPI	S	Opponent	Score
				42	A	Western Ky.	32 96					116	A	North Carolina	35 80
												126	A	Alabama	29 97
												199	A	Texas Southern	51 60
												199	H	Texas Southern	39 53
												200	A	Alabama St.	35 62
												200	H	Alabama St.	37 52
												204	H	Grambling	53 68
												227	A	Samford	37 61
												232	A	Southern U.	57 69
												232	H	Southern U.	54 66
												250	A	Evansville	54 63
												262	A	Murray St.	49 81
												266	A	Southeast Mo. St.	47 75
												271	A	Prairie View	47 71
												271	H	Prairie View	50 63
												273	A	Ark.-Pine Bluff	57 61
												273	H	Ark.-Pine Bluff	55 65
												302	A	Alcorn	42 71
												302	H	Alcorn	57 73
												316	A	Mississippi Val.	58 60
												316	H	Mississippi Val.	52 58
												336	A	Jackson St.	49 58
												336	H	Jackson St.	54 64
LAST 12 Division I GAMES:															
				336	A	Jackson St.	49 58					273	H	Ark.-Pine Bluff	55 65
				199	H	Texas Southern	39 53					316	H	Mississippi Val.	52 58
				271	H	Prairie View	50 63					199	A	Texas Southern	51 60
				302	A	Alcorn	42 71					271	A	Prairie View	47 71
				232	A	Southern U.	57 69					302	H	Alcorn	57 73
				200	A	Alabama St.	35 62					232	H	Southern U.	54 66

Non-Div I Games: Oakwood 68 65 Concordia (AL) 61 58

Alabama A&amp;M

Loss, Non-Conf, S Site, H Home A Away N Neutral

Average RPI Win:	293	WON-LOST	WINNING	LAST 10	STRENGTH OF	OPP. STRENGTH	TEAM	ADJ.	CONF.	ADJ CONF.
Average RPI Loss:	151	RECORD	PCT. RANK	GAMES	SCHEDULE	OF SCHEDULE	RPI	RPI	RPI	RPI
DIV. I ONLY	12- 14	199	6- 4	258	304	200	200	30	30	
DIV. I NON-CONF.	0- 9	335	0- 0	38	25	274	274	30	30	
TOTALS	RPI 1-25	RPI 26-50	W-L RECORDS	RPI 51-100	RPI 101-150	RPI 150+				
12- 14	0- 2	0- 1	OVERALL	0- 1	0- 3	12- 7				
6- 3	0- 0	0- 0	HOME	0- 0	0- 0	6- 3				
6- 11	0- 0	0- 0	AWAY	0- 0	0- 2	6- 2				
0- 0	0- 0	0- 0	NEUTRAL	0- 0	0- 0	0- 0				
0- 9	0- 2	0- 1	NON-CONFERENCE	0- 1	0- 3	0- 2				
0- 0	0- 0	0- 0	HOME	0- 0	0- 0	0- 0				
0- 9	0- 2	0- 1	AWAY	0- 1	0- 3	0- 2				
0- 0	0- 0	0- 0	NEUTRAL	0- 0	0- 0	0- 0				
12- 5	0- 0	0- 0	CONFERENCE	0- 0	0- 0	12- 5				
6- 3	0- 0	0- 0	HOME	0- 0	0- 0	6- 3				
6- 2	0- 0	0- 0	AWAY	0- 0	0- 0	6- 2				
0- 0	0- 0	0- 0	NEUTRAL	0- 0	0- 0	0- 0				

RPI 1-25				RPI 26-50				RPI 51-100				RPI 101+ Team's RPI: 200			
RPI	S	Opponent	Score	RPI	S	Opponent	Score	RPI	S	Opponent	Score	RPI	S	Opponent	Score
5	A	Mississippi St.	47 90	32	A	LSU	40 93	55	A	Georgia Tech	48 70	116	A	North Carolina	54 84
24	A	Ohio St.	61 118									121	A	Troy	66 95
												124	A	Southern Miss.	43 70
												199	A	Texas Southern	48 52
												199	H	Texas Southern	50 55
												204	A	Grambling	83 76
												204	H	Grambling	45 60
												227	A	Samford	49 63
												232	A	Southern U.	53 59
												232	H	Southern U.	75 70
												271	A	Prairie View	75 61
												271	H	Prairie View	74 61
												273	A	Ark.-Pine Bluff	74 62
												273	H	Ark.-Pine Bluff	51 52
												301	A	Savannah St.	39 54
												302	A	Alcorn	62 56
												302	H	Alcorn	72 54
												316	A	Mississippi Val.	79 73
												316	H	Mississippi Val.	71 57
												336	H	Jackson St.	73 64
												349	A	Alabama A&M	52 37
												349	H	Alabama A&M	62 35
LAST 12 Division I GAMES:															
204	A	Grambling	83 76	316	H	Mississippi Val.	71 57								
271	H	Prairie View	74 61	273	H	Ark.-Pine Bluff	51 52								
199	H	Texas Southern	50 55	271	A	Prairie View	75 61								
232	A	Southern U.	53 59	199	A	Texas Southern	48 52								
302	A	Alcorn	62 56	232	H	Southern U.	75 70								
349	H	Alabama A&M	62 35	302	H	Alcorn	72 54								

Non-Div I Games: Mobile 84 45

Alabama St.

■ Loss, 
 ■ Non-Conf, 
 ■ S Site, 
 ■ Home 
 ■ A Away 
 N Neutral

## Albany (NY)

Through Games Of March 2, 2017

Average RPI Win:	224	WON-LOST	WINNING	LAST 10	STRENGTH OF	OPP. STRENGTH	TEAM	ADJ.	CONF.	ADJ CONF.
Average RPI Loss:	130	RECORD	PCT. RANK	GAMES	SCHEDULE	OF SCHEDULE	RPI	RPI	RPI	RPI
DIV. I ONLY	17- 11	115	9- 1	176	185	128	128	22	22	
DIV. I NON-CONF.	5- 7	205	0- 0	147	112	174	174	22	22	
TOTALS	RPI 1-25	RPI 26-50	W-L RECORDS	RPI 51-100	RPI 101-150	RPI 150+				
17- 11	0- 2	0- 0	OVERALL	1- 2	1- 3	15- 4				
11- 1	0- 0	0- 0	HOME	1- 0	1- 0	9- 1				
6- 9	0- 1	0- 0	AWAY	0- 2	0- 3	6- 3				
0- 1	0- 1	0- 0	NEUTRAL	0- 0	0- 0	0- 0				
5- 7	0- 2	0- 0	NON-CONFERENCE	0- 1	0- 2	5- 2				
4- 0	0- 0	0- 0	HOME	0- 0	0- 0	4- 0				
1- 6	0- 1	0- 0	AWAY	0- 1	0- 2	1- 2				
0- 1	0- 1	0- 0	NEUTRAL	0- 0	0- 0	0- 0				
12- 4	0- 0	0- 0	CONFERENCE	1- 1	1- 1	10- 2				
7- 1	0- 0	0- 0	HOME	1- 0	1- 0	5- 1				
5- 3	0- 0	0- 0	AWAY	0- 1	0- 1	5- 1				
0- 0	0- 0	0- 0	NEUTRAL	0- 0	0- 0	0- 0				

RPI 1-25				RPI 26-50				RPI 51-100				RPI 101+ Team's RPI: 128			
RPI	S	Opponent	Score	RPI	S	Opponent	Score	RPI	S	Opponent	Score	RPI	S	Opponent	Score
14	A	Kentucky	46 70					67	A	New Hampshire	58 71	119	A	Fordham	82 89
16	N	Miami (FL)	53 77					67	H	New Hampshire	64 55	132	A	Yale	53 64
								71	A	St. John's (NY)	36 54	139	A	Maine	71 84
												139	H	Maine	64 60
												159	H	Army West Point	65 59
												167	H	Fairfield	59 45
												168	H	Siena	88 86
												188	A	Hartford	58 52
												188	H	Hartford	82 71
												207	A	UMBC	60 63
												207	H	UMBC	56 64
												210	A	Binghamton	67 61
												210	H	Binghamton	80 63
												220	H	Boston U.	69 54
												221	A	Dartmouth	61 69
												241	A	St. Bonaventure	59 67
												263	A	Stony Brook	75 57
												263	H	Stony Brook	64 54
												269	A	Vermont	67 52
												269	H	Vermont	64 53
												343	A	Wagner	75 50
												344	A	UMass Lowell	79 60
												344	H	UMass Lowell	93 69
LAST 12 Division I GAMES:															
188	A	Hartford	58 52	263	A	Stony Brook	75 57								
269	A	Vermont	67 52	344	A	UMass Lowell	79 60								
139	H	Maine	64 60	188	H	Hartford	82 71								
207	A	UMBC	60 63	269	H	Vermont	64 53								
210	H	Binghamton	80 63	139	A	Maine	71 84								
67	H	New Hampshire	64 55	210	A	Binghamton	67 61								

Non-Div I Games: Post 85 61

Albany (NY)

■ Loss, 
 ■ Non-Conf, 
 ■ S Site, 
 ■ Home 
 ■ A Away 
 N Neutral



A  
l  
c  
o  
r  
n

A  
l  
c  
o  
r  
n

Alcorn

Page 9

A  
l  
c  
o  
r  
n

Alcorn  
RPI S Opponent Score

Through Games Of March 2, 2017

RPI	S	Opponent	Score	
349	A	Alabama A&M	73	57
349	H	Alabama A&M	71	42

A  
l  
c  
o  
r  
n

Alcorn

Average RPI Win: <b>235</b>	WON-LOST	WINNING	LAST 10	STRENGTH OF	OPP. STRENGTH	TEAM	ADJ.	CONF.	ADJ CONF.
Average RPI Loss: <b>166</b>	RECORD	PCT. RANK	GAMES	SCHEDULE	OF SCHEDULE	RPI	RPI	RPI	RPI
DIV. I ONLY	<b>14- 15</b>	<b>183</b>	<b>6- 4</b>	<b>178</b>	<b>259</b>	<b>192</b>	<b>192</b>	<b>23</b>	<b>23</b>
DIV. I NON-CONF.	<b>3- 8</b>	<b>262</b>	<b>0- 0</b>	<b>111</b>	<b>191</b>	<b>229</b>	<b>229</b>	<b>25</b>	<b>25</b>
TOTALS	RPI 1-25	RPI 26-50	W-L RECORDS	RPI 51-100	RPI 101-150	RPI 150+			
14- 15	0- 0	1- 1	OVERALL	1- 2	1- 4	11- 8			
9- 4	0- 0	1- 0	HOME	1- 0	1- 2	6- 2			
5- 9	0- 0	0- 1	AWAY	0- 2	0- 0	5- 5			
0- 2	0- 0	0- 0	NEUTRAL	0- 0	0- 1	0- 1			
3- 8	0- 0	1- 1	NON-CONFERENCE	0- 1	0- 3	2- 3			
2- 2	0- 0	1- 0	HOME	0- 0	0- 2	1- 0			
1- 4	0- 0	0- 1	AWAY	0- 1	0- 0	1- 2			
0- 2	0- 0	0- 0	NEUTRAL	0- 0	0- 1	0- 1			
11- 7	0- 0	0- 0	CONFERENCE	1- 1	1- 1	9- 5			
7- 2	0- 0	0- 0	HOME	1- 0	1- 0	5- 2			
4- 5	0- 0	0- 0	AWAY	0- 1	0- 1	4- 3			
0- 0	0- 0	0- 0	NEUTRAL	0- 0	0- 0	0- 0			

RPI S	Opponent	Score	RPI S	Opponent	Score	RPI S	Opponent	Score	RPI S	Opponent	Score	Team's RPI: 192
39	A Michigan	33 82	72	A Bucknell	67 73	130	H William & Mary	34 48				
47	H George Washington	66 61	72	H Bucknell	59 47	131	A Navy	44 60				
			85	A Penn St.	65 70	131	H Navy	50 48				
						133	H Delaware	55 56				
						141	N VCU	62 68				
						159	A Army West Point	51 53				
						159	H Army West Point	57 68				
						166	A La Salle	59 63				
						189	A Hofstra	67 72				
						207	H UMBC	70 53				
						220	A Boston U.	62 71				
						220	H Boston U.	73 62				
						254	N Georgia St.	58 59				
						270	A Loyola Maryland	60 45				
						270	H Loyola Maryland	66 59				
						274	A Colgate	73 62				
						274	H Colgate	68 57				
						295	A Lehigh	70 58				
						295	H Lehigh	68 51				
						307	A Holy Cross	46 51				
						307	H Holy Cross	60 61				
						309	A Lafayette	76 52				
						309	H Lafayette	75 45				
						311	A Youngstown St.	77 64				
LAST 12 Division I GAMES:												
131	A Navy	44 60	220	A Boston U.	62 71							
270	H Loyola Maryland	66 59	295	A Lehigh	70 58							
131	H Navy	50 48	72	H Bucknell	59 47							
307	A Holy Cross	46 51	274	A Colgate	73 62							
309	H Lafayette	75 45	307	H Holy Cross	60 61							
159	H Army West Point	57 68	309	A Lafayette	76 52							

Non-Div I Games:

American

■ Loss, 
 ■ Non-Conf, 
 ■ S Site, 
 ■ H Home 
 ■ A Away 
 N Neutral

## Appalachian St.

Through Games Of March 2, 2017

Average RPI Win:	263	WON-LOST	WINNING	LAST 10	STRENGTH OF	OPP. STRENGTH	TEAM	ADJ.	CONF.	ADJ CONF.
Average RPI Loss:	138	RECORD	PCT. RANK	GAMES	SCHEDULE	OF SCHEDULE	RPI	RPI	RPI	RPI
DIV. I ONLY	11- 17	234	3- 7	170	227	214	214	21	21	
DIV. I NON-CONF.	5- 6	186	0- 0	159	206	173	173	19	19	
TOTALS	RPI 1-25	RPI 26-50	W-L RECORDS	RPI 51-100	RPI 101-150	RPI 150+				
11- 17	0- 2	0- 2	OVERALL	0- 3	1- 4	10- 6				
5- 7	0- 0	0- 1	HOME	0- 1	0- 3	5- 2				
5- 10	0- 2	0- 1	AWAY	0- 2	1- 1	4- 4				
1- 0	0- 0	0- 0	NEUTRAL	0- 0	0- 0	1- 0				
5- 6	0- 2	0- 0	NON-CONFERENCE	0- 1	0- 1	5- 2				
2- 2	0- 0	0- 0	HOME	0- 0	0- 1	2- 1				
2- 4	0- 2	0- 0	AWAY	0- 1	0- 0	2- 1				
1- 0	0- 0	0- 0	NEUTRAL	0- 0	0- 0	1- 0				
6- 11	0- 0	0- 2	CONFERENCE	0- 2	1- 3	5- 4				
3- 5	0- 0	0- 1	HOME	0- 1	0- 2	3- 1				
3- 6	0- 0	0- 1	AWAY	0- 1	1- 1	2- 3				
0- 0	0- 0	0- 0	NEUTRAL	0- 0	0- 0	0- 0				

RPI 1-25				RPI 26-50				RPI 51-100				RPI 101+ Team's RPI: 214			
RPI	S	Opponent	Score	RPI	S	Opponent	Score	RPI	S	Opponent	Score	RPI	S	Opponent	Score
15	A	DePaul	58 99	50	A	Little Rock	55 67	55	A	Georgia Tech	52 81	121	A	Troy	77 86
22	A	Tennessee	66 92	50	H	Little Rock	69 77	99	A	UT Arlington	63 74	123	H	Radford	54 57
								99	H	UT Arlington	62 73	146	H	Louisiana	58 68
												148	A	Texas St.	66 64
												148	H	Texas St.	37 53
												203	A	ETSU	71 68
												209	H	Col. of Charleston	62 65
												222	A	Ga. Southern	50 53
												222	H	Ga. Southern	73 48
												231	A	Richmond	46 55
												237	H	UNC Asheville	81 51
												240	A	South Ala.	41 54
												246	A	Liberty	66 57
												254	A	Georgia St.	67 63
												254	H	Georgia St.	55 59
												255	A	Coastal Caro.	55 60
												292	H	N.C. A&T	71 58
												313	N	Gardner-Webb	72 67
												320	A	Arkansas St.	81 72
												320	H	Arkansas St.	76 50
												335	H	La.-Monroe	79 61
LAST 12 Division I GAMES:															
335	H	La.-Monroe	79 61	320	A	Arkansas St.	81 72								
146	H	Louisiana	58 68	50	A	Little Rock	55 67								
240	A	South Ala.	41 54	99	H	UT Arlington	62 73								
121	A	Troy	77 86	148	H	Texas St.	37 53								
254	H	Georgia St.	55 59	222	A	Ga. Southern	50 53								
222	H	Ga. Southern	73 48	254	A	Georgia St.	67 63								

Non-Div I Games:

Appalachian St.

■ Loss, 
 ■ Non-Conf, S Site, 
 ■ Home 
 ■ Away 
 N Neutral

# Arizona

Through Games Of March 2, 2017

Average RPI Win:	178	WON-LOST	WINNING	LAST 10	STRENGTH OF	OPP. STRENGTH	TEAM	ADJ.	CONF.	ADJ CONF.
Average RPI Loss:	51	RECORD	PCT. RANK	GAMES	SCHEDULE	OF SCHEDULE	RPI	RPI	RPI	RPI
DIV. I ONLY	14- 16	194	3- 7	58	36	129	129	1	1	
DIV. I NON-CONF.	9- 2	37	0- 0	309	307	133	133	1	1	
TOTALS	RPI 1-25	RPI 26-50	W-L RECORDS	RPI 51-100	RPI 101-150	RPI 150+				
14- 16	0- 7	1- 3	OVERALL	4- 4	1- 0	8- 2				
9- 7	0- 4	1- 1	HOME	2- 1	0- 0	6- 1				
5- 8	0- 3	0- 1	AWAY	2- 3	1- 0	2- 1				
0- 1	0- 0	0- 1	NEUTRAL	0- 0	0- 0	0- 0				
9- 2	0- 0	0- 0	NON-CONFERENCE	0- 0	1- 0	8- 2				
6- 1	0- 0	0- 0	HOME	0- 0	0- 0	6- 1				
3- 1	0- 0	0- 0	AWAY	0- 0	1- 0	2- 1				
0- 0	0- 0	0- 0	NEUTRAL	0- 0	0- 0	0- 0				
5- 14	0- 7	1- 3	CONFERENCE	4- 4	0- 0	0- 0				
3- 6	0- 4	1- 1	HOME	2- 1	0- 0	0- 0				
2- 7	0- 3	0- 1	AWAY	2- 3	0- 0	0- 0				
0- 1	0- 0	0- 1	NEUTRAL	0- 0	0- 0	0- 0				

RPI	S	Opponent	Score	RPI	S	Opponent	Score	RPI	S	Opponent	Score	RPI	S	Opponent	Score	Team's RPI: 129
6	H	Oregon St.	57 65	31	A	Arizona St.	54 67	52	A	California	60 71	147	A	New Mexico St.	74 63	
7	A	Washington	55 91	31	H	Arizona St.	62 58	52	H	California	64 74	171	A	Kansas	51 75	
7	H	Washington	73 90	40	H	Oregon	65 79	74	A	Utah	81 70	183	H	North Texas	58 62	
8	A	Stanford	46 73	40	N	Oregon	63 70	87	A	Southern California	54 58	187	H	Utah St.	61 57	
8	H	Stanford	55 77					87	H	Southern California	67 62	195	A	George Mason	81 70	
10	A	UCLA	49 69					95	A	Washington St.	70 62	204	H	Grambling	73 46	
10	H	UCLA	56 79					95	H	Washington St.	56 55	215	H	San Diego	76 59	
								100	A	Colorado	56 65	245	H	Portland St.	75 52	
												283	A	Southern Utah	77 65	
												302	H	Alcorn	74 59	
												337	H	Fla. Atlantic	77 67	
LAST 12 Division I GAMES:																
40	N	Oregon	63 70	7	A	Washington	55 91									
87	H	Southern California	67 62	6	H	Oregon St.	57 65									
10	H	UCLA	56 79	40	H	Oregon	65 79									
31	A	Arizona St.	54 67	10	A	UCLA	49 69									
31	H	Arizona St.	62 58	87	A	Southern California	54 58									
95	A	Washington St.	70 62	52	A	California	60 71									

Non-Div I Games:

Arizona

Loss, Non-Conf, S Site, H Home A Away N Neutral

Average RPI Win:	118	WON-LOST	WINNING	LAST 10	STRENGTH OF	OPP. STRENGTH	TEAM	ADJ.	CONF.	ADJ CONF.
Average RPI Loss:	30	RECORD	PCT. RANK	GAMES	SCHEDULE	OF SCHEDULE	RPI	RPI	RPI	RPI
DIV. I ONLY	19- 11	105	5- 5	22	4	31	31	1	1	
DIV. I NON-CONF.	9- 2	37	0- 0	86	48	32	32	1	1	
TOTALS	RPI 1-25	RPI 26-50	W-L RECORDS	RPI 51-100	RPI 101-150	RPI 150+				
19- 11	1- 8	1- 1	OVERALL	11- 1	1- 1	5- 0				
11- 4	0- 4	1- 0	HOME	4- 0	1- 0	5- 0				
6- 6	1- 3	0- 1	AWAY	5- 1	0- 1	0- 0				
2- 1	0- 1	0- 0	NEUTRAL	2- 0	0- 0	0- 0				
9- 2	1- 1	0- 1	NON-CONFERENCE	3- 0	0- 0	5- 0				
6- 0	0- 0	0- 0	HOME	1- 0	0- 0	5- 0				
2- 1	1- 0	0- 1	AWAY	1- 0	0- 0	0- 0				
1- 1	0- 1	0- 0	NEUTRAL	1- 0	0- 0	0- 0				
10- 9	0- 7	1- 0	CONFERENCE	8- 1	1- 1	0- 0				
5- 4	0- 4	1- 0	HOME	3- 0	1- 0	0- 0				
4- 5	0- 3	0- 0	AWAY	4- 1	0- 1	0- 0				
1- 0	0- 0	0- 0	NEUTRAL	1- 0	0- 0	0- 0				

RPI 1-25				RPI 26-50				Team's RPI: 31		RPI 51-100				RPI 101+			
RPI	S	Opponent	Score	RPI	S	Opponent	Score		RPI	S	Opponent	Score	RPI	S	Opponent	Score	
6	H	Oregon St.	45 54	36	A	Marquette	63 75		52	A	California	54 45	129	A	Arizona	58 62	
7	A	Washington	57 70	40	H	Oregon	68 63		52	H	California	72 62	129	H	Arizona	67 54	
7	H	Washington	54 65						71	N	St. John's (NY)	54 41	152	H	Oral Roberts	79 52	
8	A	Stanford	56 66						74	A	Utah	66 44	208	H	San Jose St.	82 37	
8	H	Stanford	57 64						74	N	Utah	72 54	220	H	Boston U.	71 42	
10	A	UCLA	60 69						77	A	Middle Tenn.	69 48	307	H	Holy Cross	63 33	
10	H	UCLA	52 55						79	H	Florida	69 63	312	H	Illinois St.	76 40	
14	A	Kentucky	73 71						87	A	Southern California	50 65					
20	N	Maryland	42 83						87	H	Southern California	69 62					
									95	A	Washington St.	61 58					
									95	H	Washington St.	68 49					
									100	A	Colorado	71 52					
LAST 12 Division I GAMES:																	
		74	N	Utah			72	54			95	A	Washington St.			61	58
		10	H	UCLA			52	55			40	H	Oregon			68	63
		87	H	Southern California			69	62			6	H	Oregon St.			45	54
		129	H	Arizona			67	54			87	A	Southern California			50	65
		129	A	Arizona			58	62			10	A	UCLA			60	69
		7	A	Washington			57	70			8	A	Stanford			56	66

Non-Div I Games:

Arizona St.

■ Loss, 
 ■ Non-Conf, S Site, 
 ■ Home 
 ■ Away 
 N Neutral

Average RPI Win:	276	WON-LOST	WINNING	LAST 10	STRENGTH OF	OPP. STRENGTH	TEAM	ADJ.	CONF.	ADJ CONF.
Average RPI Loss:	201	RECORD	PCT. RANK	GAMES	SCHEDULE	OF SCHEDULE	RPI	RPI	RPI	RPI
DIV. I ONLY	10- 16	241	6- 4	286	332	273	273	30	30	
DIV. I NON-CONF.	1- 8	314	0- 0	94	200	271	271	30	30	
TOTALS	RPI 1-25	RPI 26-50	W-L RECORDS	RPI 51-100	RPI 101-150	RPI 150+				
10- 16	0- 1	0- 1	OVERALL	0- 0	0- 1	10- 13				
5- 5	0- 0	0- 0	HOME	0- 0	0- 0	5- 5				
4- 10	0- 1	0- 1	AWAY	0- 0	0- 1	4- 7				
1- 1	0- 0	0- 0	NEUTRAL	0- 0	0- 0	1- 1				
1- 8	0- 1	0- 1	NON-CONFERENCE	0- 0	0- 1	1- 5				
0- 1	0- 0	0- 0	HOME	0- 0	0- 0	0- 1				
0- 6	0- 1	0- 1	AWAY	0- 0	0- 1	0- 3				
1- 1	0- 0	0- 0	NEUTRAL	0- 0	0- 0	1- 1				
9- 8	0- 0	0- 0	CONFERENCE	0- 0	0- 0	9- 8				
5- 4	0- 0	0- 0	HOME	0- 0	0- 0	5- 4				
4- 4	0- 0	0- 0	AWAY	0- 0	0- 0	4- 4				
0- 0	0- 0	0- 0	NEUTRAL	0- 0	0- 0	0- 0				

RPI 1-25				RPI 26-50				RPI 51-100				RPI 101+ Team's RPI: 273			
RPI	S	Opponent	Score	RPI	S	Opponent	Score	RPI	S	Opponent	Score	RPI	S	Opponent	Score
6	A	Oregon St.	40 73	33	A	South Dakota St.	45 103					114	A	Ball St.	60 88
												165	A	Cincinnati	42 72
												182	N	Campbell	31 51
												190	A	Xavier	41 62
												199	A	Texas Southern	71 60
												199	H	Texas Southern	49 45
												200	A	Alabama St.	52 51
												200	H	Alabama St.	62 74
												204	A	Grambling	54 56
												204	H	Grambling	58 68
												205	A	Illinois	58 70
												232	A	Southern U.	50 67
												232	H	Southern U.	63 59
												260	H	Austin Peay	55 69
												271	A	Prairie View	57 62
												271	H	Prairie View	64 47
												302	A	Alcorn	48 70
												302	H	Alcorn	61 56
												316	H	Mississippi Val.	63 73
												327	N	Morgan St.	53 44
												336	A	Jackson St.	78 71
												336	H	Jackson St.	56 80
												349	A	Alabama A&M	65 55
												349	H	Alabama A&M	61 57
LAST 12 Division I GAMES:															
				336	H	Jackson St.	56 80			349	A	Alabama A&M	65 55		
				204	H	Grambling	58 68			200	A	Alabama St.	52 51		
				271	A	Prairie View	57 62			336	A	Jackson St.	78 71		
				199	A	Texas Southern	71 60			204	A	Grambling	54 56		
				302	H	Alcorn	61 56			271	H	Prairie View	64 47		
				232	H	Southern U.	63 59			199	H	Texas Southern	49 45		

Non-Div I Games: Philander Smith 88 65 Tougaloo 71 60

Ark.-Pine Bluff

■ Loss, 
 ■ Non-Conf, 
 ■ S Site, 
 ■ Home 
 ■ A Away 
 N Neutral

## Arkansas

Through Games Of March 2, 2017

Average RPI Win:	<b>192</b>	WON-LOST	WINNING	LAST 10	STRENGTH OF	OPP. STRENGTH	TEAM	ADJ.	CONF.	ADJ CONF.
Average RPI Loss:	<b>58</b>	RECORD	PCT. RANK	GAMES	SCHEDULE	OF SCHEDULE	RPI	RPI	RPI	RPI
DIV. I ONLY	<b>13- 17</b>	<b>211</b>	<b>0- 10</b>	<b>88</b>	<b>42</b>	<b>169</b>	<b>169</b>	<b>2</b>	<b>2</b>	
DIV. I NON-CONF.	<b>11- 2</b>	<b>23</b>	<b>0- 0</b>	<b>291</b>	<b>208</b>	<b>100</b>	<b>100</b>	<b>2</b>	<b>2</b>	
TOTALS	RPI 1-25	RPI 26-50	W-L RECORDS	RPI 51-100	RPI 101-150	RPI 150+				
13- 17	0- 7	0- 3	OVERALL	2- 3	5- 2	6- 2				
9- 8	0- 4	0- 2	HOME	2- 1	2- 0	5- 1				
2- 8	0- 3	0- 1	AWAY	0- 1	1- 2	1- 1				
2- 1	0- 0	0- 0	NEUTRAL	0- 1	2- 0	0- 0				
11- 2	0- 0	0- 0	NON-CONFERENCE	2- 0	3- 0	6- 2				
8- 1	0- 0	0- 0	HOME	2- 0	1- 0	5- 1				
1- 1	0- 0	0- 0	AWAY	0- 0	0- 0	1- 1				
2- 0	0- 0	0- 0	NEUTRAL	0- 0	2- 0	0- 0				
2- 15	0- 7	0- 3	CONFERENCE	0- 3	2- 2	0- 0				
1- 7	0- 4	0- 2	HOME	0- 1	1- 0	0- 0				
1- 7	0- 3	0- 1	AWAY	0- 1	1- 2	0- 0				
0- 1	0- 0	0- 0	NEUTRAL	0- 1	0- 0	0- 0				

RPI 1-25				RPI 26-50				RPI 51-100				RPI 101+ Team's RPI: 169			
RPI	S	Opponent	Score	RPI	S	Opponent	Score	RPI	S	Opponent	Score	RPI	S	Opponent	Score
3	H	South Carolina	49 79	32	A	LSU	46 53	61	H	South Dakota	70 67	102	H	Texas Tech	66 60
5	H	Mississippi St.	51 59	32	H	LSU	52 53	79	A	Florida	53 57	107	A	Vanderbilt	64 66
14	H	Kentucky	62 69	44	H	Auburn	64 70	79	N	Florida	61 71	107	H	Vanderbilt	59 56
19	A	Missouri	56 67					84	H	Georgia	66 69	122	A	Ole Miss	64 73
19	H	Missouri	46 60					97	H	Stetson	79 62	126	A	Alabama	68 50
22	A	Tennessee	46 59									131	N	Navy	70 67
25	A	Texas A&M	65 90									144	N	Memphis	91 61
												151	A	Tulsa	57 50
												152	H	Oral Roberts	60 70
												154	A	Missouri St.	62 64
												267	H	Butler	68 50
												293	H	Northwestern St.	65 36
												335	H	La.-Monroe	92 46
												339	H	Houston Baptist	101 40
												342	H	Sam Houston St.	71 39
LAST 12 Division I GAMES:															
				79	N	Florida	61 71	79	A	Florida	53 57				
				44	H	Auburn	64 70	3	H	South Carolina	49 79				
				107	A	Vanderbilt	64 66	84	H	Georgia	66 69				
				22	A	Tennessee	46 59	32	A	LSU	46 53				
				14	H	Kentucky	62 69	19	H	Missouri	46 60				
				19	A	Missouri	56 67	107	H	Vanderbilt	59 56				

Non-Div I Games:

Arkansas

■ Loss, 
 ■ Non-Conf, S Site, 
 ■ Home 
 ■ Away 
 N Neutral



## Arkansas St.

Through Games Of March 2, 2017

Average RPI Win:	252	WON-LOST	WINNING	LAST 10	STRENGTH OF	OPP. STRENGTH	TEAM	ADJ.	CONF.	ADJ CONF.
Average RPI Loss:	157	RECORD	PCT. RANK	GAMES	SCHEDULE	OF SCHEDULE	RPI	RPI	RPI	RPI
DIV. I ONLY	6- 23	316	2- 8	242	158	320	320	21	21	
DIV. I NON-CONF.	2- 10	305	0- 0	248	47	312	312	19	19	
TOTALS	RPI 1-25	RPI 26-50	W-L RECORDS	RPI 51-100	RPI 101-150	RPI 150+				
6- 23	0- 0	0- 4	OVERALL	0- 4	0- 5	6- 10				
5- 7	0- 0	0- 2	HOME	0- 1	0- 2	5- 2				
0- 14	0- 0	0- 2	AWAY	0- 2	0- 3	0- 7				
1- 2	0- 0	0- 0	NEUTRAL	0- 1	0- 0	1- 1				
2- 10	0- 0	0- 2	NON-CONFERENCE	0- 3	0- 0	2- 5				
1- 2	0- 0	0- 1	HOME	0- 1	0- 0	1- 0				
0- 6	0- 0	0- 1	AWAY	0- 1	0- 0	0- 4				
1- 2	0- 0	0- 0	NEUTRAL	0- 1	0- 0	1- 1				
4- 13	0- 0	0- 2	CONFERENCE	0- 1	0- 5	4- 5				
4- 5	0- 0	0- 1	HOME	0- 0	0- 2	4- 2				
0- 8	0- 0	0- 1	AWAY	0- 1	0- 3	0- 3				
0- 0	0- 0	0- 0	NEUTRAL	0- 0	0- 0	0- 0				

RPI 1-25			RPI 26-50			RPI 51-100			RPI 101+			Team's RPI: 320			
RPI	S	Opponent	Score	RPI	S	Opponent	Score	RPI	S	Opponent	Score				
				34	H	South Fla.	59 78	52	N	California	55 80	121	A	Troy	77 90
				49	A	Iowa St.	53 105	68	A	Oklahoma St.	34 76	121	H	Troy	75 83
				50	A	Little Rock	59 73	79	H	Florida	60 71	146	A	Louisiana	60 72
				50	H	Little Rock	35 60	99	A	UT Arlington	58 69	146	H	Louisiana	72 80
												148	A	Texas St.	43 63
												151	H	Tulsa	83 80
												191	A	Wichita St.	51 69
												214	A	Appalachian St.	50 76
												214	H	Appalachian St.	72 81
												222	H	Ga. Southern	76 84
												226	A	UT Martin	63 68
												240	H	South Ala.	56 53
												249	A	Tennessee St.	66 76
												254	H	Georgia St.	59 57
												255	A	Coastal Caro.	55 57
												255	H	Coastal Caro.	60 52
												260	A	Austin Peay	55 62
												278	N	Kennesaw St.	70 67
												285	N	Northern Ky.	78 83
												335	A	La.-Monroe	51 59
												335	H	La.-Monroe	71 56
LAST 12 Division I GAMES:															
				121	A	Troy	77 90	214	H	Appalachian St.	72 81				
				222	H	Ga. Southern	76 84	255	H	Coastal Caro.	60 52				
				254	H	Georgia St.	59 57	335	A	La.-Monroe	51 59				
				50	H	Little Rock	35 60	146	A	Louisiana	60 72				
				99	A	UT Arlington	58 69	121	H	Troy	75 83				
				148	A	Texas St.	43 63	240	H	South Ala.	56 53				

Non-Div I Games:

Arkansas St.

■ Loss, 
■ Non-Conf, 
■ S Site, 
■ H Home 
■ A Away 
N Neutral

Army West Point

Through Games Of March 2, 2017

Average RPI Win:	270	WON-LOST	WINNING	LAST 10	STRENGTH OF	OPP. STRENGTH	TEAM	ADJ.	CONF.	ADJ CONF.
Average RPI Loss:	136	RECORD	PCT. RANK	GAMES	SCHEDULE	OF SCHEDULE	RPI	RPI	RPI	RPI
DIV. I ONLY	20- 8	62	7- 3	326	261	159	159	23	23	
DIV. I NON-CONF.	8- 2	49	0- 0	340	274	150	150	25	25	
TOTALS	RPI 1-25	RPI 26-50	W-L RECORDS	RPI 51-100	RPI 101-150	RPI 150+				
20- 8	0- 0	0- 0	OVERALL	0- 3	2- 3	18- 2				
11- 3	0- 0	0- 0	HOME	0- 1	1- 1	10- 1				
9- 5	0- 0	0- 0	AWAY	0- 2	1- 2	8- 1				
0- 0	0- 0	0- 0	NEUTRAL	0- 0	0- 0	0- 0				
8- 2	0- 0	0- 0	NON-CONFERENCE	0- 1	2- 1	6- 0				
5- 0	0- 0	0- 0	HOME	0- 0	1- 0	4- 0				
3- 2	0- 0	0- 0	AWAY	0- 1	1- 1	2- 0				
0- 0	0- 0	0- 0	NEUTRAL	0- 0	0- 0	0- 0				
12- 6	0- 0	0- 0	CONFERENCE	0- 2	0- 2	12- 2				
6- 3	0- 0	0- 0	HOME	0- 1	0- 1	6- 1				
6- 3	0- 0	0- 0	AWAY	0- 1	0- 1	6- 1				
0- 0	0- 0	0- 0	NEUTRAL	0- 0	0- 0	0- 0				

RPI S	Opponent	Score	RPI S	Opponent	Score	RPI S	Opponent	Score	RPI S	Opponent	Score	Team's RPI: 159
						66	A Minnesota	52 70	128	A Albany (NY)	59 65	
						72	A Bucknell	62 68	131	A Navy	62 67	
						72	H Bucknell	56 60	131	H Navy	58 63	
									132	H Yale	59 55	
									133	A Delaware	61 47	
									192	A American	68 57	
									192	H American	53 51	
									220	A Boston U.	64 52	
									220	H Boston U.	62 66	
									221	A Dartmouth	68 60	
									270	A Loyola Maryland	62 71	
									270	H Loyola Maryland	67 48	
									274	A Colgate	76 69	
									274	H Colgate	57 47	
									295	A Lehigh	75 71	
									295	H Lehigh	70 52	
									307	A Holy Cross	67 59	
									307	H Holy Cross	60 41	
									309	A Lafayette	63 55	
									309	H Lafayette	76 73	
									323	H Air Force	75 47	
									324	H St. Francis Brooklyn	69 46	
									334	A LIU Brooklyn	68 47	
									338	H Fairleigh Dickinson	86 58	
									343	H Wagner	85 40	
LAST 12 Division I GAMES:												
			220	H Boston U.	62 66		274	H Colgate	57 47			
			295	H Lehigh	70 52		270	H Loyola Maryland	67 48			
			220	A Boston U.	64 52		309	A Lafayette	63 55			
			131	A Navy	62 67		72	A Bucknell	62 68			
			307	H Holy Cross	60 41		131	H Navy	58 63			
			192	A American	68 57		307	A Holy Cross	67 59			

Non-Div I Games: Mercy 90 48

Army West Point

Loss, Non-Conf, S Site, H Home A Away N Neutral

Average RPI Win:	<b>128</b>	WON-LOST	WINNING	LAST 10	STRENGTH OF	OPP. STRENGTH	TEAM	ADJ.	CONF.	ADJ CONF.
Average RPI Loss:	<b>53</b>	RECORD	PCT. RANK	GAMES	SCHEDULE	OF SCHEDULE	RPI	RPI	RPI	RPI
DIV. I ONLY	<b>17- 14</b>	<b>152</b>	<b>3- 7</b>	<b>10</b>	<b>45</b>	<b>44</b>	<b>44</b>	<b>2</b>	<b>2</b>	
DIV. I NON-CONF.	<b>10- 4</b>	<b>80</b>	<b>0- 0</b>	<b>35</b>	<b>123</b>	<b>35</b>	<b>35</b>	<b>2</b>	<b>2</b>	
TOTALS	RPI 1-25	RPI 26-50	W-L RECORDS	RPI 51-100	RPI 101-150	RPI 150+				
17- 14	1- 7	3- 0	OVERALL	2- 5	6- 2	5- 0				
7- 6	1- 3	2- 0	HOME	1- 2	2- 1	1- 0				
7- 6	0- 4	0- 0	AWAY	1- 1	3- 1	3- 0				
3- 2	0- 0	1- 0	NEUTRAL	0- 2	1- 0	1- 0				
10- 4	0- 1	2- 0	NON-CONFERENCE	1- 3	3- 0	4- 0				
4- 1	0- 0	1- 0	HOME	1- 1	1- 0	1- 0				
3- 2	0- 1	0- 0	AWAY	0- 1	1- 0	2- 0				
3- 1	0- 0	1- 0	NEUTRAL	0- 1	1- 0	1- 0				
7- 10	1- 6	1- 0	CONFERENCE	1- 2	3- 2	1- 0				
3- 5	1- 3	1- 0	HOME	0- 1	1- 1	0- 0				
4- 4	0- 3	0- 0	AWAY	1- 0	2- 1	1- 0				
0- 1	0- 0	0- 0	NEUTRAL	0- 1	0- 0	0- 0				

RPI	S	Opponent	Score	RPI	S	Opponent	Score	Team's RPI: 44	RPI	S	Opponent	Score	RPI	S	Opponent	Score
3	A	South Carolina	41 <b>60</b>	26	N	Drake	85 80		64	A	Tulane	59 <b>61</b>	107	A	Vanderbilt	64 59
3	H	South Carolina	47 <b>73</b>	32	H	LSU	54 49		65	N	West Virginia	52 <b>56</b>	114	N	Ball St.	54 40
5	H	Mississippi St.	47 <b>77</b>	45	H	Indiana	71 67		79	A	Florida	82 75	121	H	Troy	61 52
14	H	Kentucky	60 <b>64</b>						84	H	Georgia	51 <b>57</b>	122	A	Ole Miss	59 <b>63</b>
19	A	Missouri	53 <b>68</b>						84	N	Georgia	52 <b>56</b>	122	H	Ole Miss	83 60
22	H	Tennessee	79 61						93	H	Jacksonville	53 41	126	A	Alabama	66 55
23	A	Kansas St.	66 <b>71</b>						98	H	Virginia Tech	87 <b>92</b>	126	H	Alabama	61 <b>63</b>
25	A	Texas A&M	61 <b>66</b>										143	A	Louisiana Tech	76 66
													164	A	East Carolina	61 52
													169	A	Arkansas	70 64
													228	N	Marist	52 51
													292	A	N.C. A&T	68 36
													301	H	Savannah St.	75 46
LAST 12 Division I GAMES:																
		84	N	Georgia	52 <b>56</b>	3	A	South Carolina	41 <b>60</b>							
		169	A	Arkansas	70 64	25	A	Texas A&M	61 <b>66</b>							
		32	H	LSU	54 49	5	H	Mississippi St.	47 <b>77</b>							
		126	H	Alabama	61 <b>63</b>	126	A	Alabama	66 55							
		122	A	Ole Miss	59 <b>63</b>	19	A	Missouri	53 <b>68</b>							
		84	H	Georgia	51 <b>57</b>	14	H	Kentucky	60 <b>64</b>							

Non-Div I Games:

Auburn

■ Loss, 
 ■ Non-Conf, 
 ■ S Site, 
 ■ Home 
 ■ Away 
 N Neutral

Average RPI Win:	260	WON-LOST	WINNING	LAST 10	STRENGTH OF	OPP. STRENGTH	TEAM	ADJ.	CONF.	ADJ CONF.
Average RPI Loss:	191	RECORD	PCT. RANK	GAMES	SCHEDULE	OF SCHEDULE	RPI	RPI	RPI	RPI
DIV. I ONLY	12- 16	214	4- 6	295	268	260	260	26	26	
DIV. I NON-CONF.	4- 7	224	0- 0	239	229	262	262	26	26	
TOTALS	RPI 1-25	RPI 26-50	W-L RECORDS	RPI 51-100	RPI 101-150	RPI 150+				
12- 16	0- 0	0- 1	OVERALL	0- 2	0- 2	12- 11				
8- 5	0- 0	0- 1	HOME	0- 1	0- 0	8- 3				
4- 9	0- 0	0- 0	AWAY	0- 1	0- 2	4- 6				
0- 2	0- 0	0- 0	NEUTRAL	0- 0	0- 0	0- 2				
4- 7	0- 0	0- 1	NON-CONFERENCE	0- 1	0- 2	4- 3				
3- 2	0- 0	0- 1	HOME	0- 0	0- 0	3- 1				
1- 4	0- 0	0- 0	AWAY	0- 1	0- 2	1- 1				
0- 1	0- 0	0- 0	NEUTRAL	0- 0	0- 0	0- 1				
8- 9	0- 0	0- 0	CONFERENCE	0- 1	0- 0	8- 8				
5- 3	0- 0	0- 0	HOME	0- 1	0- 0	5- 2				
3- 5	0- 0	0- 0	AWAY	0- 0	0- 0	3- 5				
0- 1	0- 0	0- 0	NEUTRAL	0- 0	0- 0	0- 1				

RPI 1-25				RPI 26-50				RPI 51-100				RPI 101+ Team's RPI: 260			
RPI	S	Opponent	Score	RPI	S	Opponent	Score	RPI	S	Opponent	Score	RPI	S	Opponent	Score
				42	H	Western Ky.	65 85	59	H	Belmont	71 80	111	A	UCF	43 61
								77	A	Middle Tenn.	51 82	122	A	Ole Miss	38 66
												185	H	Morehead St.	71 81
												198	A	SIUE	69 76
												198	H	SIUE	85 62
												203	H	ETSU	77 74
												226	A	UT Martin	80 83
												226	H	UT Martin	85 60
												226	N	UT Martin	43 59
												239	H	Miami (OH)	58 73
												241	N	St. Bonaventure	57 58
												247	A	Jacksonville St.	45 65
												249	H	Tennessee St.	79 63
												250	A	Evansville	54 68
												262	A	Murray St.	62 67
												262	H	Murray St.	75 63
												266	A	Southeast Mo. St.	74 64
												266	H	Southeast Mo. St.	84 74
												273	A	Ark.-Pine Bluff	69 55
												278	H	Kennesaw St.	68 49
												280	A	Tennessee Tech	87 84
												282	A	Eastern Ky.	71 80
												296	A	Eastern Ill.	69 59
												296	H	Eastern Ill.	73 78
												320	H	Arkansas St.	62 55
LAST 12 Division I GAMES:															
				226	N	UT Martin	43 59	249	H	Tennessee St.	79 63				
				266	A	Southeast Mo. St.	74 64	282	A	Eastern Ky.	71 80				
				226	H	UT Martin	85 60	266	H	Southeast Mo. St.	84 74				
				296	H	Eastern Ill.	73 78	226	A	UT Martin	80 83				
				198	A	SIUE	69 76	262	H	Murray St.	75 63				
				262	A	Murray St.	62 67	296	A	Eastern Ill.	69 59				

Non-Div I Games: Trevecca Nazarene 69 51 Christian Bros. 76 57

Austin Peay

Loss, Non-Conf, S Site, H Home A Away N Neutral

Average RPI Win:	206	WON-LOST	WINNING	LAST 10	STRENGTH OF	OPP. STRENGTH	TEAM	ADJ.	CONF.	ADJ CONF.
Average RPI Loss:	89	RECORD	PCT. RANK	GAMES	SCHEDULE	OF SCHEDULE	RPI	RPI	RPI	RPI
DIV. I ONLY	19- 10	94	7- 3	134	102	86	86	15	15	
DIV. I NON-CONF.	6- 5	148	0- 0	58	16	81	81	13	13	
TOTALS	RPI 1-25	RPI 26-50	W-L RECORDS	RPI 51-100	RPI 101-150	RPI 150+				
19- 10	0- 3	0- 0	OVERALL	2- 3	3- 2	14- 2				
10- 2	0- 2	0- 0	HOME	1- 0	2- 0	7- 0				
6- 7	0- 0	0- 0	AWAY	0- 3	0- 2	6- 2				
3- 1	0- 1	0- 0	NEUTRAL	1- 0	1- 0	1- 0				
6- 5	0- 3	0- 0	NON-CONFERENCE	1- 2	1- 0	4- 0				
1- 2	0- 2	0- 0	HOME	0- 0	0- 0	1- 0				
2- 2	0- 0	0- 0	AWAY	0- 2	0- 0	2- 0				
3- 1	0- 1	0- 0	NEUTRAL	1- 0	1- 0	1- 0				
13- 5	0- 0	0- 0	CONFERENCE	1- 1	2- 2	10- 2				
9- 0	0- 0	0- 0	HOME	1- 0	2- 0	6- 0				
4- 5	0- 0	0- 0	AWAY	0- 1	0- 2	4- 2				
0- 0	0- 0	0- 0	NEUTRAL	0- 0	0- 0	0- 0				

RPI S	Opponent	Score	RPI S	Opponent	Score	RPI S	Opponent	Score	RPI S	Opponent	Score
6 N	Oregon St.	56 65				74 A	Utah	60 77	110 N	Saint Joseph's	71 56
7 H	Washington	70 82				75 A	Gonzaga	52 87	120 A	St. Mary's (CA)	58 64
18 H	Oklahoma	61 68				75 H	Gonzaga	71 63	120 H	St. Mary's (CA)	70 65
						84 A	Georgia	51 81	136 A	San Francisco	63 70
						96 N	UNLV	63 54	136 H	San Francisco	73 61
									151 N	Tulsa	71 56
									163 A	Santa Clara	63 64
									163 H	Santa Clara	72 66
									187 A	Utah St.	60 40
									206 A	Loyola Marymount	74 77
									206 H	Loyola Marymount	76 59
									215 A	San Diego	65 47
									215 H	San Diego	81 63
									244 A	Pacific	68 55
									244 H	Pacific	68 50
									251 H	Weber St.	73 64
									276 A	Portland	77 38
									276 H	Portland	73 60
									310 A	Pepperdine	73 47
									310 H	Pepperdine	88 49
									333 A	Utah Valley	68 50
LAST 12 Division I GAMES:											
75 H	Gonzaga	71 63	276 A	Portland	77 38						
276 H	Portland	73 60	75 A	Gonzaga	52 87						
120 A	St. Mary's (CA)	58 64	206 A	Loyola Marymount	74 77						
215 A	San Diego	65 47	163 H	Santa Clara	72 66						
136 H	San Francisco	73 61	244 H	Pacific	68 50						
310 H	Pepperdine	88 49	310 A	Pepperdine	73 47						

Non-Div I Games:

BYU

■ Loss, 
■ Non-Conf, 
■ S Site, 
■ H Home 
■ A Away 
N Neutral

# Ballet.

Ballist.

Ball St.

Page 22

Average RPI Win:	109	WON-LOST	WINNING	LAST 10	STRENGTH OF	OPP. STRENGTH	TEAM	ADJ.	CONF.	ADJ CONF.
Average RPI Loss:	7	RECORD	PCT. RANK	GAMES	SCHEDULE	OF SCHEDULE	RPI	RPI	RPI	RPI
DIV. I ONLY	28- 2	2	9- 1	34	7	4	4	4	4	4
DIV. I NON-CONF.	11- 1	12	0- 0	75	38	7	7	3	3	3
TOTALS	RPI 1-25	RPI 26-50	W-L RECORDS	RPI 51-100	RPI 101-150	RPI 150+				
28- 2	9- 2	2- 0	OVERALL	4- 0	7- 0	6- 0				
15- 1	3- 1	1- 0	HOME	2- 0	4- 0	5- 0				
10- 1	4- 1	1- 0	AWAY	2- 0	2- 0	1- 0				
3- 0	2- 0	0- 0	NEUTRAL	0- 0	1- 0	0- 0				
11- 1	4- 1	0- 0	NON-CONFERENCE	0- 0	3- 0	4- 0				
7- 0	1- 0	0- 0	HOME	0- 0	2- 0	4- 0				
1- 1	1- 1	0- 0	AWAY	0- 0	0- 0	0- 0				
3- 0	2- 0	0- 0	NEUTRAL	0- 0	1- 0	0- 0				
17- 1	5- 1	2- 0	CONFERENCE	4- 0	4- 0	2- 0				
8- 1	2- 1	1- 0	HOME	2- 0	2- 0	1- 0				
9- 0	3- 0	1- 0	AWAY	2- 0	2- 0	1- 0				
0- 0	0- 0	0- 0	NEUTRAL	0- 0	0- 0	0- 0				

RPI	S	Opponent	Score	RPI	S	Opponent	Score	RPI	S	Opponent	Score	RPI	S	Opponent	Score
1	A	UConn	61 72	49	A	Iowa St.	83 52	65	A	West Virginia	91 56	102	A	Texas Tech	79 61
10	H	UCLA	84 70	49	H	Iowa St.	68 42	65	H	West Virginia	79 73	102	H	Texas Tech	86 48
13	A	Texas	70 67					68	A	Oklahoma St.	86 50	105	N	Kent St.	84 42
13	H	Texas	79 85					68	H	Oklahoma St.	89 67	106	H	Abilene Christian	79 34
15	N	DePaul	104 72									148	H	Texas St.	90 24
18	A	Oklahoma	103 64									149	A	TCU	91 73
18	H	Oklahoma	92 58									149	H	TCU	77 54
22	A	Tennessee	88 66									171	A	Kansas	92 43
23	A	Kansas St.	91 49									171	H	Kansas	90 43
23	H	Kansas St.	87 57									316	H	Mississippi Val.	101 36
24	N	Ohio St.	85 68									329	H	Southeastern La.	109 38
LAST 12 Division I GAMES:															
18	A	Oklahoma	103 64	102	A	Texas Tech	79 61								
102	H	Texas Tech	86 48	49	A	Iowa St.	83 52								
13	A	Texas	70 67	18	H	Oklahoma	92 58								
68	H	Oklahoma St.	89 67	23	A	Kansas St.	91 49								
149	A	TCU	91 73	65	H	West Virginia	79 73								
13	H	Texas	79 85	49	H	Iowa St.	68 42								

Non-Div I Games:

Baylor

Belmont

Through Games Of March 2, 2017

Average RPI Win:	241	WON-LOST	WINNING	LAST 10	STRENGTH OF	OPP. STRENGTH	TEAM	ADJ.	CONF.	ADJ CONF.
Average RPI Loss:	81	RECORD	PCT. RANK	GAMES	SCHEDULE	OF SCHEDULE	RPI	RPI	RPI	RPI
DIV. I ONLY	24- 5	15	10- 0	217	237	59	59	26	26	
DIV. I NON-CONF.	7- 5	137	0- 0	157	85	91	91	26	26	
TOTALS	RPI 1-25	RPI 26-50	W-L RECORDS	RPI 51-100	RPI 101-150	RPI 150+				
24- 5	0- 1	0- 1	OVERALL	1- 1	0- 1	23- 1				
10- 1	0- 0	0- 1	HOME	1- 0	0- 0	9- 0				
13- 3	0- 1	0- 0	AWAY	0- 1	0- 1	13- 0				
1- 1	0- 0	0- 0	NEUTRAL	0- 0	0- 0	1- 1				
7- 5	0- 1	0- 1	NON-CONFERENCE	1- 1	0- 1	6- 1				
2- 1	0- 0	0- 1	HOME	1- 0	0- 0	1- 0				
5- 3	0- 1	0- 0	AWAY	0- 1	0- 1	5- 0				
0- 1	0- 0	0- 0	NEUTRAL	0- 0	0- 0	0- 1				
17- 0	0- 0	0- 0	CONFERENCE	0- 0	0- 0	17- 0				
8- 0	0- 0	0- 0	HOME	0- 0	0- 0	8- 0				
8- 0	0- 0	0- 0	AWAY	0- 0	0- 0	8- 0				
1- 0	0- 0	0- 0	NEUTRAL	0- 0	0- 0	1- 0				

RPI 1-25				RPI 26-50				RPI 51-100 Team's RPI: 59				RPI 101+			
RPI	S	Opponent	Score	RPI	S	Opponent	Score	RPI	S	Opponent	Score	RPI	S	Opponent	Score
12	A	Louisville	50 73	29	H	Green Bay	53 62	60	H	IUPUI	78 72	121	A	Troy	74 91
								66	A	Minnesota	74 75	177	N	Fresno St.	53 62
												180	A	UAB	72 58
												185	A	Morehead St.	91 59
												185	H	Morehead St.	96 76
												198	H	SIUE	94 67
												206	A	Loyola Marymount	79 72
												226	H	UT Martin	71 66
												227	A	Samford	73 54
												233	A	Presbyterian	83 58
												247	A	Jacksonville St.	54 53
												247	H	Jacksonville St.	61 52
												249	A	Tennessee St.	70 60
												249	H	Tennessee St.	87 71
												260	A	Austin Peay	80 71
												262	A	Murray St.	87 69
												266	H	Southeast Mo. St.	89 77
												266	N	Southeast Mo. St.	74 59
												280	A	Tennessee Tech	85 66
												280	H	Tennessee Tech	89 75
												282	A	Eastern Ky.	73 67
												282	H	Eastern Ky.	74 58
												296	A	Eastern Ill.	77 58
												298	H	Lipscomb	100 62
												318	A	Fort Wayne	85 59
LAST 12 Division I GAMES:															
				266	N	Southeast Mo. St.	74 59					262	A	Murray St.	87 69
				249	H	Tennessee St.	87 71					198	H	SIUE	94 67
				185	H	Morehead St.	96 76					249	A	Tennessee St.	70 60
				282	A	Eastern Ky.	73 67					280	H	Tennessee Tech	89 75
				280	A	Tennessee Tech	85 66					247	A	Jacksonville St.	54 53
				247	H	Jacksonville St.	61 52					185	A	Morehead St.	91 59

Non-Div I Games: Trevecca Nazarene 87 56

Belmont

Loss, Non-Conf, S Site, H Home A Away N Neutral



## Bethune-Cookman

Through Games Of March 2, 2017

Average RPI Win:	286	WON-LOST	WINNING	LAST 10	STRENGTH OF	OPP. STRENGTH	TEAM	ADJ.	CONF.	ADJ CONF.
Average RPI Loss:	195	RECORD	PCT. RANK	GAMES	SCHEDULE	OF SCHEDULE	RPI	RPI	RPI	RPI
DIV. I ONLY	17- 9	101	10- 0	327	340	175	175	32	32	
DIV. I NON-CONF.	2- 8	288	0- 0	225	289	302	302	31	31	
TOTALS	RPI 1-25	RPI 26-50	W-L RECORDS	RPI 51-100	RPI 101-150	RPI 150+				
17- 9	0- 0	0- 0	OVERALL	0- 2	0- 2	17- 5				
8- 1	0- 0	0- 0	HOME	0- 0	0- 0	8- 1				
8- 7	0- 0	0- 0	AWAY	0- 2	0- 2	8- 3				
1- 1	0- 0	0- 0	NEUTRAL	0- 0	0- 0	1- 1				
2- 8	0- 0	0- 0	NON-CONFERENCE	0- 2	0- 2	2- 4				
1- 0	0- 0	0- 0	HOME	0- 0	0- 0	1- 0				
0- 7	0- 0	0- 0	AWAY	0- 2	0- 2	0- 3				
1- 1	0- 0	0- 0	NEUTRAL	0- 0	0- 0	1- 1				
15- 1	0- 0	0- 0	CONFERENCE	0- 0	0- 0	15- 1				
7- 1	0- 0	0- 0	HOME	0- 0	0- 0	7- 1				
8- 0	0- 0	0- 0	AWAY	0- 0	0- 0	8- 0				
0- 0	0- 0	0- 0	NEUTRAL	0- 0	0- 0	0- 0				

RPI 1-25				RPI 26-50				RPI 51-100				RPI 101+				Team's RPI: 175	
RPI	S	Opponent	Score	RPI	S	Opponent	Score	RPI	S	Opponent	Score	RPI	S	Opponent	Score		
								93	A	Jacksonville	63	69	109	A	Clemson	38	59
								97	A	Stetson	60	63	111	A	UCF	43	70
													172	H	Hampton	66	56
													198	N	SIUE	83	78
													219	H	Howard	75	54
													232	A	Southern U.	59	61
													249	N	Tennessee St.	60	69
													261	A	UMES	61	33
													261	H	UMES	56	59
													271	A	Prairie View	64	66
													272	A	Norfolk St.	68	58
													272	H	Norfolk St.	53	44
													284	A	Coppin St.	76	56
													284	H	Coppin St.	71	52
													292	A	N.C. A&T	65	60
													297	H	North Florida	52	50
													301	A	Savannah St.	38	31
													327	H	Morgan St.	50	48
													329	A	Southeastern La.	63	75
													331	A	Florida A&M	64	41
													331	H	Florida A&M	66	53
													332	A	N.C. Central	62	52
													347	H	Delaware St.	72	58
													348	A	South Carolina St.	64	34
LAST 12 Division I GAMES:																	
				331	H	Florida A&M	66	53					284	A	Coppin St.	76	56
				292	A	N.C. A&T	65	60					219	H	Howard	75	54
				332	A	N.C. Central	62	52					347	H	Delaware St.	72	58
				272	H	Norfolk St.	53	44					272	A	Norfolk St.	68	58
				172	H	Hampton	66	56					261	H	UMES	56	59
				261	A	UMES	61	33					331	A	Florida A&M	64	41

Non-Div I Games: Edward Waters 55 45 Flagler 76 53

Bethune-Cookman

■ Loss, 
 ■ Non-Conf, 
 ■ S Site, 
 ■ Home 
 ■ A Away 
 N Neutral

Binghamton

Through Games Of March 2, 2017

Average RPI Win:	250	WON-LOST	WINNING	LAST 10	STRENGTH OF	OPP. STRENGTH	TEAM	ADJ.	CONF.	ADJ CONF.
Average RPI Loss:	143	RECORD	PCT. RANK	GAMES	SCHEDULE	OF SCHEDULE	RPI	RPI	RPI	RPI
DIV. I ONLY	11- 16	227	4- 6	147	269	210	210	22	22	
DIV. I NON-CONF.	3- 8	262	0- 0	98	308	212	212	22	22	
TOTALS	RPI 1-25	RPI 26-50	W-L RECORDS	RPI 51-100	RPI 101-150	RPI 150+				
11- 16	0- 0	0- 0	OVERALL	1- 4	1- 5	9- 7				
5- 8	0- 0	0- 0	HOME	0- 2	1- 2	4- 4				
6- 8	0- 0	0- 0	AWAY	1- 2	0- 3	5- 3				
0- 0	0- 0	0- 0	NEUTRAL	0- 0	0- 0	0- 0				
3- 8	0- 0	0- 0	NON-CONFERENCE	1- 2	0- 2	2- 4				
0- 5	0- 0	0- 0	HOME	0- 1	0- 1	0- 3				
3- 3	0- 0	0- 0	AWAY	1- 1	0- 1	2- 1				
0- 0	0- 0	0- 0	NEUTRAL	0- 0	0- 0	0- 0				
8- 8	0- 0	0- 0	CONFERENCE	0- 2	1- 3	7- 3				
5- 3	0- 0	0- 0	HOME	0- 1	1- 1	4- 1				
3- 5	0- 0	0- 0	AWAY	0- 1	0- 2	3- 2				
0- 0	0- 0	0- 0	NEUTRAL	0- 0	0- 0	0- 0				

RPI 1-25			RPI 26-50			RPI 51-100			RPI 101+			Team's RPI: 210			
RPI	S	Opponent	Score	RPI	S	Opponent	Score	RPI	S	Opponent	Score	RPI	S	Opponent	Score
								54	A	Ohio	55 63	115	H	Cornell	51 54
								67	A	New Hampshire	69 76	128	A	Albany (NY)	63 80
								67	H	New Hampshire	62 70	128	H	Albany (NY)	61 67
								72	H	Bucknell	57 67	132	A	Yale	48 57
								73	A	Penn	61 48	139	A	Maine	49 62
												139	H	Maine	58 52
												174	H	Columbia	65 75
												176	H	Brown	72 83
												186	A	Providence	58 71
												188	A	Hartford	73 76
												188	H	Hartford	60 59
												194	H	Sacred Heart	69 77
												207	A	UMBC	45 53
												207	H	UMBC	69 62
												263	A	Stony Brook	48 40
												263	H	Stony Brook	59 74
												269	A	Vermont	64 55
												269	H	Vermont	76 61
												314	A	NJIT	68 44
												338	A	Fairleigh Dickinson	80 69
												344	A	UMass Lowell	58 48
												344	H	UMass Lowell	69 54
LAST 12 Division I GAMES:															
				139	A	Maine	49 62					344	H	UMass Lowell	69 54
				188	H	Hartford	60 59					207	A	UMBC	45 53
				263	H	Stony Brook	59 74					139	H	Maine	58 52
				67	A	New Hampshire	69 76					188	A	Hartford	73 76
				128	A	Albany (NY)	63 80					263	A	Stony Brook	48 40
				269	H	Vermont	76 61					128	H	Albany (NY)	61 67

Non-Div I Games: Georgian Court 74 53 Misericordia 77 54

Binghamton

Loss, Non-Conf, S Site, H Home A Away N Neutral

Average RPI Win: <b>179</b>	WON-LOST	WINNING	LAST 10	STRENGTH OF	OPP. STRENGTH	TEAM	ADJ.	CONF.	ADJ CONF.
Average RPI Loss: <b>147</b>	RECORD	PCT. RANK	GAMES	SCHEDULE	OF SCHEDULE	RPI	RPI	RPI	RPI
DIV. I ONLY	19- 7	57	7- 3	124	135	58	58	13	13
DIV. I NON-CONF.	8- 1	19	0- 0	150	94	28	28	16	16
TOTALS	RPI 1-25	RPI 26-50	W-L RECORDS	RPI 51-100	RPI 101-150	RPI 150+			
19- 7	0- 1	1- 1	OVERALL	3- 1	4- 1	11- 3			
11- 2	0- 0	0- 1	HOME	1- 1	2- 0	8- 0			
7- 5	0- 1	1- 0	AWAY	2- 0	1- 1	3- 3			
1- 0	0- 0	0- 0	NEUTRAL	0- 0	1- 0	0- 0			
8- 1	0- 1	0- 0	NON-CONFERENCE	1- 0	3- 0	4- 0			
5- 0	0- 0	0- 0	HOME	0- 0	1- 0	4- 0			
2- 1	0- 1	0- 0	AWAY	1- 0	1- 0	0- 0			
1- 0	0- 0	0- 0	NEUTRAL	0- 0	1- 0	0- 0			
11- 6	0- 0	1- 1	CONFERENCE	2- 1	1- 1	7- 3			
6- 2	0- 0	0- 1	HOME	1- 1	1- 0	4- 0			
5- 4	0- 0	1- 0	AWAY	1- 0	0- 1	3- 3			
0- 0	0- 0	0- 0	NEUTRAL	0- 0	0- 0	0- 0			

RPI 1-25				RPI 26-50				RPI 51-100				Team's RPI: 58	RPI 101+			
RPI	S	Opponent	Score	RPI	S	Opponent	Score	RPI	S	Opponent	Score		RPI	S	Opponent	Score
7	A	Washington	66 92	48	A	Colorado St.	51 45	90	A	Wyoming	53 43		112	N	Charlotte	68 65
				48	H	Colorado St.	53 60	90	H	Wyoming	64 54		120	A	St. Mary's (CA)	83 78
								95	A	Washington St.	77 73		138	H	Eastern Wash.	67 64
								96	H	UNLV	55 58		142	A	New Mexico	68 75
													142	H	New Mexico	64 62
													177	A	Fresno St.	66 48
													177	H	Fresno St.	67 66
													187	A	Utah St.	63 65
													187	H	Utah St.	76 56
													208	A	San Jose St.	69 61
													208	H	San Jose St.	86 64
													216	H	Seattle U	73 68
													245	H	Portland St.	94 76
													257	H	Hawaii	61 49
													265	A	San Diego St.	77 84
													276	H	Portland	74 60
													286	A	Nevada	62 69
													286	H	Nevada	77 74
													323	A	Air Force	69 59
LAST 12 Division I GAMES:																
				177	A	Fresno St.	66 48						187	A	Utah St.	63 65
				208	A	San Jose St.	69 61						48	H	Colorado St.	53 60
				286	H	Nevada	77 74						90	H	Wyoming	64 54
				90	A	Wyoming	53 43						286	A	Nevada	62 69
				142	H	New Mexico	64 62						208	H	San Jose St.	86 64
				323	A	Air Force	69 59						142	A	New Mexico	68 75

Non-Div I Games: Southern Ore. 89 45 Concordia Portland 71 40

Boise St.

■ Loss, 
 ■ Non-Conf, S Site, 
 ■ Home 
 ■ Away 
 N Neutral

Boston College

Through Games Of March 2, 2017

Average RPI Win:	196	WON-LOST	WINNING	LAST 10	STRENGTH OF	OPP. STRENGTH	TEAM	ADJ.	CONF.	ADJ CONF.
Average RPI Loss:	70	RECORD	PCT. RANK	GAMES	SCHEDULE	OF SCHEDULE	RPI	RPI	RPI	RPI
DIV. I ONLY	9- 21	280	1- 9	46	50	173	173	3	3	
DIV. I NON-CONF.	7- 6	157	0- 0	198	238	191	191	4	4	
TOTALS	RPI 1-25	RPI 26-50	W-L RECORDS	RPI 51-100	RPI 101-150	RPI 150+				
9- 21	0- 6	0- 3	OVERALL	0- 7	4- 2	5- 3				
6- 9	0- 3	0- 2	HOME	0- 3	2- 1	4- 0				
2- 10	0- 3	0- 1	AWAY	0- 2	2- 1	0- 3				
1- 2	0- 0	0- 0	NEUTRAL	0- 2	0- 0	1- 0				
7- 6	0- 0	0- 0	NON-CONFERENCE	0- 2	2- 2	5- 2				
5- 2	0- 0	0- 0	HOME	0- 1	1- 1	4- 0				
1- 3	0- 0	0- 0	AWAY	0- 0	1- 1	0- 2				
1- 1	0- 0	0- 0	NEUTRAL	0- 1	0- 0	1- 0				
2- 15	0- 6	0- 3	CONFERENCE	0- 5	2- 0	0- 1				
1- 7	0- 3	0- 2	HOME	0- 2	1- 0	0- 0				
1- 7	0- 3	0- 1	AWAY	0- 2	1- 0	0- 1				
0- 1	0- 0	0- 0	NEUTRAL	0- 1	0- 0	0- 0				

RPI 1-25				RPI 26-50				RPI 51-100				RPI 101+ Team's RPI: 173			
RPI	S	Opponent	Score	RPI	S	Opponent	Score	RPI	S	Opponent	Score	RPI	S	Opponent	Score
2	A	Notre Dame	45 82	30	A	Syracuse	52 79	51	A	Virginia	55 62	109	H	Clemson	60 48
2	H	Notre Dame	69 80	30	H	Syracuse	45 72	55	H	Georgia Tech	67 71	116	A	North Carolina	88 77
9	H	Duke	44 67	35	H	North Carolina St.	58 70	55	N	Georgia Tech	67 71	119	A	Fordham	49 56
11	H	Florida St.	53 85					82	A	Wake Forest	55 71	120	H	St. Mary's (CA)	54 62
12	A	Louisville	43 68					85	H	Penn St.	56 60	132	A	Yale	71 64
16	A	Miami (FL)	51 58					94	N	SMU	64 72	139	H	Maine	64 53
								98	H	Virginia Tech	79 82	156	A	Pittsburgh	43 56
												186	H	Providence	57 53
												188	A	Hartford	56 65
												211	A	Seton Hall	66 71
												220	H	Boston U.	67 49
												221	H	Dartmouth	65 53
												317	H	Central Conn. St.	66 46
												324	N	St. Francis Brooklyn	73 58
LAST 12 Division I GAMES:															
		55	N	Georgia Tech	67	71		30	H	Syracuse	45	72			
		98	H	Virginia Tech	79	82		11	H	Florida St.	53	85			
		2	A	Notre Dame	45	82		16	A	Miami (FL)	51	58			
		35	H	North Carolina St.	58	70		82	A	Wake Forest	55	71			
		12	A	Louisville	43	68		9	H	Duke	44	67			
		116	A	North Carolina	88	77		2	H	Notre Dame	69	80			

Non-Div I Games:

Boston College

Loss, Non-Conf, S Site, H Home A Away N Neutral

Average RPI Win: <b>280</b>	WON-LOST	WINNING	LAST 10	STRENGTH OF	OPP. STRENGTH	TEAM	ADJ.	CONF.	ADJ CONF.
Average RPI Loss: <b>136</b>	RECORD	PCT. RANK	GAMES	SCHEDULE	OF SCHEDULE	RPI	RPI	RPI	RPI
DIV. I ONLY	<b>13- 16</b>	<b>204</b>	<b>7- 3</b>	<b>228</b>	<b>246</b>	<b>220</b>	<b>220</b>	<b>23</b>	<b>23</b>
DIV. I NON-CONF.	<b>2- 9</b>	<b>293</b>	<b>0- 0</b>	<b>209</b>	<b>148</b>	<b>314</b>	<b>314</b>	<b>25</b>	<b>25</b>
TOTALS	RPI 1-25	RPI 26-50	W-L RECORDS	RPI 51-100	RPI 101-150	RPI 150+			
13- 16	0- 0	0- 2	OVERALL	0- 3	0- 4	13- 7			
8- 6	0- 0	0- 1	HOME	0- 2	0- 1	8- 2			
5- 9	0- 0	0- 1	AWAY	0- 1	0- 2	5- 5			
0- 1	0- 0	0- 0	NEUTRAL	0- 0	0- 1	0- 0			
2- 9	0- 0	0- 2	NON-CONFERENCE	0- 1	0- 2	2- 4			
2- 3	0- 0	0- 1	HOME	0- 1	0- 0	2- 1			
0- 5	0- 0	0- 1	AWAY	0- 0	0- 1	0- 3			
0- 1	0- 0	0- 0	NEUTRAL	0- 0	0- 1	0- 0			
11- 7	0- 0	0- 0	CONFERENCE	0- 2	0- 2	11- 3			
6- 3	0- 0	0- 0	HOME	0- 1	0- 1	6- 1			
5- 4	0- 0	0- 0	AWAY	0- 1	0- 1	5- 2			
0- 0	0- 0	0- 0	NEUTRAL	0- 0	0- 0	0- 0			

RPI S	Opponent	Score	RPI S	Opponent	Score	RPI S	Opponent	Score	RPI S	Opponent	Score	Team's RPI: 220
27	H Harvard	52 65	67	H New Hampshire	51 59	113	N Long Beach St.	48 61				
31	A Arizona St.	42 71	72	A Bucknell	56 73	128	A Albany (NY)	54 69				
			72	H Bucknell	50 66	131	A Navy	41 55				
						131	H Navy	59 62				
						153	A Northeastern	59 78				
						159	A Army West Point	66 62				
						159	H Army West Point	52 64				
						173	A Boston College	49 67				
						192	A American	62 73				
						192	H American	71 62				
						221	H Dartmouth	49 61				
						228	A Marist	57 76				
						270	A Loyola Maryland	67 55				
						270	H Loyola Maryland	61 58				
						274	A Colgate	87 96				
						274	H Colgate	65 51				
						295	A Lehigh	69 64				
						295	H Lehigh	64 50				
						306	H Massachusetts	64 60				
						307	A Holy Cross	66 49				
						307	H Holy Cross	68 56				
						309	A Lafayette	75 58				
						309	H Lafayette	68 50				
						344	H UMass Lowell	66 56				
LAST 12 Division I GAMES:												
159	A Army West Point	66 62	192	H American	71 62							
307	H Holy Cross	68 56	309	A Lafayette	75 58							
159	H Army West Point	52 64	131	A Navy	41 55							
72	A Bucknell	56 73	295	H Lehigh	64 50							
274	H Colgate	65 51	72	H Bucknell	50 66							
270	A Loyola Maryland	67 55	274	A Colgate	87 96							

Non-Div I Games:

Boston U.

■ Loss, 
 ■ Non-Conf, 
 ■ S Site, 
 ■ H Home 
 ■ A Away 
 N Neutral

## Bowling Green

Through Games Of March 2, 2017

Average RPI Win:	242	WON-LOST	WINNING	LAST 10	STRENGTH OF	OPP. STRENGTH	TEAM	ADJ.	CONF.	ADJ CONF.
Average RPI Loss:	118	RECORD	PCT. RANK	GAMES	SCHEDULE	OF SCHEDULE	RPI	RPI	RPI	RPI
DIV. I ONLY	6- 20	312	3- 7	99	111	238	238	10	10	
DIV. I NON-CONF.	2- 7	284	0- 0	243	65	299	299	11	11	
TOTALS	RPI 1-25	RPI 26-50	W-L RECORDS	RPI 51-100	RPI 101-150	RPI 150+				
6- 20	0- 1	0- 1	OVERALL	1- 8	0- 4	5- 6				
1- 10	0- 0	0- 1	HOME	0- 4	0- 2	1- 3				
3- 9	0- 1	0- 0	AWAY	1- 3	0- 2	2- 3				
2- 1	0- 0	0- 0	NEUTRAL	0- 1	0- 0	2- 0				
2- 7	0- 1	0- 0	NON-CONFERENCE	0- 3	0- 0	2- 3				
0- 3	0- 0	0- 0	HOME	0- 1	0- 0	0- 2				
0- 3	0- 1	0- 0	AWAY	0- 1	0- 0	0- 1				
2- 1	0- 0	0- 0	NEUTRAL	0- 1	0- 0	2- 0				
4- 13	0- 0	0- 1	CONFERENCE	1- 5	0- 4	3- 3				
1- 7	0- 0	0- 1	HOME	0- 3	0- 2	1- 1				
3- 6	0- 0	0- 0	AWAY	1- 2	0- 2	2- 2				
0- 0	0- 0	0- 0	NEUTRAL	0- 0	0- 0	2- 0				

RPI 1-25				RPI 26-50				RPI 51-100				RPI 101+ Team's RPI: 238			
RPI	S	Opponent	Score	RPI	S	Opponent	Score	RPI	S	Opponent	Score	RPI	S	Opponent	Score
12	A	Louisville	58 83	37	H	Central Mich.	65 76	51	H	Virginia	47 67	105	A	Kent St.	78 80
								54	A	Ohio	68 79	105	H	Kent St.	60 70
								54	H	Ohio	58 69	114	A	Ball St.	70 91
								70	A	Toledo	59 74	114	H	Ball St.	53 75
								81	N	Chattanooga	49 54	165	H	Cincinnati	58 68
								88	H	Northern Ill.	76 89	181	H	Cleveland St.	56 64
								92	A	Buffalo	64 62	184	A	Western Mich.	58 75
								92	H	Buffalo	50 61	184	H	Western Mich.	53 74
								98	A	Virginia Tech	51 98	239	A	Miami (OH)	61 59
												242	A	Akron	62 58
												242	H	Akron	86 50
												282	A	Eastern Ky.	55 57
												289	A	Eastern Mich.	74 81
												309	N	Lafayette	69 42
												326	N	Saint Peter's	73 68
LAST 12 Division I GAMES:															
54	A	Ohio	68 79	114	A	Ball St.	70 91								
92	A	Buffalo	64 62	242	H	Akron	86 50								
105	H	Kent St.	60 70	105	A	Kent St.	78 80								
239	A	Miami (OH)	61 59	289	A	Eastern Mich.	74 81								
184	H	Western Mich.	53 74	114	H	Ball St.	53 75								
70	A	Toledo	59 74	92	H	Buffalo	50 61								

Non-Div I Games: Ohio Valley 82 46 Davis & Elkins 73 46 Malone 65 78

Bowling Green

Loss, Non-Conf, S Site, H Home A Away N Neutral

Average RPI Win: <b>245</b>	WON-LOST	WINNING	LAST 10	STRENGTH OF	OPP. STRENGTH	TEAM	ADJ.	CONF.	ADJ CONF.
Average RPI Loss: <b>139</b>	RECORD	PCT. RANK	GAMES	SCHEDULE	OF SCHEDULE	RPI	RPI	RPI	RPI
DIV. I ONLY	9- 18	259	4- 6	153	193	234	234	16	16
DIV. I NON-CONF.	3- 7	250	0- 0	124	248	211	211	14	14
TOTALS	RPI 1-25	RPI 26-50	W-L RECORDS	RPI 51-100	RPI 101-150	RPI 150+			
9- 18	0- 0	0- 3	OVERALL	0- 4	0- 2	9- 9			
5- 7	0- 0	0- 2	HOME	0- 2	0- 1	5- 2			
4- 11	0- 0	0- 1	AWAY	0- 2	0- 1	4- 7			
0- 0	0- 0	0- 0	NEUTRAL	0- 0	0- 0	0- 0			
3- 7	0- 0	0- 1	NON-CONFERENCE	0- 2	0- 2	3- 2			
1- 3	0- 0	0- 1	HOME	0- 1	0- 1	1- 0			
2- 4	0- 0	0- 0	AWAY	0- 1	0- 1	2- 2			
0- 0	0- 0	0- 0	NEUTRAL	0- 0	0- 0	0- 0			
6- 11	0- 0	0- 2	CONFERENCE	0- 2	0- 0	6- 7			
4- 4	0- 0	0- 1	HOME	0- 1	0- 0	4- 2			
2- 7	0- 0	0- 1	AWAY	0- 1	0- 0	2- 5			
0- 0	0- 0	0- 0	NEUTRAL	0- 0	0- 0	0- 0			

RPI 1-25				RPI 26-50				RPI 51-100				RPI 101+				Team's RPI: 234	
RPI	S	Opponent	Score	RPI	S	Opponent	Score	RPI	S	Opponent	Score	RPI	S	Opponent	Score		
				26	A	Drake	46 98	53	A	UNI	50 70	104	H	Saint Louis	58 68		
				26	H	Drake	60 93	53	H	UNI	53 72	105	A	Kent St.	52 77		
				29	H	Green Bay	43 68	69	A	Western Ill.	77 91	154	A	Missouri St.	75 73		
								88	H	Northern Ill.	51 81	154	H	Missouri St.	62 56		
												161	H	Detroit Mercy	70 60		
												170	A	Southern Ill.	63 69		
												170	H	Southern Ill.	57 66		
												184	A	Western Mich.	64 83		
												191	A	Wichita St.	54 65		
												191	H	Wichita St.	69 76		
												218	A	Indiana St.	51 58		
												218	H	Indiana St.	54 41		
												250	A	Evansville	71 73		
												250	H	Evansville	56 52		
												267	A	Butler	56 58		
												304	A	Valparaiso	67 56		
												312	A	Illinois St.	63 71		
												321	A	Ill.-Chicago	65 56		
												322	A	Loyola Chicago	60 53		
												322	H	Loyola Chicago	72 45		
LAST 12 Division I GAMES:																	
				170	A	Southern Ill.	63 69	218	H	Indiana St.	54 41						
				250	A	Evansville	71 73	322	H	Loyola Chicago	72 45						
				191	H	Wichita St.	69 76	250	H	Evansville	56 52						
				154	H	Missouri St.	62 56	170	H	Southern Ill.	57 66						
				26	A	Drake	46 98	154	A	Missouri St.	75 73						
				53	A	UNI	50 70	191	A	Wichita St.	54 65						

Non-Div I Games: Eureka 103 59

Bradley

Average RPI Win:	215	WON-LOST	WINNING	LAST 10	STRENGTH OF	OPP. STRENGTH	TEAM	ADJ.	CONF.	ADJ CONF.
Average RPI Loss:	149	RECORD	PCT. RANK	GAMES	SCHEDULE	OF SCHEDULE	RPI	RPI	RPI	RPI
DIV. I ONLY	13- 11	154	4- 6	201	181	176	176	8	8	
DIV. I NON-CONF.	8- 4	97	0- 0	335	330	206	206	9	9	
TOTALS	RPI 1-25	RPI 26-50	W-L RECORDS	RPI 51-100	RPI 101-150	RPI 150+				
13- 11	0- 0	0- 2	OVERALL	0- 2	3- 3	10- 4				
7- 6	0- 0	0- 1	HOME	0- 1	2- 1	5- 3				
6- 5	0- 0	0- 1	AWAY	0- 1	1- 2	5- 1				
0- 0	0- 0	0- 0	NEUTRAL	0- 0	0- 0	0- 0				
8- 4	0- 0	0- 0	NON-CONFERENCE	0- 0	0- 1	8- 3				
4- 2	0- 0	0- 0	HOME	0- 0	0- 0	4- 2				
4- 2	0- 0	0- 0	AWAY	0- 0	0- 1	4- 1				
0- 0	0- 0	0- 0	NEUTRAL	0- 0	0- 0	0- 0				
5- 7	0- 0	0- 2	CONFERENCE	0- 2	3- 2	2- 1				
3- 4	0- 0	0- 1	HOME	0- 1	2- 1	1- 1				
2- 3	0- 0	0- 1	AWAY	0- 1	1- 1	1- 0				
0- 0	0- 0	0- 0	NEUTRAL	0- 0	0- 0	0- 0				

RPI S	Opponent	Score	RPI S	Opponent	Score	RPI S	Opponent	Score	RPI S	Opponent	Score	Team's RPI: 176
27	A Harvard	59 69	27	H Harvard	63 66	73	A Penn	60 86	115	H Cornell	72 67	
						73	H Penn	68 71	127	A Princeton	98 88	
									127	H Princeton	75 81	
									132	A Yale	51 73	
									132	H Yale	76 73	
									141	A VCU	72 85	
									174	H Columbia	69 60	
									186	H Providence	77 70	
									194	A Sacred Heart	80 66	
									210	A Binghamton	83 72	
									219	H Howard	83 78	
									221	A Dartmouth	65 62	
									221	H Dartmouth	88 92	
									264	A Bryant	67 70	
									269	A Vermont	62 50	
									274	H Colgate	62 67	
									275	H Manhattan	57 58	
									299	H Rhode Island	76 65	
									326	H Saint Peter's	80 71	
									327	A Morgan St.	68 51	
LAST 12 Division I GAMES:												
27	H Harvard	63 66	174	H Columbia	69 60							
221	H Dartmouth	88 92	115	H Cornell	72 67							
127	H Princeton	75 81	132	A Yale	51 73							
73	H Penn	68 71	132	H Yale	76 73							
221	A Dartmouth	65 62	73	A Penn	60 86							
27	A Harvard	59 69	127	A Princeton	98 88							

Non-Div I Games: Rhode Island Col. 90 44

Brown

■ Loss, 
 ■ Non-Conf, 
 ■ S Site, 
 ■ H Home 
 ■ A Away 
 N Neutral



Average RPI Win:	299	WON-LOST	WINNING	LAST 10	STRENGTH OF	OPP. STRENGTH	TEAM	ADJ.	CONF.	ADJ CONF.
Average RPI Loss:	217	RECORD	PCT. RANK	GAMES	SCHEDULE	OF SCHEDULE	RPI	RPI	RPI	RPI
DIV. I ONLY	16- 13	140	7- 3	345	326	264	264	31	31	
DIV. I NON-CONF.	5- 6	186	0- 0	339	214	291	291	32	32	
TOTALS	RPI 1-25	RPI 26-50	W-L RECORDS	RPI 51-100	RPI 101-150	RPI 150+				
16- 13	0- 0	0- 0	OVERALL	0- 1	0- 1	16- 11				
11- 2	0- 0	0- 0	HOME	0- 0	0- 1	11- 1				
4- 10	0- 0	0- 0	AWAY	0- 1	0- 0	4- 9				
1- 1	0- 0	0- 0	NEUTRAL	0- 0	0- 0	1- 1				
5- 6	0- 0	0- 0	NON-CONFERENCE	0- 1	0- 1	5- 4				
3- 1	0- 0	0- 0	HOME	0- 0	0- 1	3- 0				
1- 4	0- 0	0- 0	AWAY	0- 1	0- 0	1- 3				
1- 1	0- 0	0- 0	NEUTRAL	0- 0	0- 0	1- 1				
11- 7	0- 0	0- 0	CONFERENCE	0- 0	0- 0	11- 7				
8- 1	0- 0	0- 0	HOME	0- 0	0- 0	8- 1				
3- 6	0- 0	0- 0	AWAY	0- 0	0- 0	3- 6				
0- 0	0- 0	0- 0	NEUTRAL	0- 0	0- 0	0- 0				

RPI 1-25			RPI 26-50			RPI 51-100			RPI 101+			Team's RPI: 264					
RPI	S	Opponent	Score	RPI	S	Opponent	Score	RPI	S	Opponent	Score	RPI	S	Opponent	Score		
								67	A	New Hampshire	60	62	139	H	Maine	52	77
													156	A	Pittsburgh	60	76
													176	H	Brown	70	67
													186	N	Providence	51	62
													193	A	Robert Morris	46	62
													193	H	Robert Morris	62	59
													194	A	Sacred Heart	59	66
													194	H	Sacred Heart	53	65
													223	A	Rutgers	42	50
													230	A	Saint Francis (PA)	67	79
													230	H	Saint Francis (PA)	85	70
													269	A	Vermont	63	57
													291	A	Mt. St. Mary's	53	61
													291	H	Mt. St. Mary's	78	62
													299	N	Rhode Island	62	56
													306	A	Massachusetts	62	68
													307	H	Holy Cross	76	74
													317	A	Central Conn. St.	52	53
													317	H	Central Conn. St.	70	64
													324	A	St. Francis Brooklyn	47	63
													324	H	St. Francis Brooklyn	63	54
													334	A	LIU Brooklyn	62	53
													334	H	LIU Brooklyn	57	53
													338	A	Fairleigh Dickinson	56	48
													338	H	Fairleigh Dickinson	50	48
													343	A	Wagner	58	55
LAST 12 Division I GAMES:																	

Non-Div I Games:

Bryant

■ Loss, 
 ■ Non-Conf, 
 ■ S Site, 
 ■ H Home 
 ■ A Away 
 N Neutral

B  
r  
y  
a  
n  
t

RPI S Opponent Score

Through Games Of March 2, 2017

RPI	S	Opponent	Score	
343	H	Wagner	70	61
344	H	UMass Lowell	73	62

B  
r  
y  
a  
n  
t

Bryant

Average RPI Win:	228	WON-LOST	WINNING	LAST 10	STRENGTH OF	OPP. STRENGTH	TEAM	ADJ.	CONF.	ADJ CONF.
Average RPI Loss:	173	RECORD	PCT. RANK	GAMES	SCHEDULE	OF SCHEDULE	RPI	RPI	RPI	RPI
DIV. I ONLY	24- 5	15	8- 2	292	216	72	72	23	23	
DIV. I NON-CONF.	8- 3	67	0- 0	276	84	84	84	25	25	
TOTALS	RPI 1-25	RPI 26-50	W-L RECORDS	RPI 51-100	RPI 101-150	RPI 150+				
24- 5	0- 0	0- 1	OVERALL	1- 0	3- 1	20- 3				
13- 0	0- 0	0- 0	HOME	1- 0	1- 0	11- 0				
11- 5	0- 0	0- 0	AWAY	0- 0	2- 0	9- 0				
0- 0	0- 0	0- 0	NEUTRAL	0- 0	0- 0	0- 0				
8- 3	0- 0	0- 1	NON-CONFERENCE	1- 0	1- 1	6- 1				
4- 0	0- 0	0- 0	HOME	1- 0	0- 0	3- 0				
4- 3	0- 0	0- 1	AWAY	0- 0	1- 1	3- 1				
0- 0	0- 0	0- 0	NEUTRAL	0- 0	0- 0	0- 0				
16- 2	0- 0	0- 0	CONFERENCE	0- 0	2- 0	14- 2				
9- 0	0- 0	0- 0	HOME	0- 0	1- 0	8- 0				
7- 2	0- 0	0- 0	AWAY	0- 0	1- 0	6- 2				
0- 0	0- 0	0- 0	NEUTRAL	0- 0	0- 0	0- 0				

RPI S	Opponent	Score	RPI S	Opponent	Score	RPI S	Opponent	Score	RPI S	Opponent	Score
			28 A	Elon	58 64	78 H	Drexel	78 66	110 A	Saint Joseph's	64 61
									116 A	North Carolina	50 65
									131 A	Navy	63 54
									131 H	Navy	67 64
									159 A	Army West Point	60 56
									159 H	Army West Point	68 62
									181 H	Cleveland St.	77 66
									192 A	American	47 59
									192 H	American	73 67
									210 A	Binghamton	67 57
									220 A	Boston U.	66 50
									220 H	Boston U.	73 56
									223 A	Rutgers	53 57
									241 A	St. Bonaventure	57 35
									242 A	Akron	61 47
									270 A	Loyola Maryland	72 66
									270 H	Loyola Maryland	57 39
									274 A	Colgate	79 49
									274 H	Colgate	79 56
									275 H	Manhattan	69 64
									295 A	Lehigh	77 58
									295 H	Lehigh	73 54
									307 A	Holy Cross	51 63
									307 H	Holy Cross	77 48
									309 A	Lafayette	79 65
									309 H	Lafayette	78 61
LAST 12 Division I GAMES:											
309 H	Lafayette	78 61	295 H	Lehigh	73 54						
131 A	Navy	63 54	307 A	Holy Cross	51 63						
309 A	Lafayette	79 65	192 A	American	47 59						
220 H	Boston U.	73 56	159 H	Army West Point	68 62						
270 H	Loyola Maryland	57 39	220 A	Boston U.	66 50						
274 A	Colgate	79 49	270 A	Loyola Maryland	72 66						

Non-Div I Games:

Bucknell

■ Loss, 
 ■ Non-Conf, S Site, 
 ■ Home 
 ■ Away 
 N Neutral

RPI	S	Opponent	Score
314	H	NJIT	67 36

B  
u  
c  
k  
n  
e  
l  
l

B  
u  
c  
k  
n  
e  
l  
l

Bucknell

## Buffalo

Through Games Of March 2, 2017

Average RPI Win:	<b>197</b>	WON-LOST	WINNING	LAST 10	STRENGTH OF	OPP. STRENGTH	TEAM	ADJ.	CONF.	ADJ CONF.
Average RPI Loss:	<b>87</b>	RECORD	PCT. RANK	GAMES	SCHEDULE	OF SCHEDULE	RPI	RPI	RPI	RPI
DIV. I ONLY	<b>20- 8</b>	<b>62</b>	<b>6- 4</b>	<b>152</b>	<b>116</b>	<b>92</b>	<b>92</b>	<b>10</b>	<b>10</b>	
DIV. I NON-CONF.	<b>10- 1</b>	<b>15</b>	<b>0- 0</b>	<b>217</b>	<b>189</b>	<b>56</b>	<b>56</b>	<b>11</b>	<b>11</b>	
TOTALS	RPI 1-25	RPI 26-50	W-L RECORDS	RPI 51-100	RPI 101-150	RPI 150+				
20- 8	0- 0	1- 2	OVERALL	1- 4	4- 1	14- 1				
12- 4	0- 0	1- 0	HOME	1- 2	2- 1	8- 1				
8- 3	0- 0	0- 1	AWAY	0- 2	2- 0	6- 0				
0- 1	0- 0	0- 1	NEUTRAL	0- 0	0- 0	0- 0				
10- 1	0- 0	0- 1	NON-CONFERENCE	0- 0	3- 0	7- 0				
7- 0	0- 0	0- 0	HOME	0- 0	1- 0	6- 0				
3- 0	0- 0	0- 0	AWAY	0- 0	2- 0	1- 0				
0- 1	0- 0	0- 1	NEUTRAL	0- 0	0- 0	0- 0				
10- 7	0- 0	1- 1	CONFERENCE	1- 4	1- 1	7- 1				
5- 4	0- 0	1- 0	HOME	1- 2	1- 1	2- 1				
5- 3	0- 0	0- 1	AWAY	0- 2	0- 0	5- 0				
0- 0	0- 0	0- 0	NEUTRAL	0- 0	0- 0	0- 0				

RPI S	Opponent	Score	RPI S	Opponent	Score	RPI S	Opponent	Score	RPI S	Opponent	Score
			27 N	Harvard	62 <b>74</b>	54 A	Ohio	55 <b>83</b>	105 H	Kent St.	77 62
			37 A	Central Mich.	71 <b>88</b>	54 H	Ohio	65 54	111 H	UCF	66 65
			37 H	Central Mich.	67 56	70 A	Toledo	63 <b>85</b>	114 H	Ball St.	75 <b>89</b>
						70 H	Toledo	64 <b>73</b>	119 A	Fordham	58 54
						88 H	Northern Ill.	80 <b>89</b>	137 A	Duquesne	71 69
									184 A	Western Mich.	62 47
									189 H	Hofstra	74 50
									194 H	Sacred Heart	76 55
									238 A	Bowling Green	61 50
									238 H	Bowling Green	62 <b>64</b>
									239 A	Miami (OH)	68 51
									239 H	Miami (OH)	71 45
									241 H	St. Bonaventure	68 47
									242 A	Akron	81 55
									242 H	Akron	81 51
									248 A	Canisius	65 52
									259 H	Niagara	73 63
									275 H	Manhattan	73 39
									289 A	Eastern Mich.	56 52
									306 H	Massachusetts	61 47
LAST 12 Division I GAMES:											
242 A	Akron	81 55	105 H	Kent St.	77 62						
238 H	Bowling Green	62 <b>64</b>	70 A	Toledo	63 <b>85</b>						
54 H	Ohio	65 54	184 A	Western Mich.	62 47						
242 H	Akron	81 51	114 H	Ball St.	75 <b>89</b>						
289 A	Eastern Mich.	56 52	37 H	Central Mich.	67 56						
88 H	Northern Ill.	80 <b>89</b>	238 A	Bowling Green	61 50						

Non-Div I Games:

Buffalo

■ Loss, 
 ■ Non-Conf, 
 ■ S Site, 
 ■ H Home 
 ■ A Away 
 N Neutral

Average RPI Win:	234	WON-LOST	WINNING	LAST 10	STRENGTH OF	OPP. STRENGTH	TEAM	ADJ.	CONF.	ADJ CONF.
Average RPI Loss:	97	RECORD	PCT. RANK	GAMES	SCHEDULE	OF SCHEDULE	RPI	RPI	RPI	RPI
DIV. I ONLY	5- 24	325	0- 10	71	78	267	267	7	7	
DIV. I NON-CONF.	3- 8	262	0- 0	182	137	295	295	7	7	
TOTALS	RPI 1-25	RPI 26-50	W-L RECORDS	RPI 51-100	RPI 101-150	RPI 150+				
5- 24	0- 4	0- 4	OVERALL	0- 6	0- 3	5- 7				
4- 12	0- 2	0- 2	HOME	0- 3	0- 2	4- 3				
1- 12	0- 2	0- 2	AWAY	0- 3	0- 1	1- 4				
0- 0	0- 0	0- 0	NEUTRAL	0- 0	0- 0	0- 0				
3- 8	0- 0	0- 2	NON-CONFERENCE	0- 0	0- 3	3- 3				
3- 4	0- 0	0- 1	HOME	0- 0	0- 2	3- 1				
0- 4	0- 0	0- 1	AWAY	0- 0	0- 1	0- 2				
0- 0	0- 0	0- 0	NEUTRAL	0- 0	0- 0	0- 0				
2- 16	0- 4	0- 2	CONFERENCE	0- 6	0- 0	2- 4				
1- 8	0- 2	0- 1	HOME	0- 3	0- 0	1- 2				
1- 8	0- 2	0- 1	AWAY	0- 3	0- 0	1- 2				
0- 0	0- 0	0- 0	NEUTRAL	0- 0	0- 0	0- 0				

RPI 1-25				RPI 26-50				RPI 51-100				RPI 101+ Team's RPI: 267			
RPI	S	Opponent	Score	RPI	S	Opponent	Score	RPI	S	Opponent	Score	RPI	S	Opponent	Score
15	A	DePaul	69 100	29	A	Green Bay	34 61	56	A	Villanova	58 61	111	H	UCF	59 66
15	H	DePaul	62 92	34	H	South Fla.	59 74	56	H	Villanova	69 70	114	H	Ball St.	50 74
21	A	Creighton	52 67	36	A	Marquette	53 91	63	A	Georgetown	72 83	149	A	TCU	47 73
21	H	Creighton	53 65	36	H	Marquette	66 72	63	H	Georgetown	52 58	169	A	Arkansas	50 68
								71	A	St. John's (NY)	55 62	186	A	Providence	51 68
								71	H	St. John's (NY)	41 62	186	H	Providence	58 64
												190	A	Xavier	65 62
												190	H	Xavier	43 53
												203	H	ETSU	59 68
												211	A	Seton Hall	63 65
												211	H	Seton Hall	79 58
												212	A	Wisconsin	55 60
												218	H	Indiana St.	66 48
												234	H	Bradley	58 56
												318	H	Fort Wayne	70 64
LAST 12 Division I GAMES:															
21	H	Creighton	53 65	190	H	Xavier	43 53								
186	H	Providence	58 64	211	A	Seton Hall	63 65								
56	A	Villanova	58 61	71	A	St. John's (NY)	55 62								
63	A	Georgetown	72 83	63	H	Georgetown	52 58								
15	H	DePaul	62 92	56	H	Villanova	69 70								
36	H	Marquette	66 72	36	A	Marquette	53 91								

Non-Div I Games:

Butler

■ Loss, 
■ Non-Conf, 
■ S Site, 
■ H Home 
■ A Away 
N Neutral

CSU Bakersfield

Through Games Of March 2, 2017

Average RPI Win:	291	WON-LOST	WINNING	LAST 10	STRENGTH OF	OPP. STRENGTH	TEAM	ADJ.	CONF.	ADJ CONF.
Average RPI Loss:	170	RECORD	PCT. RANK	GAMES	SCHEDULE	OF SCHEDULE	RPI	RPI	RPI	RPI
DIV. I ONLY	12- 13	193	8- 2	331	252	268	268	29	29	
DIV. I NON-CONF.	3- 9	275	0- 0	306	110	315	315	29	29	
TOTALS	RPI 1-25	RPI 26-50	W-L RECORDS	RPI 51-100	RPI 101-150	RPI 150+				
12- 13	0- 1	0- 1	OVERALL	0- 2	0- 2	12- 7				
7- 6	0- 1	0- 0	HOME	0- 1	0- 1	7- 3				
5- 7	0- 0	0- 1	AWAY	0- 1	0- 1	5- 4				
0- 0	0- 0	0- 0	NEUTRAL	0- 0	0- 0	0- 0				
3- 9	0- 1	0- 1	NON-CONFERENCE	0- 2	0- 0	3- 5				
2- 4	0- 1	0- 0	HOME	0- 1	0- 0	2- 2				
1- 5	0- 0	0- 1	AWAY	0- 1	0- 0	1- 3				
0- 0	0- 0	0- 0	NEUTRAL	0- 0	0- 0	0- 0				
9- 4	0- 0	0- 0	CONFERENCE	0- 0	0- 2	9- 2				
5- 2	0- 0	0- 0	HOME	0- 0	0- 1	5- 1				
4- 2	0- 0	0- 0	AWAY	0- 0	0- 1	4- 1				
0- 0	0- 0	0- 0	NEUTRAL	0- 0	0- 0	0- 0				

RPI 1-25				RPI 26-50				RPI 51-100				RPI 101+ Team's RPI: 268			
RPI	S	Opponent	Score	RPI	S	Opponent	Score	RPI	S	Opponent	Score	RPI	S	Opponent	Score
8	H	Stanford	56 77	40	A	Oregon	62 77	52	A	California	63 86	147	A	New Mexico St.	55 69
								61	H	South Dakota	60 75	147	H	New Mexico St.	55 64
												179	H	UC Riverside	66 71
												216	A	Seattle U	47 54
												216	H	Seattle U	52 63
												224	A	UTRGV	67 61
												224	H	UTRGV	74 46
												229	H	Grand Canyon	74 59
												244	A	Pacific	61 91
												257	H	Hawaii	58 51
												258	H	Cal Poly	57 49
												283	H	Southern Utah	59 65
												303	A	UTEP	61 74
												310	A	Pepperdine	57 62
												315	A	UMKC	65 63
												315	H	UMKC	52 33
												325	A	UC Irvine	86 66
												333	A	Utah Valley	63 59
												333	H	Utah Valley	55 39
												340	A	Chicago St.	71 67
												340	H	Chicago St.	83 48
LAST 12 Division I GAMES:															
340	A	Chicago St.	71 67	229	H	Grand Canyon	74 59	315	H	UMKC	52 33				
315	A	UMKC	65 63	340	H	Chicago St.	83 48	333	A	Utah Valley	63 59				
216	H	Seattle U	52 63	147	H	New Mexico St.	55 64	224	H	UTRGV	74 46				
333	H	Utah Valley	55 39												
224	A	UTRGV	67 61												
147	A	New Mexico St.	55 69												

Non-Div I Games: Stanislaus St. 78 51 Fresno Pacific 84 61

CSU Bakersfield

Loss, Non-Conf, S Site, H Home A Away N Neutral

Average RPI Win:	231	WON-LOST	WINNING	LAST 10	STRENGTH OF	OPP. STRENGTH	TEAM	ADJ.	CONF.	ADJ CONF.
Average RPI Loss:	151	RECORD	PCT. RANK	GAMES	SCHEDULE	OF SCHEDULE	RPI	RPI	RPI	RPI
DIV. I ONLY	17- 12	123	9- 1	221	219	159	159	24	24	
DIV. I NON-CONF.	7- 7	165	0- 0	102	163	138	138	23	23	
TOTALS	RPI 1-25	RPI 26-50	W-L RECORDS	RPI 51-100	RPI 101-150	RPI 150+				
17- 12	0- 2	0- 1	OVERALL	0- 2	2- 2	15- 5				
8- 6	0- 0	0- 1	HOME	0- 1	1- 1	7- 3				
9- 6	0- 2	0- 0	AWAY	0- 1	1- 1	8- 2				
0- 0	0- 0	0- 0	NEUTRAL	0- 0	0- 0	0- 0				
7- 7	0- 2	0- 1	NON-CONFERENCE	0- 1	1- 1	6- 2				
2- 5	0- 0	0- 1	HOME	0- 1	0- 1	2- 2				
5- 2	0- 2	0- 0	AWAY	0- 0	1- 0	4- 0				
0- 0	0- 0	0- 0	NEUTRAL	0- 0	0- 0	0- 0				
10- 5	0- 0	0- 0	CONFERENCE	0- 1	1- 1	9- 3				
6- 1	0- 0	0- 0	HOME	0- 0	1- 0	5- 1				
4- 4	0- 0	0- 0	AWAY	0- 1	0- 1	4- 2				
0- 0	0- 0	0- 0	NEUTRAL	0- 0	0- 0	0- 0				

RPI 1-25				RPI 26-50				RPI 51-100				RPI 101+ Team's RPI: 159			
RPI	S	Opponent	Score	RPI	S	Opponent	Score	RPI	S	Opponent	Score	RPI	S	Opponent	Score
7	A	Washington	44 101	46	H	Michigan St.	59 63	73	H	Penn	36 47	113	A	Long Beach St.	60 63
8	A	Stanford	54 88					83	A	UC Davis	65 81	113	H	Long Beach St.	63 56
												120	A	St. Mary's (CA)	73 61
												138	H	Eastern Wash.	57 71
												161	H	Detroit Mercy	76 67
												177	A	Fresno St.	61 57
												179	A	UC Riverside	70 67
												179	H	UC Riverside	79 70
												215	H	San Diego	67 76
												216	A	Seattle U	68 64
												235	A	UC Santa Barbara	62 55
												235	H	UC Santa Barbara	75 61
												245	H	Portland St.	99 72
												251	A	Weber St.	89 78
												257	A	Hawaii	60 49
												257	H	Hawaii	67 56
												258	A	Cal Poly	68 79
												258	H	Cal Poly	63 70
												283	H	Southern Utah	71 77
												290	A	Northern Ariz.	83 79
												325	A	UC Irvine	52 77
												325	H	UC Irvine	85 77
												346	A	Cal St. Fullerton	71 54
												346	H	Cal St. Fullerton	58 41
LAST 12 Division I GAMES:															
				113	A	Long Beach St.	60 63					235	A	UC Santa Barbara	62 55
				179	H	UC Riverside	79 70					257	H	Hawaii	67 56
				346	A	Cal St. Fullerton	71 54					113	H	Long Beach St.	63 56
				257	A	Hawaii	60 49					235	H	UC Santa Barbara	75 61
				325	H	UC Irvine	85 77					258	H	Cal Poly	63 70
				179	A	UC Riverside	70 67					83	A	UC Davis	65 81

Non-Div I Games:

CSUN

■ Loss, 
 ■ Non-Conf, 
 ■ S Site, 
 ■ Home 
 ■ A Away 
 N Neutral



Average RPI Win:	265	WON-LOST	WINNING	LAST 10	STRENGTH OF	OPP. STRENGTH	TEAM	ADJ.	CONF.	ADJ CONF.
Average RPI Loss:	163	RECORD	PCT. RANK	GAMES	SCHEDULE	OF SCHEDULE	RPI	RPI	RPI	RPI
DIV. I ONLY	11- 16	227	5- 5	263	248	258	258	24	24	
DIV. I NON-CONF.	4- 8	230	0- 0	203	258	276	276	23	23	
TOTALS	RPI 1-25	RPI 26-50	W-L RECORDS	RPI 51-100	RPI 101-150	RPI 150+				
11- 16	0- 2	0- 0	OVERALL	0- 3	1- 3	10- 8				
8- 6	0- 0	0- 0	HOME	0- 1	1- 2	7- 3				
3- 10	0- 2	0- 0	AWAY	0- 2	0- 1	3- 5				
0- 0	0- 0	0- 0	NEUTRAL	0- 0	0- 0	0- 0				
4- 8	0- 2	0- 0	NON-CONFERENCE	0- 1	0- 2	4- 3				
4- 2	0- 0	0- 0	HOME	0- 0	0- 2	4- 0				
0- 6	0- 2	0- 0	AWAY	0- 1	0- 0	0- 3				
0- 0	0- 0	0- 0	NEUTRAL	0- 0	0- 0	0- 0				
7- 8	0- 0	0- 0	CONFERENCE	0- 2	1- 1	6- 5				
4- 4	0- 0	0- 0	HOME	0- 1	1- 0	3- 3				
3- 4	0- 0	0- 0	AWAY	0- 1	0- 1	3- 2				
0- 0	0- 0	0- 0	NEUTRAL	0- 0	0- 0	0- 0				

RPI 1-25				RPI 26-50				RPI 51-100				RPI 101+ Team's RPI: 258			
RPI	S	Opponent	Score	RPI	S	Opponent	Score	RPI	S	Opponent	Score	RPI	S	Opponent	Score
8	A	Stanford	55 83					80	A	Montana St.	52 71	113	A	Long Beach St.	80 83
10	A	UCLA	64 80					83	A	UC Davis	75 83	113	H	Long Beach St.	69 67
								83	H	UC Davis	53 61	120	H	St. Mary's (CA)	71 79
												136	H	San Francisco	67 73
												159	A	CSUN	70 63
												159	H	CSUN	79 68
												179	A	UC Riverside	59 68
												179	H	UC Riverside	69 72
												229	A	Grand Canyon	59 64
												235	H	UC Santa Barbara	78 67
												257	A	Hawaii	57 66
												257	H	Hawaii	79 87
												268	A	CSU Bakersfield	49 57
												281	A	Sacramento St.	96 97
												290	H	Northern Ariz.	58 53
												300	H	North Dakota St.	73 46
												310	H	Pepperdine	62 52
												325	A	UC Irvine	78 60
												325	H	UC Irvine	71 74
												333	H	Utah Valley	77 65
												346	A	Cal St. Fullerton	69 45
												346	H	Cal St. Fullerton	73 57
LAST 12 Division I GAMES:															
346	H	Cal St. Fullerton	73 57	179	H	UC Riverside	69 72								
83	A	UC Davis	75 83	83	H	UC Davis	53 61								
325	H	UC Irvine	71 74	257	A	Hawaii	57 66								
113	H	Long Beach St.	69 67	159	A	CSUN	70 63								
346	A	Cal St. Fullerton	69 45	257	H	Hawaii	79 87								
325	A	UC Irvine	78 60	113	A	Long Beach St.	80 83								

Non-Div I Games:

Cal Poly

■ Loss, 
■ Non-Conf, S Site, 
■ Home 
■ Away 
N Neutral

Average RPI Win:	327	WON-LOST	WINNING	LAST 10	STRENGTH OF	OPP. STRENGTH	TEAM	ADJ.	CONF.	ADJ CONF.
Average RPI Loss:	194	RECORD	PCT. RANK	GAMES	SCHEDULE	OF SCHEDULE	RPI	RPI	RPI	RPI
DIV. I ONLY	2- 24	344	0- 10	285	267	346	346	24	24	
DIV. I NON-CONF.	1- 10	325	0- 0	329	288	347	347	23	23	
TOTALS	RPI 1-25	RPI 26-50	W-L RECORDS	RPI 51-100	RPI 101-150	RPI 150+				
2- 24	0- 0	0- 0	OVERALL	0- 3	0- 4	2- 17				
2- 12	0- 0	0- 0	HOME	0- 1	0- 2	2- 9				
0- 12	0- 0	0- 0	AWAY	0- 2	0- 2	0- 8				
0- 0	0- 0	0- 0	NEUTRAL	0- 0	0- 0	0- 0				
1- 10	0- 0	0- 0	NON-CONFERENCE	0- 1	0- 2	1- 7				
1- 5	0- 0	0- 0	HOME	0- 0	0- 1	1- 4				
0- 5	0- 0	0- 0	AWAY	0- 1	0- 1	0- 3				
0- 0	0- 0	0- 0	NEUTRAL	0- 0	0- 0	0- 0				
1- 14	0- 0	0- 0	CONFERENCE	0- 2	0- 2	1- 10				
1- 7	0- 0	0- 0	HOME	0- 1	0- 1	1- 5				
0- 7	0- 0	0- 0	AWAY	0- 1	0- 1	0- 5				
0- 0	0- 0	0- 0	NEUTRAL	0- 0	0- 0	0- 0				

RPI 1-25			RPI 26-50			RPI 51-100			RPI 101+			Team's RPI: 346					
RPI	S	Opponent	Score	RPI	S	Opponent	Score	RPI	S	Opponent	Score	RPI	S	Opponent	Score		
								83	A	UC Davis	39	59	113	A	Long Beach St.	55	84
								83	H	UC Davis	51	70	113	H	Long Beach St.	48	65
								90	A	Wyoming	26	61	138	A	Eastern Wash.	67	84
												140	H	Idaho	86	88	
												159	A	CSUN	41	58	
												159	H	CSUN	54	71	
												174	H	Columbia	46	61	
												179	A	UC Riverside	45	68	
												179	H	UC Riverside	63	75	
												206	H	Loyola Marymount	62	77	
												215	A	San Diego	50	103	
												235	A	UC Santa Barbara	37	57	
												235	H	UC Santa Barbara	49	56	
												245	A	Portland St.	73	81	
												257	A	Hawaii	50	60	
												257	H	Hawaii	45	55	
												258	A	Cal Poly	57	73	
												258	H	Cal Poly	45	69	
												265	H	San Diego St.	61	71	
												308	A	Denver	58	77	
												310	H	Pepperdine	58	69	
												325	H	UC Irvine	64	53	
												328	H	Montana	72	56	
LAST 12 Division I GAMES:																	
				258	A	Cal Poly	57	73		235	A	UC Santa Barbara	37	57			
				257	H	Hawaii	45	55		83	A	UC Davis	39	59			
				159	H	CSUN	54	71		113	H	Long Beach St.	48	65			
				179	H	UC Riverside	63	75		179	A	UC Riverside	45	68			
				258	H	Cal Poly	45	69		83	H	UC Davis	51	70			
				113	A	Long Beach St.	55	84		325	H	UC Irvine	64	53			

## LAST 12 Division I GAMES:

258	A	Cal Poly	57	73	235	A	UC Santa Barbara	37	57
257	H	Hawaii	45	55	83	A	UC Davis	39	59
159	H	CSUN	54	71	113	H	Long Beach St.	48	65
179	H	UC Riverside	63	75	179	A	UC Riverside	45	68
258	H	Cal Poly	45	69	83	H	UC Davis	51	70
113	A	Long Beach St.	55	84	325	H	UC Irvine	64	53

Non-Div I Games: Antelope Valley 64 56 Whittier 97 49

Cal St. Fullerton

Loss, Non-Conf, S Site, H Home A Away N Neutral

# California

Through Games Of March 2, 2017

Average RPI Win:	148	WON-LOST	WINNING	LAST 10	STRENGTH OF	OPP. STRENGTH	TEAM	ADJ.	CONF.	ADJ CONF.
Average RPI Loss:	40	RECORD	PCT. RANK	GAMES	SCHEDULE	OF SCHEDULE	RPI	RPI	RPI	RPI
DIV. I ONLY	19- 12	112	4- 6	51	27	52	52	1	1	
DIV. I NON-CONF.	12- 0	1	0- 0	184	186	23	23	1	1	
TOTALS	RPI 1-25	RPI 26-50	W-L RECORDS	RPI 51-100	RPI 101-150	RPI 150+				
19- 12	2- 5	1- 3	OVERALL	3- 4	6- 0	7- 0				
10- 6	1- 2	0- 2	HOME	1- 2	3- 0	5- 0				
5- 6	0- 3	1- 1	AWAY	1- 2	2- 0	1- 0				
4- 0	1- 0	0- 0	NEUTRAL	1- 0	1- 0	1- 0				
12- 0	1- 0	0- 0	NON-CONFERENCE	0- 0	4- 0	7- 0				
7- 0	0- 0	0- 0	HOME	0- 0	2- 0	5- 0				
2- 0	0- 0	0- 0	AWAY	0- 0	1- 0	1- 0				
3- 0	1- 0	0- 0	NEUTRAL	0- 0	1- 0	1- 0				
7- 12	1- 5	1- 3	CONFERENCE	3- 4	2- 0	0- 0				
3- 6	1- 2	0- 2	HOME	1- 2	1- 0	0- 0				
3- 6	0- 3	1- 1	AWAY	1- 2	1- 0	0- 0				
1- 0	0- 0	0- 0	NEUTRAL	1- 0	0- 0	0- 0				

RPI 1-25				RPI 26-50				RPI 51-100				RPI 101+			
RPI	S	Opponent	Score	RPI	S	Opponent	Score	RPI	S	Opponent	Score	RPI	S	Opponent	Score
6	A	Oregon St.	56 71	31	A	Arizona St.	62 72	74	A	Utah	57 63	120	A	St. Mary's (CA)	74 67
6	H	Oregon St.	56 66	31	H	Arizona St.	45 54	74	H	Utah	64 73	124	N	Southern Miss.	71 51
7	A	Washington	67 90	40	A	Oregon	55 49	87	H	Southern California	63 56	129	A	Arizona	74 64
8	A	Stanford	54 72	40	H	Oregon	66 69	87	N	Southern California	71 58	129	H	Arizona	71 60
8	H	Stanford	66 72					95	A	Washington St.	79 84	136	H	San Francisco	75 52
10	H	UCLA	80 77					100	A	Colorado	65 53	137	H	Duquesne	86 66
18	N	Oklahoma	82 74					100	H	Colorado	59 64	163	H	Santa Clara	73 58
												179	H	UC Riverside	71 56
												197	A	Nebraska	86 65
												268	H	CSU Bakersfield	86 63
												281	H	Sacramento St.	97 73
												295	H	Lehigh	96 63
												320	N	Arkansas St.	80 55
LAST 12 Division I GAMES:															
87	N	Southern California	71 58	74	H	Utah	64 73								
6	A	Oregon St.	56 71	87	H	Southern California	63 56								
40	A	Oregon	55 49	10	H	UCLA	80 77								
8	A	Stanford	54 72	95	A	Washington St.	79 84								
8	H	Stanford	66 72	7	A	Washington	67 90								
100	H	Colorado	59 64	129	H	Arizona	71 60								

Non-Div I Games:

California

Loss, Non-Conf, S Site, H Home A Away N Neutral

Average RPI Win:	289	WON-LOST	WINNING	LAST 10	STRENGTH OF	OPP. STRENGTH	TEAM	ADJ.	CONF.	ADJ CONF.
Average RPI Loss:	168	RECORD	PCT. RANK	GAMES	SCHEDULE	OF SCHEDULE	RPI	RPI	RPI	RPI
DIV. I ONLY	18- 7	60	7- 3	334	333	182	182	28	28	
DIV. I NON-CONF.	5- 3	122	0- 0	312	347	208	208	28	28	
TOTALS	RPI 1-25	RPI 26-50	W-L RECORDS	RPI 51-100	RPI 101-150	RPI 150+				
18- 7	0- 0	0- 0	OVERALL	0- 1	0- 3	18- 3				
8- 4	0- 0	0- 0	HOME	0- 0	0- 2	8- 2				
8- 3	0- 0	0- 0	AWAY	0- 1	0- 1	8- 1				
2- 0	0- 0	0- 0	NEUTRAL	0- 0	0- 0	2- 0				
5- 3	0- 0	0- 0	NON-CONFERENCE	0- 1	0- 1	5- 1				
1- 2	0- 0	0- 0	HOME	0- 0	0- 1	1- 1				
2- 1	0- 0	0- 0	AWAY	0- 1	0- 0	2- 0				
2- 0	0- 0	0- 0	NEUTRAL	0- 0	0- 0	2- 0				
13- 4	0- 0	0- 0	CONFERENCE	0- 0	0- 2	13- 2				
7- 2	0- 0	0- 0	HOME	0- 0	0- 1	7- 1				
6- 2	0- 0	0- 0	AWAY	0- 0	0- 1	6- 1				
0- 0	0- 0	0- 0	NEUTRAL	0- 0	0- 0	0- 0				

RPI 1-25			RPI 26-50			RPI 51-100			RPI 101+			Team's RPI: 182
RPI	S	Opponent	Score	RPI	S	Opponent	Score	RPI	S	Opponent	Score	
						89 A Mercer	60 76	123 A Radford			48 49	
								123 H Radford			42 61	
								141 H VCU			53 66	
								203 H ETSU			55 56	
								233 A Presbyterian			49 39	
								233 H Presbyterian			50 42	
								237 A UNC Asheville			61 55	
								237 H UNC Asheville			61 60	
								243 A High Point			69 53	
								243 H High Point			58 33	
								246 H Liberty			52 58	
								253 A Charleston So.			43 60	
								253 H Charleston So.			54 37	
								273 N Ark.-Pine Bluff			51 31	
								279 A Western Caro.			50 48	
								313 A Gardner-Webb			73 61	
								313 H Gardner-Webb			67 56	
								319 A USC Upstate			56 41	
								327 N Morgan St.			62 51	
								332 H N.C. Central			61 30	
								341 A Winthrop			70 35	
								341 H Winthrop			61 32	
								345 A Longwood			66 54	
								345 H Longwood			74 50	
LAST 12 Division I GAMES:												
123 A Radford			48 49	253 A Charleston So.			43 60					
313 H Gardner-Webb			67 56	345 H Longwood			74 50					
233 H Presbyterian			50 42	246 H Liberty			52 58					
243 A High Point			69 53	313 A Gardner-Webb			73 61					
341 A Winthrop			70 35	243 H High Point			58 33					
237 H UNC Asheville			61 60	345 A Longwood			66 54					

Non-Div I Games: Columbia (SC) 73 32 Saint Augustine's 69 33 St. Andrews 94 39

Campbell

Loss, Non-Conf, S Site, H Home A Away N Neutral

Average RPI Win: 260		WON-LOST	WINNING	LAST 10	STRENGTH OF	OPP. STRENGTH	TEAM	ADJ.	CONF.	ADJ CONF.
Average RPI Loss: 148		RECORD	PCT. RANK	GAMES	SCHEDULE	OF SCHEDULE	RPI	RPI	RPI	RPI
DIV. I ONLY		10- 20	259	4- 6	171	230	248	248	18	18
DIV. I NON-CONF.		1- 8	314	0- 0	91	269	267	267	17	17
TOTALS		RPI 1-25	RPI 26-50	W-L RECORDS	RPI 51-100	RPI 101-150	RPI 150+			
10- 20	0- 1		0- 2	OVERALL	0- 1	0- 6	10- 10			
5- 9	0- 0		0- 1	HOME	0- 1	0- 3	5- 4			
4- 11	0- 1		0- 1	AWAY	0- 0	0- 3	4- 6			
1- 0	0- 0		0- 0	NEUTRAL	0- 0	0- 0	1- 0			
1- 8	0- 1		0- 0	NON-CONFERENCE	0- 1	0- 2	1- 4			
0- 4	0- 0		0- 0	HOME	0- 1	0- 1	0- 2			
1- 4	0- 1		0- 0	AWAY	0- 0	0- 1	1- 2			
0- 0	0- 0		0- 0	NEUTRAL	0- 0	0- 0	0- 0			
9- 12	0- 0		0- 2	CONFERENCE	0- 0	0- 4	9- 6			
5- 5	0- 0		0- 1	HOME	0- 0	0- 2	5- 2			
3- 7	0- 0		0- 1	AWAY	0- 0	0- 2	3- 4			
1- 0	0- 0		0- 0	NEUTRAL	0- 0	0- 0	1- 0			

RPI 1-25					
RPI	S	Opponent	Score		
24	A	Ohio St.	56	89	
RPI 26-50					
RPI	S	Opponent	Score		
38	A	Quinnipiac	49	62	
38	H	Quinnipiac	53	64	
RPI 51-100					
RPI	S	Opponent	Score		
92	H	Buffalo	52	65	
Team's RPI: 248					
RPI	S	Opponent	Score		
115	A	Cornell	43	60	
117	A	Rider	50	61	
117	H	Rider	70	71	
134	H	Lamar University	51	65	
150	A	Iona	52	55	
150	H	Iona	45	58	
153	H	Northeastern	59	83	
167	A	Fairfield	48	57	
167	H	Fairfield	63	49	
168	A	Siena	42	67	
168	H	Siena	67	77	
185	A	Morehead St.	68	77	
217	A	Monmouth	53	55	
217	H	Monmouth	74	54	
228	A	Marist	60	67	
228	H	Marist	74	85	
230	A	Saint Francis (PA)	74	95	
241	A	St. Bonaventure	74	57	
242	H	Akron	64	73	
259	A	Niagara	65	57	
259	H	Niagara	52	41	
259	N	Niagara	80	74	
275	A	Manhattan	62	57	
275	H	Manhattan	58	48	
326	A	Saint Peter's	59	54	
326	H	Saint Peter's	61	56	
LAST 12 Division I GAMES:					
259	N	Niagara	80	74	
38	A	Quinnipiac	49	62	
167	A	Fairfield	48	57	
168	H	Siena	67	77	
326	H	Saint Peter's	61	56	
117	A	Rider	50	61	
259	H	Niagara	52	41	
150	H	Iona	45	58	
275	H	Manhattan	58	48	
228	A	Marist	60	67	
168	A	Siena	42	67	
167	H	Fairfield	63	49	

Non-Div I Games:

Canisius

Loss, Non-Conf, S Site, H Home A Away N Neutral

Central Ark.

Through Games Of March 2, 2017

Average RPI Win:	262	WON-LOST	WINNING	LAST 10	STRENGTH OF	OPP. STRENGTH	TEAM	ADJ.	CONF.	ADJ CONF.
Average RPI Loss:	92	RECORD	PCT. RANK	GAMES	SCHEDULE	OF SCHEDULE	RPI	RPI	RPI	RPI
DIV. I ONLY	19- 4	18	10- 0	311	277	101	101	27	27	
DIV. I NON-CONF.	4- 2	97	0- 0	290	73	104	104	27	27	
TOTALS	RPI 1-25	RPI 26-50	W-L RECORDS	RPI 51-100	RPI 101-150	RPI 150+				
19- 4	0- 1	0- 0	OVERALL	2- 0	1- 3	16- 0				
9- 1	0- 0	0- 0	HOME	1- 0	1- 1	7- 0				
8- 3	0- 0	0- 0	AWAY	1- 0	0- 1	7- 0				
2- 0	0- 0	0- 0	NEUTRAL	0- 0	0- 0	2- 0				
4- 2	0- 1	0- 0	NON-CONFERENCE	0- 0	0- 1	4- 0				
1- 0	0- 0	0- 0	HOME	0- 0	0- 0	1- 0				
1- 2	0- 1	0- 0	AWAY	0- 0	0- 1	1- 0				
2- 0	0- 0	0- 0	NEUTRAL	0- 0	0- 0	2- 0				
15- 2	0- 0	0- 0	CONFERENCE	2- 0	1- 2	12- 0				
8- 1	0- 0	0- 0	HOME	1- 0	1- 1	6- 0				
7- 1	0- 0	0- 0	AWAY	1- 0	0- 1	6- 0				
0- 0	0- 0	0- 0	NEUTRAL	0- 0	0- 0	0- 0				

RPI 1-25				RPI 26-50				RPI 51-100				RPI 101+ Team's RPI: 101			
RPI	S	Opponent	Score	RPI	S	Opponent	Score	RPI	S	Opponent	Score	RPI	S	Opponent	Score
25	A	Texas A&M	49 74					91	A	SFA	67 63	102	A	Texas Tech	45 79
								91	H	SFA	70 58	106	A	Abilene Christian	76 83
												106	H	Abilene Christian	80 70
												134	H	Lamar University	56 70
												178	N	Houston	69 55
												213	A	New Orleans	55 51
												246	N	Liberty	61 41
												287	A	McNeese	72 49
												287	H	McNeese	67 52
												288	A	A&M-Corpus Christi	49 41
												293	H	Northwestern St.	76 43
												294	A	Nicholls St.	61 52
												302	A	Alcorn	71 57
												302	H	Alcorn	59 45
												329	A	Southeastern La.	78 64
												329	H	Southeastern La.	77 55
												330	H	Incarnate Word	63 50
												339	A	Houston Baptist	80 49
												339	H	Houston Baptist	83 39
												342	H	Sam Houston St.	75 48
LAST 12 Division I GAMES:															
				91	H	SFA	70 58					329	H	Southeastern La.	77 55
				329	A	Southeastern La.	78 64					287	A	McNeese	72 49
				339	H	Houston Baptist	83 39					330	H	Incarnate Word	63 50
				342	H	Sam Houston St.	75 48					91	A	SFA	67 63
				294	A	Nicholls St.	61 52					213	A	New Orleans	55 51
				106	H	Abilene Christian	80 70					287	H	McNeese	67 52

Non-Div I Games: Crowley's Ridge 102 31 Williams Baptist 82 32 Central Baptist 94 47 Hendrix 71 39  
Central Ark.

Loss, Non-Conf, S Site, H Home A Away N Neutral

Average RPI Win:	302	WON-LOST	WINNING	LAST 10	STRENGTH OF	OPP. STRENGTH	TEAM	ADJ.	CONF.	ADJ CONF.
Average RPI Loss:	215	RECORD	PCT. RANK	GAMES	SCHEDULE	OF SCHEDULE	RPI	RPI	RPI	RPI
DIV. I ONLY	10- 19	255	3- 7	332	320	317	317	31	31	
DIV. I NON-CONF.	1- 10	325	0- 0	293	153	345	345	32	32	
TOTALS	RPI 1-25	RPI 26-50	W-L RECORDS	RPI 51-100	RPI 101-150	RPI 150+				
10- 19	0- 0	0- 1	OVERALL	0- 2	0- 0	10- 16				
7- 5	0- 0	0- 0	HOME	0- 0	0- 0	7- 5				
3- 13	0- 0	0- 1	AWAY	0- 2	0- 0	3- 10				
0- 1	0- 0	0- 0	NEUTRAL	0- 0	0- 0	0- 1				
1- 10	0- 0	0- 1	NON-CONFERENCE	0- 2	0- 0	1- 7				
1- 2	0- 0	0- 0	HOME	0- 0	0- 0	1- 2				
0- 7	0- 0	0- 1	AWAY	0- 2	0- 0	0- 4				
0- 1	0- 0	0- 0	NEUTRAL	0- 0	0- 0	0- 1				
9- 9	0- 0	0- 0	CONFERENCE	0- 0	0- 0	9- 9				
6- 3	0- 0	0- 0	HOME	0- 0	0- 0	6- 3				
3- 6	0- 0	0- 0	AWAY	0- 0	0- 0	3- 6				
0- 0	0- 0	0- 0	NEUTRAL	0- 0	0- 0	0- 0				

RPI S	Opponent	Score	RPI S	Opponent	Score	RPI S	Opponent	Score	RPI S	Opponent	Score	Team's RPI: 317
			30 A	Syracuse	63 95	67 A	New Hampshire	52 56	173 A	Boston College	46 66	
						98 A	Virginia Tech	47 81	188 H	Hartford	58 68	
									193 A	Robert Morris	46 55	
									193 H	Robert Morris	39 62	
									194 A	Sacred Heart	61 82	
									194 H	Sacred Heart	67 50	
									211 A	Seton Hall	70 78	
									221 A	Dartmouth	51 61	
									230 A	Saint Francis (PA)	81 87	
									230 H	Saint Francis (PA)	70 72	
									263 H	Stony Brook	59 64	
									264 A	Bryant	64 70	
									264 H	Bryant	53 52	
									265 N	San Diego St.	62 80	
									269 H	Vermont	78 76	
									291 A	Mt. St. Mary's	66 81	
									291 H	Mt. St. Mary's	68 58	
									306 A	Massachusetts	37 76	
									324 A	St. Francis Brooklyn	61 53	
									324 H	St. Francis Brooklyn	71 44	
									334 A	LIU Brooklyn	76 71	
									334 H	LIU Brooklyn	62 68	
									338 A	Fairleigh Dickinson	64 77	
									338 H	Fairleigh Dickinson	68 49	
									343 A	Wagner	83 71	
									343 H	Wagner	66 53	
LAST 12 Division I GAMES:												
			264 A	Bryant	64 70		343 A	Wagner	83 71			
			324 H	St. Francis Brooklyn	71 44		291 A	Mt. St. Mary's	66 81			
			230 H	Saint Francis (PA)	70 72		334 H	LIU Brooklyn	62 68			
			193 H	Robert Morris	39 62		264 H	Bryant	53 52			
			338 A	Fairleigh Dickinson	64 77		193 A	Robert Morris	46 55			
			194 A	Sacred Heart	61 82		230 A	Saint Francis (PA)	81 87			

Non-Div I Games:

Central Conn. St.

■ Loss, 
 ■ Non-Conf, 
 ■ S Site, 
 ■ Home 
 ■ A Away 
 N Neutral

## Central Mich.

Through Games Of March 2, 2017

Average RPI Win:	183	WON-LOST	WINNING	LAST 10	STRENGTH OF	OPP. STRENGTH	TEAM	ADJ.	CONF.	ADJ CONF.
Average RPI Loss:	66	RECORD	PCT. RANK	GAMES	SCHEDULE	OF SCHEDULE	RPI	RPI	RPI	RPI
DIV. I ONLY	22- 7	37	8- 2	78	103	37	37	10	10	
DIV. I NON-CONF.	8- 4	97	0- 0	249	57	143	143	11	11	
TOTALS	RPI 1-25	RPI 26-50	W-L RECORDS	RPI 51-100	RPI 101-150	RPI 150+				
22- 7	0- 1	0- 1	OVERALL	6- 4	4- 1	12- 0				
14- 1	0- 0	0- 1	HOME	4- 0	3- 0	7- 0				
6- 6	0- 1	0- 0	AWAY	2- 4	1- 1	3- 0				
2- 0	0- 0	0- 0	NEUTRAL	0- 0	0- 0	2- 0				
8- 4	0- 1	0- 1	NON-CONFERENCE	0- 2	2- 0	6- 0				
6- 1	0- 0	0- 1	HOME	0- 0	2- 0	4- 0				
0- 3	0- 1	0- 0	AWAY	0- 2	0- 0	0- 0				
2- 0	0- 0	0- 0	NEUTRAL	0- 0	0- 0	2- 0				
14- 3	0- 0	0- 0	CONFERENCE	6- 2	2- 1	6- 0				
8- 0	0- 0	0- 0	HOME	4- 0	1- 0	3- 0				
6- 3	0- 0	0- 0	AWAY	2- 2	1- 1	3- 0				
0- 0	0- 0	0- 0	NEUTRAL	0- 0	0- 0	0- 0				

RPI 1-25				RPI 26-50				Team's RPI: 37				RPI 51-100				RPI 101+			
RPI	S	Opponent	Score	RPI	S	Opponent	Score	RPI	S	Opponent	Score	RPI	S	Opponent	Score	RPI	S	Opponent	Score
2	A	Notre Dame	47 107	28	H	Elon	57 71	54	A	Ohio	70 64	105	A	Kent St.	91 78				
								54	H	Ohio	64 59	110	H	Saint Joseph's	73 71				
								70	A	Toledo	72 74	114	A	Ball St.	73 81				
								70	H	Toledo	72 61	114	H	Ball St.	101 92				
								76	A	Purdue	51 62	145	H	Oakland	70 67				
								77	A	Middle Tenn.	69 79	184	A	Western Mich.	94 73				
								88	A	Northern Ill.	109 94	184	H	Western Mich.	94 83				
								88	H	Northern Ill.	109 86	205	H	Illinois	82 51				
								92	A	Buffalo	56 67	238	A	Bowling Green	76 65				
								92	H	Buffalo	88 71	239	H	Miami (OH)	80 61				
												242	H	Akron	89 62				
												252	H	Furman	81 71				
												289	A	Eastern Mich.	104 63				
												300	N	North Dakota St.	77 55				
												321	H	Ill.-Chicago	77 55				
												322	H	Loyola Chicago	95 57				
												333	N	Utah Valley	71 62				
LAST 12 Division I GAMES:																			
184	A	Western Mich.	94 73	88	A	Northern Ill.	109 94												
114	A	Ball St.	73 81	289	A	Eastern Mich.	104 63												
88	H	Northern Ill.	109 86	54	H	Ohio	64 59												
70	H	Toledo	72 61	70	A	Toledo	72 74												
54	A	Ohio	70 64	92	A	Buffalo	56 67												
184	H	Western Mich.	94 83	239	H	Miami (OH)	80 61												

Non-Div I Games:

Central Mich.

■ Loss, 
 ■ Non-Conf, S Site, 
 ■ Home 
 ■ Away 
 N Neutral



Charleston So.

Through Games Of March 2, 2017

Average RPI Win:	273	WON-LOST	WINNING	LAST 10	STRENGTH OF	OPP. STRENGTH	TEAM	ADJ.	CONF.	ADJ CONF.
Average RPI Loss:	201	RECORD	PCT. RANK	GAMES	SCHEDULE	OF SCHEDULE	RPI	RPI	RPI	RPI
DIV. I ONLY	13- 12	163	6- 4	329	310	253	253	28	28	
DIV. I NON-CONF.	3- 5	223	0- 0	343	187	324	324	28	28	
TOTALS	RPI 1-25	RPI 26-50	W-L RECORDS	RPI 51-100	RPI 101-150	RPI 150+				
13- 12	0- 0	0- 0	OVERALL	0- 1	1- 2	12- 9				
9- 4	0- 0	0- 0	HOME	0- 0	1- 0	8- 4				
4- 8	0- 0	0- 0	AWAY	0- 1	0- 2	4- 5				
0- 0	0- 0	0- 0	NEUTRAL	0- 0	0- 0	0- 0				
3- 5	0- 0	0- 0	NON-CONFERENCE	0- 1	0- 1	3- 3				
2- 2	0- 0	0- 0	HOME	0- 0	0- 0	2- 2				
1- 3	0- 0	0- 0	AWAY	0- 1	0- 1	1- 1				
0- 0	0- 0	0- 0	NEUTRAL	0- 0	0- 0	0- 0				
10- 7	0- 0	0- 0	CONFERENCE	0- 0	1- 1	9- 6				
7- 2	0- 0	0- 0	HOME	0- 0	1- 0	6- 2				
3- 5	0- 0	0- 0	AWAY	0- 0	0- 1	3- 4				
0- 0	0- 0	0- 0	NEUTRAL	0- 0	0- 0	0- 0				

RPI 1-25			RPI 26-50			RPI 51-100			RPI 101+			Team's RPI: 253
RPI	S	Opponent	Score	RPI	S	Opponent	Score	RPI	S	Opponent	Score	
						65 A West Virginia	38 88			116 A North Carolina	77 93	
										123 A Radford	59 67	
										123 H Radford	57 45	
										182 A Campbell	37 54	
										182 H Campbell	60 43	
										209 H Col. of Charleston	76 79	
										222 H Ga. Southern	55 54	
										233 A Presbyterian	48 50	
										233 H Presbyterian	52 34	
										236 H Wofford	45 59	
										237 A UNC Asheville	47 56	
										237 H UNC Asheville	73 66	
										243 A High Point	74 68	
										243 H High Point	62 64	
										246 A Liberty	56 67	
										246 H Liberty	72 81	
										279 A Western Caro.	53 58	
										298 A Lipscomb	67 52	
										313 A Gardner-Webb	51 48	
										313 H Gardner-Webb	64 57	
										341 H Winthrop	71 52	
										345 A Longwood	62 47	
										345 H Longwood	71 63	
										348 H South Carolina St.	67 62	
LAST 12 Division I GAMES:												
						313 A Gardner-Webb	51 48			182 H Campbell	60 43	
						345 H Longwood	71 63			233 H Presbyterian	52 34	
						243 H High Point	62 64			237 A UNC Asheville	47 56	
						246 A Liberty	56 67			345 A Longwood	62 47	
						237 H UNC Asheville	73 66			313 H Gardner-Webb	64 57	
						123 A Radford	59 67			123 H Radford	57 45	

Non-Div I Games: Southern Wesleyan 80 57 Montreat 79 50 Paine 75 67

Charleston So.

Loss, Non-Conf, S Site, H Home A Away N Neutral

Average RPI Win:	205	WON-LOST	WINNING	LAST 10	STRENGTH OF	OPP. STRENGTH	TEAM	ADJ.	CONF.	ADJ CONF.
Average RPI Loss:	97	RECORD	PCT. RANK	GAMES	SCHEDULE	OF SCHEDULE	RPI	RPI	RPI	RPI
DIV. I ONLY	19- 9	80	5- 5	186	97	112	112	14	14	
DIV. I NON-CONF.	8- 3	67	0- 0	297	24	117	117	15	15	
TOTALS	RPI 1-25	RPI 26-50	W-L RECORDS	RPI 51-100	RPI 101-150	RPI 150+				
19- 9	0- 1	1- 1	OVERALL	0- 3	3- 2	15- 2				
9- 4	0- 0	1- 0	HOME	0- 1	0- 1	8- 2				
10- 3	0- 1	0- 1	AWAY	0- 0	3- 1	7- 0				
0- 2	0- 0	0- 0	NEUTRAL	0- 2	0- 0	0- 0				
8- 3	0- 1	0- 0	NON-CONFERENCE	0- 2	1- 0	7- 0				
5- 0	0- 0	0- 0	HOME	0- 0	0- 0	5- 0				
3- 1	0- 1	0- 0	AWAY	0- 0	1- 0	2- 0				
0- 2	0- 0	0- 0	NEUTRAL	0- 2	0- 0	0- 0				
11- 6	0- 0	1- 1	CONFERENCE	0- 1	2- 2	8- 2				
4- 4	0- 0	1- 0	HOME	0- 1	0- 1	3- 2				
7- 2	0- 0	0- 1	AWAY	0- 0	2- 1	5- 0				
0- 0	0- 0	0- 0	NEUTRAL	0- 0	0- 0	0- 0				

RPI	S	Opponent	Score	RPI	S	Opponent	Score	RPI	S	Opponent	Score	RPI	S	Opponent	Score	Team's RPI: 112
16	A	Miami (FL)	46 80	42	A	Western Ky.	74 75	58	N	Boise St.	65 68	118	A	Old Dominion	86 75	
				42	H	Western Ky.	89 85	74	N	Utah	68 81	118	H	Old Dominion	70 72	
								77	H	Middle Tenn.	81 83	124	A	Southern Miss.	78 61	
												137	A	Duquesne	77 63	
												143	A	Louisiana Tech	54 80	
												156	A	Pittsburgh	70 63	
												162	A	Rice	69 51	
												162	H	Rice	52 55	
												164	H	East Carolina	79 64	
												180	H	UAB	81 88	
												183	A	North Texas	78 63	
												183	H	North Texas	66 49	
												196	H	UTSA	78 67	
												209	A	Col. of Charleston	62 49	
												212	H	Wisconsin	63 48	
												233	H	Presbyterian	71 63	
												256	A	Marshall	89 75	
												256	H	Marshall	93 77	
												277	H	Davidson	93 79	
												305	A	FIU	101 54	
												337	A	Fla. Atlantic	72 66	
												345	H	Longwood	66 41	
LAST 12 Division I GAMES:																
196	H	UTSA	78 67	305	A	FIU	101 54									
256	A	Marshall	89 75	337	A	Fla. Atlantic	72 66									
42	A	Western Ky.	74 75	162	H	Rice	52 55									
118	H	Old Dominion	70 72	183	H	North Texas	66 49									
77	H	Middle Tenn.	81 83	118	A	Old Dominion	86 75									
180	H	UAB	81 88	124	A	Southern Miss.	78 61									

Non-Div I Games:

Charlotte

■ Loss, 
 ■ Non-Conf, S Site, 
 ■ Home 
 ■ Away 
 N Neutral

# Chattanooga

Through Games Of March 2, 2017

Average RPI Win:	217	WON-LOST	WINNING	LAST 10	STRENGTH OF	OPP. STRENGTH	TEAM	ADJ.	CONF.	ADJ CONF.
Average RPI Loss:	86	RECORD	PCT. RANK	GAMES	SCHEDULE	OF SCHEDULE	RPI	RPI	RPI	RPI
DIV. I ONLY	19- 10	94	8- 2	104	112	81	81	17	17	
DIV. I NON-CONF.	6- 8	203	0- 0	52	14	108	108	20	20	
TOTALS	RPI 1-25	RPI 26-50	W-L RECORDS	RPI 51-100	RPI 101-150	RPI 150+				
19- 10	0- 3	0- 2	OVERALL	3- 1	0- 2	16- 2				
8- 4	0- 1	0- 2	HOME	2- 1	0- 0	6- 0				
8- 5	0- 2	0- 0	AWAY	1- 0	0- 1	7- 2				
3- 1	0- 0	0- 0	NEUTRAL	0- 0	0- 1	3- 0				
6- 8	0- 3	0- 2	NON-CONFERENCE	1- 1	0- 2	5- 0				
1- 4	0- 1	0- 2	HOME	1- 1	0- 0	0- 0				
3- 3	0- 2	0- 0	AWAY	0- 0	0- 1	3- 0				
2- 1	0- 0	0- 0	NEUTRAL	0- 0	0- 1	2- 0				
13- 2	0- 0	0- 0	CONFERENCE	2- 0	0- 0	11- 2				
7- 0	0- 0	0- 0	HOME	1- 0	0- 0	6- 0				
5- 2	0- 0	0- 0	AWAY	1- 0	0- 0	4- 2				
1- 0	0- 0	0- 0	NEUTRAL	0- 0	0- 0	1- 0				

RPI 1-25				RPI 26-50				RPI 51-100 Team's RPI: 81				RPI 101+			
RPI	S	Opponent	Score	RPI	S	Opponent	Score	RPI	S	Opponent	Score	RPI	S	Opponent	Score
1	A	UConn	43 80	29	H	Green Bay	55 71	79	H	Florida	61 72	103	A	FGCU	55 68
2	H	Notre Dame	58 79	45	H	Indiana	76 79	89	A	Mercer	74 56	139	N	Maine	39 49
12	A	Louisville	47 63					89	H	Mercer	70 50	201	A	UNCG	72 75
								97	H	Stetson	66 55	201	H	UNCG	58 55
												203	A	ETSU	70 62
												203	H	ETSU	60 45
												223	A	Rutgers	66 53
												226	A	UT Martin	80 60
												227	A	Samford	77 61
												227	H	Samford	51 45
												233	A	Presbyterian	56 48
												236	A	Wofford	71 61
												236	H	Wofford	76 56
												238	N	Bowling Green	54 49
												252	A	Furman	48 65
												252	H	Furman	66 43
												279	A	Western Caro.	60 48
												279	H	Western Caro.	67 46
												279	N	Western Caro.	85 41
												309	N	Lafayette	68 43
LAST 12 Division I GAMES:															
279	N	Western Caro.	85 41	227	H	Samford	51 45								
236	H	Wofford	76 56	89	H	Mercer	70 50								
252	H	Furman	66 43	252	A	Furman	48 65								
279	A	Western Caro.	60 48	236	A	Wofford	71 61								
201	A	UNCG	72 75	201	H	UNCG	58 55								
203	A	ETSU	70 62	279	H	Western Caro.	67 46								

Non-Div I Games:

Chattanooga

Loss, Non-Conf, S Site, H Home A Away N Neutral

## Chicago St.

Through Games Of March 2, 2017

Average RPI Win:	0	WON-LOST	WINNING	LAST 10	STRENGTH OF	OPP. STRENGTH	TEAM	ADJ.	CONF.	ADJ CONF.
Average RPI Loss:	201	RECORD	PCT. RANK	GAMES	SCHEDULE	OF SCHEDULE	RPI	RPI	RPI	RPI
DIV. I ONLY	0- 27	348	0- 10	149	328	340	340	29	29	
DIV. I NON-CONF.	0- 14	335	0- 0	88	306	316	316	29	29	
TOTALS	RPI 1-25	RPI 26-50	W-L RECORDS	RPI 51-100	RPI 101-150	RPI 150+				
0- 27	0- 1	0- 0	OVERALL	0- 3	0- 5	0- 18				
0- 12	0- 0	0- 0	HOME	0- 1	0- 3	0- 8				
0- 15	0- 1	0- 0	AWAY	0- 2	0- 2	0- 10				
0- 0	0- 0	0- 0	NEUTRAL	0- 0	0- 0	0- 0				
0- 14	0- 1	0- 0	NON-CONFERENCE	0- 3	0- 3	0- 7				
0- 6	0- 0	0- 0	HOME	0- 1	0- 2	0- 3				
0- 8	0- 1	0- 0	AWAY	0- 2	0- 1	0- 4				
0- 0	0- 0	0- 0	NEUTRAL	0- 0	0- 0	0- 0				
0- 13	0- 0	0- 0	CONFERENCE	0- 0	0- 2	0- 11				
0- 6	0- 0	0- 0	HOME	0- 0	0- 1	0- 5				
0- 7	0- 0	0- 0	AWAY	0- 0	0- 1	0- 6				
0- 0	0- 0	0- 0	NEUTRAL	0- 0	0- 0	0- 0				

RPI 1-25				RPI 26-50				RPI 51-100				RPI 101+				Team's RPI: 340
RPI	S	Opponent	Score	RPI	S	Opponent	Score	RPI	S	Opponent	Score	RPI	S	Opponent	Score	
23	A	Kansas St.	33 83					62	A	Northwestern	42 75	114	A	Ball St.	53 88	
								69	H	Western Ill.	50 54	135	H	Wright St.	65 71	
								88	A	Northern Ill.	85 94	145	H	Oakland	60 80	
												147	A	New Mexico St.	63 100	
												147	H	New Mexico St.	54 65	
												155	A	Milwaukee	49 71	
												165	A	Cincinnati	53 81	
												184	H	Western Mich.	51 64	
												185	A	Morehead St.	55 63	
												216	A	Seattle U	53 82	
												216	H	Seattle U	51 64	
												224	A	UTRGV	43 71	
												224	H	UTRGV	46 57	
												229	A	Grand Canyon	39 57	
												229	H	Grand Canyon	62 73	
												268	A	CSU Bakersfield	48 83	
												268	H	CSU Bakersfield	67 71	
												304	H	Valparaiso	51 53	
												314	H	NJIT	42 57	
												315	A	UMKC	53 62	
												322	A	Loyola Chicago	54 59	
												333	A	Utah Valley	54 73	
												333	H	Utah Valley	59 62	
LAST 12 Division I GAMES:																
268	H	CSU Bakersfield	67 71	229	A	Grand Canyon	39 57									
229	H	Grand Canyon	62 73	268	A	CSU Bakersfield	48 83									
315	A	UMKC	53 62	224	H	UTRGV	46 57									
333	A	Utah Valley	54 73	216	H	Seattle U	51 64									
216	A	Seattle U	53 82	333	H	Utah Valley	59 62									
147	H	New Mexico St.	54 65	147	A	New Mexico St.	63 100									

Non-Div I Games:

Chicago St.

■ Loss, 
 ■ Non-Conf, S Site, 
 ■ Home 
 ■ Away 
 N Neutral

Average RPI Win:	211	WON-LOST	WINNING	LAST 10	STRENGTH OF	OPP. STRENGTH	TEAM	ADJ.	CONF.	ADJ CONF.
Average RPI Loss:	94	RECORD	PCT. RANK	GAMES	SCHEDULE	OF SCHEDULE	RPI	RPI	RPI	RPI
DIV. I ONLY	15- 13	155	2- 8	187	80	165	165	5	5	
DIV. I NON-CONF.	8- 4	97	0- 0	332	241	216	216	5	5	
TOTALS	RPI 1-25	RPI 26-50	W-L RECORDS	RPI 51-100	RPI 101-150	RPI 150+				
15- 13	0- 3	0- 1	OVERALL	1- 4	3- 1	11- 4				
10- 6	0- 1	0- 0	HOME	1- 2	2- 0	7- 3				
5- 7	0- 2	0- 1	AWAY	0- 2	1- 1	4- 1				
0- 0	0- 0	0- 0	NEUTRAL	0- 0	0- 0	0- 0				
8- 4	0- 1	0- 0	NON-CONFERENCE	0- 1	0- 0	8- 2				
5- 3	0- 0	0- 0	HOME	0- 1	0- 0	5- 2				
3- 1	0- 1	0- 0	AWAY	0- 0	0- 0	3- 0				
0- 0	0- 0	0- 0	NEUTRAL	0- 0	0- 0	0- 0				
7- 9	0- 2	0- 1	CONFERENCE	1- 3	3- 1	3- 2				
5- 3	0- 1	0- 0	HOME	1- 1	2- 0	2- 1				
2- 6	0- 1	0- 1	AWAY	0- 2	1- 1	1- 1				
0- 0	0- 0	0- 0	NEUTRAL	0- 0	0- 0	0- 0				

RPI 1-25				RPI 26-50				RPI 51-100				RPI 101+ Team's RPI: 165			
RPI	S	Opponent	Score	RPI	S	Opponent	Score	RPI	S	Opponent	Score	RPI	S	Opponent	Score
1	H	UConn	49 96	34	A	South Fla.	52 72	64	A	Tulane	51 62	111	A	UCF	44 64
17	A	Temple	64 88					64	H	Tulane	68 74	111	H	UCF	63 57
24	A	Ohio St.	38 80					84	H	Georgia	48 51	144	A	Memphis	66 59
								94	A	SMU	47 64	144	H	Memphis	68 57
								94	H	SMU	67 65	151	H	Tulsa	61 78
												164	A	East Carolina	69 80
												164	H	East Carolina	74 64
												178	A	Houston	71 62
												178	H	Houston	85 64
												190	H	Xavier	61 72
												218	H	Indiana St.	55 63
												219	H	Howard	66 56
												238	A	Bowling Green	68 58
												239	A	Miami (OH)	49 43
												266	A	Southeast Mo. St.	83 75
												273	H	Ark.-Pine Bluff	72 42
												280	H	Tennessee Tech	60 38
												296	H	Eastern Ill.	78 64
												340	H	Chicago St.	81 53
LAST 12 Division I GAMES:															
151	H	Tulsa	61 78	1	H	UConn	49 96								
17	A	Temple	64 88	34	A	South Fla.	52 72								
164	A	East Carolina	69 80	64	H	Tulane	68 74								
144	H	Memphis	68 57	111	A	UCF	44 64								
64	A	Tulane	51 62	164	H	East Carolina	74 64								
178	A	Houston	71 62	94	H	SMU	67 65								

Non-Div I Games: Clarion 92 54

Cincinnati

■ Loss, 
■ Non-Conf, 
■ S Site, 
■ H Home 
■ A Away 
N Neutral

Average RPI Win:	194	WON-LOST	WINNING	LAST 10	STRENGTH OF	OPP. STRENGTH	TEAM	ADJ.	CONF.	ADJ CONF.
Average RPI Loss:	40	RECORD	PCT. RANK	GAMES	SCHEDULE	OF SCHEDULE	RPI	RPI	RPI	RPI
DIV. I ONLY	15- 16	179	4- 6	43	58	109	109	3	3	
DIV. I NON-CONF.	11- 2	23	0- 0	186	287	73	73	4	4	
TOTALS	RPI 1-25	RPI 26-50	W-L RECORDS	RPI 51-100	RPI 101-150	RPI 150+				
15- 16	0- 8	0- 3	OVERALL	2- 4	4- 0	9- 1				
9- 7	0- 3	0- 2	HOME	1- 2	3- 0	5- 0				
3- 8	0- 4	0- 1	AWAY	0- 2	0- 0	3- 1				
3- 1	0- 1	0- 0	NEUTRAL	1- 0	1- 0	1- 0				
11- 2	0- 1	0- 1	NON-CONFERENCE	0- 0	3- 0	8- 0				
7- 1	0- 0	0- 1	HOME	0- 0	2- 0	5- 0				
2- 1	0- 1	0- 0	AWAY	0- 0	0- 0	2- 0				
2- 0	0- 0	0- 0	NEUTRAL	0- 0	1- 0	1- 0				
4- 14	0- 7	0- 2	CONFERENCE	2- 4	1- 0	1- 1				
2- 6	0- 3	0- 1	HOME	1- 2	1- 0	0- 0				
1- 7	0- 3	0- 1	AWAY	0- 2	0- 0	1- 1				
1- 1	0- 1	0- 0	NEUTRAL	1- 0	0- 0	0- 0				

RPI S	Opponent	Score	RPI S	Opponent	Score	RPI S	Opponent	Score	RPI S	Opponent	Score	Team's RPI: 109
2	H Notre Dame	80 84	30	H Syracuse	62 88	51	H Virginia	37 69	116	H North Carolina	78 67	
3	A South Carolina	61 83	35	A North Carolina St.	53 65	55	A Georgia Tech	58 72	135	N Wright St.	75 51	
9	A Duke	37 65	40	H Oregon	59 87	55	H Georgia Tech	62 61	139	H Maine	69 61	
11	A Florida St.	47 80				82	A Wake Forest	56 68	143	H Louisiana Tech	78 67	
11	H Florida St.	27 86				98	H Virginia Tech	69 78	156	A Pittsburgh	54 46	
12	H Louisville	46 60				98	N Virginia Tech	67 66	173	A Boston College	48 60	
12	N Louisville	46 68							175	H Bethune-Cookman	59 38	
16	A Miami (FL)	57 81							217	A Monmouth	60 47	
									222	H Ga. Southern	58 47	
									247	A Jacksonville St.	69 63	
									255	H Coastal Caro.	64 57	
									279	H Western Caro.	78 63	
									322	N Loyola Chicago	61 40	
									348	H South Carolina St.	56 36	
LAST 12 Division I GAMES:												
12	N Louisville	46 68	156	A Pittsburgh	54 46							
98	N Virginia Tech	67 66	116	H North Carolina	78 67							
55	A Georgia Tech	58 72	9	A Duke	37 65							
11	A Florida St.	47 80	55	H Georgia Tech	62 61							
2	H Notre Dame	80 84	12	H Louisville	46 60							
16	A Miami (FL)	57 81	35	A North Carolina St.	53 65							

Non-Div I Games:

Clemson

■ Loss, 
■ Non-Conf, S Site, 
■ Home 
■ Away 
N Neutral

## Cleveland St.

Through Games Of March 2, 2017

Average RPI Win:	266	WON-LOST	WINNING	LAST 10	STRENGTH OF	OPP. STRENGTH	TEAM	ADJ.	CONF.	ADJ CONF.
Average RPI Loss:	129	RECORD	PCT. RANK	GAMES	SCHEDULE	OF SCHEDULE	RPI	RPI	RPI	RPI
DIV. I ONLY	13- 14	187	4- 6	174	250	181	181	19	19	
DIV. I NON-CONF.	4- 5	198	0- 0	141	252	148	148	21	21	
TOTALS	RPI 1-25	RPI 26-50	W-L RECORDS	RPI 51-100	RPI 101-150	RPI 150+				
13- 14	0- 1	0- 2	OVERALL	0- 2	1- 4	12- 5				
5- 6	0- 0	0- 1	HOME	0- 1	0- 2	5- 2				
7- 8	0- 1	0- 1	AWAY	0- 1	1- 2	6- 3				
1- 0	0- 0	0- 0	NEUTRAL	0- 0	0- 0	1- 0				
4- 5	0- 1	0- 0	NON-CONFERENCE	0- 2	0- 1	4- 1				
0- 2	0- 0	0- 0	HOME	0- 1	0- 0	0- 1				
3- 3	0- 1	0- 0	AWAY	0- 1	0- 1	3- 0				
1- 0	0- 0	0- 0	NEUTRAL	0- 0	0- 0	1- 0				
9- 9	0- 0	0- 2	CONFERENCE	0- 0	1- 3	8- 4				
5- 4	0- 0	0- 1	HOME	0- 0	0- 2	5- 1				
4- 5	0- 0	0- 1	AWAY	0- 0	1- 1	3- 3				
0- 0	0- 0	0- 0	NEUTRAL	0- 0	0- 0	3- 0				

RPI 1-25				RPI 26-50				RPI 51-100				RPI 101+				Team's RPI: 181
RPI	S	Opponent	Score	RPI	S	Opponent	Score	RPI	S	Opponent	Score	RPI	S	Opponent	Score	
24	A	Ohio St.	78 96	29	A	Green Bay	60 79	70	H	Toledo	59 92	131	A	Navy	63 88	
				29	H	Green Bay	51 65	72	A	Bucknell	66 77	135	A	Wright St.	63 84	
												135	H	Wright St.	60 65	
												145	A	Oakland	74 62	
												145	H	Oakland	79 93	
												155	A	Milwaukee	72 76	
												155	H	Milwaukee	78 80	
												161	A	Detroit Mercy	54 66	
												161	H	Detroit Mercy	75 50	
												231	N	Richmond	69 65	
												238	A	Bowling Green	64 56	
												250	A	Evansville	66 62	
												259	H	Niagara	49 67	
												285	A	Northern Ky.	58 54	
												285	H	Northern Ky.	77 58	
												296	A	Eastern Ill.	66 56	
												304	A	Valparaiso	66 62	
												304	H	Valparaiso	71 60	
												311	A	Youngstown St.	67 92	
												311	H	Youngstown St.	71 68	
												321	A	Ill.-Chicago	63 59	
												321	H	Ill.-Chicago	77 59	
LAST 12 Division I GAMES:																
				145	H	Oakland	79 93					304	A	Valparaiso	66 62	
				161	H	Detroit Mercy	75 50					321	A	Ill.-Chicago	63 59	
				285	H	Northern Ky.	77 58					29	H	Green Bay	51 65	
				135	H	Wright St.	60 65					155	H	Milwaukee	78 80	
				155	A	Milwaukee	72 76					161	A	Detroit Mercy	54 66	
				29	A	Green Bay	60 79					145	A	Oakland	74 62	

Non-Div I Games: Notre Dame (OH) 51 66 Lake Erie 65 42

Cleveland St.

■ Loss, 
■ Non-Conf, 
■ S Site, 
■ Home 
■ A Away 
N Neutral

Average RPI Win:	260	WON-LOST	WINNING	LAST 10	STRENGTH OF	OPP. STRENGTH	TEAM	ADJ.	CONF.	ADJ CONF.
Average RPI Loss:	173	RECORD	PCT. RANK	GAMES	SCHEDULE	OF SCHEDULE	RPI	RPI	RPI	RPI
DIV. I ONLY	11- 14	210	4- 6	308	257	255	255	21	21	
DIV. I NON-CONF.	4- 4	165	0- 0	348	318	288	288	19	19	
TOTALS	RPI 1-25	RPI 26-50	W-L RECORDS	RPI 51-100	RPI 101-150	RPI 150+				
11- 14	0- 0	0- 2	OVERALL	0- 2	2- 3	9- 7				
6- 5	0- 0	0- 1	HOME	0- 1	2- 0	4- 3				
4- 9	0- 0	0- 1	AWAY	0- 1	0- 3	4- 4				
1- 0	0- 0	0- 0	NEUTRAL	0- 0	0- 0	1- 0				
4- 4	0- 0	0- 0	NON-CONFERENCE	0- 0	0- 1	4- 3				
1- 1	0- 0	0- 0	HOME	0- 0	0- 0	1- 1				
2- 3	0- 0	0- 0	AWAY	0- 0	0- 1	2- 2				
1- 0	0- 0	0- 0	NEUTRAL	0- 0	0- 0	1- 0				
7- 10	0- 0	0- 2	CONFERENCE	0- 2	2- 2	5- 4				
5- 4	0- 0	0- 1	HOME	0- 1	2- 0	3- 2				
2- 6	0- 0	0- 1	AWAY	0- 1	0- 2	2- 2				
0- 0	0- 0	0- 0	NEUTRAL	0- 0	0- 0	0- 0				

RPI 1-25			RPI 26-50			RPI 51-100			RPI 101+			Team's RPI: 255			
RPI	S	Opponent	Score	RPI	S	Opponent	Score	RPI	S	Opponent	Score				
				50	A	Little Rock	47 79	99	A	UT Arlington	58 60	109	A	Clemson	57 64
				50	H	Little Rock	66 74					99	H	UT Arlington	41 70
												121	A	Troy	66 78
												146	H	Louisiana	71 68
												148	A	Texas St.	62 83
												148	H	Texas St.	64 48
												209	A	Col. of Charleston	79 72
												214	H	Appalachian St.	60 55
												222	A	Ga. Southern	70 78
												222	H	Ga. Southern	62 65
												230	H	Saint Francis (PA)	59 70
												236	A	Wofford	62 67
												240	A	South Ala.	61 45
												254	A	Georgia St.	73 67
												254	H	Georgia St.	48 69
												256	A	Marshall	66 84
												318	A	Fort Wayne	72 57
												320	A	Arkansas St.	52 60
												320	H	Arkansas St.	57 55
												332	H	N.C. Central	66 50
												335	H	La.-Monroe	75 48
												348	N	South Carolina St.	63 54
LAST 12 Division I GAMES:															
				146	H	Louisiana	71 68					50	A	Little Rock	47 79
				335	H	La.-Monroe	75 48					320	A	Arkansas St.	52 60
				121	A	Troy	66 78					148	H	Texas St.	64 48
				240	A	South Ala.	61 45					99	H	UT Arlington	41 70
				222	H	Ga. Southern	62 65					254	A	Georgia St.	73 67
				254	H	Georgia St.	48 69					222	A	Ga. Southern	70 78

Non-Div I Games: Pfeiffer

91 49

Catawba

58 63

Coastal Caro.

■ Loss, 
 ■ Non-Conf, 
 ■ S Site, 
 ■ Home 
 ■ A Away 
 N Neutral



Average RPI Win:	196	WON-LOST	WINNING	LAST 10	STRENGTH OF	OPP. STRENGTH	TEAM	ADJ.	CONF.	ADJ CONF.
Average RPI Loss:	122	RECORD	PCT. RANK	GAMES	SCHEDULE	OF SCHEDULE	RPI	RPI	RPI	RPI
DIV. I ONLY	9- 20	274	3- 7	95	100	209	209	9	9	
DIV. I NON-CONF.	3- 8	262	0- 0	165	173	219	219	8	8	
TOTALS	RPI 1-25	RPI 26-50	W-L RECORDS	RPI 51-100	RPI 101-150	RPI 150+				
9- 20	0- 1	0- 6	OVERALL	1- 2	2- 3	6- 8				
5- 8	0- 0	0- 2	HOME	1- 1	1- 2	3- 3				
4- 12	0- 1	0- 4	AWAY	0- 1	1- 1	3- 5				
0- 0	0- 0	0- 0	NEUTRAL	0- 0	0- 0	0- 0				
3- 8	0- 1	0- 2	NON-CONFERENCE	0- 1	0- 1	3- 3				
0- 4	0- 0	0- 0	HOME	0- 1	0- 1	0- 2				
3- 4	0- 1	0- 2	AWAY	0- 0	0- 0	3- 1				
0- 0	0- 0	0- 0	NEUTRAL	0- 0	0- 0	0- 0				
6- 12	0- 0	0- 4	CONFERENCE	1- 1	2- 2	3- 5				
5- 4	0- 0	0- 2	HOME	1- 0	1- 1	3- 1				
1- 8	0- 0	0- 2	AWAY	0- 1	1- 1	0- 4				
0- 0	0- 0	0- 0	NEUTRAL	0- 0	0- 0	0- 0				

RPI 1-25				RPI 26-50				RPI 51-100				RPI 101+ Team's RPI: 209			
RPI	S	Opponent	Score	RPI	S	Opponent	Score	RPI	S	Opponent	Score	RPI	S	Opponent	Score
12	A	Louisville	58 86	28	A	Elon	57 70	78	A	Drexel	57 70	112	H	Charlotte	49 62
				28	H	Elon	56 84	78	H	Drexel	79 75	130	A	William & Mary	71 69
				35	A	North Carolina St.	47 91	98	H	Virginia Tech	61 71	130	H	William & Mary	70 60
				41	A	James Madison	60 74					133	A	Delaware	66 71
				41	H	James Madison	78 84					133	H	Delaware	56 69
				42	A	Western Ky.	76 89					153	A	Northeastern	44 61
												153	H	Northeastern	75 86
												178	A	Houston	63 79
												189	A	Hofstra	81 85
												189	H	Hofstra	71 55
												202	A	Towson	59 61
												202	H	Towson	59 54
												214	A	Appalachian St.	65 62
												225	A	UNCW	61 67
												225	H	UNCW	76 37
												253	A	Charleston So.	79 76
												255	H	Coastal Caro.	72 79
												297	H	North Florida	47 60
												341	A	Winthrop	95 64
LAST 12 Division I GAMES:															
				41	A	James Madison	60 74	189	A	Hofstra	81 85				
				133	H	Delaware	56 69	202	H	Towson	59 54				
				153	H	Northeastern	75 86	78	H	Drexel	79 75				
				41	H	James Madison	78 84	225	A	UNCW	61 67				
				130	A	William & Mary	71 69	189	H	Hofstra	71 55				
				153	A	Northeastern	44 61	133	A	Delaware	66 71				

Non-Div I Games:

Col. of Charleston

■ Loss, 
 ■ Non-Conf, 
 ■ S Site, 
 ■ H Home 
 ■ A Away 
 N Neutral

Average RPI Win: <b>255</b>	WON-LOST	WINNING	LAST 10	STRENGTH OF	OPP. STRENGTH	TEAM	ADJ.	CONF.	ADJ CONF.
Average RPI Loss: <b>182</b>	RECORD	PCT. RANK	GAMES	SCHEDULE	OF SCHEDULE	RPI	RPI	RPI	RPI
DIV. I ONLY	<b>10- 19</b>	<b>255</b>	<b>4- 6</b>	<b>267</b>	<b>260</b>	<b>274</b>	<b>274</b>	<b>23</b>	<b>23</b>
DIV. I NON-CONF.	<b>3- 8</b>	<b>262</b>	<b>0- 0</b>	<b>266</b>	<b>235</b>	<b>289</b>	<b>289</b>	<b>25</b>	<b>25</b>
TOTALS	RPI 1-25	RPI 26-50	W-L RECORDS	RPI 51-100	RPI 101-150	RPI 150+			
10- 19	0- 0	0- 0	OVERALL	0- 4	1- 2	9- 13			
7- 5	0- 0	0- 0	HOME	0- 1	0- 2	7- 2			
3- 14	0- 0	0- 0	AWAY	0- 3	1- 0	2- 11			
0- 0	0- 0	0- 0	NEUTRAL	0- 0	0- 0	0- 0			
3- 8	0- 0	0- 0	NON-CONFERENCE	0- 2	0- 1	3- 5			
2- 1	0- 0	0- 0	HOME	0- 0	0- 1	2- 0			
1- 7	0- 0	0- 0	AWAY	0- 2	0- 0	1- 5			
0- 0	0- 0	0- 0	NEUTRAL	0- 0	0- 0	0- 0			
7- 11	0- 0	0- 0	CONFERENCE	0- 2	1- 1	6- 8			
5- 4	0- 0	0- 0	HOME	0- 1	0- 1	5- 2			
2- 7	0- 0	0- 0	AWAY	0- 1	1- 0	1- 6			
0- 0	0- 0	0- 0	NEUTRAL	0- 0	0- 0	0- 0			

RPI S	Opponent	Score	RPI S	Opponent	Score	RPI S	Opponent	Score	RPI S	Opponent	Score	Team's RPI: 274
						72	A Bucknell	56 <b>79</b>	115	H Cornell	57 <b>70</b>	
						72	H Bucknell	49 <b>79</b>	131	A Navy	69 61	
						75	A Gonzaga	42 <b>72</b>	131	H Navy	67 <b>80</b>	
						76	A Purdue	51 <b>71</b>	159	A Army West Point	47 <b>57</b>	
									159	H Army West Point	69 <b>76</b>	
									168	A Siena	63 <b>71</b>	
									174	A Columbia	67 <b>75</b>	
									176	A Brown	67 62	
									186	A Providence	85 <b>92</b>	
									192	A American	57 <b>68</b>	
									192	H American	62 <b>73</b>	
									202	H Towson	76 71	
									220	A Boston U.	51 <b>65</b>	
									220	H Boston U.	96 87	
									241	A St. Bonaventure	57 <b>70</b>	
									270	A Loyola Maryland	77 <b>87</b>	
									270	H Loyola Maryland	76 62	
									295	A Lehigh	74 <b>83</b>	
									295	H Lehigh	75 70	
									307	A Holy Cross	62 54	
									307	H Holy Cross	70 52	
									309	A Lafayette	85 <b>90</b>	
									309	H Lafayette	76 69	
									334	H LIU Brooklyn	76 61	
									344	A UMass Lowell	77 <b>82</b>	
LAST 12 Division I GAMES:												
295	A Lehigh	74 <b>83</b>	159	A Army West Point	47 <b>57</b>							
309	A Lafayette	85 <b>90</b>	131	A Navy	69 61							
295	H Lehigh	75 70	307	H Holy Cross	70 52							
270	H Loyola Maryland	76 62	192	H American	62 <b>73</b>							
220	A Boston U.	51 <b>65</b>	270	A Loyola Maryland	77 <b>87</b>							
72	H Bucknell	49 <b>79</b>	220	H Boston U.	96 87							

Non-Div I Games:

Colgate

Colorado

Through Games Of March 2, 2017

Average RPI Win:	161	WON-LOST	WINNING	LAST 10	STRENGTH OF	OPP. STRENGTH	TEAM	ADJ.	CONF.	ADJ CONF.
Average RPI Loss:	41	RECORD	PCT. RANK	GAMES	SCHEDULE	OF SCHEDULE	RPI	RPI	RPI	RPI
DIV. I ONLY	15- 15	169	3- 7	53	13	100	100	1	1	
DIV. I NON-CONF.	10- 1	15	0- 0	232	198	74	74	1	1	
TOTALS	RPI 1-25	RPI 26-50	W-L RECORDS	RPI 51-100	RPI 101-150	RPI 150+				
15- 15	1- 7	2- 2	OVERALL	4- 6	2- 0	6- 0				
11- 6	1- 3	2- 1	HOME	3- 2	1- 0	4- 0				
4- 8	0- 4	0- 1	AWAY	1- 3	1- 0	2- 0				
0- 1	0- 0	0- 0	NEUTRAL	0- 1	0- 0	0- 0				
10- 1	1- 0	1- 0	NON-CONFERENCE	1- 1	1- 0	6- 0				
7- 1	1- 0	1- 0	HOME	1- 1	0- 0	4- 0				
3- 0	0- 0	0- 0	AWAY	0- 0	1- 0	2- 0				
0- 0	0- 0	0- 0	NEUTRAL	0- 0	0- 0	0- 0				
5- 14	0- 7	1- 2	CONFERENCE	3- 5	1- 0	0- 0				
4- 5	0- 3	1- 1	HOME	2- 1	1- 0	0- 0				
1- 8	0- 4	0- 1	AWAY	1- 3	0- 0	0- 0				
0- 1	0- 0	0- 0	NEUTRAL	0- 1	0- 0	0- 0				

RPI 1-25				RPI 26-50				RPI 51-100				RPI 101+			
RPI	S	Opponent	Score	RPI	S	Opponent	Score	RPI	S	Opponent	Score	RPI	S	Opponent	Score
6	A	Oregon St.	57 81	31	H	Arizona St.	52 71	52	A	California	64 59	124	A	Northern Colo.	83 62
6	H	Oregon St.	49 54	40	A	Oregon	66 71	52	H	California	53 65	129	H	Arizona	65 56
7	A	Washington	46 79	40	H	Oregon	76 66	74	A	Utah	53 58	157	H	Idaho St.	85 56
7	H	Washington	75 79	48	H	Colorado St.	74 56	74	H	Utah	54 49	300	A	North Dakota St.	76 59
8	A	Stanford	51 64					87	A	Southern California	54 79	316	A	Mississippi Val.	76 64
8	H	Stanford	70 84					90	H	Wyoming	75 82	323	H	Air Force	95 68
10	A	UCLA	74 87					94	H	SMU	67 50	324	H	St. Francis Brooklyn	81 54
14	H	Kentucky	79 69					95	A	Washington St.	56 67	329	H	Southeastern La.	112 54
								95	H	Washington St.	70 58				
								95	N	Washington St.	78 79				
LAST 12 Division I GAMES:															
		95	N	Washington St.	78	79		8	A	Stanford	51	64			
		95	A	Washington St.	56	67		7	H	Washington	75	79			
		7	A	Washington	46	79		95	H	Washington St.	70	58			
		40	H	Oregon	76	66		74	A	Utah	53	58			
		6	H	Oregon St.	49	54		74	H	Utah	54	49			
		52	A	California	64	59		6	A	Oregon St.	57	81			

Non-Div I Games:

Colorado

Loss, Non-Conf, S Site, H Home A Away N Neutral

Average RPI Win:	195	WON-LOST	WINNING	LAST 10	STRENGTH OF	OPP. STRENGTH	TEAM	ADJ.	CONF.	ADJ CONF.
Average RPI Loss:	94	RECORD	PCT. RANK	GAMES	SCHEDULE	OF SCHEDULE	RPI	RPI	RPI	RPI
DIV. I ONLY	20- 7	49	8- 2	138	106	48	48	13	13	
DIV. I NON-CONF.	6- 4	127	0- 0	252	59	140	140	16	16	
TOTALS	RPI 1-25	RPI 26-50	W-L RECORDS	RPI 51-100	RPI 101-150	RPI 150+				
20- 7	0- 2	0- 0	OVERALL	4- 3	3- 0	13- 2				
12- 1	0- 0	0- 0	HOME	2- 1	2- 0	8- 0				
8- 6	0- 1	0- 0	AWAY	2- 1	1- 0	5- 1				
0- 0	0- 0	0- 0	NEUTRAL	0- 0	0- 0	0- 0				
6- 4	0- 2	0- 0	NON-CONFERENCE	0- 1	1- 0	5- 1				
5- 0	0- 0	0- 0	HOME	0- 0	1- 0	4- 0				
1- 4	0- 2	0- 0	AWAY	0- 1	0- 0	1- 1				
0- 0	0- 0	0- 0	NEUTRAL	0- 0	0- 0	0- 0				
14- 3	0- 0	0- 0	CONFERENCE	4- 2	2- 0	8- 1				
7- 1	0- 0	0- 0	HOME	2- 1	1- 0	4- 0				
7- 2	0- 0	0- 0	AWAY	2- 1	1- 0	4- 1				
0- 0	0- 0	0- 0	NEUTRAL	0- 0	0- 0	0- 0				

RPI 1-25				RPI 26-50				RPI 51-100				RPI 101+			
RPI	S	Opponent	Score	RPI	S	Opponent	Score	RPI	S	Opponent	Score	RPI	S	Opponent	Score
7	A	Washington	68 101					58	A	Boise St.	60 53	124	H	Northern Colo.	58 47
18	A	Oklahoma	55 70					58	H	Boise St.	45 51	142	A	New Mexico	78 63
								90	A	Wyoming	49 56	142	H	New Mexico	58 55
								90	H	Wyoming	61 54	158	H	Omaha	69 42
								96	A	UNLV	57 37	177	A	Fresno St.	66 64
								96	H	UNLV	44 41	177	H	Fresno St.	73 56
								100	A	Colorado	56 74	187	A	Utah St.	48 55
												187	H	Utah St.	74 43
												197	A	Nebraska	59 62
												208	A	San Jose St.	68 56
												208	H	San Jose St.	70 67
												216	H	Seattle U	66 62
												265	A	San Diego St.	80 46
												265	H	San Diego St.	60 43
												308	H	Denver	76 49
												323	A	Air Force	72 35
												328	A	Montana	63 49
												329	H	Southeastern La.	77 31
LAST 12 Division I GAMES:															
				90	A	Wyoming	49 56	96	H	UNLV	44 41				
				265	A	San Diego St.	80 46	58	A	Boise St.	60 53				
				142	H	New Mexico	58 55	265	H	San Diego St.	60 43				
				90	H	Wyoming	61 54	208	A	San Jose St.	68 56				
				177	A	Fresno St.	66 64	187	H	Utah St.	74 43				
				187	A	Utah St.	48 55	177	H	Fresno St.	73 56				

Non-Div I Games: N.M. Highlands 96 31 Adams St. 76 29

Colorado St.

Loss, Non-Conf, S Site, H Home A Away N Neutral

Average RPI Win:	255	WON-LOST	WINNING	LAST 10	STRENGTH OF	OPP. STRENGTH	TEAM	ADJ.	CONF.	ADJ CONF.
Average RPI Loss:	120	RECORD	PCT. RANK	GAMES	SCHEDULE	OF SCHEDULE	RPI	RPI	RPI	RPI
DIV. I ONLY	13- 12	163	3- 7	239	194	174	174	8	8	
DIV. I NON-CONF.	10- 3	54	0- 0	338	342	171	171	9	9	
TOTALS	RPI 1-25	RPI 26-50	W-L RECORDS	RPI 51-100	RPI 101-150	RPI 150+				
13- 12	0- 0	0- 2	OVERALL	0- 2	1- 5	12- 3				
5- 5	0- 0	0- 1	HOME	0- 1	0- 2	5- 1				
8- 7	0- 0	0- 1	AWAY	0- 1	1- 3	7- 2				
0- 0	0- 0	0- 0	NEUTRAL	0- 0	0- 0	0- 0				
10- 3	0- 0	0- 0	NON-CONFERENCE	0- 0	0- 1	10- 2				
4- 1	0- 0	0- 0	HOME	0- 0	0- 0	4- 1				
6- 2	0- 0	0- 0	AWAY	0- 0	0- 1	6- 1				
0- 0	0- 0	0- 0	NEUTRAL	0- 0	0- 0	0- 0				
3- 9	0- 0	0- 2	CONFERENCE	0- 2	1- 4	2- 1				
1- 4	0- 0	0- 1	HOME	0- 1	0- 2	1- 0				
2- 5	0- 0	0- 1	AWAY	0- 1	1- 2	1- 1				
0- 0	0- 0	0- 0	NEUTRAL	0- 0	0- 0	0- 0				

RPI S	Opponent	Score	RPI S	Opponent	Score	RPI S	Opponent	Score	RPI S	Opponent	Score	Team's RPI: 174
27	A Harvard	68 70	27	H Harvard	55 58	73	A Penn	59 68	113	A Long Beach St.	60 73	
									115	A Cornell	70 77	
									115	H Cornell	55 69	
									127	A Princeton	54 78	
									127	H Princeton	52 62	
									132	A Yale	72 68	
									176	A Brown	60 69	
									186	H Providence	66 64	
									207	H UMBC	56 67	
									210	A Binghamton	75 65	
									221	A Dartmouth	91 88	
									221	H Dartmouth	69 48	
									230	A Saint Francis (PA)	84 77	
									231	A Richmond	65 58	
									263	A Stony Brook	53 55	
									270	A Loyola Maryland	65 53	
									274	H Colgate	75 67	
									314	A NJIT	65 51	
									334	H LIU Brooklyn	66 57	
									344	H UMass Lowell	76 57	
									346	A Cal St. Fullerton	61 46	
LAST 12 Division I GAMES:												
73	A Penn	59 68	176	A Brown	60 69							
127	A Princeton	54 78	132	A Yale	72 68							
221	H Dartmouth	69 48	27	A Harvard	68 70							
27	H Harvard	55 58	221	A Dartmouth	91 88							
127	H Princeton	52 62	115	H Cornell	55 69							
73	H Penn	54 64	115	A Cornell	70 77							

Non-Div I Games:

Columbia

■ Loss, 
 ■ Non-Conf, 
 S Site, 
 ■ Home 
 ■ Away 
 N Neutral

Average RPI Win:	319	WON-LOST	WINNING	LAST 10	STRENGTH OF	OPP. STRENGTH	TEAM	ADJ.	CONF.	ADJ CONF.
Average RPI Loss:	165	RECORD	PCT. RANK	GAMES	SCHEDULE	OF SCHEDULE	RPI	RPI	RPI	RPI
DIV. I ONLY	8- 20	284	5- 5	249	312	284	284	32	32	
DIV. I NON-CONF.	0- 12	335	0- 0	53	75	297	297	31	31	
TOTALS	RPI 1-25	RPI 26-50	W-L RECORDS	RPI 51-100	RPI 101-150	RPI 150+				
8- 20	0- 1	0- 2	OVERALL	0- 3	0- 2	8- 12				
4- 5	0- 0	0- 0	HOME	0- 1	0- 0	4- 4				
4- 14	0- 1	0- 2	AWAY	0- 2	0- 2	4- 7				
0- 1	0- 0	0- 0	NEUTRAL	0- 0	0- 0	0- 1				
0- 12	0- 1	0- 2	NON-CONFERENCE	0- 3	0- 2	0- 4				
0- 1	0- 0	0- 0	HOME	0- 1	0- 0	0- 0				
0- 10	0- 1	0- 2	AWAY	0- 2	0- 2	0- 3				
0- 1	0- 0	0- 0	NEUTRAL	0- 0	0- 0	0- 1				
8- 8	0- 0	0- 0	CONFERENCE	0- 0	0- 0	8- 8				
4- 4	0- 0	0- 0	HOME	0- 0	0- 0	4- 4				
4- 4	0- 0	0- 0	AWAY	0- 0	0- 0	4- 4				
0- 0	0- 0	0- 0	NEUTRAL	0- 0	0- 0	0- 0				

RPI 1-25				RPI 26-50				RPI 51-100				RPI 101+ Team's RPI: 284			
RPI	S	Opponent	Score	RPI	S	Opponent	Score	RPI	S	Opponent	Score	RPI	S	Opponent	Score
16	A	Miami (FL)	35 75	30	A	Syracuse	30 76	51	A	Virginia	40 103	116	A	North Carolina	55 90
				47	A	George Washington	46 77	65	A	West Virginia	39 69	141	A	VCU	44 73
								91	H	SFA	57 72	172	A	Hampton	54 78
												172	H	Hampton	61 65
												175	A	Bethune-Cookman	52 71
												175	H	Bethune-Cookman	56 76
												202	A	Towson	65 69
												203	N	ETSU	58 70
												207	A	UMBC	63 73
												219	A	Howard	58 66
												261	A	UMES	55 49
												272	H	Norfolk St.	45 49
												291	A	Mt. St. Mary's	48 54
												292	H	N.C. A&T	65 57
												301	A	Savannah St.	59 47
												327	A	Morgan St.	42 71
												327	H	Morgan St.	61 45
												331	A	Florida A&M	70 62
												332	H	N.C. Central	46 58
												347	H	Delaware St.	77 64
												348	A	South Carolina St.	66 63
												348	H	South Carolina St.	70 54
LAST 12 Division I GAMES:															
				172	H	Hampton	61 65					332	H	N.C. Central	46 58
				327	A	Morgan St.	42 71					261	A	UMES	55 49
				301	A	Savannah St.	59 47					172	A	Hampton	54 78
				348	A	South Carolina St.	66 63					327	H	Morgan St.	61 45
				347	H	Delaware St.	77 64					272	H	Norfolk St.	45 49
				175	H	Bethune-Cookman	56 76					219	A	Howard	58 66

Non-Div I Games:

Coppin St.

■ Loss, 
■ Non-Conf, 
■ S Site, 
■ H Home 
■ A Away 
N Neutral

Average RPI Win: <b>202</b>	WON-LOST	WINNING	LAST 10	STRENGTH OF	OPP. STRENGTH	TEAM	ADJ.	CONF.	ADJ CONF.
Average RPI Loss: <b>140</b>	RECORD	PCT. RANK	GAMES	SCHEDULE	OF SCHEDULE	RPI	RPI	RPI	RPI
DIV. I ONLY	15- 10	117	4- 6	139	191	115	115	8	8
DIV. I NON-CONF.	9- 4	85	0- 0	274	319	134	134	9	9
TOTALS	RPI 1-25	RPI 26-50	W-L RECORDS	RPI 51-100	RPI 101-150	RPI 150+			
15- 10	0- 0	1- 1	OVERALL	1- 3	2- 1	11- 5			
7- 3	0- 0	1- 0	HOME	1- 2	0- 1	5- 0			
8- 7	0- 0	0- 1	AWAY	0- 1	2- 0	6- 5			
0- 0	0- 0	0- 0	NEUTRAL	0- 0	0- 0	0- 0			
9- 4	0- 0	0- 0	NON-CONFERENCE	1- 1	0- 0	8- 3			
4- 1	0- 0	0- 0	HOME	1- 1	0- 0	3- 0			
5- 3	0- 0	0- 0	AWAY	0- 0	0- 0	5- 3			
0- 0	0- 0	0- 0	NEUTRAL	0- 0	0- 0	0- 0			
6- 6	0- 0	1- 1	CONFERENCE	0- 2	2- 1	3- 2			
3- 2	0- 0	1- 0	HOME	0- 1	0- 1	2- 0			
3- 4	0- 0	0- 1	AWAY	0- 1	2- 0	1- 2			
0- 0	0- 0	0- 0	NEUTRAL	0- 0	0- 0	0- 0			

RPI S	Opponent	Score	RPI S	Opponent	Score	RPI S	Opponent	Score	RPI S	Opponent	Score	Team's RPI: 115
27	A Harvard	59 <b>62</b>	27	H Harvard	57 52	67	H New Hampshire	61 56	127	A Princeton	55 44	
						73	A Penn	34 <b>47</b>	127	H Princeton	54 <b>58</b>	
						73	H Penn	55 <b>61</b>	132	A Yale	76 63	
						78	H Drexel	53 <b>63</b>	156	A Pittsburgh	44 <b>56</b>	
									174	A Columbia	69 55	
									174	H Columbia	77 70	
									176	A Brown	67 <b>72</b>	
									202	A Towson	63 <b>68</b>	
									210	A Binghamton	54 51	
									219	H Howard	67 55	
									221	A Dartmouth	74 <b>84</b>	
									221	H Dartmouth	72 57	
									230	A Saint Francis (PA)	78 72	
									248	H Canisius	60 43	
									263	A Stony Brook	65 <b>66</b>	
									270	H Loyola Maryland	58 50	
									274	A Colgate	70 57	
									311	A Youngstown St.	80 75	
									347	A Delaware St.	72 51	
LAST 12 Division I GAMES:												
127	A Princeton	55 44	132	A Yale	76 63							
73	A Penn	34 <b>47</b>	176	A Brown	67 <b>72</b>							
27	H Harvard	57 52	221	A Dartmouth	74 <b>84</b>							
221	H Dartmouth	72 57	27	A Harvard	59 <b>62</b>							
73	H Penn	55 <b>61</b>	174	A Columbia	69 55							
127	H Princeton	54 <b>58</b>	174	H Columbia	77 70							

Non-Div I Games:

Cornell

■ Loss, 
 ■ Non-Conf, 
 ■ S Site, 
 ■ H Home 
 ■ A Away 
 N Neutral

Creighton

Through Games Of March 2, 2017

Average RPI Win:	136	WON-LOST	WINNING	LAST 10	STRENGTH OF	OPP. STRENGTH	TEAM	ADJ.	CONF.	ADJ CONF.
Average RPI Loss:	54	RECORD	PCT. RANK	GAMES	SCHEDULE	OF SCHEDULE	RPI	RPI	RPI	RPI
DIV. I ONLY	22- 6	29	9- 1	57	60	21	21	7	7	
DIV. I NON-CONF.	6- 4	127	0- 0	54	22	60	60	7	7	
TOTALS	RPI 1-25	RPI 26-50	W-L RECORDS	RPI 51-100	RPI 101-150	RPI 150+				
22- 6	0- 3	4- 1	OVERALL	6- 1	0- 0	12- 1				
12- 1	0- 1	2- 0	HOME	3- 0	0- 0	7- 0				
9- 4	0- 1	1- 1	AWAY	3- 1	0- 0	5- 1				
1- 1	0- 1	1- 0	NEUTRAL	0- 0	0- 0	0- 0				
6- 4	0- 1	2- 1	NON-CONFERENCE	0- 1	0- 0	4- 1				
4- 0	0- 0	1- 0	HOME	0- 0	0- 0	3- 0				
1- 3	0- 0	0- 1	AWAY	0- 1	0- 0	1- 1				
1- 1	0- 1	1- 0	NEUTRAL	0- 0	0- 0	0- 0				
16- 2	0- 2	2- 0	CONFERENCE	6- 0	0- 0	8- 0				
8- 1	0- 1	1- 0	HOME	3- 0	0- 0	4- 0				
8- 1	0- 1	1- 0	AWAY	3- 0	0- 0	4- 0				
0- 0	0- 0	0- 0	NEUTRAL	0- 0	0- 0	0- 0				

RPI 1-25				RPI 26-50				RPI 51-100				RPI 101+			
RPI	S	Opponent	Score	RPI	S	Opponent	Score	RPI	S	Opponent	Score	RPI	S	Opponent	Score
15	A	DePaul	65 79	26	H	Drake	80 77	53	A	UNI	49 50	158	H	Omaha	82 45
15	H	DePaul	56 60	33	A	South Dakota St.	56 63	56	A	Villanova	47 44	171	H	Kansas	69 49
19	N	Missouri	63 72	36	A	Marquette	83 63	56	H	Villanova	60 46	186	A	Providence	58 51
				36	H	Marquette	80 77	63	A	Georgetown	67 59	186	H	Providence	88 57
				43	N	Dayton	56 53	63	H	Georgetown	70 68	190	A	Xavier	67 57
								71	A	St. John's (NY)	55 43	190	H	Xavier	63 52
								71	H	St. John's (NY)	67 60	191	A	Wichita St.	54 62
												197	H	Nebraska	80 64
												211	A	Seton Hall	70 60
												211	H	Seton Hall	61 44
												228	A	Marist	72 50
												267	A	Butler	65 53
												267	H	Butler	67 52
LAST 12 Division I GAMES:															
267	A	Butler	65 53	56	A	Villanova	47 44								
190	A	Xavier	67 57	36	H	Marquette	80 77								
71	H	St. John's (NY)	67 60	15	H	DePaul	56 60								
211	H	Seton Hall	61 44	211	A	Seton Hall	70 60								
186	H	Providence	88 57	71	A	St. John's (NY)	55 43								
63	A	Georgetown	67 59	186	A	Providence	58 51								

Non-Div I Games:

Creighton

Loss, Non-Conf, S Site, H Home A Away N Neutral



Average RPI Win: <b>223</b>	WON-LOST	WINNING	LAST 10	STRENGTH OF	OPP. STRENGTH	TEAM	ADJ.	CONF.	ADJ CONF.
Average RPI Loss: <b>136</b>	RECORD	PCT. RANK	GAMES	SCHEDULE	OF SCHEDULE	RPI	RPI	RPI	RPI
DIV. I ONLY	7- 18	289	2- 8	87	188	221	221	8	8
DIV. I NON-CONF.	5- 8	218	0- 0	204	291	220	220	9	9
TOTALS	RPI 1-25	RPI 26-50	W-L RECORDS	RPI 51-100	RPI 101-150	RPI 150+			
7- 18	0- 0	0- 2	OVERALL	0- 2	2- 7	5- 7			
4- 6	0- 0	0- 1	HOME	0- 0	2- 1	2- 4			
3- 12	0- 0	0- 1	AWAY	0- 2	0- 6	3- 3			
0- 0	0- 0	0- 0	NEUTRAL	0- 0	0- 0	0- 0			
5- 8	0- 0	0- 0	NON-CONFERENCE	0- 1	1- 3	4- 4			
3- 2	0- 0	0- 0	HOME	0- 0	1- 0	2- 2			
2- 6	0- 0	0- 0	AWAY	0- 1	0- 3	2- 2			
0- 0	0- 0	0- 0	NEUTRAL	0- 0	0- 0	0- 0			
2- 10	0- 0	0- 2	CONFERENCE	0- 1	1- 4	1- 3			
1- 4	0- 0	0- 1	HOME	0- 0	1- 1	0- 2			
1- 6	0- 0	0- 1	AWAY	0- 1	0- 3	1- 1			
0- 0	0- 0	0- 0	NEUTRAL	0- 0	0- 0	0- 0			

RPI S	Opponent	Score	RPI S	Opponent	Score	RPI S	Opponent	Score	RPI S	Opponent	Score	Team's RPI: 221
27	A Harvard	65 <b>70</b>	27	H Harvard	61 <b>70</b>	67	A New Hampshire	47 <b>64</b>	115	A Cornell	57 <b>72</b>	
						73	A Penn	38 <b>68</b>	115	H Cornell	84 74	
									118	A Old Dominion	56 <b>82</b>	
									127	A Princeton	55 <b>85</b>	
									128	H Albany (NY)	69 61	
									130	A William & Mary	50 <b>63</b>	
									132	A Yale	44 <b>58</b>	
									132	H Yale	50 <b>57</b>	
									139	A Maine	55 <b>60</b>	
									159	H Army West Point	60 <b>68</b>	
									173	A Boston College	53 <b>65</b>	
									174	A Columbia	48 <b>69</b>	
									174	H Columbia	88 <b>91</b>	
									176	A Brown	92 88	
									176	H Brown	62 <b>65</b>	
									220	A Boston U.	61 49	
									228	H Marist	61 <b>66</b>	
									269	A Vermont	54 <b>59</b>	
									299	A Rhode Island	62 52	
									307	H Holy Cross	53 49	
									317	H Central Conn. St.	61 51	
LAST 12 Division I GAMES:												
132	A Yale	44 <b>58</b>	73	A Penn	38 <b>68</b>							
176	A Brown	92 88	127	A Princeton	55 <b>85</b>							
174	A Columbia	48 <b>69</b>	115	H Cornell	84 74							
115	A Cornell	57 <b>72</b>	174	H Columbia	88 <b>91</b>							
176	H Brown	62 <b>65</b>	27	H Harvard	61 <b>70</b>							
132	H Yale	50 <b>57</b>	27	A Harvard	65 <b>70</b>							

Non-Div I Games:

Dartmouth

■ Loss, 
 ■ Non-Conf, 
 ■ S Site, 
 ■ Home 
 ■ A Away 
 N Neutral

## Davidson

Through Games Of March 2, 2017

Average RPI Win: <b>236</b>	WON-LOST	WINNING	LAST 10	STRENGTH OF	OPP. STRENGTH	TEAM	ADJ.	CONF.	ADJ CONF.
Average RPI Loss: <b>143</b>	RECORD	PCT. RANK	GAMES	SCHEDULE	OF SCHEDULE	RPI	RPI	RPI	RPI
DIV. I ONLY	6- 23	316	3- 7	82	199	277	277	12	12
DIV. I NON-CONF.	2- 10	305	0- 0	49	301	265	265	12	12
TOTALS	RPI 1-25	RPI 26-50	W-L RECORDS	RPI 51-100	RPI 101-150	RPI 150+			
6- 23	0- 0	0- 3	OVERALL	0- 2	1- 9	5- 9			
5- 9	0- 0	0- 1	HOME	0- 1	1- 3	4- 4			
1- 12	0- 0	0- 2	AWAY	0- 0	0- 6	1- 4			
0- 2	0- 0	0- 0	NEUTRAL	0- 1	0- 0	0- 1			
2- 10	0- 0	0- 1	NON-CONFERENCE	0- 2	0- 3	2- 4			
2- 4	0- 0	0- 0	HOME	0- 1	0- 2	2- 1			
0- 4	0- 0	0- 1	AWAY	0- 0	0- 1	0- 2			
0- 2	0- 0	0- 0	NEUTRAL	0- 1	0- 0	0- 1			
4- 13	0- 0	0- 2	CONFERENCE	0- 0	1- 6	3- 5			
3- 5	0- 0	0- 1	HOME	0- 0	1- 1	2- 3			
1- 8	0- 0	0- 1	AWAY	0- 0	0- 5	1- 2			
0- 0	0- 0	0- 0	NEUTRAL	0- 0	0- 0	0- 0			

RPI S	Opponent	Score	RPI S	Opponent	Score	RPI S	Opponent	Score	RPI S	Opponent	Score	Team's RPI: 277
43	H Dayton	52 68	70	N Toledo	41 76	104	H Saint Louis	69 106	110	A Saint Joseph's	54 69	
46	A Michigan St.	34 70	89	H Mercer	60 67	111	H UCF	38 57	112	A Charlotte	79 93	
47	A George Washington	62 76				119	A Fordham	54 62	119	A Fordham	72 85	
						119	H Fordham	52 51	123	H Radford	40 44	
						137	A Duquesne	51 73	141	A VCU	47 54	
						157	N Idaho St.	58 70	166	H La Salle	58 65	
						184	A Western Mich.	63 76	195	A George Mason	55 59	
						195	H George Mason	58 54	203	A ETSU	56 76	
						225	H UNCW	58 67	231	H Richmond	52 61	
						241	A St. Bonaventure	51 70	243	H High Point	82 72	
						252	H Furman	71 61	299	H Rhode Island	74 64	
						306	A Massachusetts	63 59	306	H Massachusetts	60 61	
LAST 12 Division I GAMES:												
119	A Fordham	54 62	306	A Massachusetts	63 59							
141	A VCU	47 54	43	H Dayton	52 68							
110	A Saint Joseph's	54 69	231	H Richmond	52 61							
119	H Fordham	52 51	241	A St. Bonaventure	51 70							
299	H Rhode Island	74 64	166	H La Salle	58 65							
195	A George Mason	55 59	195	H George Mason	58 54							

Non-Div I Games:

Davidson

■ Loss, 
 ■ Non-Conf, S Site, 
 ■ Home 
 ■ Away 
 N Neutral

Average RPI Win:	178	WON-LOST	WINNING	LAST 10	STRENGTH OF	OPP. STRENGTH	TEAM	ADJ.	CONF.	ADJ CONF.
Average RPI Loss:	63	RECORD	PCT. RANK	GAMES	SCHEDULE	OF SCHEDULE	RPI	RPI	RPI	RPI
DIV. I ONLY	19- 9	80	8- 2	56	90	43	43	12	12	
DIV. I NON-CONF.	6- 6	165	0- 0	27	13	72	72	12	12	
TOTALS	RPI 1-25	RPI 26-50	W-L RECORDS	RPI 51-100	RPI 101-150	RPI 150+				
19- 9	1- 2	1- 2	OVERALL	0- 3	8- 1	9- 1				
8- 3	0- 0	1- 1	HOME	0- 1	3- 0	4- 1				
8- 4	0- 1	0- 1	AWAY	0- 1	4- 1	4- 0				
3- 2	1- 1	0- 0	NEUTRAL	0- 1	1- 0	1- 0				
6- 6	1- 2	0- 1	NON-CONFERENCE	0- 3	2- 0	3- 0				
1- 2	0- 0	0- 1	HOME	0- 1	0- 0	1- 0				
2- 2	0- 1	0- 0	AWAY	0- 1	1- 0	1- 0				
3- 2	1- 1	0- 0	NEUTRAL	0- 1	1- 0	1- 0				
13- 3	0- 0	1- 1	CONFERENCE	0- 0	6- 1	6- 1				
7- 1	0- 0	1- 0	HOME	0- 0	3- 0	3- 1				
6- 2	0- 0	0- 1	AWAY	0- 0	3- 1	3- 0				
0- 0	0- 0	0- 0	NEUTRAL	0- 0	0- 0	0- 0				

RPI 1-25				RPI 26-50				Team's RPI: 43		RPI 51-100				RPI 101+			
RPI	S	Opponent	Score	RPI	S	Opponent	Score		RPI	S	Opponent	Score	RPI	S	Opponent	Score	
1	A	UConn	65 98	38	H	Quinnipiac	60 63		51	A	Virginia	56 66	104	A	Saint Louis	78 67	
21	N	Creighton	53 56	47	A	George Washington	39 52		55	N	Georgia Tech	68 81	104	H	Saint Louis	68 62	
25	N	Texas A&M	74 57	47	H	George Washington	50 48		70	H	Toledo	72 76	110	H	Saint Joseph's	64 59	
													118	N	Old Dominion	77 69	
													119	A	Fordham	52 66	
													127	A	Princeton	62 56	
													137	A	Duquesne	75 64	
													137	H	Duquesne	66 47	
													141	A	VCU	68 48	
													166	H	La Salle	51 54	
													195	A	George Mason	60 48	
													212	A	Wisconsin	83 64	
													231	H	Richmond	55 39	
													241	A	St. Bonaventure	62 60	
													246	N	Liberty	82 53	
													277	A	Davidson	68 52	
													299	H	Rhode Island	81 51	
													306	H	Massachusetts	77 65	
													327	H	Morgan St.	61 42	
LAST 12 Division I GAMES:																	
104	H	Saint Louis	68 62	277	A	Davidson	68 52										
119	A	Fordham	52 66	299	H	Rhode Island	81 51										
137	H	Duquesne	66 47	195	A	George Mason	60 48										
47	A	George Washington	39 52	110	H	Saint Joseph's	64 59										
231	H	Richmond	55 39	104	A	Saint Louis	78 67										
141	A	VCU	68 48	137	A	Duquesne	75 64										

Non-Div I Games:

Dayton

■ Loss, 
 ■ Non-Conf, S Site, 
 ■ Home 
 ■ Away 
 N Neutral

Average RPI Win: <b>145</b>	WON-LOST	WINNING	LAST 10	STRENGTH OF	OPP. STRENGTH	TEAM	ADJ.	CONF.	ADJ CONF.
Average RPI Loss: <b>16</b>	RECORD	PCT. RANK	GAMES	SCHEDULE	OF SCHEDULE	RPI	RPI	RPI	RPI
DIV. I ONLY	<b>24- 6</b>	<b>22</b>	<b>8- 2</b>	<b>37</b>	<b>53</b>	<b>15</b>	<b>15</b>	<b>7</b>	<b>7</b>
DIV. I NON-CONF.	<b>8- 4</b>	<b>97</b>	<b>0- 0</b>	<b>13</b>	<b>12</b>	<b>30</b>	<b>30</b>	<b>7</b>	<b>7</b>
TOTALS	RPI 1-25	RPI 26-50	W-L RECORDS	RPI 51-100	RPI 101-150	RPI 150+			
24- 6	2- 4	2- 2	OVERALL	7- 0	0- 0	13- 0			
13- 2	1- 1	0- 1	HOME	4- 0	0- 0	8- 0			
9- 3	1- 2	0- 1	AWAY	3- 0	0- 0	5- 0			
2- 1	0- 1	2- 0	NEUTRAL	0- 0	0- 0	0- 0			
8- 4	0- 4	2- 0	NON-CONFERENCE	1- 0	0- 0	5- 0			
5- 1	0- 1	0- 0	HOME	1- 0	0- 0	4- 0			
1- 2	0- 2	0- 0	AWAY	0- 0	0- 0	1- 0			
2- 1	0- 1	2- 0	NEUTRAL	0- 0	0- 0	0- 0			
16- 2	2- 0	0- 2	CONFERENCE	6- 0	0- 0	8- 0			
8- 1	1- 0	0- 1	HOME	3- 0	0- 0	4- 0			
8- 1	1- 0	0- 1	AWAY	3- 0	0- 0	4- 0			
0- 0	0- 0	0- 0	NEUTRAL	0- 0	0- 0	0- 0			

RPI	S	Opponent	Score
1	A	UConn	46 <b>91</b>
2	H	Notre Dame	61 <b>75</b>
4	N	Baylor	72 <b>104</b>
17	A	Temple	74 <b>84</b>
21	A	Creighton	60 56
21	H	Creighton	79 65

RPI	S	Opponent	Score
30	N	Syracuse	108 84
36	A	Marquette	81 <b>96</b>
36	H	Marquette	101 <b>102</b>
42	N	Western Ky.	77 69

RPI	S	Opponent	Score
56	A	Villanova	80 50
56	H	Villanova	77 50
62	H	Northwestern	89 66
63	A	Georgetown	76 53
63	H	Georgetown	79 70
71	A	St. John's (NY)	78 66
71	H	St. John's (NY)	54 51

RPI	S	Opponent	Score
180	H	UAB	90 80
186	A	Providence	64 55
186	H	Providence	61 56
190	A	Xavier	70 43
190	H	Xavier	85 69
211	A	Seton Hall	96 65
211	H	Seton Hall	86 60
214	H	Appalachian St.	99 58
226	H	UT Martin	100 68
267	A	Butler	92 62
267	H	Butler	100 69
271	H	Prairie View	94 62
322	A	Loyola Chicago	107 46

## LAST 12 Division I GAMES:

63	H	Georgetown	79 70	71	H	St. John's (NY)	54 51
56	H	Villanova	77 50	186	A	Providence	64 55
36	A	Marquette	81 <b>96</b>	21	A	Creighton	60 56
267	A	Butler	92 62	36	H	Marquette	101 <b>102</b>
190	A	Xavier	70 43	190	H	Xavier	85 69
211	H	Seton Hall	86 60	267	H	Butler	100 69

Non-Div I Games:

DePaul

■ Loss, 
 ■ Non-Conf, 
 S Site, 
 ■ Home 
 ■ Away 
 N Neutral

Delaware

Through Games Of March 2, 2017

Average RPI Win:	197	WON-LOST	WINNING	LAST 10	STRENGTH OF	OPP. STRENGTH	TEAM	ADJ.	CONF.	ADJ CONF.
Average RPI Loss:	92	RECORD	PCT. RANK	GAMES	SCHEDULE	OF SCHEDULE	RPI	RPI	RPI	RPI
DIV. I ONLY	16- 13	140	5- 5	84	118	133	133	9	9	
DIV. I NON-CONF.	6- 5	148	0- 0	106	259	166	166	8	8	
TOTALS	RPI 1-25	RPI 26-50	W-L RECORDS	RPI 51-100	RPI 101-150	RPI 150+				
16- 13	0- 0	0- 5	OVERALL	0- 3	2- 1	14- 4				
9- 7	0- 0	0- 2	HOME	0- 2	1- 1	8- 2				
7- 4	0- 0	0- 2	AWAY	0- 1	1- 0	6- 1				
0- 2	0- 0	0- 1	NEUTRAL	0- 0	0- 0	0- 1				
6- 5	0- 0	0- 1	NON-CONFERENCE	0- 1	1- 0	5- 3				
4- 3	0- 0	0- 0	HOME	0- 1	1- 0	3- 2				
2- 0	0- 0	0- 0	AWAY	0- 0	0- 0	2- 0				
0- 2	0- 0	0- 1	NEUTRAL	0- 0	0- 0	0- 1				
10- 8	0- 0	0- 4	CONFERENCE	0- 2	1- 1	9- 1				
5- 4	0- 0	0- 2	HOME	0- 1	0- 1	5- 0				
5- 4	0- 0	0- 2	AWAY	0- 1	1- 0	4- 1				
0- 0	0- 0	0- 0	NEUTRAL	0- 0	0- 0	0- 0				

RPI S	Opponent	Score	RPI S	Opponent	Score	RPI S	Opponent	Score	RPI S	Opponent	Score	Team's RPI: 133
28	A Elon	42 69	28	H Elon	48 57	63	H Georgetown	46 54	127	H Princeton	66 62	
41	A James Madison	42 77	41	A James Madison	51 66	78	A Drexel	49 53	130	A William & Mary	68 54	
46	N Michigan St.	64 81	41	H James Madison	51 66	78	H Drexel	44 54	130	H William & Mary	49 60	
									153	A Northeastern	41 50	
									153	H Northeastern	65 53	
									159	H Army West Point	47 61	
									161	N Detroit Mercy	64 66	
									188	H Hartford	66 67	
									189	A Hofstra	73 56	
									189	H Hofstra	56 45	
									192	A American	56 55	
									193	H Robert Morris	67 65	
									195	H George Mason	67 51	
									202	A Towson	73 67	
									202	H Towson	75 59	
									209	A Col. of Charleston	69 56	
									209	H Col. of Charleston	71 66	
									225	A UNCW	63 52	
									225	H UNCW	57 40	
									241	H St. Bonaventure	43 40	
									270	A Loyola Maryland	47 45	
LAST 12 Division I GAMES:												
202	H Towson	75 59	41	A James Madison	42 77							
209	A Col. of Charleston	69 56	78	H Drexel	44 54							
28	H Elon	48 57	225	H UNCW	57 40							
78	A Drexel	49 53	202	A Towson	73 67							
153	A Northeastern	41 50	130	A William & Mary	68 54							
189	H Hofstra	56 45	209	H Col. of Charleston	71 66							

Non-Div I Games:

Delaware

Loss, Non-Conf, S Site, H Home A Away N Neutral

Average RPI Win:	341	WON-LOST	WINNING	LAST 10	STRENGTH OF	OPP. STRENGTH	TEAM	ADJ.	CONF.	ADJ CONF.
Average RPI Loss:	233	RECORD	PCT. RANK	GAMES	SCHEDULE	OF SCHEDULE	RPI	RPI	RPI	RPI
DIV. I ONLY	3- 26	341	1- 9	343	327	347	347	32	32	
DIV. I NON-CONF.	1- 12	332	0- 0	272	243	335	335	31	31	
TOTALS	RPI 1-25	RPI 26-50	W-L RECORDS	RPI 51-100	RPI 101-150	RPI 150+				
3- 26	0- 0	0- 1	OVERALL	0- 2	0- 2	3- 21				
1- 10	0- 0	0- 0	HOME	0- 0	0- 1	1- 9				
2- 16	0- 0	0- 1	AWAY	0- 2	0- 1	2- 12				
0- 0	0- 0	0- 0	NEUTRAL	0- 0	0- 0	0- 0				
1- 12	0- 0	0- 1	NON-CONFERENCE	0- 2	0- 2	1- 7				
0- 3	0- 0	0- 0	HOME	0- 0	0- 1	0- 2				
1- 9	0- 0	0- 1	AWAY	0- 2	0- 1	1- 5				
0- 0	0- 0	0- 0	NEUTRAL	0- 0	0- 0	0- 0				
2- 14	0- 0	0- 0	CONFERENCE	0- 0	0- 0	2- 14				
1- 7	0- 0	0- 0	HOME	0- 0	0- 0	1- 7				
1- 7	0- 0	0- 0	AWAY	0- 0	0- 0	1- 7				
0- 0	0- 0	0- 0	NEUTRAL	0- 0	0- 0	0- 0				

[illegible]

Non-Div I Games:

Delaware St.

Loss, Non-Conf, S Site, H Home A Away N Neutral

Average RPI Win:	295	WON-LOST	WINNING	LAST 10	STRENGTH OF	OPP. STRENGTH	TEAM	ADJ.	CONF.	ADJ CONF.
Average RPI Loss:	139	RECORD	PCT. RANK	GAMES	SCHEDULE	OF SCHEDULE	RPI	RPI	RPI	RPI
DIV. I ONLY	6- 23	316	2- 8	202	189	308	308	11	11	
DIV. I NON-CONF.	3- 10	280	0- 0	284	302	326	326	10	10	
TOTALS	RPI 1-25	RPI 26-50	W-L RECORDS	RPI 51-100	RPI 101-150	RPI 150+				
6- 23	0- 0	0- 3	OVERALL	0- 8	0- 1	6- 11				
4- 9	0- 0	0- 1	HOME	0- 3	0- 0	4- 5				
2- 13	0- 0	0- 2	AWAY	0- 1	0- 1	2- 2				
0- 1	0- 0	0- 0	NEUTRAL	0- 1	0- 0	0- 0				
3- 10	0- 0	0- 1	NON-CONFERENCE	0- 2	0- 1	3- 6				
3- 2	0- 0	0- 0	HOME	0- 0	0- 0	3- 2				
0- 7	0- 0	0- 1	AWAY	0- 1	0- 1	0- 4				
0- 1	0- 0	0- 0	NEUTRAL	0- 1	0- 0	0- 0				
3- 13	0- 0	0- 2	CONFERENCE	0- 6	0- 0	3- 5				
1- 7	0- 0	0- 1	HOME	0- 3	0- 0	1- 3				
2- 6	0- 0	0- 1	AWAY	0- 3	0- 0	2- 2				
0- 0	0- 0	0- 0	NEUTRAL	0- 0	0- 0	0- 0				

RPI S	Opponent	Score	RPI S	Opponent	Score	RPI S	Opponent	Score	RPI S	Opponent	Score	Team's RPI: 308
33	A South Dakota St.	54 78	33	H South Dakota St.	63 72	53	N UNI	68 79	124	A Northern Colo.	48 68	
48	A Colorado St.	49 76	60	A IUPUI	49 71	60	H IUPUI	45 67	152	A Oral Roberts	47 45	
			60	H IUPUI	45 67	60	H South Dakota	64 70	152	H Oral Roberts	57 70	
			61	A South Dakota	64 70	61	H South Dakota	44 53	153	H Northeastern	69 72	
			69	A Western Ill.	62 87	69	A Western Ill.	62 87	157	A Idaho St.	64 65	
			69	H Western Ill.	68 80	69	H Western Ill.	68 80	158	A Omaha	78 100	
			90	A Wyoming	49 59	90	A Wyoming	49 59	158	H Omaha	73 82	
									216	H Seattle U	72 75	
									229	A Grand Canyon	70 73	
									290	A Northern Ariz.	67 82	
									300	A North Dakota St.	58 67	
									300	H North Dakota St.	80 86	
									310	H Pepperdine	75 67	
									318	A Fort Wayne	78 72	
									318	H Fort Wayne	78 50	
									323	H Air Force	65 52	
									333	A Utah Valley	58 72	
									346	H Cal St. Fullerton	77 58	
LAST 12 Division I GAMES:												
158	A Omaha	78 100	318	H Fort Wayne	78 50							
33	A South Dakota St.	54 78	61	H South Dakota	44 53							
152	H Oral Roberts	57 70	152	A Oral Roberts	47 45							
300	A North Dakota St.	58 67	158	H Omaha	73 82							
69	H Western Ill.	68 80	33	H South Dakota St.	63 72							
60	H IUPUI	45 67	60	A IUPUI	49 71							

Non-Div I Games:

Denver

Detroit Mercy

Through Games Of March 2, 2017

Average RPI Win:	218	WON-LOST	WINNING	LAST 10	STRENGTH OF	OPP. STRENGTH	TEAM	ADJ.	CONF.	ADJ CONF.
Average RPI Loss:	169	RECORD	PCT. RANK	GAMES	SCHEDULE	OF SCHEDULE	RPI	RPI	RPI	RPI
DIV. I ONLY	16- 13	140	6- 4	244	196	161	161	19	19	
DIV. I NON-CONF.	4- 7	224	0- 0	273	130	238	238	21	21	
TOTALS	RPI 1-25	RPI 26-50	W-L RECORDS	RPI 51-100	RPI 101-150	RPI 150+				
16- 13	0- 0	1- 1	OVERALL	0- 2	5- 1	10- 9				
10- 2	0- 0	1- 0	HOME	0- 0	3- 0	6- 2				
5- 11	0- 0	0- 1	AWAY	0- 2	1- 1	4- 7				
1- 0	0- 0	0- 0	NEUTRAL	0- 0	1- 0	0- 0				
4- 7	0- 0	0- 0	NON-CONFERENCE	0- 2	2- 0	2- 5				
1- 2	0- 0	0- 0	HOME	0- 0	1- 0	0- 2				
2- 5	0- 0	0- 0	AWAY	0- 2	0- 0	2- 3				
1- 0	0- 0	0- 0	NEUTRAL	0- 0	1- 0	0- 0				
12- 6	0- 0	1- 1	CONFERENCE	0- 0	3- 1	8- 4				
9- 0	0- 0	1- 0	HOME	0- 0	2- 0	6- 0				
3- 6	0- 0	0- 1	AWAY	0- 0	1- 1	2- 4				
0- 0	0- 0	0- 0	NEUTRAL	0- 0	0- 0	0- 0				

RPI S	Opponent	Score	RPI S	Opponent	Score	RPI S	Opponent	Score	RPI S	Opponent	Score	Team's RPI: 161
29	A Green Bay	55 60	29	H Green Bay	76 72	66	A Minnesota	91 111	105	H Kent St.	73 52	
						70	A Toledo	66 72	133	N Delaware	66 64	
									135	A Wright St.	69 77	
									135	H Wright St.	85 80	
									145	A Oakland	80 71	
									145	H Oakland	71 61	
									155	A Milwaukee	69 81	
									155	H Milwaukee	77 63	
									159	A CSUN	67 76	
									164	A East Carolina	81 83	
									181	A Cleveland St.	50 75	
									181	H Cleveland St.	66 54	
									184	H Western Mich.	65 75	
									195	H George Mason	54 55	
									234	A Bradley	60 70	
									285	A Northern Ky.	55 53	
									285	H Northern Ky.	57 49	
									289	A Eastern Mich.	77 64	
									304	A Valparaiso	55 57	
									304	H Valparaiso	85 60	
									311	A Youngstown St.	83 67	
									311	H Youngstown St.	80 63	
									321	A Ill.-Chicago	62 63	
									321	H Ill.-Chicago	98 76	
									347	A Delaware St.	90 71	
LAST 12 Division I GAMES:												
311	A Youngstown St.	83 67	29	H Green Bay	76 72							
181	A Cleveland St.	50 75	155	H Milwaukee	77 63							
135	H Wright St.	85 80	285	A Northern Ky.	55 53							
304	A Valparaiso	55 57	135	A Wright St.	69 77							
321	A Ill.-Chicago	62 63	181	H Cleveland St.	66 54							
145	H Oakland	71 61	311	H Youngstown St.	80 63							

Non-Div I Games:

Detroit Mercy

Loss, Non-Conf, S Site, H Home A Away N Neutral



Drake

Through Games Of March 2, 2017

Average RPI Win:	187	WON-LOST	WINNING	LAST 10	STRENGTH OF	OPP. STRENGTH	TEAM	ADJ.	CONF.	ADJ CONF.
Average RPI Loss:	36	RECORD	PCT. RANK	GAMES	SCHEDULE	OF SCHEDULE	RPI	RPI	RPI	RPI
DIV. I ONLY	23- 4	11	10- 0	119	109	26	26	16	16	
DIV. I NON-CONF.	6- 4	127	0- 0	17	5	26	26	14	14	
TOTALS	RPI 1-25	RPI 26-50	W-L RECORDS	RPI 51-100	RPI 101-150	RPI 150+				
23- 4	0- 1	0- 3	OVERALL	5- 0	2- 0	16- 0				
11- 0	0- 0	0- 0	HOME	4- 0	0- 0	7- 0				
11- 3	0- 1	0- 2	AWAY	1- 0	1- 0	9- 0				
1- 1	0- 0	0- 1	NEUTRAL	0- 0	1- 0	0- 0				
6- 4	0- 1	0- 3	NON-CONFERENCE	3- 0	2- 0	1- 0				
3- 0	0- 0	0- 0	HOME	3- 0	0- 0	0- 0				
2- 3	0- 1	0- 2	AWAY	0- 0	1- 0	1- 0				
1- 1	0- 0	0- 1	NEUTRAL	0- 0	1- 0	0- 0				
17- 0	0- 0	0- 0	CONFERENCE	2- 0	0- 0	15- 0				
8- 0	0- 0	0- 0	HOME	1- 0	0- 0	7- 0				
9- 0	0- 0	0- 0	AWAY	1- 0	0- 0	8- 0				
0- 0	0- 0	0- 0	NEUTRAL	0- 0	0- 0	0- 0				

RPI 1-25				RPI 26-50				Team's RPI: 26	RPI 51-100				RPI 101+			
RPI	S	Opponent	Score	RPI	S	Opponent	Score		RPI	S	Opponent	Score	RPI	S	Opponent	Score
21	A	Creighton	77 80	29	A	Green Bay	48 71		53	A	UNI	88 79	108	A	North Dakota	99 91
				44	N	Auburn	80 85		53	H	UNI	70 57	138	N	Eastern Wash.	93 78
				49	A	Iowa St.	67 75		57	H	Iowa	81 76	154	A	Missouri St.	90 64
									88	H	Northern Ill.	95 86	154	H	Missouri St.	98 91
									90	H	Wyoming	63 50	170	A	Southern Ill.	71 60
													170	H	Southern Ill.	75 59
													191	A	Wichita St.	83 78
													197	A	Nebraska	84 70
													218	A	Indiana St.	64 45
													218	H	Indiana St.	76 62
													234	A	Bradley	93 60
													234	H	Bradley	98 46
													250	A	Evansville	73 48
													250	H	Evansville	82 65
													312	A	Illinois St.	87 36
													312	H	Illinois St.	101 49
													322	A	Loyola Chicago	86 42
													322	H	Loyola Chicago	89 46
LAST 12 Division I GAMES:																
154	H	Missouri St.	98 91	250	A	Evansville	73 48		170	A	Southern Ill.	71 60				
53	H	UNI	70 57						53	A	UNI	88 79				
322	A	Loyola Chicago	86 42						218	H	Indiana St.	76 62				
218	A	Indiana St.	64 45						322	H	Loyola Chicago	89 46				
234	H	Bradley	98 46						312	A	Illinois St.	87 36				
312	H	Illinois St.	101 49													

Non-Div I Games: Clarke 118 43

Drake

Loss, Non-Conf, S Site, H Home A Away N Neutral

Average RPI Win: <b>186</b>	WON-LOST	WINNING	LAST 10	STRENGTH OF	OPP. STRENGTH	TEAM	ADJ.	CONF.	ADJ CONF.
Average RPI Loss: <b>94</b>	RECORD	PCT. RANK	GAMES	SCHEDULE	OF SCHEDULE	RPI	RPI	RPI	RPI
DIV. I ONLY	20- 9	76	6- 4	154	94	78	78	9	9
DIV. I NON-CONF.	9- 2	37	0- 0	235	162	65	65	8	8
TOTALS	RPI 1-25	RPI 26-50	W-L RECORDS	RPI 51-100	RPI 101-150	RPI 150+			
20- 9	0- 0	1- 4	OVERALL	1- 1	5- 2	13- 2			
12- 2	0- 0	1- 2	HOME	1- 0	3- 0	7- 0			
6- 7	0- 0	0- 2	AWAY	0- 1	2- 2	4- 2			
2- 0	0- 0	0- 0	NEUTRAL	0- 0	0- 0	2- 0			
9- 2	0- 0	1- 0	NON-CONFERENCE	1- 1	2- 1	5- 0			
5- 0	0- 0	1- 0	HOME	1- 0	1- 0	2- 0			
2- 2	0- 0	0- 0	AWAY	0- 1	1- 1	1- 0			
2- 0	0- 0	0- 0	NEUTRAL	0- 0	0- 0	2- 0			
11- 7	0- 0	0- 4	CONFERENCE	0- 0	3- 1	8- 2			
7- 2	0- 0	0- 2	HOME	0- 0	2- 0	5- 0			
4- 5	0- 0	0- 2	AWAY	0- 0	1- 1	3- 2			
0- 0	0- 0	0- 0	NEUTRAL	0- 0	0- 0	0- 0			

RPI S	Opponent	Score	RPI S	Opponent	Score	RPI S	Opponent	Score	RPI S	Opponent	Score
			28	A Elon	65 <b>75</b>	72	A Bucknell	66 <b>78</b>	107	A Vanderbilt	63 <b>73</b>
			28	H Elon	45 <b>48</b>	85	H Penn St.	83 60	110	H Saint Joseph's	60 49
			30	H Syracuse	62 61				115	A Cornell	63 53
			41	A James Madison	47 <b>54</b>				130	A William & Mary	65 <b>74</b>
			41	H James Madison	64 <b>74</b>				130	H William & Mary	65 48
									133	A Delaware	54 44
									133	H Delaware	53 49
									153	A Northeastern	63 33
									153	H Northeastern	74 51
									189	A Hofstra	53 <b>58</b>
									189	H Hofstra	65 43
									195	N George Mason	82 71
									202	A Towson	80 65
									202	H Towson	58 48
									209	A Col. of Charleston	75 <b>79</b>
									209	H Col. of Charleston	70 57
									225	A UNCW	71 38
									225	H UNCW	76 51
									259	H Niagara	69 57
									306	N Massachusetts	65 47
									309	A Lafayette	81 39
									347	H Delaware St.	69 44
LAST 12 Division I GAMES:											
			130	A William & Mary	65 <b>74</b>	130	H William & Mary	65 48			
			189	A Hofstra	53 <b>58</b>	133	A Delaware	54 44			
			41	H James Madison	64 <b>74</b>	209	A Col. of Charleston	75 <b>79</b>			
			133	H Delaware	53 49	153	H Northeastern	74 51			
			202	A Towson	80 65	41	A James Madison	47 <b>54</b>			
			225	H UNCW	76 51	189	H Hofstra	65 43			

Non-Div I Games:

Drexel

■ Loss, 
 ■ Non-Conf, 
 ■ S Site, 
 ■ H Home 
 ■ A Away 
 N Neutral

Average RPI Win:	114	WON-LOST	WINNING	LAST 10	STRENGTH OF	OPP. STRENGTH	TEAM	ADJ.	CONF.	ADJ CONF.
Average RPI Loss:	39	RECORD	PCT. RANK	GAMES	SCHEDULE	OF SCHEDULE	RPI	RPI	RPI	RPI
DIV. I ONLY	25- 4	8	9- 1	41	14	9	9	3	3	
DIV. I NON-CONF.	12- 1	7	0- 0	99	31	10	10	4	4	
TOTALS	RPI 1-25	RPI 26-50	W-L RECORDS	RPI 51-100	RPI 101-150	RPI 150+				
25- 4	4- 2	2- 1	OVERALL	7- 0	5- 1	7- 0				
16- 0	4- 0	2- 0	HOME	4- 0	3- 0	3- 0				
9- 4	0- 2	0- 1	AWAY	3- 0	2- 1	4- 0				
0- 0	0- 0	0- 0	NEUTRAL	0- 0	0- 0	0- 0				
12- 1	2- 0	1- 0	NON-CONFERENCE	2- 0	2- 1	5- 0				
8- 0	2- 0	1- 0	HOME	2- 0	1- 0	2- 0				
4- 1	0- 0	0- 0	AWAY	0- 0	1- 1	3- 0				
0- 0	0- 0	0- 0	NEUTRAL	0- 0	0- 0	0- 0				
13- 3	2- 2	1- 1	CONFERENCE	5- 0	3- 0	2- 0				
8- 0	2- 0	1- 0	HOME	2- 0	2- 0	1- 0				
5- 3	0- 2	0- 1	AWAY	3- 0	1- 0	1- 0				
0- 0	0- 0	0- 0	NEUTRAL	0- 0	0- 0	0- 0				

RPI	S	Opponent	Score	RPI	S	Opponent	Score	RPI	S	Opponent	Score	RPI	S	Opponent	Score
2	A	Notre Dame	58 62	28	H	Elon	68 61	51	A	Virginia	70 51	107	A	Vanderbilt	73 77
3	H	South Carolina	74 63	30	H	Syracuse	72 55	55	A	Georgia Tech	75 68	109	H	Clemson	65 37
11	A	Florida St.	45 69	35	A	North Carolina St.	52 55	56	H	Villanova	68 50	113	A	Long Beach St.	83 46
12	H	Louisville	58 55					73	H	Penn	68 55	116	A	North Carolina	95 71
14	H	Kentucky	69 54					82	A	Wake Forest	79 53	116	H	North Carolina	70 58
16	H	Miami (FL)	83 70					82	H	Wake Forest	71 43	118	H	Old Dominion	92 64
								98	H	Virginia Tech	84 59	156	H	Pittsburgh	62 48
												173	A	Boston College	67 44
												223	A	Rutgers	68 32
												229	H	Grand Canyon	90 47
												246	A	Liberty	98 38
												310	A	Pepperdine	99 65
												345	H	Longwood	105 48
LAST 12 Division I GAMES:															
116	A	North Carolina	95 71	109	H	Clemson	65 37								
16	H	Miami (FL)	83 70	82	H	Wake Forest	71 43								
82	A	Wake Forest	79 53	2	A	Notre Dame	58 62								
156	H	Pittsburgh	62 48	173	A	Boston College	67 44								
30	H	Syracuse	72 55	98	H	Virginia Tech	84 59								
51	A	Virginia	70 51	35	A	North Carolina St.	52 55								

Non-Div I Games:

Duke

■ Loss, 
 ■ Non-Conf, S Site, 
 ■ Home 
 ■ Away 
 N Neutral

Average RPI Win:	194	WON-LOST	WINNING	LAST 10	STRENGTH OF	OPP. STRENGTH	TEAM	ADJ.	CONF.	ADJ CONF.
Average RPI Loss:	112	RECORD	PCT. RANK	GAMES	SCHEDULE	OF SCHEDULE	RPI	RPI	RPI	RPI
DIV. I ONLY	16- 14	158	6- 4	111	101	137	137	12	12	
DIV. I NON-CONF.	7- 6	157	0- 1	96	78	106	106	12	12	
TOTALS	RPI 1-25	RPI 26-50	W-L RECORDS	RPI 51-100	RPI 101-150	RPI 150+				
16- 14	0- 2	1- 3	OVERALL	1- 3	3- 3	11- 3				
10- 5	0- 1	0- 2	HOME	0- 1	2- 1	8- 0				
5- 9	0- 1	1- 1	AWAY	1- 2	1- 2	2- 3				
1- 0	0- 0	0- 0	NEUTRAL	0- 0	0- 0	1- 0				
7- 6	0- 2	0- 0	NON-CONFERENCE	1- 3	1- 1	5- 0				
3- 3	0- 1	0- 0	HOME	0- 1	0- 1	3- 0				
3- 3	0- 1	0- 0	AWAY	1- 2	1- 0	1- 0				
1- 0	0- 0	0- 0	NEUTRAL	0- 0	0- 0	1- 0				
9- 8	0- 0	1- 3	CONFERENCE	0- 0	2- 2	6- 3				
7- 2	0- 0	0- 2	HOME	0- 0	2- 0	5- 0				
2- 6	0- 0	1- 1	AWAY	0- 0	0- 2	1- 3				
0- 0	0- 0	0- 0	NEUTRAL	0- 0	0- 0	0- 0				

RPI	S	Opponent	Score	RPI	S	Opponent	Score	RPI	S	Opponent	Score	RPI	S	Opponent	Score	Team's RPI: 137
20	H	Maryland	57 77	43	A	Dayton	47 66	52	A	California	66 86	104	H	Saint Louis	94 65	
24	A	Ohio St.	69 89	43	H	Dayton	64 75	54	A	Ohio	46 64	110	A	Saint Joseph's	58 60	
				47	A	George Washington	73 63	71	A	St. John's (NY)	71 65	112	H	Charlotte	63 77	
				47	H	George Washington	40 75	92	H	Buffalo	69 71	119	A	Fordham	51 64	
												141	H	VCU	70 51	
												150	A	Iona	61 58	
												156	H	Pittsburgh	63 54	
												166	A	La Salle	76 68	
												195	H	George Mason	76 57	
												195	H	George Mason	66 55	
												231	H	Richmond	73 61	
												241	A	St. Bonaventure	56 69	
												241	H	St. Bonaventure	83 61	
												242	A	Akron	67 57	
												277	H	Davidson	73 51	
												279	N	Western Caro.	65 50	
												295	H	Lehigh	63 49	
												299	A	Rhode Island	69 71	
												306	A	Massachusetts	67 75	
												309	H	Lafayette	67 52	
LAST 12 Division I GAMES:																
195	H	George Mason	66 55	195	H	George Mason	76 57	110	A	Saint Joseph's	58 60					
52	A	California	66 86	47	A	George Washington	73 63	231	H	Richmond	73 61					
241	H	St. Bonaventure	83 61	241	A	St. Bonaventure	56 69	104	H	Saint Louis	94 65					
299	A	Rhode Island	69 71													
43	A	Dayton	47 66													
141	H	VCU	70 51													

Non-Div I Games:

Duquesne

■ Loss, 
 ■ Non-Conf, S Site, 
 ■ Home 
 ■ Away 
 N Neutral

Average RPI Win: <b>248</b>	WON-LOST	WINNING	LAST 10	STRENGTH OF	OPP. STRENGTH	TEAM	ADJ.	CONF.	ADJ CONF.
Average RPI Loss: <b>147</b>	RECORD	PCT. RANK	GAMES	SCHEDULE	OF SCHEDULE	RPI	RPI	RPI	RPI
DIV. I ONLY	<b>16- 14</b>	<b>158</b>	<b>5- 5</b>	<b>277</b>	<b>170</b>	<b>203</b>	<b>203</b>	<b>17</b>	<b>17</b>
DIV. I NON-CONF.	<b>8- 7</b>	<b>164</b>	<b>0- 0</b>	<b>308</b>	<b>160</b>	<b>232</b>	<b>232</b>	<b>20</b>	<b>20</b>
TOTALS	RPI 1-25	RPI 26-50	W-L RECORDS	RPI 51-100	RPI 101-150	RPI 150+			
16- 14	0- 1	0- 1	OVERALL	0- 4	1- 2	15- 6			
8- 7	0- 1	0- 1	HOME	0- 2	1- 1	7- 2			
7- 5	0- 0	0- 0	AWAY	0- 2	0- 0	7- 3			
1- 2	0- 0	0- 0	NEUTRAL	0- 0	0- 1	1- 1			
8- 7	0- 1	0- 1	NON-CONFERENCE	0- 0	1- 2	7- 3			
4- 4	0- 1	0- 1	HOME	0- 0	1- 1	3- 1			
3- 2	0- 0	0- 0	AWAY	0- 0	0- 0	3- 2			
1- 1	0- 0	0- 0	NEUTRAL	0- 0	0- 1	1- 0			
8- 7	0- 0	0- 0	CONFERENCE	0- 4	0- 0	8- 3			
4- 3	0- 0	0- 0	HOME	0- 2	0- 0	4- 1			
4- 3	0- 0	0- 0	AWAY	0- 2	0- 0	4- 1			
0- 1	0- 0	0- 0	NEUTRAL	0- 0	0- 0	0- 1			

RPI 1-25				RPI 26-50				RPI 51-100				RPI 101+ Team's RPI: 203			
RPI	S	Opponent	Score	RPI	S	Opponent	Score	RPI	S	Opponent	Score	RPI	S	Opponent	Score
22	H	Tennessee	58 <b>83</b>	28	H	Elon	51 <b>79</b>	81	A	Chattanooga	45 <b>60</b>	107	H	Vanderbilt	72 <b>80</b>
								81	H	Chattanooga	62 <b>70</b>	118	H	Old Dominion	70 60
								89	A	Mercer	55 <b>72</b>	139	N	Maine	48 <b>61</b>
								89	H	Mercer	56 <b>71</b>	182	A	Campbell	56 55
												201	A	UNCG	62 <b>73</b>
												201	H	UNCG	60 52
												214	H	Appalachian St.	68 <b>71</b>
												227	A	Samford	69 57
												227	H	Samford	61 56
												227	N	Samford	64 <b>67</b>
												236	A	Wofford	77 69
												236	H	Wofford	52 <b>54</b>
												252	A	Furman	74 64
												252	H	Furman	75 66
												260	A	Austin Peay	74 <b>77</b>
												262	H	Murray St.	79 60
												267	A	Butler	68 59
												277	H	Davidson	76 56
												279	A	Western Caro.	72 55
												279	H	Western Caro.	76 57
												280	A	Tennessee Tech	82 76
												284	N	Coppin St.	70 58
												285	A	Northern Ky.	56 <b>62</b>
												341	H	Winthrop	62 45
LAST 12 Division I GAMES:															
		227	N	Samford			64 <b>67</b>			89	H	Mercer			56 <b>71</b>
		252	H	Furman			75 66			227	H	Samford			61 56
		236	H	Wofford			52 <b>54</b>			236	A	Wofford			77 69
		201	A	UNCG			62 <b>73</b>			252	A	Furman			74 64
		279	A	Western Caro.			72 55			279	H	Western Caro.			76 57
		81	H	Chattanooga			62 <b>70</b>			201	H	UNCG			60 52

Non-Div I Games:

ETSU

■ Loss, 
■ Non-Conf, 
■ S Site, 
■ H Home 
■ A Away 
N Neutral

# East Carolina

Through Games Of March 2, 2017

Average RPI Win:	194	WON-LOST	WINNING	LAST 10	STRENGTH OF	OPP. STRENGTH	TEAM	ADJ.	CONF.	ADJ CONF.
Average RPI Loss:	87	RECORD	PCT. RANK	GAMES	SCHEDULE	OF SCHEDULE	RPI	RPI	RPI	RPI
DIV. I ONLY	10- 18	253	1- 9	45	86	164	164	5	5	
DIV. I NON-CONF.	8- 4	97	0- 0	107	266	90	90	5	5	
TOTALS	RPI 1-25	RPI 26-50	W-L RECORDS	RPI 51-100	RPI 101-150	RPI 150+				
10- 18	0- 4	0- 3	OVERALL	1- 2	1- 5	8- 4				
7- 7	0- 2	0- 2	HOME	1- 1	0- 1	6- 1				
1- 10	0- 2	0- 1	AWAY	0- 0	0- 4	1- 3				
2- 1	0- 0	0- 0	NEUTRAL	0- 1	1- 0	1- 0				
8- 4	0- 0	0- 1	NON-CONFERENCE	0- 1	1- 2	7- 0				
5- 1	0- 0	0- 1	HOME	0- 0	0- 0	5- 0				
1- 2	0- 0	0- 0	AWAY	0- 0	0- 2	1- 0				
2- 1	0- 0	0- 0	NEUTRAL	0- 1	1- 0	1- 0				
2- 14	0- 4	0- 2	CONFERENCE	1- 1	0- 3	1- 4				
2- 6	0- 2	0- 1	HOME	1- 1	0- 1	1- 1				
0- 8	0- 2	0- 1	AWAY	0- 0	0- 2	0- 3				
0- 0	0- 0	0- 0	NEUTRAL	0- 0	0- 0	0- 0				

RPI	S	Opponent	Score	RPI	S	Opponent	Score	RPI	S	Opponent	Score	RPI	S	Opponent	Score	Team's RPI: 164
1	A	UConn	45 90	34	A	South Fla.	48 79	64	H	Tulane	45 61	111	A	UCF	51 79	
1	H	UConn	44 91	34	H	South Fla.	66 76	65	N	West Virginia	47 79	111	H	UCF	42 54	
17	A	Temple	47 78	44	H	Auburn	52 61	94	H	SMU	58 57	112	A	Charlotte	64 79	
17	H	Temple	43 76									114	N	Ball St.	82 69	
												130	A	William & Mary	72 82	
												144	A	Memphis	50 72	
												151	A	Tulsa	92 100	
												161	H	Detroit Mercy	83 81	
												165	A	Cincinnati	64 74	
												165	H	Cincinnati	80 69	
												178	A	Houston	65 81	
												178	H	Houston	62 73	
												225	H	UNCW	75 65	
												228	N	Marist	70 68	
												231	A	Richmond	71 60	
												232	H	Southern U.	62 55	
												233	H	Presbyterian	54 46	
												261	H	UMES	66 58	
LAST 12 Division I GAMES:																
178	A	Houston	65 81	178	H	Houston	62 73									
165	H	Cincinnati	80 69	151	A	Tulsa	92 100									
111	A	UCF	51 79	1	H	UConn	44 91									
144	A	Memphis	50 72	165	A	Cincinnati	64 74									
17	H	Temple	43 76	111	H	UCF	42 54									
34	H	South Fla.	66 76	34	A	South Fla.	48 79									

Non-Div I Games: Greensboro 107 40

East Carolina

Loss, Non-Conf, S Site, H Home A Away N Neutral

Average RPI Win:	266	WON-LOST	WINNING	LAST 10	STRENGTH OF	OPP. STRENGTH	TEAM	ADJ.	CONF.	ADJ CONF.
Average RPI Loss:	207	RECORD	PCT. RANK	GAMES	SCHEDULE	OF SCHEDULE	RPI	RPI	RPI	RPI
DIV. I ONLY	7- 19	295	4- 6	257	315	296	296	26	26	
DIV. I NON-CONF.	2- 8	288	0- 0	188	345	281	281	26	26	
TOTALS	RPI 1-25	RPI 26-50	W-L RECORDS	RPI 51-100	RPI 101-150	RPI 150+				
7- 19	0- 0	0- 0	OVERALL	0- 3	0- 1	7- 15				
3- 8	0- 0	0- 0	HOME	0- 1	0- 1	3- 6				
4- 11	0- 0	0- 0	AWAY	0- 2	0- 0	4- 9				
0- 0	0- 0	0- 0	NEUTRAL	0- 0	0- 0	0- 0				
2- 8	0- 0	0- 0	NON-CONFERENCE	0- 2	0- 1	2- 5				
0- 3	0- 0	0- 0	HOME	0- 0	0- 1	0- 2				
2- 5	0- 0	0- 0	AWAY	0- 2	0- 0	2- 3				
0- 0	0- 0	0- 0	NEUTRAL	0- 0	0- 0	0- 0				
5- 11	0- 0	0- 0	CONFERENCE	0- 1	0- 0	5- 10				
3- 5	0- 0	0- 0	HOME	0- 1	0- 0	3- 4				
2- 6	0- 0	0- 0	AWAY	0- 0	0- 0	2- 6				
0- 0	0- 0	0- 0	NEUTRAL	0- 0	0- 0	0- 0				

RPI 1-25				RPI 26-50				RPI 51-100				RPI 101+ Team's RPI: 296					
RPI	S	Opponent	Score	RPI	S	Opponent	Score	RPI	S	Opponent	Score	RPI	S	Opponent	Score		
								59	H	Belmont	58	77	135	H	Wright St.	61	71
								69	A	Western Ill.	62	83	165	A	Cincinnati	64	78
								97	A	Stetson	55	72	181	H	Cleveland St.	56	66
												185	A	Morehead St.	62	66	
												198	A	SIUE	52	68	
												198	H	SIUE	59	75	
												218	H	Indiana St.	61	88	
												226	A	UT Martin	72	74	
												226	H	UT Martin	80	70	
												247	H	Jacksonville St.	71	67	
												249	A	Tennessee St.	58	69	
												250	A	Evansville	73	63	
												260	A	Austin Peay	78	73	
												260	H	Austin Peay	59	69	
												262	A	Murray St.	74	92	
												262	H	Murray St.	57	66	
												266	A	Southeast Mo. St.	71	62	
												266	H	Southeast Mo. St.	65	107	
												280	H	Tennessee Tech	54	46	
												282	A	Eastern Ky.	85	88	
												304	A	Valparaiso	68	73	
												312	A	Illinois St.	49	60	
												331	A	Florida A&M	66	50	
LAST 12 Division I GAMES:																	
198	A	SIUE	52	68	249	A	Tennessee St.	58	69								
260	A	Austin Peay	78	73	198	H	SIUE	59	75								
262	H	Murray St.	57	66	266	A	Southeast Mo. St.	71	62								
266	H	Southeast Mo. St.	65	107	226	H	UT Martin	80	70								
226	A	UT Martin	72	74	260	H	Austin Peay	59	69								
280	H	Tennessee Tech	54	46	262	A	Murray St.	74	92								

Non-Div I Games: Ill.-Springfield 74 60 Millikin 97 54

Eastern Ill.

Loss, Non-Conf, S Site, H Home A Away N Neutral

Eastern Ky.

Through Games Of March 2, 2017

Average RPI Win:	248	WON-LOST	WINNING	LAST 10	STRENGTH OF	OPP. STRENGTH	TEAM	ADJ.	CONF.	ADJ CONF.
Average RPI Loss:	193	RECORD	PCT. RANK	GAMES	SCHEDULE	OF SCHEDULE	RPI	RPI	RPI	RPI
DIV. I ONLY	10- 19	255	4- 6	229	300	282	282	26	26	
DIV. I NON-CONF.	2- 10	305	0- 0	278	285	334	334	26	26	
TOTALS	RPI 1-25	RPI 26-50	W-L RECORDS	RPI 51-100	RPI 101-150	RPI 150+				
10- 19	0- 0	0- 1	OVERALL	0- 2	0- 3	10- 13				
7- 5	0- 0	0- 1	HOME	0- 1	0- 0	7- 3				
1- 11	0- 0	0- 0	AWAY	0- 1	0- 3	1- 7				
2- 3	0- 0	0- 0	NEUTRAL	0- 0	0- 0	2- 3				
2- 10	0- 0	0- 1	NON-CONFERENCE	0- 0	0- 3	2- 6				
1- 3	0- 0	0- 1	HOME	0- 0	0- 0	1- 2				
0- 4	0- 0	0- 0	AWAY	0- 0	0- 3	0- 1				
1- 3	0- 0	0- 0	NEUTRAL	0- 0	0- 0	1- 3				
8- 9	0- 0	0- 0	CONFERENCE	0- 2	0- 0	8- 7				
6- 2	0- 0	0- 0	HOME	0- 1	0- 0	6- 1				
1- 7	0- 0	0- 0	AWAY	0- 1	0- 0	1- 6				
1- 0	0- 0	0- 0	NEUTRAL	0- 0	0- 0	1- 0				

RPI S	Opponent	Score	RPI S	Opponent	Score	RPI S	Opponent	Score	RPI S	Opponent	Score	Team's RPI: 282
42	H Western Ky.	63 90	59	A Belmont	58 74	104	A Saint Louis	51 78				
			59	H Belmont	67 73	105	A Kent St.	67 80				
						135	A Wright St.	73 85				
						184	N Western Mich.	59 74				
						185	A Morehead St.	54 80				
						185	H Morehead St.	65 58				
						185	N Morehead St.	73 67				
						198	H SIUE	75 63				
						201	A UNCG	66 81				
						226	A UT Martin	56 66				
						238	H Bowling Green	57 55				
						239	N Miami (OH)	54 65				
						242	H Akron	57 63				
						247	A Jacksonville St.	61 71				
						247	H Jacksonville St.	49 54				
						249	A Tennessee St.	64 78				
						249	H Tennessee St.	66 62				
						260	H Austin Peay	80 71				
						262	A Murray St.	64 70				
						266	A Southeast Mo. St.	74 63				
						279	H Western Caro.	61 72				
						280	A Tennessee Tech	51 53				
						280	H Tennessee Tech	78 65				
						296	H Eastern Ill.	88 85				
						318	N Fort Wayne	59 68				
						327	N Morgan St.	66 58				
LAST 12 Division I GAMES:												
185	N Morehead St.	73 67	262	A Murray St.	64 70							
280	H Tennessee Tech	78 65	226	A UT Martin	56 66							
247	A Jacksonville St.	61 71	260	H Austin Peay	80 71							
249	A Tennessee St.	64 78	280	A Tennessee Tech	51 53							
59	H Belmont	67 73	247	H Jacksonville St.	49 54							
185	H Morehead St.	65 58	185	A Morehead St.	54 80							

Non-Div I Games: Ohio Valley 88 30

Eastern Ky.

Loss, Non-Conf, S Site, H Home A Away N Neutral



Average RPI Win: 277		WON-LOST	WINNING	LAST 10	STRENGTH OF	OPP. STRENGTH	TEAM	ADJ.	CONF.	ADJ CONF.
Average RPI Loss: 128		RECORD	PCT. RANK	GAMES	SCHEDULE	OF SCHEDULE	RPI	RPI	RPI	RPI
DIV. I ONLY		5- 23	322	1- 9	108	161	289	289	10	10
DIV. I NON-CONF.		4- 7	224	0- 0	221	268	250	250	11	11
TOTALS	RPI 1-25		RPI 26-50		W-L RECORDS		RPI 51-100		RPI 101-150	RPI 150+
5- 23	0- 0		0- 1		OVERALL		0- 9		0- 5	5- 8
3- 10	0- 0		0- 1		HOME		0- 3		0- 2	3- 4
1- 11	0- 0		0- 0		AWAY		0- 5		0- 2	1- 4
1- 2	0- 0		0- 0		NEUTRAL		0- 1		0- 1	1- 0
4- 7	0- 0		0- 0		NON-CONFERENCE		0- 3		0- 1	4- 3
2- 2	0- 0		0- 0		HOME		0- 0		0- 0	2- 2
1- 3	0- 0		0- 0		AWAY		0- 2		0- 0	1- 1
1- 2	0- 0		0- 0		NEUTRAL		0- 1		0- 1	1- 0
1- 16	0- 0		0- 1		CONFERENCE		0- 6		0- 4	1- 5
1- 8	0- 0		0- 1		HOME		0- 3		0- 2	1- 2
0- 8	0- 0		0- 0		AWAY		0- 3		0- 2	0- 3
0- 0	0- 0		0- 0		NEUTRAL		0- 0		0- 0	0- 0

RPI 1-25				RPI 26-50				RPI 51-100				RPI 101+				Team's RPI: 289
RPI	S	Opponent	Score	RPI	S	Opponent	Score	RPI	S	Opponent	Score	RPI	S	Opponent	Score	
				37	H	Central Mich.	63 104	54	A	Ohio	51 68	105	A	Kent St.	65 83	
								64	N	Tulane	50 62	105	H	Kent St.	67 86	
								70	A	Toledo	57 65	114	A	Ball St.	49 78	
								70	H	Toledo	49 66	114	H	Ball St.	54 64	
								76	A	Purdue	50 77	124	N	Northern Colo.	57 58	
								82	A	Wake Forest	61 89	161	H	Detroit Mercy	64 77	
								88	A	Northern Ill.	73 85	184	A	Western Mich.	60 70	
								88	H	Northern Ill.	71 81	184	H	Western Mich.	67 76	
								92	H	Buffalo	52 56	185	A	Morehead St.	73 78	
												217	H	Monmouth	68 75	
												238	H	Bowling Green	81 74	
												239	A	Miami (OH)	61 72	
												239	H	Miami (OH)	63 79	
												241	H	St. Bonaventure	75 56	
												242	A	Akron	62 80	
												254	N	Georgia St.	69 59	
												323	H	Air Force	65 44	
												330	A	Incarnate Word	66 47	
LAST 12 Division I GAMES:																
				114	H	Ball St.	54 64	105	A	Kent St.	65 83					
				88	H	Northern Ill.	71 81	37	H	Central Mich.	63 104					
				70	A	Toledo	57 65	242	A	Akron	62 80					
				184	A	Western Mich.	60 70	238	H	Bowling Green	81 74					
				92	H	Buffalo	52 56	54	A	Ohio	51 68					
				239	H	Miami (OH)	63 79	114	A	Ball St.	49 78					

Non-Div I Games:	Ferris St.	68	50
------------------	------------	----	----

Eastern Mich.

Loss, Non-Conf, S Site, H Home A Away N Neutral

Average RPI Win:	242	WON-LOST	WINNING	LAST 10	STRENGTH OF	OPP. STRENGTH	TEAM	ADJ.	CONF.	ADJ CONF.
Average RPI Loss:	103	RECORD	PCT. RANK	GAMES	SCHEDULE	OF SCHEDULE	RPI	RPI	RPI	RPI
DIV. I ONLY	15- 12	137	6- 4	143	218	138	138	20	20	
DIV. I NON-CONF.	4- 6	209	0- 0	44	161	113	113	18	18	
TOTALS	RPI 1-25	RPI 26-50	W-L RECORDS	RPI 51-100	RPI 101-150	RPI 150+				
15- 12	0- 1	0- 2	OVERALL	0- 5	2- 2	13- 2				
6- 4	0- 0	0- 0	HOME	0- 2	2- 1	4- 1				
8- 6	0- 1	0- 0	AWAY	0- 3	0- 1	8- 1				
1- 2	0- 0	0- 2	NEUTRAL	0- 0	0- 0	1- 0				
4- 6	0- 1	0- 2	NON-CONFERENCE	0- 3	0- 0	4- 0				
1- 1	0- 0	0- 0	HOME	0- 1	0- 0	1- 0				
2- 3	0- 1	0- 0	AWAY	0- 2	0- 0	2- 0				
1- 2	0- 0	0- 2	NEUTRAL	0- 0	0- 0	1- 0				
11- 6	0- 0	0- 0	CONFERENCE	0- 2	2- 2	9- 2				
5- 3	0- 0	0- 0	HOME	0- 1	2- 1	3- 1				
6- 3	0- 0	0- 0	AWAY	0- 1	0- 1	6- 1				
0- 0	0- 0	0- 0	NEUTRAL	0- 0	0- 0	0- 0				

RPI 1-25			RPI 26-50			RPI 51-100			RPI 101+			Team's RPI: 138
RPI	S	Opponent	Score	RPI	S	Opponent	Score	RPI	S	Opponent	Score	
7	A	Washington	52 100	26	N	Drake	78 93	58	A	Boise St.	64 67	108 H North Dakota 71 75
				28	N	Elon	55 76	64	A	Tulane	51 63	124 H Northern Colo. 67 61
								75	H	Gonzaga	54 73	140 A Idaho 51 78
								80	A	Montana St.	83 88	140 H Idaho 67 57
								80	H	Montana St.	61 72	157 A Idaho St. 61 58
												157 H Idaho St. 58 41
												159 A CSUN 71 57
												245 A Portland St. 68 62
												251 A Weber St. 70 42
												251 H Weber St. 99 85
												252 N Furman 68 56
												281 A Sacramento St. 72 65
												283 A Southern Utah 67 66
												283 H Southern Utah 63 64
												290 A Northern Ariz. 47 56
												328 A Montana 60 46
												328 H Montana 64 57
												333 A Utah Valley 83 50
												346 H Cal St. Fullerton 84 67
LAST 12 Division I GAMES:												
283	H	Southern Utah	63 64	245	A	Portland St.	68 62					
157	A	Idaho St.	61 58	281	A	Sacramento St.	72 65					
251	A	Weber St.	70 42	80	H	Montana St.	61 72					
140	A	Idaho	51 78	328	H	Montana	64 57					
124	H	Northern Colo.	67 61	283	A	Southern Utah	67 66					
108	H	North Dakota	71 75	290	A	Northern Ariz.	47 56					

Non-Div I Games: Multnomah 88 30

Eastern Wash.

■ Loss, 
 ■ Non-Conf, 
 ■ S Site, 
 ■ H Home 
 ■ A Away 
 N Neutral

Average RPI Win: <b>166</b>	WON-LOST	WINNING	LAST 10	STRENGTH OF	OPP. STRENGTH	TEAM	ADJ.	CONF.	ADJ CONF.
Average RPI Loss: <b>53</b>	RECORD	PCT. RANK	GAMES	SCHEDULE	OF SCHEDULE	RPI	RPI	RPI	RPI
DIV. I ONLY	23- 6	25	9- 1	69	88	28	28	9	9
DIV. I NON-CONF.	7- 4	114	2- 0	68	55	50	50	8	8
TOTALS	RPI 1-25	RPI 26-50	W-L RECORDS	RPI 51-100	RPI 101-150	RPI 150+			
23- 6	0- 1	1- 3	OVERALL	3- 1	5- 1	14- 0			
10- 2	0- 0	0- 1	HOME	2- 1	2- 0	6- 0			
11- 4	0- 1	1- 2	AWAY	1- 0	2- 1	7- 0			
2- 0	0- 0	0- 0	NEUTRAL	0- 0	1- 0	1- 0			
7- 4	0- 1	1- 1	NON-CONFERENCE	1- 1	1- 1	4- 0			
2- 1	0- 0	0- 0	HOME	1- 1	0- 0	1- 0			
3- 3	0- 1	1- 1	AWAY	0- 0	0- 1	2- 0			
2- 0	0- 0	0- 0	NEUTRAL	0- 0	1- 0	1- 0			
16- 2	0- 0	0- 2	CONFERENCE	2- 0	4- 0	10- 0			
8- 1	0- 0	0- 1	HOME	1- 0	2- 0	5- 0			
8- 1	0- 0	0- 1	AWAY	1- 0	2- 0	5- 0			
0- 0	0- 0	0- 0	NEUTRAL	0- 0	0- 0	0- 0			

RPI 1-25				RPI 26-50				Team's RPI: 28				RPI 51-100				RPI 101+			
RPI	S	Opponent	Score	RPI	S	Opponent	Score	RPI	S	Opponent	Score	RPI	S	Opponent	Score	RPI	S	Opponent	Score
9	A	Duke	61 68	29	A	Green Bay	56 71	72	H	Bucknell	64 58	116	A	North Carolina	73 78				
				37	A	Central Mich.	71 57	78	A	Drexel	48 45	130	A	William & Mary	60 58				
				41	A	James Madison	54 61	78	H	Drexel	75 65	130	H	William & Mary	70 47				
				41	H	James Madison	70 76	82	H	Wake Forest	68 78	133	A	Delaware	57 48				
												133	H	Delaware	69 42				
												138	N	Eastern Wash.	76 55				
												153	A	Northeastern	76 65				
												153	H	Northeastern	70 58				
												189	A	Hofstra	64 53				
												189	H	Hofstra	72 61				
												202	A	Towson	67 65				
												202	H	Towson	83 55				
												203	A	ETSU	79 51				
												209	A	Col. of Charleston	84 56				
												209	H	Col. of Charleston	70 57				
												223	H	Rutgers	66 54				
												225	A	UNCW	66 56				
												225	H	UNCW	82 48				
												242	N	Akron	65 62				
												254	A	Georgia St.	84 67				
LAST 12 Division I GAMES:																			
				37	A	Central Mich.	71 57					189	H	Hofstra	72 61				
				138	N	Eastern Wash.	76 55					41	A	James Madison	54 61				
				225	H	UNCW	82 48					153	H	Northeastern	70 58				
				202	A	Towson	67 65					225	A	UNCW	66 56				
				133	A	Delaware	57 48					202	H	Towson	83 55				
				130	H	William & Mary	70 47					189	A	Hofstra	64 53				

Non-Div I Games: King (TN) 93 47

Elon

Evansville

Through Games Of March 2, 2017

Average RPI Win:	266	WON-LOST	WINNING	LAST 10	STRENGTH OF	OPP. STRENGTH	TEAM	ADJ.	CONF.	ADJ CONF.
Average RPI Loss:	145	RECORD	PCT. RANK	GAMES	SCHEDULE	OF SCHEDULE	RPI	RPI	RPI	RPI
DIV. I ONLY	11- 16	227	4- 6	260	203	250	250	16	16	
DIV. I NON-CONF.	4- 6	209	0- 0	265	299	260	260	14	14	
TOTALS	RPI 1-25	RPI 26-50	W-L RECORDS	RPI 51-100	RPI 101-150	RPI 150+				
11- 16	0- 1	0- 2	OVERALL	0- 3	0- 1	11- 9				
7- 7	0- 0	0- 1	HOME	0- 1	0- 0	7- 5				
4- 9	0- 0	0- 1	AWAY	0- 0	0- 0	4- 1				
0- 0	0- 0	0- 0	NEUTRAL	0- 0	0- 0	0- 0				
4- 6	0- 1	0- 0	NON-CONFERENCE	0- 1	0- 1	4- 3				
2- 3	0- 0	0- 0	HOME	0- 0	0- 0	2- 3				
2- 3	0- 1	0- 0	AWAY	0- 1	0- 1	2- 0				
0- 0	0- 0	0- 0	NEUTRAL	0- 0	0- 0	0- 0				
7- 10	0- 0	0- 2	CONFERENCE	0- 2	0- 0	7- 6				
5- 4	0- 0	0- 1	HOME	0- 1	0- 0	5- 2				
2- 6	0- 0	0- 1	AWAY	0- 1	0- 0	2- 4				
0- 0	0- 0	0- 0	NEUTRAL	0- 0	0- 0	0- 0				

RPI 1-25			RPI 26-50			RPI 51-100			RPI 101+			Team's RPI: 250
RPI	S	Opponent	Score	RPI	S	Opponent	Score	RPI	S	Opponent	Score	
12	A	Louisville	47 89	26	A	Drake	65 82	53	A	UNI	40 54	114 A Ball St. 49 84
				26	H	Drake	48 73	53	H	UNI	36 62	154 A Missouri St. 43 68
								62	A	Northwestern	66 88	154 H Missouri St. 41 77
												170 A Southern Ill. 74 61
												170 H Southern Ill. 63 60
												181 H Cleveland St. 62 66
												191 A Wichita St. 68 69
												191 H Wichita St. 67 74
												218 H Indiana St. 57 41
												234 A Bradley 52 56
												234 H Bradley 73 71
												260 H Austin Peay 68 54
												262 A Murray St. 82 77
												266 H Southeast Mo. St. 74 76
												296 H Eastern Ill. 63 73
												304 A Valparaiso 70 65
												312 A Illinois St. 58 71
												312 H Illinois St. 60 56
												322 A Loyola Chicago 81 50
												322 H Loyola Chicago 67 36
												349 H Alabama A&M 63 54
LAST 12 Division I GAMES:												
322	A	Loyola Chicago	81 50	26	H	Drake	48 73					
312	H	Illinois St.	60 56	53	H	UNI	36 62					
234	H	Bradley	73 71	234	A	Bradley	52 56					
170	A	Southern Ill.	74 61	312	A	Illinois St.	58 71					
154	A	Missouri St.	43 68	170	H	Southern Ill.	63 60					
191	A	Wichita St.	68 69	191	H	Wichita St.	67 74					

Non-Div I Games: Oakland City 108 68

Evansville

Loss, Non-Conf, S Site, H Home A Away N Neutral

Average RPI Win: <b>249</b>	WON-LOST	WINNING	LAST 10	STRENGTH OF	OPP. STRENGTH	TEAM	ADJ.	CONF.	ADJ CONF.
Average RPI Loss: <b>92</b>	RECORD	PCT. RANK	GAMES	SCHEDULE	OF SCHEDULE	RPI	RPI	RPI	RPI
DIV. I ONLY	21- 8	59	7- 3	197	243	103	103	25	25
DIV. I NON-CONF.	9- 6	127	0- 1	131	201	115	115	24	24
TOTALS	RPI 1-25	RPI 26-50	W-L RECORDS	RPI 51-100	RPI 101-150	RPI 150+			
21- 8	0- 1	0- 2	OVERALL	3- 2	0- 2	18- 1			
13- 1	0- 0	0- 0	HOME	2- 1	0- 0	11- 0			
8- 4	0- 0	0- 1	AWAY	1- 1	0- 1	7- 1			
0- 3	0- 1	0- 1	NEUTRAL	0- 0	0- 1	0- 0			
9- 6	0- 1	0- 2	NON-CONFERENCE	1- 0	0- 2	8- 1			
7- 0	0- 0	0- 0	HOME	1- 0	0- 0	6- 0			
2- 3	0- 0	0- 1	AWAY	0- 0	0- 1	2- 1			
0- 3	0- 1	0- 1	NEUTRAL	0- 0	0- 1	0- 0			
12- 2	0- 0	0- 0	CONFERENCE	2- 2	0- 0	10- 0			
6- 1	0- 0	0- 0	HOME	1- 1	0- 0	5- 0			
6- 1	0- 0	0- 0	AWAY	1- 1	0- 0	5- 0			
0- 0	0- 0	0- 0	NEUTRAL	0- 0	0- 0	0- 0			

RPI 1-25				RPI 26-50				RPI 51-100				RPI 101+				Team's RPI: 103	
RPI	S	Opponent	Score	RPI	S	Opponent	Score	RPI	S	Opponent	Score	RPI	S	Opponent	Score		
24	N	Ohio St.	66 79	38	A	Quinnipiac	56 66	81	H	Chattanooga	68 55	105	N	Kent St.	64 77		
				47	N	George Washington	47 76	93	A	Jacksonville	65 73	124	A	Northern Colo.	74 77		
								93	H	Jacksonville	60 57	168	H	Siena	66 42		
								97	A	Stetson	84 71	172	H	Hampton	60 49		
								97	H	Stetson	64 67	179	H	UC Riverside	60 45		
												188	A	Hartford	70 63		
												205	A	Illinois	73 82		
												278	A	Kennesaw St.	75 56		
												278	H	Kennesaw St.	69 35		
												292	H	N.C. A&T	67 41		
												297	A	North Florida	68 51		
												297	H	North Florida	69 46		
												298	A	Lipscomb	90 63		
												298	H	Lipscomb	98 50		
												301	H	Savannah St.	89 40		
												305	H	FIU	89 42		
												314	A	NJIT	77 46		
												314	H	NJIT	73 53		
												319	A	USC Upstate	80 50		
												319	H	USC Upstate	93 43		
												337	A	Fla. Atlantic	65 50		
LAST 12 Division I GAMES:																	
				47	N	George Washington	47 76	297	H	North Florida	69 46						
				97	H	Stetson	64 67	93	A	Jacksonville	65 73						
				314	A	NJIT	77 46	297	A	North Florida	68 51						
				319	A	USC Upstate	80 50	93	H	Jacksonville	60 57						
				298	H	Lipscomb	98 50	319	H	USC Upstate	93 43						
				278	H	Kennesaw St.	69 35	314	H	NJIT	73 53						

Non-Div I Games: St. Thomas (FL) 71 48 Ave Maria 101 34

FGCU

Loss, Non-Conf, S Site, H Home A Away N Neutral

Average RPI Win:	295	WON-LOST	WINNING	LAST 10	STRENGTH OF	OPP. STRENGTH	TEAM	ADJ.	CONF.	ADJ CONF.
Average RPI Loss:	141	RECORD	PCT. RANK	GAMES	SCHEDULE	OF SCHEDULE	RPI	RPI	RPI	RPI
DIV. I ONLY	5- 23	322	1- 9	123	179	305	305	14	14	
DIV. I NON-CONF.	2- 9	293	0- 0	36	264	257	257	15	15	
TOTALS	RPI 1-25	RPI 26-50	W-L RECORDS	RPI 51-100	RPI 101-150	RPI 150+				
5- 23	0- 1	0- 2	OVERALL	0- 4	0- 6	5- 10				
4- 13	0- 1	0- 0	HOME	0- 3	0- 5	4- 4				
1- 10	0- 0	0- 2	AWAY	0- 1	0- 1	1- 6				
0- 0	0- 0	0- 0	NEUTRAL	0- 0	0- 0	0- 0				
2- 9	0- 1	0- 1	NON-CONFERENCE	0- 2	0- 2	2- 3				
2- 7	0- 1	0- 0	HOME	0- 2	0- 1	2- 3				
0- 2	0- 0	0- 1	AWAY	0- 0	0- 1	0- 0				
0- 0	0- 0	0- 0	NEUTRAL	0- 0	0- 0	0- 0				
3- 14	0- 0	0- 1	CONFERENCE	0- 2	0- 4	3- 7				
2- 6	0- 0	0- 0	HOME	0- 1	0- 4	2- 1				
1- 8	0- 0	0- 1	AWAY	0- 1	0- 0	1- 6				
0- 0	0- 0	0- 0	NEUTRAL	0- 0	0- 0	0- 0				

RPI	S	Opponent	Score	RPI	S	Opponent	Score	RPI	S	Opponent	Score	RPI	S	Opponent	Score	Team's RPI: 305
16	H	Miami (FL)	49 69	34	A	South Fla.	41 91	63	H	Georgetown	53 66	103	A	FGCU	42 89	
				42	A	Western Ky.	38 90	77	A	Middle Tenn.	43 95	111	H	UCF	52 69	
								77	H	Middle Tenn.	53 88	112	H	Charlotte	54 101	
								93	H	Jacksonville	56 71	118	H	Old Dominion	64 86	
												124	H	Southern Miss.	37 75	
												143	H	Louisiana Tech	63 76	
												162	A	Rice	55 74	
												180	A	UAB	68 82	
												183	A	North Texas	49 69	
												193	H	Robert Morris	59 57	
												195	H	George Mason	51 67	
												196	A	UTSA	55 69	
												196	H	UTSA	61 70	
												199	H	Texas Southern	62 70	
												251	H	Weber St.	61 64	
												256	A	Marshall	52 70	
												303	A	UTEP	47 88	
												303	H	UTEP	88 87	
												306	H	Massachusetts	58 57	
												337	A	Fla. Atlantic	65 60	
												337	H	Fla. Atlantic	74 65	
LAST 12 Division I GAMES:																
				77	H	Middle Tenn.	53 88	162	A	Rice	55 74					
				303	A	UTEP	47 88	112	H	Charlotte	54 101					
				196	A	UTSA	55 69	118	H	Old Dominion	64 86					
				143	H	Louisiana Tech	63 76	337	A	Fla. Atlantic	65 60					
				124	H	Southern Miss.	37 75	180	A	UAB	68 82					
				183	A	North Texas	49 69	77	A	Middle Tenn.	43 95					

Non-Div I Games:

FIU

■ Loss, 
 ■ Non-Conf, S Site, 
 ■ Home 
 ■ Away 
 N Neutral

## Fairfield

Through Games Of March 2, 2017

Average RPI Win:	230	WON-LOST	WINNING	LAST 10	STRENGTH OF	OPP. STRENGTH	TEAM	ADJ.	CONF.	ADJ CONF.
Average RPI Loss:	162	RECORD	PCT. RANK	GAMES	SCHEDULE	OF SCHEDULE	RPI	RPI	RPI	RPI
DIV. I ONLY	16- 13	140	7- 3	224	225	167	167	18	18	
DIV. I NON-CONF.	3- 6	230	0- 0	205	263	226	226	17	17	
TOTALS	RPI 1-25	RPI 26-50	W-L RECORDS	RPI 51-100	RPI 101-150	RPI 150+				
16- 13	0- 1	1- 2	OVERALL	0- 0	3- 2	12- 8				
9- 4	0- 0	1- 0	HOME	0- 0	2- 0	6- 4				
7- 9	0- 1	0- 2	AWAY	0- 0	1- 2	6- 4				
0- 0	0- 0	0- 0	NEUTRAL	0- 0	0- 0	0- 0				
3- 6	0- 1	0- 1	NON-CONFERENCE	0- 0	0- 1	3- 3				
1- 2	0- 0	0- 0	HOME	0- 0	0- 0	1- 2				
2- 4	0- 1	0- 1	AWAY	0- 0	0- 1	2- 1				
0- 0	0- 0	0- 0	NEUTRAL	0- 0	0- 0	0- 0				
13- 7	0- 0	1- 1	CONFERENCE	0- 0	3- 1	9- 5				
8- 2	0- 0	1- 0	HOME	0- 0	2- 0	5- 2				
5- 5	0- 0	0- 1	AWAY	0- 0	1- 1	4- 3				
0- 0	0- 0	0- 0	NEUTRAL	0- 0	0- 0	0- 0				

RPI 1-25				RPI 26-50				RPI 51-100				RPI 101+ Team's RPI: 167			
RPI	S	Opponent	Score	RPI	S	Opponent	Score	RPI	S	Opponent	Score	RPI	S	Opponent	Score
17	A	Temple	59 73	27	A	Harvard	44 58					117	A	Rider	68 67
				38	A	Quinnipiac	55 60					117	H	Rider	53 49
				38	H	Quinnipiac	65 52					128	A	Albany (NY)	45 59
												150	A	Iona	55 65
												150	H	Iona	68 59
												166	A	La Salle	61 68
												168	A	Siena	52 67
												168	H	Siena	61 57
												194	H	Sacred Heart	44 56
												217	A	Monmouth	71 68
												217	H	Monmouth	53 60
												228	A	Marist	55 71
												228	H	Marist	62 68
												248	A	Canisius	49 63
												248	H	Canisius	57 48
												259	A	Niagara	65 55
												259	H	Niagara	66 63
												270	H	Loyola Maryland	58 57
												275	A	Manhattan	64 43
												275	H	Manhattan	71 56
												291	A	Mt. St. Mary's	70 57
												299	H	Rhode Island	65 72
												326	A	Saint Peter's	56 39
												326	H	Saint Peter's	50 38
												344	A	UMass Lowell	65 41
LAST 12 Division I GAMES:															
				117	H	Rider	53 49					326	H	Saint Peter's	50 38
				248	H	Canisius	57 48					38	H	Quinnipiac	65 52
				150	A	Iona	55 65					259	H	Niagara	66 63
				228	H	Marist	62 68					217	H	Monmouth	53 60
				326	A	Saint Peter's	56 39					248	A	Canisius	49 63
				275	A	Manhattan	64 43					259	A	Niagara	65 55

Non-Div I Games:

Fairfield

■ Loss, 
■ Non-Conf, 
■ S Site, 
■ H Home 
■ A Away 
N Neutral

Average RPI Win:	313	WON-LOST	WINNING	LAST 10	STRENGTH OF	OPP. STRENGTH	TEAM	ADJ.	CONF.	ADJ CONF.
Average RPI Loss:	254	RECORD	PCT. RANK	GAMES	SCHEDULE	OF SCHEDULE	RPI	RPI	RPI	RPI
DIV. I ONLY	8- 20	284	4- 6	347	349	338	338	31	31	
DIV. I NON-CONF.	2- 8	288	0- 0	347	344	346	346	32	32	
TOTALS	RPI 1-25	RPI 26-50	W-L RECORDS	RPI 51-100	RPI 101-150	RPI 150+				
8- 20	0- 0	0- 0	OVERALL	0- 0	0- 1	8- 19				
4- 9	0- 0	0- 0	HOME	0- 0	0- 0	4- 9				
4- 11	0- 0	0- 0	AWAY	0- 0	0- 1	4- 9				
0- 0	0- 0	0- 0	NEUTRAL	0- 0	0- 0	0- 0				
2- 8	0- 0	0- 0	NON-CONFERENCE	0- 0	0- 1	2- 7				
1- 3	0- 0	0- 0	HOME	0- 0	0- 0	1- 3				
1- 5	0- 0	0- 0	AWAY	0- 0	0- 1	1- 4				
0- 0	0- 0	0- 0	NEUTRAL	0- 0	0- 0	0- 0				
6- 12	0- 0	0- 0	CONFERENCE	0- 0	0- 0	6- 12				
3- 6	0- 0	0- 0	HOME	0- 0	0- 0	3- 6				
3- 6	0- 0	0- 0	AWAY	0- 0	0- 0	3- 6				
0- 0	0- 0	0- 0	NEUTRAL	0- 0	0- 0	0- 0				

RPI 1-25				RPI 26-50				RPI 51-100				RPI 101+			
RPI	S	Opponent	Score	RPI	S	Opponent	Score	RPI	S	Opponent	Score	RPI	S	Opponent	Score
												142	A	New Mexico	56 83
												159	A	Army West Point	58 86
												193	A	Robert Morris	48 62
												193	H	Robert Morris	64 66
												194	A	Sacred Heart	60 68
												194	H	Sacred Heart	58 56
												210	H	Binghamton	69 80
												217	A	Monmouth	63 72
												219	H	Howard	68 71
												230	A	Saint Francis (PA)	64 73
												230	H	Saint Francis (PA)	79 82
												264	A	Bryant	48 50
												264	H	Bryant	48 56
												291	A	Mt. St. Mary's	50 61
												291	H	Mt. St. Mary's	71 75
												314	A	NJIT	66 61
												317	A	Central Conn. St.	49 68
												317	H	Central Conn. St.	77 64
												323	H	Air Force	48 56
												324	A	St. Francis Brooklyn	59 58
												324	H	St. Francis Brooklyn	59 66
												326	A	Saint Peter's	43 65
												334	A	LIU Brooklyn	67 54
												334	H	LIU Brooklyn	64 46
												343	A	Wagner	59 53
												343	H	Wagner	66 74
				LAST 12 Division I GAMES:											
				193	A	Robert Morris	48 62					194	H	Sacred Heart	58 56
				230	A	Saint Francis (PA)	64 73					343	H	Wagner	66 74
				194	A	Sacred Heart	60 68					264	A	Bryant	48 50
				291	H	Mt. St. Mary's	71 75					324	A	St. Francis Brooklyn	59 58
				317	H	Central Conn. St.	77 64					324	H	St. Francis Brooklyn	59 66
				334	A	LIU Brooklyn	67 54					334	H	LIU Brooklyn	64 46

Non-Div I Games: Queens (NY)

54 70

Fairleigh Dickinson

Loss, Non-Conf, S Site, H Home A Away N Neutral



RPI	S	Opponent	Score	
344	A	UMass Lowell	55	61
345	H	Longwood	75	59

F  
a  
i  
r  
l  
e  
i  
g  
h  
D  
i  
c  
k  
i  
n  
s  
o  
n

F  
a  
i  
r  
l  
e  
i  
g  
h  
D  
i  
c  
k  
i  
n  
s  
o  
n

Fairleigh Dickinson

Average RPI Win:	267	WON-LOST	WINNING	LAST 10	STRENGTH OF	OPP. STRENGTH	TEAM	ADJ.	CONF.	ADJ CONF.
Average RPI Loss:	189	RECORD	PCT. RANK	GAMES	SCHEDULE	OF SCHEDULE	RPI	RPI	RPI	RPI
DIV. I ONLY	3- 24	337	0- 10	261	232	337	337	14	14	
DIV. I NON-CONF.	3- 7	250	0- 0	211	348	310	310	15	15	
TOTALS	RPI 1-25	RPI 26-50	W-L RECORDS	RPI 51-100	RPI 101-150	RPI 150+				
3- 24	0- 0	0- 1	OVERALL	0- 2	0- 6	3- 15				
3- 11	0- 0	0- 0	HOME	0- 0	0- 5	3- 6				
0- 13	0- 0	0- 1	AWAY	0- 2	0- 1	0- 9				
0- 0	0- 0	0- 0	NEUTRAL	0- 0	0- 0	0- 0				
3- 7	0- 0	0- 0	NON-CONFERENCE	0- 1	0- 2	3- 4				
3- 3	0- 0	0- 0	HOME	0- 0	0- 1	3- 2				
0- 4	0- 0	0- 0	AWAY	0- 1	0- 1	0- 2				
0- 0	0- 0	0- 0	NEUTRAL	0- 0	0- 0	0- 0				
0- 17	0- 0	0- 1	CONFERENCE	0- 1	0- 4	0- 11				
0- 8	0- 0	0- 0	HOME	0- 0	0- 4	0- 4				
0- 9	0- 0	0- 1	AWAY	0- 1	0- 0	0- 7				
0- 0	0- 0	0- 0	NEUTRAL	0- 0	0- 0	0- 0				

RPI S	Opponent	Score	RPI S	Opponent	Score	RPI S	Opponent	Score	RPI S	Opponent	Score	Team's RPI: 337
42	A Western Ky.	55 76	77	A Middle Tenn.	69 87	103	H FGCU	50 65				
			89	A Mercer	57 74	112	H Charlotte	66 72				
						118	H Old Dominion	73 93				
						124	H Southern Miss.	67 82				
						129	A Arizona	67 77				
						143	H Louisiana Tech	52 76				
						162	A Rice	55 89				
						180	A UAB	55 66				
						180	H UAB	75 78				
						183	A North Texas	57 79				
						196	A UTSA	66 97				
						196	H UTSA	62 72				
						218	H Indiana St.	70 67				
						229	A Grand Canyon	60 81				
						231	H Richmond	67 77				
						247	H Jacksonville St.	63 55				
						256	A Marshall	53 76				
						261	H UMES	59 76				
						297	A North Florida	88 95				
						303	A UTEP	59 69				
						303	H UTEP	50 51				
						305	A FIU	65 74				
						305	H FIU	60 65				
						336	H Jackson St.	67 58				
LAST 12 Division I GAMES:												
180	H UAB	75 78	183	A North Texas	57 79							
196	A UTSA	66 97	118	H Old Dominion	73 93							
303	A UTEP	59 69	112	H Charlotte	66 72							
124	H Southern Miss.	67 82	305	H FIU	60 65							
143	H Louisiana Tech	52 76	77	A Middle Tenn.	69 87							
162	A Rice	55 89	180	A UAB	55 66							

Non-Div I Games: Fla. Memorial 84 64

Fla. Atlantic

Average RPI Win:	180	WON-LOST	WINNING	LAST 10	STRENGTH OF	OPP. STRENGTH	TEAM	ADJ.	CONF.	ADJ CONF.
Average RPI Loss:	32	RECORD	PCT. RANK	GAMES	SCHEDULE	OF SCHEDULE	RPI	RPI	RPI	RPI
DIV. I ONLY	15- 16	179	4- 6	48	30	79	79	2	2	
DIV. I NON-CONF.	9- 4	85	0- 0	134	125	61	61	2	2	
TOTALS	RPI 1-25	RPI 26-50	W-L RECORDS	RPI 51-100	RPI 101-150	RPI 150+				
15- 16	1- 10	0- 4	OVERALL	3- 1	3- 1	8- 0				
3- 6	0- 4	0- 1	HOME	1- 0	0- 1	2- 0				
5- 8	0- 5	0- 2	AWAY	2- 1	2- 0	1- 0				
7- 2	1- 1	0- 1	NEUTRAL	0- 0	1- 0	5- 0				
9- 4	1- 1	0- 2	NON-CONFERENCE	1- 1	1- 0	6- 0				
1- 0	0- 0	0- 0	HOME	0- 0	0- 0	1- 0				
2- 3	0- 1	0- 1	AWAY	1- 1	0- 0	1- 0				
6- 1	1- 0	0- 1	NEUTRAL	0- 0	1- 0	4- 0				
6- 12	0- 9	0- 2	CONFERENCE	2- 0	2- 1	2- 0				
2- 6	0- 4	0- 1	HOME	1- 0	0- 1	1- 0				
3- 5	0- 4	0- 1	AWAY	1- 0	2- 0	0- 0				
1- 1	0- 1	0- 0	NEUTRAL	0- 0	0- 0	1- 0				

RPI S	Opponent	Score	RPI S	Opponent	Score	RPI S	Opponent	Score	RPI S	Opponent	Score
3	H South Carolina	62 81	31	A Arizona St.	63 69	62	A Northwestern	68 73	107	A Vanderbilt	93 73
5	A Mississippi St.	49 82	32	A LSU	67 78	81	A Chattanooga	72 61	113	N Long Beach St.	83 53
11	A Florida St.	58 83	44	H Auburn	75 82	84	A Georgia	76 68	122	H Ole Miss	75 84
14	A Kentucky	48 67	45	N Indiana	88 102	84	H Georgia	65 58	126	A Alabama	66 56
17	N Temple	83 76							169	H Arkansas	57 53
19	H Missouri	67 74							169	N Arkansas	71 61
22	A Tennessee	70 74							236	N Wofford	74 51
22	H Tennessee	75 84							240	N South Ala.	85 33
25	A Texas A&M	76 84							292	N N.C. A&T	67 38
25	H Texas A&M	59 67							320	A Arkansas St.	71 60
25	N Texas A&M	48 67							329	H Southeastern La.	102 51
									331	N Florida A&M	78 65
LAST 12 Division I GAMES:											
25	N Texas A&M	48 67	126	A Alabama	66 56						
169	N Arkansas	71 61	169	H Arkansas	57 53						
84	H Georgia	65 58	122	H Ole Miss	75 84						
22	A Tennessee	70 74	25	A Texas A&M	76 84						
14	A Kentucky	48 67	107	A Vanderbilt	93 73						
19	H Missouri	67 74	22	H Tennessee	75 84						

Non-Div I Games:

Florida

Average RPI Win:	291	WON-LOST	WINNING	LAST 10	STRENGTH OF	OPP. STRENGTH	TEAM	ADJ.	CONF.	ADJ CONF.
Average RPI Loss:	233	RECORD	PCT. RANK	GAMES	SCHEDULE	OF SCHEDULE	RPI	RPI	RPI	RPI
DIV. I ONLY	9- 18	259	7- 3	342	342	331	331	32	32	
DIV. I NON-CONF.	0- 11	335	0- 0	322	294	349	349	31	31	
TOTALS	RPI 1-25	RPI 26-50	W-L RECORDS	RPI 51-100	RPI 101-150	RPI 150+				
9- 18	0- 0	0- 0	OVERALL	0- 1	0- 1	9- 16				
6- 6	0- 0	0- 0	HOME	0- 0	0- 0	6- 6				
3- 8	0- 0	0- 0	AWAY	0- 0	0- 1	3- 7				
0- 4	0- 0	0- 0	NEUTRAL	0- 1	0- 0	0- 3				
0- 11	0- 0	0- 0	NON-CONFERENCE	0- 1	0- 1	0- 9				
0- 4	0- 0	0- 0	HOME	0- 0	0- 0	0- 4				
0- 3	0- 0	0- 0	AWAY	0- 0	0- 1	0- 2				
0- 4	0- 0	0- 0	NEUTRAL	0- 1	0- 0	0- 3				
9- 7	0- 0	0- 0	CONFERENCE	0- 0	0- 0	9- 7				
6- 2	0- 0	0- 0	HOME	0- 0	0- 0	6- 2				
3- 5	0- 0	0- 0	AWAY	0- 0	0- 0	3- 5				
0- 0	0- 0	0- 0	NEUTRAL	0- 0	0- 0	0- 0				

RPI 1-25				RPI 26-50				RPI 51-100				RPI 101+				Team's RPI: 331	
RPI	S	Opponent	Score	RPI	S	Opponent	Score	RPI	S	Opponent	Score	RPI	S	Opponent	Score		
								79	N	Florida	65 78	126	A	Alabama	46 81		
												158	H	Omaha	50 70		
												172	H	Hampton	62 44		
												175	A	Bethune-Cookman	53 66		
												175	H	Bethune-Cookman	41 64		
												185	H	Morehead St.	48 53		
												219	A	Howard	58 72		
												219	H	Howard	55 51		
												231	N	Richmond	51 64		
												247	N	Jacksonville St.	54 66		
												256	A	Marshall	67 77		
												261	H	UMES	59 49		
												263	N	Stony Brook	49 80		
												272	H	Norfolk St.	59 51		
												279	H	Western Caro.	61 62		
												284	H	Coppin St.	62 70		
												292	A	N.C. A&T	57 65		
												296	H	Eastern Ill.	50 66		
												297	A	North Florida	60 71		
												301	A	Savannah St.	52 56		
												327	A	Morgan St.	61 26		
												327	H	Morgan St.	51 48		
												332	A	N.C. Central	49 52		
												347	A	Delaware St.	65 56		
												347	H	Delaware St.	69 61		
												348	A	South Carolina St.	81 61		
LAST 12 Division I GAMES:																	
				175	A	Bethune-Cookman	53 66					347	H	Delaware St.	69 61		
				348	A	South Carolina St.	81 61					219	H	Howard	55 51		
				172	H	Hampton	62 44					327	A	Morgan St.	61 26		
				272	H	Norfolk St.	59 51					347	A	Delaware St.	65 56		
				332	A	N.C. Central	49 52					261	H	UMES	59 49		
				292	A	N.C. A&T	57 65					175	H	Bethune-Cookman	41 64		

Non-Div I Games: Thomas (GA) 74 65 Stillman 69 59

Florida A&M

Loss, Non-Conf, S Site, H Home A Away N Neutral

Through Games of March 17, 1917				Through Games of March 17, 1917						
Average RPI Win:	112	WON-LOST	WINNING	LAST 10	STRENGTH OF	OPP. STRENGTH	TEAM	ADJ.	CONF.	ADJ CONF.
Average RPI Loss:	20	RECORD	PCT. RANK	GAMES	SCHEDULE	OF SCHEDULE	RPI	RPI	RPI	RPI
DIV. I ONLY	25- 5	12	7- 3	13	32	11	11	3	3	
DIV. I NON-CONF.	12- 2	21	0- 1	43	53	19	19	4	4	
TOTALS	RPI 1-25	RPI 26-50	W-L RECORDS	RPI 51-100	RPI 101-150	RPI 150+				
25- 5	4- 3	3- 1	OVERALL	8- 1	3- 0	7- 0				
13- 3	3- 2	2- 1	HOME	3- 0	1- 0	4- 0				
9- 2	1- 1	0- 0	AWAY	4- 1	2- 0	2- 0				
3- 0	0- 0	1- 0	NEUTRAL	1- 0	0- 0	1- 0				
12- 2	0- 2	2- 0	NON-CONFERENCE	5- 0	0- 0	5- 0				
6- 2	0- 2	1- 0	HOME	2- 0	0- 0	3- 0				
3- 0	0- 0	0- 0	AWAY	2- 0	0- 0	1- 0				
3- 0	0- 0	1- 0	NEUTRAL	1- 0	0- 0	1- 0				
13- 3	4- 1	1- 1	CONFERENCE	3- 1	3- 0	2- 0				
7- 1	3- 0	1- 1	HOME	1- 0	1- 0	1- 0				
6- 2	1- 1	0- 0	AWAY	2- 1	2- 0	1- 0				
0- 0	0- 0	0- 0	NEUTRAL	0- 0	0- 0	0- 0				

RPI	S	Opponent	Score	RPI	S	Opponent	Score	RPI	S	Opponent	Score	RPI	S	Opponent	Score
1	H	UConn	76 78	30	H	Syracuse	77 58	51	A	Virginia	51 60	109	A	Clemson	86 27
2	A	Notre Dame	61 79	35	H	North Carolina St.	61 70	55	A	Georgia Tech	69 63	109	H	Clemson	80 47
9	H	Duke	69 45	39	N	Michigan	76 62	66	A	Minnesota	75 61	116	A	North Carolina	90 77
12	H	Louisville	72 65	41	H	James Madison	84 64	75	N	Gonzaga	87 69	156	H	Pittsburgh	79 48
13	H	Texas	88 92					79	H	Florida	83 58	173	A	Boston College	85 53
16	A	Miami (FL)	81 66					82	H	Wake Forest	102 60	180	A	UAB	93 47
16	H	Miami (FL)	80 71					89	A	Mercer	83 40	247	H	Jacksonville St.	73 62
								93	H	Jacksonville	90 47	279	H	Western Caro.	90 41
								98	A	Virginia Tech	82 54	297	H	North Florida	95 39
												341	N	Winthrop	98 35
LAST 12 Division I GAMES:															
2	A	Notre Dame	61 79	16	H	Miami (FL)	80 71								
156	H	Pittsburgh	79 48	173	A	Boston College	85 53								
109	H	Clemson	80 47	55	A	Georgia Tech	69 63								
51	A	Virginia	51 60	98	A	Virginia Tech	82 54								
13	H	Texas	88 92	30	H	Syracuse	77 58								
82	H	Wake Forest	102 60	109	A	Clemson	86 27								

Non-Div I Games:

Florida St.

Average RPI Win: <b>201</b>	WON-LOST	WINNING	LAST 10	STRENGTH OF	OPP. STRENGTH	TEAM	ADJ.	CONF.	ADJ CONF.
Average RPI Loss: <b>110</b>	RECORD	PCT. RANK	GAMES	SCHEDULE	OF SCHEDULE	RPI	RPI	RPI	RPI
DIV. I ONLY	<b>21- 10</b>	<b>87</b>	<b>6- 4</b>	<b>173</b>	<b>99</b>	<b>119</b>	<b>119</b>	<b>12</b>	<b>12</b>
DIV. I NON-CONF.	<b>9- 5</b>	<b>112</b>	<b>0- 0</b>	<b>100</b>	<b>95</b>	<b>114</b>	<b>114</b>	<b>12</b>	<b>12</b>
TOTALS	RPI 1-25	RPI 26-50	W-L RECORDS	RPI 51-100	RPI 101-150	RPI 150+			
21- 10	0- 1	2- 1	OVERALL	0- 2	4- 5	15- 1			
16- 3	0- 0	2- 0	HOME	0- 2	4- 1	10- 0			
4- 6	0- 1	0- 1	AWAY	0- 0	0- 0	4- 0			
1- 1	0- 0	0- 0	NEUTRAL	0- 0	0- 1	1- 0			
9- 5	0- 1	1- 0	NON-CONFERENCE	0- 2	2- 2	6- 0			
8- 2	0- 0	1- 0	HOME	0- 2	2- 0	5- 0			
0- 2	0- 1	0- 0	AWAY	0- 0	0- 1	0- 0			
1- 1	0- 0	0- 0	NEUTRAL	0- 0	0- 1	1- 0			
12- 5	0- 0	1- 1	CONFERENCE	0- 0	2- 3	9- 1			
8- 1	0- 0	1- 0	HOME	0- 0	2- 1	5- 0			
4- 4	0- 0	0- 1	AWAY	0- 0	0- 2	4- 1			
0- 0	0- 0	0- 0	NEUTRAL	0- 0	0- 0	0- 0			

RPI 1-25				RPI 26-50				RPI 51-100				RPI 101+ Team's RPI: 119			
RPI	S	Opponent	Score	RPI	S	Opponent	Score	RPI	S	Opponent	Score	RPI	S	Opponent	Score
2	A	Notre Dame	36 <b>67</b>	43	H	Dayton	66 52	71	H	St. John's (NY)	45 <b>59</b>	102	N	Texas Tech	50 <b>59</b>
				47	A	George Washington	46 <b>63</b>	92	H	Buffalo	54 <b>58</b>	104	A	Saint Louis	58 <b>82</b>
				50	H	Little Rock	65 43					110	A	Saint Joseph's	44 <b>47</b>
												110	H	Saint Joseph's	44 39
												127	H	Princeton	57 55
												128	H	Albany (NY)	89 82
												137	H	Duquesne	64 51
												141	H	VCU	58 <b>61</b>
												150	A	Iona	46 <b>55</b>
												166	A	La Salle	66 61
												173	H	Boston College	56 49
												195	A	George Mason	53 49
												204	N	Grambling	59 53
												231	H	Richmond	67 41
												237	H	UNC Asheville	55 42
												241	A	St. Bonaventure	60 44
												241	H	St. Bonaventure	57 45
												252	H	Furman	60 47
												259	H	Niagara	92 69
												275	H	Manhattan	63 60
												277	A	Davidson	51 <b>52</b>
												277	H	Davidson	85 72
												277	H	Davidson	62 54
												299	A	Rhode Island	74 69
												306	H	Massachusetts	74 43
LAST 12 Division I GAMES:															
277	H	Davidson	62 54	241	H	St. Bonaventure	57 45								
166	A	La Salle	66 61	47	A	George Washington	46 <b>63</b>								
43	H	Dayton	66 52	104	A	Saint Louis	58 <b>82</b>								
277	A	Davidson	51 <b>52</b>	141	H	VCU	58 <b>61</b>								
306	H	Massachusetts	74 43	110	A	Saint Joseph's	44 <b>47</b>								
110	H	Saint Joseph's	44 39	241	A	St. Bonaventure	60 44								

Non-Div I Games:

Fordham

■ Loss, 
 ■ Non-Conf, S Site, 
 ■ Home 
 ■ Away 
 N Neutral

## Fort Wayne

## Through Games Of March 2, 2017

Average RPI Win:	265	WON-LOST	WINNING	LAST 10	STRENGTH OF	OPP. STRENGTH	TEAM	ADJ.	CONF.	ADJ CONF.
Average RPI Loss:	149	RECORD	PCT. RANK	GAMES	SCHEDULE	OF SCHEDULE	RPI	RPI	RPI	RPI
DIV. I ONLY	4- 23	329	2- 8	184	165	318	318	11	11	
DIV. I NON-CONF.	2- 9	293	0- 0	275	257	313	313	10	10	
TOTALS	RPI 1-25	RPI 26-50	W-L RECORDS	RPI 51-100	RPI 101-150	RPI 150+				
4- 23	0- 0	0- 2	OVERALL	0- 7	0- 3	4- 11				
2- 9	0- 0	0- 1	HOME	0- 4	0- 1	2- 3				
1- 13	0- 0	0- 1	AWAY	0- 3	0- 2	1- 7				
1- 1	0- 0	0- 0	NEUTRAL	0- 0	0- 0	1- 1				
2- 9	0- 0	0- 0	NON-CONFERENCE	0- 1	0- 3	2- 5				
0- 3	0- 0	0- 0	HOME	0- 1	0- 1	0- 1				
1- 5	0- 0	0- 0	AWAY	0- 0	0- 2	1- 3				
1- 1	0- 0	0- 0	NEUTRAL	0- 0	0- 0	1- 1				
2- 14	0- 0	0- 2	CONFERENCE	0- 6	0- 0	2- 6				
2- 6	0- 0	0- 1	HOME	0- 3	0- 0	2- 2				
0- 8	0- 0	0- 1	AWAY	0- 3	0- 0	0- 4				
0- 0	0- 0	0- 0	NEUTRAL	0- 0	0- 0	0- 0				

RPI S	Opponent	Score	RPI S	Opponent	Score	RPI S	Opponent	Score	RPI S	Opponent	Score	Team's RPI: 318
33	A South Dakota St.	51 73	33	H South Dakota St.	59 76	59	H Belmont	59 85	105	A Kent St.	55 66	
						60	A IUPUI	55 66	135	A Wright St.	51 62	
						60	H IUPUI	48 62	145	H Oakland	61 82	
						61	A South Dakota	59 87	152	A Oral Roberts	56 82	
						61	H South Dakota	55 82	152	H Oral Roberts	59 75	
						69	A Western Ill.	51 77	158	A Omaha	49 63	
						69	H Western Ill.	53 75	158	H Omaha	65 62	
									184	A Western Mich.	35 61	
									205	A Illinois	33 56	
									239	N Miami (OH)	47 69	
									255	H Coastal Caro.	57 72	
									267	A Butler	64 70	
									282	N Eastern Ky.	68 59	
									300	A North Dakota St.	56 68	
									300	H North Dakota St.	72 68	
									308	A Denver	50 78	
									308	H Denver	72 78	
									321	A Ill.-Chicago	61 55	
LAST 12 Division I GAMES:												
60	A IUPUI	55 66	308	A Denver	50 78							
69	A Western Ill.	51 77	60	H IUPUI	48 62							
33	H South Dakota St.	59 76	158	H Omaha	65 62							
158	A Omaha	49 63	152	H Oral Roberts	59 75							
300	H North Dakota St.	72 68	61	A South Dakota	59 87							
61	H South Dakota	55 82	308	H Denver	72 78							

Non-Div I Games: Defiance 76 58 Trine 71 80

Fort Wayne

Loss, Non-Conf, S Site, H Home A Away N Neutral

Fresno St.

Through Games Of March 2, 2017

Average RPI Win:	235	WON-LOST	WINNING	LAST 10	STRENGTH OF	OPP. STRENGTH	TEAM	ADJ.	CONF.	ADJ CONF.
Average RPI Loss:	112	RECORD	PCT. RANK	GAMES	SCHEDULE	OF SCHEDULE	RPI	RPI	RPI	RPI
DIV. I ONLY	13- 13	169	5- 5	165	147	177	177	13	13	
DIV. I NON-CONF.	5- 4	143	0- 0	138	175	142	142	16	16	
TOTALS	RPI 1-25	RPI 26-50	W-L RECORDS	RPI 51-100	RPI 101-150	RPI 150+				
13- 13	0- 1	0- 2	OVERALL	2- 4	1- 2	10- 4				
6- 7	0- 0	0- 1	HOME	1- 2	1- 1	4- 3				
5- 6	0- 1	0- 1	AWAY	0- 2	0- 1	5- 1				
2- 0	0- 0	0- 0	NEUTRAL	1- 0	0- 0	1- 0				
5- 4	0- 1	0- 0	NON-CONFERENCE	1- 1	1- 0	3- 2				
1- 3	0- 0	0- 0	HOME	0- 1	1- 0	0- 2				
2- 1	0- 1	0- 0	AWAY	0- 0	0- 0	2- 0				
2- 0	0- 0	0- 0	NEUTRAL	1- 0	0- 0	1- 0				
8- 9	0- 0	0- 2	CONFERENCE	1- 3	0- 2	7- 2				
5- 4	0- 0	0- 1	HOME	1- 1	0- 1	4- 1				
3- 5	0- 0	0- 1	AWAY	0- 2	0- 1	3- 1				
0- 0	0- 0	0- 0	NEUTRAL	0- 0	0- 0	0- 0				

RPI 1-25				RPI 26-50				RPI 51-100				RPI 101+ Team's RPI: 177			
RPI	S	Opponent	Score	RPI	S	Opponent	Score	RPI	S	Opponent	Score	RPI	S	Opponent	Score
7	A	Washington	54 85	48	A	Colorado St.	56 73	58	A	Boise St.	66 67	136	H	San Francisco	61 48
				48	H	Colorado St.	64 66	58	H	Boise St.	48 66	142	A	New Mexico	57 66
								59	N	Belmont	62 53	142	H	New Mexico	54 80
								74	H	Utah	55 65	159	H	CSUN	57 61
								90	A	Wyoming	48 70	187	H	Utah St.	47 52
								90	H	Wyoming	52 47	208	A	San Jose St.	68 77
												208	H	San Jose St.	88 74
												235	H	UC Santa Barbara	49 50
												244	A	Pacific	74 67
												251	A	Weber St.	60 57
												265	A	San Diego St.	59 51
												265	H	San Diego St.	59 50
												286	A	Nevada	71 70
												286	H	Nevada	68 54
												323	A	Air Force	72 56
												323	H	Air Force	63 40
												325	N	UC Irvine	63 45
LAST 12 Division I GAMES:															
				58	H	Boise St.	48 66	265	A	San Diego St.	59 51				
				265	H	San Diego St.	59 50	323	A	Air Force	72 56				
				142	A	New Mexico	57 66	187	H	Utah St.	47 52				
				208	A	San Jose St.	68 77	286	H	Nevada	68 54				
				48	H	Colorado St.	64 66	48	A	Colorado St.	56 73				
				90	H	Wyoming	52 47	58	A	Boise St.	66 67				

Non-Div I Games: Biola 71 50 Cal St. Dom. Hills 73 60

Fresno St.

Loss, Non-Conf, S Site, H Home A Away N Neutral



Average RPI Win:	244	WON-LOST	WINNING	LAST 10	STRENGTH OF	OPP. STRENGTH	TEAM	ADJ.	CONF.	ADJ CONF.
Average RPI Loss:	158	RECORD	PCT. RANK	GAMES	SCHEDULE	OF SCHEDULE	RPI	RPI	RPI	RPI
DIV. I ONLY	11- 17	234	3- 7	222	209	252	252	17	17	
DIV. I NON-CONF.	4- 9	248	0- 1	281	203	310	310	20	20	
TOTALS	RPI 1-25	RPI 26-50	W-L RECORDS	RPI 51-100	RPI 101-150	RPI 150+				
11- 17	0- 0	0- 1	OVERALL	1- 5	0- 3	10- 8				
9- 4	0- 0	0- 0	HOME	1- 1	0- 1	8- 2				
2- 11	0- 0	0- 1	AWAY	0- 0	0- 0	2- 0				
0- 2	0- 0	0- 0	NEUTRAL	0- 0	0- 1	0- 1				
4- 9	0- 0	0- 1	NON-CONFERENCE	0- 2	0- 3	4- 3				
4- 2	0- 0	0- 0	HOME	0- 0	0- 1	4- 1				
0- 6	0- 0	0- 1	AWAY	0- 2	0- 1	0- 2				
0- 1	0- 0	0- 0	NEUTRAL	0- 0	0- 1	0- 0				
7- 8	0- 0	0- 0	CONFERENCE	1- 3	0- 0	6- 5				
5- 2	0- 0	0- 0	HOME	1- 1	0- 0	4- 1				
2- 5	0- 0	0- 0	AWAY	0- 2	0- 0	2- 3				
0- 1	0- 0	0- 0	NEUTRAL	0- 0	0- 0	0- 1				

RPI 1-25	RPI 26-50	RPI 51-100	RPI 101+	Team's RPI: 252
RPI S Opponent Score	RPI S Opponent Score	RPI S Opponent Score	RPI S Opponent Score	Score
	37 A Central Mich. 71 81	81 A Chattanooga 43 66	119 A Fordham 47 60	
		81 H Chattanooga 65 48	138 N Eastern Wash. 56 68	
		82 A Wake Forest 52 59	141 H VCU 61 75	
		84 A Georgia 62 67	201 A UNCG 52 65	
		89 A Mercer 52 76	201 H UNCG 65 55	
		89 H Mercer 47 68	201 N UNCG 63 68	
			203 A ETSU 66 75	
			203 H ETSU 64 74	
			225 A UNCW 52 56	
			227 A Samford 54 50	
			227 H Samford 53 48	
			231 H Richmond 48 54	
			236 A Wofford 69 49	
			236 H Wofford 65 60	
			237 H UNC Asheville 63 51	
			277 A Davidson 61 71	
			279 A Western Caro. 72 75	
			279 H Western Caro. 73 44	
			313 H Gardner-Webb 84 62	
			319 H USC Upstate 57 37	
			332 H N.C. Central 60 40	
LAST 12 Division I GAMES:				
201 N UNCG 63 68	236 H Wofford 65 60			
37 A Central Mich. 71 81	201 A UNCG 52 65			
203 A ETSU 66 75	279 A Western Caro. 72 75			
81 A Chattanooga 43 66	81 H Chattanooga 65 48			
89 H Mercer 47 68	203 H ETSU 64 74			
227 H Samford 53 48	227 A Samford 54 50			

Non-Div I Games: Bob Jones 95 45 Mars Hill 81 46 Newberry 67 41

Furman

Loss, Non-Conf, S Site, H Home A Away N Neutral

Average RPI Win: 266		WON-LOST	WINNING	LAST 10	STRENGTH OF	OPP. STRENGTH	TEAM	ADJ.	CONF.	ADJ CONF.
Average RPI Loss: 149		RECORD	PCT. RANK	GAMES	SCHEDULE	OF SCHEDULE	RPI	RPI	RPI	RPI
DIV. I ONLY		12- 15	208	6- 4	232	272	222	222	21	21
DIV. I NON-CONF.		3- 7	250	0- 0	169	325	254	254	19	19
TOTALS		RPI 1-25	RPI 26-50	W-L RECORDS	RPI 51-100	RPI 101-150	RPI 150+			
12- 15	0- 0		0- 1	OVERALL	0- 3	2- 6	10- 5			
7- 6	0- 0		0- 0	HOME	0- 2	2- 2	5- 2			
5- 9	0- 0		0- 1	AWAY	0- 1	0- 4	5- 3			
0- 0	0- 0		0- 0	NEUTRAL	0- 0	0- 0	0- 0			
3- 7	0- 0		0- 0	NON-CONFERENCE	0- 2	0- 3	3- 2			
2- 2	0- 0		0- 0	HOME	0- 1	0- 1	2- 0			
1- 5	0- 0		0- 0	AWAY	0- 1	0- 2	1- 2			
0- 0	0- 0		0- 0	NEUTRAL	0- 0	0- 0	0- 0			
9- 8	0- 0		0- 1	CONFERENCE	0- 1	2- 3	7- 3			
5- 4	0- 0		0- 0	HOME	0- 1	2- 1	3- 2			
4- 4	0- 0		0- 1	AWAY	0- 0	0- 2	4- 1			
0- 0	0- 0		0- 0	NEUTRAL	0- 0	0- 0	0- 0			

[illegible]

Non-Div I Games:	Thomas (GA)	106	43
------------------	-------------	-----	----

Ga. Southern

Loss, Non-Conf, S Site, H Home A Away N Neutral

Average RPI Win:	307	WON-LOST	WINNING	LAST 10	STRENGTH OF	OPP. STRENGTH	TEAM	ADJ.	CONF.	ADJ CONF.
Average RPI Loss:	200	RECORD	PCT. RANK	GAMES	SCHEDULE	OF SCHEDULE	RPI	RPI	RPI	RPI
DIV. I ONLY	8- 17	272	3- 7	322	309	313	313	28	28	
DIV. I NON-CONF.	2- 6	275	0- 0	317	222	290	290	28	28	
TOTALS	RPI 1-25	RPI 26-50	W-L RECORDS	RPI 51-100	RPI 101-150	RPI 150+				
8- 17	0- 0	0- 0	OVERALL	0- 1	0- 3	8- 13				
4- 5	0- 0	0- 0	HOME	0- 0	0- 1	4- 4				
4- 10	0- 0	0- 0	AWAY	0- 1	0- 1	4- 3				
0- 2	0- 0	0- 0	NEUTRAL	0- 0	0- 0	0- 2				
2- 6	0- 0	0- 0	NON-CONFERENCE	0- 1	0- 1	2- 4				
0- 0	0- 0	0- 0	HOME	0- 0	0- 0	0- 0				
2- 4	0- 0	0- 0	AWAY	0- 1	0- 1	2- 2				
0- 2	0- 0	0- 0	NEUTRAL	0- 0	0- 0	0- 2				
6- 11	0- 0	0- 0	CONFERENCE	0- 0	0- 2	6- 9				
4- 5	0- 0	0- 0	HOME	0- 0	0- 1	4- 4				
2- 6	0- 0	0- 0	AWAY	0- 0	0- 1	2- 5				
0- 0	0- 0	0- 0	NEUTRAL	0- 0	0- 0	0- 0				

RPI 1-25			RPI 26-50			RPI 51-100			RPI 101+			Team's RPI: 313		
RPI	S	Opponent	Score	RPI	S	Opponent	Score	RPI	S	Opponent	Score			
								98	A	Virginia Tech	42	76		
										111	A	UCF	52	66
										123	A	Radford	57	67
										123	H	Radford	42	51
										180	N	UAB	49	59
										182	A	Campbell	56	67
										182	H	Campbell	61	73
										214	N	Appalachian St.	67	72
										233	A	Presbyterian	47	58
										233	H	Presbyterian	55	56
										236	A	Wofford	66	75
										237	H	UNC Asheville	55	52
										243	A	High Point	69	71
										243	H	High Point	65	84
										246	A	Liberty	63	66
										246	H	Liberty	84	82
										252	A	Furman	62	84
										253	A	Charleston So.	57	64
										253	H	Charleston So.	48	51
										279	A	Western Caro.	68	60
										319	A	USC Upstate	57	53
										341	A	Winthrop	89	54
										341	H	Winthrop	63	57
										345	A	Longwood	77	43
										345	H	Longwood	89	55
LAST 12 Division I GAMES:														
253	H	Charleston So.	48	51	345	H	Longwood	89	55					
182	A	Campbell	56	67	246	A	Liberty	63	66					
123	H	Radford	42	51	341	A	Winthrop	89	54					
341	H	Winthrop	63	57	182	H	Campbell	61	73					
233	A	Presbyterian	47	58	253	A	Charleston So.	57	64					
243	H	High Point	65	84	243	A	High Point	69	71					

Non-Div I Games: Montreat 92 45 Southern Wesleyan 86 62 Converse 68 38

Gardner-Webb

## George Mason

Through Games Of March 2, 2017

Average RPI Win: <b>241</b>	WON-LOST	WINNING	LAST 10	STRENGTH OF	OPP. STRENGTH	TEAM	ADJ.	CONF.	ADJ CONF.
Average RPI Loss: <b>124</b>	RECORD	PCT. RANK	GAMES	SCHEDULE	OF SCHEDULE	RPI	RPI	RPI	RPI
DIV. I ONLY	13- 17	211	3- 7	164	159	195	195	12	12
DIV. I NON-CONF.	7- 6	157	0- 0	153	279	141	141	12	12
<hr/>									
TOTALS	RPI 1-25	RPI 26-50	W-L RECORDS	RPI 51-100	RPI 101-150	RPI 150+			
13- 17	0- 0	0- 3	OVERALL	0- 3	3- 7	10- 4			
7- 6	0- 0	0- 2	HOME	0- 1	3- 2	4- 1			
6- 10	0- 0	0- 1	AWAY	0- 1	0- 5	6- 3			
0- 1	0- 0	0- 0	NEUTRAL	0- 1	0- 0	0- 0			
7- 6	0- 0	0- 0	NON-CONFERENCE	0- 3	2- 2	5- 1			
3- 2	0- 0	0- 0	HOME	0- 1	2- 1	1- 0			
4- 3	0- 0	0- 0	AWAY	0- 1	0- 1	4- 1			
0- 1	0- 0	0- 0	NEUTRAL	0- 1	0- 0	0- 0			
6- 11	0- 0	0- 3	CONFERENCE	0- 0	1- 5	5- 3			
4- 4	0- 0	0- 2	HOME	0- 0	1- 1	3- 1			
2- 7	0- 0	0- 1	AWAY	0- 0	0- 4	2- 2			
0- 0	0- 0	0- 0	NEUTRAL	0- 0	0- 0	0- 0			

RPI 1-25			RPI 26-50			RPI 51-100			RPI 101+ Team's RPI: 195		
RPI	S	Opponent	Score	RPI	S	Opponent	Score	RPI	S	Opponent	Score
				43	H	Dayton	48 <b>60</b>	63	A	Georgetown	56 <b>69</b>
				47	A	George Washington	49 <b>80</b>	78	N	Drexel	71 <b>82</b>
				47	H	George Washington	71 <b>79</b>	91	H	SFA	76 <b>77</b>
<hr/>											
LAST 12 Division I GAMES:											
				137	A	Duquesne	55 <b>66</b>	137	A	Duquesne	57 <b>76</b>
				110	A	Saint Joseph's	53 <b>57</b>	166	A	La Salle	57 <b>59</b>
				47	A	George Washington	49 <b>80</b>	43	H	Dayton	48 <b>60</b>
				299	H	Rhode Island	60 51	231	A	Richmond	54 50
				231	H	Richmond	58 <b>70</b>	277	A	Davidson	54 <b>58</b>
				277	H	Davidson	59 55	141	H	VCU	70 59
								299	H	Rhode Island	60 51
								305	A	FIU	67 51
								306	A	Massachusetts	66 55
								312	A	Illinois St.	72 46
								334	A	LIU Brooklyn	64 48

Non-Div I Games:

George Mason

■ Loss, 
 ■ Non-Conf, 
 ■ S Site, 
 ■ H Home 
 ■ A Away 
 N Neutral

## George Washington

Through Games Of March 2, 2017

Average RPI Win:	177	WON-LOST	WINNING	LAST 10	STRENGTH OF	OPP. STRENGTH	TEAM	ADJ.	CONF.	ADJ CONF.
Average RPI Loss:	76	RECORD	PCT. RANK	GAMES	SCHEDULE	OF SCHEDULE	RPI	RPI	RPI	RPI
DIV. I ONLY	20- 8	62	8- 2	81	91	47	47	12	12	
DIV. I NON-CONF.	7- 5	137	0- 0	47	28	69	69	12	12	
TOTALS	RPI 1-25	RPI 26-50	W-L RECORDS	RPI 51-100	RPI 101-150	RPI 150+				
20- 8	0- 1	2- 3	OVERALL	1- 1	6- 2	11- 1				
11- 2	0- 1	1- 0	HOME	0- 0	4- 1	6- 0				
7- 5	0- 0	0- 2	AWAY	1- 1	1- 1	5- 1				
2- 1	0- 0	1- 1	NEUTRAL	0- 0	1- 0	0- 0				
7- 5	0- 1	1- 2	NON-CONFERENCE	1- 1	2- 0	3- 1				
4- 1	0- 1	0- 0	HOME	0- 0	1- 0	3- 0				
1- 3	0- 0	0- 1	AWAY	1- 1	0- 0	0- 1				
2- 1	0- 0	1- 1	NEUTRAL	0- 0	1- 0	0- 0				
13- 3	0- 0	1- 1	CONFERENCE	0- 0	4- 2	8- 0				
7- 1	0- 0	1- 0	HOME	0- 0	3- 1	3- 0				
6- 2	0- 0	0- 1	AWAY	0- 0	1- 1	5- 0				
0- 0	0- 0	0- 0	NEUTRAL	0- 0	0- 0	0- 0				

RPI 1-25				RPI 26-50				Team's RPI: 47	RPI 51-100				RPI 101+			
RPI	S	Opponent	Score	RPI	S	Opponent	Score		RPI	S	Opponent	Score	RPI	S	Opponent	Score
8	H	Stanford	52 71	30	N	Syracuse	71 74		56	A	Villanova	72 69	103	N	FGCU	76 47
				33	A	South Dakota St.	55 60		63	A	Georgetown	57 72	104	A	Saint Louis	59 67
				42	N	Western Ky.	68 49						110	H	Saint Joseph's	53 44
				43	A	Dayton	48 50						119	H	Fordham	63 46
				43	H	Dayton	52 39						127	H	Princeton	56 45
													137	A	Duquesne	75 40
													137	H	Duquesne	63 73
													141	H	VCU	81 67
													166	A	La Salle	79 65
													192	A	American	61 66
													195	A	George Mason	79 71
													195	H	George Mason	80 49
													205	H	Illinois	72 56
													231	A	Richmond	63 44
													241	H	St. Bonaventure	63 57
													270	H	Loyola Maryland	74 64
													277	H	Davidson	76 62
													284	H	Coppin St.	77 46
													299	A	Rhode Island	72 44
													306	A	Massachusetts	60 54
LAST 12 Division I GAMES:																
231	A	Richmond	63 44	119	H	Fordham	63 46									
195	H	George Mason	80 49	137	H	Duquesne	63 73									
241	H	St. Bonaventure	63 57	104	A	Saint Louis	59 67									
43	H	Dayton	52 39	306	A	Massachusetts	60 54									
299	A	Rhode Island	72 44	277	H	Davidson	76 62									
166	A	La Salle	79 65	195	A	George Mason	79 71									

Non-Div I Games:

George Washington

■ Loss, 
 ■ Non-Conf, 
 ■ S Site, 
 ■ Home 
 ■ A Away 
 N Neutral

## Georgetown

## Through Games Of March 2, 2017

Average RPI Win:	176	WON-LOST	WINNING	LAST 10	STRENGTH OF	OPP. STRENGTH	TEAM	ADJ.	CONF.	ADJ CONF.
Average RPI Loss:	46	RECORD	PCT. RANK	GAMES	SCHEDULE	OF SCHEDULE	RPI	RPI	RPI	RPI
DIV. I ONLY	17- 11	115	6- 4	66	70	63	63	7	7	
DIV. I NON-CONF.	8- 2	49	0- 0	93	70	22	22	7	7	
TOTALS	RPI 1-25	RPI 26-50	W-L RECORDS	RPI 51-100	RPI 101-150	RPI 150+				
17- 11	0- 4	1- 2	OVERALL	2- 5	3- 0	11- 0				
8- 4	0- 2	1- 1	HOME	1- 1	1- 0	5- 0				
7- 7	0- 2	0- 1	AWAY	0- 4	1- 0	6- 0				
2- 0	0- 0	0- 0	NEUTRAL	1- 0	1- 0	0- 0				
8- 2	0- 0	1- 0	NON-CONFERENCE	1- 2	3- 0	3- 0				
3- 0	0- 0	1- 0	HOME	0- 0	1- 0	1- 0				
3- 2	0- 0	0- 0	AWAY	0- 2	1- 0	2- 0				
2- 0	0- 0	0- 0	NEUTRAL	1- 0	1- 0	0- 0				
9- 9	0- 4	0- 2	CONFERENCE	1- 3	0- 0	8- 0				
5- 4	0- 2	0- 1	HOME	1- 1	0- 0	4- 0				
4- 5	0- 2	0- 1	AWAY	0- 2	0- 0	4- 0				
0- 0	0- 0	0- 0	NEUTRAL	0- 0	0- 0	0- 0				

RPI 1-25				RPI 26-50				RPI 51-100 Team's RPI: 63				RPI 101+			
RPI	S	Opponent	Score	RPI	S	Opponent	Score	RPI	S	Opponent	Score	RPI	S	Opponent	Score
15	A	DePaul	70 79	36	A	Marquette	70 80	56	A	Villanova	50 71	126	H	Alabama	70 59
15	H	DePaul	53 76	36	H	Marquette	77 84	56	H	Villanova	54 49	133	A	Delaware	54 46
21	A	Creighton	68 70	47	H	George Washington	72 57	66	A	Minnesota	60 68	135	N	Wright St.	67 60
21	H	Creighton	59 67					71	A	St. John's (NY)	54 65	186	A	Providence	71 39
								71	H	St. John's (NY)	66 71	186	H	Providence	72 70
								85	N	Penn St.	68 54	190	A	Xavier	69 64
								98	A	Virginia Tech	63 73	190	H	Xavier	81 63
												195	H	George Mason	69 56
												202	A	Towson	75 59
												211	A	Seton Hall	77 60
												211	H	Seton Hall	77 58
												267	A	Butler	58 52
												267	H	Butler	83 72
												305	A	FIU	66 53
LAST 12 Division I GAMES:															
15	A	DePaul	70 79	21	H	Creighton	59 67								
36	A	Marquette	70 80	186	H	Providence	72 70								
190	H	Xavier	81 63	56	H	Villanova	54 49								
267	H	Butler	83 72	267	A	Butler	58 52								
71	A	St. John's (NY)	54 65	190	A	Xavier	69 64								
211	A	Seton Hall	77 60	211	H	Seton Hall	77 58								

Non-Div I Games:

Georgetown

■ Loss, 
 ■ Non-Conf, 
 ■ S Site, 
 ■ H Home 
 ■ A Away 
 N Neutral

## Georgia

Through Games Of March 2, 2017

Average RPI Win:	133	WON-LOST	WINNING	LAST 10	STRENGTH OF	OPP. STRENGTH	TEAM	ADJ.	CONF.	ADJ CONF.
Average RPI Loss:	55	RECORD	PCT. RANK	GAMES	SCHEDULE	OF SCHEDULE	RPI	RPI	RPI	RPI
DIV. I ONLY	16- 14	158	6- 4	50	17	84	84	2	2	
DIV. I NON-CONF.	8- 5	125	0- 0	173	97	146	146	2	2	
TOTALS	RPI 1-25	RPI 26-50	W-L RECORDS	RPI 51-100	RPI 101-150	RPI 150+				
16- 14	2- 6	3- 1	OVERALL	3- 5	2- 1	6- 1				
11- 5	2- 2	1- 0	HOME	2- 2	2- 0	4- 1				
3- 8	0- 4	1- 0	AWAY	0- 3	0- 1	2- 0				
2- 1	0- 0	1- 1	NEUTRAL	1- 0	0- 0	0- 0				
8- 5	0- 0	0- 1	NON-CONFERENCE	3- 3	0- 0	5- 1				
6- 2	0- 0	0- 0	HOME	2- 1	0- 0	4- 1				
1- 2	0- 0	0- 0	AWAY	0- 2	0- 0	1- 0				
1- 1	0- 0	0- 1	NEUTRAL	1- 0	0- 0	0- 0				
8- 9	2- 6	3- 0	CONFERENCE	0- 2	2- 1	1- 0				
5- 3	2- 2	1- 0	HOME	0- 1	2- 0	0- 0				
2- 6	0- 4	1- 0	AWAY	0- 1	0- 1	1- 0				
1- 0	0- 0	1- 0	NEUTRAL	0- 0	0- 0	0- 0				

RPI	S	Opponent	Score	RPI	S	Opponent	Score	RPI	S	Opponent	Score	RPI	S	Opponent	Score
3	A	South Carolina	63 66	32	H	LSU	70 65	51	H	Virginia	43 66	107	H	Vanderbilt	70 68
3	H	South Carolina	44 62	34	N	South Fla.	65 81	55	A	Georgia Tech	45 52	122	A	Ole Miss	62 69
5	A	Mississippi St.	49 58	44	A	Auburn	57 51	66	N	Minnesota	70 58	126	H	Alabama	71 65
14	A	Kentucky	61 82	44	N	Auburn	56 52	68	A	Oklahoma St.	51 71	165	A	Cincinnati	51 48
14	H	Kentucky	56 66					79	A	Florida	58 65	169	A	Arkansas	69 66
19	A	Missouri	45 63					79	H	Florida	68 76	227	H	Samford	59 65
22	H	Tennessee	81 78					86	H	BYU	81 51	252	H	Furman	67 62
25	H	Texas A&M	69 59					89	H	Mercer	72 64	278	H	Kennesaw St.	82 40
												279	H	Western Caro.	78 43
												348	H	South Carolina St.	64 50
LAST 12 Division I GAMES:															
44	N	Auburn	56 52	14	H	Kentucky	56 66								
79	A	Florida	58 65	22	H	Tennessee	81 78								
126	H	Alabama	71 65	169	A	Arkansas	69 66								
32	H	LSU	70 65	122	A	Ole Miss	62 69								
5	A	Mississippi St.	49 58	3	H	South Carolina	44 62								
44	A	Auburn	57 51	79	H	Florida	68 76								

Non-Div I Games:

Georgia

■ Loss, 
 ■ Non-Conf, S Site, 
 ■ Home 
 ■ Away 
 N Neutral

Average RPI Win:	214	WON-LOST	WINNING	LAST 10	STRENGTH OF	OPP. STRENGTH	TEAM	ADJ.	CONF.	ADJ CONF.
Average RPI Loss:	178	RECORD	PCT. RANK	GAMES	SCHEDULE	OF SCHEDULE	RPI	RPI	RPI	RPI
DIV. I ONLY	10- 17	249	6- 4	262	207	254	254	21	21	
DIV. I NON-CONF.	3- 7	250	0- 0	210	154	264	264	19	19	
TOTALS	RPI 1-25	RPI 26-50	W-L RECORDS	RPI 51-100	RPI 101-150	RPI 150+				
10- 17	0- 0	0- 2	OVERALL	1- 2	1- 5	8- 8				
3- 9	0- 0	0- 1	HOME	1- 0	0- 3	2- 5				
6- 6	0- 0	0- 1	AWAY	0- 1	1- 2	5- 2				
1- 2	0- 0	0- 0	NEUTRAL	0- 1	0- 0	1- 1				
3- 7	0- 0	0- 1	NON-CONFERENCE	0- 2	0- 1	3- 3				
1- 3	0- 0	0- 1	HOME	0- 0	0- 0	1- 2				
1- 2	0- 0	0- 0	AWAY	0- 1	0- 1	1- 0				
1- 2	0- 0	0- 0	NEUTRAL	0- 1	0- 0	1- 1				
7- 10	0- 0	0- 1	CONFERENCE	1- 0	1- 4	5- 5				
2- 6	0- 0	0- 0	HOME	1- 0	0- 3	1- 3				
5- 4	0- 0	0- 1	AWAY	0- 0	1- 1	4- 2				
0- 0	0- 0	0- 0	NEUTRAL	0- 0	0- 0	0- 0				

RPI S	Opponent	Score	RPI S	Opponent	Score	RPI S	Opponent	Score	RPI S	Opponent	Score	Team's RPI: 254
28	H Elon	67 84	55	A Georgia Tech	42 73	121	A Troy	68 65				
50	A Little Rock	45 52	85	N Penn St.	42 69	121	H Troy	69 87				
			99	H UT Arlington	64 59	126	A Alabama	57 80				
						146	A Louisiana	65 72				
						146	H Louisiana	64 70				
						148	H Texas St.	51 62				
						185	A Morehead St.	68 50				
						192	N American	59 58				
						214	A Appalachian St.	59 55				
						214	H Appalachian St.	63 67				
						222	A Ga. Southern	58 54				
						225	H UNCW	66 72				
						240	A South Ala.	55 45				
						240	H South Ala.	47 77				
						242	H Akron	66 78				
						255	A Coastal Caro.	69 48				
						255	H Coastal Caro.	67 73				
						278	H Kennesaw St.	62 59				
						289	N Eastern Mich.	59 69				
						320	A Arkansas St.	57 59				
						335	A La.-Monroe	63 72				
						335	H La.-Monroe	87 35				
LAST 12 Division I GAMES:												
50	A Little Rock	45 52	146	H Louisiana	64 70							
320	A Arkansas St.	57 59	335	H La.-Monroe	87 35							
99	H UT Arlington	64 59	121	A Troy	68 65							
148	H Texas St.	51 62	240	A South Ala.	55 45							
214	A Appalachian St.	59 55	255	H Coastal Caro.	67 73							
255	A Coastal Caro.	69 48	214	H Appalachian St.	63 67							

Non-Div I Games: Allen 96 58

Georgia St.



Average RPI Win:	138	WON-LOST	WINNING	LAST 10	STRENGTH OF	OPP. STRENGTH	TEAM	ADJ.	CONF.	ADJ CONF.
Average RPI Loss:	45	RECORD	PCT. RANK	GAMES	SCHEDULE	OF SCHEDULE	RPI	RPI	RPI	RPI
DIV. I ONLY	17- 14	152	4- 6	19	33	55	55	3	3	
DIV. I NON-CONF.	11- 2	23	0- 0	62	111	27	27	4	4	
TOTALS	RPI 1-25	RPI 26-50	W-L RECORDS	RPI 51-100	RPI 101-150	RPI 150+				
17- 14	1- 7	2- 2	OVERALL	4- 2	2- 3	8- 0				
11- 5	0- 3	1- 2	HOME	3- 0	2- 0	5- 0				
3- 8	0- 3	0- 0	AWAY	1- 2	0- 3	2- 0				
3- 1	1- 1	1- 0	NEUTRAL	0- 0	0- 0	1- 0				
11- 2	1- 0	1- 1	NON-CONFERENCE	3- 0	1- 1	5- 0				
7- 1	0- 0	0- 1	HOME	2- 0	1- 0	4- 0				
2- 1	0- 0	0- 0	AWAY	1- 0	0- 1	1- 0				
2- 0	1- 0	1- 0	NEUTRAL	0- 0	0- 0	0- 0				
6- 12	0- 7	1- 1	CONFERENCE	1- 2	1- 2	3- 0				
4- 4	0- 3	1- 1	HOME	1- 0	1- 0	1- 0				
1- 7	0- 3	0- 0	AWAY	0- 2	0- 2	1- 0				
1- 1	0- 1	0- 0	NEUTRAL	0- 0	0- 0	1- 0				

RPI 1-25				RPI 26-50				RPI 51-100 Team's RPI: 55				RPI 101+			
RPI	S	Opponent	Score	RPI	S	Opponent	Score	RPI	S	Opponent	Score	RPI	S	Opponent	Score
2	A	Notre Dame	69 90	30	H	Syracuse	75 66	51	A	Virginia	64 65	109	A	Clemson	61 62
2	H	Notre Dame	38 55	35	H	North Carolina St.	67 75	77	A	Middle Tenn.	61 60	109	H	Clemson	72 58
9	H	Duke	68 75	39	H	Michigan	52 92	82	A	Wake Forest	65 70	116	A	North Carolina	88 89
11	H	Florida St.	63 69	43	N	Dayton	81 68	84	H	Georgia	52 45	126	A	Alabama	65 67
12	A	Louisville	51 91					89	H	Mercer	70 50	127	H	Princeton	67 51
16	A	Miami (FL)	70 75					98	H	Virginia Tech	87 81	156	H	Pittsburgh	71 57
16	N	Miami (FL)	71 87									173	A	Boston College	71 67
19	N	Missouri	72 70									173	N	Boston College	71 67
												200	H	Alabama St.	70 48
												214	H	Appalachian St.	81 52
												227	H	Samford	62 57
												254	H	Georgia St.	73 42
												278	A	Kennesaw St.	86 49
LAST 12 Division I GAMES:															
		16 N Miami (FL)	71 87			2 A Notre Dame	69 90								
		173 N Boston College	71 67			35 H North Carolina St.	67 75								
		16 A Miami (FL)	70 75			98 H Virginia Tech	87 81								
		109 H Clemson	72 58			51 A Virginia	64 65								
		156 H Pittsburgh	71 57			109 A Clemson	61 62								
		116 A North Carolina	88 89			11 H Florida St.	63 69								

Non-Div I Games:

Georgia Tech

■ Loss, 
 ■ Non-Conf, 
 S Site, 
 ■ Home 
 ■ Away 
 N Neutral

## Gonzaga

Through Games Of March 2, 2017

Average RPI Win: <b>196</b>	WON-LOST	WINNING	LAST 10	STRENGTH OF	OPP. STRENGTH	TEAM	ADJ.	CONF.	ADJ CONF.
Average RPI Loss: <b>138</b>	RECORD	PCT. RANK	GAMES	SCHEDULE	OF SCHEDULE	RPI	RPI	RPI	RPI
DIV. I ONLY	23- 6	25	8- 2	234	113	75	75	15	15
DIV. I NON-CONF.	9- 2	37	0- 0	197	45	70	70	13	13
TOTALS	RPI 1-25	RPI 26-50	W-L RECORDS	RPI 51-100	RPI 101-150	RPI 150+			
23- 6	1- 1	0- 1	OVERALL	3- 1	4- 1	15- 2			
14- 1	0- 0	0- 0	HOME	3- 0	2- 0	9- 1			
8- 3	1- 0	0- 0	AWAY	0- 1	2- 1	5- 1			
1- 2	0- 1	0- 1	NEUTRAL	0- 0	0- 0	1- 0			
9- 2	1- 1	0- 1	NON-CONFERENCE	2- 0	1- 0	5- 0			
6- 0	0- 0	0- 0	HOME	2- 0	0- 0	4- 0			
2- 0	1- 0	0- 0	AWAY	0- 0	1- 0	0- 0			
1- 2	0- 1	0- 1	NEUTRAL	0- 0	0- 0	1- 0			
14- 4	0- 0	0- 0	CONFERENCE	1- 1	3- 1	10- 2			
8- 1	0- 0	0- 0	HOME	1- 0	2- 0	5- 1			
6- 3	0- 0	0- 0	AWAY	0- 1	1- 1	5- 1			
0- 0	0- 0	0- 0	NEUTRAL	0- 0	0- 0	0- 0			

RPI 1-25				RPI 26-50				RPI 51-100 Team's RPI: 75				RPI 101+			
RPI	S	Opponent	Score	RPI	S	Opponent	Score	RPI	S	Opponent	Score	RPI	S	Opponent	Score
8	A	Stanford	68 63	39	N	Michigan	66 78	62	H	Northwestern	67 56	120	A	St. Mary's (CA)	79 75
11	N	Florida St.	69 87					86	A	BYU	63 71	120	H	St. Mary's (CA)	59 58
								86	H	BYU	87 52	136	A	San Francisco	72 77
								95	H	Washington St.	79 61	136	H	San Francisco	61 46
												138	A	Eastern Wash.	73 54
												163	A	Santa Clara	50 49
												163	H	Santa Clara	51 39
												206	A	Loyola Marymount	80 56
												206	H	Loyola Marymount	73 61
												215	A	San Diego	57 55
												215	H	San Diego	62 57
												233	H	Presbyterian	79 39
												244	A	Pacific	74 58
												244	H	Pacific	63 65
												274	H	Colgate	72 42
												276	A	Portland	85 50
												276	H	Portland	67 55
												294	H	Nicholls St.	78 46
												310	A	Pepperdine	69 79
												310	H	Pepperdine	83 61
												325	H	UC Irvine	102 38
												341	N	Winthrop	71 41
LAST 12 Division I GAMES:															
86	A	BYU	63 71	163	A	Santa Clara	50 49								
215	H	San Diego	62 57	86	H	BYU	87 52								
244	A	Pacific	74 58	310	H	Pepperdine	83 61								
136	A	San Francisco	72 77	215	A	San Diego	57 55								
120	H	St. Mary's (CA)	59 58	276	A	Portland	85 50								
206	H	Loyola Marymount	73 61	163	H	Santa Clara	51 39								

Non-Div I Games:

Gonzaga

■ Loss, 
 ■ Non-Conf, S Site, 
 ■ Home 
 ■ Away 
 N Neutral

## Grambling

Through Games Of March 2, 2017

Average RPI Win:	291	WON-LOST	WINNING	LAST 10	STRENGTH OF	OPP. STRENGTH	TEAM	ADJ.	CONF.	ADJ CONF.
Average RPI Loss:	154	RECORD	PCT. RANK	GAMES	SCHEDULE	OF SCHEDULE	RPI	RPI	RPI	RPI
DIV. I ONLY	15- 13	155	9- 1	317	297	204	204	30	30	
DIV. I NON-CONF.	2- 9	293	0- 0	260	44	285	285	30	30	
TOTALS	RPI 1-25	RPI 26-50	W-L RECORDS	RPI 51-100	RPI 101-150	RPI 150+				
15- 13	0- 1	0- 0	OVERALL	0- 3	0- 4	15- 5				
6- 3	0- 0	0- 0	HOME	0- 0	0- 0	6- 3				
9- 8	0- 0	0- 0	AWAY	0- 0	0- 0	9- 1				
0- 2	0- 0	0- 0	NEUTRAL	0- 1	0- 1	0- 0				
2- 9	0- 1	0- 0	NON-CONFERENCE	0- 3	0- 4	2- 1				
0- 1	0- 0	0- 0	HOME	0- 0	0- 0	0- 1				
2- 6	0- 1	0- 0	AWAY	0- 2	0- 3	2- 0				
0- 2	0- 0	0- 0	NEUTRAL	0- 1	0- 1	0- 0				
13- 4	0- 0	0- 0	CONFERENCE	0- 0	0- 0	13- 4				
6- 2	0- 0	0- 0	HOME	0- 0	0- 0	6- 2				
7- 2	0- 0	0- 0	AWAY	0- 0	0- 0	7- 2				
0- 0	0- 0	0- 0	NEUTRAL	0- 0	0- 0	0- 0				

RPI 1-25			RPI 26-50			RPI 51-100			RPI 101+ Team's RPI: 204		
RPI	S	Opponent	Score	RPI	S	Opponent	Score	RPI	S	Opponent	Score
16	A	Miami (FL)	61 89					64	A	Tulane	56 79
								87	A	Southern California	64 75
								94	N	SMU	36 56
								119	N	Fordham	53 59
								129	A	Arizona	46 73
								143	A	Louisiana Tech	55 69
								149	A	TCU	47 83
								199	A	Texas Southern	61 69
								199	H	Texas Southern	64 52
								200	A	Alabama St.	60 45
								200	H	Alabama St.	76 83
								232	A	Southern U.	70 63
								232	H	Southern U.	68 71
								271	A	Prairie View	49 51
								271	H	Prairie View	60 55
								273	A	Ark.-Pine Bluff	68 58
								273	H	Ark.-Pine Bluff	56 54
								294	H	Nicholls St.	60 71
								302	A	Alcorn	67 63
								302	H	Alcorn	86 63
								316	A	Mississippi Val.	82 51
								316	H	Mississippi Val.	88 67
								329	A	Southeastern La.	87 71
								335	A	La.-Monroe	59 54
								336	A	Jackson St.	60 57
								336	H	Jackson St.	90 85
								349	A	Alabama A&M	68 53
LAST 12 Division I GAMES:											
200	H	Alabama St.	76 83	302	A	Alcorn	67 63				
316	A	Mississippi Val.	82 51	232	A	Southern U.	70 63				
273	A	Ark.-Pine Bluff	68 58	316	H	Mississippi Val.	88 67				
336	A	Jackson St.	60 57	273	H	Ark.-Pine Bluff	56 54				
271	H	Prairie View	60 55	336	H	Jackson St.	90 85				
199	H	Texas Southern	64 52	271	A	Prairie View	49 51				

Non-Div I Games:

Grambling

■ Loss, 
 ■ Non-Conf, 
 ■ S Site, 
 ■ Home 
 ■ A Away 
 N Neutral

## Grand Canyon

Through Games Of March 2, 2017

Average RPI Win:	287	WON-LOST	WINNING	LAST 10	STRENGTH OF	OPP. STRENGTH	TEAM	ADJ.	CONF.	ADJ CONF.
Average RPI Loss:	176	RECORD	PCT. RANK	GAMES	SCHEDULE	OF SCHEDULE	RPI	RPI	RPI	RPI
DIV. I ONLY	14- 11	135	5- 5	330	289	229	229	29	29	
DIV. I NON-CONF.	7- 5	137	0- 0	283	228	193	193	29	29	
TOTALS	RPI 1-25	RPI 26-50	W-L RECORDS	RPI 51-100	RPI 101-150	RPI 150+				
14- 11	0- 2	0- 0	OVERALL	0- 0	1- 2	13- 7				
11- 2	0- 1	0- 0	HOME	0- 0	1- 1	10- 0				
3- 9	0- 1	0- 0	AWAY	0- 0	0- 1	3- 7				
0- 0	0- 0	0- 0	NEUTRAL	0- 0	0- 0	0- 0				
7- 5	0- 2	0- 0	NON-CONFERENCE	0- 0	1- 0	6- 3				
6- 1	0- 1	0- 0	HOME	0- 0	1- 0	5- 0				
1- 4	0- 1	0- 0	AWAY	0- 0	0- 0	1- 3				
0- 0	0- 0	0- 0	NEUTRAL	0- 0	0- 0	0- 0				
7- 6	0- 0	0- 0	CONFERENCE	0- 0	0- 2	7- 4				
5- 1	0- 0	0- 0	HOME	0- 0	0- 1	5- 0				
2- 5	0- 0	0- 0	AWAY	0- 0	0- 1	2- 4				
0- 0	0- 0	0- 0	NEUTRAL	0- 0	0- 0	0- 0				

RPI 1-25				RPI 26-50				RPI 51-100				RPI 101+ Team's RPI: 229			
RPI	S	Opponent	Score	RPI	S	Opponent	Score	RPI	S	Opponent	Score	RPI	S	Opponent	Score
7	H	Washington	66 101									140	H	Idaho	64 60
9	A	Duke	47 90									147	A	New Mexico St.	60 67
												147	H	New Mexico St.	65 81
												162	A	Rice	50 64
												179	A	UC Riverside	64 77
												216	A	Seattle U	60 86
												216	H	Seattle U	82 77
												224	A	UTRGV	49 52
												224	H	UTRGV	60 59
												257	A	Hawaii	47 51
												258	H	Cal Poly	64 59
												268	A	CSU Bakersfield	59 74
												283	A	Southern Utah	76 73
												290	H	Northern Ariz.	76 65
												302	H	Alcorn	77 44
												308	H	Denver	73 70
												315	A	UMKC	65 77
												315	H	UMKC	75 64
												333	A	Utah Valley	62 46
												333	H	Utah Valley	60 42
												337	H	Fla. Atlantic	81 60
												340	A	Chicago St.	73 62
												340	H	Chicago St.	57 39
LAST 12 Division I GAMES:															
				315	A	UMKC	65 77					268	A	CSU Bakersfield	59 74
				340	A	Chicago St.	73 62					340	H	Chicago St.	57 39
				333	H	Utah Valley	60 42					315	H	UMKC	75 64
				216	H	Seattle U	82 77					216	A	Seattle U	60 86
				147	A	New Mexico St.	60 67					224	H	UTRGV	60 59
				224	A	UTRGV	49 52					147	H	New Mexico St.	65 81

Non-Div I Games: Chaminade 85 55

Grand Canyon

■ Loss, 
 ■ Non-Conf, S Site, 
 ■ Home 
 ■ Away 
 N Neutral

Average RPI Win:	181	WON-LOST	WINNING	LAST 10	STRENGTH OF	OPP. STRENGTH	TEAM	ADJ.	CONF.	ADJ CONF.
Average RPI Loss:	135	RECORD	PCT. RANK	GAMES	SCHEDULE	OF SCHEDULE	RPI	RPI	RPI	RPI
DIV. I ONLY	24- 5	15	6- 4	85	173	29	29	19	19	
DIV. I NON-CONF.	9- 2	37	0- 1	6	26	4	4	21	21	
TOTALS	RPI 1-25	RPI 26-50	W-L RECORDS	RPI 51-100	RPI 101-150	RPI 150+				
24- 5	0- 1	5- 0	OVERALL	2- 0	3- 1	14- 3				
13- 1	0- 0	3- 0	HOME	0- 0	2- 0	8- 1				
11- 4	0- 1	2- 0	AWAY	2- 0	1- 1	6- 2				
0- 0	0- 0	0- 0	NEUTRAL	0- 0	0- 0	0- 0				
9- 2	0- 1	5- 0	NON-CONFERENCE	2- 0	0- 0	2- 1				
4- 1	0- 0	3- 0	HOME	0- 0	0- 0	1- 1				
5- 1	0- 1	2- 0	AWAY	2- 0	0- 0	1- 0				
0- 0	0- 0	0- 0	NEUTRAL	0- 0	0- 0	0- 0				
15- 3	0- 0	0- 0	CONFERENCE	0- 0	3- 1	12- 2				
9- 0	0- 0	0- 0	HOME	0- 0	2- 0	7- 0				
6- 3	0- 0	0- 0	AWAY	0- 0	1- 1	5- 2				
0- 0	0- 0	0- 0	NEUTRAL	0- 0	0- 0	0- 0				

RPI 1-25				RPI 26-50				Team's RPI: 29				RPI 51-100				RPI 101+			
RPI	S	Opponent	Score	RPI	S	Opponent	Score	RPI	S	Opponent	Score	RPI	S	Opponent	Score	RPI	S	Opponent	Score
2	A	Notre Dame	67 71	26	H	Drake	71 48	59	A	Belmont	62 53	135	A	Wright St.	58 51				
				28	H	Elon	71 56	81	A	Chattanooga	71 55	135	H	Wright St.	62 41				
				33	A	South Dakota St.	67 43					145	A	Oakland	71 74				
				36	A	Marquette	78 63					145	H	Oakland	89 47				
				50	H	Little Rock	57 31					155	A	Milwaukee	60 72				
												155	H	Milwaukee	89 47				
												161	A	Detroit Mercy	72 76				
												161	H	Detroit Mercy	60 55				
												181	A	Cleveland St.	65 51				
												181	H	Cleveland St.	79 60				
												212	H	Wisconsin	53 54				
												234	A	Bradley	68 43				
												267	H	Butler	61 34				
												285	A	Northern Ky.	74 37				
												285	H	Northern Ky.	70 39				
												304	A	Valparaiso	75 36				
												304	H	Valparaiso	56 35				
												311	A	Youngstown St.	84 51				
												311	H	Youngstown St.	75 41				
												321	A	Ill.-Chicago	79 65				
												321	H	Ill.-Chicago	65 31				
LAST 12 Division I GAMES:																			
2	A	Notre Dame	67 71	181	H	Cleveland St.	79 60												
285	A	Northern Ky.	74 37	161	A	Detroit Mercy	72 76												
135	A	Wright St.	58 51	145	A	Oakland	71 74												
321	H	Ill.-Chicago	65 31	181	A	Cleveland St.	65 51												
155	A	Milwaukee	60 72	311	A	Youngstown St.	84 51												
311	H	Youngstown St.	75 41	155	H	Milwaukee	89 47												

Non-Div I Games:

Green Bay

■ Loss, 
 ■ Non-Conf, S Site, 
 ■ Home 
 ■ Away 
 N Neutral

Average RPI Win:	274	WON-LOST	WINNING	LAST 10	STRENGTH OF	OPP. STRENGTH	TEAM	ADJ.	CONF.	ADJ CONF.
Average RPI Loss:	142	RECORD	PCT. RANK	GAMES	SCHEDULE	OF SCHEDULE	RPI	RPI	RPI	RPI
DIV. I ONLY	17- 12	123	5- 5	297	284	172	172	32	32	
DIV. I NON-CONF.	6- 7	182	0- 0	85	34	91	91	31	31	
TOTALS	RPI 1-25	RPI 26-50	W-L RECORDS	RPI 51-100	RPI 101-150	RPI 150+				
17- 12	1- 1	0- 2	OVERALL	0- 2	1- 2	15- 5				
8- 2	1- 0	0- 0	HOME	0- 0	0- 0	7- 2				
5- 10	0- 1	0- 2	AWAY	0- 2	0- 2	5- 3				
4- 0	0- 0	0- 0	NEUTRAL	0- 0	1- 0	3- 0				
6- 7	1- 1	0- 2	NON-CONFERENCE	0- 2	1- 2	4- 0				
2- 0	1- 0	0- 0	HOME	0- 0	0- 0	1- 0				
0- 7	0- 1	0- 2	AWAY	0- 2	0- 2	0- 0				
4- 0	0- 0	0- 0	NEUTRAL	0- 0	1- 0	3- 0				
11- 5	0- 0	0- 0	CONFERENCE	0- 0	0- 0	11- 5				
6- 2	0- 0	0- 0	HOME	0- 0	0- 0	6- 2				
5- 3	0- 0	0- 0	AWAY	0- 0	0- 0	5- 3				
0- 0	0- 0	0- 0	NEUTRAL	0- 0	0- 0	0- 0				

RPI	S	Opponent	Score	RPI	S	Opponent	Score	RPI	S	Opponent	Score	RPI	S	Opponent	Score	Team's RPI: 172
3	A	South Carolina	38 92	35	A	North Carolina St.	56 81	57	A	Iowa	51 84	103	A	FGCU	49 60	
17	H	Temple	71 65	41	A	James Madison	50 71	62	A	Northwestern	48 67	118	A	Old Dominion	58 61	
												139	N	Maine	58 49	
												175	A	Bethune-Cookman	56 66	
												219	H	Howard	62 67	
												227	N	Samford	63 57	
												231	H	Richmond	72 45	
												261	H	UMES	65 68	
												272	A	Norfolk St.	58 57	
												272	H	Norfolk St.	77 65	
												284	A	Coppin St.	65 61	
												284	H	Coppin St.	78 54	
												292	H	N.C. A&T	64 57	
												301	A	Savannah St.	51 55	
												301	H	Savannah St.	75 46	
												309	N	Lafayette	58 55	
												326	N	Saint Peter's	71 42	
												327	A	Morgan St.	71 58	
												331	A	Florida A&M	44 62	
												332	H	N.C. Central	60 36	
												347	A	Delaware St.	83 52	
												348	A	South Carolina St.	51 50	
												348	H	South Carolina St.	80 46	
LAST 12 Division I GAMES:																
284	A	Coppin St.	65 61	348	A	South Carolina St.	51 50									
272	H	Norfolk St.	77 65	301	A	Savannah St.	51 55									
327	A	Morgan St.	71 58	261	H	UMES	65 68									
331	A	Florida A&M	44 62	284	H	Coppin St.	78 54									
175	A	Bethune-Cookman	56 66	272	A	Norfolk St.	58 57									
219	H	Howard	62 67	332	H	N.C. Central	60 36									

Non-Div I Games:

Hampton

■ Loss, 
 ■ Non-Conf, S Site, 
 ■ Home 
 ■ Away 
 N Neutral

[illegible]

**Non-Div I Games:**

Average RPI Win:	175	WON-LOST	WINNING	LAST 10	STRENGTH OF	OPP. STRENGTH	TEAM	ADJ.	CONF.	ADJ CONF.
Average RPI Loss:	103	RECORD	PCT. RANK	GAMES	SCHEDULE	OF SCHEDULE	RPI	RPI	RPI	RPI
DIV. I ONLY	20- 5	22	6- 4	90	131	27	27	8	8	
DIV. I NON-CONF.	12- 1	7	1- 0	130	170	18	18	9	9	
TOTALS	RPI 1-25	RPI 26-50	W-L RECORDS	RPI 51-100	RPI 101-150	RPI 150+				
20- 5	1- 0	0- 0	OVERALL	1- 2	3- 3	15- 0				
10- 0	1- 0	0- 0	HOME	0- 0	3- 0	6- 0				
8- 5	0- 0	0- 0	AWAY	0- 2	0- 3	8- 0				
2- 0	0- 0	0- 0	NEUTRAL	1- 0	0- 0	1- 0				
12- 1	1- 0	0- 0	NON-CONFERENCE	1- 1	1- 0	9- 0				
5- 0	1- 0	0- 0	HOME	0- 0	1- 0	3- 0				
5- 1	0- 0	0- 0	AWAY	0- 1	0- 0	5- 0				
2- 0	0- 0	0- 0	NEUTRAL	1- 0	0- 0	1- 0				
8- 4	0- 0	0- 0	CONFERENCE	0- 1	2- 3	6- 0				
5- 0	0- 0	0- 0	HOME	0- 0	2- 0	3- 0				
3- 4	0- 0	0- 0	AWAY	0- 1	0- 3	3- 0				
0- 0	0- 0	0- 0	NEUTRAL	0- 0	0- 0	0- 0				

RPI 1-25				RPI 26-50				Team's RPI: 27				RPI 51-100				RPI 101+			
RPI	S	Opponent	Score	RPI	S	Opponent	Score	RPI	S	Opponent	Score	RPI	S	Opponent	Score	RPI	S	Opponent	Score
17	H	Temple	73 62									66	A	Minnesota	87 103	115	A	Cornell	52 57
												73	A	Penn	43 63	115	H	Cornell	62 59
												92	N	Buffalo	74 62	127	A	Princeton	58 63
																132	A	Yale	52 57
																132	H	Yale	76 56
																139	H	Maine	69 62
																166	A	La Salle	66 64
																167	H	Fairfield	58 44
																168	A	Siena	65 58
																171	A	Kansas	69 59
																174	A	Columbia	58 55
																174	H	Columbia	70 68
																176	A	Brown	66 63
																176	H	Brown	69 59
																194	A	Sacred Heart	68 60
																220	A	Boston U.	65 52
																221	A	Dartmouth	70 61
																221	H	Dartmouth	70 65
																227	H	Samford	57 52
																237	N	UNC Asheville	79 62
																314	H	NJIT	59 38
LAST 12 Division I GAMES:																			
176	A	Brown	66 63	127	A	Princeton	58 63												
132	A	Yale	52 57	73	A	Penn	43 63												
115	A	Cornell	52 57	174	H	Columbia	70 68												
174	A	Columbia	58 55	115	H	Cornell	62 59												
132	H	Yale	76 56	221	A	Dartmouth	70 61												
176	H	Brown	69 59	166	A	La Salle	66 64												

Non-Div I Games:

Harvard

■ Loss, 
 ■ Non-Conf, S Site, 
 ■ Home 
 ■ Away 
 N Neutral



## Hawaii

Through Games Of March 2, 2017

Average RPI Win:	283	WON-LOST	WINNING	LAST 10	STRENGTH OF	OPP. STRENGTH	TEAM	ADJ.	CONF.	ADJ CONF.
Average RPI Loss:	140	RECORD	PCT. RANK	GAMES	SCHEDULE	OF SCHEDULE	RPI	RPI	RPI	RPI
DIV. I ONLY	9- 17	254	4- 6	189	229	257	257	24	24	
DIV. I NON-CONF.	3- 8	262	0- 0	80	147	236	236	23	23	
TOTALS	RPI 1-25	RPI 26-50	W-L RECORDS	RPI 51-100	RPI 101-150	RPI 150+				
9- 17	0- 2	0- 1	OVERALL	0- 4	1- 1	8- 9				
6- 7	0- 1	0- 1	HOME	0- 1	1- 0	5- 4				
3- 10	0- 1	0- 0	AWAY	0- 3	0- 1	3- 5				
0- 0	0- 0	0- 0	NEUTRAL	0- 0	0- 0	0- 0				
3- 8	0- 2	0- 1	NON-CONFERENCE	0- 2	1- 0	2- 3				
3- 3	0- 1	0- 1	HOME	0- 0	1- 0	2- 1				
0- 5	0- 1	0- 0	AWAY	0- 2	0- 0	0- 2				
0- 0	0- 0	0- 0	NEUTRAL	0- 0	0- 0	0- 0				
6- 9	0- 0	0- 0	CONFERENCE	0- 2	0- 1	6- 6				
3- 4	0- 0	0- 0	HOME	0- 1	0- 0	3- 3				
3- 5	0- 0	0- 0	AWAY	0- 1	0- 1	3- 3				
0- 0	0- 0	0- 0	NEUTRAL	0- 0	0- 0	0- 0				

RPI 1-25				RPI 26-50				RPI 51-100				RPI 101+ Team's RPI: 257			
RPI	S	Opponent	Score	RPI	S	Opponent	Score	RPI	S	Opponent	Score	RPI	S	Opponent	Score
5	H	Mississippi St.	41 66	40	H	Oregon	49 86	58	A	Boise St.	49 61	113	A	Long Beach St.	57 68
10	A	UCLA	49 72					83	A	UC Davis	55 70	147	H	New Mexico St.	56 53
								83	H	UC Davis	50 69	159	A	CSUN	56 67
								87	A	Southern California	44 76	159	H	CSUN	49 60
												179	A	UC Riverside	45 63
												179	H	UC Riverside	59 79
												208	H	San Jose St.	61 77
												229	H	Grand Canyon	51 47
												235	A	UC Santa Barbara	62 74
												235	H	UC Santa Barbara	52 67
												258	A	Cal Poly	87 79
												258	H	Cal Poly	66 57
												268	A	CSU Bakersfield	51 58
												286	A	Nevada	59 67
												311	H	Youngstown St.	72 50
												325	A	UC Irvine	73 60
												325	H	UC Irvine	79 62
												346	A	Cal St. Fullerton	55 45
												346	H	Cal St. Fullerton	60 50
LAST 12 Division I GAMES:															
346	A	Cal St. Fullerton	55 45	159	A	CSUN	56 67								
325	A	UC Irvine	73 60	179	A	UC Riverside	45 63								
159	H	CSUN	49 60	258	H	Cal Poly	66 57								
83	H	UC Davis	50 69	325	H	UC Irvine	79 62								
235	H	UC Santa Barbara	52 67	235	A	UC Santa Barbara	62 74								
179	H	UC Riverside	59 79	258	A	Cal Poly	87 79								

Non-Div I Games: Hawaii Pacific 88 54

Hawaii

■ Loss, 
 ■ Non-Conf, S Site, 
 ■ Home 
 ■ Away 
 N Neutral

Average RPI Win:	286	WON-LOST	WINNING	LAST 10	STRENGTH OF	OPP. STRENGTH	TEAM	ADJ.	CONF.	ADJ CONF.
Average RPI Loss:	181	RECORD	PCT. RANK	GAMES	SCHEDULE	OF SCHEDULE	RPI	RPI	RPI	RPI
DIV. I ONLY	12- 14	199	9- 1	298	308	243	243	28	28	
DIV. I NON-CONF.	0- 9	335	0- 0	178	199	336	336	28	28	
TOTALS	RPI 1-25	RPI 26-50	W-L RECORDS	RPI 51-100	RPI 101-150	RPI 150+				
12- 14	0- 0	0- 0	OVERALL	0- 3	0- 2	12- 9				
6- 6	0- 0	0- 0	HOME	0- 2	0- 0	6- 4				
6- 8	0- 0	0- 0	AWAY	0- 0	0- 0	6- 0				
0- 0	0- 0	0- 0	NEUTRAL	0- 0	0- 0	0- 0				
0- 9	0- 0	0- 0	NON-CONFERENCE	0- 3	0- 1	0- 5				
0- 4	0- 0	0- 0	HOME	0- 2	0- 0	0- 2				
0- 5	0- 0	0- 0	AWAY	0- 1	0- 1	0- 3				
0- 0	0- 0	0- 0	NEUTRAL	0- 0	0- 0	0- 0				
12- 5	0- 0	0- 0	CONFERENCE	0- 0	0- 1	12- 4				
6- 2	0- 0	0- 0	HOME	0- 0	0- 0	6- 2				
6- 3	0- 0	0- 0	AWAY	0- 0	0- 1	6- 2				
0- 0	0- 0	0- 0	NEUTRAL	0- 0	0- 0	0- 0				

RPI 1-25				RPI 26-50				RPI 51-100				RPI 101+ Team's RPI: 243			
RPI	S	Opponent	Score	RPI	S	Opponent	Score	RPI	S	Opponent	Score	RPI	S	Opponent	Score
								54	H	Ohio	48 76	122	A	Ole Miss	62 73
								65	A	West Virginia	59 82	123	A	Radford	56 59
								97	H	Stetson	47 81	180	A	UAB	66 75
												182	A	Campbell	33 58
												182	H	Campbell	53 69
												201	H	UNCG	67 69
												233	A	Presbyterian	72 64
												233	H	Presbyterian	87 60
												237	A	UNC Asheville	76 60
												237	H	UNC Asheville	81 70
												246	A	Liberty	74 81
												246	H	Liberty	78 69
												253	A	Charleston So.	64 62
												253	H	Charleston So.	68 74
												272	H	Norfolk St.	60 63
												277	A	Davidson	72 82
												279	A	Western Caro.	64 73
												313	A	Gardner-Webb	84 65
												313	H	Gardner-Webb	71 69
												341	A	Winthrop	70 57
												341	H	Winthrop	88 43
												345	A	Longwood	80 49
												345	H	Longwood	81 60
LAST 12 Division I GAMES:															
				345	H	Longwood	81 60					341	A	Winthrop	70 57
				233	A	Presbyterian	72 64					237	H	UNC Asheville	81 70
				253	A	Charleston So.	64 62					345	A	Longwood	80 49
				182	H	Campbell	53 69					233	H	Presbyterian	87 60
				246	H	Liberty	78 69					182	A	Campbell	33 58
				313	A	Gardner-Webb	84 65					313	H	Gardner-Webb	71 69

Non-Div I Games: Spring Hill 74 58 Brevard 89 42

High Point

Loss, Non-Conf, S Site, H Home A Away N Neutral

# Hofstra

Through Games Of March 2, 2017

Average RPI Win: <b>198</b>	WON-LOST	WINNING	LAST 10	STRENGTH OF	OPP. STRENGTH	TEAM	ADJ.	CONF.	ADJ CONF.
Average RPI Loss: <b>132</b>	RECORD	PCT. RANK	GAMES	SCHEDULE	OF SCHEDULE	RPI	RPI	RPI	RPI
DIV. I ONLY	<b>12- 17</b>	<b>219</b>	<b>4- 6</b>	<b>120</b>	<b>143</b>	<b>189</b>	<b>189</b>	<b>9</b>	<b>9</b>
DIV. I NON-CONF.	<b>7- 4</b>	<b>114</b>	<b>0- 0</b>	<b>185</b>	<b>327</b>	<b>118</b>	<b>118</b>	<b>8</b>	<b>8</b>
TOTALS	RPI 1-25	RPI 26-50	W-L RECORDS	RPI 51-100	RPI 101-150	RPI 150+			
12- 17	0- 0	0- 4	OVERALL	2- 2	2- 4	8- 7			
7- 7	0- 0	0- 2	HOME	1- 0	1- 1	5- 4			
5- 10	0- 0	0- 2	AWAY	1- 2	1- 3	3- 3			
0- 0	0- 0	0- 0	NEUTRAL	0- 0	0- 0	0- 0			
7- 4	0- 0	0- 0	NON-CONFERENCE	1- 1	1- 1	5- 2			
4- 1	0- 0	0- 0	HOME	0- 0	0- 0	4- 1			
3- 3	0- 0	0- 0	AWAY	1- 1	1- 1	1- 1			
0- 0	0- 0	0- 0	NEUTRAL	0- 0	0- 0	0- 0			
5- 13	0- 0	0- 4	CONFERENCE	1- 1	1- 3	3- 5			
3- 6	0- 0	0- 2	HOME	1- 0	1- 1	1- 3			
2- 7	0- 0	0- 2	AWAY	0- 1	0- 2	2- 2			
0- 0	0- 0	0- 0	NEUTRAL	0- 0	0- 0	0- 0			

RPI S	Opponent	Score	RPI S	Opponent	Score	RPI S	Opponent	Score	RPI S	Opponent	Score	Team's RPI: 189
28	A Elon	61 <b>72</b>	78	A Drexel	43 <b>65</b>	110	A Saint Joseph's	75 64				
28	H Elon	53 <b>64</b>	78	H Drexel	58 53	130	A William & Mary	65 <b>81</b>				
41	A James Madison	57 <b>93</b>	83	A UC Davis	64 60	130	H William & Mary	64 61				
41	H James Madison	50 <b>61</b>	92	A Buffalo	50 <b>74</b>	131	A Navy	69 <b>78</b>				
						133	A Delaware	45 <b>56</b>				
						133	H Delaware	56 <b>73</b>				
						153	A Northeastern	46 <b>52</b>				
						153	H Northeastern	51 <b>53</b>				
						188	H Hartford	67 <b>69</b>				
						192	H American	72 67				
						202	A Towson	70 61				
						202	H Towson	56 <b>59</b>				
						209	A Col. of Charleston	55 <b>71</b>				
						209	H Col. of Charleston	85 81				
						225	A UNCW	66 54				
						225	H UNCW	54 <b>56</b>				
						228	H Marist	62 42				
						263	A Stony Brook	67 64				
						281	A Sacramento St.	85 <b>97</b>				
						306	H Massachusetts	71 55				
						347	H Delaware St.	64 44				
LAST 12 Division I GAMES:												
153	A Northeastern	46 <b>52</b>	209	H Col. of Charleston	85 81							
78	H Drexel	58 53	130	A William & Mary	65 <b>81</b>							
202	H Towson	56 <b>59</b>	130	H William & Mary	64 61							
225	A UNCW	66 54	41	H James Madison	50 <b>61</b>							
28	A Elon	61 <b>72</b>	28	H Elon	53 <b>64</b>							
133	A Delaware	45 <b>56</b>	209	A Col. of Charleston	55 <b>71</b>							

Non-Div I Games:

Hofstra

Loss, Non-Conf, S Site, H Home A Away N Neutral

# Holy Cross

Through Games Of March 2, 2017

Average RPI Win:	238	WON-LOST	WINNING	LAST 10	STRENGTH OF	OPP. STRENGTH	TEAM	ADJ.	CONF.	ADJ CONF.
Average RPI Loss:	197	RECORD	PCT. RANK	GAMES	SCHEDULE	OF SCHEDULE	RPI	RPI	RPI	RPI
DIV. I ONLY	8- 21	290	3- 7	271	263	307	307	23	23	
DIV. I NON-CONF.	2- 9	293	0- 0	292	247	337	337	25	25	
TOTALS	RPI 1-25	RPI 26-50	W-L RECORDS	RPI 51-100	RPI 101-150	RPI 150+				
8- 21	0- 0	0- 2	OVERALL	1- 2	0- 3	7- 14				
5- 9	0- 0	0- 1	HOME	1- 1	0- 2	4- 5				
3- 12	0- 0	0- 1	AWAY	0- 1	0- 1	3- 9				
0- 0	0- 0	0- 0	NEUTRAL	0- 0	0- 0	0- 0				
2- 9	0- 0	0- 2	NON-CONFERENCE	0- 1	0- 1	2- 5				
2- 3	0- 0	0- 1	HOME	0- 1	0- 1	2- 0				
0- 6	0- 0	0- 1	AWAY	0- 0	0- 0	0- 5				
0- 0	0- 0	0- 0	NEUTRAL	0- 0	0- 0	0- 0				
6- 12	0- 0	0- 0	CONFERENCE	1- 1	0- 2	5- 9				
3- 6	0- 0	0- 0	HOME	1- 0	0- 1	2- 5				
3- 6	0- 0	0- 0	AWAY	0- 1	0- 1	3- 4				
0- 0	0- 0	0- 0	NEUTRAL	0- 0	0- 0	0- 0				

RPI S	Opponent	Score	RPI S	Opponent	Score	RPI S	Opponent	Score	RPI S	Opponent	Score	Team's RPI: 307
31	A Arizona St.	33 63	72	A Bucknell	48 77	131	A Navy	56 57				
38	H Quinnipiac	55 78	72	H Bucknell	63 51	131	H Navy	71 73				
			85	H Penn St.	48 84	132	H Yale	70 71				
						159	A Army West Point	41 60				
						159	H Army West Point	59 67				
						192	A American	61 60				
						192	H American	51 46				
						220	A Boston U.	56 68				
						220	H Boston U.	49 66				
						221	A Dartmouth	49 53				
						228	H Marist	50 46				
						264	A Bryant	74 76				
						269	A Vermont	52 63				
						270	A Loyola Maryland	59 58				
						270	H Loyola Maryland	37 56				
						274	A Colgate	52 70				
						274	H Colgate	54 62				
						275	A Manhattan	56 60				
						295	A Lehigh	64 80				
						295	H Lehigh	65 47				
						306	A Massachusetts	66 69				
						309	A Lafayette	67 61				
						309	H Lafayette	70 85				
						344	H UMass Lowell	62 47				
LAST 12 Division I GAMES:												
270	H Loyola Maryland	37 56	309	H Lafayette	70 85							
220	A Boston U.	56 68	72	H Bucknell	63 51							
270	A Loyola Maryland	59 58	274	A Colgate	52 70							
192	H American	51 46	131	H Navy	71 73							
159	A Army West Point	41 60	192	A American	61 60							
295	A Lehigh	64 80	159	H Army West Point	59 67							

Non-Div I Games:

Holy Cross

Loss, Non-Conf, S Site, H Home A Away N Neutral

Average RPI Win:	205	WON-LOST	WINNING	LAST 10	STRENGTH OF	OPP. STRENGTH	TEAM	ADJ.	CONF.	ADJ CONF.
Average RPI Loss:	95	RECORD	PCT. RANK	GAMES	SCHEDULE	OF SCHEDULE	RPI	RPI	RPI	RPI
DIV. I ONLY	11- 18	244	3- 7	89	87	178	178	5	5	
DIV. I NON-CONF.	7- 6	157	0- 0	149	266	149	149	5	5	
TOTALS	RPI 1-25	RPI 26-50	W-L RECORDS	RPI 51-100	RPI 101-150	RPI 150+				
11- 18	0- 2	0- 1	OVERALL	0- 6	1- 7	10- 2				
6- 8	0- 1	0- 1	HOME	0- 3	0- 2	6- 1				
5- 9	0- 1	0- 0	AWAY	0- 3	1- 4	4- 1				
0- 1	0- 0	0- 0	NEUTRAL	0- 0	0- 1	0- 0				
7- 6	0- 0	0- 0	NON-CONFERENCE	0- 2	1- 4	6- 0				
4- 2	0- 0	0- 0	HOME	0- 1	0- 1	4- 0				
3- 3	0- 0	0- 0	AWAY	0- 1	1- 2	2- 0				
0- 1	0- 0	0- 0	NEUTRAL	0- 0	0- 1	0- 0				
4- 12	0- 2	0- 1	CONFERENCE	0- 4	0- 3	4- 2				
2- 6	0- 1	0- 1	HOME	0- 2	0- 1	2- 1				
2- 6	0- 1	0- 0	AWAY	0- 2	0- 2	2- 1				
0- 0	0- 0	0- 0	NEUTRAL	0- 0	0- 0	0- 0				

RPI S	Opponent	Score	RPI S	Opponent	Score	RPI S	Opponent	Score	RPI S	Opponent	Score	Team's RPI: 178
1	A UConn	42 91	34	H South Fla.	50 79	64	A Tulane	56 82	101	N Central Ark.	55 69	
17	H Temple	57 69				64	H Tulane	49 57	102	A Texas Tech	60 84	
						89	H Mercer	60 64	111	A UCF	59 85	
						94	A SMU	45 74	111	H UCF	48 62	
						94	H SMU	45 66	113	A Long Beach St.	55 65	
						96	A UNLV	53 64	144	A Memphis	65 66	
									146	A Louisiana	69 64	
									148	H Texas St.	56 61	
									151	A Tulsa	65 62	
									151	H Tulsa	71 66	
									164	A East Carolina	73 62	
									164	H East Carolina	81 65	
									165	A Cincinnati	64 85	
									165	H Cincinnati	62 71	
									196	A UTSA	56 49	
									209	H Col. of Charleston	79 63	
									223	H Rutgers	53 51	
									224	A UTRGV	68 52	
									302	H Alcorn	85 70	
									329	H Southeastern La.	83 80	
LAST 12 Division I GAMES:												
94	A SMU	45 74	164	A East Carolina	73 62							
164	H East Carolina	81 65	64	H Tulane	49 57							
34	H South Fla.	50 79	1	A UConn	42 91							
151	A Tulsa	65 62	144	A Memphis	65 66							
165	H Cincinnati	62 71	94	H SMU	45 66							
111	A UCF	59 85	17	H Temple	57 69							

Non-Div I Games:

Houston

  Loss, 
  Non-Conf, 
  S Site, 
  H Home 
  A Away 
N Neutral

## Houston Baptist

Through Games Of March 2, 2017

Average RPI Win:	312	WON-LOST	WINNING	LAST 10	STRENGTH OF	OPP. STRENGTH	TEAM	ADJ.	CONF.	ADJ CONF.
Average RPI Loss:	204	RECORD	PCT. RANK	GAMES	SCHEDULE	OF SCHEDULE	RPI	RPI	RPI	RPI
DIV. I ONLY	4- 21	327	2- 8	287	306	339	339	27	27	
DIV. I NON-CONF.	0- 8	335	0- 0	154	166	330	330	27	27	
TOTALS	RPI 1-25	RPI 26-50	W-L RECORDS	RPI 51-100	RPI 101-150	RPI 150+				
4- 21	0- 2	0- 0	OVERALL	0- 1	0- 4	4- 14				
4- 8	0- 0	0- 0	HOME	0- 0	0- 2	4- 6				
0- 13	0- 0	0- 0	AWAY	0- 0	0- 0	0- 4				
0- 0	0- 0	0- 0	NEUTRAL	0- 0	0- 0	0- 0				
0- 8	0- 2	0- 0	NON-CONFERENCE	0- 0	0- 0	0- 6				
0- 4	0- 0	0- 0	HOME	0- 0	0- 0	0- 4				
0- 4	0- 2	0- 0	AWAY	0- 0	0- 0	0- 2				
0- 0	0- 0	0- 0	NEUTRAL	0- 0	0- 0	0- 0				
4- 13	0- 0	0- 0	CONFERENCE	0- 1	0- 4	4- 8				
4- 4	0- 0	0- 0	HOME	0- 0	0- 2	4- 2				
0- 9	0- 0	0- 0	AWAY	0- 1	0- 2	0- 6				
0- 0	0- 0	0- 0	NEUTRAL	0- 0	0- 0	0- 0				

RPI	S	Opponent	Score	RPI	S	Opponent	Score	RPI	S	Opponent	Score	RPI	S	Opponent	Score	Team's RPI: 339
4	A	Baylor	43 118					91	A	SFA	49 86	101	A	Central Ark.	39 83	
13	A	Texas	46 98									101	H	Central Ark.	49 80	
												134	A	Lamar University	22 74	
												134	H	Lamar University	53 81	
												152	H	Oral Roberts	65 75	
												162	H	Rice	53 79	
												169	A	Arkansas	40 101	
												199	H	Texas Southern	34 50	
												213	H	New Orleans	63 73	
												287	A	McNeese	53 68	
												287	H	McNeese	72 68	
												288	A	A&M-Corpus Christi	51 68	
												288	H	A&M-Corpus Christi	56 51	
												293	A	Northwestern St.	54 75	
												294	A	Nicholls St.	57 76	
												303	A	UTEP	45 75	
												329	H	Southeastern La.	71 87	
												330	A	Incarnate Word	54 69	
												330	H	Incarnate Word	68 51	
												335	H	La.-Monroe	65 77	
												342	A	Sam Houston St.	63 78	
												342	H	Sam Houston St.	61 51	
LAST 12 Division I GAMES:																
288	A	A&M-Corpus Christi	51 68	293	A	Northwestern St.	54 75									
134	A	Lamar University	22 74	288	H	A&M-Corpus Christi	56 51									
287	H	McNeese	72 68	330	A	Incarnate Word	54 69									
101	A	Central Ark.	39 83	294	A	Nicholls St.	57 76									
134	H	Lamar University	53 81	213	H	New Orleans	63 73									
342	A	Sam Houston St.	63 78	330	H	Incarnate Word	68 51									

Non-Div I Games: S'western Assemblie71 52 Arlington Baptist 75 55

Houston Baptist

Loss, Non-Conf, S Site, H Home A Away N Neutral

Average RPI Win:	297	WON-LOST	WINNING	LAST 10	STRENGTH OF	OPP. STRENGTH	TEAM	ADJ.	CONF.	ADJ CONF.
Average RPI Loss:	209	RECORD	PCT. RANK	GAMES	SCHEDULE	OF SCHEDULE	RPI	RPI	RPI	RPI
DIV. I ONLY	16- 12	129	7- 3	339	344	219	219	32	32	
DIV. I NON-CONF.	4- 8	230	0- 0	261	328	256	256	31	31	
TOTALS	RPI 1-25	RPI 26-50	W-L RECORDS	RPI 51-100	RPI 101-150	RPI 150+				
16- 12	0- 0	0- 1	OVERALL	0- 1	0- 1	16- 9				
9- 2	0- 0	0- 0	HOME	0- 0	0- 0	9- 2				
7- 10	0- 0	0- 1	AWAY	0- 1	0- 1	7- 7				
0- 0	0- 0	0- 0	NEUTRAL	0- 0	0- 0	0- 0				
4- 8	0- 0	0- 1	NON-CONFERENCE	0- 1	0- 1	4- 5				
2- 1	0- 0	0- 0	HOME	0- 0	0- 0	2- 1				
2- 7	0- 0	0- 1	AWAY	0- 1	0- 1	2- 4				
0- 0	0- 0	0- 0	NEUTRAL	0- 0	0- 0	0- 0				
12- 4	0- 0	0- 0	CONFERENCE	0- 0	0- 0	12- 4				
7- 1	0- 0	0- 0	HOME	0- 0	0- 0	7- 1				
5- 3	0- 0	0- 0	AWAY	0- 0	0- 0	5- 3				
0- 0	0- 0	0- 0	NEUTRAL	0- 0	0- 0	0- 0				

RPI S	Opponent	Score	RPI S	Opponent	Score	RPI S	Opponent	Score	RPI S	Opponent	Score	Team's RPI: 219
39	A Michigan	41 109	65	A West Virginia	49 95	115	A Cornell	55 67	165	A Cincinnati	56 66	
						172	A Hampton	67 62	175	A Bethune-Cookman	54 75	
						176	A Brown	78 83	193	A Robert Morris	42 59	
						261	A UMES	72 71	261	H UMES	71 40	
						269	H Vermont	64 57	272	A Norfolk St.	68 60	
						284	H Coppin St.	66 58	291	H Mt. St. Mary's	95 62	
						292	A N.C. A&T	55 63	292	H N.C. A&T	69 61	
						301	H Savannah St.	55 49	314	A NJIT	55 70	
						321	H Ill.-Chicago	63 70	324	A St. Francis Brooklyn	78 63	
						327	H Morgan St.	72 73	331	A Florida A&M	51 55	
						331	H Florida A&M	72 58	332	A N.C. Central	73 50	
						332	H N.C. Central	62 48	338	A Fairleigh Dickinson	71 68	
						347	A Delaware St.	93 76	348	H South Carolina St.	75 57	
						348	H South Carolina St.	75 57				
LAST 12 Division I GAMES:												
347	A Delaware St.	93 76	172	A Hampton	67 62	332	A N.C. Central	73 50	332	H N.C. Central	62 48	
261	H UMES	71 40	175	A Bethune-Cookman	54 75	338	A Fairleigh Dickinson	71 68	347	A Delaware St.	93 76	
272	A Norfolk St.	68 60	331	A Florida A&M	51 55	348	H South Carolina St.	75 57	348	H South Carolina St.	75 57	
332	H N.C. Central	62 48	348	H South Carolina St.	75 57							
292	H N.C. A&T	69 61	301	H Savannah St.	55 49							
327	H Morgan St.	72 73	332	A N.C. Central	73 50							

Non-Div I Games:

Howard

Average RPI Win:	196	WON-LOST	WINNING	LAST 10	STRENGTH OF	OPP. STRENGTH	TEAM	ADJ.	CONF.	ADJ CONF.
Average RPI Loss:	81	RECORD	PCT. RANK	GAMES	SCHEDULE	OF SCHEDULE	RPI	RPI	RPI	RPI
DIV. I ONLY	20- 7	49	9- 1	146	132	60	60	11	11	
DIV. I NON-CONF.	8- 3	67	0- 0	118	134	68	68	10	10	
TOTALS	RPI 1-25	RPI 26-50	W-L RECORDS	RPI 51-100	RPI 101-150	RPI 150+				
20- 7	1- 0	1- 1	OVERALL	4- 4	1- 0	13- 2				
11- 2	1- 0	1- 0	HOME	2- 2	0- 0	7- 0				
9- 5	0- 0	0- 1	AWAY	2- 2	1- 0	6- 2				
0- 0	0- 0	0- 0	NEUTRAL	0- 0	0- 0	0- 0				
8- 3	1- 0	0- 0	NON-CONFERENCE	1- 3	1- 0	5- 0				
3- 2	1- 0	0- 0	HOME	0- 2	0- 0	2- 0				
5- 1	0- 0	0- 0	AWAY	1- 1	1- 0	3- 0				
0- 0	0- 0	0- 0	NEUTRAL	0- 0	0- 0	0- 0				
12- 4	0- 0	1- 1	CONFERENCE	3- 1	0- 0	8- 2				
8- 0	0- 0	1- 0	HOME	2- 0	0- 0	5- 0				
4- 4	0- 0	0- 1	AWAY	1- 1	0- 0	3- 2				
0- 0	0- 0	0- 0	NEUTRAL	0- 0	0- 0	0- 0				

RPI 1-25				RPI 26-50				RPI 51-100				Team's RPI: 60	RPI 101+			
RPI	S	Opponent	Score	RPI	S	Opponent	Score	RPI	S	Opponent	Score		RPI	S	Opponent	Score
19	H	Missouri	73 45	33	A	South Dakota St.	49 68	53	H	UNI	62 69		141	A	VCU	71 62
				33	H	South Dakota St.	64 59	54	H	Ohio	65 71		152	A	Oral Roberts	45 54
								59	A	Belmont	72 78		152	H	Oral Roberts	53 41
								61	A	South Dakota	62 75		158	A	Omaha	44 64
								61	H	South Dakota	63 42		158	H	Omaha	79 47
								69	A	Western Ill.	76 72		218	A	Indiana St.	45 35
								69	H	Western Ill.	66 52		222	H	Ga. Southern	83 57
								76	A	Purdue	67 62		239	A	Miami (OH)	65 53
													280	H	Tennessee Tech	77 63
													300	A	North Dakota St.	76 53
													300	H	North Dakota St.	71 58
													308	A	Denver	67 45
													308	H	Denver	71 49
													318	A	Fort Wayne	62 48
													318	H	Fort Wayne	66 55
													321	A	Ill.-Chicago	67 57
LAST 12 Division I GAMES:																
318	H	Fort Wayne	66 55	158	H	Omaha	79 47									
61	H	South Dakota	63 42	318	A	Fort Wayne	62 48									
300	A	North Dakota St.	76 53	69	A	Western Ill.	76 72									
33	H	South Dakota St.	64 59	300	H	North Dakota St.	71 58									
308	A	Denver	67 45	152	H	Oral Roberts	53 41									
152	A	Oral Roberts	45 54	308	H	Denver	71 49									

Non-Div I Games: Oakland City 95 62 Ind.-Northwest 89 36

IUPUI

Loss, Non-Conf, S Site, H Home A Away N Neutral



## Idaho

Through Games Of March 2, 2017

Average RPI Win:	<b>243</b>	WON-LOST	WINNING	LAST 10	STRENGTH OF	OPP. STRENGTH	TEAM	ADJ.	CONF.	ADJ CONF.
Average RPI Loss:	<b>112</b>	RECORD	PCT. RANK	GAMES	SCHEDULE	OF SCHEDULE	RPI	RPI	RPI	RPI
DIV. I ONLY	<b>13- 13</b>	<b>169</b>	<b>6- 4</b>	<b>122</b>	<b>204</b>	<b>140</b>	<b>140</b>	<b>20</b>	<b>20</b>	
DIV. I NON-CONF.	<b>3- 6</b>	<b>230</b>	<b>0- 0</b>	<b>26</b>	<b>89</b>	<b>85</b>	<b>85</b>	<b>18</b>	<b>18</b>	
TOTALS	RPI 1-25	RPI 26-50	W-L RECORDS	RPI 51-100	RPI 101-150	RPI 150+				
13- 13	0- 2	0- 1	OVERALL	1- 4	2- 2	10- 4				
4- 4	0- 0	0- 0	HOME	0- 1	2- 1	2- 2				
9- 6	0- 0	0- 0	AWAY	1- 0	0- 0	8- 0				
0- 3	0- 1	0- 0	NEUTRAL	0- 2	0- 0	0- 0				
3- 6	0- 2	0- 1	NON-CONFERENCE	1- 2	0- 0	2- 1				
0- 0	0- 0	0- 0	HOME	0- 0	0- 0	0- 0				
3- 3	0- 1	0- 1	AWAY	1- 0	0- 0	2- 1				
0- 3	0- 1	0- 0	NEUTRAL	0- 2	0- 0	0- 0				
10- 7	0- 0	0- 0	CONFERENCE	0- 2	2- 2	8- 3				
4- 4	0- 0	0- 0	HOME	0- 1	2- 1	2- 2				
6- 3	0- 0	0- 0	AWAY	0- 1	0- 1	6- 1				
0- 0	0- 0	0- 0	NEUTRAL	0- 0	0- 0	0- 0				

RPI 1-25				RPI 26-50				RPI 51-100				RPI 101+				Team's RPI: 140	
RPI	S	Opponent	Score	RPI	S	Opponent	Score	RPI	S	Opponent	Score	RPI	S	Opponent	Score		
6	N	Oregon St.	49 60	40	A	Oregon	70 73	53	N	UNI	74 76	108	H	North Dakota	74 61		
7	A	Washington	53 105					80	A	Montana St.	64 80	124	H	Northern Colo.	67 71		
								80	H	Montana St.	61 66	138	A	Eastern Wash.	57 67		
								90	A	Wyoming	74 71	138	H	Eastern Wash.	78 51		
								96	N	UNLV	61 73	157	A	Idaho St.	69 80		
												157	H	Idaho St.	60 67		
												216	A	Seattle U	68 64		
												229	A	Grand Canyon	60 64		
												245	A	Portland St.	72 66		
												251	A	Weber St.	82 77		
												251	H	Weber St.	95 77		
												281	A	Sacramento St.	72 58		
												283	A	Southern Utah	85 68		
												290	A	Northern Ariz.	91 80		
												290	H	Northern Ariz.	61 76		
												328	A	Montana	86 59		
												328	H	Montana	75 50		
												346	A	Cal St. Fullerton	88 86		
LAST 12 Division I GAMES:																	
290	H	Northern Ariz.	61 76	281	A	Sacramento St.	72 58										
251	A	Weber St.	82 77	245	A	Portland St.	72 66										
157	A	Idaho St.	69 80	328	H	Montana	75 50										
138	H	Eastern Wash.	78 51	80	H	Montana St.	61 66										
108	H	North Dakota	74 61	290	A	Northern Ariz.	91 80										
124	H	Northern Colo.	67 71	283	A	Southern Utah	85 68										

Non-Div I Games: Lewis-Clark St. 85 49 Central Wash. 79 45

Idaho

■ Loss, 
 ■ Non-Conf, S Site, 
 ■ Home 
 ■ Away 
 N Neutral

## Idaho St.

Through Games Of March 2, 2017

Average RPI Win:	241	WON-LOST	WINNING	LAST 10	STRENGTH OF	OPP. STRENGTH	TEAM	ADJ.	CONF.	ADJ CONF.
Average RPI Loss:	120	RECORD	PCT. RANK	GAMES	SCHEDULE	OF SCHEDULE	RPI	RPI	RPI	RPI
DIV. I ONLY	15- 12	137	7- 3	199	184	157	157	20	20	
DIV. I NON-CONF.	5- 5	165	0- 0	310	76	201	201	18	18	
TOTALS	RPI 1-25	RPI 26-50	W-L RECORDS	RPI 51-100	RPI 101-150	RPI 150+				
15- 12	0- 1	0- 1	OVERALL	1- 2	3- 5	11- 3				
9- 3	0- 0	0- 0	HOME	1- 0	1- 3	7- 0				
5- 8	0- 0	0- 0	AWAY	0- 0	2- 1	3- 0				
1- 1	0- 0	0- 1	NEUTRAL	0- 0	0- 0	1- 0				
5- 5	0- 1	0- 1	NON-CONFERENCE	0- 1	0- 0	5- 2				
3- 0	0- 0	0- 0	HOME	0- 0	0- 0	3- 0				
1- 4	0- 1	0- 0	AWAY	0- 1	0- 0	1- 2				
1- 1	0- 0	0- 1	NEUTRAL	0- 0	0- 0	1- 0				
10- 7	0- 0	0- 0	CONFERENCE	1- 1	3- 5	6- 1				
6- 3	0- 0	0- 0	HOME	1- 0	1- 3	4- 0				
4- 4	0- 0	0- 0	AWAY	0- 1	2- 2	2- 1				
0- 0	0- 0	0- 0	NEUTRAL	0- 0	0- 0	0- 0				

RPI 1-25				RPI 26-50				RPI 51-100				RPI 101+ Team's RPI: 157			
RPI	S	Opponent	Score	RPI	S	Opponent	Score	RPI	S	Opponent	Score	RPI	S	Opponent	Score
6	A	Oregon St.	38 61	41	N	James Madison	53 83	80	A	Montana St.	67 73	108	A	North Dakota	56 63
								80	H	Montana St.	67 59	108	H	North Dakota	62 65
								100	A	Colorado	56 85	124	A	Northern Colo.	68 58
												124	H	Northern Colo.	62 77
												138	A	Eastern Wash.	41 58
												138	H	Eastern Wash.	58 61
												140	A	Idaho	67 60
												140	H	Idaho	80 69
												163	A	Santa Clara	78 82
												187	A	Utah St.	56 69
												212	A	Wisconsin	42 35
												245	H	Portland St.	53 47
												251	A	Weber St.	43 50
												251	H	Weber St.	57 52
												277	N	Davidson	70 58
												281	H	Sacramento St.	79 60
												283	A	Southern Utah	71 68
												290	A	Northern Ariz.	64 51
												308	H	Denver	65 64
												325	H	UC Irvine	65 54
												328	H	Montana	61 43
												333	H	Utah Valley	61 56
LAST 12 Division I GAMES:															
				80	A	Montana St.	67 73	245	H	Portland St.	53 47				
				138	H	Eastern Wash.	58 61	283	A	Southern Utah	71 68				
				140	H	Idaho	80 69	290	A	Northern Ariz.	64 51				
				124	A	Northern Colo.	68 58	251	H	Weber St.	57 52				
				108	A	North Dakota	56 63	108	H	North Dakota	62 65				
				281	H	Sacramento St.	79 60	124	H	Northern Colo.	62 77				

Non-Div I Games: Montana Tech 77 55

Idaho St.

Loss, Non-Conf, S Site, H Home A Away N Neutral

## Ill.-Chicago

Through Games Of March 2, 2017

Average RPI Win:	228	WON-LOST	WINNING	LAST 10	STRENGTH OF	OPP. STRENGTH	TEAM	ADJ.	CONF.	ADJ CONF.
Average RPI Loss:	170	RECORD	PCT. RANK	GAMES	SCHEDULE	OF SCHEDULE	RPI	RPI	RPI	RPI
DIV. I ONLY	3- 24	337	2- 8	157	235	321	321	19	19	
DIV. I NON-CONF.	1- 8	314	0- 0	136	178	292	292	21	21	
TOTALS	RPI 1-25	RPI 26-50	W-L RECORDS	RPI 51-100	RPI 101-150	RPI 150+				
3- 24	0- 0	0- 3	OVERALL	0- 4	0- 4	3- 13				
2- 11	0- 0	0- 1	HOME	0- 1	0- 2	2- 7				
1- 13	0- 0	0- 2	AWAY	0- 3	0- 2	1- 6				
0- 0	0- 0	0- 0	NEUTRAL	0- 0	0- 0	0- 0				
1- 8	0- 0	0- 1	NON-CONFERENCE	0- 4	0- 0	1- 3				
0- 4	0- 0	0- 0	HOME	0- 1	0- 0	0- 3				
1- 4	0- 0	0- 1	AWAY	0- 3	0- 0	1- 0				
0- 0	0- 0	0- 0	NEUTRAL	0- 0	0- 0	0- 0				
2- 16	0- 0	0- 2	CONFERENCE	0- 0	0- 4	2- 10				
2- 7	0- 0	0- 1	HOME	0- 0	0- 2	2- 4				
0- 9	0- 0	0- 1	AWAY	0- 0	0- 2	0- 6				
0- 0	0- 0	0- 0	NEUTRAL	0- 0	0- 0	0- 0				

RPI 1-25				RPI 26-50				RPI 51-100				RPI 101+				Team's RPI: 321	
RPI	S	Opponent	Score	RPI	S	Opponent	Score	RPI	S	Opponent	Score	RPI	S	Opponent	Score		
				29	A	Green Bay	31 65	51	A	Virginia	39 76	135	A	Wright St.	51 62		
				29	H	Green Bay	65 79	60	H	IUPUI	57 67	135	H	Wright St.	54 73		
				37	A	Central Mich.	55 77	62	A	Northwestern	44 88	145	A	Oakland	58 81		
								70	A	Toledo	51 79	145	H	Oakland	50 78		
												155	A	Milwaukee	55 83		
												155	H	Milwaukee	65 88		
												161	A	Detroit Mercy	76 98		
												161	H	Detroit Mercy	63 62		
												181	A	Cleveland St.	59 77		
												181	H	Cleveland St.	59 63		
												219	A	Howard	70 63		
												234	H	Bradley	56 65		
												285	A	Northern Ky.	49 66		
												285	H	Northern Ky.	37 58		
												304	A	Valparaiso	63 72		
												304	H	Valparaiso	74 60		
												311	A	Youngstown St.	54 70		
												311	H	Youngstown St.	59 65		
												312	H	Illinois St.	52 59		
												318	H	Fort Wayne	55 61		
LAST 12 Division I GAMES:																	
				304	A	Valparaiso	63 72	311	H	Youngstown St.	59 65						
				29	A	Green Bay	31 65	181	H	Cleveland St.	59 63						
				145	H	Oakland	50 78	304	H	Valparaiso	74 60						
				161	H	Detroit Mercy	63 62	285	H	Northern Ky.	37 58						
				135	A	Wright St.	51 62	135	H	Wright St.	54 73						
				285	A	Northern Ky.	49 66	155	A	Milwaukee	55 83						

Non-Div I Games: Lake Forest 84 48 Robert Morris (IL) 106 58

Ill.-Chicago

Loss, Non-Conf, S Site, H Home A Away N Neutral

# Illinois

Through Games Of March 2, 2017

Average RPI Win:	202	WON-LOST	WINNING	LAST 10	STRENGTH OF	OPP. STRENGTH	TEAM	ADJ.	CONF.	ADJ CONF.
Average RPI Loss:	77	RECORD	PCT. RANK	GAMES	SCHEDULE	OF SCHEDULE	RPI	RPI	RPI	RPI
DIV. I ONLY	9- 22	282	1- 9	52	81	205	205	6	6	
DIV. I NON-CONF.	5- 8	218	0- 0	74	218	209	209	6	6	
TOTALS	RPI 1-25	RPI 26-50	W-L RECORDS	RPI 51-100	RPI 101-150	RPI 150+				
9- 22	0- 3	0- 5	OVERALL	1- 11	2- 1	6- 2				
8- 9	0- 1	0- 2	HOME	1- 4	2- 1	5- 1				
0- 12	0- 2	0- 3	AWAY	0- 6	0- 0	0- 1				
1- 1	0- 0	0- 0	NEUTRAL	0- 1	0- 0	1- 0				
5- 8	0- 0	0- 2	NON-CONFERENCE	0- 4	2- 1	3- 1				
5- 4	0- 0	0- 0	HOME	0- 2	2- 1	3- 1				
0- 4	0- 0	0- 2	AWAY	0- 2	0- 0	0- 0				
0- 0	0- 0	0- 0	NEUTRAL	0- 0	0- 0	0- 0				
4- 14	0- 3	0- 3	CONFERENCE	1- 7	0- 0	3- 1				
3- 5	0- 1	0- 2	HOME	1- 2	0- 0	2- 0				
0- 8	0- 2	0- 1	AWAY	0- 4	0- 0	0- 1				
1- 1	0- 0	0- 0	NEUTRAL	0- 1	0- 0	1- 0				

RPI S	Opponent	Score	RPI S	Opponent	Score	RPI S	Opponent	Score	RPI S	Opponent	Score	Team's RPI: 205
20	A Maryland	59 84	37	A Central Mich.	51 82	54	A Ohio	68 80	103	H FGCU	82 73	
20	H Maryland	49 94	39	H Michigan	70 86	57	A Iowa	58 78	135	H Wright St.	76 72	
24	A Ohio St.	64 88	45	H Indiana	60 74	57	H Iowa	70 65	144	H Memphis	54 64	
			46	A Michigan St.	47 71	61	A South Dakota	68 77	197	H Nebraska	79 59	
			47	A George Washington	56 72	62	A Northwestern	53 66	197	N Nebraska	79 70	
						66	A Minnesota	50 78	212	A Wisconsin	55 59	
						76	H Purdue	64 72	223	H Rutgers	78 41	
						76	N Purdue	58 72	256	H Marshall	53 55	
						82	H Wake Forest	70 79	273	H Ark.-Pine Bluff	70 58	
						85	A Penn St.	66 82	318	H Fort Wayne	56 33	
						85	H Penn St.	62 80	319	H USC Upstate	77 57	
						89	H Mercer	33 51				
LAST 12 Division I GAMES:												
76	N Purdue	58 72	20	A Maryland	59 84							
197	N Nebraska	79 70	76	H Purdue	64 72							
45	H Indiana	60 74	39	H Michigan	70 86							
212	A Wisconsin	55 59	85	A Penn St.	66 82							
62	A Northwestern	53 66	20	H Maryland	49 94							
85	H Penn St.	62 80	24	A Ohio St.	64 88							

Non-Div I Games:

Illinois

Loss, Non-Conf, S Site, H Home A Away N Neutral

Average RPI Win:	274	WON-LOST	WINNING	LAST 10	STRENGTH OF	OPP. STRENGTH	TEAM	ADJ.	CONF.	ADJ CONF.
Average RPI Loss:	147	RECORD	PCT. RANK	GAMES	SCHEDULE	OF SCHEDULE	RPI	RPI	RPI	RPI
DIV. I ONLY	7- 21	306	3- 7	231	174	312	312	16	16	
DIV. I NON-CONF.	3- 8	262	0- 0	246	188	301	301	14	14	
TOTALS	RPI 1-25	RPI 26-50	W-L RECORDS	RPI 51-100	RPI 101-150	RPI 150+				
7- 21	0- 0	0- 3	OVERALL	0- 4	0- 1	7- 13				
6- 9	0- 0	0- 1	HOME	0- 1	0- 1	6- 6				
1- 12	0- 0	0- 2	AWAY	0- 3	0- 0	1- 7				
0- 0	0- 0	0- 0	NEUTRAL	0- 0	0- 0	0- 0				
3- 8	0- 0	0- 1	NON-CONFERENCE	0- 2	0- 1	3- 4				
2- 4	0- 0	0- 0	HOME	0- 0	0- 1	2- 3				
1- 4	0- 0	0- 1	AWAY	0- 2	0- 0	1- 1				
0- 0	0- 0	0- 0	NEUTRAL	0- 0	0- 0	0- 0				
4- 13	0- 0	0- 2	CONFERENCE	0- 2	0- 0	4- 9				
4- 5	0- 0	0- 1	HOME	0- 1	0- 0	4- 3				
0- 8	0- 0	0- 1	AWAY	0- 1	0- 0	0- 6				
0- 0	0- 0	0- 0	NEUTRAL	0- 0	0- 0	0- 0				

RPI 1-25				RPI 26-50				RPI 51-100				RPI 101+				Team's RPI: 312
RPI	S	Opponent	Score	RPI	S	Opponent	Score	RPI	S	Opponent	Score	RPI	S	Opponent	Score	
26	A	Drake	49 101	26	H	Drake	36 87	53	A	UNI	51 82	132	H	Yale	45 59	
26	H	Drake						53	H	UNI	40 78	154	A	Missouri St.	60 65	
31	A	Arizona St.	40 76					69	A	Western Ill.	50 80	154	H	Missouri St.	44 77	
								88	A	Northern Ill.	66 108	155	H	Milwaukee	60 68	
												170	A	Southern Ill.	48 57	
												170	H	Southern Ill.	56 63	
												191	A	Wichita St.	45 67	
												191	H	Wichita St.	54 50	
												195	H	George Mason	46 72	
												198	A	SIUE	80 92	
												212	H	Wisconsin	46 64	
												218	A	Indiana St.	49 63	
												218	H	Indiana St.	47 65	
												234	H	Bradley	71 63	
												250	A	Evansville	56 60	
												250	H	Evansville	71 58	
												296	H	Eastern Ill.	60 49	
												304	H	Valparaiso	77 56	
												321	A	Ill.-Chicago	59 52	
												322	A	Loyola Chicago	61 64	
												322	H	Loyola Chicago	63 51	
LAST 12 Division I GAMES:																
250	A	Evansville	56 60	322	H	Loyola Chicago	63 51	218	H	Indiana St.	47 65	170	H	Southern Ill.	56 63	
170	A	Southern Ill.	48 57	218	H	Indiana St.		250	H	Evansville	71 58	191	A	Wichita St.	45 67	
154	H	Missouri St.	44 77	170	H	Southern Ill.		154	A	Missouri St.	60 65					
191	H	Wichita St.	54 50	250	H	Evansville										
53	A	UNI	51 82	191	A	Wichita St.	45 67									
26	A	Drake	49 101	154	A	Missouri St.	60 65									

Non-Div I Games:

Illinois St.

Incarnate Word

Through Games Of March 2, 2017

Average RPI Win:	316	WON-LOST	WINNING	LAST 10	STRENGTH OF	OPP. STRENGTH	TEAM	ADJ.	CONF.	ADJ CONF.
Average RPI Loss:	199	RECORD	PCT. RANK	GAMES	SCHEDULE	OF SCHEDULE	RPI	RPI	RPI	RPI
DIV. I ONLY	7- 19	295	4- 6	336	285	330	330	27	27	
DIV. I NON-CONF.	0- 9	335	0- 0	321	249	348	348	27	27	
TOTALS	RPI 1-25	RPI 26-50	W-L RECORDS	RPI 51-100	RPI 101-150	RPI 150+				
7- 19	0- 0	0- 0	OVERALL	0- 1	0- 6	7- 12				
5- 6	0- 0	0- 0	HOME	0- 1	0- 1	5- 4				
2- 11	0- 0	0- 0	AWAY	0- 0	0- 0	2- 0				
0- 2	0- 0	0- 0	NEUTRAL	0- 0	0- 0	0- 2				
0- 9	0- 0	0- 0	NON-CONFERENCE	0- 0	0- 2	0- 7				
0- 2	0- 0	0- 0	HOME	0- 0	0- 0	0- 2				
0- 5	0- 0	0- 0	AWAY	0- 0	0- 2	0- 3				
0- 2	0- 0	0- 0	NEUTRAL	0- 0	0- 0	0- 2				
7- 10	0- 0	0- 0	CONFERENCE	0- 1	0- 4	7- 5				
5- 4	0- 0	0- 0	HOME	0- 1	0- 1	5- 2				
2- 6	0- 0	0- 0	AWAY	0- 0	0- 3	2- 3				
0- 0	0- 0	0- 0	NEUTRAL	0- 0	0- 0	0- 0				

RPI S	Opponent	Score	RPI S	Opponent	Score	RPI S	Opponent	Score	RPI S	Opponent	Score	Team's RPI: 330
						91	H SFA	75 94	101	A Central Ark.	50 63	
									106	A Abilene Christian	45 68	
									106	H Abilene Christian	66 75	
									134	A Lamar University	54 83	
									148	A Texas St.	50 67	
									149	A TCU	40 88	
									162	H Rice	43 60	
									183	A North Texas	61 84	
									187	N Utah St.	46 79	
									191	A Wichita St.	63 73	
									213	A New Orleans	58 84	
									213	H New Orleans	67 71	
									262	N Murray St.	68 72	
									287	A McNeese	61 78	
									288	H A&M-Corpus Christi	63 56	
									289	H Eastern Mich.	47 66	
									293	H Northwestern St.	74 76	
									294	A Nicholls St.	78 52	
									294	H Nicholls St.	69 63	
									328	A Montana	56 61	
									329	A Southeastern La.	85 76	
									329	H Southeastern La.	96 56	
									339	A Houston Baptist	51 68	
									339	H Houston Baptist	69 54	
									342	H Sam Houston St.	82 55	
LAST 12 Division I GAMES:												
106	A	Abilene Christian	45	68	339	H	Houston Baptist	69	54			
294	H	Nicholls St.	69	63	101	A	Central Ark.	50	63			
342	H	Sam Houston St.	82	55	106	H	Abilene Christian	66	75			
288	H	A&M-Corpus Christi	63	56	91	H	SFA	75	94			
287	A	McNeese	61	78	329	H	Southeastern La.	96	56			
213	A	New Orleans	58	84	339	A	Houston Baptist	51	68			

Non-Div I Games: LSU-Alexandria 106 79 Tex. A&M-Kingsville 79 66

Incarnate Word

Loss, Non-Conf, S Site, H Home A Away N Neutral

## Indiana

Through Games Of March 2, 2017

Average RPI Win:	157	WON-LOST	WINNING	LAST 10	STRENGTH OF	OPP. STRENGTH	TEAM	ADJ.	CONF.	ADJ CONF.
Average RPI Loss:	57	RECORD	PCT. RANK	GAMES	SCHEDULE	OF SCHEDULE	RPI	RPI	RPI	RPI
DIV. I ONLY	20- 9	76	7- 3	80	71	45	45	6	6	
DIV. I NON-CONF.	10- 3	54	0- 0	214	86	66	66	6	6	
TOTALS	RPI 1-25	RPI 26-50	W-L RECORDS	RPI 51-100	RPI 101-150	RPI 150+				
20- 9	0- 2	1- 5	OVERALL	8- 1	2- 0	9- 1				
12- 2	0- 2	1- 0	HOME	5- 0	2- 0	4- 0				
6- 7	0- 0	0- 5	AWAY	2- 1	0- 0	4- 1				
2- 0	0- 0	0- 0	NEUTRAL	1- 0	0- 0	1- 0				
10- 3	0- 0	0- 3	NON-CONFERENCE	2- 0	2- 0	6- 0				
6- 0	0- 0	0- 0	HOME	0- 0	2- 0	4- 0				
2- 3	0- 0	0- 3	AWAY	1- 0	0- 0	1- 0				
2- 0	0- 0	0- 0	NEUTRAL	1- 0	0- 0	1- 0				
10- 6	0- 2	1- 2	CONFERENCE	6- 1	0- 0	3- 1				
6- 2	0- 2	1- 0	HOME	5- 0	0- 0	0- 0				
4- 4	0- 0	0- 2	AWAY	1- 1	0- 0	3- 1				
0- 0	0- 0	0- 0	NEUTRAL	0- 0	0- 0	0- 0				

RPI 1-25				RPI 26-50				Team's RPI: 45	RPI 51-100				RPI 101+			
RPI	S	Opponent	Score	RPI	S	Opponent	Score		RPI	S	Opponent	Score	RPI	S	Opponent	Score
20	H	Maryland	56 92	35	A	North Carolina St.	70 84		57	H	Iowa	80 77	107	H	Vanderbilt	94 61
24	H	Ohio St.	82 92	39	A	Michigan	74 78		62	A	Northwestern	67 80	145	H	Oakland	84 59
				39	H	Michigan	72 61		62	H	Northwestern	66 38	183	A	North Texas	94 64
				42	A	Western Ky.	74 85		66	H	Minnesota	78 62	197	A	Nebraska	64 67
				44	A	Auburn	67 71		76	H	Purdue	74 60	205	A	Illinois	74 60
				46	A	Michigan St.	60 69		79	N	Florida	102 88	212	A	Wisconsin	78 54
									81	A	Chattanooga	79 76	223	A	Rutgers	63 52
									85	A	Penn St.	89 70	233	H	Presbyterian	71 37
									85	H	Penn St.	72 66	263	N	Stony Brook	74 60
													285	H	Northern Ky.	100 49
													304	H	Valparaiso	87 58
													344	H	UMass Lowell	79 45
LAST 12 Division I GAMES:																
205	A	Illinois	74 60	20	H	Maryland	56 92		46	A	Michigan St.	60 69				
57	H	Iowa	80 77						212	A	Wisconsin	78 54				
197	A	Nebraska	64 67						85	H	Penn St.	72 66				
39	H	Michigan	72 61						76	H	Purdue	74 60				
62	H	Northwestern	66 38						62	A	Northwestern	67 80				
223	A	Rutgers	63 52													

Non-Div I Games:

Indiana

■ Loss, 
 ■ Non-Conf, S Site, 
 ■ Home 
 ■ Away 
 N Neutral

## Indiana St.

Through Games Of March 2, 2017

Average RPI Win:	243	WON-LOST	WINNING	LAST 10	STRENGTH OF	OPP. STRENGTH	TEAM	ADJ.	CONF.	ADJ CONF.
Average RPI Loss:	146	RECORD	PCT. RANK	GAMES	SCHEDULE	OF SCHEDULE	RPI	RPI	RPI	RPI
DIV. I ONLY	12- 16	214	2- 8	282	142	218	218	16	16	
DIV. I NON-CONF.	6- 5	148	0- 0	305	129	177	177	14	14	
TOTALS	RPI 1-25	RPI 26-50	W-L RECORDS	RPI 51-100	RPI 101-150	RPI 150+				
12- 16	0- 1	0- 2	OVERALL	0- 3	1- 0	11- 10				
5- 6	0- 0	0- 1	HOME	0- 2	0- 0	5- 3				
7- 10	0- 1	0- 1	AWAY	0- 1	1- 0	6- 7				
0- 0	0- 0	0- 0	NEUTRAL	0- 0	0- 0	0- 0				
6- 5	0- 1	0- 0	NON-CONFERENCE	0- 1	1- 0	5- 3				
2- 1	0- 0	0- 0	HOME	0- 1	0- 0	2- 0				
4- 4	0- 1	0- 0	AWAY	0- 0	1- 0	3- 3				
0- 0	0- 0	0- 0	NEUTRAL	0- 0	0- 0	0- 0				
6- 11	0- 0	0- 2	CONFERENCE	0- 2	0- 0	6- 7				
3- 5	0- 0	0- 1	HOME	0- 1	0- 0	3- 3				
3- 6	0- 0	0- 1	AWAY	0- 1	0- 0	3- 4				
0- 0	0- 0	0- 0	NEUTRAL	0- 0	0- 0	0- 0				

RPI 1-25				RPI 26-50				RPI 51-100				RPI 101+				Team's RPI: 218	
RPI	S	Opponent	Score	RPI	S	Opponent	Score	RPI	S	Opponent	Score	RPI	S	Opponent	Score		
19	A	Missouri	48 77	26	A	Drake	62 76	53	A	UNI	47 59	104	A	Saint Louis	70 67		
				26	H	Drake	45 64	53	H	UNI	59 61	151	H	Tulsa	72 68		
								60	H	IUPUI	35 45	154	A	Missouri St.	63 73		
												154	H	Missouri St.	46 49		
												158	A	Omaha	45 72		
												165	A	Cincinnati	63 55		
												170	A	Southern Ill.	68 53		
												170	H	Southern Ill.	66 70		
												191	A	Wichita St.	43 67		
												191	H	Wichita St.	42 56		
												234	A	Bradley	41 54		
												234	H	Bradley	58 51		
												239	A	Miami (OH)	62 54		
												250	A	Evansville	41 57		
												267	A	Butler	48 66		
												285	H	Northern Ky.	58 38		
												296	A	Eastern Ill.	88 61		
												312	A	Illinois St.	65 47		
												312	H	Illinois St.	63 49		
												322	A	Loyola Chicago	48 38		
												322	H	Loyola Chicago	53 32		
												337	A	Fla. Atlantic	67 70		
LAST 12 Division I GAMES:																	
170	H	Southern Ill.	66 70	234	A	Bradley	41 54										
191	A	Wichita St.	43 67	312	A	Illinois St.	65 47										
154	A	Missouri St.	63 73	154	H	Missouri St.	46 49										
53	H	UNI	59 61	191	H	Wichita St.	42 56										
26	H	Drake	45 64	26	A	Drake	62 76										
322	H	Loyola Chicago	53 32	53	A	UNI	47 59										

Non-Div I Games:

Indiana St.

■ Loss, 
 ■ Non-Conf, 
 ■ S Site, 
 ■ H Home 
 ■ A Away 
 N Neutral



Average RPI Win: <b>225</b>	WON-LOST	WINNING	LAST 10	STRENGTH OF	OPP. STRENGTH	TEAM	ADJ.	CONF.	ADJ CONF.
Average RPI Loss: <b>146</b>	RECORD	PCT. RANK	GAMES	SCHEDULE	OF SCHEDULE	RPI	RPI	RPI	RPI
DIV. I ONLY	17- 12	123	6- 4	196	217	150	150	18	18
DIV. I NON-CONF.	5- 4	143	0- 0	122	212	136	136	17	17
TOTALS	RPI 1-25	RPI 26-50	W-L RECORDS	RPI 51-100	RPI 101-150	RPI 150+			
17- 12	0- 0	1- 1	OVERALL	0- 1	3- 4	13- 6			
11- 4	0- 0	1- 0	HOME	0- 0	2- 2	8- 2			
6- 8	0- 0	0- 1	AWAY	0- 1	1- 2	5- 4			
0- 0	0- 0	0- 0	NEUTRAL	0- 0	0- 0	0- 0			
5- 4	0- 0	0- 0	NON-CONFERENCE	0- 1	3- 2	2- 1			
4- 1	0- 0	0- 0	HOME	0- 0	2- 1	2- 0			
1- 3	0- 0	0- 0	AWAY	0- 1	1- 1	0- 1			
0- 0	0- 0	0- 0	NEUTRAL	0- 0	0- 0	0- 0			
12- 8	0- 0	1- 1	CONFERENCE	0- 0	0- 2	11- 5			
7- 3	0- 0	1- 0	HOME	0- 0	0- 1	6- 2			
5- 5	0- 0	0- 1	AWAY	0- 0	0- 1	5- 3			
0- 0	0- 0	0- 0	NEUTRAL	0- 0	0- 0	0- 0			

RPI S	Opponent	Score	RPI S	Opponent	Score	RPI S	Opponent	Score	RPI S	Opponent	Score	Team's RPI: 150
38	A Quinnipiac	45 <b>53</b>	38	H Quinnipiac	58 44	85	A Penn St.	67 <b>80</b>	110	H Saint Joseph's	58 57	
									117	A Rider	65 <b>85</b>	
									117	H Rider	36 <b>52</b>	
									119	H Fordham	55 46	
									131	A Navy	68 <b>73</b>	
									137	H Duquesne	58 <b>61</b>	
									141	A VCU	59 57	
									167	A Fairfield	59 <b>68</b>	
									167	H Fairfield	65 55	
									168	A Siena	53 <b>57</b>	
									168	H Siena	46 <b>58</b>	
									183	A North Texas	55 <b>66</b>	
									217	A Monmouth	65 <b>75</b>	
									217	H Monmouth	60 54	
									228	A Marist	48 37	
									228	H Marist	62 <b>68</b>	
									248	A Canisius	58 45	
									248	H Canisius	55 52	
									259	A Niagara	65 55	
									259	H Niagara	68 61	
									263	H Stony Brook	57 46	
									275	A Manhattan	76 62	
									275	H Manhattan	70 53	
									324	H St. Francis Brooklyn	62 46	
									326	A Saint Peter's	66 58	
									326	H Saint Peter's	51 50	
LAST 12 Division I GAMES:												
168	A Siena	53 <b>57</b>	248	A Canisius	58 45							
326	H Saint Peter's	51 50	259	A Niagara	65 55							
167	H Fairfield	65 55	38	H Quinnipiac	58 44							
38	A Quinnipiac	45 <b>53</b>	228	A Marist	48 37							
217	A Monmouth	65 <b>75</b>	217	H Monmouth	60 54							
117	H Rider	36 <b>52</b>	275	A Manhattan	76 62							

Non-Div I Games:

Iona

■ Loss, 
 ■ Non-Conf, 
 ■ S Site, 
 ■ H Home 
 ■ A Away 
 N Neutral

Average RPI Win:	142	WON-LOST	WINNING	LAST 10	STRENGTH OF	OPP. STRENGTH	TEAM	ADJ.	CONF.	ADJ CONF.
Average RPI Loss:	50	RECORD	PCT. RANK	GAMES	SCHEDULE	OF SCHEDULE	RPI	RPI	RPI	RPI
DIV. I ONLY	17- 13	132	4- 6	18	68	57	57	6	6	
DIV. I NON-CONF.	9- 4	85	0- 0	3	72	25	25	6	6	
TOTALS	RPI 1-25	RPI 26-50	W-L RECORDS	RPI 51-100	RPI 101-150	RPI 150+				
17- 13	0- 5	3- 4	OVERALL	3- 3	2- 0	9- 1				
14- 3	0- 2	2- 1	HOME	3- 0	1- 0	8- 0				
2- 8	0- 2	0- 3	AWAY	0- 2	1- 0	1- 1				
1- 2	0- 1	1- 0	NEUTRAL	0- 1	0- 0	0- 0				
9- 4	0- 2	2- 2	NON-CONFERENCE	1- 0	2- 0	4- 0				
7- 2	0- 1	1- 1	HOME	1- 0	1- 0	4- 0				
1- 1	0- 0	0- 1	AWAY	0- 0	1- 0	0- 0				
1- 1	0- 1	1- 0	NEUTRAL	0- 0	0- 0	0- 0				
8- 9	0- 3	1- 2	CONFERENCE	2- 3	0- 0	5- 1				
7- 1	0- 1	1- 0	HOME	2- 0	0- 0	4- 0				
1- 7	0- 2	0- 2	AWAY	0- 2	0- 0	1- 1				
0- 1	0- 0	0- 0	NEUTRAL	0- 1	0- 0	0- 0				

RPI	S	Opponent	Score	RPI	S	Opponent	Score	RPI	S	Opponent	Score	RPI	S	Opponent	Score
2	H	Notre Dame	58 73	26	A	Drake	76 81	53	H	UNI	88 39	105	H	Kent St.	83 48
10	N	UCLA	65 78	33	H	South Dakota St.	64 66	62	H	Northwestern	78 59	108	A	North Dakota	75 60
20	A	Maryland	81 100	39	A	Michigan	70 72	62	N	Northwestern	73 78	152	H	Oral Roberts	96 76
20	H	Maryland	82 98	41	N	James Madison	90 75	66	H	Minnesota	80 65	172	H	Hampton	84 51
24	A	Ohio St.	81 88	45	A	Indiana	77 80	76	A	Purdue	52 72	193	H	Robert Morris	81 60
				46	H	Michigan St.	87 83	85	A	Penn St.	58 71	197	H	Nebraska	75 72
				49	H	Iowa St.	88 76					205	A	Illinois	65 70
												205	H	Illinois	78 58
												212	H	Wisconsin	71 60
												223	A	Rutgers	71 59
												223	H	Rutgers	71 57
												306	H	Massachusetts	71 30
LAST 12 Division I GAMES:															
		62 N Northwestern	73 78			46 H Michigan St.	87 83								
		212 H Wisconsin	71 60			39 A Michigan	70 72								
		45 A Indiana	77 80			223 H Rutgers	71 57								
		76 A Purdue	52 72			20 A Maryland	81 100								
		62 H Northwestern	78 59			66 H Minnesota	80 65								
		24 A Ohio St.	81 88			223 A Rutgers	71 59								

Non-Div I Games:

Iowa

■ Loss, 
■ Non-Conf, 
■ S Site, 
■ H Home 
■ A Away 
N Neutral

Average RPI Win:	145	WON-LOST	WINNING	LAST 10	STRENGTH OF	OPP. STRENGTH	TEAM	ADJ.	CONF.	ADJ CONF.
Average RPI Loss:	42	RECORD	PCT. RANK	GAMES	SCHEDULE	OF SCHEDULE	RPI	RPI	RPI	RPI
DIV. I ONLY	18- 11	110	7- 3	38	37	49	49	4	4	
DIV. I NON-CONF.	9- 2	37	0- 0	97	231	62	62	3	3	
TOTALS	RPI 1-25	RPI 26-50	W-L RECORDS	RPI 51-100	RPI 101-150	RPI 150+				
18- 11	2- 7	1- 0	OVERALL	5- 2	2- 2	8- 0				
15- 4	1- 4	1- 0	HOME	4- 0	2- 0	7- 0				
3- 7	1- 3	0- 0	AWAY	1- 2	0- 2	1- 0				
0- 0	0- 0	0- 0	NEUTRAL	0- 0	0- 0	0- 0				
9- 2	0- 1	1- 0	NON-CONFERENCE	2- 1	0- 0	6- 0				
9- 1	0- 1	1- 0	HOME	2- 0	0- 0	6- 0				
0- 1	0- 0	0- 0	AWAY	0- 1	0- 0	0- 0				
0- 0	0- 0	0- 0	NEUTRAL	0- 0	0- 0	0- 0				
9- 9	2- 6	0- 0	CONFERENCE	3- 1	2- 2	2- 0				
6- 3	1- 3	0- 0	HOME	2- 0	2- 0	1- 0				
3- 6	1- 3	0- 0	AWAY	1- 1	0- 2	1- 0				
0- 0	0- 0	0- 0	NEUTRAL	0- 0	0- 0	0- 0				

RPI 1-25				RPI 26-50				Team's RPI: 49				RPI 51-100				RPI 101+			
RPI	S	Opponent	Score	RPI	S	Opponent	Score	RPI	S	Opponent	Score	RPI	S	Opponent	Score	RPI	S	Opponent	Score
4	A	Baylor	42 68	26	H	Drake	75 67	53	H	UNI	76 68	102	A	Texas Tech	66 75				
4	H	Baylor	52 83					57	A	Iowa	76 88	102	H	Texas Tech	79 68				
5	H	Mississippi St.	81 85					65	A	West Virginia	80 55	149	A	TCU	75 80				
13	A	Texas	70 66					65	H	West Virginia	68 53	149	H	TCU	72 69				
13	H	Texas	68 75					68	A	Oklahoma St.	59 71	171	A	Kansas	90 75				
18	A	Oklahoma	63 78					68	H	Oklahoma St.	61 48	171	H	Kansas	87 58				
18	H	Oklahoma	57 67					88	H	Northern Ill.	97 89	194	H	Sacred Heart	76 56				
23	A	Kansas St.	68 80									213	H	New Orleans	100 63				
23	H	Kansas St.	75 69									235	H	UC Santa Barbara	77 60				
												301	H	Savannah St.	74 51				
												320	H	Arkansas St.	105 53				
												347	H	Delaware St.	88 57				
LAST 12 Division I GAMES:																			
68	H	Oklahoma St.	61 48	65	A	West Virginia	80 55												
13	A	Texas	70 66	4	H	Baylor	52 83												
171	A	Kansas	90 75	149	H	TCU	72 69												
65	H	West Virginia	68 53	18	A	Oklahoma	63 78												
102	H	Texas Tech	79 68	23	H	Kansas St.	75 69												
23	A	Kansas St.	68 80	4	A	Baylor	42 68												

Non-Div I Games:

Iowa St.

■ Loss, 
 ■ Non-Conf, S Site, 
 ■ Home 
 ■ Away 
 N Neutral

Season 2017-2018				Through Games of March 17, 2017						
Average RPI Win:	302	WON-LOST	WINNING	LAST 10	STRENGTH OF	OPP. STRENGTH	TEAM	ADJ.	CONF.	ADJ CONF.
Average RPI Loss:	249	RECORD	PCT. RANK	GAMES	SCHEDULE	OF SCHEDULE	RPI	RPI	RPI	RPI
DIV. I ONLY	7- 16	279	4- 6	349	348	336	336	30	30	
DIV. I NON-CONF.	2- 4	230	0- 0	345	340	331	331	30	30	
-----										
TOTALS	RPI 1-25	RPI 26-50	W-L RECORDS	RPI 51-100	RPI 101-150	RPI 150+				
7- 16	0- 0	0- 0	OVERALL	0- 0	0- 1	7- 15				
3- 6	0- 0	0- 0	HOME	0- 0	0- 0	3- 6				
3- 10	0- 0	0- 0	AWAY	0- 0	0- 0	3- 3				
1- 0	0- 0	0- 0	NEUTRAL	0- 0	0- 0	1- 0				
2- 4	0- 0	0- 0	NON-CONFERENCE	0- 0	0- 1	2- 3				
1- 0	0- 0	0- 0	HOME	0- 0	0- 0	1- 0				
0- 4	0- 0	0- 0	AWAY	0- 0	0- 1	0- 3				
1- 0	0- 0	0- 0	NEUTRAL	0- 0	0- 0	1- 0				
5- 12	0- 0	0- 0	CONFERENCE	0- 0	0- 0	5- 12				
2- 6	0- 0	0- 0	HOME	0- 0	0- 0	2- 6				
3- 6	0- 0	0- 0	AWAY	0- 0	0- 0	3- 6				
0- 0	0- 0	0- 0	NEUTRAL	0- 0	0- 0	0- 0				

[illegible]

Non-Div I Games:	Blue Mountain	86	54	LeMoyn	Owen	88	67	Lane	57	52	Fisk	93	54	Jackson St.
------------------	---------------	----	----	--------	------	----	----	------	----	----	------	----	----	-------------

■ Loss, ■ Non-Conf, S Site, H Home A Away N Neutral

Jacksonville

Through Games Of March 2, 2017

Average RPI Win:	256	WON-LOST	WINNING	LAST 10	STRENGTH OF	OPP. STRENGTH	TEAM	ADJ.	CONF.	ADJ CONF.
Average RPI Loss:	72	RECORD	PCT. RANK	GAMES	SCHEDULE	OF SCHEDULE	RPI	RPI	RPI	RPI
DIV. I ONLY	19- 7	57	7- 3	220	215	93	93	25	25	
DIV. I NON-CONF.	8- 4	97	0- 0	129	121	75	75	24	24	
TOTALS	RPI 1-25	RPI 26-50	W-L RECORDS	RPI 51-100	RPI 101-150	RPI 150+				
19- 7	0- 1	0- 2	OVERALL	1- 2	2- 2	16- 0				
10- 1	0- 0	0- 0	HOME	0- 1	2- 0	8- 0				
7- 5	0- 1	0- 2	AWAY	0- 1	0- 1	7- 0				
2- 1	0- 0	0- 0	NEUTRAL	1- 0	0- 1	1- 0				
8- 4	0- 1	0- 2	NON-CONFERENCE	1- 0	1- 1	6- 0				
4- 0	0- 0	0- 0	HOME	0- 0	1- 0	3- 0				
2- 3	0- 1	0- 2	AWAY	0- 0	0- 0	2- 0				
2- 1	0- 0	0- 0	NEUTRAL	1- 0	0- 1	1- 0				
11- 3	0- 0	0- 0	CONFERENCE	0- 2	1- 1	10- 0				
6- 1	0- 0	0- 0	HOME	0- 1	1- 0	5- 0				
5- 2	0- 0	0- 0	AWAY	0- 1	0- 1	5- 0				
0- 0	0- 0	0- 0	NEUTRAL	0- 0	0- 0	0- 0				

RPI 1-25				RPI 26-50				RPI 51-100 Team's RPI: 93				RPI 101+			
RPI	S	Opponent	Score	RPI	S	Opponent	Score	RPI	S	Opponent	Score	RPI	S	Opponent	Score
11	A	Florida St.	47 90	34	A	South Fla.	52 64	83	N	UC Davis	61 54	103	A	FGCU	57 60
				44	A	Auburn	41 53	97	A	Stetson	47 57	103	H	FGCU	73 65
								97	H	Stetson	49 65	116	N	North Carolina	57 87
												121	H	Troy	77 70
												175	H	Bethune-Cookman	69 63
												236	N	Wofford	66 60
												240	H	South Ala.	62 55
												278	A	Kennesaw St.	74 62
												278	H	Kennesaw St.	72 48
												294	H	Nicholls St.	76 71
												297	A	North Florida	69 59
												297	H	North Florida	68 58
												298	A	Lipscomb	73 67
												298	H	Lipscomb	84 60
												301	A	Savannah St.	55 40
												305	A	FIU	71 56
												314	A	NJIT	75 56
												314	H	NJIT	75 59
												319	A	USC Upstate	65 47
												319	H	USC Upstate	59 46
LAST 12 Division I GAMES:															
297	A	North Florida	69 59	103	H	FGCU	73 65								
278	A	Kennesaw St.	74 62	97	H	Stetson	49 65								
298	A	Lipscomb	73 67	103	A	FGCU	57 60								
319	H	USC Upstate	59 46	298	H	Lipscomb	84 60								
314	H	NJIT	75 59	278	H	Kennesaw St.	72 48								
97	A	Stetson	47 57	314	A	NJIT	75 56								

Non-Div I Games: Thomas (GA) 100 43 Johnson & Wales (FI110 31 Fla. Memorial 76 51

Jacksonville

Loss, Non-Conf, S Site, H Home A Away N Neutral

Jacksonville St.

Through Games Of March 2, 2017

Average RPI Win:	272	WON-LOST	WINNING	LAST 10	STRENGTH OF	OPP. STRENGTH	TEAM	ADJ.	CONF.	ADJ CONF.
Average RPI Loss:	191	RECORD	PCT. RANK	GAMES	SCHEDULE	OF SCHEDULE	RPI	RPI	RPI	RPI
DIV. I ONLY	12- 15	208	5- 5	293	280	247	247	26	26	
DIV. I NON-CONF.	6- 5	148	0- 0	315	260	210	210	26	26	
TOTALS	RPI 1-25	RPI 26-50	W-L RECORDS	RPI 51-100	RPI 101-150	RPI 150+				
12- 15	0- 1	0- 0	OVERALL	0- 2	0- 2	12- 10				
7- 5	0- 0	0- 0	HOME	0- 1	0- 1	7- 3				
4- 10	0- 1	0- 0	AWAY	0- 1	0- 1	4- 7				
1- 0	0- 0	0- 0	NEUTRAL	0- 0	0- 0	1- 0				
6- 5	0- 1	0- 0	NON-CONFERENCE	0- 0	0- 2	6- 2				
2- 2	0- 0	0- 0	HOME	0- 0	0- 1	2- 1				
3- 3	0- 1	0- 0	AWAY	0- 0	0- 1	3- 1				
1- 0	0- 0	0- 0	NEUTRAL	0- 0	0- 0	1- 0				
6- 10	0- 0	0- 0	CONFERENCE	0- 2	0- 0	6- 8				
5- 3	0- 0	0- 0	HOME	0- 1	0- 0	5- 2				
1- 7	0- 0	0- 0	AWAY	0- 1	0- 0	1- 6				
0- 0	0- 0	0- 0	NEUTRAL	0- 0	0- 0	0- 0				

RPI S	Opponent	Score	RPI S	Opponent	Score	RPI S	Opponent	Score	RPI S	Opponent	Score	Team's RPI: 247
11	A Florida St.	62 73				59	A Belmont	52 61	109	H Clemson	63 69	
						59	H Belmont	53 54	122	A Ole Miss	50 68	
									185	A Morehead St.	82 85	
									185	H Morehead St.	69 68	
									198	A SIUE	62 69	
									213	H New Orleans	79 81	
									222	H Ga. Southern	67 55	
									226	A UT Martin	83 94	
									249	A Tennessee St.	51 64	
									249	H Tennessee St.	69 56	
									260	H Austin Peay	65 45	
									262	H Murray St.	64 71	
									266	H Southeast Mo. St.	58 65	
									278	A Kennesaw St.	65 59	
									280	A Tennessee Tech	54 56	
									280	H Tennessee Tech	57 44	
									282	A Eastern Ky.	54 49	
									282	H Eastern Ky.	71 61	
									294	H Nicholls St.	75 52	
									296	A Eastern Ill.	67 71	
									301	A Savannah St.	64 57	
									302	A Alcorn	70 66	
									331	N Florida A&M	66 54	
									337	A Fla. Atlantic	55 63	
LAST 12 Division I GAMES:												
185	A Morehead St.	82 85	266	H Southeast Mo. St.	58 65							
282	H Eastern Ky.	71 61	185	H Morehead St.	69 68							
280	H Tennessee Tech	57 44	282	A Eastern Ky.	54 49							
249	H Tennessee St.	69 56	249	A Tennessee St.	51 64							
59	A Belmont	52 61	59	H Belmont	53 54							
198	A SIUE	62 69	280	A Tennessee Tech	54 56							

Non-Div I Games: Brewton Parker 89 26

Jacksonville St.

Loss, Non-Conf, S Site, H Home A Away N Neutral

Average RPI Win:	158	WON-LOST	WINNING	LAST 10	STRENGTH OF	OPP. STRENGTH	TEAM	ADJ.	CONF.	ADJ CONF.
Average RPI Loss:	99	RECORD	PCT. RANK	GAMES	SCHEDULE	OF SCHEDULE	RPI	RPI	RPI	RPI
DIV. I ONLY	22- 7	37	9- 1	98	82	41	41	9	9	
DIV. I NON-CONF.	7- 4	114	0- 0	119	18	79	79	8	8	
TOTALS	RPI 1-25	RPI 26-50	W-L RECORDS	RPI 51-100	RPI 101-150	RPI 150+				
22- 7	0- 2	2- 0	OVERALL	3- 2	4- 1	13- 2				
10- 3	0- 1	1- 0	HOME	2- 0	1- 1	6- 1				
11- 3	0- 1	1- 0	AWAY	1- 1	3- 0	6- 1				
1- 1	0- 0	0- 0	NEUTRAL	0- 1	0- 0	1- 0				
7- 4	0- 2	0- 0	NON-CONFERENCE	1- 2	1- 0	5- 0				
3- 1	0- 1	0- 0	HOME	1- 0	0- 0	2- 0				
3- 2	0- 1	0- 0	AWAY	0- 1	1- 0	2- 0				
1- 1	0- 0	0- 0	NEUTRAL	0- 1	0- 0	1- 0				
15- 3	0- 0	2- 0	CONFERENCE	2- 0	3- 1	8- 2				
7- 2	0- 0	1- 0	HOME	1- 0	1- 1	4- 1				
8- 1	0- 0	1- 0	AWAY	1- 0	2- 0	4- 1				
0- 0	0- 0	0- 0	NEUTRAL	0- 0	0- 0	0- 0				

RPI 1-25				RPI 26-50				Team's RPI: 41	RPI 51-100				RPI 101+			
RPI	S	Opponent	Score	RPI	S	Opponent	Score		RPI	S	Opponent	Score	RPI	S	Opponent	Score
11	A	Florida St.	64 84	28	A	Elon	76 70		57	N	Iowa	75 90	110	A	Saint Joseph's	85 72
22	H	Tennessee	69 81	28	H	Elon	61 54		71	A	St. John's (NY)	63 74	130	A	William & Mary	79 64
									78	A	Drexel	74 64	130	H	William & Mary	53 62
									78	H	Drexel	54 47	133	A	Delaware	66 51
									82	H	Wake Forest	83 76	133	H	Delaware	77 42
													153	A	Northeastern	67 49
													153	H	Northeastern	74 54
													157	N	Idaho St.	83 53
													172	H	Hampton	71 50
													189	A	Hofstra	61 50
													189	H	Hofstra	93 57
													202	A	Towson	51 54
													202	H	Towson	55 60
													209	A	Col. of Charleston	84 78
													209	H	Col. of Charleston	74 60
													223	A	Rutgers	82 76
													225	A	UNCW	70 59
													225	H	UNCW	73 51
													246	A	Liberty	62 48
													324	H	St. Francis Brooklyn	83 57
LAST 12 Division I GAMES:																
209	H	Col. of Charleston	74 60	133	H	Delaware	77 42									
130	H	William & Mary	53 62	153	A	Northeastern	67 49									
78	A	Drexel	74 64	189	A	Hofstra	61 50									
209	A	Col. of Charleston	84 78	130	A	William & Mary	79 64									
225	A	UNCW	70 59	78	H	Drexel	54 47									
28	H	Elon	61 54	202	H	Towson	55 60									

Non-Div I Games:

James Madison

Kansas

Through Games Of March 2, 2017

Average RPI Win:	148	WON-LOST	WINNING	LAST 10	STRENGTH OF	OPP. STRENGTH	TEAM	ADJ.	CONF.	ADJ CONF.
Average RPI Loss:	59	RECORD	PCT. RANK	GAMES	SCHEDULE	OF SCHEDULE	RPI	RPI	RPI	RPI
DIV. I ONLY	8- 21	290	2- 8	23	15	171	171	4	4	
DIV. I NON-CONF.	6- 5	148	0- 0	73	92	137	137	3	3	
TOTALS	RPI 1-25	RPI 26-50	W-L RECORDS	RPI 51-100	RPI 101-150	RPI 150+				
8- 21	0- 9	0- 3	OVERALL	1- 4	4- 4	3- 1				
7- 10	0- 4	0- 2	HOME	1- 2	3- 1	3- 1				
1- 11	0- 5	0- 1	AWAY	0- 2	1- 3	0- 0				
0- 0	0- 0	0- 0	NEUTRAL	0- 0	0- 0	0- 0				
6- 5	0- 1	0- 1	NON-CONFERENCE	0- 1	3- 1	3- 1				
5- 3	0- 0	0- 1	HOME	0- 1	2- 0	3- 1				
1- 2	0- 1	0- 0	AWAY	0- 0	1- 1	0- 0				
0- 0	0- 0	0- 0	NEUTRAL	0- 0	0- 0	0- 0				
2- 16	0- 8	0- 2	CONFERENCE	1- 3	1- 3	0- 0				
2- 7	0- 4	0- 1	HOME	1- 1	1- 1	0- 0				
0- 9	0- 4	0- 1	AWAY	0- 2	0- 2	0- 0				
0- 0	0- 0	0- 0	NEUTRAL	0- 0	0- 0	0- 0				

RPI	S	Opponent	Score	RPI	S	Opponent	Score	RPI	S	Opponent	Score	RPI	S	Opponent	Score	Team's RPI: 171
4	A	Baylor	43 90	27	H	Harvard	59 69	65	A	West Virginia	54 73	102	A	Texas Tech	60 75	
4	H	Baylor	43 92	49	A	Iowa St.	58 87	65	H	West Virginia	51 62	102	H	Texas Tech	66 60	
13	A	Texas	42 75	49	H	Iowa St.	75 90	68	A	Oklahoma St.	70 74	108	H	North Dakota	76 71	
13	H	Texas	54 66					68	H	Oklahoma St.	67 49	126	A	Alabama	65 71	
18	A	Oklahoma	52 89					94	H	SMU	63 75	129	H	Arizona	75 51	
18	H	Oklahoma	54 84									144	A	Memphis	68 58	
21	A	Creighton	49 69									149	A	TCU	68 83	
23	A	Kansas St.	60 73									149	H	TCU	68 80	
23	H	Kansas St.	54 61									152	H	Oral Roberts	64 56	
												154	H	Missouri St.	64 87	
												179	H	UC Riverside	90 84	
												299	H	Rhode Island	72 36	
LAST 12 Division I GAMES:																
65	A	West Virginia	54 73	149	H	TCU	68 80									
23	H	Kansas St.	54 61	18	A	Oklahoma	52 89									
49	H	Iowa St.	75 90	102	H	Texas Tech	66 60									
102	A	Texas Tech	60 75	68	A	Oklahoma St.	70 74									
13	A	Texas	42 75	149	A	TCU	68 83									
68	H	Oklahoma St.	67 49	65	H	West Virginia	51 62									

Non-Div I Games:

Kansas

Loss, Non-Conf, S Site, H Home A Away N Neutral



Average RPI Win: 121		WON-LOST	WINNING	LAST 10	STRENGTH OF	OPP. STRENGTH	TEAM	ADJ.	CONF.	ADJ CONF.
Average RPI Loss: 24		RECORD	PCT. RANK	GAMES	SCHEDULE	OF SCHEDULE	RPI	RPI	RPI	RPI
DIV. I ONLY		21- 9	69	6- 4	25	6	23	23	4	4
DIV. I NON-CONF.		10- 2	32	0- 0	50	29	21	21	3	3
TOTALS		RPI 1-25	RPI 26-50		W-L RECORDS		RPI 51-100	RPI 101-150	RPI 150+	
21- 9	1- 6	4- 1		OVERALL		4- 2	6- 0	6- 0		
13- 3	1- 3	2- 0		HOME		3- 0	4- 0	3- 0		
5- 6	0- 3	0- 1		AWAY		1- 2	2- 0	2- 0		
3- 0	0- 0	2- 0		NEUTRAL		0- 0	0- 0	1- 0		
10- 2	0- 1	3- 0		NON-CONFERENCE		1- 1	2- 0	4- 0		
6- 1	0- 1	1- 0		HOME		1- 0	2- 0	2- 0		
1- 1	0- 0	0- 0		AWAY		0- 1	0- 0	1- 0		
3- 0	0- 0	2- 0		NEUTRAL		0- 0	0- 0	1- 0		
11- 7	1- 5	1- 1		CONFERENCE		3- 1	4- 0	2- 0		
7- 2	1- 2	1- 0		HOME		2- 0	2- 0	1- 0		
4- 5	0- 3	0- 1		AWAY		1- 1	2- 0	1- 0		
0- 0	0- 0	0- 0		NEUTRAL		0- 0	0- 0	0- 0		

RPI	S	Opponent	Score	RPI	S	Opponent	Score	RPI	S	Opponent	Score	RPI	S	Opponent	Score
1	H	UConn	58 75	32	N	LSU	69 54	53	A	UNI	59 67	102	A	Texas Tech	65 53
4	A	Baylor	57 87	35	N	North Carolina St.	67 50	65	A	West Virginia	59 66	102	H	Texas Tech	68 54
4	H	Baylor	49 91	44	H	Auburn	71 66	65	H	West Virginia	86 71	127	H	Princeton	60 42
13	A	Texas	58 63	49	A	Iowa St.	69 75	68	A	Oklahoma St.	63 43	134	H	Lamar University	68 43
13	H	Texas	61 69	49	H	Iowa St.	80 68	68	H	Oklahoma St.	74 69	149	A	TCU	68 65
18	A	Oklahoma	80 85					99	H	UT Arlington	62 49	149	H	TCU	74 63
18	H	Oklahoma	79 71									151	H	Tulsa	82 62
												158	A	Omaha	70 57
												171	A	Kansas	61 54
												171	H	Kansas	73 60
												303	N	UTEP	61 40
												340	H	Chicago St.	83 33
LAST 12 Division I GAMES:															
13	H	Texas	61 69	13	A	Texas	58 63								
171	A	Kansas	61 54	102	A	Texas Tech	65 53								
18	H	Oklahoma	79 71	68	H	Oklahoma St.	74 69								
149	A	TCU	68 65	4	H	Baylor	49 91								
65	A	West Virginia	59 66	49	A	Iowa St.	69 75								
49	H	Iowa St.	80 68	149	H	TCU	74 63								

Non-Div I Games:

Kansas St.

■ Loss, 
■ Non-Conf, 
■ S Site, 
■ H Home 
■ A Away 
N Neutral

Average RPI Win:	306	WON-LOST	WINNING	LAST 10	STRENGTH OF	OPP. STRENGTH	TEAM	ADJ.	CONF.	ADJ CONF.
Average RPI Loss:	151	RECORD	PCT. RANK	GAMES	SCHEDULE	OF SCHEDULE	RPI	RPI	RPI	RPI
DIV. I ONLY	9- 19	265	7- 3	216	251	278	278	25	25	
DIV. I NON-CONF.	1- 13	334	0- 0	222	241	338	338	24	24	
TOTALS	RPI 1-25	RPI 26-50	W-L RECORDS	RPI 51-100	RPI 101-150	RPI 150+				
9- 19	0- 1	0- 0	OVERALL	0- 7	0- 3	9- 8				
5- 8	0- 1	0- 0	HOME	0- 3	0- 1	5- 3				
4- 8	0- 0	0- 0	AWAY	0- 0	0- 0	4- 0				
0- 3	0- 0	0- 0	NEUTRAL	0- 0	0- 0	0- 3				
1- 13	0- 1	0- 0	NON-CONFERENCE	0- 3	0- 1	1- 8				
1- 5	0- 1	0- 0	HOME	0- 1	0- 0	1- 3				
0- 5	0- 0	0- 0	AWAY	0- 2	0- 1	0- 2				
0- 3	0- 0	0- 0	NEUTRAL	0- 0	0- 0	0- 3				
8- 6	0- 0	0- 0	CONFERENCE	0- 4	0- 2	8- 0				
4- 3	0- 0	0- 0	HOME	0- 2	0- 1	4- 0				
4- 3	0- 0	0- 0	AWAY	0- 2	0- 1	4- 0				
0- 0	0- 0	0- 0	NEUTRAL	0- 0	0- 0	0- 0				

RPI S	Opponent	Score	RPI S	Opponent	Score	RPI S	Opponent	Score	RPI S	Opponent	Score	Team's RPI: 278
17	H Temple	38 79				55	H Georgia Tech	49 86	103	A FGCU	35 69	
						84	A Georgia	40 82	103	H FGCU	56 75	
						89	A Mercer	46 61	107	A Vanderbilt	54 86	
						93	A Jacksonville	48 72	185	H Morehead St.	50 71	
						93	H Jacksonville	62 74	190	N Xavier	52 75	
						97	A Stetson	43 60	236	H Wofford	49 78	
						97	H Stetson	56 65	245	N Portland St.	61 71	
									247	H Jacksonville St.	59 65	
									254	A Georgia St.	59 62	
									260	A Austin Peay	49 68	
									297	A North Florida	67 61	
									297	H North Florida	52 48	
									298	A Lipscomb	70 55	
									298	H Lipscomb	96 69	
									301	H Savannah St.	72 60	
									314	A NJIT	66 56	
									314	H NJIT	75 64	
									319	A USC Upstate	79 71	
									319	H USC Upstate	74 67	
									320	N Arkansas St.	67 70	
LAST 12 Division I GAMES:												
298	H Lipscomb	96 69	319	H USC Upstate	74 67							
93	H Jacksonville	62 74	314	H NJIT	75 64							
297	H North Florida	52 48	319	A USC Upstate	79 71							
97	A Stetson	43 60	297	A North Florida	67 61							
103	A FGCU	35 69	93	A Jacksonville	48 72							
314	A NJIT	66 56	103	H FGCU	56 75							

Non-Div I Games:

Kennesaw St.

■ Loss, 
 ■ Non-Conf, 
 S Site, 
 ■ Home 
 ■ Away 
 N Neutral

Average RPI Win: 209		WON-LOST	WINNING	LAST 10	STRENGTH OF	OPP. STRENGTH	TEAM	ADJ.	CONF.	ADJ CONF.
Average RPI Loss: 86		RECORD	PCT. RANK	GAMES	SCHEDULE	OF SCHEDULE	RPI	RPI	RPI	RPI
DIV. I ONLY		18- 11	110	8- 2	121	117	105	105	10	10
DIV. I NON-CONF.		6- 6	165	0- 0	95	165	139	139	11	11
TOTALS		RPI 1-25	RPI 26-50	W-L RECORDS	RPI 51-100	RPI 101-150	RPI 150+			
18- 11	0- 1		0- 2	OVERALL	3- 5	2- 1	13- 2			
10- 3	0- 0		0- 1	HOME	2- 1	0- 0	8- 1			
7- 6	0- 0		0- 0	AWAY	1- 4	1- 1	5- 1			
1- 2	0- 1		0- 1	NEUTRAL	0- 0	1- 0	0- 0			
6- 6	0- 1		0- 1	NON-CONFERENCE	0- 2	2- 0	4- 2			
4- 1	0- 0		0- 0	HOME	0- 0	0- 0	4- 1			
1- 3	0- 0		0- 0	AWAY	0- 2	1- 0	0- 1			
1- 2	0- 1		0- 1	NEUTRAL	0- 0	1- 0	0- 0			
12- 5	0- 0		0- 1	CONFERENCE	3- 3	0- 1	9- 0			
6- 2	0- 0		0- 1	HOME	2- 1	0- 0	4- 0			
6- 3	0- 0		0- 0	AWAY	1- 2	0- 1	5- 0			
0- 0	0- 0		0- 0	NEUTRAL	0- 0	0- 0	0- 0			

RPI 1-25				RPI 26-50				RPI 51-100				RPI 101+ Team's RPI: 105			
RPI	S	Opponent	Score	RPI	S	Opponent	Score	RPI	S	Opponent	Score	RPI	S	Opponent	Score
4	N	Baylor	42 84	37	H	Central Mich.	78 91	54	A	Ohio	68 65	103	N	FGCU	77 64
				42	N	Western Ky.	73 79	54	H	Ohio	83 77	114	A	Ball St.	47 71
								57	A	Iowa	48 83	135	A	Wright St.	79 69
								66	A	Minnesota	62 92	161	A	Detroit Mercy	52 73
								70	H	Toledo	70 60	184	A	Western Mich.	71 67
								88	A	Northern Ill.	72 93	193	H	Robert Morris	65 68
								88	H	Northern Ill.	97 98	234	H	Bradley	77 52
								92	A	Buffalo	62 77	238	A	Bowling Green	70 60
												238	H	Bowling Green	80 78
												239	A	Miami (OH)	78 51
												239	H	Miami (OH)	84 66
												242	A	Akron	72 58
												242	H	Akron	73 69
												282	H	Eastern Ky.	80 67
												289	A	Eastern Mich.	86 67
												289	H	Eastern Mich.	83 65
												311	H	Youngstown St.	75 60
												318	H	Fort Wayne	66 55
LAST 12 Division I GAMES:															
				239	A	Miami (OH)	78 51	92	A	Buffalo	62 77				
				242	H	Akron	73 69	239	H	Miami (OH)	84 66				
				238	A	Bowling Green	70 60	238	H	Bowling Green	80 78				
				54	H	Ohio	83 77	88	A	Northern Ill.	72 93				
				242	A	Akron	72 58	70	H	Toledo	70 60				
				289	H	Eastern Mich.	83 65	184	A	Western Mich.	71 67				

Non-Div I Games:

Kent St.

■ Loss, ■ Non-Conf, S Site, H Home A Away N Neutral

## Kentucky

## Through Games Of March 2, 2017

Average RPI Win: 90		WON-LOST	WINNING	LAST 10	STRENGTH OF	OPP. STRENGTH	TEAM	ADJ.	CONF.	ADJ CONF.
Average RPI Loss: 25		RECORD	PCT. RANK	GAMES	SCHEDULE	OF SCHEDULE	RPI	RPI	RPI	RPI
DIV. I ONLY		20- 9	76	7- 3	2	9	14	14	2	2
DIV. I NON-CONF.		9- 4	85	0- 0	4	27	16	16	2	2
TOTALS		RPI 1-25	RPI 26-50	W-L RECORDS		RPI 51-100	RPI 101-150	RPI 150+		
20- 9	4- 7	2- 1		OVERALL		6- 1	5- 0	3- 0		
15- 3	4- 2	0- 1		HOME		5- 0	4- 0	2- 0		
5- 6	0- 5	2- 0		AWAY		1- 1	1- 0	1- 0		
0- 0	0- 0	0- 0		NEUTRAL		0- 0	0- 0	0- 0		
9- 4	2- 2	0- 1		NON-CONFERENCE		3- 1	2- 0	2- 0		
9- 1	2- 0	0- 1		HOME		3- 0	2- 0	2- 0		
0- 3	0- 2	0- 0		AWAY		0- 1	0- 0	0- 0		
0- 0	0- 0	0- 0		NEUTRAL		0- 0	0- 0	0- 0		
11- 5	2- 5	2- 0		CONFERENCE		3- 0	3- 0	1- 0		
6- 2	2- 2	0- 0		HOME		2- 0	2- 0	0- 0		
5- 3	0- 3	2- 0		AWAY		1- 0	1- 0	1- 0		
0- 0	0- 0	0- 0		NEUTRAL		0- 0	0- 0	0- 0		

RPI	S	Opponent	Score	RPI	S	Opponent	Score	RPI	S	Opponent	Score	RPI	S	Opponent	Score
3	A	South Carolina	87 95	31	H	Arizona St.	71 73	67	H	New Hampshire	92 43	107	H	Vanderbilt	71 63
3	H	South Carolina	63 75	32	A	LSU	55 42	77	H	Middle Tenn.	61 48	122	H	Ole Miss	89 57
5	H	Mississippi St.	78 75	44	A	Auburn	64 60	79	H	Florida	67 48	123	H	Radford	59 36
9	A	Duke	54 69					84	A	Georgia	66 56	126	A	Alabama	71 54
12	A	Louisville	67 69					84	H	Georgia	82 61	128	H	Albany (NY)	70 46
16	H	Miami (FL)	82 66					95	H	Washington St.	69 67	169	A	Arkansas	69 62
18	H	Oklahoma	82 68					100	A	Colorado	69 79	185	H	Morehead St.	74 47
19	A	Missouri	67 73									227	H	Samford	80 57
19	H	Missouri	64 62												
22	A	Tennessee	65 72												
25	H	Texas A&M	68 77												
LAST 12 Division I GAMES:															
3	A	South Carolina	87 95	3	H	South Carolina	63 75								
5	H	Mississippi St.	78 75	19	A	Missouri	67 73								
79	H	Florida	67 48	122	H	Ole Miss	89 57								
169	A	Arkansas	69 62	44	A	Auburn	64 60								
84	A	Georgia	66 56	32	A	LSU	55 42								
107	H	Vanderbilt	71 63	84	H	Georgia	82 61								

Non-Div I Games:

Kentucky

■ Loss, 
 ■ Non-Conf, S Site, 
 ■ Home 
 ■ Away 
 N Neutral

Average RPI Win:	314	WON-LOST	WINNING	LAST 10	STRENGTH OF	OPP. STRENGTH	TEAM	ADJ.	CONF.	ADJ CONF.
Average RPI Loss:	227	RECORD	PCT. RANK	GAMES	SCHEDULE	OF SCHEDULE	RPI	RPI	RPI	RPI
DIV. I ONLY	6- 23	316	3- 7	302	346	334	334	31	31	
DIV. I NON-CONF.	1- 10	325	0- 1	172	314	329	329	32	32	
TOTALS	RPI 1-25	RPI 26-50	W-L RECORDS	RPI 51-100	RPI 101-150	RPI 150+				
6- 23	0- 1	0- 0	OVERALL	0- 0	0- 1	6- 21				
3- 11	0- 0	0- 0	HOME	0- 0	0- 1	3- 10				
3- 10	0- 1	0- 0	AWAY	0- 0	0- 0	3- 9				
0- 2	0- 0	0- 0	NEUTRAL	0- 0	0- 0	0- 2				
1- 10	0- 1	0- 0	NON-CONFERENCE	0- 0	0- 1	1- 8				
1- 4	0- 0	0- 0	HOME	0- 0	0- 1	1- 3				
0- 4	0- 1	0- 0	AWAY	0- 0	0- 0	0- 3				
0- 2	0- 0	0- 0	NEUTRAL	0- 0	0- 0	0- 2				
5- 13	0- 0	0- 0	CONFERENCE	0- 0	0- 0	5- 13				
2- 7	0- 0	0- 0	HOME	0- 0	0- 0	2- 7				
3- 6	0- 0	0- 0	AWAY	0- 0	0- 0	3- 6				
0- 0	0- 0	0- 0	NEUTRAL	0- 0	0- 0	0- 0				

RPI 1-25			RPI 26-50			RPI 51-100			RPI 101+ Team's RPI: 334		
RPI	S	Opponent	Score	RPI	S	RPI	S	Opponent	Score		
24	A	Ohio St.	54 113					132	H	Yale	44 75
								155	N	Milwaukee	50 88
								159	H	Army West Point	47 68
								174	A	Columbia	57 66
								193	A	Robert Morris	42 83
								193	H	Robert Morris	54 64
								194	A	Sacred Heart	48 66
								194	H	Sacred Heart	41 51
								195	H	George Mason	48 64
								207	H	UMBC	45 57
								211	A	Seton Hall	59 77
								230	A	Saint Francis (PA)	52 66
								230	H	Saint Francis (PA)	30 74
								263	H	Stony Brook	58 48
								264	A	Bryant	53 57
								264	H	Bryant	53 62
								274	A	Colgate	61 76
								291	A	Mt. St. Mary's	43 56
								291	H	Mt. St. Mary's	63 60
								314	N	NJIT	48 50
								317	A	Central Conn. St.	68 62
								317	H	Central Conn. St.	71 76
								324	A	St. Francis Brooklyn	62 58
								324	H	St. Francis Brooklyn	54 56
								338	A	Fairleigh Dickinson	46 64
								338	H	Fairleigh Dickinson	54 67
LAST 12 Division I GAMES:											
314	N	NJIT	48 50	338	H	Fairleigh Dickinson	54 67				
343	A	Wagner	63 58	193	H	Robert Morris	54 64				
291	A	Mt. St. Mary's	43 56	230	H	Saint Francis (PA)	30 74				
324	A	St. Francis Brooklyn	62 58	317	A	Central Conn. St.	68 62				
194	H	Sacred Heart	41 51	194	A	Sacred Heart	48 66				
264	A	Bryant	53 57	343	H	Wagner	69 64				

Non-Div I Games:

LIU Brooklyn

■ Loss, 
 ■ Non-Conf, 
 ■ S Site, 
 ■ H Home 
 ■ A Away 
 N Neutral

RPI	S	Opponent	Score	
343	A	Wagner	63	58
343	H	Wagner	69	64

L  
I  
U  
B  
r  
o  
o  
k  
l  
y  
n

L  
I  
U  
B  
r  
o  
o  
k  
l  
y  
n

LIU Brooklyn

Average RPI Win:	129	WON-LOST	WINNING	LAST 10	STRENGTH OF	OPP. STRENGTH	TEAM	ADJ.	CONF.	ADJ CONF.
Average RPI Loss:	33	RECORD	PCT. RANK	GAMES	SCHEDULE	OF SCHEDULE	RPI	RPI	RPI	RPI
DIV. I ONLY	20- 10	88	6- 4	35	11	32	32	2	2	
DIV. I NON-CONF.	11- 2	23	0- 0	72	21	34	34	2	2	
TOTALS	RPI 1-25	RPI 26-50	W-L RECORDS	RPI 51-100	RPI 101-150	RPI 150+				
20- 10	2- 7	2- 1	OVERALL	3- 1	7- 1	6- 0				
13- 3	2- 3	1- 0	HOME	3- 0	3- 0	4- 0				
3- 6	0- 0	0- 0	AWAY	0- 0	2- 0	1- 0				
4- 1	0- 1	1- 0	NEUTRAL	0- 0	2- 0	1- 0				
11- 2	0- 2	2- 0	NON-CONFERENCE	2- 0	3- 0	4- 0				
7- 1	0- 1	1- 0	HOME	2- 0	1- 0	3- 0				
1- 0	0- 0	0- 0	AWAY	0- 0	1- 0	0- 0				
3- 1	0- 1	1- 0	NEUTRAL	0- 0	1- 0	1- 0				
9- 8	2- 5	0- 1	CONFERENCE	1- 1	4- 1	2- 0				
6- 2	2- 2	0- 0	HOME	1- 0	2- 0	1- 0				
2- 6	0- 3	0- 1	AWAY	0- 1	1- 1	1- 0				
1- 0	0- 0	0- 0	NEUTRAL	0- 0	1- 0	0- 0				

RPI S	Opponent	Score	RPI S	Opponent	Score	RPI S	Opponent	Score	RPI S	Opponent	Score
1	H UConn	53 76	35	N North Carolina St.	59 58	64	H Tulane	69 51	107	A Vanderbilt	68 70
3	H South Carolina	61 84	44	A Auburn	49 54	79	H Florida	78 67	107	H Vanderbilt	64 58
5	A Mississippi St.	48 74	50	H Little Rock	69 49	82	H Wake Forest	60 57	116	N North Carolina	70 43
14	H Kentucky	42 55				84	A Georgia	65 70	122	A Ole Miss	62 51
19	H Missouri	80 71							122	N Ole Miss	65 49
22	A Tennessee	58 77							126	H Alabama	48 41
23	N Kansas St.	54 69							143	A Louisiana Tech	77 73
25	A Texas A&M	52 54							149	H TCU	67 61
25	H Texas A&M	67 63							162	H Rice	66 55
									169	A Arkansas	53 52
									169	H Arkansas	53 46
									200	H Alabama St.	93 40
									303	N UTEP	78 45
									342	H Sam Houston St.	89 41
LAST 12 Division I GAMES:											
122	N Ole Miss	65 49	122	A Ole Miss	62 51						
107	H Vanderbilt	64 58	126	H Alabama	48 41						
44	A Auburn	49 54	22	A Tennessee	58 77						
84	A Georgia	65 70	169	H Arkansas	53 46						
25	H Texas A&M	67 63	25	A Texas A&M	52 54						
107	A Vanderbilt	68 70	14	H Kentucky	42 55						

Non-Div I Games:

LSU

■ Loss, 
■ Non-Conf, 
■ S Site, 
■ H Home 
■ A Away 
N Neutral

Average RPI Win:	235	WON-LOST	WINNING	LAST 10	STRENGTH OF	OPP. STRENGTH	TEAM	ADJ.	CONF.	ADJ CONF.
Average RPI Loss:	108	RECORD	PCT. RANK	GAMES	SCHEDULE	OF SCHEDULE	RPI	RPI	RPI	RPI
DIV. I ONLY	17- 12	123	6- 4	247	122	166	166	12	12	
DIV. I NON-CONF.	7- 5	137	0- 0	213	158	160	160	12	12	
TOTALS	RPI 1-25	RPI 26-50	W-L RECORDS	RPI 51-100	RPI 101-150	RPI 150+				
17- 12	0- 1	1- 2	OVERALL	1- 1	0- 7	15- 1				
8- 7	0- 0	0- 2	HOME	0- 0	0- 4	8- 1				
8- 5	0- 1	1- 0	AWAY	1- 1	0- 3	6- 0				
1- 0	0- 0	0- 0	NEUTRAL	0- 0	0- 0	1- 0				
7- 5	0- 1	0- 1	NON-CONFERENCE	1- 1	0- 1	6- 1				
4- 2	0- 0	0- 1	HOME	0- 0	0- 0	4- 1				
2- 3	0- 1	0- 0	AWAY	1- 1	0- 1	1- 0				
1- 0	0- 0	0- 0	NEUTRAL	0- 0	0- 0	1- 0				
10- 7	0- 0	1- 1	CONFERENCE	0- 0	0- 6	9- 0				
4- 5	0- 0	0- 1	HOME	0- 0	0- 4	4- 0				
6- 2	0- 0	1- 0	AWAY	0- 0	0- 2	5- 0				
0- 0	0- 0	0- 0	NEUTRAL	0- 0	0- 0	0- 0				

RPI 1-25					RPI 26-50					RPI 51-100					RPI 101+					Team's RPI: 166	
RPI	S	Opponent	Score		RPI	S	Opponent	Score		RPI	S	Opponent	Score		RPI	S	Opponent	Score			
17	A	Temple	70	86	27	H	Harvard	64	66	56	A	Villanova	49	52	104	H	Saint Louis	74	79		
					43	A	Dayton	54	51	73	A	Penn	58	56	110	A	Saint Joseph's	58	67		
					47	H	George Washington	65	79						110	H	Saint Joseph's	55	75		
															117	A	Rider	61	74		
															119	H	Fordham	61	66		
															137	H	Duquesne	68	76		
															141	A	VCU	56	61		
															167	H	Fairfield	68	61		
															192	H	American	63	59		
															195	H	George Mason	59	57		
															225	A	UNCW	64	48		
															231	A	Richmond	63	58		
															239	N	Miami (OH)	79	70		
															241	A	St. Bonaventure	57	45		
															241	H	St. Bonaventure	73	70		
															277	A	Davidson	65	58		
															299	A	Rhode Island	58	49		
															299	H	Rhode Island	70	51		
															306	A	Massachusetts	57	52		
															306	H	Massachusetts	68	64		
															309	H	Lafayette	49	56		
															315	H	UMKC	64	59		
															347	H	Delaware St.	78	38		
LAST 12 Division I GAMES:																					
241	H	St. Bonaventure	73	70	47	H	George Washington	65	79	299	A	Rhode Island	58	49							
119	H	Fordham	61	66	195	H	George Mason	59	57	306	H	Massachusetts	68	64							
306	A	Massachusetts	57	52	277	A	Davidson	65	58												
104	H	Saint Louis	74	79	231	A	Richmond	63	58												
110	A	Saint Joseph's	58	67																	
241	A	St. Bonaventure	57	45																	

Non-Div I Games:

La Salle

■ Loss, 
■ Non-Conf, S Site, 
■ Home 
■ Away 
N Neutral



## La.-Monroe

Through Games Of March 2, 2017

Average RPI Win:	304	WON-LOST	WINNING	LAST 10	STRENGTH OF	OPP. STRENGTH	TEAM	ADJ.	CONF.	ADJ CONF.
Average RPI Loss:	185	RECORD	PCT. RANK	GAMES	SCHEDULE	OF SCHEDULE	RPI	RPI	RPI	RPI
DIV. I ONLY	3- 23	334	1- 9	253	271	335	335	21	21	
DIV. I NON-CONF.	1- 8	314	0- 0	301	332	341	341	19	19	
TOTALS	RPI 1-25	RPI 26-50	W-L RECORDS	RPI 51-100	RPI 101-150	RPI 150+				
3- 23	0- 0	0- 2	OVERALL	0- 2	0- 6	3- 13				
2- 10	0- 0	0- 1	HOME	0- 1	0- 3	2- 5				
1- 13	0- 0	0- 1	AWAY	0- 1	0- 3	1- 8				
0- 0	0- 0	0- 0	NEUTRAL	0- 0	0- 0	0- 0				
1- 8	0- 0	0- 0	NON-CONFERENCE	0- 0	0- 2	1- 6				
0- 4	0- 0	0- 0	HOME	0- 0	0- 1	0- 3				
1- 4	0- 0	0- 0	AWAY	0- 0	0- 1	1- 3				
0- 0	0- 0	0- 0	NEUTRAL	0- 0	0- 0	0- 0				
2- 15	0- 0	0- 2	CONFERENCE	0- 2	0- 4	2- 7				
2- 6	0- 0	0- 1	HOME	0- 1	0- 2	2- 2				
0- 9	0- 0	0- 1	AWAY	0- 1	0- 2	0- 5				
0- 0	0- 0	0- 0	NEUTRAL	0- 0	0- 0	0- 0				

RPI 1-25			RPI 26-50			RPI 51-100			RPI 101+			Team's RPI: 335			
RPI	S	Opponent	Score	RPI	S	Opponent	Score	RPI	S	Opponent	Score	RPI	S	Opponent	Score
				50	A	Little Rock	34 78	99	A	UT Arlington	59 93	121	H	Troy	67 94
				50	H	Little Rock	47 92	99	H	UT Arlington	47 83	122	A	Ole Miss	40 97
												143	H	Louisiana Tech	53 73
												146	A	Louisiana	57 67
												146	H	Louisiana	59 65
												148	A	Texas St.	50 63
												162	H	Rice	50 93
												169	A	Arkansas	46 92
												204	H	Grambling	54 59
												214	A	Appalachian St.	61 79
												222	A	Ga. Southern	65 76
												222	H	Ga. Southern	44 65
												240	H	South Ala.	44 74
												254	A	Georgia St.	35 87
												254	H	Georgia St.	72 63
												255	A	Coastal Caro.	48 75
												287	H	McNeese	52 78
												293	A	Northwestern St.	65 67
												294	A	Nicholls St.	54 73
												320	A	Arkansas St.	56 71
												320	H	Arkansas St.	59 51
												339	A	Houston Baptist	77 65
LAST 12 Division I GAMES:															
				99	H	UT Arlington	47 83	222	A	Ga. Southern	65 76				
				214	A	Appalachian St.	61 79	254	A	Georgia St.	35 87				
				255	A	Coastal Caro.	48 75	320	H	Arkansas St.	59 51				
				146	H	Louisiana	59 65	50	H	Little Rock	47 92				
				240	H	South Ala.	44 74	99	A	UT Arlington	59 93				
				121	H	Troy	67 94	148	A	Texas St.	50 63				

Non-Div I Games: Centenary (LA) 83 39 LSU-Alexandria 73 61

La.-Monroe

Loss, Non-Conf, S Site, H Home A Away N Neutral

## Lafayette

Through Games Of March 2, 2017

Average RPI Win:	<b>249</b>	WON-LOST	WINNING	LAST 10	STRENGTH OF	OPP. STRENGTH	TEAM	ADJ.	CONF.	ADJ CONF.
Average RPI Loss:	<b>169</b>	RECORD	PCT. RANK	GAMES	SCHEDULE	OF SCHEDULE	RPI	RPI	RPI	RPI
DIV. I ONLY	<b>3- 27</b>	<b>342</b>	<b>2- 8</b>	<b>105</b>	<b>256</b>	<b>309</b>	<b>309</b>	<b>23</b>	<b>23</b>	
DIV. I NON-CONF.	<b>1- 11</b>	<b>330</b>	<b>0- 0</b>	<b>28</b>	<b>169</b>	<b>227</b>	<b>227</b>	<b>25</b>	<b>25</b>	
TOTALS	RPI 1-25	RPI 26-50	W-L RECORDS	RPI 51-100	RPI 101-150	RPI 150+				
3- 27	0- 1	0- 0	OVERALL	0- 6	0- 5	3- 15				
1- 11	0- 0	0- 0	HOME	0- 3	0- 1	1- 7				
2- 13	0- 1	0- 0	AWAY	0- 2	0- 4	2- 6				
0- 3	0- 0	0- 0	NEUTRAL	0- 1	0- 0	0- 2				
1- 11	0- 1	0- 0	NON-CONFERENCE	0- 4	0- 3	1- 3				
0- 3	0- 0	0- 0	HOME	0- 2	0- 0	0- 1				
1- 5	0- 1	0- 0	AWAY	0- 1	0- 3	1- 0				
0- 3	0- 0	0- 0	NEUTRAL	0- 1	0- 0	0- 2				
2- 16	0- 0	0- 0	CONFERENCE	0- 2	0- 2	2- 12				
1- 8	0- 0	0- 0	HOME	0- 1	0- 1	1- 6				
1- 8	0- 0	0- 0	AWAY	0- 1	0- 1	1- 6				
0- 0	0- 0	0- 0	NEUTRAL	0- 0	0- 0	0- 0				

RPI 1-25				RPI 26-50				RPI 51-100				RPI 101+ Team's RPI: 309			
RPI	S	Opponent	Score	RPI	S	Opponent	Score	RPI	S	Opponent	Score	RPI	S	Opponent	Score
12	A	Louisville	48 <b>92</b>					71	A	St. John's (NY)	46 <b>64</b>	117	A	Rider	58 <b>76</b>
								72	A	Bucknell	61 <b>78</b>	127	A	Princeton	27 <b>65</b>
								72	H	Bucknell	65 <b>79</b>	131	A	Navy	41 <b>76</b>
								73	H	Penn	47 <b>64</b>	131	H	Navy	65 <b>68</b>
								78	H	Drexel	39 <b>81</b>	137	A	Duquesne	52 <b>67</b>
								81	N	Chattanooga	43 <b>68</b>	159	A	Army West Point	73 <b>76</b>
												159	H	Army West Point	55 <b>63</b>
												166	A	La Salle	56 <b>49</b>
												172	N	Hampton	55 <b>58</b>
												192	A	American	45 <b>75</b>
												192	H	American	52 <b>76</b>
												193	H	Robert Morris	51 <b>62</b>
												220	A	Boston U.	50 <b>68</b>
												220	H	Boston U.	58 <b>75</b>
												238	N	Bowling Green	42 <b>69</b>
												270	A	Loyola Maryland	47 <b>75</b>
												270	H	Loyola Maryland	55 <b>60</b>
												274	A	Colgate	69 <b>76</b>
												274	H	Colgate	90 <b>85</b>
												295	A	Lehigh	60 <b>69</b>
												295	H	Lehigh	53 <b>56</b>
												307	A	Holy Cross	85 <b>70</b>
												307	H	Holy Cross	61 <b>67</b>
LAST 12 Division I GAMES:															
72	A	Bucknell	61 <b>78</b>	307	A	Holy Cross	85 <b>70</b>								
274	H	Colgate	90 <b>85</b>	220	H	Boston U.	58 <b>75</b>								
72	H	Bucknell	65 <b>79</b>	159	H	Army West Point	55 <b>63</b>								
295	A	Lehigh	60 <b>69</b>	270	A	Loyola Maryland	47 <b>75</b>								
192	A	American	45 <b>75</b>	295	H	Lehigh	53 <b>56</b>								
131	H	Navy	65 <b>68</b>	192	H	American	52 <b>76</b>								

Non-Div I Games:

Lafayette

■ Loss, 
 ■ Non-Conf, 
 ■ S Site, 
 ■ H Home 
 ■ A Away 
 N Neutral

Average RPI Win:	286	WON-LOST	WINNING	LAST 10	STRENGTH OF	OPP. STRENGTH	TEAM	ADJ.	CONF.	ADJ CONF.
Average RPI Loss:	93	RECORD	PCT. RANK	GAMES	SCHEDULE	OF SCHEDULE	RPI	RPI	RPI	RPI
DIV. I ONLY	17- 6	54	9- 1	335	247	134	134	27	27	
DIV. I NON-CONF.	3- 3	165	0- 0	196	8	129	129	27	27	
TOTALS	RPI 1-25	RPI 26-50	W-L RECORDS	RPI 51-100	RPI 101-150	RPI 150+				
17- 6	0- 2	0- 1	OVERALL	0- 1	1- 1	16- 1				
11- 0	0- 0	0- 0	HOME	0- 0	0- 0	11- 0				
6- 6	0- 2	0- 1	AWAY	0- 1	1- 1	5- 1				
0- 0	0- 0	0- 0	NEUTRAL	0- 0	0- 0	0- 0				
3- 3	0- 2	0- 1	NON-CONFERENCE	0- 0	0- 0	3- 0				
2- 0	0- 0	0- 0	HOME	0- 0	0- 0	2- 0				
1- 3	0- 2	0- 1	AWAY	0- 0	0- 0	1- 0				
0- 0	0- 0	0- 0	NEUTRAL	0- 0	0- 0	0- 0				
14- 3	0- 0	0- 0	CONFERENCE	0- 1	1- 1	13- 1				
9- 0	0- 0	0- 0	HOME	0- 0	0- 0	9- 0				
5- 3	0- 0	0- 0	AWAY	0- 1	1- 1	4- 1				
0- 0	0- 0	0- 0	NEUTRAL	0- 0	0- 0	0- 0				

RPI 1-25				RPI 26-50				RPI 51-100				RPI 101+ Team's RPI: 134			
RPI	S	Opponent	Score	RPI	S	Opponent	Score	RPI	S	Opponent	Score	RPI	S	Opponent	Score
6	A	Oregon St.	56 88	40	A	Oregon	67 84	91	A	SFA	66 74	101	A	Central Ark.	70 56
23	A	Kansas St.	43 68									106	A	Abilene Christian	59 77
												213	A	New Orleans	66 55
												213	H	New Orleans	73 42
												248	A	Canisius	65 51
												287	H	McNeese	79 57
												288	A	A&M-Corpus Christi	74 63
												288	H	A&M-Corpus Christi	65 49
												290	H	Northern Ariz.	75 60
												293	H	Northwestern St.	73 60
												294	A	Nicholls St.	67 78
												294	H	Nicholls St.	81 77
												322	H	Loyola Chicago	76 50
												329	H	Southeastern La.	86 68
												330	H	Incarinate Word	83 54
												339	A	Houston Baptist	81 53
												339	H	Houston Baptist	74 22
												342	A	Sam Houston St.	70 44
												342	H	Sam Houston St.	84 51
LAST 12 Division I GAMES:															
294	H	Nicholls St.	81 77	287	H	McNeese	79 57								
339	H	Houston Baptist	74 22	213	A	New Orleans	66 55								
288	A	A&M-Corpus Christi	74 63	293	H	Northwestern St.	73 60								
339	A	Houston Baptist	81 53	288	H	A&M-Corpus Christi	65 49								
91	A	SFA	66 74	294	A	Nicholls St.	67 78								
342	H	Sam Houston St.	84 51	342	A	Sam Houston St.	70 44								

Non-Div I Games: St. Thomas (TX) 95 49 Louisiana Col. 94 55 Howard Payne 93 56 Southwestern (TX) 87 41  
Lamar University

Loss, Non-Conf, S Site, H Home A Away N Neutral

Average RPI Win:	291	WON-LOST	WINNING	LAST 10	STRENGTH OF	OPP. STRENGTH	TEAM	ADJ.	CONF.	ADJ CONF.
Average RPI Loss:	171	RECORD	PCT. RANK	GAMES	SCHEDULE	OF SCHEDULE	RPI	RPI	RPI	RPI
DIV. I ONLY	9- 19	265	4- 6	250	295	295	295	23	23	
DIV. I NON-CONF.	4- 6	209	0- 0	212	323	258	258	25	25	
TOTALS	RPI 1-25	RPI 26-50	W-L RECORDS	RPI 51-100	RPI 101-150	RPI 150+				
9- 19	0- 0	0- 0	OVERALL	0- 4	0- 4	9- 11				
7- 8	0- 0	0- 0	HOME	0- 1	0- 2	7- 5				
2- 11	0- 0	0- 0	AWAY	0- 3	0- 2	2- 6				
0- 0	0- 0	0- 0	NEUTRAL	0- 0	0- 0	0- 0				
4- 6	0- 0	0- 0	NON-CONFERENCE	0- 2	0- 2	4- 2				
3- 3	0- 0	0- 0	HOME	0- 0	0- 1	3- 2				
1- 3	0- 0	0- 0	AWAY	0- 2	0- 1	1- 0				
0- 0	0- 0	0- 0	NEUTRAL	0- 0	0- 0	0- 0				
5- 13	0- 0	0- 0	CONFERENCE	0- 2	0- 2	5- 9				
4- 5	0- 0	0- 0	HOME	0- 1	0- 1	4- 3				
1- 8	0- 0	0- 0	AWAY	0- 1	0- 1	1- 6				
0- 0	0- 0	0- 0	NEUTRAL	0- 0	0- 0	0- 0				

RPI S	Opponent	Score	RPI S	Opponent	Score	RPI S	Opponent	Score	RPI S	Opponent	Score	Team's RPI: 295
						52	A California	63 96	117	H Rider	68 75	
						56	A Villanova	37 59	131	A Navy	44 79	
						72	A Bucknell	54 73	131	H Navy	64 66	
						72	H Bucknell	58 77	137	A Duquesne	49 63	
									159	A Army West Point	52 70	
									159	H Army West Point	71 75	
									192	A American	51 68	
									192	H American	58 70	
									194	H Sacred Heart	68 62	
									217	H Monmouth	62 73	
									220	A Boston U.	50 64	
									220	H Boston U.	64 69	
									270	A Loyola Maryland	58 62	
									270	H Loyola Maryland	86 69	
									272	H Norfolk St.	57 81	
									274	A Colgate	70 75	
									274	H Colgate	83 74	
									291	A Mt. St. Mary's	74 57	
									307	A Holy Cross	47 65	
									307	H Holy Cross	80 64	
									309	A Lafayette	56 53	
									309	H Lafayette	69 60	
									314	H NJIT	84 52	
									347	H Delaware St.	91 80	
LAST 12 Division I GAMES:												
274	H Colgate	83 74	72	A Bucknell	54 73							
159	A Army West Point	52 70	192	H American	58 70							
274	A Colgate	70 75	270	H Loyola Maryland	86 69							
309	H Lafayette	69 60	220	A Boston U.	50 64							
131	A Navy	44 79	309	A Lafayette	56 53							
307	H Holy Cross	80 64	131	H Navy	64 66							

Non-Div I Games: East Stroudsburg 78 72

Lehigh

■ Loss, 
 ■ Non-Conf, 
 ■ S Site, 
 ■ Home 
 ■ A Away 
 N Neutral

Liberty

Through Games Of March 2, 2017

Average RPI Win:	270	WON-LOST	WINNING	LAST 10	STRENGTH OF	OPP. STRENGTH	TEAM	ADJ.	CONF.	ADJ CONF.
Average RPI Loss:	179	RECORD	PCT. RANK	GAMES	SCHEDULE	OF SCHEDULE	RPI	RPI	RPI	RPI
DIV. I ONLY	11- 16	227	7- 3	223	311	246	246	28	28	
DIV. I NON-CONF.	0- 10	335	0- 0	63	209	304	304	28	28	
TOTALS	RPI 1-25	RPI 26-50	W-L RECORDS	RPI 51-100	RPI 101-150	RPI 150+				
11- 16	0- 1	0- 2	OVERALL	0- 0	1- 3	10- 10				
7- 4	0- 1	0- 1	HOME	0- 0	1- 0	6- 2				
4- 8	0- 0	0- 0	AWAY	0- 0	0- 2	4- 6				
0- 4	0- 0	0- 1	NEUTRAL	0- 0	0- 1	0- 2				
0- 10	0- 1	0- 2	NON-CONFERENCE	0- 0	0- 2	0- 5				
0- 3	0- 1	0- 1	HOME	0- 0	0- 0	0- 1				
0- 3	0- 0	0- 0	AWAY	0- 0	0- 1	0- 2				
0- 4	0- 0	0- 1	NEUTRAL	0- 0	0- 1	0- 2				
11- 6	0- 0	0- 0	CONFERENCE	0- 0	1- 1	10- 5				
7- 1	0- 0	0- 0	HOME	0- 0	1- 0	6- 1				
4- 5	0- 0	0- 0	AWAY	0- 0	0- 1	4- 4				
0- 0	0- 0	0- 0	NEUTRAL	0- 0	0- 0	0- 0				

RPI 1-25				RPI 26-50				RPI 51-100				RPI 101+ Team's RPI: 246			
RPI	S	Opponent	Score	RPI	S	Opponent	Score	RPI	S	Opponent	Score	RPI	S	Opponent	Score
9	H	Duke	38 98	41	H	James Madison	48 62					101	N	Central Ark.	41 61
				43	N	Dayton	53 82					123	A	Radford	68 76
												123	H	Radford	49 48
												131	A	Navy	66 67
												182	A	Campbell	58 52
												196	A	UTSA	64 80
												207	N	UMBC	51 62
												214	H	Appalachian St.	57 66
												231	N	Richmond	54 63
												233	A	Presbyterian	55 56
												233	H	Presbyterian	68 60
												237	A	UNC Asheville	54 64
												237	H	UNC Asheville	53 57
												243	A	High Point	69 78
												243	H	High Point	81 74
												253	A	Charleston So.	81 72
												253	H	Charleston So.	67 56
												304	A	Valparaiso	68 70
												313	A	Gardner-Webb	82 84
												313	H	Gardner-Webb	66 63
												341	A	Winthrop	78 63
												341	H	Winthrop	80 51
												345	A	Longwood	71 38
												345	H	Longwood	92 47
LAST 12 Division I GAMES:															
237	H	UNC Asheville	53 57	123	H	Radford	49 48								
341	A	Winthrop	78 63	313	H	Gardner-Webb	66 63								
345	A	Longwood	71 38	182	A	Campbell	58 52								
253	H	Charleston So.	67 56	341	H	Winthrop	80 51								
243	A	High Point	69 78	123	A	Radford	68 76								
233	A	Presbyterian	55 56	237	A	UNC Asheville	54 64								

Non-Div I Games: West Liberty 64 38

Liberty

Loss, Non-Conf, S Site, H Home A Away N Neutral

RPI 1-25				RPI 26-50				RPI 51-100				RPI 101+				Team's RPI: 298	
RPI	S	Opponent	Score	RPI	S	Opponent	Score	RPI	S	Opponent	Score	RPI	S	Opponent	Score		
				42	A	Western Ky.	35 87	59	A	Belmont	62 100	103	A	FGCU	50 98		
								93	A	Jacksonville	60 84	103	H	FGCU	63 90		
								93	H	Jacksonville	67 73	104	H	Saint Louis	38 83		
								97	A	Stetson	60 66	114	A	Ball St.	78 74		
								97	H	Stetson	66 91	122	A	Ole Miss	49 76		
												126	A	Alabama	35 82		
												127	H	Princeton	43 71		
												185	A	Morehead St.	53 73		
												249	H	Tennessee St.	71 77		
												253	H	Charleston So.	52 67		
												262	A	Murray St.	59 79		
												266	A	Southeast Mo. St.	63 79		
												270	A	Loyola Maryland	30 74		
												278	A	Kennesaw St.	69 96		
												278	H	Kennesaw St.	55 70		
												280	H	Tennessee Tech	71 69		
												297	A	North Florida	60 58		
												297	H	North Florida	66 62		
												314	A	NJIT	68 76		
												314	H	NJIT	53 76		
												319	A	USC Upstate	75 89		
												319	H	USC Upstate	84 77		
LAST 12 Division I GAMES:																	
				278	A	Kennesaw St.	69 96	314	H	NJIT	53 76						
				297	H	North Florida	66 62	319	H	USC Upstate	84 77						
				93	H	Jacksonville	67 73	314	A	NJIT	68 76						
				103	A	FGCU	50 98	93	A	Jacksonville	60 84						
				97	A	Stetson	60 66	297	A	North Florida	60 58						
				319	A	USC Upstate	75 89	97	H	Stetson	66 91						

Non-Div I Games:	Anderson (SC)	66	59
------------------	---------------	----	----

Page 150

Little Rock

Through Games Of March 2, 2017

Average RPI Win:	209	WON-LOST	WINNING	LAST 10	STRENGTH OF	OPP. STRENGTH	TEAM	ADJ.	CONF.	ADJ CONF.
Average RPI Loss:	54	RECORD	PCT. RANK	GAMES	SCHEDULE	OF SCHEDULE	RPI	RPI	RPI	RPI
DIV. I ONLY	22- 7	37	7- 2	131	140	50	50	21	21	
DIV. I NON-CONF.	6- 6	165	0- 1	21	17	58	58	19	19	
TOTALS	RPI 1-25	RPI 26-50	W-L RECORDS	RPI 51-100	RPI 101-150	RPI 150+				
22- 7	0- 3	0- 2	OVERALL	1- 0	5- 2	16- 0				
12- 2	0- 2	0- 0	HOME	0- 0	3- 0	9- 0				
10- 5	0- 1	0- 2	AWAY	1- 0	2- 2	7- 0				
0- 0	0- 0	0- 0	NEUTRAL	0- 0	0- 0	0- 0				
6- 6	0- 3	0- 2	NON-CONFERENCE	0- 0	2- 1	4- 0				
3- 2	0- 2	0- 0	HOME	0- 0	1- 0	2- 0				
3- 4	0- 1	0- 2	AWAY	0- 0	1- 1	2- 0				
0- 0	0- 0	0- 0	NEUTRAL	0- 0	0- 0	0- 0				
16- 1	0- 0	0- 0	CONFERENCE	1- 0	3- 1	12- 0				
9- 0	0- 0	0- 0	HOME	0- 0	2- 0	7- 0				
7- 1	0- 0	0- 0	AWAY	1- 0	1- 1	5- 0				
0- 0	0- 0	0- 0	NEUTRAL	0- 0	0- 0	0- 0				

RPI 1-25				RPI 26-50				Team's RPI: 50	RPI 51-100				RPI 101+			
RPI	S	Opponent	Score	RPI	S	Opponent	Score		RPI	S	Opponent	Score	RPI	S	Opponent	Score
5	H	Mississippi St.	44 58	29	A	Green Bay	31 57		99	A	UT Arlington	58 49	104	H	Saint Louis	56 43
18	A	Oklahoma	58 68	32	A	LSU	49 69						119	A	Fordham	43 65
25	H	Texas A&M	37 55										121	H	Troy	77 74
													144	A	Memphis	54 44
													146	A	Louisiana	82 64
													146	H	Louisiana	64 60
													148	A	Texas St.	47 64
													151	A	Tulsa	63 58
													152	H	Oral Roberts	56 50
													154	A	Missouri St.	58 47
													183	H	North Texas	55 44
													214	A	Appalachian St.	77 69
													214	H	Appalachian St.	67 55
													222	H	Ga. Southern	57 41
													240	A	South Ala.	50 44
													240	H	South Ala.	71 54
													254	H	Georgia St.	52 45
													255	A	Coastal Caro.	74 66
													255	H	Coastal Caro.	79 47
													320	A	Arkansas St.	60 35
													320	H	Arkansas St.	73 59
													335	A	La.-Monroe	92 47
													335	H	La.-Monroe	78 34
LAST 12 Division I GAMES:																
119	A	Fordham	43 65	99	A	UT Arlington	58 49									
240	A	South Ala.	50 44	255	H	Coastal Caro.	79 47									
254	H	Georgia St.	52 45	214	H	Appalachian St.	67 55									
222	H	Ga. Southern	57 41	146	A	Louisiana	82 64									
320	A	Arkansas St.	60 35	335	A	La.-Monroe	92 47									
148	A	Texas St.	47 64	240	H	South Ala.	71 54									

Non-Div I Games:

Little Rock

Loss, Non-Conf, S Site, H Home A Away N Neutral

Long Beach St.				Through Games Of March 17, 2017						
Average RPI Win:	221	WON-LOST	WINNING	LAST 10	STRENGTH OF	OPP. STRENGTH	TEAM	ADJ.	CONF.	ADJ CONF.
Average RPI Loss:	119	RECORD	PCT. RANK	GAMES	SCHEDULE	OF SCHEDULE	RPI	RPI	RPI	RPI
DIV. I ONLY	20- 9	76	8- 2	212	177	113	113	24	24	
DIV. I NON-CONF.	8- 6	141	0- 0	140	69	109	109	23	23	
TOTALS	RPI 1-25		RPI 26-50	W-L RECORDS		RPI 51-100	RPI 101-150		RPI 150+	
20- 9	0- 1		1- 1	OVERALL		2- 3	0- 1		17- 3	
11- 1	0- 1		0- 0	HOME		1- 0	0- 0		10- 0	
7- 5	0- 0		0- 0	AWAY		1- 1	0- 1		6- 3	
2- 3	0- 0		1- 1	NEUTRAL		0- 2	0- 0		1- 0	
8- 6	0- 1		1- 1	NON-CONFERENCE		0- 3	0- 1		7- 0	
3- 1	0- 1		0- 0	HOME		0- 0	0- 0		3- 0	
3- 2	0- 0		0- 0	AWAY		0- 1	0- 1		3- 0	
2- 3	0- 0		1- 1	NEUTRAL		0- 2	0- 0		1- 0	
12- 3	0- 0		0- 0	CONFERENCE		2- 0	0- 0		10- 3	
8- 0	0- 0		0- 0	HOME		1- 0	0- 0		7- 0	
4- 3	0- 0		0- 0	AWAY		1- 0	0- 0		3- 3	
0- 0	0- 0		0- 0	NEUTRAL		0- 0	0- 0		0- 0	

RPI 1-25				RPI 26-50				RPI 51-100				RPI 101+				Team's RPI: 113	
RPI	S	Opponent	Score	RPI	S	Opponent	Score	RPI	S	Opponent	Score	RPI	S	Opponent	Score		
9	H	Duke	46 83	34	N	South Fla.	73 68	68	N	Oklahoma St.	57 63	136	A	San Francisco	71 73		
				38	N	Quinnipiac	60 63	79	N	Florida	53 83	159	A	CSUN	56 63		
								83	A	UC Davis	64 51	159	H	CSUN	63 60		
								83	H	UC Davis	64 62	174	H	Columbia	73 60		
								87	A	Southern California	74 82	178	H	Houston	65 55		
												179	A	UC Riverside	73 66		
												179	H	UC Riverside	55 51		
												206	A	Loyola Marymount	81 78		
												220	N	Boston U.	61 48		
												235	A	UC Santa Barbara	60 65		
												235	H	UC Santa Barbara	59 45		
												244	H	Pacific	66 58		
												257	H	Hawaii	68 57		
												258	A	Cal Poly	67 69		
												258	H	Cal Poly	83 80		
												286	A	Nevada	97 93		
												310	A	Pepperdine	44 41		
												325	A	UC Irvine	68 63		
												325	H	UC Irvine	87 74		
												346	A	Cal St. Fullerton	65 48		
												346	H	Cal St. Fullerton	84 55		
LAST 12 Division I GAMES:																	
				159	H	CSUN	63 60	325	A	UC Irvine	68 63						
				325	H	UC Irvine	87 74	159	A	CSUN	56 63						
				179	A	UC Riverside	73 66	179	H	UC Riverside	55 51						
				235	H	UC Santa Barbara	59 45	346	A	Cal St. Fullerton	65 48						
				258	A	Cal Poly	67 69	83	H	UC Davis	64 62						
				346	H	Cal St. Fullerton	84 55	235	A	UC Santa Barbara	60 65						

Non-Div I Games:	Biola	76	48
------------------	-------	----	----

Long Beach St.

Loss, Non-Conf, S Site, H Home A Away N Neutral



Average RPI Win:	344	WON-LOST	WINNING	LAST 10	STRENGTH OF	OPP. STRENGTH	TEAM	ADJ.	CONF.	ADJ CONF.
Average RPI Loss:	211	RECORD	PCT. RANK	GAMES	SCHEDULE	OF SCHEDULE	RPI	RPI	RPI	RPI
DIV. I ONLY	3- 23	334	1- 9	300	328	345	345	28	28	
DIV. I NON-CONF.	2- 7	284	0- 0	233	309	294	294	28	28	
TOTALS	RPI 1-25	RPI 26-50	W-L RECORDS	RPI 51-100	RPI 101-150	RPI 150+				
3- 23	0- 1	0- 1	OVERALL	0- 1	0- 3	3- 17				
2- 8	0- 0	0- 0	HOME	0- 0	0- 1	2- 7				
1- 15	0- 0	0- 0	AWAY	0- 1	0- 1	1- 4				
0- 0	0- 0	0- 0	NEUTRAL	0- 0	0- 0	0- 0				
2- 7	0- 1	0- 1	NON-CONFERENCE	0- 1	0- 1	2- 3				
1- 1	0- 0	0- 0	HOME	0- 0	0- 0	1- 1				
1- 6	0- 1	0- 1	AWAY	0- 1	0- 1	1- 2				
0- 0	0- 0	0- 0	NEUTRAL	0- 0	0- 0	0- 0				
1- 16	0- 0	0- 0	CONFERENCE	0- 0	0- 2	1- 14				
1- 7	0- 0	0- 0	HOME	0- 0	0- 1	1- 6				
0- 9	0- 0	0- 0	AWAY	0- 0	0- 1	0- 8				
0- 0	0- 0	0- 0	NEUTRAL	0- 0	0- 0	0- 0				

RPI 1-25				RPI 26-50				RPI 51-100				RPI 101+ Team's RPI: 345			
RPI	S	Opponent	Score	RPI	S	Opponent	Score	RPI	S	Opponent	Score	RPI	S	Opponent	Score
9	A	Duke	48 105	36	A	Marquette	37 87	65	A	West Virginia	40 107	112	A	Charlotte	41 66
												123	A	Radford	55 73
												123	H	Radford	34 74
												182	A	Campbell	50 74
												182	H	Campbell	54 66
												233	A	Presbyterian	55 65
												237	A	UNC Asheville	53 84
												237	H	UNC Asheville	53 80
												243	A	High Point	60 81
												243	H	High Point	49 80
												246	A	Liberty	47 92
												246	H	Liberty	38 71
												253	A	Charleston So.	63 71
												253	H	Charleston So.	47 62
												256	A	Marshall	50 70
												272	H	Norfolk St.	56 85
												313	A	Gardner-Webb	55 89
												313	H	Gardner-Webb	43 77
												338	A	Fairleigh Dickinson	59 75
												341	A	Winthrop	72 78
												341	H	Winthrop	83 78
												344	A	UMass Lowell	72 59
												347	H	Delaware St.	88 77
LAST 12 Division I GAMES:															
243	A	High Point	60 81	313	A	Gardner-Webb	55 89								
253	A	Charleston So.	63 71	182	A	Campbell	50 74								
246	H	Liberty	38 71	243	H	High Point	49 80								
237	A	UNC Asheville	53 84	253	H	Charleston So.	47 62								
123	H	Radford	34 74	341	A	Winthrop	72 78								
341	H	Winthrop	83 78	182	H	Campbell	54 66								

Non-Div I Games: West Va. Tech 58 76 Milligan 71 47

Longwood

Loss, Non-Conf, S Site, H Home A Away N Neutral

## Louisiana

Through Games Of March 2, 2017

Average RPI Win:	253	WON-LOST	WINNING	LAST 10	STRENGTH OF	OPP. STRENGTH	TEAM	ADJ.	CONF.	ADJ CONF.
Average RPI Loss:	125	RECORD	PCT. RANK	GAMES	SCHEDULE	OF SCHEDULE	RPI	RPI	RPI	RPI
DIV. I ONLY	15- 9	109	7- 3	255	231	146	146	21	21	
DIV. I NON-CONF.	4- 3	141	0- 0	180	190	157	157	19	19	
TOTALS	RPI 1-25	RPI 26-50	W-L RECORDS	RPI 51-100	RPI 101-150	RPI 150+				
15- 9	0- 1	0- 2	OVERALL	0- 1	3- 2	12- 3				
9- 2	0- 0	0- 1	HOME	0- 0	3- 0	6- 1				
5- 6	0- 0	0- 1	AWAY	0- 0	0- 1	5- 1				
1- 1	0- 1	0- 0	NEUTRAL	0- 0	0- 0	1- 0				
4- 3	0- 1	0- 0	NON-CONFERENCE	0- 0	1- 1	3- 1				
2- 1	0- 0	0- 0	HOME	0- 0	1- 0	1- 1				
1- 1	0- 0	0- 0	AWAY	0- 0	0- 1	1- 0				
1- 1	0- 1	0- 0	NEUTRAL	0- 0	0- 0	1- 0				
11- 6	0- 0	0- 2	CONFERENCE	0- 1	2- 1	9- 2				
7- 1	0- 0	0- 1	HOME	0- 0	2- 0	5- 0				
4- 5	0- 0	0- 1	AWAY	0- 1	0- 1	4- 2				
0- 0	0- 0	0- 0	NEUTRAL	0- 0	0- 0	0- 0				

RPI 1-25			RPI 26-50			RPI 51-100			RPI 101+ Team's RPI: 146		
RPI	S	Opponent	Score	RPI	S	Opponent	Score	RPI	S	Opponent	Score
2	N	Notre Dame	51 <b>91</b>	50	A	Little Rock	60 <b>64</b>	99	A	UT Arlington	66 <b>79</b>
				50	H	Little Rock	64 <b>82</b>				
LAST 12 Division I GAMES:											
148	H	Texas St.	62 43	254	A	Georgia St.	70 64	121	H	Troy	80 72
255	A	Coastal Caro.	68 <b>71</b>	222	A	Ga. Southern	60 <b>63</b>	124	A	Southern Miss.	49 <b>71</b>
214	A	Appalachian St.	68 58	50	H	Little Rock	64 <b>82</b>	143	H	Louisiana Tech	80 72
335	A	La.-Monroe	65 59	320	H	Arkansas St.	72 60	148	A	Texas St.	40 <b>62</b>
121	H	Troy	80 72	148	A	Texas St.	40 <b>62</b>	148	H	Texas St.	62 43
240	H	South Ala.	62 38	99	A	UT Arlington	66 <b>79</b>	178	H	Houston	64 <b>69</b>
								214	A	Appalachian St.	68 58
								222	A	Ga. Southern	60 <b>63</b>
								222	H	Ga. Southern	79 52
								240	H	South Ala.	62 38
								254	A	Georgia St.	70 64
								254	H	Georgia St.	72 65
								255	A	Coastal Caro.	68 <b>71</b>
								266	N	Southeast Mo. St.	82 78
								287	A	McNeese	77 70
								320	A	Arkansas St.	80 72
								320	H	Arkansas St.	72 60
								329	H	Southeastern La.	86 77
								335	A	La.-Monroe	65 59
								335	H	La.-Monroe	67 57

Non-Div I Games: Xavier (LA) 74 55 Southern-N.O. 87 57

Louisiana

■ Loss, 
 ■ Non-Conf, 
 ■ S Site, 
 ■ H Home 
 ■ A Away 
 N Neutral

## Louisiana Tech

Through Games Of March 2, 2017

Average RPI Win:	226	WON-LOST	WINNING	LAST 10	STRENGTH OF	OPP. STRENGTH	TEAM	ADJ.	CONF.	ADJ CONF.
Average RPI Loss:	118	RECORD	PCT. RANK	GAMES	SCHEDULE	OF SCHEDULE	RPI	RPI	RPI	RPI
DIV. I ONLY	16- 11	119	8- 2	193	149	143	143	14	14	
DIV. I NON-CONF.	4- 6	209	0- 0	194	177	213	213	15	15	
TOTALS	RPI 1-25	RPI 26-50	W-L RECORDS	RPI 51-100	RPI 101-150	RPI 150+				
16- 11	0- 0	0- 3	OVERALL	0- 2	2- 4	14- 2				
9- 5	0- 0	0- 2	HOME	0- 2	2- 1	7- 0				
7- 6	0- 0	0- 1	AWAY	0- 0	0- 3	7- 2				
0- 0	0- 0	0- 0	NEUTRAL	0- 0	0- 0	0- 0				
4- 6	0- 0	0- 2	NON-CONFERENCE	0- 1	0- 3	4- 0				
2- 3	0- 0	0- 2	HOME	0- 1	0- 0	2- 0				
2- 3	0- 0	0- 0	AWAY	0- 0	0- 3	2- 0				
0- 0	0- 0	0- 0	NEUTRAL	0- 0	0- 0	0- 0				
12- 5	0- 0	0- 1	CONFERENCE	0- 1	2- 1	10- 2				
7- 2	0- 0	0- 0	HOME	0- 1	2- 1	5- 0				
5- 3	0- 0	0- 1	AWAY	0- 0	0- 0	5- 2				
0- 0	0- 0	0- 0	NEUTRAL	0- 0	0- 0	0- 0				

RPI 1-25				RPI 26-50				RPI 51-100				RPI 101+				Team's RPI: 143	
RPI	S	Opponent	Score	RPI	S	Opponent	Score	RPI	S	Opponent	Score	RPI	S	Opponent	Score		
				32	H	LSU	73 77	77	H	Middle Tenn.	65 79	109	A	Clemson	67 78		
				42	A	Western Ky.	58 67	91	H	SFA	58 60	112	H	Charlotte	80 54		
				44	H	Auburn	66 76					118	H	Old Dominion	64 69		
												124	H	Southern Miss.	72 61		
												144	A	Memphis	54 56		
												146	A	Louisiana	72 80		
												162	A	Rice	70 67		
												162	H	Rice	62 51		
												180	H	UAB	64 63		
												183	A	North Texas	72 65		
												183	H	North Texas	65 49		
												196	A	UTSA	61 63		
												196	H	UTSA	77 71		
												204	H	Grambling	69 55		
												256	A	Marshall	72 54		
												287	A	McNeese	66 56		
												294	H	Nicholls St.	68 52		
												303	A	UTEP	62 69		
												303	H	UTEP	69 61		
												305	A	FIU	76 63		
												335	A	La.-Monroe	73 53		
												337	A	Fla. Atlantic	76 52		
LAST 12 Division I GAMES:																	
				162	H	Rice	62 51	256	A	Marshall	72 54						
				183	H	North Texas	65 49	42	A	Western Ky.	58 67						
				305	A	FIU	76 63	77	H	Middle Tenn.	65 79						
				337	A	Fla. Atlantic	76 52	180	H	UAB	64 63						
				196	H	UTSA	77 71	183	A	North Texas	72 65						
				303	H	UTEP	69 61	162	A	Rice	70 67						

Non-Div I Games: LSU-Alexandria 103 63

Louisiana Tech

■ Loss, 
 ■ Non-Conf, 
 ■ S Site, 
 ■ Home 
 ■ A Away 
 N Neutral

## Louisville

Through Games Of March 2, 2017

Average RPI Win:	111	WON-LOST	WINNING	LAST 10	STRENGTH OF	OPP. STRENGTH	TEAM	ADJ.	CONF.	ADJ CONF.
Average RPI Loss:	13	RECORD	PCT. RANK	GAMES	SCHEDULE	OF SCHEDULE	RPI	RPI	RPI	RPI
DIV. I ONLY	26- 6	19	8- 2	15	23	12	12	3	3	
DIV. I NON-CONF.	13- 2	20	1- 0	29	23	9	9	4	4	
TOTALS	RPI 1-25	RPI 26-50	W-L RECORDS	RPI 51-100	RPI 101-150	RPI 150+				
26- 6	2- 5	4- 1	OVERALL	8- 0	4- 0	8- 0				
16- 2	2- 1	3- 1	HOME	4- 0	1- 0	6- 0				
9- 3	0- 3	1- 0	AWAY	4- 0	2- 0	2- 0				
1- 1	0- 1	0- 0	NEUTRAL	0- 0	1- 0	0- 0				
13- 2	1- 2	3- 0	NON-CONFERENCE	3- 0	1- 0	5- 0				
9- 1	1- 1	2- 0	HOME	2- 0	0- 0	4- 0				
4- 0	0- 0	1- 0	AWAY	1- 0	1- 0	1- 0				
0- 1	0- 1	0- 0	NEUTRAL	0- 0	0- 0	0- 0				
13- 4	1- 3	1- 1	CONFERENCE	5- 0	3- 0	3- 0				
7- 1	1- 0	1- 1	HOME	2- 0	1- 0	2- 0				
5- 3	0- 3	0- 0	AWAY	3- 0	1- 0	1- 0				
1- 0	0- 0	0- 0	NEUTRAL	0- 0	1- 0	0- 0				

RPI	S	Opponent	Score	RPI	S	Opponent	Score	RPI	S	Opponent	Score	RPI	S	Opponent	Score
2	A	Notre Dame	66 85	30	H	Syracuse	91 76	51	A	Virginia	86 81	107	A	Vanderbilt	78 66
3	N	South Carolina	59 83	33	H	South Dakota St.	83 30	51	H	Virginia	66 55	109	A	Clemson	60 46
9	A	Duke	55 58	34	A	South Fla.	66 52	55	H	Georgia Tech	91 51	109	N	Clemson	68 46
11	A	Florida St.	65 72	35	H	North Carolina St.	70 72	59	H	Belmont	73 50	116	H	North Carolina	87 57
14	H	Kentucky	69 67	42	H	Western Ky.	68 61	77	A	Middle Tenn.	91 72	156	A	Pittsburgh	63 48
16	H	Miami (FL)	63 59					81	H	Chattanooga	63 47	156	H	Pittsburgh	73 52
20	H	Maryland	72 78					82	A	Wake Forest	75 46	173	H	Boston College	68 43
								98	A	Virginia Tech	88 70	209	H	Col. of Charleston	86 58
												226	A	UT Martin	100 57
												238	H	Bowling Green	83 58
												250	H	Evansville	89 47
												309	H	Lafayette	92 48
LAST 12 Division I GAMES:															
109	N	Clemson	68 46	2	A	Notre Dame	66 85	35	H	North Carolina St.	70 72	156	A	Pittsburgh	63 48
82	A	Wake Forest	75 46	51	H	Virginia	66 55	109	A	Clemson	60 46	34	A	South Fla.	66 52
51	H	Virginia	66 55	116	H	North Carolina	87 57	55	H	Georgia Tech	91 51	55	H	Georgia Tech	91 51
173	H	Boston College	68 43	98	A	Virginia Tech	88 70								

Non-Div I Games:

Louisville

■ Loss, 
■ Non-Conf, S Site, 
■ Home 
■ Away 
N Neutral

## Loyola Chicago

Through Games Of March 2, 2017

Average RPI Win:	326	WON-LOST	WINNING	LAST 10	STRENGTH OF	OPP. STRENGTH	TEAM	ADJ.	CONF.	ADJ CONF.
Average RPI Loss:	144	RECORD	PCT. RANK	GAMES	SCHEDULE	OF SCHEDULE	RPI	RPI	RPI	RPI
DIV. I ONLY	2- 26	345	0- 10	118	161	322	322	16	16	
DIV. I NON-CONF.	1- 10	325	0- 0	51	113	270	270	14	14	
TOTALS	RPI 1-25	RPI 26-50	W-L RECORDS	RPI 51-100	RPI 101-150	RPI 150+				
2- 26	0- 2	0- 3	OVERALL	0- 3	0- 3	2- 15				
2- 10	0- 1	0- 1	HOME	0- 2	0- 0	2- 6				
0- 14	0- 1	0- 2	AWAY	0- 1	0- 1	0- 9				
0- 2	0- 0	0- 0	NEUTRAL	0- 0	0- 2	0- 0				
1- 10	0- 2	0- 1	NON-CONFERENCE	0- 1	0- 3	1- 3				
1- 3	0- 1	0- 0	HOME	0- 1	0- 0	1- 1				
0- 5	0- 1	0- 1	AWAY	0- 0	0- 1	0- 2				
0- 2	0- 0	0- 0	NEUTRAL	0- 0	0- 2	0- 0				
1- 16	0- 0	0- 2	CONFERENCE	0- 2	0- 0	1- 12				
1- 7	0- 0	0- 1	HOME	0- 1	0- 0	1- 5				
0- 9	0- 0	0- 1	AWAY	0- 1	0- 0	0- 7				
0- 0	0- 0	0- 0	NEUTRAL	0- 0	0- 0	0- 0				

RPI 1-25			RPI 26-50			RPI 51-100			RPI 101+			Team's RPI: 322
RPI	S	Opponent	Score	RPI	S	Opponent	Score	RPI	S	Opponent	Score	
15	H	DePaul	46 107	26	A	Drake	46 89	53	A	UNI	30 68	109 N Clemson 40 61
16	A	Miami (FL)	43 81	26	H	Drake	42 86	53	H	UNI	43 89	121 N Troy 67 91
				37	A	Central Mich.	57 95	88	H	Northern Ill.	70 90	134 A Lamar University 50 76
												154 A Missouri St. 52 61
												154 H Missouri St. 32 60
												155 H Milwaukee 46 73
												156 A Pittsburgh 35 59
												170 A Southern Ill. 57 73
												184 A Western Mich. 53 65
												191 A Wichita St. 43 65
												191 H Wichita St. 64 83
												218 A Indiana St. 32 53
												218 H Indiana St. 38 48
												234 A Bradley 45 72
												234 H Bradley 53 60
												250 A Evansville 36 67
												250 H Evansville 50 81
												312 A Illinois St. 51 63
												312 H Illinois St. 64 61
												340 H Chicago St. 59 54
LAST 12 Division I GAMES:												
250	H	Evansville	50 81	312	A	Illinois St.	51 63					
154	A	Missouri St.	52 61	234	A	Bradley	45 72					
191	A	Wichita St.	43 65	191	H	Wichita St.	64 83					
26	H	Drake	42 86	154	H	Missouri St.	32 60					
53	H	UNI	43 89	53	A	UNI	30 68					
218	A	Indiana St.	32 53	26	A	Drake	46 89					

Non-Div I Games:

Loyola Chicago

■ Loss, 
 ■ Non-Conf, S Site, 
 ■ Home 
 ■ Away 
 N Neutral

Average RPI Win:	277	WON-LOST	WINNING	LAST 10	STRENGTH OF	OPP. STRENGTH	TEAM	ADJ.	CONF.	ADJ CONF.
Average RPI Loss:	162	RECORD	PCT. RANK	GAMES	SCHEDULE	OF SCHEDULE	RPI	RPI	RPI	RPI
DIV. I ONLY	10- 19	255	2- 8	207	264	270	270	23	23	
DIV. I NON-CONF.	4- 7	224	0- 0	160	226	228	228	25	25	
TOTALS	RPI 1-25	RPI 26-50	W-L RECORDS	RPI 51-100	RPI 101-150	RPI 150+				
10- 19	0- 1	0- 1	OVERALL	0- 2	0- 4	10- 11				
7- 8	0- 1	0- 0	HOME	0- 1	0- 2	7- 4				
3- 11	0- 0	0- 1	AWAY	0- 1	0- 2	3- 7				
0- 0	0- 0	0- 0	NEUTRAL	0- 0	0- 0	0- 0				
4- 7	0- 1	0- 1	NON-CONFERENCE	0- 0	0- 2	4- 3				
3- 3	0- 1	0- 0	HOME	0- 0	0- 1	3- 1				
1- 4	0- 0	0- 1	AWAY	0- 0	0- 1	1- 2				
0- 0	0- 0	0- 0	NEUTRAL	0- 0	0- 0	0- 0				
6- 12	0- 0	0- 0	CONFERENCE	0- 2	0- 2	6- 8				
4- 5	0- 0	0- 0	HOME	0- 1	0- 1	4- 3				
2- 7	0- 0	0- 0	AWAY	0- 1	0- 1	2- 5				
0- 0	0- 0	0- 0	NEUTRAL	0- 0	0- 0	0- 0				

RPI 1-25				RPI 26-50				RPI 51-100				RPI 101+ Team's RPI: 270			
RPI	S	Opponent	Score	RPI	S	Opponent	Score	RPI	S	Opponent	Score	RPI	S	Opponent	Score
20	H	Maryland	60 79	47	A	George Washington	64 74	72	A	Bucknell	39 57	115	A	Cornell	50 58
								72	H	Bucknell	66 72	131	A	Navy	51 77
												131	H	Navy	43 55
												133	H	Delaware	45 47
												156	A	Pittsburgh	44 74
												159	A	Army West Point	48 67
												159	H	Army West Point	71 62
												167	A	Fairfield	57 58
												174	H	Columbia	53 65
												192	A	American	59 66
												192	H	American	45 60
												207	A	UMBC	70 65
												220	A	Boston U.	58 61
												220	H	Boston U.	55 67
												274	A	Colgate	62 76
												274	H	Colgate	87 77
												291	H	Mt. St. Mary's	58 53
												295	A	Lehigh	69 86
												295	H	Lehigh	62 58
												298	H	Lipscomb	74 30
												307	A	Holy Cross	56 37
												307	H	Holy Cross	58 59
												309	A	Lafayette	60 55
												309	H	Lafayette	75 47
												324	H	St. Francis Brooklyn	69 60
LAST 12 Division I GAMES:															
307	A	Holy Cross	56 37	131	H	Navy	43 55								
192	A	American	59 66	159	A	Army West Point	48 67								
307	H	Holy Cross	58 59	295	A	Lehigh	69 86								
274	A	Colgate	62 76	309	H	Lafayette	75 47								
72	A	Bucknell	39 57	274	H	Colgate	87 77								
220	H	Boston U.	55 67	72	H	Bucknell	66 72								

Non-Div I Games:

Loyola Maryland

■ Loss, 
 ■ Non-Conf, S Site, 
 ■ Home 
 ■ Away 
 N Neutral

Average RPI Win:	240	WON-LOST	WINNING	LAST 10	STRENGTH OF	OPP. STRENGTH	TEAM	ADJ.	CONF.	ADJ CONF.
Average RPI Loss:	127	RECORD	PCT. RANK	GAMES	SCHEDULE	OF SCHEDULE	RPI	RPI	RPI	RPI
DIV. I ONLY	14- 16	194	5- 5	210	167	206	206	15	15	
DIV. I NON-CONF.	5- 6	186	0- 0	231	220	217	217	13	13	
TOTALS	RPI 1-25	RPI 26-50	W-L RECORDS	RPI 51-100	RPI 101-150	RPI 150+				
14- 16	0- 0	0- 0	OVERALL	1- 6	1- 6	12- 4				
9- 6	0- 0	0- 0	HOME	1- 2	1- 3	7- 1				
5- 9	0- 0	0- 0	AWAY	0- 1	0- 0	5- 1				
0- 1	0- 0	0- 0	NEUTRAL	0- 0	0- 1	0- 0				
5- 6	0- 0	0- 0	NON-CONFERENCE	0- 3	0- 2	5- 1				
2- 4	0- 0	0- 0	HOME	0- 1	0- 2	2- 1				
3- 2	0- 0	0- 0	AWAY	0- 2	0- 0	3- 0				
0- 0	0- 0	0- 0	NEUTRAL	0- 0	0- 0	0- 0				
9- 10	0- 0	0- 0	CONFERENCE	1- 3	1- 4	7- 3				
7- 2	0- 0	0- 0	HOME	1- 1	1- 1	5- 0				
2- 7	0- 0	0- 0	AWAY	0- 2	0- 2	2- 3				
0- 1	0- 0	0- 0	NEUTRAL	0- 0	0- 1	0- 0				

RPI 1-25				RPI 26-50				RPI 51-100				RPI 101+				Team's RPI: 206	
RPI	S	Opponent	Score	RPI	S	Opponent	Score	RPI	S	Opponent	Score	RPI	S	Opponent	Score		
								59	H	Belmont	72 79	104	H	Saint Louis	76 90		
								68	A	Oklahoma St.	58 66	113	H	Long Beach St.	78 81		
								75	A	Gonzaga	61 73	120	A	St. Mary's (CA)	59 74		
								75	H	Gonzaga	56 80	120	H	St. Mary's (CA)	72 57		
								86	A	BYU	59 76	136	A	San Francisco	73 89		
								86	H	BYU	77 74	136	H	San Francisco	72 79		
								95	A	Washington St.	45 92	136	N	San Francisco	67 80		
												163	A	Santa Clara	64 71		
												163	H	Santa Clara	61 50		
												179	H	UC Riverside	72 75		
												215	A	San Diego	58 61		
												215	H	San Diego	63 55		
												216	A	Seattle U	62 59		
												235	H	UC Santa Barbara	57 55		
												244	A	Pacific	65 52		
												244	H	Pacific	75 64		
												265	A	San Diego St.	60 53		
												276	A	Portland	56 71		
												276	H	Portland	69 54		
												310	A	Pepperdine	87 78		
												310	H	Pepperdine	72 60		
												325	H	UC Irvine	58 39		
												346	A	Cal St. Fullerton	77 62		
LAST 12 Division I GAMES:																	
				136	N	San Francisco	67 80	75	A	Gonzaga	61 73						
				244	H	Pacific	75 64	136	H	San Francisco	72 79						
				136	A	San Francisco	73 89	215	H	San Diego	63 55						
				310	A	Pepperdine	87 78	86	H	BYU	77 74						
				120	H	St. Mary's (CA)	72 57	244	A	Pacific	65 52						
				276	A	Portland	56 71	163	H	Santa Clara	61 50						

Non-Div I Games:

Loyola Marymount

## Maine

Through Games Of March 2, 2017

Average RPI Win: <b>217</b>	WON-LOST	WINNING	LAST 10	STRENGTH OF	OPP. STRENGTH	TEAM	ADJ.	CONF.	ADJ CONF.
Average RPI Loss: <b>119</b>	RECORD	PCT. RANK	GAMES	SCHEDULE	OF SCHEDULE	RPI	RPI	RPI	RPI
DIV. I ONLY	<b>16- 15</b>	<b>168</b>	<b>6- 4</b>	<b>128</b>	<b>134</b>	<b>139</b>	<b>139</b>	<b>22</b>	<b>22</b>
DIV. I NON-CONF.	<b>7- 8</b>	<b>181</b>	<b>0- 0</b>	<b>76</b>	<b>30</b>	<b>98</b>	<b>98</b>	<b>22</b>	<b>22</b>
TOTALS	RPI 1-25	RPI 26-50	W-L RECORDS	RPI 51-100	RPI 101-150	RPI 150+			
16- 15	0- 3	0- 1	OVERALL	2- 3	1- 2	13- 6			
10- 2	0- 1	0- 0	HOME	1- 1	1- 0	8- 0			
3- 12	0- 2	0- 1	AWAY	0- 2	0- 2	3- 5			
3- 1	0- 0	0- 0	NEUTRAL	1- 0	0- 0	2- 1			
7- 8	0- 3	0- 1	NON-CONFERENCE	2- 1	0- 1	5- 2			
3- 1	0- 1	0- 0	HOME	1- 0	0- 0	2- 0			
1- 6	0- 2	0- 1	AWAY	0- 1	0- 1	1- 1			
3- 1	0- 0	0- 0	NEUTRAL	1- 0	0- 0	2- 1			
9- 7	0- 0	0- 0	CONFERENCE	0- 2	1- 1	8- 4			
7- 1	0- 0	0- 0	HOME	0- 1	1- 0	6- 0			
2- 6	0- 0	0- 0	AWAY	0- 1	0- 1	2- 4			
0- 0	0- 0	0- 0	NEUTRAL	0- 0	0- 0	0- 0			

RPI 1-25				RPI 26-50				RPI 51-100				RPI 101+ Team's RPI: 139			
RPI	S	Opponent	Score	RPI	S	Opponent	Score	RPI	S	Opponent	Score	RPI	S	Opponent	Score
3	A	South Carolina	42 <b>79</b>	27	A	Harvard	62 <b>69</b>	64	A	Tulane	62 <b>77</b>	109	A	Clemson	61 <b>69</b>
5	H	Mississippi St.	43 <b>87</b>					67	A	New Hampshire	44 <b>50</b>	128	A	Albany (NY)	60 <b>64</b>
16	A	Miami (FL)	51 <b>76</b>					67	H	New Hampshire	57 <b>65</b>	128	H	Albany (NY)	84 71
								76	H	Purdue	67 47	153	H	Northeastern	68 49
								81	N	Chattanooga	49 39	172	N	Hampton	49 <b>58</b>
												173	A	Boston College	53 <b>64</b>
												188	A	Hartford	66 60
												188	H	Hartford	73 62
												203	N	ETSU	61 48
												207	A	UMBC	62 <b>66</b>
												207	H	UMBC	72 40
												210	A	Binghamton	52 <b>58</b>
												210	H	Binghamton	62 49
												221	H	Dartmouth	60 55
												263	A	Stony Brook	41 <b>55</b>
												263	H	Stony Brook	78 71
												264	A	Bryant	77 52
												269	A	Vermont	52 <b>55</b>
												269	H	Vermont	59 43
												326	N	Saint Peter's	59 43
												344	A	UMass Lowell	65 44
												344	H	UMass Lowell	76 50
LAST 12 Division I GAMES:															
210	H	Binghamton	62 49	207	A	UMBC	62 <b>66</b>								
128	A	Albany (NY)	60 <b>64</b>	269	H	Vermont	59 43								
67	H	New Hampshire	57 <b>65</b>	210	A	Binghamton	52 <b>58</b>								
263	H	Stony Brook	78 71	128	H	Albany (NY)	84 71								
344	H	UMass Lowell	76 50	67	A	New Hampshire	44 <b>50</b>								
188	A	Hartford	66 60	188	H	Hartford	73 62								

Non-Div I Games:

Maine

■ Loss, 
 ■ Non-Conf, 
 ■ S Site, 
 ■ Home 
 ■ A Away 
 N Neutral



RPI 1-25				RPI 26-50				RPI 51-100				RPI 101+				Team's RPI: 275	
RPI	S	Opponent	Score	RPI	S	Opponent	Score	RPI	S	Opponent	Score	RPI	S	Opponent	Score		
				38	A	Quinnipiac	38 81	67	H	New Hampshire	42 59	117	A	Rider	64 73		
				38	H	Quinnipiac	49 69	72	A	Bucknell	64 69	117	H	Rider	36 53		
								92	A	Buffalo	39 73	119	A	Fordham	60 63		
												132	H	Yale	63 57		
												150	A	Iona	53 70		
												150	H	Iona	62 76		
												167	A	Fairfield	56 71		
												167	H	Fairfield	43 64		
												168	A	Siena	62 67		
												168	H	Siena	68 66		
												176	A	Brown	58 57		
												217	A	Monmouth	75 61		
												217	H	Monmouth	50 63		
												217	N	Monmouth	46 62		
												228	A	Marist	76 81		
												228	H	Marist	47 62		
												248	A	Canisius	48 58		
												248	H	Canisius	57 62		
												259	A	Niagara	42 65		
												259	H	Niagara	59 62		
												263	H	Stony Brook	50 55		
												307	H	Holy Cross	60 56		
												324	A	St. Francis Brooklyn	55 52		
												326	A	Saint Peter's	69 65		
												326	H	Saint Peter's	57 44		
				217	N	Monmouth	46 62	168	A	Siena	62 67						
				228	A	Marist	76 81	259	A	Niagara	42 65						
				217	H	Monmouth	50 63	248	A	Canisius	48 58						
				38	H	Quinnipiac	49 69	326	H	Saint Peter's	57 44						
				217	A	Monmouth	75 61	117	A	Rider	64 73						
				167	H	Fairfield	43 64	326	A	Saint Peter's	69 65						

Non-Div I Games:

Average RPI Win: <b>237</b>	WON-LOST	WINNING	LAST 10	STRENGTH OF	OPP. STRENGTH	TEAM	ADJ.	CONF.	ADJ CONF.
Average RPI Loss: <b>167</b>	RECORD	PCT. RANK	GAMES	SCHEDULE	OF SCHEDULE	RPI	RPI	RPI	RPI
DIV. I ONLY	15- 16	179	6- 4	307	157	228	228	18	18
DIV. I NON-CONF.	3- 7	250	0- 0	327	82	309	309	17	17
TOTALS	RPI 1-25	RPI 26-50	W-L RECORDS	RPI 51-100	RPI 101-150	RPI 150+			
15- 16	0- 1	0- 3	OVERALL	0- 0	1- 3	14- 9			
5- 8	0- 1	0- 1	HOME	0- 0	0- 2	5- 4			
8- 6	0- 0	0- 1	AWAY	0- 0	1- 1	7- 4			
2- 2	0- 0	0- 1	NEUTRAL	0- 0	0- 0	2- 1			
3- 7	0- 1	0- 1	NON-CONFERENCE	0- 0	0- 0	3- 5			
1- 2	0- 1	0- 0	HOME	0- 0	0- 0	1- 1			
1- 3	0- 0	0- 0	AWAY	0- 0	0- 0	1- 3			
1- 2	0- 0	0- 1	NEUTRAL	0- 0	0- 0	1- 1			
12- 9	0- 0	0- 2	CONFERENCE	0- 0	1- 3	11- 4			
4- 6	0- 0	0- 1	HOME	0- 0	0- 2	4- 3			
7- 3	0- 0	0- 1	AWAY	0- 0	1- 1	6- 1			
1- 0	0- 0	0- 0	NEUTRAL	0- 0	0- 0	1- 0			

RPI 1-25				RPI 26-50				RPI 51-100				RPI 101+ Team's RPI: 228			
RPI	S	Opponent	Score	RPI	S	Opponent	Score	RPI	S	Opponent	Score	RPI	S	Opponent	Score
21	H	Creighton	50 <b>72</b>	38	A	Quinnipiac	57 <b>79</b>					117	A	Rider	46 <b>65</b>
				38	H	Quinnipiac	36 <b>70</b>					117	H	Rider	56 <b>69</b>
				44	N	Auburn	51 <b>52</b>					150	A	Iona	68 62
												150	H	Iona	37 <b>48</b>
												164	N	East Carolina	68 <b>70</b>
												167	A	Fairfield	68 62
												167	H	Fairfield	71 55
												168	A	Siena	70 59
												168	H	Siena	68 <b>69</b>
												189	A	Hofstra	42 <b>62</b>
												211	H	Seton Hall	63 <b>76</b>
												217	A	Monmouth	69 <b>79</b>
												217	H	Monmouth	76 66
												220	H	Boston U.	76 57
												221	A	Dartmouth	66 61
												248	A	Canisius	85 74
												248	H	Canisius	67 60
												259	A	Niagara	60 58
												259	H	Niagara	53 <b>68</b>
												275	A	Manhattan	62 47
												275	H	Manhattan	81 76
												292	N	N.C. A&T	69 64
												299	A	Rhode Island	61 <b>82</b>
												307	A	Holy Cross	46 <b>50</b>
												326	A	Saint Peter's	66 58
												326	H	Saint Peter's	69 <b>73</b>
LAST 12 Division I GAMES:															
				326	N	Saint Peter's	71 60	259	H	Niagara	53 <b>68</b>				
				275	H	Manhattan	81 76	38	A	Quinnipiac	57 <b>79</b>				
				38	H	Quinnipiac	36 <b>70</b>	326	A	Saint Peter's	66 58				
				217	H	Monmouth	76 66	168	A	Siena	70 59				
				167	A	Fairfield	68 62	248	H	Canisius	67 60				
				117	A	Rider	46 <b>65</b>	150	H	Iona	37 <b>48</b>				

Non-Div I Games:

Marist

■ Loss, 
 ■ Non-Conf, 
 ■ S Site, 
 ■ H Home 
 ■ A Away 
 N Neutral

M  
a  
r  
i  
s  
t

RPI S Opponent Marist Score

Through Games Of March 2, 2017

RPI	S	Opponent	Score
326	N	Saint Peter's	71 60

M  
a  
r  
i  
s  
t

Marist

Average RPI Win:	147	WON-LOST	WINNING	LAST 10	STRENGTH OF	OPP. STRENGTH	TEAM	ADJ.	CONF.	ADJ CONF.
Average RPI Loss:	80	RECORD	PCT. RANK	GAMES	SCHEDULE	OF SCHEDULE	RPI	RPI	RPI	RPI
DIV. I ONLY	22- 7	37	7- 3	64	76	36	36	7	7	
DIV. I NON-CONF.	9- 2	37	0- 0	81	107	44	44	7	7	
TOTALS	RPI 1-25	RPI 26-50	W-L RECORDS	RPI 51-100	RPI 101-150	RPI 150+				
22- 7	3- 2	1- 1	OVERALL	5- 2	1- 0	12- 2				
13- 3	1- 1	1- 1	HOME	3- 1	1- 0	7- 0				
9- 3	2- 1	0- 0	AWAY	2- 1	0- 0	5- 1				
0- 1	0- 0	0- 0	NEUTRAL	0- 0	0- 0	0- 1				
9- 2	1- 0	1- 1	NON-CONFERENCE	1- 0	1- 0	5- 1				
6- 1	0- 0	1- 1	HOME	1- 0	1- 0	3- 0				
3- 0	1- 0	0- 0	AWAY	0- 0	0- 0	2- 0				
0- 1	0- 0	0- 0	NEUTRAL	0- 0	0- 0	0- 1				
13- 5	2- 2	0- 0	CONFERENCE	4- 2	0- 0	7- 1				
7- 2	1- 1	0- 0	HOME	2- 1	0- 0	4- 0				
6- 3	1- 1	0- 0	AWAY	2- 1	0- 0	3- 1				
0- 0	0- 0	0- 0	NEUTRAL	0- 0	0- 0	0- 0				

RPI 1-25				RPI 26-50				Team's RPI: 36	RPI 51-100				RPI 101+			
RPI	S	Opponent	Score	RPI	S	Opponent	Score		RPI	S	Opponent	Score	RPI	S	Opponent	Score
6	A	Oregon St.	74 73	29	H	Green Bay	63 78		56	A	Villanova	77 71	142	H	New Mexico	62 52
15	A	DePaul	102 101	31	H	Arizona St.	75 63		56	H	Villanova	62 53	155	H	Milwaukee	85 74
15	H	DePaul	96 81						63	A	Georgetown	84 77	163	N	Santa Clara	62 65
21	A	Creighton	77 80						63	H	Georgetown	80 70	186	A	Providence	64 66
21	H	Creighton	63 83						69	H	Western Ill.	77 61	186	H	Providence	79 74
									71	A	St. John's (NY)	64 70	190	A	Xavier	86 71
									71	H	St. John's (NY)	72 82	190	H	Xavier	85 61
													211	A	Seton Hall	83 77
													211	H	Seton Hall	103 60
													212	A	Wisconsin	81 75
													230	H	Saint Francis (PA)	104 91
													244	A	Pacific	89 75
													267	A	Butler	72 66
													267	H	Butler	91 53
													345	H	Longwood	87 37
LAST 12 Division I GAMES:																
56	H	Villanova	62 53	211	H	Seton Hall	103 60									
63	H	Georgetown	80 70	21	A	Creighton	77 80									
15	H	DePaul	96 81	186	A	Providence	64 66									
190	A	Xavier	86 71	15	A	DePaul	102 101									
267	A	Butler	72 66	267	H	Butler	91 53									
71	H	St. John's (NY)	72 82	190	H	Xavier	85 61									

Non-Div I Games:

Marquette

## Marshall

Through Games Of March 2, 2017

Average RPI Win:	282	WON-LOST	WINNING	LAST 10	STRENGTH OF	OPP. STRENGTH	TEAM	ADJ.	CONF.	ADJ CONF.
Average RPI Loss:	130	RECORD	PCT. RANK	GAMES	SCHEDULE	OF SCHEDULE	RPI	RPI	RPI	RPI
DIV. I ONLY	10- 16	241	1- 9	235	186	256	256	14	14	
DIV. I NON-CONF.	6- 3	97	0- 0	342	317	223	223	15	15	
TOTALS	RPI 1-25	RPI 26-50	W-L RECORDS	RPI 51-100	RPI 101-150	RPI 150+				
10- 16	0- 0	0- 2	OVERALL	0- 3	0- 7	10- 4				
7- 6	0- 0	0- 1	HOME	0- 1	0- 4	7- 0				
2- 9	0- 0	0- 1	AWAY	0- 2	0- 3	2- 3				
1- 1	0- 0	0- 0	NEUTRAL	0- 0	0- 0	1- 1				
6- 3	0- 0	0- 0	NON-CONFERENCE	0- 1	0- 1	6- 1				
4- 0	0- 0	0- 0	HOME	0- 0	0- 0	4- 0				
1- 2	0- 0	0- 0	AWAY	0- 1	0- 1	1- 0				
1- 1	0- 0	0- 0	NEUTRAL	0- 0	0- 0	1- 1				
4- 13	0- 0	0- 2	CONFERENCE	0- 2	0- 6	4- 3				
3- 6	0- 0	0- 1	HOME	0- 1	0- 4	3- 0				
1- 7	0- 0	0- 1	AWAY	0- 1	0- 2	1- 3				
0- 0	0- 0	0- 0	NEUTRAL	0- 0	0- 0	0- 0				

RPI 1-25				RPI 26-50				RPI 51-100				RPI 101+				Team's RPI: 256	
RPI	S	Opponent	Score	RPI	S	Opponent	Score	RPI	S	Opponent	Score	RPI	S	Opponent	Score		
				42	A	Western Ky.	57 73	77	A	Middle Tenn.	69 94	112	A	Charlotte	77 93		
				42	H	Western Ky.	64 78	77	H	Middle Tenn.	63 72	112	H	Charlotte	75 89		
								85	A	Penn St.	80 82	116	A	North Carolina	53 75		
												118	A	Old Dominion	69 73		
												118	H	Old Dominion	85 94		
												124	H	Southern Miss.	78 82		
												143	H	Louisiana Tech	54 72		
												162	A	Rice	74 84		
												180	A	UAB	55 71		
												180	H	UAB	61 58		
												196	A	UTSA	88 81		
												205	A	Illinois	55 53		
												255	H	Coastal Caro.	84 66		
												271	N	Prairie View	68 78		
												303	A	UTEP	74 84		
												305	H	FIU	70 52		
												327	H	Morgan St.	62 43		
												331	H	Florida A&M	77 67		
												337	H	Fla. Atlantic	76 53		
												342	N	Sam Houston St.	73 50		
												345	H	Longwood	70 50		
LAST 12 Division I GAMES:																	
				162	A	Rice	74 84	143	H	Louisiana Tech	54 72						
				112	H	Charlotte	75 89	124	H	Southern Miss.	78 82						
				118	H	Old Dominion	85 94	303	A	UTEP	74 84						
				77	A	Middle Tenn.	69 94	196	A	UTSA	88 81						
				180	A	UAB	55 71	42	A	Western Ky.	57 73						
				42	H	Western Ky.	64 78	180	H	UAB	61 58						

Non-Div I Games: Me.-Fort Kent 136 62 Bluefield Col. 77 35

Marshall

Loss, Non-Conf, S Site, H Home A Away N Neutral

Maryland

Through Games Of March 2, 2017

Average RPI Win:	151	WON-LOST	WINNING	LAST 10	STRENGTH OF	OPP. STRENGTH	TEAM	ADJ.	CONF.	ADJ CONF.
Average RPI Loss:	13	RECORD	PCT. RANK	GAMES	SCHEDULE	OF SCHEDULE	RPI	RPI	RPI	RPI
DIV. I ONLY	27- 2	3	9- 1	136	49	20	20	6	6	
DIV. I NON-CONF.	12- 1	7	0- 0	227	66	54	54	6	6	
TOTALS	RPI 1-25	RPI 26-50	W-L RECORDS	RPI 51-100	RPI 101-150	RPI 150+				
27- 2	1- 2	4- 0	OVERALL	8- 0	1- 0	13- 0				
14- 1	0- 1	1- 0	HOME	4- 0	0- 0	9- 0				
11- 1	1- 1	2- 0	AWAY	3- 0	1- 0	4- 0				
2- 0	0- 0	1- 0	NEUTRAL	1- 0	0- 0	0- 0				
12- 1	1- 1	1- 0	NON-CONFERENCE	1- 0	1- 0	8- 0				
6- 1	0- 1	0- 0	HOME	0- 0	0- 0	6- 0				
4- 0	1- 0	0- 0	AWAY	0- 0	1- 0	2- 0				
2- 0	0- 0	1- 0	NEUTRAL	1- 0	0- 0	0- 0				
15- 1	0- 1	3- 0	CONFERENCE	7- 0	0- 0	5- 0				
8- 0	0- 0	1- 0	HOME	4- 0	0- 0	3- 0				
7- 1	0- 1	2- 0	AWAY	3- 0	0- 0	2- 0				
0- 0	0- 0	0- 0	NEUTRAL	0- 0	0- 0	0- 0				

RPI	S	Opponent	Score	RPI	S	Opponent	Score	RPI	S	Opponent	Score	RPI	S	Opponent	Score
1	H	UConn	81 87	31	N	Arizona St.	83 42	57	A	Iowa	98 82	137	A	Duquesne	77 57
12	A	Louisville	78 72	39	H	Michigan	83 70	57	H	Iowa	100 81	197	A	Nebraska	93 49
24	A	Ohio St.	87 98	45	A	Indiana	92 56	62	H	Northwestern	96 65	202	H	Towson	97 63
				46	A	Michigan St.	89 72	66	A	Minnesota	83 72	205	A	Illinois	94 49
								66	H	Minnesota	93 60	205	H	Illinois	84 59
								76	A	Purdue	85 70	207	H	UMBC	92 42
								85	H	Penn St.	89 83	212	H	Wisconsin	89 40
								95	N	Washington St.	79 69	223	H	Rutgers	80 71
												259	A	Niagara	96 64
												261	H	UMES	106 61
												270	A	Loyola Maryland	79 60
												291	H	Mt. St. Mary's	106 42
												326	H	Saint Peter's	101 49
												344	H	UMass Lowell	100 44
LAST 12 Division I GAMES:															
66	H	Minnesota	93 60	76	A	Purdue	85 70								
24	A	Ohio St.	87 98	57	H	Iowa	100 81								
212	H	Wisconsin	89 40	205	A	Illinois	94 49								
46	A	Michigan St.	89 72	223	H	Rutgers	80 71								
205	H	Illinois	84 59	39	H	Michigan	83 70								
45	A	Indiana	92 56	57	A	Iowa	98 82								

Non-Div I Games:

Maryland

Loss, Non-Conf, S Site, H Home A Away N Neutral

Massachusetts

Through Games Of March 2, 2017

Average RPI Win:	279	WON-LOST	WINNING	LAST 10	STRENGTH OF	OPP. STRENGTH	TEAM	ADJ.	CONF.	ADJ CONF.
Average RPI Loss:	161	RECORD	PCT. RANK	GAMES	SCHEDULE	OF SCHEDULE	RPI	RPI	RPI	RPI
DIV. I ONLY	8- 21	290	1- 9	272	169	306	306	12	12	
DIV. I NON-CONF.	5- 7	205	1- 0	311	270	269	269	12	12	
TOTALS	RPI 1-25	RPI 26-50	W-L RECORDS	RPI 51-100	RPI 101-150	RPI 150+				
8- 21	0- 0	0- 2	OVERALL	0- 3	1- 5	7- 11				
6- 6	0- 0	0- 1	HOME	0- 0	1- 1	5- 4				
1- 14	0- 0	0- 0	AWAY	0- 0	0- 2	1- 2				
1- 1	0- 0	0- 0	NEUTRAL	0- 1	0- 0	1- 0				
5- 7	0- 0	0- 0	NON-CONFERENCE	0- 3	0- 0	5- 4				
4- 0	0- 0	0- 0	HOME	0- 0	0- 0	4- 0				
0- 6	0- 0	0- 0	AWAY	0- 2	0- 0	0- 4				
1- 1	0- 0	0- 0	NEUTRAL	0- 1	0- 0	1- 0				
3- 14	0- 0	0- 2	CONFERENCE	0- 0	1- 5	2- 7				
2- 6	0- 0	0- 1	HOME	0- 0	1- 1	1- 4				
1- 8	0- 0	0- 1	AWAY	0- 0	0- 4	1- 3				
0- 0	0- 0	0- 0	NEUTRAL	0- 0	0- 0	0- 0				

RPI 1-25			RPI 26-50			RPI 51-100			RPI 101+			Team's RPI: 306			
RPI	S	Opponent	Score	RPI	S	Opponent	Score	RPI	S	Opponent	Score	RPI	S	Opponent	Score
				43	A	Dayton	65 77	57	A	Iowa	30 71	104	A	Saint Louis	51 91
				47	H	George Washington	54 60	78	N	Drexel	47 65	104	H	Saint Louis	60 81
								92	A	Buffalo	47 61	110	A	Saint Joseph's	50 81
												119	A	Fordham	43 74
												137	H	Duquesne	75 67
												141	A	VCU	52 55
												166	A	La Salle	64 68
												166	H	La Salle	52 57
												188	A	Hartford	56 75
												189	A	Hofstra	55 71
												195	H	George Mason	55 66
												220	A	Boston U.	60 64
												231	A	Richmond	45 56
												241	H	St. Bonaventure	38 55
												264	H	Bryant	68 62
												277	A	Davidson	61 60
												277	H	Davidson	59 63
												299	A	Rhode Island	50 53
												299	H	Rhode Island	68 67
												300	H	North Dakota St.	70 58
												305	A	FIU	57 58
												307	H	Holy Cross	69 66
												317	H	Central Conn. St.	76 37
												328	N	Montana	59 58
LAST 12 Division I GAMES:															
				104	A	Saint Louis	51 91					277	H	Davidson	59 63
				328	N	Montana	59 58					104	H	Saint Louis	60 81
				299	A	Rhode Island	50 53					141	A	VCU	52 55
				166	H	La Salle	52 57					166	A	La Salle	64 68
				231	A	Richmond	45 56					47	H	George Washington	54 60
				119	A	Fordham	43 74					241	H	St. Bonaventure	38 55

Non-Div I Games: Merrimack 73 44

Massachusetts

Loss, Non-Conf, S Site, H Home A Away N Neutral

Average RPI Win:	322	WON-LOST	WINNING	LAST 10	STRENGTH OF	OPP. STRENGTH	TEAM	ADJ.	CONF.	ADJ CONF.
Average RPI Loss:	158	RECORD	PCT. RANK	GAMES	SCHEDULE	OF SCHEDULE	RPI	RPI	RPI	RPI
DIV. I ONLY	9- 15	247	3- 7	314	278	287	287	27	27	
DIV. I NON-CONF.	1- 6	310	0- 0	241	71	306	306	27	27	
TOTALS	RPI 1-25	RPI 26-50	W-L RECORDS	RPI 51-100	RPI 101-150	RPI 150+				
9- 15	0- 0	0- 0	OVERALL	0- 2	0- 8	9- 5				
5- 5	0- 0	0- 0	HOME	0- 1	0- 3	5- 1				
4- 8	0- 0	0- 0	AWAY	0- 1	0- 4	4- 3				
0- 2	0- 0	0- 0	NEUTRAL	0- 0	0- 1	0- 1				
1- 6	0- 0	0- 0	NON-CONFERENCE	0- 1	0- 4	1- 1				
0- 2	0- 0	0- 0	HOME	0- 0	0- 2	0- 0				
1- 2	0- 0	0- 0	AWAY	0- 1	0- 1	1- 0				
0- 2	0- 0	0- 0	NEUTRAL	0- 0	0- 1	0- 1				
8- 9	0- 0	0- 0	CONFERENCE	0- 1	0- 4	8- 4				
5- 3	0- 0	0- 0	HOME	0- 1	0- 1	5- 1				
3- 6	0- 0	0- 0	AWAY	0- 0	0- 3	3- 3				
0- 0	0- 0	0- 0	NEUTRAL	0- 0	0- 0	0- 0				

RPI 1-25				RPI 26-50				RPI 51-100				RPI 101+				Team's RPI: 287	
RPI	S	Opponent	Score	RPI	S	Opponent	Score	RPI	S	Opponent	Score	RPI	S	Opponent	Score		
								64	A	Tulane	65 82	101	A	Central Ark.	52 67		
								91	H	SFA	65 96		H	Central Ark.	49 72		
												106	A	Abilene Christian	65 77		
												126	N	Alabama	63 84		
												134	A	Lamar University	57 79		
												143	H	Louisiana Tech	56 66		
												146	H	Louisiana	70 77		
												149	A	TCU	70 74		
												156	N	Pittsburgh	65 71		
												213	A	New Orleans	85 92		
												213	H	New Orleans	59 71		
												288	A	A&M-Corpus Christi	66 77		
												293	A	Northwestern St.	68 63		
												293	H	Northwestern St.	68 52		
												294	H	Nicholls St.	59 52		
												329	A	Southeastern La.	86 83		
												330	H	Incarinate Word	78 61		
												335	A	La.-Monroe	78 52		
												339	A	Houston Baptist	68 72		
												339	H	Houston Baptist	68 53		
												342	A	Sam Houston St.	61 58		
												342	H	Sam Houston St.	79 56		
LAST 12 Division I GAMES:																	
342	A	Sam Houston St.	61 58	134	A	Lamar University	57 79										
288	A	A&M-Corpus Christi	66 77	101	H	Central Ark.	49 72										
339	A	Houston Baptist	68 72	106	A	Abilene Christian	65 77										
294	H	Nicholls St.	59 52	213	H	New Orleans	59 71										
213	A	New Orleans	85 92	293	H	Northwestern St.	68 52										
330	H	Incarinate Word	78 61	101	A	Central Ark.	52 67										

Non-Div I Games: LSU-Alexandria 100 66 Louisiana Col. 88 47 Southern-N.O. 94 65 Wiley 72 56  
McNeese

Loss, Non-Conf, S Site, H Home A Away N Neutral



Average RPI Win:	156	WON-LOST	WINNING	LAST 10	STRENGTH OF	OPP. STRENGTH	TEAM	ADJ.	CONF.	ADJ CONF.
Average RPI Loss:	121	RECORD	PCT. RANK	GAMES	SCHEDULE	OF SCHEDULE	RPI	RPI	RPI	RPI
DIV. I ONLY	14- 15	183	6- 4	86	79	144	144	5	5	
DIV. I NON-CONF.	7- 6	157	0- 0	279	175	221	221	5	5	
TOTALS	RPI 1-25	RPI 26-50	W-L RECORDS	RPI 51-100	RPI 101-150	RPI 150+				
14- 15	0- 3	1- 2	OVERALL	2- 2	4- 0	7- 8				
11- 5	0- 1	1- 1	HOME	1- 1	3- 0	6- 2				
3- 9	0- 2	0- 1	AWAY	1- 1	1- 0	1- 5				
0- 1	0- 0	0- 0	NEUTRAL	0- 0	0- 0	0- 1				
7- 6	0- 0	0- 1	NON-CONFERENCE	0- 0	2- 0	5- 5				
6- 2	0- 0	0- 1	HOME	0- 0	2- 0	4- 1				
1- 3	0- 0	0- 0	AWAY	0- 0	0- 0	1- 3				
0- 1	0- 0	0- 0	NEUTRAL	0- 0	0- 0	0- 1				
7- 9	0- 3	1- 1	CONFERENCE	2- 2	2- 0	2- 3				
5- 3	0- 1	1- 0	HOME	1- 1	1- 0	2- 1				
2- 6	0- 2	0- 1	AWAY	1- 1	1- 0	0- 2				
0- 0	0- 0	0- 0	NEUTRAL	0- 0	0- 0	0- 0				

RPI 1-25				RPI 26-50				RPI 51-100				RPI 101+ Team's RPI: 144			
RPI	S	Opponent	Score	RPI	S	Opponent	Score	RPI	S	Opponent	Score	RPI	S	Opponent	Score
1	A	UConn	48 91	34	A	South Fla.	49 79	64	A	Tulane	55 52	107	H	Vanderbilt	75 59
17	A	Temple	51 66	34	H	South Fla.	62 57	64	H	Tulane	57 56	111	A	UCF	65 62
17	H	Temple	67 73	50	H	Little Rock	44 54	94	A	SMU	44 53	111	H	UCF	65 59
								94	H	SMU	39 60	143	H	Louisiana Tech	56 54
												151	A	Tulsa	52 57
												154	H	Missouri St.	69 60
												164	H	East Carolina	72 50
												165	A	Cincinnati	57 68
												165	H	Cincinnati	59 66
												169	N	Arkansas	61 91
												170	A	Southern Ill.	61 69
												171	H	Kansas	58 68
												178	H	Houston	66 65
												205	A	Illinois	64 54
												227	A	Samford	42 48
												266	H	Southeast Mo. St.	65 63
												286	A	Nevada	67 75
												293	H	Northwestern St.	54 38
												294	H	Nicholls St.	73 62
LAST 12 Division I GAMES:															
64	H	Tulane	57 56	34	H	South Fla.	62 57								
1	A	UConn	48 91	94	A	SMU	44 53								
94	H	SMU	39 60	111	H	UCF	65 59								
165	A	Cincinnati	57 68	178	H	Houston	66 65								
164	H	East Carolina	72 50	17	A	Temple	51 66								
64	A	Tulane	55 52	34	A	South Fla.	49 79								

Non-Div I Games:

Memphis

■ Loss, 
 ■ Non-Conf, 
 ■ S Site, 
 ■ Home 
 ■ A Away 
 N Neutral

Average RPI Win: <b>241</b>	WON-LOST	WINNING	LAST 10	STRENGTH OF	OPP. STRENGTH	TEAM	ADJ.	CONF.	ADJ CONF.
Average RPI Loss: <b>62</b>	RECORD	PCT. RANK	GAMES	SCHEDULE	OF SCHEDULE	RPI	RPI	RPI	RPI
DIV. I ONLY	21- 5	20	9- 1	290	146	89	89	17	17
DIV. I NON-CONF.	8- 3	67	0- 0	316	68	131	131	20	20
TOTALS	RPI 1-25	RPI 26-50	W-L RECORDS	RPI 51-100	RPI 101-150	RPI 150+			
21- 5	0- 1	0- 0	OVERALL	0- 4	0- 0	21- 0			
9- 2	0- 1	0- 0	HOME	0- 1	0- 0	9- 0			
11- 3	0- 0	0- 0	AWAY	0- 3	0- 0	11- 0			
1- 0	0- 0	0- 0	NEUTRAL	0- 0	0- 0	1- 0			
8- 3	0- 1	0- 0	NON-CONFERENCE	0- 2	0- 0	8- 0			
3- 1	0- 1	0- 0	HOME	0- 0	0- 0	3- 0			
5- 2	0- 0	0- 0	AWAY	0- 2	0- 0	5- 0			
0- 0	0- 0	0- 0	NEUTRAL	0- 0	0- 0	0- 0			
13- 2	0- 0	0- 0	CONFERENCE	0- 2	0- 0	13- 0			
6- 1	0- 0	0- 0	HOME	0- 1	0- 0	6- 0			
6- 1	0- 0	0- 0	AWAY	0- 1	0- 0	6- 0			
1- 0	0- 0	0- 0	NEUTRAL	0- 0	0- 0	1- 0			

RPI 1-25			RPI 26-50			RPI 51-100 Team's RPI: 89			RPI 101+		
RPI	S	Opponent	Score	RPI	S	Opponent	Score	RPI	S	Opponent	Score
11	H	Florida St.	40 83					55	A	Georgia Tech	50 70
								81	A	Chattanooga	50 70
								81	H	Chattanooga	56 74
								84	A	Georgia	64 72
								178	A	Houston	64 60
								182	H	Campbell	76 60
								201	A	UNCG	77 64
								201	H	UNCG	58 47
								203	A	ETSU	71 56
								203	H	ETSU	72 55
								205	A	Illinois	51 33
								222	A	Ga. Southern	77 56
								227	A	Samford	76 68
								227	H	Samford	59 49
								236	A	Wofford	61 46
								236	H	Wofford	54 39
								236	N	Wofford	67 42
								252	A	Furman	68 47
								252	H	Furman	76 52
								277	A	Davidson	67 60
								278	H	Kennesaw St.	61 46
								279	A	Western Caro.	59 57
								279	H	Western Caro.	84 53
								337	H	Fla. Atlantic	74 57
								341	A	Winthrop	71 48
LAST 12 Division I GAMES:											
236	N	Wofford	67 42	203	A	ETSU	71 56				
227	A	Samford	76 68	81	A	Chattanooga	50 70				
252	A	Furman	68 47	227	H	Samford	59 49				
236	A	Wofford	61 46	236	H	Wofford	54 39				
201	H	UNCG	58 47	252	H	Furman	76 52				
279	H	Western Caro.	84 53	279	A	Western Caro.	59 57				

Non-Div I Games: West Ga. 67 36 Paine 93 50 Emmanuel (GA) 84 70

Mercer

Loss, Non-Conf, S Site, H Home A Away N Neutral

Average RPI Win:	129	WON-LOST	WINNING	LAST 10	STRENGTH OF	OPP. STRENGTH	TEAM	ADJ.	CONF.	ADJ CONF.
Average RPI Loss:	13	RECORD	PCT. RANK	GAMES	SCHEDULE	OF SCHEDULE	RPI	RPI	RPI	RPI
DIV. I ONLY	22- 7	37	8- 2	32	19	16	16	3	3	
DIV. I NON-CONF.	11- 1	12	0- 0	135	50	17	17	4	4	
TOTALS	RPI 1-25	RPI 26-50	W-L RECORDS	RPI 51-100	RPI 101-150	RPI 150+				
22- 7	1- 6	1- 1	OVERALL	7- 0	7- 0	6- 0				
13- 2	0- 2	0- 0	HOME	3- 0	6- 0	4- 0				
7- 5	1- 4	1- 1	AWAY	3- 0	0- 0	2- 0				
2- 0	0- 0	0- 0	NEUTRAL	1- 0	1- 0	0- 0				
11- 1	1- 1	0- 0	NON-CONFERENCE	1- 0	5- 0	4- 0				
7- 0	0- 0	0- 0	HOME	0- 0	4- 0	3- 0				
3- 1	1- 1	0- 0	AWAY	1- 0	0- 0	1- 0				
1- 0	0- 0	0- 0	NEUTRAL	0- 0	1- 0	0- 0				
11- 6	0- 5	1- 1	CONFERENCE	6- 0	2- 0	2- 0				
6- 2	0- 2	0- 0	HOME	3- 0	2- 0	1- 0				
4- 4	0- 3	1- 1	AWAY	2- 0	0- 0	1- 0				
1- 0	0- 0	0- 0	NEUTRAL	1- 0	0- 0	0- 0				

RPI	S	Opponent	Score	RPI	S	Opponent	Score	RPI	S	Opponent	Score	RPI	S	Opponent	Score
2	H	Notre Dame	55 67	30	A	Syracuse	48 81	51	H	Virginia	63 52	102	H	Texas Tech	74 56
9	A	Duke	70 83	35	A	North Carolina St.	67 64	55	H	Georgia Tech	75 70	109	H	Clemson	81 57
11	A	Florida St.	71 80					55	N	Georgia Tech	87 71	112	H	Charlotte	80 46
11	H	Florida St.	66 81					71	A	St. John's (NY)	62 50	116	H	North Carolina	100 88
12	A	Louisville	59 63					82	A	Wake Forest	79 56	118	H	Old Dominion	66 56
14	A	Kentucky	66 82					98	A	Virginia Tech	79 69	128	N	Albany (NY)	77 53
24	A	Ohio St.	94 89					98	H	Virginia Tech	82 75	139	H	Maine	76 51
												156	A	Pittsburgh	82 50
												173	H	Boston College	58 51
												204	H	Grambling	89 61
												284	H	Coppin St.	75 35
												305	A	FIU	69 49
												322	H	Loyola Chicago	81 43
LAST 12 Division I GAMES:															
		55	N	Georgia Tech	87	71			11	A	Florida St.	71	80		
		55	H	Georgia Tech	75	70			82	A	Wake Forest	79	56		
		98	A	Virginia Tech	79	69			173	H	Boston College	58	51		
		9	A	Duke	70	83			116	H	North Carolina	100	88		
		109	H	Clemson	81	57			30	A	Syracuse	48	81		
		51	H	Virginia	63	52			12	A	Louisville	59	63		

Non-Div I Games:

Miami (FL)

■ Loss, 
■ Non-Conf, S Site, 
■ Home 
■ Away 
N Neutral

Average RPI Win:	276	WON-LOST	WINNING	LAST 10	STRENGTH OF	OPP. STRENGTH	TEAM	ADJ.	CONF.	ADJ CONF.
Average RPI Loss:	122	RECORD	PCT. RANK	GAMES	SCHEDULE	OF SCHEDULE	RPI	RPI	RPI	RPI
DIV. I ONLY	8- 20	284	3- 7	125	180	239	239	10	10	
DIV. I NON-CONF.	4- 7	224	0- 0	208	333	243	243	11	11	
TOTALS	RPI 1-25	RPI 26-50	W-L RECORDS	RPI 51-100	RPI 101-150	RPI 150+				
8- 20	0- 0	0- 1	OVERALL	0- 8	0- 4	8- 7				
2- 10	0- 0	0- 0	HOME	0- 4	0- 2	2- 4				
4- 8	0- 0	0- 1	AWAY	0- 4	0- 2	4- 1				
2- 2	0- 0	0- 0	NEUTRAL	0- 0	0- 0	2- 2				
4- 7	0- 0	0- 0	NON-CONFERENCE	0- 1	0- 1	4- 5				
0- 3	0- 0	0- 0	HOME	0- 1	0- 0	0- 2				
2- 2	0- 0	0- 0	AWAY	0- 0	0- 1	2- 1				
2- 2	0- 0	0- 0	NEUTRAL	0- 0	0- 0	2- 2				
4- 13	0- 0	0- 1	CONFERENCE	0- 7	0- 3	4- 2				
2- 7	0- 0	0- 0	HOME	0- 3	0- 2	2- 2				
2- 6	0- 0	0- 1	AWAY	0- 4	0- 1	2- 0				
0- 0	0- 0	0- 0	NEUTRAL	0- 0	0- 0	0- 0				

RPI 1-25			RPI 26-50			RPI 51-100			RPI 101+ Team's RPI: 239		
RPI	S	Opponent	Score	RPI	S	Opponent	Score	RPI	S	Opponent	Score
				37	A	Central Mich.	61 80	54	A	Ohio	63 77
								54	H	Ohio	62 79
								60	H	IUPUI	53 65
								70	A	Toledo	50 64
								88	A	Northern Ill.	76 89
								88	H	Northern Ill.	61 63
								92	A	Buffalo	45 71
								92	H	Buffalo	51 68

Non-Div I Games: Cedarville 70 57 Northwood 64 49

Miami (OH)

Loss, Non-Conf, S Site, H Home A Away N Neutral

## Michigan

Through Games Of March 2, 2017

Average RPI Win:	164	WON-LOST	WINNING	LAST 10	STRENGTH OF	OPP. STRENGTH	TEAM	ADJ.	CONF.	ADJ CONF.
Average RPI Loss:	54	RECORD	PCT. RANK	GAMES	SCHEDULE	OF SCHEDULE	RPI	RPI	RPI	RPI
DIV. I ONLY	22- 8	55	7- 3	97	72	39	39	6	6	
DIV. I NON-CONF.	11- 3	53	0- 0	127	131	48	48	6	6	
TOTALS	RPI 1-25	RPI 26-50	W-L RECORDS	RPI 51-100	RPI 101-150	RPI 150+				
22- 8	0- 4	1- 2	OVERALL	7- 1	1- 0	13- 1				
14- 1	0- 0	1- 1	HOME	4- 0	1- 0	8- 0				
6- 6	0- 3	0- 1	AWAY	2- 1	0- 0	4- 1				
2- 1	0- 1	0- 0	NEUTRAL	1- 0	0- 0	1- 0				
11- 3	0- 2	0- 0	NON-CONFERENCE	3- 0	1- 0	7- 1				
7- 0	0- 0	0- 0	HOME	1- 0	1- 0	5- 0				
2- 2	0- 1	0- 0	AWAY	1- 0	0- 0	1- 1				
2- 1	0- 1	0- 0	NEUTRAL	1- 0	0- 0	1- 0				
11- 5	0- 2	1- 2	CONFERENCE	4- 1	0- 0	6- 0				
7- 1	0- 0	1- 1	HOME	3- 0	0- 0	3- 0				
4- 4	0- 2	0- 1	AWAY	1- 1	0- 0	3- 0				
0- 0	0- 0	0- 0	NEUTRAL	0- 0	0- 0	0- 0				

RPI 1-25				RPI 26-50				Team's RPI: 39	RPI 51-100				RPI 101+			
RPI	S	Opponent	Score	RPI	S	Opponent	Score		RPI	S	Opponent	Score	RPI	S	Opponent	Score
10	A	UCLA	64 84	45	A	Indiana	61 72		54	H	Ohio	69 46	145	H	Oakland	101 63
11	N	Florida St.	62 76	45	H	Indiana	78 74		55	A	Georgia Tech	92 52	184	H	Western Mich.	66 40
20	A	Maryland	70 83	46	H	Michigan St.	68 86		57	H	Iowa	72 70	190	A	Xavier	58 61
24	A	Ohio St.	87 96						62	H	Northwestern	80 54	192	H	American	82 33
									66	H	Minnesota	84 69	197	A	Nebraska	84 51
									75	N	Gonzaga	78 66	197	H	Nebraska	88 60
									76	A	Purdue	72 62	205	A	Illinois	86 70
									85	A	Penn St.	75 76	212	A	Wisconsin	73 56
													212	H	Wisconsin	75 66
													219	H	Howard	109 41
													223	H	Rutgers	63 50
													259	H	Niagara	107 35
													265	A	San Diego St.	92 57
													269	H	Vermont	78 56
													341	N	Winthrop	76 39
LAST 12 Division I GAMES:																
85	A	Penn St.	75 76	57	H	Iowa	72 70		205	A	Illinois	86 70				
197	H	Nebraska	88 60	62	H	Northwestern	80 54		197	A	Nebraska	84 51				
46	H	Michigan St.	68 86	20	A	Maryland	70 83		66	H	Minnesota	84 69				
45	A	Indiana	61 72													
212	H	Wisconsin	75 66													
76	A	Purdue	72 62													

Non-Div I Games:

Michigan

■ Loss, 
 ■ Non-Conf, S Site, 
 ■ Home 
 ■ Away 
 N Neutral

Average RPI Win:	143	WON-LOST	WINNING	LAST 10	STRENGTH OF	OPP. STRENGTH	TEAM	ADJ.	CONF.	ADJ CONF.
Average RPI Loss:	78	RECORD	PCT. RANK	GAMES	SCHEDULE	OF SCHEDULE	RPI	RPI	RPI	RPI
DIV. I ONLY	20- 10	88	7- 3	68	54	46	46	6	6	
DIV. I NON-CONF.	10- 3	54	0- 0	56	74	33	33	6	6	
TOTALS	RPI 1-25	RPI 26-50	W-L RECORDS	RPI 51-100	RPI 101-150	RPI 150+				
20- 10	1- 2	3- 2	OVERALL	4- 4	2- 0	10- 2				
11- 3	1- 2	1- 0	HOME	3- 1	1- 0	5- 0				
7- 7	0- 0	2- 2	AWAY	1- 3	0- 0	4- 2				
2- 0	0- 0	0- 0	NEUTRAL	0- 0	1- 0	1- 0				
10- 3	0- 1	1- 2	NON-CONFERENCE	1- 0	2- 0	6- 0				
5- 1	0- 1	0- 0	HOME	1- 0	1- 0	3- 0				
4- 2	0- 0	1- 2	AWAY	0- 0	0- 0	3- 0				
1- 0	0- 0	0- 0	NEUTRAL	0- 0	1- 0	0- 0				
10- 7	1- 1	2- 0	CONFERENCE	3- 4	0- 0	4- 2				
6- 2	1- 1	1- 0	HOME	2- 1	0- 0	2- 0				
3- 5	0- 0	1- 0	AWAY	1- 3	0- 0	1- 2				
1- 0	0- 0	0- 0	NEUTRAL	0- 0	0- 0	1- 0				

RPI 1-25				RPI 26-50				Team's RPI: 46	RPI 51-100				RPI 101+			
RPI	S	Opponent	Score	RPI	S	Opponent	Score		RPI	S	Opponent	Score	RPI	S	Opponent	Score
2	H	Notre Dame	61 79	30	A	Syracuse	64 75		57	A	Iowa	83 87	133	N	Delaware	81 64
20	H	Maryland	72 89	38	A	Quinnipiac	71 54		62	A	Northwestern	65 76	145	H	Oakland	81 74
24	H	Ohio St.	94 75	39	A	Michigan	86 68		66	A	Minnesota	93 74	153	H	Northeastern	78 44
				40	A	Oregon	55 88		66	H	Minnesota	85 69	159	A	CSUN	63 59
				45	H	Indiana	69 60		76	A	Purdue	54 66	184	A	Western Mich.	68 64
									76	H	Purdue	66 76	197	A	Nebraska	74 76
									85	H	Penn St.	73 64	197	H	Nebraska	93 73
									90	H	Wyoming	63 51	205	H	Illinois	71 47
													212	A	Wisconsin	81 57
													212	N	Wisconsin	70 63
													223	A	Rutgers	58 62
													232	H	Southern U.	70 55
													277	H	Davidson	70 34
													299	A	Rhode Island	85 48
LAST 12 Division I GAMES:																
212	N	Wisconsin	70 63	57	A	Iowa	83 87									
197	A	Nebraska	74 76	45	H	Indiana	69 60									
85	H	Penn St.	73 64	66	A	Minnesota	93 74									
39	A	Michigan	86 68	212	A	Wisconsin	81 57									
66	H	Minnesota	85 69	76	H	Purdue	66 76									
20	H	Maryland	72 89	62	A	Northwestern	65 76									

Non-Div I Games:

Michigan St.

## Middle Tenn.

Through Games Of March 2, 2017

Average RPI Win:	202	WON-LOST	WINNING	LAST 10	STRENGTH OF	OPP. STRENGTH	TEAM	ADJ.	CONF.	ADJ CONF.
Average RPI Loss:	47	RECORD	PCT. RANK	GAMES	SCHEDULE	OF SCHEDULE	RPI	RPI	RPI	RPI
DIV. I ONLY	19- 9	80	8- 2	90	89	77	77	14	14	
DIV. I NON-CONF.	5- 6	186	0- 0	31	4	97	97	15	15	
TOTALS	RPI 1-25	RPI 26-50	W-L RECORDS	RPI 51-100	RPI 101-150	RPI 150+				
19- 9	0- 2	1- 3	OVERALL	1- 3	3- 1	14- 0				
11- 5	0- 1	1- 2	HOME	1- 2	0- 0	9- 0				
8- 4	0- 1	0- 1	AWAY	0- 1	3- 1	5- 0				
0- 0	0- 0	0- 0	NEUTRAL	0- 0	0- 0	0- 0				
5- 6	0- 2	1- 1	NON-CONFERENCE	1- 3	0- 0	3- 0				
3- 4	0- 1	1- 1	HOME	1- 2	0- 0	1- 0				
2- 2	0- 1	0- 0	AWAY	0- 1	0- 0	2- 0				
0- 0	0- 0	0- 0	NEUTRAL	0- 0	0- 0	0- 0				
14- 3	0- 0	0- 2	CONFERENCE	0- 0	3- 1	11- 0				
8- 1	0- 0	0- 1	HOME	0- 0	0- 0	8- 0				
6- 2	0- 0	0- 1	AWAY	0- 0	3- 1	3- 0				
0- 0	0- 0	0- 0	NEUTRAL	0- 0	0- 0	0- 0				

RPI 1-25			RPI 26-50			RPI 51-100			Team's RPI: 77	RPI 101+		
RPI	S	Opponent	Score	RPI	S	Opponent	Score	RPI	S	Opponent	Score	
12	H	Louisville	72 91	31	H	Arizona St.	48 69	51	A	Virginia	51 63	112 A Charlotte 83 81
14	A	Kentucky	48 61	37	H	Central Mich.	79 69	54	H	Ohio	52 73	118 A Old Dominion 80 63
				42	A	Western Ky.	51 66	55	H	Georgia Tech	60 61	124 A Southern Miss. 61 81
				42	H	Western Ky.	75 82	64	H	Tulane	62 59	143 A Louisiana Tech 79 65
												154 A Missouri St. 71 52
												162 H Rice 71 61
												180 A UAB 64 61
												180 H UAB 87 56
												183 H North Texas 60 52
												196 H UTSA 77 63
												256 A Marshall 72 63
												256 H Marshall 94 69
												260 H Austin Peay 82 51
												280 A Tennessee Tech 73 62
												303 H UTEP 76 53
												305 A FIU 88 53
												305 H FIU 95 43
												337 H Fla. Atlantic 87 69
LAST 12 Division I GAMES:												
305	A	FIU	88 53	303	H	UTEP	76 53					
180	H	UAB	87 56	196	H	UTSA	77 63					
256	H	Marshall	94 69	143	A	Louisiana Tech	79 65					
42	H	Western Ky.	75 82	124	A	Southern Miss.	61 81					
112	A	Charlotte	83 81	337	H	Fla. Atlantic	87 69					
118	A	Old Dominion	80 63	305	H	FIU	95 43					

Non-Div I Games:

Middle Tenn.

■ Loss, 
 ■ Non-Conf, S Site, 
 ■ Home 
 ■ Away 
 N Neutral

## Milwaukee

Through Games Of March 2, 2017

Average RPI Win:	256	WON-LOST	WINNING	LAST 10	STRENGTH OF	OPP. STRENGTH	TEAM	ADJ.	CONF.	ADJ CONF.
Average RPI Loss:	122	RECORD	PCT. RANK	GAMES	SCHEDULE	OF SCHEDULE	RPI	RPI	RPI	RPI
DIV. I ONLY	19- 10	94	5- 4	304	196	155	155	19	19	
DIV. I NON-CONF.	8- 3	67	1- 0	334	164	169	169	21	21	
TOTALS	RPI 1-25	RPI 26-50	W-L RECORDS	RPI 51-100	RPI 101-150	RPI 150+				
19- 10	0- 0	1- 2	OVERALL	1- 2	0- 4	17- 2				
11- 3	0- 0	1- 0	HOME	1- 1	0- 2	9- 0				
7- 7	0- 0	0- 2	AWAY	0- 1	0- 2	7- 2				
1- 0	0- 0	0- 0	NEUTRAL	0- 0	0- 0	1- 0				
8- 3	0- 0	0- 1	NON-CONFERENCE	1- 2	0- 0	7- 0				
4- 1	0- 0	0- 0	HOME	1- 1	0- 0	3- 0				
3- 2	0- 0	0- 1	AWAY	0- 1	0- 0	3- 0				
1- 0	0- 0	0- 0	NEUTRAL	0- 0	0- 0	1- 0				
11- 7	0- 0	1- 1	CONFERENCE	0- 0	0- 4	10- 2				
7- 2	0- 0	1- 0	HOME	0- 0	0- 2	6- 0				
4- 5	0- 0	0- 1	AWAY	0- 0	0- 2	4- 2				
0- 0	0- 0	0- 0	NEUTRAL	0- 0	0- 0	0- 0				

RPI 1-25				RPI 26-50				RPI 51-100				RPI 101+				Team's RPI: 155	
RPI	S	Opponent	Score	RPI	S	Opponent	Score	RPI	S	Opponent	Score	RPI	S	Opponent	Score		
29	A	Green Bay	47 89	29	H	Green Bay	72 60	62	H	Northwestern	63 65	135	A	Wright St.	52 62		
29	H	Green Bay	72 60					69	H	Western Ill.	76 68	135	H	Wright St.	51 69		
36	A	Marquette	74 85					88	A	Northern Ill.	104 114	145	A	Oakland	63 77		
												145	H	Oakland	73 75		
												161	A	Detroit Mercy	63 77		
												161	H	Detroit Mercy	81 69		
												181	A	Cleveland St.	80 78		
												181	H	Cleveland St.	76 72		
												212	H	Wisconsin	80 63		
												269	A	Vermont	68 44		
												285	A	Northern Ky.	51 72		
												285	H	Northern Ky.	72 44		
												300	H	North Dakota St.	79 74		
												304	A	Valparaiso	85 74		
												304	H	Valparaiso	80 64		
												311	A	Youngstown St.	78 74		
												311	H	Youngstown St.	86 82		
												312	A	Illinois St.	68 60		
												321	A	Ill.-Chicago	88 65		
												321	H	Ill.-Chicago	83 55		
												322	A	Loyola Chicago	73 46		
												334	N	LIU Brooklyn	88 50		
												340	H	Chicago St.	71 49		
LAST 12 Division I GAMES:																	
29	H	Green Bay	72 60	311	H	Youngstown St.	86 82										
269	A	Vermont	68 44	145	A	Oakland	63 77										
135	A	Wright St.	52 62	161	A	Detroit Mercy	63 77										
285	A	Northern Ky.	51 72	311	A	Youngstown St.	78 74										
304	H	Valparaiso	80 64	181	A	Cleveland St.	80 78										
181	H	Cleveland St.	76 72	29	A	Green Bay	47 89										

Non-Div I Games:

Milwaukee

■ Loss, 
 ■ Non-Conf, S Site, 
 ■ Home 
 ■ Away 
 N Neutral



## Minnesota

Through Games Of March 2, 2017

Average RPI Win:	137	WON-LOST	WINNING	LAST 10	STRENGTH OF	OPP. STRENGTH	TEAM	ADJ.	CONF.	ADJ CONF.
Average RPI Loss:	46	RECORD	PCT. RANK	GAMES	SCHEDULE	OF SCHEDULE	RPI	RPI	RPI	RPI
DIV. I ONLY	15- 15	169	4- 6	8	66	66	66	6	6	
DIV. I NON-CONF.	9- 4	85	0- 0	10	33	29	29	6	6	
TOTALS	RPI 1-25	RPI 26-50	W-L RECORDS	RPI 51-100	RPI 101-150	RPI 150+				
15- 15	0- 6	1- 4	OVERALL	4- 4	3- 1	7- 0				
11- 5	0- 3	1- 1	HOME	3- 1	1- 0	6- 0				
3- 8	0- 3	0- 3	AWAY	0- 2	2- 0	1- 0				
1- 2	0- 0	0- 0	NEUTRAL	1- 1	0- 1	0- 0				
9- 4	0- 2	1- 0	NON-CONFERENCE	2- 1	3- 1	3- 0				
7- 1	0- 1	1- 0	HOME	2- 0	1- 0	3- 0				
2- 1	0- 1	0- 0	AWAY	0- 0	2- 0	0- 0				
0- 2	0- 0	0- 0	NEUTRAL	0- 1	0- 1	0- 0				
6- 11	0- 4	0- 4	CONFERENCE	2- 3	0- 0	4- 0				
4- 4	0- 2	0- 1	HOME	1- 1	0- 0	3- 0				
1- 7	0- 2	0- 3	AWAY	0- 2	0- 0	1- 0				
1- 0	0- 0	0- 0	NEUTRAL	1- 0	0- 0	0- 0				

RPI 1-25				RPI 26-50				RPI 51-100				RPI 101+			
RPI	S	Opponent	Score	RPI	S	Opponent	Score	RPI	S	Opponent	Score	RPI	S	Opponent	Score
3	A	South Carolina	58 98	27	H	Harvard	103 87	57	A	Iowa	65 80	105	H	Kent St.	92 62
11	H	Florida St.	61 75	39	A	Michigan	69 84	59	H	Belmont	75 74	116	N	North Carolina	77 91
20	A	Maryland	60 93	45	A	Indiana	62 78	62	H	Northwestern	71 61	141	A	VCU	79 69
20	H	Maryland	72 83	46	A	Michigan St.	69 85	63	H	Georgetown	68 60	142	A	New Mexico	69 65
24	A	Ohio St.	62 87	46	H	Michigan St.	74 93	76	H	Purdue	54 67	159	H	Army West Point	70 52
24	H	Ohio St.	76 88					84	N	Georgia	58 70	161	H	Detroit Mercy	111 91
								85	A	Penn St.	66 77	197	A	Nebraska	79 69
								85	N	Penn St.	70 64	205	H	Illinois	78 50
												211	H	Seton Hall	90 57
												212	H	Wisconsin	88 60
												223	H	Rutgers	80 46
LAST 12 Division I GAMES:															
85	N	Penn St.	70 64	85	A	Penn St.	66 77								
62	H	Northwestern	71 61	197	A	Nebraska	79 69								
20	A	Maryland	60 93	46	H	Michigan St.	74 93								
76	H	Purdue	54 67	24	H	Ohio St.	76 88								
46	A	Michigan St.	69 85	57	A	Iowa	65 80								
223	H	Rutgers	80 46	205	H	Illinois	78 50								

Non-Div I Games:

Minnesota

■ Loss, 
■ Non-Conf, S Site, 
■ Home 
■ Away 
N Neutral

## Mississippi St.

Through Games Of March 2, 2017

Average RPI Win:	98	WON-LOST	WINNING	LAST 10	STRENGTH OF	OPP. STRENGTH	TEAM	ADJ.	CONF.	ADJ CONF.
Average RPI Loss:	13	RECORD	PCT. RANK	GAMES	SCHEDULE	OF SCHEDULE	RPI	RPI	RPI	RPI
DIV. I ONLY	27- 3	4	7- 3	27	8	5	5	2	2	
DIV. I NON-CONF.	14- 0	1	0- 0	77	19	5	5	2	2	
TOTALS	RPI 1-25	RPI 26-50	W-L RECORDS	RPI 51-100	RPI 101-150	RPI 150+				
27- 3	5- 3	5- 0	OVERALL	6- 0	6- 0	5- 0				
10- 1	3- 1	1- 0	HOME	2- 0	2- 0	2- 0				
12- 2	2- 2	3- 0	AWAY	1- 0	4- 0	2- 0				
5- 0	0- 0	1- 0	NEUTRAL	3- 0	0- 0	1- 0				
14- 0	1- 0	3- 0	NON-CONFERENCE	4- 0	2- 0	4- 0				
3- 0	1- 0	0- 0	HOME	0- 0	0- 0	2- 0				
6- 0	0- 0	2- 0	AWAY	1- 0	2- 0	1- 0				
5- 0	0- 0	1- 0	NEUTRAL	3- 0	0- 0	1- 0				
13- 3	4- 3	2- 0	CONFERENCE	2- 0	4- 0	1- 0				
7- 1	2- 1	1- 0	HOME	2- 0	2- 0	0- 0				
6- 2	2- 2	1- 0	AWAY	0- 0	2- 0	1- 0				
0- 0	0- 0	0- 0	NEUTRAL	0- 0	0- 0	0- 0				

RPI 1-25				Team's RPI: 5		RPI 26-50				RPI 51-100				RPI 101+							
RPI	S	Opponent	Score			RPI	S	Opponent	Score			RPI	S	Opponent	Score		RPI	S	Opponent	Score	
3	A	South Carolina	61	64		32	H	LSU	74	48		56	N	Villanova	108	62	107	H	Vanderbilt	86	41
13	H	Texas	79	68		40	N	Oregon	75	63		64	N	Tulane	66	49	122	A	Ole Miss	66	44
14	A	Kentucky	75	78		44	A	Auburn	77	47		79	H	Florida	82	49	122	H	Ole Miss	73	62
19	H	Missouri	70	53		49	A	Iowa St.	85	81		84	H	Georgia	58	49	124	A	Southern Miss.	72	50
22	A	Tennessee	74	64		50	A	Little Rock	58	44		87	A	Southern California	76	72	126	A	Alabama	67	54
22	H	Tennessee	64	82								94	N	SMU	91	42	139	A	Maine	87	43
25	A	Texas A&M	72	67													169	A	Arkansas	59	51
25	H	Texas A&M	71	61													200	H	Alabama St.	90	47
																	208	N	San Jose St.	88	51
																	257	A	Hawaii	66	41
																	293	H	Northwestern St.	106	30
LAST 12 Division I GAMES:																					
						22	H	Tennessee	64	82		19	H	Missouri	70	53					
						14	A	Kentucky	75	78		44	A	Auburn	77	47					
						25	A	Texas A&M	72	67		25	H	Texas A&M	71	61					
						84	H	Georgia	58	49		3	A	South Carolina	61	64					
						122	A	Ole Miss	66	44		126	A	Alabama	67	54					
						107	H	Vanderbilt	86	41		122	H	Ole Miss	73	62					

Non-Div I Games:

Mississippi St.

■ Loss, 
■ Non-Conf, S Site, 
■ Home 
■ Away 
N Neutral

Average RPI Win:	296	WON-LOST	WINNING	LAST 10	STRENGTH OF	OPP. STRENGTH	TEAM	ADJ.	CONF.	ADJ CONF.
Average RPI Loss:	201	RECORD	PCT. RANK	GAMES	SCHEDULE	OF SCHEDULE	RPI	RPI	RPI	RPI
DIV. I ONLY	7- 19	295	2- 8	303	323	316	316	30	30	
DIV. I NON-CONF.	1- 8	314	0- 0	114	141	261	261	30	30	
TOTALS	RPI 1-25	RPI 26-50	W-L RECORDS	RPI 51-100	RPI 101-150	RPI 150+				
7- 19	0- 1	0- 0	OVERALL	0- 1	0- 3	7- 14				
3- 7	0- 0	0- 0	HOME	0- 1	0- 0	3- 6				
4- 12	0- 0	0- 0	AWAY	0- 0	0- 1	4- 2				
0- 0	0- 0	0- 0	NEUTRAL	0- 0	0- 0	0- 0				
1- 8	0- 1	0- 0	NON-CONFERENCE	0- 1	0- 3	1- 3				
0- 2	0- 0	0- 0	HOME	0- 1	0- 0	0- 1				
1- 6	0- 1	0- 0	AWAY	0- 0	0- 3	1- 2				
0- 0	0- 0	0- 0	NEUTRAL	0- 0	0- 0	0- 0				
6- 11	0- 0	0- 0	CONFERENCE	0- 0	0- 0	6- 11				
3- 5	0- 0	0- 0	HOME	0- 0	0- 0	3- 5				
3- 6	0- 0	0- 0	AWAY	0- 0	0- 0	3- 6				
0- 0	0- 0	0- 0	NEUTRAL	0- 0	0- 0	0- 0				

RPI 1-25				RPI 26-50				RPI 51-100				RPI 101+ Team's RPI: 316			
RPI	S	Opponent	Score	RPI	S	Opponent	Score	RPI	S	Opponent	Score	RPI	S	Opponent	Score
4	A	Baylor	36 101					100	H	Colorado	64 76	122	A	Ole Miss	30 67
												124	A	Southern Miss.	55 83
												126	A	Alabama	44 93
												180	A	UAB	46 80
												199	A	Texas Southern	54 60
												199	H	Texas Southern	75 74
												200	A	Alabama St.	57 71
												200	H	Alabama St.	73 79
												204	A	Grambling	67 88
												204	H	Grambling	51 82
												212	A	Wisconsin	61 103
												232	A	Southern U.	44 51
												232	H	Southern U.	51 62
												262	H	Murray St.	62 80
												271	A	Prairie View	65 96
												271	H	Prairie View	64 55
												273	A	Ark.-Pine Bluff	73 63
												293	A	Northwestern St.	68 64
												302	A	Alcorn	49 69
												302	H	Alcorn	60 68
												336	A	Jackson St.	62 57
												336	H	Jackson St.	60 63
												349	A	Alabama A&M	58 52
												349	H	Alabama A&M	60 58
LAST 12 Division I GAMES:															
204	H	Grambling	51 82	200	A	Alabama St.	57 71								
336	H	Jackson St.	60 63	349	A	Alabama A&M	58 52								
199	A	Texas Southern	54 60	204	A	Grambling	67 88								
271	A	Prairie View	65 96	336	A	Jackson St.	62 57								
232	H	Southern U.	51 62	199	H	Texas Southern	75 74								
302	H	Alcorn	60 68	271	H	Prairie View	64 55								

Non-Div I Games: Blue Mountain 66 40 Tougaloo 99 55

Mississippi Val.

Loss, Non-Conf, S Site, H Home A Away N Neutral

Average RPI Win: 119		WON-LOST	WINNING	LAST 10	STRENGTH OF	OPP. STRENGTH	TEAM	ADJ.	CONF.	ADJ CONF.
Average RPI Loss: 47		RECORD	PCT. RANK	GAMES	SCHEDULE	OF SCHEDULE	RPI	RPI	RPI	RPI
DIV. I ONLY		21- 9	69	8- 2	16	44	19	19	2	2
DIV. I NON-CONF.		10- 4	80	0- 0	34	122	39	39	2	2
TOTALS		RPI 1-25	RPI 26-50		W-L RECORDS		RPI 51-100	RPI 101-150	RPI 150+	
21- 9	4- 4	1- 1		OVERALL		3- 2	4- 2	9- 0		
15- 1	3- 0	1- 0		HOME		2- 0	2- 1	7- 0		
5- 7	0- 1	0- 0		AWAY		1- 0	2- 0	2- 0		
1- 1	1- 0	0- 0		NEUTRAL		0- 1	0- 0	0- 0		
10- 4	1- 1	0- 0		NON-CONFERENCE		1- 2	1- 1	7- 0		
8- 0	0- 0	0- 0		HOME		1- 0	1- 0	6- 0		
1- 3	0- 1	0- 0		AWAY		0- 1	0- 1	1- 0		
1- 1	1- 0	0- 0		NEUTRAL		0- 1	0- 0	0- 0		
11- 5	3- 3	1- 1		CONFERENCE		2- 0	3- 1	2- 0		
7- 1	3- 0	1- 0		HOME		1- 0	1- 1	1- 0		
4- 4	0- 3	0- 1		AWAY		1- 0	2- 0	1- 0		
0- 0	0- 0	0- 0		NEUTRAL		0- 0	0- 0	0- 0		

RPI	S	Opponent	Score	RPI	S	Opponent	Score	RPI	S	Opponent	Score	RPI	S	Opponent	Score
3	H	South Carolina	62 60	32	A	LSU	71 80	55	N	Georgia Tech	70 72	104	A	Saint Louis	61 72
5	A	Mississippi St.	53 70	44	H	Auburn	68 53	60	A	IUPUI	45 73	106	H	Abilene Christian	52 46
7	A	Washington	66 79					69	H	Western Ill.	71 68	107	A	Vanderbilt	74 68
14	A	Kentucky	62 64					79	A	Florida	74 67	122	H	Ole Miss	100 65
14	H	Kentucky	73 67					84	H	Georgia	63 45	126	A	Alabama	65 56
21	N	Creighton	72 63									126	H	Alabama	58 59
22	A	Tennessee	66 77									154	H	Missouri St.	73 49
25	H	Texas A&M	78 76									169	A	Arkansas	60 46
												169	H	Arkansas	67 56
												179	H	UC Riverside	68 62
												191	H	Wichita St.	64 57
												197	A	Nebraska	55 35
												198	H	SIUE	72 60
												218	H	Indiana St.	77 48
												226	H	UT Martin	80 69
LAST 12 Division I GAMES:															
126	A	Alabama	65 56	5	A	Mississippi St.	53 70	14	H	Kentucky	73 67				
122	H	Ole Miss	100 65	44	H	Auburn	68 53	169	A	Arkansas	60 46				
3	H	South Carolina	62 60	25	H	Texas A&M	78 76	22	A	Tennessee	66 77	107	A	Vanderbilt	74 68

Non-Div I Games:

Missouri

■ Loss, 
■ Non-Conf, S Site, 
■ Home 
■ Away 
N Neutral

Average RPI Win:	230	WON-LOST	WINNING	LAST 10	STRENGTH OF	OPP. STRENGTH	TEAM	ADJ.	CONF.	ADJ CONF.
Average RPI Loss:	97	RECORD	PCT. RANK	GAMES	SCHEDULE	OF SCHEDULE	RPI	RPI	RPI	RPI
DIV. I ONLY	15- 12	137	8- 2	198	107	154	154	16	16	
DIV. I NON-CONF.	3- 7	250	0- 0	125	9	203	203	14	14	
TOTALS	RPI 1-25	RPI 26-50	W-L RECORDS	RPI 51-100	RPI 101-150	RPI 150+				
15- 12	0- 1	0- 3	OVERALL	0- 4	0- 1	15- 3				
8- 5	0- 0	0- 2	HOME	0- 2	0- 0	8- 1				
7- 6	0- 1	0- 1	AWAY	0- 1	0- 1	7- 2				
0- 1	0- 0	0- 0	NEUTRAL	0- 1	0- 0	0- 0				
3- 7	0- 1	0- 1	NON-CONFERENCE	0- 3	0- 1	3- 1				
2- 2	0- 0	0- 1	HOME	0- 1	0- 0	2- 0				
1- 4	0- 1	0- 0	AWAY	0- 1	0- 1	1- 1				
0- 1	0- 0	0- 0	NEUTRAL	0- 1	0- 0	0- 0				
12- 5	0- 0	0- 2	CONFERENCE	0- 1	0- 0	12- 2				
6- 3	0- 0	0- 1	HOME	0- 1	0- 0	6- 1				
6- 2	0- 0	0- 1	AWAY	0- 0	0- 0	6- 1				
0- 0	0- 0	0- 0	NEUTRAL	0- 0	0- 0	0- 0				

RPI 1-25				RPI 26-50				RPI 51-100				RPI 101+ Team's RPI: 154			
RPI	S	Opponent	Score	RPI	S	Opponent	Score	RPI	S	Opponent	Score	RPI	S	Opponent	Score
19	A	Missouri	49 73	26	A	Drake	91 98	53	H	UNI	54 61	144	A	Memphis	60 69
				26	H	Drake	64 90	62	A	Northwestern	52 75	152	A	Oral Roberts	56 78
				50	H	Little Rock	47 58	77	H	Middle Tenn.	52 71	169	H	Arkansas	64 62
								87	N	Southern California	67 89	170	A	Southern Ill.	78 60
												170	H	Southern Ill.	73 59
												171	A	Kansas	87 64
												183	H	North Texas	63 54
												191	A	Wichita St.	65 60
												191	H	Wichita St.	73 62
												218	A	Indiana St.	49 46
												218	H	Indiana St.	73 63
												234	A	Bradley	56 62
												234	H	Bradley	73 75
												250	A	Evansville	77 41
												250	H	Evansville	68 43
												312	A	Illinois St.	77 44
												312	H	Illinois St.	65 60
												322	A	Loyola Chicago	60 32
												322	H	Loyola Chicago	61 52
LAST 12 Division I GAMES:															
				26	A	Drake	91 98	170	H	Southern Ill.	73 59				
				322	H	Loyola Chicago	61 52	191	A	Wichita St.	65 60				
				218	H	Indiana St.	73 63	218	A	Indiana St.	49 46				
				312	A	Illinois St.	77 44	322	A	Loyola Chicago	60 32				
				234	A	Bradley	56 62	234	H	Bradley	73 75				
				250	H	Evansville	68 43	312	H	Illinois St.	65 60				

Non-Div I Games: Alas. Anchorage 65 58

Missouri St.

Average RPI Win:	240	WON-LOST	WINNING	LAST 10	STRENGTH OF	OPP. STRENGTH	TEAM	ADJ.	CONF.	ADJ CONF.
Average RPI Loss:	183	RECORD	PCT. RANK	GAMES	SCHEDULE	OF SCHEDULE	RPI	RPI	RPI	RPI
DIV. I ONLY	15- 15	169	5- 5	299	240	217	217	18	18	
DIV. I NON-CONF.	5- 4	143	0- 0	314	324	214	214	17	17	
TOTALS	RPI 1-25	RPI 26-50	W-L RECORDS	RPI 51-100	RPI 101-150	RPI 150+				
15- 15	0- 0	1- 1	OVERALL	0- 0	1- 4	13- 10				
7- 6	0- 0	1- 0	HOME	0- 0	1- 2	5- 4				
7- 8	0- 0	0- 1	AWAY	0- 0	0- 0	7- 1				
1- 1	0- 0	0- 0	NEUTRAL	0- 0	0- 0	1- 1				
5- 4	0- 0	0- 0	NON-CONFERENCE	0- 0	0- 1	5- 3				
1- 2	0- 0	0- 0	HOME	0- 0	0- 1	1- 1				
4- 1	0- 0	0- 0	AWAY	0- 0	0- 0	4- 1				
0- 1	0- 0	0- 0	NEUTRAL	0- 0	0- 0	0- 1				
10- 11	0- 0	1- 1	CONFERENCE	0- 0	1- 3	8- 7				
6- 4	0- 0	1- 0	HOME	0- 0	1- 1	4- 3				
3- 7	0- 0	0- 1	AWAY	0- 0	0- 2	3- 4				
1- 0	0- 0	0- 0	NEUTRAL	0- 0	0- 0	1- 0				

RPI 1-25			RPI 26-50			RPI 51-100			RPI 101+ Team's RPI: 217		
RPI	S	Opponent	Score	RPI	S	Opponent	Score	RPI	S	Opponent	Score
				38	A	Quinnipiac	54 74	109	H	Clemson	47 60
				38	H	Quinnipiac	61 58	117	A	Rider	63 75
								117	H	Rider	69 71
								150	A	Iona	54 60
								150	H	Iona	75 65
								167	A	Fairfield	60 53
								167	H	Fairfield	68 71
								168	A	Siena	76 85
								168	H	Siena	86 91
								186	H	Providence	58 62
								188	N	Hartford	72 75
								193	A	Robert Morris	69 56
								194	A	Sacred Heart	65 54
								228	A	Marist	66 76
								228	H	Marist	79 69
								248	A	Canisius	54 74
								248	H	Canisius	55 53
								259	A	Niagara	45 66
								259	H	Niagara	68 62
								275	A	Manhattan	63 50
								275	H	Manhattan	61 75
								275	N	Manhattan	62 46
								289	A	Eastern Mich.	75 68
								295	A	Lehigh	73 62
								324	A	St. Francis Brooklyn	78 87
								326	A	Saint Peter's	58 42
LAST 12 Division I GAMES:											
				275	N	Manhattan	62 46	150	H	Iona	75 65
				259	H	Niagara	68 62	326	A	Saint Peter's	58 42
				275	A	Manhattan	63 50	38	A	Quinnipiac	54 74
				117	A	Rider	63 75	117	H	Rider	69 71
				228	A	Marist	66 76	168	H	Siena	86 91
				275	H	Manhattan	61 75	167	A	Fairfield	60 53

Non-Div I Games:

Monmouth

■ Loss, 
 ■ Non-Conf, 
 ■ S Site, 
 ■ H Home 
 ■ A Away 
 N Neutral

RPI	S	Opponent	Score
326	H	Saint Peter's	76 59
338	H	Fairleigh Dickinson	72 63

M  
o  
n  
m  
o  
u  
t  
h

M  
o  
n  
m  
o  
u  
t  
h

Monmouth

Montana

Through Games Of March 2, 2017

Average RPI Win:	289	WON-LOST	WINNING	LAST 10	STRENGTH OF	OPP. STRENGTH	TEAM	ADJ.	CONF.	ADJ CONF.
Average RPI Loss:	169	RECORD	PCT. RANK	GAMES	SCHEDULE	OF SCHEDULE	RPI	RPI	RPI	RPI
DIV. I ONLY	4- 22	328	3- 7	205	265	328	328	20	20	
DIV. I NON-CONF.	1- 8	314	0- 0	193	300	332	332	18	18	
TOTALS	RPI 1-25	RPI 26-50	W-L RECORDS	RPI 51-100	RPI 101-150	RPI 150+				
4- 22	0- 0	0- 2	OVERALL	0- 4	0- 6	4- 10				
4- 8	0- 0	0- 1	HOME	0- 2	0- 2	4- 3				
0- 12	0- 0	0- 0	AWAY	0- 2	0- 4	0- 6				
0- 2	0- 0	0- 1	NEUTRAL	0- 0	0- 0	0- 1				
1- 8	0- 0	0- 2	NON-CONFERENCE	0- 2	0- 0	1- 4				
1- 3	0- 0	0- 1	HOME	0- 1	0- 0	1- 1				
0- 3	0- 0	0- 0	AWAY	0- 1	0- 0	0- 2				
0- 2	0- 0	0- 1	NEUTRAL	0- 0	0- 0	0- 1				
3- 14	0- 0	0- 0	CONFERENCE	0- 2	0- 6	3- 6				
3- 5	0- 0	0- 0	HOME	0- 1	0- 2	3- 2				
0- 9	0- 0	0- 0	AWAY	0- 1	0- 4	0- 4				
0- 0	0- 0	0- 0	NEUTRAL	0- 0	0- 0	0- 0				

RPI S	Opponent	Score	RPI S	Opponent	Score	RPI S	Opponent	Score	RPI S	Opponent	Score	Team's RPI: 328
33	N South Dakota St.	43 84	80	A Montana St.	54 71	108	A North Dakota	63 73				
48	H Colorado St.	49 63	80	H Montana St.	69 75	124	A Northern Colo.	46 65				
			90	H Wyoming	42 67	138	A Eastern Wash.	57 64				
			91	A SFA	46 54	138	H Eastern Wash.	46 60				
						140	A Idaho	50 75				
						140	H Idaho	59 86				
						157	A Idaho St.	43 61				
						187	H Utah St.	47 65				
						216	A Seattle U	44 60				
						245	A Portland St.	45 68				
						245	H Portland St.	44 64				
						251	A Weber St.	58 74				
						251	H Weber St.	71 46				
						281	A Sacramento St.	69 99				
						281	H Sacramento St.	60 73				
						283	H Southern Utah	64 55				
						290	H Northern Ariz.	60 59				
						306	N Massachusetts	58 59				
						330	H Incarnate Word	61 56				
						346	A Cal St. Fullerton	56 72				
LAST 12 Division I GAMES:												
251	H Weber St.	71 46	80	H Montana St.	69 75							
80	A Montana St.	54 71	140	A Idaho	50 75							
245	A Portland St.	45 68	138	A Eastern Wash.	57 64							
281	A Sacramento St.	69 99	281	H Sacramento St.	60 73							
290	H Northern Ariz.	60 59	245	H Portland St.	44 64							
283	H Southern Utah	64 55	108	A North Dakota	63 73							

Non-Div I Games: Rocky Mountain 64 56 Great Falls 66 55

Montana

Loss, Non-Conf, S Site, H Home A Away N Neutral



Average RPI Win: 224		WON-LOST	WINNING	LAST 10	STRENGTH OF	OPP. STRENGTH	TEAM	ADJ.	CONF.	ADJ CONF.
Average RPI Loss: 145		RECORD	PCT. RANK	GAMES	SCHEDULE	OF SCHEDULE	RPI	RPI	RPI	RPI
DIV. I ONLY		19- 6	34	9- 1	270	210	80	80	20	20
DIV. I NON-CONF.		5- 3	122	0- 0	254	136	110	110	18	18
TOTALS		RPI 1-25	RPI 26-50	W-L RECORDS	RPI 51-100	RPI 101-150	RPI 150+			
19- 6	0- 0		0- 0	OVERALL	0- 2	5- 1	14- 3			
10- 0	0- 0		0- 0	HOME	0- 0	2- 0	8- 0			
8- 6	0- 0		0- 0	AWAY	0- 2	3- 1	5- 3			
1- 0	0- 0		0- 0	NEUTRAL	0- 0	0- 0	1- 0			
5- 3	0- 0		0- 0	NON-CONFERENCE	0- 2	0- 0	5- 1			
2- 0	0- 0		0- 0	HOME	0- 0	0- 0	2- 0			
2- 3	0- 0		0- 0	AWAY	0- 2	0- 0	2- 1			
1- 0	0- 0		0- 0	NEUTRAL	0- 0	0- 0	1- 0			
14- 3	0- 0		0- 0	CONFERENCE	0- 0	5- 1	9- 2			
8- 0	0- 0		0- 0	HOME	0- 0	2- 0	6- 0			
6- 3	0- 0		0- 0	AWAY	0- 0	3- 1	3- 2			
0- 0	0- 0		0- 0	NEUTRAL	0- 0	0- 0	0- 0			

[illegible]

Non-Div I Games:	Carroll (MT)	75	44	Great Falls	75	42
------------------	--------------	----	----	-------------	----	----

Montana St.

Loss, Non-Conf, S Site, H Home A Away N Neutral

Average RPI Win:	272	WON-LOST	WINNING	LAST 10	STRENGTH OF	OPP. STRENGTH	TEAM	ADJ.	CONF.	ADJ CONF.
Average RPI Loss:	168	RECORD	PCT. RANK	GAMES	SCHEDULE	OF SCHEDULE	RPI	RPI	RPI	RPI
DIV. I ONLY	19- 9	80	6- 4	341	241	185	185	26	26	
DIV. I NON-CONF.	8- 3	67	0- 0	346	172	202	202	26	26	
TOTALS	RPI 1-25	RPI 26-50	W-L RECORDS	RPI 51-100	RPI 101-150	RPI 150+				
19- 9	0- 1	0- 0	OVERALL	0- 3	0- 0	19- 5				
12- 2	0- 0	0- 0	HOME	0- 1	0- 0	12- 1				
7- 6	0- 1	0- 0	AWAY	0- 2	0- 0	7- 3				
0- 1	0- 0	0- 0	NEUTRAL	0- 0	0- 0	0- 1				
8- 3	0- 1	0- 0	NON-CONFERENCE	0- 1	0- 0	8- 1				
5- 1	0- 0	0- 0	HOME	0- 0	0- 0	5- 1				
3- 2	0- 1	0- 0	AWAY	0- 1	0- 0	3- 0				
0- 0	0- 0	0- 0	NEUTRAL	0- 0	0- 0	0- 0				
11- 6	0- 0	0- 0	CONFERENCE	0- 2	0- 0	11- 4				
7- 1	0- 0	0- 0	HOME	0- 1	0- 0	7- 0				
4- 4	0- 0	0- 0	AWAY	0- 1	0- 0	4- 3				
0- 1	0- 0	0- 0	NEUTRAL	0- 0	0- 0	0- 1				

RPI 1-25				RPI 26-50				RPI 51-100				RPI 101+ Team's RPI: 185			
RPI	S	Opponent	Score	RPI	S	Opponent	Score	RPI	S	Opponent	Score	RPI	S	Opponent	Score
14	A	Kentucky	47 74					59	A	Belmont	76 96	198	H	SIUE	69 66
								59	H	Belmont	59 91	226	A	UT Martin	89 68
								65	A	West Virginia	53 94	239	H	Miami (OH)	77 43
												247	A	Jacksonville St.	68 69
												247	H	Jacksonville St.	85 82
												248	H	Canisius	77 68
												249	A	Tennessee St.	66 69
												249	H	Tennessee St.	87 74
												254	H	Georgia St.	50 68
												260	A	Austin Peay	81 71
												262	H	Murray St.	73 59
												266	A	Southeast Mo. St.	82 72
												278	A	Kennesaw St.	71 50
												280	A	Tennessee Tech	81 52
												280	H	Tennessee Tech	79 65
												282	A	Eastern Ky.	58 65
												282	H	Eastern Ky.	80 54
												282 N		Eastern Ky.	67 73
												289	H	Eastern Mich.	78 73
												296	H	Eastern Ill.	66 62
												297	A	North Florida	84 65
												298	H	Lipscomb	73 53
												331	A	Florida A&M	53 48
												340	H	Chicago St.	63 55
LAST 12 Division I GAMES:															
				282 N		Eastern Ky.	67 73	266	A	Southeast Mo. St.	82 72				
				247	H	Jacksonville St.	85 82	262	H	Murray St.	73 59				
				280	A	Tennessee Tech	81 52	247	A	Jacksonville St.	68 69				
				59	A	Belmont	76 96	280	H	Tennessee Tech	79 65				
				249	H	Tennessee St.	87 74	282	H	Eastern Ky.	80 54				
				282	A	Eastern Ky.	58 65	59	H	Belmont	59 91				

Non-Div I Games: Ky. Christian 100 52 Alice Lloyd 92 42

Morehead St.

■ Loss, 
 ■ Non-Conf, S Site, 
 ■ Home 
 ■ Away 
 N Neutral

Average RPI Win: 287		WON-LOST	WINNING	LAST 10	STRENGTH OF	OPP. STRENGTH	TEAM	ADJ.	CONF.	ADJ CONF.
Average RPI Loss: 243		RECORD	PCT. RANK	GAMES	SCHEDULE	OF SCHEDULE	RPI	RPI	RPI	RPI
DIV. I ONLY		8- 20	284	7- 3	337	345	327	327	32	32
DIV. I NON-CONF.		1- 11	330	0- 0	192	339	320	320	31	31
TOTALS	RPI 1-25		RPI 26-50		W-L RECORDS		RPI 51-100		RPI 101-150	RPI 150+
8- 20	0- 0		0- 1		OVERALL	0- 0		0- 1		8- 18
4- 6	0- 0		0- 0		HOME	0- 0		0- 0		4- 6
4- 11	0- 0		0- 1		AWAY	0- 0		0- 1		4- 9
0- 3	0- 0		0- 0		NEUTRAL	0- 0		0- 0		0- 3
1- 11	0- 0		0- 1		NON-CONFERENCE	0- 0		0- 1		1- 9
0- 2	0- 0		0- 0		HOME	0- 0		0- 0		0- 2
1- 6	0- 0		0- 1		AWAY	0- 0		0- 1		1- 4
0- 3	0- 0		0- 0		NEUTRAL	0- 0		0- 0		0- 3
7- 9	0- 0		0- 0		CONFERENCE	0- 0		0- 0		7- 9
4- 4	0- 0		0- 0		HOME	0- 0		0- 0		4- 4
3- 5	0- 0		0- 0		AWAY	0- 0		0- 0		3- 5
0- 0	0- 0		0- 0		NEUTRAL	0- 0		0- 0		0- 0

[illegible]

Non-Div I Games: Washington Adventis79 28

Morgan St.

Loss, Non-Conf, S Site, H Home A Away N Neutral

RPI	S	Opponent	Score
348	A	South Carolina St.	46 50

Morgan St.

M  
o  
r  
g  
a  
n  
S  
t  
.

M  
o  
r  
g  
a  
n  
S  
t  
.

## Mt. St. Mary's

Through Games Of March 2, 2017

Average RPI Win:	303	WON-LOST	WINNING	LAST 10	STRENGTH OF	OPP. STRENGTH	TEAM	ADJ.	CONF.	ADJ CONF.
Average RPI Loss:	214	RECORD	PCT. RANK	GAMES	SCHEDULE	OF SCHEDULE	RPI	RPI	RPI	RPI
DIV. I ONLY	12- 17	219	7- 3	315	343	291	291	31	31	
DIV. I NON-CONF.	2- 9	293	0- 0	201	305	318	318	32	32	
TOTALS	RPI 1-25	RPI 26-50	W-L RECORDS	RPI 51-100	RPI 101-150	RPI 150+				
12- 17	0- 1	0- 0	OVERALL	0- 1	0- 1	12- 14				
8- 6	0- 0	0- 0	HOME	0- 0	0- 0	8- 6				
4- 11	0- 1	0- 0	AWAY	0- 1	0- 1	4- 8				
0- 0	0- 0	0- 0	NEUTRAL	0- 0	0- 0	0- 0				
2- 9	0- 1	0- 0	NON-CONFERENCE	0- 1	0- 1	2- 6				
2- 3	0- 0	0- 0	HOME	0- 0	0- 0	2- 3				
0- 6	0- 1	0- 0	AWAY	0- 1	0- 1	0- 3				
0- 0	0- 0	0- 0	NEUTRAL	0- 0	0- 0	0- 0				
10- 8	0- 0	0- 0	CONFERENCE	0- 0	0- 0	10- 8				
6- 3	0- 0	0- 0	HOME	0- 0	0- 0	6- 3				
4- 5	0- 0	0- 0	AWAY	0- 0	0- 0	4- 5				
0- 0	0- 0	0- 0	NEUTRAL	0- 0	0- 0	0- 0				

RPI 1-25				RPI 26-50				RPI 51-100				RPI 101+ Team's RPI: 291			
RPI	S	Opponent	Score	RPI	S	Opponent	Score	RPI	S	Opponent	Score	RPI	S	Opponent	Score
20	A	Maryland	42 106					65	A	West Virginia	45 77	130	A	William & Mary	46 68
												156	A	Pittsburgh	54 89
												167	H	Fairfield	57 70
												193	A	Robert Morris	58 70
												193	H	Robert Morris	44 50
												194	A	Sacred Heart	45 49
												194	H	Sacred Heart	61 59
												219	A	Howard	62 95
												230	A	Saint Francis (PA)	66 58
												230	H	Saint Francis (PA)	88 97
												261	H	UMES	52 63
												264	A	Bryant	62 78
												264	H	Bryant	61 53
												270	A	Loyola Maryland	53 58
												284	H	Coppin St.	54 48
												295	H	Lehigh	57 74
												317	A	Central Conn. St.	58 68
												317	H	Central Conn. St.	81 66
												324	A	St. Francis Brooklyn	62 44
												324	H	St. Francis Brooklyn	55 71
												327	H	Morgan St.	65 50
												334	A	LIU Brooklyn	60 63
												334	H	LIU Brooklyn	56 43
												338	A	Fairleigh Dickinson	75 71
												338	H	Fairleigh Dickinson	61 50
												343	A	Wagner	70 59
LAST 12 Division I GAMES:															
324	H	St. Francis Brooklyn	55 71	264	H	Bryant	61 53								
334	H	LIU Brooklyn	56 43	317	H	Central Conn. St.	81 66								
343	A	Wagner	70 59	194	H	Sacred Heart	61 59								
338	A	Fairleigh Dickinson	75 71	193	H	Robert Morris	44 50								
193	A	Robert Morris	58 70	194	A	Sacred Heart	45 49								
230	A	Saint Francis (PA)	66 58	324	A	St. Francis Brooklyn	62 44								

Non-Div I Games:

Mt. St. Mary's

■ Loss, 
 ■ Non-Conf, 
 ■ S Site, 
 ■ H Home 
 ■ A Away 
 N Neutral

M  
t  
.  
S  
t  
.  
M  
a  
r  
y  
'  
s

Mt. St. Mary's  
RPI S Opponent Score

Through Games Of March 2, 2017

RPI	S	Opponent	Score
343	H	Wagner	66 47

M  
t  
.  
S  
t  
.  
M  
a  
r  
y  
'  
s

Mt. St. Mary's

Average RPI Win:	277	WON-LOST	WINNING	LAST 10	STRENGTH OF	OPP. STRENGTH	TEAM	ADJ.	CONF.	ADJ CONF.
Average RPI Loss:	196	RECORD	PCT. RANK	GAMES	SCHEDULE	OF SCHEDULE	RPI	RPI	RPI	RPI
DIV. I ONLY	13- 14	187	3- 7	325	293	262	262	26	26	
DIV. I NON-CONF.	6- 5	148	0- 0	330	320	237	237	26	26	
TOTALS	RPI 1-25	RPI 26-50	W-L RECORDS	RPI 51-100	RPI 101-150	RPI 150+				
13- 14	0- 0	0- 0	OVERALL	0- 2	0- 1	13- 11				
7- 5	0- 0	0- 0	HOME	0- 1	0- 0	7- 4				
5- 8	0- 0	0- 0	AWAY	0- 1	0- 0	5- 7				
1- 1	0- 0	0- 0	NEUTRAL	0- 0	0- 1	1- 0				
6- 5	0- 0	0- 0	NON-CONFERENCE	0- 1	0- 1	6- 3				
3- 1	0- 0	0- 0	HOME	0- 0	0- 0	3- 1				
2- 3	0- 0	0- 0	AWAY	0- 1	0- 0	2- 2				
1- 1	0- 0	0- 0	NEUTRAL	0- 0	0- 1	1- 0				
7- 9	0- 0	0- 0	CONFERENCE	0- 1	0- 0	7- 8				
4- 4	0- 0	0- 0	HOME	0- 1	0- 0	4- 3				
3- 5	0- 0	0- 0	AWAY	0- 0	0- 0	3- 5				
0- 0	0- 0	0- 0	NEUTRAL	0- 0	0- 0	0- 0				

RPI S	Opponent	Score	RPI S	Opponent	Score	RPI S	Opponent	Score	RPI S	Opponent	Score	Team's RPI: 262
						54	A Ohio	70 79	106	N Abilene Christian	57 81	
						59	H Belmont	69 87	170	A Southern Ill.	63 70	
									185	A Morehead St.	59 73	
									198	A SIUE	84 77	
									198	H SIUE	76 85	
									201	H UNCG	81 70	
									203	A ETSU	60 79	
									226	A UT Martin	82 83	
									226	H UT Martin	70 90	
									247	A Jacksonville St.	71 64	
									249	H Tennessee St.	80 72	
									250	H Evansville	77 82	
									260	A Austin Peay	63 75	
									260	H Austin Peay	67 62	
									266	A Southeast Mo. St.	70 79	
									266	H Southeast Mo. St.	67 80	
									280	A Tennessee Tech	54 72	
									282	H Eastern Ky.	70 64	
									285	A Northern Ky.	72 69	
									296	A Eastern Ill.	66 57	
									296	H Eastern Ill.	92 74	
									298	H Lipscomb	79 59	
									316	A Mississippi Val.	80 62	
									330	N Incarnate Word	72 68	
									349	H Alabama A&M	81 49	
LAST 12 Division I GAMES:												
226	A	UT Martin	82	83	59	H	Belmont	69	87			
266	H	Southeast Mo. St.	67	80	185	A	Morehead St.	59	73			
198	H	SIUE	76	85	226	H	UT Martin	70	90			
296	A	Eastern Ill.	66	57	266	A	Southeast Mo. St.	70	79			
260	H	Austin Peay	67	62	260	A	Austin Peay	63	75			
282	H	Eastern Ky.	70	64	198	A	SIUE	84	77			

Non-Div I Games: Eureka 101 59 MacMurray 93 37

Murray St.

Loss, Non-Conf, S Site, H Home A Away N Neutral

Average RPI Win:	283	WON-LOST	WINNING	LAST 10	STRENGTH OF	OPP. STRENGTH	TEAM	ADJ.	CONF.	ADJ CONF.
Average RPI Loss:	180	RECORD	PCT. RANK	GAMES	SCHEDULE	OF SCHEDULE	RPI	RPI	RPI	RPI
DIV. I ONLY	10- 17	249	5- 5	291	316	292	292	32	32	
DIV. I NON-CONF.	2- 9	293	0- 0	71	80	255	255	31	31	
TOTALS	RPI 1-25	RPI 26-50	W-L RECORDS	RPI 51-100	RPI 101-150	RPI 150+				
10- 17	0- 1	0- 1	OVERALL	1- 2	0- 2	9- 11				
7- 5	0- 1	0- 1	HOME	1- 0	0- 0	6- 3				
3- 8	0- 0	0- 0	AWAY	0- 0	0- 1	3- 7				
0- 4	0- 0	0- 0	NEUTRAL	0- 2	0- 1	0- 1				
2- 9	0- 1	0- 1	NON-CONFERENCE	1- 2	0- 2	1- 3				
2- 2	0- 1	0- 1	HOME	1- 0	0- 0	1- 0				
0- 3	0- 0	0- 0	AWAY	0- 0	0- 1	0- 2				
0- 4	0- 0	0- 0	NEUTRAL	0- 2	0- 1	0- 1				
8- 8	0- 0	0- 0	CONFERENCE	0- 0	0- 0	8- 8				
5- 3	0- 0	0- 0	HOME	0- 0	0- 0	5- 3				
3- 5	0- 0	0- 0	AWAY	0- 0	0- 0	3- 5				
0- 0	0- 0	0- 0	NEUTRAL	0- 0	0- 0	0- 0				

RPI 1-25				RPI 26-50				RPI 51-100				RPI 101+ Team's RPI: 292			
RPI	S	Opponent	Score	RPI	S	Opponent	Score	RPI	S	Opponent	Score	RPI	S	Opponent	Score
10	H	UCLA	42 83	44	H	Auburn	36 68	54	H	Ohio	63 57	103	A	FGCU	41 67
								65	N	West Virginia	64 80	114	N	Ball St.	57 76
								79	N	Florida	38 67	172	A	Hampton	57 64
												175	H	Bethune-Cookman	60 65
												214	A	Appalachian St.	58 71
												219	A	Howard	61 69
												219	H	Howard	63 55
												222	A	Ga. Southern	50 65
												226	H	UT Martin	74 59
												228	N	Marist	64 69
												261	A	UMES	50 58
												261	H	UMES	57 60
												272	A	Norfolk St.	53 69
												284	A	Coppin St.	57 65
												301	H	Savannah St.	89 54
												327	A	Morgan St.	67 62
												331	H	Florida A&M	65 57
												332	A	N.C. Central	62 38
												332	H	N.C. Central	54 58
												347	A	Delaware St.	68 60
												347	H	Delaware St.	83 44
												348	H	South Carolina St.	66 54
LAST 12 Division I GAMES:															
332	H	N.C. Central	54 58	331	H	Florida A&M	65 57								
175	H	Bethune-Cookman	60 65	347	A	Delaware St.	68 60								
301	H	Savannah St.	89 54	272	A	Norfolk St.	53 69								
261	A	UMES	50 58	332	A	N.C. Central	62 38								
219	A	Howard	61 69	219	H	Howard	63 55								
348	H	South Carolina St.	66 54	327	A	Morgan St.	67 62								

Non-Div I Games: Francis Marion 72 65 Slippery Rock 70 59

N.C. A&amp;T

Loss, Non-Conf, S Site, H Home A Away N Neutral



# N.C. Central

Through Games Of March 2, 2017

Average RPI Win:	309	WON-LOST	WINNING	LAST 10	STRENGTH OF	OPP. STRENGTH	TEAM	ADJ.	CONF.	ADJ CONF.
Average RPI Loss:	221	RECORD	PCT. RANK	GAMES	SCHEDULE	OF SCHEDULE	RPI	RPI	RPI	RPI
DIV. I ONLY	7- 19	295	5- 5	323	341	332	332	32	32	
DIV. I NON-CONF.	0- 10	335	0- 0	195	282	342	342	31	31	
TOTALS	RPI 1-25	RPI 26-50	W-L RECORDS	RPI 51-100	RPI 101-150	RPI 150+				
7- 19	0- 0	0- 1	OVERALL	0- 1	0- 1	7- 16				
5- 7	0- 0	0- 0	HOME	0- 0	0- 0	5- 7				
2- 12	0- 0	0- 1	AWAY	0- 1	0- 1	2- 9				
0- 0	0- 0	0- 0	NEUTRAL	0- 0	0- 0	0- 0				
0- 10	0- 0	0- 1	NON-CONFERENCE	0- 1	0- 1	0- 7				
0- 4	0- 0	0- 0	HOME	0- 0	0- 0	0- 4				
0- 6	0- 0	0- 1	AWAY	0- 1	0- 1	0- 3				
0- 0	0- 0	0- 0	NEUTRAL	0- 0	0- 0	0- 0				
7- 9	0- 0	0- 0	CONFERENCE	0- 0	0- 0	7- 9				
5- 3	0- 0	0- 0	HOME	0- 0	0- 0	5- 3				
2- 6	0- 0	0- 0	AWAY	0- 0	0- 0	2- 6				
0- 0	0- 0	0- 0	NEUTRAL	0- 0	0- 0	0- 0				

RPI 1-25	RPI 26-50	RPI 51-100	RPI 101+	Team's RPI: 332
RPI S Opponent Score	RPI S Opponent Score	RPI S Opponent Score	RPI S Opponent Score	
	35 A North Carolina St. 33 83	76 A Purdue 27 61	118 A Old Dominion 52 83	
			172 A Hampton 36 60	
			175 H Bethune-Cookman 52 62	
			182 A Campbell 30 61	
			201 H UNCG 51 64	
			219 A Howard 48 62	
			219 H Howard 50 73	
			233 H Presbyterian 63 72	
			236 H Wofford 54 64	
			252 A Furman 40 60	
			255 A Coastal Caro. 50 66	
			261 A UMES 51 73	
			261 H UMES 68 59	
			272 A Norfolk St. 40 71	
			284 A Coppin St. 58 46	
			292 A N.C. A&T 58 54	
			292 H N.C. A&T 38 62	
			301 H Savannah St. 58 51	
			319 H USC Upstate 58 68	
			327 A Morgan St. 42 44	
			331 H Florida A&M 52 49	
			347 A Delaware St. 51 55	
			347 H Delaware St. 68 63	
			348 H South Carolina St. 52 41	
LAST 12 Division I GAMES:				
292 A N.C. A&T 58 54	348 H South Carolina St. 52 41			
301 H Savannah St. 58 51	284 A Coppin St. 58 46			
175 H Bethune-Cookman 52 62	327 A Morgan St. 42 44			
219 A Howard 48 62	347 A Delaware St. 51 55			
261 A UMES 51 73	292 H N.C. A&T 38 62			
331 H Florida A&M 52 49	219 H Howard 50 73			

Non-Div I Games: Johnson & Wales (NC75 38 Pfeiffer 47 50

N.C. Central

Loss, Non-Conf, S Site, H Home A Away N Neutral

Average RPI Win:	311	WON-LOST	WINNING	LAST 10	STRENGTH OF	OPP. STRENGTH	TEAM	ADJ.	CONF.	ADJ CONF.
Average RPI Loss:	181	RECORD	PCT. RANK	GAMES	SCHEDULE	OF SCHEDULE	RPI	RPI	RPI	RPI
DIV. I ONLY	9- 18	259	3- 7	321	287	314	314	25	25	
DIV. I NON-CONF.	5- 8	218	0- 0	336	337	307	307	24	24	
TOTALS	RPI 1-25	RPI 26-50	W-L RECORDS	RPI 51-100	RPI 101-150	RPI 150+				
9- 18	0- 0	0- 1	OVERALL	0- 5	0- 3	9- 9				
5- 7	0- 0	0- 0	HOME	0- 2	0- 1	5- 4				
3- 11	0- 0	0- 1	AWAY	0- 3	0- 2	3- 5				
1- 0	0- 0	0- 0	NEUTRAL	0- 0	0- 0	1- 0				
5- 8	0- 0	0- 1	NON-CONFERENCE	0- 1	0- 1	5- 5				
2- 3	0- 0	0- 0	HOME	0- 0	0- 0	2- 3				
2- 5	0- 0	0- 1	AWAY	0- 1	0- 1	2- 2				
1- 0	0- 0	0- 0	NEUTRAL	0- 0	0- 0	1- 0				
4- 10	0- 0	0- 0	CONFERENCE	0- 4	0- 2	4- 4				
3- 4	0- 0	0- 0	HOME	0- 2	0- 1	3- 1				
1- 6	0- 0	0- 0	AWAY	0- 2	0- 1	1- 3				
0- 0	0- 0	0- 0	NEUTRAL	0- 0	0- 0	0- 0				

RPI S	Opponent	Score	RPI S	Opponent	Score	RPI S	Opponent	Score	RPI S	Opponent	Score	Team's RPI: 314
27	A Harvard	38 59	72	A Bucknell	36 67	103	A FGCU	53 73				
			93	A Jacksonville	59 75	103	H FGCU	46 77				
			93	H Jacksonville	56 75	110	A Saint Joseph's	36 75				
			97	A Stetson	43 77	174	H Columbia	51 65				
			97	H Stetson	37 60	210	H Binghamton	44 68				
						219	H Howard	70 55				
						269	A Vermont	42 64				
						278	A Kennesaw St.	64 75				
						278	H Kennesaw St.	56 66				
						295	A Lehigh	52 84				
						297	A North Florida	51 61				
						297	H North Florida	64 62				
						298	A Lipscomb	76 53				
						298	H Lipscomb	76 68				
						319	A USC Upstate	58 75				
						319	H USC Upstate	70 66				
						334	N LIU Brooklyn	50 48				
						338	H Fairleigh Dickinson	61 66				
						340	A Chicago St.	57 42				
						343	H Wagner	68 45				
						347	A Delaware St.	57 43				
LAST 12 Division I GAMES:												
319	H USC Upstate	70 66	298	A Lipscomb	76 53							
103	H FGCU	46 77	278	A Kennesaw St.	64 75							
97	H Stetson	37 60	298	H Lipscomb	76 68							
297	A North Florida	51 61	97	A Stetson	43 77							
93	A Jacksonville	59 75	103	A FGCU	53 73							
278	H Kennesaw St.	56 66	93	H Jacksonville	56 75							

Non-Div I Games: St. Joseph's (Brkln87 53 Rutgers-Newark 83 52

NJIT

Loss, Non-Conf, S Site, H Home A Away N Neutral

Average RPI Win: <b>248</b>	WON-LOST	WINNING	LAST 10	STRENGTH OF	OPP. STRENGTH	TEAM	ADJ.	CONF.	ADJ CONF.
Average RPI Loss: <b>135</b>	RECORD	PCT. RANK	GAMES	SCHEDULE	OF SCHEDULE	RPI	RPI	RPI	RPI
DIV. I ONLY	20- 8	62	7- 3	284	228	131	131	23	23
DIV. I NON-CONF.	6- 4	127	0- 0	270	109	154	154	25	25
TOTALS	RPI 1-25	RPI 26-50	W-L RECORDS	RPI 51-100	RPI 101-150	RPI 150+			
20- 8	0- 1	0- 0	OVERALL	0- 3	1- 0	19- 4			
11- 2	0- 0	0- 0	HOME	0- 1	1- 0	10- 1			
9- 5	0- 1	0- 0	AWAY	0- 2	0- 0	9- 2			
0- 1	0- 0	0- 0	NEUTRAL	0- 0	0- 0	0- 1			
6- 4	0- 1	0- 0	NON-CONFERENCE	0- 1	1- 0	5- 2			
4- 0	0- 0	0- 0	HOME	0- 0	1- 0	3- 0			
2- 3	0- 1	0- 0	AWAY	0- 1	0- 0	2- 1			
0- 1	0- 0	0- 0	NEUTRAL	0- 0	0- 0	0- 1			
14- 4	0- 0	0- 0	CONFERENCE	0- 2	0- 0	14- 2			
7- 2	0- 0	0- 0	HOME	0- 1	0- 0	7- 1			
7- 2	0- 0	0- 0	AWAY	0- 1	0- 0	7- 1			
0- 0	0- 0	0- 0	NEUTRAL	0- 0	0- 0	0- 0			

RPI 1-25				RPI 26-50				RPI 51-100				RPI 101+ Team's RPI: 131			
RPI	S	Opponent	Score	RPI	S	Opponent	Score	RPI	S	Opponent	Score	RPI	S	Opponent	Score
22	A	Tennessee	55 <b>85</b>					72	A	Bucknell	64 <b>67</b>	150	H	Iona	73 68
								72	H	Bucknell	54 <b>63</b>	159	A	Army West Point	63 58
								82	A	Wake Forest	65 <b>75</b>	159	H	Army West Point	67 62
												169	N	Arkansas	67 <b>70</b>
												181	H	Cleveland St.	88 63
												189	H	Hofstra	78 69
												192	A	American	48 <b>50</b>
												192	H	American	60 44
												195	A	George Mason	64 <b>68</b>
												220	A	Boston U.	62 59
												220	H	Boston U.	55 41
												246	H	Liberty	67 66
												270	A	Loyola Maryland	55 43
												270	H	Loyola Maryland	77 51
												274	A	Colgate	80 67
												274	H	Colgate	61 <b>69</b>
												286	A	Nevada	79 62
												295	A	Lehigh	66 64
												295	H	Lehigh	79 44
												307	A	Holy Cross	73 71
												307	H	Holy Cross	57 56
												309	A	Lafayette	68 65
												309	H	Lafayette	76 41
												323	A	Air Force	64 46
LAST 12 Division I GAMES:															
192	H	American	60 44	270	A	Loyola Maryland	55 43								
72	H	Bucknell	54 <b>63</b>	274	H	Colgate	61 <b>69</b>								
192	A	American	48 <b>50</b>	220	H	Boston U.	55 41								
159	H	Army West Point	67 62	307	A	Holy Cross	73 71								
295	H	Lehigh	79 44	159	A	Army West Point	63 58								
309	A	Lafayette	68 65	295	A	Lehigh	66 64								

Non-Div I Games: Goucher 93 40

Navy

■ Loss, 
 ■ Non-Conf, 
 ■ S Site, 
 ■ Home 
 ■ Away 
 N Neutral

## Nebraska

Through Games Of March 2, 2017

Average RPI Win:	136	WON-LOST	WINNING	LAST 10	STRENGTH OF	OPP. STRENGTH	TEAM	ADJ.	CONF.	ADJ CONF.
Average RPI Loss:	69	RECORD	PCT. RANK	GAMES	SCHEDULE	OF SCHEDULE	RPI	RPI	RPI	RPI
DIV. I ONLY	7- 22	309	2- 8	20	43	197	197	6	6	
DIV. I NON-CONF.	4- 8	230	0- 0	15	7	156	156	6	6	
TOTALS	RPI 1-25	RPI 26-50	W-L RECORDS	RPI 51-100	RPI 101-150	RPI 150+				
7- 22	0- 6	3- 4	OVERALL	0- 9	0- 0	4- 3				
7- 9	0- 4	3- 2	HOME	0- 3	0- 0	4- 0				
0- 10	0- 2	0- 2	AWAY	0- 4	0- 0	0- 2				
0- 3	0- 0	0- 0	NEUTRAL	0- 2	0- 0	0- 1				
4- 8	0- 3	1- 1	NON-CONFERENCE	0- 4	0- 0	3- 0				
4- 4	0- 2	1- 1	HOME	0- 1	0- 0	3- 0				
0- 2	0- 1	0- 0	AWAY	0- 1	0- 0	0- 0				
0- 2	0- 0	0- 0	NEUTRAL	0- 2	0- 0	0- 0				
3- 14	0- 3	2- 3	CONFERENCE	0- 5	0- 0	1- 3				
3- 5	0- 2	2- 1	HOME	0- 2	0- 0	1- 0				
0- 8	0- 1	0- 2	AWAY	0- 3	0- 0	0- 2				
0- 1	0- 0	0- 0	NEUTRAL	0- 0	0- 0	0- 1				

RPI S	Opponent	Score	RPI S	Opponent	Score	RPI S	Opponent	Score	RPI S	Opponent	Score	Team's RPI: 197
1	H UConn	41 84	26	H Drake	70 84	51	N Virginia	51 73	158	H Omaha	66 58	
19	H Missouri	35 55	39	A Michigan	60 88	52	H California	65 86	205	A Illinois	59 79	
20	H Maryland	49 93	39	H Michigan	51 84	57	A Iowa	72 75	205	N Illinois	70 79	
21	A Creighton	64 80	45	H Indiana	67 64	62	H Northwestern	58 62	208	H San Jose St.	83 61	
24	A Ohio St.	75 95	46	A Michigan St.	73 93	66	H Minnesota	69 79	212	A Wisconsin	56 82	
24	H Ohio St.	69 87	46	H Michigan St.	76 74	76	A Purdue	45 88	223	H Rutgers	62 58	
			48	H Colorado St.	62 59	85	A Penn St.	69 86	224	H UTRGV	71 53	
						95	N Washington St.	65 79				
						98	A Virginia Tech	67 76				
LAST 12 Division I GAMES:												
205	N Illinois	70 79	66	H Minnesota	69 79							
46	H Michigan St.	76 74	24	A Ohio St.	75 95							
39	A Michigan	60 88	76	A Purdue	45 88							
45	H Indiana	67 64	39	H Michigan	51 84							
24	H Ohio St.	69 87	85	A Penn St.	69 86							
212	A Wisconsin	56 82	205	A Illinois	59 79							

Non-Div I Games:

Nebraska

■ Loss, 
■ Non-Conf, S Site, 
■ Home 
■ Away 
N Neutral

## Nevada

Through Games Of March 2, 2017

Average RPI Win: <b>245</b>	WON-LOST	WINNING	LAST 10	STRENGTH OF	OPP. STRENGTH	TEAM	ADJ.	CONF.	ADJ CONF.
Average RPI Loss: <b>158</b>	RECORD	PCT. RANK	GAMES	SCHEDULE	OF SCHEDULE	RPI	RPI	RPI	RPI
DIV. I ONLY	10- 17	249	4- 6	288	153	286	286	13	13
DIV. I NON-CONF.	5- 5	165	0- 0	318	219	272	272	16	16
TOTALS	RPI 1-25	RPI 26-50	W-L RECORDS	RPI 51-100	RPI 101-150	RPI 150+			
10- 17	0- 0	0- 0	OVERALL	1- 5	1- 4	8- 8			
7- 9	0- 0	0- 0	HOME	1- 3	1- 3	5- 3			
3- 8	0- 0	0- 0	AWAY	0- 2	0- 1	3- 5			
0- 0	0- 0	0- 0	NEUTRAL	0- 0	0- 0	0- 0			
5- 5	0- 0	0- 0	NON-CONFERENCE	0- 1	1- 2	4- 2			
3- 4	0- 0	0- 0	HOME	0- 1	1- 2	2- 1			
2- 1	0- 0	0- 0	AWAY	0- 0	0- 0	2- 1			
0- 0	0- 0	0- 0	NEUTRAL	0- 0	0- 0	0- 0			
5- 12	0- 0	0- 0	CONFERENCE	1- 4	0- 2	4- 6			
4- 5	0- 0	0- 0	HOME	1- 2	0- 1	3- 2			
1- 7	0- 0	0- 0	AWAY	0- 2	0- 1	1- 4			
0- 0	0- 0	0- 0	NEUTRAL	0- 0	0- 0	0- 0			

N  
e  
v  
a  
d  
aN  
e  
v  
a  
d  
a

RPI 1-25				RPI 26-50				RPI 51-100				RPI 101+ Team's RPI: 286					
RPI	S	Opponent	Score	RPI	S	Opponent	Score	RPI	S	Opponent	Score	RPI	S	Opponent	Score		
								58	A	Boise St.	74	77	113	H	Long Beach St.	93	97
								58	H	Boise St.	69	62	131	H	Navy	62	79
								74	H	Utah	50	80	142	A	New Mexico	50	59
								90	H	Wyoming	59	72	142	H	New Mexico	63	69
								96	A	UNLV	41	60	144	H	Memphis	75	67
								96	H	UNLV	49	64	177	A	Fresno St.	54	68
													177	H	Fresno St.	70	71
													187	A	Utah St.	57	60
													187	H	Utah St.	69	81
													208	A	San Jose St.	84	107
													208	H	San Jose St.	108	85
													215	A	San Diego	54	70
													257	H	Hawaii	67	59
													265	A	San Diego St.	78	83
													265	H	San Diego St.	88	65
													276	H	Portland	72	59
													281	A	Sacramento St.	99	95
													310	A	Pepperdine	69	60
													323	A	Air Force	56	51
													323	H	Air Force	65	58
													325	H	UC Irvine	59	72
LAST 12 Division I GAMES:																	
208	H	San Jose St.	108	85	96	A	UNLV	41	60								
96	H	UNLV	49	64	187	H	Utah St.	69	81								
58	A	Boise St.	74	77	142	A	New Mexico	50	59								
187	A	Utah St.	57	60	58	H	Boise St.	69	62								
323	H	Air Force	65	58	177	A	Fresno St.	54	68								
265	H	San Diego St.	88	65	323	A	Air Force	56	51								

Non-Div I Games: Holy Names 70 42

Nevada

■ Loss, 
 ■ Non-Conf, S Site, 
 ■ Home 
 ■ Away 
 N Neutral

## New Hampshire

Through Games Of March 2, 2017

Average RPI Win:	230	WON-LOST	WINNING	LAST 10	STRENGTH OF	OPP. STRENGTH	TEAM	ADJ.	CONF.	ADJ CONF.
Average RPI Loss:	97	RECORD	PCT. RANK	GAMES	SCHEDULE	OF SCHEDULE	RPI	RPI	RPI	RPI
DIV. I ONLY	24- 4	9	9- 1	276	212	67	67	22	22	
DIV. I NON-CONF.	9- 3	63	0- 0	263	213	102	102	22	22	
TOTALS	RPI 1-25	RPI 26-50	W-L RECORDS	RPI 51-100	RPI 101-150	RPI 150+				
24- 4	0- 1	0- 0	OVERALL	0- 0	3- 3	21- 0				
13- 1	0- 0	0- 0	HOME	0- 0	2- 1	11- 0				
11- 3	0- 1	0- 0	AWAY	0- 0	1- 2	10- 0				
0- 0	0- 0	0- 0	NEUTRAL	0- 0	0- 0	0- 0				
9- 3	0- 1	0- 0	NON-CONFERENCE	0- 0	0- 2	9- 0				
5- 1	0- 0	0- 0	HOME	0- 0	0- 1	5- 0				
4- 2	0- 1	0- 0	AWAY	0- 0	0- 1	4- 0				
0- 0	0- 0	0- 0	NEUTRAL	0- 0	0- 0	0- 0				
15- 1	0- 0	0- 0	CONFERENCE	0- 0	3- 1	12- 0				
8- 0	0- 0	0- 0	HOME	0- 0	2- 0	6- 0				
7- 1	0- 0	0- 0	AWAY	0- 0	1- 1	6- 0				
0- 0	0- 0	0- 0	NEUTRAL	0- 0	0- 0	0- 0				

RPI 1-25				RPI 26-50				RPI 51-100 Team's RPI: 67				RPI 101+			
RPI	S	Opponent	Score	RPI	S	Opponent	Score	RPI	S	Opponent	Score	RPI	S	Opponent	Score
14	A	Kentucky	43 92									115	A	Cornell	56 61
												128	A	Albany (NY)	55 64
												128	H	Albany (NY)	71 58
												132	H	Yale	58 64
												139	A	Maine	65 57
												139	H	Maine	50 44
												153	A	Northeastern	66 63
												168	A	Siena	77 67
												188	A	Hartford	62 57
												188	H	Hartford	58 50
												194	H	Sacred Heart	71 43
												207	A	UMBC	65 61
												207	H	UMBC	60 50
												210	A	Binghamton	70 62
												210	H	Binghamton	76 69
												220	A	Boston U.	59 51
												221	H	Dartmouth	64 47
												263	A	Stony Brook	56 45
												263	H	Stony Brook	49 46
												264	H	Bryant	62 60
												269	A	Vermont	57 49
												269	H	Vermont	66 47
												275	A	Manhattan	59 42
												317	H	Central Conn. St.	56 52
												343	H	Wagner	73 40
												344	A	UMass Lowell	76 57
LAST 12 Division I GAMES:															
207	A	UMBC	65 61	128	A	Albany (NY)	55 64								
344	H	UMass Lowell	58 45	263	A	Stony Brook	56 45								
188	A	Hartford	62 57	207	H	UMBC	60 50								
139	A	Maine	65 57	344	A	UMass Lowell	76 57								
210	H	Binghamton	76 69	188	H	Hartford	58 50								
269	H	Vermont	66 47	139	H	Maine	50 44								

Non-Div I Games: New England Col. 58 38

New Hampshire

■ Loss, 
 ■ Non-Conf, S Site, 
 ■ Home 
 ■ Away 
 N Neutral

RPI	S	Opponent	Score
344	H	UMass Lowell	58 45

New Hampshire

Average RPI Win:	217	WON-LOST	WINNING	LAST 10	STRENGTH OF	OPP. STRENGTH	TEAM	ADJ.	CONF.	ADJ CONF.
Average RPI Loss:	88	RECORD	PCT. RANK	GAMES	SCHEDULE	OF SCHEDULE	RPI	RPI	RPI	RPI
DIV. I ONLY	14- 13	165	5- 4	79	144	142	142	13	13	
DIV. I NON-CONF.	4- 6	209	0- 0	145	100	231	231	16	16	
TOTALS	RPI 1-25	RPI 26-50	W-L RECORDS	RPI 51-100	RPI 101-150	RPI 150+				
14- 13	0- 0	0- 3	OVERALL	2- 6	1- 3	11- 1				
10- 6	0- 0	0- 1	HOME	2- 3	1- 1	7- 1				
4- 7	0- 0	0- 2	AWAY	0- 3	0- 2	4- 0				
0- 0	0- 0	0- 0	NEUTRAL	0- 0	0- 0	0- 0				
4- 6	0- 0	0- 1	NON-CONFERENCE	1- 1	1- 3	2- 1				
4- 3	0- 0	0- 0	HOME	1- 1	1- 1	2- 1				
0- 3	0- 0	0- 1	AWAY	0- 0	0- 2	0- 0				
0- 0	0- 0	0- 0	NEUTRAL	0- 0	0- 0	0- 0				
10- 7	0- 0	0- 2	CONFERENCE	1- 5	0- 0	9- 0				
6- 3	0- 0	0- 1	HOME	1- 2	0- 0	5- 0				
4- 4	0- 0	0- 1	AWAY	0- 3	0- 0	4- 0				
0- 0	0- 0	0- 0	NEUTRAL	0- 0	0- 0	0- 0				

RPI 1-25				RPI 26-50				RPI 51-100				RPI 101+ Team's RPI: 142			
RPI	S	Opponent	Score	RPI	S	Opponent	Score	RPI	S	Opponent	Score	RPI	S	Opponent	Score
				36	A	Marquette	52 62	58	A	Boise St.	62 64	102	A	Texas Tech	58 69
				48	A	Colorado St.	55 58	58	H	Boise St.	75 68	110	H	Saint Joseph's	67 79
				48	H	Colorado St.	63 78	66	H	Minnesota	65 69	147	A	New Mexico St.	70 77
								90	A	Wyoming	52 68	147	H	New Mexico St.	84 55
								90	H	Wyoming	58 60	151	H	Tulsa	64 67
								94	H	SMU	64 49	177	A	Fresno St.	80 54
								96	A	UNLV	42 56	177	H	Fresno St.	66 57
								96	H	UNLV	52 61	187	A	Utah St.	68 58
												187	H	Utah St.	78 67
												208	A	San Jose St.	82 72
												265	H	San Diego St.	85 42
												286	A	Nevada	69 63
												286	H	Nevada	59 50
												303	H	UTEP	79 66
												323	H	Air Force	81 64
												338	H	Fairleigh Dickinson	83 56
LAST 12 Division I GAMES:															
				90	H	Wyoming	58 60	96	H	UNLV	52 61				
				48	A	Colorado St.	55 58	286	H	Nevada	59 50				
				177	H	Fresno St.	66 57	187	A	Utah St.	68 58				
				58	A	Boise St.	62 64	90	A	Wyoming	52 68				
				323	H	Air Force	81 64	58	H	Boise St.	75 68				
				208	A	San Jose St.	82 72	48	H	Colorado St.	63 78				

Non-Div I Games: Northern N.M. 87 47

New Mexico

■ Loss, 
 ■ Non-Conf, S Site, 
 ■ Home 
 ■ Away 
 N Neutral



Average RPI Win:	272	WON-LOST	WINNING	LAST 10	STRENGTH OF	OPP. STRENGTH	TEAM	ADJ.	CONF.	ADJ CONF.
Average RPI Loss:	138	RECORD	PCT. RANK	GAMES	SCHEDULE	OF SCHEDULE	RPI	RPI	RPI	RPI
DIV. I ONLY	19- 6	34	10- 0	338	258	147	147	29	29	
DIV. I NON-CONF.	6- 6	165	0- 0	289	142	215	215	29	29	
TOTALS	RPI 1-25	RPI 26-50	W-L RECORDS	RPI 51-100	RPI 101-150	RPI 150+				
19- 6	0- 0	0- 1	OVERALL	0- 1	1- 2	18- 2				
10- 1	0- 0	0- 0	HOME	0- 0	1- 1	9- 0				
8- 2	0- 0	0- 0	AWAY	0- 0	0- 1	8- 1				
1- 3	0- 0	0- 1	NEUTRAL	0- 1	0- 0	1- 1				
6- 6	0- 0	0- 1	NON-CONFERENCE	0- 1	1- 2	5- 2				
3- 1	0- 0	0- 0	HOME	0- 0	1- 1	2- 0				
2- 2	0- 0	0- 0	AWAY	0- 0	0- 1	2- 1				
1- 3	0- 0	0- 1	NEUTRAL	0- 1	0- 0	1- 1				
13- 0	0- 0	0- 0	CONFERENCE	0- 0	0- 0	13- 0				
7- 0	0- 0	0- 0	HOME	0- 0	0- 0	7- 0				
6- 0	0- 0	0- 0	AWAY	0- 0	0- 0	6- 0				
0- 0	0- 0	0- 0	NEUTRAL	0- 0	0- 0	0- 0				

RPI 1-25			RPI 26-50			RPI 51-100			RPI 101+			Team's RPI: 147
RPI	S	Opponent	Score	RPI	S	Opponent	Score	RPI	S	Opponent	Score	
				38	N	Quinnipiac	46 49	96	N	UNLV	47 52	
								129	H	Arizona	63 74	
								142	A	New Mexico	55 84	
								142	H	New Mexico	77 70	
								163	N	Santa Clara	46 60	
								208	H	San Jose St.	66 55	
								216	A	Seattle U	64 61	
								216	H	Seattle U	73 69	
								224	H	UTRGV	87 67	
								229	A	Grand Canyon	81 65	
								229	H	Grand Canyon	67 60	
								257	A	Hawaii	53 56	
								268	A	CSU Bakersfield	64 55	
								268	H	CSU Bakersfield	69 55	
								281	N	Sacramento St.	99 73	
								290	A	Northern Ariz.	79 68	
								303	A	UTEP	67 59	
								310	H	Pepperdine	75 66	
								315	A	UMKC	60 43	
								315	H	UMKC	78 72	
								333	A	Utah Valley	66 53	
								333	H	Utah Valley	63 46	
								340	A	Chicago St.	65 54	
								340	H	Chicago St.	100 63	
LAST 12 Division I GAMES:												
				216	A	Seattle U	64 61	333	H	Utah Valley	63 46	
				333	A	Utah Valley	66 53	216	H	Seattle U	73 69	
				224	H	UTRGV	87 67	315	A	UMKC	60 43	
				229	H	Grand Canyon	67 60	268	A	CSU Bakersfield	64 55	
				268	H	CSU Bakersfield	69 55	229	A	Grand Canyon	81 65	
				340	A	Chicago St.	65 54	340	H	Chicago St.	100 63	

Non-Div I Games: N.M. Highlands 94 37 Western N.M. 85 28

New Mexico St.

■ Loss, 
 ■ Non-Conf, S Site, 
 ■ Home 
 ■ Away 
 N Neutral

New Orleans

Through Games Of March 2, 2017

Average RPI Win:	297	WON-LOST	WINNING	LAST 10	STRENGTH OF	OPP. STRENGTH	TEAM	ADJ.	CONF.	ADJ CONF.
Average RPI Loss:	141	RECORD	PCT. RANK	GAMES	SCHEDULE	OF SCHEDULE	RPI	RPI	RPI	RPI
DIV. I ONLY	11- 13	203	5- 5	213	302	213	213	27	27	
DIV. I NON-CONF.	2- 5	259	0- 0	59	156	176	176	27	27	
TOTALS	RPI 1-25	RPI 26-50	W-L RECORDS	RPI 51-100	RPI 101-150	RPI 150+				
11- 13	0- 1	0- 1	OVERALL	0- 2	0- 6	11- 3				
7- 4	0- 0	0- 0	HOME	0- 1	0- 2	7- 1				
4- 9	0- 1	0- 1	AWAY	0- 1	0- 4	4- 2				
0- 0	0- 0	0- 0	NEUTRAL	0- 0	0- 0	0- 0				
2- 5	0- 1	0- 1	NON-CONFERENCE	0- 0	0- 2	2- 1				
1- 1	0- 0	0- 0	HOME	0- 0	0- 0	1- 1				
1- 4	0- 1	0- 1	AWAY	0- 0	0- 2	1- 0				
0- 0	0- 0	0- 0	NEUTRAL	0- 0	0- 0	0- 0				
9- 8	0- 0	0- 0	CONFERENCE	0- 2	0- 4	9- 2				
6- 3	0- 0	0- 0	HOME	0- 1	0- 2	6- 0				
3- 5	0- 0	0- 0	AWAY	0- 1	0- 2	3- 2				
0- 0	0- 0	0- 0	NEUTRAL	0- 0	0- 0	0- 0				

RPI 1-25				RPI 26-50				RPI 51-100				RPI 101+ Team's RPI: 213			
RPI	S	Opponent	Score	RPI	S	Opponent	Score	RPI	S	Opponent	Score	RPI	S	Opponent	Score
13	A	Texas	48 80	49	A	Iowa St.	63 100	91	A	SFA	61 88	101	H	Central Ark.	51 55
								91	H	SFA	67 71	106	A	Abilene Christian	55 68
												124	A	Southern Miss.	53 78
												126	A	Alabama	57 78
												134	A	Lamar University	42 73
												134	H	Lamar University	55 66
												199	H	Texas Southern	63 57
												240	H	South Ala.	62 65
												247	A	Jacksonville St.	81 79
												287	A	McNeese	71 59
												287	H	McNeese	92 85
												288	H	A&M-Corpus Christi	75 54
												293	A	Northwestern St.	93 95
												294	H	Nicholls St.	81 77
												329	A	Southeastern La.	70 85
												329	H	Southeastern La.	102 87
												330	A	Incarinate Word	71 67
												330	H	Incarinate Word	84 58
												339	A	Houston Baptist	73 63
												342	H	Sam Houston St.	78 49
LAST 12 Division I GAMES:															
329	H	Southeastern La.	102 87	294	H	Nicholls St.	81 77								
293	A	Northwestern St.	93 95	134	H	Lamar University	55 66								
91	H	SFA	67 71	91	A	SFA	61 88								
287	H	McNeese	92 85	287	A	McNeese	71 59								
329	A	Southeastern La.	70 85	101	H	Central Ark.	51 55								
330	H	Incarinate Word	84 58	339	A	Houston Baptist	73 63								

Non-Div I Games: Blue Mountain 75 37 Crowley's Ridge 123 33 Trinity Baptist 100 35

New Orleans

Loss, Non-Conf, S Site, H Home A Away N Neutral

## Niagara

Through Games Of March 2, 2017

Average RPI Win: <b>241</b>	WON-LOST	WINNING	LAST 10	STRENGTH OF	OPP. STRENGTH	TEAM	ADJ.	CONF.	ADJ CONF.
Average RPI Loss: <b>144</b>	RECORD	PCT. RANK	GAMES	SCHEDULE	OF SCHEDULE	RPI	RPI	RPI	RPI
DIV. I ONLY	8- 22	302	3- 7	129	201	259	259	18	18
DIV. I NON-CONF.	3- 6	230	0- 0	12	132	99	99	17	17
TOTALS	RPI 1-25	RPI 26-50	W-L RECORDS	RPI 51-100	RPI 101-150	RPI 150+			
8- 22	0- 1	0- 4	OVERALL	0- 2	0- 5	8- 10			
5- 8	0- 1	0- 1	HOME	0- 0	0- 2	5- 4			
3- 13	0- 0	0- 3	AWAY	0- 2	0- 3	3- 5			
0- 1	0- 0	0- 0	NEUTRAL	0- 0	0- 0	0- 1			
3- 6	0- 1	0- 2	NON-CONFERENCE	0- 2	0- 1	3- 0			
2- 1	0- 1	0- 0	HOME	0- 0	0- 0	2- 0			
1- 5	0- 0	0- 2	AWAY	0- 2	0- 1	1- 0			
0- 0	0- 0	0- 0	NEUTRAL	0- 0	0- 0	0- 0			
5- 16	0- 0	0- 2	CONFERENCE	0- 0	0- 4	5- 10			
3- 7	0- 0	0- 1	HOME	0- 0	0- 2	3- 4			
2- 8	0- 0	0- 1	AWAY	0- 0	0- 2	2- 5			
0- 1	0- 0	0- 0	NEUTRAL	0- 0	0- 0	0- 1			

RPI 1-25				RPI 26-50				RPI 51-100				RPI 101+ Team's RPI: 259			
RPI	S	Opponent	Score	RPI	S	Opponent	Score	RPI	S	Opponent	Score	RPI	S	Opponent	Score
20	H	Maryland	64 96	30	A	Syracuse	60 109	78	A	Drexel	57 69	117	A	Rider	41 62
				38	A	Quinnipiac	45 61	92	A	Buffalo	63 73	117	H	Rider	58 78
				38	H	Quinnipiac	64 71					119	A	Fordham	69 92
				39	A	Michigan	35 107					150	A	Iona	61 68
												150	H	Iona	55 65
												167	A	Fairfield	63 66
												167	H	Fairfield	55 65
												168	A	Siena	53 71
												168	H	Siena	68 70
												181	A	Cleveland St.	67 49
												188	H	Hartford	75 62
												217	A	Monmouth	62 68
												217	H	Monmouth	66 45
												228	A	Marist	68 53
												228	H	Marist	58 60
												241	H	St. Bonaventure	65 43
												248	A	Canisius	41 52
												248	H	Canisius	57 65
												248	N	Canisius	74 80
												275	A	Manhattan	62 59
												275	H	Manhattan	65 42
												326	A	Saint Peter's	66 78
												326	H	Saint Peter's	71 63
LAST 12 Division I GAMES:															
				248	N	Canisius	74 80	248	A	Canisius	41 52				
				217	A	Monmouth	62 68	275	H	Manhattan	65 42				
				117	A	Rider	41 62	150	H	Iona	55 65				
				326	H	Saint Peter's	71 63	167	A	Fairfield	63 66				
				168	H	Siena	68 70	38	A	Quinnipiac	45 61				
				228	A	Marist	68 53	167	H	Fairfield	55 65				

Non-Div I Games:

Niagara

■ Loss, 
 ■ Non-Conf, S Site, 
 ■ Home 
 ■ Away 
 N Neutral

Average RPI Win:	293	WON-LOST	WINNING	LAST 10	STRENGTH OF	OPP. STRENGTH	TEAM	ADJ.	CONF.	ADJ CONF.
Average RPI Loss:	192	RECORD	PCT. RANK	GAMES	SCHEDULE	OF SCHEDULE	RPI	RPI	RPI	RPI
DIV. I ONLY	9- 19	265	3- 7	279	319	294	294	27	27	
DIV. I NON-CONF.	3- 8	262	0- 0	215	343	284	284	27	27	
TOTALS	RPI 1-25	RPI 26-50	W-L RECORDS	RPI 51-100	RPI 101-150	RPI 150+				
9- 19	0- 0	0- 0	OVERALL	0- 4	1- 6	8- 9				
6- 5	0- 0	0- 0	HOME	0- 1	1- 3	5- 1				
3- 13	0- 0	0- 0	AWAY	0- 0	0- 0	3- 1				
0- 1	0- 0	0- 0	NEUTRAL	0- 0	0- 0	0- 1				
3- 8	0- 0	0- 0	NON-CONFERENCE	0- 2	0- 3	3- 3				
2- 1	0- 0	0- 0	HOME	0- 0	0- 1	2- 0				
1- 6	0- 0	0- 0	AWAY	0- 2	0- 2	1- 2				
0- 1	0- 0	0- 0	NEUTRAL	0- 0	0- 0	0- 1				
6- 11	0- 0	0- 0	CONFERENCE	0- 2	1- 3	5- 6				
4- 4	0- 0	0- 0	HOME	0- 1	1- 2	3- 1				
2- 7	0- 0	0- 0	AWAY	0- 1	0- 1	2- 5				
0- 0	0- 0	0- 0	NEUTRAL	0- 0	0- 0	0- 0				

RPI 1-25			RPI 26-50			RPI 51-100			RPI 101+ Team's RPI: 294		
RPI	S	Opponent	Score	RPI	S	Opponent	Score	RPI	S	Opponent	Score
								75	A	Gonzaga	46 78
								91	A	SFA	55 80
								91	H	SFA	77 82
								93	A	Jacksonville	71 76
								101	H	Central Ark.	52 61
								106	H	Abilene Christian	73 89
								121	H	Troy	75 100
								134	A	Lamar University	77 81
								134	H	Lamar University	78 67
								143	A	Louisiana Tech	52 68
								144	A	Memphis	62 73
								204	A	Grambling	71 60
								213	A	New Orleans	77 81
								247	A	Jacksonville St.	52 75
								271	A	Prairie View	67 69
								287	A	McNeese	52 59
								288	A	A&M-Corpus Christi	60 65
								288	H	A&M-Corpus Christi	74 54
								293	A	Northwestern St.	58 75
								297	N	North Florida	74 77
								329	A	Southeastern La.	76 60
								329	H	Southeastern La.	92 57
								330	A	Incarnate Word	63 69
								330	H	Incarnate Word	52 78
								335	H	La.-Monroe	73 54
								336	H	Jackson St.	83 76
								339	H	Houston Baptist	76 57
								342	A	Sam Houston St.	66 59
LAST 12 Division I GAMES:											
134	A	Lamar University	77 81	213	A	New Orleans	77 81				
329	H	Southeastern La.	92 57	329	A	Southeastern La.	76 60				
330	A	Incarnate Word	63 69	288	A	A&M-Corpus Christi	60 65				
287	A	McNeese	52 59	339	H	Houston Baptist	76 57				
101	H	Central Ark.	52 61	134	H	Lamar University	78 67				
91	H	SFA	77 82	106	H	Abilene Christian	73 89				

Non-Div I Games:

Nicholls St.

■ Loss, 
 ■ Non-Conf, 
 ■ S Site, 
 ■ Home 
 ■ A Away 
 N Neutral

Non-Conference				Through Games of March 17, 2017						
Average RPI Win:	310	WON-LOST	WINNING	LAST 10	STRENGTH OF	OPP. STRENGTH	TEAM	ADJ.	CONF.	ADJ CONF.
Average RPI Loss:	200	RECORD	PCT. RANK	GAMES	SCHEDULE	OF SCHEDULE	RPI	RPI	RPI	RPI
DIV. I ONLY	12- 14	199	4- 6	340	337	272	272	32	32	
DIV. I NON-CONF.	3- 7	250	0- 0	299	281	259	259	31	31	
TOTALS	RPI 1-25	RPI 26-50	W-L RECORDS	RPI 51-100	RPI 101-150	RPI 150+				
12- 14	0- 0	0- 0	OVERALL	0- 0	0- 2	12- 12				
5- 4	0- 0	0- 0	HOME	0- 0	0- 1	5- 3				
7- 9	0- 0	0- 0	AWAY	0- 0	0- 1	7- 8				
0- 1	0- 0	0- 0	NEUTRAL	0- 0	0- 0	0- 1				
3- 7	0- 0	0- 0	NON-CONFERENCE	0- 0	0- 2	3- 5				
0- 1	0- 0	0- 0	HOME	0- 0	0- 1	0- 0				
3- 5	0- 0	0- 0	AWAY	0- 0	0- 1	3- 4				
0- 1	0- 0	0- 0	NEUTRAL	0- 0	0- 0	0- 1				
9- 7	0- 0	0- 0	CONFERENCE	0- 0	0- 0	9- 7				
5- 3	0- 0	0- 0	HOME	0- 0	0- 0	5- 3				
4- 4	0- 0	0- 0	AWAY	0- 0	0- 0	4- 4				
0- 0	0- 0	0- 0	NEUTRAL	0- 0	0- 0	0- 0				

RPI	S	Opponent	Score
RPI 1-25			
RPI	S	Opponent	Score
RPI 26-50			
RPI	S	Opponent	Score
RPI 51-100			
RPI	S	Opponent	Score
Team's RPI: 272			
RPI	S	Opponent	Score
118	A	Old Dominion	54 65
130	H	William & Mary	52 65
172	A	Hampton	65 77
172	H	Hampton	57 58
175	A	Bethune-Cookman	44 53
175	H	Bethune-Cookman	58 68
188	N	Hartford	51 61
195	A	George Mason	33 60
201	A	UNCG	52 59
202	A	Towson	58 61
219	H	Howard	60 68
225	A	UNCW	56 64
243	A	High Point	63 60
261	H	UMES	74 43
284	A	Coppin St.	49 45
292	H	N.C. A&T	69 53
295	A	Lehigh	81 57
301	A	Savannah St.	53 59
301	H	Savannah St.	61 55
327	A	Morgan St.	56 47
331	A	Florida A&M	51 59
332	H	N.C. Central	71 40
345	A	Longwood	85 56
347	A	Delaware St.	82 74
348	A	South Carolina St.	68 53
348	H	South Carolina St.	83 68

Non-Div I Games:	Lincoln (PA)	62	28	Saint Augustine's	99	59
------------------	--------------	----	----	-------------------	----	----

Norfolk St.

Loss, Non-Conf, S Site, H Home A Away N Neutral

## North Carolina

Through Games Of March 2, 2017

Average RPI Win:	164	WON-LOST	WINNING	LAST 10	STRENGTH OF	OPP. STRENGTH	TEAM	ADJ.	CONF.	ADJ CONF.
Average RPI Loss:	52	RECORD	PCT. RANK	GAMES	SCHEDULE	OF SCHEDULE	RPI	RPI	RPI	RPI
DIV. I ONLY	15- 16	179	3- 7	40	56	116	116	3	3	
DIV. I NON-CONF.	11- 2	23	1- 0	173	245	67	67	4	4	
TOTALS	RPI 1-25	RPI 26-50	W-L RECORDS	RPI 51-100	RPI 101-150	RPI 150+				
15- 16	0- 6	2- 5	OVERALL	5- 2	0- 1	8- 2				
11- 5	0- 3	2- 0	HOME	3- 1	0- 0	6- 1				
1- 8	0- 3	0- 2	AWAY	0- 1	0- 1	1- 1				
3- 3	0- 0	0- 3	NEUTRAL	2- 0	0- 0	1- 0				
11- 2	0- 0	1- 2	NON-CONFERENCE	3- 0	0- 0	7- 0				
8- 0	0- 0	1- 0	HOME	1- 0	0- 0	6- 0				
1- 0	0- 0	0- 0	AWAY	0- 0	0- 0	1- 0				
2- 2	0- 0	0- 2	NEUTRAL	2- 0	0- 0	0- 0				
4- 14	0- 6	1- 3	CONFERENCE	2- 2	0- 1	1- 2				
3- 5	0- 3	1- 0	HOME	2- 1	0- 0	0- 1				
0- 8	0- 3	0- 2	AWAY	0- 1	0- 1	0- 1				
1- 1	0- 0	0- 1	NEUTRAL	0- 0	0- 0	1- 0				

RPI S	Opponent	Score	RPI S	Opponent	Score	RPI S	Opponent	Score	RPI S	Opponent	Score	Team's RPI: 116
2	H Notre Dame	55 77	28	H Elon	78 73	51	H Virginia	67 58	109	A Clemson	67 78	
9	A Duke	58 70	30	A Syracuse	64 95	55	H Georgia Tech	89 88	156	A Pittsburgh	48 68	
9	H Duke	71 95	30	N Syracuse	64 83	66	N Minnesota	91 77	156	N Pittsburgh	72 60	
11	H Florida St.	77 90	32	N LSU	43 70	72	H Bucknell	65 50	173	H Boston College	77 88	
12	A Louisville	57 87	34	N South Fla.	55 83	82	H Wake Forest	77 80	200	H Alabama St.	84 54	
16	A Miami (FL)	88 100	35	A North Carolina St.	60 80	93	N Jacksonville	87 57	212	A Wisconsin	72 59	
			35	H North Carolina St.	83 70	98	A Virginia Tech	68 76	253	H Charleston So.	93 77	
									256	H Marshall	75 53	
									284	H Coppin St.	90 55	
									348	H South Carolina St.	82 49	
									349	H Alabama A&M	80 35	
LAST 12 Division I GAMES:												
30	N Syracuse	64 83	55	H Georgia Tech	89 88							
156	N Pittsburgh	72 60	30	A Syracuse	64 95							
66	N Minnesota	91 77	173	H Boston College	77 88							
9	H Duke	71 95	109	A Clemson	67 78							
35	A North Carolina St.	60 80	35	H North Carolina St.	83 70							
12	A Louisville	57 87	16	A Miami (FL)	88 100							

Non-Div I Games:

North Carolina

■ Loss, 
 ■ Non-Conf, 
 ■ S Site, 
 ■ H Home 
 ■ A Away 
 N Neutral

Average RPI Win: 145		WON-LOST	WINNING	LAST 10	STRENGTH OF	OPP. STRENGTH	TEAM	ADJ.	CONF.	ADJ CONF.
Average RPI Loss: 52		RECORD	PCT. RANK	GAMES	SCHEDULE	OF SCHEDULE	RPI	RPI	RPI	RPI
DIV. I ONLY		22- 7	37	8- 2	72	41	35	35	3	3
DIV. I NON-CONF.		10- 3	54	0- 0	264	146	116	116	4	4
TOTALS	RPI 1-25	RPI 26-50		W-L RECORDS		RPI 51-100	RPI 101-150	RPI 150+		
22- 7	4- 2	1- 2		OVERALL		4- 2	2- 1	11- 0		
14- 2	2- 1	1- 0		HOME		1- 1	2- 0	8- 0		
7- 3	2- 0	0- 1		AWAY		3- 1	0- 1	2- 0		
1- 2	0- 1	0- 1		NEUTRAL		0- 0	0- 0	1- 0		
10- 3	0- 1	1- 1		NON-CONFERENCE		0- 1	0- 0	9- 0		
8- 0	0- 0	1- 0		HOME		0- 0	0- 0	7- 0		
1- 1	0- 0	0- 0		AWAY		0- 1	0- 0	1- 0		
1- 2	0- 1	0- 1		NEUTRAL		0- 0	0- 0	1- 0		
12- 4	4- 1	0- 1		CONFERENCE		4- 1	2- 1	2- 0		
6- 2	2- 1	0- 0		HOME		1- 1	2- 0	1- 0		
6- 2	2- 0	0- 1		AWAY		3- 0	0- 1	1- 0		
0- 0	0- 0	0- 0		NEUTRAL		0- 0	0- 0	0- 0		

RPI 1-25				Team's RPI: 35				RPI 51-100				RPI 101+			
RPI	S	Opponent	Score	RPI	S	Opponent	Score	RPI	S	Opponent	Score	RPI	S	Opponent	Score
2	H	Notre Dame	70 62	30	A	Syracuse	75 85	51	A	Virginia	59 48	109	H	Clemson	65 53
9	H	Duke	55 52	32	N	LSU	58 59	55	A	Georgia Tech	75 67	116	A	North Carolina	70 83
11	A	Florida St.	70 61	45	H	Indiana	84 70	64	A	Tulane	58 63	116	H	North Carolina	80 60
12	A	Louisville	72 70					82	A	Wake Forest	65 50	156	H	Pittsburgh	55 42
16	H	Miami (FL)	64 67					82	H	Wake Forest	77 89	172	H	Hampton	81 56
23	N	Kansas St.	50 67					98	H	Virginia Tech	85 71	173	A	Boston College	70 58
LAST 12 Division I GAMES:															
				51	A	Virginia	59 48	12	A	Louisville	72 70				
				116	H	North Carolina	80 60	116	A	North Carolina	70 83				
				82	H	Wake Forest	77 89	156	H	Pittsburgh	55 42				
				173	A	Boston College	70 58	109	H	Clemson	65 53				
				98	H	Virginia Tech	85 71	9	H	Duke	55 52				
				55	A	Georgia Tech	75 67	30	A	Syracuse	75 85				

Non-Div I Games:

North Carolina St.

■ Loss, ■ Non-Conf, S Site, H Home A Away N Neutral

North Dakota

Through Games Of March 2, 2017

Average RPI Win:	230	WON-LOST	WINNING	LAST 10	STRENGTH OF	OPP. STRENGTH	TEAM	ADJ.	CONF.	ADJ CONF.
Average RPI Loss:	83	RECORD	PCT. RANK	GAMES	SCHEDULE	OF SCHEDULE	RPI	RPI	RPI	RPI
DIV. I ONLY	18- 8	73	9- 1	177	171	108	108	20	20	
DIV. I NON-CONF.	3- 6	230	0- 0	112	20	181	181	18	18	
TOTALS	RPI 1-25	RPI 26-50	W-L RECORDS	RPI 51-100	RPI 101-150	RPI 150+				
18- 8	0- 0	0- 2	OVERALL	0- 3	4- 2	14- 1				
9- 4	0- 0	0- 2	HOME	0- 2	2- 0	7- 0				
9- 4	0- 0	0- 0	AWAY	0- 1	2- 2	7- 1				
0- 0	0- 0	0- 0	NEUTRAL	0- 0	0- 0	0- 0				
3- 6	0- 0	0- 2	NON-CONFERENCE	0- 2	1- 1	2- 1				
1- 3	0- 0	0- 2	HOME	0- 1	1- 0	0- 0				
2- 3	0- 0	0- 0	AWAY	0- 1	0- 1	2- 1				
0- 0	0- 0	0- 0	NEUTRAL	0- 0	0- 0	0- 0				
15- 2	0- 0	0- 0	CONFERENCE	0- 1	3- 1	12- 0				
8- 1	0- 0	0- 0	HOME	0- 1	1- 0	7- 0				
7- 1	0- 0	0- 0	AWAY	0- 0	2- 1	5- 0				
0- 0	0- 0	0- 0	NEUTRAL	0- 0	0- 0	0- 0				

RPI S	Opponent	Score	RPI S	Opponent	Score	RPI S	Opponent	Score	RPI S	Opponent	Score	Team's RPI: 108
26	H Drake	91 99	53	A UNI	53 74	102	A Texas Tech	80 90				
33	H South Dakota St.	72 83	57	H Iowa	60 75	124	A Northern Colo.	57 51				
			80	H Montana St.	71 74	124	H Northern Colo.	75 68				
						136	H San Francisco	71 63				
						138	A Eastern Wash.	75 71				
						140	A Idaho	61 74				
						157	A Idaho St.	65 62				
						157	H Idaho St.	63 56				
						171	A Kansas	71 76				
						215	A San Diego	65 61				
						245	H Portland St.	65 61				
						251	A Weber St.	70 65				
						251	H Weber St.	83 67				
						281	A Sacramento St.	92 78				
						281	H Sacramento St.	94 71				
						283	A Southern Utah	68 65				
						283	H Southern Utah	75 70				
						290	A Northern Ariz.	80 78				
						290	H Northern Ariz.	88 69				
						300	A North Dakota St.	76 55				
						328	H Montana	73 63				
LAST 12 Division I GAMES:												
281	A Sacramento St.	92 78	124	A Northern Colo.	57 51							
124	H Northern Colo.	75 68	290	H Northern Ariz.	88 69							
251	H Weber St.	83 67	283	H Southern Utah	75 70							
157	H Idaho St.	63 56	157	A Idaho St.	65 62							
140	A Idaho	61 74	251	A Weber St.	70 65							
138	A Eastern Wash.	75 71	328	H Montana	73 63							

Non-Div I Games: Mayville St. 70 43 Mary 79 67

North Dakota

Loss, Non-Conf, S Site, H Home A Away N Neutral



Average RPI Win:	249	WON-LOST	WINNING	LAST 10	STRENGTH OF	OPP. STRENGTH	TEAM	ADJ.	CONF.	ADJ CONF.
Average RPI Loss:	142	RECORD	PCT. RANK	GAMES	SCHEDULE	OF SCHEDULE	RPI	RPI	RPI	RPI
DIV. I ONLY	4- 23	329	1- 9	107	213	300	300	11	11	
DIV. I NON-CONF.	0- 11	335	0- 0	139	315	333	333	10	10	
TOTALS	RPI 1-25	RPI 26-50	W-L RECORDS	RPI 51-100	RPI 101-150	RPI 150+				
4- 23	0- 0	0- 3	OVERALL	1- 6	0- 2	3- 12				
3- 8	0- 0	0- 1	HOME	1- 3	0- 1	2- 3				
1- 13	0- 0	0- 1	AWAY	0- 3	0- 1	1- 8				
0- 2	0- 0	0- 1	NEUTRAL	0- 0	0- 0	0- 1				
0- 11	0- 0	0- 1	NON-CONFERENCE	0- 1	0- 2	0- 7				
0- 3	0- 0	0- 0	HOME	0- 1	0- 1	0- 1				
0- 6	0- 0	0- 0	AWAY	0- 0	0- 1	0- 5				
0- 2	0- 0	0- 1	NEUTRAL	0- 0	0- 0	0- 1				
4- 12	0- 0	0- 2	CONFERENCE	1- 5	0- 0	3- 5				
3- 5	0- 0	0- 1	HOME	1- 2	0- 0	2- 2				
1- 7	0- 0	0- 1	AWAY	0- 3	0- 0	1- 3				
0- 0	0- 0	0- 0	NEUTRAL	0- 0	0- 0	0- 0				

RPI 1-25				RPI 26-50				RPI 51-100				RPI 101+				Team's RPI: 300
RPI	S	Opponent	Score	RPI	S	Opponent	Score	RPI	S	Opponent	Score	RPI	S	Opponent	Score	
				33	A	South Dakota St.	44 70	60	A	IUPUI	58 71	108	H	North Dakota	55 76	
				33	H	South Dakota St.	66 69	60	H	IUPUI	53 76	145	A	Oakland	66 95	
				37	N	Central Mich.	55 77	61	A	South Dakota	48 80	152	A	Oral Roberts	64 71	
								61	H	South Dakota	83 73	152	H	Oral Roberts	50 70	
								69	A	Western Ill.	81 110	155	A	Milwaukee	74 79	
								69	H	Western Ill.	60 87	158	A	Omaha	64 90	
								100	H	Colorado	59 76	158	H	Omaha	60 80	
												184	H	Western Mich.	63 68	
												186	A	Providence	63 86	
												224	A	UTRGV	67 81	
												235	N	UC Santa Barbara	59 66	
												258	A	Cal Poly	46 73	
												306	A	Massachusetts	58 70	
												308	A	Denver	86 80	
												308	H	Denver	67 58	
												318	A	Fort Wayne	68 72	
												318	H	Fort Wayne	68 56	
LAST 12 Division I GAMES:																
				152	A	Oral Roberts	64 71	33	A	South Dakota St.	44 70					
				158	A	Omaha	64 90	152	H	Oral Roberts	50 70					
				60	H	IUPUI	53 76	61	A	South Dakota	48 80					
				308	H	Denver	67 58	60	A	IUPUI	58 71					
				318	A	Fort Wayne	68 72	158	H	Omaha	60 80					
				69	H	Western Ill.	60 87	69	A	Western Ill.	81 110					

Non-Div I Games: Mayville St. 93 44 Dickinson St. 70 63

North Dakota St.

Loss, Non-Conf, S Site, H Home A Away N Neutral

# North Florida

# Through Games Of March 2, 2017

Average RPI Win: <b>303</b>	WON-LOST	WINNING	LAST 10	STRENGTH OF	OPP. STRENGTH	TEAM	ADJ.	CONF.	ADJ CONF.
Average RPI Loss: <b>166</b>	RECORD	PCT. RANK	GAMES	SCHEDULE	OF SCHEDULE	RPI	RPI	RPI	RPI
DIV. I ONLY	<b>7- 19</b>	<b>295</b>	<b>2- 8</b>	<b>245</b>	<b>255</b>	<b>297</b>	<b>297</b>	<b>25</b>	<b>25</b>
DIV. I NON-CONF.	<b>4- 8</b>	<b>230</b>	<b>0- 0</b>	<b>206</b>	<b>251</b>	<b>249</b>	<b>249</b>	<b>24</b>	<b>24</b>
TOTALS	RPI 1-25	RPI 26-50	W-L RECORDS	RPI 51-100	RPI 101-150	RPI 150+			
7- 19	0- 1	0- 2	OVERALL	0- 4	0- 2	7- 10			
4- 7	0- 0	0- 0	HOME	0- 2	0- 1	4- 4			
2- 11	0- 1	0- 2	AWAY	0- 2	0- 1	2- 5			
1- 1	0- 0	0- 0	NEUTRAL	0- 0	0- 0	1- 1			
4- 8	0- 1	0- 2	NON-CONFERENCE	0- 0	0- 0	4- 5			
2- 2	0- 0	0- 0	HOME	0- 0	0- 0	2- 2			
1- 5	0- 1	0- 2	AWAY	0- 0	0- 0	1- 2			
1- 1	0- 0	0- 0	NEUTRAL	0- 0	0- 0	1- 1			
3- 11	0- 0	0- 0	CONFERENCE	0- 4	0- 2	3- 5			
2- 5	0- 0	0- 0	HOME	0- 2	0- 1	2- 2			
1- 6	0- 0	0- 0	AWAY	0- 2	0- 1	1- 3			
0- 0	0- 0	0- 0	NEUTRAL	0- 0	0- 0	0- 0			

RPI 1-25				RPI 26-50				RPI 51-100				RPI 101+				Team's RPI: 297	
RPI	S	Opponent	Score	RPI	S	Opponent	Score	RPI	S	Opponent	Score	RPI	S	Opponent	Score		
11	A	Florida St.	39 95	34	A	South Fla.	42 78	93	A	Jacksonville	58 68	103	A	FGCU	46 69		
				35	A	North Carolina St.	52 78	93	H	Jacksonville	59 69	103	H	FGCU	51 68		
								97	A	Stetson	44 68	175	A	Bethune-Cookman	50 52		
								97	H	Stetson	44 62	185	H	Morehead St.	65 84		
												190	A	Xavier	46 83		
												209	A	Col. of Charleston	60 47		
												236	H	Wofford	60 79		
												240	N	South Ala.	55 62		
												278	A	Kennesaw St.	48 52		
												278	H	Kennesaw St.	61 67		
												294	N	Nicholls St.	77 74		
												298	A	Lipscomb	62 66		
												298	H	Lipscomb	58 60		
												314	A	NJIT	62 64		
												314	H	NJIT	61 51		
												319	A	USC Upstate	78 67		
												319	H	USC Upstate	77 74		
												331	H	Florida A&M	71 60		
												337	H	Fla. Atlantic	95 88		
LAST 12 Division I GAMES:																	
				93	H	Jacksonville	59 69	97	H	Stetson	44 62						
				298	A	Lipscomb	62 66	103	H	FGCU	51 68						
				278	A	Kennesaw St.	48 52	97	A	Stetson	44 68						
				314	H	NJIT	61 51	278	H	Kennesaw St.	61 67						
				319	H	USC Upstate	77 74	298	H	Lipscomb	58 60						
				103	A	FGCU	46 69	319	A	USC Upstate	78 67						

Non-Div I Games: Warner 72 44 Webber Int'l 103 57 Edward Waters 70 50 North Florida

## North Texas

Through Games Of March 2, 2017

Average RPI Win:	212	WON-LOST	WINNING	LAST 10	STRENGTH OF	OPP. STRENGTH	TEAM	ADJ.	CONF.	ADJ CONF.
Average RPI Loss:	121	RECORD	PCT. RANK	GAMES	SCHEDULE	OF SCHEDULE	RPI	RPI	RPI	RPI
DIV. I ONLY	11- 17	234	5- 5	92	163	183	183	14	14	
DIV. I NON-CONF.	3- 8	262	0- 0	133	194	246	246	15	15	
TOTALS	RPI 1-25	RPI 26-50	W-L RECORDS	RPI 51-100	RPI 101-150	RPI 150+				
11- 17	0- 0	0- 3	OVERALL	0- 2	4- 7	7- 5				
6- 6	0- 0	0- 2	HOME	0- 0	3- 3	3- 1				
5- 9	0- 0	0- 1	AWAY	0- 2	1- 4	4- 2				
0- 2	0- 0	0- 0	NEUTRAL	0- 0	0- 0	0- 2				
3- 8	0- 0	0- 2	NON-CONFERENCE	0- 1	2- 1	1- 4				
2- 2	0- 0	0- 1	HOME	0- 0	1- 1	1- 0				
1- 4	0- 0	0- 1	AWAY	0- 1	1- 0	0- 2				
0- 2	0- 0	0- 0	NEUTRAL	0- 0	0- 0	0- 2				
8- 9	0- 0	0- 1	CONFERENCE	0- 1	2- 6	6- 1				
4- 4	0- 0	0- 1	HOME	0- 0	2- 2	2- 1				
4- 5	0- 0	0- 0	AWAY	0- 1	0- 4	4- 0				
0- 0	0- 0	0- 0	NEUTRAL	0- 0	0- 0	0- 0				

RPI 1-25				RPI 26-50				RPI 51-100				RPI 101+				Team's RPI: 183	
RPI	S	Opponent	Score	RPI	S	Opponent	Score	RPI	S	Opponent	Score	RPI	S	Opponent	Score		
				42	H	Western Ky.	55 75	77	A	Middle Tenn.	52 60	112	A	Charlotte	49 66		
				45	H	Indiana	64 94	94	A	SMU	51 65	112	H	Charlotte	63 78		
				50	A	Little Rock	44 55					118	A	Old Dominion	47 62		
												118	H	Old Dominion	65 55		
												124	A	Southern Miss.	48 70		
												124	H	Southern Miss.	75 62		
												129	A	Arizona	62 58		
												143	A	Louisiana Tech	49 65		
												143	H	Louisiana Tech	65 72		
												148	H	Texas St.	58 59		
												150	H	Iona	66 55		
												151	A	Tulsa	58 63		
												154	A	Missouri St.	54 63		
												158	N	Omaha	57 85		
												162	A	Rice	77 69		
												162	H	Rice	49 51		
												180	A	UAB	59 58		
												196	A	UTSA	58 55		
												224	N	UTRGV	69 74		
												303	A	UTEP	76 69		
												305	H	FIU	69 49		
												330	H	Incarnate Word	84 61		
												337	H	Fla. Atlantic	79 57		
LAST 12 Division I GAMES:																	
				42	H	Western Ky.	55 75	337	H	Fla. Atlantic	79 57						
				124	A	Southern Miss.	48 70	162	A	Rice	77 69						
				143	A	Louisiana Tech	49 65	118	A	Old Dominion	47 62						
				196	A	UTSA	58 55	112	A	Charlotte	49 66						
				303	A	UTEP	76 69	143	H	Louisiana Tech	65 72						
				305	H	FIU	69 49	124	H	Southern Miss.	75 62						

Non-Div I Games:

North Texas

■ Loss, 
 ■ Non-Conf, 
 ■ S Site, 
 ■ Home 
 ■ A Away 
 N Neutral

Average RPI Win: 209		WON-LOST	WINNING	LAST 10	STRENGTH OF	OPP. STRENGTH	TEAM	ADJ.	CONF.	ADJ CONF.
Average RPI Loss: 89		RECORD	PCT. RANK	GAMES	SCHEDULE	OF SCHEDULE	RPI	RPI	RPI	RPI
DIV. I ONLY		12- 18	231	5- 5	61	95	153	153	9	9
DIV. I NON-CONF.		4- 8	230	0- 0	60	119	172	172	8	8
TOTALS	RPI 1-25		RPI 26-50		W-L RECORDS		RPI 51-100		RPI 101-150	RPI 150+
12- 18	0- 1		0- 6		OVERALL		0- 4		1- 5	11- 2
7- 6	0- 0		0- 2		HOME		0- 2		1- 2	6- 0
5- 9	0- 0		0- 4		AWAY		0- 1		0- 3	5- 1
0- 3	0- 1		0- 0		NEUTRAL		0- 1		0- 0	0- 1
4- 8	0- 1		0- 2		NON-CONFERENCE		0- 2		0- 2	4- 1
2- 2	0- 0		0- 0		HOME		0- 1		0- 1	2- 0
2- 3	0- 0		0- 2		AWAY		0- 0		0- 1	2- 0
0- 3	0- 1		0- 0		NEUTRAL		0- 1		0- 0	0- 1
8- 10	0- 0		0- 4		CONFERENCE		0- 2		1- 3	7- 1
5- 4	0- 0		0- 2		HOME		0- 1		1- 1	4- 0
3- 6	0- 0		0- 2		AWAY		0- 1		0- 2	3- 1
0- 0	0- 0		0- 0		NEUTRAL		0- 0		0- 0	0- 0

RPI 1-25				RPI 26-50				RPI 51-100				RPI 101+ Team's RPI: 153			
RPI	S	Opponent	Score	RPI	S	Opponent	Score	RPI	S	Opponent	Score	RPI	S	Opponent	Score
8	N	Stanford	45 74	28	A	Elon	58 70	67	H	New Hampshire	63 66	120	H	St. Mary's (CA)	53 77
				28	H	Elon	65 76	76	N	Purdue	54 79	130	A	William & Mary	58 60
				38	A	Quinnipiac	59 76	78	A	Drexel	51 74	130	H	William & Mary	54 68
				41	A	James Madison	54 74	78	H	Drexel	33 63	133	A	Delaware	53 65
				41	H	James Madison	49 67					133	H	Delaware	50 41
				46	A	Michigan St.	44 78					139	A	Maine	49 68
												168	H	Siena	61 50
												189	A	Hofstra	53 51
												189	H	Hofstra	52 46
												191	N	Wichita St.	73 87
												202	A	Towson	63 51
												202	H	Towson	72 64
												209	A	Col. of Charleston	86 75
												209	H	Col. of Charleston	61 44
												220	H	Boston U.	78 59
												225	A	UNCW	63 68
												225	H	UNCW	55 47
												248	A	Canisius	83 59
												308	A	Denver	72 69
LAST 12 Division I GAMES:															
				189	H	Hofstra	52 46	28	A	Elon	58 70				
				225	A	UNCW	63 68	41	H	James Madison	49 67				
				209	A	Col. of Charleston	86 75	130	H	William & Mary	54 68				
				202	A	Towson	63 51	78	A	Drexel	51 74				
				133	H	Delaware	50 41	28	H	Elon	65 76				
				209	H	Col. of Charleston	61 44	225	H	UNCW	55 47				

Non-Div I Games:

Northeastern

■ Loss, ■ Non-Conf, S Site, H Home A Away N Neutral

## Northern Ariz.

## Through Games Of March 2, 2017

Average RPI Win:	256	WON-LOST	WINNING	LAST 10	STRENGTH OF	OPP. STRENGTH	TEAM	ADJ.	CONF.	ADJ CONF.
Average RPI Loss:	180	RECORD	PCT. RANK	GAMES	SCHEDULE	OF SCHEDULE	RPI	RPI	RPI	RPI
DIV. I ONLY	8- 19	281	3- 7	226	283	290	290	20	20	
DIV. I NON-CONF.	3- 7	250	0- 0	228	338	287	287	18	18	
TOTALS	RPI 1-25	RPI 26-50	W-L RECORDS	RPI 51-100	RPI 101-150	RPI 150+				
8- 19	0- 0	0- 0	OVERALL	0- 2	2- 7	6- 10				
5- 8	0- 0	0- 0	HOME	0- 0	1- 4	4- 4				
3- 11	0- 0	0- 0	AWAY	0- 2	1- 3	2- 6				
0- 0	0- 0	0- 0	NEUTRAL	0- 0	0- 0	0- 0				
3- 7	0- 0	0- 0	NON-CONFERENCE	0- 1	0- 2	3- 4				
2- 2	0- 0	0- 0	HOME	0- 0	0- 1	2- 1				
1- 5	0- 0	0- 0	AWAY	0- 1	0- 1	1- 3				
0- 0	0- 0	0- 0	NEUTRAL	0- 0	0- 0	0- 0				
5- 12	0- 0	0- 0	CONFERENCE	0- 1	2- 5	3- 6				
3- 6	0- 0	0- 0	HOME	0- 0	1- 3	2- 3				
2- 6	0- 0	0- 0	AWAY	0- 1	1- 2	1- 3				
0- 0	0- 0	0- 0	NEUTRAL	0- 0	0- 0	0- 0				

RPI 1-25			RPI 26-50			RPI 51-100			RPI 101+ Team's RPI: 290		
RPI	S	Opponent	Score	RPI	S	Opponent	Score	RPI	S	Opponent	Score
								74	A	Utah	65 78
								80	A	Montana St.	69 86
								108	A	North Dakota	69 88
								108	H	North Dakota	78 80
								124	A	Northern Colo.	64 75
								124	H	Northern Colo.	66 69
								134	A	Lamar University	60 75
								138	H	Eastern Wash.	56 47
								140	A	Idaho	76 61
								140	H	Idaho	80 91
								147	H	New Mexico St.	68 79
								157	H	Idaho St.	51 64
								159	H	CSUN	79 83
								229	A	Grand Canyon	65 76
								235	A	UC Santa Barbara	51 60
								245	A	Portland St.	55 56
								245	H	Portland St.	73 74
								251	H	Weber St.	64 75
								258	A	Cal Poly	53 58
								281	A	Sacramento St.	76 82
								281	H	Sacramento St.	91 88
								283	A	Southern Utah	77 68
								283	H	Southern Utah	77 65
								303	A	UTEP	65 51
								308	H	Denver	82 67
								311	H	Youngstown St.	70 49
								328	A	Montana	59 60
LAST 12 Division I GAMES:											
								140	A	Idaho	76 61
								251	H	Weber St.	64 75
								245	H	Portland St.	73 74
								157	H	Idaho St.	51 64
								108	A	North Dakota	69 88
								124	A	Northern Colo.	64 75
								140	H	Idaho	80 91
								138	H	Eastern Wash.	56 47
								281	H	Sacramento St.	91 88
								283	A	Southern Utah	77 68
								283	H	Southern Utah	77 65
								303	A	UTEP	65 51
								308	H	Denver	82 67
								311	H	Youngstown St.	70 49
								328	A	Montana	59 60

Non-Div I Games: Antelope Valley 109 60

Northern Ariz.

■ Loss, 
 ■ Non-Conf, S Site, 
 ■ Home 
 ■ Away 
 N Neutral

## Northern Colo.

## Through Games Of March 2, 2017

Average RPI Win:	240	WON-LOST	WINNING	LAST 10	STRENGTH OF	OPP. STRENGTH	TEAM	ADJ.	CONF.	ADJ CONF.
Average RPI Loss:	111	RECORD	PCT. RANK	GAMES	SCHEDULE	OF SCHEDULE	RPI	RPI	RPI	RPI
DIV. I ONLY	20- 7	49	6- 4	275	222	124	124	20	20	
DIV. I NON-CONF.	7- 3	83	0- 0	277	183	127	127	18	18	
TOTALS	RPI 1-25	RPI 26-50	W-L RECORDS	RPI 51-100	RPI 101-150	RPI 150+				
20- 7	0- 0	0- 1	OVERALL	1- 1	2- 4	17- 1				
10- 3	0- 0	0- 0	HOME	1- 1	1- 1	8- 1				
9- 4	0- 0	0- 1	AWAY	0- 0	1- 3	8- 0				
1- 0	0- 0	0- 0	NEUTRAL	0- 0	0- 0	1- 0				
7- 3	0- 0	0- 1	NON-CONFERENCE	0- 1	1- 1	6- 0				
3- 1	0- 0	0- 0	HOME	0- 1	1- 0	2- 0				
3- 2	0- 0	0- 1	AWAY	0- 0	0- 1	3- 0				
1- 0	0- 0	0- 0	NEUTRAL	0- 0	0- 0	1- 0				
13- 4	0- 0	0- 0	CONFERENCE	1- 0	1- 3	11- 1				
7- 2	0- 0	0- 0	HOME	1- 0	0- 1	6- 1				
6- 2	0- 0	0- 0	AWAY	0- 0	1- 2	5- 0				
0- 0	0- 0	0- 0	NEUTRAL	0- 0	0- 0	0- 0				

RPI S	Opponent	Score	RPI S	Opponent	Score	RPI S	Opponent	Score	RPI S	Opponent	Score	Team's RPI: 124
48	A Colorado St.	47 58	80	H Montana St.	66 58	103	H FGCU	77 74	108	A North Dakota	68 75	
			100	H Colorado	62 83	108	H North Dakota	51 57	120	A St. Mary's (CA)	65 75	
						138	A Eastern Wash.	61 67	140	A Idaho	71 67	
						157	A Idaho St.	77 62	157	H Idaho St.	58 68	
						196	A UTSA	73 66	215	H San Diego	54 51	
						244	A Pacific	60 56	245	A Portland St.	57 50	
						245	H Portland St.	91 62	251	A Weber St.	88 79	
						251	H Weber St.	86 62	281	H Sacramento St.	95 88	
						283	A Southern Utah	83 53	283	H Southern Utah	74 55	
						289	N Eastern Mich.	58 57	290	A Northern Ariz.	69 66	
						290	H Northern Ariz.	75 64	308	H Denver	68 48	
						323	A Air Force	71 44	328	H Montana	65 46	
LAST 12 Division I GAMES:												
245	A Portland St.	57 50	108	H North Dakota	51 57							
108	A North Dakota	68 75	283	H Southern Utah	74 55							
157	H Idaho St.	58 68	290	H Northern Ariz.	75 64							
251	H Weber St.	86 62	251	A Weber St.	88 79							
138	A Eastern Wash.	61 67	157	A Idaho St.	77 62							
140	A Idaho	71 67	80	H Montana St.	66 58							

Non-Div I Games: Colo. Christian 90 47

Northern Colo.

■ Loss, 
 ■ Non-Conf, S Site, 
 ■ Home 
 ■ Away 
 N Neutral

Average RPI Win:	205	WON-LOST	WINNING	LAST 10	STRENGTH OF	OPP. STRENGTH	TEAM	ADJ.	CONF.	ADJ CONF.
Average RPI Loss:	78	RECORD	PCT. RANK	GAMES	SCHEDULE	OF SCHEDULE	RPI	RPI	RPI	RPI
DIV. I ONLY	19- 9	80	6- 4	130	123	88	88	10	10	
DIV. I NON-CONF.	7- 4	114	0- 0	244	197	123	123	11	11	
TOTALS	RPI 1-25	RPI 26-50	W-L RECORDS	RPI 51-100	RPI 101-150	RPI 150+				
19- 9	0- 0	0- 4	OVERALL	3- 3	3- 1	13- 1				
9- 4	0- 0	0- 1	HOME	1- 1	1- 1	7- 1				
10- 4	0- 0	0- 1	AWAY	2- 1	2- 0	6- 0				
0- 1	0- 0	0- 0	NEUTRAL	0- 1	0- 0	0- 0				
7- 4	0- 0	0- 2	NON-CONFERENCE	0- 2	0- 0	7- 0				
4- 0	0- 0	0- 0	HOME	0- 0	0- 0	4- 0				
3- 3	0- 0	0- 2	AWAY	0- 1	0- 0	3- 0				
0- 1	0- 0	0- 0	NEUTRAL	0- 1	0- 0	0- 0				
12- 5	0- 0	0- 2	CONFERENCE	3- 1	3- 1	6- 1				
5- 4	0- 0	0- 1	HOME	1- 1	1- 1	3- 1				
7- 1	0- 0	0- 1	AWAY	2- 0	2- 0	3- 0				
0- 0	0- 0	0- 0	NEUTRAL	0- 0	0- 0	0- 0				

RPI 1-25				RPI 26-50				RPI 51-100				Team's RPI: 88				RPI 101+			
RPI	S	Opponent	Score	RPI	S	Opponent	Score	RPI	S	Opponent	Score	RPI	S	Opponent	Score	RPI	S	Opponent	Score
				26	A	Drake	86 95	54	H	Ohio	88 80	105	A	Kent St.	98 97				
				37	A	Central Mich.	86 109	61	N	South Dakota	83 97	105	H	Kent St.	93 72				
				37	H	Central Mich.	94 109	69	A	Western Ill.	79 83	114	A	Ball St.	101 96				
				49	A	Iowa St.	89 97	70	A	Toledo	77 73	114	H	Ball St.	84 92				
								70	H	Toledo	75 79	155	H	Milwaukee	114 104				
								92	A	Buffalo	89 80	184	H	Western Mich.	67 62				
												198	H	SIUE	97 78				
												234	A	Bradley	81 51				
												238	A	Bowling Green	89 76				
												239	A	Miami (OH)	63 61				
												239	H	Miami (OH)	89 76				
												242	H	Akron	55 84				
												289	A	Eastern Mich.	81 71				
												289	H	Eastern Mich.	85 73				
												312	H	Illinois St.	108 66				
												315	A	UMKC	86 75				
												322	A	Loyola Chicago	90 70				
												340	H	Chicago St.	94 85				
LAST 12 Division I GAMES:																			
				70	H	Toledo	75 79	37	H	Central Mich.	94 109								
				289	A	Eastern Mich.	81 71	184	H	Western Mich.	67 62								
				37	A	Central Mich.	86 109	114	A	Ball St.	101 96								
				114	H	Ball St.	84 92	105	H	Kent St.	93 72								
				239	A	Miami (OH)	63 61	239	H	Miami (OH)	89 76								
				92	A	Buffalo	89 80	242	H	Akron	55 84								

Non-Div I Games:

Northern Ill.

Average RPI Win:	257	WON-LOST	WINNING	LAST 10	STRENGTH OF	OPP. STRENGTH	TEAM	ADJ.	CONF.	ADJ CONF.
Average RPI Loss:	167	RECORD	PCT. RANK	GAMES	SCHEDULE	OF SCHEDULE	RPI	RPI	RPI	RPI
DIV. I ONLY	8- 21	290	2- 8	181	270	285	285	19	19	
DIV. I NON-CONF.	3- 8	262	0- 0	179	312	278	278	21	21	
TOTALS	RPI 1-25	RPI 26-50	W-L RECORDS	RPI 51-100	RPI 101-150	RPI 150+				
8- 21	0- 0	0- 3	OVERALL	0- 2	1- 4	7- 12				
4- 9	0- 0	0- 1	HOME	0- 1	0- 2	4- 5				
2- 11	0- 0	0- 1	AWAY	0- 1	0- 2	2- 5				
2- 1	0- 0	0- 0	NEUTRAL	0- 0	1- 0	1- 1				
3- 8	0- 0	0- 1	NON-CONFERENCE	0- 2	1- 0	2- 5				
1- 3	0- 0	0- 0	HOME	0- 1	0- 0	1- 2				
0- 4	0- 0	0- 1	AWAY	0- 1	0- 0	0- 2				
2- 1	0- 0	0- 0	NEUTRAL	0- 0	1- 0	1- 1				
5- 13	0- 0	0- 2	CONFERENCE	0- 0	0- 4	5- 7				
3- 6	0- 0	0- 1	HOME	0- 0	0- 2	3- 3				
2- 7	0- 0	0- 1	AWAY	0- 0	0- 2	2- 4				
0- 0	0- 0	0- 0	NEUTRAL	0- 0	0- 0	0- 0				

RPI S	Opponent	Score	RPI S	Opponent	Score	RPI S	Opponent	Score	RPI S	Opponent	Score	Team's RPI: 285
29	A Green Bay	39 70	29	H Green Bay	37 74	54	A Ohio	41 58	124	N Southern Miss.	58 53	
45	A Indiana	49 100				97	H Stetson	45 54	135	A Wright St.	47 67	
									135	H Wright St.	63 70	
									145	A Oakland	66 86	
									145	H Oakland	47 61	
									155	A Milwaukee	44 72	
									155	H Milwaukee	72 51	
									161	A Detroit Mercy	49 57	
									161	H Detroit Mercy	53 55	
									181	A Cleveland St.	58 77	
									181	H Cleveland St.	54 58	
									203	H ETSU	62 56	
									218	A Indiana St.	38 58	
									239	H Miami (OH)	50 60	
									245	N Portland St.	54 77	
									262	H Murray St.	69 72	
									280	A Tennessee Tech	40 55	
									304	A Valparaiso	70 55	
									304	H Valparaiso	32 41	
									311	A Youngstown St.	73 77	
									311	H Youngstown St.	87 81	
									320	N Arkansas St.	83 78	
									321	A Ill.-Chicago	58 37	
									321	H Ill.-Chicago	66 49	
LAST 12 Division I GAMES:												
29	H Green Bay	37 74	321	H Ill.-Chicago	66 49							
155	H Milwaukee	72 51	135	A Wright St.	47 67							
145	A Oakland	66 86	161	H Detroit Mercy	53 55							
181	A Cleveland St.	58 77	145	H Oakland	47 61							
311	A Youngstown St.	73 77	321	A Ill.-Chicago	58 37							
304	H Valparaiso	32 41	304	A Valparaiso	70 55							

Non-Div I Games: Ind.-East 66 46

Northern Ky.

Loss, Non-Conf, S Site, H Home A Away N Neutral



## Northwestern

## Through Games Of March 2, 2017

Average RPI Win:	167	WON-LOST	WINNING	LAST 10	STRENGTH OF	OPP. STRENGTH	TEAM	ADJ.	CONF.	ADJ CONF.
Average RPI Loss:	50	RECORD	PCT. RANK	GAMES	SCHEDULE	OF SCHEDULE	RPI	RPI	RPI	RPI
DIV. I ONLY	20- 10	88	5- 5	94	74	62	62	6	6	
DIV. I NON-CONF.	11- 2	23	0- 0	171	180	46	46	6	6	
TOTALS	RPI 1-25	RPI 26-50	W-L RECORDS	RPI 51-100	RPI 101-150	RPI 150+				
20- 10	0- 3	2- 2	OVERALL	4- 5	0- 0	14- 0				
15- 2	0- 1	2- 0	HOME	3- 1	0- 0	10- 0				
4- 8	0- 2	0- 2	AWAY	0- 4	0- 0	4- 0				
1- 0	0- 0	0- 0	NEUTRAL	1- 0	0- 0	0- 0				
11- 2	0- 1	0- 0	NON-CONFERENCE	2- 1	0- 0	9- 0				
9- 0	0- 0	0- 0	HOME	2- 0	0- 0	7- 0				
2- 2	0- 1	0- 0	AWAY	0- 1	0- 0	2- 0				
0- 0	0- 0	0- 0	NEUTRAL	0- 0	0- 0	0- 0				
9- 8	0- 2	2- 2	CONFERENCE	2- 4	0- 0	5- 0				
6- 2	0- 1	2- 0	HOME	1- 1	0- 0	3- 0				
2- 6	0- 1	0- 2	AWAY	0- 3	0- 0	2- 0				
1- 0	0- 0	0- 0	NEUTRAL	1- 0	0- 0	0- 0				

RPI 1-25				RPI 26-50				RPI 51-100 Team's RPI: 62				RPI 101+			
RPI	S	Opponent	Score	RPI	S	Opponent	Score	RPI	S	Opponent	Score	RPI	S	Opponent	Score
15	A	DePaul	66 89	39	A	Michigan	54 80	51	H	Virginia	69 60	152	H	Oral Roberts	64 55
20	A	Maryland	65 96	45	A	Indiana	38 66	57	A	Iowa	59 78	154	H	Missouri St.	75 52
24	H	Ohio St.	87 94	45	H	Indiana	80 67	57	N	Iowa	78 73	155	A	Milwaukee	65 63
				46	H	Michigan St.	76 65	66	A	Minnesota	61 71	163	A	Santa Clara	87 75
								75	A	Gonzaga	56 67	172	H	Hampton	67 48
								76	A	Purdue	59 61	197	A	Nebraska	62 58
								76	H	Purdue	76 60	205	H	Illinois	66 53
								79	H	Florida	73 68	212	H	Wisconsin	63 43
								85	H	Penn St.	58 74	223	A	Rutgers	55 37
												223	H	Rutgers	60 38
												226	H	UT Martin	82 59
												250	H	Evansville	88 66
												321	H	Ill.-Chicago	88 44
												340	H	Chicago St.	75 42
LAST 12 Division I GAMES:															
				57	N	Iowa	78 73	45	A	Indiana	38 66				
				66	A	Minnesota	61 71	85	H	Penn St.	58 74				
				76	A	Purdue	59 61	212	H	Wisconsin	63 43				
				223	H	Rutgers	60 38	223	A	Rutgers	55 37				
				205	H	Illinois	66 53	39	A	Michigan	54 80				
				57	A	Iowa	59 78	46	H	Michigan St.	76 65				

Non-Div I Games:

Northwestern

■ Loss, 
 ■ Non-Conf, S Site, 
 ■ Home 
 ■ Away 
 N Neutral

Average RPI Win:	290	WON-LOST	WINNING	LAST 10	STRENGTH OF	OPP. STRENGTH	TEAM	ADJ.	CONF.	ADJ CONF.
Average RPI Loss:	181	RECORD	PCT. RANK	GAMES	SCHEDULE	OF SCHEDULE	RPI	RPI	RPI	RPI
DIV. I ONLY	9- 15	247	4- 6	310	281	293	293	27	27	
DIV. I NON-CONF.	2- 5	259	0- 0	245	139	300	300	27	27	
TOTALS	RPI 1-25	RPI 26-50	W-L RECORDS	RPI 51-100	RPI 101-150	RPI 150+				
9- 15	0- 2	0- 0	OVERALL	1- 1	0- 5	8- 7				
8- 3	0- 0	0- 0	HOME	1- 0	0- 1	7- 2				
1- 12	0- 2	0- 0	AWAY	0- 1	0- 4	1- 5				
0- 0	0- 0	0- 0	NEUTRAL	0- 0	0- 0	0- 0				
2- 5	0- 2	0- 0	NON-CONFERENCE	0- 0	0- 1	2- 2				
2- 1	0- 0	0- 0	HOME	0- 0	0- 0	2- 1				
0- 4	0- 2	0- 0	AWAY	0- 0	0- 1	0- 1				
0- 0	0- 0	0- 0	NEUTRAL	0- 0	0- 0	0- 0				
7- 10	0- 0	0- 0	CONFERENCE	1- 1	0- 4	6- 5				
6- 2	0- 0	0- 0	HOME	1- 0	0- 1	5- 1				
1- 8	0- 0	0- 0	AWAY	0- 1	0- 3	1- 4				
0- 0	0- 0	0- 0	NEUTRAL	0- 0	0- 0	0- 0				

RPI 1-25				RPI 26-50				RPI 51-100				RPI 101+ Team's RPI: 293			
RPI	S	Opponent	Score	RPI	S	Opponent	Score	RPI	S	Opponent	Score	RPI	S	Opponent	Score
5	A	Mississippi St.	30 106					91	A	SFA	67 80	101	A	Central Ark.	43 76
13	A	Texas	39 86					91	H	SFA	76 72	106	A	Abilene Christian	57 79
												106	H	Abilene Christian	74 75
												134	A	Lamar University	60 73
												144	A	Memphis	38 54
												169	A	Arkansas	36 65
												213	H	New Orleans	95 93
												287	A	McNeese	52 68
												287	H	McNeese	63 68
												288	A	A&M-Corpus Christi	51 60
												294	H	Nicholls St.	75 58
												316	H	Mississippi Val.	64 68
												329	A	Southeastern La.	58 69
												329	H	Southeastern La.	89 71
												330	A	Incarinate Word	76 74
												335	H	La.-Monroe	67 65
												336	H	Jackson St.	83 65
												339	H	Houston Baptist	75 54
												342	A	Sam Houston St.	73 92
												342	H	Sam Houston St.	78 51
LAST 12 Division I GAMES:															
				91	A	SFA	67 80					339	H	Houston Baptist	75 54
				213	H	New Orleans	95 93					91	H	SFA	76 72
				342	A	Sam Houston St.	73 92					134	A	Lamar University	60 73
				106	H	Abilene Christian	74 75					329	A	Southeastern La.	58 69
				329	H	Southeastern La.	89 71					287	A	McNeese	52 68
				106	A	Abilene Christian	57 79					342	H	Sam Houston St.	78 51

Non-Div I Games: LeTourneau 80 68 Louisiana Col. 113 65 LSU-Alexandria 97 76 Central Baptist 93 42 Northwestern St.

Average RPI Win:	82	WON-LOST	WINNING	LAST 10	STRENGTH OF	OPP. STRENGTH	TEAM	ADJ.	CONF.	ADJ CONF.
Average RPI Loss:	19	RECORD	PCT. RANK	GAMES	SCHEDULE	OF SCHEDULE	RPI	RPI	RPI	RPI
DIV. I ONLY	27- 3	4	10- 0	3	5	2	2	3	3	
DIV. I NON-CONF.	12- 2	21	0- 1	2	3	2	2	4	4	
TOTALS	RPI 1-25	RPI 26-50		W-L RECORDS		RPI 51-100	RPI 101-150	RPI 150+		
27- 3	6- 2	4- 1		OVERALL		8- 0	5- 0	4- 0		
14- 1	4- 1	2- 0		HOME		3- 0	2- 0	3- 0		
12- 2	2- 1	2- 1		AWAY		5- 0	2- 0	1- 0		
1- 0	0- 0	0- 0		NEUTRAL		0- 0	1- 0	0- 0		
12- 2	2- 2	3- 0		NON-CONFERENCE		3- 0	3- 0	1- 0		
6- 1	1- 1	2- 0		HOME		0- 0	2- 0	1- 0		
5- 1	1- 1	1- 0		AWAY		3- 0	0- 0	0- 0		
1- 0	0- 0	0- 0		NEUTRAL		0- 0	1- 0	0- 0		
15- 1	4- 0	1- 1		CONFERENCE		5- 0	2- 0	3- 0		
8- 0	3- 0	0- 0		HOME		3- 0	0- 0	2- 0		
7- 1	1- 0	1- 1		AWAY		2- 0	2- 0	1- 0		
0- 0	0- 0	0- 0		NEUTRAL		0- 0	0- 0	0- 0		

RPI 1-25				Team's RPI: 2		RPI 26-50				RPI 51-100				RPI 101+			
RPI	S	Opponent	Score	RPI	S	Opponent	Score	RPI	S	Opponent	Score	RPI	S	Opponent	Score		
1	H	UConn	61 72	29	H	Green Bay	71 67	51	H	Virginia	82 74	109	A	Clemson	84 80		
7	H	Washington	71 60	30	A	Syracuse	85 80	55	A	Georgia Tech	55 38	116	A	North Carolina	77 55		
9	H	Duke	62 58	35	A	North Carolina St.	62 70	55	H	Georgia Tech	90 69	119	H	Fordham	67 36		
11	H	Florida St.	79 61	37	H	Central Mich.	107 47	57	A	Iowa	73 58	146	N	Louisiana	91 51		
12	H	Louisville	85 66	46	A	Michigan St.	79 61	70	A	Toledo	85 68	149	H	TCU	92 59		
15	A	DePaul	75 61					81	A	Chattanooga	79 58	156	H	Pittsburgh	86 54		
16	A	Miami (FL)	67 55					82	H	Wake Forest	92 72	173	A	Boston College	80 69		
22	A	Tennessee	69 71					98	A	Virginia Tech	76 59	173	H	Boston College	82 45		
												304	H	Valparaiso	114 54		

## Oakland

Through Games Of March 2, 2017

Average RPI Win:	262	WON-LOST	WINNING	LAST 10	STRENGTH OF	OPP. STRENGTH	TEAM	ADJ.	CONF.	ADJ CONF.
Average RPI Loss:	98	RECORD	PCT. RANK	GAMES	SCHEDULE	OF SCHEDULE	RPI	RPI	RPI	RPI
DIV. I ONLY	16- 11	119	8- 2	227	198	145	145	19	19	
DIV. I NON-CONF.	4- 5	198	0- 0	240	99	190	190	21	21	
TOTALS	RPI 1-25	RPI 26-50	W-L RECORDS	RPI 51-100	RPI 101-150	RPI 150+				
16- 11	0- 0	1- 5	OVERALL	0- 0	0- 3	15- 3				
8- 4	0- 0	1- 0	HOME	0- 0	0- 2	7- 2				
8- 7	0- 0	0- 5	AWAY	0- 0	0- 1	8- 1				
0- 0	0- 0	0- 0	NEUTRAL	0- 0	0- 0	0- 0				
4- 5	0- 0	0- 4	NON-CONFERENCE	0- 0	0- 1	4- 0				
2- 1	0- 0	0- 0	HOME	0- 0	0- 1	2- 0				
2- 4	0- 0	0- 4	AWAY	0- 0	0- 0	2- 0				
0- 0	0- 0	0- 0	NEUTRAL	0- 0	0- 0	0- 0				
12- 6	0- 0	1- 1	CONFERENCE	0- 0	0- 2	11- 3				
6- 3	0- 0	1- 0	HOME	0- 0	0- 1	5- 2				
6- 3	0- 0	0- 1	AWAY	0- 0	0- 1	6- 1				
0- 0	0- 0	0- 0	NEUTRAL	0- 0	0- 0	0- 0				

RPI 1-25				RPI 26-50				RPI 51-100				RPI 101+ Team's RPI: 145			
RPI	S	Opponent	Score	RPI	S	Opponent	Score	RPI	S	Opponent	Score	RPI	S	Opponent	Score
				29	A	Green Bay	47 89					114	H	Ball St.	59 66
				29	H	Green Bay	74 71					135	A	Wright St.	66 84
				37	A	Central Mich.	67 70					135	H	Wright St.	61 73
				39	A	Michigan	63 101					155	A	Milwaukee	75 73
				45	A	Indiana	59 84					155	H	Milwaukee	77 63
				46	A	Michigan St.	74 81					161	A	Detroit Mercy	61 71
												161	H	Detroit Mercy	71 80
												181	A	Cleveland St.	93 79
												181	H	Cleveland St.	62 74
												269	H	Vermont	79 55
												285	A	Northern Ky.	61 47
												285	H	Northern Ky.	86 66
												300	H	North Dakota St.	95 66
												304	A	Valparaiso	98 60
												304	H	Valparaiso	104 63
												311	A	Youngstown St.	80 58
												311	H	Youngstown St.	80 54
												318	A	Fort Wayne	82 61
												321	A	Ill.-Chicago	78 50
												321	H	Ill.-Chicago	81 58
												340	A	Chicago St.	80 60
LAST 12 Division I GAMES:															
				181	A	Cleveland St.	93 79					155	H	Milwaukee	77 63
				311	A	Youngstown St.	80 58					29	H	Green Bay	74 71
				285	H	Northern Ky.	86 66					135	A	Wright St.	66 84
				321	A	Ill.-Chicago	78 50					285	A	Northern Ky.	61 47
				304	A	Valparaiso	98 60					311	H	Youngstown St.	80 54
				161	A	Detroit Mercy	61 71					181	H	Cleveland St.	62 74

Non-Div I Games: Concordia (MI) 99 32 Marygrove 126 31

Oakland

Loss, Non-Conf, S Site, H Home A Away N Neutral

Average RPI Win:	186	WON-LOST	WINNING	LAST 10	STRENGTH OF	OPP. STRENGTH	TEAM	ADJ.	CONF.	ADJ CONF.
Average RPI Loss:	99	RECORD	PCT. RANK	GAMES	SCHEDULE	OF SCHEDULE	RPI	RPI	RPI	RPI
DIV. I ONLY	20- 8	62	6- 4	103	126	54	54	10	10	
DIV. I NON-CONF.	9- 2	37	0- 0	176	223	52	52	11	11	
TOTALS	RPI 1-25	RPI 26-50	W-L RECORDS	RPI 51-100	RPI 101-150	RPI 150+				
20- 8	0- 0	0- 3	OVERALL	5- 2	2- 2	13- 1				
12- 2	0- 0	0- 1	HOME	2- 0	1- 1	9- 0				
8- 6	0- 0	0- 2	AWAY	3- 2	1- 1	4- 1				
0- 0	0- 0	0- 0	NEUTRAL	0- 0	0- 0	0- 0				
9- 2	0- 0	0- 1	NON-CONFERENCE	2- 0	1- 0	6- 1				
6- 0	0- 0	0- 0	HOME	0- 0	1- 0	5- 0				
3- 2	0- 0	0- 1	AWAY	2- 0	0- 0	1- 1				
0- 0	0- 0	0- 0	NEUTRAL	0- 0	0- 0	0- 0				
11- 6	0- 0	0- 2	CONFERENCE	3- 2	1- 2	7- 0				
6- 2	0- 0	0- 1	HOME	2- 0	0- 1	4- 0				
5- 4	0- 0	0- 1	AWAY	1- 2	1- 1	3- 0				
0- 0	0- 0	0- 0	NEUTRAL	0- 0	0- 0	0- 0				

RPI S	Opponent	Score	RPI S	Opponent	Score	RPI S	Opponent	Score	RPI S	Opponent	Score
37	A Central Mich.	59 64	37	H Central Mich.	64 70	60	A IUPUI	71 65	105	A Kent St.	77 83
39	A Michigan	46 69				70	A Toledo	64 55	105	H Kent St.	65 68
						70	H Toledo	61 55	114	A Ball St.	72 68
						77	A Middle Tenn.	73 52	137	H Duquesne	64 46
						88	A Northern Ill.	80 88	184	H Western Mich.	80 67
						92	A Buffalo	54 65	205	H Illinois	80 68
						92	H Buffalo	83 55	210	H Binghamton	63 55
									226	H UT Martin	72 55
									238	A Bowling Green	69 58
									238	H Bowling Green	79 68
									239	A Miami (OH)	79 62
									239	H Miami (OH)	77 63
									242	A Akron	85 69
									243	A High Point	76 48
									262	H Murray St.	79 70
									285	H Northern Ky.	58 41
									289	H Eastern Mich.	68 51
									292	A N.C. A&T	57 63
LAST 12 Division I GAMES:											
238	H Bowling Green	79 68	70	H Toledo	61 55						
239	H Miami (OH)	77 63	37	A Central Mich.	59 64						
92	A Buffalo	54 65	239	A Miami (OH)	79 62						
105	A Kent St.	77 83	184	H Western Mich.	80 67						
37	H Central Mich.	64 70	289	H Eastern Mich.	68 51						
114	A Ball St.	72 68	70	A Toledo	64 55						

Non-Div I Games:

Ohio

Average RPI Win: 149		WON-LOST	WINNING	LAST 10	STRENGTH OF	OPP. STRENGTH	TEAM	ADJ.	CONF.	ADJ CONF.
Average RPI Loss: 14		RECORD	PCT. RANK	GAMES	SCHEDULE	OF SCHEDULE	RPI	RPI	RPI	RPI
DIV. I ONLY		25- 5	12	10- 0	63	52	24	24	6	6
DIV. I NON-CONF.		10- 4	80	0- 0	45	62	63	63	6	6
TOTALS		RPI 1-25	RPI 26-50		W-L RECORDS		RPI 51-100	RPI 101-150		RPI 150+
25- 5	1- 4	3- 1		OVERALL		6- 0	2- 0		13- 0	
16- 2	1- 2	1- 0		HOME		3- 0	1- 0		10- 0	
7- 2	0- 1	1- 1		AWAY		3- 0	0- 0		3- 0	
2- 1	0- 1	1- 0		NEUTRAL		0- 0	1- 0		0- 0	
10- 4	0- 4	1- 0		NON-CONFERENCE		0- 0	2- 0		7- 0	
8- 2	0- 2	0- 0		HOME		0- 0	1- 0		7- 0	
0- 1	0- 1	0- 0		AWAY		0- 0	0- 0		0- 0	
2- 1	0- 1	1- 0		NEUTRAL		0- 0	1- 0		0- 0	
15- 1	1- 0	2- 1		CONFERENCE		6- 0	0- 0		6- 0	
8- 0	1- 0	1- 0		HOME		3- 0	0- 0		3- 0	
7- 1	0- 0	1- 1		AWAY		3- 0	0- 0		3- 0	
0- 0	0- 0	0- 0		NEUTRAL		0- 0	0- 0		0- 0	

RPI	S	Opponent	Score	RPI	S	Opponent	Score	RPI	S	Opponent	Score	RPI	S	Opponent	Score
1	A	UConn	63 82	30	N	Syracuse	77 72	57	H	Iowa	88 81	103	N	FGCU	79 66
3	H	South Carolina	80 92	39	H	Michigan	96 87	62	A	Northwestern	94 87	137	H	Duquesne	89 69
4	N	Baylor	68 85	45	A	Indiana	92 82	66	A	Minnesota	88 76	165	H	Cincinnati	80 38
16	H	Miami (FL)	89 94	46	A	Michigan St.	75 94	66	H	Minnesota	87 62	181	H	Cleveland St.	96 78
20	H	Maryland	98 87					76	A	Purdue	61 56	197	A	Nebraska	87 69
								85	H	Penn St.	87 72	197	H	Nebraska	95 75
												200	H	Alabama St.	118 61
												205	H	Illinois	88 64
												212	A	Wisconsin	96 68
												212	H	Wisconsin	70 61
												223	A	Rutgers	73 45
												232	H	Southern U.	108 73
												248	H	Canisius	89 56
												334	H	LIU Brooklyn	113 54
												341	H	Winthrop	88 48
LAST 12 Division I GAMES:															
223	A	Rutgers	73 45	197	H	Nebraska	95 75								
20	H	Maryland	98 87	66	A	Minnesota	88 76								
197	A	Nebraska	87 69	205	H	Illinois	88 64								
57	H	Iowa	88 81	212	H	Wisconsin	70 61								
212	A	Wisconsin	96 68	76	A	Purdue	61 56								
85	H	Penn St.	87 72	46	A	Michigan St.	75 94								

Non-Div I Games:

Ohio St.

■ Loss, 
■ Non-Conf, S Site, 
■ Home 
■ Away 
N Neutral

Average RPI Win:	108	WON-LOST	WINNING	LAST 10	STRENGTH OF	OPP. STRENGTH	TEAM	ADJ.	CONF.	ADJ CONF.
Average RPI Loss:	41	RECORD	PCT. RANK	GAMES	SCHEDULE	OF SCHEDULE	RPI	RPI	RPI	RPI
DIV. I ONLY	22- 8	55	7- 3	21	18	18	18	4	4	
DIV. I NON-CONF.	9- 3	63	0- 0	41	81	43	43	3	3	
TOTALS	RPI 1-25	RPI 26-50	W-L RECORDS	RPI 51-100	RPI 101-150	RPI 150+				
22- 8	2- 5	5- 0	OVERALL	4- 2	4- 0	7- 1				
14- 2	2- 1	4- 0	HOME	2- 0	2- 0	4- 1				
6- 5	0- 4	1- 0	AWAY	2- 1	2- 0	1- 0				
2- 1	0- 0	0- 0	NEUTRAL	0- 1	0- 0	2- 0				
9- 3	0- 1	3- 0	NON-CONFERENCE	1- 1	0- 0	5- 1				
6- 1	0- 0	3- 0	HOME	0- 0	0- 0	3- 1				
1- 1	0- 1	0- 0	AWAY	1- 0	0- 0	0- 0				
2- 1	0- 0	0- 0	NEUTRAL	0- 1	0- 0	2- 0				
13- 5	2- 4	2- 0	CONFERENCE	3- 1	4- 0	2- 0				
8- 1	2- 1	1- 0	HOME	2- 0	2- 0	1- 0				
5- 4	0- 3	1- 0	AWAY	1- 1	2- 0	1- 0				
0- 0	0- 0	0- 0	NEUTRAL	0- 0	0- 0	0- 0				

RPI	S	Opponent	Score	RPI	S	Opponent	Score	RPI	S	Opponent	Score	RPI	S	Opponent	Score
4	A	Baylor	58 92	33	H	South Dakota St.	74 60	52	N	California	74 82	102	A	Texas Tech	64 56
4	H	Baylor	64 103	48	H	Colorado St.	70 55	65	A	West Virginia	73 83	102	H	Texas Tech	66 45
13	A	Texas	68 86	49	A	Iowa St.	67 57	65	H	West Virginia	90 87	149	A	TCU	73 64
13	H	Texas	74 73	49	H	Iowa St.	78 63	68	A	Oklahoma St.	66 60	149	H	TCU	87 72
14	A	Kentucky	68 82	50	H	Little Rock	68 58	68	H	Oklahoma St.	68 62	151	H	Tulsa	85 68
23	A	Kansas St.	71 79					86	A	BYU	68 61	152	H	Oral Roberts	67 74
23	H	Kansas St.	85 80									170	H	Southern Ill.	80 48
												171	A	Kansas	84 54
												171	H	Kansas	89 52
												190	N	Xavier	81 69
												224	H	UTRGV	92 59
												245	N	Portland St.	74 60
LAST 12 Division I GAMES:															
4	H	Baylor	64 103	68	A	Oklahoma St.	66 60								
149	A	TCU	73 64	171	H	Kansas	89 52								
23	A	Kansas St.	71 79	4	A	Baylor	58 92								
13	H	Texas	74 73	49	H	Iowa St.	78 63								
102	A	Texas Tech	64 56	68	H	Oklahoma St.	68 62								
65	H	West Virginia	90 87	13	A	Texas	68 86								

Non-Div I Games:

Oklahoma

■ Loss, 
■ Non-Conf, S Site, 
■ Home 
■ Away 
N Neutral

Average RPI Win:	147	WON-LOST	WINNING	LAST 10	STRENGTH OF	OPP. STRENGTH	TEAM	ADJ.	CONF.	ADJ CONF.
Average RPI Loss:	39	RECORD	PCT. RANK	GAMES	SCHEDULE	OF SCHEDULE	RPI	RPI	RPI	RPI
DIV. I ONLY	16- 13	140	3- 7	36	25	68	68	4	4	
DIV. I NON-CONF.	10- 1	15	0- 0	89	140	19	19	3	3	
TOTALS	RPI 1-25	RPI 26-50	W-L RECORDS	RPI 51-100	RPI 101-150	RPI 150+				
16- 13	0- 9	1- 1	OVERALL	4- 1	4- 1	7- 1				
12- 4	0- 4	1- 0	HOME	3- 0	2- 0	6- 0				
2- 8	0- 4	0- 1	AWAY	1- 1	1- 1	0- 1				
2- 1	0- 1	0- 0	NEUTRAL	0- 0	1- 0	1- 0				
10- 1	0- 1	0- 0	NON-CONFERENCE	3- 0	1- 0	6- 0				
7- 0	0- 0	0- 0	HOME	2- 0	0- 0	5- 0				
1- 0	0- 0	0- 0	AWAY	1- 0	0- 0	0- 0				
2- 1	0- 1	0- 0	NEUTRAL	0- 0	1- 0	1- 0				
6- 12	0- 8	1- 1	CONFERENCE	1- 1	3- 1	1- 1				
5- 4	0- 4	1- 0	HOME	1- 0	2- 0	1- 0				
1- 8	0- 4	0- 1	AWAY	0- 1	1- 1	0- 1				
0- 0	0- 0	0- 0	NEUTRAL	0- 0	0- 0	0- 0				

RPI 1-25				RPI 26-50				RPI 51-100 Team's RPI: 68				RPI 101+			
RPI	S	Opponent	Score	RPI	S	Opponent	Score	RPI	S	Opponent	Score	RPI	S	Opponent	Score
4	A	Baylor	67 89	49	A	Iowa St.	48 61	53	H	UNI	81 57	102	A	Texas Tech	65 70
4	H	Baylor	50 86	49	H	Iowa St.	71 59	65	A	West Virginia	53 79	102	H	Texas Tech	75 62
6	N	Oregon St.	54 73					65	H	West Virginia	67 63	113	N	Long Beach St.	63 57
13	A	Texas	35 66					84	H	Georgia	71 51	149	A	TCU	82 67
13	H	Texas	71 85					95	A	Washington St.	79 72	149	H	TCU	88 70
18	A	Oklahoma	62 68									162	H	Rice	65 51
18	H	Oklahoma	60 66									163	N	Santa Clara	67 53
23	A	Kansas St.	69 74									171	A	Kansas	49 67
23	H	Kansas St.	43 63									171	H	Kansas	74 70
LAST 12 Division I GAMES:															
49	A	Iowa St.	48 61	171	A	Kansas	49 67								
65	H	West Virginia	67 63	18	H	Oklahoma	60 66								
102	H	Texas Tech	75 62	13	H	Texas	71 85								
4	A	Baylor	67 89	23	A	Kansas St.	69 74								
149	H	TCU	88 70	171	H	Kansas	74 70								
65	A	West Virginia	53 79	18	A	Oklahoma	62 68								

Non-Div I Games:

Oklahoma St.

■ Loss, 
 ■ Non-Conf, 
 ■ S Site, 
 ■ H Home 
 ■ A Away 
 N Neutral



Average RPI Win:	221	WON-LOST	WINNING	LAST 10	STRENGTH OF	OPP. STRENGTH	TEAM	ADJ.	CONF.	ADJ CONF.
Average RPI Loss:	84	RECORD	PCT. RANK	GAMES	SCHEDULE	OF SCHEDULE	RPI	RPI	RPI	RPI
DIV. I ONLY	16- 12	129	8- 2	76	154	118	118	14	14	
DIV. I NON-CONF.	5- 6	186	0- 0	55	159	165	165	15	15	
TOTALS	RPI 1-25	RPI 26-50	W-L RECORDS	RPI 51-100	RPI 101-150	RPI 150+				
16- 12	0- 2	0- 4	OVERALL	0- 1	3- 3	13- 2				
10- 4	0- 0	0- 1	HOME	0- 1	1- 2	9- 0				
6- 6	0- 2	0- 1	AWAY	0- 0	2- 1	4- 2				
0- 2	0- 0	0- 2	NEUTRAL	0- 0	0- 0	0- 0				
5- 6	0- 2	0- 2	NON-CONFERENCE	0- 0	1- 1	4- 1				
5- 1	0- 0	0- 0	HOME	0- 0	1- 1	4- 0				
0- 3	0- 2	0- 0	AWAY	0- 0	0- 0	0- 1				
0- 2	0- 0	0- 2	NEUTRAL	0- 0	0- 0	0- 0				
11- 6	0- 0	0- 2	CONFERENCE	0- 1	2- 2	9- 1				
5- 3	0- 0	0- 1	HOME	0- 1	0- 1	5- 0				
6- 3	0- 0	0- 1	AWAY	0- 0	2- 1	4- 1				
0- 0	0- 0	0- 0	NEUTRAL	0- 0	0- 0	0- 0				

RPI 1-25				RPI 26-50				RPI 51-100				RPI 101+ Team's RPI: 118			
RPI	S	Opponent	Score	RPI	S	Opponent	Score	RPI	S	Opponent	Score	RPI	S	Opponent	Score
9	A	Duke	64 92	30	N	Syracuse	66 92	77	H	Middle Tenn.	63 80	112	A	Charlotte	72 70
16	A	Miami (FL)	56 66	42	A	Western Ky.	73 79					112	H	Charlotte	75 86
				42	H	Western Ky.	62 67					124	A	Southern Miss.	69 84
				43	N	Dayton	69 77					130	H	William & Mary	58 69
												141	H	VCU	70 60
												143	A	Louisiana Tech	69 64
												162	A	Rice	59 47
												162	H	Rice	81 66
												172	H	Hampton	61 58
												180	H	UAB	73 61
												183	A	North Texas	55 65
												183	H	North Texas	62 47
												203	A	ETSU	60 70
												221	H	Dartmouth	82 56
												256	A	Marshall	94 85
												256	H	Marshall	73 69
												272	H	Norfolk St.	65 54
												303	H	UTEP	87 68
												305	A	FIU	86 64
												332	H	N.C. Central	83 52
												337	A	Fla. Atlantic	93 73
LAST 12 Division I GAMES:															
303	H	UTEP	87 68	337	A	Fla. Atlantic	93 73								
42	A	Western Ky.	73 79	305	A	FIU	86 64								
256	A	Marshall	94 85	183	H	North Texas	62 47								
112	A	Charlotte	72 70	162	H	Rice	81 66								
180	H	UAB	73 61	112	H	Charlotte	75 86								
77	H	Middle Tenn.	63 80	143	A	Louisiana Tech	69 64								

Non-Div I Games:

Old Dominion

Average RPI Win:	187	WON-LOST	WINNING	LAST 10	STRENGTH OF	OPP. STRENGTH	TEAM	ADJ.	CONF.	ADJ CONF.
Average RPI Loss:	52	RECORD	PCT. RANK	GAMES	SCHEDULE	OF SCHEDULE	RPI	RPI	RPI	RPI
DIV. I ONLY	17- 13	132	4- 6	83	55	122	122	2	2	
DIV. I NON-CONF.	11- 2	23	0- 0	323	280	112	112	2	2	
TOTALS	RPI 1-25	RPI 26-50	W-L RECORDS	RPI 51-100	RPI 101-150	RPI 150+				
17- 13	2- 5	2- 3	OVERALL	2- 2	1- 3	10- 0				
15- 3	2- 1	2- 1	HOME	1- 0	1- 1	9- 0				
1- 9	0- 4	0- 1	AWAY	1- 2	0- 2	0- 0				
1- 1	0- 0	0- 1	NEUTRAL	0- 0	0- 0	1- 0				
11- 2	0- 0	1- 0	NON-CONFERENCE	0- 2	1- 0	9- 0				
10- 0	0- 0	1- 0	HOME	0- 0	1- 0	8- 0				
0- 2	0- 0	0- 0	AWAY	0- 2	0- 0	0- 0				
1- 0	0- 0	0- 0	NEUTRAL	0- 0	0- 0	1- 0				
6- 11	2- 5	1- 3	CONFERENCE	2- 0	0- 3	1- 0				
5- 3	2- 1	1- 1	HOME	1- 0	0- 1	1- 0				
1- 7	0- 4	0- 1	AWAY	1- 0	0- 2	0- 0				
0- 1	0- 0	0- 1	NEUTRAL	0- 0	0- 0	0- 0				

RPI	S	Opponent	Score	RPI	S	Opponent	Score	RPI	S	Opponent	Score	RPI	S	Opponent	Score	Team's RPI: 122
3	A	South Carolina	46 65	32	H	LSU	51 62	65	A	West Virginia	61 66	107	A	Vanderbilt	67 85	
5	A	Mississippi St.	62 73	32	N	LSU	49 65	79	A	Florida	84 75	126	A	Alabama	80 90	
5	H	Mississippi St.	44 66	40	H	Oregon	83 67	84	H	Georgia	69 62	126	H	Alabama	57 65	
14	A	Kentucky	57 89	44	A	Auburn	60 83	96	A	UNLV	57 64	141	H	VCU	77 57	
19	A	Missouri	65 100	44	H	Auburn	63 59					169	H	Arkansas	73 64	
22	H	Tennessee	67 62									212	N	Wisconsin	69 44	
25	H	Texas A&M	62 49									243	H	High Point	73 62	
												247	H	Jacksonville St.	68 50	
												260	H	Austin Peay	66 38	
												298	H	Lipscomb	76 49	
												316	H	Mississippi Val.	67 30	
												329	H	Southeastern La.	81 31	
												335	H	La.-Monroe	97 40	
												336	H	Jackson St.	89 41	
LAST 12 Division I GAMES:																
32	N	LSU	49 65	32	H	LSU	51 62									
25	H	Texas A&M	62 49	79	A	Florida	84 75									
19	A	Missouri	65 100	84	H	Georgia	69 62									
107	A	Vanderbilt	67 85	14	A	Kentucky	57 89									
44	H	Auburn	63 59	126	H	Alabama	57 65									
5	H	Mississippi St.	44 66	3	A	South Carolina	46 65									

Non-Div I Games:

Ole Miss

■ Loss, 
 ■ Non-Conf, 
 ■ S Site, 
 ■ H Home 
 ■ A Away 
 N Neutral

Average RPI Win:	<b>236</b>	WON-LOST	WINNING	LAST 10	STRENGTH OF	OPP. STRENGTH	TEAM	ADJ.	CONF.	ADJ CONF.
Average RPI Loss:	<b>95</b>	RECORD	PCT. RANK	GAMES	SCHEDULE	OF SCHEDULE	RPI	RPI	RPI	RPI
DIV. I ONLY	<b>13- 14</b>	<b>187</b>	<b>6- 4</b>	<b>145</b>	<b>133</b>	<b>158</b>	<b>158</b>	<b>11</b>	<b>11</b>	
DIV. I NON-CONF.	<b>5- 6</b>	<b>186</b>	<b>1- 1</b>	<b>158</b>	<b>138</b>	<b>147</b>	<b>147</b>	<b>10</b>	<b>10</b>	
TOTALS	RPI 1-25	RPI 26-50	W-L RECORDS	RPI 51-100	RPI 101-150	RPI 150+				
13- 14	0- 2	1- 2	OVERALL	1- 5	0- 2	11- 3				
7- 4	0- 1	1- 0	HOME	1- 2	0- 0	5- 1				
5- 10	0- 1	0- 2	AWAY	0- 3	0- 2	5- 2				
1- 0	0- 0	0- 0	NEUTRAL	0- 0	0- 0	1- 0				
5- 6	0- 2	0- 1	NON-CONFERENCE	0- 0	0- 2	5- 1				
2- 1	0- 1	0- 0	HOME	0- 0	0- 0	2- 0				
2- 5	0- 1	0- 1	AWAY	0- 0	0- 2	2- 1				
1- 0	0- 0	0- 0	NEUTRAL	0- 0	0- 0	1- 0				
8- 8	0- 0	1- 1	CONFERENCE	1- 5	0- 0	6- 2				
5- 3	0- 0	1- 0	HOME	1- 2	0- 0	3- 1				
3- 5	0- 0	0- 1	AWAY	0- 3	0- 0	3- 1				
0- 0	0- 0	0- 0	NEUTRAL	0- 0	0- 0	0- 0				

RPI 1-25			RPI 26-50			RPI 51-100			RPI 101+ Team's RPI: 158		
RPI	S	Opponent	Score	RPI	S	Opponent	Score	RPI	S	Opponent	Score
21	A	Creighton	45 <b>82</b>	33	A	South Dakota St.	64 <b>76</b>	60	A	IUPUI	47 <b>79</b>
23	H	Kansas St.	57 <b>70</b>	33	H	South Dakota St.	83 82	60	H	IUPUI	64 44
				48	A	Colorado St.	42 <b>69</b>	61	A	South Dakota	56 <b>91</b>
								61	H	South Dakota	52 <b>60</b>
								69	A	Western Ill.	63 <b>80</b>
								69	H	Western Ill.	74 <b>78</b>
LAST 12 Division I GAMES:											
183	N	North Texas	85 57	152	A	Oral Roberts	64 49	106	A	Abilene Christian	66 <b>73</b>
106	A	Abilene Christian	66 <b>73</b>	69	A	Western Ill.	63 <b>80</b>	111	A	UCF	41 <b>81</b>
308	H	Denver	100 78	60	A	IUPUI	47 <b>79</b>	152	A	Oral Roberts	64 49
300	H	North Dakota St.	90 64	33	H	South Dakota St.	83 82	152	H	Oral Roberts	65 <b>67</b>
61	A	South Dakota	56 <b>91</b>	318	A	Fort Wayne	62 <b>65</b>	183	N	North Texas	85 57
318	H	Fort Wayne	63 49	308	A	Denver	82 73	197	A	Nebraska	58 <b>66</b>
								218	H	Indiana St.	72 45
								236	H	Wofford	89 64
								300	A	North Dakota St.	80 60
								300	H	North Dakota St.	90 64
								308	A	Denver	82 73
								308	H	Denver	100 78
								315	A	UMKC	80 57
								318	A	Fort Wayne	62 <b>65</b>
								318	H	Fort Wayne	63 49
								331	A	Florida A&M	70 50

Non-Div I Games: Lincoln (MO) 98 49 York (NE) 106 37

Omaha

Loss, Non-Conf, S Site, H Home A Away N Neutral

Oral Roberts

Through Games Of March 2, 2017

Average RPI Win:	217	WON-LOST	WINNING	LAST 10	STRENGTH OF	OPP. STRENGTH	TEAM	ADJ.	CONF.	ADJ CONF.
Average RPI Loss:	87	RECORD	PCT. RANK	GAMES	SCHEDULE	OF SCHEDULE	RPI	RPI	RPI	RPI
DIV. I ONLY	13- 14	187	5- 5	159	92	152	152	11	11	
DIV. I NON-CONF.	6- 5	148	0- 0	170	15	86	86	10	10	
TOTALS	RPI 1-25	RPI 26-50	W-L RECORDS	RPI 51-100	RPI 101-150	RPI 150+				
13- 14	1- 0	0- 4	OVERALL	1- 7	0- 0	11- 3				
6- 5	0- 0	0- 1	HOME	1- 2	0- 0	5- 2				
7- 9	1- 0	0- 3	AWAY	0- 5	0- 0	6- 1				
0- 0	0- 0	0- 0	NEUTRAL	0- 0	0- 0	0- 0				
6- 5	1- 0	0- 2	NON-CONFERENCE	0- 2	0- 0	5- 1				
3- 0	0- 0	0- 0	HOME	0- 0	0- 0	3- 0				
3- 5	1- 0	0- 2	AWAY	0- 2	0- 0	2- 1				
0- 0	0- 0	0- 0	NEUTRAL	0- 0	0- 0	0- 0				
7- 9	0- 0	0- 2	CONFERENCE	1- 5	0- 0	6- 2				
3- 5	0- 0	0- 1	HOME	1- 2	0- 0	2- 2				
4- 4	0- 0	0- 1	AWAY	0- 3	0- 0	4- 0				
0- 0	0- 0	0- 0	NEUTRAL	0- 0	0- 0	0- 0				

RPI 1-25				RPI 26-50				RPI 51-100				RPI 101+ Team's RPI: 152			
RPI	S	Opponent	Score	RPI	S	Opponent	Score	RPI	S	Opponent	Score	RPI	S	Opponent	Score
18	A	Oklahoma	74 67	31	A	Arizona St.	52 79	57	A	Iowa	76 96	151	H	Tulsa	76 68
				33	A	South Dakota St.	35 82	60	A	IUPUI	41 53	154	H	Missouri St.	78 56
				33	H	South Dakota St.	57 78	60	H	IUPUI	54 45	158	A	Omaha	67 65
				50	A	Little Rock	50 56	61	A	South Dakota	50 79	158	H	Omaha	49 64
								61	H	South Dakota	47 69	169	A	Arkansas	70 60
								62	A	Northwestern	55 64	171	A	Kansas	56 64
								69	A	Western Ill.	72 76	226	H	UT Martin	82 53
								69	H	Western Ill.	62 76	300	A	North Dakota St.	70 50
												300	H	North Dakota St.	71 64
												308	A	Denver	70 57
												308	H	Denver	45 47
												318	A	Fort Wayne	75 59
												318	H	Fort Wayne	82 56
												339	A	Houston Baptist	75 65
LAST 12 Division I GAMES:															
300	H	North Dakota St.	71 64	69	H	Western Ill.	62 76								
308	A	Denver	70 57	300	A	North Dakota St.	70 50								
61	A	South Dakota	50 79	308	H	Denver	45 47								
158	H	Omaha	49 64	318	A	Fort Wayne	75 59								
33	A	South Dakota St.	35 82	60	A	IUPUI	41 53								
60	H	IUPUI	54 45	33	H	South Dakota St.	57 78								

Non-Div I Games: Mid-Amer. Christian98 63 Okla. Sci. & Arts 67 35

Oral Roberts

Loss, Non-Conf, S Site, H Home A Away N Neutral

## Oregon

Through Games Of March 2, 2017

Average RPI Win:	138	WON-LOST	WINNING	LAST 10	STRENGTH OF	OPP. STRENGTH	TEAM	ADJ.	CONF.	ADJ CONF.
Average RPI Loss:	38	RECORD	PCT. RANK	GAMES	SCHEDULE	OF SCHEDULE	RPI	RPI	RPI	RPI
DIV. I ONLY	19- 12	112	5- 5	29	20	40	40	1	1	
DIV. I NON-CONF.	10- 2	32	0- 0	143	149	45	45	1	1	
TOTALS	RPI 1-25	RPI 26-50	W-L RECORDS	RPI 51-100	RPI 101-150	RPI 150+				
19- 12	1- 7	1- 1	OVERALL	6- 3	5- 1	6- 0				
10- 5	1- 3	1- 0	HOME	3- 2	2- 0	3- 0				
6- 6	0- 3	0- 1	AWAY	3- 1	2- 1	1- 0				
3- 1	0- 1	0- 0	NEUTRAL	0- 0	1- 0	2- 0				
10- 2	0- 1	1- 0	NON-CONFERENCE	0- 0	3- 1	6- 0				
6- 0	0- 0	1- 0	HOME	0- 0	2- 0	3- 0				
2- 1	0- 0	0- 0	AWAY	0- 0	1- 1	1- 0				
2- 1	0- 1	0- 0	NEUTRAL	0- 0	0- 0	2- 0				
9- 10	1- 6	0- 1	CONFERENCE	6- 3	2- 0	0- 0				
4- 5	1- 3	0- 0	HOME	3- 2	0- 0	0- 0				
4- 5	0- 3	0- 1	AWAY	3- 1	1- 0	0- 0				
1- 0	0- 0	0- 0	NEUTRAL	0- 0	1- 0	0- 0				

RPI 1-25				RPI 26-50				Team's RPI: 40	RPI 51-100				RPI 101+			
RPI	S	Opponent	Score	RPI	S	Opponent	Score		RPI	S	Opponent	Score	RPI	S	Opponent	Score
5	N	Mississippi St.	63 75	31	A	Arizona St.	63 68		52	A	California	69 66	109	A	Clemson	87 59
6	A	Oregon St.	60 67	46	H	Michigan St.	88 55		52	H	California	49 55	122	A	Ole Miss	67 83
6	H	Oregon St.	40 43						74	A	Utah	73 61	129	A	Arizona	79 65
7	H	Washington	77 99						74	H	Utah	84 66	129	N	Arizona	70 63
8	A	Stanford	60 81						87	A	Southern California	59 53	134	H	Lamar University	84 67
8	H	Stanford	59 65						87	H	Southern California	73 50	140	H	Idaho	73 70
10	A	UCLA	63 79						95	H	Washington St.	59 75	196	H	UTSA	77 63
10	H	UCLA	84 75						100	A	Colorado	66 76	208	N	San Jose St.	91 62
									100	H	Colorado	71 66	245	N	Portland St.	90 46
LAST 12 Division I GAMES:																
129	N	Arizona	70 63	10	H	UCLA	84 75		31	A	Arizona St.	63 68	257	A	Hawaii	86 49
8	H	Stanford	59 65	52	H	California	49 55		129	A	Arizona	79 65	268	H	CSU Bakersfield	77 62
52	H	California	49 55	100	A	Colorado	66 76		6	A	Oregon St.	60 67	276	H	Portland	81 41
100	A	Colorado	66 76	74	A	Utah	73 61		6	H	Oregon St.	40 43				
74	A	Utah	73 61	87	H	Southern California	73 50		74	H	Utah	84 66				

Non-Div I Games:

Oregon

■ Loss, 
 ■ Non-Conf, S Site, 
 ■ Home 
 ■ Away 
 N Neutral

Average RPI Win:	94	WON-LOST	WINNING	LAST 10	STRENGTH OF	OPP. STRENGTH	TEAM	ADJ.	CONF.	ADJ CONF.
Average RPI Loss:	44	RECORD	PCT. RANK	GAMES	SCHEDULE	OF SCHEDULE	RPI	RPI	RPI	RPI
DIV. I ONLY	27- 3	4	9- 1	11	31	6	6	1	1	
DIV. I NON-CONF.	11- 1	12	0- 0	48	182	15	15	1	1	
TOTALS	RPI 1-25	RPI 26-50	W-L RECORDS	RPI 51-100	RPI 101-150	RPI 150+				
27- 3	4- 1	4- 1	OVERALL	12- 1	3- 0	4- 0				
14- 2	3- 0	1- 1	HOME	5- 1	1- 0	4- 0				
8- 1	1- 1	2- 0	AWAY	4- 0	1- 0	0- 0				
5- 0	0- 0	1- 0	NEUTRAL	3- 0	1- 0	0- 0				
11- 1	0- 0	1- 1	NON-CONFERENCE	4- 0	2- 0	4- 0				
6- 1	0- 0	0- 1	HOME	1- 0	1- 0	4- 0				
0- 0	0- 0	0- 0	AWAY	0- 0	0- 0	0- 0				
5- 0	0- 0	1- 0	NEUTRAL	3- 0	1- 0	0- 0				
16- 2	4- 1	3- 0	CONFERENCE	8- 1	1- 0	0- 0				
8- 1	3- 0	1- 0	HOME	4- 1	0- 0	0- 0				
8- 1	1- 1	2- 0	AWAY	4- 0	1- 0	0- 0				
0- 0	0- 0	0- 0	NEUTRAL	0- 0	0- 0	0- 0				

RPI	S	Opponent	Score	RPI	S	Opponent	Score	RPI	S	Opponent	Score	RPI	S	Opponent	Score
7	H	Washington	73 70	31	A	Arizona St.	54 45	52	A	California	66 56	129	A	Arizona	65 57
8	A	Stanford	72 69	36	H	Marquette	73 74	52	H	California	71 56	134	H	Lamar University	88 56
8	H	Stanford	50 47	38	N	Quinnipiac	75 60	68	N	Oklahoma St.	73 54	140	N	Idaho	60 49
10	A	UCLA	56 66	40	A	Oregon	43 40	74	A	Utah	63 49	157	H	Idaho St.	61 38
10	H	UCLA	68 61	40	H	Oregon	67 60	74	H	Utah	70 44	273	H	Ark.-Pine Bluff	73 40
								83	H	UC Davis	93 52	276	H	Portland	62 45
								86	N	BYU	65 56	283	H	Southern Utah	77 38
								87	A	Southern California	74 60				
								87	H	Southern California	50 70				
								95	H	Washington St.	80 58				
								96	N	UNLV	62 59				
								100	A	Colorado	54 49				
								100	H	Colorado	81 57				
LAST 12 Division I GAMES:															
52	H	California	71 56	129	A	Arizona	65 57								
8	H	Stanford	50 47	31	A	Arizona St.	54 45								
74	A	Utah	63 49	40	H	Oregon	67 60								
100	A	Colorado	54 49	40	A	Oregon	43 40								
10	H	UCLA	68 61	100	H	Colorado	81 57								
87	H	Southern California	50 70	74	H	Utah	70 44								

Non-Div I Games:

Oregon St.

## Pacific

Through Games Of March 2, 2017

Average RPI Win: <b>225</b>	WON-LOST	WINNING	LAST 10	STRENGTH OF	OPP. STRENGTH	TEAM	ADJ.	CONF.	ADJ CONF.
Average RPI Loss: <b>139</b>	RECORD	PCT. RANK	GAMES	SCHEDULE	OF SCHEDULE	RPI	RPI	RPI	RPI
DIV. I ONLY	<b>8- 20</b>	<b>284</b>	<b>2- 8</b>	<b>106</b>	<b>183</b>	<b>244</b>	<b>244</b>	<b>15</b>	<b>15</b>
DIV. I NON-CONF.	<b>2- 7</b>	<b>284</b>	<b>0- 0</b>	<b>16</b>	<b>210</b>	<b>184</b>	<b>184</b>	<b>13</b>	<b>13</b>
TOTALS	RPI 1-25	RPI 26-50	W-L RECORDS	RPI 51-100	RPI 101-150	RPI 150+			
8- 20	0- 1	0- 1	OVERALL	1- 5	1- 5	6- 8			
4- 11	0- 0	0- 1	HOME	0- 4	1- 2	3- 4			
3- 9	0- 1	0- 0	AWAY	1- 1	0- 3	2- 4			
1- 0	0- 0	0- 0	NEUTRAL	0- 0	0- 0	1- 0			
2- 7	0- 1	0- 1	NON-CONFERENCE	0- 2	0- 2	2- 1			
1- 5	0- 0	0- 1	HOME	0- 2	0- 1	1- 1			
1- 2	0- 1	0- 0	AWAY	0- 0	0- 1	1- 0			
0- 0	0- 0	0- 0	NEUTRAL	0- 0	0- 0	0- 0			
6- 13	0- 0	0- 0	CONFERENCE	1- 3	1- 3	4- 7			
3- 6	0- 0	0- 0	HOME	0- 2	1- 1	2- 3			
2- 7	0- 0	0- 0	AWAY	1- 1	0- 2	1- 4			
1- 0	0- 0	0- 0	NEUTRAL	0- 0	0- 0	1- 0			

RPI 1-25				RPI 26-50				RPI 51-100				RPI 101+ Team's RPI: 244			
RPI	S	Opponent	Score	RPI	S	Opponent	Score	RPI	S	Opponent	Score	RPI	S	Opponent	Score
10	A	UCLA	55 <b>82</b>	36	H	Marquette	75 <b>89</b>	75	A	Gonzaga	65 <b>63</b>	113	A	Long Beach St.	58 <b>66</b>
								75	H	Gonzaga	58 <b>74</b>	120	A	St. Mary's (CA)	74 <b>82</b>
								80	H	Montana St.	66 <b>72</b>	120	H	St. Mary's (CA)	54 <b>63</b>
								83	H	UC Davis	87 <b>95</b>	124	H	Northern Colo.	56 <b>60</b>
								86	A	BYU	50 <b>68</b>	136	A	San Francisco	64 <b>67</b>
								86	H	BYU	55 <b>68</b>	136	H	San Francisco	63 <b>60</b>
												163	A	Santa Clara	51 <b>68</b>
												163	H	Santa Clara	51 <b>61</b>
												177	H	Fresno St.	67 <b>74</b>
												206	A	Loyola Marymount	64 <b>75</b>
												206	H	Loyola Marymount	52 <b>65</b>
												208	A	San Jose St.	99 <b>96</b>
												215	A	San Diego	71 <b>73</b>
												215	H	San Diego	84 <b>64</b>
												268	H	CSU Bakersfield	91 <b>61</b>
												276	A	Portland	84 <b>74</b>
												276	H	Portland	71 <b>78</b>
												310	A	Pepperdine	58 <b>59</b>
												310	H	Pepperdine	80 <b>79</b>
												310	N	Pepperdine	73 <b>55</b>
LAST 12 Division I GAMES:															
310	N	Pepperdine	73 <b>55</b>	215	A	San Diego	71 <b>73</b>								
206	A	Loyola Marymount	64 <b>75</b>	310	H	Pepperdine	80 <b>79</b>								
163	H	Santa Clara	51 <b>61</b>	120	A	St. Mary's (CA)	74 <b>82</b>								
75	H	Gonzaga	58 <b>74</b>	136	A	San Francisco	64 <b>67</b>								
276	H	Portland	71 <b>78</b>	206	H	Loyola Marymount	52 <b>65</b>								
163	A	Santa Clara	51 <b>68</b>	86	A	BYU	50 <b>68</b>								

Non-Div I Games: UC Merced 111 50 William Jessup 103 65

Pacific

■ Loss, 
 ■ Non-Conf, 
 ■ S Site, 
 ■ Home 
 ■ A Away 
 N Neutral

Average RPI Win:	185	WON-LOST	WINNING	LAST 10	STRENGTH OF	OPP. STRENGTH	TEAM	ADJ.	CONF.	ADJ CONF.
Average RPI Loss:	100	RECORD	PCT. RANK	GAMES	SCHEDULE	OF SCHEDULE	RPI	RPI	RPI	RPI
DIV. I ONLY	16- 7	72	7- 2	100	119	73	73	8	8	
DIV. I NON-CONF.	6- 6	165	0- 2	218	114	179	179	9	9	
TOTALS	RPI 1-25	RPI 26-50	W-L RECORDS	RPI 51-100	RPI 101-150	RPI 150+				
16- 7	0- 2	1- 0	OVERALL	0- 1	4- 2	11- 2				
6- 5	0- 1	1- 0	HOME	0- 1	2- 1	3- 2				
10- 2	0- 1	0- 0	AWAY	0- 0	2- 1	8- 0				
0- 0	0- 0	0- 0	NEUTRAL	0- 0	0- 0	0- 0				
6- 6	0- 2	0- 0	NON-CONFERENCE	0- 1	0- 1	6- 2				
0- 5	0- 1	0- 0	HOME	0- 1	0- 1	0- 2				
6- 1	0- 1	0- 0	AWAY	0- 0	0- 0	6- 0				
0- 0	0- 0	0- 0	NEUTRAL	0- 0	0- 0	0- 0				
10- 1	0- 0	1- 0	CONFERENCE	0- 0	4- 1	5- 0				
6- 0	0- 0	1- 0	HOME	0- 0	2- 0	3- 0				
4- 1	0- 0	0- 0	AWAY	0- 0	2- 1	2- 0				
0- 0	0- 0	0- 0	NEUTRAL	0- 0	0- 0	0- 0				

RPI 1-25				RPI 26-50				RPI 51-100 Team's RPI: 73				RPI 101+			
RPI	S	Opponent	Score	RPI	S	Opponent	Score	RPI	S	Opponent	Score	RPI	S	Opponent	Score
9	A	Duke	55 68	27	H	Harvard	63 43	56	H	Villanova	48 60	110	H	Saint Joseph's	53 57
17	H	Temple	53 63									115	A	Cornell	61 55
												115	H	Cornell	47 34
												127	A	Princeton	62 57
												132	A	Yale	48 61
												132	H	Yale	66 55
												159	A	CSUN	47 36
												166	H	La Salle	56 58
												174	A	Columbia	64 54
												174	H	Columbia	68 59
												176	A	Brown	71 68
												176	H	Brown	86 60
												179	A	UC Riverside	71 55
												210	H	Binghamton	48 61
												221	H	Dartmouth	68 38
												231	A	Richmond	47 44
												299	A	Rhode Island	75 43
												309	A	Lafayette	64 47
												343	A	Wagner	63 39
LAST 12 Division I GAMES:															
174	H	Columbia	68 59	221	H	Dartmouth	68 38								
115	H	Cornell	47 34	27	H	Harvard	63 43								
132	A	Yale	48 61	17	H	Temple	53 63								
176	A	Brown	71 68	56	H	Villanova	48 60								
115	A	Cornell	61 55	176	H	Brown	86 60								
174	A	Columbia	64 54	132	H	Yale	66 55								

Non-Div I Games: Stevens 89 43

Penn



Average RPI Win:	168	WON-LOST	WINNING	LAST 10	STRENGTH OF	OPP. STRENGTH	TEAM	ADJ.	CONF.	ADJ CONF.
Average RPI Loss:	69	RECORD	PCT. RANK	GAMES	SCHEDULE	OF SCHEDULE	RPI	RPI	RPI	RPI
DIV. I ONLY	19- 10	94	6- 4	141	59	85	85	6	6	
DIV. I NON-CONF.	10- 2	32	0- 0	287	98	82	82	6	6	
TOTALS	RPI 1-25	RPI 26-50	W-L RECORDS	RPI 51-100	RPI 101-150	RPI 150+				
19- 10	1- 2	1- 3	OVERALL	4- 4	1- 0	12- 1				
14- 1	1- 0	1- 1	HOME	3- 0	1- 0	8- 0				
4- 7	0- 2	0- 2	AWAY	1- 2	0- 0	3- 1				
1- 2	0- 0	0- 0	NEUTRAL	0- 2	0- 0	1- 0				
10- 2	1- 0	0- 0	NON-CONFERENCE	0- 2	1- 0	8- 0				
7- 0	1- 0	0- 0	HOME	0- 0	1- 0	5- 0				
2- 1	0- 0	0- 0	AWAY	0- 1	0- 0	2- 0				
1- 1	0- 0	0- 0	NEUTRAL	0- 1	0- 0	1- 0				
9- 8	0- 2	1- 3	CONFERENCE	4- 2	0- 0	4- 1				
7- 1	0- 0	1- 1	HOME	3- 0	0- 0	3- 0				
2- 6	0- 2	0- 2	AWAY	1- 1	0- 0	1- 1				
0- 1	0- 0	0- 0	NEUTRAL	0- 1	0- 0	0- 0				

RPI 1-25				RPI 26-50				RPI 51-100				RPI 101+			
RPI	S	Opponent	Score	RPI	S	Opponent	Score	RPI	S	Opponent	Score	RPI	S	Opponent	Score
20	A	Maryland	83 89	39	H	Michigan	76 75	57	H	Iowa	71 58	150	H	Iona	80 67
22	H	Tennessee	70 56	45	A	Indiana	66 72	62	A	Northwestern	74 58	156	H	Pittsburgh	91 62
24	A	Ohio St.	72 87	45	H	Indiana	70 89	63	N	Georgetown	54 68	173	A	Boston College	60 56
				46	A	Michigan St.	64 73	66	H	Minnesota	77 66	192	H	American	70 65
								66	N	Minnesota	64 70	197	H	Nebraska	86 69
								76	A	Purdue	51 64	205	A	Illinois	80 62
								76	H	Purdue	79 73	205	H	Illinois	82 66
								78	A	Drexel	60 83	212	H	Wisconsin	76 46
												223	A	Rutgers	45 61
												242	H	Akron	84 71
												254	N	Georgia St.	69 42
												256	H	Marshall	82 80
												307	A	Holy Cross	84 48
												326	H	Saint Peter's	106 50
LAST 12 Division I GAMES:															
66	N	Minnesota	64 70	62	A	Northwestern	74 58								
39	H	Michigan	76 75	24	A	Ohio St.	72 87								
46	A	Michigan St.	64 73	205	H	Illinois	82 66								
205	A	Illinois	80 62	45	A	Indiana	66 72								
76	H	Purdue	79 73	197	H	Nebraska	86 69								
66	H	Minnesota	77 66	212	H	Wisconsin	76 46								

Non-Div I Games:

Penn St.

■ Loss, 
 ■ Non-Conf, S Site, 
 ■ Home 
 ■ Away 
 N Neutral

# Pepperdine

Through Games Of March 2, 2017

Average RPI Win: <b>214</b>	WON-LOST	WINNING	LAST 10	STRENGTH OF	OPP. STRENGTH	TEAM	ADJ.	CONF.	ADJ CONF.
Average RPI Loss: <b>182</b>	RECORD	PCT. RANK	GAMES	SCHEDULE	OF SCHEDULE	RPI	RPI	RPI	RPI
DIV. I ONLY	7- 23	311	2- 8	233	221	310	310	15	15
DIV. I NON-CONF.	2- 9	293	0- 0	236	341	319	319	13	13
TOTALS	RPI 1-25	RPI 26-50	W-L RECORDS	RPI 51-100	RPI 101-150	RPI 150+			
7- 23	0- 1	0- 0	OVERALL	1- 4	1- 5	5- 13			
5- 9	0- 1	0- 0	HOME	1- 2	1- 2	3- 4			
2- 13	0- 0	0- 0	AWAY	0- 2	0- 3	2- 8			
0- 1	0- 0	0- 0	NEUTRAL	0- 0	0- 0	0- 1			
2- 9	0- 1	0- 0	NON-CONFERENCE	0- 1	0- 2	2- 5			
1- 4	0- 1	0- 0	HOME	0- 1	0- 1	1- 1			
1- 5	0- 0	0- 0	AWAY	0- 0	0- 1	1- 4			
0- 0	0- 0	0- 0	NEUTRAL	0- 0	0- 0	0- 0			
5- 14	0- 0	0- 0	CONFERENCE	1- 3	1- 3	3- 8			
4- 5	0- 0	0- 0	HOME	1- 1	1- 1	2- 3			
1- 8	0- 0	0- 0	AWAY	0- 2	0- 2	1- 4			
0- 1	0- 0	0- 0	NEUTRAL	0- 0	0- 0	0- 1			

RPI 1-25				RPI 26-50				RPI 51-100				RPI 101+ Team's RPI: 310			
RPI	S	Opponent	Score	RPI	S	Opponent	Score	RPI	S	Opponent	Score	RPI	S	Opponent	Score
9	H	Duke	65 <b>99</b>					75	A	Gonzaga	61 <b>83</b>	113	H	Long Beach St.	41 <b>44</b>
								75	H	Gonzaga	79 69	120	A	St. Mary's (CA)	57 <b>84</b>
								86	A	BYU	49 <b>88</b>	120	H	St. Mary's (CA)	60 <b>81</b>
								86	H	BYU	47 <b>73</b>	136	A	San Francisco	78 <b>84</b>
								96	H	UNLV	61 <b>68</b>	136	H	San Francisco	81 59
												147	A	New Mexico St.	66 <b>75</b>
												163	A	Santa Clara	40 <b>61</b>
												163	H	Santa Clara	48 <b>69</b>
												206	A	Loyola Marymount	60 <b>72</b>
												206	H	Loyola Marymount	78 <b>87</b>
												215	A	San Diego	55 42
												215	H	San Diego	57 40
												235	A	UC Santa Barbara	57 <b>66</b>
												244	A	Pacific	79 <b>80</b>
												244	H	Pacific	59 58
												244	N	Pacific	55 <b>73</b>
												258	A	Cal Poly	52 <b>62</b>
												268	H	CSU Bakersfield	62 57
												276	A	Portland	55 <b>75</b>
												276	H	Portland	61 <b>71</b>
												286	H	Nevada	60 <b>69</b>
												308	A	Denver	67 <b>75</b>
												333	A	Utah Valley	65 <b>72</b>
												346	A	Cal St. Fullerton	69 58
LAST 12 Division I GAMES:															
244	N	Pacific	55 <b>73</b>	86	A	BYU	49 <b>88</b>								
136	A	San Francisco	78 <b>84</b>	244	A	Pacific	79 <b>80</b>								
120	A	St. Mary's (CA)	57 <b>84</b>	136	H	San Francisco	81 59								
206	H	Loyola Marymount	78 <b>87</b>	75	A	Gonzaga	61 <b>83</b>								
163	H	Santa Clara	48 <b>69</b>	276	A	Portland	55 <b>75</b>								
215	H	San Diego	57 40	120	H	St. Mary's (CA)	60 <b>81</b>								

Non-Div I Games:

Pepperdine

Loss, Non-Conf, S Site, H Home A Away N Neutral

## Pittsburgh

## Through Games Of March 2, 2017

Average RPI Win:	217	WON-LOST	WINNING	LAST 10	STRENGTH OF	OPP. STRENGTH	TEAM	ADJ.	CONF.	ADJ CONF.
Average RPI Loss:	55	RECORD	PCT. RANK	GAMES	SCHEDULE	OF SCHEDULE	RPI	RPI	RPI	RPI
DIV. I ONLY	12- 17	219	1- 9	55	62	156	156	3	3	
DIV. I NON-CONF.	8- 4	97	0- 0	250	290	183	183	4	4	
TOTALS	RPI 1-25	RPI 26-50	W-L RECORDS	RPI 51-100	RPI 101-150	RPI 150+				
12- 17	0- 6	0- 3	OVERALL	2- 4	2- 4	8- 0				
10- 6	0- 2	0- 1	HOME	2- 1	2- 2	6- 0				
0- 10	0- 4	0- 2	AWAY	0- 3	0- 1	0- 0				
2- 1	0- 0	0- 0	NEUTRAL	0- 0	0- 1	2- 0				
8- 4	0- 0	0- 0	NON-CONFERENCE	0- 2	1- 2	7- 0				
6- 2	0- 0	0- 0	HOME	0- 1	1- 1	5- 0				
0- 2	0- 0	0- 0	AWAY	0- 1	0- 1	0- 0				
2- 0	0- 0	0- 0	NEUTRAL	0- 0	0- 0	2- 0				
4- 13	0- 6	0- 3	CONFERENCE	2- 2	1- 2	1- 0				
4- 4	0- 2	0- 1	HOME	2- 0	1- 1	1- 0				
0- 8	0- 4	0- 2	AWAY	0- 2	0- 0	0- 0				
0- 1	0- 0	0- 0	NEUTRAL	0- 0	0- 1	0- 0				

RPI S	Opponent	Score	RPI S	Opponent	Score	RPI S	Opponent	Score	RPI S	Opponent	Score	Team's RPI: 156
2	A Notre Dame	54 86	30	A Syracuse	65 93	51	H Virginia	62 54	109	H Clemson	46 54	
9	A Duke	48 62	30	H Syracuse	57 73	55	A Georgia Tech	57 71	112	H Charlotte	63 70	
11	A Florida St.	48 79	35	A North Carolina St.	42 55	76	H Purdue	61 67	115	H Cornell	56 44	
12	A Louisville	52 73				82	A Wake Forest	48 57	116	H North Carolina	68 48	
12	H Louisville	48 63				85	A Penn St.	62 91	116	N North Carolina	60 72	
16	H Miami (FL)	50 82				98	H Virginia Tech	72 64	137	A Duquesne	54 63	
									173	H Boston College	56 43	
									264	H Bryant	76 60	
									270	H Loyola Maryland	74 44	
									287	N McNeese	71 65	
									291	H Mt. St. Mary's	89 54	
									303	N UTEP	71 46	
									311	H Youngstown St.	63 50	
									322	H Loyola Chicago	59 35	
LAST 12 Division I GAMES:												
116	N North Carolina	60 72	109	H Clemson	46 54							
30	H Syracuse	57 73	82	A Wake Forest	48 57							
11	A Florida St.	48 79	30	A Syracuse	65 93							
55	A Georgia Tech	57 71	12	H Louisville	48 63							
98	H Virginia Tech	72 64	35	A North Carolina St.	42 55							
9	A Duke	48 62	51	H Virginia	62 54							

Non-Div I Games: Slippery Rock 94 48

Pittsburgh

■ Loss, 
■ Non-Conf, S Site, 
■ Home 
■ Away 
N Neutral

Average RPI Win: <b>263</b>	WON-LOST	WINNING	LAST 10	STRENGTH OF	OPP. STRENGTH	TEAM	ADJ.	CONF.	ADJ CONF.
Average RPI Loss: <b>131</b>	RECORD	PCT. RANK	GAMES	SCHEDULE	OF SCHEDULE	RPI	RPI	RPI	RPI
DIV. I ONLY	5- 24	325	2- 7	93	150	276	276	15	15
DIV. I NON-CONF.	1- 9	323	0- 0	24	78	233	233	13	13
TOTALS	RPI 1-25	RPI 26-50	W-L RECORDS	RPI 51-100	RPI 101-150	RPI 150+			
5- 24	0- 2	0- 1	OVERALL	0- 8	0- 4	5- 9			
3- 9	0- 1	0- 0	HOME	0- 3	0- 2	3- 3			
2- 13	0- 1	0- 1	AWAY	0- 4	0- 2	2- 5			
0- 2	0- 0	0- 0	NEUTRAL	0- 1	0- 0	0- 1			
1- 9	0- 2	0- 1	NON-CONFERENCE	0- 4	0- 0	1- 2			
1- 2	0- 1	0- 0	HOME	0- 1	0- 0	1- 0			
0- 6	0- 1	0- 1	AWAY	0- 2	0- 0	0- 2			
0- 1	0- 0	0- 0	NEUTRAL	0- 1	0- 0	0- 0			
4- 15	0- 0	0- 0	CONFERENCE	0- 4	0- 4	4- 7			
2- 7	0- 0	0- 0	HOME	0- 2	0- 2	2- 3			
2- 7	0- 0	0- 0	AWAY	0- 2	0- 2	2- 3			
0- 1	0- 0	0- 0	NEUTRAL	0- 0	0- 0	0- 1			

RPI 1-25				RPI 26-50				RPI 51-100				RPI 101+ Team's RPI: 276			
RPI	S	Opponent	Score	RPI	S	Opponent	Score	RPI	S	Opponent	Score	RPI	S	Opponent	Score
6	A	Oregon St.	45 <b>62</b>	40	A	Oregon	41 <b>81</b>	58	A	Boise St.	60 <b>74</b>	120	A	St. Mary's (CA)	76 <b>92</b>
7	H	Washington	53 <b>83</b>					75	A	Gonzaga	55 <b>67</b>	120	H	St. Mary's (CA)	65 <b>75</b>
								75	H	Gonzaga	50 <b>85</b>	136	A	San Francisco	71 <b>83</b>
								80	H	Montana St.	66 <b>70</b>	136	H	San Francisco	56 <b>75</b>
								83	A	UC Davis	52 <b>66</b>	163	A	Santa Clara	56 <b>68</b>
								86	A	BYU	60 <b>73</b>	163	H	Santa Clara	44 <b>56</b>
								86	H	BYU	38 <b>77</b>	206	A	Loyola Marymount	54 <b>69</b>
								87	N	Southern California	54 <b>67</b>	206	H	Loyola Marymount	71 56
												215	A	San Diego	40 <b>57</b>
												215	H	San Diego	54 <b>72</b>
												215	N	San Diego	47 <b>74</b>
												244	A	Pacific	78 71
												244	H	Pacific	74 <b>84</b>
												245	H	Portland St.	79 68
												251	A	Weber St.	37 <b>76</b>
												286	A	Nevada	59 <b>72</b>
												310	A	Pepperdine	71 61
												310	H	Pepperdine	75 55
LAST 12 Division I GAMES:															
215	N	San Diego	47 <b>74</b>	120	H	St. Mary's (CA)	65 <b>75</b>	86	H	BYU	38 <b>77</b>	163	A	Santa Clara	56 <b>68</b>
215	H	San Diego	54 <b>72</b>	86	H	BYU	38 <b>77</b>	215	A	San Diego	40 <b>57</b>	310	H	Pepperdine	75 55
86	A	BYU	60 <b>73</b>	163	A	Santa Clara	56 <b>68</b>	75	H	Gonzaga	50 <b>85</b>				
136	A	San Francisco	71 <b>83</b>												
244	A	Pacific	78 71												
206	H	Loyola Marymount	71 56												

Non-Div I Games: Alas. Anchorage 66 57

Portland

Loss, Non-Conf, S Site, H Home A Away N Neutral

Average RPI Win:	278	WON-LOST	WINNING	LAST 10	STRENGTH OF	OPP. STRENGTH	TEAM	ADJ.	CONF.	ADJ CONF.
Average RPI Loss:	148	RECORD	PCT. RANK	GAMES	SCHEDULE	OF SCHEDULE	RPI	RPI	RPI	RPI
DIV. I ONLY	12- 16	214	3- 7	306	190	245	245	20	20	
DIV. I NON-CONF.	5- 6	186	0- 0	320	104	230	230	18	18	
TOTALS	RPI 1-25	RPI 26-50	W-L RECORDS	RPI 51-100	RPI 101-150	RPI 150+				
12- 16	0- 1	0- 1	OVERALL	1- 2	0- 6	11- 6				
6- 4	0- 0	0- 0	HOME	1- 0	0- 3	5- 1				
4- 10	0- 0	0- 0	AWAY	0- 0	0- 0	4- 1				
2- 2	0- 1	0- 1	NEUTRAL	0- 0	0- 0	2- 0				
5- 6	0- 1	0- 1	NON-CONFERENCE	0- 1	0- 1	5- 2				
2- 0	0- 0	0- 0	HOME	0- 0	0- 0	2- 0				
1- 4	0- 0	0- 0	AWAY	0- 1	0- 1	1- 2				
2- 2	0- 1	0- 1	NEUTRAL	0- 0	0- 0	2- 0				
7- 10	0- 0	0- 0	CONFERENCE	1- 1	0- 5	6- 4				
4- 4	0- 0	0- 0	HOME	1- 0	0- 3	3- 1				
3- 6	0- 0	0- 0	AWAY	0- 1	0- 2	3- 3				
0- 0	0- 0	0- 0	NEUTRAL	0- 0	0- 0	0- 0				

RPI 1-25				RPI 26-50				RPI 51-100				RPI 101+				Team's RPI: 245	
RPI	S	Opponent	Score	RPI	S	Opponent	Score	RPI	S	Opponent	Score	RPI	S	Opponent	Score		
18	N	Oklahoma	60 74	40	N	Oregon	46 90	58	A	Boise St.	76 94	108	A	North Dakota	61 65		
								80	A	Montana St.	76 83	124	A	Northern Colo.	62 91		
								80	H	Montana St.	69 65	124	H	Northern Colo.	50 57		
												129	A	Arizona	52 75		
												138	H	Eastern Wash.	62 68		
												140	H	Idaho	66 72		
												157	A	Idaho St.	47 53		
												159	A	CSUN	72 99		
												216	A	Seattle U	79 71		
												251	A	Weber St.	75 85		
												276	A	Portland	68 79		
												278	N	Kennesaw St.	71 61		
												281	A	Sacramento St.	88 86		
												281	H	Sacramento St.	68 77		
												283	A	Southern Utah	64 82		
												283	H	Southern Utah	81 74		
												285	N	Northern Ky.	77 54		
												290	A	Northern Ariz.	74 73		
												290	H	Northern Ariz.	56 55		
												325	H	UC Irvine	79 73		
												328	A	Montana	64 44		
												328	H	Montana	68 45		
												346	H	Cal St. Fullerton	81 73		
LAST 12 Division I GAMES:																	
				124	H	Northern Colo.	50 57					157	A	Idaho St.	47 53		
				290	A	Northern Ariz.	74 73					138	H	Eastern Wash.	62 68		
				283	A	Southern Utah	64 82					140	H	Idaho	66 72		
				328	H	Montana	68 45					281	H	Sacramento St.	68 77		
				80	H	Montana St.	69 65					80	A	Montana St.	76 83		
				251	A	Weber St.	75 85					328	A	Montana	64 44		

Non-Div I Games: Pacific Union 93 61

Portland St.

Loss, Non-Conf, S Site, H Home A Away N Neutral

THROUGH GAMES OF MARCH 17, 1917				THROUGH GAMES OF MARCH 17, 1917						
Average RPI Win: 273		WON-LOST	WINNING	LAST 10	STRENGTH OF	OPP. STRENGTH	TEAM	ADJ.	CONF.	ADJ CONF.
Average RPI Loss: 187		RECORD	PCT. RANK	GAMES	SCHEDULE	OF SCHEDULE	RPI	RPI	RPI	RPI
DIV. I ONLY		12- 17	219	5- 5	294	324	271	271	30	30
DIV. I NON-CONF.		5- 7	205	0- 0	109	216	168	168	30	30
-----										
TOTALS	RPI 1-25		RPI 26-50		W-L RECORDS		RPI 51-100		RPI 101-150	RPI 150+
12- 17	0- 2		0- 0		OVERALL		0- 2		1- 1	11- 12
10- 2	0- 0		0- 0		HOME		0- 0		1- 0	9- 2
1- 15	0- 0		0- 0		AWAY		0- 0		0- 0	1- 1
1- 0	0- 0		0- 0		NEUTRAL		0- 0		0- 0	1- 0
5- 7	0- 2		0- 0		NON-CONFERENCE		0- 2		1- 1	4- 2
4- 0	0- 0		0- 0		HOME		0- 0		1- 0	3- 0
0- 7	0- 2		0- 0		AWAY		0- 2		0- 1	0- 2
1- 0	0- 0		0- 0		NEUTRAL		0- 0		0- 0	1- 0
7- 10	0- 0		0- 0		CONFERENCE		0- 0		0- 0	7- 10
6- 2	0- 0		0- 0		HOME		0- 0		0- 0	6- 2
1- 8	0- 0		0- 0		AWAY		0- 0		0- 0	1- 8
0- 0	0- 0		0- 0		NEUTRAL		0- 0		0- 0	0- 0

RPI 1-25					
RPI	S	Opponent	Score		
15	A	DePaul	62	94	
25	A	Texas A&M	62	90	

RPI 26-50					
RPI	S	Opponent	Score		

RPI 51-100					
RPI	S	Opponent	Score		
91	A	SFA	64	88	
94	A	SMU	54	61	

RPI 101+					
RPI	S	Opponent	Score		
102	A	Texas Tech	43	85	
148	H	Texas St.	64	60	
162	A	Rice	57	68	
175	H	Bethune-Cookman	66	64	
199	A	Texas Southern	51	73	
199	H	Texas Southern	62	70	
200	A	Alabama St.	61	74	
200	H	Alabama St.	61	75	
204	A	Grambling	55	60	
204	H	Grambling	51	49	
224	A	UTRGV	74	82	
232	A	Southern U.	72	86	
232	H	Southern U.	70	63	
256	N	Marshall	78	68	
273	A	Ark.-Pine Bluff	47	64	
273	H	Ark.-Pine Bluff	62	57	
294	H	Nicholls St.	69	67	
302	A	Alcorn	55	62	
316	A	Mississippi Val.	55	64	
316	H	Mississippi Val.	96	65	
336	A	Jackson St.	60	74	
336	H	Jackson St.	73	63	
342	H	Sam Houston St.	75	65	
349	A	Alabama A&M	63	50	
349	H	Alabama A&M	71	47	

Team's RPI: 271					
RPI	S	Opponent	Score		

LAST 12 Division I GAMES:					
232	H	Southern U.	70	63	
200	A	Alabama St.	61	74	
349	A	Alabama A&M	63	50	
273	H	Ark.-Pine Bluff	62	57	
316	H	Mississippi Val.	96	65	
204	A	Grambling	55	60	
336	A	Jackson St.	60	74	
199	A	Texas Southern	51	73	
200	H	Alabama St.	61	75	
349	H	Alabama A&M	71	47	
273	A	Ark.-Pine Bluff	47	64	
316	A	Mississippi Val.	55	64	

Non-Div I Games:

Prairie View

Loss, Non-Conf, S Site, H Home A Away N Neutral

## Presbyterian

Through Games Of March 2, 2017

Average RPI Win:	277	WON-LOST	WINNING	LAST 10	STRENGTH OF	OPP. STRENGTH	TEAM	ADJ.	CONF.	ADJ CONF.
Average RPI Loss:	168	RECORD	PCT. RANK	GAMES	SCHEDULE	OF SCHEDULE	RPI	RPI	RPI	RPI
DIV. I ONLY	11- 17	234	5- 5	182	317	233	233	28	28	
DIV. I NON-CONF.	2- 9	293	0- 0	82	272	222	222	28	28	
TOTALS	RPI 1-25	RPI 26-50	W-L RECORDS	RPI 51-100	RPI 101-150	RPI 150+				
11- 17	0- 0	0- 1	OVERALL	0- 4	1- 2	10- 10				
6- 6	0- 0	0- 0	HOME	0- 2	1- 0	5- 4				
5- 10	0- 0	0- 1	AWAY	0- 2	0- 2	5- 5				
0- 1	0- 0	0- 0	NEUTRAL	0- 0	0- 0	0- 1				
2- 9	0- 0	0- 1	NON-CONFERENCE	0- 4	0- 1	2- 3				
0- 3	0- 0	0- 0	HOME	0- 2	0- 0	0- 1				
2- 5	0- 0	0- 1	AWAY	0- 2	0- 1	2- 1				
0- 1	0- 0	0- 0	NEUTRAL	0- 0	0- 0	0- 1				
9- 8	0- 0	0- 0	CONFERENCE	0- 0	1- 1	8- 7				
6- 3	0- 0	0- 0	HOME	0- 0	1- 0	5- 3				
3- 5	0- 0	0- 0	AWAY	0- 0	0- 1	3- 4				
0- 0	0- 0	0- 0	NEUTRAL	0- 0	0- 0	0- 0				

RPI 1-25				RPI 26-50				RPI 51-100				RPI 101+				Team's RPI: 233	
RPI	S	Opponent	Score	RPI	S	Opponent	Score	RPI	S	Opponent	Score	RPI	S	Opponent	Score		
				45	A	Indiana	37 71	59	H	Belmont	58 83	112	A	Charlotte	63 71		
								75	A	Gonzaga	39 79	123	A	Radford	50 60		
								81	H	Chattanooga	48 56	123	H	Radford	58 54		
								98	A	Virginia Tech	36 67	164	A	East Carolina	46 54		
												182	A	Campbell	42 50		
												182	H	Campbell	39 49		
												199	N	Texas Southern	62 74		
												201	A	UNCG	69 62		
												237	A	UNC Asheville	52 47		
												237	H	UNC Asheville	60 67		
												243	A	High Point	60 87		
												243	H	High Point	64 72		
												246	A	Liberty	60 68		
												246	H	Liberty	56 55		
												253	A	Charleston So.	34 52		
												253	H	Charleston So.	50 48		
												313	A	Gardner-Webb	56 55		
												313	H	Gardner-Webb	58 47		
												319	H	USC Upstate	48 55		
												332	A	N.C. Central	72 63		
												341	A	Winthrop	78 39		
												341	H	Winthrop	64 50		
												345	H	Longwood	65 55		
LAST 12 Division I GAMES:																	
				341	H	Winthrop	64 50	237	A	UNC Asheville	52 47						
				243	H	High Point	64 72	253	A	Charleston So.	34 52						
				182	A	Campbell	42 50	123	H	Radford	58 54						
				123	A	Radford	50 60	243	A	High Point	60 87						
				313	H	Gardner-Webb	58 47	237	H	UNC Asheville	60 67						
				246	H	Liberty	56 55	341	A	Winthrop	78 39						

Non-Div I Games:

Presbyterian

■ Loss, 
 ■ Non-Conf, 
 ■ S Site, 
 ■ Home 
 ■ A Away 
 N Neutral

Average RPI Win:	196	WON-LOST	WINNING	LAST 10	STRENGTH OF	OPP. STRENGTH	TEAM	ADJ.	CONF.	ADJ CONF.
Average RPI Loss:	90	RECORD	PCT. RANK	GAMES	SCHEDULE	OF SCHEDULE	RPI	RPI	RPI	RPI
DIV. I ONLY	14- 10	127	8- 2	109	98	127	127	8	8	
DIV. I NON-CONF.	6- 7	182	1- 0	230	56	195	195	9	9	
TOTALS	RPI 1-25	RPI 26-50	W-L RECORDS	RPI 51-100	RPI 101-150	RPI 150+				
14- 10	0- 1	1- 2	OVERALL	0- 2	3- 4	10- 1				
8- 5	0- 0	1- 1	HOME	0- 1	1- 2	6- 1				
6- 5	0- 1	0- 1	AWAY	0- 1	2- 2	4- 0				
0- 0	0- 0	0- 0	NEUTRAL	0- 0	0- 0	0- 0				
6- 7	0- 1	0- 2	NON-CONFERENCE	0- 1	0- 3	6- 0				
4- 2	0- 0	0- 1	HOME	0- 0	0- 1	4- 0				
2- 5	0- 1	0- 1	AWAY	0- 1	0- 2	2- 0				
0- 0	0- 0	0- 0	NEUTRAL	0- 0	0- 0	0- 0				
8- 3	0- 0	1- 0	CONFERENCE	0- 1	3- 1	4- 1				
4- 3	0- 0	1- 0	HOME	0- 1	1- 1	2- 1				
4- 0	0- 0	0- 0	AWAY	0- 0	2- 0	2- 0				
0- 0	0- 0	0- 0	NEUTRAL	0- 0	0- 0	0- 0				

RPI S	Opponent	Score	RPI S	Opponent	Score	RPI S	Opponent	Score	RPI S	Opponent	Score	Team's RPI: 127
23	A Kansas St.	42 60	27	H Harvard	63 58	55	A Georgia Tech	51 67	115	A Cornell	58 54	
			43	H Dayton	56 62	73	H Penn	57 62	115	H Cornell	44 55	
			47	A George Washington	45 56				117	H Rider	62 70	
									119	A Fordham	55 57	
									132	A Yale	69 47	
									132	H Yale	74 62	
									133	A Delaware	62 66	
									174	A Columbia	62 52	
									174	H Columbia	78 54	
									176	A Brown	81 75	
									176	H Brown	88 98	
									207	A UMBC	69 58	
									211	H Seton Hall	94 67	
									221	H Dartmouth	85 55	
									223	H Rutgers	64 34	
									298	A Lipscomb	71 43	
									309	H Lafayette	65 27	
									343	H Wagner	107 44	
LAST 12 Division I GAMES:												
115	H Cornell	44 55	27	H Harvard	63 58							
174	H Columbia	78 54	221	H Dartmouth	85 55							
176	A Brown	81 75	132	H Yale	74 62							
132	A Yale	69 47	176	H Brown	88 98							
174	A Columbia	62 52	73	H Penn	57 62							
115	A Cornell	58 54	298	A Lipscomb	71 43							

Non-Div I Games:

Princeton

■ Loss, 
 ■ Non-Conf, 
 ■ S Site, 
 ■ H Home 
 ■ A Away 
 N Neutral



# Providence

# Through Games Of March 2, 2017

Average RPI Win:	225	WON-LOST	WINNING	LAST 10	STRENGTH OF	OPP. STRENGTH	TEAM	ADJ.	CONF.	ADJ CONF.
Average RPI Loss:	94	RECORD	PCT. RANK	GAMES	SCHEDULE	OF SCHEDULE	RPI	RPI	RPI	RPI
DIV. I ONLY	12- 17	219	3- 7	155	84	186	186	7	7	
DIV. I NON-CONF.	8- 3	67	0- 0	313	276	119	119	7	7	
TOTALS	RPI 1-25	RPI 26-50	W-L RECORDS	RPI 51-100	RPI 101-150	RPI 150+				
12- 17	0- 4	1- 1	OVERALL	0- 6	0- 0	11- 6				
6- 6	0- 2	1- 0	HOME	0- 3	0- 0	5- 1				
4- 11	0- 2	0- 1	AWAY	0- 3	0- 0	4- 5				
2- 0	0- 0	0- 0	NEUTRAL	0- 0	0- 0	2- 0				
8- 3	0- 0	0- 0	NON-CONFERENCE	0- 0	0- 0	8- 3				
3- 0	0- 0	0- 0	HOME	0- 0	0- 0	3- 0				
3- 3	0- 0	0- 0	AWAY	0- 0	0- 0	3- 3				
2- 0	0- 0	0- 0	NEUTRAL	0- 0	0- 0	2- 0				
4- 14	0- 4	1- 1	CONFERENCE	0- 6	0- 0	3- 3				
3- 6	0- 2	1- 0	HOME	0- 3	0- 0	2- 1				
1- 8	0- 2	0- 1	AWAY	0- 3	0- 0	1- 2				
0- 0	0- 0	0- 0	NEUTRAL	0- 0	0- 0	0- 0				

RPI S Opponent	Score	RPI S Opponent	Score	RPI S Opponent	Score	RPI S Opponent	Score	Team's RPI: 186
15 A DePaul	56 61	36 A Marquette	74 79	56 A Villanova	43 61	173 A Boston College	53 57	
15 H DePaul	55 64	36 H Marquette	66 64	56 H Villanova	59 64	174 A Columbia	64 66	
21 A Creighton	57 88			63 A Georgetown	70 72	176 A Brown	70 77	
21 H Creighton	51 58			63 H Georgetown	39 71	188 A Hartford	77 65	
				71 A St. John's (NY)	50 60	190 A Xavier	57 67	
				71 H St. John's (NY)	47 71	190 H Xavier	51 54	
						210 H Binghamton	71 58	
						211 A Seton Hall	43 55	
						211 H Seton Hall	74 57	
						217 A Monmouth	62 58	
						225 A UNCW	65 49	
						239 N Miami (OH)	75 59	
						264 N Bryant	62 51	
						267 A Butler	64 58	
						267 H Butler	68 51	
						274 H Colgate	92 85	
						300 H North Dakota St.	86 63	
LAST 12 Division I GAMES:								
190 A Xavier	57 67	63 A Georgetown	70 72					
267 A Butler	64 58	15 H DePaul	55 64					
211 H Seton Hall	74 57	36 H Marquette	66 64					
71 H St. John's (NY)	47 71	71 A St. John's (NY)	50 60					
21 A Creighton	57 88	211 A Seton Hall	43 55					
56 A Villanova	43 61	21 H Creighton	51 58					

Non-Div I Games:

Providence

Loss, Non-Conf, S Site, H Home A Away N Neutral

P  
u  
r  
d  
u  
e

Purdue				Through Games Of March 2, 2017						
Average RPI Win:	163	WON-LOST	WINNING	LAST 10	STRENGTH OF	OPP. STRENGTH	TEAM	ADJ.	CONF.	ADJ CONF.
Average RPI Loss:	64	RECORD	PCT. RANK	GAMES	SCHEDULE	OF SCHEDULE	RPI	RPI	RPI	RPI
DIV. I ONLY		20- 11	103	7- 3	75	73	76	76	6	6
DIV. I NON-CONF.		9- 5	112	0- 0	168	102	128	128	6	6
-----										
TOTALS	RPI 1-25	RPI 26-50		W-L RECORDS		RPI 51-100	RPI 101-150		RPI 150+	
20- 11	0- 3	3- 2		OVERALL		4- 4	1- 1		12- 1	
10- 5	0- 2	2- 1		HOME		3- 1	0- 0		5- 1	
7- 4	0- 0	1- 1		AWAY		1- 2	1- 1		4- 0	
3- 2	0- 1	0- 0		NEUTRAL		0- 1	0- 0		3- 0	
9- 5	0- 1	1- 0		NON-CONFERENCE		0- 2	1- 1		7- 1	
5- 2	0- 0	1- 0		HOME		0- 1	0- 0		4- 1	
2- 1	0- 0	0- 0		AWAY		0- 0	1- 1		1- 0	
2- 2	0- 1	0- 0		NEUTRAL		0- 1	0- 0		2- 0	
11- 6	0- 2	2- 2		CONFERENCE		4- 2	0- 0		5- 0	
5- 3	0- 2	1- 1		HOME		3- 0	0- 0		1- 0	
5- 3	0- 0	1- 1		AWAY		1- 2	0- 0		3- 0	
1- 0	0- 0	0- 0		NEUTRAL		0- 0	0- 0		1- 0	

P  
u  
r  
d  
u  
e

RPI 1-25				RPI 26-50				RPI 51-100 Team's RPI: 76				RPI 101+			
RPI	S	Opponent	Score	RPI	S	Opponent	Score	RPI	S	Opponent	Score	RPI	S	Opponent	Score
8	N	Stanford	69 78	37	H	Central Mich.	62 51	56	N	Villanova	44 58	114	A	Ball St.	58 42
20	H	Maryland	70 85	39	H	Michigan	62 72	57	H	Iowa	72 52	139	A	Maine	47 67
24	H	Ohio St.	56 61	45	A	Indiana	60 74	60	H	IUPUI	62 67	153	N	Northeastern	79 54
				46	A	Michigan St.	76 66	62	A	Northwestern	60 76	156	A	Pittsburgh	67 61
				46	H	Michigan St.	66 54	62	H	Northwestern	61 59	170	H	Southern Ill.	61 64
								66	A	Minnesota	67 54	191	N	Wichita St.	86 49
								85	A	Penn St.	73 79	197	H	Nebraska	88 45
								85	H	Penn St.	64 51	205	A	Illinois	72 64
												205	N	Illinois	72 58
												212	A	Wisconsin	79 57
												223	A	Rutgers	55 42
												274	H	Colgate	71 51
												289	H	Eastern Mich.	77 50
												319	H	USC Upstate	71 41
												332	H	N.C. Central	61 27
-----															
LAST 12 Division I GAMES:															
205	N	Illinois	72 58	39	H	Michigan	62 72	205	A	Illinois	72 64				
62	H	Northwestern	61 59	20	H	Maryland	70 85	197	H	Nebraska	88 45				
66	A	Minnesota	67 54	46	A	Michigan St.	76 66	45	A	Indiana	60 74				
57	H	Iowa	72 52												
223	A	Rutgers	55 42												
85	A	Penn St.	73 79												

Non-Div I Games:

Purdue



Average RPI Win:	257	WON-LOST	WINNING	LAST 10	STRENGTH OF	OPP. STRENGTH	TEAM	ADJ.	CONF.	ADJ CONF.
Average RPI Loss:	173	RECORD	PCT. RANK	GAMES	SCHEDULE	OF SCHEDULE	RPI	RPI	RPI	RPI
DIV. I ONLY	20- 6	32	8- 2	328	266	123	123	28	28	
DIV. I NON-CONF.	6- 3	97	0- 0	294	35	95	95	28	28	
TOTALS	RPI 1-25	RPI 26-50	W-L RECORDS	RPI 51-100	RPI 101-150	RPI 150+				
20- 6	0- 1	0- 0	OVERALL	1- 1	0- 0	19- 4				
11- 0	0- 0	0- 0	HOME	0- 0	0- 0	11- 0				
9- 6	0- 0	0- 0	AWAY	1- 1	0- 0	8- 0				
0- 0	0- 0	0- 0	NEUTRAL	0- 0	0- 0	0- 0				
6- 3	0- 1	0- 0	NON-CONFERENCE	1- 1	0- 0	5- 1				
2- 0	0- 0	0- 0	HOME	0- 0	0- 0	2- 0				
4- 3	0- 1	0- 0	AWAY	1- 1	0- 0	3- 1				
0- 0	0- 0	0- 0	NEUTRAL	0- 0	0- 0	0- 0				
14- 3	0- 0	0- 0	CONFERENCE	0- 0	0- 0	14- 3				
9- 0	0- 0	0- 0	HOME	0- 0	0- 0	9- 0				
5- 3	0- 0	0- 0	AWAY	0- 0	0- 0	5- 3				
0- 0	0- 0	0- 0	NEUTRAL	0- 0	0- 0	0- 0				

RPI 1-25				RPI 26-50				RPI 51-100				RPI 101+ Team's RPI: 123			
RPI	S	Opponent	Score	RPI	S	Opponent	Score	RPI	S	Opponent	Score	RPI	S	Opponent	Score
14	A	Kentucky	36 59					82	A	Wake Forest	68 60	182	A	Campbell	61 42
								98	A	Virginia Tech	52 71	182	H	Campbell	49 48
												195	A	George Mason	56 70
												201	A	UNCG	70 54
												214	A	Appalachian St.	57 54
												233	A	Presbyterian	54 58
												233	H	Presbyterian	60 50
												237	A	UNC Asheville	64 62
												237	H	UNC Asheville	76 73
												243	H	High Point	59 56
												246	A	Liberty	48 49
												246	H	Liberty	76 68
												253	A	Charleston So.	45 57
												253	H	Charleston So.	67 59
												277	A	Davidson	44 40
												279	H	Western Caro.	67 39
												280	H	Tennessee Tech	79 46
												313	A	Gardner-Webb	51 42
												313	H	Gardner-Webb	67 57
												341	A	Winthrop	60 50
												341	H	Winthrop	74 49
												345	A	Longwood	74 34
												345	H	Longwood	73 55
LAST 12 Division I GAMES:															
182	H	Campbell	49 48	246	A	Liberty	48 49								
237	H	UNC Asheville	76 73	341	H	Winthrop	74 49								
313	A	Gardner-Webb	51 42	233	A	Presbyterian	54 58								
233	H	Presbyterian	60 50	237	A	UNC Asheville	64 62								
345	A	Longwood	74 34	246	H	Liberty	76 68								
253	H	Charleston So.	67 59	253	A	Charleston So.	45 57								

Non-Div I Games: Concord 78 51 Davis & Elkins 67 57

Radford

Loss, Non-Conf, S Site, H Home A Away N Neutral

## Rhode Island

Through Games Of March 2, 2017

Average RPI Win:	235	WON-LOST	WINNING	LAST 10	STRENGTH OF	OPP. STRENGTH	TEAM	ADJ.	CONF.	ADJ CONF.
Average RPI Loss:	154	RECORD	PCT. RANK	GAMES	SCHEDULE	OF SCHEDULE	RPI	RPI	RPI	RPI
DIV. I ONLY	6- 23	316	2- 8	188	138	299	299	12	12	
DIV. I NON-CONF.	4- 8	230	0- 0	199	171	242	242	12	12	
TOTALS	RPI 1-25	RPI 26-50	W-L RECORDS	RPI 51-100	RPI 101-150	RPI 150+				
6- 23	0- 0	0- 4	OVERALL	0- 2	1- 5	5- 12				
4- 9	0- 0	0- 2	HOME	0- 1	1- 3	3- 3				
2- 13	0- 0	0- 2	AWAY	0- 1	0- 2	2- 8				
0- 1	0- 0	0- 0	NEUTRAL	0- 0	0- 0	0- 1				
4- 8	0- 0	0- 2	NON-CONFERENCE	0- 2	0- 0	4- 4				
2- 3	0- 0	0- 1	HOME	0- 1	0- 0	2- 1				
2- 4	0- 0	0- 1	AWAY	0- 1	0- 0	2- 2				
0- 1	0- 0	0- 0	NEUTRAL	0- 0	0- 0	0- 1				
2- 15	0- 0	0- 2	CONFERENCE	0- 0	1- 5	1- 8				
2- 6	0- 0	0- 1	HOME	0- 0	1- 3	1- 2				
0- 9	0- 0	0- 1	AWAY	0- 0	0- 2	0- 6				
0- 0	0- 0	0- 0	NEUTRAL	0- 0	0- 0	0- 0				

RPI	S	Opponent	Score	RPI	S	Opponent	Score	RPI	S	Opponent	Score	RPI	S	Opponent	Score	Team's RPI: 299
30	A	Syracuse	49 95	70	A	Toledo	50 65	104	H	Saint Louis	50 68	110	A	Saint Joseph's	51 77	
43	A	Dayton	51 81	73	H	Penn	43 75	110	H	Saint Joseph's	49 75	119	H	Fordham	69 74	
46	H	Michigan St.	48 85					137	H	Duquesne	71 69	141	A	VCU	57 68	
47	H	George Washington	44 72					166	A	La Salle	51 70	166	H	La Salle	49 58	
								167	A	Fairfield	72 65	171	A	Kansas	36 72	
								176	A	Brown	65 76	195	A	George Mason	51 60	
								221	H	Dartmouth	52 62	227	H	Samford	78 63	
								228	H	Marist	82 61	231	A	Richmond	51 67	
								231	H	Richmond	53 58	241	A	St. Bonaventure	69 78	
								264	N	Bryant	56 62	277	A	Davidson	64 74	
								306	A	Massachusetts	67 68	306	H	Massachusetts	53 50	
								344	A	UMass Lowell	64 57					
LAST 12 Division I GAMES:																
110	A	Saint Joseph's	51 77	231	A	Richmond	51 67	166	H	La Salle	49 58	43	A	Dayton	51 81	
306	H	Massachusetts	53 50	110	H	Saint Joseph's	49 75	104	H	Saint Louis	50 68	141	A	VCU	57 68	
137	H	Duquesne	71 69													
195	A	George Mason	51 60													
277	A	Davidson	64 74													
47	H	George Washington	44 72													

Non-Div I Games:

Rhode Island

■ Loss, 
 ■ Non-Conf, 
 ■ S Site, 
 ■ H Home 
 ■ A Away 
 N Neutral

Average RPI Win:	259	WON-LOST	WINNING	LAST 10	STRENGTH OF	OPP. STRENGTH	TEAM	ADJ.	CONF.	ADJ CONF.
Average RPI Loss:	118	RECORD	PCT. RANK	GAMES	SCHEDULE	OF SCHEDULE	RPI	RPI	RPI	RPI
DIV. I ONLY	16- 11	119	6- 4	269	205	162	162	14	14	
DIV. I NON-CONF.	8- 2	49	0- 0	331	331	121	121	15	15	
TOTALS	RPI 1-25	RPI 26-50	W-L RECORDS	RPI 51-100	RPI 101-150	RPI 150+				
16- 11	0- 0	0- 1	OVERALL	0- 2	2- 6	14- 2				
8- 4	0- 0	0- 0	HOME	0- 0	1- 3	7- 1				
8- 7	0- 0	0- 1	AWAY	0- 2	1- 3	7- 1				
0- 0	0- 0	0- 0	NEUTRAL	0- 0	0- 0	0- 0				
8- 2	0- 0	0- 1	NON-CONFERENCE	0- 1	0- 0	8- 0				
4- 0	0- 0	0- 0	HOME	0- 0	0- 0	4- 0				
4- 2	0- 0	0- 1	AWAY	0- 1	0- 0	4- 0				
0- 0	0- 0	0- 0	NEUTRAL	0- 0	0- 0	0- 0				
8- 9	0- 0	0- 0	CONFERENCE	0- 1	2- 6	6- 2				
4- 4	0- 0	0- 0	HOME	0- 0	1- 3	3- 1				
4- 5	0- 0	0- 0	AWAY	0- 1	1- 3	3- 1				
0- 0	0- 0	0- 0	NEUTRAL	0- 0	0- 0	0- 0				

RPI	S	Opponent	Score	RPI	S	Opponent	Score	RPI	S	Opponent	Score	RPI	S	Opponent	Score	Team's RPI: 162
32	A	LSU	55	66	68	A	Oklahoma St.	51	65	112	A	Charlotte	55	52		
					77	A	Middle Tenn.	61	71	112	H	Charlotte	51	69		
										118	A	Old Dominion	66	81		
										118	H	Old Dominion	47	59		
										124	A	Southern Miss.	60	79		
										124	H	Southern Miss.	76	68		
										143	A	Louisiana Tech	51	62		
										143	H	Louisiana Tech	67	70		
										180	A	UAB	61	62		
										183	A	North Texas	51	49		
										183	H	North Texas	69	77		
										196	A	UTSA	66	61		
										199	A	Texas Southern	52	49		
										229	H	Grand Canyon	64	50		
										256	H	Marshall	84	74		
										271	H	Prairie View	68	57		
										288	H	A&M-Corpus Christi	70	36		
										303	A	UTEP	80	76		
										305	H	FIU	74	55		
										330	A	Incarnate Word	60	43		
										335	A	La.-Monroe	93	50		
										337	H	Fla. Atlantic	89	55		
										339	A	Houston Baptist	79	53		
										342	H	Sam Houston St.	77	51		
LAST 12 Division I GAMES:																
256	H	Marshall	84	74	305	H	FIU	74	55							
143	A	Louisiana Tech	51	62	183	H	North Texas	69	77							
124	A	Southern Miss.	60	79	112	A	Charlotte	55	52							
303	A	UTEP	80	76	118	A	Old Dominion	66	81							
196	A	UTSA	66	61	124	H	Southern Miss.	76	68							
337	H	Fla. Atlantic	89	55	143	H	Louisiana Tech	67	70							

Non-Div I Games: Huston-Tillotson 96 62

Rice

■ Loss, 
■ Non-Conf, S Site, 
■ Home 
■ Away 
N Neutral

Average RPI Win:	264	WON-LOST	WINNING	LAST 10	STRENGTH OF	OPP. STRENGTH	TEAM	ADJ.	CONF.	ADJ CONF.
Average RPI Loss:	128	RECORD	PCT. RANK	GAMES	SCHEDULE	OF SCHEDULE	RPI	RPI	RPI	RPI
DIV. I ONLY	13- 17	211	4- 6	252	166	231	231	12	12	
DIV. I NON-CONF.	6- 7	182	0- 0	262	285	247	247	12	12	
TOTALS	RPI 1-25	RPI 26-50	W-L RECORDS	RPI 51-100	RPI 101-150	RPI 150+				
13- 17	0- 0	0- 2	OVERALL	0- 2	1- 7	12- 6				
6- 8	0- 0	0- 1	HOME	0- 2	1- 1	5- 4				
5- 8	0- 0	0- 1	AWAY	0- 0	0- 6	5- 1				
2- 1	0- 0	0- 0	NEUTRAL	0- 0	0- 0	2- 1				
6- 7	0- 0	0- 0	NON-CONFERENCE	0- 2	0- 1	6- 4				
2- 4	0- 0	0- 0	HOME	0- 2	0- 0	2- 2				
2- 2	0- 0	0- 0	AWAY	0- 0	0- 1	2- 1				
2- 1	0- 0	0- 0	NEUTRAL	0- 0	0- 0	2- 1				
7- 10	0- 0	0- 2	CONFERENCE	0- 0	1- 6	6- 2				
4- 4	0- 0	0- 1	HOME	0- 0	1- 1	3- 2				
3- 6	0- 0	0- 1	AWAY	0- 0	0- 5	3- 0				
0- 0	0- 0	0- 0	NEUTRAL	0- 0	0- 0	0- 0				

RPI 1-25				RPI 26-50				RPI 51-100				RPI 101+				Team's RPI: 231	
RPI	S	Opponent	Score	RPI	S	Opponent	Score	RPI	S	Opponent	Score	RPI	S	Opponent	Score		
				43	A	Dayton	39 55	51	H	Virginia	56 63	104	A	Saint Louis	66 73		
				47	H	George Washington	44 63	73	H	Penn	44 47	110	H	Saint Joseph's	70 52		
												119	A	Fordham	41 67		
												130	A	William & Mary	39 67		
												137	A	Duquesne	61 73		
												141	A	VCU	55 62		
												141	A	VCU	64 72		
												141	H	VCU	55 57		
												164	H	East Carolina	60 71		
												166	H	La Salle	58 63		
												172	A	Hampton	45 72		
												174	H	Columbia	58 65		
												181	N	Cleveland St.	65 69		
												195	A	George Mason	70 58		
												195	H	George Mason	50 54		
												214	H	Appalachian St.	55 46		
												241	H	St. Bonaventure	61 54		
												246	N	Liberty	63 54		
												252	A	Furman	54 48		
												277	A	Davidson	61 52		
												299	A	Rhode Island	58 53		
												299	H	Rhode Island	67 51		
												306	H	Massachusetts	56 45		
												327	H	Morgan St.	54 37		
												331	N	Florida A&M	64 51		
												337	A	Fla. Atlantic	77 67		
LAST 12 Division I GAMES:																	
				141	A	VCU	64 72	299	H	Rhode Island	67 51						
				47	H	George Washington	44 63	141	H	VCU	55 57						
				104	A	Saint Louis	66 73	277	A	Davidson	61 52						
				306	H	Massachusetts	56 45	137	A	Duquesne	61 73						
				195	A	George Mason	70 58	195	H	George Mason	50 54						
				43	A	Dayton	39 55	166	H	La Salle	58 63						

Non-Div I Games:

Richmond

■ Loss, 
■ Non-Conf, 
■ S Site, 
■ H Home 
■ A Away 
N Neutral

Average RPI Win:	235	WON-LOST	WINNING	LAST 10	STRENGTH OF	OPP. STRENGTH	TEAM	ADJ.	CONF.	ADJ CONF.
Average RPI Loss:	139	RECORD	PCT. RANK	GAMES	SCHEDULE	OF SCHEDULE	RPI	RPI	RPI	RPI
DIV. I ONLY	22- 7	37	9- 1	296	202	117	117	18	18	
DIV. I NON-CONF.	6- 3	97	0- 0	319	221	158	158	17	17	
TOTALS	RPI 1-25	RPI 26-50	W-L RECORDS	RPI 51-100	RPI 101-150	RPI 150+				
22- 7	0- 0	0- 2	OVERALL	0- 0	3- 1	19- 4				
11- 2	0- 0	0- 1	HOME	0- 0	1- 0	10- 1				
11- 4	0- 0	0- 1	AWAY	0- 0	2- 1	9- 2				
0- 1	0- 0	0- 0	NEUTRAL	0- 0	0- 0	0- 1				
6- 3	0- 0	0- 0	NON-CONFERENCE	0- 0	1- 1	5- 2				
3- 0	0- 0	0- 0	HOME	0- 0	0- 0	3- 0				
3- 2	0- 0	0- 0	AWAY	0- 0	1- 1	2- 1				
0- 1	0- 0	0- 0	NEUTRAL	0- 0	0- 0	0- 1				
16- 4	0- 0	0- 2	CONFERENCE	0- 0	2- 0	14- 2				
8- 2	0- 0	0- 1	HOME	0- 0	1- 0	7- 1				
8- 2	0- 0	0- 1	AWAY	0- 0	1- 0	7- 1				
0- 0	0- 0	0- 0	NEUTRAL	0- 0	0- 0	0- 0				

RPI 1-25					
RPI	S	Opponent	Score		
38	A	Quinnipiac	53	79	
38	H	Quinnipiac	79	91	
RPI 26-50					
RPI	S	Opponent	Score		
167	A	Fairfield	49	53	
259	H	Niagara	62	41	
217	H	Monmouth	75	63	
228	H	Marist	65	46	
248	H	Canisius	61	50	
150	A	Iona	52	36	
RPI 51-100					
RPI	S	Opponent	Score		
168	H	Siena	72	70	
217	A	Monmouth	71	69	
326	H	Saint Peter's	47	46	
275	H	Manhattan	73	64	
38	A	Quinnipiac	53	79	
326	A	Saint Peter's	56	43	
RPI 101+					
RPI	S	Opponent	Score	Team's RPI: 117	
111	A	UCF	30	49	
127	A	Princeton	70	62	
150	A	Iona	52	36	
150	H	Iona	85	65	
166	H	La Salle	74	61	
167	A	Fairfield	49	53	
167	H	Fairfield	67	68	
168	A	Siena	62	61	
168	H	Siena	72	70	
202	A	Towson	79	75	
211	A	Seton Hall	81	89	
217	A	Monmouth	71	69	
217	H	Monmouth	75	63	
228	A	Marist	69	56	
228	H	Marist	65	46	
241	N	St. Bonaventure	47	60	
248	A	Canisius	71	70	
248	H	Canisius	61	50	
259	A	Niagara	78	58	
259	H	Niagara	62	41	
275	A	Manhattan	53	36	
275	H	Manhattan	73	64	
295	A	Lehigh	75	68	
309	H	Lafayette	76	58	
324	H	St. Francis Brooklyn	77	60	
326	A	Saint Peter's	56	43	
LAST 12 Division I GAMES:					
167	A	Fairfield	49	53	
259	H	Niagara	62	41	
217	H	Monmouth	75	63	
228	H	Marist	65	46	
248	H	Canisius	61	50	
150	A	Iona	52	36	
168	H	Siena	72	70	
217	A	Monmouth	71	69	
326	H	Saint Peter's	47	46	
275	H	Manhattan	73	64	
38	A	Quinnipiac	53	79	
326	A	Saint Peter's	56	43	

Non-Div I Games:

Rider

■ Loss, ■ Non-Conf, S Site, H Home A Away N Neutral



R  
i  
d  
e  
r

Rider  
RPI S Opponent Score

Through Games Of March 2, 2017

RPI	S	Opponent	Score
326	H	Saint Peter's	47 46

R  
i  
d  
e  
r

Rider

Average RPI Win:	290	WON-LOST	WINNING	LAST 10	STRENGTH OF	OPP. STRENGTH	TEAM	ADJ.	CONF.	ADJ CONF.
Average RPI Loss:	193	RECORD	PCT. RANK	GAMES	SCHEDULE	OF SCHEDULE	RPI	RPI	RPI	RPI
DIV. I ONLY	18- 10	104	9- 1	333	331	193	193	31	31	
DIV. I NON-CONF.	4- 6	209	0- 0	242	196	198	198	32	32	
TOTALS	RPI 1-25	RPI 26-50	W-L RECORDS	RPI 51-100	RPI 101-150	RPI 150+				
18- 10	0- 0	0- 0	OVERALL	0- 2	1- 2	17- 6				
8- 3	0- 0	0- 0	HOME	0- 0	0- 0	8- 3				
10- 6	0- 0	0- 0	AWAY	0- 1	1- 2	9- 3				
0- 1	0- 0	0- 0	NEUTRAL	0- 1	0- 0	0- 0				
4- 6	0- 0	0- 0	NON-CONFERENCE	0- 2	1- 2	3- 2				
1- 1	0- 0	0- 0	HOME	0- 0	0- 0	1- 1				
3- 4	0- 0	0- 0	AWAY	0- 1	1- 2	2- 1				
0- 1	0- 0	0- 0	NEUTRAL	0- 1	0- 0	0- 0				
14- 4	0- 0	0- 0	CONFERENCE	0- 0	0- 0	14- 4				
7- 2	0- 0	0- 0	HOME	0- 0	0- 0	7- 2				
7- 2	0- 0	0- 0	AWAY	0- 0	0- 0	7- 2				
0- 0	0- 0	0- 0	NEUTRAL	0- 0	0- 0	0- 0				

RPI 1-25			RPI 26-50			RPI 51-100			RPI 101+ Team's RPI: 193		
RPI	S	Opponent	Score	RPI	S	Opponent	Score	RPI	S	Opponent	Score
								57	A	Iowa	60 81
								97	N	Stetson	60 68
								105	A	Kent St.	68 65
								107	A	Vanderbilt	59 75
								133	A	Delaware	65 67
								194	A	Sacred Heart	59 69
								194	H	Sacred Heart	66 56
								217	H	Monmouth	56 69
								219	H	Howard	59 42
								230	A	Saint Francis (PA)	70 68
								230	H	Saint Francis (PA)	55 70
								264	A	Bryant	59 62
								264	H	Bryant	62 46
								291	A	Mt. St. Mary's	50 44
								291	H	Mt. St. Mary's	70 58
								305	A	FIU	57 59
								309	A	Lafayette	62 51
								317	A	Central Conn. St.	62 39
								317	H	Central Conn. St.	55 46
								324	A	St. Francis Brooklyn	61 54
								324	H	St. Francis Brooklyn	49 56
								327	A	Morgan St.	58 44
								334	A	LIU Brooklyn	64 54
								334	H	LIU Brooklyn	83 42
								338	A	Fairleigh Dickinson	66 64
								338	H	Fairleigh Dickinson	62 48
								343	A	Wagner	82 63
								343	H	Wagner	74 41
LAST 12 Division I GAMES:											
338	H	Fairleigh Dickinson	62 48	334	A	LIU Brooklyn	64 54				
194	H	Sacred Heart	66 56	324	A	St. Francis Brooklyn	61 54				
264	A	Bryant	59 62	230	A	Saint Francis (PA)	70 68				
317	A	Central Conn. St.	62 39	291	A	Mt. St. Mary's	50 44				
291	H	Mt. St. Mary's	70 58	317	H	Central Conn. St.	55 46				
343	H	Wagner	74 41	264	H	Bryant	62 46				

Non-Div I Games: Point Park 69 52

Robert Morris

■ Loss, 
 ■ Non-Conf, 
 ■ S Site, 
 ■ Home 
 ■ A Away 
 N Neutral

## Rutgers

Through Games Of March 2, 2017

Average RPI Win:	148	WON-LOST	WINNING	LAST 10	STRENGTH OF	OPP. STRENGTH	TEAM	ADJ.	CONF.	ADJ CONF.
Average RPI Loss:	84	RECORD	PCT. RANK	GAMES	SCHEDULE	OF SCHEDULE	RPI	RPI	RPI	RPI
DIV. I ONLY	6- 24	321	0- 10	44	63	223	223	6	6	
DIV. I NON-CONF.	3- 10	280	0- 0	14	46	182	182	6	6	
TOTALS	RPI 1-25	RPI 26-50	W-L RECORDS	RPI 51-100	RPI 101-150	RPI 150+				
6- 24	0- 4	1- 4	OVERALL	2- 10	0- 1	3- 5				
6- 9	0- 3	1- 2	HOME	2- 4	0- 0	3- 0				
0- 14	0- 1	0- 2	AWAY	0- 6	0- 1	0- 4				
0- 1	0- 0	0- 0	NEUTRAL	0- 0	0- 0	0- 1				
3- 10	0- 2	0- 2	NON-CONFERENCE	1- 4	0- 1	2- 1				
3- 4	0- 2	0- 1	HOME	1- 1	0- 0	2- 0				
0- 6	0- 0	0- 1	AWAY	0- 3	0- 1	0- 1				
0- 0	0- 0	0- 0	NEUTRAL	0- 0	0- 0	0- 0				
3- 14	0- 2	1- 2	CONFERENCE	1- 6	0- 0	1- 4				
3- 5	0- 1	1- 1	HOME	1- 3	0- 0	1- 0				
0- 8	0- 1	0- 1	AWAY	0- 3	0- 0	0- 3				
0- 1	0- 0	0- 0	NEUTRAL	0- 0	0- 0	0- 1				

RPI	S	Opponent	Score	RPI	S	Opponent	Score	RPI	S	Opponent	Score	RPI	S	Opponent	Score	Team's RPI: 223
9	H	Duke	32 68	28	A	Elon	54 66	51	A	Virginia	54 62	127	A	Princeton	34 64	
17	H	Temple	37 48	39	A	Michigan	50 63	57	A	Iowa	57 71	178	A	Houston	51 53	
20	A	Maryland	71 80	41	H	James Madison	76 82	57	H	Iowa	59 71	197	A	Nebraska	58 62	
24	H	Ohio St.	45 73	45	H	Indiana	52 63	62	A	Northwestern	38 60	205	A	Illinois	41 78	
				46	H	Michigan St.	62 58	62	H	Northwestern	37 55	211	H	Seton Hall	53 45	
								66	A	Minnesota	46 80	212	A	Wisconsin	41 53	
								71	A	St. John's (NY)	39 65	212	H	Wisconsin	68 52	
								72	H	Bucknell	57 53	212	N	Wisconsin	55 61	
								76	H	Purdue	42 55	264	H	Bryant	50 42	
								81	H	Chattanooga	53 66					
								82	A	Wake Forest	43 55					
								85	H	Penn St.	61 45					
LAST 12 Division I GAMES:																
212	N	Wisconsin	55 61	45	H	Indiana	52 63									
24	H	Ohio St.	45 73	57	A	Iowa	57 71									
62	A	Northwestern	38 60	62	H	Northwestern	37 55									
212	A	Wisconsin	41 53	20	A	Maryland	71 80									
76	H	Purdue	42 55	57	H	Iowa	59 71									
66	A	Minnesota	46 80	46	H	Michigan St.	62 58									

Non-Div I Games:

Rutgers

■ Loss, 
■ Non-Conf, 
■ S Site, 
■ H Home 
■ A Away 
N Neutral

Average RPI Win:	252	WON-LOST	WINNING	LAST 10	STRENGTH OF	OPP. STRENGTH	TEAM	ADJ.	CONF.	ADJ CONF.
Average RPI Loss:	115	RECORD	PCT. RANK	GAMES	SCHEDULE	OF SCHEDULE	RPI	RPI	RPI	RPI
DIV. I ONLY	19- 6	34	7- 3	225	299	91	91	27	27	
DIV. I NON-CONF.	6- 2	63	0- 0	156	217	49	49	27	27	
TOTALS	RPI 1-25	RPI 26-50	W-L RECORDS	RPI 51-100	RPI 101-150	RPI 150+				
19- 6	0- 1	0- 0	OVERALL	1- 1	3- 3	15- 1				
8- 2	0- 0	0- 0	HOME	0- 0	1- 2	7- 0				
11- 4	0- 1	0- 0	AWAY	1- 1	2- 1	8- 1				
0- 0	0- 0	0- 0	NEUTRAL	0- 0	0- 0	0- 0				
6- 2	0- 1	0- 0	NON-CONFERENCE	1- 1	1- 0	4- 0				
2- 0	0- 0	0- 0	HOME	0- 0	0- 0	2- 0				
4- 2	0- 1	0- 0	AWAY	1- 1	1- 0	2- 0				
0- 0	0- 0	0- 0	NEUTRAL	0- 0	0- 0	0- 0				
13- 4	0- 0	0- 0	CONFERENCE	0- 0	2- 3	11- 1				
6- 2	0- 0	0- 0	HOME	0- 0	1- 2	5- 0				
7- 2	0- 0	0- 0	AWAY	0- 0	1- 1	6- 1				
0- 0	0- 0	0- 0	NEUTRAL	0- 0	0- 0	0- 0				

RPI 1-25				RPI 26-50				RPI 51-100 Team's RPI: 91				RPI 101+			
RPI	S	Opponent	Score	RPI	S	Opponent	Score	RPI	S	Opponent	Score	RPI	S	Opponent	Score
25	A	Texas A&M	48 63					61	A	South Dakota	74 80	101	A	Central Ark.	58 70
								99	A	UT Arlington	65 60	101	H	Central Ark.	63 67
												106	A	Abilene Christian	70 61
												106	H	Abilene Christian	73 80
												134	H	Lamar University	74 66
												143	A	Louisiana Tech	60 58
												195	A	George Mason	77 76
												213	A	New Orleans	71 67
												213	H	New Orleans	88 61
												271	H	Prairie View	88 64
												284	A	Coppin St.	72 57
												287	A	McNeese	96 65
												288	H	A&M-Corpus Christi	64 56
												293	A	Northwestern St.	72 76
												293	H	Northwestern St.	80 67
												294	A	Nicholls St.	82 77
												294	H	Nicholls St.	80 55
												328	H	Montana	54 46
												329	A	Southeastern La.	92 62
												330	A	Incarinate Word	94 75
												339	H	Houston Baptist	86 49
												342	A	Sam Houston St.	83 65
LAST 12 Division I GAMES:															
293	H	Northwestern St.	80 67	294	A	Nicholls St.	82 77								
101	A	Central Ark.	58 70	293	A	Northwestern St.	72 76								
213	A	New Orleans	71 67	342	A	Sam Houston St.	83 65								
329	A	Southeastern La.	92 62	213	H	New Orleans	88 61								
106	H	Abilene Christian	73 80	101	H	Central Ark.	63 67								
134	H	Lamar University	74 66	330	A	Incarinate Word	94 75								

Non-Div I Games: Okla. Panhandle 77 43 Tex. Permian Basin 89 70 LSU-Shreveport 93 56

SFA

Loss, Non-Conf, S Site, H Home A Away N Neutral



Average RPI Win:	166	WON-LOST	WINNING	LAST 10	STRENGTH OF	OPP. STRENGTH	TEAM	ADJ.	CONF.	ADJ CONF.
Average RPI Loss:	85	RECORD	PCT. RANK	GAMES	SCHEDULE	OF SCHEDULE	RPI	RPI	RPI	RPI
DIV. I ONLY	16- 13	140	5- 5	67	64	94	94	5	5	
DIV. I NON-CONF.	9- 4	85	0- 0	151	63	77	77	5	5	
TOTALS	RPI 1-25	RPI 26-50	W-L RECORDS	RPI 51-100	RPI 101-150	RPI 150+				
16- 13	1- 4	0- 1	OVERALL	0- 2	4- 3	11- 3				
11- 3	1- 1	0- 1	HOME	0- 1	3- 0	7- 0				
3- 9	0- 2	0- 0	AWAY	0- 1	1- 3	2- 3				
2- 1	0- 1	0- 0	NEUTRAL	0- 0	0- 0	2- 0				
9- 4	1- 1	0- 0	NON-CONFERENCE	0- 1	1- 2	7- 0				
6- 0	1- 0	0- 0	HOME	0- 0	1- 0	4- 0				
1- 3	0- 0	0- 0	AWAY	0- 1	0- 2	1- 0				
2- 1	0- 1	0- 0	NEUTRAL	0- 0	0- 0	2- 0				
7- 9	0- 3	0- 1	CONFERENCE	0- 1	3- 1	4- 3				
5- 3	0- 1	0- 1	HOME	0- 1	2- 0	3- 0				
2- 6	0- 2	0- 0	AWAY	0- 0	1- 1	1- 3				
0- 0	0- 0	0- 0	NEUTRAL	0- 0	0- 0	0- 0				

RPI 1-25				RPI 26-50				RPI 51-100				Team's RPI: 94		RPI 101+			
RPI	S	Opponent	Score	RPI	S	Opponent	Score	RPI	S	Opponent	Score		RPI	S	Opponent	Score	
1	A	UConn	41 83	34	H	South Fla.	51 52	64	H	Tulane	59 71		111	A	UCF	37 63	
1	H	UConn	48 88					100	A	Colorado	50 67		111	H	UCF	63 58	
5	N	Mississippi St.	42 91										142	A	New Mexico	49 64	
17	A	Temple	52 66										144	A	Memphis	60 39	
25	H	Texas A&M	54 53										144	H	Memphis	53 44	
													148	H	Texas St.	64 56	
													149	A	TCU	67 76	
													151	A	Tulsa	59 66	
													151	H	Tulsa	62 41	
													164	A	East Carolina	57 58	
													165	A	Cincinnati	65 67	
													165	H	Cincinnati	64 47	
													171	A	Kansas	75 63	
													173	N	Boston College	72 64	
													178	A	Houston	66 45	
													178	H	Houston	74 45	
													183	H	North Texas	65 51	
													199	H	Texas Southern	61 36	
													204	N	Grambling	56 36	
													216	H	Seattle U	77 43	
													271	H	Prairie View	61 54	
LAST 12 Division I GAMES:																	
178	H	Houston	74 45	111	H	UCF	63 58	144	H	Memphis	53 44						
111	A	UCF	37 63	151	A	Tulsa	59 66	34	H	South Fla.	51 52						
144	A	Memphis	60 39	178	A	Houston	66 45	165	A	Cincinnati	65 67						
151	H	Tulsa	62 41	1	A	UConn	41 83										

Non-Div I Games:

SMU

■ Loss, 
 ■ Non-Conf, 
 ■ S Site, 
 ■ Home 
 ■ A Away 
 N Neutral

## Sacramento St.

## Through Games Of March 2, 2017

Average RPI Win:	281	WON-LOST	WINNING	LAST 10	STRENGTH OF	OPP. STRENGTH	TEAM	ADJ.	CONF.	ADJ CONF.
Average RPI Loss:	157	RECORD	PCT. RANK	GAMES	SCHEDULE	OF SCHEDULE	RPI	RPI	RPI	RPI
DIV. I ONLY	9- 18	259	3- 7	259	245	281	281	20	20	
DIV. I NON-CONF.	3- 7	250	0- 0	224	240	293	293	18	18	
TOTALS	RPI 1-25	RPI 26-50	W-L RECORDS	RPI 51-100	RPI 101-150	RPI 150+				
9- 18	0- 0	0- 0	OVERALL	0- 5	0- 7	9- 6				
5- 8	0- 0	0- 0	HOME	0- 3	0- 3	5- 2				
4- 8	0- 0	0- 0	AWAY	0- 2	0- 3	4- 3				
0- 2	0- 0	0- 0	NEUTRAL	0- 0	0- 1	0- 1				
3- 7	0- 0	0- 0	NON-CONFERENCE	0- 3	0- 2	3- 2				
2- 3	0- 0	0- 0	HOME	0- 2	0- 0	2- 1				
1- 2	0- 0	0- 0	AWAY	0- 1	0- 1	1- 0				
0- 2	0- 0	0- 0	NEUTRAL	0- 0	0- 1	0- 1				
6- 11	0- 0	0- 0	CONFERENCE	0- 2	0- 5	6- 4				
3- 5	0- 0	0- 0	HOME	0- 1	0- 3	3- 1				
3- 6	0- 0	0- 0	AWAY	0- 1	0- 2	3- 3				
0- 0	0- 0	0- 0	NEUTRAL	0- 0	0- 0	0- 0				

RPI 1-25				RPI 26-50				RPI 51-100				RPI 101+				Team's RPI: 281	
RPI	S	Opponent	Score	RPI	S	Opponent	Score	RPI	S	Opponent	Score	RPI	S	Opponent	Score		
								52	A	California	73 97	108	A	North Dakota	71 94		
								80	A	Montana St.	80 84	108	H	North Dakota	78 92		
								80	H	Montana St.	82 104	124	A	Northern Colo.	88 95		
								83	H	UC Davis	78 110	136	A	San Francisco	80 91		
								87	H	Southern California	95 111	138	H	Eastern Wash.	65 72		
												140	H	Idaho	58 72		
												147	N	New Mexico St.	73 99		
												157	A	Idaho St.	60 79		
												189	H	Hofstra	97 85		
												245	A	Portland St.	77 68		
												245	H	Portland St.	86 88		
												251	A	Weber St.	60 66		
												258	H	Cal Poly	97 96		
												283	A	Southern Utah	110 104		
												283	H	Southern Utah	81 69		
												286	H	Nevada	95 99		
												290	A	Northern Ariz.	88 91		
												290	H	Northern Ariz.	82 76		
												311	N	Youngstown St.	94 102		
												325	A	UC Irvine	78 70		
												328	A	Montana	73 60		
												328	H	Montana	99 69		
LAST 12 Division I GAMES:																	
				108	H	North Dakota	78 92					251	A	Weber St.	60 66		
				283	A	Southern Utah	110 104					140	H	Idaho	58 72		
				290	A	Northern Ariz.	88 91					138	H	Eastern Wash.	65 72		
				80	H	Montana St.	82 104					245	A	Portland St.	77 68		
				328	H	Montana	99 69					328	A	Montana	73 60		
				157	A	Idaho St.	60 79					80	A	Montana St.	80 84		

Non-Div I Games: Stanislaus St. 102 72

Sacramento St.

Loss, Non-Conf, S Site, H Home A Away N Neutral

## Sacred Heart

Through Games Of March 2, 2017

Average RPI Win:	278	WON-LOST	WINNING	LAST 10	STRENGTH OF	OPP. STRENGTH	TEAM	ADJ.	CONF.	ADJ CONF.
Average RPI Loss:	191	RECORD	PCT. RANK	GAMES	SCHEDULE	OF SCHEDULE	RPI	RPI	RPI	RPI
DIV. I ONLY	16- 13	140	6- 4	265	336	194	194	31	31	
DIV. I NON-CONF.	3- 8	262	0- 0	65	232	189	189	32	32	
TOTALS	RPI 1-25	RPI 26-50	W-L RECORDS	RPI 51-100	RPI 101-150	RPI 150+				
16- 13	0- 0	0- 2	OVERALL	0- 2	0- 0	16- 9				
10- 3	0- 0	0- 1	HOME	0- 0	0- 0	10- 2				
6- 10	0- 0	0- 1	AWAY	0- 2	0- 0	6- 7				
0- 0	0- 0	0- 0	NEUTRAL	0- 0	0- 0	0- 0				
3- 8	0- 0	0- 2	NON-CONFERENCE	0- 2	0- 0	3- 4				
1- 3	0- 0	0- 1	HOME	0- 0	0- 0	1- 2				
2- 5	0- 0	0- 1	AWAY	0- 2	0- 0	2- 2				
0- 0	0- 0	0- 0	NEUTRAL	0- 0	0- 0	0- 0				
13- 5	0- 0	0- 0	CONFERENCE	0- 0	0- 0	13- 5				
9- 0	0- 0	0- 0	HOME	0- 0	0- 0	9- 0				
4- 5	0- 0	0- 0	AWAY	0- 0	0- 0	4- 5				
0- 0	0- 0	0- 0	NEUTRAL	0- 0	0- 0	0- 0				

RPI S	Opponent	Score	RPI S	Opponent	Score	RPI S	Opponent	Score	RPI S	Opponent	Score	Team's RPI: 194
27	H Harvard	60 68	67	A New Hampshire	43 71	167	A Fairfield	56 44				
49	A Iowa St.	56 76	92	A Buffalo	55 76	168	H Siena	62 58				
						176	H Brown	66 80				
						188	A Hartford	64 81				
						193	A Robert Morris	56 66				
						193	H Robert Morris	69 59				
						210	A Binghamton	77 69				
						217	H Monmouth	54 65				
						230	A Saint Francis (PA)	69 83				
						230	H Saint Francis (PA)	73 63				
						264	A Bryant	65 53				
						264	H Bryant	66 59				
						291	A Mt. St. Mary's	59 61				
						291	H Mt. St. Mary's	49 45				
						295	A Lehigh	62 68				
						317	A Central Conn. St.	50 67				
						317	H Central Conn. St.	82 61				
						324	A St. Francis Brooklyn	81 74				
						324	H St. Francis Brooklyn	61 58				
						334	A LIU Brooklyn	51 41				
						334	H LIU Brooklyn	66 48				
						338	A Fairleigh Dickinson	56 58				
						338	H Fairleigh Dickinson	68 60				
						343	A Wagner	70 56				
						343	H Wagner	62 52				
LAST 12 Division I GAMES:												
230	A Saint Francis (PA)	69 83	338	A Fairleigh Dickinson	56 58							
193	A Robert Morris	56 66	264	H Bryant	66 59							
338	H Fairleigh Dickinson	68 60	291	A Mt. St. Mary's	59 61							
334	A LIU Brooklyn	51 41	334	H LIU Brooklyn	66 48							
324	H St. Francis Brooklyn	61 58	291	H Mt. St. Mary's	49 45							
317	H Central Conn. St.	82 61	343	H Wagner	62 52							

Non-Div I Games:

Sacred Heart

■ Loss, 
 ■ Non-Conf, 
 ■ S Site, 
 ■ H Home 
 ■ A Away 
 N Neutral



## Saint Francis (PA)

Through Games Of March 2, 2017

Average RPI Win:	289	WON-LOST	WINNING	LAST 10	STRENGTH OF	OPP. STRENGTH	TEAM	ADJ.	CONF.	ADJ CONF.
Average RPI Loss:	206	RECORD	PCT. RANK	GAMES	SCHEDULE	OF SCHEDULE	RPI	RPI	RPI	RPI
DIV. I ONLY	16- 13	140	6- 4	319	339	230	230	31	31	
DIV. I NON-CONF.	3- 8	262	0- 0	216	284	263	263	32	32	
TOTALS	RPI 1-25	RPI 26-50	W-L RECORDS	RPI 51-100	RPI 101-150	RPI 150+				
16- 13	0- 0	0- 2	OVERALL	0- 0	0- 2	16- 9				
7- 5	0- 0	0- 0	HOME	0- 0	0- 1	7- 4				
9- 6	0- 0	0- 2	AWAY	0- 0	0- 1	9- 3				
0- 2	0- 0	0- 0	NEUTRAL	0- 0	0- 0	0- 2				
3- 8	0- 0	0- 2	NON-CONFERENCE	0- 0	0- 2	3- 4				
1- 2	0- 0	0- 0	HOME	0- 0	0- 1	1- 1				
2- 4	0- 0	0- 2	AWAY	0- 0	0- 1	2- 1				
0- 2	0- 0	0- 0	NEUTRAL	0- 0	0- 0	0- 2				
13- 5	0- 0	0- 0	CONFERENCE	0- 0	0- 0	13- 5				
6- 3	0- 0	0- 0	HOME	0- 0	0- 0	6- 3				
7- 2	0- 0	0- 0	AWAY	0- 0	0- 0	7- 2				
0- 0	0- 0	0- 0	NEUTRAL	0- 0	0- 0	0- 0				

RPI S	Opponent	Score	RPI S	Opponent	Score	RPI S	Opponent	Score	RPI S	Opponent	Score	Team's RPI: 230
			34	A South Fla.	80 129				115	H Cornell	72 78	
			36	A Marquette	91 104				130	A William & Mary	60 73	
									174	H Columbia	77 84	
									193	A Robert Morris	70 55	
									193	H Robert Morris	68 70	
									194	A Sacred Heart	63 73	
									194	H Sacred Heart	83 69	
									212	A Wisconsin	103 100	
									248	H Canisius	95 74	
									255	A Coastal Caro.	70 59	
									261	N UMES	82 90	
									264	A Bryant	70 85	
									264	H Bryant	79 67	
									291	A Mt. St. Mary's	97 88	
									291	H Mt. St. Mary's	58 66	
									311	A Youngstown St.	68 69	
									317	A Central Conn. St.	72 70	
									317	H Central Conn. St.	87 81	
									324	A St. Francis Brooklyn	75 59	
									324	H St. Francis Brooklyn	79 62	
									334	A LIU Brooklyn	74 30	
									334	H LIU Brooklyn	66 52	
									336	N Jackson St.	84 88	
									338	A Fairleigh Dickinson	82 79	
									338	H Fairleigh Dickinson	73 64	
									343	A Wagner	67 46	
LAST 12 Division I GAMES:												
			194	H Sacred Heart	83 69				324	A St. Francis Brooklyn	75 59	
			338	H Fairleigh Dickinson	73 64				334	A LIU Brooklyn	74 30	
			317	A Central Conn. St.	72 70				193	H Robert Morris	68 70	
			264	A Bryant	70 85				343	A Wagner	67 46	
			343	H Wagner	71 87				264	H Bryant	79 67	
			291	H Mt. St. Mary's	58 66				317	H Central Conn. St.	87 81	

Non-Div I Games:

Saint Francis (PA)

■ Loss, 
 ■ Non-Conf, 
 ■ S Site, 
 ■ Home 
 ■ A Away 
 N Neutral

RPI	S	Opponent	Score
343	H	Wagner	71 87

## Saint Joseph's

Through Games Of March 2, 2017

Average RPI Win:	195	WON-LOST	WINNING	LAST 10	STRENGTH OF	OPP. STRENGTH	TEAM	ADJ.	CONF.	ADJ CONF.
Average RPI Loss:	90	RECORD	PCT. RANK	GAMES	SCHEDULE	OF SCHEDULE	RPI	RPI	RPI	RPI
DIV. I ONLY	16- 13	140	9- 1	59	124	110	110	12	12	
DIV. I NON-CONF.	3- 9	275	0- 0	19	96	161	161	12	12	
TOTALS	RPI 1-25	RPI 26-50	W-L RECORDS	RPI 51-100	RPI 101-150	RPI 150+				
16- 13	0- 1	0- 4	OVERALL	1- 4	6- 2	9- 2				
10- 5	0- 1	0- 1	HOME	0- 2	3- 0	7- 1				
6- 7	0- 0	0- 1	AWAY	1- 0	3- 1	2- 0				
0- 1	0- 0	0- 0	NEUTRAL	0- 1	0- 0	0- 0				
3- 9	0- 1	0- 2	NON-CONFERENCE	1- 4	1- 1	1- 1				
1- 5	0- 1	0- 1	HOME	0- 2	0- 0	1- 1				
2- 3	0- 0	0- 1	AWAY	1- 1	1- 1	0- 0				
0- 1	0- 0	0- 0	NEUTRAL	0- 1	0- 0	0- 0				
13- 4	0- 0	0- 2	CONFERENCE	0- 0	5- 1	8- 1				
9- 0	0- 0	0- 0	HOME	0- 0	3- 0	6- 0				
4- 4	0- 0	0- 2	AWAY	0- 0	2- 1	2- 1				
0- 0	0- 0	0- 0	NEUTRAL	0- 0	0- 0	0- 0				

RPI	S	Opponent	Score	RPI	S	Opponent	Score	RPI	S	Opponent	Score	RPI	S	Opponent	Score	Team's RPI: 110
17	H	Temple	70 86	37	A	Central Mich.	71 73	56	H	Villanova	54 62	104	A	Saint Louis	66 63	
				41	H	James Madison	72 85	72	H	Bucknell	61 64	119	A	Fordham	39 44	
				43	A	Dayton	59 64	73	A	Penn	57 53	119	H	Fordham	47 44	
				47	A	George Washington	44 53	78	A	Drexel	49 60	137	H	Duquesne	60 58	
								86	N	BYU	56 71	141	A	VCU	80 70	
												141	H	VCU	64 58	
												142	A	New Mexico	79 67	
												150	A	Iona	57 58	
												166	A	La Salle	75 55	
												166	H	La Salle	67 58	
												189	H	Hofstra	64 75	
												195	H	George Mason	57 53	
												231	A	Richmond	52 70	
												241	H	St. Bonaventure	70 53	
												277	H	Davidson	69 54	
												299	A	Rhode Island	75 49	
												299	H	Rhode Island	77 51	
												306	H	Massachusetts	81 50	
												314	H	NJIT	75 36	
LAST 12 Division I GAMES:																
299	H	Rhode Island	77 51	104	A	Saint Louis	66 63									
195	H	George Mason	57 53	137	H	Duquesne	60 58									
277	H	Davidson	69 54	241	H	St. Bonaventure	70 53									
141	A	VCU	80 70	299	A	Rhode Island	75 49									
166	H	La Salle	67 58	43	A	Dayton	59 64									
119	A	Fordham	39 44	119	H	Fordham	47 44									

Non-Div I Games:

Saint Joseph's

■ Loss, 
 ■ Non-Conf, 
 ■ S Site, 
 ■ H Home 
 ■ A Away 
 N Neutral

## Saint Louis

Through Games Of March 2, 2017

Average RPI Win:	216	WON-LOST	WINNING	LAST 10	STRENGTH OF	OPP. STRENGTH	TEAM	ADJ.	CONF.	ADJ CONF.
Average RPI Loss:	107	RECORD	PCT. RANK	GAMES	SCHEDULE	OF SCHEDULE	RPI	RPI	RPI	RPI
DIV. I ONLY	23- 7	33	8- 2	281	114	104	104	12	12	
DIV. I NON-CONF.	10- 3	54	0- 0	325	144	132	132	12	12	
TOTALS	RPI 1-25	RPI 26-50	W-L RECORDS	RPI 51-100	RPI 101-150	RPI 150+				
23- 7	1- 0	1- 3	OVERALL	1- 0	3- 2	17- 2				
12- 3	1- 0	1- 1	HOME	1- 0	2- 1	7- 1				
11- 4	0- 0	0- 2	AWAY	0- 0	1- 1	10- 1				
0- 0	0- 0	0- 0	NEUTRAL	0- 0	0- 0	0- 0				
10- 3	1- 0	0- 1	NON-CONFERENCE	1- 0	0- 0	8- 2				
5- 1	1- 0	0- 0	HOME	1- 0	0- 0	3- 1				
5- 2	0- 0	0- 1	AWAY	0- 0	0- 0	5- 1				
0- 0	0- 0	0- 0	NEUTRAL	0- 0	0- 0	0- 0				
13- 4	0- 0	1- 2	CONFERENCE	0- 0	3- 2	9- 0				
7- 2	0- 0	1- 1	HOME	0- 0	2- 1	4- 0				
6- 2	0- 0	0- 1	AWAY	0- 0	1- 1	5- 0				
0- 0	0- 0	0- 0	NEUTRAL	0- 0	0- 0	0- 0				

RPI S	Opponent	Score	RPI S	Opponent	Score	RPI S	Opponent	Score	RPI S	Opponent	Score	Team's RPI: 104
19	H Missouri	72 61	43	A Dayton	62 68	95	H Washington St.	73 70	110	H Saint Joseph's	63 66	
			43	H Dayton	67 78				119	H Fordham	82 58	
			47	H George Washington	67 59				137	A Duquesne	65 94	
			50	A Little Rock	43 56				141	A VCU	62 48	
									141	H VCU	77 72	
									151	A Tulsa	64 70	
									166	A La Salle	79 74	
									195	H George Mason	89 50	
									198	H SIUE	90 49	
									206	A Loyola Marymount	90 76	
									218	H Indiana St.	67 70	
									231	H Richmond	73 66	
									234	A Bradley	68 58	
									241	A St. Bonaventure	74 58	
									241	H St. Bonaventure	64 49	
									266	A Southeast Mo. St.	89 50	
									277	A Davidson	106 69	
									282	H Eastern Ky.	78 51	
									298	A Lipscomb	83 38	
									299	A Rhode Island	68 50	
									306	A Massachusetts	81 60	
									306	H Massachusetts	91 51	
									325	A UC Irvine	79 69	
									327	H Morgan St.	71 43	
LAST 12 Division I GAMES:												
306	H Massachusetts	91 51	110	H Saint Joseph's	63 66							
43	A Dayton	62 68	306	A Massachusetts	81 60							
231	H Richmond	73 66	119	H Fordham	82 58							
166	A La Salle	79 74	47	H George Washington	67 59							
241	A St. Bonaventure	74 58	299	A Rhode Island	68 50							
141	H VCU	77 72	137	A Duquesne	65 94							

Non-Div I Games:

Saint Louis

■ Loss, 
 ■ Non-Conf, S Site, 
 ■ Home 
 ■ Away 
 N Neutral

## Saint Peter's

Through Games Of March 2, 2017

Average RPI Win:	275	WON-LOST	WINNING	LAST 10	STRENGTH OF	OPP. STRENGTH	TEAM	ADJ.	CONF.	ADJ CONF.
Average RPI Loss:	172	RECORD	PCT. RANK	GAMES	SCHEDULE	OF SCHEDULE	RPI	RPI	RPI	RPI
DIV. I ONLY	3- 27	342	0- 10	175	236	326	326	18	18	
DIV. I NON-CONF.	1- 8	314	0- 0	120	246	305	305	17	17	
TOTALS	RPI 1-25	RPI 26-50	W-L RECORDS	RPI 51-100	RPI 101-150	RPI 150+				
3- 27	0- 2	0- 2	OVERALL	0- 1	0- 5	3- 17				
2- 9	0- 0	0- 1	HOME	0- 0	0- 2	2- 6				
1- 14	0- 0	0- 0	AWAY	0- 0	0- 0	1- 1				
0- 4	0- 0	0- 0	NEUTRAL	0- 0	0- 1	0- 3				
1- 8	0- 2	0- 0	NON-CONFERENCE	0- 1	0- 1	1- 4				
1- 0	0- 0	0- 0	HOME	0- 0	0- 0	1- 0				
0- 5	0- 2	0- 0	AWAY	0- 1	0- 0	0- 2				
0- 3	0- 0	0- 0	NEUTRAL	0- 0	0- 1	0- 2				
2- 19	0- 0	0- 2	CONFERENCE	0- 0	0- 4	2- 13				
1- 9	0- 0	0- 1	HOME	0- 0	0- 2	1- 6				
1- 9	0- 0	0- 1	AWAY	0- 0	0- 2	1- 6				
0- 1	0- 0	0- 0	NEUTRAL	0- 0	0- 0	0- 1				

RPI	S	Opponent	Score	RPI	S	Opponent	Score	RPI	S	Opponent	Score	RPI	S	Opponent	Score	Team's RPI: 326
3	A	South Carolina	38 93	38	A	Quinnipiac	47 82	85	A	Penn St.	50 106	117	A	Rider	46 47	
20	A	Maryland	49 101	38	H	Quinnipiac	51 84					117	H	Rider	43 56	
												139	N	Maine	43 59	
												150	A	Iona	50 51	
												150	H	Iona	58 66	
												167	A	Fairfield	38 50	
												167	H	Fairfield	39 56	
												168	A	Siena	55 80	
												168	H	Siena	60 76	
												172	N	Hampton	42 71	
												176	A	Brown	71 80	
												217	A	Monmouth	59 76	
												217	H	Monmouth	42 58	
												228	A	Marist	73 69	
												228	H	Marist	58 66	
												228	N	Marist	60 71	
												238	N	Bowling Green	68 73	
												248	A	Canisius	56 61	
												248	H	Canisius	54 59	
												259	A	Niagara	63 71	
												259	H	Niagara	78 66	
												275	A	Manhattan	44 57	
												275	H	Manhattan	65 69	
												324	A	St. Francis Brooklyn	52 58	
												338	H	Fairleigh Dickinson	65 43	
LAST 12 Division I GAMES:																
228	N	Marist	60 71	217	H	Monmouth	42 58									
168	H	Siena	60 76	167	A	Fairfield	38 50									
150	A	Iona	50 51	228	H	Marist	58 66									
259	A	Niagara	63 71	275	A	Manhattan	44 57									
248	A	Canisius	56 61	117	A	Rider	46 47									
167	H	Fairfield	39 56	275	H	Manhattan	65 69									

Non-Div I Games:

Saint Peter's

■ Loss, 
 ■ Non-Conf, 
 ■ S Site, 
 ■ H Home 
 ■ A Away 
 N Neutral

Average RPI Win:	320	WON-LOST	WINNING	LAST 10	STRENGTH OF	OPP. STRENGTH	TEAM	ADJ.	CONF.	ADJ CONF.
Average RPI Loss:	202	RECORD	PCT. RANK	GAMES	SCHEDULE	OF SCHEDULE	RPI	RPI	RPI	RPI
DIV. I ONLY	3- 23	334	3- 7	264	313	342	342	27	27	
DIV. I NON-CONF.	0- 9	335	0- 0	183	295	340	340	27	27	
TOTALS	RPI 1-25	RPI 26-50	W-L RECORDS	RPI 51-100	RPI 101-150	RPI 150+				
3- 23	0- 0	0- 1	OVERALL	0- 1	0- 7	3- 14				
3- 7	0- 0	0- 0	HOME	0- 1	0- 2	3- 4				
0- 15	0- 0	0- 1	AWAY	0- 0	0- 3	0- 7				
0- 1	0- 0	0- 0	NEUTRAL	0- 0	0- 0	0- 1				
0- 9	0- 0	0- 1	NON-CONFERENCE	0- 0	0- 2	0- 6				
0- 1	0- 0	0- 0	HOME	0- 0	0- 0	0- 1				
0- 7	0- 0	0- 1	AWAY	0- 0	0- 2	0- 4				
0- 1	0- 0	0- 0	NEUTRAL	0- 0	0- 0	0- 1				
3- 14	0- 0	0- 0	CONFERENCE	0- 1	0- 5	3- 8				
3- 6	0- 0	0- 0	HOME	0- 1	0- 2	3- 3				
0- 8	0- 0	0- 0	AWAY	0- 0	0- 3	0- 5				
0- 0	0- 0	0- 0	NEUTRAL	0- 0	0- 0	0- 0				

RPI S	Opponent	Score	RPI S	Opponent	Score	RPI S	Opponent	Score	RPI S	Opponent	Score	Team's RPI: 342
32	A LSU	41 89	91	H SFA	65 83	101	A Central Ark.	48 75	106	A Abilene Christian	56 78	
						106	H Abilene Christian	39 72	134	A Lamar University	51 84	
						134	H Lamar University	44 70	148	A Texas St.	46 69	
						149	A TCU	37 81	162	A Rice	51 77	
						169	A Arkansas	39 71	213	A New Orleans	49 78	
						224	A UTRGV	50 78	224	H UTRGV	45 69	
						256	N Marshall	50 73	271	A Prairie View	65 75	
						287	A McNeese	56 79	287	H McNeese	58 61	
						288	H A&M-Corpus Christi	37 63	293	A Northwestern St.	51 78	
						293	H Northwestern St.	92 73	294	H Nicholls St.	59 66	
						329	H Southeastern La.	68 61	330	A Incarnate Word	55 82	
						339	A Houston Baptist	51 61	339	H Houston Baptist	78 63	
LAST 12 Division I GAMES:												
287	H McNeese	58 61	134	A Lamar University	51 84							
106	H Abilene Christian	39 72	106	A Abilene Christian	56 78							
293	H Northwestern St.	92 73	91	H SFA	65 83							
330	A Incarnate Word	55 82	329	H Southeastern La.	68 61							
101	A Central Ark.	48 75	288	H A&M-Corpus Christi	37 63							
339	H Houston Baptist	78 63	134	H Lamar University	44 70							

Non-Div I Games: Wiley 51 57

Sam Houston St.

Loss, Non-Conf, S Site, H Home A Away N Neutral

Average RPI Win: <b>220</b>	WON-LOST	WINNING	LAST 10	STRENGTH OF	OPP. STRENGTH	TEAM	ADJ.	CONF.	ADJ CONF.
Average RPI Loss: <b>141</b>	RECORD	PCT. RANK	GAMES	SCHEDULE	OF SCHEDULE	RPI	RPI	RPI	RPI
DIV. I ONLY	<b>11- 18</b>	<b>244</b>	<b>3- 6</b>	<b>161</b>	<b>168</b>	<b>227</b>	<b>227</b>	<b>17</b>	<b>17</b>
DIV. I NON-CONF.	<b>6- 8</b>	<b>203</b>	<b>0- 0</b>	<b>175</b>	<b>90</b>	<b>197</b>	<b>197</b>	<b>20</b>	<b>20</b>
TOTALS	RPI 1-25	RPI 26-50	W-L RECORDS	RPI 51-100	RPI 101-150	RPI 150+			
11- 18	0- 1	0- 1	OVERALL	1- 7	1- 0	9- 9			
7- 6	0- 0	0- 0	HOME	0- 3	1- 0	6- 3			
3- 10	0- 1	0- 1	AWAY	1- 4	0- 0	2- 4			
1- 2	0- 0	0- 0	NEUTRAL	0- 0	0- 0	1- 2			
6- 8	0- 1	0- 1	NON-CONFERENCE	1- 3	1- 0	4- 3			
5- 1	0- 0	0- 0	HOME	0- 1	1- 0	4- 0			
1- 5	0- 1	0- 1	AWAY	1- 2	0- 0	0- 1			
0- 2	0- 0	0- 0	NEUTRAL	0- 0	0- 0	0- 2			
5- 10	0- 0	0- 0	CONFERENCE	0- 4	0- 0	5- 6			
2- 5	0- 0	0- 0	HOME	0- 2	0- 0	2- 3			
2- 5	0- 0	0- 0	AWAY	0- 2	0- 0	2- 3			
1- 0	0- 0	0- 0	NEUTRAL	0- 0	0- 0	1- 0			

RPI	S	Opponent	Score	RPI	S	Opponent	Score	RPI	S	Opponent	Score	RPI	S	Opponent	Score	Team's RPI: 227
14	A	Kentucky	57 <b>80</b>	27	A	Harvard	52 <b>57</b>	55	A	Georgia Tech	57 <b>62</b>	144	H	Memphis	48 <b>42</b>	
								59	H	Belmont	54 <b>73</b>	172	N	Hampton	57 <b>63</b>	
								81	A	Chattanooga	45 <b>51</b>	179	N	UC Riverside	48 <b>51</b>	
								81	H	Chattanooga	61 <b>77</b>	180	H	UAB	52 <b>49</b>	
								82	A	Wake Forest	40 <b>51</b>	200	H	Alabama St.	63 <b>49</b>	
								84	A	Georgia	65 <b>59</b>	201	A	UNCG	40 <b>64</b>	
								89	A	Mercer	49 <b>59</b>	201	H	UNCG	47 <b>55</b>	
								89	H	Mercer	68 <b>76</b>	203	A	ETSU	56 <b>61</b>	
												203	H	ETSU	57 <b>69</b>	
												203	N	ETSU	67 <b>64</b>	
												226	H	UT Martin	69 <b>62</b>	
												236	A	Wofford	55 <b>48</b>	
												236	H	Wofford	57 <b>54</b>	
												252	A	Furman	48 <b>53</b>	
												252	H	Furman	50 <b>54</b>	
												279	A	Western Caro.	49 <b>42</b>	
												279	H	Western Caro.	51 <b>50</b>	
												299	A	Rhode Island	63 <b>78</b>	
												349	H	Alabama A&M	61 <b>37</b>	
LAST 12 Division I GAMES:																
		203	N	ETSU			67	64			81	A	Chattanooga			45 <b>51</b>
		89	H	Mercer			68	<b>76</b>			203	A	ETSU			56 <b>61</b>
		236	A	Wofford			55	48			89	A	Mercer			49 <b>59</b>
		252	A	Furman			48	<b>53</b>			252	H	Furman			50 <b>54</b>
		279	H	Western Caro.			51	50			236	H	Wofford			57 <b>54</b>
		201	H	UNCG			47	<b>55</b>			201	A	UNCG			40 <b>64</b>

Non-Div I Games: AUM 72 50

Samford

■ Loss, 
 ■ Non-Conf, 
 ■ S Site, 
 ■ Home 
 ■ A Away 
 N Neutral

## San Diego

Through Games Of March 2, 2017

Average RPI Win:	231	WON-LOST	WINNING	LAST 10	STRENGTH OF	OPP. STRENGTH	TEAM	ADJ.	CONF.	ADJ CONF.
Average RPI Loss:	149	RECORD	PCT. RANK	GAMES	SCHEDULE	OF SCHEDULE	RPI	RPI	RPI	RPI
DIV. I ONLY	14- 15	183	5- 5	266	156	215	215	15	15	
DIV. I NON-CONF.	6- 4	127	0- 0	247	243	180	180	13	13	
TOTALS	RPI 1-25	RPI 26-50	W-L RECORDS	RPI 51-100	RPI 101-150	RPI 150+				
14- 15	0- 0	0- 0	OVERALL	0- 5	1- 6	13- 4				
10- 5	0- 0	0- 0	HOME	0- 2	1- 2	9- 1				
3- 10	0- 0	0- 0	AWAY	0- 0	0- 0	3- 1				
1- 0	0- 0	0- 0	NEUTRAL	0- 0	0- 0	1- 0				
6- 4	0- 0	0- 0	NON-CONFERENCE	0- 1	0- 3	6- 0				
5- 1	0- 0	0- 0	HOME	0- 0	0- 1	5- 0				
1- 3	0- 0	0- 0	AWAY	0- 1	0- 2	1- 0				
0- 0	0- 0	0- 0	NEUTRAL	0- 0	0- 0	0- 0				
8- 11	0- 0	0- 0	CONFERENCE	0- 4	1- 3	7- 4				
5- 4	0- 0	0- 0	HOME	0- 2	1- 1	4- 1				
2- 7	0- 0	0- 0	AWAY	0- 2	0- 2	2- 3				
1- 0	0- 0	0- 0	NEUTRAL	0- 0	0- 0	1- 0				

RPI S	Opponent	Score	RPI S	Opponent	Score	RPI S	Opponent	Score	RPI S	Opponent	Score	Team's RPI: 215
						75	A Gonzaga	57 62	108	H North Dakota	61 65	
						75	H Gonzaga	55 57	120	A St. Mary's (CA)	65 77	
						86	A BYU	63 81	120	H St. Mary's (CA)	73 71	
						86	H BYU	47 65	124	A Northern Colo.	51 54	
						95	A Washington St.	73 83	129	A Arizona	59 76	
									136	A San Francisco	72 81	
									136	H San Francisco	67 82	
									159	A CSUN	76 67	
									163	A Santa Clara	57 56	
									163	H Santa Clara	60 58	
									206	A Loyola Marymount	55 63	
									206	H Loyola Marymount	61 58	
									216	H Seattle U	67 44	
									235	H UC Santa Barbara	77 63	
									244	A Pacific	64 84	
									244	H Pacific	73 71	
									265	H San Diego St.	91 53	
									276	A Portland	72 54	
									276	H Portland	57 40	
									276	N Portland	74 47	
									286	H Nevada	70 54	
									310	A Pepperdine	40 57	
									310	H Pepperdine	42 55	
									346	H Cal St. Fullerton	103 50	
LAST 12 Division I GAMES:												
			276	N Portland	74 47		244	H Pacific	73 71			
			276	A Portland	72 54		120	A St. Mary's (CA)	65 77			
			75	A Gonzaga	57 62		206	A Loyola Marymount	55 63			
			163	H Santa Clara	60 58		276	H Portland	57 40			
			86	H BYU	47 65		75	H Gonzaga	55 57			
			310	A Pepperdine	40 57		136	A San Francisco	72 81			

Non-Div I Games:

San Diego

■ Loss, 
 ■ Non-Conf, 
 ■ S Site, 
 ■ Home 
 ■ A Away 
 N Neutral



## San Diego St.

## Through Games Of March 2, 2017

Average RPI Win:	231	WON-LOST	WINNING	LAST 10	STRENGTH OF	OPP. STRENGTH	TEAM	ADJ.	CONF.	ADJ CONF.
Average RPI Loss:	156	RECORD	PCT. RANK	GAMES	SCHEDULE	OF SCHEDULE	RPI	RPI	RPI	RPI
DIV. I ONLY	8- 18	278	2- 8	166	226	265	265	13	13	
DIV. I NON-CONF.	3- 6	230	0- 0	167	329	241	241	16	16	
TOTALS	RPI 1-25	RPI 26-50	W-L RECORDS	RPI 51-100	RPI 101-150	RPI 150+				
8- 18	0- 0	0- 3	OVERALL	2- 4	0- 1	6- 10				
5- 6	0- 0	0- 2	HOME	2- 0	0- 0	3- 4				
2- 11	0- 0	0- 1	AWAY	0- 3	0- 1	2- 6				
1- 1	0- 0	0- 0	NEUTRAL	0- 1	0- 0	1- 0				
3- 6	0- 0	0- 1	NON-CONFERENCE	0- 2	0- 0	3- 3				
1- 2	0- 0	0- 1	HOME	0- 0	0- 0	1- 1				
1- 3	0- 0	0- 0	AWAY	0- 1	0- 0	1- 2				
1- 1	0- 0	0- 0	NEUTRAL	0- 1	0- 0	1- 0				
5- 12	0- 0	0- 2	CONFERENCE	2- 2	0- 1	3- 7				
4- 4	0- 0	0- 1	HOME	2- 0	0- 0	2- 3				
1- 8	0- 0	0- 1	AWAY	0- 2	0- 1	1- 4				
0- 0	0- 0	0- 0	NEUTRAL	0- 0	0- 0	0- 0				

RPI S	Opponent	Score	RPI S	Opponent	Score	RPI S	Opponent	Score	RPI S	Opponent	Score	Team's RPI: 265
39	H Michigan	57 92	58	H Boise St.	84 77	142	A New Mexico	42 85				
48	A Colorado St.	43 60	83	A UC Davis	55 75	177	A Fresno St.	50 59				
48	H Colorado St.	46 80	90	A Wyoming	67 80	177	H Fresno St.	51 59				
			96	A UNLV	62 80	179	A UC Riverside	44 72				
			96	H UNLV	87 68	187	A Utah St.	47 53				
			99	N UT Arlington	58 64	187	H Utah St.	66 59				
						206	H Loyola Marymount	53 60				
						208	A San Jose St.	80 81				
						208	H San Jose St.	90 99				
						215	A San Diego	53 91				
						235	H UC Santa Barbara	84 70				
						286	A Nevada	65 88				
						286	H Nevada	83 78				
						317	N Central Conn. St.	80 62				
						323	A Air Force	64 51				
						323	H Air Force	59 62				
						346	A Cal St. Fullerton	71 61				
LAST 12 Division I GAMES:												
323	A Air Force	64 51	208	H San Jose St.	90 99							
48	H Colorado St.	46 80	177	H Fresno St.	51 59							
177	A Fresno St.	50 59	90	A Wyoming	67 80							
96	A UNLV	62 80	48	A Colorado St.	43 60							
187	H Utah St.	66 59	323	H Air Force	59 62							
286	A Nevada	65 88	96	H UNLV	87 68							

Non-Div I Games: Biola 63 48 San Diego Christian80 70

San Diego St.

Loss, Non-Conf, S Site, H Home A Away N Neutral

## San Francisco

Through Games Of March 2, 2017

Average RPI Win:	213	WON-LOST	WINNING	LAST 10	STRENGTH OF	OPP. STRENGTH	TEAM	ADJ.	CONF.	ADJ CONF.
Average RPI Loss:	136	RECORD	PCT. RANK	GAMES	SCHEDULE	OF SCHEDULE	RPI	RPI	RPI	RPI
DIV. I ONLY	18- 12	117	7- 3	194	148	136	136	15	15	
DIV. I NON-CONF.	6- 5	148	0- 0	187	145	153	153	13	13	
TOTALS	RPI 1-25	RPI 26-50	W-L RECORDS	RPI 51-100	RPI 101-150	RPI 150+				
18- 12	0- 0	0- 0	OVERALL	2- 5	1- 3	15- 4				
12- 2	0- 0	0- 0	HOME	2- 1	1- 1	9- 0				
4- 10	0- 0	0- 0	AWAY	0- 4	0- 2	4- 4				
2- 0	0- 0	0- 0	NEUTRAL	0- 0	0- 0	2- 0				
6- 5	0- 0	0- 0	NON-CONFERENCE	0- 3	1- 1	5- 1				
4- 1	0- 0	0- 0	HOME	0- 1	1- 0	3- 0				
1- 4	0- 0	0- 0	AWAY	0- 2	0- 1	1- 1				
1- 0	0- 0	0- 0	NEUTRAL	0- 0	0- 0	1- 0				
12- 7	0- 0	0- 0	CONFERENCE	2- 2	0- 2	10- 3				
8- 1	0- 0	0- 0	HOME	2- 0	0- 1	6- 0				
3- 6	0- 0	0- 0	AWAY	0- 2	0- 1	3- 3				
1- 0	0- 0	0- 0	NEUTRAL	0- 0	0- 0	1- 0				

RPI	S	Opponent	Score	RPI	S	Opponent	Score	RPI	S	Opponent	Score	RPI	S	Opponent	Score	Team's RPI: 136
52	A	California	75	108	A	North Dakota	71	52	A	California	75	108	A	North Dakota	71	
75	A	Gonzaga	61	113	H	Long Beach St.	71	75	A	Gonzaga	61	113	H	Long Beach St.	71	
75	H	Gonzaga	72	120	A	St. Mary's (CA)	75	75	H	Gonzaga	72	120	A	St. Mary's (CA)	75	
83	H	UC Davis	78	120	H	St. Mary's (CA)	64	83	H	UC Davis	78	120	H	St. Mary's (CA)	64	
86	A	BYU	73	163	A	Santa Clara	74	86	A	BYU	73	163	A	Santa Clara	74	
86	H	BYU	63	163	H	Santa Clara	68	86	H	BYU	63	163	H	Santa Clara	68	
95	A	Washington St.	73	177	A	Fresno St.	61	95	A	Washington St.	73	177	A	Fresno St.	61	
				206	A	Loyola Marymount	72					206	A	Loyola Marymount	72	
				206	H	Loyola Marymount	73					206	H	Loyola Marymount	73	
				206	N	Loyola Marymount	67					206	N	Loyola Marymount	67	
				208	H	San Jose St.	71					208	H	San Jose St.	71	
				215	A	San Diego	67					215	A	San Diego	67	
				215	H	San Diego	72					215	H	San Diego	72	
				216	H	Seattle U	59					216	H	Seattle U	59	
				244	A	Pacific	63					244	A	Pacific	63	
				244	H	Pacific	64					244	H	Pacific	64	
				258	A	Cal Poly	67					258	A	Cal Poly	67	
				276	A	Portland	56					276	A	Portland	56	
				276	H	Portland	71					276	H	Portland	71	
				279	N	Western Caro.	52					279	N	Western Caro.	52	
				281	H	Sacramento St.	80					281	H	Sacramento St.	80	
				310	A	Pepperdine	81					310	A	Pepperdine	81	
				310	H	Pepperdine	78					310	H	Pepperdine	78	
LAST 12 Division I GAMES:																
206	N	Loyola Marymount	80	67	163	A	Santa Clara	61	74							
310	H	Pepperdine	84	78	206	A	Loyola Marymount	79	72							
206	H	Loyola Marymount	89	73	310	A	Pepperdine	59	81							
276	H	Portland	83	71	244	H	Pacific	67	64							
75	H	Gonzaga	77	72	120	H	St. Mary's (CA)	62	64							
86	A	BYU	61	73	215	H	San Diego	81	72							

Non-Div I Games:

San Francisco

■ Loss, 
 ■ Non-Conf, 
 ■ S Site, 
 ■ Home 
 ■ A Away 
 N Neutral

## San Jose St.

Through Games Of March 2, 2017

Average RPI Win:	239	WON-LOST	WINNING	LAST 10	STRENGTH OF	OPP. STRENGTH	TEAM	ADJ.	CONF.	ADJ CONF.
Average RPI Loss:	114	RECORD	PCT. RANK	GAMES	SCHEDULE	OF SCHEDULE	RPI	RPI	RPI	RPI
DIV. I ONLY	9- 19	265	4- 6	102	121	208	208	13	13	
DIV. I NON-CONF.	2- 9	293	0- 0	87	43	225	225	16	16	
TOTALS	RPI 1-25	RPI 26-50	W-L RECORDS	RPI 51-100	RPI 101-150	RPI 150+				
9- 19	0- 1	0- 4	OVERALL	1- 5	0- 4	8- 5				
5- 6	0- 0	0- 1	HOME	0- 2	0- 2	5- 1				
4- 11	0- 0	0- 2	AWAY	1- 3	0- 1	3- 4				
0- 2	0- 1	0- 1	NEUTRAL	0- 0	0- 0	0- 0				
2- 9	0- 1	0- 2	NON-CONFERENCE	0- 1	0- 3	2- 2				
1- 2	0- 0	0- 0	HOME	0- 0	0- 1	1- 1				
1- 5	0- 0	0- 1	AWAY	0- 1	0- 2	1- 1				
0- 2	0- 1	0- 1	NEUTRAL	0- 0	0- 0	0- 0				
7- 10	0- 0	0- 2	CONFERENCE	1- 4	0- 1	6- 3				
4- 4	0- 0	0- 1	HOME	0- 2	0- 1	4- 0				
3- 6	0- 0	0- 1	AWAY	1- 2	0- 0	2- 3				
0- 0	0- 0	0- 0	NEUTRAL	0- 0	0- 0	0- 0				

RPI 1-25				RPI 26-50				RPI 51-100				RPI 101+ Team's RPI: 208			
RPI	S	Opponent	Score	RPI	S	Opponent	Score	RPI	S	Opponent	Score	RPI	S	Opponent	Score
5	N	Mississippi St.	51 88	31	A	Arizona St.	37 82	58	A	Boise St.	64 86	120	H	St. Mary's (CA)	64 85
				40	N	Oregon	62 91	58	H	Boise St.	61 69	136	A	San Francisco	71 79
				48	A	Colorado St.	67 70	61	A	South Dakota	69 84	142	H	New Mexico	72 82
				48	H	Colorado St.	56 68	90	A	Wyoming	60 89	147	A	New Mexico St.	55 66
								96	A	UNLV	76 65	163	H	Santa Clara	75 64
								96	H	UNLV	55 63	177	A	Fresno St.	74 88
												177	H	Fresno St.	77 68
												187	A	Utah St.	78 82
												197	A	Nebraska	61 83
												244	H	Pacific	96 99
												257	A	Hawaii	77 61
												265	A	San Diego St.	99 90
												265	H	San Diego St.	81 80
												286	A	Nevada	85 108
												286	H	Nevada	107 84
												323	A	Air Force	83 67
												323	H	Air Force	86 74
LAST 12 Division I GAMES:															
				286	A	Nevada	85 108	265	A	San Diego St.	99 90				
				58	H	Boise St.	61 69	142	H	New Mexico	72 82				
				187	A	Utah St.	78 82	96	A	UNLV	76 65				
				323	A	Air Force	83 67	48	H	Colorado St.	56 68				
				177	H	Fresno St.	77 68	58	A	Boise St.	64 86				
				96	H	UNLV	55 63	90	A	Wyoming	60 89				

Non-Div I Games: Stanislaus St. 90 85

San Jose St.

Loss, Non-Conf, S Site, H Home A Away N Neutral

Santa Clara

Through Games Of March 2, 2017

Average RPI Win:	205	WON-LOST	WINNING	LAST 10	STRENGTH OF	OPP. STRENGTH	TEAM	ADJ.	CONF.	ADJ CONF.
Average RPI Loss:	117	RECORD	PCT. RANK	GAMES	SCHEDULE	OF SCHEDULE	RPI	RPI	RPI	RPI
DIV. I ONLY	13- 16	204	5- 5	96	155	163	163	15	15	
DIV. I NON-CONF.	4- 6	209	0- 1	22	124	96	96	13	13	
TOTALS	RPI 1-25	RPI 26-50	W-L RECORDS	RPI 51-100	RPI 101-150	RPI 150+				
13- 16	0- 0	1- 1	OVERALL	1- 7	2- 4	9- 4				
7- 4	0- 0	0- 0	HOME	1- 2	1- 1	5- 1				
4- 8	0- 0	0- 0	AWAY	0- 0	0- 0	4- 0				
2- 4	0- 0	1- 1	NEUTRAL	0- 2	1- 1	0- 0				
4- 6	0- 0	1- 1	NON-CONFERENCE	0- 4	1- 0	2- 1				
1- 1	0- 0	0- 0	HOME	0- 1	0- 0	1- 0				
1- 2	0- 0	0- 0	AWAY	0- 1	0- 0	1- 1				
2- 3	0- 0	1- 1	NEUTRAL	0- 2	1- 0	0- 0				
9- 10	0- 0	0- 0	CONFERENCE	1- 3	1- 4	7- 3				
6- 3	0- 0	0- 0	HOME	1- 1	1- 1	4- 1				
3- 6	0- 0	0- 0	AWAY	0- 2	0- 2	3- 2				
0- 1	0- 0	0- 0	NEUTRAL	0- 0	0- 1	0- 0				

RPI S	Opponent	Score	RPI S	Opponent	Score	RPI S	Opponent	Score	RPI S	Opponent	Score	Team's RPI: 163
34 N	South Fla.	54 63	36 N	Marquette	65 62	52 A	California	58 73	120 A	St. Mary's (CA)	53 55	
						62 H	Northwestern	75 87	120 H	St. Mary's (CA)	58 73	
						68 N	Oklahoma St.	53 67	120 N	St. Mary's (CA)	57 60	
						75 A	Gonzaga	39 51	136 A	San Francisco	68 77	
						75 H	Gonzaga	49 50	136 H	San Francisco	74 61	
						80 N	Montana St.	50 77	147 N	New Mexico St.	60 46	
						86 A	BYU	66 72	157 H	Idaho St.	82 78	
						86 H	BYU	64 63	206 A	Loyola Marymount	50 61	
									206 H	Loyola Marymount	71 64	
									208 A	San Jose St.	64 75	
									215 A	San Diego	58 60	
									215 H	San Diego	56 57	
									235 A	UC Santa Barbara	69 58	
									244 A	Pacific	61 51	
									244 H	Pacific	68 51	
									276 A	Portland	56 44	
									276 H	Portland	68 56	
									310 A	Pepperdine	69 48	
									310 H	Pepperdine	61 40	
LAST 12 Division I GAMES:												
120 N	St. Mary's (CA)	57 60	244 H	Pacific	68 51							
34 N	South Fla.	54 63	136 H	San Francisco	74 61							
120 H	St. Mary's (CA)	58 73	75 H	Gonzaga	49 50							
244 A	Pacific	61 51	276 H	Portland	68 56							
215 A	San Diego	58 60	120 A	St. Mary's (CA)	53 55							
310 A	Pepperdine	69 48	86 A	BYU	66 72							

Non-Div I Games: UC Santa Cruz 85 39

Santa Clara

Loss, Non-Conf, S Site, H Home A Away N Neutral

Average RPI Win:	290	WON-LOST	WINNING	LAST 10	STRENGTH OF	OPP. STRENGTH	TEAM	ADJ.	CONF.	ADJ CONF.
Average RPI Loss:	185	RECORD	PCT. RANK	GAMES	SCHEDULE	OF SCHEDULE	RPI	RPI	RPI	RPI
DIV. I ONLY	9- 18	259	4- 5	274	314	301	301	32	32	
DIV. I NON-CONF.	1- 10	325	0- 0	67	64	275	275	31	31	
TOTALS	RPI 1-25	RPI 26-50	W-L RECORDS	RPI 51-100	RPI 101-150	RPI 150+				
9- 18	0- 2	0- 2	OVERALL	0- 1	0- 1	9- 12				
7- 6	0- 1	0- 0	HOME	0- 1	0- 0	7- 4				
2- 12	0- 1	0- 2	AWAY	0- 0	0- 1	2- 8				
0- 0	0- 0	0- 0	NEUTRAL	0- 0	0- 0	0- 0				
1- 10	0- 2	0- 2	NON-CONFERENCE	0- 1	0- 1	1- 4				
1- 4	0- 1	0- 0	HOME	0- 1	0- 0	1- 2				
0- 6	0- 1	0- 2	AWAY	0- 0	0- 1	0- 2				
0- 0	0- 0	0- 0	NEUTRAL	0- 0	0- 0	0- 0				
8- 8	0- 0	0- 0	CONFERENCE	0- 0	0- 0	8- 8				
6- 2	0- 0	0- 0	HOME	0- 0	0- 0	6- 2				
2- 6	0- 0	0- 0	AWAY	0- 0	0- 0	2- 6				
0- 0	0- 0	0- 0	NEUTRAL	0- 0	0- 0	0- 0				

RPI 1-25				RPI 26-50				RPI 51-100				RPI 101+ Team's RPI: 301			
RPI	S	Opponent	Score	RPI	S	Opponent	Score	RPI	S	Opponent	Score	RPI	S	Opponent	Score
3	H	South Carolina	30 70	44	A	Auburn	46 75	93	H	Jacksonville	40 55	103	A	FGCU	40 89
7	A	Washington	36 87	49	A	Iowa St.	51 74					172	A	Hampton	46 75
												172	H	Hampton	55 51
												175	H	Bethune-Cookman	31 38
												200	H	Alabama St.	54 39
												211	A	Seton Hall	60 74
												219	A	Howard	49 55
												222	H	Ga. Southern	45 50
												247	H	Jacksonville St.	57 64
												261	A	UMES	59 58
												272	A	Norfolk St.	55 61
												272	H	Norfolk St.	59 53
												278	A	Kennesaw St.	60 72
												284	H	Coppin St.	47 59
												292	A	N.C. A&T	54 89
												327	A	Morgan St.	43 50
												327	H	Morgan St.	66 62
												331	H	Florida A&M	56 52
												332	A	N.C. Central	51 58
												347	H	Delaware St.	64 57
												348	A	South Carolina St.	60 49
												348	H	South Carolina St.	53 45
LAST 12 Division I GAMES:															
348	H	South Carolina St.	53 45	172	H	Hampton	55 51								
332	A	N.C. Central	51 58	261	A	UMES	59 58								
292	A	N.C. A&T	54 89	219	A	Howard	49 55								
284	H	Coppin St.	47 59	347	H	Delaware St.	64 57								
327	A	Morgan St.	43 50	327	H	Morgan St.	66 62								
272	H	Norfolk St.	59 53	348	A	South Carolina St.	60 49								

Non-Div I Games: Columbia (SC) 68 52 Allen 91 48

Savannah St.

Loss, Non-Conf, S Site, H Home A Away N Neutral

Average RPI Win: <b>292</b>	WON-LOST	WINNING	LAST 10	STRENGTH OF	OPP. STRENGTH	TEAM	ADJ.	CONF.	ADJ CONF.
Average RPI Loss: <b>145</b>	RECORD	PCT. RANK	GAMES	SCHEDULE	OF SCHEDULE	RPI	RPI	RPI	RPI
DIV. I ONLY	<b>12- 16</b>	<b>214</b>	<b>6- 4</b>	<b>190</b>	<b>303</b>	<b>216</b>	<b>216</b>	<b>29</b>	<b>29</b>
DIV. I NON-CONF.	<b>3- 12</b>	<b>288</b>	<b>0- 0</b>	<b>123</b>	<b>250</b>	<b>273</b>	<b>273</b>	<b>29</b>	<b>29</b>
TOTALS	RPI 1-25	RPI 26-50	W-L RECORDS	RPI 51-100	RPI 101-150	RPI 150+			
12- 16	0- 1	0- 1	OVERALL	0- 3	0- 4	12- 7			
6- 7	0- 1	0- 0	HOME	0- 0	0- 2	6- 4			
6- 9	0- 0	0- 1	AWAY	0- 3	0- 2	6- 3			
0- 0	0- 0	0- 0	NEUTRAL	0- 0	0- 0	0- 0			
3- 12	0- 1	0- 1	NON-CONFERENCE	0- 3	0- 2	3- 5			
2- 5	0- 1	0- 0	HOME	0- 0	0- 1	2- 3			
1- 7	0- 0	0- 1	AWAY	0- 3	0- 1	1- 2			
0- 0	0- 0	0- 0	NEUTRAL	0- 0	0- 0	0- 0			
9- 4	0- 0	0- 0	CONFERENCE	0- 0	0- 2	9- 2			
4- 2	0- 0	0- 0	HOME	0- 0	0- 1	4- 1			
5- 2	0- 0	0- 0	AWAY	0- 0	0- 1	5- 1			
0- 0	0- 0	0- 0	NEUTRAL	0- 0	0- 0	0- 0			

RPI 1-25				RPI 26-50				RPI 51-100				RPI 101+ Team's RPI: 216			
RPI	S	Opponent	Score	RPI	S	Opponent	Score	RPI	S	Opponent	Score	RPI	S	Opponent	Score
7	H	Washington	64 <b>94</b>	48	A	Colorado St.	62 <b>66</b>	58	A	Boise St.	68 <b>73</b>	136	A	San Francisco	59 <b>73</b>
								80	A	Montana St.	56 <b>75</b>	140	H	Idaho	64 <b>68</b>
								94	A	SMU	43 <b>77</b>	147	A	New Mexico St.	69 <b>73</b>
												147	H	New Mexico St.	61 <b>64</b>
												159	H	CSUN	64 <b>68</b>
												179	A	UC Riverside	54 <b>58</b>
												206	H	Loyola Marymount	59 <b>62</b>
												215	A	San Diego	44 <b>67</b>
												224	A	UTRGV	67 <b>54</b>
												224	H	UTRGV	57 <b>58</b>
												229	A	Grand Canyon	77 <b>82</b>
												229	H	Grand Canyon	86 <b>60</b>
												235	H	UC Santa Barbara	58 <b>53</b>
												245	H	Portland St.	71 <b>79</b>
												268	A	CSU Bakersfield	63 <b>52</b>
												268	H	CSU Bakersfield	54 <b>47</b>
												308	A	Denver	75 <b>72</b>
												315	A	UMKC	75 <b>65</b>
												315	H	UMKC	74 <b>52</b>
												328	H	Montana	60 <b>44</b>
												333	A	Utah Valley	69 <b>51</b>
												340	A	Chicago St.	64 <b>51</b>
												340	H	Chicago St.	82 <b>53</b>
LAST 12 Division I GAMES:															
				147	H	New Mexico St.	61 <b>64</b>					333	A	Utah Valley	69 <b>51</b>
				224	H	UTRGV	57 <b>58</b>					224	A	UTRGV	67 <b>54</b>
				268	A	CSU Bakersfield	63 <b>52</b>					147	A	New Mexico St.	69 <b>73</b>
				229	A	Grand Canyon	77 <b>82</b>					229	H	Grand Canyon	86 <b>60</b>
				315	H	UMKC	74 <b>52</b>					340	A	Chicago St.	64 <b>51</b>
				340	H	Chicago St.	82 <b>53</b>					315	A	UMKC	75 <b>65</b>

Non-Div I Games:

Seattle U

■ Loss, 
 ■ Non-Conf, 
 ■ S Site, 
 ■ Home 
 ■ A Away 
 N Neutral

Average RPI Win:	206	WON-LOST	WINNING	LAST 10	STRENGTH OF	OPP. STRENGTH	TEAM	ADJ.	CONF.	ADJ CONF.
Average RPI Loss:	90	RECORD	PCT. RANK	GAMES	SCHEDULE	OF SCHEDULE	RPI	RPI	RPI	RPI
DIV. I ONLY	11- 18	244	2- 8	117	77	211	211	7	7	
DIV. I NON-CONF.	7- 4	114	0- 0	255	157	167	167	7	7	
<hr/>										
TOTALS	RPI 1-25	RPI 26-50	W-L RECORDS	RPI 51-100	RPI 101-150	RPI 150+				
11- 18	0- 4	0- 2	OVERALL	2- 7	1- 1	8- 4				
10- 6	0- 2	0- 1	HOME	2- 3	1- 0	7- 0				
1- 12	0- 2	0- 1	AWAY	0- 4	0- 1	1- 4				
0- 0	0- 0	0- 0	NEUTRAL	0- 0	0- 0	0- 0				
7- 4	0- 0	0- 0	NON-CONFERENCE	1- 2	1- 1	5- 1				
6- 1	0- 0	0- 0	HOME	1- 1	1- 0	4- 0				
1- 3	0- 0	0- 0	AWAY	0- 1	0- 1	1- 1				
0- 0	0- 0	0- 0	NEUTRAL	0- 0	0- 0	0- 0				
4- 14	0- 4	0- 2	CONFERENCE	1- 5	0- 0	3- 3				
4- 5	0- 2	0- 1	HOME	1- 2	0- 0	3- 0				
0- 9	0- 2	0- 1	AWAY	0- 3	0- 0	0- 3				
0- 0	0- 0	0- 0	NEUTRAL	0- 0	0- 0	0- 0				

RPI 1-25				RPI 26-50				RPI 51-100				RPI 101+ Team's RPI: 211			
RPI	S	Opponent	Score	RPI	S	Opponent	Score	RPI	S	Opponent	Score	RPI	S	Opponent	Score
15	A	DePaul	60 86	36	A	Marquette	60 103	56	A	Villanova	52 69	117	H	Rider	89 81
15	H	DePaul	65 96	36	H	Marquette	77 83	56	H	Villanova	52 87	127	A	Princeton	67 94
21	A	Creighton	44 61					63	A	Georgetown	58 77	173	H	Boston College	71 66
21	H	Creighton	60 70					63	H	Georgetown	60 77	186	A	Providence	57 74
								66	A	Minnesota	57 90	186	H	Providence	55 43
								71	A	St. John's (NY)	71 77	190	A	Xavier	64 72
								71	H	St. John's (NY)	64 59	190	H	Xavier	71 62
								82	H	Wake Forest	70 63	223	A	Rutgers	45 53
								99	H	UT Arlington	61 86	228	A	Marist	76 63
												267	A	Butler	58 79
												267	H	Butler	65 63
												301	H	Savannah St.	74 60
												317	H	Central Conn. St.	78 70
												334	H	LIU Brooklyn	77 59
<hr/>															
LAST 12 Division I GAMES:															
71	A	St. John's (NY)	71 77	36	A	Marquette	60 103	267	H	Butler	65 63				
186	A	Providence	57 74	190	H	Xavier	71 62	21	H	Creighton	60 70				
21	A	Creighton	44 61	186	H	Providence	55 43	63	A	Georgetown	58 77				
56	H	Villanova	52 87	15	A	DePaul	60 86								

Non-Div I Games:

Seton Hall

Average RPI Win:	239	WON-LOST	WINNING	LAST 10	STRENGTH OF	OPP. STRENGTH	TEAM	ADJ.	CONF.	ADJ CONF.
Average RPI Loss:	125	RECORD	PCT. RANK	GAMES	SCHEDULE	OF SCHEDULE	RPI	RPI	RPI	RPI
DIV. I ONLY	14- 15	183	7- 3	126	224	168	168	18	18	
DIV. I NON-CONF.	1- 8	314	0- 0	32	202	251	251	17	17	
TOTALS	RPI 1-25	RPI 26-50	W-L RECORDS	RPI 51-100	RPI 101-150	RPI 150+				
14- 15	0- 0	0- 4	OVERALL	0- 1	2- 4	12- 6				
8- 6	0- 0	0- 2	HOME	0- 1	1- 1	7- 2				
6- 9	0- 0	0- 2	AWAY	0- 0	1- 3	5- 4				
0- 0	0- 0	0- 0	NEUTRAL	0- 0	0- 0	0- 0				
1- 8	0- 0	0- 2	NON-CONFERENCE	0- 1	0- 2	1- 3				
1- 3	0- 0	0- 1	HOME	0- 1	0- 0	1- 1				
0- 5	0- 0	0- 1	AWAY	0- 0	0- 2	0- 2				
0- 0	0- 0	0- 0	NEUTRAL	0- 0	0- 0	0- 0				
13- 7	0- 0	0- 2	CONFERENCE	0- 0	2- 2	11- 3				
7- 3	0- 0	0- 1	HOME	0- 0	1- 1	6- 1				
6- 4	0- 0	0- 1	AWAY	0- 0	1- 1	5- 2				
0- 0	0- 0	0- 0	NEUTRAL	0- 0	0- 0	0- 0				

RPI 1-25				RPI 26-50				RPI 51-100				RPI 101+				Team's RPI: 168	
RPI	S	Opponent	Score	RPI	S	Opponent	Score	RPI	S	Opponent	Score	RPI	S	Opponent	Score		
				27	H	Harvard	58 65	67	H	New Hampshire	67 77	103	A	FGCU	42 66		
				30	A	Syracuse	65 102					117	A	Rider	70 72		
				38	A	Quinnipiac	47 73					117	H	Rider	61 62		
				38	H	Quinnipiac	60 76					128	A	Albany (NY)	86 88		
												150	A	Iona	58 46		
												150	H	Iona	57 53		
												153	A	Northeastern	50 61		
												167	A	Fairfield	57 61		
												167	H	Fairfield	67 52		
												188	H	Hartford	76 80		
												194	A	Sacred Heart	58 62		
												217	A	Monmouth	91 86		
												217	H	Monmouth	85 76		
												228	A	Marist	69 68		
												228	H	Marist	59 70		
												248	A	Canisius	77 67		
												248	H	Canisius	67 42		
												259	A	Niagara	70 68		
												259	H	Niagara	71 53		
												274	H	Colgate	71 63		
												275	A	Manhattan	66 68		
												275	H	Manhattan	67 62		
												326	A	Saint Peter's	76 60		
												326	H	Saint Peter's	80 55		
LAST 12 Division I GAMES:																	
				150	H	Iona	57 53					117	A	Rider	70 72		
				326	A	Saint Peter's	76 60					228	H	Marist	59 70		
				248	A	Canisius	77 67					217	A	Monmouth	91 86		
				259	A	Niagara	70 68					248	H	Canisius	67 42		
				38	H	Quinnipiac	60 76					228	A	Marist	69 68		
				275	H	Manhattan	67 62					326	H	Saint Peter's	80 55		

Non-Div I Games:

Siena

■ Loss, 
 ■ Non-Conf, 
 ■ S Site, 
 ■ H Home 
 ■ A Away 
 N Neutral



Average RPI Win:	252	WON-LOST	WINNING	LAST 10	STRENGTH OF	OPP. STRENGTH	TEAM	ADJ.	CONF.	ADJ CONF.
Average RPI Loss:	140	RECORD	PCT. RANK	GAMES	SCHEDULE	OF SCHEDULE	RPI	RPI	RPI	RPI
DIV. I ONLY	7- 19	295	2- 8	110	238	240	240	21	21	
DIV. I NON-CONF.	3- 6	230	0- 0	90	224	192	192	19	19	
TOTALS	RPI 1-25	RPI 26-50	W-L RECORDS	RPI 51-100	RPI 101-150	RPI 150+				
7- 19	0- 0	0- 3	OVERALL	0- 4	0- 7	7- 5				
2- 9	0- 0	0- 2	HOME	0- 1	0- 3	2- 3				
4- 9	0- 0	0- 1	AWAY	0- 2	0- 4	4- 2				
1- 1	0- 0	0- 0	NEUTRAL	0- 1	0- 0	1- 0				
3- 6	0- 0	0- 1	NON-CONFERENCE	0- 2	0- 2	3- 1				
1- 2	0- 0	0- 1	HOME	0- 0	0- 1	1- 0				
1- 3	0- 0	0- 0	AWAY	0- 1	0- 1	1- 1				
1- 1	0- 0	0- 0	NEUTRAL	0- 1	0- 0	1- 0				
4- 13	0- 0	0- 2	CONFERENCE	0- 2	0- 5	4- 4				
1- 7	0- 0	0- 1	HOME	0- 1	0- 2	1- 3				
3- 6	0- 0	0- 1	AWAY	0- 1	0- 3	3- 1				
0- 0	0- 0	0- 0	NEUTRAL	0- 0	0- 0	0- 0				

RPI S	Opponent	Score	RPI S	Opponent	Score	RPI S	Opponent	Score	RPI S	Opponent	Score	Team's RPI: 240
35	H North Carolina St.	31 74	79	N Florida	33 85	111	A UCF	58 70				
50	A Little Rock	54 71	93	A Jacksonville	55 62	121	A Troy	71 75				
50	H Little Rock	44 50	99	A UT Arlington	41 53	121	H Troy	57 73				
			99	H UT Arlington	49 73	124	H Southern Miss.	48 57				
						146	A Louisiana	38 62				
						148	A Texas St.	39 55				
						148	H Texas St.	44 57				
						180	A UAB	41 66				
						213	A New Orleans	65 62				
						214	H Appalachian St.	54 41				
						222	A Ga. Southern	55 46				
						222	H Ga. Southern	45 53				
						232	H Southern U.	55 48				
						254	A Georgia St.	77 47				
						254	H Georgia St.	45 55				
						255	H Coastal Caro.	45 61				
						297	N North Florida	62 55				
						320	A Arkansas St.	53 56				
						335	A La.-Monroe	74 44				
LAST 12 Division I GAMES:												
50	H Little Rock	44 50	146	A Louisiana	38 62							
99	A UT Arlington	41 53	121	A Troy	71 75							
148	A Texas St.	39 55	222	H Ga. Southern	45 53							
214	H Appalachian St.	54 41	254	H Georgia St.	45 55							
255	H Coastal Caro.	45 61	50	A Little Rock	54 71							
335	A La.-Monroe	74 44	320	A Arkansas St.	53 56							

Non-Div I Games: Spring Hill 38 33 William Carey 62 39

South Ala.

Loss, Non-Conf, S Site, H Home A Away N Neutral

# South Carolina

Through Games Of March 2, 2017

Average RPI Win:	88	WON-LOST	WINNING	LAST 10	STRENGTH OF	OPP. STRENGTH	TEAM	ADJ.	CONF.	ADJ CONF.
Average RPI Loss:	13	RECORD	PCT. RANK	GAMES	SCHEDULE	OF SCHEDULE	RPI	RPI	RPI	RPI
DIV. I ONLY	24- 4	9	7- 3	6	1	3	3	2	2	
DIV. I NON-CONF.	10- 2	32	0- 1	11	2	3	3	2	2	
TOTALS	RPI 1-25	RPI 26-50	W-L RECORDS	RPI 51-100	RPI 101-150	RPI 150+				
24- 4	8- 4	3- 0	OVERALL	4- 0	5- 0	4- 0				
13- 1	3- 1	1- 0	HOME	2- 0	5- 0	2- 0				
10- 3	4- 3	2- 0	AWAY	2- 0	0- 0	2- 0				
1- 0	1- 0	0- 0	NEUTRAL	0- 0	0- 0	0- 0				
10- 2	4- 2	0- 0	NON-CONFERENCE	1- 0	2- 0	3- 0				
6- 0	1- 0	0- 0	HOME	1- 0	2- 0	2- 0				
3- 2	2- 2	0- 0	AWAY	0- 0	0- 0	1- 0				
1- 0	1- 0	0- 0	NEUTRAL	0- 0	0- 0	0- 0				
14- 2	4- 2	3- 0	CONFERENCE	3- 0	3- 0	1- 0				
7- 1	2- 1	1- 0	HOME	1- 0	3- 0	0- 0				
7- 1	2- 1	2- 0	AWAY	2- 0	0- 0	1- 0				
0- 0	0- 0	0- 0	NEUTRAL	0- 0	0- 0	0- 0				

RPI	S	Opponent	Score	RPI	S	Opponent	Score	RPI	S	Opponent	Score	RPI	S	Opponent	Score
1	A	UConn	55 66	32	A	LSU	84 61	66	H	Minnesota	98 58	107	H	Vanderbilt	82 51
5	H	Mississippi St.	64 61	44	A	Auburn	73 47	79	A	Florida	81 62	109	H	Clemson	83 61
9	A	Duke	63 74	44	H	Auburn	60 41	84	A	Georgia	62 44	122	H	Ole Miss	65 46
10	H	UCLA	66 57					84	H	Georgia	66 63	126	H	Alabama	93 45
12	N	Louisville	83 59									139	H	Maine	79 42
13	A	Texas	76 67									169	A	Arkansas	79 49
14	A	Kentucky	75 63									172	H	Hampton	92 38
14	H	Kentucky	95 87									301	A	Savannah St.	70 30
19	A	Missouri	60 62									326	H	Saint Peter's	93 38
22	H	Tennessee	74 76												
24	A	Ohio St.	92 80												
25	A	Texas A&M	80 64												
LAST 12 Division I GAMES:															
14	H	Kentucky	95 87	169	A	Arkansas	79 49								
25	A	Texas A&M	80 64	14	A	Kentucky	75 63								
19	A	Missouri	60 62	22	H	Tennessee	74 76								
107	H	Vanderbilt	82 51	84	A	Georgia	62 44								
1	A	UConn	55 66	5	H	Mississippi St.	64 61								
44	H	Auburn	60 41	122	H	Ole Miss	65 46								

Non-Div I Games:

South Carolina

Loss, Non-Conf, S Site, H Home A Away N Neutral

Average RPI Win:	310	WON-LOST	WINNING	LAST 10	STRENGTH OF	OPP. STRENGTH	TEAM	ADJ.	CONF.	ADJ CONF.
Average RPI Loss:	243	RECORD	PCT. RANK	GAMES	SCHEDULE	OF SCHEDULE	RPI	RPI	RPI	RPI
DIV. I ONLY	3- 22	333	1- 9	346	325	348	348	32	32	
DIV. I NON-CONF.	1- 8	314	0- 0	337	207	344	344	31	31	
TOTALS	RPI 1-25	RPI 26-50	W-L RECORDS	RPI 51-100	RPI 101-150	RPI 150+				
3- 22	0- 0	0- 0	OVERALL	0- 1	0- 2	3- 19				
1- 8	0- 0	0- 0	HOME	0- 0	0- 0	1- 8				
2- 13	0- 0	0- 0	AWAY	0- 1	0- 2	2- 10				
0- 1	0- 0	0- 0	NEUTRAL	0- 0	0- 0	0- 1				
1- 8	0- 0	0- 0	NON-CONFERENCE	0- 1	0- 2	1- 5				
0- 1	0- 0	0- 0	HOME	0- 0	0- 0	0- 1				
1- 6	0- 0	0- 0	AWAY	0- 1	0- 2	1- 3				
0- 1	0- 0	0- 0	NEUTRAL	0- 0	0- 0	0- 1				
2- 14	0- 0	0- 0	CONFERENCE	0- 0	0- 0	2- 14				
1- 7	0- 0	0- 0	HOME	0- 0	0- 0	1- 7				
1- 7	0- 0	0- 0	AWAY	0- 0	0- 0	1- 7				
0- 0	0- 0	0- 0	NEUTRAL	0- 0	0- 0	0- 0				

RPI S	Opponent	Score	RPI S	Opponent	Score	RPI S	Opponent	Score	RPI S	Opponent	Score	Team's RPI: 348
						84 A	Georgia	50 64	109 A	Clemson	36 56	
									116 A	North Carolina	49 82	
									172 A	Hampton	46 80	
									172 H	Hampton	50 51	
									175 H	Bethune-Cookman	34 64	
									219 A	Howard	57 75	
									222 A	Ga. Southern	58 74	
									236 A	Wofford	65 66	
									253 A	Charleston So.	62 67	
									255 N	Coastal Caro.	54 63	
									261 A	UMES	67 60	
									272 A	Norfolk St.	68 83	
									272 H	Norfolk St.	53 68	
									284 A	Coppin St.	54 70	
									284 H	Coppin St.	63 66	
									292 A	N.C. A&T	54 66	
									301 A	Savannah St.	45 53	
									301 H	Savannah St.	49 60	
									319 H	USC Upstate	67 73	
									327 H	Morgan St.	50 46	
									331 H	Florida A&M	61 81	
									332 A	N.C. Central	41 52	
									341 A	Winthrop	63 55	
									347 H	Delaware St.	70 72	
LAST 12 Division I GAMES:												
301 A	Savannah St.	45 53	172 H	Hampton	50 51							
331 H	Florida A&M	61 81	272 H	Norfolk St.	53 68							
284 H	Coppin St.	63 66	219 A	Howard	57 75							
272 A	Norfolk St.	68 83	261 A	UMES	67 60							
292 A	N.C. A&T	54 66	172 A	Hampton	46 80							
332 A	N.C. Central	41 52	327 H	Morgan St.	50 46							

Non-Div I Games: St. Andrews 72 35 Morris 85 57

South Carolina St.

Loss, Non-Conf, S Site, H Home A Away N Neutral

# South Dakota

# Through Games Of March 2, 2017

Average RPI Win:	191	WON-LOST	WINNING	LAST 10	STRENGTH OF	OPP. STRENGTH	TEAM	ADJ.	CONF.	ADJ CONF.
Average RPI Loss:	113	RECORD	PCT. RANK	GAMES	SCHEDULE	OF SCHEDULE	RPI	RPI	RPI	RPI
DIV. I ONLY	20- 7	49	6- 4	172	130	61	61	11	11	
DIV. I NON-CONF.	9- 2	37	0- 0	161	143	41	41	10	10	
TOTALS	RPI 1-25	RPI 26-50	W-L RECORDS	RPI 51-100	RPI 101-150	RPI 150+				
20- 7	0- 0	1- 1	OVERALL	3- 4	0- 0	16- 2				
10- 1	0- 0	1- 0	HOME	2- 1	0- 0	7- 0				
7- 6	0- 0	0- 1	AWAY	0- 3	0- 0	7- 2				
3- 0	0- 0	0- 0	NEUTRAL	1- 0	0- 0	2- 0				
9- 2	0- 0	0- 0	NON-CONFERENCE	2- 1	0- 0	7- 1				
3- 0	0- 0	0- 0	HOME	1- 0	0- 0	2- 0				
3- 2	0- 0	0- 0	AWAY	0- 1	0- 0	3- 1				
3- 0	0- 0	0- 0	NEUTRAL	1- 0	0- 0	2- 0				
11- 5	0- 0	1- 1	CONFERENCE	1- 3	0- 0	9- 1				
7- 1	0- 0	1- 0	HOME	1- 1	0- 0	5- 0				
4- 4	0- 0	0- 1	AWAY	0- 2	0- 0	4- 1				
0- 0	0- 0	0- 0	NEUTRAL	0- 0	0- 0	0- 0				

RPI S	Opponent	Score	RPI S	Opponent	Score	RPI S	Opponent	Score	RPI S	Opponent	Score
33	A South Dakota St.	58 70	33	H South Dakota St.	65 62	60	A IUPUI	42 63	151	A Tulsa	71 68
						60	H IUPUI	75 62	152	A Oral Roberts	69 47
						69	A Western Ill.	75 81	152	H Oral Roberts	79 50
						69	H Western Ill.	78 86	158	A Omaha	60 52
						88	N Northern Ill.	97 83	158	H Omaha	91 56
						90	A Wyoming	62 69	169	A Arkansas	67 70
						91	H SFA	80 74	170	N Southern Ill.	68 57
									179	A UC Riverside	61 55
									198	N SIUE	75 68
									205	H Illinois	77 68
									208	H San Jose St.	84 69
									268	A CSU Bakersfield	75 60
									300	A North Dakota St.	73 83
									300	H North Dakota St.	80 48
									308	A Denver	53 44
									308	H Denver	70 64
									318	A Fort Wayne	82 55
									318	H Fort Wayne	87 59
LAST 12 Division I GAMES:											
69	A Western Ill.	75 81	308	A Denver	53 44						
60	A IUPUI	42 63	69	H Western Ill.	78 86						
158	H Omaha	91 56	300	H North Dakota St.	80 48						
152	H Oral Roberts	79 50	318	H Fort Wayne	87 59						
318	A Fort Wayne	82 55	158	A Omaha	60 52						
33	A South Dakota St.	58 70	152	A Oral Roberts	69 47						

Non-Div I Games: Concordia-St. Paul 83 58 Northwestern (IA) 100 57

South Dakota

Loss, Non-Conf, S Site, H Home A Away N Neutral

Average RPI Win:	180	WON-LOST	WINNING	LAST 10	STRENGTH OF	OPP. STRENGTH	TEAM	ADJ.	CONF.	ADJ CONF.
Average RPI Loss:	58	RECORD	PCT. RANK	GAMES	SCHEDULE	OF SCHEDULE	RPI	RPI	RPI	RPI
DIV. I ONLY	21- 7	47	7- 3	70	108	33	33	11	11	
DIV. I NON-CONF.	9- 3	63	0- 0	20	37	11	11	10	10	
TOTALS	RPI 1-25	RPI 26-50	W-L RECORDS	RPI 51-100	RPI 101-150	RPI 150+				
21- 7	1- 2	1- 1	OVERALL	5- 3	1- 0	13- 1				
12- 1	1- 0	1- 1	HOME	3- 0	0- 0	7- 0				
8- 6	0- 2	0- 0	AWAY	2- 3	1- 0	5- 1				
1- 0	0- 0	0- 0	NEUTRAL	0- 0	0- 0	1- 0				
9- 3	1- 2	1- 1	NON-CONFERENCE	2- 0	1- 0	4- 0				
4- 1	1- 0	1- 1	HOME	0- 0	0- 0	2- 0				
4- 2	0- 2	0- 0	AWAY	2- 0	1- 0	1- 0				
1- 0	0- 0	0- 0	NEUTRAL	0- 0	0- 0	1- 0				
12- 4	0- 0	0- 0	CONFERENCE	3- 3	0- 0	9- 1				
8- 0	0- 0	0- 0	HOME	3- 0	0- 0	5- 0				
4- 4	0- 0	0- 0	AWAY	0- 3	0- 0	4- 1				
0- 0	0- 0	0- 0	NEUTRAL	0- 0	0- 0	0- 0				

RPI 1-25				RPI 26-50				Team's RPI: 33				RPI 51-100				RPI 101+			
RPI	S	Opponent	Score	RPI	S	Opponent	Score	RPI	S	Opponent	Score	RPI	S	Opponent	Score	RPI	S	Opponent	Score
12	A	Louisville	30 83	29	H	Green Bay	43 67	53	A	UNI	61 50	108	A	North Dakota	83 72				
18	A	Oklahoma	60 74	47	H	George Washington	60 55	57	A	Iowa	66 64	152	A	Oral Roberts	78 57				
21	H	Creighton	63 56					60	A	IUPUI	59 64	152	H	Oral Roberts	82 35				
								60	H	IUPUI	68 49	158	A	Omaha	82 83				
								61	A	South Dakota	62 65	158	H	Omaha	76 64				
								61	H	South Dakota	70 58	191	A	Wichita St.	78 58				
								69	A	Western Ill.	77 83	198	H	SIUE	82 49				
								69	H	Western Ill.	73 58	273	H	Ark.-Pine Bluff	103 45				
												300	A	North Dakota St.	69 66				
												300	H	North Dakota St.	70 44				
												308	A	Denver	72 63				
												308	H	Denver	78 54				
												318	A	Fort Wayne	76 59				
												318	H	Fort Wayne	73 51				
												328	N	Montana	84 43				
LAST 12 Division I GAMES:																			
308	H	Denver	78 54	300	H	North Dakota St.	70 44												
318	A	Fort Wayne	76 59	158	A	Omaha	82 83												
69	A	Western Ill.	77 83	69	H	Western Ill.	73 58												
60	A	IUPUI	59 64	308	A	Denver	72 63												
152	H	Oral Roberts	82 35	152	A	Oral Roberts	78 57												
61	H	South Dakota	70 58	60	H	IUPUI	68 49												

Non-Div I Games:

South Dakota St.

■ Loss, 
 ■ Non-Conf, S Site, 
 ■ Home 
 ■ Away 
 N Neutral

Average RPI Win:	156	WON-LOST	WINNING	LAST 10	STRENGTH OF	OPP. STRENGTH	TEAM	ADJ.	CONF.	ADJ CONF.
Average RPI Loss:	57	RECORD	PCT. RANK	GAMES	SCHEDULE	OF SCHEDULE	RPI	RPI	RPI	RPI
DIV. I ONLY	22- 7	37	6- 4	62	57	34	34	5	5	
DIV. I NON-CONF.	11- 2	23	0- 1	144	133	55	55	5	5	
TOTALS	RPI 1-25	RPI 26-50	W-L RECORDS	RPI 51-100	RPI 101-150	RPI 150+				
22- 7	1- 4	0- 0	OVERALL	7- 0	2- 3	12- 0				
10- 4	0- 3	0- 0	HOME	3- 0	1- 1	6- 0				
8- 2	1- 1	0- 0	AWAY	2- 0	0- 1	5- 0				
4- 1	0- 0	0- 0	NEUTRAL	2- 0	1- 1	1- 0				
11- 2	0- 1	0- 0	NON-CONFERENCE	4- 0	1- 1	6- 0				
5- 1	0- 1	0- 0	HOME	2- 0	0- 0	3- 0				
2- 0	0- 0	0- 0	AWAY	0- 0	0- 0	2- 0				
4- 1	0- 0	0- 0	NEUTRAL	2- 0	1- 1	1- 0				
11- 5	1- 3	0- 0	CONFERENCE	3- 0	1- 2	6- 0				
5- 3	0- 2	0- 0	HOME	1- 0	1- 1	3- 0				
6- 2	1- 1	0- 0	AWAY	2- 0	0- 1	3- 0				
0- 0	0- 0	0- 0	NEUTRAL	0- 0	0- 0	0- 0				

RPI	S	Opponent	Score	RPI	S	Opponent	Score	Team's RPI: 34	RPI	S	Opponent	Score	RPI	S	Opponent	Score
1	A	UConn	37 102						64	A	Tulane	62 53	111	H	UCF	62 66
1	H	UConn	68 96						64	H	Tulane	66 56	113	N	Long Beach St.	68 73
12	H	Louisville	52 66						84	N	Georgia	81 65	116	N	North Carolina	83 55
17	A	Temple	55 51						93	H	Jacksonville	64 52	144	A	Memphis	57 62
17	H	Temple	71 77						94	A	SMU	52 51	144	H	Memphis	79 49
									96	N	UNLV	77 42	151	A	Tulsa	90 64
									97	H	Stetson	74 60	151	H	Tulsa	84 68
													163	N	Santa Clara	63 54
													164	A	East Carolina	76 66
													164	H	East Carolina	79 48
													165	H	Cincinnati	72 52
													178	A	Houston	79 50
													230	H	Saint Francis (PA)	129 80
													267	A	Butler	74 59
													297	H	North Florida	78 42
													305	H	FIU	91 41
													320	A	Arkansas St.	78 59
LAST 12 Division I GAMES:																
1	H	UConn	68 96	164	A	East Carolina	76 66									
151	A	Tulsa	90 64	144	A	Memphis	57 62									
178	A	Houston	79 50	165	H	Cincinnati	72 52									
17	H	Temple	71 77	17	A	Temple	55 51									
111	H	UCF	62 66	94	A	SMU	52 51									
64	H	Tulane	66 56	12	H	Louisville	52 66									

Non-Div I Games:

South Fla.

■ Loss, 
 ■ Non-Conf, 
 ■ S Site, 
 ■ Home 
 ■ Away 
 N Neutral

Average RPI Win:	267	WON-LOST	WINNING	LAST 10	STRENGTH OF	OPP. STRENGTH	TEAM	ADJ.	CONF.	ADJ CONF.
Average RPI Loss:	182	RECORD	PCT. RANK	GAMES	SCHEDULE	OF SCHEDULE	RPI	RPI	RPI	RPI
DIV. I ONLY	11- 17	234	5- 5	268	291	266	266	26	26	
DIV. I NON-CONF.	4- 7	224	0- 0	256	297	282	282	26	26	
TOTALS	RPI 1-25	RPI 26-50	W-L RECORDS	RPI 51-100	RPI 101-150	RPI 150+				
11- 17	0- 0	0- 0	OVERALL	0- 3	0- 3	11- 11				
4- 9	0- 0	0- 0	HOME	0- 1	0- 1	4- 7				
6- 6	0- 0	0- 0	AWAY	0- 1	0- 1	6- 4				
1- 2	0- 0	0- 0	NEUTRAL	0- 1	0- 1	1- 0				
4- 7	0- 0	0- 0	NON-CONFERENCE	0- 1	0- 3	4- 3				
2- 3	0- 0	0- 0	HOME	0- 1	0- 1	2- 1				
1- 3	0- 0	0- 0	AWAY	0- 0	0- 1	1- 2				
1- 1	0- 0	0- 0	NEUTRAL	0- 0	0- 1	1- 0				
7- 10	0- 0	0- 0	CONFERENCE	0- 2	0- 0	7- 8				
2- 6	0- 0	0- 0	HOME	0- 0	0- 0	2- 6				
5- 3	0- 0	0- 0	AWAY	0- 1	0- 0	5- 2				
0- 1	0- 0	0- 0	NEUTRAL	0- 1	0- 0	0- 0				

RPI S	Opponent	Score	RPI S	Opponent	Score	RPI S	Opponent	Score	RPI S	Opponent	Score	Team's RPI: 266
						59	A Belmont	77 89	104	H Saint Louis	50 89	
						59	N Belmont	59 74	144	A Memphis	63 65	
						69	H Western Ill.	87 100	146	N Louisiana	78 82	
									165	H Cincinnati	75 83	
									170	A Southern Ill.	70 77	
									185	H Morehead St.	72 82	
									190	A Xavier	48 54	
									198	A SIUE	69 70	
									198	H SIUE	78 74	
									226	A UT Martin	82 79	
									226	H UT Martin	73 82	
									247	A Jacksonville St.	65 58	
									249	A Tennessee St.	75 67	
									250	A Evansville	76 74	
									260	A Austin Peay	74 84	
									260	H Austin Peay	64 74	
									262	A Murray St.	80 67	
									262	H Murray St.	79 70	
									280	H Tennessee Tech	63 74	
									282	H Eastern Ky.	63 74	
									296	A Eastern Ill.	107 65	
									296	H Eastern Ill.	62 71	
									298	H Lipscomb	79 63	
									302	N Alcorn	68 50	
									349	H Alabama A&M	75 47	
LAST 12 Division I GAMES:												
			59	N Belmont	59 74	185	H Morehead St.	72 82				
			260	H Austin Peay	64 74	247	A Jacksonville St.	65 58				
			262	A Murray St.	80 67	260	A Austin Peay	74 84				
			226	H UT Martin	73 82	262	H Murray St.	79 70				
			296	A Eastern Ill.	107 65	296	H Eastern Ill.	62 71				
			198	H SIUE	78 74	198	A SIUE	69 70				

Non-Div I Games: Hannibal-La Grange 99 52 Stephens College 107 59

Southeast Mo. St.

Loss, Non-Conf, S Site, H Home A Away N Neutral

Average RPI Win:	255	WON-LOST	WINNING	LAST 10	STRENGTH OF	OPP. STRENGTH	TEAM	ADJ.	CONF.	ADJ CONF.
Average RPI Loss:	196	RECORD	PCT. RANK	GAMES	SCHEDULE	OF SCHEDULE	RPI	RPI	RPI	RPI
DIV. I ONLY	4- 24	332	1- 9	237	296	329	329	27	27	
DIV. I NON-CONF.	1- 9	323	0- 0	79	195	286	286	27	27	
TOTALS	RPI 1-25	RPI 26-50	W-L RECORDS	RPI 51-100	RPI 101-150	RPI 150+				
4- 24	0- 1	0- 1	OVERALL	0- 3	0- 6	4- 13				
3- 8	0- 0	0- 0	HOME	0- 1	0- 2	3- 5				
1- 16	0- 1	0- 1	AWAY	0- 2	0- 4	1- 8				
0- 0	0- 0	0- 0	NEUTRAL	0- 0	0- 0	0- 0				
1- 9	0- 1	0- 1	NON-CONFERENCE	0- 2	0- 2	1- 3				
1- 1	0- 0	0- 0	HOME	0- 0	0- 0	1- 1				
0- 8	0- 1	0- 1	AWAY	0- 2	0- 2	0- 2				
0- 0	0- 0	0- 0	NEUTRAL	0- 0	0- 0	0- 0				
3- 15	0- 0	0- 0	CONFERENCE	0- 1	0- 4	3- 10				
2- 7	0- 0	0- 0	HOME	0- 1	0- 2	2- 4				
1- 8	0- 0	0- 0	AWAY	0- 0	0- 2	1- 6				
0- 0	0- 0	0- 0	NEUTRAL	0- 0	0- 0	0- 0				

RPI 1-25				RPI 26-50				RPI 51-100				RPI 101+ Team's RPI: 329			
RPI	S	Opponent	Score	RPI	S	Opponent	Score	RPI	S	Opponent	Score	RPI	S	Opponent	Score
4	A	Baylor	38 109	48	A	Colorado St.	31 77	79	A	Florida	51 102	101	A	Central Ark.	55 77
								91	H	SFA	62 92	101	H	Central Ark.	64 78
								100	A	Colorado	54 112	106	H	Abilene Christian	57 82
												122	A	Ole Miss	31 81
												134	A	Lamar University	68 86
												146	A	Louisiana	77 86
												175	H	Bethune-Cookman	75 63
												178	A	Houston	80 83
												204	H	Grambling	71 87
												213	A	New Orleans	87 102
												213	H	New Orleans	85 70
												287	H	McNeese	83 86
												288	A	A&M-Corpus Christi	61 77
												288	H	A&M-Corpus Christi	53 69
												293	A	Northwestern St.	71 89
												293	H	Northwestern St.	69 58
												294	A	Nicholls St.	57 92
												294	H	Nicholls St.	60 76
												330	A	Incarnate Word	56 96
												330	H	Incarnate Word	76 85
												336	A	Jackson St.	66 83
												339	A	Houston Baptist	87 71
												342	A	Sam Houston St.	61 68
LAST 12 Division I GAMES:															
213	A	New Orleans	87 102	288	H	A&M-Corpus Christi	53 69								
294	A	Nicholls St.	57 92	101	A	Central Ark.	55 77								
101	H	Central Ark.	64 78	294	H	Nicholls St.	60 76								
91	H	SFA	62 92	342	A	Sam Houston St.	61 68								
293	A	Northwestern St.	71 89	293	H	Northwestern St.	69 58								
213	H	New Orleans	85 70	330	A	Incarnate Word	56 96								

Non-Div I Games: Mobile 67 52

Southeastern La.

■ Loss, 
 ■ Non-Conf, S Site, 
 ■ Home 
 ■ Away 
 N Neutral



## Southern California

Through Games Of March 2, 2017

Average RPI Win:	155	WON-LOST	WINNING	LAST 10	STRENGTH OF	OPP. STRENGTH	TEAM	ADJ.	CONF.	ADJ CONF.
Average RPI Loss:	41	RECORD	PCT. RANK	GAMES	SCHEDULE	OF SCHEDULE	RPI	RPI	RPI	RPI
DIV. I ONLY	14- 16	194	3- 7	28	16	87	87	1	1	
DIV. I NON-CONF.	9- 2	37	0- 0	152	174	57	57	1	1	
TOTALS	RPI 1-25	RPI 26-50	W-L RECORDS	RPI 51-100	RPI 101-150	RPI 150+				
14- 16	2- 7	1- 3	OVERALL	2- 5	2- 1	7- 0				
8- 6	0- 4	1- 1	HOME	2- 1	2- 0	3- 0				
4- 9	2- 3	0- 2	AWAY	0- 3	0- 1	2- 0				
2- 1	0- 0	0- 0	NEUTRAL	0- 1	0- 0	2- 0				
9- 2	1- 1	0- 0	NON-CONFERENCE	0- 1	1- 0	7- 0				
4- 1	0- 1	0- 0	HOME	0- 0	1- 0	3- 0				
3- 1	1- 0	0- 0	AWAY	0- 1	0- 0	2- 0				
2- 0	0- 0	0- 0	NEUTRAL	0- 0	0- 0	2- 0				
5- 14	1- 6	1- 3	CONFERENCE	2- 4	1- 1	0- 0				
4- 5	0- 3	1- 1	HOME	2- 1	1- 0	0- 0				
1- 8	1- 3	0- 2	AWAY	0- 2	0- 1	0- 0				
0- 1	0- 0	0- 0	NEUTRAL	0- 1	0- 0	0- 0				

RPI 1-25				RPI 26-50				RPI 51-100				RPI 101+			
RPI	S	Opponent	Score	RPI	S	Opponent	Score	RPI	S	Opponent	Score	RPI	S	Opponent	Score
5	H	Mississippi St.	72 76	31	A	Arizona St.	62 69	52	A	California	56 63	113	H	Long Beach St.	82 74
6	A	Oregon St.	70 50	31	H	Arizona St.	65 50	52	N	California	58 71	129	A	Arizona	62 67
6	H	Oregon St.	60 74	40	A	Oregon	50 73	74	H	Utah	53 58	129	H	Arizona	58 54
7	A	Washington	67 77	40	H	Oregon	53 59	95	A	Washington St.	57 74	154	N	Missouri St.	89 67
7	H	Washington	74 87					95	H	Washington St.	80 64	179	H	UC Riverside	67 49
8	A	Stanford	42 58					96	A	UNLV	66 77	204	H	Grambling	75 64
10	A	UCLA	67 71					100	H	Colorado	79 54	257	H	Hawaii	76 44
10	H	UCLA	59 74									276	N	Portland	67 54
25	A	Texas A&M	66 62									281	A	Sacramento St.	111 95
												325	A	UC Irvine	83 45
LAST 12 Division I GAMES:															
		52 N California	58 71			6 A Oregon St.	70 50								
		129 A Arizona	62 67			52 A California	56 63								
		31 A Arizona St.	62 69			8 A Stanford	42 58								
		7 H Washington	74 87			31 H Arizona St.	65 50								
		95 H Washington St.	80 64			129 H Arizona	58 54								
		40 A Oregon	50 73			10 A UCLA	67 71								

Non-Div I Games:

Southern California

■ Loss, 
 ■ Non-Conf, 
 ■ S Site, 
 ■ H Home 
 ■ A Away 
 N Neutral

Average RPI Win:	224	WON-LOST	WINNING	LAST 10	STRENGTH OF	OPP. STRENGTH	TEAM	ADJ.	CONF.	ADJ CONF.
Average RPI Loss:	140	RECORD	PCT. RANK	GAMES	SCHEDULE	OF SCHEDULE	RPI	RPI	RPI	RPI
DIV. I ONLY	14- 13	165	7- 3	167	182	170	170	16	16	
DIV. I NON-CONF.	5- 5	165	0- 0	163	184	159	159	14	14	
TOTALS	RPI 1-25	RPI 26-50	W-L RECORDS	RPI 51-100	RPI 101-150	RPI 150+				
14- 13	0- 1	0- 2	OVERALL	2- 2	1- 0	11- 8				
8- 5	0- 0	0- 1	HOME	1- 0	1- 0	6- 4				
6- 7	0- 1	0- 1	AWAY	1- 1	0- 0	5- 4				
0- 1	0- 0	0- 0	NEUTRAL	0- 1	0- 0	0- 0				
5- 5	0- 1	0- 0	NON-CONFERENCE	1- 1	1- 0	3- 3				
3- 1	0- 0	0- 0	HOME	0- 0	1- 0	2- 1				
2- 3	0- 1	0- 0	AWAY	1- 0	0- 0	1- 2				
0- 1	0- 0	0- 0	NEUTRAL	0- 1	0- 0	0- 0				
9- 8	0- 0	0- 2	CONFERENCE	1- 1	0- 0	8- 5				
5- 4	0- 0	0- 1	HOME	1- 0	0- 0	4- 3				
4- 4	0- 0	0- 1	AWAY	0- 1	0- 0	4- 2				
0- 0	0- 0	0- 0	NEUTRAL	0- 0	0- 0	0- 0				

RPI 1-25				RPI 26-50				RPI 51-100				RPI 101+				Team's RPI: 170
RPI	S	Opponent	Score	RPI	S	Opponent	Score	RPI	S	Opponent	Score	RPI	S	Opponent	Score	
18	A	Oklahoma	48 80	26	A	Drake	59 75	53	A	UNI	49 79	144	H	Memphis	69 61	
				26	H	Drake	60 71	53	H	UNI	64 59	154	A	Missouri St.	59 73	
								61	N	South Dakota	57 68	154	H	Missouri St.	60 78	
								76	A	Purdue	64 61	180	H	UAB	49 64	
												191	A	Wichita St.	61 58	
												191	H	Wichita St.	77 54	
												198	A	SIUE	59 60	
												218	A	Indiana St.	70 66	
												218	H	Indiana St.	53 68	
												226	A	UT Martin	68 76	
												234	A	Bradley	66 57	
												234	H	Bradley	69 63	
												250	A	Evansville	60 63	
												250	H	Evansville	61 74	
												262	H	Murray St.	70 63	
												266	H	Southeast Mo. St.	77 70	
												312	A	Illinois St.	63 56	
												312	H	Illinois St.	57 48	
												315	A	UMKC	77 69	
												322	H	Loyola Chicago	73 57	
LAST 12 Division I GAMES:																
218	A	Indiana St.	70 66	53	H	UNI	64 59									
234	H	Bradley	69 63	26	H	Drake	60 71									
312	H	Illinois St.	57 48	312	A	Illinois St.	63 56									
250	H	Evansville	61 74	234	A	Bradley	66 57									
191	A	Wichita St.	61 58	250	A	Evansville	60 63									
154	A	Missouri St.	59 73	154	H	Missouri St.	60 78									

Non-Div I Games: Brescia 104 35

Southern Ill.

■ Loss, 
 ■ Non-Conf, 
 ■ S Site, 
 ■ Home 
 ■ A Away 
 N Neutral

Average RPI Win:	222	WON-LOST	WINNING	LAST 10	STRENGTH OF	OPP. STRENGTH	TEAM	ADJ.	CONF.	ADJ CONF.
Average RPI Loss:	116	RECORD	PCT. RANK	GAMES	SCHEDULE	OF SCHEDULE	RPI	RPI	RPI	RPI
DIV. I ONLY	19- 9	80	9- 1	214	141	124	124	14	14	
DIV. I NON-CONF.	7- 4	114	0- 0	220	151	162	162	15	15	
TOTALS	RPI 1-25	RPI 26-50	W-L RECORDS	RPI 51-100	RPI 101-150	RPI 150+				
19- 9	0- 1	0- 1	OVERALL	1- 2	2- 2	16- 3				
12- 2	0- 1	0- 0	HOME	1- 0	2- 1	9- 0				
6- 5	0- 0	0- 0	AWAY	0- 0	0- 0	6- 0				
1- 2	0- 0	0- 0	NEUTRAL	0- 1	0- 0	1- 1				
7- 4	0- 1	0- 0	NON-CONFERENCE	0- 2	1- 0	6- 1				
5- 1	0- 1	0- 0	HOME	0- 0	1- 0	4- 0				
1- 1	0- 0	0- 0	AWAY	0- 1	0- 0	1- 0				
1- 2	0- 0	0- 0	NEUTRAL	0- 1	0- 0	1- 1				
12- 5	0- 0	0- 1	CONFERENCE	1- 0	1- 2	10- 2				
7- 1	0- 0	0- 0	HOME	1- 0	1- 1	5- 0				
5- 4	0- 0	0- 1	AWAY	0- 0	0- 1	5- 2				
0- 0	0- 0	0- 0	NEUTRAL	0- 0	0- 0	0- 0				

RPI 1-25			RPI 26-50			RPI 51-100			RPI 101+			Team's RPI: 124
RPI	S	Opponent	Score	RPI	S	Opponent	Score	RPI	S	Opponent	Score	
5	H	Mississippi St.	50 72	42	A	Western Ky.	53 79	52	N	California	51 71	112 H Charlotte 61 78
								64	A	Tulane	67 86	118 H Old Dominion 84 69
								77	H	Middle Tenn.	81 61	143 A Louisiana Tech 61 72
												146 H Louisiana 71 49
												162 A Rice 68 76
												162 H Rice 79 60
												180 H UAB 64 59
												183 A North Texas 62 75
												183 H North Texas 70 48
												190 N Xavier 73 59
												196 A UTSA 69 68
												196 H UTSA 74 71
												200 H Alabama St. 70 43
												213 H New Orleans 78 53
												240 A South Ala. 57 48
												256 A Marshall 82 78
												285 N Northern Ky. 53 58
												302 H Alcorn 99 56
												303 A UTEP 79 68
												303 H UTEP 73 48
												305 A FIU 75 37
												316 H Mississippi Val. 83 55
												337 A Fla. Atlantic 82 67
LAST 12 Division I GAMES:												
183	H	North Texas	70 48	42	A	Western Ky.	53 79	256	A	Marshall	82 78	
162	H	Rice	79 60					180	H	UAB	64 59	
337	A	Fla. Atlantic	82 67					77	H	Middle Tenn.	81 61	
305	A	FIU	75 37					162	A	Rice	68 76	
303	H	UTEP	73 48					183	A	North Texas	62 75	
196	H	UTSA	74 71									

Non-Div I Games: William Carey 92 39

Southern Miss.

Average RPI Win:	286	WON-LOST	WINNING	LAST 10	STRENGTH OF	OPP. STRENGTH	TEAM	ADJ.	CONF.	ADJ CONF.
Average RPI Loss:	163	RECORD	PCT. RANK	GAMES	SCHEDULE	OF SCHEDULE	RPI	RPI	RPI	RPI
DIV. I ONLY	12- 12	169	5- 5	312	305	232	232	30	30	
DIV. I NON-CONF.	1- 6	310	0- 0	40	6	218	218	30	30	
TOTALS	RPI 1-25	RPI 26-50	W-L RECORDS	RPI 51-100	RPI 101-150	RPI 150+				
12- 12	0- 3	0- 1	OVERALL	0- 0	0- 0	12- 8				
8- 2	0- 0	0- 0	HOME	0- 0	0- 0	8- 2				
4- 9	0- 0	0- 0	AWAY	0- 0	0- 0	4- 1				
0- 1	0- 1	0- 0	NEUTRAL	0- 0	0- 0	0- 0				
1- 6	0- 3	0- 1	NON-CONFERENCE	0- 0	0- 0	1- 2				
1- 0	0- 0	0- 0	HOME	0- 0	0- 0	1- 0				
0- 5	0- 2	0- 1	AWAY	0- 0	0- 0	0- 2				
0- 1	0- 1	0- 0	NEUTRAL	0- 0	0- 0	0- 0				
11- 6	0- 0	0- 0	CONFERENCE	0- 0	0- 0	11- 6				
7- 2	0- 0	0- 0	HOME	0- 0	0- 0	7- 2				
4- 4	0- 0	0- 0	AWAY	0- 0	0- 0	4- 4				
0- 0	0- 0	0- 0	NEUTRAL	0- 0	0- 0	0- 0				

RPI 1-25				RPI 26-50				RPI 51-100				RPI 101+ Team's RPI: 232			
RPI	S	Opponent	Score	RPI	S	Opponent	Score	RPI	S	Opponent	Score	RPI	S	Opponent	Score
10	A	UCLA	47 95	46	A	Michigan St.	55 70					164	A	East Carolina	55 62
24	A	Ohio St.	73 108									175	H	Bethune-Cookman	61 59
25	N	Texas A&M	58 81									199	H	Texas Southern	71 77
												200	A	Alabama St.	70 75
												200	H	Alabama St.	59 53
												204	A	Grambling	71 68
												204	H	Grambling	63 70
												240	A	South Ala.	48 55
												271	A	Prairie View	63 70
												271	H	Prairie View	86 72
												273	A	Ark.-Pine Bluff	59 63
												273	H	Ark.-Pine Bluff	67 50
												302	A	Alcorn	63 69
												302	H	Alcorn	45 33
												316	A	Mississippi Val.	62 51
												316	H	Mississippi Val.	51 44
												336	A	Jackson St.	85 56
												336	H	Jackson St.	80 61
												349	A	Alabama A&M	66 54
												349	H	Alabama A&M	69 57
LAST 12 Division I GAMES:															
271	A	Prairie View	63 70	336	H	Jackson St.	80 61								
302	H	Alcorn	45 33	204	H	Grambling	63 70								
200	H	Alabama St.	59 53	302	A	Alcorn	63 69								
349	H	Alabama A&M	69 57	200	A	Alabama St.	70 75								
316	A	Mississippi Val.	62 51	349	A	Alabama A&M	66 54								
273	A	Ark.-Pine Bluff	59 63	316	H	Mississippi Val.	51 44								

Non-Div I Games: Spring Hill 68 53

Southern U.

■ Loss, 
 ■ Non-Conf, 
 ■ S Site, 
 ■ Home 
 ■ A Away 
 N Neutral

## Southern Utah

Through Games Of March 2, 2017

Average RPI Win:	220	WON-LOST	WINNING	LAST 10	STRENGTH OF	OPP. STRENGTH	TEAM	ADJ.	CONF.	ADJ CONF.
Average RPI Loss:	181	RECORD	PCT. RANK	GAMES	SCHEDULE	OF SCHEDULE	RPI	RPI	RPI	RPI
DIV. I ONLY	6- 21	315	2- 8	185	244	283	283	20	20	
DIV. I NON-CONF.	4- 6	209	0- 0	164	225	178	178	18	18	
TOTALS	RPI 1-25	RPI 26-50	W-L RECORDS	RPI 51-100	RPI 101-150	RPI 150+				
6- 21	0- 1	0- 0	OVERALL	0- 3	1- 7	5- 10				
1- 11	0- 0	0- 0	HOME	0- 0	0- 5	1- 6				
5- 10	0- 1	0- 0	AWAY	0- 3	1- 2	4- 4				
0- 0	0- 0	0- 0	NEUTRAL	0- 0	0- 0	0- 0				
4- 6	0- 1	0- 0	NON-CONFERENCE	0- 2	0- 1	4- 2				
0- 3	0- 0	0- 0	HOME	0- 0	0- 1	0- 2				
4- 3	0- 1	0- 0	AWAY	0- 2	0- 0	4- 0				
0- 0	0- 0	0- 0	NEUTRAL	0- 0	0- 0	0- 0				
2- 15	0- 0	0- 0	CONFERENCE	0- 1	1- 6	1- 8				
1- 8	0- 0	0- 0	HOME	0- 0	0- 4	1- 4				
1- 7	0- 0	0- 0	AWAY	0- 1	1- 2	0- 4				
0- 0	0- 0	0- 0	NEUTRAL	0- 0	0- 0	0- 0				

RPI	S	Opponent	Score	RPI	S	Opponent	Score	RPI	S	Opponent	Score	RPI	S	Opponent	Score	Team's RPI: 283
6	A	Oregon St.	38 77					74	A	Utah	43 69	108	A	North Dakota	70 75	
								80	A	Montana St.	68 71	108	H	North Dakota	65 68	
								90	A	Wyoming	48 68	124	A	Northern Colo.	55 74	
												124	H	Northern Colo.	53 83	
												129	H	Arizona	65 77	
												138	A	Eastern Wash.	64 63	
												138	H	Eastern Wash.	66 67	
												140	H	Idaho	68 85	
												157	H	Idaho St.	68 71	
												159	A	CSUN	77 71	
												187	A	Utah St.	70 54	
												229	H	Grand Canyon	73 76	
												245	A	Portland St.	74 81	
												245	H	Portland St.	82 64	
												251	H	Weber St.	68 73	
												268	A	CSU Bakersfield	65 59	
												281	A	Sacramento St.	69 81	
												281	H	Sacramento St.	104 110	
												290	A	Northern Ariz.	65 77	
												290	H	Northern Ariz.	68 77	
												325	A	UC Irvine	70 58	
												328	A	Montana	55 64	
												333	H	Utah Valley	64 70	
LAST 12 Division I GAMES:																
138	A	Eastern Wash.	64 63	157	H	Idaho St.	68 71									
281	H	Sacramento St.	104 110	251	H	Weber St.	68 73									
245	H	Portland St.	82 64	124	A	Northern Colo.	55 74									
290	A	Northern Ariz.	65 77	108	A	North Dakota	70 75									
80	A	Montana St.	68 71	138	H	Eastern Wash.	66 67									
328	A	Montana	55 64	140	H	Idaho	68 85									

Non-Div I Games: Antelope Valley 89 76

Southern Utah

Loss, Non-Conf, S Site, H Home A Away N Neutral

## St. Bonaventure

Through Games Of March 2, 2017

Average RPI Win:	229	WON-LOST	WINNING	LAST 10	STRENGTH OF	OPP. STRENGTH	TEAM	ADJ.	CONF.	ADJ CONF.
Average RPI Loss:	142	RECORD	PCT. RANK	GAMES	SCHEDULE	OF SCHEDULE	RPI	RPI	RPI	RPI
DIV. I ONLY	9- 20	274	2- 8	116	176	241	241	12	12	
DIV. I NON-CONF.	5- 7	205	0- 0	162	271	207	207	12	12	
TOTALS	RPI 1-25	RPI 26-50	W-L RECORDS	RPI 51-100	RPI 101-150	RPI 150+				
9- 20	0- 0	0- 2	OVERALL	0- 3	3- 8	6- 7				
6- 7	0- 0	0- 1	HOME	0- 1	2- 3	4- 2				
1- 13	0- 0	0- 1	AWAY	0- 2	0- 5	1- 5				
2- 0	0- 0	0- 0	NEUTRAL	0- 0	1- 0	1- 0				
5- 7	0- 0	0- 0	NON-CONFERENCE	0- 3	2- 1	3- 3				
3- 2	0- 0	0- 0	HOME	0- 1	1- 0	2- 1				
0- 5	0- 0	0- 0	AWAY	0- 2	0- 1	0- 2				
2- 0	0- 0	0- 0	NEUTRAL	0- 0	1- 0	1- 0				
4- 13	0- 0	0- 2	CONFERENCE	0- 0	1- 7	3- 4				
3- 5	0- 0	0- 1	HOME	0- 0	1- 3	2- 1				
1- 8	0- 0	0- 1	AWAY	0- 0	0- 4	1- 3				
0- 0	0- 0	0- 0	NEUTRAL	0- 0	0- 0	0- 0				

RPI 1-25				RPI 26-50				RPI 51-100				RPI 101+				Team's RPI: 241	
RPI	S	Opponent	Score	RPI	S	Opponent	Score	RPI	S	Opponent	Score	RPI	S	Opponent	Score		
				43	H	Dayton	60 62	70	A	Toledo	50 74	104	A	Saint Louis	49 64		
				47	A	George Washington	57 63	72	H	Bucknell	35 57	104	H	Saint Louis	58 74		
								92	A	Buffalo	47 68	110	A	Saint Joseph's	53 70		
												117	N	Rider	60 47		
												119	A	Fordham	45 57		
												119	H	Fordham	44 60		
												128	H	Albany (NY)	67 59		
												133	A	Delaware	40 43		
												137	A	Duquesne	61 83		
												137	H	Duquesne	69 56		
												141	H	VCU	60 77		
												166	A	La Salle	70 73		
												166	H	La Salle	45 57		
												195	A	George Mason	49 52		
												231	A	Richmond	54 61		
												248	H	Canisius	57 74		
												259	A	Niagara	43 65		
												260	N	Austin Peay	58 57		
												263	H	Stony Brook	51 37		
												274	H	Colgate	70 57		
												277	H	Davidson	70 51		
												289	A	Eastern Mich.	56 75		
												299	H	Rhode Island	78 69		
												306	A	Massachusetts	55 38		
LAST 12 Division I GAMES:																	
				166	A	La Salle	70 73	119	A	Fordham	45 57						
				137	A	Duquesne	61 83	110	A	Saint Joseph's	53 70						
				141	H	VCU	60 77	277	H	Davidson	70 51						
				47	A	George Washington	57 63	137	H	Duquesne	69 56						
				104	H	Saint Louis	58 74	306	A	Massachusetts	55 38						
				166	H	La Salle	45 57	119	H	Fordham	44 60						

Non-Div I Games:

St. Bonaventure

■ Loss, 
 ■ Non-Conf, 
 ■ S Site, 
 ■ Home 
 ■ A Away 
 N Neutral

Through Games Of March 2, 2017

[illegible]

# St. Francis Brooklyn

Page 287

S  
t  
.  
F  
r  
a  
n  
c  
i  
s  
B  
r  
o  
o  
k  
l  
y  
n

RPI S Opponent St. Francis Brooklyn  
Score

Through Games Of March 2, 2017

RPI	S	Opponent	Score
343	H	Wagner	63 50

St. Francis Brooklyn



Average RPI Win:	160	WON-LOST	WINNING	LAST 10	STRENGTH OF	OPP. STRENGTH	TEAM	ADJ.	CONF.	ADJ CONF.
Average RPI Loss:	58	RECORD	PCT. RANK	GAMES	SCHEDULE	OF SCHEDULE	RPI	RPI	RPI	RPI
DIV. I ONLY	19- 10	94	7- 3	73	65	71	71	7	7	
DIV. I NON-CONF.	8- 3	67	0- 0	132	42	83	83	7	7	
TOTALS	RPI 1-25	RPI 26-50	W-L RECORDS	RPI 51-100	RPI 101-150	RPI 150+				
19- 10	0- 5	3- 1	OVERALL	3- 2	3- 1	10- 1				
11- 5	0- 3	2- 0	HOME	1- 1	1- 1	7- 0				
7- 4	0- 2	1- 0	AWAY	1- 1	2- 0	3- 1				
1- 1	0- 0	0- 1	NEUTRAL	1- 0	0- 0	0- 0				
8- 3	0- 1	1- 1	NON-CONFERENCE	1- 0	3- 1	3- 0				
5- 2	0- 1	1- 0	HOME	0- 0	1- 1	3- 0				
2- 0	0- 0	0- 0	AWAY	0- 0	2- 0	0- 0				
1- 1	0- 0	0- 1	NEUTRAL	1- 0	0- 0	0- 0				
11- 7	0- 4	2- 0	CONFERENCE	2- 2	0- 0	7- 1				
6- 3	0- 2	1- 0	HOME	1- 1	0- 0	4- 0				
5- 4	0- 2	1- 0	AWAY	1- 1	0- 0	3- 1				
0- 0	0- 0	0- 0	NEUTRAL	0- 0	0- 0	0- 0				

RPI 1-25				RPI 26-50				RPI 51-100 Team's RPI: 71				RPI 101+			
RPI	S	Opponent	Score	RPI	S	Opponent	Score	RPI	S	Opponent	Score	RPI	S	Opponent	Score
15	A	DePaul	51 54	31	N	Arizona St.	41 54	51	N	Virginia	66 55	119	A	Fordham	59 45
15	H	DePaul	66 78	36	A	Marquette	82 72	56	A	Villanova	50 55	128	H	Albany (NY)	54 36
16	H	Miami (FL)	50 62	36	H	Marquette	70 64	56	H	Villanova	56 67	130	A	William & Mary	73 57
21	A	Creighton	60 67	41	H	James Madison	74 63	63	A	Georgetown	71 66	137	H	Duquesne	65 71
21	H	Creighton	43 55					63	H	Georgetown	65 54	186	A	Providence	71 47
												186	H	Providence	60 50
												190	A	Xavier	65 48
												190	H	Xavier	64 55
												211	A	Seton Hall	59 64
												211	H	Seton Hall	77 71
												223	H	Rutgers	65 39
												267	A	Butler	62 41
												267	H	Butler	62 55
												309	H	Lafayette	64 46
												343	H	Wagner	62 34
LAST 12 Division I GAMES:															
211	H	Seton Hall	77 71	15	A	DePaul	51 54								
21	A	Creighton	60 67	190	H	Xavier	64 55								
186	A	Providence	71 47	267	H	Butler	62 55								
63	H	Georgetown	65 54	186	H	Providence	60 50								
56	H	Villanova	56 67	21	H	Creighton	43 55								
36	A	Marquette	82 72	56	A	Villanova	50 55								

Non-Div I Games:

St. John's (NY)

■ Loss, 
 ■ Non-Conf, 
 ■ S Site, 
 ■ Home 
 ■ A Away 
 N Neutral

## St. Mary's (CA)

Through Games Of March 2, 2017

Average RPI Win:	202	WON-LOST	WINNING	LAST 10	STRENGTH OF	OPP. STRENGTH	TEAM	ADJ.	CONF.	ADJ CONF.
Average RPI Loss:	107	RECORD	PCT. RANK	GAMES	SCHEDULE	OF SCHEDULE	RPI	RPI	RPI	RPI
DIV. I ONLY	19- 11	105	8- 2	162	115	120	120	15	15	
DIV. I NON-CONF.	5- 6	186	0- 0	121	41	145	145	13	13	
TOTALS	RPI 1-25	RPI 26-50	W-L RECORDS	RPI 51-100	RPI 101-150	RPI 150+				
19- 11	0- 0	0- 0	OVERALL	1- 8	3- 0	15- 3				
9- 5	0- 0	0- 0	HOME	1- 4	2- 0	6- 1				
9- 6	0- 0	0- 0	AWAY	0- 4	1- 0	8- 2				
1- 0	0- 0	0- 0	NEUTRAL	0- 0	0- 0	1- 0				
5- 6	0- 0	0- 0	NON-CONFERENCE	0- 5	1- 0	4- 1				
1- 4	0- 0	0- 0	HOME	0- 3	1- 0	0- 1				
4- 2	0- 0	0- 0	AWAY	0- 2	0- 0	4- 0				
0- 0	0- 0	0- 0	NEUTRAL	0- 0	0- 0	0- 0				
14- 5	0- 0	0- 0	CONFERENCE	1- 3	2- 0	11- 2				
8- 1	0- 0	0- 0	HOME	1- 1	1- 0	6- 0				
5- 4	0- 0	0- 0	AWAY	0- 2	1- 0	4- 2				
1- 0	0- 0	0- 0	NEUTRAL	0- 0	0- 0	1- 0				

RPI 1-25			RPI 26-50			RPI 51-100			RPI 101+ Team's RPI: 120		
RPI	S	Opponent	Score	RPI	S	Opponent	Score	RPI	S	Opponent	Score
						52 H California	67 74	124 H Northern Colo.		75 65	
						58 H Boise St.	78 83	136 A San Francisco		64 62	
						74 H Utah	62 63	136 H San Francisco		75 72	
						75 A Gonzaga	58 59	153 A Northeastern		77 53	
						75 H Gonzaga	75 79	159 H CSUN		61 73	
						83 A UC Davis	66 68	163 A Santa Clara		73 58	
						86 A BYU	65 70	163 H Santa Clara		55 53	
						86 H BYU	64 58	163 N Santa Clara		60 57	
						95 A Washington St.	69 85	173 A Boston College		62 54	
								206 A Loyola Marymount		57 72	
								206 H Loyola Marymount		74 59	
								208 A San Jose St.		85 64	
								215 A San Diego		71 73	
								215 H San Diego		77 65	
								244 A Pacific		63 54	
								244 H Pacific		82 74	
								258 A Cal Poly		79 71	
								276 A Portland		75 65	
								276 H Portland		92 76	
								310 A Pepperdine		81 60	
								310 H Pepperdine		84 57	
LAST 12 Division I GAMES:											
						163 N Santa Clara	60 57	276 A Portland		75 65	
						163 A Santa Clara	73 58	215 H San Diego		77 65	
						310 H Pepperdine	84 57	244 H Pacific		82 74	
						86 H BYU	64 58	163 H Santa Clara		55 53	
						206 A Loyola Marymount	57 72	136 A San Francisco		64 62	
						75 A Gonzaga	58 59	310 A Pepperdine		81 60	

Non-Div I Games:

St. Mary's (CA)

■ Loss, 
 ■ Non-Conf, 
 ■ S Site, 
 ■ H Home 
 ■ A Away 
 N Neutral

## Stanford

Through Games Of March 2, 2017

Average RPI Win:	97	WON-LOST	WINNING	LAST 10	STRENGTH OF	OPP. STRENGTH	TEAM	ADJ.	CONF.	ADJ CONF.
Average RPI Loss:	24	RECORD	PCT. RANK	GAMES	SCHEDULE	OF SCHEDULE	RPI	RPI	RPI	RPI
DIV. I ONLY	25- 5	12	8- 2	7	21	8	8	1	1	
DIV. I NON-CONF.	10- 2	32	0- 0	23	93	8	8	1	1	
TOTALS	RPI 1-25	RPI 26-50	W-L RECORDS	RPI 51-100	RPI 101-150	RPI 150+				
25- 5	2- 4	5- 0	OVERALL	10- 1	3- 0	5- 0				
12- 3	1- 2	2- 0	HOME	5- 1	2- 0	2- 0				
10- 2	1- 2	3- 0	AWAY	4- 0	1- 0	1- 0				
3- 0	0- 0	0- 0	NEUTRAL	1- 0	0- 0	2- 0				
10- 2	1- 1	1- 0	NON-CONFERENCE	2- 1	1- 0	5- 0				
5- 1	1- 0	0- 0	HOME	1- 1	1- 0	2- 0				
2- 1	0- 1	1- 0	AWAY	0- 0	0- 0	1- 0				
3- 0	0- 0	0- 0	NEUTRAL	1- 0	0- 0	2- 0				
15- 3	1- 3	4- 0	CONFERENCE	8- 0	2- 0	0- 0				
7- 2	0- 2	2- 0	HOME	4- 0	1- 0	0- 0				
8- 1	1- 1	2- 0	AWAY	4- 0	1- 0	0- 0				
0- 0	0- 0	0- 0	NEUTRAL	0- 0	0- 0	0- 0				

RPI	S	Opponent	Score	RPI	S	Opponent	Score	RPI	S	Opponent	Score	RPI	S	Opponent	Score
6	A	Oregon St.	47 50	31	A	Arizona St.	64 57	52	A	California	72 66	129	A	Arizona	77 55
6	H	Oregon St.	69 72	31	H	Arizona St.	66 56	52	H	California	72 54	129	H	Arizona	73 46
7	A	Washington	72 68	40	A	Oregon	65 59	74	A	Utah	77 58	132	H	Yale	102 44
10	H	UCLA	76 85	40	H	Oregon	81 60	74	H	Utah	87 51	153	N	Northeastern	74 45
13	H	Texas	71 59	47	A	George Washington	71 52	75	H	Gonzaga	63 68	159	H	CSUN	88 54
22	A	Tennessee	51 59					76	N	Purdue	78 69	191	N	Wichita St.	87 39
								83	H	UC Davis	68 42	258	H	Cal Poly	83 55
								87	H	Southern California	58 42	268	A	CSU Bakersfield	77 56
								95	A	Washington St.	76 54				
								100	A	Colorado	84 70				
								100	H	Colorado	64 51				
LAST 12 Division I GAMES:															
40	A	Oregon	65 59	10	H	UCLA	76 85								
6	A	Oregon St.	47 50	87	H	Southern California	58 42								
52	H	California	72 54	7	A	Washington	72 68								
52	A	California	72 66	95	A	Washington St.	76 54								
74	H	Utah	87 51	31	H	Arizona St.	66 56								
100	H	Colorado	64 51	129	H	Arizona	73 46								

Non-Div I Games:

Stanford

■ Loss, 
■ Non-Conf, S Site, 
■ Home 
■ Away 
N Neutral

Average RPI Win:	250	WON-LOST	WINNING	LAST 10	STRENGTH OF	OPP. STRENGTH	TEAM	ADJ.	CONF.	ADJ CONF.
Average RPI Loss:	127	RECORD	PCT. RANK	GAMES	SCHEDULE	OF SCHEDULE	RPI	RPI	RPI	RPI
DIV. I ONLY	21- 5	20	10- 0	278	272	97	97	25	25	
DIV. I NON-CONF.	8- 4	97	0- 0	223	293	125	125	24	24	
TOTALS	RPI 1-25	RPI 26-50	W-L RECORDS	RPI 51-100	RPI 101-150	RPI 150+				
21- 5	0- 0	0- 1	OVERALL	2- 1	1- 1	18- 2				
10- 2	0- 0	0- 0	HOME	1- 0	0- 1	9- 1				
9- 3	0- 0	0- 1	AWAY	1- 1	1- 0	7- 1				
2- 0	0- 0	0- 0	NEUTRAL	0- 0	0- 0	2- 0				
8- 4	0- 0	0- 1	NON-CONFERENCE	0- 1	0- 0	8- 2				
4- 1	0- 0	0- 0	HOME	0- 0	0- 0	4- 1				
2- 3	0- 0	0- 1	AWAY	0- 1	0- 0	2- 1				
2- 0	0- 0	0- 0	NEUTRAL	0- 0	0- 0	2- 0				
13- 1	0- 0	0- 0	CONFERENCE	2- 0	1- 1	10- 0				
6- 1	0- 0	0- 0	HOME	1- 0	0- 1	5- 0				
7- 0	0- 0	0- 0	AWAY	1- 0	1- 0	5- 0				
0- 0	0- 0	0- 0	NEUTRAL	0- 0	0- 0	0- 0				

RPI S	Opponent	Score	RPI S	Opponent	Score	RPI S	Opponent	Score	RPI S	Opponent	Score
			34 A	South Fla.	60 74	81 A	Chattanooga	55 66	103 A	FGCU	67 64
						93 A	Jacksonville	65 49	103 H	FGCU	71 84
						93 H	Jacksonville	57 47	169 A	Arkansas	62 79
									175 H	Bethune-Cookman	63 60
									193 N	Robert Morris	68 60
									198 H	SIUE	78 68
									243 A	High Point	81 47
									249 H	Tennessee St.	50 56
									251 N	Weber St.	70 68
									278 A	Kennesaw St.	65 56
									278 H	Kennesaw St.	60 43
									285 A	Northern Ky.	54 45
									296 H	Eastern Ill.	72 55
									297 A	North Florida	62 44
									297 H	North Florida	68 44
									298 A	Lipscomb	91 66
									298 H	Lipscomb	66 60
									304 H	Valparaiso	87 75
									314 A	NJIT	60 37
									314 H	NJIT	77 43
									319 A	USC Upstate	77 55
									319 H	USC Upstate	80 68
LAST 12 Division I GAMES:											
103 A	FGCU	67 64	297 A	North Florida	62 44						
319 A	USC Upstate	77 55	93 A	Jacksonville	65 49						
314 A	NJIT	60 37	297 H	North Florida	68 44						
278 H	Kennesaw St.	60 43	314 H	NJIT	77 43						
298 H	Lipscomb	66 60	319 H	USC Upstate	80 68						
93 H	Jacksonville	57 47	298 A	Lipscomb	91 66						

Non-Div I Games: Palm Beach Atl. 89 50 Webber Int'l 92 54 Warner 100 34

Stetson

Stony Brook

Through Games Of March 2, 2017

Average RPI Win:	252	WON-LOST	WINNING	LAST 10	STRENGTH OF	OPP. STRENGTH	TEAM	ADJ.	CONF.	ADJ CONF.
Average RPI Loss:	168	RECORD	PCT. RANK	GAMES	SCHEDULE	OF SCHEDULE	RPI	RPI	RPI	RPI
DIV. I ONLY	11- 17	234	3- 7	273	233	263	263	22	22	
DIV. I NON-CONF.	6- 6	165	0- 0	288	265	224	224	22	22	
TOTALS	RPI 1-25	RPI 26-50	W-L RECORDS	RPI 51-100	RPI 101-150	RPI 150+				
11- 17	0- 0	0- 2	OVERALL	0- 2	2- 4	9- 9				
6- 7	0- 0	0- 1	HOME	0- 1	2- 1	4- 4				
4- 9	0- 0	0- 0	AWAY	0- 1	0- 3	4- 5				
1- 1	0- 0	0- 1	NEUTRAL	0- 0	0- 0	1- 0				
6- 6	0- 0	0- 2	NON-CONFERENCE	0- 0	1- 1	5- 3				
3- 2	0- 0	0- 1	HOME	0- 0	1- 0	2- 1				
2- 3	0- 0	0- 0	AWAY	0- 0	0- 1	2- 2				
1- 1	0- 0	0- 1	NEUTRAL	0- 0	0- 0	1- 0				
5- 11	0- 0	0- 0	CONFERENCE	0- 2	1- 3	4- 6				
3- 5	0- 0	0- 0	HOME	0- 1	1- 1	2- 3				
2- 6	0- 0	0- 0	AWAY	0- 1	0- 2	2- 3				
0- 0	0- 0	0- 0	NEUTRAL	0- 0	0- 0	2- 0				

RPI S	Opponent	Score	RPI S	Opponent	Score	RPI S	Opponent	Score	RPI S	Opponent	Score	Team's RPI: 263
30	H Syracuse	60 78	67	A New Hampshire	46 49	115	H Cornell	66 65				
45	N Indiana	60 74	67	H New Hampshire	45 56	128	A Albany (NY)	54 64				
						128	H Albany (NY)	57 75				
						139	A Maine	71 78				
						139	H Maine	55 41				
						150	A Iona	46 57				
						174	H Columbia	55 53				
						188	A Hartford	52 65				
						188	H Hartford	40 62				
						189	H Hofstra	64 67				
						207	A UMBC	61 67				
						207	H UMBC	51 37				
						210	A Binghamton	74 59				
						210	H Binghamton	40 48				
						241	A St. Bonaventure	37 51				
						269	A Vermont	43 53				
						269	H Vermont	43 57				
						275	A Manhattan	55 50				
						315	H UMKC	57 55				
						317	A Central Conn. St.	64 59				
						331	N Florida A&M	80 49				
						334	A LIU Brooklyn	48 58				
						344	A UMass Lowell	86 44				
						344	H UMass Lowell	83 53				
LAST 12 Division I GAMES:												
269	H Vermont	43 57	128	H Albany (NY)	57 75							
207	H UMBC	51 37	67	H New Hampshire	45 56							
210	A Binghamton	74 59	269	A Vermont	43 53							
188	H Hartford	40 62	207	A UMBC	61 67							
139	A Maine	71 78	210	H Binghamton	40 48							
344	A UMass Lowell	86 44	188	A Hartford	52 65							

Non-Div I Games: Molloy 62 53

Stony Brook

Loss, Non-Conf, S Site, H Home A Away N Neutral

## Syracuse

Through Games Of March 2, 2017

Average RPI Win:	147	WON-LOST	WINNING	LAST 10	STRENGTH OF	OPP. STRENGTH	TEAM	ADJ.	CONF.	ADJ CONF.
Average RPI Loss:	26	RECORD	PCT. RANK	GAMES	SCHEDULE	OF SCHEDULE	RPI	RPI	RPI	RPI
DIV. I ONLY	21- 9	69	8- 2	49	35	30	30	3	3	
DIV. I NON-CONF.	9- 4	85	0- 0	103	88	80	80	4	4	
TOTALS	RPI 1-25	RPI 26-50	W-L RECORDS	RPI 51-100	RPI 101-150	RPI 150+				
21- 9	1- 7	3- 0	OVERALL	3- 2	4- 0	10- 0				
13- 1	1- 1	2- 0	HOME	2- 0	1- 0	7- 0				
5- 5	0- 3	0- 0	AWAY	1- 2	1- 0	3- 0				
3- 3	0- 3	1- 0	NEUTRAL	0- 0	2- 0	0- 0				
9- 4	0- 3	2- 0	NON-CONFERENCE	0- 1	1- 0	6- 0				
6- 0	0- 0	1- 0	HOME	0- 0	0- 0	5- 0				
1- 1	0- 0	0- 0	AWAY	0- 1	0- 0	1- 0				
2- 3	0- 3	1- 0	NEUTRAL	0- 0	1- 0	0- 0				
12- 5	1- 4	1- 0	CONFERENCE	3- 1	3- 0	4- 0				
7- 1	1- 1	1- 0	HOME	2- 0	1- 0	2- 0				
4- 4	0- 3	0- 0	AWAY	1- 1	1- 0	2- 0				
1- 0	0- 0	0- 0	NEUTRAL	0- 0	1- 0	0- 0				

RPI	S	Opponent	Score	RPI	S	Opponent	Score	RPI	S	Opponent	Score	RPI	S	Opponent	Score
2	H	Notre Dame	80 85	35	H	North Carolina St.	85 75	51	H	Virginia	54 49	109	A	Clemson	88 62
9	A	Duke	55 72	46	H	Michigan St.	75 64	55	A	Georgia Tech	66 75	116	H	North Carolina	95 64
11	A	Florida St.	58 77	47	N	George Washington	74 71	78	A	Drexel	61 62	116	N	North Carolina	83 64
12	A	Louisville	76 91					82	H	Wake Forest	85 64	118	N	Old Dominion	92 66
15	N	DePaul	84 108					98	A	Virginia Tech	82 72	156	A	Pittsburgh	73 57
16	H	Miami (FL)	81 48									156	H	Pittsburgh	93 65
24	N	Ohio St.	72 77									168	H	Siena	102 65
25	N	Texas A&M	84 105									173	A	Boston College	72 45
LAST 12 Division I GAMES:															
116	N	North Carolina	83 64	173	A	Boston College	72 45	259	H	Niagara	109 60	263	A	Stony Brook	78 60
156	A	Pittsburgh	73 57	156	H	Pittsburgh	93 65	284	H	Coppin St.	76 30	299	H	Rhode Island	95 49
82	H	Wake Forest	85 64	98	A	Virginia Tech	82 72	317	H	Central Conn. St.	95 63				
2	H	Notre Dame	80 85	16	H	Miami (FL)	81 48								
116	H	North Carolina	95 64	11	A	Florida St.	58 77								
9	A	Duke	55 72	55	A	Georgia Tech	66 75								

Non-Div I Games:

Syracuse

■ Loss, 
 ■ Non-Conf, 
 ■ S Site, 
 ■ Home 
 ■ A Away 
 N Neutral

Average RPI Win:	210	WON-LOST	WINNING	LAST 10	STRENGTH OF	OPP. STRENGTH	TEAM	ADJ.	CONF.	ADJ CONF.
Average RPI Loss:	35	RECORD	PCT. RANK	GAMES	SCHEDULE	OF SCHEDULE	RPI	RPI	RPI	RPI
DIV. I ONLY	12- 17	219	2- 8	54	29	149	149	4	4	
DIV. I NON-CONF.	8- 3	67	0- 0	200	193	122	122	3	3	
<hr/>										
TOTALS	RPI 1-25	RPI 26-50	W-L RECORDS	RPI 51-100	RPI 101-150	RPI 150+				
12- 17	0- 10	1- 2	OVERALL	1- 4	1- 1	9- 0				
11- 7	0- 5	1- 0	HOME	1- 2	1- 0	8- 0				
1- 10	0- 5	0- 2	AWAY	0- 2	0- 1	1- 0				
0- 0	0- 0	0- 0	NEUTRAL	0- 0	0- 0	0- 0				
8- 3	0- 2	0- 1	NON-CONFERENCE	1- 0	0- 0	7- 0				
8- 1	0- 1	0- 0	HOME	1- 0	0- 0	7- 0				
0- 2	0- 1	0- 1	AWAY	0- 0	0- 0	0- 0				
0- 0	0- 0	0- 0	NEUTRAL	0- 0	0- 0	0- 0				
4- 14	0- 8	1- 1	CONFERENCE	0- 4	1- 1	2- 0				
3- 6	0- 4	1- 0	HOME	0- 2	1- 0	1- 0				
1- 8	0- 4	0- 1	AWAY	0- 2	0- 1	1- 0				
0- 0	0- 0	0- 0	NEUTRAL	0- 0	0- 0	0- 0				

RPI 1-25				RPI 26-50				RPI 51-100				RPI 101+ Team's RPI: 149			
RPI	S	Opponent	Score	RPI	S	Opponent	Score	RPI	S	Opponent	Score	RPI	S	Opponent	Score
2	A	Notre Dame	59 92	32	A	LSU	61 67	65	A	West Virginia	73 77	102	A	Texas Tech	64 79
4	A	Baylor	54 77	49	A	Iowa St.	69 72	65	H	West Virginia	61 83	102	H	Texas Tech	76 62
4	H	Baylor	73 91	49	H	Iowa St.	80 75	68	A	Oklahoma St.	70 88	171	A	Kansas	80 68
13	A	Texas	54 83					68	H	Oklahoma St.	67 82	171	H	Kansas	83 68
13	H	Texas	69 77					94	H	SMU	76 67	199	H	Texas Southern	77 48
18	A	Oklahoma	72 87									204	H	Grambling	83 47
18	H	Oklahoma	64 73									267	H	Butler	73 47
23	A	Kansas St.	63 74									287	H	McNeese	74 70
23	H	Kansas St.	65 68									302	H	Alcorn	95 39
25	H	Texas A&M	67 75									330	H	Incarnate Word	88 40
												342	H	Sam Houston St.	81 37
<hr/>															
LAST 12 Division I GAMES:															
102	A	Texas Tech	64 79	102	H	Texas Tech	76 62								
18	H	Oklahoma	64 73	171	A	Kansas	80 68								
65	A	West Virginia	73 77	49	A	Iowa St.	69 72								
23	H	Kansas St.	65 68	13	H	Texas	69 77								
68	A	Oklahoma St.	70 88	171	H	Kansas	83 68								
4	H	Baylor	73 91	23	A	Kansas St.	63 74								

Non-Div I Games:

TCU

■ Loss, 
■ Non-Conf, 
■ S Site, 
■ H Home 
■ A Away 
N Neutral

Average RPI Win:	131	WON-LOST	WINNING	LAST 10	STRENGTH OF	OPP. STRENGTH	TEAM	ADJ.	CONF.	ADJ CONF.
Average RPI Loss:	52	RECORD	PCT. RANK	GAMES	SCHEDULE	OF SCHEDULE	RPI	RPI	RPI	RPI
DIV. I ONLY	23- 6	25	7- 3	47	47	17	17	5	5	
DIV. I NON-CONF.	10- 3	54	1- 0	69	51	24	24	5	5	
TOTALS	RPI 1-25	RPI 26-50	W-L RECORDS	RPI 51-100	RPI 101-150	RPI 150+				
23- 6	1- 2	2- 2	OVERALL	5- 1	4- 0	11- 1				
11- 2	1- 1	1- 1	HOME	2- 0	1- 0	6- 0				
12- 3	0- 1	1- 1	AWAY	3- 0	3- 0	5- 1				
0- 1	0- 0	0- 0	NEUTRAL	0- 1	0- 0	0- 0				
10- 3	1- 0	1- 1	NON-CONFERENCE	2- 1	1- 0	5- 1				
5- 0	1- 0	1- 0	HOME	0- 0	0- 0	3- 0				
5- 2	0- 0	0- 1	AWAY	2- 0	1- 0	2- 1				
0- 1	0- 0	0- 0	NEUTRAL	0- 1	0- 0	0- 0				
13- 3	0- 2	1- 1	CONFERENCE	3- 0	3- 0	6- 0				
6- 2	0- 1	0- 1	HOME	2- 0	1- 0	3- 0				
7- 1	0- 1	1- 0	AWAY	1- 0	2- 0	3- 0				
0- 0	0- 0	0- 0	NEUTRAL	0- 0	0- 0	0- 0				

RPI	S	Opponent	Score	RPI	S	Opponent	Score	RPI	S	Opponent	Score	RPI	S	Opponent	Score
1	A	UConn	45 90	27	A	Harvard	62 73	56	A	Villanova	83 48	110	A	Saint Joseph's	86 70
1	H	UConn	69 97	34	A	South Fla.	77 71	64	A	Tulane	76 50	111	A	UCF	66 60
15	H	DePaul	84 74	34	H	South Fla.	51 55	64	H	Tulane	86 71	144	A	Memphis	73 67
				38	H	Quinnipiac	71 68	73	A	Penn	63 53	144	H	Memphis	66 51
								79	N	Florida	76 83	151	A	Tulsa	58 49
								94	H	SMU	66 52	151	H	Tulsa	70 43
												164	A	East Carolina	76 43
												164	H	East Carolina	78 47
												165	H	Cincinnati	88 64
												166	H	La Salle	86 70
												167	H	Fairfield	73 59
												172	A	Hampton	65 71
												178	A	Houston	69 57
												223	A	Rutgers	48 37
												269	H	Vermont	53 39
												278	A	Kennesaw St.	79 38
LAST 12 Division I GAMES:															
111	A	UCF	66 60	151	H	Tulsa	70 43	64	A	Tulane	76 50	1	H	UConn	69 97
165	H	Cincinnati	88 64	34	H	South Fla.	51 55	73	A	Penn	63 53	144	H	Memphis	66 51
1	A	UConn	45 90												
34	A	South Fla.	77 71												
94	H	SMU	66 52												
164	A	East Carolina	76 43												

Non-Div I Games:

Temple



## Tennessee

Through Games Of March 2, 2017

Average RPI Win:	95	WON-LOST	WINNING	LAST 10	STRENGTH OF	OPP. STRENGTH	TEAM	ADJ.	CONF.	ADJ CONF.
Average RPI Loss:	67	RECORD	PCT. RANK	GAMES	SCHEDULE	OF SCHEDULE	RPI	RPI	RPI	RPI
DIV. I ONLY	19- 11	105	6- 4	4	22	22	22	2	2	
DIV. I NON-CONF.	9- 4	85	0- 0	7	32	13	13	2	2	
TOTALS	RPI 1-25	RPI 26-50	W-L RECORDS	RPI 51-100	RPI 101-150	RPI 150+				
19- 11	6- 4	2- 1	OVERALL	2- 3	4- 3	5- 0				
13- 3	4- 3	1- 0	HOME	1- 0	3- 0	4- 0				
6- 7	2- 1	1- 1	AWAY	1- 3	1- 2	1- 0				
0- 1	0- 0	0- 0	NEUTRAL	0- 0	0- 1	0- 0				
9- 4	2- 2	1- 0	NON-CONFERENCE	0- 2	2- 0	4- 0				
7- 1	2- 1	0- 0	HOME	0- 0	2- 0	3- 0				
2- 3	0- 1	1- 0	AWAY	0- 2	0- 0	1- 0				
0- 0	0- 0	0- 0	NEUTRAL	0- 0	0- 0	0- 0				
10- 7	4- 2	1- 1	CONFERENCE	2- 1	2- 3	1- 0				
6- 2	2- 2	1- 0	HOME	1- 0	1- 0	1- 0				
4- 4	2- 0	0- 1	AWAY	1- 1	1- 2	0- 0				
0- 1	0- 0	0- 0	NEUTRAL	0- 0	0- 1	0- 0				

RPI	S	Opponent	Score	RPI	S	Opponent	Score	RPI	S	Opponent	Score	RPI	S	Opponent	Score
2	H	Notre Dame	71 69	32	H	LSU	77 58	79	A	Florida	84 75	107	A	Vanderbilt	70 57
3	A	South Carolina	76 74	41	A	James Madison	81 69	79	H	Florida	74 70	107	H	Vanderbilt	91 63
4	H	Baylor	66 88	44	A	Auburn	61 79	84	A	Georgia	78 81	121	H	Troy	110 84
5	A	Mississippi St.	82 64					85	A	Penn St.	56 70	122	A	Ole Miss	62 67
5	H	Mississippi St.	64 74					98	A	Virginia Tech	63 67	126	A	Alabama	57 65
8	H	Stanford	59 51									126	N	Alabama	64 72
13	A	Texas	67 72									131	H	Navy	85 55
14	H	Kentucky	72 65									169	H	Arkansas	59 46
19	H	Missouri	77 66									203	A	ETSU	83 58
25	H	Texas A&M	59 61									214	H	Appalachian St.	92 66
												225	H	UNCW	90 54
												249	H	Tennessee St.	86 36
LAST 12 Division I GAMES:															
126	N	Alabama	64 72	19	H	Missouri	77 66								
5	A	Mississippi St.	82 64	84	A	Georgia	78 81								
79	H	Florida	74 70	32	H	LSU	77 58								
169	H	Arkansas	59 46	3	A	South Carolina	76 74								
126	A	Alabama	57 65	79	A	Florida	84 75								
25	H	Texas A&M	59 61	107	H	Vanderbilt	91 63								

Non-Div I Games:

Tennessee

■ Loss, 
 ■ Non-Conf, S Site, 
 ■ Home 
 ■ Away 
 N Neutral

Average RPI Win:	236	WON-LOST	WINNING	LAST 10	STRENGTH OF	OPP. STRENGTH	TEAM	ADJ.	CONF.	ADJ CONF.
Average RPI Loss:	185	RECORD	PCT. RANK	GAMES	SCHEDULE	OF SCHEDULE	RPI	RPI	RPI	RPI
DIV. I ONLY	9- 16	252	3- 7	211	253	249	249	26	26	
DIV. I NON-CONF.	4- 5	198	0- 0	191	106	151	151	26	26	
TOTALS	RPI 1-25	RPI 26-50	W-L RECORDS	RPI 51-100	RPI 101-150	RPI 150+				
9- 16	0- 1	0- 0	OVERALL	1- 4	0- 0	8- 11				
6- 3	0- 0	0- 0	HOME	0- 1	0- 0	6- 2				
2- 12	0- 1	0- 0	AWAY	1- 3	0- 0	1- 8				
1- 1	0- 0	0- 0	NEUTRAL	0- 0	0- 0	1- 1				
4- 5	0- 1	0- 0	NON-CONFERENCE	1- 2	0- 0	3- 2				
1- 0	0- 0	0- 0	HOME	0- 0	0- 0	1- 0				
2- 4	0- 1	0- 0	AWAY	1- 2	0- 0	1- 1				
1- 1	0- 0	0- 0	NEUTRAL	0- 0	0- 0	1- 1				
5- 11	0- 0	0- 0	CONFERENCE	0- 2	0- 0	5- 9				
5- 3	0- 0	0- 0	HOME	0- 1	0- 0	5- 2				
0- 8	0- 0	0- 0	AWAY	0- 1	0- 0	0- 7				
0- 0	0- 0	0- 0	NEUTRAL	0- 0	0- 0	0- 0				

RPI 1-25				RPI 26-50				RPI 51-100				RPI 101+ Team's RPI: 249			
RPI	S	Opponent	Score	RPI	S	Opponent	Score	RPI	S	Opponent	Score	RPI	S	Opponent	Score
22	A	Tennessee	36 86					59	A	Belmont	71 87	175	N	Bethune-Cookman	69 60
								59	H	Belmont	60 70	185	A	Morehead St.	74 87
								68	A	Oklahoma St.	48 86	185	H	Morehead St.	69 66
								96	A	UNLV	48 69	190	A	Xavier	54 63
								97	A	Stetson	56 50	198	A	SIUE	52 73
												212	N	Wisconsin	70 80
												226	H	UT Martin	85 80
												247	A	Jacksonville St.	56 69
												247	H	Jacksonville St.	64 51
												260	A	Austin Peay	63 79
												262	A	Murray St.	72 80
												266	H	Southeast Mo. St.	67 75
												280	A	Tennessee Tech	59 64
												280	H	Tennessee Tech	59 72
												282	A	Eastern Ky.	62 66
												282	H	Eastern Ky.	78 64
												296	H	Eastern Ill.	69 58
												298	A	Lipscomb	77 71
												320	H	Arkansas St.	76 66
LAST 12 Division I GAMES:															
59	A	Belmont	71 87	296	H	Eastern Ill.	69 58								
282	H	Eastern Ky.	78 64	59	H	Belmont	60 70								
185	A	Morehead St.	74 87	198	A	SIUE	52 73								
247	A	Jacksonville St.	56 69	247	H	Jacksonville St.	64 51								
280	H	Tennessee Tech	59 72	280	A	Tennessee Tech	59 64								
260	A	Austin Peay	63 79	282	A	Eastern Ky.	62 66								

Non-Div I Games: Fisk 97 41

Tennessee St.

■ Loss, 
 ■ Non-Conf, 
 ■ S Site, 
 ■ Home 
 ■ A Away 
 N Neutral

## Tennessee Tech

Through Games Of March 2, 2017

Average RPI Win:	267	WON-LOST	WINNING	LAST 10	STRENGTH OF	OPP. STRENGTH	TEAM	ADJ.	CONF.	ADJ CONF.
Average RPI Loss:	179	RECORD	PCT. RANK	GAMES	SCHEDULE	OF SCHEDULE	RPI	RPI	RPI	RPI
DIV. I ONLY	9- 20	274	3- 7	204	288	280	280	26	26	
DIV. I NON-CONF.	2- 10	305	0- 0	202	283	308	308	26	26	
TOTALS	RPI 1-25	RPI 26-50	W-L RECORDS	RPI 51-100	RPI 101-150	RPI 150+				
9- 20	0- 0	0- 0	OVERALL	0- 4	0- 3	9- 13				
6- 7	0- 0	0- 0	HOME	0- 2	0- 1	6- 4				
3- 12	0- 0	0- 0	AWAY	0- 2	0- 2	3- 8				
0- 1	0- 0	0- 0	NEUTRAL	0- 0	0- 0	0- 1				
2- 10	0- 0	0- 0	NON-CONFERENCE	0- 2	0- 3	2- 5				
1- 4	0- 0	0- 0	HOME	0- 1	0- 1	1- 2				
1- 6	0- 0	0- 0	AWAY	0- 1	0- 2	1- 3				
0- 0	0- 0	0- 0	NEUTRAL	0- 0	0- 0	0- 0				
7- 10	0- 0	0- 0	CONFERENCE	0- 2	0- 0	7- 8				
5- 3	0- 0	0- 0	HOME	0- 1	0- 0	5- 2				
2- 6	0- 0	0- 0	AWAY	0- 1	0- 0	2- 5				
0- 1	0- 0	0- 0	NEUTRAL	0- 0	0- 0	0- 1				

RPI S	Opponent	Score	RPI S	Opponent	Score	RPI S	Opponent	Score	RPI S	Opponent	Score	Team's RPI: 280
						59	A Belmont	75 89	107	A Vanderbilt	57 89	
						59	H Belmont	66 85	123	A Radford	46 79	
						60	A IUPUI	63 77	135	H Wright St.	54 65	
						77	H Middle Tenn.	62 73	165	A Cincinnati	38 60	
									185	A Morehead St.	65 79	
									185	H Morehead St.	52 81	
									198	A SIUE	49 60	
									198	N SIUE	69 77	
									201	H UNCG	59 65	
									203	H ETSU	76 82	
									226	H UT Martin	81 71	
									237	A UNC Asheville	65 77	
									247	A Jacksonville St.	44 57	
									247	H Jacksonville St.	56 54	
									249	A Tennessee St.	72 59	
									249	H Tennessee St.	64 59	
									260	H Austin Peay	84 87	
									262	H Murray St.	72 54	
									266	A Southeast Mo. St.	74 63	
									282	A Eastern Ky.	65 78	
									282	H Eastern Ky.	53 51	
									285	H Northern Ky.	55 40	
									296	A Eastern Ill.	46 54	
									298	A Lipscomb	69 71	
									341	A Winthrop	73 50	
LAST 12 Division I GAMES:												
			198	N SIUE	69 77		296	A Eastern Ill.	46 54			
			282	A Eastern Ky.	65 78		226	H UT Martin	81 71			
			185	H Morehead St.	52 81		282	H Eastern Ky.	53 51			
			247	A Jacksonville St.	44 57		185	A Morehead St.	65 79			
			59	H Belmont	66 85		59	A Belmont	75 89			
			249	A Tennessee St.	72 59		249	H Tennessee St.	64 59			

Non-Div I Games: Tenn. Wesleyan 54 41

Tennessee Tech

■ Loss, 
 ■ Non-Conf, 
 ■ S Site, 
 ■ H Home 
 ■ A Away 
 N Neutral

Average RPI Win: 115		WON-LOST	WINNING	LAST 10	STRENGTH OF	OPP. STRENGTH	TEAM	ADJ.	CONF.	ADJ CONF.
Average RPI Loss: 13		RECORD	PCT. RANK	GAMES	SCHEDULE	OF SCHEDULE	RPI	RPI	RPI	RPI
DIV. I ONLY		22- 7	37	7- 3	5	3	13	13	4	4
DIV. I NON-CONF.		7- 4	114	1- 0	9	11	37	37	3	3
TOTALS		RPI 1-25	RPI 26-50		W-L RECORDS		RPI 51-100	RPI 101-150	RPI 150+	
22- 7	6- 6	1- 1		OVERALL		4- 0	4- 0	7- 0		
13- 3	3- 2	0- 1		HOME		2- 0	2- 0	6- 0		
9- 3	3- 3	1- 0		AWAY		2- 0	2- 0	1- 0		
0- 1	0- 1	0- 0		NEUTRAL		0- 0	0- 0	0- 0		
7- 4	2- 4	0- 0		NON-CONFERENCE		0- 0	0- 0	5- 0		
6- 1	1- 1	0- 0		HOME		0- 0	0- 0	5- 0		
1- 2	1- 2	0- 0		AWAY		0- 0	0- 0	0- 0		
0- 1	0- 1	0- 0		NEUTRAL		0- 0	0- 0	0- 0		
15- 3	4- 2	1- 1		CONFERENCE		4- 0	4- 0	2- 0		
7- 2	2- 1	0- 1		HOME		2- 0	2- 0	1- 0		
8- 1	2- 1	1- 0		AWAY		2- 0	2- 0	1- 0		
0- 0	0- 0	0- 0		NEUTRAL		0- 0	0- 0	0- 0		

RPI	S	Opponent	Score	RPI	S	Opponent	Score	RPI	S	Opponent	Score	RPI	S	Opponent	Score
1	N	UConn	54 72	49	A	Iowa St.	75 68	65	A	West Virginia	73 63	102	A	Texas Tech	77 57
3	H	South Carolina	67 76	49	H	Iowa St.	66 70	65	H	West Virginia	69 54	102	H	Texas Tech	67 47
4	A	Baylor	85 79					68	A	Oklahoma St.	85 71	149	A	TCU	77 69
4	H	Baylor	67 70					68	H	Oklahoma St.	66 35	149	H	TCU	83 54
5	A	Mississippi St.	68 79									171	A	Kansas	66 54
8	A	Stanford	59 71									171	H	Kansas	75 42
11	A	Florida St.	92 88									196	H	UTSA	76 43
18	A	Oklahoma	73 74									213	H	New Orleans	80 48
18	H	Oklahoma	86 68									224	H	UTRGV	85 61
22	H	Tennessee	72 67									293	H	Northwestern St.	86 39
23	A	Kansas St.	69 61									339	H	Houston Baptist	98 46
23	H	Kansas St.	63 58												
LAST 12 Division I GAMES:															
23	A	Kansas St.	69 61	4	A	Baylor	85 79								
49	H	Iowa St.	66 70	23	H	Kansas St.	63 58								
4	H	Baylor	67 70	68	A	Oklahoma St.	85 71								
18	A	Oklahoma	73 74	65	H	West Virginia	69 54								
11	A	Florida St.	92 88	149	A	TCU	77 69								
171	H	Kansas	75 42	102	A	Texas Tech	77 57								

Non-Div I Games:

Texas

Average RPI Win:	109	WON-LOST	WINNING	LAST 10	STRENGTH OF	OPP. STRENGTH	TEAM	ADJ.	CONF.	ADJ CONF.
Average RPI Loss:	49	RECORD	PCT. RANK	GAMES	SCHEDULE	OF SCHEDULE	RPI	RPI	RPI	RPI
DIV. I ONLY	20- 10	88	5- 5	12	34	25	25	2	2	
DIV. I NON-CONF.	10- 3	54	0- 0	39	91	38	38	2	2	
TOTALS	RPI 1-25	RPI 26-50	W-L RECORDS	RPI 51-100	RPI 101-150	RPI 150+				
20- 10	2- 4	4- 2	OVERALL	4- 3	6- 1	4- 0				
12- 3	0- 2	2- 0	HOME	2- 1	5- 0	3- 0				
5- 6	2- 2	1- 1	AWAY	1- 2	1- 1	0- 0				
3- 1	0- 0	1- 1	NEUTRAL	1- 0	0- 0	1- 0				
10- 3	0- 0	2- 1	NON-CONFERENCE	1- 2	4- 0	3- 0				
6- 1	0- 0	0- 0	HOME	1- 1	3- 0	2- 0				
2- 1	0- 0	1- 0	AWAY	0- 1	1- 0	0- 0				
2- 1	0- 0	1- 1	NEUTRAL	0- 0	0- 0	1- 0				
10- 7	2- 4	2- 1	CONFERENCE	3- 1	2- 1	1- 0				
6- 2	0- 2	2- 0	HOME	1- 0	2- 0	1- 0				
3- 5	2- 2	0- 1	AWAY	1- 1	0- 1	0- 0				
1- 0	0- 0	0- 0	NEUTRAL	1- 0	0- 0	0- 0				

RPI	S	Opponent	Score	RPI	S	Opponent	Score	RPI	S	Opponent	Score	RPI	S	Opponent	Score
3	H	South Carolina	64 80	30	N	Syracuse	105 84	79	A	Florida	67 59	101	H	Central Ark.	74 49
5	A	Mississippi St.	61 71	32	A	LSU	63 67	79	H	Florida	84 76	102	H	Texas Tech	98 90
5	H	Mississippi St.	67 72	32	H	LSU	54 52	79	N	Florida	67 48	106	H	Abilene Christian	71 45
14	A	Kentucky	77 68	43	N	Dayton	57 74	84	A	Georgia	59 69	107	H	Vanderbilt	77 72
19	A	Missouri	76 78	44	H	Auburn	66 61	87	H	Southern California	62 66	122	A	Ole Miss	49 62
22	A	Tennessee	61 59	50	A	Little Rock	55 37	91	H	SFA	63 48	126	H	Alabama	69 48
								94	A	SMU	53 54	149	A	TCU	75 67
												169	H	Arkansas	90 65
												232	N	Southern U.	81 58
												271	H	Prairie View	90 62
												288	H	A&M-Corpus Christi	84 55
LAST 12 Division I GAMES:															
		79	N	Florida	67	48			126	H	Alabama	69	48		
		122	A	Ole Miss	49	62			44	H	Auburn	66	61		
		3	H	South Carolina	64	80			79	H	Florida	84	76		
		5	H	Mississippi St.	67	72			5	A	Mississippi St.	61	71		
		32	A	LSU	63	67			32	H	LSU	54	52		
		22	A	Tennessee	61	59			19	A	Missouri	76	78		

Non-Div I Games:

Texas A&amp;M

■ Loss, 
 ■ Non-Conf, S Site, 
 ■ Home 
 ■ Away 
 N Neutral

Team Record				Through Games Of March 17, 1917					
Average RPI Win:	WON-LOST	WINNING	LAST 10	STRENGTH OF	OPP. STRENGTH	TEAM	ADJ.	CONF.	ADJ CONF.
Average RPI Loss: 219	RECORD	PCT. RANK	GAMES	SCHEDULE	OF SCHEDULE	RPI	RPI	RPI	RPI
DIV. I ONLY	18- 9	88	8- 2	348	318	199	199	30	30
DIV. I NON-CONF.	5- 5	165	0- 0	333	227	204	204	30	30
TOTALS	RPI 1-25	RPI 26-50	W-L RECORDS	RPI 51-100	RPI 101-150	RPI 150+			
18- 9	0- 0	0- 0	OVERALL	0- 1	1- 1	17- 7			
7- 2	0- 0	0- 0	HOME	0- 0	0- 0	7- 2			
10- 7	0- 0	0- 0	AWAY	0- 1	1- 1	9- 5			
1- 0	0- 0	0- 0	NEUTRAL	0- 0	0- 0	1- 0			
5- 5	0- 0	0- 0	NON-CONFERENCE	0- 1	1- 1	4- 3			
0- 1	0- 0	0- 0	HOME	0- 0	0- 0	0- 1			
4- 4	0- 0	0- 0	AWAY	0- 1	1- 1	3- 2			
1- 0	0- 0	0- 0	NEUTRAL	0- 0	0- 0	1- 0			
13- 4	0- 0	0- 0	CONFERENCE	0- 0	0- 0	13- 4			
7- 1	0- 0	0- 0	HOME	0- 0	0- 0	7- 1			
6- 3	0- 0	0- 0	AWAY	0- 0	0- 0	6- 3			
0- 0	0- 0	0- 0	NEUTRAL	0- 0	0- 0	0- 0			

[illegible]

Non-Div I Games:	P.R.-Bayamon	64	58
------------------	--------------	----	----

Texas Southern

Loss, Non-Conf, S Site, H Home A Away N Neutral

Average RPI Win:	225	WON-LOST	WINNING	LAST 10	STRENGTH OF	OPP. STRENGTH	TEAM	ADJ.	CONF.	ADJ CONF.
Average RPI Loss:	166	RECORD	PCT. RANK	GAMES	SCHEDULE	OF SCHEDULE	RPI	RPI	RPI	RPI
DIV. I ONLY	16- 11	119	7- 3	218	242	148	148	21	21	
DIV. I NON-CONF.	5- 5	165	0- 0	259	261	196	196	19	19	
TOTALS	RPI 1-25	RPI 26-50	W-L RECORDS	RPI 51-100	RPI 101-150	RPI 150+				
16- 11	0- 1	1- 0	OVERALL	1- 2	2- 2	12- 6				
10- 3	0- 0	1- 0	HOME	0- 1	2- 0	7- 2				
6- 8	0- 1	0- 0	AWAY	1- 1	0- 2	5- 4				
0- 0	0- 0	0- 0	NEUTRAL	0- 0	0- 0	0- 0				
5- 5	0- 1	0- 0	NON-CONFERENCE	0- 1	0- 0	5- 3				
3- 1	0- 0	0- 0	HOME	0- 0	0- 0	3- 1				
2- 4	0- 1	0- 0	AWAY	0- 1	0- 0	2- 2				
0- 0	0- 0	0- 0	NEUTRAL	0- 0	0- 0	0- 0				
11- 6	0- 0	1- 0	CONFERENCE	1- 1	2- 2	7- 3				
7- 2	0- 0	1- 0	HOME	0- 1	2- 0	4- 1				
4- 4	0- 0	0- 0	AWAY	1- 0	0- 2	3- 2				
0- 0	0- 0	0- 0	NEUTRAL	0- 0	0- 0	0- 0				

RPI 1-25				RPI 26-50				RPI 51-100				RPI 101+ Team's RPI: 148			
RPI	S	Opponent	Score	RPI	S	Opponent	Score	RPI	S	Opponent	Score	RPI	S	Opponent	Score
4	A	Baylor	24 90	50	H	Little Rock	64 47	94	A	SMU	56 64	121	A	Troy	54 65
								99	A	UT Arlington	75 69	121	H	Troy	74 72
								99	H	UT Arlington	39 61	146	A	Louisiana	43 62
												146	H	Louisiana	62 40
												178	A	Houston	61 56
												183	A	North Texas	59 58
												196	A	UTSA	47 72
												199	H	Texas Southern	53 66
												214	A	Appalachian St.	53 37
												214	H	Appalachian St.	64 66
												222	A	Ga. Southern	69 71
												240	A	South Ala.	57 44
												240	H	South Ala.	55 39
												254	A	Georgia St.	62 51
												255	A	Coastal Caro.	48 64
												255	H	Coastal Caro.	83 62
												271	A	Prairie View	60 64
												288	H	A&M-Corpus Christi	57 50
												320	H	Arkansas St.	63 43
												330	H	Incarnate Word	67 50
												335	H	La.-Monroe	63 50
												342	H	Sam Houston St.	69 46
LAST 12 Division I GAMES:															
146	A	Louisiana	43 62	320	H	Arkansas St.	63 43	99	A	UT Arlington	75 69	255	A	Coastal Caro.	48 64
121	H	Troy	74 72	240	H	South Ala.	55 39	214	A	Appalachian St.	53 37	146	H	Louisiana	62 40
240	H	South Ala.	55 39	222	A	Ga. Southern	69 71	146	H	Louisiana	62 40	335	H	La.-Monroe	63 50
254	A	Georgia St.	62 51	50	H	Little Rock	64 47	335	H	La.-Monroe	63 50				

Non-Div I Games: St. Edward's 51 65

Texas St.

Average RPI Win:	140	WON-LOST	WINNING	LAST 10	STRENGTH OF	OPP. STRENGTH	TEAM	ADJ.	CONF.	ADJ CONF.
Average RPI Loss:	52	RECORD	PCT. RANK	GAMES	SCHEDULE	OF SCHEDULE	RPI	RPI	RPI	RPI
DIV. I ONLY	13- 16	204	2- 8	17	28	102	102	4	4	
DIV. I NON-CONF.	8- 3	67	0- 0	37	135	36	36	3	3	
TOTALS	RPI 1-25	RPI 26-50	W-L RECORDS	RPI 51-100	RPI 101-150	RPI 150+				
13- 16	0- 10	1- 1	OVERALL	3- 2	5- 1	4- 2				
12- 4	0- 4	1- 0	HOME	3- 0	4- 0	4- 0				
0- 12	0- 6	0- 1	AWAY	0- 2	0- 1	0- 2				
1- 0	0- 0	0- 0	NEUTRAL	0- 0	1- 0	0- 0				
8- 3	0- 2	0- 0	NON-CONFERENCE	1- 0	4- 0	3- 1				
7- 0	0- 0	0- 0	HOME	1- 0	3- 0	3- 0				
0- 3	0- 2	0- 0	AWAY	0- 0	0- 0	0- 1				
1- 0	0- 0	0- 0	NEUTRAL	0- 0	1- 0	0- 0				
5- 13	0- 8	1- 1	CONFERENCE	2- 2	1- 1	1- 1				
5- 4	0- 4	1- 0	HOME	2- 0	1- 0	1- 0				
0- 9	0- 4	0- 1	AWAY	0- 2	0- 1	0- 1				
0- 0	0- 0	0- 0	NEUTRAL	0- 0	0- 0	0- 0				

RPI 1-25				RPI 26-50				RPI 51-100				RPI 101+ Team's RPI: 102			
RPI	S	Opponent	Score	RPI	S	Opponent	Score	RPI	S	Opponent	Score	RPI	S	Opponent	Score
4	A	Baylor	48 86	49	A	Iowa St.	68 79	65	A	West Virginia	79 89	101	H	Central Ark.	79 45
4	H	Baylor	61 79	49	H	Iowa St.	75 66	65	H	West Virginia	75 66	108	H	North Dakota	90 80
13	A	Texas	47 67					68	A	Oklahoma St.	62 75	119	N	Fordham	59 50
13	H	Texas	57 77					68	H	Oklahoma St.	70 65	142	H	New Mexico	69 58
16	A	Miami (FL)	56 74					99	H	UT Arlington	79 60	149	A	TCU	62 76
18	A	Oklahoma	45 66									149	H	TCU	79 64
18	H	Oklahoma	56 64									169	A	Arkansas	60 66
23	A	Kansas St.	54 68									171	A	Kansas	60 66
23	H	Kansas St.	53 65									171	H	Kansas	75 60
25	A	Texas A&M	90 98									178	H	Houston	84 60
												271	H	Prairie View	85 43
												302	H	Alcorn	90 37
LAST 12 Division I GAMES:															
149	H	TCU	79 64	149	A	TCU	62 76								
4	A	Baylor	48 86	4	H	Baylor	61 79								
68	A	Oklahoma St.	62 75	23	H	Kansas St.	53 65								
171	H	Kansas	75 60	171	A	Kansas	60 66								
49	A	Iowa St.	68 79	65	A	West Virginia	79 89								
18	H	Oklahoma	56 64	13	H	Texas	57 77								

Non-Div I Games:

Texas Tech

■ Loss, 
 ■ Non-Conf, S Site, 
 ■ Home 
 ■ Away 
 N Neutral



Average RPI Win:	199	WON-LOST	WINNING	LAST 10	STRENGTH OF	OPP. STRENGTH	TEAM	ADJ.	CONF.	ADJ CONF.
Average RPI Loss:	58	RECORD	PCT. RANK	GAMES	SCHEDULE	OF SCHEDULE	RPI	RPI	RPI	RPI
DIV. I ONLY	19- 8	68	8- 2	101	96	70	70	10	10	
DIV. I NON-CONF.	8- 2	49	0- 0	238	40	86	86	11	11	
TOTALS	RPI 1-25	RPI 26-50	W-L RECORDS	RPI 51-100	RPI 101-150	RPI 150+				
19- 8	0- 2	2- 1	OVERALL	3- 3	0- 2	14- 0				
10- 4	0- 1	1- 0	HOME	1- 2	0- 1	8- 0				
8- 3	0- 0	1- 1	AWAY	2- 1	0- 1	5- 0				
1- 1	0- 1	0- 0	NEUTRAL	0- 0	0- 0	1- 0				
8- 2	0- 2	1- 0	NON-CONFERENCE	0- 0	0- 0	7- 0				
4- 1	0- 1	0- 0	HOME	0- 0	0- 0	4- 0				
3- 0	0- 0	1- 0	AWAY	0- 0	0- 0	2- 0				
1- 1	0- 1	0- 0	NEUTRAL	0- 0	0- 0	1- 0				
11- 6	0- 0	1- 1	CONFERENCE	3- 3	0- 2	7- 0				
6- 3	0- 0	1- 0	HOME	1- 2	0- 1	4- 0				
5- 3	0- 0	0- 1	AWAY	2- 1	0- 1	3- 0				
0- 0	0- 0	0- 0	NEUTRAL	0- 0	0- 0	0- 0				

RPI 1-25				RPI 26-50				RPI 51-100				Team's RPI: 70	RPI 101+			
RPI	S	Opponent	Score	RPI	S	Opponent	Score	RPI	S	Opponent	Score		RPI	S	Opponent	Score
2	H	Notre Dame	68 85	37	A	Central Mich.	61 72	54	A	Ohio	55 61		105	A	Kent St.	60 70
10	N	UCLA	73 75	37	H	Central Mich.	74 72	54	H	Ohio	55 64		114	H	Ball St.	45 51
				43	A	Dayton	76 72	88	A	Northern Ill.	79 75		161	H	Detroit Mercy	72 66
								88	H	Northern Ill.	73 77		181	A	Cleveland St.	92 59
								92	A	Buffalo	73 64		184	A	Western Mich.	72 66
								92	H	Buffalo	85 63		184	H	Western Mich.	75 67
													238	H	Bowling Green	74 59
													239	H	Miami (OH)	64 50
													241	H	St. Bonaventure	74 50
													242	A	Akron	61 57
													277	N	Davidson	76 41
													288	A	A&M-Corpus Christi	76 60
													289	A	Eastern Mich.	66 49
													289	H	Eastern Mich.	65 57
													299	H	Rhode Island	65 50
													321	H	Ill.-Chicago	79 51
LAST 12 Division I GAMES:																
				88	A	Northern Ill.	79 75					184	A	Western Mich.	72 66	
				184	H	Western Mich.	75 67					54	A	Ohio	55 61	
				289	H	Eastern Mich.	65 57					92	H	Buffalo	85 63	
				37	A	Central Mich.	61 72					37	H	Central Mich.	74 72	
				242	A	Akron	61 57					105	A	Kent St.	60 70	
				238	H	Bowling Green	74 59					54	H	Ohio	55 64	

Non-Div I Games: Madonna 99 47

Toledo

■ Loss, 
 ■ Non-Conf, S Site, 
 ■ Home 
 ■ Away 
 N Neutral

Average RPI Win: <b>198</b>	WON-LOST	WINNING	LAST 10	STRENGTH OF	OPP. STRENGTH	TEAM	ADJ.	CONF.	ADJ CONF.
Average RPI Loss: <b>132</b>	RECORD	PCT. RANK	GAMES	SCHEDULE	OF SCHEDULE	RPI	RPI	RPI	RPI
DIV. I ONLY	<b>12- 17</b>	<b>219</b>	<b>1- 9</b>	<b>140</b>	<b>129</b>	<b>202</b>	<b>202</b>	<b>9</b>	<b>9</b>
DIV. I NON-CONF.	<b>7- 4</b>	<b>114</b>	<b>0- 0</b>	<b>229</b>	<b>310</b>	<b>175</b>	<b>175</b>	<b>8</b>	<b>8</b>
TOTALS	RPI 1-25	RPI 26-50	W-L RECORDS	RPI 51-100	RPI 101-150	RPI 150+			
12- 17	0- 1	2- 2	OVERALL	0- 3	2- 4	8- 7			
8- 8	0- 0	1- 1	HOME	0- 2	2- 2	5- 3			
4- 9	0- 1	1- 1	AWAY	0- 1	0- 2	3- 4			
0- 0	0- 0	0- 0	NEUTRAL	0- 0	0- 0	0- 0			
7- 4	0- 1	0- 0	NON-CONFERENCE	0- 1	1- 1	6- 1			
5- 2	0- 0	0- 0	HOME	0- 1	1- 1	4- 0			
2- 2	0- 1	0- 0	AWAY	0- 0	0- 0	2- 1			
0- 0	0- 0	0- 0	NEUTRAL	0- 0	0- 0	0- 0			
5- 13	0- 0	2- 2	CONFERENCE	0- 2	1- 3	2- 6			
3- 6	0- 0	1- 1	HOME	0- 1	1- 1	1- 3			
2- 7	0- 0	1- 1	AWAY	0- 1	0- 2	1- 3			
0- 0	0- 0	0- 0	NEUTRAL	0- 0	0- 0	0- 0			

RPI 1-25				RPI 26-50				RPI 51-100				RPI 101+ Team's RPI: 202			
RPI	S	Opponent	Score	RPI	S	Opponent	Score	RPI	S	Opponent	Score	RPI	S	Opponent	Score
20	A	Maryland	63 97	28	A	Elon	55 83	63	H	Georgetown	59 75	115	H	Cornell	68 63
				28	H	Elon	65 67	78	A	Drexel	48 58	117	H	Rider	75 79
				41	A	James Madison	60 55	78	H	Drexel	65 80	130	A	William & Mary	55 68
				41	H	James Madison	54 51					130	H	William & Mary	64 60
LAST 12 Division I GAMES:															
				133	A	Delaware	59 75	225	H	UNCW	42 48				
				28	H	Elon	65 67	209	A	Col. of Charleston	54 59				
				189	A	Hofstra	59 56	28	A	Elon	55 83				
				153	H	Northeastern	51 63	133	H	Delaware	67 73				
				78	H	Drexel	65 80	225	A	UNCW	56 59				
				130	A	William & Mary	55 68	41	A	James Madison	60 55				
												343	A	Wagner	69 40
												344	H	UMass Lowell	90 56

Non-Div I Games:

Towson

■ Loss, 
 ■ Non-Conf, S Site, 
 ■ Home 
 ■ Away 
 N Neutral

Average RPI Win: <b>224</b>	WON-LOST	WINNING	LAST 10	STRENGTH OF	OPP. STRENGTH	TEAM	ADJ.	CONF.	ADJ CONF.
Average RPI Loss: <b>115</b>	RECORD	PCT. RANK	GAMES	SCHEDULE	OF SCHEDULE	RPI	RPI	RPI	RPI
DIV. I ONLY	17- 9	101	6- 4	206	175	121	121	21	21
DIV. I NON-CONF.	5- 4	143	0- 0	148	49	107	107	19	19
TOTALS	RPI 1-25	RPI 26-50	W-L RECORDS	RPI 51-100	RPI 101-150	RPI 150+			
17- 9	0- 1	0- 2	OVERALL	3- 2	1- 2	13- 2			
9- 2	0- 0	0- 0	HOME	2- 0	1- 0	6- 2			
6- 7	0- 0	0- 0	AWAY	0- 0	0- 0	6- 0			
2- 0	0- 0	0- 0	NEUTRAL	1- 0	0- 0	1- 0			
5- 4	0- 1	0- 1	NON-CONFERENCE	2- 1	0- 0	3- 1			
2- 1	0- 0	0- 0	HOME	1- 0	0- 0	1- 1			
1- 3	0- 1	0- 1	AWAY	0- 1	0- 0	1- 0			
2- 0	0- 0	0- 0	NEUTRAL	1- 0	0- 0	1- 0			
12- 5	0- 0	0- 1	CONFERENCE	1- 1	1- 2	10- 1			
7- 1	0- 0	0- 0	HOME	1- 0	1- 0	5- 1			
5- 4	0- 0	0- 1	AWAY	0- 1	0- 2	5- 0			
0- 0	0- 0	0- 0	NEUTRAL	0- 0	0- 0	0- 0			

RPI 1-25				RPI 26-50				RPI 51-100				RPI 101+ Team's RPI: 121			
RPI	S	Opponent	Score	RPI	S	Opponent	Score	RPI	S	Opponent	Score	RPI	S	Opponent	Score
22	A	Tennessee	84 <b>110</b>	44	A	Auburn	52 <b>61</b>	56	N	Villanova	93 85	146	A	Louisiana	72 <b>80</b>
				50	A	Little Rock	74 <b>77</b>	59	H	Belmont	91 74	148	A	Texas St.	72 <b>74</b>
								93	A	Jacksonville	70 <b>77</b>	148	H	Texas St.	65 54
								99	A	UT Arlington	72 <b>78</b>	180	H	UAB	77 <b>81</b>
								99	H	UT Arlington	85 68	200	H	Alabama St.	95 66
												214	H	Appalachian St.	86 77
												222	A	Ga. Southern	89 86
												222	H	Ga. Southern	77 67
												240	A	South Ala.	73 57
												240	H	South Ala.	75 71
												254	A	Georgia St.	87 69
												254	H	Georgia St.	65 <b>68</b>
												255	H	Coastal Caro.	78 66
												294	A	Nicholls St.	100 75
												320	A	Arkansas St.	83 75
												320	H	Arkansas St.	90 77
												322	N	Loyola Chicago	91 67
												335	A	La.-Monroe	94 67
LAST 12 Division I GAMES:															
320	H	Arkansas St.	90 77	335	A	La.-Monroe	94 67								
148	A	Texas St.	72 <b>74</b>	240	H	South Ala.	75 71								
99	A	UT Arlington	72 <b>78</b>	254	H	Georgia St.	65 <b>68</b>								
255	H	Coastal Caro.	78 66	222	H	Ga. Southern	77 67								
214	H	Appalachian St.	86 77	320	A	Arkansas St.	83 75								
146	A	Louisiana	72 <b>80</b>	50	A	Little Rock	74 <b>77</b>								

Non-Div I Games: Armstrong St. 118 72 Thomas (GA) 110 55

Troy

Loss, Non-Conf, S Site, H Home A Away N Neutral

Average RPI Win: 159		WON-LOST	WINNING	LAST 10	STRENGTH OF	OPP. STRENGTH	TEAM	ADJ.	CONF.	ADJ CONF.
Average RPI Loss: 56		RECORD	PCT. RANK	GAMES	SCHEDULE	OF SCHEDULE	RPI	RPI	RPI	RPI
DIV. I ONLY		16- 13	140	4- 6	31	61	64	64	5	5
DIV. I NON-CONF.		9- 4	85	0- 0	64	54	47	47	5	5
TOTALS	RPI 1-25		RPI 26-50		W-L RECORDS		RPI 51-100		RPI 101-150	RPI 150+
16- 13	0- 5		2- 3		OVERALL		1- 1		3- 4	10- 0
10- 5	0- 2		2- 1		HOME		0- 0		3- 2	5- 0
5- 7	0- 2		0- 2		AWAY		1- 1		0- 2	4- 0
1- 1	0- 1		0- 0		NEUTRAL		0- 0		0- 0	1- 0
9- 4	0- 1		2- 1		NON-CONFERENCE		0- 1		3- 1	4- 0
7- 0	0- 0		2- 0		HOME		0- 0		3- 0	2- 0
1- 3	0- 0		0- 1		AWAY		0- 1		0- 1	1- 0
1- 1	0- 1		0- 0		NEUTRAL		0- 0		0- 0	1- 0
7- 9	0- 4		0- 2		CONFERENCE		1- 0		0- 3	6- 0
3- 5	0- 2		0- 1		HOME		0- 0		0- 2	3- 0
4- 4	0- 2		0- 1		AWAY		1- 0		0- 1	3- 0
0- 0	0- 0		0- 0		NEUTRAL		0- 0		0- 0	0- 0

[illegible]

Non-Div I Games:

Tulane

■ Loss, ■ Non-Conf, S Site, H Home A Away N Neutral

Average RPI Win:	158	WON-LOST	WINNING	LAST 10	STRENGTH OF	OPP. STRENGTH	TEAM	ADJ.	CONF.	ADJ CONF.
Average RPI Loss:	91	RECORD	PCT. RANK	GAMES	SCHEDULE	OF SCHEDULE	RPI	RPI	RPI	RPI
DIV. I ONLY	9- 20	274	3- 7	39	67	151	151	5	5	
DIV. I NON-CONF.	4- 9	248	0- 0	108	116	199	199	5	5	
TOTALS	RPI 1-25	RPI 26-50	W-L RECORDS	RPI 51-100	RPI 101-150	RPI 150+				
9- 20	0- 6	0- 3	OVERALL	1- 4	4- 1	4- 6				
5- 8	0- 2	0- 2	HOME	1- 1	2- 1	2- 2				
4- 11	0- 4	0- 1	AWAY	0- 2	2- 0	2- 4				
0- 1	0- 0	0- 0	NEUTRAL	0- 1	0- 0	0- 0				
4- 9	0- 2	0- 1	NON-CONFERENCE	0- 2	2- 0	2- 4				
2- 3	0- 0	0- 1	HOME	0- 1	1- 0	1- 1				
2- 5	0- 2	0- 0	AWAY	0- 0	1- 0	1- 3				
0- 1	0- 0	0- 0	NEUTRAL	0- 1	0- 0	0- 0				
5- 11	0- 4	0- 2	CONFERENCE	1- 2	2- 1	2- 2				
3- 5	0- 2	0- 1	HOME	1- 0	1- 1	1- 1				
2- 6	0- 2	0- 1	AWAY	0- 2	1- 0	1- 1				
0- 0	0- 0	0- 0	NEUTRAL	0- 0	0- 0	0- 0				

RPI S	Opponent	Score	RPI S	Opponent	Score	RPI S	Opponent	Score	RPI S	Opponent	Score	Team's RPI: 151
1	A UConn	50 96	34	A South Fla.	68 84	61	H South Dakota	68 71	104	H Saint Louis	70 64	
1	H UConn	58 98	34	H South Fla.	64 90	64	A Tulane	65 70	111	A UCF	73 62	
17	A Temple	43 70	50	H Little Rock	58 63	86	N BYU	56 71	111	H UCF	58 62	
17	H Temple	49 58				94	A SMU	41 62	142	A New Mexico	67 64	
18	A Oklahoma	68 85				94	H SMU	66 59	144	H Memphis	57 52	
23	A Kansas St.	62 82							152	A Oral Roberts	68 76	
									164	H East Carolina	100 92	
									165	A Cincinnati	78 61	
									169	H Arkansas	50 57	
									178	A Houston	66 71	
									178	H Houston	62 65	
									183	H North Texas	63 58	
									218	A Indiana St.	68 72	
									315	A UMKC	80 70	
									320	A Arkansas St.	80 83	
LAST 12 Division I GAMES:												
165	A Cincinnati	78 61	1	A UConn	50 96							
34	H South Fla.	64 90	164	H East Carolina	100 92							
94	A SMU	41 62	94	H SMU	66 59							
178	H Houston	62 65	64	A Tulane	65 70							
111	H UCF	58 62	111	A UCF	73 62							
17	A Temple	43 70	1	H UConn	58 98							

Non-Div I Games:

Tulsa

■ Loss, 
 ■ Non-Conf, 
 ■ S Site, 
 ■ H Home 
 ■ A Away 
 N Neutral

Average RPI Win:	247	WON-LOST	WINNING	LAST 10	STRENGTH OF	OPP. STRENGTH	TEAM	ADJ.	CONF.	ADJ CONF.
Average RPI Loss:	112	RECORD	PCT. RANK	GAMES	SCHEDULE	OF SCHEDULE	RPI	RPI	RPI	RPI
DIV. I ONLY	13- 14	187	4- 6	144	160	180	180	14	14	
DIV. I NON-CONF.	6- 4	127	0- 0	104	204	101	101	15	15	
TOTALS	RPI 1-25	RPI 26-50	W-L RECORDS	RPI 51-100	RPI 101-150	RPI 150+				
13- 14	0- 2	0- 2	OVERALL	0- 3	2- 3	11- 4				
8- 6	0- 1	0- 1	HOME	0- 2	0- 0	8- 2				
4- 8	0- 1	0- 1	AWAY	0- 1	2- 3	2- 2				
1- 0	0- 0	0- 0	NEUTRAL	0- 0	0- 0	1- 0				
6- 4	0- 2	0- 0	NON-CONFERENCE	0- 1	1- 0	5- 1				
3- 2	0- 1	0- 0	HOME	0- 1	0- 0	3- 0				
2- 2	0- 1	0- 0	AWAY	0- 0	1- 0	1- 1				
1- 0	0- 0	0- 0	NEUTRAL	0- 0	0- 0	1- 0				
7- 10	0- 0	0- 2	CONFERENCE	0- 2	1- 3	6- 3				
5- 4	0- 0	0- 1	HOME	0- 1	0- 0	5- 2				
2- 6	0- 0	0- 1	AWAY	0- 1	1- 3	1- 1				
0- 0	0- 0	0- 0	NEUTRAL	0- 0	0- 0	0- 0				

RPI 1-25			RPI 26-50			RPI 51-100			RPI 101+			Team's RPI: 180
RPI	S	Opponent	Score	RPI	S	Opponent	Score	RPI	S	Opponent	Score	
11	H	Florida St.	47 93	42	A	Western Ky.	48 60	59	H	Belmont	58 72	112 A Charlotte 88 81
15	A	DePaul	80 90	42	H	Western Ky.	52 62	77	A	Middle Tenn.	56 87	118 A Old Dominion 61 73
								77	H	Middle Tenn.	61 64	121 A Troy 81 77
												124 A Southern Miss. 59 64
												143 A Louisiana Tech 63 64
												162 H Rice 62 61
												170 A Southern Ill. 64 49
												183 H North Texas 58 59
												196 H UTSA 67 82
												227 A Samford 49 52
												240 H South Ala. 66 41
												243 H High Point 75 66
												256 A Marshall 58 61
												256 H Marshall 71 55
												303 H UTEP 74 61
												305 H FIU 82 68
												313 N Gardner-Webb 59 49
												316 H Mississippi Val. 80 46
												337 A Fla. Atlantic 78 75
												337 H Fla. Atlantic 66 55
LAST 12 Division I GAMES:												
337	A	Fla. Atlantic	78 75	196	H	UTSA	67 82					
77	A	Middle Tenn.	56 87	303	H	UTEP	74 61					
42	H	Western Ky.	52 62	124	A	Southern Miss.	59 64					
256	H	Marshall	71 55	143	A	Louisiana Tech	63 64					
118	A	Old Dominion	61 73	305	H	FIU	82 68					
112	A	Charlotte	88 81	337	H	Fla. Atlantic	66 55					

Non-Div I Games: Miles 106 48

UAB

■ Loss, 
 ■ Non-Conf, 
 ■ S Site, 
 ■ H Home 
 ■ A Away 
 N Neutral

Average RPI Win:	232	WON-LOST	WINNING	LAST 10	STRENGTH OF	OPP. STRENGTH	TEAM	ADJ.	CONF.	ADJ CONF.
Average RPI Loss:	87	RECORD	PCT. RANK	GAMES	SCHEDULE	OF SCHEDULE	RPI	RPI	RPI	RPI
DIV. I ONLY	21- 6	30	9- 1	209	200	83	83	24	24	
DIV. I NON-CONF.	8- 4	97	0- 0	78	101	59	59	23	23	
TOTALS	RPI 1-25	RPI 26-50	W-L RECORDS	RPI 51-100	RPI 101-150	RPI 150+				
21- 6	0- 2	0- 0	OVERALL	1- 1	3- 2	17- 1				
11- 2	0- 0	0- 0	HOME	1- 0	1- 1	9- 1				
10- 3	0- 2	0- 0	AWAY	0- 0	2- 1	8- 0				
0- 1	0- 0	0- 0	NEUTRAL	0- 1	0- 0	0- 0				
8- 4	0- 2	0- 0	NON-CONFERENCE	1- 1	3- 0	4- 1				
4- 1	0- 0	0- 0	HOME	1- 0	1- 0	2- 1				
4- 2	0- 2	0- 0	AWAY	0- 0	2- 0	2- 0				
0- 1	0- 0	0- 0	NEUTRAL	0- 1	0- 0	0- 0				
13- 2	0- 0	0- 0	CONFERENCE	0- 0	0- 2	13- 0				
7- 1	0- 0	0- 0	HOME	0- 0	0- 1	7- 0				
6- 1	0- 0	0- 0	AWAY	0- 0	0- 1	6- 0				
0- 0	0- 0	0- 0	NEUTRAL	0- 0	0- 0	0- 0				

RPI 1-25				RPI 26-50				RPI 51-100				Team's RPI: 83	RPI 101+			
RPI	S	Opponent	Score	RPI	S	Opponent	Score	RPI	S	Opponent	Score		RPI	S	Opponent	Score
6	A	Oregon St.	52 93					80	H	Montana St.	70 62		111	A	UCF	77 71
8	A	Stanford	42 68					93	N	Jacksonville	54 61		113	A	Long Beach St.	62 64
													113	H	Long Beach St.	51 64
													120	H	St. Mary's (CA)	68 66
													136	A	San Francisco	78 58
													159	H	CSUN	81 65
													179	A	UC Riverside	61 59
													179	H	UC Riverside	72 55
													189	H	Hofstra	60 64
													235	A	UC Santa Barbara	62 48
													235	H	UC Santa Barbara	70 61
													244	A	Pacific	95 87
													257	A	Hawaii	69 50
													257	H	Hawaii	70 55
													258	A	Cal Poly	61 53
													258	H	Cal Poly	83 75
													265	H	San Diego St.	75 55
													276	H	Portland	66 52
													281	A	Sacramento St.	110 78
LAST 12 Division I GAMES:																
				179	A	UC Riverside	61 59						258	A	Cal Poly	61 53
				235	H	UC Santa Barbara	70 61						346	H	Cal St. Fullerton	59 39
				258	H	Cal Poly	83 75						179	H	UC Riverside	72 55
				257	A	Hawaii	69 50						113	A	Long Beach St.	62 64
				325	H	UC Irvine	62 42						346	A	Cal St. Fullerton	70 51
				235	A	UC Santa Barbara	62 48						159	H	CSUN	81 65

Non-Div I Games: Holy Names 91 51

UC Davis

Average RPI Win:	234	WON-LOST	WINNING	LAST 10	STRENGTH OF	OPP. STRENGTH	TEAM	ADJ.	CONF.	ADJ CONF.
Average RPI Loss:	187	RECORD	PCT. RANK	GAMES	SCHEDULE	OF SCHEDULE	RPI	RPI	RPI	RPI
DIV. I ONLY	3- 25	339	1- 9	180	279	325	325	24	24	
DIV. I NON-CONF.	1- 12	332	0- 0	189	303	321	321	23	23	
TOTALS	RPI 1-25	RPI 26-50	W-L RECORDS	RPI 51-100	RPI 101-150	RPI 150+				
3- 25	0- 0	0- 0	OVERALL	0- 5	0- 3	3- 17				
1- 12	0- 0	0- 0	HOME	0- 3	0- 2	1- 7				
2- 12	0- 0	0- 0	AWAY	0- 2	0- 1	2- 9				
0- 1	0- 0	0- 0	NEUTRAL	0- 0	0- 0	0- 1				
1- 12	0- 0	0- 0	NON-CONFERENCE	0- 3	0- 1	1- 8				
0- 6	0- 0	0- 0	HOME	0- 2	0- 1	0- 3				
1- 5	0- 0	0- 0	AWAY	0- 1	0- 0	1- 4				
0- 1	0- 0	0- 0	NEUTRAL	0- 0	0- 0	0- 1				
2- 13	0- 0	0- 0	CONFERENCE	0- 2	0- 2	2- 9				
1- 6	0- 0	0- 0	HOME	0- 1	0- 1	1- 4				
1- 7	0- 0	0- 0	AWAY	0- 1	0- 1	1- 5				
0- 0	0- 0	0- 0	NEUTRAL	0- 0	0- 0	0- 0				

RPI 1-25			RPI 26-50			RPI 51-100			RPI 101+ Team's RPI: 325		
RPI	S	Opponent	Score	RPI	S	Opponent	Score	RPI	S	Opponent	Score
								75	A	Gonzaga	38 102
								83	A	UC Davis	42 62
								83	H	UC Davis	48 89
								87	H	Southern California	45 83
								96	H	UNLV	46 62
								104	H	Saint Louis	69 79
								113	A	Long Beach St.	74 87
								113	H	Long Beach St.	63 68
								157	A	Idaho St.	54 65
								159	A	CSUN	77 85
								159	H	CSUN	77 52
								177	N	Fresno St.	45 63
								179	A	UC Riverside	58 76
								179	H	UC Riverside	58 79
								187	A	Utah St.	52 66
								206	A	Loyola Marymount	39 58
								235	A	UC Santa Barbara	53 71
								235	H	UC Santa Barbara	60 85
								245	A	Portland St.	73 79
								257	A	Hawaii	62 79
								257	H	Hawaii	60 73
								258	A	Cal Poly	74 71
								258	H	Cal Poly	60 78
								268	H	CSU Bakersfield	66 86
								281	H	Sacramento St.	70 78
								283	H	Southern Utah	58 70
								286	A	Nevada	72 59
								346	A	Cal St. Fullerton	53 64
LAST 12 Division I GAMES:											
235	A	UC Santa Barbara	53 71	258	H	Cal Poly	60 78				
113	A	Long Beach St.	74 87	113	H	Long Beach St.	63 68				
257	H	Hawaii	60 73	235	H	UC Santa Barbara	60 85				
258	A	Cal Poly	74 71	257	A	Hawaii	62 79				
159	A	CSUN	77 85	179	H	UC Riverside	58 79				
83	A	UC Davis	42 62	346	A	Cal St. Fullerton	53 64				

Non-Div I Games: Concordia (CA) 92 61

UC Irvine

■ Loss, 
 ■ Non-Conf, 
 ■ S Site, 
 ■ Home 
 ■ A Away 
 N Neutral



## UC Riverside

Through Games Of March 2, 2017

Average RPI Win:	268	WON-LOST	WINNING	LAST 10	STRENGTH OF	OPP. STRENGTH	TEAM	ADJ.	CONF.	ADJ CONF.
Average RPI Loss:	108	RECORD	PCT. RANK	GAMES	SCHEDULE	OF SCHEDULE	RPI	RPI	RPI	RPI
DIV. I ONLY	15- 14	167	5- 5	208	208	179	179	24	24	
DIV. I NON-CONF.	6- 7	182	0- 0	128	120	152	152	23	23	
TOTALS	RPI 1-25	RPI 26-50	W-L RECORDS	RPI 51-100	RPI 101-150	RPI 150+				
15- 14	0- 1	0- 0	OVERALL	0- 6	0- 3	15- 4				
8- 5	0- 0	0- 0	HOME	0- 3	0- 1	8- 1				
6- 9	0- 1	0- 0	AWAY	0- 3	0- 2	6- 3				
1- 0	0- 0	0- 0	NEUTRAL	0- 0	0- 0	1- 0				
6- 7	0- 1	0- 0	NON-CONFERENCE	0- 4	0- 1	6- 1				
3- 2	0- 0	0- 0	HOME	0- 2	0- 0	3- 0				
2- 5	0- 1	0- 0	AWAY	0- 2	0- 1	2- 1				
1- 0	0- 0	0- 0	NEUTRAL	0- 0	0- 0	1- 0				
9- 7	0- 0	0- 0	CONFERENCE	0- 2	0- 2	9- 3				
5- 3	0- 0	0- 0	HOME	0- 1	0- 1	5- 1				
4- 4	0- 0	0- 0	AWAY	0- 1	0- 1	4- 2				
0- 0	0- 0	0- 0	NEUTRAL	0- 0	0- 0	0- 0				

RPI 1-25				RPI 26-50				RPI 51-100				RPI 101+ Team's RPI: 179			
RPI	S	Opponent	Score	RPI	S	Opponent	Score	RPI	S	Opponent	Score	RPI	S	Opponent	Score
19	A	Missouri	62 68					52	A	California	56 71	103	A	FGCU	45 60
								61	H	South Dakota	55 61	113	A	Long Beach St.	51 55
								73	H	Penn	55 71	113	H	Long Beach St.	66 73
								83	A	UC Davis	55 72	159	A	CSUN	70 79
								83	H	UC Davis	59 61	159	H	CSUN	67 70
								87	A	Southern California	49 67	171	A	Kansas	84 90
												206	A	Loyola Marymount	75 72
												216	H	Seattle U	58 54
												227	N	Samford	51 48
												229	H	Grand Canyon	77 64
												235	A	UC Santa Barbara	54 58
												235	H	UC Santa Barbara	73 69
												257	A	Hawaii	79 59
												257	H	Hawaii	63 45
												258	A	Cal Poly	72 69
												258	H	Cal Poly	68 59
												265	H	San Diego St.	72 44
												268	A	CSU Bakersfield	71 66
												325	A	UC Irvine	79 58
												325	H	UC Irvine	76 58
												346	A	Cal St. Fullerton	75 63
												346	H	Cal St. Fullerton	68 45
LAST 12 Division I GAMES:															
83	H	UC Davis	59 61	257	A	Hawaii	79 59								
159	A	CSUN	70 79	258	A	Cal Poly	72 69								
113	H	Long Beach St.	66 73	257	H	Hawaii	63 45								
346	A	Cal St. Fullerton	75 63	113	A	Long Beach St.	51 55								
235	H	UC Santa Barbara	73 69	83	A	UC Davis	55 72								
159	H	CSUN	67 70	346	H	Cal St. Fullerton	68 45								

Non-Div I Games:

UC Riverside

■ Loss, 
 ■ Non-Conf, 
 ■ S Site, 
 ■ Home 
 ■ A Away 
 N Neutral

Average RPI Win:	270	WON-LOST	WINNING	LAST 10	STRENGTH OF	OPP. STRENGTH	TEAM	ADJ.	CONF.	ADJ CONF.
Average RPI Loss:	153	RECORD	PCT. RANK	GAMES	SCHEDULE	OF SCHEDULE	RPI	RPI	RPI	RPI
DIV. I ONLY	13- 15	198	4- 6	305	195	235	235	24	24	
DIV. I NON-CONF.	5- 8	218	0- 0	301	152	268	268	23	23	
TOTALS	RPI 1-25	RPI 26-50	W-L RECORDS	RPI 51-100	RPI 101-150	RPI 150+				
13- 15	0- 1	0- 1	OVERALL	0- 2	1- 2	12- 9				
7- 5	0- 1	0- 0	HOME	0- 1	1- 1	6- 2				
4- 10	0- 0	0- 1	AWAY	0- 1	0- 1	4- 7				
2- 0	0- 0	0- 0	NEUTRAL	0- 0	0- 0	2- 0				
5- 8	0- 1	0- 1	NON-CONFERENCE	0- 0	0- 1	5- 5				
2- 3	0- 1	0- 0	HOME	0- 0	0- 1	2- 1				
1- 5	0- 0	0- 1	AWAY	0- 0	0- 0	1- 4				
2- 0	0- 0	0- 0	NEUTRAL	0- 0	0- 0	2- 0				
8- 7	0- 0	0- 0	CONFERENCE	0- 2	1- 1	7- 4				
5- 2	0- 0	0- 0	HOME	0- 1	1- 0	4- 1				
3- 5	0- 0	0- 0	AWAY	0- 1	0- 1	3- 3				
0- 0	0- 0	0- 0	NEUTRAL	0- 0	0- 0	0- 0				

RPI 1-25				RPI 26-50				RPI 51-100				RPI 101+ Team's RPI: 235			
RPI	S	Opponent	Score	RPI	S	Opponent	Score	RPI	S	Opponent	Score	RPI	S	Opponent	Score
10	H	UCLA	52 71	49	A	Iowa St.	60 77	83	A	UC Davis	61 70	113	A	Long Beach St.	45 59
								83	H	UC Davis	48 62	113	H	Long Beach St.	65 60
												132	H	Yale	60 64
												159	A	CSUN	61 75
												159	H	CSUN	55 62
												163	H	Santa Clara	58 69
												177	A	Fresno St.	50 49
												179	A	UC Riverside	69 73
												179	H	UC Riverside	58 54
												206	A	Loyola Marymount	55 57
												215	A	San Diego	63 77
												216	A	Seattle U	53 58
												257	A	Hawaii	67 52
												257	H	Hawaii	74 62
												258	A	Cal Poly	67 78
												265	A	San Diego St.	70 84
												288	N	A&M-Corpus Christi	66 60
												290	H	Northern Ariz.	60 51
												300	N	North Dakota St.	66 59
												310	H	Pepperdine	66 57
												325	A	UC Irvine	85 60
												325	H	UC Irvine	71 53
												346	A	Cal St. Fullerton	56 49
												346	H	Cal St. Fullerton	57 37
LAST 12 Division I GAMES:															
325	H	UC Irvine	71 53	83	H	UC Davis	48 62	346	H	Cal St. Fullerton	57 37	325	A	UC Irvine	85 60
83	A	UC Davis	61 70	325	A	UC Irvine	85 60	159	A	CSUN	61 75	257	H	Hawaii	74 62
113	A	Long Beach St.	45 59	257	H	Hawaii	74 62	113	H	Long Beach St.	65 60				
179	A	UC Riverside	69 73												
257	A	Hawaii	67 52												
159	H	CSUN	55 62												

Non-Div I Games:

UC Santa Barbara

■ Loss, 
■ Non-Conf, 
■ S Site, 
■ Home 
■ A Away 
N Neutral

Average RPI Win:	186	WON-LOST	WINNING	LAST 10	STRENGTH OF	OPP. STRENGTH	TEAM	ADJ.	CONF.	ADJ CONF.
Average RPI Loss:	99	RECORD	PCT. RANK	GAMES	SCHEDULE	OF SCHEDULE	RPI	RPI	RPI	RPI
DIV. I ONLY	19- 10	94	7- 3	156	85	111	111	5	5	
DIV. I NON-CONF.	10- 3	54	0- 0	226	256	105	105	5	5	
TOTALS	RPI 1-25	RPI 26-50	W-L RECORDS	RPI 51-100	RPI 101-150	RPI 150+				
19- 10	0- 2	1- 0	OVERALL	2- 4	1- 2	15- 2				
10- 6	0- 2	0- 0	HOME	1- 2	1- 1	8- 1				
9- 4	0- 0	1- 0	AWAY	1- 2	0- 1	7- 1				
0- 0	0- 0	0- 0	NEUTRAL	0- 0	0- 0	0- 0				
10- 3	0- 0	0- 0	NON-CONFERENCE	0- 3	1- 0	9- 0				
6- 2	0- 0	0- 0	HOME	0- 2	1- 0	5- 0				
4- 1	0- 0	0- 0	AWAY	0- 1	0- 0	4- 0				
0- 0	0- 0	0- 0	NEUTRAL	0- 0	0- 0	0- 0				
9- 7	0- 2	1- 0	CONFERENCE	2- 1	0- 2	6- 2				
4- 4	0- 2	0- 0	HOME	1- 0	0- 1	3- 1				
5- 3	0- 0	1- 0	AWAY	1- 1	0- 1	3- 1				
0- 0	0- 0	0- 0	NEUTRAL	0- 0	0- 0	0- 0				

RPI	S	Opponent	Score	RPI	S	Opponent	Score	RPI	S	Opponent	Score	RPI	S	Opponent	Score	Team's RPI: 111
1	H	UConn	48 84	34	A	South Fla.	66 62	64	A	Tulane	56 51	117	H	Rider	49 30	
17	H	Temple	60 66					83	H	UC Davis	71 77	144	A	Memphis	59 65	
								92	A	Buffalo	65 66	144	H	Memphis	62 65	
								94	A	SMU	58 63	151	A	Tulsa	62 58	
								94	H	SMU	63 37	151	H	Tulsa	62 73	
								98	H	Virginia Tech	64 67	158	H	Omaha	81 41	
												164	A	East Carolina	54 42	
												164	H	East Carolina	79 51	
												165	A	Cincinnati	57 63	
												165	H	Cincinnati	64 44	
												175	H	Bethune-Cookman	70 43	
												178	A	Houston	62 48	
												178	H	Houston	85 59	
												222	A	Ga. Southern	74 54	
												240	H	South Ala.	70 58	
												260	H	Austin Peay	61 43	
												267	A	Butler	66 59	
												277	A	Davidson	57 38	
												305	A	FIU	69 52	
												313	H	Gardner-Webb	66 52	
LAST 12 Division I GAMES:																
17	H	Temple	60 66	178	H	Houston	85 59									
94	H	SMU	63 37	94	A	SMU	58 63									
64	A	Tulane	56 51	144	A	Memphis	59 65									
164	H	East Carolina	79 51	165	H	Cincinnati	64 44									
34	A	South Fla.	66 62	151	H	Tulsa	62 73									
151	A	Tulsa	62 58	164	A	East Carolina	54 42									

Non-Div I Games:

UCF

■ Loss, 
 ■ Non-Conf, 
 S Site, 
 ■ Home 
 ■ Away 
 N Neutral

Average RPI Win:	114	WON-LOST	WINNING	LAST 10	STRENGTH OF	OPP. STRENGTH	TEAM	ADJ.	CONF.	ADJ CONF.
Average RPI Loss:	30	RECORD	PCT. RANK	GAMES	SCHEDULE	OF SCHEDULE	RPI	RPI	RPI	RPI
DIV. I ONLY	22- 7	37	7- 3	14	10	10	10	1	1	
DIV. I NON-CONF.	9- 2	37	0- 0	57	103	14	14	1	1	
TOTALS	RPI 1-25	RPI 26-50	W-L RECORDS	RPI 51-100	RPI 101-150	RPI 150+				
22- 7	3- 4	4- 1	OVERALL	7- 2	2- 0	6- 0				
14- 0	2- 0	3- 0	HOME	4- 0	1- 0	4- 0				
6- 7	1- 4	1- 1	AWAY	1- 2	1- 0	2- 0				
2- 0	0- 0	0- 0	NEUTRAL	2- 0	0- 0	0- 0				
9- 2	0- 2	1- 0	NON-CONFERENCE	2- 0	0- 0	6- 0				
5- 0	0- 0	1- 0	HOME	0- 0	0- 0	4- 0				
2- 2	0- 2	0- 0	AWAY	0- 0	0- 0	2- 0				
2- 0	0- 0	0- 0	NEUTRAL	2- 0	0- 0	0- 0				
13- 5	3- 2	3- 1	CONFERENCE	5- 2	2- 0	0- 0				
9- 0	2- 0	2- 0	HOME	4- 0	1- 0	0- 0				
4- 5	1- 2	1- 1	AWAY	1- 2	1- 0	0- 0				
0- 0	0- 0	0- 0	NEUTRAL	0- 0	0- 0	0- 0				

RPI	S	Opponent	Score	RPI	S	Opponent	Score	RPI	S	Opponent	Score	RPI	S	Opponent	Score
3	A	South Carolina	57 66	31	A	Arizona St.	55 52	52	A	California	77 80	129	A	Arizona	79 56
4	A	Baylor	70 84	31	H	Arizona St.	69 60	57	N	Iowa	78 65	129	H	Arizona	69 49
6	A	Oregon St.	61 68	39	H	Michigan	84 64	70	N	Toledo	75 73	232	H	Southern U.	95 47
6	H	Oregon St.	66 56	40	A	Oregon	75 84	74	H	Utah	67 56	235	A	UC Santa Barbara	71 52
7	A	Washington	70 82	40	H	Oregon	79 63	87	A	Southern California	74 59	244	H	Pacific	82 55
7	H	Washington	90 79					87	H	Southern California	71 67	257	H	Hawaii	72 49
8	A	Stanford	85 76					95	A	Washington St.	73 82	258	H	Cal Poly	80 64
								95	H	Washington St.	67 48	292	A	N.C. A&T	83 42
								100	H	Colorado	87 74				
LAST 12 Division I GAMES:															
31	A	Arizona St.	55 52	8	A	Stanford	85 76								
129	A	Arizona	79 56	52	A	California	77 80								
95	H	Washington St.	67 48	129	H	Arizona	69 49								
7	H	Washington	90 79	31	H	Arizona St.	69 60								
6	A	Oregon St.	61 68	87	H	Southern California	71 67								
40	A	Oregon	75 84	87	A	Southern California	74 59								

Non-Div I Games:

UCLA

■ Loss, 
■ Non-Conf, 
■ S Site, 
■ H Home 
■ A Away 
N Neutral



Average RPI Win:	237	WON-LOST	WINNING	LAST 10	STRENGTH OF	OPP. STRENGTH	TEAM	ADJ.	CONF.	ADJ CONF.
Average RPI Loss:	170	RECORD	PCT. RANK	GAMES	SCHEDULE	OF SCHEDULE	RPI	RPI	RPI	RPI
DIV. I ONLY	14- 14	169	7- 3	246	249	207	207	22	22	
DIV. I NON-CONF.	4- 8	230	0- 0	253	292	283	283	22	22	
TOTALS	RPI 1-25	RPI 26-50	W-L RECORDS	RPI 51-100	RPI 101-150	RPI 150+				
14- 14	0- 1	0- 0	OVERALL	0- 3	3- 2	11- 8				
7- 7	0- 0	0- 0	HOME	0- 1	2- 1	5- 5				
6- 7	0- 1	0- 0	AWAY	0- 2	1- 1	5- 3				
1- 0	0- 0	0- 0	NEUTRAL	0- 0	0- 0	1- 0				
4- 8	0- 1	0- 0	NON-CONFERENCE	0- 1	0- 1	4- 5				
1- 5	0- 0	0- 0	HOME	0- 0	0- 1	1- 4				
2- 3	0- 1	0- 0	AWAY	0- 1	0- 0	2- 1				
1- 0	0- 0	0- 0	NEUTRAL	0- 0	0- 0	1- 0				
10- 6	0- 0	0- 0	CONFERENCE	0- 2	3- 1	7- 3				
6- 2	0- 0	0- 0	HOME	0- 1	2- 0	4- 1				
4- 4	0- 0	0- 0	AWAY	0- 1	1- 1	3- 2				
0- 0	0- 0	0- 0	NEUTRAL	0- 0	0- 0	0- 0				

RPI 1-25				RPI 26-50				RPI 51-100				RPI 101+ Team's RPI: 207			
RPI	S	Opponent	Score	RPI	S	Opponent	Score	RPI	S	Opponent	Score	RPI	S	Opponent	Score
20	A	Maryland	42 92					51	A	Virginia	30 56	127	H	Princeton	58 69
								67	A	New Hampshire	50 60	128	A	Albany (NY)	64 56
								67	H	New Hampshire	61 65	128	H	Albany (NY)	63 60
												139	A	Maine	40 72
												139	H	Maine	66 62
												174	A	Columbia	67 56
												188	A	Hartford	64 47
												188	H	Hartford	73 80
												192	A	American	53 70
												202	H	Towson	48 59
												210	A	Binghamton	62 69
												210	H	Binghamton	53 45
												246	N	Liberty	62 51
												261	H	UMES	57 70
												263	A	Stony Brook	37 51
												263	H	Stony Brook	67 61
												269	A	Vermont	64 52
												269	H	Vermont	69 66
												270	H	Loyola Maryland	65 70
												284	H	Coppin St.	73 63
												327	H	Morgan St.	61 69
												334	A	LIU Brooklyn	57 45
												344	A	UMass Lowell	78 62
												344	H	UMass Lowell	79 72
LAST 12 Division I GAMES:															
				67	H	New Hampshire	61 65					139	H	Maine	66 62
				263	A	Stony Brook	37 51					210	H	Binghamton	53 45
				344	A	UMass Lowell	78 62					67	A	New Hampshire	50 60
				128	H	Albany (NY)	63 60					263	H	Stony Brook	67 61
				269	A	Vermont	64 52					344	H	UMass Lowell	79 72
				188	A	Hartford	64 47					128	A	Albany (NY)	64 56

Non-Div I Games: Gettysburg 71 51

UMBC

■ Loss, 
 ■ Non-Conf, 
 ■ S Site, 
 ■ H Home 
 ■ A Away 
 N Neutral

Average RPI Win:	261	WON-LOST	WINNING	LAST 10	STRENGTH OF	OPP. STRENGTH	TEAM	ADJ.	CONF.	ADJ CONF.
Average RPI Loss:	226	RECORD	PCT. RANK	GAMES	SCHEDULE	OF SCHEDULE	RPI	RPI	RPI	RPI
DIV. I ONLY	11- 15	218	4- 6	313	335	261	261	32	32	
DIV. I NON-CONF.	5- 5	165	0- 0	177	253	111	111	31	31	
TOTALS	RPI 1-25	RPI 26-50	W-L RECORDS	RPI 51-100	RPI 101-150	RPI 150+				
11- 15	0- 1	0- 1	OVERALL	0- 1	0- 0	11- 12				
3- 6	0- 0	0- 0	HOME	0- 0	0- 0	3- 6				
7- 9	0- 1	0- 1	AWAY	0- 1	0- 0	7- 6				
1- 0	0- 0	0- 0	NEUTRAL	0- 0	0- 0	1- 0				
5- 5	0- 1	0- 1	NON-CONFERENCE	0- 1	0- 0	5- 2				
1- 0	0- 0	0- 0	HOME	0- 0	0- 0	1- 0				
3- 5	0- 1	0- 1	AWAY	0- 1	0- 0	3- 2				
1- 0	0- 0	0- 0	NEUTRAL	0- 0	0- 0	1- 0				
6- 10	0- 0	0- 0	CONFERENCE	0- 0	0- 0	6- 10				
2- 6	0- 0	0- 0	HOME	0- 0	0- 0	2- 6				
4- 4	0- 0	0- 0	AWAY	0- 0	0- 0	4- 4				
0- 0	0- 0	0- 0	NEUTRAL	0- 0	0- 0	0- 0				

RPI	S	Opponent	Score	RPI	S	Opponent	Score	RPI	S	Opponent	Score	RPI	S	Opponent	Score	Team's RPI: 261
20	A	Maryland	61 106	35	A	North Carolina St.	58 77	51	A	Virginia	50 60	164	A	East Carolina	58 66	
												172	A	Hampton	68 65	
												175	A	Bethune-Cookman	59 56	
												175	H	Bethune-Cookman	33 61	
												201	H	UNCG	60 53	
												207	A	UMBC	70 57	
												219	A	Howard	40 71	
												219	H	Howard	71 72	
												230	N	Saint Francis (PA)	90 82	
												272	A	Norfolk St.	43 74	
												284	H	Coppin St.	49 55	
												291	A	Mt. St. Mary's	63 52	
												292	A	N.C. A&T	60 57	
												292	H	N.C. A&T	58 50	
												301	H	Savannah St.	58 59	
												319	A	USC Upstate	63 76	
												327	H	Morgan St.	62 66	
												331	A	Florida A&M	49 59	
												332	A	N.C. Central	59 68	
												332	H	N.C. Central	73 51	
												337	A	Fla. Atlantic	76 59	
												347	A	Delaware St.	79 72	
												348	H	South Carolina St.	60 67	
LAST 12 Division I GAMES:																
327	H	Morgan St.	62 66	272	A	Norfolk St.	43 74									
219	A	Howard	40 71	284	H	Coppin St.	49 55									
347	A	Delaware St.	79 72	172	A	Hampton	68 65									
292	H	N.C. A&T	58 50	301	H	Savannah St.	58 59									
332	H	N.C. Central	73 51	348	H	South Carolina St.	60 67									
175	H	Bethune-Cookman	33 61	331	A	Florida A&M	49 59									

Non-Div I Games: Cheyney 75 38

UMES

■ Loss, 
 ■ Non-Conf, 
 ■ S Site, 
 ■ Home 
 ■ A Away 
 N Neutral

Average RPI Win:	254	WON-LOST	WINNING	LAST 10	STRENGTH OF	OPP. STRENGTH	TEAM	ADJ.	CONF.	ADJ CONF.
Average RPI Loss:	196	RECORD	PCT. RANK	GAMES	SCHEDULE	OF SCHEDULE	RPI	RPI	RPI	RPI
DIV. I ONLY	6- 18	306	3- 7	203	321	315	315	29	29	
DIV. I NON-CONF.	3- 8	262	0- 0	142	278	253	253	29	29	
TOTALS	RPI 1-25	RPI 26-50	W-L RECORDS	RPI 51-100	RPI 101-150	RPI 150+				
6- 18	0- 0	0- 0	OVERALL	0- 2	1- 2	5- 14				
4- 10	0- 0	0- 0	HOME	0- 2	0- 1	4- 7				
2- 8	0- 0	0- 0	AWAY	0- 0	1- 1	1- 7				
0- 0	0- 0	0- 0	NEUTRAL	0- 0	0- 0	0- 0				
3- 8	0- 0	0- 0	NON-CONFERENCE	0- 2	1- 0	2- 6				
1- 6	0- 0	0- 0	HOME	0- 2	0- 0	1- 4				
2- 2	0- 0	0- 0	AWAY	0- 0	1- 0	1- 2				
0- 0	0- 0	0- 0	NEUTRAL	0- 0	0- 0	0- 0				
3- 10	0- 0	0- 0	CONFERENCE	0- 0	0- 2	3- 8				
3- 4	0- 0	0- 0	HOME	0- 0	0- 1	3- 3				
0- 6	0- 0	0- 0	AWAY	0- 0	0- 1	0- 5				
0- 0	0- 0	0- 0	NEUTRAL	0- 0	0- 0	0- 0				

RPI 1-25				RPI 26-50				RPI 51-100				RPI 101+				Team's RPI: 315	
RPI	S	Opponent	Score	RPI	S	Opponent	Score	RPI	S	Opponent	Score	RPI	S	Opponent	Score		
								69	H	Western Ill.	65	78	106	A	Abilene Christian	71	68
								88	H	Northern Ill.	75	86	147	A	New Mexico St.	72	78
													147	H	New Mexico St.	43	60
													151	H	Tulsa	70	80
													158	H	Omaha	57	80
													166	A	La Salle	59	64
													170	H	Southern Ill.	69	77
													184	H	Western Mich.	54	66
													191	A	Wichita St.	56	54
													216	A	Seattle U	52	74
													216	H	Seattle U	65	75
													224	A	UTRGV	39	74
													224	H	UTRGV	52	63
													229	A	Grand Canyon	64	75
													229	H	Grand Canyon	77	65
													263	A	Stony Brook	55	57
													268	A	CSU Bakersfield	33	52
													268	H	CSU Bakersfield	63	65
													327	H	Morgan St.	64	56
													333	A	Utah Valley	39	58
													333	H	Utah Valley	66	63
													340	H	Chicago St.	62	53
LAST 12 Division I GAMES:																	
				229	H	Grand Canyon	77	65	268	A	CSU Bakersfield	33	52				
				268	H	CSU Bakersfield	63	65	229	A	Grand Canyon	64	75				
				340	H	Chicago St.	62	53	147	H	New Mexico St.	43	60				
				216	A	Seattle U	52	74	333	H	Utah Valley	66	63				
				333	A	Utah Valley	39	58	216	H	Seattle U	65	75				
				224	H	UTRGV	52	63	224	A	UTRGV	39	74				

Non-Div I Games: Cent. Christian (KS111 43 Mo.-St. Louis 60 45

UMKC

Loss, Non-Conf, S Site, H Home A Away N Neutral



Average RPI Win:	306	WON-LOST	WINNING	LAST 10	STRENGTH OF	OPP. STRENGTH	TEAM	ADJ.	CONF.	ADJ CONF.
Average RPI Loss:	192	RECORD	PCT. RANK	GAMES	SCHEDULE	OF SCHEDULE	RPI	RPI	RPI	RPI
DIV. I ONLY	2- 26	345	0- 10	254	274	344	344	22	22	
DIV. I NON-CONF.	2- 10	305	0- 0	295	336	343	343	22	22	
TOTALS	RPI 1-25	RPI 26-50	W-L RECORDS	RPI 51-100	RPI 101-150	RPI 150+				
2- 26	0- 1	0- 1	OVERALL	0- 2	0- 4	2- 18				
2- 11	0- 0	0- 0	HOME	0- 1	0- 2	2- 8				
0- 15	0- 1	0- 1	AWAY	0- 1	0- 2	0- 10				
0- 0	0- 0	0- 0	NEUTRAL	0- 0	0- 0	0- 0				
2- 10	0- 1	0- 1	NON-CONFERENCE	0- 0	0- 0	2- 8				
2- 3	0- 0	0- 0	HOME	0- 0	0- 0	2- 3				
0- 7	0- 1	0- 1	AWAY	0- 0	0- 0	0- 5				
0- 0	0- 0	0- 0	NEUTRAL	0- 0	0- 0	0- 0				
0- 16	0- 0	0- 0	CONFERENCE	0- 2	0- 4	0- 10				
0- 8	0- 0	0- 0	HOME	0- 1	0- 2	0- 5				
0- 8	0- 0	0- 0	AWAY	0- 1	0- 2	0- 5				
0- 0	0- 0	0- 0	NEUTRAL	0- 0	0- 0	0- 0				

RPI	S	Opponent	Score	RPI	S	Opponent	Score	RPI	S	Opponent	Score	RPI	S	Opponent	Score	Team's RPI: 344
20	A	Maryland	44 100	45	A	Indiana	45 79	67	A	New Hampshire	45 58	128	A	Albany (NY)	69 93	
								67	H	New Hampshire	57 76	128	H	Albany (NY)	60 79	
												139	A	Maine	50 76	
												139	H	Maine	44 65	
												167	H	Fairfield	41 65	
												174	A	Columbia	57 76	
												188	A	Hartford	59 80	
												188	H	Hartford	64 84	
												202	A	Towson	56 90	
												207	A	UMBC	72 79	
												207	H	UMBC	62 78	
												210	A	Binghamton	54 69	
												210	H	Binghamton	48 58	
												220	A	Boston U.	56 66	
												263	A	Stony Brook	53 83	
												263	H	Stony Brook	44 86	
												264	A	Bryant	62 73	
												269	A	Vermont	36 60	
												269	H	Vermont	46 61	
												274	H	Colgate	82 77	
												299	H	Rhode Island	57 64	
												307	A	Holy Cross	47 62	
												338	H	Fairleigh Dickinson	61 55	
												345	H	Longwood	59 72	
LAST 12 Division I GAMES:																
				67	A	New Hampshire	45 58					210	A	Binghamton	54 69	
				207	H	UMBC	62 78					128	H	Albany (NY)	60 79	
				269	A	Vermont	36 60					67	H	New Hampshire	57 76	
				188	H	Hartford	64 84					207	A	UMBC	72 79	
				139	A	Maine	50 76					269	H	Vermont	46 61	
				263	H	Stony Brook	44 86					263	A	Stony Brook	53 83	

Non-Div I Games: Keene St. 74 48

UMass Lowell

■ Loss, 
 ■ Non-Conf, S Site, 
 ■ Home 
 ■ Away 
 N Neutral

## UNC Asheville

Through Games Of March 2, 2017

Average RPI Win:	282	WON-LOST	WINNING	LAST 10	STRENGTH OF	OPP. STRENGTH	TEAM	ADJ.	CONF.	ADJ CONF.
Average RPI Loss:	186	RECORD	PCT. RANK	GAMES	SCHEDULE	OF SCHEDULE	RPI	RPI	RPI	RPI
DIV. I ONLY	13- 14	187	4- 6	309	307	237	237	28	28	
DIV. I NON-CONF.	5- 5	165	0- 0	258	234	186	186	28	28	
TOTALS	RPI 1-25	RPI 26-50	W-L RECORDS	RPI 51-100	RPI 101-150	RPI 150+				
13- 14	0- 0	0- 1	OVERALL	0- 1	0- 3	13- 9				
7- 4	0- 0	0- 0	HOME	0- 0	0- 1	7- 3				
6- 9	0- 0	0- 0	AWAY	0- 1	0- 2	6- 2				
0- 1	0- 0	0- 1	NEUTRAL	0- 0	0- 0	0- 0				
5- 5	0- 0	0- 1	NON-CONFERENCE	0- 1	0- 1	5- 2				
3- 0	0- 0	0- 0	HOME	0- 0	0- 0	3- 0				
2- 4	0- 0	0- 0	AWAY	0- 1	0- 1	2- 2				
0- 1	0- 0	0- 1	NEUTRAL	0- 0	0- 0	0- 0				
8- 9	0- 0	0- 0	CONFERENCE	0- 0	0- 2	8- 7				
4- 4	0- 0	0- 0	HOME	0- 0	0- 1	4- 3				
4- 5	0- 0	0- 0	AWAY	0- 0	0- 1	4- 4				
0- 0	0- 0	0- 0	NEUTRAL	0- 0	0- 0	0- 0				

RPI S	Opponent	Score	RPI S	Opponent	Score	RPI S	Opponent	Score	RPI S	Opponent	Score	Team's RPI: 237
27 N	Harvard	62 79	98 A	Virginia Tech	52 71	119 A	Fordham	42 55				
						123 A	Radford	73 76				
						123 H	Radford	62 64				
						182 A	Campbell	60 61				
						182 H	Campbell	55 61				
						201 A	UNCG	77 63				
						214 A	Appalachian St.	51 81				
						233 A	Presbyterian	67 60				
						233 H	Presbyterian	47 52				
						236 H	Wofford	84 65				
						243 A	High Point	70 81				
						243 H	High Point	60 76				
						246 A	Liberty	57 53				
						246 H	Liberty	64 54				
						252 A	Furman	51 63				
						253 A	Charleston So.	66 73				
						253 H	Charleston So.	56 47				
						279 H	Western Caro.	62 53				
						280 H	Tennessee Tech	77 65				
						313 A	Gardner-Webb	52 55				
						319 A	USC Upstate	70 59				
						341 A	Winthrop	68 53				
						341 H	Winthrop	71 55				
						345 A	Longwood	80 53				
						345 H	Longwood	84 53				
LAST 12 Division I GAMES:												
246 A	Liberty	57 53	233 H	Presbyterian	47 52	341 A	Winthrop	68 53				
123 A	Radford	73 76	243 A	High Point	70 81	341 H	Winthrop	71 55				
341 H	Winthrop	71 55	253 H	Charleston So.	56 47	345 A	Longwood	80 53				
345 H	Longwood	84 53	123 H	Radford	62 64	345 H	Longwood	84 53				
253 A	Charleston So.	66 73	233 A	Presbyterian	67 60							
182 A	Campbell	60 61	246 H	Liberty	64 54							

Non-Div I Games: Warren Wilson 113 51

UNC Asheville

Loss, Non-Conf, S Site, H Home A Away N Neutral

Average RPI Win: <b>244</b>	WON-LOST	WINNING	LAST 10	STRENGTH OF	OPP. STRENGTH	TEAM	ADJ.	CONF.	ADJ CONF.
Average RPI Loss: <b>191</b>	RECORD	PCT. RANK	GAMES	SCHEDULE	OF SCHEDULE	RPI	RPI	RPI	RPI
DIV. I ONLY	13- 13	169	7- 3	240	292	201	201	17	17
DIV. I NON-CONF.	5- 6	186	0- 0	267	349	248	248	20	20
TOTALS	RPI 1-25	RPI 26-50	W-L RECORDS	RPI 51-100	RPI 101-150	RPI 150+			
13- 13	0- 0	0- 0	OVERALL	1- 3	0- 2	12- 8			
8- 4	0- 0	0- 0	HOME	1- 1	0- 1	7- 2			
4- 9	0- 0	0- 0	AWAY	0- 2	0- 1	4- 6			
1- 0	0- 0	0- 0	NEUTRAL	0- 0	0- 0	1- 0			
5- 6	0- 0	0- 0	NON-CONFERENCE	0- 0	0- 2	5- 4			
2- 3	0- 0	0- 0	HOME	0- 0	0- 1	2- 2			
3- 3	0- 0	0- 0	AWAY	0- 0	0- 1	3- 2			
0- 0	0- 0	0- 0	NEUTRAL	0- 0	0- 0	0- 0			
8- 7	0- 0	0- 0	CONFERENCE	1- 3	0- 0	7- 4			
6- 1	0- 0	0- 0	HOME	1- 1	0- 0	5- 0			
1- 6	0- 0	0- 0	AWAY	0- 2	0- 0	1- 4			
1- 0	0- 0	0- 0	NEUTRAL	0- 0	0- 0	1- 0			

RPI 1-25	RPI 26-50	RPI 51-100	RPI 101+	Team's RPI: 201
RPI S Opponent Score	RPI S Opponent Score	RPI S Opponent Score	RPI S Opponent Score	Score
		81  Chattanooga 55  58	123  Radford 54  70	
		81  Chattanooga 75 72	141  VCU 54  65	
		89  Mercer 47  58	203  ETSU 52  60	
		89  Mercer 64  77	203  ETSU 73 62	
			227  Samford 55 47	
			227  Samford 64 40	
			233  Presbyterian 62  69	
			236  Wofford 48  54	
			236  Wofford 67 61	
			237  UNC Asheville 63  77	
			243  High Point 69 67	
			252  Furman 55  65	
			252  Furman 65 52	
			252 N Furman 68 63	
			261  UMES 53  60	
			262  Murray St. 70  81	
			272  Norfolk St. 59 52	
			279  Western Caro. 73  77	
			279  Western Caro. 62 45	
			280  Tennessee Tech 65 59	
			282  Eastern Ky. 81 66	
			332  N.C. Central 64 51	
LAST 12 Division I GAMES:				
252 N Furman 68 63	252  Furman 65 52			
279  Western Caro. 73  77	236  Wofford 67 61			
203  ETSU 73 62	279  Western Caro. 62 45			
81  Chattanooga 75 72	81  Chattanooga 55  58			
89  Mercer 47  58	203  ETSU 52  60			
227  Samford 55 47	227  Samford 64 40			

Non-Div I Games: Barton 70 48 UNC Pembroke 72 69 Greensboro 83 26 Brevard 77 34  
UNCG

Average RPI Win:	223	WON-LOST	WINNING	LAST 10	STRENGTH OF	OPP. STRENGTH	TEAM	ADJ.	CONF.	ADJ CONF.
Average RPI Loss:	115	RECORD	PCT. RANK	GAMES	SCHEDULE	OF SCHEDULE	RPI	RPI	RPI	RPI
DIV. I ONLY	9- 19	265	3- 7	135	93	225	225	9	9	
DIV. I NON-CONF.	4- 6	209	0- 0	251	150	244	244	8	8	
TOTALS	RPI 1-25	RPI 26-50	W-L RECORDS	RPI 51-100	RPI 101-150	RPI 150+				
9- 19	0- 1	0- 5	OVERALL	0- 2	0- 4	9- 7				
5- 9	0- 0	0- 2	HOME	0- 1	0- 2	5- 4				
4- 10	0- 1	0- 3	AWAY	0- 1	0- 2	4- 3				
0- 0	0- 0	0- 0	NEUTRAL	0- 0	0- 0	0- 0				
4- 6	0- 1	0- 1	NON-CONFERENCE	0- 0	0- 0	4- 4				
2- 3	0- 0	0- 0	HOME	0- 0	0- 0	2- 3				
2- 3	0- 1	0- 1	AWAY	0- 0	0- 0	2- 1				
0- 0	0- 0	0- 0	NEUTRAL	0- 0	0- 0	0- 0				
5- 13	0- 0	0- 4	CONFERENCE	0- 2	0- 4	5- 3				
3- 6	0- 0	0- 2	HOME	0- 1	0- 2	3- 1				
2- 7	0- 0	0- 2	AWAY	0- 1	0- 2	2- 2				
0- 0	0- 0	0- 0	NEUTRAL	0- 0	0- 0	0- 0				

RPI 1-25				RPI 26-50				RPI 51-100				RPI 101+				Team's RPI: 225	
RPI	S	Opponent	Score	RPI	S	Opponent	Score	RPI	S	Opponent	Score	RPI	S	Opponent	Score		
22	A	Tennessee	54 90	28	A	Elon	48 82	78	A	Drexel	51 76	130	A	William & Mary	52 58		
				28	H	Elon	56 66	78	H	Drexel	38 71	130	H	William & Mary	43 57		
				35	A	North Carolina St.	54 86					133	A	Delaware	40 57		
				41	A	James Madison	51 73					133	H	Delaware	52 63		
				41	H	James Madison	59 70					153	A	Northeastern	47 55		
												153	H	Northeastern	68 63		
												164	A	East Carolina	65 75		
												166	H	La Salle	48 64		
												186	H	Providence	49 65		
												189	A	Hofstra	56 54		
												189	H	Hofstra	54 66		
												202	A	Towson	48 42		
												202	H	Towson	59 56		
												209	A	Col. of Charleston	37 76		
												209	H	Col. of Charleston	67 61		
												236	H	Wofford	67 71		
												252	H	Furman	56 52		
												254	A	Georgia St.	72 66		
												272	H	Norfolk St.	64 56		
												277	A	Davidson	67 58		
LAST 12 Division I GAMES:																	
				28	A	Elon	48 82	202	A	Towson	48 42						
				153	H	Northeastern	68 63	28	H	Elon	56 66						
				130	A	William & Mary	52 58	133	A	Delaware	40 57						
				189	H	Hofstra	54 66	209	H	Col. of Charleston	67 61						
				41	H	James Madison	59 70	202	H	Towson	59 56						
				78	A	Drexel	51 76	153	A	Northeastern	47 55						

Non-Div I Games: Catawba 91 65

UNCW

Loss, Non-Conf, S Site, H Home A Away N Neutral

Average RPI Win:	202	WON-LOST	WINNING	LAST 10	STRENGTH OF	OPP. STRENGTH	TEAM	ADJ.	CONF.	ADJ CONF.
Average RPI Loss:	61	RECORD	PCT. RANK	GAMES	SCHEDULE	OF SCHEDULE	RPI	RPI	RPI	RPI
DIV. I ONLY	20- 7	49	7- 3	133	110	53	53	16	16	
DIV. I NON-CONF.	6- 4	127	0- 0	25	10	40	40	14	14	
TOTALS	RPI 1-25	RPI 26-50	W-L RECORDS	RPI 51-100	RPI 101-150	RPI 150+				
20- 7	2- 0	0- 4	OVERALL	1- 2	2- 0	15- 1				
10- 2	2- 0	0- 2	HOME	0- 0	1- 0	7- 0				
8- 5	0- 0	0- 2	AWAY	1- 2	0- 0	7- 1				
2- 0	0- 0	0- 0	NEUTRAL	0- 0	1- 0	1- 0				
6- 4	2- 0	0- 2	NON-CONFERENCE	1- 2	2- 0	1- 0				
3- 1	2- 0	0- 1	HOME	0- 0	1- 0	0- 0				
1- 3	0- 0	0- 1	AWAY	1- 2	0- 0	0- 0				
2- 0	0- 0	0- 0	NEUTRAL	0- 0	1- 0	1- 0				
14- 3	0- 0	0- 2	CONFERENCE	0- 0	0- 0	14- 1				
7- 1	0- 0	0- 1	HOME	0- 0	0- 0	7- 0				
7- 2	0- 0	0- 1	AWAY	0- 0	0- 0	7- 1				
0- 0	0- 0	0- 0	NEUTRAL	0- 0	0- 0	0- 0				

RPI 1-25			RPI 26-50			RPI 51-100			Team's RPI: 53	RPI 101+		
RPI	S	Opponent	Score	RPI	S	Opponent	Score	RPI	S	Opponent	Score	
21	H	Creighton	50 49	26	A	Drake	57 70	57	A	Iowa	39 88	108 H North Dakota 74 53
23	H	Kansas St.	67 59	26	H	Drake	79 88	60	A	IUPUI	69 62	140 N Idaho 76 74
				33	H	South Dakota St.	50 61	68	A	Oklahoma St.	57 81	154 A Missouri St. 61 54
				49	A	Iowa St.	68 76					170 A Southern Ill. 59 64
												170 H Southern Ill. 79 49
												191 A Wichita St. 63 61
												191 H Wichita St. 62 37
												218 A Indiana St. 61 59
												218 H Indiana St. 59 47
												234 A Bradley 72 53
												234 H Bradley 70 50
												250 A Evansville 62 36
												250 H Evansville 54 40
												308 N Denver 79 68
												312 A Illinois St. 78 40
												312 H Illinois St. 82 51
												322 A Loyola Chicago 89 43
												322 H Loyola Chicago 68 30
LAST 12 Division I GAMES:												
191	H	Wichita St.	62 37	170	A	Southern Ill.	59 64					
26	A	Drake	57 70	250	A	Evansville	62 36					
218	A	Indiana St.	61 59	26	H	Drake	79 88					
322	A	Loyola Chicago	89 43	322	H	Loyola Chicago	68 30					
312	H	Illinois St.	82 51	218	H	Indiana St.	59 47					
234	H	Bradley	70 50	234	A	Bradley	72 53					

Non-Div I Games: Wis.-Parkside 72 57

UNI

Loss, Non-Conf, S Site, H Home A Away N Neutral

Average RPI Win:	204	WON-LOST	WINNING	LAST 10	STRENGTH OF	OPP. STRENGTH	TEAM	ADJ.	CONF.	ADJ CONF.
Average RPI Loss:	108	RECORD	PCT. RANK	GAMES	SCHEDULE	OF SCHEDULE	RPI	RPI	RPI	RPI
DIV. I ONLY	19- 9	80	7- 3	158	128	96	96	13	13	
DIV. I NON-CONF.	8- 3	67	0- 0	126	83	76	76	16	16	
TOTALS	RPI 1-25	RPI 26-50	W-L RECORDS	RPI 51-100	RPI 101-150	RPI 150+				
19- 9	0- 1	0- 3	OVERALL	3- 2	5- 0	11- 3				
10- 2	0- 0	0- 1	HOME	2- 0	2- 0	6- 1				
7- 4	0- 0	0- 1	AWAY	1- 1	1- 0	5- 2				
2- 3	0- 1	0- 1	NEUTRAL	0- 1	2- 0	0- 0				
8- 3	0- 1	0- 1	NON-CONFERENCE	1- 1	3- 0	4- 0				
4- 0	0- 0	0- 0	HOME	1- 0	1- 0	2- 0				
2- 0	0- 0	0- 0	AWAY	0- 0	0- 0	2- 0				
2- 3	0- 1	0- 1	NEUTRAL	0- 1	2- 0	0- 0				
11- 6	0- 0	0- 2	CONFERENCE	2- 1	2- 0	7- 3				
6- 2	0- 0	0- 1	HOME	1- 0	1- 0	4- 1				
5- 4	0- 0	0- 1	AWAY	1- 1	1- 0	3- 2				
0- 0	0- 0	0- 0	NEUTRAL	0- 0	0- 0	0- 0				

RPI 1-25				RPI 26-50				RPI 51-100				Team's RPI: 96	RPI 101+			
RPI	S	Opponent	Score	RPI	S	Opponent	Score	RPI	S	Opponent	Score		RPI	S	Opponent	Score
6	N	Oregon St.	59 62	34	N	South Fla.	42 77	58	A	Boise St.	58 55		122	H	Ole Miss	64 57
				48	A	Colorado St.	41 44	86	N	BYU	54 63		140	N	Idaho	73 61
				48	H	Colorado St.	37 57	87	H	Southern California	77 66		142	A	New Mexico	61 52
								90	A	Wyoming	57 79		142	H	New Mexico	56 42
								90	H	Wyoming	51 46		147	N	New Mexico St.	52 47
													178	H	Houston	64 53
													187	A	Utah St.	49 58
													187	H	Utah St.	55 53
													208	A	San Jose St.	63 55
													208	H	San Jose St.	65 76
													249	H	Tennessee St.	69 48
													265	A	San Diego St.	68 87
													265	H	San Diego St.	80 62
													286	A	Nevada	64 49
													286	H	Nevada	60 41
													310	A	Pepperdine	68 61
													323	A	Air Force	60 56
													323	H	Air Force	52 38
													325	A	UC Irvine	62 46
LAST 12 Division I GAMES:																
				187	A	Utah St.	49 58					48	A	Colorado St.	41 44	
				286	A	Nevada	64 49					142	A	New Mexico	61 52	
				323	H	Air Force	52 38					208	H	San Jose St.	65 76	
				265	H	San Diego St.	80 62					90	H	Wyoming	51 46	
				208	A	San Jose St.	63 55					323	A	Air Force	60 56	
				286	H	Nevada	60 41					265	A	San Diego St.	68 87	

Non-Div I Games: Concordia (CA) 102 46

UNLV

■ Loss, 
 ■ Non-Conf, S Site, 
 ■ Home 
 ■ Away 
 N Neutral

## USC Upstate

Through Games Of March 2, 2017

Average RPI Win:	298	WON-LOST	WINNING	LAST 10	STRENGTH OF	OPP. STRENGTH	TEAM	ADJ.	CONF.	ADJ CONF.
Average RPI Loss:	190	RECORD	PCT. RANK	GAMES	SCHEDULE	OF SCHEDULE	RPI	RPI	RPI	RPI
DIV. I ONLY	6- 20	312	1- 9	280	290	319	319	25	25	
DIV. I NON-CONF.	4- 8	230	0- 0	280	334	280	280	24	24	
TOTALS	RPI 1-25	RPI 26-50	W-L RECORDS	RPI 51-100	RPI 101-150	RPI 150+				
6- 20	0- 0	0- 0	OVERALL	0- 6	0- 3	6- 11				
3- 9	0- 0	0- 0	HOME	0- 2	0- 2	3- 5				
3- 11	0- 0	0- 0	AWAY	0- 4	0- 1	3- 6				
0- 0	0- 0	0- 0	NEUTRAL	0- 0	0- 0	0- 0				
4- 8	0- 0	0- 0	NON-CONFERENCE	0- 2	0- 1	4- 5				
1- 4	0- 0	0- 0	HOME	0- 0	0- 1	1- 3				
3- 4	0- 0	0- 0	AWAY	0- 2	0- 0	3- 2				
0- 0	0- 0	0- 0	NEUTRAL	0- 0	0- 0	0- 0				
2- 12	0- 0	0- 0	CONFERENCE	0- 4	0- 2	2- 6				
2- 5	0- 0	0- 0	HOME	0- 2	0- 1	2- 2				
0- 7	0- 0	0- 0	AWAY	0- 2	0- 1	0- 4				
0- 0	0- 0	0- 0	NEUTRAL	0- 0	0- 0	0- 0				

RPI S	Opponent	Score	RPI S	Opponent	Score	RPI S	Opponent	Score	RPI S	Opponent	Score	Team's RPI: 319
						65	A West Virginia	33 91	103	A FGCU	43 93	
						76	A Purdue	41 71	103	H FGCU	50 80	
						93	A Jacksonville	46 59	130	H William & Mary	46 49	
						93	H Jacksonville	47 65	182	H Campbell	41 56	
						97	A Stetson	68 80	205	A Illinois	57 77	
						97	H Stetson	55 77	233	A Presbyterian	55 48	
									237	H UNC Asheville	59 70	
									252	A Furman	37 57	
									261	H UMES	76 63	
									278	A Kennesaw St.	67 74	
									278	H Kennesaw St.	71 79	
									297	A North Florida	74 77	
									297	H North Florida	67 78	
									298	A Lipscomb	77 84	
									298	H Lipscomb	89 75	
									313	H Gardner-Webb	53 57	
									314	A NJIT	66 70	
									314	H NJIT	75 58	
									332	A N.C. Central	68 58	
									348	A South Carolina St.	73 67	
LAST 12 Division I GAMES:												
314	A NJIT	66 70	278	A Kennesaw St.	67 74							
97	H Stetson	55 77	298	A Lipscomb	77 84							
103	H FGCU	50 80	278	H Kennesaw St.	71 79							
93	A Jacksonville	46 59	103	A FGCU	43 93							
297	A North Florida	74 77	97	A Stetson	68 80							
298	H Lipscomb	89 75	297	H North Florida	67 78							

Non-Div I Games: Bob Jones 92 50 Converse 93 35 Warren Wilson 91 53

USC Upstate

Loss, Non-Conf, S Site, H Home A Away N Neutral

## UT Arlington

Through Games Of March 2, 2017

Average RPI Win:	219	WON-LOST	WINNING	LAST 10	STRENGTH OF	OPP. STRENGTH	TEAM	ADJ.	CONF.	ADJ CONF.
Average RPI Loss:	113	RECORD	PCT. RANK	GAMES	SCHEDULE	OF SCHEDULE	RPI	RPI	RPI	RPI
DIV. I ONLY	18- 7	60	7- 3	195	187	99	99	21	21	
DIV. I NON-CONF.	5- 3	122	0- 0	92	52	71	71	19	19	
TOTALS	RPI 1-25	RPI 26-50	W-L RECORDS	RPI 51-100	RPI 101-150	RPI 150+				
18- 7	0- 1	1- 1	OVERALL	0- 1	3- 3	14- 1				
9- 3	0- 0	0- 1	HOME	0- 1	2- 1	7- 0				
8- 4	0- 1	1- 0	AWAY	0- 0	1- 2	6- 1				
1- 0	0- 0	0- 0	NEUTRAL	0- 0	0- 0	1- 0				
5- 3	0- 1	1- 0	NON-CONFERENCE	0- 1	0- 1	4- 0				
2- 1	0- 0	0- 0	HOME	0- 1	0- 0	2- 0				
2- 2	0- 1	1- 0	AWAY	0- 0	0- 1	1- 0				
1- 0	0- 0	0- 0	NEUTRAL	0- 0	0- 0	1- 0				
13- 4	0- 0	0- 1	CONFERENCE	0- 0	3- 2	10- 1				
7- 2	0- 0	0- 1	HOME	0- 0	2- 1	5- 0				
6- 2	0- 0	0- 0	AWAY	0- 0	1- 1	5- 1				
0- 0	0- 0	0- 0	NEUTRAL	0- 0	0- 0	0- 0				

RPI 1-25				RPI 26-50				RPI 51-100 Team's RPI: 99				RPI 101+			
RPI	S	Opponent	Score	RPI	S	Opponent	Score	RPI	S	Opponent	Score	RPI	S	Opponent	Score
23	A	Kansas St.	49 62	42	A	Western Ky.	71 68	91	H	SFA	60 65	102	A	Texas Tech	60 79
				50	H	Little Rock	49 58					121	A	Troy	68 85
												121	H	Troy	78 72
												146	H	Louisiana	79 66
												148	A	Texas St.	61 39
												148	H	Texas St.	69 75
												191	H	Wichita St.	74 70
												196	H	UTSA	75 54
												211	A	Seton Hall	86 61
												214	A	Appalachian St.	73 62
												214	H	Appalachian St.	74 63
												222	A	Ga. Southern	69 60
												240	A	South Ala.	73 49
												240	H	South Ala.	53 41
												254	A	Georgia St.	59 64
												255	A	Coastal Caro.	70 41
												255	H	Coastal Caro.	60 58
												265	N	San Diego St.	64 58
												320	H	Arkansas St.	69 58
												335	A	La.-Monroe	83 47
												335	H	La.-Monroe	93 59
LAST 12 Division I GAMES:															
335	A	La.-Monroe	83 47	50	H	Little Rock	49 58								
240	H	South Ala.	53 41	148	H	Texas St.	69 75								
121	H	Troy	78 72	214	A	Appalachian St.	73 62								
254	A	Georgia St.	59 64	255	A	Coastal Caro.	70 41								
222	A	Ga. Southern	69 60	335	H	La.-Monroe	93 59								
320	H	Arkansas St.	69 58	146	H	Louisiana	79 66								

Non-Div I Games: Tex. A&amp;M-Commerce 80 50 Eastern N.M. 65 48

UT Arlington

Loss, Non-Conf, S Site, H Home A Away N Neutral



Average RPI Win:	<b>259</b>	WON-LOST	WINNING	LAST 10	STRENGTH OF	OPP. STRENGTH	TEAM	ADJ.	CONF.	ADJ CONF.
Average RPI Loss:	<b>156</b>	RECORD	PCT. RANK	GAMES	SCHEDULE	OF SCHEDULE	RPI	RPI	RPI	RPI
DIV. I ONLY	<b>12- 18</b>	<b>231</b>	<b>8- 2</b>	<b>200</b>	<b>206</b>	<b>226</b>	<b>226</b>	<b>26</b>	<b>26</b>	
DIV. I NON-CONF.	<b>3- 10</b>	<b>280</b>	<b>0- 0</b>	<b>117</b>	<b>39</b>	<b>234</b>	<b>234</b>	<b>26</b>	<b>26</b>	
TOTALS	RPI 1-25	RPI 26-50	W-L RECORDS	RPI 51-100	RPI 101-150	RPI 150+				
12- 18	0- 3	0- 0	OVERALL	0- 4	0- 1	12- 10				
7- 6	0- 1	0- 0	HOME	0- 1	0- 1	7- 3				
4- 12	0- 2	0- 0	AWAY	0- 3	0- 0	4- 7				
1- 0	0- 0	0- 0	NEUTRAL	0- 0	0- 0	1- 0				
3- 10	0- 3	0- 0	NON-CONFERENCE	0- 3	0- 1	3- 3				
2- 3	0- 1	0- 0	HOME	0- 1	0- 1	2- 0				
1- 7	0- 2	0- 0	AWAY	0- 2	0- 0	1- 3				
0- 0	0- 0	0- 0	NEUTRAL	0- 0	0- 0	0- 0				
9- 8	0- 0	0- 0	CONFERENCE	0- 1	0- 0	9- 7				
5- 3	0- 0	0- 0	HOME	0- 0	0- 0	5- 3				
3- 5	0- 0	0- 0	AWAY	0- 1	0- 0	3- 4				
1- 0	0- 0	0- 0	NEUTRAL	0- 0	0- 0	1- 0				

RPI 1-25				RPI 26-50				RPI 51-100				RPI 101+ Team's RPI: 226			
RPI	S	Opponent	Score	RPI	S	Opponent	Score	RPI	S	Opponent	Score	RPI	S	Opponent	Score
12	H	Louisville	57 <b>100</b>					54	A	Ohio	55 <b>72</b>	107	H	Vanderbilt	77 <b>79</b>
15	A	DePaul	68 <b>100</b>					59	A	Belmont	66 <b>71</b>	152	A	Oral Roberts	53 <b>82</b>
19	A	Missouri	69 <b>80</b>					62	A	Northwestern	59 <b>82</b>	170	H	Southern Ill.	76 68
								81	H	Chattanooga	60 <b>80</b>	185	H	Morehead St.	68 <b>89</b>
												198	A	SIUE	82 72
												198	H	SIUE	68 <b>70</b>
												227	A	Samford	62 <b>69</b>
												247	H	Jacksonville St.	94 83
												249	A	Tennessee St.	80 <b>85</b>
												260	A	Austin Peay	60 <b>85</b>
												260	H	Austin Peay	83 80
												260	N	Austin Peay	59 43
												262	A	Murray St.	90 70
												262	H	Murray St.	83 82
												266	A	Southeast Mo. St.	82 73
												266	H	Southeast Mo. St.	79 <b>82</b>
												279	A	Western Caro.	84 72
												280	A	Tennessee Tech	71 <b>81</b>
												282	H	Eastern Ky.	66 56
												292	A	N.C. A&T	59 <b>74</b>
												296	A	Eastern Ill.	70 <b>80</b>
												296	H	Eastern Ill.	74 72
												320	H	Arkansas St.	68 63
LAST 12 Division I GAMES:															
260	N	Austin Peay	59 43	282	H	Eastern Ky.	66 56								
262	H	Murray St.	83 82	280	A	Tennessee Tech	71 <b>81</b>								
260	A	Austin Peay	60 <b>85</b>	262	A	Murray St.	90 70								
266	A	Southeast Mo. St.	82 73	260	H	Austin Peay	83 80								
198	A	SIUE	82 72	198	H	SIUE	68 <b>70</b>								
296	H	Eastern Ill.	74 72	296	A	Eastern Ill.	70 <b>80</b>								

Non-Div I Games:

UT Martin

■ Loss, 
 ■ Non-Conf, 
 ■ S Site, 
 ■ Home 
 ■ Away 
 N Neutral

Average RPI Win: <b>284</b>	WON-LOST	WINNING	LAST 10	STRENGTH OF	OPP. STRENGTH	TEAM	ADJ.	CONF.	ADJ CONF.
Average RPI Loss: <b>143</b>	RECORD	PCT. RANK	GAMES	SCHEDULE	OF SCHEDULE	RPI	RPI	RPI	RPI
DIV. I ONLY	7- 21	306	3- 7	183	163	303	303	14	14
DIV. I NON-CONF.	2- 9	293	0- 0	105	205	296	296	15	15
TOTALS	RPI 1-25	RPI 26-50	W-L RECORDS	RPI 51-100	RPI 101-150	RPI 150+			
7- 21	0- 1	0- 3	OVERALL	0- 1	1- 7	6- 9			
6- 8	0- 0	0- 1	HOME	0- 0	1- 2	5- 5			
1- 8	0- 0	0- 0	AWAY	0- 1	0- 4	1- 3			
0- 5	0- 1	0- 2	NEUTRAL	0- 0	0- 1	0- 1			
2- 9	0- 1	0- 2	NON-CONFERENCE	0- 0	0- 3	2- 3			
2- 3	0- 0	0- 0	HOME	0- 0	0- 1	2- 2			
0- 1	0- 0	0- 0	AWAY	0- 0	0- 1	0- 0			
0- 5	0- 1	0- 2	NEUTRAL	0- 0	0- 1	0- 1			
5- 12	0- 0	0- 1	CONFERENCE	0- 1	1- 4	4- 6			
4- 5	0- 0	0- 1	HOME	0- 0	1- 1	3- 3			
1- 7	0- 0	0- 0	AWAY	0- 1	0- 3	1- 3			
0- 0	0- 0	0- 0	NEUTRAL	0- 0	0- 0	0- 0			

RPI 1-25				RPI 26-50				RPI 51-100				RPI 101+				Team's RPI: 303	
RPI	S	Opponent	Score	RPI	S	Opponent	Score	RPI	S	Opponent	Score	RPI	S	Opponent	Score		
23	N	Kansas St.	40 61	32	N	LSU	45 78	77	A	Middle Tenn.	53 76	118	A	Old Dominion	68 87		
				35	N	North Carolina St.	55 71					124	A	Southern Miss.	48 73		
				42	H	Western Ky.	54 71					124	H	Southern Miss.	68 79		
												126	N	Alabama	60 78		
												142	A	New Mexico	66 79		
												143	A	Louisiana Tech	61 69		
												143	H	Louisiana Tech	69 62		
												147	H	New Mexico St.	59 67		
												156	N	Pittsburgh	46 71		
												162	H	Rice	76 80		
												180	A	UAB	61 74		
												183	H	North Texas	69 76		
												196	A	UTSA	76 97		
												196	H	UTSA	81 83		
												199	H	Texas Southern	68 89		
												256	H	Marshall	84 74		
												268	H	CSU Bakersfield	74 61		
												290	H	Northern Ariz.	51 65		
												305	A	FIU	87 88		
												305	H	FIU	88 47		
												337	A	Fla. Atlantic	51 50		
												337	H	Fla. Atlantic	69 59		
												339	H	Houston Baptist	75 45		
LAST 12 Division I GAMES:																	
				118	A	Old Dominion	68 87					143	A	Louisiana Tech	61 69		
				305	H	FIU	88 47					77	A	Middle Tenn.	53 76		
				337	H	Fla. Atlantic	69 59					180	A	UAB	61 74		
				162	H	Rice	76 80					256	H	Marshall	84 74		
				183	H	North Texas	69 76					42	H	Western Ky.	54 71		
				124	A	Southern Miss.	48 73					196	A	UTSA	76 97		

Non-Div I Games: Western N.M. 93 46

UTEP

■ Loss, 
 ■ Non-Conf, S Site, 
 ■ Home 
 ■ Away 
 N Neutral

Average RPI Win:	296	WON-LOST	WINNING	LAST 10	STRENGTH OF	OPP. STRENGTH	TEAM	ADJ.	CONF.	ADJ CONF.
Average RPI Loss:	155	RECORD	PCT. RANK	GAMES	SCHEDULE	OF SCHEDULE	RPI	RPI	RPI	RPI
DIV. I ONLY	15- 11	128	5- 4	344	214	224	224	29	29	
DIV. I NON-CONF.	7- 6	157	1- 1	326	61	200	200	29	29	
TOTALS	RPI 1-25	RPI 26-50	W-L RECORDS	RPI 51-100	RPI 101-150	RPI 150+				
15- 11	0- 2	0- 0	OVERALL	0- 1	0- 2	15- 6				
8- 3	0- 0	0- 0	HOME	0- 0	0- 0	8- 3				
6- 8	0- 2	0- 0	AWAY	0- 1	0- 2	6- 3				
1- 0	0- 0	0- 0	NEUTRAL	0- 0	0- 0	1- 0				
7- 6	0- 2	0- 0	NON-CONFERENCE	0- 1	0- 1	7- 2				
4- 1	0- 0	0- 0	HOME	0- 0	0- 0	4- 1				
2- 5	0- 2	0- 0	AWAY	0- 1	0- 1	2- 1				
1- 0	0- 0	0- 0	NEUTRAL	0- 0	0- 0	1- 0				
8- 5	0- 0	0- 0	CONFERENCE	0- 0	0- 1	8- 4				
4- 2	0- 0	0- 0	HOME	0- 0	0- 0	4- 2				
4- 3	0- 0	0- 0	AWAY	0- 0	0- 1	4- 2				
0- 0	0- 0	0- 0	NEUTRAL	0- 0	0- 0	0- 0				

RPI 1-25				RPI 26-50				RPI 51-100				RPI 101+ Team's RPI: 224			
RPI	S	Opponent	Score	RPI	S	Opponent	Score	RPI	S	Opponent	Score	RPI	S	Opponent	Score
13	A	Texas	61 85					68	A	Oklahoma St.	53 86	106	A	Abilene Christian	54 70
18	A	Oklahoma	59 92									147	A	New Mexico St.	67 87
												178	H	Houston	52 68
												183	N	North Texas	74 69
												197	A	Nebraska	53 71
												216	A	Seattle U	58 57
												216	H	Seattle U	54 67
												229	A	Grand Canyon	59 60
												229	H	Grand Canyon	52 49
												268	A	CSU Bakersfield	46 74
												268	H	CSU Bakersfield	61 67
												271	H	Prairie View	82 74
												288	A	A&M-Corpus Christi	68 65
												288	H	A&M-Corpus Christi	55 46
												300	H	North Dakota St.	81 67
												315	A	UMKC	63 52
												315	H	UMKC	74 39
												333	A	Utah Valley	64 45
												333	H	Utah Valley	64 55
												340	A	Chicago St.	57 46
												340	H	Chicago St.	71 43
												342	A	Sam Houston St.	69 45
												342	H	Sam Houston St.	78 50
LAST 12 Division I GAMES:															
106	A	Abilene Christian	54 70	229	H	Grand Canyon	52 49	315	A	UMKC	63 52	216	H	Seattle U	54 67
183	N	North Texas	74 69	268	A	CSU Bakersfield	61 67	229	A	Grand Canyon	59 60	333	H	Utah Valley	64 55
333	A	Utah Valley	64 45					340	A	Chicago St.	57 46				
216	A	Seattle U	58 57												
147	A	New Mexico St.	67 87												
268	H	CSU Bakersfield	61 67												

Non-Div I Games: St. Thomas (TX) 63 56 Texas Lutheran 68 52 Evangel 86 55

UTRGV

Loss, Non-Conf, S Site, H Home A Away N Neutral

Average RPI Win:	230	WON-LOST	WINNING	LAST 10	STRENGTH OF	OPP. STRENGTH	TEAM	ADJ.	CONF.	ADJ CONF.
Average RPI Loss:	121	RECORD	PCT. RANK	GAMES	SCHEDULE	OF SCHEDULE	RPI	RPI	RPI	RPI
DIV. I ONLY	12- 14	199	4- 6	148	136	196	196	14	14	
DIV. I NON-CONF.	3- 6	230	0- 0	33	60	185	185	15	15	
TOTALS	RPI 1-25	RPI 26-50	W-L RECORDS	RPI 51-100	RPI 101-150	RPI 150+				
12- 14	0- 1	1- 1	OVERALL	0- 3	3- 5	8- 4				
8- 7	0- 0	1- 0	HOME	0- 1	3- 2	4- 4				
4- 7	0- 1	0- 1	AWAY	0- 2	0- 3	4- 0				
0- 0	0- 0	0- 0	NEUTRAL	0- 0	0- 0	0- 0				
3- 6	0- 1	0- 1	NON-CONFERENCE	0- 2	2- 1	1- 1				
3- 3	0- 0	0- 0	HOME	0- 1	2- 1	1- 1				
0- 3	0- 1	0- 1	AWAY	0- 1	0- 0	0- 0				
0- 0	0- 0	0- 0	NEUTRAL	0- 0	0- 0	0- 0				
9- 8	0- 0	1- 0	CONFERENCE	0- 1	1- 4	7- 3				
5- 4	0- 0	1- 0	HOME	0- 0	1- 1	3- 3				
4- 4	0- 0	0- 0	AWAY	0- 1	0- 3	4- 0				
0- 0	0- 0	0- 0	NEUTRAL	0- 0	0- 0	0- 0				

RPI 1-25				RPI 26-50				RPI 51-100				RPI 101+ Team's RPI: 196			
RPI	S	Opponent	Score	RPI	S	Opponent	Score	RPI	S	Opponent	Score	RPI	S	Opponent	Score
13	A	Texas	43 76	40	A	Oregon	63 77	64	H	Tulane	66 75	106	H	Abilene Christian	71 68
				42	H	Western Ky.	80 77	77	A	Middle Tenn.	63 77	112	A	Charlotte	67 78
								99	A	UT Arlington	54 75	124	A	Southern Miss.	71 74
												124	H	Southern Miss.	68 69
												124	H	Northern Colo.	66 73
												143	A	Louisiana Tech	71 77
												143	H	Louisiana Tech	63 61
												148	H	Texas St.	72 47
												162	H	Rice	61 66
												178	H	Houston	49 56
												180	A	UAB	82 67
												183	H	North Texas	55 58
												246	H	Liberty	80 64
												256	H	Marshall	81 88
												303	A	UTEP	83 81
												303	H	UTEP	97 76
												305	A	FIU	70 61
												305	H	FIU	69 55
												337	A	Fla. Atlantic	72 62
												337	H	Fla. Atlantic	97 66
LAST 12 Division I GAMES:															
112	A	Charlotte	67 78	124	A	Southern Miss.	71 74								
337	H	Fla. Atlantic	97 66	180	A	UAB	82 67								
305	H	FIU	69 55	77	A	Middle Tenn.	63 77								
183	H	North Texas	55 58	42	H	Western Ky.	80 77								
162	H	Rice	61 66	256	H	Marshall	81 88								
143	A	Louisiana Tech	71 77	303	H	UTEP	97 76								

Non-Div I Games: Tex. A&M-Kingsville70 44 Angelo St. 77 85

UTSA

Loss, Non-Conf, S Site, H Home A Away N Neutral

Average RPI Win:	162	WON-LOST	WINNING	LAST 10	STRENGTH OF	OPP. STRENGTH	TEAM	ADJ.	CONF.	ADJ CONF.
Average RPI Loss:	37	RECORD	PCT. RANK	GAMES	SCHEDULE	OF SCHEDULE	RPI	RPI	RPI	RPI
DIV. I ONLY	16- 14	158	3- 7	33	40	74	74	1	1	
DIV. I NON-CONF.	11- 0	1	0- 0	181	311	31	31	1	1	
TOTALS	RPI 1-25	RPI 26-50	W-L RECORDS	RPI 51-100	RPI 101-150	RPI 150+				
16- 14	0- 7	0- 4	OVERALL	7- 2	2- 1	7- 0				
9- 7	0- 3	0- 2	HOME	4- 1	0- 1	5- 0				
6- 6	0- 4	0- 1	AWAY	3- 1	1- 0	2- 0				
1- 1	0- 0	0- 1	NEUTRAL	0- 0	1- 0	0- 0				
11- 0	0- 0	0- 0	NON-CONFERENCE	2- 0	2- 0	7- 0				
7- 0	0- 0	0- 0	HOME	2- 0	0- 0	5- 0				
3- 0	0- 0	0- 0	AWAY	0- 0	1- 0	2- 0				
1- 0	0- 0	0- 0	NEUTRAL	0- 0	1- 0	0- 0				
5- 14	0- 7	0- 4	CONFERENCE	5- 2	0- 1	0- 0				
2- 7	0- 3	0- 2	HOME	2- 1	0- 1	0- 0				
3- 6	0- 4	0- 1	AWAY	3- 1	0- 0	0- 0				
0- 1	0- 0	0- 1	NEUTRAL	0- 0	0- 0	0- 0				

RPI 1-25				RPI 26-50				RPI 51-100				RPI 101+			
RPI	S	Opponent	Score	RPI	S	Opponent	Score	RPI	S	Opponent	Score	RPI	S	Opponent	Score
6	A	Oregon St.	44 70	31	H	Arizona St.	44 66	52	A	California	73 64	112	N	Charlotte	81 68
6	H	Oregon St.	49 63	31	N	Arizona St.	54 72	52	H	California	63 57	120	A	St. Mary's (CA)	63 62
7	A	Washington	77 84	40	A	Oregon	66 84	80	H	Montana St.	74 64	129	H	Arizona	70 81
7	H	Washington	53 82	40	H	Oregon	61 73	86	H	BYU	77 60	177	A	Fresno St.	65 55
8	A	Stanford	51 87					87	A	Southern California	58 53	187	H	Utah St.	65 58
8	H	Stanford	58 77					95	A	Washington St.	74 57	251	H	Weber St.	71 52
10	A	UCLA	56 67					95	H	Washington St.	55 61	283	H	Southern Utah	69 43
								100	A	Colorado	49 54	286	A	Nevada	80 50
								100	H	Colorado	58 53	290	H	Northern Ariz.	78 65
												333	H	Utah Valley	100 52
LAST 12 Division I GAMES:															
31	N	Arizona St.	54 72	52	A	California	73 64								
7	A	Washington	77 84	95	H	Washington St.	55 61								
95	A	Washington St.	74 57	7	H	Washington	53 82								
6	H	Oregon St.	49 63	100	H	Colorado	58 53								
40	H	Oregon	61 73	100	A	Colorado	49 54								
8	A	Stanford	51 87	40	A	Oregon	66 84								

Non-Div I Games:

Utah

Average RPI Win:	220	WON-LOST	WINNING	LAST 10	STRENGTH OF	OPP. STRENGTH	TEAM	ADJ.	CONF.	ADJ CONF.
Average RPI Loss:	140	RECORD	PCT. RANK	GAMES	SCHEDULE	OF SCHEDULE	RPI	RPI	RPI	RPI
DIV. I ONLY	15- 13	155	7- 3	230	172	187	187	13	13	
DIV. I NON-CONF.	6- 4	127	0- 0	328	254	239	239	16	16	
TOTALS	RPI 1-25	RPI 26-50	W-L RECORDS	RPI 51-100	RPI 101-150	RPI 150+				
15- 13	0- 0	1- 1	OVERALL	3- 6	0- 3	11- 3				
11- 4	0- 0	1- 0	HOME	3- 2	0- 1	7- 1				
3- 9	0- 0	0- 1	AWAY	0- 4	0- 2	3- 2				
1- 0	0- 0	0- 0	NEUTRAL	0- 0	0- 0	1- 0				
6- 4	0- 0	0- 0	NON-CONFERENCE	1- 2	0- 1	5- 1				
4- 2	0- 0	0- 0	HOME	1- 1	0- 0	3- 1				
1- 2	0- 0	0- 0	AWAY	0- 1	0- 1	1- 0				
1- 0	0- 0	0- 0	NEUTRAL	0- 0	0- 0	1- 0				
9- 9	0- 0	1- 1	CONFERENCE	2- 4	0- 2	6- 2				
7- 2	0- 0	1- 0	HOME	2- 1	0- 1	4- 0				
2- 7	0- 0	0- 1	AWAY	0- 3	0- 1	2- 2				
0- 0	0- 0	0- 0	NEUTRAL	0- 0	0- 0	0- 0				

RPI S	Opponent	Score	RPI S	Opponent	Score	RPI S	Opponent	Score	RPI S	Opponent	Score	Team's RPI: 187
48	A Colorado St.	43 74	48	H Colorado St.	55 48	58	A Boise St.	56 76	129	A Arizona	57 61	
						58	H Boise St.	65 63	142	A New Mexico	67 78	
						74	A Utah	58 65	142	H New Mexico	58 68	
						80	H Montana St.	64 56	157	H Idaho St.	69 56	
						86	H BYU	40 60	177	A Fresno St.	52 47	
						90	A Wyoming	40 59	208	H San Jose St.	82 78	
						90	H Wyoming	48 71	265	A San Diego St.	59 66	
						96	A UNLV	53 55	265	H San Diego St.	53 47	
						96	H UNLV	58 49	283	H Southern Utah	54 70	
									286	A Nevada	81 69	
									286	H Nevada	60 57	
									323	A Air Force	61 64	
									323	H Air Force	65 62	
									325	H UC Irvine	66 52	
									328	A Montana	65 47	
									330	N Incarnate Word	79 46	
									333	H Utah Valley	56 45	
LAST 12 Division I GAMES:												
96	H UNLV	58 49	48	H Colorado St.	55 48							
323	A Air Force	61 64	58	H Boise St.	65 63							
208	H San Jose St.	82 78	286	A Nevada	81 69							
286	H Nevada	60 57	177	A Fresno St.	52 47							
265	A San Diego St.	59 66	142	H New Mexico	58 68							
90	A Wyoming	40 59	48	A Colorado St.	43 74							

Non-Div I Games: Westminster (UT) 72 49

Utah St.

## Utah Valley

Through Games Of March 2, 2017

Average RPI Win:	316	WON-LOST	WINNING	LAST 10	STRENGTH OF	OPP. STRENGTH	TEAM	ADJ.	CONF.	ADJ CONF.
Average RPI Loss:	199	RECORD	PCT. RANK	GAMES	SCHEDULE	OF SCHEDULE	RPI	RPI	RPI	RPI
DIV. I ONLY	6- 20	312	2- 8	320	294	333	333	29	29	
DIV. I NON-CONF.	3- 10	280	0- 0	304	215	322	322	29	29	
TOTALS	RPI 1-25	RPI 26-50	W-L RECORDS	RPI 51-100	RPI 101-150	RPI 150+				
6- 20	0- 0	0- 1	OVERALL	0- 2	0- 3	6- 14				
4- 8	0- 0	0- 0	HOME	0- 1	0- 2	4- 5				
2- 10	0- 0	0- 0	AWAY	0- 0	0- 0	2- 2				
0- 2	0- 0	0- 1	NEUTRAL	0- 0	0- 0	0- 1				
3- 10	0- 0	0- 1	NON-CONFERENCE	0- 2	0- 1	3- 6				
2- 3	0- 0	0- 0	HOME	0- 1	0- 1	2- 1				
1- 5	0- 0	0- 0	AWAY	0- 1	0- 0	1- 4				
0- 2	0- 0	0- 1	NEUTRAL	0- 0	0- 0	0- 1				
3- 10	0- 0	0- 0	CONFERENCE	0- 0	0- 2	3- 8				
2- 5	0- 0	0- 0	HOME	0- 0	0- 1	2- 4				
1- 5	0- 0	0- 0	AWAY	0- 0	0- 1	1- 4				
0- 0	0- 0	0- 0	NEUTRAL	0- 0	0- 0	0- 0				

RPI 1-25				RPI 26-50				RPI 51-100				RPI 101+				Team's RPI: 333	
RPI	S	Opponent	Score	RPI	S	Opponent	Score	RPI	S	Opponent	Score	RPI	S	Opponent	Score		
				37	N	Central Mich.	62 71					138	H	Eastern Wash.	50 83		
								74	A	Utah	52 100	147	A	New Mexico St.	46 63		
								86	H	BYU	50 68	147	H	New Mexico St.	53 66		
												157	A	Idaho St.	56 61		
												187	A	Utah St.	45 56		
												198	N	SIUE	64 71		
												216	H	Seattle U	51 69		
												224	A	UTRGV	55 64		
												224	H	UTRGV	45 64		
												229	A	Grand Canyon	42 60		
												229	H	Grand Canyon	46 62		
												251	H	Weber St.	61 64		
												258	A	Cal Poly	65 77		
												268	A	CSU Bakersfield	39 55		
												268	H	CSU Bakersfield	59 63		
												283	A	Southern Utah	70 64		
												308	H	Denver	72 58		
												310	H	Pepperdine	72 65		
												315	A	UMKC	63 66		
												315	H	UMKC	58 39		
												323	A	Air Force	53 64		
												340	A	Chicago St.	62 59		
												340	H	Chicago St.	73 54		
LAST 12 Division I GAMES:																	
				224	H	UTRGV	45 64					216	H	Seattle U	51 69		
				147	H	New Mexico St.	53 66					147	A	New Mexico St.	46 63		
				229	A	Grand Canyon	42 60					224	A	UTRGV	55 64		
				268	A	CSU Bakersfield	39 55					268	H	CSU Bakersfield	59 63		
				340	H	Chicago St.	73 54					315	A	UMKC	63 66		
				315	H	UMKC	58 39					340	A	Chicago St.	62 59		

Non-Div I Games: Dixie St. 68 56 Antelope Valley 87 47

Utah Valley

Loss, Non-Conf, S Site, H Home A Away N Neutral

Average RPI Win:	215	WON-LOST	WINNING	LAST 10	STRENGTH OF	OPP. STRENGTH	TEAM	ADJ.	CONF.	ADJ CONF.
Average RPI Loss:	103	RECORD	PCT. RANK	GAMES	SCHEDULE	OF SCHEDULE	RPI	RPI	RPI	RPI
DIV. I ONLY	16- 14	158	6- 4	114	127	141	141	12	12	
DIV. I NON-CONF.	7- 6	157	0- 0	110	115	130	130	12	12	
TOTALS	RPI 1-25	RPI 26-50	W-L RECORDS	RPI 51-100	RPI 101-150	RPI 150+				
16- 14	0- 0	0- 2	OVERALL	1- 3	1- 8	14- 1				
9- 6	0- 0	0- 1	HOME	0- 2	0- 3	9- 0				
5- 8	0- 0	0- 0	AWAY	0- 0	1- 0	4- 0				
2- 0	0- 0	0- 0	NEUTRAL	1- 0	0- 0	1- 0				
7- 6	0- 0	0- 0	NON-CONFERENCE	1- 3	0- 3	6- 0				
3- 3	0- 0	0- 0	HOME	0- 2	0- 1	3- 0				
2- 3	0- 0	0- 0	AWAY	0- 1	0- 2	2- 0				
2- 0	0- 0	0- 0	NEUTRAL	1- 0	0- 0	1- 0				
9- 8	0- 0	0- 2	CONFERENCE	0- 0	1- 5	8- 1				
6- 3	0- 0	0- 1	HOME	0- 0	0- 2	6- 0				
3- 5	0- 0	0- 1	AWAY	0- 0	1- 3	2- 1				
0- 0	0- 0	0- 0	NEUTRAL	0- 0	0- 0	0- 0				

RPI S	Opponent	Score	RPI S	Opponent	Score	RPI S	Opponent	Score	RPI S	Opponent	Score	Team's RPI: 141
43	H Dayton	48 68	47	A George Washington	67 81	56	N Villanova	68 66	104	A Saint Louis	72 77	
						60	H IUPUI	62 71	104	H Saint Louis	48 62	
						66	H Minnesota	69 79	110	A Saint Joseph's	58 64	
						82	A Wake Forest	54 60	110	H Saint Joseph's	70 80	
									118	A Old Dominion	60 70	
									119	A Fordham	61 58	
									122	A Ole Miss	57 77	
									137	A Duquesne	51 70	
									150	H Iona	57 59	
									166	H La Salle	61 56	
									176	H Brown	85 72	
									182	A Campbell	66 53	
									192	N American	68 62	
									195	A George Mason	59 70	
									201	H UNCG	65 54	
									231	A Richmond	57 55	
									231	H Richmond	62 55	
									231	H Richmond	72 64	
									241	A St. Bonaventure	77 60	
									252	A Furman	75 61	
									277	H Davidson	54 47	
									284	H Coppin St.	73 44	
									299	H Rhode Island	68 57	
									306	H Massachusetts	55 52	
LAST 12 Division I GAMES:												
231	H Richmond	72 64	43	H Dayton	48 68							
277	H Davidson	54 47	231	A Richmond	57 55							
241	A St. Bonaventure	77 60	306	H Massachusetts	55 52							
110	H Saint Joseph's	70 80	119	A Fordham	61 58							
137	A Duquesne	51 70	299	H Rhode Island	68 57							
104	A Saint Louis	72 77	195	A George Mason	59 70							

Non-Div I Games:

VCU

■ Loss, 
■ Non-Conf, 
■ S Site, 
■ H Home 
■ A Away 
N Neutral



## Valparaiso

Through Games Of March 2, 2017

Average RPI Win:	280	WON-LOST	WINNING	LAST 10	STRENGTH OF	OPP. STRENGTH	TEAM	ADJ.	CONF.	ADJ CONF.
Average RPI Loss:	165	RECORD	PCT. RANK	GAMES	SCHEDULE	OF SCHEDULE	RPI	RPI	RPI	RPI
DIV. I ONLY	7- 20	304	4- 6	238	223	304	304	19	19	
DIV. I NON-CONF.	3- 6	230	0- 0	269	185	279	279	21	21	
TOTALS	RPI 1-25	RPI 26-50	W-L RECORDS	RPI 51-100	RPI 101-150	RPI 150+				
7- 20	0- 1	0- 3	OVERALL	0- 1	0- 4	7- 11				
5- 8	0- 0	0- 1	HOME	0- 0	0- 2	5- 5				
2- 12	0- 0	0- 0	AWAY	0- 0	0- 0	2- 0				
0- 0	0- 0	0- 0	NEUTRAL	0- 0	0- 0	0- 0				
3- 6	0- 1	0- 1	NON-CONFERENCE	0- 1	0- 0	3- 3				
2- 2	0- 0	0- 0	HOME	0- 0	0- 0	2- 2				
1- 4	0- 1	0- 1	AWAY	0- 1	0- 0	1- 1				
0- 0	0- 0	0- 0	NEUTRAL	0- 0	0- 0	0- 0				
4- 14	0- 0	0- 2	CONFERENCE	0- 0	0- 4	4- 8				
3- 6	0- 0	0- 1	HOME	0- 0	0- 2	3- 3				
1- 8	0- 0	0- 1	AWAY	0- 0	0- 2	1- 5				
0- 0	0- 0	0- 0	NEUTRAL	0- 0	0- 0	0- 0				

RPI 1-25				RPI 26-50				RPI 51-100				RPI 101+ Team's RPI: 304			
RPI	S	Opponent	Score	RPI	S	Opponent	Score	RPI	S	Opponent	Score	RPI	S	Opponent	Score
2	A	Notre Dame	54 114	29	A	Green Bay	35 56	97	A	Stetson	75 87	135	A	Wright St.	48 63
				29	H	Green Bay	36 75					135	H	Wright St.	52 65
				45	A	Indiana	58 87					145	A	Oakland	63 104
												145	H	Oakland	60 98
												155	A	Milwaukee	64 80
												155	H	Milwaukee	74 85
												161	A	Detroit Mercy	60 85
												161	H	Detroit Mercy	57 55
												181	A	Cleveland St.	60 71
												181	H	Cleveland St.	62 66
												234	H	Bradley	56 67
												246	H	Liberty	70 68
												250	H	Evansville	65 70
												285	A	Northern Ky.	41 32
												285	H	Northern Ky.	55 70
												296	H	Eastern Ill.	73 68
												311	A	Youngstown St.	70 76
												311	H	Youngstown St.	77 60
												312	A	Illinois St.	56 77
												321	A	Ill.-Chicago	60 74
												321	H	Ill.-Chicago	72 63
												340	A	Chicago St.	53 51
LAST 12 Division I GAMES:															
				321	H	Ill.-Chicago	72 63					181	H	Cleveland St.	62 66
				155	A	Milwaukee	64 80					311	H	Youngstown St.	77 60
				161	H	Detroit Mercy	57 55					321	A	Ill.-Chicago	60 74
				145	H	Oakland	60 98					135	H	Wright St.	52 65
				285	A	Northern Ky.	41 32					285	H	Northern Ky.	55 70
				135	A	Wright St.	48 63					29	A	Green Bay	35 56

Non-Div I Games: Ind.-Kokomo 102 47 Grace (IN) 71 49

Valparaiso

Loss, Non-Conf, S Site, H Home A Away N Neutral

Vanderbilt

Through Games Of March 2, 2017

Average RPI Win:	164	WON-LOST	WINNING	LAST 10	STRENGTH OF	OPP. STRENGTH	TEAM	ADJ.	CONF.	ADJ CONF.
Average RPI Loss:	53	RECORD	PCT. RANK	GAMES	SCHEDULE	OF SCHEDULE	RPI	RPI	RPI	RPI
DIV. I ONLY	14- 16	194	4- 6	42	39	107	107	2	2	
DIV. I NON-CONF.	10- 3	54	0- 0	101	127	51	51	2	2	
TOTALS	RPI 1-25	RPI 26-50	W-L RECORDS	RPI 51-100	RPI 101-150	RPI 150+				
14- 16	1- 8	1- 3	OVERALL	2- 2	2- 2	8- 1				
10- 5	1- 3	1- 1	HOME	2- 1	2- 0	4- 0				
3- 10	0- 5	0- 2	AWAY	0- 1	0- 1	3- 1				
1- 1	0- 0	0- 0	NEUTRAL	0- 0	0- 1	1- 0				
10- 3	1- 1	0- 1	NON-CONFERENCE	2- 0	0- 1	7- 0				
6- 1	1- 1	0- 0	HOME	2- 0	0- 0	3- 0				
3- 2	0- 0	0- 1	AWAY	0- 0	0- 1	3- 0				
1- 0	0- 0	0- 0	NEUTRAL	0- 0	0- 0	1- 0				
4- 13	0- 7	1- 2	CONFERENCE	0- 2	2- 1	1- 1				
4- 4	0- 2	1- 1	HOME	0- 1	2- 0	1- 0				
0- 8	0- 5	0- 1	AWAY	0- 1	0- 0	0- 1				
0- 1	0- 0	0- 0	NEUTRAL	0- 0	0- 1	0- 0				

RPI 1-25				RPI 26-50				RPI 51-100				RPI 101+ Team's RPI: 107			
RPI	S	Opponent	Score	RPI	S	Opponent	Score	RPI	S	Opponent	Score	RPI	S	Opponent	Score
3	A	South Carolina	51 82	32	A	LSU	58 64	64	H	Tulane	74 63	122	H	Ole Miss	85 67
5	A	Mississippi St.	41 86	32	H	LSU	70 68	78	H	Drexel	73 63	126	H	Alabama	87 80
9	H	Duke	77 73	44	H	Auburn	59 64	79	H	Florida	73 93	126	N	Alabama	57 77
12	H	Louisville	66 78	45	A	Indiana	61 94	84	A	Georgia	68 70	144	A	Memphis	59 75
14	A	Kentucky	63 71									169	A	Arkansas	56 59
19	H	Missouri	68 74									169	H	Arkansas	66 64
22	A	Tennessee	63 91									193	H	Robert Morris	75 59
22	H	Tennessee	57 70									198	N	SIUE	73 63
25	A	Texas A&M	72 77									203	A	ETSU	80 72
												226	A	UT Martin	79 77
												278	H	Kennesaw St.	86 54
												280	H	Tennessee Tech	89 57
												323	A	Air Force	75 49
LAST 12 Division I GAMES:															
126	N	Alabama	57 77	5	A	Mississippi St.	41 86								
32	A	LSU	58 64	14	A	Kentucky	63 71								
169	H	Arkansas	66 64	79	H	Florida	73 93								
122	H	Ole Miss	85 67	126	H	Alabama	87 80								
3	A	South Carolina	51 82	22	A	Tennessee	63 91								
32	H	LSU	70 68	169	A	Arkansas	56 59								

Non-Div I Games:

Vanderbilt

Loss, Non-Conf, S Site, H Home A Away N Neutral

Average RPI Win:	265	WON-LOST	WINNING	LAST 10	STRENGTH OF	OPP. STRENGTH	TEAM	ADJ.	CONF.	ADJ CONF.
Average RPI Loss:	159	RECORD	PCT. RANK	GAMES	SCHEDULE	OF SCHEDULE	RPI	RPI	RPI	RPI
DIV. I ONLY	9- 19	265	4- 6	168	276	269	269	22	22	
DIV. I NON-CONF.	3- 9	275	0- 0	155	326	298	298	22	22	
TOTALS	RPI 1-25	RPI 26-50	W-L RECORDS	RPI 51-100	RPI 101-150	RPI 150+				
9- 19	0- 1	0- 1	OVERALL	0- 2	1- 5	8- 10				
7- 7	0- 0	0- 0	HOME	0- 1	1- 1	6- 5				
2- 12	0- 1	0- 1	AWAY	0- 1	0- 4	2- 5				
0- 0	0- 0	0- 0	NEUTRAL	0- 0	0- 0	0- 0				
3- 9	0- 1	0- 1	NON-CONFERENCE	0- 0	0- 2	3- 5				
3- 3	0- 0	0- 0	HOME	0- 0	0- 0	3- 3				
0- 6	0- 1	0- 1	AWAY	0- 0	0- 2	0- 2				
0- 0	0- 0	0- 0	NEUTRAL	0- 0	0- 0	0- 0				
6- 10	0- 0	0- 0	CONFERENCE	0- 2	1- 3	5- 5				
4- 4	0- 0	0- 0	HOME	0- 1	1- 1	3- 2				
2- 6	0- 0	0- 0	AWAY	0- 1	0- 2	2- 3				
0- 0	0- 0	0- 0	NEUTRAL	0- 0	0- 0	0- 0				

RPI	S	Opponent	Score	RPI	S	Opponent	Score	RPI	S	Opponent	Score	RPI	S	Opponent	Score	Team's RPI: 269
17	A	Temple	39 53	39	A	Michigan	56 78	67	A	New Hampshire	47 66	128	A	Albany (NY)	53 64	
								67	H	New Hampshire	49 57	128	H	Albany (NY)	52 67	
												132	A	Yale	48 77	
												139	A	Maine	43 59	
												139	H	Maine	55 52	
												145	A	Oakland	55 79	
												155	H	Milwaukee	44 68	
												176	H	Brown	50 62	
												188	A	Hartford	55 68	
												188	H	Hartford	76 70	
												207	A	UMBC	66 69	
												207	H	UMBC	52 64	
												210	A	Binghamton	61 76	
												210	H	Binghamton	55 64	
												219	A	Howard	57 64	
												221	H	Dartmouth	59 54	
												263	A	Stony Brook	57 43	
												263	H	Stony Brook	53 43	
												264	H	Bryant	57 63	
												307	H	Holy Cross	63 52	
												314	H	NJIT	64 42	
												317	A	Central Conn. St.	76 78	
												344	A	UMass Lowell	61 46	
												344	H	UMass Lowell	60 36	
LAST 12 Division I GAMES:																
263	A	Stony Brook	57 43	188	H	Hartford	76 70									
128	H	Albany (NY)	52 67	139	A	Maine	43 59									
344	H	UMass Lowell	60 36	263	H	Stony Brook	53 43									
207	H	UMBC	52 64	128	A	Albany (NY)	53 64									
67	A	New Hampshire	47 66	344	A	UMass Lowell	61 46									
210	A	Binghamton	61 76	67	H	New Hampshire	49 57									

Non-Div I Games:

Vermont

■ Loss, 
 ■ Non-Conf, S Site, 
 ■ Home 
 ■ Away 
 N Neutral

Villanova

Through Games Of March 2, 2017

Average RPI Win:	165	WON-LOST	WINNING	LAST 10	STRENGTH OF	OPP. STRENGTH	TEAM	ADJ.	CONF.	ADJ CONF.
Average RPI Loss:	42	RECORD	PCT. RANK	GAMES	SCHEDULE	OF SCHEDULE	RPI	RPI	RPI	RPI
DIV. I ONLY	16- 13	140	6- 4	24	69	56	56	7	7	
DIV. I NON-CONF.	5- 6	186	1- 0	5	36	64	64	7	7	
TOTALS	RPI 1-25	RPI 26-50	W-L RECORDS	RPI 51-100	RPI 101-150	RPI 150+				
16- 13	0- 7	0- 3	OVERALL	5- 1	1- 2	10- 0				
8- 5	0- 3	0- 2	HOME	2- 0	0- 0	6- 0				
7- 5	0- 3	0- 1	AWAY	2- 1	1- 0	4- 0				
1- 3	0- 1	0- 0	NEUTRAL	1- 0	0- 2	0- 0				
5- 6	0- 3	0- 1	NON-CONFERENCE	2- 0	1- 2	2- 0				
2- 2	0- 1	0- 1	HOME	0- 0	0- 0	2- 0				
2- 1	0- 1	0- 0	AWAY	1- 0	1- 0	0- 0				
1- 3	0- 1	0- 0	NEUTRAL	1- 0	0- 2	0- 0				
11- 7	0- 4	0- 2	CONFERENCE	3- 1	0- 0	8- 0				
6- 3	0- 2	0- 1	HOME	2- 0	0- 0	4- 0				
5- 4	0- 2	0- 1	AWAY	1- 1	0- 0	4- 0				
0- 0	0- 0	0- 0	NEUTRAL	0- 0	0- 0	0- 0				

RPI 1-25				RPI 26-50				RPI 51-100				RPI 101+			
RPI	S	Opponent	Score	RPI	S	Opponent	Score	RPI	S	Opponent	Score	RPI	S	Opponent	Score
5	N	Mississippi St.	62 108	36	A	Marquette	53 62	63	A	Georgetown	49 54	110	A	Saint Joseph's	62 54
9	A	Duke	50 68	36	H	Marquette	71 77	63	H	Georgetown	71 50	121	N	Troy	85 93
15	A	DePaul	50 77	47	H	George Washington	69 72	71	A	St. John's (NY)	67 56	141	N	VCU	66 68
15	H	DePaul	50 80					71	H	St. John's (NY)	55 50	166	H	La Salle	52 49
17	H	Temple	48 83					73	A	Penn	60 48	186	A	Providence	64 59
21	A	Creighton	46 60					76	N	Purdue	58 44	186	H	Providence	61 43
21	H	Creighton	44 47									190	A	Xavier	72 47
												190	H	Xavier	76 71
												211	A	Seton Hall	87 52
												211	H	Seton Hall	69 52
												267	A	Butler	70 69
												267	H	Butler	61 58
												295	H	Lehigh	59 37
LAST 12 Division I GAMES:															
36	A	Marquette	53 62	186	H	Providence	61 43								
15	A	DePaul	50 77	21	H	Creighton	44 47								
267	H	Butler	61 58	63	A	Georgetown	49 54								
190	H	Xavier	76 71	190	A	Xavier	72 47								
211	A	Seton Hall	87 52	267	A	Butler	70 69								
71	A	St. John's (NY)	67 56	73	A	Penn	60 48								

Non-Div I Games:

Villanova

Loss, Non-Conf, S Site, H Home A Away N Neutral

## Virginia

Through Games Of March 2, 2017

Average RPI Win:	151	WON-LOST	WINNING	LAST 10	STRENGTH OF	OPP. STRENGTH	TEAM	ADJ.	CONF.	ADJ CONF.
Average RPI Loss:	47	RECORD	PCT. RANK	GAMES	SCHEDULE	OF SCHEDULE	RPI	RPI	RPI	RPI
DIV. I ONLY	19- 11	105	5- 5	60	26	51	51	3	3	
DIV. I NON-CONF.	11- 2	23	0- 0	268	67	78	78	4	4	
TOTALS	RPI 1-25	RPI 26-50	W-L RECORDS	RPI 51-100	RPI 101-150	RPI 150+				
19- 11	1- 5	1- 2	OVERALL	7- 2	1- 1	9- 1				
12- 3	1- 2	1- 1	HOME	4- 0	0- 0	6- 0				
5- 7	0- 3	0- 1	AWAY	2- 1	1- 1	2- 1				
2- 1	0- 0	0- 0	NEUTRAL	1- 1	0- 0	1- 0				
11- 2	0- 0	1- 0	NON-CONFERENCE	2- 2	0- 0	8- 0				
7- 0	0- 0	1- 0	HOME	1- 0	0- 0	5- 0				
3- 1	0- 0	0- 0	AWAY	1- 1	0- 0	2- 0				
1- 1	0- 0	0- 0	NEUTRAL	0- 1	0- 0	1- 0				
8- 9	1- 5	0- 2	CONFERENCE	5- 0	1- 1	1- 1				
5- 3	1- 2	0- 1	HOME	3- 0	0- 0	1- 0				
2- 6	0- 3	0- 1	AWAY	1- 0	1- 1	0- 1				
1- 0	0- 0	0- 0	NEUTRAL	1- 0	0- 0	0- 0				

RPI 1-25				RPI 26-50				RPI 51-100				RPI 101+			
RPI	S	Opponent	Score	RPI	S	Opponent	Score	RPI	S	Opponent	Score	RPI	S	Opponent	Score
2	A	Notre Dame	74 82	30	A	Syracuse	49 54	55	H	Georgia Tech	65 64	109	A	Clemson	69 37
9	H	Duke	51 70	35	H	North Carolina St.	48 59	62	A	Northwestern	60 69	116	A	North Carolina	58 67
11	H	Florida St.	60 51	43	H	Dayton	66 56	71	N	St. John's (NY)	55 66	156	A	Pittsburgh	54 62
12	A	Louisville	55 66					77	H	Middle Tenn.	63 51	173	H	Boston College	62 55
12	H	Louisville	81 86					82	H	Wake Forest	60 57	197	N	Nebraska	73 51
16	A	Miami (FL)	52 63					82	N	Wake Forest	61 44	207	H	UMBC	56 30
								84	A	Georgia	66 43	223	H	Rutgers	62 54
								98	A	Virginia Tech	63 55	231	A	Richmond	63 56
								98	H	Virginia Tech	76 27	238	A	Bowling Green	67 47
												261	H	UMES	60 50
												284	H	Coppin St.	103 40
												321	H	Ill.-Chicago	76 39
LAST 12 Division I GAMES:															
				82	N	Wake Forest	61 44	16	A	Miami (FL)	52 63				
				35	H	North Carolina St.	48 59	9	H	Duke	51 70				
				12	A	Louisville	55 66	55	H	Georgia Tech	65 64				
				98	A	Virginia Tech	63 55	2	A	Notre Dame	74 82				
				11	H	Florida St.	60 51	98	H	Virginia Tech	76 27				
				82	H	Wake Forest	60 57	156	A	Pittsburgh	54 62				

Non-Div I Games:

Virginia

■ Loss, 
 ■ Non-Conf, S Site, 
 ■ Home 
 ■ Away 
 N Neutral

Average RPI Win:	173	WON-LOST	WINNING	LAST 10	STRENGTH OF	OPP. STRENGTH	TEAM	ADJ.	CONF.	ADJ CONF.
Average RPI Loss:	43	RECORD	PCT. RANK	GAMES	SCHEDULE	OF SCHEDULE	RPI	RPI	RPI	RPI
DIV. I ONLY	17- 13	132	1- 9	65	46	98	98	3	3	
DIV. I NON-CONF.	13- 0	1	0- 0	257	181	42	42	4	4	
TOTALS	RPI 1-25	RPI 26-50	W-L RECORDS	RPI 51-100	RPI 101-150	RPI 150+				
17- 13	1- 6	1- 2	OVERALL	2- 3	4- 1	9- 1				
12- 6	1- 4	0- 1	HOME	2- 1	2- 0	7- 0				
5- 6	0- 0	1- 0	AWAY	0- 0	2- 0	2- 0				
0- 1	0- 0	0- 0	NEUTRAL	0- 0	0- 1	0- 0				
13- 0	1- 0	1- 0	NON-CONFERENCE	1- 0	2- 0	8- 0				
10- 0	1- 0	0- 0	HOME	1- 0	1- 0	7- 0				
3- 0	0- 0	1- 0	AWAY	0- 0	1- 0	1- 0				
0- 0	0- 0	0- 0	NEUTRAL	0- 0	0- 0	0- 0				
4- 13	0- 6	0- 2	CONFERENCE	1- 3	2- 1	1- 1				
2- 6	0- 4	0- 1	HOME	1- 1	1- 0	0- 0				
2- 6	0- 2	0- 1	AWAY	0- 2	1- 0	1- 1				
0- 1	0- 0	0- 0	NEUTRAL	0- 0	0- 1	0- 0				

RPI 1-25				RPI 26-50				RPI 51-100				Team's RPI: 98	RPI 101+			
RPI	S	Opponent	Score	RPI	S	Opponent	Score	RPI	S	Opponent	Score		RPI	S	Opponent	Score
2	H	Notre Dame	59 76	30	H	Syracuse	72 82	51	A	Virginia	27 76		109	A	Clemson	78 69
9	A	Duke	59 84	35	A	North Carolina St.	71 85	51	H	Virginia	55 63		109	N	Clemson	66 67
11	H	Florida St.	54 82	44	A	Auburn	92 87	55	A	Georgia Tech	81 87		111	A	UCF	67 64
12	H	Louisville	70 88					63	H	Georgetown	73 63		116	H	North Carolina	76 68
16	A	Miami (FL)	75 82					82	H	Wake Forest	72 70		123	H	Radford	71 52
16	H	Miami (FL)	69 79										156	A	Pittsburgh	64 72
22	H	Tennessee	67 63										173	A	Boston College	82 79
													197	H	Nebraska	76 67
													209	A	Col. of Charleston	71 61
													233	H	Presbyterian	67 36
													237	H	UNC Asheville	71 52
													238	H	Bowling Green	98 51
													313	H	Gardner-Webb	76 42
													317	H	Central Conn. St.	81 47
													347	H	Delaware St.	88 48
LAST 12 Division I GAMES:																
				109	N	Clemson	66 67	12	H	Louisville	70 88					
				173	A	Boston College	82 79	55	A	Georgia Tech	81 87					
				16	H	Miami (FL)	69 79	2	H	Notre Dame	59 76					
				51	H	Virginia	55 63	30	H	Syracuse	72 82					
				156	A	Pittsburgh	64 72	51	A	Virginia	27 76					
				35	A	North Carolina St.	71 85	11	H	Florida St.	54 82					

Non-Div I Games:

Virginia Tech

■ Loss, 
 ■ Non-Conf, 
 S Site, 
 ■ Home 
 ■ Away 
 N Neutral

Average RPI Win:	297	WON-LOST	WINNING	LAST 10	STRENGTH OF	OPP. STRENGTH	TEAM	ADJ.	CONF.	ADJ CONF.
Average RPI Loss:	228	RECORD	PCT. RANK	GAMES	SCHEDULE	OF SCHEDULE	RPI	RPI	RPI	RPI
DIV. I ONLY	3- 25	339	3- 7	283	347	343	343	31	31	
DIV. I NON-CONF.	0- 10	335	0- 0	113	296	325	325	32	32	
TOTALS	RPI 1-25	RPI 26-50	W-L RECORDS	RPI 51-100	RPI 101-150	RPI 150+				
3- 25	0- 0	0- 0	OVERALL	0- 3	0- 3	3- 19				
1- 13	0- 0	0- 0	HOME	0- 1	0- 2	1- 10				
2- 12	0- 0	0- 0	AWAY	0- 2	0- 1	2- 9				
0- 0	0- 0	0- 0	NEUTRAL	0- 0	0- 0	0- 0				
0- 10	0- 0	0- 0	NON-CONFERENCE	0- 3	0- 3	0- 4				
0- 5	0- 0	0- 0	HOME	0- 1	0- 2	0- 2				
0- 5	0- 0	0- 0	AWAY	0- 2	0- 1	0- 2				
0- 0	0- 0	0- 0	NEUTRAL	0- 0	0- 0	0- 0				
3- 15	0- 0	0- 0	CONFERENCE	0- 0	0- 0	3- 15				
1- 8	0- 0	0- 0	HOME	0- 0	0- 0	1- 8				
2- 7	0- 0	0- 0	AWAY	0- 0	0- 0	2- 7				
0- 0	0- 0	0- 0	NEUTRAL	0- 0	0- 0	0- 0				

RPI 1-25				RPI 26-50				RPI 51-100				RPI 101+				Team's RPI: 343			
RPI	S	Opponent	Score	RPI	S	Opponent	Score	RPI	S	Opponent	Score	RPI	S	Opponent	Score				
								67	A	New Hampshire	40	73	127	A	Princeton	44	107		
								71	A	St. John's (NY)	34	62	128	H	Albany (NY)	50	75		
								73	H	Penn	39	63	132	H	Yale	52	66		
													159	A	Army West Point	40	85		
													193	A	Robert Morris	41	74		
													193	H	Robert Morris	63	82		
													194	A	Sacred Heart	52	62		
													194	H	Sacred Heart	56	70		
													202	H	Towson	40	69		
													230	A	Saint Francis (PA)	87	71		
													230	H	Saint Francis (PA)	46	67		
													264	A	Bryant	61	70		
													264	H	Bryant	55	58		
													291	A	Mt. St. Mary's	47	66		
													291	H	Mt. St. Mary's	59	70		
													314	A	NJIT	45	68		
													317	A	Central Conn. St.	53	66		
													317	H	Central Conn. St.	71	83		
													324	A	St. Francis Brooklyn	50	63		
													324	H	St. Francis Brooklyn	58	45		
													334	A	LIU Brooklyn	64	69		
													334	H	LIU Brooklyn	58	63		
													338	A	Fairleigh Dickinson	74	66		
													338	H	Fairleigh Dickinson	53	59		
													347	H	Delaware St.	49	61		
LAST 12 Division I GAMES:																			
334	H	LIU Brooklyn	58	63	317	H	Central Conn. St.	71	83	334	A	LIU Brooklyn	58	63	338	A	Fairleigh Dickinson	74	66
264	H	Bryant	55	58	338	A	Fairleigh Dickinson	74	66	338	H	Fairleigh Dickinson	53	59	347	H	Delaware St.	49	61
291	H	Mt. St. Mary's	59	70	324	H	St. Francis Brooklyn	58	45										
324	A	St. Francis Brooklyn	50	63	230	H	Saint Francis (PA)	46	67										
230	A	Saint Francis (PA)	87	71	334	A	LIU Brooklyn	64	69										
193	A	Robert Morris	41	74	194	A	Sacred Heart	52	62										

Non-Div I Games: Staten Island 62 60

Wagner

■ Loss, 
 ■ Non-Conf, 
 ■ S Site, 
 ■ H Home 
 ■ A Away 
 N Neutral

## Wake Forest

Through Games Of March 2, 2017

Average RPI Win:	155	WON-LOST	WINNING	LAST 10	STRENGTH OF	OPP. STRENGTH	TEAM	ADJ.	CONF.	ADJ CONF.
Average RPI Loss:	49	RECORD	PCT. RANK	GAMES	SCHEDULE	OF SCHEDULE	RPI	RPI	RPI	RPI
DIV. I ONLY	15- 15	169	2- 8	30	38	82	82	3	3	
DIV. I NON-CONF.	9- 4	85	0- 0	166	87	88	88	4	4	
TOTALS	RPI 1-25	RPI 26-50	W-L RECORDS	RPI 51-100	RPI 101-150	RPI 150+				
15- 15	0- 6	2- 4	OVERALL	1- 3	4- 1	8- 1				
11- 5	0- 3	0- 1	HOME	1- 0	3- 1	7- 0				
4- 9	0- 3	2- 3	AWAY	0- 2	1- 0	1- 1				
0- 1	0- 0	0- 0	NEUTRAL	0- 1	0- 0	0- 0				
9- 4	0- 0	1- 2	NON-CONFERENCE	0- 0	2- 1	6- 1				
7- 1	0- 0	0- 0	HOME	0- 0	2- 1	5- 0				
2- 3	0- 0	1- 2	AWAY	0- 0	0- 0	1- 1				
0- 0	0- 0	0- 0	NEUTRAL	0- 0	0- 0	0- 0				
6- 11	0- 6	1- 2	CONFERENCE	1- 3	2- 0	2- 0				
4- 4	0- 3	0- 1	HOME	1- 0	1- 0	2- 0				
2- 6	0- 3	1- 1	AWAY	0- 2	1- 0	0- 0				
0- 1	0- 0	0- 0	NEUTRAL	0- 1	0- 0	0- 0				

RPI 1-25				RPI 26-50				RPI 51-100				Team's RPI: 82				RPI 101+				
RPI	S	Opponent	Score	RPI	S	Opponent	Score	RPI	S	Opponent	Score	RPI	S	Opponent	Score	RPI	S	Opponent	Score	
2	A	Notre Dame	72 92	28	A	Elon	78 68	51	A	Virginia	57 60	109	H	Clemson	68 56					
9	A	Duke	43 71	30	A	Syracuse	64 85	51	N	Virginia	44 61	116	A	North Carolina	80 77					
9	H	Duke	53 79	32	A	LSU	57 60	55	H	Georgia Tech	70 65	123	H	Radford	60 68					
11	A	Florida St.	60 102	35	A	North Carolina St.	89 77	98	A	Virginia Tech	70 72	131	H	Navy	75 65					
12	H	Louisville	46 75	35	H	North Carolina St.	50 65					141	H	VCU	60 54					
16	H	Miami (FL)	56 79	41	A	James Madison	76 83					156	H	Pittsburgh	57 48					
																173	H	Boston College	71 55	
																190	H	Xavier	58 45	
																205	A	Illinois	79 70	
																211	A	Seton Hall	63 70	
																223	H	Rutgers	55 43	
																227	H	Samford	51 40	
																252	H	Furman	59 52	
																289	H	Eastern Mich.	89 61	



## Washington

Through Games Of March 2, 2017

Washington

Through Games of March 17, 1917

Average RPI Win:	110	WON-LOST	WINNING	LAST 10	STRENGTH OF	OPP. STRENGTH	TEAM	ADJ.	CONF.	ADJ CONF.
Average RPI Loss:	7	RECORD	PCT. RANK	GAMES	SCHEDULE	OF SCHEDULE	RPI	RPI	RPI	RPI
DIV. I ONLY	27- 4	7	7- 3	26	24	7	7	1	1	
DIV. I NON-CONF.	12- 1	7	0- 1	46	118	6	6	1	1	
TOTALS	RPI 1-25	RPI 26-50	W-L RECORDS	RPI 51-100	RPI 101-150	RPI 150+				
27- 4	2- 4	4- 0	OVERALL	11- 0	4- 0	6- 0				
16- 1	2- 1	2- 0	HOME	6- 0	3- 0	3- 0				
11- 3	0- 3	2- 0	AWAY	5- 0	1- 0	3- 0				
0- 0	0- 0	0- 0	NEUTRAL	0- 0	0- 0	0- 0				
12- 1	1- 1	1- 0	NON-CONFERENCE	2- 0	2- 0	6- 0				
8- 0	1- 0	1- 0	HOME	1- 0	2- 0	3- 0				
4- 1	0- 1	0- 0	AWAY	1- 0	0- 0	3- 0				
0- 0	0- 0	0- 0	NEUTRAL	0- 0	0- 0	0- 0				
15- 3	1- 3	3- 0	CONFERENCE	9- 0	2- 0	0- 0				
8- 1	1- 1	1- 0	HOME	5- 0	1- 0	0- 0				
7- 2	0- 2	2- 0	AWAY	4- 0	1- 0	0- 0				
0- 0	0- 0	0- 0	NEUTRAL	0- 0	0- 0	0- 0				

RPI	S	Opponent	Score	RPI	S	Opponent	Score	RPI	S	Opponent	Score	RPI	S	Opponent	Score
2	A	Notre Dame	60 71	31	A	Arizona St.	65 54	52	H	California	90 67	129	A	Arizona	90 73
6	A	Oregon St.	70 73	31	H	Arizona St.	70 57	58	H	Boise St.	92 66	129	H	Arizona	91 55
8	H	Stanford	68 72	40	A	Oregon	99 77	74	A	Utah	82 53	138	H	Eastern Wash.	100 52
10	A	UCLA	79 90	48	H	Colorado St.	101 68	74	H	Utah	84 77	140	H	Idaho	105 53
10	H	UCLA	82 70					86	A	BYU	82 70	159	H	CSUN	101 44
19	H	Missouri	79 66					87	A	Southern California	87 74	177	H	Fresno St.	85 54
								87	H	Southern California	77 67	216	A	Seattle U	94 64
								95	A	Washington St.	87 44	229	A	Grand Canyon	101 66
								95	H	Washington St.	94 63	276	A	Portland	83 53
								100	A	Colorado	79 75	301	H	Savannah St.	87 36
								100	H	Colorado	79 46				
LAST 12 Division I GAMES:															
2	A	Notre Dame	60 71	129	H	Arizona	91 55								
74	H	Utah	84 77	100	A	Colorado	79 75								
100	H	Colorado	79 46	74	A	Utah	82 53								
87	A	Southern California	87 74	8	H	Stanford	68 72								
10	A	UCLA	79 90	52	H	California	90 67								
31	H	Arizona St.	70 57	95	A	Washington St.	87 44								

Non-Div I Games:

Washington

■ Loss, 
 ■ Non-Conf, S Site, 
 ■ Home 
 ■ Away 
 N Neutral

Average RPI Win:	111	WON-LOST	WINNING	LAST 10	STRENGTH OF	OPP. STRENGTH	TEAM	ADJ.	CONF.	ADJ CONF.
Average RPI Loss:	53	RECORD	PCT. RANK	GAMES	SCHEDULE	OF SCHEDULE	RPI	RPI	RPI	RPI
DIV. I ONLY	12- 18	231	4- 6	9	12	95	95	1	1	
DIV. I NON-CONF.	5- 6	186	0- 0	18	77	103	103	1	1	
TOTALS	RPI 1-25	RPI 26-50	W-L RECORDS	RPI 51-100	RPI 101-150	RPI 150+				
12- 18	1- 7	1- 2	OVERALL	5- 6	2- 3	3- 0				
8- 7	1- 2	0- 1	HOME	3- 3	2- 1	2- 0				
2- 10	0- 4	1- 1	AWAY	1- 3	0- 2	0- 0				
2- 1	0- 1	0- 0	NEUTRAL	1- 0	0- 0	1- 0				
5- 6	0- 2	0- 0	NON-CONFERENCE	0- 3	2- 1	3- 0				
4- 2	0- 0	0- 0	HOME	0- 2	2- 0	2- 0				
0- 3	0- 1	0- 0	AWAY	0- 1	0- 1	0- 0				
1- 1	0- 1	0- 0	NEUTRAL	0- 0	0- 0	1- 0				
7- 12	1- 5	1- 2	CONFERENCE	5- 3	0- 2	0- 0				
4- 5	1- 2	0- 1	HOME	3- 1	0- 1	0- 0				
2- 7	0- 3	1- 1	AWAY	1- 2	0- 1	0- 0				
1- 0	0- 0	0- 0	NEUTRAL	1- 0	0- 0	0- 0				

RPI 1-25				RPI 26-50				RPI 51-100				Team's RPI: 95	RPI 101+			
RPI	S	Opponent	Score	RPI	S	Opponent	Score	RPI	S	Opponent	Score		RPI	S	Opponent	Score
6	A	Oregon St.	58 80	31	A	Arizona St.	49 68	52	H	California	84 79		104	A	Saint Louis	70 73
7	A	Washington	63 94	31	H	Arizona St.	58 61	58	H	Boise St.	73 77		120	H	St. Mary's (CA)	85 69
7	H	Washington	44 87	40	A	Oregon	75 59	68	H	Oklahoma St.	72 79		129	A	Arizona	55 56
8	H	Stanford	54 76					74	A	Utah	61 55		129	H	Arizona	62 70
10	A	UCLA	48 67					74	H	Utah	57 74		136	H	San Francisco	73 35
10	H	UCLA	82 73					75	A	Gonzaga	61 79		197	N	Nebraska	79 65
14	A	Kentucky	67 69					87	A	Southern California	64 80		206	H	Loyola Marymount	92 45
20	N	Maryland	69 79					87	H	Southern California	74 57		215	H	San Diego	83 73
								100	A	Colorado	58 70					
								100	H	Colorado	67 56					
								100	N	Colorado	79 78					
LAST 12 Division I GAMES:																
				100	N	Colorado	79 78	31	H	Arizona St.	58 61					
				100	H	Colorado	67 56	74	A	Utah	61 55					
				74	H	Utah	57 74	100	A	Colorado	58 70					
				10	A	UCLA	48 67	52	H	California	84 79					
				87	A	Southern California	64 80	8	H	Stanford	54 76					
				129	H	Arizona	62 70	7	H	Washington	44 87					

Non-Div I Games:

Washington St.

■ Loss, 
 ■ Non-Conf, 
 S Site, 
 ■ Home 
 ■ Away 
 N Neutral

Average RPI Win:	<b>282</b>	WON-LOST	WINNING	LAST 10	STRENGTH OF	OPP. STRENGTH	TEAM	ADJ.	CONF.	ADJ CONF.
Average RPI Loss:	<b>136</b>	RECORD	PCT. RANK	GAMES	SCHEDULE	OF SCHEDULE	RPI	RPI	RPI	RPI
DIV. I ONLY	<b>10- 16</b>	<b>241</b>	<b>4- 6</b>	<b>256</b>	<b>220</b>	<b>251</b>	<b>251</b>	<b>20</b>	<b>20</b>	
DIV. I NON-CONF.	<b>4- 5</b>	<b>198</b>	<b>0- 0</b>	<b>307</b>	<b>211</b>	<b>240</b>	<b>240</b>	<b>18</b>	<b>18</b>	
TOTALS	RPI 1-25	RPI 26-50	W-L RECORDS	RPI 51-100	RPI 101-150	RPI 150+				
10- 16	0- 0	0- 0	OVERALL	0- 4	0- 8	10- 4				
5- 7	0- 0	0- 0	HOME	0- 1	0- 4	5- 2				
5- 8	0- 0	0- 0	AWAY	0- 2	0- 4	5- 2				
0- 1	0- 0	0- 0	NEUTRAL	0- 1	0- 0	0- 0				
4- 5	0- 0	0- 0	NON-CONFERENCE	0- 3	0- 0	4- 2				
1- 2	0- 0	0- 0	HOME	0- 0	0- 0	1- 2				
3- 2	0- 0	0- 0	AWAY	0- 2	0- 0	3- 0				
0- 1	0- 0	0- 0	NEUTRAL	0- 1	0- 0	0- 0				
6- 11	0- 0	0- 0	CONFERENCE	0- 1	0- 8	6- 2				
4- 5	0- 0	0- 0	HOME	0- 1	0- 4	4- 0				
2- 6	0- 0	0- 0	AWAY	0- 0	0- 4	2- 2				
0- 0	0- 0	0- 0	NEUTRAL	0- 0	0- 0	0- 0				

RPI S	Opponent	Score	RPI S	Opponent	Score	RPI S	Opponent	Score	RPI S	Opponent	Score	Team's RPI: 251
						74	A Utah	52 <b>71</b>	108	A North Dakota	67 <b>83</b>	
						80	H Montana St.	68 <b>83</b>	108	H North Dakota	65 <b>70</b>	
						86	A BYU	64 <b>73</b>	124	A Northern Colo.	62 <b>86</b>	
						97	N Stetson	68 <b>70</b>	124	H Northern Colo.	79 <b>88</b>	
									138	A Eastern Wash.	85 <b>99</b>	
									138	H Eastern Wash.	42 <b>70</b>	
									140	A Idaho	77 <b>95</b>	
									140	H Idaho	77 <b>82</b>	
									157	A Idaho St.	52 <b>57</b>	
									157	H Idaho St.	50 43	
									159	H CSUN	78 <b>89</b>	
									177	H Fresno St.	57 <b>60</b>	
									245	H Portland St.	85 75	
									276	H Portland	76 37	
									281	H Sacramento St.	66 60	
									283	A Southern Utah	73 68	
									290	A Northern Ariz.	75 64	
									305	A FIU	64 61	
									323	A Air Force	76 61	
									328	A Montana	46 <b>71</b>	
									328	H Montana	74 58	
									333	A Utah Valley	64 61	
LAST 12 Division I GAMES:												
			328	A Montana	46 <b>71</b>		281	H Sacramento St.	66 60			
			140	H Idaho	77 <b>82</b>		290	A Northern Ariz.	75 64			
			138	H Eastern Wash.	42 <b>70</b>		283	A Southern Utah	73 68			
			108	A North Dakota	67 <b>83</b>		157	A Idaho St.	52 <b>57</b>			
			124	A Northern Colo.	62 <b>86</b>		124	H Northern Colo.	79 <b>88</b>			
			245	H Portland St.	85 75		108	H North Dakota	65 <b>70</b>			

Non-Div I Games: Cal St. San B'dino 75 69 Westminster (UT) 81 68

Weber St.

■ Loss, 
 ■ Non-Conf, 
 ■ S Site, 
 ■ Home 
 ■ Away 
 N Neutral

## West Virginia

## Through Games Of March 2, 2017

Average RPI Win:	181	WON-LOST	WINNING	LAST 10	STRENGTH OF	OPP. STRENGTH	TEAM	ADJ.	CONF.	ADJ CONF.
Average RPI Loss:	34	RECORD	PCT. RANK	GAMES	SCHEDULE	OF SCHEDULE	RPI	RPI	RPI	RPI
DIV. I ONLY	20- 10	88	5- 5	77	51	65	65	4	4	
DIV. I NON-CONF.	12- 0	1	0- 0	271	321	53	53	3	3	
TOTALS	RPI 1-25	RPI 26-50	W-L RECORDS	RPI 51-100	RPI 101-150	RPI 150+				
20- 10	2- 6	1- 2	OVERALL	1- 1	4- 1	12- 0				
15- 3	2- 2	0- 1	HOME	1- 0	3- 0	9- 0				
2- 7	0- 4	0- 1	AWAY	0- 1	1- 1	1- 0				
3- 0	0- 0	1- 0	NEUTRAL	0- 0	0- 0	2- 0				
12- 0	0- 0	1- 0	NON-CONFERENCE	0- 0	1- 0	10- 0				
9- 0	0- 0	0- 0	HOME	0- 0	1- 0	8- 0				
0- 0	0- 0	0- 0	AWAY	0- 0	0- 0	0- 0				
3- 0	0- 0	1- 0	NEUTRAL	0- 0	0- 0	2- 0				
8- 10	2- 6	0- 2	CONFERENCE	1- 1	3- 1	2- 0				
6- 3	2- 2	0- 1	HOME	1- 0	2- 0	1- 0				
2- 7	0- 4	0- 1	AWAY	0- 1	1- 1	1- 0				
0- 0	0- 0	0- 0	NEUTRAL	0- 0	0- 0	0- 0				

RPI 1-25				RPI 26-50				RPI 51-100				RPI 101+			
RPI	S	Opponent	Score	RPI	S	Opponent	Score	RPI	S	Opponent	Score	RPI	S	Opponent	Score
4	A	Baylor	73 79	44	N	Auburn	56 52	68	A	Oklahoma St.	63 67	102	A	Texas Tech	66 75
4	H	Baylor	56 91	49	A	Iowa St.	53 68	68	H	Oklahoma St.	79 53	102	H	Texas Tech	89 79
13	A	Texas	54 69	49	H	Iowa St.	55 80					122	H	Ole Miss	66 61
13	H	Texas	63 73									149	A	TCU	83 61
18	A	Oklahoma	87 90									149	H	TCU	77 73
18	H	Oklahoma	83 73									164	N	East Carolina	79 47
23	A	Kansas St.	71 86									171	A	Kansas	62 51
23	H	Kansas St.	66 59									171	H	Kansas	73 54
												185	H	Morehead St.	94 53
												219	H	Howard	95 49
												243	H	High Point	82 59
												253	H	Charleston So.	88 38
												284	H	Coppin St.	69 39
												291	H	Mt. St. Mary's	77 45
												292	N	N.C. A&T	80 64
												319	H	USC Upstate	91 33
												345	H	Longwood	107 40
LAST 12 Division I GAMES:															
171	H	Kansas	73 54	18	A	Oklahoma	87 90								
68	A	Oklahoma St.	63 67	49	H	Iowa St.	55 80								
149	H	TCU	77 73	13	A	Texas	54 69								
49	A	Iowa St.	53 68	102	H	Texas Tech	89 79								
23	H	Kansas St.	66 59	4	A	Baylor	73 79								
68	H	Oklahoma St.	79 53	171	A	Kansas	62 51								

Non-Div I Games:

West Virginia

■ Loss, 
 ■ Non-Conf, S Site, 
 ■ Home 
 ■ Away 
 N Neutral

Average RPI Win:	257	WON-LOST	WINNING	LAST 10	STRENGTH OF	OPP. STRENGTH	TEAM	ADJ.	CONF.	ADJ CONF.
Average RPI Loss:	160	RECORD	PCT. RANK	GAMES	SCHEDULE	OF SCHEDULE	RPI	RPI	RPI	RPI
DIV. I ONLY	7- 22	309	3- 7	127	254	279	279	17	17	
DIV. I NON-CONF.	4- 10	259	0- 0	146	304	245	245	20	20	
TOTALS	RPI 1-25	RPI 26-50	W-L RECORDS	RPI 51-100	RPI 101-150	RPI 150+				
7- 22	0- 1	0- 0	OVERALL	0- 6	0- 4	7- 11				
5- 7	0- 0	0- 0	HOME	0- 2	0- 0	5- 5				
2- 12	0- 1	0- 0	AWAY	0- 3	0- 2	2- 6				
0- 3	0- 0	0- 0	NEUTRAL	0- 1	0- 2	0- 0				
4- 10	0- 1	0- 0	NON-CONFERENCE	0- 1	0- 4	4- 4				
2- 3	0- 0	0- 0	HOME	0- 0	0- 0	2- 3				
2- 5	0- 1	0- 0	AWAY	0- 1	0- 2	2- 1				
0- 2	0- 0	0- 0	NEUTRAL	0- 0	0- 2	0- 0				
3- 12	0- 0	0- 0	CONFERENCE	0- 5	0- 0	3- 7				
3- 4	0- 0	0- 0	HOME	0- 2	0- 0	3- 2				
0- 7	0- 0	0- 0	AWAY	0- 2	0- 0	0- 5				
0- 1	0- 0	0- 0	NEUTRAL	0- 1	0- 0	0- 0				

RPI 1-25				RPI 26-50				RPI 51-100				RPI 101+ Team's RPI: 279			
RPI	S	Opponent	Score	RPI	S	Opponent	Score	RPI	S	Opponent	Score	RPI	S	Opponent	Score
11	A	Florida St.	41 90					81	A	Chattanooga	46 67	109	A	Clemson	63 78
								81	H	Chattanooga	48 60	123	A	Radford	39 67
								81	N	Chattanooga	41 85	136	N	San Francisco	52 73
								84	A	Georgia	43 78	137	N	Duquesne	50 65
								89	A	Mercer	53 84	182	H	Campbell	48 50
								89	H	Mercer	57 59	201	A	UNCG	45 62
												201	H	UNCG	77 73
												203	A	ETSU	57 76
												203	H	ETSU	55 72
												226	H	UT Martin	72 84
												227	A	Samford	50 51
												227	H	Samford	42 49
												236	A	Wofford	59 68
												236	H	Wofford	69 66
												237	A	UNC Asheville	53 62
												243	H	High Point	73 64
												252	A	Furman	44 73
												252	H	Furman	75 72
												253	H	Charleston So.	58 53
												282	A	Eastern Ky.	72 61
												313	H	Gardner-Webb	60 68
												331	A	Florida A&M	62 61
LAST 12 Division I GAMES:															
				81	N	Chattanooga	41 85	236	H	Wofford	69 66				
				201	H	UNCG	77 73	252	H	Furman	75 72				
				81	H	Chattanooga	48 60	201	A	UNCG	45 62				
				203	H	ETSU	55 72	203	A	ETSU	57 76				
				227	A	Samford	50 51	81	A	Chattanooga	46 67				
				89	A	Mercer	53 84	89	H	Mercer	57 59				

Non-Div I Games: North Greenville 95 48

Western Caro.

■ Loss, 
 ■ Non-Conf, S Site, 
 ■ Home 
 ■ Away 
 N Neutral

Average RPI Win:	223	WON-LOST	WINNING	LAST 10	STRENGTH OF	OPP. STRENGTH	TEAM	ADJ.	CONF.	ADJ CONF.
Average RPI Loss:	61	RECORD	PCT. RANK	GAMES	SCHEDULE	OF SCHEDULE	RPI	RPI	RPI	RPI
DIV. I ONLY	21- 6	30	8- 2	243	139	69	69	11	11	
DIV. I NON-CONF.	8- 3	67	0- 0	285	192	94	94	10	10	
TOTALS	RPI 1-25	RPI 26-50	W-L RECORDS	RPI 51-100	RPI 101-150	RPI 150+				
21- 6	0- 1	1- 2	OVERALL	3- 2	0- 0	17- 1				
11- 1	0- 0	1- 0	HOME	2- 1	0- 0	8- 0				
10- 5	0- 0	0- 0	AWAY	1- 0	0- 0	9- 0				
0- 0	0- 0	0- 0	NEUTRAL	0- 0	0- 0	0- 0				
8- 3	0- 1	0- 1	NON-CONFERENCE	1- 0	0- 0	7- 1				
4- 0	0- 0	0- 0	HOME	1- 0	0- 0	3- 0				
4- 3	0- 1	0- 1	AWAY	0- 0	0- 0	4- 1				
0- 0	0- 0	0- 0	NEUTRAL	0- 0	0- 0	0- 0				
13- 3	0- 0	1- 1	CONFERENCE	2- 2	0- 0	10- 0				
7- 1	0- 0	1- 0	HOME	1- 1	0- 0	5- 0				
6- 2	0- 0	0- 1	AWAY	1- 1	0- 0	5- 0				
0- 0	0- 0	0- 0	NEUTRAL	0- 0	0- 0	0- 0				

RPI 1-25				RPI 26-50				RPI 51-100				Team's RPI: 69	RPI 101+			
RPI	S	Opponent	Score	RPI	S	Opponent	Score	RPI	S	Opponent	Score		RPI	S	Opponent	Score
19	A	Missouri	68 71	33	A	South Dakota St.	58 73	60	A	IUPUI	52 66		152	A	Oral Roberts	76 62
				33	H	South Dakota St.	83 77	60	H	IUPUI	72 76		152	H	Oral Roberts	76 72
				36	A	Marquette	61 77	61	A	South Dakota	86 78		155	A	Milwaukee	68 76
								61	H	South Dakota	81 75		158	A	Omaha	78 74
								88	H	Northern Ill.	83 79		158	H	Omaha	80 63
													198	A	SIUE	76 74
													234	H	Bradley	91 77
													266	A	Southeast Mo. St.	100 87
													296	H	Eastern Ill.	83 62
													300	A	North Dakota St.	87 60
													300	H	North Dakota St.	110 81
													308	A	Denver	80 68
													308	H	Denver	87 62
													312	H	Illinois St.	80 50
													315	A	UMKC	78 65
													318	A	Fort Wayne	75 53
													318	H	Fort Wayne	77 51
													340	A	Chicago St.	54 50
LAST 12 Division I GAMES:																
				61	H	South Dakota	81 75						152	A	Oral Roberts	76 62
				318	H	Fort Wayne	77 51						61	A	South Dakota	86 78
				33	H	South Dakota St.	83 77						60	H	IUPUI	72 76
				308	A	Denver	80 68						33	A	South Dakota St.	58 73
				300	A	North Dakota St.	87 60						300	H	North Dakota St.	110 81
				158	H	Omaha	80 63						158	A	Omaha	78 74

Non-Div I Games: Graceland (IA) 118 40 Monmouth (IL) 113 29

Western Ill.

Average RPI Win:	193	WON-LOST	WINNING	LAST 10	STRENGTH OF	OPP. STRENGTH	TEAM	ADJ.	CONF.	ADJ CONF.
Average RPI Loss:	80	RECORD	PCT. RANK	GAMES	SCHEDULE	OF SCHEDULE	RPI	RPI	RPI	RPI
DIV. I ONLY	23- 6	25	9- 0	113	125	42	42	14	14	
DIV. I NON-CONF.	8- 4	97	1- 0	114	128	89	89	15	15	
TOTALS	RPI 1-25	RPI 26-50	W-L RECORDS	RPI 51-100	RPI 101-150	RPI 150+				
23- 6	0- 2	1- 1	OVERALL	2- 1	7- 1	13- 1				
14- 1	0- 0	1- 0	HOME	1- 1	5- 0	7- 0				
8- 3	0- 1	0- 0	AWAY	1- 0	1- 1	6- 1				
1- 2	0- 1	0- 1	NEUTRAL	0- 0	1- 0	0- 0				
8- 4	0- 2	1- 1	NON-CONFERENCE	0- 1	2- 0	5- 0				
5- 1	0- 0	1- 0	HOME	0- 1	1- 0	3- 0				
2- 1	0- 1	0- 0	AWAY	0- 0	0- 0	2- 0				
1- 2	0- 1	0- 1	NEUTRAL	0- 0	1- 0	0- 0				
15- 2	0- 0	0- 0	CONFERENCE	2- 0	5- 1	8- 1				
9- 0	0- 0	0- 0	HOME	1- 0	4- 0	4- 0				
6- 2	0- 0	0- 0	AWAY	1- 0	1- 1	4- 1				
0- 0	0- 0	0- 0	NEUTRAL	0- 0	0- 0	0- 0				

RPI 1-25				RPI 26-50				Team's RPI: 42				RPI 51-100				RPI 101+			
RPI	S	Opponent	Score	RPI	S	Opponent	Score	RPI	S	Opponent	Score	RPI	S	Opponent	Score	RPI	S	Opponent	Score
12	A	Louisville	61 68	45	H	Indiana	85 74	77	A	Middle Tenn.	82 75	105	N	Kent St.	79 73				
15	N	DePaul	69 77	47	N	George Washington	49 68	77	H	Middle Tenn.	66 51	112	A	Charlotte	85 89				
								99	H	UT Arlington	68 71	112	H	Charlotte	75 74				
												114	H	Ball St.	68 61				
												118	A	Old Dominion	67 62				
												118	H	Old Dominion	79 73				
												124	H	Southern Miss.	79 53				
												143	H	Louisiana Tech	67 58				
												180	A	UAB	62 52				
												180	H	UAB	60 48				
												183	A	North Texas	75 55				
												196	A	UTSA	77 80				
												209	H	Col. of Charleston	89 76				
												256	A	Marshall	78 64				
												256	H	Marshall	73 57				
												260	A	Austin Peay	85 65				
												282	A	Eastern Ky.	90 63				
												298	H	Lipscomb	87 35				
												303	A	UTEP	71 54				
												305	H	FIU	90 38				
												337	H	Fla. Atlantic	76 55				
												349	H	Alabama A&M	96 32				
LAST 12 Division I GAMES:																			
105	N	Kent St.	79 73	256	A	Marshall	78 64												
183	A	North Texas	75 55	124	H	Southern Miss.	79 53												
118	H	Old Dominion	79 73	143	H	Louisiana Tech	67 58												
112	H	Charlotte	75 74	196	A	UTSA	77 80												
180	A	UAB	62 52	303	A	UTEP	71 54												
77	A	Middle Tenn.	82 75	256	H	Marshall	73 57												

Non-Div I Games:

Western Ky.

■ Loss, 
 ■ Non-Conf, 
 ■ S Site, 
 ■ Home 
 ■ A Away 
 N Neutral

Average RPI Win:	270	WON-LOST	WINNING	LAST 10	STRENGTH OF	OPP. STRENGTH	TEAM	ADJ.	CONF.	ADJ CONF.
Average RPI Loss:	72	RECORD	PCT. RANK	GAMES	SCHEDULE	OF SCHEDULE	RPI	RPI	RPI	RPI
DIV. I ONLY	16- 12	129	2- 8	301	104	184	184	10	10	
DIV. I NON-CONF.	9- 2	37	0- 0	349	155	187	187	11	11	
TOTALS	RPI 1-25	RPI 26-50	W-L RECORDS	RPI 51-100	RPI 101-150	RPI 150+				
16- 12	0- 0	0- 4	OVERALL	0- 5	0- 3	16- 0				
7- 6	0- 0	0- 2	HOME	0- 2	0- 2	7- 0				
8- 6	0- 0	0- 0	AWAY	0- 1	0- 0	8- 0				
1- 0	0- 0	0- 0	NEUTRAL	0- 0	0- 0	1- 0				
9- 2	0- 0	0- 2	NON-CONFERENCE	0- 0	0- 0	9- 0				
4- 1	0- 0	0- 1	HOME	0- 0	0- 0	4- 0				
4- 1	0- 0	0- 1	AWAY	0- 0	0- 0	4- 0				
1- 0	0- 0	0- 0	NEUTRAL	0- 0	0- 0	1- 0				
7- 10	0- 0	0- 2	CONFERENCE	0- 5	0- 3	7- 0				
3- 5	0- 0	0- 1	HOME	0- 2	0- 2	3- 0				
4- 5	0- 0	0- 1	AWAY	0- 3	0- 1	4- 0				
0- 0	0- 0	0- 0	NEUTRAL	0- 0	0- 0	0- 0				

RPI S	Opponent	Score	RPI S	Opponent	Score	RPI S	Opponent	Score	RPI S	Opponent	Score	Team's RPI: 184
37	A Central Mich.	83 94	54	A Ohio	67 80	105	H Kent St.	67 71				
37	H Central Mich.	73 94	70	A Toledo	67 75	114	A Ball St.	56 61				
39	A Michigan	40 66	70	H Toledo	66 72	114	H Ball St.	72 83				
46	H Michigan St.	64 68	88	A Northern Ill.	62 67	161	A Detroit Mercy	75 65				
			92	H Buffalo	47 62	234	H Bradley	83 64				
						238	A Bowling Green	74 53				
						238	H Bowling Green	75 58				
						239	A Miami (OH)	85 60				
						242	A Akron	73 57				
						242	H Akron	73 60				
						277	H Davidson	76 63				
						282	N Eastern Ky.	74 59				
						289	A Eastern Mich.	76 67				
						289	H Eastern Mich.	70 60				
						300	A North Dakota St.	68 63				
						315	A UMKC	66 54				
						318	H Fort Wayne	61 35				
						322	H Loyola Chicago	65 53				
						340	A Chicago St.	64 51				
LAST 12 Division I GAMES:												
37	H Central Mich.	73 94	70	H Toledo	66 72							
70	A Toledo	67 75	88	A Northern Ill.	62 67							
114	H Ball St.	72 83	92	H Buffalo	47 62							
289	H Eastern Mich.	70 60	54	A Ohio	67 80							
238	A Bowling Green	74 53	242	A Akron	73 57							
37	A Central Mich.	83 94	105	H Kent St.	67 71							

Non-Div I Games:

Western Mich.



Average RPI Win:	235	WON-LOST	WINNING	LAST 10	STRENGTH OF	OPP. STRENGTH	TEAM	ADJ.	CONF.	ADJ CONF.
Average RPI Loss:	117	RECORD	PCT. RANK	GAMES	SCHEDULE	OF SCHEDULE	RPI	RPI	RPI	RPI
DIV. I ONLY	14- 14	169	6- 4	178	137	191	191	16	16	
DIV. I NON-CONF.	5- 6	186	0- 0	70	58	163	163	14	14	
TOTALS	RPI 1-25	RPI 26-50	W-L RECORDS	RPI 51-100	RPI 101-150	RPI 150+				
14- 14	1- 2	0- 2	OVERALL	0- 4	1- 0	12- 6				
9- 6	1- 0	0- 2	HOME	0- 1	1- 0	7- 3				
4- 6	0- 1	0- 0	AWAY	0- 2	0- 0	4- 3				
1- 2	0- 1	0- 0	NEUTRAL	0- 1	0- 0	1- 0				
5- 6	1- 2	0- 1	NON-CONFERENCE	0- 2	1- 0	3- 1				
4- 2	1- 0	0- 1	HOME	0- 0	1- 0	2- 1				
0- 2	0- 1	0- 0	AWAY	0- 1	0- 0	0- 0				
1- 2	0- 1	0- 0	NEUTRAL	0- 1	0- 0	1- 0				
9- 8	0- 0	0- 1	CONFERENCE	0- 2	0- 0	9- 5				
5- 4	0- 0	0- 1	HOME	0- 1	0- 0	5- 2				
4- 4	0- 0	0- 0	AWAY	0- 1	0- 0	4- 3				
0- 0	0- 0	0- 0	NEUTRAL	0- 0	0- 0	0- 0				

RPI 1-25				RPI 26-50				RPI 51-100				RPI 101+ Team's RPI: 191			
RPI	S	Opponent	Score	RPI	S	Opponent	Score	RPI	S	Opponent	Score	RPI	S	Opponent	Score
8	N	Stanford	39 87	26	H	Drake	78 83	53	A	UNI	37 62	106	H	Abilene Christian	81 62
19	A	Missouri	57 64	33	H	South Dakota St.	58 78	53	H	UNI	61 63	153	N	Northeastern	87 73
21	H	Creighton	62 54					76	N	Purdue	49 86	154	A	Missouri St.	62 73
								99	A	UT Arlington	70 74	154	H	Missouri St.	60 65
												170	A	Southern Ill.	54 77
												170	H	Southern Ill.	58 61
												218	A	Indiana St.	56 42
												218	H	Indiana St.	67 43
												234	A	Bradley	76 69
												234	H	Bradley	65 54
												250	A	Evansville	74 67
												250	H	Evansville	69 68
												312	A	Illinois St.	50 54
												312	H	Illinois St.	67 45
												315	H	UMKC	54 56
												320	H	Arkansas St.	69 51
												322	A	Loyola Chicago	83 64
												322	H	Loyola Chicago	65 43
												330	H	Incarinate Word	73 63
LAST 12 Division I GAMES:															
53	A	UNI	37 62	250	H	Evansville	69 68								
218	H	Indiana St.	67 43	154	H	Missouri St.	60 65								
322	H	Loyola Chicago	65 43	322	A	Loyola Chicago	83 64								
234	A	Bradley	76 69	218	A	Indiana St.	56 42								
312	A	Illinois St.	50 54	312	H	Illinois St.	67 45								
170	H	Southern Ill.	58 61	234	H	Bradley	65 54								

Non-Div I Games:

Wichita St.

■ Loss, 
■ Non-Conf, 
■ S Site, 
■ Home 
■ A Away 
N Neutral

## William &amp; Mary

Through Games Of March 2, 2017

Average RPI Win:	199	WON-LOST	WINNING	LAST 10	STRENGTH OF	OPP. STRENGTH	TEAM	ADJ.	CONF.	ADJ CONF.
Average RPI Loss:	119	RECORD	PCT. RANK	GAMES	SCHEDULE	OF SCHEDULE	RPI	RPI	RPI	RPI
DIV. I ONLY	19- 10	94	6- 4	191	120	130	130	9	9	
DIV. I NON-CONF.	10- 1	15	0- 0	300	297	93	93	8	8	
TOTALS	RPI 1-25	RPI 26-50	W-L RECORDS	RPI 51-100	RPI 101-150	RPI 150+				
19- 10	0- 0	1- 3	OVERALL	1- 2	2- 1	15- 4				
11- 5	0- 0	0- 2	HOME	1- 1	0- 1	10- 1				
8- 5	0- 0	1- 1	AWAY	0- 1	2- 0	5- 3				
0- 0	0- 0	0- 0	NEUTRAL	0- 0	0- 0	0- 0				
10- 1	0- 0	0- 0	NON-CONFERENCE	0- 1	1- 0	9- 0				
6- 1	0- 0	0- 0	HOME	0- 1	0- 0	6- 0				
4- 0	0- 0	0- 0	AWAY	0- 0	1- 0	3- 0				
0- 0	0- 0	0- 0	NEUTRAL	0- 0	0- 0	0- 0				
9- 9	0- 0	1- 3	CONFERENCE	1- 1	1- 1	6- 4				
5- 4	0- 0	0- 2	HOME	1- 0	0- 1	4- 1				
4- 5	0- 0	1- 1	AWAY	0- 1	1- 0	2- 3				
0- 0	0- 0	0- 0	NEUTRAL	0- 0	0- 0	0- 0				

RPI S	Opponent	Score	RPI S	Opponent	Score	RPI S	Opponent	Score	RPI S	Opponent	Score	Team's RPI: 130
28	A Elon	47 70	28	H Elon	58 60	71	H St. John's (NY)	57 73	118	A Old Dominion	69 58	
41	A James Madison	62 53	41	A James Madison	62 53	78	A Drexel	48 65	133	A Delaware	60 49	
41	H James Madison	64 79	41	H James Madison	64 79	78	H Drexel	74 65	133	H Delaware	54 68	
									153	A Northeastern	68 54	
									153	H Northeastern	60 58	
									164	H East Carolina	82 72	
									189	A Hofstra	61 64	
									189	H Hofstra	81 65	
									192	A American	48 34	
									202	A Towson	60 64	
									202	H Towson	68 55	
									209	A Col. of Charleston	60 70	
									209	H Col. of Charleston	69 71	
									221	H Dartmouth	63 50	
									225	A UNCW	57 43	
									225	H UNCW	58 52	
									230	H Saint Francis (PA)	73 60	
									231	H Richmond	67 39	
									272	A Norfolk St.	65 52	
									291	H Mt. St. Mary's	68 46	
									319	A USC Upstate	49 46	
									347	H Delaware St.	82 48	
LAST 12 Division I GAMES:												
78	H Drexel	74 65	78	A Drexel	48 65							
41	A James Madison	62 53	189	H Hofstra	81 65							
225	H UNCW	58 52	189	A Hofstra	61 64							
28	A Elon	47 70	153	A Northeastern	68 54							
209	H Col. of Charleston	69 71	41	H James Madison	64 79							
202	H Towson	68 55	133	H Delaware	54 68							

Non-Div I Games:

William &amp; Mary

■ Loss, 
 ■ Non-Conf, 
 ■ S Site, 
 ■ H Home 
 ■ A Away 
 N Neutral

## Winthrop

## Through Games Of March 2, 2017

Average RPI Win:	345	WON-LOST	WINNING	LAST 10	STRENGTH OF	OPP. STRENGTH	TEAM	ADJ.	CONF.	ADJ CONF.
Average RPI Loss:	195	RECORD	PCT. RANK	GAMES	SCHEDULE	OF SCHEDULE	RPI	RPI	RPI	RPI
DIV. I ONLY	1- 27	347	0- 10	192	301	341	341	28	28	
DIV. I NON-CONF.	0- 11	335	0- 0	61	168	303	303	28	28	
TOTALS	RPI 1-25	RPI 26-50	W-L RECORDS	RPI 51-100	RPI 101-150	RPI 150+				
1- 27	0- 3	0- 1	OVERALL	0- 2	0- 2	1- 19				
1- 12	0- 0	0- 0	HOME	0- 1	0- 1	1- 10				
0- 12	0- 2	0- 0	AWAY	0- 0	0- 1	0- 9				
0- 3	0- 1	0- 1	NEUTRAL	0- 1	0- 0	0- 0				
0- 11	0- 3	0- 1	NON-CONFERENCE	0- 2	0- 0	0- 5				
0- 5	0- 0	0- 0	HOME	0- 1	0- 0	0- 4				
0- 3	0- 2	0- 0	AWAY	0- 0	0- 0	0- 1				
0- 3	0- 1	0- 1	NEUTRAL	0- 1	0- 0	0- 0				
1- 16	0- 0	0- 0	CONFERENCE	0- 0	0- 2	1- 14				
1- 7	0- 0	0- 0	HOME	0- 0	0- 1	1- 6				
0- 9	0- 0	0- 0	AWAY	0- 0	0- 1	0- 8				
0- 0	0- 0	0- 0	NEUTRAL	0- 0	0- 0	0- 0				

RPI 1-25				RPI 26-50				RPI 51-100				RPI 101+ Team's RPI: 341			
RPI	S	Opponent	Score	RPI	S	Opponent	Score	RPI	S	Opponent	Score	RPI	S	Opponent	Score
4	A	Baylor	32 140	39	N	Michigan	39 76	75	N	Gonzaga	41 71	123	A	Radford	49 74
11	N	Florida St.	35 98					89	H	Mercer	48 71	123	H	Radford	50 60
24	A	Ohio St.	48 88									182	A	Campbell	32 61
												182	H	Campbell	35 70
												203	A	ETSU	45 62
												209	H	Col. of Charleston	64 95
												233	A	Presbyterian	50 64
												233	H	Presbyterian	39 78
												237	A	UNC Asheville	55 71
												237	H	UNC Asheville	53 68
												242	H	Akron	59 80
												243	A	High Point	43 88
												243	H	High Point	57 70
												246	A	Liberty	51 80
												246	H	Liberty	63 78
												253	A	Charleston So.	52 71
												280	H	Tennessee Tech	50 73
												313	A	Gardner-Webb	57 63
												313	H	Gardner-Webb	54 89
												345	A	Longwood	78 83
												345	H	Longwood	78 72
												348	H	South Carolina St.	55 63
LAST 12 Division I GAMES:															
233	A	Presbyterian	50 64	243	H	High Point	57 70								
246	H	Liberty	63 78	123	A	Radford	49 74								
237	A	UNC Asheville	55 71	313	H	Gardner-Webb	54 89								
313	A	Gardner-Webb	57 63	246	A	Liberty	51 80								
182	H	Campbell	35 70	345	H	Longwood	78 72								
345	A	Longwood	78 83	233	H	Presbyterian	39 78								

Non-Div I Games: N.C. Wesleyan 89 40

Winthrop

Loss, Non-Conf, S Site, H Home A Away N Neutral

Average RPI Win:	225	WON-LOST	WINNING	LAST 10	STRENGTH OF	OPP. STRENGTH	TEAM	ADJ.	CONF.	ADJ CONF.
Average RPI Loss:	83	RECORD	PCT. RANK	GAMES	SCHEDULE	OF SCHEDULE	RPI	RPI	RPI	RPI
DIV. I ONLY	9- 22	282	4- 6	74	75	212	212	6	6	
DIV. I NON-CONF.	5- 8	218	0- 0	137	179	205	205	6	6	
TOTALS	RPI 1-25	RPI 26-50	W-L RECORDS	RPI 51-100	RPI 101-150	RPI 150+				
9- 22	0- 3	1- 7	OVERALL	0- 5	0- 3	8- 4				
5- 10	0- 1	0- 5	HOME	0- 1	0- 1	5- 2				
2- 10	0- 2	1- 1	AWAY	0- 4	0- 1	1- 2				
2- 2	0- 0	0- 1	NEUTRAL	0- 0	0- 1	2- 0				
5- 8	0- 0	1- 2	NON-CONFERENCE	0- 0	0- 3	4- 3				
2- 5	0- 0	0- 2	HOME	0- 0	0- 1	2- 2				
2- 2	0- 0	1- 0	AWAY	0- 0	0- 1	1- 1				
1- 1	0- 0	0- 0	NEUTRAL	0- 0	0- 1	1- 0				
4- 14	0- 3	0- 5	CONFERENCE	0- 5	0- 0	4- 1				
3- 5	0- 1	0- 3	HOME	0- 1	0- 0	3- 0				
0- 8	0- 2	0- 1	AWAY	0- 4	0- 0	0- 1				
1- 1	0- 0	0- 1	NEUTRAL	0- 0	0- 0	1- 0				

RPI 1-25				RPI 26-50				RPI 51-100				RPI 101+ Team's RPI: 212			
RPI	S	Opponent	Score	RPI	S	Opponent	Score	RPI	S	Opponent	Score	RPI	S	Opponent	Score
20	A	Maryland	40 89	29	A	Green Bay	54 53	57	A	Iowa	60 71	112	A	Charlotte	48 63
24	A	Ohio St.	61 70	36	H	Marquette	75 81	62	A	Northwestern	43 63	116	H	North Carolina	59 72
24	H	Ohio St.	68 96	39	A	Michigan	66 75	66	A	Minnesota	60 88	122	N	Ole Miss	44 69
				39	H	Michigan	56 73	76	H	Purdue	57 79	155	A	Milwaukee	63 80
				43	H	Dayton	64 83	85	A	Penn St.	46 76	157	H	Idaho St.	35 42
				45	H	Indiana	54 78					197	H	Nebraska	82 56
				46	H	Michigan St.	57 81					205	H	Illinois	59 55
				46	N	Michigan St.	63 70					223	A	Rutgers	52 68
												223	H	Rutgers	53 41
												223	N	Rutgers	61 55
												230	H	Saint Francis (PA)	100 103
												249	N	Tennessee St.	80 70
												267	H	Butler	60 55
												312	A	Illinois St.	64 46
												316	H	Mississippi Val.	103 61
LAST 12 Division I GAMES:															
				46	N	Michigan St.	63 70	39	A	Michigan	66 75				
				223	N	Rutgers	61 55	197	H	Nebraska	82 56				
				57	A	Iowa	60 71	24	H	Ohio St.	68 96				
				205	H	Illinois	59 55	62	A	Northwestern	43 63				
				223	H	Rutgers	53 41	45	H	Indiana	54 78				
				20	A	Maryland	40 89	46	H	Michigan St.	57 81				

Non-Div I Games:

Wisconsin

■ Loss, 
■ Non-Conf, 
■ S Site, 
■ H Home 
■ A Away 
N Neutral

Wofford

Through Games Of March 2, 2017

Average RPI Win:	271	WON-LOST	WINNING	LAST 10	STRENGTH OF	OPP. STRENGTH	TEAM	ADJ.	CONF.	ADJ CONF.
Average RPI Loss:	157	RECORD	PCT. RANK	GAMES	SCHEDULE	OF SCHEDULE	RPI	RPI	RPI	RPI
DIV. I ONLY	11- 17	234	1- 9	241	275	236	236	17	17	
DIV. I NON-CONF.	8- 5	125	0- 0	298	335	170	170	20	20	
TOTALS	RPI 1-25	RPI 26-50	W-L RECORDS	RPI 51-100	RPI 101-150	RPI 150+				
11- 17	0- 0	0- 1	OVERALL	0- 7	0- 0	11- 9				
5- 5	0- 0	0- 0	HOME	0- 2	0- 0	5- 3				
6- 9	0- 0	0- 1	AWAY	0- 2	0- 0	6- 6				
0- 3	0- 0	0- 0	NEUTRAL	0- 3	0- 0	0- 0				
8- 5	0- 0	0- 1	NON-CONFERENCE	0- 2	0- 0	8- 2				
3- 0	0- 0	0- 0	HOME	0- 0	0- 0	3- 0				
5- 3	0- 0	0- 1	AWAY	0- 0	0- 0	5- 2				
0- 2	0- 0	0- 0	NEUTRAL	0- 2	0- 0	0- 0				
3- 12	0- 0	0- 0	CONFERENCE	0- 5	0- 0	3- 7				
2- 5	0- 0	0- 0	HOME	0- 2	0- 0	2- 3				
1- 6	0- 0	0- 0	AWAY	0- 2	0- 0	1- 4				
0- 1	0- 0	0- 0	NEUTRAL	0- 1	0- 0	0- 0				

RPI 1-25			RPI 26-50			RPI 51-100			RPI 101+			Team's RPI: 236			
RPI	S	Opponent	Score	RPI	S	Opponent	Score	RPI	S	Opponent	Score	RPI	S	Opponent	Score
35	A	North Carolina St.	40 80	79	N	Florida	51 74	158	A	Omaha	64 89				
				81	A	Chattanooga	56 76	201	A	UNCG	61 67				
				81	H	Chattanooga	61 71	201	H	UNCG	54 48				
				89	A	Mercer	39 54	203	A	ETSU	54 52				
				89	H	Mercer	46 61	203	H	ETSU	69 77				
				89	N	Mercer	42 67	225	A	UNCW	71 67				
				93	N	Jacksonville	60 66	227	A	Samford	54 57				
								227	H	Samford	48 55				
								237	A	UNC Asheville	65 84				
								252	A	Furman	60 65				
								252	H	Furman	49 69				
								253	A	Charleston So.	59 45				
								255	H	Coastal Caro.	67 62				
								278	A	Kennesaw St.	78 49				
								279	A	Western Caro.	66 69				
								279	H	Western Caro.	68 59				
								297	A	North Florida	79 60				
								313	H	Gardner-Webb	75 66				
								332	A	N.C. Central	64 54				
								348	H	South Carolina St.	66 65				
LAST 12 Division I GAMES:															
		89	N	Mercer	42	67		279	A	Western Caro.	66	69			
		81	A	Chattanooga	56	76		201	A	UNCG	61	67			
		203	A	ETSU	54	52		203	H	ETSU	69	77			
		227	H	Samford	48	55		81	H	Chattanooga	61	71			
		89	H	Mercer	46	61		89	A	Mercer	39	54			
		252	A	Furman	60	65		227	A	Samford	54	57			

Non-Div I Games: Montreat 71 30 Erskine 116 74

Wofford

Loss, Non-Conf, S Site, H Home A Away N Neutral

Average RPI Win: <b>253</b>	WON-LOST	WINNING	LAST 10	STRENGTH OF	OPP. STRENGTH	TEAM	ADJ.	CONF.	ADJ CONF.
Average RPI Loss: <b>100</b>	RECORD	PCT. RANK	GAMES	SCHEDULE	OF SCHEDULE	RPI	RPI	RPI	RPI
DIV. I ONLY	21- 7	47	8- 2	318	178	135	135	19	19
DIV. I NON-CONF.	6- 4	127	0- 0	344	108	252	252	21	21
TOTALS	RPI 1-25	RPI 26-50	W-L RECORDS	RPI 51-100	RPI 101-150	RPI 150+			
21- 7	0- 0	0- 2	OVERALL	0- 1	2- 2	19- 2			
11- 2	0- 0	0- 1	HOME	0- 0	1- 1	10- 0			
10- 3	0- 0	0- 1	AWAY	0- 0	1- 0	9- 2			
0- 2	0- 0	0- 0	NEUTRAL	0- 1	0- 1	0- 0			
6- 4	0- 0	0- 0	NON-CONFERENCE	0- 1	0- 2	6- 1			
3- 1	0- 0	0- 0	HOME	0- 0	0- 1	3- 0			
3- 1	0- 0	0- 0	AWAY	0- 0	0- 0	3- 1			
0- 2	0- 0	0- 0	NEUTRAL	0- 1	0- 1	0- 0			
15- 3	0- 0	0- 2	CONFERENCE	0- 0	2- 0	13- 1			
8- 1	0- 0	0- 1	HOME	0- 0	1- 0	7- 0			
7- 2	0- 0	0- 1	AWAY	0- 0	1- 0	6- 1			
0- 0	0- 0	0- 0	NEUTRAL	0- 0	0- 0	0- 0			

RPI S	Opponent	Score	RPI S	Opponent	Score	RPI S	Opponent	Score	RPI S	Opponent	Score	Team's RPI: 135
29	A Green Bay	41 62	29	H Green Bay	51 58	63	N Georgetown	60 67	105	H Kent St.	69 79	
									109	N Clemson	51 75	
									145	A Oakland	73 61	
									145	H Oakland	84 66	
									155	A Milwaukee	69 51	
									155	H Milwaukee	62 52	
									161	A Detroit Mercy	80 85	
									161	H Detroit Mercy	77 69	
									181	A Cleveland St.	65 60	
									181	H Cleveland St.	84 63	
									205	A Illinois	72 76	
									239	H Miami (OH)	65 57	
									280	A Tennessee Tech	65 54	
									282	H Eastern Ky.	85 73	
									285	A Northern Ky.	70 63	
									285	H Northern Ky.	67 47	
									296	A Eastern Ill.	71 61	
									304	A Valparaiso	65 52	
									304	H Valparaiso	63 48	
									311	A Youngstown St.	68 64	
									311	H Youngstown St.	71 58	
									318	H Fort Wayne	62 51	
									321	A Ill.-Chicago	73 54	
									321	H Ill.-Chicago	62 51	
									340	A Chicago St.	71 65	
LAST 12 Division I GAMES:												
155	H Milwaukee	62 52	304	H Valparaiso	63 48							
29	H Green Bay	51 58	285	H Northern Ky.	67 47							
161	A Detroit Mercy	80 85	145	H Oakland	84 66							
311	A Youngstown St.	68 64	161	H Detroit Mercy	77 69							
181	A Cleveland St.	65 60	304	A Valparaiso	65 52							
321	H Ill.-Chicago	62 51	321	A Ill.-Chicago	73 54							

Non-Div I Games: Grace (IN) 87 56 Cincinnati Christia 85 61

Wright St.

■ Loss, 
 ■ Non-Conf, 
 ■ S Site, 
 ■ Home 
 ■ A Away 
 N Neutral

## Wyoming

Through Games Of March 2, 2017

Average RPI Win:	212	WON-LOST	WINNING	LAST 10	STRENGTH OF	OPP. STRENGTH	TEAM	ADJ.	CONF.	ADJ CONF.
Average RPI Loss:	81	RECORD	PCT. RANK	GAMES	SCHEDULE	OF SCHEDULE	RPI	RPI	RPI	RPI
DIV. I ONLY	18- 8	73	5- 5	160	145	90	90	13	13	
DIV. I NON-CONF.	6- 3	97	0- 0	282	167	155	155	16	16	
TOTALS	RPI 1-25	RPI 26-50	W-L RECORDS	RPI 51-100	RPI 101-150	RPI 150+				
18- 8	0- 0	1- 3	OVERALL	3- 3	2- 1	12- 1				
12- 2	0- 0	1- 0	HOME	2- 1	1- 1	8- 0				
6- 6	0- 0	0- 3	AWAY	1- 2	1- 0	4- 1				
0- 0	0- 0	0- 0	NEUTRAL	0- 0	0- 0	0- 0				
6- 3	0- 0	0- 2	NON-CONFERENCE	2- 0	0- 1	4- 0				
4- 1	0- 0	0- 0	HOME	1- 0	0- 1	3- 0				
2- 2	0- 0	0- 2	AWAY	1- 0	0- 0	1- 0				
0- 0	0- 0	0- 0	NEUTRAL	0- 0	0- 0	0- 0				
12- 5	0- 0	1- 1	CONFERENCE	1- 3	2- 0	8- 1				
8- 1	0- 0	1- 0	HOME	1- 1	1- 0	5- 0				
4- 4	0- 0	0- 1	AWAY	0- 2	1- 0	3- 1				
0- 0	0- 0	0- 0	NEUTRAL	0- 0	0- 0	0- 0				

RPI 1-25				RPI 26-50				RPI 51-100				Team's RPI: 90				RPI 101+			
RPI	S	Opponent	Score	RPI	S	Opponent	Score	RPI	S	Opponent	Score	RPI	S	Opponent	Score	RPI	S	Opponent	Score
				26	A	Drake	50 63	58	A	Boise St.	54 64	140	H	Idaho	71 74				
				46	A	Michigan St.	51 63	58	H	Boise St.	43 53	142	A	New Mexico	60 58				
				48	A	Colorado St.	54 61	61	H	South Dakota	69 62	142	H	New Mexico	68 52				
				48	H	Colorado St.	56 49	96	A	UNLV	46 51	177	A	Fresno St.	47 52				
								96	H	UNLV	79 57	177	H	Fresno St.	70 48				
								100	A	Colorado	82 75	187	A	Utah St.	71 48				
												187	H	Utah St.	59 40				
												208	H	San Jose St.	89 60				
												265	H	San Diego St.	80 67				
												283	H	Southern Utah	68 48				
												286	A	Nevada	72 59				
												308	H	Denver	59 49				
												323	A	Air Force	66 54				
												323	H	Air Force	73 41				
												328	A	Montana	67 42				
												346	H	Cal St. Fullerton	61 26				
LAST 12 Division I GAMES:																			
				48	H	Colorado St.	56 49	323	H	Air Force	73 41								
				142	A	New Mexico	60 58	265	H	San Diego St.	80 67								
				58	H	Boise St.	43 53	58	A	Boise St.	54 64								
				48	A	Colorado St.	54 61	96	A	UNLV	46 51								
				187	H	Utah St.	59 40	142	H	New Mexico	68 52								
				177	A	Fresno St.	47 52	208	H	San Jose St.	89 60								

Non-Div I Games: Adams St. 79 40 Chadron St. 74 50

Wyoming

Loss, Non-Conf, S Site, H Home A Away N Neutral

Average RPI Win:	230	WON-LOST	WINNING	LAST 10	STRENGTH OF	OPP. STRENGTH	TEAM	ADJ.	CONF.	ADJ CONF.
Average RPI Loss:	72	RECORD	PCT. RANK	GAMES	SCHEDULE	OF SCHEDULE	RPI	RPI	RPI	RPI
DIV. I ONLY	12- 17	219	2- 8	115	83	190	190	7	7	
DIV. I NON-CONF.	8- 3	67	0- 0	234	239	126	126	7	7	
TOTALS	RPI 1-25	RPI 26-50	W-L RECORDS	RPI 51-100	RPI 101-150	RPI 150+				
12- 17	0- 5	1- 2	OVERALL	0- 7	0- 1	11- 2				
8- 7	0- 2	1- 1	HOME	0- 3	0- 0	7- 1				
3- 8	0- 2	0- 1	AWAY	0- 4	0- 0	3- 1				
1- 2	0- 1	0- 0	NEUTRAL	0- 0	0- 1	1- 0				
8- 3	0- 1	1- 0	NON-CONFERENCE	0- 1	0- 1	7- 0				
6- 0	0- 0	1- 0	HOME	0- 0	0- 0	5- 0				
1- 1	0- 0	0- 0	AWAY	0- 1	0- 0	1- 0				
1- 2	0- 1	0- 0	NEUTRAL	0- 0	0- 1	1- 0				
4- 14	0- 4	0- 2	CONFERENCE	0- 6	0- 0	4- 2				
2- 7	0- 2	0- 1	HOME	0- 3	0- 0	2- 1				
2- 7	0- 2	0- 1	AWAY	0- 3	0- 0	2- 1				
0- 0	0- 0	0- 0	NEUTRAL	0- 0	0- 0	0- 0				

RPI	S	Opponent	Score	RPI	S	Opponent	Score	RPI	S	Opponent	Score	RPI	S	Opponent	Score	Team's RPI: 190
15	A	DePaul	69 85	36	A	Marquette	61 85	56	A	Villanova	71 76	124	N	Southern Miss.	59 73	
15	H	DePaul	43 70	36	H	Marquette	71 86	56	H	Villanova	47 72	165	A	Cincinnati	72 61	
18	N	Oklahoma	69 81	39	H	Michigan	61 58	63	A	Georgetown	63 81	186	A	Providence	54 51	
21	A	Creighton	52 63					63	H	Georgetown	64 69	186	H	Providence	67 57	
21	H	Creighton	57 67					71	A	St. John's (NY)	55 64	211	A	Seton Hall	62 71	
								71	H	St. John's (NY)	48 65	211	H	Seton Hall	72 64	
								82	A	Wake Forest	45 58	249	H	Tennessee St.	63 54	
												266	H	Southeast Mo. St.	54 48	
												267	A	Butler	53 43	
												267	H	Butler	62 65	
												273	H	Ark.-Pine Bluff	62 41	
												278	N	Kennesaw St.	75 52	
												297	H	North Florida	83 46	
												347	H	Delaware St.	86 53	
LAST 12 Division I GAMES:																
186	H	Providence	67 57	267	A	Butler	53 43									
21	H	Creighton	57 67	71	A	St. John's (NY)	55 64									
63	A	Georgetown	63 81	211	A	Seton Hall	62 71									
56	A	Villanova	71 76	56	H	Villanova	47 72									
36	H	Marquette	71 86	63	H	Georgetown	64 69									
15	H	DePaul	43 70	15	A	DePaul	69 85									

Non-Div I Games:

Xavier



Average RPI Win:	209	WON-LOST	WINNING	LAST 10	STRENGTH OF	OPP. STRENGTH	TEAM	ADJ.	CONF.	ADJ CONF.
Average RPI Loss:	130	RECORD	PCT. RANK	GAMES	SCHEDULE	OF SCHEDULE	RPI	RPI	RPI	RPI
DIV. I ONLY	14- 11	135	5- 5	142	151	132	132	8	8	
DIV. I NON-CONF.	9- 4	85	0- 0	286	273	120	120	9	9	
TOTALS	RPI 1-25	RPI 26-50	W-L RECORDS	RPI 51-100	RPI 101-150	RPI 150+				
14- 11	0- 1	1- 1	OVERALL	2- 1	1- 3	10- 5				
7- 4	0- 0	1- 0	HOME	1- 0	1- 2	4- 2				
7- 7	0- 1	0- 1	AWAY	1- 1	0- 1	6- 3				
0- 0	0- 0	0- 0	NEUTRAL	0- 0	0- 0	0- 0				
9- 4	0- 1	0- 0	NON-CONFERENCE	1- 0	1- 0	7- 3				
3- 1	0- 0	0- 0	HOME	0- 0	1- 0	2- 1				
6- 3	0- 1	0- 0	AWAY	1- 0	0- 0	5- 2				
0- 0	0- 0	0- 0	NEUTRAL	0- 0	0- 0	0- 0				
5- 7	0- 0	1- 1	CONFERENCE	1- 1	0- 3	3- 2				
4- 3	0- 0	1- 0	HOME	1- 0	0- 2	2- 1				
1- 4	0- 0	0- 1	AWAY	0- 1	0- 1	1- 1				
0- 0	0- 0	0- 0	NEUTRAL	0- 0	0- 0	0- 0				

RPI 1-25			RPI 26-50			RPI 51-100			RPI 101+			Team's RPI: 132
RPI	S	Opponent	Score	RPI	S	Opponent	Score	RPI	S	Opponent	Score	
8	A	Stanford	44 102	27	A	Harvard	56 76	67	A	New Hampshire	64 58	115 H Cornell 63 76
				27	H	Harvard	57 52	73	A	Penn	55 66	127 A Princeton 62 74
								73	H	Penn	61 48	127 H Princeton 47 69
												128 H Albany (NY) 64 53
												159 A Army West Point 55 59
												173 H Boston College 64 71
												174 H Columbia 68 72
												176 A Brown 73 76
												176 H Brown 73 51
												210 H Binghamton 57 48
												221 A Dartmouth 57 50
												221 H Dartmouth 58 44
												235 A UC Santa Barbara 64 60
												269 H Vermont 77 48
												275 A Manhattan 57 63
												307 A Holy Cross 71 70
												312 A Illinois St. 59 45
												334 A LIU Brooklyn 75 44
												343 A Wagner 66 52
LAST 12 Division I GAMES:												
221	H	Dartmouth	58 44	115	H	Cornell	63 76					
27	H	Harvard	57 52	174	H	Columbia	68 72					
73	H	Penn	61 48	176	H	Brown	73 51					
127	H	Princeton	47 69	176	A	Brown	73 76					
27	A	Harvard	56 76	127	A	Princeton	62 74					
221	A	Dartmouth	57 50	73	A	Penn	55 66					

Non-Div I Games:

Yale

■ Loss, 
■ Non-Conf, S Site, 
■ Home 
■ Away 
N Neutral

Through Games of March 17, 2017				Through Games of March 17, 2017						
Average RPI Win:	275	WON-LOST	WINNING	LAST 10	STRENGTH OF	OPP. STRENGTH	TEAM	ADJ.	CONF.	ADJ CONF.
Average RPI Loss:	169	RECORD	PCT. RANK	GAMES	SCHEDULE	OF SCHEDULE	RPI	RPI	RPI	RPI
DIV. I ONLY	7- 20	304	2- 8	248	239	311	311	19	19	
DIV. I NON-CONF.	2- 7	284	0- 0	303	236	328	328	21	21	
TOTALS	RPI 1-25	RPI 26-50	W-L RECORDS	RPI 51-100	RPI 101-150	RPI 150+				
7- 20	0- 0	0- 2	OVERALL	0- 0	0- 6	7- 12				
5- 8	0- 0	0- 1	HOME	0- 0	0- 3	5- 4				
1- 12	0- 0	0- 1	AWAY	0- 0	0- 3	1- 8				
1- 0	0- 0	0- 0	NEUTRAL	0- 0	0- 0	1- 0				
2- 7	0- 0	0- 0	NON-CONFERENCE	0- 0	0- 2	2- 5				
1- 3	0- 0	0- 0	HOME	0- 0	0- 1	1- 2				
0- 4	0- 0	0- 0	AWAY	0- 0	0- 1	0- 3				
1- 0	0- 0	0- 0	NEUTRAL	0- 0	0- 0	1- 0				
5- 13	0- 0	0- 2	CONFERENCE	0- 0	0- 4	5- 7				
4- 5	0- 0	0- 1	HOME	0- 0	0- 2	4- 2				
1- 8	0- 0	0- 1	AWAY	0- 0	0- 2	1- 5				
0- 0	0- 0	0- 0	NEUTRAL	0- 0	0- 0	0- 0				

RPI 1-25					
RPI	S	Opponent	Score		
29	A	Green Bay	41	75	
29	H	Green Bay	51	84	
RPI 26-50					
RPI	S	Opponent	Score		
29	A	Green Bay	41	75	
29	H	Green Bay	51	84	
RPI 51-100					
RPI	S	Opponent	Score		
105	A	Kent St.	60	75	
115	H	Cornell	75	80	
135	A	Wright St.	58	71	
135	H	Wright St.	64	68	
145	A	Oakland	54	80	
145	H	Oakland	58	80	
155	A	Milwaukee	82	86	
155	H	Milwaukee	74	78	
156	A	Pittsburgh	50	63	
161	A	Detroit Mercy	63	80	
161	H	Detroit Mercy	67	83	
181	A	Cleveland St.	68	71	
181	H	Cleveland St.	92	67	
192	H	American	64	77	
230	H	Saint Francis (PA)	69	68	
242	H	Akron	74	76	
257	A	Hawaii	50	72	
281	N	Sacramento St.	102	94	
285	A	Northern Ky.	81	87	
285	H	Northern Ky.	77	73	
290	A	Northern Ariz.	49	70	
304	A	Valparaiso	60	77	
304	H	Valparaiso	76	70	
321	A	Ill.-Chicago	65	59	
321	H	Ill.-Chicago	70	54	
Team's RPI: 311					
LAST 12 Division I GAMES:					
161	H	Detroit Mercy	67	83	
145	H	Oakland	58	80	
135	H	Wright St.	64	68	
285	H	Northern Ky.	77	73	
29	A	Green Bay	41	75	
155	A	Milwaukee	82	86	
321	A	Ill.-Chicago	65	59	
304	A	Valparaiso	60	77	
155	H	Milwaukee	74	78	
29	H	Green Bay	51	84	
145	A	Oakland	54	80	
161	A	Detroit Mercy	63	80	

Non-Div I Games:	Point Park	84	71	Tiffin	84	62
------------------	------------	----	----	--------	----	----

Youngstown St.

Loss, Non-Conf, S Site, H Home A Away N Neutral