

Average RPI Win:	239	WON-LOST	WINNING	LAST 10	STRENGTH OF	OPP. STRENGTH	TEAM	ADJ.	CONF.	ADJ CONF.
Average RPI Loss:	183	RECORD	PCT. RANK	GAMES	SCHEDULE	OF SCHEDULE	RPI	RPI	RPI	RPI
DIV. I ONLY	13- 16	206	1- 0	229	299	234	234	25	25	
DIV. I NON-CONF.	2- 5	264	0- 0	179	274	261	261	22	22	
TOTALS	RPI 1-25	RPI 26-50	W-L RECORDS	RPI 51-100	RPI 101-999	RPI 150+				
13- 16	0- 0	0- 0	OVERALL	2- 2	11- 14	11- 9				
6- 6	0- 0	0- 0	HOME	1- 1	5- 5	5- 3				
3- 8	0- 0	0- 0	AWAY	0- 1	3- 7	3- 5				
4- 2	0- 0	0- 0	NEUTRAL	1- 0	3- 2	3- 1				
2- 5	0- 0	0- 0	NON-CONFERENCE	0- 0	2- 5	2- 3				
0- 3	0- 0	0- 0	HOME	0- 0	0- 3	0- 2				
1- 1	0- 0	0- 0	AWAY	0- 0	1- 1	1- 0				
1- 1	0- 0	0- 0	NEUTRAL	0- 0	1- 1	1- 1				
11- 11	0- 0	0- 0	CONFERENCE	2- 2	9- 9	9- 6				
6- 3	0- 0	0- 0	HOME	1- 1	5- 2	5- 1				
2- 7	0- 0	0- 0	AWAY	0- 1	2- 6	2- 5				
3- 1	0- 0	0- 0	NEUTRAL	1- 0	2- 1	2- 0				

RPI S	Opponent	Score	RPI S	Opponent	Score	RPI S	Opponent	Score	RPI S	Opponent	Score	Team's RPI: 234
62	A Lamar University	58 76	62	H Lamar University	47 72	78	H SFA	46 44	124	A Abilene Christian	55 72	
78	N SFA		78	N SFA	88 79	124	N Abilene Christian	68 69	124	H Abilene Christian	68 72	
						125	H New Mexico St.	65 67	140	A Texas Tech	61 78	
						162	H Texas St.	53 60	166	A Nicholls St.	55 85	
						166	N Nicholls St.	69 56	183	A Sam Houston St.	59 61	
						183	H Sam Houston St.	76 61	188	N Prairie View	59 67	
						212	A UTRGV	59 49	212	H UTRGV	57 70	
						269	N Louisiana	64 63	277	A Central Ark.	73 65	
						288	A New Orleans	54 56	288	H New Orleans	57 51	
						288	N New Orleans	69 47	308	A Incarnate Word	72 77	
						308	H Incarnate Word	57 49	312	H McNeese	62 51	
						312	H McNeese	62 51	318	H Northwestern St.	79 55	
						321	A Southeastern La.	45 56	332	A Houston Baptist	70 56	
						332	H Houston Baptist	56 74	332	H Houston Baptist	56 74	
						183	A Sam Houston St.	59 61				

Non-Div I Games:	UNKNOWN	78	40	Schreiner	64	34	Tex. A&M Int'l	84	36	Texas Lutheran	73	49
------------------	---------	----	----	-----------	----	----	----------------	----	----	----------------	----	----

Average RPI Win:	249	WON-LOST	WINNING	LAST 10	STRENGTH OF	OPP. STRENGTH	TEAM	ADJ.	CONF.	ADJ CONF.
Average RPI Loss:	127	RECORD	PCT. RANK	GAMES	SCHEDULE	OF SCHEDULE	RPI	RPI	RPI	RPI
DIV. I ONLY	19- 9	73	1- 0	227	269	124	124	25	25	
DIV. I NON-CONF.	3- 4	199	0- 0	81	151	107	107	22	22	
TOTALS	RPI 1-25	RPI 26-50	W-L RECORDS	RPI 51-100	RPI 101-999	RPI 150+				
19- 9	0- 0	0- 0	OVERALL	1- 5	18- 4	17- 3				
6- 4	0- 0	0- 0	HOME	0- 3	6- 1	6- 1				
9- 5	0- 0	0- 0	AWAY	0- 2	9- 3	8- 2				
4- 0	0- 0	0- 0	NEUTRAL	1- 0	3- 0	3- 0				
3- 4	0- 0	0- 0	NON-CONFERENCE	0- 2	3- 2	2- 1				
0- 1	0- 0	0- 0	HOME	0- 1	0- 0	0- 0				
2- 3	0- 0	0- 0	AWAY	0- 1	2- 2	1- 1				
1- 0	0- 0	0- 0	NEUTRAL	0- 0	1- 0	1- 0				
16- 5	0- 0	0- 0	CONFERENCE	1- 3	15- 2	15- 2				
6- 3	0- 0	0- 0	HOME	0- 2	6- 1	6- 1				
7- 2	0- 0	0- 0	AWAY	0- 1	7- 1	7- 1				
3- 0	0- 0	0- 0	NEUTRAL	1- 0	2- 0	2- 0				

RPI 1-25			RPI 26-50			RPI 51-100			RPI 101+			Team's RPI: 124
RPI	S	Opponent	Score	RPI	S	Opponent	Score	RPI	S	Opponent	Score	
						62	H Lamar University	60	63	125	A New Mexico St.	58 46
						62	N Lamar University	88	79	140	A Texas Tech	54 105
						63	A FGCU	65	81	155	A Tulsa	63 75
						67	H Arkansas	68	80	166	H Nicholls St.	76 66
						78	A SFA	48	65	183	A Sam Houston St.	91 79
						78	H SFA	55	71	183	H Sam Houston St.	63 72
										226	N Texas Southern	81 39
										234	A A&M-Corpus Christi	72 68
										234	H A&M-Corpus Christi	72 55
										234	N A&M-Corpus Christi	69 68
										258	A UTEP	70 69
										277	A Central Ark.	67 65
										277	H Central Ark.	77 70
										277	N Central Ark.	82 54
										288	A New Orleans	59 52
										308	A Incarnate Word	71 50
										308	H Incarnate Word	102 53
										312	H McNeese	109 52
										318	A Northwestern St.	72 63
										321	A Southeastern La.	71 74
										321	H Southeastern La.	86 66
										332	A Houston Baptist	72 62
LAST 12 Division I GAMES:												
						277	N Central Ark.	82	54	234	H A&M-Corpus Christi	72 55
						62	N Lamar University	88	79	321	H Southeastern La.	86 66
						234	N A&M-Corpus Christi	69	68	308	A Incarnate Word	71 50
						308	H Incarnate Word	102	53	166	H Nicholls St.	76 66
						78	A SFA	48	65	183	H Sam Houston St.	63 72
						277	A Central Ark.	67	65	62	H Lamar University	60 63

Non-Div I Games: Eastern N.M. 78 46 Southwest (NM) 90 47 Howard Payne 98 43 Schreiner 90 43 Abilene Christian

Loss, Non-Conf, S Site, H Home A Away N Neutral

Air Force

Through Games Of March 17, 2019

Average RPI Win:	256	WON-LOST	WINNING	LAST 10	STRENGTH OF	OPP. STRENGTH	TEAM	ADJ.	CONF.	ADJ CONF.
Average RPI Loss:	156	RECORD	PCT. RANK	GAMES	SCHEDULE	OF SCHEDULE	RPI	RPI	RPI	RPI
DIV. I ONLY	7- 22	303	0- 1	204	181	297	297	15	15	
DIV. I NON-CONF.	3- 7	256	0- 0	141	282	235	235	13	13	
TOTALS	RPI 1-25	RPI 26-50	W-L RECORDS	RPI 51-100	RPI 101-999	RPI 150+				
7- 22	0- 1	0- 2	OVERALL	0- 4	7- 15	6- 13				
6- 7	0- 0	0- 1	HOME	0- 1	6- 5	5- 4				
1- 14	0- 1	0- 1	AWAY	0- 3	1- 9	1- 8				
0- 1	0- 0	0- 0	NEUTRAL	0- 0	0- 1	0- 1				
3- 7	0- 1	0- 0	NON-CONFERENCE	0- 1	3- 5	2- 4				
2- 2	0- 0	0- 0	HOME	0- 0	2- 2	1- 2				
1- 5	0- 1	0- 0	AWAY	0- 1	1- 3	1- 2				
0- 0	0- 0	0- 0	NEUTRAL	0- 0	0- 0	0- 0				
4- 15	0- 0	0- 2	CONFERENCE	0- 3	4- 10	4- 9				
4- 5	0- 0	0- 1	HOME	0- 1	4- 3	4- 2				
0- 9	0- 0	0- 1	AWAY	0- 2	0- 6	0- 6				
0- 1	0- 0	0- 0	NEUTRAL	0- 0	0- 1	0- 1				

RPI	S	Opponent	Score	RPI	S	Opponent	Score	RPI	S	Opponent	Score	RPI	S	Opponent	Score	Team's RPI: 297
5	A	Oregon	36 82	39	A	Boise St.	48 79	55	A	New Mexico	57 78	108	A	Minnesota	50 67	
				39	H	Boise St.	60 80	64	A	Wyoming	60 80	120	H	Fresno St.	70 77	
								64	H	Wyoming	56 59	129	H	Northern Colo.	69 57	
								96	A	Northeastern	41 54	167	A	Denver	66 92	
												181	A	Utah St.	55 64	
												181	H	Utah St.	44 48	
												189	A	Portland	60 79	
												204	A	UNLV	56 66	
												204	H	UNLV	47 62	
												208	A	San Diego St.	61 70	
												208	H	San Diego St.	75 66	
												208	N	San Diego St.	55 63	
												227	H	George Mason	71 78	
												244	A	Nevada	54 79	
												244	H	Nevada	79 74	
												259	H	Navy	47 54	
												281	A	Colorado St.	48 55	
												281	H	Colorado St.	63 48	
												291	A	Army West Point	71 60	
												298	A	San Jose St.	60 73	
												298	H	San Jose St.	88 77	
												344	H	Fairleigh Dickinson	85 37	
LAST 12 Division I GAMES:																
		208	N	San Diego St.	55	63	181	A	Utah St.	55	64					
		39	H	Boise St.	60	80	204	H	UNLV	47	62					
		244	A	Nevada	54	79	64	A	Wyoming	60	80					
		64	H	Wyoming	56	59	281	A	Colorado St.	48	55					
		298	A	San Jose St.	60	73	208	H	San Diego St.	75	66					
		120	H	Fresno St.	70	77	298	H	San Jose St.	88	77					

Non-Div I Games: Western St. 72 54

Air Force

■ Loss,
 ■ Non-Conf, S Site,
 ■ Home
 ■ Away
 N Neutral

Average RPI Win: 230	WON-LOST	WINNING	LAST 10	STRENGTH OF	OPP. STRENGTH	TEAM	ADJ.	CONF.	ADJ CONF.
Average RPI Loss: 92	RECORD	PCT. RANK	GAMES	SCHEDULE	OF SCHEDULE	RPI	RPI	RPI	RPI
DIV. I ONLY	15- 14	157	0- 1	158	118	164	164	8	8
DIV. I NON-CONF.	8- 2	52	0- 0	306	307	143	143	9	9
TOTALS	RPI 1-25	RPI 26-50	W-L RECORDS	RPI 51-100	RPI 101-999	RPI 150+			
15- 14	1- 1	0- 5	OVERALL	1- 3	13- 5	13- 3			
8- 6	1- 0	0- 2	HOME	1- 2	6- 2	6- 2			
3- 8	0- 1	0- 3	AWAY	0- 1	3- 3	3- 1			
4- 0	0- 0	0- 0	NEUTRAL	0- 0	4- 0	4- 0			
8- 2	0- 0	0- 0	NON-CONFERENCE	0- 1	8- 1	8- 0			
3- 1	0- 0	0- 0	HOME	0- 1	3- 0	3- 0			
1- 1	0- 0	0- 0	AWAY	0- 0	1- 1	1- 0			
4- 0	0- 0	0- 0	NEUTRAL	0- 0	4- 0	4- 0			
7- 12	1- 1	0- 5	CONFERENCE	1- 2	5- 4	5- 3			
5- 5	1- 0	0- 2	HOME	1- 1	3- 2	3- 2			
2- 7	0- 1	0- 3	AWAY	0- 1	2- 2	2- 1			
0- 0	0- 0	0- 0	NEUTRAL	0- 0	0- 0	0- 0			

RPI 1-25				RPI 26-50				RPI 51-100				RPI 101+ Team's RPI: 164			
RPI	S	Opponent	Score	RPI	S	Opponent	Score	RPI	S	Opponent	Score	RPI	S	Opponent	Score
25	A	Buffalo	72 91	32	A	Central Mich.	71 94	74	H	Butler	47 63	122	A	Youngstown St.	61 72
25	H	Buffalo	70 59	34	A	Ohio	70 92	83	A	Kent St.	58 73	126	A	Northern Ill.	59 70
				34	H	Ohio	71 81	83	H	Kent St.	55 65	197	A	Eastern Mich.	60 67
				45	A	Miami (OH)	49 66	86	H	Toledo	70 64	197	H	Eastern Mich.	60 72
				45	H	Miami (OH)	61 67					197	H	Eastern Mich.	59 61
												202	A	N.C. A&T	49 36
												219	A	Bowling Green	83 73
												219	H	Bowling Green	74 71
												220	H	Ball St.	91 61
												243	N	Northern Ky.	77 60
												247	N	Jackson St.	74 57
												258	N	UTEP	64 57
												262	H	St. Bonaventure	67 58
												270	A	Western Mich.	72 59
												270	H	Western Mich.	69 62
												286	H	Canisius	62 53
												310	N	Oakland	85 65
												333	H	Eastern Ky.	63 54
LAST 12 Division I GAMES:															
197	H	Eastern Mich.	59 61	197	A	Eastern Mich.	60 67								
45	A	Miami (OH)	49 66	45	H	Miami (OH)	61 67								
83	H	Kent St.	55 65	220	H	Ball St.	91 61								
34	H	Ohio	71 81	270	H	Western Mich.	69 62								
219	A	Bowling Green	83 73	34	A	Ohio	70 92								
25	H	Buffalo	70 59	83	A	Kent St.	58 73								

Non-Div I Games: Malone 63 44

Akron

■ Loss,
 ■ Non-Conf,
 ■ S Site,
 ■ Home
 ■ Away
 N Neutral

Alabama

Through Games Of March 17, 2019

Average RPI Win:	189	WON-LOST	WINNING	LAST 10	STRENGTH OF	OPP. STRENGTH	TEAM	ADJ.	CONF.	ADJ CONF.
Average RPI Loss:	74	RECORD	PCT. RANK	GAMES	SCHEDULE	OF SCHEDULE	RPI	RPI	RPI	RPI
DIV. I ONLY	14- 17	203	1- 1	95	66	157	157	5	5	
DIV. I NON-CONF.	8- 5	119	0- 0	173	129	154	154	5	5	
TOTALS	RPI 1-25	RPI 26-50	W-L RECORDS	RPI 51-100	RPI 101-999	RPI 150+				
14- 17	0- 5	0- 4	OVERALL	3- 4	11- 4	10- 3				
9- 6	0- 2	0- 1	HOME	2- 2	7- 1	7- 0				
3- 7	0- 2	0- 2	AWAY	0- 2	3- 1	2- 1				
2- 4	0- 1	0- 1	NEUTRAL	1- 0	1- 2	1- 2				
8- 5	0- 1	0- 0	NON-CONFERENCE	2- 2	6- 2	6- 2				
6- 1	0- 0	0- 0	HOME	1- 1	5- 0	5- 0				
1- 1	0- 0	0- 0	AWAY	0- 1	1- 0	1- 0				
1- 3	0- 1	0- 0	NEUTRAL	1- 0	0- 2	0- 2				
6- 12	0- 4	0- 4	CONFERENCE	1- 2	5- 2	4- 1				
3- 5	0- 2	0- 1	HOME	1- 1	2- 1	2- 0				
2- 6	0- 2	0- 2	AWAY	0- 1	2- 1	1- 1				
1- 1	0- 0	0- 1	NEUTRAL	0- 0	1- 0	1- 0				

RPI 1-25				RPI 26-50				RPI 51-100				RPI 101+ Team's RPI: 157			
RPI	S	Opponent	Score	RPI	S	Opponent	Score	RPI	S	Opponent	Score	RPI	S	Opponent	Score
8	H	Mississippi St.	49 65	30	A	Missouri	47 82	51	H	Clemson	76 56	112	A	Georgia	58 53
16	A	Texas A&M	43 70	50	A	Auburn	38 77	60	H	Tennessee	86 65	112	H	Georgia	67 76
17	A	South Carolina	59 62	50	H	Auburn	56 66	67	A	Arkansas	61 72	155	N	Tulsa	73 80
19	N	Miami (FL)	74 101	50	N	Auburn	52 53	85	H	LSU	56 62	170	H	Tulane	69 58
22	H	Kentucky	53 68					88	A	Utah	62 72	172	N	Louisiana Tech	62 79
								97	N	Virginia	64 52	207	H	Grambling	73 55
								98	H	South Alabama	67 72	209	A	Vanderbilt	84 65
												209	N	Vanderbilt	74 57
												210	H	Stetson	59 47
												213	A	Florida	55 57
												213	H	Florida	74 67
												231	A	SMU	62 61
												239	H	Ole Miss	46 43
												318	H	Northwestern St.	87 73
												321	H	Southeastern La.	88 40
LAST 12 Division I GAMES:															
209	N	Vanderbilt	74 57	209	A	Vanderbilt	84 65								
50	N	Auburn	52 53	50	A	Auburn	38 77								
172	N	Louisiana Tech	62 79	22	H	Kentucky	53 68								
30	A	Missouri	47 82	213	A	Florida	55 57								
239	H	Ole Miss	46 43	8	H	Mississippi St.	49 65								
112	H	Georgia	67 76	112	A	Georgia	58 53								

Non-Div I Games:

Alabama

■ Loss,
■ Non-Conf, S Site,
■ Home
■ Away
N Neutral

Average RPI Win:	302	WON-LOST	WINNING	LAST 10	STRENGTH OF	OPP. STRENGTH	TEAM	ADJ.	CONF.	ADJ CONF.
Average RPI Loss:	208	RECORD	PCT. RANK	GAMES	SCHEDULE	OF SCHEDULE	RPI	RPI	RPI	RPI
DIV. I ONLY	13- 17	212	0- 1	349	332	301	301	29	29	
DIV. I NON-CONF.	5- 6	177	0- 0	319	330	270	270	28	28	
TOTALS	RPI 1-25	RPI 26-50	W-L RECORDS	RPI 51-100	RPI 101-999	RPI 150+				
13- 17	0- 0	0- 0	OVERALL	0- 1	13- 16	13- 16				
6- 7	0- 0	0- 0	HOME	0- 0	6- 7	6- 7				
6- 10	0- 0	0- 0	AWAY	0- 1	6- 9	6- 9				
1- 0	0- 0	0- 0	NEUTRAL	0- 0	1- 0	1- 0				
5- 6	0- 0	0- 0	NON-CONFERENCE	0- 1	5- 5	5- 5				
2- 2	0- 0	0- 0	HOME	0- 0	2- 2	2- 2				
2- 4	0- 0	0- 0	AWAY	0- 1	2- 3	2- 3				
1- 0	0- 0	0- 0	NEUTRAL	0- 0	1- 0	1- 0				
8- 11	0- 0	0- 0	CONFERENCE	0- 0	8- 11	8- 11				
4- 5	0- 0	0- 0	HOME	0- 0	4- 5	4- 5				
4- 6	0- 0	0- 0	AWAY	0- 0	4- 6	4- 6				
0- 0	0- 0	0- 0	NEUTRAL	0- 0	0- 0	0- 0				

RPI 1-25			RPI 26-50			RPI 51-100				RPI 101+			Team's RPI: 301				
RPI	S	Opponent	Score	RPI	S	Opponent	Score	RPI	S	Opponent	Score	RPI	S	Opponent	Score		
								100	A	UAB	47	82	151	A	Kansas	54	65
													152	A	Southern U.	60	68
													152	H	Southern U.	50	54
													188	A	Prairie View	56	69
													188	A	Prairie View	65	77
													188	H	Prairie View	69	72
													207	A	Grambling	61	71
													207	H	Grambling	51	63
													217	H	Jacksonville St.	48	55
													225	A	Illinois	60	88
													226	A	Texas Southern	45	53
													226	H	Texas Southern	45	56
													233	N	Jacksonville	65	60
													235	A	North Florida	63	62
													247	A	Jackson St.	51	69
													247	H	Jackson St.	58	55
													261	A	Austin Peay	58	75
													263	A	Murray St.	59	53
													268	A	Alabama St.	65	57
													268	H	Alabama St.	46	60
													303	H	Tennessee St.	67	57
													321	H	Southeastern La.	51	48
													329	A	Mississippi Val.	80	60
													329	H	Mississippi Val.	78	70
													330	H	Lipscomb	58	62
													349	A	Ark.-Pine Bluff	78	52
LAST 12 Division I GAMES:																	
				188	A	Prairie View	56	69					350	A	Alcorn	51	50
				349	H	Ark.-Pine Bluff	60	54					152	A	Southern U.	60	68
				207	A	Grambling	61	71					268	A	Alabama St.	65	57
				247	A	Jackson St.	51	69					329	H	Mississippi Val.	78	70
				226	H	Texas Southern	45	56					226	A	Texas Southern	45	53
				188	H	Prairie View	69	72					188	A	Prairie View	65	77

Non-Div I Games:

Alabama A&M

■ Loss,
 ■ Non-Conf,
 ■ S Site,
 ■ Home
 ■ A Away
 N Neutral

RPI	S	Opponent	Score	
349	H	Ark.-Pine Bluff	60	54
350	A	Alcorn	51	50
350	H	Alcorn	87	69

Alabama A&M

A
l
a
b
a
m
a
A
&
M

A
l
a
b
a
m
a
A
&
M

Average RPI Win:	284	WON-LOST	WINNING	LAST 10	STRENGTH OF	OPP. STRENGTH	TEAM	ADJ.	CONF.	ADJ CONF.
Average RPI Loss:	172	RECORD	PCT. RANK	GAMES	SCHEDULE	OF SCHEDULE	RPI	RPI	RPI	RPI
DIV. I ONLY	10- 19	257	0- 1	244	312	268	268	29	29	
DIV. I NON-CONF.	0- 10	336	0- 0	26	125	274	274	28	28	
TOTALS	RPI 1-25	RPI 26-50	W-L RECORDS	RPI 51-100	RPI 101-999	RPI 150+				
10- 19	0- 2	0- 1	OVERALL	0- 4	10- 12	10- 12				
6- 6	0- 1	0- 0	HOME	0- 1	6- 4	6- 4				
4- 13	0- 1	0- 1	AWAY	0- 3	4- 8	4- 8				
0- 0	0- 0	0- 0	NEUTRAL	0- 0	0- 0	0- 0				
0- 10	0- 2	0- 1	NON-CONFERENCE	0- 4	0- 3	0- 3				
0- 3	0- 1	0- 0	HOME	0- 1	0- 1	0- 1				
0- 7	0- 1	0- 1	AWAY	0- 3	0- 2	0- 2				
0- 0	0- 0	0- 0	NEUTRAL	0- 0	0- 0	0- 0				
10- 9	0- 0	0- 0	CONFERENCE	0- 0	10- 9	10- 9				
6- 3	0- 0	0- 0	HOME	0- 0	6- 3	6- 3				
4- 6	0- 0	0- 0	AWAY	0- 0	4- 6	4- 6				
0- 0	0- 0	0- 0	NEUTRAL	0- 0	0- 0	0- 0				

RPI 1-25				RPI 26-50				RPI 51-100				RPI 101+				Team's RPI: 268	
RPI	S	Opponent	Score	RPI	S	Opponent	Score	RPI	S	Opponent	Score	RPI	S	Opponent	Score		
17	H	South Carolina	38 94	50	A	Auburn	50 83	68	A	Georgia Tech	42 69	152	A	Southern U.	52 62		
22	A	Kentucky	35 87					92	A	Troy	46 116	152	H	Southern U.	78 61		
								98	A	South Alabama	65 77	188	A	Prairie View	59 71		
								100	H	UAB	47 62	188	H	Prairie View	67 59		
												200	A	North Ala.	42 68		
												207	A	Grambling	45 63		
												207	H	Grambling	72 80		
												218	A	Xavier	58 87		
												226	A	Texas Southern	58 51		
												226	H	Texas Southern	44 51		
												247	A	Jackson St.	59 75		
												247	A	Jackson St.	58 78		
												247	H	Jackson St.	74 67		
												290	H	Samford	51 60		
												301	A	Alabama A&M	60 46		
												301	H	Alabama A&M	57 65		
												329	A	Mississippi Val.	62 64		
												329	H	Mississippi Val.	73 67		
												349	A	Ark.-Pine Bluff	58 56		
												349	H	Ark.-Pine Bluff	73 52		
												350	A	Alcorn	70 58		
												350	H	Alcorn	76 63		
LAST 12 Division I GAMES:																	
247	A	Jackson St.	59 75	350	A	Alcorn	70 58										
247	A	Jackson St.	58 78	301	H	Alabama A&M	57 65										
207	A	Grambling	45 63	329	H	Mississippi Val.	73 67										
188	H	Prairie View	67 59	349	H	Ark.-Pine Bluff	73 52										
226	H	Texas Southern	44 51	188	A	Prairie View	59 71										
152	A	Southern U.	52 62	226	A	Texas Southern	58 51										

Non-Div I Games: Mobile 69 63

Alabama St.

■ Loss,
 ■ Non-Conf,
 ■ S Site,
 ■ Home
 ■ Away
 N Neutral

Albany (NY)

Through Games Of March 17, 2019

Average RPI Win:	273	WON-LOST	WINNING	LAST 10	STRENGTH OF	OPP. STRENGTH	TEAM	ADJ.	CONF.	ADJ CONF.
Average RPI Loss:	165	RECORD	PCT. RANK	GAMES	SCHEDULE	OF SCHEDULE	RPI	RPI	RPI	RPI
DIV. I ONLY	13- 18	217	1- 0	247	264	237	237	23	23	
DIV. I NON-CONF.	3- 10	278	0- 0	238	270	286	286	24	24	
TOTALS	RPI 1-25	RPI 26-50	W-L RECORDS	RPI 51-100	RPI 101-999	RPI 150+				
13- 18	0- 0	0- 1	OVERALL	0- 4	13- 13	12- 8				
7- 7	0- 0	0- 0	HOME	0- 1	7- 6	7- 3				
6- 11	0- 0	0- 1	AWAY	0- 3	6- 7	5- 5				
0- 0	0- 0	0- 0	NEUTRAL	0- 0	0- 0	0- 0				
3- 10	0- 0	0- 1	NON-CONFERENCE	0- 1	3- 8	3- 6				
1- 4	0- 0	0- 0	HOME	0- 0	1- 4	1- 3				
2- 6	0- 0	0- 1	AWAY	0- 1	2- 4	2- 3				
0- 0	0- 0	0- 0	NEUTRAL	0- 0	0- 0	0- 0				
10- 8	0- 0	0- 0	CONFERENCE	0- 3	10- 5	9- 2				
6- 3	0- 0	0- 0	HOME	0- 1	6- 2	6- 0				
4- 5	0- 0	0- 0	AWAY	0- 2	4- 3	3- 2				
0- 0	0- 0	0- 0	NEUTRAL	0- 0	0- 0	0- 0				

RPI S	Opponent	Score	RPI S	Opponent	Score	RPI S	Opponent	Score	RPI S	Opponent	Score	Team's RPI: 237
29	A Rutgers	39 65	54	A Maine	65 76	103	A Hartford	35 82				
			54	A Maine	51 66	103	H Hartford	56 68				
			54	H Maine	61 67	115	A South Fla.	37 74				
			89	A Purdue	41 53	118	H Marist	56 74				
						139	A Stony Brook	54 49				
						139	H Stony Brook	52 68				
						174	H Holy Cross	50 56				
						199	A Cornell	34 48				
						215	A Monmouth	56 64				
						248	A St. Francis Brooklyn	67 60				
						253	A Columbia	62 58				
						255	A Binghamton	71 62				
						255	H Binghamton	61 56				
						255	H Binghamton	61 56				
						266	H Manhattan	60 54				
						279	A Vermont	39 52				
						279	H Vermont	65 40				
						286	H Canisius	42 48				
						305	A UMBC	60 69				
						305	H UMBC	64 44				
						317	A New Hampshire	78 53				
						317	H New Hampshire	59 41				
						323	A Lafayette	66 67				
						327	H Central Conn. St.	53 60				
						328	A UMass Lowell	56 53				
						328	H UMass Lowell	63 56				
LAST 12 Division I GAMES:												
255	H Binghamton	61 56	54	H Maine	61 67							
54	A Maine	51 66	328	A UMass Lowell	56 53							
103	H Hartford	56 68	279	H Vermont	65 40							
317	A New Hampshire	78 53	255	A Binghamton	71 62							
305	A UMBC	60 69	317	H New Hampshire	59 41							
139	H Stony Brook	52 68	103	A Hartford	35 82							

Non-Div I Games:

Albany (NY)

■ Loss,
 ■ Non-Conf, S Site,
 ■ Home
 ■ Away
 N Neutral

[illegible]

Non-Div I Games: Lane

Page 10

Average RPI Win:	230	WON-LOST	WINNING	LAST 10	STRENGTH OF	OPP. STRENGTH	TEAM	ADJ.	CONF.	ADJ CONF.
Average RPI Loss:	74	RECORD	PCT. RANK	GAMES	SCHEDULE	OF SCHEDULE	RPI	RPI	RPI	RPI
DIV. I ONLY	22- 10	70	2- 1	96	206	71	71	18	18	
DIV. I NON-CONF.	4- 7	228	0- 0	57	91	162	162	21	21	
TOTALS	RPI 1-25	RPI 26-50	W-L RECORDS	RPI 51-100	RPI 101-999	RPI 150+				
22- 10	0- 1	0- 4	OVERALL	0- 2	22- 3	19- 1				
13- 2	0- 0	0- 2	HOME	0- 0	13- 0	11- 0				
9- 6	0- 0	0- 2	AWAY	0- 1	9- 3	8- 1				
0- 2	0- 1	0- 0	NEUTRAL	0- 1	0- 0	0- 0				
4- 7	0- 1	0- 1	NON-CONFERENCE	0- 2	4- 3	4- 1				
3- 1	0- 0	0- 1	HOME	0- 0	3- 0	3- 0				
1- 4	0- 0	0- 0	AWAY	0- 1	1- 3	1- 1				
0- 2	0- 1	0- 0	NEUTRAL	0- 1	0- 0	0- 0				
18- 3	0- 0	0- 3	CONFERENCE	0- 0	18- 0	15- 0				
10- 1	0- 0	0- 1	HOME	0- 0	10- 0	8- 0				
8- 2	0- 0	0- 2	AWAY	0- 0	8- 0	7- 0				
0- 0	0- 0	0- 0	NEUTRAL	0- 0	0- 0	0- 0				

RPI 1-25				RPI 26-50				RPI 51-100				Team's RPI: 71	RPI 101+			
RPI	S	Opponent	Score	RPI	S	Opponent	Score	RPI	S	Opponent	Score		RPI	S	Opponent	Score
4	N	Stanford	49 71	34	H	Ohio	67 77	63	N	FGCU	71 90		114	A	High Point	61 66
				37	A	Bucknell	54 66	97	A	Virginia	54 57		127	A	Lehigh	61 53
				37	A	Bucknell	56 71						127	H	Lehigh	68 57
				37	H	Bucknell	64 65						127	H	Lehigh	50 47
													145	A	Penn St.	59 80
													155	H	Tulsa	68 52
													167	A	Denver	54 83
													174	A	Holy Cross	71 44
													174	H	Holy Cross	70 58
													177	A	Boston U.	64 51
													177	H	Boston U.	50 48
													185	A	Hawaii	69 57
													227	H	George Mason	86 71
													250	A	Colgate	71 66
													250	H	Colgate	76 57
													259	A	Navy	58 45
													259	H	Navy	69 44
													267	A	Loyola Maryland	67 56
													267	H	Loyola Maryland	82 38
													291	A	Army West Point	75 62
													291	H	Army West Point	61 51
													305	H	UMBC	64 42
													323	A	Lafayette	67 57
													323	H	Lafayette	67 47
													323	H	Lafayette	60 45
LAST 12 Division I GAMES:																
				37	A	Bucknell	54 66	323	A	Lafayette	67 57					
				323	H	Lafayette	67 47	177	H	Boston U.	50 48					
				127	H	Lehigh	68 57	127	H	Lehigh	50 47					
				259	H	Navy	69 44	267	A	Loyola Maryland	67 56					
				37	H	Bucknell	64 65	291	A	Army West Point	75 62					
				174	A	Holy Cross	71 44	250	A	Colgate	71 66					

Non-Div I Games:

American

■ Loss,
 ■ Non-Conf,
 ■ S Site,
 ■ H Home
 ■ A Away
 N Neutral

Average RPI Win:	213	WON-LOST	WINNING	LAST 10	STRENGTH OF	OPP. STRENGTH	TEAM	ADJ.	CONF.	ADJ CONF.
Average RPI Loss:	109	RECORD	PCT. RANK	GAMES	SCHEDULE	OF SCHEDULE	RPI	RPI	RPI	RPI
DIV. I ONLY	18- 14	137	1- 1	135	154	130	130	12	12	
DIV. I NON-CONF.	6- 5	143	0- 0	202	168	148	148	14	14	
TOTALS	RPI 1-25	RPI 26-50	W-L RECORDS	RPI 51-100	RPI 101-999	RPI 150+				
18- 14	0- 1	0- 0	OVERALL	2- 9	16- 4	14- 3				
11- 3	0- 0	0- 0	HOME	1- 3	10- 0	10- 0				
5- 10	0- 1	0- 0	AWAY	1- 5	4- 4	3- 3				
2- 1	0- 0	0- 0	NEUTRAL	0- 1	2- 0	1- 0				
6- 5	0- 1	0- 0	NON-CONFERENCE	0- 3	6- 1	5- 1				
5- 0	0- 0	0- 0	HOME	0- 0	5- 0	5- 0				
1- 5	0- 1	0- 0	AWAY	0- 3	1- 1	0- 1				
0- 0	0- 0	0- 0	NEUTRAL	0- 0	0- 0	0- 0				
12- 9	0- 0	0- 0	CONFERENCE	2- 6	10- 3	9- 2				
6- 3	0- 0	0- 0	HOME	1- 3	5- 0	5- 0				
4- 5	0- 0	0- 0	AWAY	1- 2	3- 3	3- 2				
2- 1	0- 0	0- 0	NEUTRAL	0- 1	2- 0	1- 0				

RPI 1-25				RPI 26-50				RPI 51-100				RPI 101+ Team's RPI: 130			
RPI	S	Opponent	Score	RPI	S	Opponent	Score	RPI	S	Opponent	Score	RPI	S	Opponent	Score
17	A	South Carolina	50 80					51	A	Clemson	48 87	144	A	Georgia St.	75 85
								61	H	Little Rock	59 74	144	N	Georgia St.	47 45
								61	N	Little Rock	64 80	150	A	Davidson	81 78
								68	A	Georgia Tech	53 71	162	A	Texas St.	62 49
								76	A	UT Arlington	94 99	162	H	Texas St.	77 56
								76	H	UT Arlington	65 72	179	A	Coastal Caro.	66 74
								92	A	Troy	66 95	179	H	Coastal Caro.	67 53
								92	H	Troy	72 83	179	N	Coastal Caro.	78 42
								98	A	South Alabama	59 50	190	H	Arkansas St.	75 67
								98	H	South Alabama	71 63	222	H	Marshall	74 52
								100	A	UAB	61 80	240	H	Elon	65 62
												241	A	ETSU	64 95
												256	H	Wofford	94 70
												269	A	Louisiana	55 73
												269	H	Louisiana	83 69
												287	A	Ga. Southern	70 52
												296	H	Col. of Charleston	80 66
												300	A	La.-Monroe	80 58
												300	H	La.-Monroe	56 51
												309	H	UNC Greensboro	68 65
LAST 12 Division I GAMES:															
				179	N	Coastal Caro.	78 42	300	H	La.-Monroe	56 51				
				61	N	Little Rock	64 80	287	A	Ga. Southern	70 52				
				144	N	Georgia St.	47 45	144	A	Georgia St.	75 85				
				98	A	South Alabama	59 50	179	A	Coastal Caro.	66 74				
				92	A	Troy	66 95	76	H	UT Arlington	65 72				
				269	H	Louisiana	83 69	162	H	Texas St.	77 56				

Non-Div I Games:

Appalachian St.

■ Loss,
 ■ Non-Conf, S Site,
 ■ Home
 ■ Away
 N Neutral

Arizona

Through Games Of March 17, 2019

Average RPI Win:	175	WON-LOST	WINNING	LAST 10	STRENGTH OF	OPP. STRENGTH	TEAM	ADJ.	CONF.	ADJ CONF.
Average RPI Loss:	40	RECORD	PCT. RANK	GAMES	SCHEDULE	OF SCHEDULE	RPI	RPI	RPI	RPI
DIV. I ONLY	18- 13	126	1- 0	58	42	81	81	2	2	
DIV. I NON-CONF.	10- 1	17	0- 0	316	259	116	116	2	2	
TOTALS	RPI 1-25	RPI 26-50	W-L RECORDS	RPI 51-100	RPI 101-999	RPI 150+				
18- 13	1- 8	1- 2	OVERALL	3- 1	13- 2	11- 1				
11- 5	1- 3	1- 1	HOME	2- 0	7- 1	6- 0				
4- 7	0- 4	0- 1	AWAY	0- 1	4- 1	3- 1				
3- 1	0- 1	0- 0	NEUTRAL	1- 0	2- 0	2- 0				
10- 1	0- 0	0- 0	NON-CONFERENCE	0- 0	10- 1	9- 0				
6- 1	0- 0	0- 0	HOME	0- 0	6- 1	5- 0				
2- 0	0- 0	0- 0	AWAY	0- 0	2- 0	2- 0				
2- 0	0- 0	0- 0	NEUTRAL	0- 0	2- 0	2- 0				
8- 12	1- 8	1- 2	CONFERENCE	3- 1	3- 1	2- 1				
5- 4	1- 3	1- 1	HOME	2- 0	1- 0	1- 0				
2- 7	0- 4	0- 1	AWAY	0- 1	2- 1	1- 1				
1- 1	0- 1	0- 0	NEUTRAL	1- 0	0- 0	0- 0				

RPI 1-25				RPI 26-50				RPI 51-100				Team's RPI: 81				RPI 101+			
RPI	S	Opponent	Score	RPI	S	Opponent	Score	RPI	S	Opponent	Score	RPI	S	Opponent	Score	RPI	S	Opponent	Score
4	A	Stanford	54 56	35	H	UCLA	93 98	53	H	Southern California	71 68	104	H	Loyola Marymount	64 66				
4	H	Stanford	48 78	42	A	California	76 82	53	N	Southern California	76 48	109	H	Idaho St.	71 46				
5	A	Oregon	60 93	42	H	California	60 55	88	A	Utah	64 80	136	A	Washington	69 59				
5	H	Oregon	54 83					88	H	Utah	66 55	158	A	Washington St.	88 90				
5	N	Oregon	63 77									178	A	Colorado	69 67				
23	A	Arizona St.	47 60									178	H	Colorado	63 51				
23	H	Arizona St.	51 39									187	H	Montana	100 51				
24	A	Oregon St.	64 86									189	N	Portland	92 70				
24	H	Oregon St.	60 65									208	A	San Diego St.	69 60				
												222	H	Northern Ariz.	71 47				
												258	H	UTEP	62 40				
												274	A	Long Beach St.	70 43				
												299	H	South Carolina St.	73 32				
												308	H	Incarnate Word	84 42				
												337	N	Seattle U	84 54				
LAST 12 Division I GAMES:																			
				53	N	Southern California	76 48	178	H	Colorado	63 51								
				5	N	Oregon	63 77	88	H	Utah	66 55								
				24	H	Oregon St.	60 65	158	A	Washington St.	88 90								
				5	H	Oregon	54 83	136	A	Washington	69 59								
				42	A	California	76 82	23	A	Arizona St.	47 60								
				4	A	Stanford	54 56	35	H	UCLA	93 98								

Non-Div I Games:

Arizona

Loss, Non-Conf, S Site, H Home A Away N Neutral

Average RPI Win:	127	WON-LOST	WINNING	LAST 10	STRENGTH OF	OPP. STRENGTH	TEAM	ADJ.	CONF.	ADJ CONF.
Average RPI Loss:	22	RECORD	PCT. RANK	GAMES	SCHEDULE	OF SCHEDULE	RPI	RPI	RPI	RPI
DIV. I ONLY	20- 10	80	1- 0	13	13	23	23	2	2	
DIV. I NON-CONF.	9- 2	43	0- 0	69	11	26	26	2	2	
TOTALS	RPI 1-25	RPI 26-50	W-L RECORDS	RPI 51-100	RPI 101-999	RPI 150+				
20- 10	2- 6	2- 3	OVERALL	5- 1	11- 0	10- 0				
11- 4	1- 3	1- 1	HOME	3- 0	6- 0	5- 0				
6- 4	1- 2	0- 1	AWAY	2- 1	3- 0	3- 0				
3- 2	0- 1	1- 1	NEUTRAL	0- 0	2- 0	2- 0				
9- 2	0- 2	1- 0	NON-CONFERENCE	1- 0	7- 0	6- 0				
5- 1	0- 1	0- 0	HOME	0- 0	5- 0	4- 0				
2- 0	0- 0	0- 0	AWAY	1- 0	1- 0	1- 0				
2- 1	0- 1	1- 0	NEUTRAL	0- 0	1- 0	1- 0				
11- 8	2- 4	1- 3	CONFERENCE	4- 1	4- 0	4- 0				
6- 3	1- 2	1- 1	HOME	3- 0	1- 0	1- 0				
4- 4	1- 2	0- 1	AWAY	1- 1	2- 0	2- 0				
1- 1	0- 0	0- 1	NEUTRAL	0- 0	1- 0	1- 0				

RPI	S	Opponent	Score	RPI	S	Opponent	Score	RPI	S	Opponent	Score	RPI	S	Opponent	Score
2	H	Baylor	59 65	33	N	Kansas St.	65 51	53	H	Southern California	68 59	120	H	Fresno St.	68 52
3	N	Louisville	56 58	35	H	UCLA	59 61	67	A	Arkansas	88 85	152	H	Southern U.	69 47
4	A	Stanford	50 71	35	N	UCLA	69 73	81	A	Arizona	39 51	155	H	Tulsa	70 52
4	H	Stanford	65 72	42	A	California	60 69	81	H	Arizona	60 47	156	N	Southern Ill.	82 38
5	A	Oregon	71 77	42	H	California	62 61	88	A	Utah	65 63	158	A	Washington St.	61 46
5	H	Oregon	59 66					88	H	Utah	60 58	172	H	Louisiana Tech	80 44
24	A	Oregon St.	79 76									178	A	Colorado	76 70
24	H	Oregon St.	66 54									178	H	Colorado	66 49
												178	N	Colorado	66 49
												281	A	Colorado St.	70 39
												308	H	Incarnate Word	81 43
LAST 12 Division I GAMES:															
		178	N	Colorado	66	49	42	A	California	60	69				
		35	N	UCLA	69	73	88	H	Utah	60	58				
		155	H	Tulsa	70	52	178	H	Colorado	66	49				
		5	H	Oregon	59	66	158	A	Washington St.	61	46				
		24	H	Oregon St.	66	54	81	H	Arizona	60	47				
		4	A	Stanford	50	71	53	H	Southern California	68	59				

Non-Div I Games:

Arizona St.

Loss, Non-Conf, S Site, H Home A Away N Neutral

Team Wins: 350				Through Games Of March 17, 2015					
Average RPI Win:	WON-LOST	WINNING	LAST 10	STRENGTH OF	OPP. STRENGTH	TEAM	ADJ.	CONF.	ADJ CONF.
Average RPI Loss: 222	RECORD	PCT. RANK	GAMES	SCHEDULE	OF SCHEDULE	RPI	RPI	RPI	RPI
DIV. I ONLY	2- 19	348	0- 1	331	341	349	349	29	29
DIV. I NON-CONF.	0- 3	336	0- 0	32	154	281	281	28	28
TOTALS	RPI 1-25	RPI 26-50	W-L RECORDS	RPI 51-100	RPI 101-999	RPI 150+			
2- 19	0- 1	0- 0	OVERALL	0- 0	2- 18	2- 17			
1- 8	0- 0	0- 0	HOME	0- 0	1- 8	1- 8			
1- 11	0- 1	0- 0	AWAY	0- 0	1- 10	1- 9			
0- 0	0- 0	0- 0	NEUTRAL	0- 0	0- 0	0- 0			
0- 3	0- 1	0- 0	NON-CONFERENCE	0- 0	0- 2	0- 1			
0- 0	0- 0	0- 0	HOME	0- 0	0- 0	0- 0			
0- 3	0- 1	0- 0	AWAY	0- 0	0- 2	0- 1			
0- 0	0- 0	0- 0	NEUTRAL	0- 0	0- 0	0- 0			
2- 16	0- 0	0- 0	CONFERENCE	0- 0	2- 16	2- 16			
1- 8	0- 0	0- 0	HOME	0- 0	1- 8	1- 8			
1- 8	0- 0	0- 0	AWAY	0- 0	1- 8	1- 8			
0- 0	0- 0	0- 0	NEUTRAL	0- 0	0- 0	0- 0			

RPI 1-25				RPI 26-50				RPI 51-100				RPI 101+				Team's RPI: 349	
RPI	S	Opponent	Score	RPI	S	Opponent	Score	RPI	S	Opponent	Score	RPI	S	Opponent	Score		
24	A	Oregon St.	33 89									108	A	Minnesota	42 84		
												152	A	Southern U.	41 73		
												152	H	Southern U.	45 56		
												188	A	Prairie View	46 79		
												188	H	Prairie View	41 80		
												207	A	Grambling	57 77		
												207	H	Grambling	57 67		
												226	A	Texas Southern	49 62		
												226	H	Texas Southern	58 59		
												247	A	Jackson St.	41 60		
												247	H	Jackson St.	41 61		
												257	A	Wichita St.	39 76		
												268	A	Alabama St.	52 73		
												268	H	Alabama St.	56 58		
												301	A	Alabama A&M	54 60		
												301	H	Alabama A&M	52 78		
												329	A	Mississippi Val.	63 82		
												329	H	Mississippi Val.	56 62		
												350	A	Alcorn	59 57		
												350	H	Alcorn	66 57		
LAST 12 Division I GAMES:																	
301	A	Alabama A&M	54 60	350	H	Alcorn	66 57										
329	A	Mississippi Val.	63 82	152	H	Southern U.	45 56										
247	H	Jackson St.	41 61	268	A	Alabama St.	52 73										
207	H	Grambling	57 67	247	A	Jackson St.	41 60										
188	A	Prairie View	46 79	207	A	Grambling	57 77										
226	A	Texas Southern	49 62	188	H	Prairie View	41 80										

[illegible]

■ Loss, ■ Non-Conf, S Site, H Home A Away N Neutral

Arkansas

Through Games Of March 17, 2019

Average RPI Win:	163	WON-LOST	WINNING	LAST 10	STRENGTH OF	OPP. STRENGTH	TEAM	ADJ.	CONF.	ADJ CONF.
Average RPI Loss:	47	RECORD	PCT. RANK	GAMES	SCHEDULE	OF SCHEDULE	RPI	RPI	RPI	RPI
DIV. I ONLY	20- 14	124	1- 0	45	62	67	67	5	5	
DIV. I NON-CONF.	11- 3	56	0- 0	122	124	47	47	5	5	
TOTALS	RPI 1-25	RPI 26-50	W-L RECORDS	RPI 51-100	RPI 101-999	RPI 150+				
20- 14	2- 7	0- 3	OVERALL	3- 1	15- 3	12- 0				
9- 6	0- 3	0- 2	HOME	1- 0	8- 1	7- 0				
6- 6	0- 3	0- 1	AWAY	2- 1	4- 1	3- 0				
5- 2	2- 1	0- 0	NEUTRAL	0- 0	3- 1	2- 0				
11- 3	0- 2	0- 0	NON-CONFERENCE	2- 0	9- 1	7- 0				
6- 1	0- 1	0- 0	HOME	1- 0	5- 0	4- 0				
3- 1	0- 1	0- 0	AWAY	1- 0	2- 0	1- 0				
2- 1	0- 0	0- 0	NEUTRAL	0- 0	2- 1	2- 0				
9- 11	2- 5	0- 3	CONFERENCE	1- 1	6- 2	5- 0				
3- 5	0- 2	0- 2	HOME	0- 0	3- 1	3- 0				
3- 5	0- 2	0- 1	AWAY	1- 1	2- 1	2- 0				
3- 1	2- 1	0- 0	NEUTRAL	0- 0	1- 0	0- 0				

RPI S	Opponent	Score	RPI S	Opponent	Score	RPI S	Opponent	Score	RPI S	Opponent	Score
8	H Mississippi St.	69 93	30	A Missouri	53 71	60	A Tennessee	80 79	112	A Georgia	83 93
8	N Mississippi St.	70 101	30	H Missouri	67 73	76	A UT Arlington	66 65	112	H Georgia	72 80
11	A Iowa St.	82 91	50	H Auburn	72 75	85	A LSU	34 71	112	N Georgia	86 76
16	A Texas A&M	53 66				94	H Nebraska	84 80	124	A Abilene Christian	80 68
16	N Texas A&M	58 51							128	N Pittsburgh	54 61
17	H South Carolina	79 87							146	H Tennessee Tech	65 42
17	N South Carolina	95 89							155	A Tulsa	61 59
22	A Kentucky	59 61							157	H Alabama	72 61
23	H Arizona St.	85 88							160	H Oral Roberts	74 61
									186	N Wisconsin	69 68
									188	H Prairie View	71 44
									209	H Vanderbilt	83 62
									213	A Florida	83 73
									239	A Ole Miss	85 55
									239	H Ole Miss	73 61
									247	H Jackson St.	76 57
									303	N Tennessee St.	79 55
									318	H Northwestern St.	98 53
LAST 12 Division I GAMES:											
112	N Georgia	86 76	239	H Ole Miss	73 61						
17	N South Carolina	95 89	112	A Georgia	83 93						
16	N Texas A&M	58 51	22	A Kentucky	59 61						
8	N Mississippi St.	70 101	50	H Auburn	72 75						
16	A Texas A&M	53 66	85	A LSU	34 71						
30	H Missouri	67 73	17	H South Carolina	79 87						

Non-Div I Games:

Arkansas

■ Loss,
 ■ Non-Conf, S Site,
 ■ Home
 ■ Away
 N Neutral

Arkansas St.

Through Games Of March 17, 2019

Average RPI Win:	218	WON-LOST	WINNING	LAST 10	STRENGTH OF	OPP. STRENGTH	TEAM	ADJ.	CONF.	ADJ CONF.
Average RPI Loss:	121	RECORD	PCT. RANK	GAMES	SCHEDULE	OF SCHEDULE	RPI	RPI	RPI	RPI
DIV. I ONLY	12- 18	227	0- 1	129	130	190	190	12	12	
DIV. I NON-CONF.	5- 6	177	0- 0	156	96	175	175	14	14	
TOTALS	RPI 1-25	RPI 26-50	W-L RECORDS	RPI 51-100	RPI 101-999	RPI 150+				
12- 18	0- 1	0- 2	OVERALL	3- 5	9- 10	9- 6				
9- 5	0- 0	0- 0	HOME	2- 2	7- 3	7- 2				
3- 13	0- 1	0- 2	AWAY	1- 3	2- 7	2- 4				
0- 0	0- 0	0- 0	NEUTRAL	0- 0	0- 0	0- 0				
5- 6	0- 1	0- 2	NON-CONFERENCE	0- 0	5- 3	5- 1				
4- 1	0- 0	0- 0	HOME	0- 0	4- 1	4- 1				
1- 5	0- 1	0- 2	AWAY	0- 0	1- 2	1- 0				
0- 0	0- 0	0- 0	NEUTRAL	0- 0	0- 0	0- 0				
7- 12	0- 0	0- 0	CONFERENCE	3- 5	4- 7	4- 5				
5- 4	0- 0	0- 0	HOME	2- 2	3- 2	3- 1				
2- 8	0- 0	0- 0	AWAY	1- 3	1- 5	1- 4				
0- 0	0- 0	0- 0	NEUTRAL	0- 0	0- 0	0- 0				

RPI 1-25				RPI 26-50				RPI 51-100				RPI 101+ Team's RPI: 190			
RPI	S	Opponent	Score	RPI	S	Opponent	Score	RPI	S	Opponent	Score	RPI	S	Opponent	Score
16	A	Texas A&M	56 97	30	A	Missouri	50 70	61	A	Little Rock	55 68	113	A	UT Martin	91 97
				47	A	Belmont	55 74	61	H	Little Rock	62 58	130	A	Appalachian St.	67 75
								76	A	UT Arlington	62 67	143	A	Oklahoma St.	60 62
								76	H	UT Arlington	73 100	144	H	Georgia St.	62 64
								92	A	Troy	79 87	155	H	Tulsa	73 60
								92	H	Troy	89 100	162	A	Texas St.	54 68
								98	A	South Alabama	77 64	162	H	Texas St.	62 85
								98	H	South Alabama	69 58	172	H	Louisiana Tech	70 80
												179	A	Coastal Caro.	72 88
												179	A	Coastal Caro.	49 63
												232	H	Memphis	77 66
												258	A	UTEP	67 66
												263	H	Murray St.	74 63
												269	A	Louisiana	75 73
												269	H	Louisiana	87 75
												287	H	Ga. Southern	86 75
												300	A	La.-Monroe	53 65
												300	H	La.-Monroe	64 54
												329	H	Mississippi Val.	60 57
LAST 12 Division I GAMES:															
179	A	Coastal Caro.	49 63	76	A	UT Arlington	62 67								
269	A	Louisiana	75 73	162	A	Texas St.	54 68								
300	A	La.-Monroe	53 65	92	H	Troy	89 100								
287	H	Ga. Southern	86 75	98	H	South Alabama	69 58								
144	H	Georgia St.	62 64	61	A	Little Rock	55 68								
61	H	Little Rock	62 58	179	A	Coastal Caro.	72 88								

Non-Div I Games:

Arkansas St.

■ Loss,
■ Non-Conf,
■ S Site,
■ H Home
■ A Away
N Neutral

Army West Point

Through Games Of March 17, 2019

Average RPI Win:	287	WON-LOST	WINNING	LAST 10	STRENGTH OF	OPP. STRENGTH	TEAM	ADJ.	CONF.	ADJ CONF.
Average RPI Loss:	169	RECORD	PCT. RANK	GAMES	SCHEDULE	OF SCHEDULE	RPI	RPI	RPI	RPI
DIV. I ONLY	10- 19	257	0- 1	292	258	291	291	18	18	
DIV. I NON-CONF.	4- 6	212	0- 0	328	329	299	299	21	21	
TOTALS	RPI 1-25	RPI 26-50	W-L RECORDS	RPI 51-100	RPI 101-999	RPI 150+				
10- 19	0- 0	0- 2	OVERALL	0- 3	10- 14	10- 10				
6- 9	0- 0	0- 1	HOME	0- 1	6- 7	6- 4				
4- 10	0- 0	0- 1	AWAY	0- 2	4- 7	4- 6				
0- 0	0- 0	0- 0	NEUTRAL	0- 0	0- 0	0- 0				
4- 6	0- 0	0- 0	NON-CONFERENCE	0- 1	4- 5	4- 3				
2- 3	0- 0	0- 0	HOME	0- 0	2- 3	2- 1				
2- 3	0- 0	0- 0	AWAY	0- 1	2- 2	2- 2				
0- 0	0- 0	0- 0	NEUTRAL	0- 0	0- 0	0- 0				
6- 13	0- 0	0- 2	CONFERENCE	0- 2	6- 9	6- 7				
4- 6	0- 0	0- 1	HOME	0- 1	4- 4	4- 3				
2- 7	0- 0	0- 1	AWAY	0- 1	2- 5	2- 4				
0- 0	0- 0	0- 0	NEUTRAL	0- 0	0- 0	0- 0				

RPI S	Opponent	Score	RPI S	Opponent	Score	RPI S	Opponent	Score	RPI S	Opponent	Score	Team's RPI: 291
37	A Bucknell	66 84	37	H Bucknell	52 66	58	A TCU	38 63	117	H St. John's (NY)	49 60	
						71	A American	51 61	127	A Lehigh	46 55	
						71	H American	62 75	127	H Lehigh	50 73	
									141	H Yale	51 62	
									174	A Holy Cross	39 58	
									174	H Holy Cross	60 53	
									177	A Boston U.	51 63	
									177	H Boston U.	42 67	
									248	H St. Francis Brooklyn	69 57	
									250	A Colgate	80 85	
									250	H Colgate	58 70	
									253	A Columbia	49 70	
									255	A Binghamton	47 60	
									259	A Navy	60 48	
									259	H Navy	55 52	
									267	A Loyola Maryland	51 70	
									267	H Loyola Maryland	69 57	
									297	H Air Force	60 71	
									319	A Wagner	61 46	
									323	A Lafayette	64 40	
									323	H Lafayette	61 63	
									323	H Lafayette	65 50	
									344	H Fairleigh Dickinson	62 40	
									351	A LIU Brooklyn	57 42	
LAST 12 Division I GAMES:												
323	H Lafayette	61 63	259	A Navy	60 48							
37	A Bucknell	66 84	323	A Lafayette	64 40							
177	H Boston U.	42 67	71	H American	62 75							
250	A Colgate	80 85	267	A Loyola Maryland	51 70							
127	A Lehigh	46 55	250	H Colgate	58 70							
174	H Holy Cross	60 53	127	H Lehigh	50 73							

Non-Div I Games: Connecticut Col. 74 48

Army West Point

Loss, Non-Conf, S Site, H Home A Away N Neutral

Average RPI Win:	168	WON-LOST	WINNING	LAST 10	STRENGTH OF	OPP. STRENGTH	TEAM	ADJ.	CONF.	ADJ CONF.
Average RPI Loss:	27	RECORD	PCT. RANK	GAMES	SCHEDULE	OF SCHEDULE	RPI	RPI	RPI	RPI
DIV. I ONLY	21- 9	61	1- 0	80	52	50	50	5	5	
DIV. I NON-CONF.	11- 1	13	0- 0	207	106	34	34	5	5	
TOTALS	RPI 1-25	RPI 26-50	W-L RECORDS	RPI 51-100	RPI 101-999	RPI 150+				
21- 9	0- 6	2- 1	OVERALL	3- 2	16- 0	15- 0				
9- 5	0- 4	1- 0	HOME	0- 1	8- 0	7- 0				
9- 3	0- 1	0- 1	AWAY	3- 1	6- 0	6- 0				
3- 1	0- 1	1- 0	NEUTRAL	0- 0	2- 0	2- 0				
11- 1	0- 1	1- 0	NON-CONFERENCE	1- 0	9- 0	9- 0				
6- 0	0- 0	0- 0	HOME	0- 0	6- 0	6- 0				
3- 1	0- 1	0- 0	AWAY	1- 0	2- 0	2- 0				
2- 0	0- 0	1- 0	NEUTRAL	0- 0	1- 0	1- 0				
10- 8	0- 5	1- 1	CONFERENCE	2- 2	7- 0	6- 0				
3- 5	0- 4	1- 0	HOME	0- 1	2- 0	1- 0				
6- 2	0- 0	0- 1	AWAY	2- 1	4- 0	4- 0				
1- 1	0- 1	0- 0	NEUTRAL	0- 0	1- 0	1- 0				

RPI	S	Opponent	Score	RPI	S	Opponent	Score	Team's RPI: 50	RPI	S	Opponent	Score	RPI	S	Opponent	Score
8	H	Mississippi St.	59 85	30	A	Missouri	65 74		55	A	New Mexico	79 76	112	H	Georgia	59 58
11	A	Iowa St.	64 67	30	H	Missouri	58 54		60	A	Tennessee	62 73	153	H	Oklahoma	95 79
16	H	Texas A&M	67 69	38	N	North Carolina	86 81		60	H	Tennessee	69 78	157	A	Alabama	66 56
16	N	Texas A&M	62 64						67	A	Arkansas	75 72	157	H	Alabama	77 38
17	H	South Carolina	66 73						85	A	LSU	56 46	157	N	Alabama	53 52
22	H	Kentucky	68 78										166	H	Nicholls St.	80 59
													179	N	Coastal Caro.	84 78
													207	H	Grambling	97 48
													209	A	Vanderbilt	72 70
													213	A	Florida	64 56
													236	A	Saint Joseph's	81 70
													239	A	Ole Miss	64 51
													240	A	Elon	96 44
													268	H	Alabama St.	83 50
													269	H	Louisiana	71 59
													290	H	Samford	73 46
LAST 12 Division I GAMES:																
157	N	Alabama	53 52	30	H	Missouri	58 54		157	H	Alabama	77 38				
16	N	Texas A&M	62 64	60	A	Tennessee	62 73		67	A	Arkansas	75 72				
55	A	New Mexico	79 76	22	H	Kentucky	68 78		112	H	Georgia	59 58				
11	A	Iowa St.	64 67													
85	A	LSU	56 46													
17	H	South Carolina	66 73													

Non-Div I Games: Xavier (LA) 77 58

Auburn

■ Loss,
 ■ Non-Conf, S Site,
 ■ Home
 ■ Away
 N Neutral

Average RPI Win:	253	WON-LOST	WINNING	LAST 10	STRENGTH OF	OPP. STRENGTH	TEAM	ADJ.	CONF.	ADJ CONF.
Average RPI Loss:	200	RECORD	PCT. RANK	GAMES	SCHEDULE	OF SCHEDULE	RPI	RPI	RPI	RPI
DIV. I ONLY	13- 15	197	0- 1	328	275	261	261	22	22	
DIV. I NON-CONF.	3- 6	241	0- 0	345	278	341	341	23	23	
TOTALS	RPI 1-25	RPI 26-50	W-L RECORDS	RPI 51-100	RPI 101-999	RPI 150+				
13- 15	0- 0	0- 1	OVERALL	0- 1	13- 13	10- 9				
9- 4	0- 0	0- 1	HOME	0- 0	9- 3	8- 2				
4- 10	0- 0	0- 0	AWAY	0- 1	4- 9	2- 7				
0- 1	0- 0	0- 0	NEUTRAL	0- 0	0- 1	0- 0				
3- 6	0- 0	0- 0	NON-CONFERENCE	0- 1	3- 5	3- 4				
3- 1	0- 0	0- 0	HOME	0- 0	3- 1	3- 1				
0- 5	0- 0	0- 0	AWAY	0- 1	0- 4	0- 3				
0- 0	0- 0	0- 0	NEUTRAL	0- 0	0- 0	0- 0				
10- 9	0- 0	0- 1	CONFERENCE	0- 0	10- 8	7- 5				
6- 3	0- 0	0- 1	HOME	0- 0	6- 2	5- 1				
4- 5	0- 0	0- 0	AWAY	0- 0	4- 5	2- 4				
0- 1	0- 0	0- 0	NEUTRAL	0- 0	0- 1	0- 0				

RPI 1-25	RPI 26-50	RPI 51-100	RPI 101+	Team's RPI: 261
RPI S Opponent Score	RPI S Opponent Score	RPI S Opponent Score	RPI S Opponent Score	
	47 Belmont 62 80	77 Cincinnati 48 69	113 UT Martin 65 74	
			113 UT Martin 58 59	
			131 Morehead St. 84 75	
			131 Morehead St. 81 80	
			132 Illinois St. 49 61	
			146 Tennessee Tech 72 65	
			146 N Tennessee Tech 57 68	
			209 Vanderbilt 70 99	
			217 Jacksonville St. 56 67	
			238 SIUE 68 69	
			238 SIUE 77 65	
			242 Western Ill. 72 77	
			243 Northern Ky. 52 48	
			245 Southeast Mo. St. 54 64	
			245 Southeast Mo. St. 56 54	
			263 Murray St. 72 77	
			263 Murray St. 59 56	
			295 Eastern Ill. 73 60	
			295 Eastern Ill. 57 67	
			301 Alabama A&M 75 58	
			303 Tennessee St. 74 47	
			329 Mississippi Val. 89 95	
			330 Lipscomb 70 58	
			331 Evansville 52 56	
			333 Eastern Ky. 80 60	
			333 Eastern Ky. 100 65	
LAST 12 Division I GAMES:				
	146 N Tennessee Tech 57 68	131 Morehead St. 84 75		
	263 Murray St. 72 77	295 Eastern Ill. 57 67		
	333 Eastern Ky. 80 60	238 SIUE 77 65		
	113 UT Martin 58 59	217 Jacksonville St. 56 67		
	245 Southeast Mo. St. 56 54	146 Tennessee Tech 72 65		
	263 Murray St. 59 56	47 Belmont 62 80		

Non-Div I Games: Christian Bros. 100 62 Trevecca Nazarene 90 78

Austin Peay

Loss, Non-Conf, S Site, Home Away N Neutral

BYU				STRENGTH OF		OPP. STRENGTH	TEAM	ADJ.	CONF.	ADJ CONF.
Average RPI Win:	154	WON-LOST	WINNING	LAST 10	SCHEDULE	OF SCHEDULE	RPI	RPI	RPI	RPI
Average RPI Loss:	109	RECORD	PCT. RANK	GAMES						
DIV. I ONLY	25- 6	25	2- 0	74	102	26	26	7	7	
DIV. I NON-CONF.	8- 3	72	0- 0	155	201	78	78	7	7	
<hr/>										
TOTALS	RPI 1-25	RPI 26-50	W-L RECORDS	RPI 51-100	RPI 101-999	RPI 150+				
25- 6	3- 0	1- 2	OVERALL	3- 2	18- 2	14- 1				
12- 2	1- 0	0- 2	HOME	1- 0	10- 0	7- 0				
9- 4	1- 0	1- 0	AWAY	0- 2	7- 2	6- 1				
4- 0	1- 0	0- 0	NEUTRAL	2- 0	1- 0	1- 0				
8- 3	0- 0	0- 1	NON-CONFERENCE	1- 1	7- 1	6- 1				
4- 1	0- 0	0- 1	HOME	0- 0	4- 0	3- 0				
2- 2	0- 0	0- 0	AWAY	0- 1	2- 1	2- 1				
2- 0	0- 0	0- 0	NEUTRAL	1- 0	1- 0	1- 0				
17- 3	3- 0	1- 1	CONFERENCE	2- 1	11- 1	8- 0				
8- 1	1- 0	0- 1	HOME	1- 0	6- 0	4- 0				
7- 2	1- 0	1- 0	AWAY	0- 1	5- 1	4- 0				
2- 0	1- 0	0- 0	NEUTRAL	1- 0	0- 0	0- 0				

RPI 1-25				RPI 26-50				RPI 51-100				RPI 101+			
RPI	S	Opponent	Score	RPI	S	Opponent	Score	RPI	S	Opponent	Score	RPI	S	Opponent	Score
13	A	Gonzaga	66 64	42	H	California	52 70	58	N	TCU	61 58	102	A	Pacific	77 74
13	H	Gonzaga	70 68	49	A	Saint Mary's (CA)	74 73	88	A	Utah	67 78	102	H	Pacific	75 49
13	N	Gonzaga	82 68	49	H	Saint Mary's (CA)	75 78	99	A	Pepperdine	65 79	104	A	Loyola Marymount	58 61
								99	H	Pepperdine	83 58	104	H	Loyola Marymount	55 44
								99	N	Pepperdine	68 63	129	H	Northern Colo.	70 50
												159	H	UC Riverside	72 70
												163	A	Santa Clara	54 44
												163	H	Santa Clara	69 64
												181	A	Utah St.	62 57
												182	H	Eastern Wash.	80 65
												189	A	Portland	70 69
												189	H	Portland	79 71
												214	N	California Baptist	76 69
												252	A	San Francisco	67 59
												252	H	San Francisco	82 59
												272	A	Southern Utah	64 67
												273	A	San Diego	65 56
												273	H	San Diego	80 68
												281	H	Colorado St.	51 42
												293	A	Utah Valley	77 51
<hr/>															
LAST 12 Division I GAMES:															
				99	N	Pepperdine	68 63	189	A	Portland	70 69				
				13	N	Gonzaga	82 68	102	H	Pacific	75 49				
				163	H	Santa Clara	69 64	49	H	Saint Mary's (CA)	75 78				
				252	H	San Francisco	82 59	99	A	Pepperdine	65 79				
				273	H	San Diego	80 68	104	A	Loyola Marymount	58 61				
				13	A	Gonzaga	66 64	273	A	San Diego	65 56				

Non-Div I Games:

BYU

■ Loss,
 ■ Non-Conf,
 ■ S Site,
 ■ Home
 ■ Away
 N Neutral

Average RPI Win:	170	WON-LOST	WINNING	LAST 10	STRENGTH OF	OPP. STRENGTH	TEAM	ADJ.	CONF.	ADJ CONF.
Average RPI Loss:	102	RECORD	PCT. RANK	GAMES	SCHEDULE	OF SCHEDULE	RPI	RPI	RPI	RPI
DIV. I ONLY	7- 23	305	0- 1	57	82	220	220	8	8	
DIV. I NON-CONF.	4- 7	228	0- 0	107	41	199	199	9	9	
TOTALS	RPI 1-25	RPI 26-50	W-L RECORDS	RPI 51-100	RPI 101-999	RPI 150+				
7- 23	0- 2	0- 6	OVERALL	3- 8	4- 7	3- 6				
5- 9	0- 1	0- 2	HOME	2- 2	3- 4	3- 3				
2- 11	0- 1	0- 3	AWAY	1- 4	1- 3	0- 3				
0- 3	0- 0	0- 1	NEUTRAL	0- 2	0- 0	0- 0				
4- 7	0- 0	0- 1	NON-CONFERENCE	2- 5	2- 1	2- 1				
3- 2	0- 0	0- 0	HOME	1- 1	2- 1	2- 1				
1- 2	0- 0	0- 0	AWAY	1- 2	0- 0	0- 0				
0- 3	0- 0	0- 1	NEUTRAL	0- 2	0- 0	0- 0				
3- 16	0- 2	0- 5	CONFERENCE	1- 3	2- 6	1- 5				
2- 7	0- 1	0- 2	HOME	1- 1	1- 3	1- 2				
1- 9	0- 1	0- 3	AWAY	0- 2	1- 3	0- 3				
0- 0	0- 0	0- 0	NEUTRAL	0- 0	0- 0	0- 0				

RPI 1-25				RPI 26-50				RPI 51-100				RPI 101+ Team's RPI: 220			
RPI	S	Opponent	Score	RPI	S	Opponent	Score	RPI	S	Opponent	Score	RPI	S	Opponent	Score
25	A	Buffalo	65 77	32	A	Central Mich.	63 81	52	A	Missouri St.	54 74	126	A	Northern Ill.	67 64
25	H	Buffalo	58 97	32	H	Central Mich.	64 81	74	A	Butler	47 64	126	H	Northern Ill.	83 93
				34	A	Ohio	62 94	77	H	Cincinnati	75 63	164	A	Akron	61 91
				34	H	Ohio	75 90	79	N	Duke	62 79	197	A	Eastern Mich.	53 56
				41	N	Quinnipiac	66 69	82	N	Fordham	70 78	197	H	Eastern Mich.	57 67
				45	A	Miami (OH)	57 60	83	H	Kent St.	48 44	209	H	Vanderbilt	43 60
								86	A	Toledo	63 67	219	H	Bowling Green	77 70
								86	A	Toledo	58 65	270	A	Western Mich.	54 72
								86	H	Toledo	62 63	270	H	Western Mich.	62 65
								89	H	Purdue	38 80	285	H	Cleveland St.	67 62
								95	A	Western Ky.	86 83	303	H	Tennessee St.	90 51
LAST 12 Division I GAMES:															
86	A	Toledo	63 67	270	A	Western Mich.	54 72								
32	A	Central Mich.	63 81	32	H	Central Mich.	64 81								
41	N	Quinnipiac	66 69	86	H	Toledo	62 63								
79	N	Duke	62 79	197	A	Eastern Mich.	53 56								
197	H	Eastern Mich.	57 67	164	A	Akron	61 91								
126	A	Northern Ill.	67 64	126	H	Northern Ill.	83 93								

Non-Div I Games: Urbana 99 62

Ball St.

■ Loss,
 ■ Non-Conf,
 ■ S Site,
 ■ Home
 ■ A Away
 N Neutral

Average RPI Win: 90		WON-LOST	WINNING	LAST 10	STRENGTH OF		OPP. STRENGTH	TEAM	ADJ.	CONF.	ADJ CONF.
Average RPI Loss: 4		RECORD	PCT. RANK	GAMES	SCHEDULE		OF SCHEDULE	RPI	RPI	RPI	RPI
DIV. I ONLY		31- 1	1	1- 0	2		15	2	2	3	3
DIV. I NON-CONF.		10- 1	17	0- 0	4		31	2	2	3	3
TOTALS		RPI 1-25	RPI 26-50		W-L RECORDS		RPI 51-100	RPI 101-999		RPI 150+	
31- 1	6- 1	6- 0		OVERALL		5- 0	14- 0		8- 0		
15- 0	2- 0	2- 0		HOME		2- 0	9- 0		6- 0		
11- 1	3- 1	2- 0		AWAY		2- 0	4- 0		2- 0		
5- 0	1- 0	2- 0		NEUTRAL		1- 0	1- 0		0- 0		
10- 1	3- 1	1- 0		NON-CONFERENCE		1- 0	5- 0		4- 0		
6- 0	1- 0	0- 0		HOME		0- 0	5- 0		4- 0		
2- 1	2- 1	0- 0		AWAY		0- 0	0- 0		0- 0		
2- 0	0- 0	1- 0		NEUTRAL		1- 0	0- 0		0- 0		
21- 0	3- 0	5- 0		CONFERENCE		4- 0	9- 0		4- 0		
9- 0	1- 0	2- 0		HOME		2- 0	4- 0		2- 0		
9- 0	1- 0	2- 0		AWAY		2- 0	4- 0		2- 0		
3- 0	1- 0	1- 0		NEUTRAL		0- 0	1- 0		0- 0		

RPI 1-25				Team's RPI: 2		RPI 26-50				RPI 51-100				RPI 101+			
RPI	S	Opponent	Score	RPI	S	Opponent	Score	RPI	S	Opponent	Score	RPI	S	Opponent	Score		
4	A	Stanford	63 68	27	N	South Dakota St.	72 66	58	A	TCU	79 55	131	H	Morehead St.	96 58		
6	H	UConn	68 57	28	A	Texas	74 68	58	H	TCU	89 71	140	A	Texas Tech	73 56		
11	A	Iowa St.	73 60	28	H	Texas	64 35	70	N	Georgetown	67 46	140	H	Texas Tech	96 37		
11	H	Iowa St.	84 69	33	A	Kansas St.	71 48	80	A	West Virginia	63 57	140	N	Texas Tech	100 61		
11	N	Iowa St.	67 49	33	H	Kansas St.	65 50	80	H	West Virginia	79 47	143	A	Oklahoma St.	66 58		
17	A	South Carolina	94 69	33	N	Kansas St.	88 60					143	H	Oklahoma St.	76 44		
23	A	Arizona St.	65 59									151	A	Kansas	94 68		

Non-Div I Games:

Baylor

Belmont

Through Games Of March 17, 2019

Average RPI Win:	211	WON-LOST	WINNING	LAST 10	STRENGTH OF	OPP. STRENGTH	TEAM	ADJ.	CONF.	ADJ CONF.
Average RPI Loss:	78	RECORD	PCT. RANK	GAMES	SCHEDULE	OF SCHEDULE	RPI	RPI	RPI	RPI
DIV. I ONLY	26- 6	18	1- 0	142	197	47	47	22	22	
DIV. I NON-CONF.	7- 4	108	0- 0	89	27	49	49	23	23	
TOTALS	RPI 1-25	RPI 26-50	W-L RECORDS	RPI 51-100	RPI 101-999	RPI 150+				
26- 6	0- 1	0- 0	OVERALL	2- 3	24- 2	18- 0				
11- 2	0- 0	0- 0	HOME	0- 1	11- 1	9- 0				
12- 4	0- 1	0- 0	AWAY	2- 2	10- 1	8- 0				
3- 0	0- 0	0- 0	NEUTRAL	0- 0	3- 0	1- 0				
7- 4	0- 1	0- 0	NON-CONFERENCE	2- 3	5- 0	5- 0				
3- 1	0- 0	0- 0	HOME	0- 1	3- 0	3- 0				
4- 3	0- 1	0- 0	AWAY	2- 2	2- 0	2- 0				
0- 0	0- 0	0- 0	NEUTRAL	0- 0	0- 0	0- 0				
19- 2	0- 0	0- 0	CONFERENCE	0- 0	19- 2	13- 0				
8- 1	0- 0	0- 0	HOME	0- 0	8- 1	6- 0				
8- 1	0- 0	0- 0	AWAY	0- 0	8- 1	6- 0				
3- 0	0- 0	0- 0	NEUTRAL	0- 0	3- 0	1- 0				

RPI 1-25				RPI 26-50		Team's RPI: 47		RPI 51-100				RPI 101+			
RPI	S	Opponent	Score	RPI	S	Opponent	Score	RPI	S	Opponent	Score	RPI	S	Opponent	Score
9	A	NC State	62 77					51	A	Clemson	62 65	113	A	UT Martin	68 71
								59	A	Wright St.	79 63	113	H	UT Martin	100 86
								60	A	Tennessee	76 84	113	N	UT Martin	59 53
								66	A	Middle Tenn.	45 38	131	A	Morehead St.	77 57
								86	H	Toledo	69 78	131	H	Morehead St.	77 50
												146	A	Tennessee Tech	99 67
												146	H	Tennessee Tech	72 77
												146	N	Tennessee Tech	62 48
												155	H	Tulsa	78 53
												169	A	Chattanooga	67 51
												190	H	Arkansas St.	74 55
												217	A	Jacksonville St.	64 41
												217	H	Jacksonville St.	66 52
												238	H	SIUE	87 54
												243	A	Northern Ky.	71 53
												245	A	Southeast Mo. St.	92 86
												245	H	Southeast Mo. St.	91 57
												245	N	Southeast Mo. St.	74 65
												261	A	Austin Peay	80 62
												263	A	Murray St.	65 58
												295	H	Eastern Ill.	98 57
												303	A	Tennessee St.	89 65
												303	H	Tennessee St.	80 46
												330	H	Lipscomb	83 43
												333	A	Eastern Ky.	87 52
												333	H	Eastern Ky.	69 43
LAST 12 Division I GAMES:															
				146	N	Tennessee Tech	62 48					295	H	Eastern Ill.	98 57
				245	N	Southeast Mo. St.	74 65					146	A	Tennessee Tech	99 67
				113	N	UT Martin	59 53					303	A	Tennessee St.	89 65
				245	A	Southeast Mo. St.	92 86					131	A	Morehead St.	77 57
				113	A	UT Martin	68 71					333	A	Eastern Ky.	87 52
				238	H	SIUE	87 54					113	H	UT Martin	100 86

Non-Div I Games:

Belmont

Loss, Non-Conf, S Site, H Home A Away N Neutral

Through Games of March 17, 2015				Through Games of March 17, 2015						
Average RPI Win: 289		WON-LOST	WINNING	LAST 10	STRENGTH OF	OPP. STRENGTH	TEAM	ADJ.	CONF.	ADJ CONF.
Average RPI Loss: 205		RECORD	PCT. RANK	GAMES	SCHEDULE	OF SCHEDULE	RPI	RPI	RPI	RPI
DIV. I ONLY		19- 10	88	2- 0	346	333	201	201	32	32
DIV. I NON-CONF.		5- 5	162	0- 0	314	176	211	211	32	32
TOTALS		RPI 1-25	RPI 26-50	W-L RECORDS	RPI 51-100	RPI 101-999	RPI 150+			
19- 10	0- 0		0- 0	OVERALL	0- 0	19- 10	19- 7			
8- 3	0- 0		0- 0	HOME	0- 0	8- 3	8- 3			
7- 7	0- 0		0- 0	AWAY	0- 0	7- 7	7- 4			
4- 0	0- 0		0- 0	NEUTRAL	0- 0	4- 0	4- 0			
5- 5	0- 0		0- 0	NON-CONFERENCE	0- 0	5- 5	5- 2			
3- 0	0- 0		0- 0	HOME	0- 0	3- 0	3- 0			
1- 5	0- 0		0- 0	AWAY	0- 0	1- 5	1- 2			
1- 0	0- 0		0- 0	NEUTRAL	0- 0	1- 0	1- 0			
14- 5	0- 0		0- 0	CONFERENCE	0- 0	14- 5	14- 5			
5- 3	0- 0		0- 0	HOME	0- 0	5- 3	5- 3			
6- 2	0- 0		0- 0	AWAY	0- 0	6- 2	6- 2			
3- 0	0- 0		0- 0	NEUTRAL	0- 0	3- 0	3- 0			

[illegible]

Non-Div I Games:	Flagler	74	59	Edward Waters	73	46
------------------	---------	----	----	---------------	----	----

Bethune-Cookman

Loss, Non-Conf, S Site, H Home A Away N Neutral

RPI	S	Opponent	Score	
345	A	Savannah St.	68	47
346	A	Florida A&M	52	50
346	H	Florida A&M	70	60

Bethune-Cookman
a
n

Binghamton

Through Games Of March 17, 2019

Average RPI Win:	280	WON-LOST	WINNING	LAST 10	STRENGTH OF	OPP. STRENGTH	TEAM	ADJ.	CONF.	ADJ CONF.
Average RPI Loss:	164	RECORD	PCT. RANK	GAMES	SCHEDULE	OF SCHEDULE	RPI	RPI	RPI	RPI
DIV. I ONLY	10- 18	250	0- 1	213	262	255	255	23	23	
DIV. I NON-CONF.	3- 8	267	0- 0	110	235	248	248	24	24	
TOTALS	RPI 1-25	RPI 26-50	W-L RECORDS	RPI 51-100	RPI 101-999	RPI 150+				
10- 18	0- 2	0- 1	OVERALL	0- 2	10- 13	9- 9				
6- 7	0- 0	0- 0	HOME	0- 1	6- 6	5- 4				
4- 11	0- 2	0- 1	AWAY	0- 1	4- 7	4- 5				
0- 0	0- 0	0- 0	NEUTRAL	0- 0	0- 0	0- 0				
3- 8	0- 2	0- 1	NON-CONFERENCE	0- 0	3- 5	3- 4				
3- 2	0- 0	0- 0	HOME	0- 0	3- 2	3- 1				
0- 6	0- 2	0- 1	AWAY	0- 0	0- 3	0- 3				
0- 0	0- 0	0- 0	NEUTRAL	0- 0	0- 0	0- 0				
7- 10	0- 0	0- 0	CONFERENCE	0- 2	7- 8	6- 5				
3- 5	0- 0	0- 0	HOME	0- 1	3- 4	2- 3				
4- 5	0- 0	0- 0	AWAY	0- 1	4- 4	4- 2				
0- 0	0- 0	0- 0	NEUTRAL	0- 0	0- 0	0- 0				

RPI 1-25				RPI 26-50				RPI 51-100				RPI 101+ Team's RPI: 255			
RPI	S	Opponent	Score	RPI	S	Opponent	Score	RPI	S	Opponent	Score	RPI	S	Opponent	Score
1	A	Notre Dame	53 103	34	A	Ohio	49 86	54	A	Maine	66 95	103	A	Hartford	50 63
12	A	Marquette	40 93					54	H	Maine	60 67	103	H	Hartford	73 62
												127	H	Lehigh	55 65
												139	A	Stony Brook	53 68
												139	H	Stony Brook	56 65
												168	H	Rider	57 62
												199	H	Cornell	72 61
												211	A	Dartmouth	39 63
												237	A	Albany (NY)	56 61
												237	A	Albany (NY)	56 61
												237	H	Albany (NY)	62 71
												271	A	Niagara	72 79
												279	A	Vermont	59 50
												279	H	Vermont	57 58
												291	H	Army West Point	60 47
												305	A	UMBC	58 46
												305	H	UMBC	67 45
												317	A	New Hampshire	71 62
												317	H	New Hampshire	53 54
												323	A	Lafayette	50 59
												328	A	UMass Lowell	70 50
												328	H	UMass Lowell	58 53
												344	H	Fairleigh Dickinson	73 54
LAST 12 Division I GAMES:															
237	A	Albany (NY)	56 61	317	H	New Hampshire	53 54								
54	H	Maine	60 67	139	A	Stony Brook	53 68								
103	A	Hartford	50 63	237	H	Albany (NY)	62 71								
279	A	Vermont	59 50	103	H	Hartford	73 62								
328	H	UMass Lowell	58 53	54	A	Maine	66 95								
305	A	UMBC	58 46	328	A	UMass Lowell	70 50								

Non-Div I Games: Charleston (WV) 69 62 Caldwell 73 54

Binghamton

Loss, Non-Conf, S Site, H Home A Away N Neutral

Average RPI Win:	191	WON-LOST	WINNING	LAST 10	STRENGTH OF	OPP. STRENGTH	TEAM	ADJ.	CONF.	ADJ CONF.
Average RPI Loss:	102	RECORD	PCT. RANK	GAMES	SCHEDULE	OF SCHEDULE	RPI	RPI	RPI	RPI
DIV. I ONLY	26- 4	11	2- 0	201	97	39	39	15	15	
DIV. I NON-CONF.	7- 2	58	0- 0	163	10	59	59	13	13	
TOTALS	RPI 1-25	RPI 26-50	W-L RECORDS	RPI 51-100	RPI 101-999	RPI 150+				
26- 4	0- 1	0- 0	OVERALL	5- 1	21- 2	16- 2				
12- 1	0- 1	0- 0	HOME	2- 0	10- 0	8- 0				
8- 3	0- 0	0- 0	AWAY	0- 1	8- 2	6- 2				
6- 0	0- 0	0- 0	NEUTRAL	3- 0	3- 0	2- 0				
7- 2	0- 1	0- 0	NON-CONFERENCE	2- 0	5- 1	3- 1				
3- 1	0- 1	0- 0	HOME	0- 0	3- 0	2- 0				
1- 1	0- 0	0- 0	AWAY	0- 0	1- 1	0- 1				
3- 0	0- 0	0- 0	NEUTRAL	2- 0	1- 0	1- 0				
19- 2	0- 0	0- 0	CONFERENCE	3- 1	16- 1	13- 1				
9- 0	0- 0	0- 0	HOME	2- 0	7- 0	6- 0				
7- 2	0- 0	0- 0	AWAY	0- 1	7- 1	6- 1				
3- 0	0- 0	0- 0	NEUTRAL	1- 0	2- 0	1- 0				

RPI 1-25				RPI 26-50				Team's RPI: 39				RPI 51-100				RPI 101+			
RPI	S	Opponent	Score	RPI	S	Opponent	Score	RPI	S	Opponent	Score	RPI	S	Opponent	Score	RPI	S	Opponent	Score
3	H	Louisville	55 74									55	H	New Mexico	70 66	120	A	Fresno St.	72 60
												64	A	Wyoming	52 64	120	H	Fresno St.	83 76
												64	H	Wyoming	72 64	120	N	Fresno St.	89 77
												64	N	Wyoming	68 51	136	A	Washington	73 69
												84	N	Idaho	91 85	149	H	CSUN	74 63
												87	N	UNI	61 60	158	A	Washington St.	71 95
																181	A	Utah St.	68 81
																182	H	Eastern Wash.	67 55
																195	N	Saint Francis (PA)	78 64
																204	A	UNLV	64 57
																204	H	UNLV	53 38
																208	A	San Diego St.	69 66
																208	H	San Diego St.	91 67
																244	A	Nevada	75 74
																244	H	Nevada	80 65
																244	N	Nevada	72 67
																272	H	Southern Utah	88 53
																281	A	Colorado St.	72 63
																281	H	Colorado St.	70 57
																297	A	Air Force	80 60
																297	H	Air Force	79 48
																298	A	San Jose St.	83 69
																298	H	San Jose St.	99 68
LAST 12 Division I GAMES:																			
				120	N	Fresno St.	89 77					204	H	UNLV	53 38				
				64	N	Wyoming	68 51					281	A	Colorado St.	72 63				
				244	N	Nevada	72 67					181	A	Utah St.	68 81				
				136	A	Washington	73 69					208	H	San Diego St.	91 67				
				297	A	Air Force	80 60					120	H	Fresno St.	83 76				
				55	H	New Mexico	70 66					298	A	San Jose St.	83 69				

Non-Div I Games: Southern Ore. 91 46 Northwest Chrst. 93 26

Boise St.

Loss, Non-Conf, S Site, H Home A Away N Neutral

Average RPI Win:	201	WON-LOST	WINNING	LAST 10	STRENGTH OF	OPP. STRENGTH	TEAM	ADJ.	CONF.	ADJ CONF.
Average RPI Loss:	45	RECORD	PCT. RANK	GAMES	SCHEDULE	OF SCHEDULE	RPI	RPI	RPI	RPI
DIV. I ONLY	14- 16	191	0- 1	61	32	134	134	1	1	
DIV. I NON-CONF.	11- 2	32	0- 0	237	303	105	105	1	1	
TOTALS	RPI 1-25	RPI 26-50	W-L RECORDS	RPI 51-100	RPI 101-999	RPI 150+				
14- 16	0- 8	0- 1	OVERALL	1- 5	13- 2	10- 0				
8- 9	0- 4	0- 0	HOME	1- 3	7- 2	7- 0				
4- 6	0- 4	0- 1	AWAY	0- 1	4- 0	1- 0				
2- 1	0- 0	0- 0	NEUTRAL	0- 1	2- 0	2- 0				
11- 2	0- 0	0- 0	NON-CONFERENCE	0- 0	11- 2	10- 0				
7- 2	0- 0	0- 0	HOME	0- 0	7- 2	7- 0				
2- 0	0- 0	0- 0	AWAY	0- 0	2- 0	1- 0				
2- 0	0- 0	0- 0	NEUTRAL	0- 0	2- 0	2- 0				
3- 14	0- 8	0- 1	CONFERENCE	1- 5	2- 0	0- 0				
1- 7	0- 4	0- 0	HOME	1- 3	0- 0	0- 0				
2- 6	0- 4	0- 1	AWAY	0- 1	2- 0	0- 0				
0- 1	0- 0	0- 0	NEUTRAL	0- 1	0- 0	0- 0				

RPI 1-25				RPI 26-50				RPI 51-100				RPI 101+ Team's RPI: 134			
RPI	S	Opponent	Score	RPI	S	Opponent	Score	RPI	S	Opponent	Score	RPI	S	Opponent	Score
1	A	Notre Dame	63 92	38	A	North Carolina	78 93	51	H	Clemson	58 91	108	H	Minnesota	69 77
1	H	Notre Dame	47 97					68	H	Georgia Tech	76 81	111	A	Houston	64 57
3	A	Louisville	51 87					73	H	Virginia Tech	86 95	121	H	Providence	57 61
9	H	NC State	69 85					79	H	Duke	92 90	128	A	Pittsburgh	59 55
10	A	Syracuse	69 96					97	A	Virginia	77 79	147	A	Wake Forest	65 64
10	H	Syracuse	59 76					97	N	Virginia	61 77	168	N	Rider	112 61
19	A	Miami (FL)	73 76									174	H	Holy Cross	89 63
21	H	Florida St.	71 91									177	H	Boston U.	78 51
												194	H	Campbell	76 56
												211	H	Dartmouth	99 68
												253	H	Columbia	74 60
												260	A	Rhode Island	88 64
												267	N	Loyola Maryland	73 47
												294	H	Bryant	83 46
												347	H	Saint Peter's	89 57
LAST 12 Division I GAMES:															
		97 N Virginia	61 77			1	H Notre Dame	47 97							
		168 N Rider	112 61			10	A Syracuse	69 96							
		10 H Syracuse	59 76			97	A Virginia	77 79							
		3 A Louisville	51 87			73	H Virginia Tech	86 95							
		38 A North Carolina	78 93			79	H Duke	92 90							
		51 H Clemson	58 91			19	A Miami (FL)	73 76							

Non-Div I Games:

Boston College

■ Loss,
 ■ Non-Conf,
 ■ S Site,
 ■ H Home
 ■ A Away
 N Neutral

Average RPI Win: 239	WON-LOST	WINNING	LAST 10	STRENGTH OF	OPP. STRENGTH	TEAM	ADJ.	CONF.	ADJ CONF.
Average RPI Loss: 148	RECORD	PCT. RANK	GAMES	SCHEDULE	OF SCHEDULE	RPI	RPI	RPI	RPI
DIV. I ONLY	15- 14	157	0- 1	207	229	177	177	18	18
DIV. I NON-CONF.	4- 6	212	0- 0	236	213	237	237	21	21
TOTALS	RPI 1-25	RPI 26-50	W-L RECORDS	RPI 51-100	RPI 101-999	RPI 150+			
15- 14	0- 0	1- 1	OVERALL	0- 4	14- 9	11- 7			
8- 6	0- 0	0- 1	HOME	0- 1	8- 4	6- 4			
7- 8	0- 0	1- 0	AWAY	0- 3	6- 5	5- 3			
0- 0	0- 0	0- 0	NEUTRAL	0- 0	0- 0	0- 0			
4- 6	0- 0	0- 0	NON-CONFERENCE	0- 2	4- 4	3- 2			
4- 0	0- 0	0- 0	HOME	0- 0	4- 0	3- 0			
0- 6	0- 0	0- 0	AWAY	0- 2	0- 4	0- 2			
0- 0	0- 0	0- 0	NEUTRAL	0- 0	0- 0	0- 0			
11- 8	0- 0	1- 1	CONFERENCE	0- 2	10- 5	8- 5			
4- 6	0- 0	0- 1	HOME	0- 1	4- 4	3- 4			
7- 2	0- 0	1- 0	AWAY	0- 1	6- 1	5- 1			
0- 0	0- 0	0- 0	NEUTRAL	0- 0	0- 0	0- 0			

RPI 1-25				RPI 26-50				RPI 51-100				RPI 101+ Team's RPI: 177			
RPI	S	Opponent	Score	RPI	S	Opponent	Score	RPI	S	Opponent	Score	RPI	S	Opponent	Score
				37	A	Bucknell	70 62	71	A	American	48 50	118	A	Marist	57 68
				37	H	Bucknell	58 62	71	H	American	51 64	127	A	Lehigh	52 48
								90	A	Harvard	47 67	127	H	Lehigh	58 45
								96	A	Northeastern	51 81	134	A	Boston College	51 78
												138	H	Delaware	72 61
												174	A	Holy Cross	69 75
												174	H	Holy Cross	70 72
												174	H	Holy Cross	61 64
												206	A	Massachusetts	55 66
												211	A	Dartmouth	44 64
												250	A	Colgate	61 53
												250	H	Colgate	72 81
												259	A	Navy	49 35
												259	H	Navy	66 55
												267	A	Loyola Maryland	64 62
												267	H	Loyola Maryland	55 59
												283	H	Brown	72 51
												291	A	Army West Point	67 42
												291	H	Army West Point	63 51
												294	H	Bryant	67 65
												317	H	New Hampshire	60 39
												323	A	Lafayette	47 44
												323	H	Lafayette	50 49
LAST 12 Division I GAMES:															
				174	H	Holy Cross	70 72	174	H	Holy Cross	61 64				
				267	H	Loyola Maryland	55 59	250	A	Colgate	61 53				
				291	A	Army West Point	67 42	127	A	Lehigh	52 48				
				323	H	Lafayette	50 49	37	H	Bucknell	58 62				
				259	H	Navy	66 55	323	A	Lafayette	47 44				
				71	A	American	48 50	259	A	Navy	49 35				

Non-Div I Games:

Boston U.

Bowling Green

Through Games Of March 17, 2019

Average RPI Win:	210	WON-LOST	WINNING	LAST 10	STRENGTH OF	OPP. STRENGTH	TEAM	ADJ.	CONF.	ADJ CONF.
Average RPI Loss:	114	RECORD	PCT. RANK	GAMES	SCHEDULE	OF SCHEDULE	RPI	RPI	RPI	RPI
DIV. I ONLY	8- 21	285	0- 1	69	126	219	219	8	8	
DIV. I NON-CONF.	6- 4	125	0- 0	226	334	156	156	9	9	
TOTALS	RPI 1-25	RPI 26-50	W-L RECORDS	RPI 51-100	RPI 101-999	RPI 150+				
8- 21	1- 1	0- 6	OVERALL	1- 4	6- 10	6- 7				
6- 7	1- 0	0- 3	HOME	1- 1	4- 3	4- 2				
2- 13	0- 1	0- 3	AWAY	0- 3	2- 6	2- 5				
0- 1	0- 0	0- 0	NEUTRAL	0- 0	0- 1	0- 0				
6- 4	0- 0	0- 1	NON-CONFERENCE	0- 0	6- 3	6- 2				
4- 0	0- 0	0- 0	HOME	0- 0	4- 0	4- 0				
2- 3	0- 0	0- 1	AWAY	0- 0	2- 2	2- 2				
0- 1	0- 0	0- 0	NEUTRAL	0- 0	0- 1	0- 0				
2- 17	1- 1	0- 5	CONFERENCE	1- 4	0- 7	0- 5				
2- 7	1- 0	0- 3	HOME	1- 1	0- 3	0- 2				
0- 10	0- 1	0- 2	AWAY	0- 3	0- 4	0- 3				
0- 0	0- 0	0- 0	NEUTRAL	0- 0	0- 0	0- 0				

RPI 1-25				RPI 26-50				RPI 51-100				RPI 101+ Team's RPI: 219			
RPI	S	Opponent	Score	RPI	S	Opponent	Score	RPI	S	Opponent	Score	RPI	S	Opponent	Score
25	A	Buffalo	61 75	32	H	Central Mich.	54 92	83	A	Kent St.	73 77	126	A	Northern Ill.	47 88
25	H	Buffalo	78 72	34	A	Ohio	68 76	83	A	Kent St.	62 86	126	H	Northern Ill.	52 66
				34	H	Ohio	79 82	83	H	Kent St.	62 49	132	N	Mercer	63 76
				43	A	Michigan St.	69 99	86	A	Toledo	56 76	164	A	Akron	71 74
				45	A	Miami (OH)	62 75	86	H	Toledo	65 79	164	H	Akron	73 83
				45	H	Miami (OH)	75 82					173	H	Robert Morris	61 60
												179	A	Coastal Caro.	80 81
												197	A	Eastern Mich.	74 81
												218	A	Xavier	49 65
												220	A	Ball St.	70 77
												222	H	Marshall	99 76
												254	H	Loyola Chicago	88 74
												270	H	Western Mich.	82 84
												286	A	Canisius	74 53
												304	A	Valparaiso	79 72
												336	H	Detroit Mercy	79 73
LAST 12 Division I GAMES:															
83	A	Kent St.	62 86	83	A	Kent St.	73 77								
34	A	Ohio	68 76	25	H	Buffalo	78 72								
25	A	Buffalo	61 75	45	H	Miami (OH)	75 82								
83	H	Kent St.	62 49	126	A	Northern Ill.	47 88								
164	H	Akron	73 83	86	A	Toledo	56 76								
45	A	Miami (OH)	62 75	32	H	Central Mich.	54 92								

Non-Div I Games: Davis & Elkins 63 28

Bowling Green

■ Loss,
 ■ Non-Conf,
 ■ S Site,
 ■ Home
 ■ A Away
 N Neutral

Average RPI Win:	257	WON-LOST	WINNING	LAST 10	STRENGTH OF	OPP. STRENGTH	TEAM	ADJ.	CONF.	ADJ CONF.
Average RPI Loss:	100	RECORD	PCT. RANK	GAMES	SCHEDULE	OF SCHEDULE	RPI	RPI	RPI	RPI
DIV. I ONLY	19- 10	88	0- 1	303	172	154	154	13	13	
DIV. I NON-CONF.	9- 1	29	0- 0	349	242	159	159	15	15	
TOTALS	RPI 1-25	RPI 26-50	W-L RECORDS	RPI 51-100	RPI 101-999	RPI 150+				
19- 10	0- 2	0- 0	OVERALL	0- 5	19- 3	16- 2				
11- 3	0- 1	0- 0	HOME	0- 2	11- 0	10- 0				
7- 6	0- 1	0- 0	AWAY	0- 3	7- 2	6- 2				
1- 1	0- 0	0- 0	NEUTRAL	0- 0	1- 1	0- 0				
9- 1	0- 0	0- 0	NON-CONFERENCE	0- 1	9- 0	8- 0				
5- 0	0- 0	0- 0	HOME	0- 0	5- 0	5- 0				
3- 1	0- 0	0- 0	AWAY	0- 1	3- 0	3- 0				
1- 0	0- 0	0- 0	NEUTRAL	0- 0	1- 0	0- 0				
10- 9	0- 2	0- 0	CONFERENCE	0- 4	10- 3	8- 2				
6- 3	0- 1	0- 0	HOME	0- 2	6- 0	5- 0				
4- 5	0- 1	0- 0	AWAY	0- 2	4- 2	3- 2				
0- 1	0- 0	0- 0	NEUTRAL	0- 0	0- 1	0- 0				

RPI	S	Opponent	Score	RPI	S	Opponent	Score	RPI	S	Opponent	Score	RPI	S	Opponent	Score	Team's RPI: 154
20	A	Drake	63 95					52	A	Missouri St.	60 82	132	A	Illinois St.	79 68	
20	H	Drake	63 92					52	H	Missouri St.	56 68	132	H	Illinois St.	75 65	
								87	A	UNI	57 61	132	N	Illinois St.	55 61	
								87	H	UNI	78 81	138	N	Delaware	59 47	
								89	A	Purdue	61 74	156	A	Southern Ill.	55 62	
												156	H	Southern Ill.	58 53	
												242	H	Western Ill.	82 68	
												245	H	Southeast Mo. St.	85 79	
												249	A	Indiana St.	61 45	
												249	H	Indiana St.	81 80	
												254	A	Loyola Chicago	69 56	
												254	H	Loyola Chicago	71 59	
												285	A	Cleveland St.	67 65	
												295	H	Eastern Ill.	67 64	
												304	A	Valparaiso	73 76	
												304	H	Valparaiso	87 76	
												307	A	Fla. Atlantic	80 59	
												310	H	Oakland	73 64	
												326	A	Omaha	80 60	
												331	A	Evansville	75 68	
												331	H	Evansville	81 63	
												348	H	Chicago St.	89 59	
LAST 12 Division I GAMES:																
132	N	Illinois St.	55 61	132	H	Illinois St.	75 65	52	A	Missouri St.	60 82	156	A	Southern Ill.	55 62	
307	A	Fla. Atlantic	80 59	52	A	Missouri St.	60 82	331	H	Evansville	81 63	249	H	Indiana St.	81 80	
20	A	Drake	63 95	156	A	Southern Ill.	55 62	249	H	Indiana St.	81 80	254	A	Loyola Chicago	69 56	
87	A	UNI	57 61	331	H	Evansville	81 63	254	A	Loyola Chicago	69 56					
254	H	Loyola Chicago	71 59													
304	H	Valparaiso	87 76													

Non-Div I Games: Rockhurst 83 40

Bradley

■ Loss,
 ■ Non-Conf, S Site,
 ■ Home
 ■ Away
 N Neutral

Average RPI Win:	269	WON-LOST	WINNING	LAST 10	STRENGTH OF	OPP. STRENGTH	TEAM	ADJ.	CONF.	ADJ CONF.
Average RPI Loss:	144	RECORD	PCT. RANK	GAMES	SCHEDULE	OF SCHEDULE	RPI	RPI	RPI	RPI
DIV. I ONLY	7- 21	300	0- 1	193	200	283	283	11	11	
DIV. I NON-CONF.	6- 8	199	0- 1	256	308	227	227	11	11	
TOTALS	RPI 1-25	RPI 26-50	W-L RECORDS	RPI 51-100	RPI 101-999	RPI 150+				
7- 21	0- 0	0- 4	OVERALL	0- 5	7- 12	6- 10				
4- 8	0- 0	0- 2	HOME	0- 2	4- 4	3- 4				
2- 13	0- 0	0- 2	AWAY	0- 3	2- 8	2- 6				
1- 0	0- 0	0- 0	NEUTRAL	0- 0	1- 0	1- 0				
6- 8	0- 0	0- 2	NON-CONFERENCE	0- 1	6- 5	6- 4				
3- 2	0- 0	0- 1	HOME	0- 0	3- 1	3- 1				
2- 6	0- 0	0- 1	AWAY	0- 1	2- 4	2- 3				
1- 0	0- 0	0- 0	NEUTRAL	0- 0	1- 0	1- 0				
1- 13	0- 0	0- 2	CONFERENCE	0- 4	1- 7	0- 6				
1- 6	0- 0	0- 1	HOME	0- 2	1- 3	0- 3				
0- 7	0- 0	0- 1	AWAY	0- 2	0- 4	0- 3				
0- 0	0- 0	0- 0	NEUTRAL	0- 0	0- 0	0- 0				

RPI S	Opponent	Score	RPI S	Opponent	Score	RPI S	Opponent	Score	RPI S	Opponent	Score	Team's RPI: 283
29	A Rutgers	52 73	54	A Maine	96 102	126	A Northern Ill.	102 109				
37	H Bucknell	78 91	57	A Penn	43 83	141	A Yale	72 84				
44	A Princeton	74 93	57	H Penn	53 75	141	H Yale	86 71				
44	H Princeton	68 88	90	A Harvard	55 98	174	A Holy Cross	89 85				
			90	H Harvard	83 100	177	A Boston U.	51 72				
						199	A Cornell	48 66				
						199	H Cornell	53 65				
						206	H Massachusetts	61 90				
						211	A Dartmouth	43 78				
						211	H Dartmouth	61 81				
						253	A Columbia	62 93				
						253	H Columbia	81 83				
						260	A Rhode Island	67 72				
						282	H Fairfield	68 49				
						294	A Bryant	57 75				
						294	N Bryant	84 68				
						317	H New Hampshire	76 70				
						327	H Central Conn. St.	68 63				
						348	A Chicago St.	90 65				
LAST 12 Division I GAMES:												
260	A Rhode Island	67 72	90	A Harvard	55 98							
57	H Penn	53 75	253	H Columbia	81 83							
44	H Princeton	68 88	199	H Cornell	53 65							
199	A Cornell	48 66	44	A Princeton	74 93							
253	A Columbia	62 93	57	A Penn	43 83							
211	A Dartmouth	43 78	90	H Harvard	83 100							

Non-Div I Games: Johnson & Wales (RI78 46 Adelphi 75 62

Brown

Loss, Non-Conf, S Site, H Home A Away N Neutral

Average RPI Win:	296	WON-LOST	WINNING	LAST 10	STRENGTH OF	OPP. STRENGTH	TEAM	ADJ.	CONF.	ADJ CONF.
Average RPI Loss:	196	RECORD	PCT. RANK	GAMES	SCHEDULE	OF SCHEDULE	RPI	RPI	RPI	RPI
DIV. I ONLY	11- 19	242	0- 1	317	319	294	294	31	31	
DIV. I NON-CONF.	2- 9	297	0- 0	253	222	306	306	31	31	
TOTALS	RPI 1-25	RPI 26-50	W-L RECORDS	RPI 51-100	RPI 101-999	RPI 150+				
11- 19	0- 0	0- 0	OVERALL	0- 2	11- 17	11- 14				
7- 5	0- 0	0- 0	HOME	0- 1	7- 4	7- 4				
4- 12	0- 0	0- 0	AWAY	0- 1	4- 11	4- 9				
0- 2	0- 0	0- 0	NEUTRAL	0- 0	0- 2	0- 1				
2- 9	0- 0	0- 0	NON-CONFERENCE	0- 2	2- 7	2- 4				
1- 2	0- 0	0- 0	HOME	0- 1	1- 1	1- 1				
1- 5	0- 0	0- 0	AWAY	0- 1	1- 4	1- 2				
0- 2	0- 0	0- 0	NEUTRAL	0- 0	0- 2	0- 1				
9- 10	0- 0	0- 0	CONFERENCE	0- 0	9- 10	9- 10				
6- 3	0- 0	0- 0	HOME	0- 0	6- 3	6- 3				
3- 7	0- 0	0- 0	AWAY	0- 0	3- 7	3- 7				
0- 0	0- 0	0- 0	NEUTRAL	0- 0	0- 0	0- 0				

RPI S	Opponent	Score	RPI S	Opponent	Score	RPI S	Opponent	Score	RPI S	Opponent	Score	Team's RPI: 294
						54	H Maine	57 74	103	A Hartford	57 67	
						80	A West Virginia	48 94	121	N Providence	64 72	
									134	A Boston College	46 83	
									173	A Robert Morris	56 59	
									173	H Robert Morris	57 60	
									174	H Holy Cross	62 81	
									177	A Boston U.	65 67	
									192	A Sacred Heart	48 49	
									192	H Sacred Heart	57 67	
									195	A Saint Francis (PA)	66 78	
									195	A Saint Francis (PA)	78 91	
									195	H Saint Francis (PA)	66 63	
									220	A Mt. St. Mary's	73 68	
									220	H Mt. St. Mary's	77 59	
									248	A St. Francis Brooklyn	77 101	
									248	H St. Francis Brooklyn	55 60	
									283	H Brown	75 57	
									283	N Brown	68 84	
									317	A New Hampshire	74 79	
									319	A Wagner	84 69	
									319	H Wagner	76 73	
									327	A Central Conn. St.	65 66	
									327	H Central Conn. St.	72 60	
									328	A UMass Lowell	58 57	
									344	A Fairleigh Dickinson	53 63	
									344	H Fairleigh Dickinson	68 48	
LAST 12 Division I GAMES:												
195	A	Saint Francis (PA)	78	91	220	H	Mt. St. Mary's	77	59			
121	N	Providence	64	72	344	H	Fairleigh Dickinson	68	48			
319	H	Wagner	76	73	192	H	Sacred Heart	57	67			
351	A	LIU Brooklyn	69	54	195	A	Saint Francis (PA)	66	78			
248	A	St. Francis Brooklyn	77	101	173	A	Robert Morris	56	59			
319	A	Wagner	84	69	327	A	Central Conn. St.	65	66			

Non-Div I Games:

Bryant

■ Loss,
 ■ Non-Conf,
 ■ S Site,
 ■ H Home
 ■ A Away
 N Neutral

B
r
y
a
n
t

RPI S Opponent Score

Through Games Of March 17, 2019

RPI	S	Opponent	Score	
351	A	LIU Brooklyn	69	54
351	H	LIU Brooklyn	69	62

B
r
y
a
n
t

Bryant

Bucknell

Through Games Of March 17, 2019

Average RPI Win:	212	WON-LOST	WINNING	LAST 10	STRENGTH OF	OPP. STRENGTH	TEAM	ADJ.	CONF.	ADJ CONF.
Average RPI Loss:	87	RECORD	PCT. RANK	GAMES	SCHEDULE	OF SCHEDULE	RPI	RPI	RPI	RPI
DIV. I ONLY	28- 5	13	3- 0	141	201	37	37	18	18	
DIV. I NON-CONF.	9- 3	62	0- 0	105	138	33	33	21	21	
TOTALS	RPI 1-25	RPI 26-50	W-L RECORDS	RPI 51-100	RPI 101-999	RPI 150+				
28- 5	0- 2	1- 0	OVERALL	3- 1	24- 2	21- 2				
15- 1	0- 0	1- 0	HOME	2- 0	12- 1	10- 1				
11- 4	0- 2	0- 0	AWAY	1- 1	10- 1	9- 1				
2- 0	0- 0	0- 0	NEUTRAL	0- 0	2- 0	2- 0				
9- 3	0- 2	1- 0	NON-CONFERENCE	0- 1	8- 0	7- 0				
4- 0	0- 0	1- 0	HOME	0- 0	3- 0	2- 0				
3- 3	0- 2	0- 0	AWAY	0- 1	3- 0	3- 0				
2- 0	0- 0	0- 0	NEUTRAL	0- 0	2- 0	2- 0				
19- 2	0- 0	0- 0	CONFERENCE	3- 0	16- 2	14- 2				
11- 1	0- 0	0- 0	HOME	2- 0	9- 1	8- 1				
8- 1	0- 0	0- 0	AWAY	1- 0	7- 1	6- 1				
0- 0	0- 0	0- 0	NEUTRAL	0- 0	0- 0	0- 0				

RPI 1-25				RPI 26-50				Team's RPI: 37				RPI 51-100				RPI 101+			
RPI	S	Opponent	Score	RPI	S	Opponent	Score	RPI	S	Opponent	Score	RPI	S	Opponent	Score	RPI	S	Opponent	Score
10	A	Syracuse	56 70	41	H	Quinnipiac	75 58	65	A	Drexel	42 64	122	H	Youngstown St.	73 68				
11	A	Iowa St.	61 86					71	A	American	65 64	127	A	Lehigh	73 68				
								71	H	American	66 54	127	H	Lehigh	71 53				
								71	H	American	71 56	168	H	Rider	80 59				
												174	A	Holy Cross	60 61				
												174	H	Holy Cross	66 31				
												174	H	Holy Cross	75 71				
												177	A	Boston U.	62 58				
												177	H	Boston U.	62 70				
												206	N	Massachusetts	77 58				
												215	A	Monmouth	70 32				
												250	A	Colgate	90 62				
												250	H	Colgate	76 58				
												259	A	Navy	77 43				
												259	H	Navy	90 48				
												262	A	St. Bonaventure	77 46				
												267	A	Loyola Maryland	75 57				
												267	H	Loyola Maryland	88 63				
												267	H	Loyola Maryland	87 55				
												282	N	Fairfield	77 54				
												283	A	Brown	91 78				
												291	A	Army West Point	66 52				
												291	H	Army West Point	84 66				
												323	A	Lafayette	56 47				
												323	H	Lafayette	75 43				
												324	H	Iona	81 43				
LAST 12 Division I GAMES:																			
267	H	Loyola Maryland	88 63	174	A	Holy Cross	60 61	267	H	Loyola Maryland	87 55	250	H	Colgate	76 58				
174	H	Holy Cross	66 31	267	H	Loyola Maryland	87 55	127	A	Lehigh	73 68	323	A	Lafayette	56 47				
71	H	American	66 54	250	H	Colgate	76 58	323	H	Lafayette	75 43	324	H	Iona	81 43				
291	H	Army West Point	84 66	127	A	Lehigh	73 68	177	A	Boston U.	62 58								
71	A	American	65 64	323	H	Lafayette	75 43												
259	H	Navy	90 48	177	A	Boston U.	62 58												

Non-Div I Games:

Bucknell

■ Loss,
 ■ Non-Conf, S Site,
 ■ Home
 ■ Away
 N Neutral

Buffalo

Through Games Of March 17, 2019

Average RPI Win:	153	WON-LOST	WINNING	LAST 10	STRENGTH OF	OPP. STRENGTH	TEAM	ADJ.	CONF.	ADJ CONF.
Average RPI Loss:	77	RECORD	PCT. RANK	GAMES	SCHEDULE	OF SCHEDULE	RPI	RPI	RPI	RPI
DIV. I ONLY	23- 9	53	3- 0	38	83	25	25	8	8	
DIV. I NON-CONF.	8- 3	72	0- 0	91	108	40	40	9	9	
TOTALS	RPI 1-25	RPI 26-50	W-L RECORDS	RPI 51-100	RPI 101-999	RPI 150+				
23- 9	0- 2	6- 3	OVERALL	4- 1	13- 3	12- 2				
9- 3	0- 1	1- 2	HOME	2- 0	6- 0	5- 0				
9- 6	0- 1	2- 1	AWAY	0- 1	7- 3	7- 2				
5- 0	0- 0	3- 0	NEUTRAL	2- 0	0- 0	0- 0				
8- 3	0- 2	1- 0	NON-CONFERENCE	1- 0	6- 1	6- 0				
2- 1	0- 1	0- 0	HOME	0- 0	2- 0	2- 0				
4- 2	0- 1	0- 0	AWAY	0- 0	4- 1	4- 0				
2- 0	0- 0	1- 0	NEUTRAL	1- 0	0- 0	0- 0				
15- 6	0- 0	5- 3	CONFERENCE	3- 1	7- 2	6- 2				
7- 2	0- 0	1- 2	HOME	2- 0	4- 0	3- 0				
5- 4	0- 0	2- 1	AWAY	0- 1	3- 2	3- 2				
3- 0	0- 0	2- 0	NEUTRAL	1- 0	0- 0	0- 0				

RPI 1-25				Team's RPI: 25		RPI 26-50				RPI 51-100				RPI 101+			
RPI	S	Opponent	Score	RPI	S	Opponent	Score	RPI	S	Opponent	Score	RPI	S	Opponent	Score		
4	H	Stanford	55 62	27	N	South Dakota St.	61 55	70	N	Georgetown	73 64	119	A	Dayton	59 72		
5	A	Oregon	82 102	32	A	Central Mich.	65 76	83	A	Kent St.	53 62	126	H	Northern Ill.	93 64		
				32	H	Central Mich.	95 100	83	H	Kent St.	75 66	164	A	Akron	59 70		
				32	N	Central Mich.	82 77	83	N	Kent St.	85 52	164	H	Akron	91 72		
				34	A	Ohio	73 43	86	H	Toledo	73 63	197	A	Eastern Mich.	91 84		
				34	H	Ohio	71 74					205	A	UMES	69 63		
				34	N	Ohio	77 61					211	A	Dartmouth	75 69		
				45	A	Miami (OH)	66 59					219	A	Bowling Green	72 78		
				45	H	Miami (OH)	86 61					219	H	Bowling Green	75 61		
LAST 12 Division I GAMES:																	
				32	N	Central Mich.	82 77	34	A	Ohio	73 43						
				34	N	Ohio	77 61	164	A	Akron	59 70						
				83	N	Kent St.	85 52	32	H	Central Mich.	95 100						
				83	A	Kent St.	53 62	219	A	Bowling Green	72 78						
				219	H	Bowling Green	75 61	83	H	Kent St.	75 66						
				45	H	Miami (OH)	86 61	86	H	Toledo	73 63						

Non-Div I Games:

Buffalo

■ Loss,
■ Non-Conf, S Site,
■ Home
■ Away
N Neutral

Average RPI Win: 161		WON-LOST	WINNING	LAST 10	STRENGTH OF	OPP. STRENGTH	TEAM	ADJ.	CONF.	ADJ CONF.
Average RPI Loss: 71		RECORD	PCT. RANK	GAMES	SCHEDULE	OF SCHEDULE	RPI	RPI	RPI	RPI
DIV. I ONLY		21- 9	61	0- 1	125	65	74	74	6	6
DIV. I NON-CONF.		10- 1	17	0- 0	291	181	70	70	4	4
TOTALS		RPI 1-25	RPI 26-50		W-L RECORDS		RPI 51-100	RPI 101-999	RPI 150+	
21- 9	1- 3	0- 1		OVERALL		5- 2	15- 3	10- 0		
12- 4	0- 2	0- 0		HOME		2- 1	10- 1	7- 0		
7- 4	1- 1	0- 1		AWAY		3- 0	3- 2	2- 0		
2- 1	0- 0	0- 0		NEUTRAL		0- 1	2- 0	1- 0		
10- 1	0- 0	0- 1		NON-CONFERENCE		0- 0	10- 0	8- 0		
7- 0	0- 0	0- 0		HOME		0- 0	7- 0	6- 0		
1- 1	0- 0	0- 1		AWAY		0- 0	1- 0	1- 0		
2- 0	0- 0	0- 0		NEUTRAL		0- 0	2- 0	1- 0		
11- 8	1- 3	0- 0		CONFERENCE		5- 2	5- 3	2- 0		
5- 4	0- 2	0- 0		HOME		2- 1	3- 1	1- 0		
6- 3	1- 1	0- 0		AWAY		3- 0	2- 2	1- 0		
0- 1	0- 0	0- 0		NEUTRAL		0- 1	0- 0	0- 0		

RPI 1-25				RPI 26-50				RPI 51-100				Team's RPI: 74	RPI 101+			
RPI	S	Opponent	Score	RPI	S	Opponent	Score	RPI	S	Opponent	Score		RPI	S	Opponent	Score
12	A	Marquette	61 57	48	A	Indiana	46 66	56	A	Villanova	63 55		101	N	Ohio St.	66 53
12	H	Marquette	58 87					56	H	Villanova	62 60		117	A	St. John's (NY)	73 68
18	A	DePaul	62 76					70	A	Georgetown	59 50		117	H	St. John's (NY)	66 45
18	H	DePaul	78 86					70	H	Georgetown	42 72		121	A	Providence	68 74
								93	A	Creighton	75 43		121	H	Providence	63 66
								93	H	Creighton	66 46		132	H	Illinois St.	58 56
								93	N	Creighton	51 60		142	A	Seton Hall	62 83
													142	H	Seton Hall	62 59
													164	A	Akron	63 47
													197	N	Eastern Mich.	73 63
													218	A	Xavier	63 41
													218	H	Xavier	63 38
													220	H	Ball St.	64 47
													242	H	Western Ill.	92 51
													249	H	Indiana St.	72 49
													263	H	Murray St.	86 65
													295	H	Eastern Ill.	72 37
													328	H	UMass Lowell	89 36
LAST 12 Division I GAMES:																
				93	N	Creighton	51 60	93	H	Creighton	66 46					
				56	H	Villanova	62 60	218	H	Xavier	63 38					
				70	H	Georgetown	42 72	142	A	Seton Hall	62 83					
				18	A	DePaul	62 76	117	A	St. John's (NY)	73 68					
				12	A	Marquette	61 57	12	H	Marquette	58 87					
				121	H	Providence	63 66	18	H	DePaul	78 86					

Non-Div I Games:

Butler

CSU Bakersfield

Through Games Of March 17, 2019

Average RPI Win:	281	WON-LOST	WINNING	LAST 10	STRENGTH OF	OPP. STRENGTH	TEAM	ADJ.	CONF.	ADJ CONF.
Average RPI Loss:	214	RECORD	PCT. RANK	GAMES	SCHEDULE	OF SCHEDULE	RPI	RPI	RPI	RPI
DIV. I ONLY	12- 17	222	1- 0	327	325	276	276	30	30	
DIV. I NON-CONF.	2- 9	297	0- 0	264	255	301	301	30	30	
TOTALS	RPI 1-25	RPI 26-50	W-L RECORDS	RPI 51-100	RPI 101-999	RPI 150+				
12- 17	0- 1	0- 0	OVERALL	1- 0	11- 16	11- 14				
6- 4	0- 0	0- 0	HOME	1- 0	5- 4	5- 3				
5- 12	0- 1	0- 0	AWAY	0- 0	5- 11	5- 10				
1- 1	0- 0	0- 0	NEUTRAL	0- 0	1- 1	1- 1				
2- 9	0- 1	0- 0	NON-CONFERENCE	1- 0	1- 8	1- 8				
1- 1	0- 0	0- 0	HOME	1- 0	0- 1	0- 1				
1- 8	0- 1	0- 0	AWAY	0- 0	1- 7	1- 7				
0- 0	0- 0	0- 0	NEUTRAL	0- 0	0- 0	0- 0				
10- 8	0- 0	0- 0	CONFERENCE	0- 0	10- 8	10- 6				
5- 3	0- 0	0- 0	HOME	0- 0	5- 3	5- 2				
4- 4	0- 0	0- 0	AWAY	0- 0	4- 4	4- 3				
1- 1	0- 0	0- 0	NEUTRAL	0- 0	1- 1	1- 1				

RPI 1-25				RPI 26-50				RPI 51-100				RPI 101+ Team's RPI: 276			
RPI	S	Opponent	Score	RPI	S	Opponent	Score	RPI	S	Opponent	Score	RPI	S	Opponent	Score
24	A	Oregon St.	52 92					59	H	Wright St.	76 74	125	A	New Mexico St.	48 61
												125	H	New Mexico St.	59 61
												159	H	UC Riverside	67 79
												171	A	UC Irvine	78 85
												176	A	North Texas	59 71
												212	A	UTRGV	56 64
												212	H	UTRGV	68 63
												212	N	UTRGV	58 69
												214	A	California Baptist	43 67
												214	H	California Baptist	45 68
												228	A	UMKC	67 57
												228	H	UMKC	85 71
												231	A	SMU	43 49
												258	A	UTEP	47 53
												264	A	Cal St. Fullerton	56 64
												289	A	UC Santa Barbara	56 48
												293	A	Utah Valley	70 78
												293	H	Utah Valley	92 73
												298	A	San Jose St.	72 82
												326	A	Omaha	46 53
												337	A	Seattle U	70 60
												337	H	Seattle U	58 68
												342	A	Grand Canyon	59 46
												342	H	Grand Canyon	51 37
												342	N	Grand Canyon	73 59
												348	A	Chicago St.	67 56
LAST 12 Division I GAMES:															
				342	N	Grand Canyon	73 59	228	H	UMKC	85 71				
				212	N	UTRGV	58 69	348	H	Chicago St.	80 47				
				293	H	Utah Valley	92 73	212	A	UTRGV	56 64				
				337	H	Seattle U	58 68	125	A	New Mexico St.	48 61				
				342	H	Grand Canyon	51 37	342	A	Grand Canyon	59 46				
				214	A	California Baptist	43 67	214	H	California Baptist	45 68				

Non-Div I Games: Whittier 74 46 Westcliff 91 37

CSU Bakersfield

Loss, Non-Conf, S Site, H Home A Away N Neutral

RPI	S	Opponent	Score
348	H	Chicago St.	80 47

CSU Bakersfield

C
S
U
B
a
k
e
r
s
f
i
e
l
d

C
S
U
B
a
k
e
r
s
f
i
e
l
d

Average RPI Win: 242	WON-LOST	WINNING	LAST 10	STRENGTH OF	OPP. STRENGTH	TEAM	ADJ.	CONF.	ADJ CONF.
Average RPI Loss: 104	RECORD	PCT. RANK	GAMES	SCHEDULE	OF SCHEDULE	RPI	RPI	RPI	RPI
DIV. I ONLY	16- 15	163	0- 1	143	164	149	149	20	20
DIV. I NON-CONF.	6- 8	199	0- 0	88	37	141	141	20	20
TOTALS	RPI 1-25	RPI 26-50	W-L RECORDS	RPI 51-100	RPI 101-999	RPI 150+			
16- 15	0- 2	0- 2	OVERALL	0- 5	16- 6	16- 5			
10- 4	0- 0	0- 0	HOME	0- 2	10- 2	10- 1			
6- 10	0- 2	0- 2	AWAY	0- 3	6- 3	6- 3			
0- 1	0- 0	0- 0	NEUTRAL	0- 0	0- 1	0- 1			
6- 8	0- 2	0- 2	NON-CONFERENCE	0- 3	6- 1	6- 0			
4- 2	0- 0	0- 0	HOME	0- 1	4- 1	4- 0			
2- 6	0- 2	0- 2	AWAY	0- 2	2- 0	2- 0			
0- 0	0- 0	0- 0	NEUTRAL	0- 0	0- 0	0- 0			
10- 7	0- 0	0- 0	CONFERENCE	0- 2	10- 5	10- 5			
6- 2	0- 0	0- 0	HOME	0- 1	6- 1	6- 1			
4- 4	0- 0	0- 0	AWAY	0- 1	4- 3	4- 3			
0- 1	0- 0	0- 0	NEUTRAL	0- 0	0- 1	0- 1			

RPI 1-25				RPI 26-50				RPI 51-100				RPI 101+ Team's RPI: 149			
RPI	S	Opponent	Score	RPI	S	Opponent	Score	RPI	S	Opponent	Score	RPI	S	Opponent	Score
4	A	Stanford	43 69	39	A	Boise St.	63 74	53	A	Southern California	42 58	104	H	Loyola Marymount	53 72
20	A	Drake	63 73	42	A	California	42 67	72	A	UC Davis	54 70	158	H	Washington St.	65 52
								72	H	UC Davis	49 60	159	A	UC Riverside	51 63
								84	A	Idaho	73 88	159	H	UC Riverside	69 56
								90	H	Harvard	55 75	163	A	Santa Clara	53 38
												171	A	UC Irvine	61 65
												171	H	UC Irvine	68 58
												171	N	UC Irvine	57 59
												185	A	Hawaii	49 29
												185	H	Hawaii	68 69
												208	H	San Diego St.	77 74
												214	H	California Baptist	73 67
												264	A	Cal St. Fullerton	73 64
												264	H	Cal St. Fullerton	74 44
												274	A	Long Beach St.	51 37
												274	H	Long Beach St.	60 45
												289	A	UC Santa Barbara	60 61
												289	H	UC Santa Barbara	73 65
												298	H	San Jose St.	76 40
												316	A	Cal Poly	61 49
												316	H	Cal Poly	68 52
												326	A	Omaha	64 52
LAST 12 Division I GAMES:															
		171	N	UC Irvine		57	59			274	H	Long Beach St.		60	45
		90	H	Harvard		55	75			264	A	Cal St. Fullerton		73	64
		185	H	Hawaii		68	69			316	H	Cal Poly		68	52
		171	H	UC Irvine		68	58			289	A	UC Santa Barbara		60	61
		316	A	Cal Poly		61	49			72	A	UC Davis		54	70
		159	A	UC Riverside		51	63			264	H	Cal St. Fullerton		74	44

Non-Div I Games:

CSUN

■ Loss,
 ■ Non-Conf,
 ■ S Site,
 ■ Home
 ■ A Away
 N Neutral

Average RPI Win:	269	WON-LOST	WINNING	LAST 10	STRENGTH OF	OPP. STRENGTH	TEAM	ADJ.	CONF.	ADJ CONF.
Average RPI Loss:	160	RECORD	PCT. RANK	GAMES	SCHEDULE	OF SCHEDULE	RPI	RPI	RPI	RPI
DIV. I ONLY	5- 21	324	0- 1	246	177	316	316	20	20	
DIV. I NON-CONF.	2- 8	293	0- 0	257	55	294	294	20	20	
TOTALS	RPI 1-25	RPI 26-50	W-L RECORDS	RPI 51-100	RPI 101-999	RPI 150+				
5- 21	0- 1	0- 2	OVERALL	0- 3	5- 15	5- 12				
4- 8	0- 0	0- 1	HOME	0- 2	4- 5	4- 4				
1- 12	0- 1	0- 1	AWAY	0- 1	1- 9	1- 7				
0- 1	0- 0	0- 0	NEUTRAL	0- 0	0- 1	0- 1				
2- 8	0- 1	0- 2	NON-CONFERENCE	0- 1	2- 4	2- 3				
1- 3	0- 0	0- 1	HOME	0- 1	1- 1	1- 1				
1- 4	0- 1	0- 1	AWAY	0- 0	1- 2	1- 1				
0- 1	0- 0	0- 0	NEUTRAL	0- 0	0- 1	0- 1				
3- 13	0- 0	0- 0	CONFERENCE	0- 2	3- 11	3- 9				
3- 5	0- 0	0- 0	HOME	0- 1	3- 4	3- 3				
0- 8	0- 0	0- 0	AWAY	0- 1	0- 7	0- 6				
0- 0	0- 0	0- 0	NEUTRAL	0- 0	0- 0	0- 0				

RPI 1-25				RPI 26-50				RPI 51-100				RPI 101+				Team's RPI: 316
RPI	S	Opponent	Score	RPI	S	Opponent	Score	RPI	S	Opponent	Score	RPI	S	Opponent	Score	
24	A	Oregon St.	54 79	35	A	UCLA	35 81	72	A	UC Davis	54 87	120	A	Fresno St.	58 76	
				49	H	Saint Mary's (CA)	51 69	72	H	UC Davis	61 85	149	A	CSUN	52 68	
								99	H	Pepperdine	63 70	149	H	CSUN	49 61	
												159	A	UC Riverside	66 80	
												159	H	UC Riverside	68 75	
												171	A	UC Irvine	57 73	
												171	H	UC Irvine	59 75	
												182	H	Eastern Wash.	59 55	
												185	A	Hawaii	52 70	
												185	H	Hawaii	54 71	
												225	H	Illinois	51 74	
												252	N	San Francisco	62 65	
												264	A	Cal St. Fullerton	64 78	
												264	H	Cal St. Fullerton	69 58	
												265	A	Sacramento St.	85 88	
												274	A	Long Beach St.	58 61	
												274	H	Long Beach St.	66 59	
												289	A	UC Santa Barbara	42 44	
												289	H	UC Santa Barbara	75 67	
												337	A	Seattle U	60 50	
LAST 12 Division I GAMES:																
				72	A	UC Davis	54 87	149	A	CSUN	52 68					
				149	H	CSUN	49 61	72	H	UC Davis	61 85					
				289	A	UC Santa Barbara	42 44	274	H	Long Beach St.	66 59					
				264	H	Cal St. Fullerton	69 58	185	A	Hawaii	52 70					
				159	H	UC Riverside	68 75	171	A	UC Irvine	57 73					
				159	A	UC Riverside	66 80	185	H	Hawaii	54 71					

Non-Div I Games: Academy of Art 87 65

Cal Poly

■ Loss,
 ■ Non-Conf,
 ■ S Site,
 ■ H Home
 ■ A Away
 N Neutral

Average RPI Win:	266	WON-LOST	WINNING	LAST 10	STRENGTH OF	OPP. STRENGTH	TEAM	ADJ.	CONF.	ADJ CONF.
Average RPI Loss:	174	RECORD	PCT. RANK	GAMES	SCHEDULE	OF SCHEDULE	RPI	RPI	RPI	RPI
DIV. I ONLY	13- 16	206	0- 1	325	242	264	264	20	20	
DIV. I NON-CONF.	7- 5	132	0- 0	322	295	230	230	20	20	
TOTALS	RPI 1-25	RPI 26-50	W-L RECORDS	RPI 51-100	RPI 101-999	RPI 150+				
13- 16	0- 0	0- 0	OVERALL	0- 2	13- 14	13- 10				
7- 7	0- 0	0- 0	HOME	0- 1	7- 6	7- 4				
6- 8	0- 0	0- 0	AWAY	0- 1	6- 7	6- 5				
0- 1	0- 0	0- 0	NEUTRAL	0- 0	0- 1	0- 1				
7- 5	0- 0	0- 0	NON-CONFERENCE	0- 0	7- 5	7- 3				
3- 3	0- 0	0- 0	HOME	0- 0	3- 3	3- 2				
4- 2	0- 0	0- 0	AWAY	0- 0	4- 2	4- 1				
0- 0	0- 0	0- 0	NEUTRAL	0- 0	0- 0	0- 0				
6- 11	0- 0	0- 0	CONFERENCE	0- 2	6- 9	6- 7				
4- 4	0- 0	0- 0	HOME	0- 1	4- 3	4- 2				
2- 6	0- 0	0- 0	AWAY	0- 1	2- 5	2- 4				
0- 1	0- 0	0- 0	NEUTRAL	0- 0	0- 1	0- 1				

RPI S	Opponent	Score	RPI S	Opponent	Score	RPI S	Opponent	Score	RPI S	Opponent	Score	Team's RPI: 264
						72	A UC Davis	51 75	102	H Pacific	64 72	
						72	H UC Davis	39 75	136	A Washington	74 83	
									149	A CSUN	44 74	
									149	H CSUN	64 73	
									159	A UC Riverside	59 62	
									159	H UC Riverside	67 75	
									163	H Santa Clara	60 64	
									171	A UC Irvine	61 65	
									171	H UC Irvine	67 58	
									185	A Hawaii	55 70	
									185	H Hawaii	72 68	
									189	A Portland	74 83	
									208	H San Diego St.	72 83	
									211	H Dartmouth	67 62	
									214	A California Baptist	79 65	
									253	A Columbia	61 58	
									274	A Long Beach St.	50 47	
									274	H Long Beach St.	53 59	
									274	N Long Beach St.	54 60	
									276	H CSU Bakersfield	64 56	
									289	A UC Santa Barbara	59 52	
									289	H UC Santa Barbara	74 62	
									293	H Utah Valley	56 55	
									316	A Cal Poly	58 69	
									316	H Cal Poly	78 64	
									337	A Seattle U	57 54	
LAST 12 Division I GAMES:												
			274	N Long Beach St.	54 60	289	H UC Santa Barbara	74 62				
			159	H UC Riverside	67 75	149	H CSUN	64 73				
			274	A Long Beach St.	50 47	171	A UC Irvine	61 65				
			185	A Hawaii	55 70	159	A UC Riverside	59 62				
			171	H UC Irvine	67 58	274	H Long Beach St.	53 59				
			316	A Cal Poly	58 69	149	A CSUN	44 74				

Non-Div I Games: Antelope Valley 77 65

Cal St. Fullerton

■ Loss,
 ■ Non-Conf,
 ■ S Site,
 ■ Home
 ■ Away
 N Neutral

RPI	S	Opponent	Score
347	A	Saint Peter's	69 45

Cal St. Fullerton

t
o
n

C
a
l
S
t
.
F
u
l
l
e
r
t
o
n

C
a
l
S
t
.
F
u
l
l
e
r
t
o
n

California

Through Games Of March 17, 2019

Average RPI Win:	126	WON-LOST	WINNING	LAST 10	STRENGTH OF	OPP. STRENGTH	TEAM	ADJ.	CONF.	ADJ CONF.
Average RPI Loss:	37	RECORD	PCT. RANK	GAMES	SCHEDULE	OF SCHEDULE	RPI	RPI	RPI	RPI
DIV. I ONLY	19- 12	107	1- 0	32	3	42	42	2	2	
DIV. I NON-CONF.	9- 2	43	0- 0	77	26	30	30	2	2	
TOTALS	RPI 1-25	RPI 26-50	W-L RECORDS	RPI 51-100	RPI 101-999	RPI 150+				
19- 12	2- 6	2- 2	OVERALL	2- 4	13- 0	7- 0				
9- 5	2- 3	0- 1	HOME	2- 1	5- 0	2- 0				
7- 6	0- 2	2- 1	AWAY	0- 3	5- 0	3- 0				
3- 1	0- 1	0- 0	NEUTRAL	0- 0	3- 0	2- 0				
9- 2	0- 1	2- 0	NON-CONFERENCE	0- 1	7- 0	3- 0				
3- 2	0- 1	0- 0	HOME	0- 1	3- 0	1- 0				
4- 0	0- 0	2- 0	AWAY	0- 0	2- 0	1- 0				
2- 0	0- 0	0- 0	NEUTRAL	0- 0	2- 0	1- 0				
10- 10	2- 5	0- 2	CONFERENCE	2- 3	6- 0	4- 0				
6- 3	2- 2	0- 1	HOME	2- 0	2- 0	1- 0				
3- 6	0- 2	0- 1	AWAY	0- 3	3- 0	2- 0				
1- 1	0- 1	0- 0	NEUTRAL	0- 0	1- 0	1- 0				

RPI 1-25				RPI 26-50				Team's RPI: 42				RPI 51-100				RPI 101+			
RPI	S	Opponent	Score	RPI	S	Opponent	Score	RPI	S	Opponent	Score	RPI	S	Opponent	Score	RPI	S	Opponent	Score
4	A	Stanford	50 75	26	A	BYU	70 52	53	A	Southern California	76 86	102	N	Pacific	81 69				
4	H	Stanford	81 80	35	A	UCLA	74 80	53	H	Southern California	66 59	111	H	Houston	80 79				
4	N	Stanford	54 72	35	H	UCLA	79 84	81	A	Arizona	55 60	136	A	Washington	71 65				
5	H	Oregon	82 105	49	A	Saint Mary's (CA)	81 78	81	H	Arizona	82 76	136	H	Washington	79 70				
6	H	UConn	66 76					88	A	Utah	74 87	145	A	Penn St.	75 58				
23	A	Arizona St.	61 62					90	H	Harvard	79 85	149	H	CSUN	67 42				
23	H	Arizona St.	69 60									158	A	Washington St.	80 58				
24	H	Oregon St.	74 82									158	H	Washington St.	77 63				
												158	N	Washington St.	77 58				
												170	N	Tulane	65 57				
												178	A	Colorado	80 60				
												273	A	San Diego	70 53				
												289	H	UC Santa Barbara	69 45				
LAST 12 Division I GAMES:																			
158	N	Washington St.	77 58	35	A	UCLA	74 80	53	A	Southern California	76 86	24	H	Oregon St.	74 82				
4	N	Stanford	54 72	53	A	Southern California	76 86	5	H	Oregon	82 105	4	A	Stanford	50 75				
158	A	Washington St.	80 58	24	H	Oregon St.	74 82	4	A	Stanford	50 75	4	H	Stanford	81 80				
136	A	Washington	71 65	5	H	Oregon	82 105												
81	H	Arizona	82 76	4	A	Stanford	50 75												
23	H	Arizona St.	69 60	4	H	Stanford	81 80												

Non-Div I Games:

California

■ Loss,
■ Non-Conf,
■ S Site,
■ H Home
■ A Away
N Neutral

California Sports				Through Games Of March 17, 2013						
Average RPI Win:	287	WON-LOST	WINNING	LAST 10	STRENGTH OF	OPP. STRENGTH	TEAM	ADJ.	CONF.	ADJ CONF.
Average RPI Loss:	183	RECORD	PCT. RANK	GAMES	SCHEDULE	OF SCHEDULE	RPI	RPI	RPI	RPI
DIV. I ONLY	14- 11	140	0- 1	319	323	214	214	30	30	
DIV. I NON-CONF.	3- 6	241	0- 0	204	246	234	234	30	30	
TOTALS	RPI 1-25	RPI 26-50	W-L RECORDS	RPI 51-100	RPI 101-999	RPI 150+				
14- 11	0- 0	0- 1	OVERALL	0- 0	14- 10	14- 6				
7- 4	0- 0	0- 0	HOME	0- 0	7- 4	7- 2				
7- 6	0- 0	0- 0	AWAY	0- 0	7- 6	7- 4				
0- 1	0- 0	0- 1	NEUTRAL	0- 0	0- 0	0- 0				
3- 6	0- 0	0- 1	NON-CONFERENCE	0- 0	3- 5	3- 3				
1- 2	0- 0	0- 0	HOME	0- 0	1- 2	1- 1				
2- 3	0- 0	0- 0	AWAY	0- 0	2- 3	2- 2				
0- 1	0- 0	0- 1	NEUTRAL	0- 0	0- 0	0- 0				
11- 5	0- 0	0- 0	CONFERENCE	0- 0	11- 5	11- 3				
6- 2	0- 0	0- 0	HOME	0- 0	6- 2	6- 1				
5- 3	0- 0	0- 0	AWAY	0- 0	5- 3	5- 2				
0- 0	0- 0	0- 0	NEUTRAL	0- 0	0- 0	0- 0				

[illegible]

Non-Div I Games:	La Sierra	91	44	Notre Dame de Namur	80	47	Westcliff	133	43	Fresno Pacific	93	71
------------------	-----------	----	----	---------------------	----	----	-----------	-----	----	----------------	----	----

California Baptist

Loss, Non-Conf, S Site, H Home A Away N Neutral

Campbell

Through Games Of March 17, 2019

Average RPI Win:	289	WON-LOST	WINNING	LAST 10	STRENGTH OF	OPP. STRENGTH	TEAM	ADJ.	CONF.	ADJ CONF.
Average RPI Loss:	155	RECORD	PCT. RANK	GAMES	SCHEDULE	OF SCHEDULE	RPI	RPI	RPI	RPI
DIV. I ONLY	19- 12	107	1- 0	312	309	194	194	27	27	
DIV. I NON-CONF.	6- 3	91	0- 0	337	327	232	232	29	29	
TOTALS	RPI 1-25	RPI 26-50	W-L RECORDS	RPI 51-100	RPI 101-999	RPI 150+				
19- 12	0- 0	0- 0	OVERALL	0- 3	19- 9	19- 5				
8- 6	0- 0	0- 0	HOME	0- 1	8- 5	8- 3				
8- 6	0- 0	0- 0	AWAY	0- 2	8- 4	8- 2				
3- 0	0- 0	0- 0	NEUTRAL	0- 0	3- 0	3- 0				
6- 3	0- 0	0- 0	NON-CONFERENCE	0- 0	6- 3	6- 1				
2- 2	0- 0	0- 0	HOME	0- 0	2- 2	2- 1				
3- 1	0- 0	0- 0	AWAY	0- 0	3- 1	3- 0				
1- 0	0- 0	0- 0	NEUTRAL	0- 0	1- 0	1- 0				
13- 9	0- 0	0- 0	CONFERENCE	0- 3	13- 6	13- 4				
6- 4	0- 0	0- 0	HOME	0- 1	6- 3	6- 2				
5- 5	0- 0	0- 0	AWAY	0- 2	5- 3	5- 2				
2- 0	0- 0	0- 0	NEUTRAL	0- 0	2- 0	2- 0				

RPI S	Opponent	Score	RPI S	Opponent	Score	RPI S	Opponent	Score	RPI S	Opponent	Score	Team's RPI: 194
						75	A Radford	57 61	110	H Old Dominion	59 83	
						75	A Radford	45 57	114	A High Point	60 65	
						75	H Radford	52 56	114	H High Point	69 70	
									134	A Boston College	56 76	
									175	A UNC Asheville	52 60	
									175	H UNC Asheville	49 48	
									203	A Hampton	50 61	
									203	H Hampton	52 46	
									203 N	Hampton	85 63	
									230	H Howard	64 69	
									246	A Gardner-Webb	69 63	
									246	H Gardner-Webb	38 52	
									251	A Norfolk St.	57 49	
									280	A Charleston So.	60 58	
									280	H Charleston So.	52 51	
									280 N	Charleston So.	55 44	
									296	H Col. of Charleston	66 65	
									306	A Winthrop	76 67	
									306	H Winthrop	46 59	
									309	H UNC Greensboro	53 49	
									315	H Presbyterian	51 46	
									322	A FIU	59 54	
									326 N	Omaha	65 52	
									338	A Longwood	66 60	
									338	H Longwood	54 49	
									341	A Western Caro.	63 37	
LAST 12 Division I GAMES:												
			338	H Longwood	54 49		343	A USC Upstate	59 49			
			75	A Radford	45 57		306	A Winthrop	76 67			
			203 N	Hampton	85 63		75	A Radford	57 61			
			280 N	Charleston So.	55 44		280	H Charleston So.	52 51			
			322	A FIU	59 54		246	A Gardner-Webb	69 63			
			114	H High Point	69 70		203	A Hampton	50 61			

Non-Div I Games: William Peace 65 36 Columbia (SC) 93 46

Campbell

Loss, Non-Conf, S Site, H Home A Away N Neutral

C
a
m
p
b
e
l
l

RPI S Opponent Score

Campbell

Through Games Of March 17, 2019

RPI	S	Opponent	Score	
343	A	USC Upstate	59	49
343	H	USC Upstate	61	41

C
a
m
p
b
e
l
l

Campbell

RPI 1-25				RPI 26-50				RPI 51-100				RPI 101+				Team's RPI: 286	
RPI	S	Opponent	Score	RPI	S	Opponent	Score	RPI	S	Opponent	Score	RPI	S	Opponent	Score		
25	H	Buffalo	66 84	41	A	Quinnipiac	51 68					118	A	Marist	50 66		
				41	H	Quinnipiac	42 55					118	H	Marist	66 71		
				45	H	Miami (OH)	59 62					122	H	Youngstown St.	36 62		
												164	A	Akron	53 62		
												168	A	Rider	62 49		
												212	H	UTRGV	53 57		
												215	A	Monmouth	61 67		
												215	H	Monmouth	65 56		
												215	N	Monmouth	53 64		
												219	H	Bowling Green	53 74		
												237	A	Albany (NY)	48 42		
												250	A	Colgate	53 67		
												262	A	St. Bonaventure	94 100		
												266	A	Manhattan	33 53		
												266	H	Manhattan	47 44		
												271	A	Niagara	52 74		
												271	H	Niagara	52 51		
												278	H	Siena	66 78		
												279	H	Vermont	67 46		
												282	A	Fairfield	65 72		
												282	H	Fairfield	53 50		
												310	A	Oakland	60 71		
												324	A	Iona	48 40		
												324	H	Iona	67 47		
												347	A	Saint Peter's	75 62		
												347	H	Saint Peter's	78 59		
												168	A	Rider	62 49		
				</													

Non-Div I Games:

Central Ark.

Through Games Of March 17, 2019

Average RPI Win:	302	WON-LOST	WINNING	LAST 10	STRENGTH OF	OPP. STRENGTH	TEAM	ADJ.	CONF.	ADJ CONF.
Average RPI Loss:	150	RECORD	PCT. RANK	GAMES	SCHEDULE	OF SCHEDULE	RPI	RPI	RPI	RPI
DIV. I ONLY	8- 18	272	1- 0	220	286	277	277	25	25	
DIV. I NON-CONF.	1- 5	311	0- 0	182	81	256	256	22	22	
TOTALS	RPI 1-25	RPI 26-50	W-L RECORDS	RPI 51-100	RPI 101-999	RPI 150+				
8- 18	0- 1	0- 1	OVERALL	0- 4	8- 12	8- 9				
4- 6	0- 0	0- 0	HOME	0- 2	4- 4	4- 3				
3- 11	0- 1	0- 1	AWAY	0- 2	3- 7	3- 6				
1- 1	0- 0	0- 0	NEUTRAL	0- 0	1- 1	1- 0				
1- 5	0- 1	0- 1	NON-CONFERENCE	0- 1	1- 2	1- 2				
0- 1	0- 0	0- 0	HOME	0- 1	0- 0	0- 0				
1- 4	0- 1	0- 1	AWAY	0- 0	1- 2	1- 2				
0- 0	0- 0	0- 0	NEUTRAL	0- 0	0- 0	0- 0				
7- 13	0- 0	0- 0	CONFERENCE	0- 3	7- 10	7- 7				
4- 5	0- 0	0- 0	HOME	0- 1	4- 4	4- 3				
2- 7	0- 0	0- 0	AWAY	0- 2	2- 5	2- 4				
1- 1	0- 0	0- 0	NEUTRAL	0- 0	1- 1	1- 0				

RPI 1-25				RPI 26-50				RPI 51-100				RPI 101+ Team's RPI: 277			
RPI	S	Opponent	Score	RPI	S	Opponent	Score	RPI	S	Opponent	Score	RPI	S	Opponent	Score
16	A	Texas A&M	27 84	33	A	Kansas St.	54 70	62	A	Lamar University	37 57	124	A	Abilene Christian	70 77
								78	A	SFA	43 79	124	H	Abilene Christian	65 67
								78	H	SFA	53 59	124	N	Abilene Christian	54 82
								98	H	South Alabama	50 58	153	A	Oklahoma	52 65
												166	A	Nicholls St.	52 68
												166	H	Nicholls St.	60 64
												183	A	Sam Houston St.	62 66
												183	H	Sam Houston St.	59 71
												183	N	Sam Houston St.	76 71
												234	H	A&M-Corpus Christi	65 73
												247	A	Jackson St.	56 65
												288	A	New Orleans	62 60
												308	H	Incarinate Word	74 43
												312	H	McNeese	76 45
												318	A	Northwestern St.	74 78
												318	H	Northwestern St.	74 52
												321	A	Southeastern La.	53 62
												321	H	Southeastern La.	75 33
												332	A	Houston Baptist	77 58
												350	A	Alcorn	57 46
LAST 12 Division I GAMES:															
				183	N	Sam Houston St.	76 71	166	A	Nicholls St.	52 68				
				124	N	Abilene Christian	54 82	312	H	McNeese	76 45				
				318	A	Northwestern St.	74 78	332	A	Houston Baptist	77 58				
				183	H	Sam Houston St.	59 71	321	H	Southeastern La.	75 33				
				124	H	Abilene Christian	65 67	318	H	Northwestern St.	74 52				
				78	A	SFA	43 79	78	H	SFA	53 59				

Non-Div I Games: Central Baptist 55 34 Crowley's Ridge 91 33 Williams Baptist 70 35 Hendrix 72 40 Central Ark.

Loss, Non-Conf, S Site, H Home A Away N Neutral

General Conf. Tot.				Through Games Of March 17, 1915						
Average RPI Win:	294	WON-LOST	WINNING	LAST 10	STRENGTH OF	OPP. STRENGTH	TEAM	ADJ.	CONF.	ADJ CONF.
Average RPI Loss:	209	RECORD	PCT. RANK	GAMES	SCHEDULE	OF SCHEDULE	RPI	RPI	RPI	RPI
DIV. I ONLY	7- 21	300	0- 1	304	327	327	327	31	31	
DIV. I NON-CONF.	3- 7	256	0- 0	184	209	236	236	31	31	
TOTALS	RPI 1-25	RPI 26-50	W-L RECORDS	RPI 51-100	RPI 101-999	RPI 150+				
7- 21	0- 1	0- 1	OVERALL	0- 0	7- 19	7- 16				
4- 9	0- 1	0- 0	HOME	0- 0	4- 8	4- 6				
3- 12	0- 0	0- 1	AWAY	0- 0	3- 11	3- 10				
0- 0	0- 0	0- 0	NEUTRAL	0- 0	0- 0	0- 0				
3- 7	0- 1	0- 1	NON-CONFERENCE	0- 0	3- 5	3- 2				
1- 3	0- 1	0- 0	HOME	0- 0	1- 2	1- 0				
2- 4	0- 0	0- 1	AWAY	0- 0	2- 3	2- 2				
0- 0	0- 0	0- 0	NEUTRAL	0- 0	0- 0	0- 0				
4- 14	0- 0	0- 0	CONFERENCE	0- 0	4- 14	4- 14				
3- 6	0- 0	0- 0	HOME	0- 0	3- 6	3- 6				
1- 8	0- 0	0- 0	AWAY	0- 0	1- 8	1- 8				
0- 0	0- 0	0- 0	NEUTRAL	0- 0	0- 0	0- 0				

[illegible]

Non-Div I Games:

Central Conn. St.

Loss, Non-Conf, S Site, H Home A Away N Neutral

Central Mich.

Through Games Of March 17, 2019

Average RPI Win:	150	WON-LOST	WINNING	LAST 10	STRENGTH OF	OPP. STRENGTH	TEAM	ADJ.	CONF.	ADJ CONF.
Average RPI Loss:	56	RECORD	PCT. RANK	GAMES	SCHEDULE	OF SCHEDULE	RPI	RPI	RPI	RPI
DIV. I ONLY	25- 7	35	1- 1	59	73	32	32	8	8	
DIV. I NON-CONF.	9- 3	62	0- 0	85	6	41	41	9	9	
TOTALS	RPI 1-25	RPI 26-50	W-L RECORDS	RPI 51-100	RPI 101-999	RPI 150+				
25- 7	4- 2	2- 3	OVERALL	4- 1	15- 1	13- 1				
10- 4	2- 1	0- 3	HOME	2- 0	6- 0	5- 0				
13- 1	2- 0	2- 0	AWAY	2- 1	7- 0	6- 0				
2- 2	0- 1	0- 0	NEUTRAL	0- 0	2- 1	2- 1				
9- 3	2- 1	1- 1	NON-CONFERENCE	2- 0	4- 1	4- 1				
3- 2	1- 1	0- 1	HOME	1- 0	1- 0	1- 0				
5- 0	1- 0	1- 0	AWAY	1- 0	2- 0	2- 0				
1- 1	0- 0	0- 0	NEUTRAL	0- 0	1- 1	1- 1				
16- 4	2- 1	1- 2	CONFERENCE	2- 1	11- 0	9- 0				
7- 2	1- 0	0- 2	HOME	1- 0	5- 0	4- 0				
8- 1	1- 0	1- 0	AWAY	1- 1	5- 0	4- 0				
1- 1	0- 1	0- 0	NEUTRAL	0- 0	1- 0	1- 0				

RPI 1-25				RPI 26-50				Team's RPI: 32	RPI 51-100				RPI 101+			
RPI	S	Opponent	Score	RPI	S	Opponent	Score		RPI	S	Opponent	Score	RPI	S	Opponent	Score
3	H	Louisville	68 72	27	H	South Dakota St.	71 80		83	A	Kent St.	82 75	126	A	Northern Ill.	89 66
15	H	UCF	75 68	34	A	Ohio	88 70		86	A	Toledo	59 62	126	H	Northern Ill.	76 52
19	A	Miami (FL)	90 80	34	H	Ohio	75 78		86	H	Toledo	78 45	164	H	Akron	94 71
25	A	Buffalo	100 95	41	A	Quinnipiac	67 52		95	H	Western Ky.	108 90	169	N	Chattanooga	73 50
25	H	Buffalo	76 65	45	H	Miami (OH)	67 70		97	A	Virginia	74 61	170	N	Tulane	57 68
25	N	Buffalo	77 82										197	A	Eastern Mich.	87 60
													197	H	Eastern Mich.	71 61
													197	N	Eastern Mich.	88 80
													209	A	Vanderbilt	66 57
													219	A	Bowling Green	92 54
													220	A	Ball St.	81 64
													220	H	Ball St.	81 63
													270	A	Western Mich.	87 53
													270	H	Western Mich.	88 57
													310	H	Oakland	104 61
													324	A	Iona	82 39
LAST 12 Division I GAMES:																
		25 N Buffalo	77 82			220 A Ball St.	81 64									
		197 N Eastern Mich.	88 80			126 H Northern Ill.	76 52									
		220 H Ball St.	81 63			25 A Buffalo	100 95									
		86 H Toledo	78 45			270 A Western Mich.	87 53									
		270 H Western Mich.	88 57			34 H Ohio	75 78									
		197 A Eastern Mich.	87 60			25 H Buffalo	76 65									

Non-Div I Games:

Central Mich.

■ Loss,
■ Non-Conf, S Site,
■ Home
■ Away
N Neutral

Through Games Of March 17, 2019

[illegible]






















































Loss, Non-Conf, S Site, H Home A Away N Neutral

RPI	S	Opponent	Score
343	H	USC Upstate	74 62
343	H	USC Upstate	67 52

Charleston So.




C
h
a
r
l
e
s
t
o
n
S
o
.

Average RPI Win: 197	WON-LOST	WINNING	LAST 10	STRENGTH OF	OPP. STRENGTH	TEAM	ADJ.	CONF.	ADJ CONF.
Average RPI Loss: 126	RECORD	PCT. RANK	GAMES	SCHEDULE	OF SCHEDULE	RPI	RPI	RPI	RPI
DIV. I ONLY	18- 12	115	1- 0	89	192	105	105	14	14
DIV. I NON-CONF.	8- 4	91	0- 0	47	256	58	58	17	17
TOTALS	RPI 1-25	RPI 26-50	W-L RECORDS	RPI 51-100	RPI 101-999	RPI 150+			
18- 12	0- 0	0- 1	OVERALL	2- 5	16- 6	12- 4			
13- 2	0- 0	0- 0	HOME	2- 1	11- 1	9- 0			
3- 9	0- 0	0- 1	AWAY	0- 3	3- 5	1- 4			
2- 1	0- 0	0- 0	NEUTRAL	0- 1	2- 0	2- 0			
8- 4	0- 0	0- 0	NON-CONFERENCE	1- 2	7- 2	5- 0			
6- 1	0- 0	0- 0	HOME	1- 0	5- 1	4- 0			
1- 3	0- 0	0- 0	AWAY	0- 2	1- 1	0- 0			
1- 0	0- 0	0- 0	NEUTRAL	0- 0	1- 0	1- 0			
10- 8	0- 0	0- 1	CONFERENCE	1- 3	9- 4	7- 4			
7- 1	0- 0	0- 0	HOME	1- 1	6- 0	5- 0			
2- 6	0- 0	0- 1	AWAY	0- 1	2- 4	1- 4			
1- 1	0- 0	0- 0	NEUTRAL	0- 1	1- 0	1- 0			

RPI S	Opponent	Score	RPI S	Opponent	Score	RPI S	Opponent	Score	RPI S	Opponent	Score	Team's RPI: 105
			31  Rice	51  61		59  Wright St.	88 85		110  Old Dominion	60 53		
						66  Middle Tenn.	55  62		110  Old Dominion	69 59		
						82  Fordham	64  71		127  Lehigh	62 60		
						95  Western Ky.	58  76		132  Mercer	40  57		
						97  Virginia	61  65		147  Wake Forest	43  69		
						100  UAB	60 56		150  Davidson	78 66		
						100 N UAB	55  70		172  Louisiana Tech	51  88		
									172 N Louisiana Tech	55 46		
									175  UNC Asheville	70 53		
									176  North Texas	63  68		
									180 N Liberty	63 61		
									193  East Carolina	52 46		
									196  Southern Miss.	54  65		
									196  Southern Miss.	59 46		
									201  Bethune-Cookman	73 69		
									222  Marshall	62  63		
									256  Wofford	85 63		
									258  UTEP	62 39		
									302  UTSA	66 54		
									307  Fla. Atlantic	68 47		
									322  FIU	62 53		
									322  FIU	69 54		
LAST 12 Division I GAMES:												
			172 N Louisiana Tech	55 46		110  Old Dominion	69 59					
			100 N UAB	55  70		100  UAB	60 56					
			127  Lehigh	62 60		66  Middle Tenn.	55  62					
			196  Southern Miss.	59 46		176  North Texas	63  68					
			322  FIU	62 53		31  Rice	51  61					
			110  Old Dominion	60 53		258  UTEP	62 39					

Non-Div I Games:

Charlotte

 Loss,
  Non-Conf, S Site,
  Home
  Away
 N Neutral

Chattanooga

Through Games Of March 17, 2019

Average RPI Win:	245	WON-LOST	WINNING	LAST 10	STRENGTH OF	OPP. STRENGTH	TEAM	ADJ.	CONF.	ADJ CONF.
Average RPI Loss:	116	RECORD	PCT. RANK	GAMES	SCHEDULE	OF SCHEDULE	RPI	RPI	RPI	RPI
DIV. I ONLY	13- 17	212	1- 1	79	231	169	169	28	28	
DIV. I NON-CONF.	4- 10	264	0- 0	2	50	85	85	25	25	
TOTALS	RPI 1-25	RPI 26-50	W-L RECORDS	RPI 51-100	RPI 101-999	RPI 150+				
13- 17	0- 3	0- 3	OVERALL	1- 2	12- 9	12- 5				
7- 6	0- 2	0- 2	HOME	0- 0	7- 2	7- 0				
3- 8	0- 1	0- 0	AWAY	0- 1	3- 6	3- 4				
3- 3	0- 0	0- 1	NEUTRAL	1- 1	2- 1	2- 1				
4- 10	0- 3	0- 3	NON-CONFERENCE	1- 2	3- 2	3- 0				
1- 5	0- 2	0- 2	HOME	0- 0	1- 1	1- 0				
1- 3	0- 1	0- 0	AWAY	0- 1	1- 1	1- 0				
2- 2	0- 0	0- 1	NEUTRAL	1- 1	1- 0	1- 0				
9- 7	0- 0	0- 0	CONFERENCE	0- 0	9- 7	9- 5				
6- 1	0- 0	0- 0	HOME	0- 0	6- 1	6- 0				
2- 5	0- 0	0- 0	AWAY	0- 0	2- 5	2- 4				
1- 1	0- 0	0- 0	NEUTRAL	0- 0	1- 1	1- 1				

RPI 1-25				RPI 26-50				RPI 51-100				RPI 101+ Team's RPI: 169			
RPI	S	Opponent	Score	RPI	S	Opponent	Score	RPI	S	Opponent	Score	RPI	S	Opponent	Score
3	H	Louisville	49 75	27	H	South Dakota St.	54 71	54	N	Maine	66 61	113	H	UT Martin	79 81
9	H	NC State	58 78	32	N	Central Mich.	50 73	66	N	Middle Tenn.	47 58	129	A	Northern Colo.	65 68
15	A	UCF	37 75	47	H	Belmont	51 67	73	A	Virginia Tech	59 74	132	A	Mercer	58 65
												132	H	Mercer	56 62
												180	H	Liberty	75 60
												184	N	Saint Louis	71 61
												191	A	Furman	54 61
												191	H	Furman	73 53
												191	N	Furman	67 73
												203	A	Hampton	58 50
												241	A	ETSU	54 64
												241	H	ETSU	76 67
												256	A	Wofford	60 64
												256	H	Wofford	89 82
												290	A	Samford	73 63
												290	H	Samford	61 56
												309	A	UNC Greensboro	49 53
												309	H	UNC Greensboro	64 54
												309	N	UNC Greensboro	72 62
												341	A	Western Caro.	65 50
												341	H	Western Caro.	72 58
LAST 12 Division I GAMES:															
				309	N	UNC Greensboro	72 62	290	H	Samford	61 56				
				191	N	Furman	67 73	256	A	Wofford	60 64				
				54	N	Maine	66 61	191	A	Furman	54 61				
				341	A	Western Caro.	65 50	241	A	ETSU	54 64				
				309	A	UNC Greensboro	49 53	309	H	UNC Greensboro	64 54				
				132	H	Mercer	56 62	341	H	Western Caro.	72 58				

Non-Div I Games: Lee 61 55

Chattanooga

Loss, Non-Conf, S Site, H Home A Away N Neutral

Average RPI Win: 340		WON-LOST	WINNING	LAST 10	STRENGTH OF	OPP. STRENGTH	TEAM	ADJ.	CONF.	ADJ CONF.
Average RPI Loss: 221		RECORD	PCT. RANK	GAMES	SCHEDULE	OF SCHEDULE	RPI	RPI	RPI	RPI
DIV. I ONLY		2- 28	350	0- 1	290	335	348	348	30	30
DIV. I NON-CONF.		0- 13	336	0- 0	252	320	346	346	30	30
TOTALS	RPI 1-25		RPI 26-50		W-L RECORDS	RPI 51-100	RPI 101-999		RPI 150+	
2- 28	0- 0		0- 0		OVERALL	0- 1	2- 27		2- 21	
2- 11	0- 0		0- 0		HOME	0- 1	2- 10		2- 9	
0- 15	0- 0		0- 0		AWAY	0- 0	0- 15		0- 11	
0- 2	0- 0		0- 0		NEUTRAL	0- 0	0- 2		0- 1	
0- 13	0- 0		0- 0		NON-CONFERENCE	0- 1	0- 12		0- 9	
0- 5	0- 0		0- 0		HOME	0- 1	0- 4		0- 4	
0- 7	0- 0		0- 0		AWAY	0- 0	0- 7		0- 4	
0- 1	0- 0		0- 0		NEUTRAL	0- 0	0- 1		0- 1	
2- 15	0- 0		0- 0		CONFERENCE	0- 0	2- 15		2- 12	
2- 6	0- 0		0- 0		HOME	0- 0	2- 6		2- 5	
0- 8	0- 0		0- 0		AWAY	0- 0	0- 8		0- 7	
0- 1	0- 0		0- 0		NEUTRAL	0- 0	0- 1		0- 0	

[illegible]

Non-Div I Games:

Chicago St.

Loss, Non-Conf, S Site, H Home A Away N Neutral

RPI	S	Opponent	Score	
337	H	Seattle U	64	61
342	A	Grand Canyon	49	84
342	H	Grand Canyon	50	48

Chicago St.

C
h
i
c
a
g
o
s
t
.

C
h
i
c
a
g
o
s
t
.

Average RPI Win:	193	WON-LOST	WINNING	LAST 10	STRENGTH OF	OPP. STRENGTH	TEAM	ADJ.	CONF.	ADJ CONF.
Average RPI Loss:	81	RECORD	PCT. RANK	GAMES	SCHEDULE	OF SCHEDULE	RPI	RPI	RPI	RPI
DIV. I ONLY	21- 10	74	1- 0	127	88	77	77	9	9	
DIV. I NON-CONF.	8- 5	119	0- 0	211	157	153	153	8	8	
TOTALS	RPI 1-25	RPI 26-50	W-L RECORDS	RPI 51-100	RPI 101-999	RPI 150+				
21- 10	0- 4	0- 1	OVERALL	1- 0	20- 5	16- 2				
14- 2	0- 1	0- 0	HOME	1- 0	13- 1	10- 0				
6- 7	0- 2	0- 1	AWAY	0- 0	6- 4	5- 2				
1- 1	0- 1	0- 0	NEUTRAL	0- 0	1- 0	1- 0				
8- 5	0- 0	0- 1	NON-CONFERENCE	1- 0	7- 4	6- 1				
7- 1	0- 0	0- 0	HOME	1- 0	6- 1	5- 0				
1- 4	0- 0	0- 1	AWAY	0- 0	1- 3	1- 1				
0- 0	0- 0	0- 0	NEUTRAL	0- 0	0- 0	0- 0				
13- 5	0- 4	0- 0	CONFERENCE	0- 0	13- 1	10- 1				
7- 1	0- 1	0- 0	HOME	0- 0	7- 0	5- 0				
5- 3	0- 2	0- 0	AWAY	0- 0	5- 1	4- 1				
1- 1	0- 1	0- 0	NEUTRAL	0- 0	1- 0	1- 0				

RPI 1-25				RPI 26-50				RPI 51-100 Team's RPI: 77				RPI 101+			
RPI	S	Opponent	Score	RPI	S	Opponent	Score	RPI	S	Opponent	Score	RPI	S	Opponent	Score
6	A	UConn	38 82	45	A	Miami (OH)	65 78	91	H	VCU	66 54	101	A	Ohio St.	56 69
6	H	UConn	55 65									110	H	Old Dominion	72 76
15	A	UCF	55 56									111	H	Houston	68 57
15	N	UCF	58 66									115	A	South Fla.	57 56
												115	H	South Fla.	57 43
												128	A	Pittsburgh	48 65
												141	H	Yale	66 52
												155	A	Tulsa	70 50
												155	H	Tulsa	74 47
												165	A	Temple	70 78
												165	H	Temple	72 52
												170	A	Tulane	80 65
												184	A	Saint Louis	51 50
												193	A	East Carolina	68 57
												218	H	Xavier	79 61
												220	A	Ball St.	63 75
												230	H	Howard	85 51
												231	H	SMU	69 57
												232	A	Memphis	89 69
												232	H	Memphis	80 56
												232	N	Memphis	68 48
												241	H	ETSU	77 64
												257	H	Wichita St.	82 54
												261	H	Austin Peay	69 48
												330	H	Lipscomb	71 55
LAST 12 Division I GAMES:															
				232	N	Memphis	68 48					165	A	Temple	70 78
				15	N	UCF	58 66					232	A	Memphis	89 69
				170	A	Tulane	80 65					257	H	Wichita St.	82 54
				115	H	South Fla.	57 43					6	H	UConn	55 65
				193	A	East Carolina	68 57					115	A	South Fla.	57 56
				155	H	Tulsa	74 47					232	H	Memphis	80 56

Non-Div I Games:

Cincinnati

■ Loss,
■ Non-Conf,
■ S Site,
■ H Home
■ A Away
N Neutral

Average RPI Win: 133	WON-LOST	WINNING	LAST 10	STRENGTH OF	OPP. STRENGTH	TEAM	ADJ.	CONF.	ADJ CONF.
Average RPI Loss: 50	RECORD	PCT. RANK	GAMES	SCHEDULE	OF SCHEDULE	RPI	RPI	RPI	RPI
DIV. I ONLY	19- 12	107	1- 0	29	21	51	51	1	1
DIV. I NON-CONF.	9- 4	85	0- 0	169	119	118	118	1	1
TOTALS	RPI 1-25	RPI 26-50	W-L RECORDS	RPI 51-100	RPI 101-999	RPI 150+			
19- 12	3- 6	1- 1	OVERALL	4- 3	11- 2	6- 1			
12- 5	1- 3	1- 1	HOME	3- 0	7- 1	5- 0			
5- 5	2- 2	0- 0	AWAY	0- 2	3- 1	0- 1			
2- 2	0- 1	0- 0	NEUTRAL	1- 1	1- 0	1- 0			
9- 4	0- 1	1- 0	NON-CONFERENCE	0- 1	8- 2	6- 1			
8- 1	0- 0	1- 0	HOME	0- 0	7- 1	5- 0			
0- 2	0- 1	0- 0	AWAY	0- 0	0- 1	0- 1			
1- 1	0- 0	0- 0	NEUTRAL	0- 1	1- 0	1- 0			
10- 8	3- 5	0- 1	CONFERENCE	4- 2	3- 0	0- 0			
4- 4	1- 3	0- 1	HOME	3- 0	0- 0	0- 0			
5- 3	2- 1	0- 0	AWAY	0- 2	3- 0	0- 0			
1- 1	0- 1	0- 0	NEUTRAL	1- 0	0- 0	0- 0			

RPI 1-25				RPI 26-50				RPI 51-100 Team's RPI: 51				RPI 101+			
RPI	S	Opponent	Score	RPI	S	Opponent	Score	RPI	S	Opponent	Score	RPI	S	Opponent	Score
1	H	Notre Dame	63 101	38	H	North Carolina	64 70	60	N	Tennessee	66 78	114	H	High Point	83 64
3	H	Louisville	44 76	47	H	Belmont	65 62	68	A	Georgia Tech	53 75	128	A	Pittsburgh	65 59
3	N	Louisville	67 75					68	H	Georgia Tech	71 61	130	H	Appalachian St.	87 48
9	A	NC State	51 54					73	H	Virginia Tech	73 66	134	A	Boston College	91 58
10	H	Syracuse	75 84					73	N	Virginia Tech	80 79	147	A	Wake Forest	69 53
17	A	South Carolina	57 69					79	A	Duke	59 63	150	H	Davidson	80 90
19	A	Miami (FL)	76 67					97	H	Virginia	71 65	153	N	Oklahoma	74 62
21	A	Florida St.	57 45									157	A	Alabama	56 76
21	H	Florida St.	73 68									222	H	Marshall	68 54
												225	H	Illinois	69 67
												256	H	Wofford	85 77
												260	H	Rhode Island	80 67
												330	H	Lipscomb	68 26
LAST 12 Division I GAMES:															
73	N	Virginia Tech	80 79	134	A	Boston College	91 58								
3	N	Louisville	67 75	21	H	Florida St.	73 68								
153	N	Oklahoma	74 62	38	H	North Carolina	64 70								
79	A	Duke	59 63	147	A	Wake Forest	69 53								
73	H	Virginia Tech	73 66	3	H	Louisville	44 76								
68	A	Georgia Tech	53 75	1	H	Notre Dame	63 101								

Non-Div I Games:

Clemson

■ Loss,
 ■ Non-Conf, S Site,
 ■ Home
 ■ Away
 N Neutral

Average RPI Win:	293	WON-LOST	WINNING	LAST 10	STRENGTH OF	OPP. STRENGTH	TEAM	ADJ.	CONF.	ADJ CONF.
Average RPI Loss:	142	RECORD	PCT. RANK	GAMES	SCHEDULE	OF SCHEDULE	RPI	RPI	RPI	RPI
DIV. I ONLY	8- 20	282	0- 1	233	222	285	285	21	21	
DIV. I NON-CONF.	1- 8	322	0- 0	150	220	312	312	19	19	
TOTALS	RPI 1-25	RPI 26-50	W-L RECORDS	RPI 51-100	RPI 101-999	RPI 150+				
8- 20	0- 0	0- 1	OVERALL	0- 6	8- 13	7- 9				
5- 7	0- 0	0- 0	HOME	0- 3	5- 4	4- 2				
3- 12	0- 0	0- 1	AWAY	0- 3	3- 8	3- 6				
0- 1	0- 0	0- 0	NEUTRAL	0- 0	0- 1	0- 1				
1- 8	0- 0	0- 1	NON-CONFERENCE	0- 1	1- 6	0- 6				
1- 2	0- 0	0- 0	HOME	0- 1	1- 1	0- 1				
0- 5	0- 0	0- 1	AWAY	0- 0	0- 4	0- 4				
0- 1	0- 0	0- 0	NEUTRAL	0- 0	0- 1	0- 1				
7- 12	0- 0	0- 0	CONFERENCE	0- 5	7- 7	7- 3				
4- 5	0- 0	0- 0	HOME	0- 2	4- 3	4- 1				
3- 7	0- 0	0- 0	AWAY	0- 3	3- 4	3- 2				
0- 0	0- 0	0- 0	NEUTRAL	0- 0	0- 0	0- 0				

RPI 1-25				RPI 26-50				RPI 51-100				RPI 101+ Team's RPI: 285			
RPI	S	Opponent	Score	RPI	S	Opponent	Score	RPI	S	Opponent	Score	RPI	S	Opponent	Score
				34	A	Ohio	54 72	59	A	Wright St.	52 78	122	A	Youngstown St.	55 73
								59	H	Wright St.	65 70	122	H	Youngstown St.	61 74
								69	A	Green Bay	30 73	132	H	Illinois St.	67 63
								69	A	Green Bay	53 62	135	A	IUPUI	36 64
								69	H	Green Bay	63 76	135	H	IUPUI	50 75
								86	H	Toledo	60 65	154	H	Bradley	65 67
												170	N	Tulane	72 81
												197	A	Eastern Mich.	63 69
												198	A	Milwaukee	53 59
												198	H	Milwaukee	60 78
												220	A	Ball St.	62 67
												222	A	Marshall	64 86
												243	A	Northern Ky.	55 74
												243	H	Northern Ky.	76 47
												273	A	San Diego	82 83
												310	A	Oakland	64 62
												310	H	Oakland	98 90
												336	A	Detroit Mercy	67 49
												336	H	Detroit Mercy	67 51
												339	A	UIC	74 48
												339	H	UIC	71 53
LAST 12 Division I GAMES:															
				69	A	Green Bay	30 73	135	A	IUPUI	36 64				
				122	H	Youngstown St.	61 74	339	A	UIC	74 48				
				243	A	Northern Ky.	55 74	310	H	Oakland	98 90				
				59	A	Wright St.	52 78	336	H	Detroit Mercy	67 51				
				69	H	Green Bay	63 76	122	A	Youngstown St.	55 73				
				198	H	Milwaukee	60 78	59	H	Wright St.	65 70				

Non-Div I Games: Lake Erie 79 49 Salem (WV) 113 81

Cleveland St.

Loss, Non-Conf, S Site, H Home A Away N Neutral

Coastal Caro.

Through Games Of March 17, 2019

Average RPI Win:	245	WON-LOST	WINNING	LAST 10	STRENGTH OF	OPP. STRENGTH	TEAM	ADJ.	CONF.	ADJ CONF.
Average RPI Loss:	111	RECORD	PCT. RANK	GAMES	SCHEDULE	OF SCHEDULE	RPI	RPI	RPI	RPI
DIV. I ONLY	15- 14	157	1- 0	202	191	179	179	12	12	
DIV. I NON-CONF.	6- 3	91	0- 0	280	300	170	170	14	14	
TOTALS	RPI 1-25	RPI 26-50	W-L RECORDS	RPI 51-100	RPI 101-999	RPI 150+				
15- 14	0- 0	0- 2	OVERALL	0- 7	15- 5	13- 3				
9- 5	0- 0	0- 0	HOME	0- 4	9- 1	8- 1				
6- 6	0- 0	0- 0	AWAY	0- 3	6- 3	5- 2				
0- 3	0- 0	0- 2	NEUTRAL	0- 0	0- 1	0- 0				
6- 3	0- 0	0- 2	NON-CONFERENCE	0- 0	6- 1	6- 1				
4- 0	0- 0	0- 0	HOME	0- 0	4- 0	4- 0				
2- 1	0- 0	0- 0	AWAY	0- 0	2- 1	2- 1				
0- 2	0- 0	0- 2	NEUTRAL	0- 0	0- 0	0- 0				
9- 11	0- 0	0- 0	CONFERENCE	0- 7	9- 4	7- 2				
5- 5	0- 0	0- 0	HOME	0- 4	5- 1	4- 1				
4- 5	0- 0	0- 0	AWAY	0- 3	4- 2	3- 1				
0- 1	0- 0	0- 0	NEUTRAL	0- 0	0- 1	0- 0				

RPI S	Opponent	Score	RPI S	Opponent	Score	RPI S	Opponent	Score	RPI S	Opponent	Score	Team's RPI: 179
31	N Rice	52 56	61	H Little Rock	47 60	130	A Appalachian St.	53 67				
50	N Auburn	78 84	76	A UT Arlington	53 79	130	H Appalachian St.	74 66				
			76	H UT Arlington	64 67	130	N Appalachian St.	42 78				
			92	A Troy	76 89	144	A Georgia St.	67 62				
			92	H Troy	81 82	159	A UC Riverside	43 62				
			98	A South Alabama	50 67	162	A Texas St.	58 73				
			98	H South Alabama	78 88	162	H Texas St.	77 70				
						190	H Arkansas St.	88 72				
						190	H Arkansas St.	63 49				
						219	H Bowling Green	81 80				
						232	H Memphis	90 71				
						269	A Louisiana	76 58				
						269	H Louisiana	67 62				
						287	A Ga. Southern	76 73				
						299	H South Carolina St.	57 44				
						300	A La.-Monroe	79 54				
						300	H La.-Monroe	57 60				
						309	A UNC Greensboro	78 71				
						335	A N.C. Central	89 66				
						341	H Western Caro.	77 59				
LAST 12 Division I GAMES:												
190	H Arkansas St.	63 49	144	A Georgia St.	67 62							
130	N Appalachian St.	42 78	287	A Ga. Southern	76 73							
92	A Troy	76 89	130	H Appalachian St.	74 66							
98	A South Alabama	50 67	162	H Texas St.	77 70							
300	H La.-Monroe	57 60	76	H UT Arlington	64 67							
269	H Louisiana	67 62	269	A Louisiana	76 58							

Non-Div I Games: N.C. Wesleyan 126 65 Meredith 128 39

Coastal Caro.

Loss, Non-Conf, S Site, H Home A Away N Neutral

Average RPI Win:	243	WON-LOST	WINNING	LAST 10	STRENGTH OF	OPP. STRENGTH	TEAM	ADJ.	CONF.	ADJ CONF.
Average RPI Loss:	157	RECORD	PCT. RANK	GAMES	SCHEDULE	OF SCHEDULE	RPI	RPI	RPI	RPI
DIV. I ONLY	6- 23	318	0- 1	165	219	296	296	10	10	
DIV. I NON-CONF.	3- 7	256	0- 0	290	351	321	321	10	10	
TOTALS	RPI 1-25	RPI 26-50	W-L RECORDS	RPI 51-100	RPI 101-999	RPI 150+				
6- 23	0- 0	0- 2	OVERALL	0- 4	6- 17	6- 10				
4- 10	0- 0	0- 1	HOME	0- 2	4- 7	4- 4				
2- 12	0- 0	0- 1	AWAY	0- 2	2- 9	2- 5				
0- 1	0- 0	0- 0	NEUTRAL	0- 0	0- 1	0- 1				
3- 7	0- 0	0- 0	NON-CONFERENCE	0- 0	3- 7	3- 6				
2- 3	0- 0	0- 0	HOME	0- 0	2- 3	2- 3				
1- 4	0- 0	0- 0	AWAY	0- 0	1- 4	1- 3				
0- 0	0- 0	0- 0	NEUTRAL	0- 0	0- 0	0- 0				
3- 16	0- 0	0- 2	CONFERENCE	0- 4	3- 10	3- 4				
2- 7	0- 0	0- 1	HOME	0- 2	2- 4	2- 1				
1- 8	0- 0	0- 1	AWAY	0- 2	1- 5	1- 2				
0- 1	0- 0	0- 0	NEUTRAL	0- 0	0- 1	0- 1				

RPI 1-25			RPI 26-50			RPI 51-100			RPI 101+			Team's RPI: 296			
RPI	S	Opponent	Score	RPI	S	Opponent	Score	RPI	S	Opponent	Score	RPI	S	Opponent	Score
				36	A	James Madison	35 76	65	A	Drexel	53 76	107	A	Towson	61 87
				36	H	James Madison	50 91	65	H	Drexel	42 65	107	H	Towson	61 77
								96	A	Northeastern	69 81	123	A	UNCW	49 71
								96	H	Northeastern	56 87	123	H	UNCW	62 66
												130	A	Appalachian St.	66 80
												138	A	Delaware	50 74
												138	H	Delaware	60 72
												161	A	William & Mary	66 54
												161	H	William & Mary	79 77
												161	N	William & Mary	41 61
												191	H	Furman	67 70
												194	A	Campbell	65 66
												227	A	George Mason	52 66
												229	A	Hofstra	49 68
												229	H	Hofstra	70 62
												240	A	Elon	68 76
												240	H	Elon	52 72
												256	A	Wofford	58 78
												280	H	Charleston So.	79 52
												299	H	South Carolina St.	75 51
												306	H	Winthrop	64 71
												315	H	Presbyterian	65 71
												330	A	Lipscomb	65 63
LAST 12 Division I GAMES:															
				161	N	William & Mary	41 61	107	A	Towson	61 87				
				123	H	UNCW	62 66	36	A	James Madison	35 76				
				96	A	Northeastern	69 81	240	H	Elon	52 72				
				229	A	Hofstra	49 68	161	H	William & Mary	79 77				
				65	H	Drexel	42 65	229	H	Hofstra	70 62				
				138	H	Delaware	60 72	96	H	Northeastern	56 87				

Non-Div I Games: North Greenville 95 62

Col. of Charleston

■ Loss,
 ■ Non-Conf, S Site,
 ■ Home
 ■ Away
 N Neutral

Average RPI Win: 277	WON-LOST	WINNING	LAST 10	STRENGTH OF	OPP. STRENGTH	TEAM	ADJ.	CONF.	ADJ CONF.
Average RPI Loss: 166	RECORD	PCT. RANK	GAMES	SCHEDULE	OF SCHEDULE	RPI	RPI	RPI	RPI
DIV. I ONLY	12- 17	222	0- 1	271	268	250	250	18	18
DIV. I NON-CONF.	4- 6	212	0- 0	331	340	303	303	21	21
TOTALS	RPI 1-25	RPI 26-50	W-L RECORDS	RPI 51-100	RPI 101-999	RPI 150+			
12- 17	0- 0	0- 2	OVERALL	0- 2	12- 13	12- 8			
6- 7	0- 0	0- 1	HOME	0- 1	6- 5	6- 4			
6- 10	0- 0	0- 1	AWAY	0- 1	6- 8	6- 4			
0- 0	0- 0	0- 0	NEUTRAL	0- 0	0- 0	0- 0			
4- 6	0- 0	0- 0	NON-CONFERENCE	0- 0	4- 6	4- 4			
3- 1	0- 0	0- 0	HOME	0- 0	3- 1	3- 1			
1- 5	0- 0	0- 0	AWAY	0- 0	1- 5	1- 3			
0- 0	0- 0	0- 0	NEUTRAL	0- 0	0- 0	0- 0			
8- 11	0- 0	0- 2	CONFERENCE	0- 2	8- 7	8- 4			
3- 6	0- 0	0- 1	HOME	0- 1	3- 4	3- 3			
5- 5	0- 0	0- 1	AWAY	0- 1	5- 3	5- 1			
0- 0	0- 0	0- 0	NEUTRAL	0- 0	0- 0	0- 0			

RPI S	Opponent	Score	RPI S	Opponent	Score	RPI S	Opponent	Score	RPI S	Opponent	Score	Team's RPI: 250
37	A Bucknell	58 76	37	H Bucknell	62 90	71	A American	57 76	119	A Dayton	58 67	
						71	H American	66 71	127	A Lehigh	58 86	
									127	A Lehigh	68 78	
									127	H Lehigh	63 75	
									141	A Yale	61 80	
									174	A Holy Cross	70 67	
									174	H Holy Cross	67 80	
									177	A Boston U.	81 72	
									177	H Boston U.	53 61	
									227	A George Mason	61 64	
									253	H Columbia	84 71	
									259	A Navy	52 67	
									259	H Navy	49 62	
									267	A Loyola Maryland	58 47	
									267	H Loyola Maryland	73 64	
									271	A Niagara	69 74	
									278	A Siena	53 55	
									286	H Canisius	67 53	
									291	A Army West Point	70 58	
									291	H Army West Point	85 80	
									323	A Lafayette	77 67	
									323	H Lafayette	60 49	
									325	H NJIT	53 71	
									328	A UMass Lowell	61 52	
									344	H Fairleigh Dickinson	71 52	
LAST 12 Division I GAMES:												
127	A Lehigh	68 78	37	A Bucknell	58 76							
323	A Lafayette	77 67	177	H Boston U.	53 61							
174	H Holy Cross	67 80	259	A Navy	52 67							
291	H Army West Point	85 80	71	H American	66 71							
267	A Loyola Maryland	58 47	291	A Army West Point	70 58							
127	H Lehigh	63 75	267	H Loyola Maryland	73 64							

Non-Div I Games:

Colgate

■ Loss,
 ■ Non-Conf,
 ■ S Site,
 ■ Home
 ■ A Away
 N Neutral

Colorado

Through Games Of March 17, 2019

Average RPI Win:	185	WON-LOST	WINNING	LAST 10	STRENGTH OF	OPP. STRENGTH	TEAM	ADJ.	CONF.	ADJ CONF.
Average RPI Loss:	59	RECORD	PCT. RANK	GAMES	SCHEDULE	OF SCHEDULE	RPI	RPI	RPI	RPI
DIV. I ONLY	12- 18	227	0- 1	91	26	178	178	2	2	
DIV. I NON-CONF.	10- 1	17	0- 0	214	177	42	42	2	2	
TOTALS	RPI 1-25	RPI 26-50	W-L RECORDS	RPI 51-100	RPI 101-999	RPI 150+				
12- 18	0- 7	1- 3	OVERALL	2- 5	9- 3	8- 1				
10- 7	0- 2	1- 2	HOME	2- 2	7- 1	6- 0				
1- 10	0- 4	0- 1	AWAY	0- 3	1- 2	1- 1				
1- 1	0- 1	0- 0	NEUTRAL	0- 0	1- 0	1- 0				
10- 1	0- 1	1- 0	NON-CONFERENCE	1- 0	8- 0	7- 0				
8- 0	0- 0	1- 0	HOME	1- 0	6- 0	5- 0				
1- 1	0- 1	0- 0	AWAY	0- 0	1- 0	1- 0				
1- 0	0- 0	0- 0	NEUTRAL	0- 0	1- 0	1- 0				
2- 17	0- 6	0- 3	CONFERENCE	1- 5	1- 3	1- 1				
2- 7	0- 2	0- 2	HOME	1- 2	1- 1	1- 0				
0- 9	0- 3	0- 1	AWAY	0- 3	0- 2	0- 1				
0- 1	0- 1	0- 0	NEUTRAL	0- 0	0- 0	0- 0				

RPI 1-25				RPI 26-50				RPI 51-100				RPI 101+ Team's RPI: 178			
RPI	S	Opponent	Score	RPI	S	Opponent	Score	RPI	S	Opponent	Score	RPI	S	Opponent	Score
4	H	Stanford	69 80	35	A	UCLA	50 84	53	A	Southern California	77 84	129	H	Northern Colo.	77 69
5	A	Oregon	43 102	35	H	UCLA	60 64	53	H	Southern California	81 76	136	A	Washington	58 68
19	A	Miami (FL)	58 73	38	H	North Carolina	86 74	81	A	Arizona	51 63	136	H	Washington	46 60
23	A	Arizona St.	49 66	42	H	California	60 80	81	H	Arizona	67 69	158	A	Washington St.	48 74
23	H	Arizona St.	70 76					88	A	Utah	59 78	158	H	Washington St.	72 61
23	N	Arizona St.	49 66					88	H	Utah	61 76	181	N	Utah St.	78 68
24	A	Oregon St.	65 89					99	H	Pepperdine	80 65	188	H	Prairie View	79 38
												244	A	Nevada	65 52
												259	H	Navy	59 43
												281	H	Colorado St.	59 40
												290	H	Samford	81 39
												298	H	San Jose St.	76 64
LAST 12 Division I GAMES:															
23	N	Arizona St.	49 66	23	A	Arizona St.	49 66								
35	A	UCLA	50 84	53	H	Southern California	81 76								
53	A	Southern California	77 84	35	H	UCLA	60 64								
136	H	Washington	46 60	5	A	Oregon	43 102								
158	H	Washington St.	72 61	24	A	Oregon St.	65 89								
81	A	Arizona	51 63	42	H	California	60 80								

Non-Div I Games:

Colorado

Loss, Non-Conf, S Site, H Home A Away N Neutral

Average RPI Win:	221	WON-LOST	WINNING	LAST 10	STRENGTH OF	OPP. STRENGTH	TEAM	ADJ.	CONF.	ADJ CONF.
Average RPI Loss:	135	RECORD	PCT. RANK	GAMES	SCHEDULE	OF SCHEDULE	RPI	RPI	RPI	RPI
DIV. I ONLY	6- 22	311	0- 1	94	153	281	281	15	15	
DIV. I NON-CONF.	4- 5	190	0- 0	37	146	158	158	13	13	
TOTALS	RPI 1-25	RPI 26-50	W-L RECORDS	RPI 51-100	RPI 101-999	RPI 150+				
6- 22	0- 2	0- 3	OVERALL	0- 4	6- 13	6- 10				
6- 9	0- 1	0- 1	HOME	0- 2	6- 5	6- 3				
0- 12	0- 1	0- 2	AWAY	0- 2	0- 7	0- 6				
0- 1	0- 0	0- 0	NEUTRAL	0- 0	0- 1	0- 1				
4- 5	0- 2	0- 1	NON-CONFERENCE	0- 0	4- 2	4- 1				
4- 2	0- 1	0- 0	HOME	0- 0	4- 1	4- 0				
0- 3	0- 1	0- 1	AWAY	0- 0	0- 1	0- 1				
0- 0	0- 0	0- 0	NEUTRAL	0- 0	0- 0	0- 0				
2- 17	0- 0	0- 2	CONFERENCE	0- 4	2- 11	2- 9				
2- 7	0- 0	0- 1	HOME	0- 2	2- 4	2- 3				
0- 9	0- 0	0- 1	AWAY	0- 2	0- 6	0- 5				
0- 1	0- 0	0- 0	NEUTRAL	0- 0	0- 1	0- 1				

RPI 1-25				RPI 26-50				RPI 51-100				RPI 101+ Team's RPI: 281			
RPI	S	Opponent	Score	RPI	S	Opponent	Score	RPI	S	Opponent	Score	RPI	S	Opponent	Score
13	A	Gonzaga	39 50	26	A	BYU	42 51	55	A	New Mexico	58 70	120	A	Fresno St.	54 57
23	H	Arizona St.	39 70	39	A	Boise St.	57 70	55	H	New Mexico	56 79	120	H	Fresno St.	55 66
				39	H	Boise St.	63 72	64	A	Wyoming	32 56	129	H	Northern Colo.	47 53
								64	H	Wyoming	49 60	167	H	Denver	84 79
												178	A	Colorado	40 59
												181	A	Utah St.	59 70
												181	H	Utah St.	53 72
												181	N	Utah St.	59 62
												199	H	Cornell	56 53
												204	A	UNLV	45 60
												204	H	UNLV	52 49
												208	A	San Diego St.	45 54
												222	H	Northern Ariz.	65 54
												235	H	North Florida	61 59
												244	A	Nevada	57 68
												244	H	Nevada	38 62
												297	A	Air Force	48 63
												297	H	Air Force	55 48
												298	H	San Jose St.	70 78
LAST 12 Division I GAMES:															
				181	N	Utah St.	59 62	298	H	San Jose St.	70 78				
				204	A	UNLV	45 60	208	A	San Diego St.	45 54				
				181	A	Utah St.	59 70	64	H	Wyoming	49 60				
				55	H	New Mexico	56 79	244	A	Nevada	57 68				
				39	H	Boise St.	63 72	297	H	Air Force	55 48				
				64	A	Wyoming	32 56	39	A	Boise St.	57 70				

Non-Div I Games: Chadron St. 91 38 Eastern N.M. 72 46

Colorado St.

■ Loss,
 ■ Non-Conf, S Site,
 ■ Home
 ■ Away
 N Neutral

Average RPI Win: 214	WON-LOST	WINNING	LAST 10	STRENGTH OF	OPP. STRENGTH	TEAM	ADJ.	CONF.	ADJ CONF.
Average RPI Loss: 154	RECORD	PCT. RANK	GAMES	SCHEDULE	OF SCHEDULE	RPI	RPI	RPI	RPI
DIV. I ONLY	8- 19	276	0- 1	147	190	253	253	11	11
DIV. I NON-CONF.	4- 9	252	0- 0	224	284	264	264	11	11
TOTALS	RPI 1-25	RPI 26-50	W-L RECORDS	RPI 51-100	RPI 101-999	RPI 150+			
8- 19	0- 0	0- 2	OVERALL	1- 4	7- 13	6- 9			
5- 7	0- 0	0- 1	HOME	1- 1	4- 5	4- 3			
3- 12	0- 0	0- 1	AWAY	0- 3	3- 8	2- 6			
0- 0	0- 0	0- 0	NEUTRAL	0- 0	0- 0	0- 0			
4- 9	0- 0	0- 0	NON-CONFERENCE	0- 1	4- 8	3- 6			
2- 3	0- 0	0- 0	HOME	0- 0	2- 3	2- 2			
2- 6	0- 0	0- 0	AWAY	0- 1	2- 5	1- 4			
0- 0	0- 0	0- 0	NEUTRAL	0- 0	0- 0	0- 0			
4- 10	0- 0	0- 2	CONFERENCE	1- 3	3- 5	3- 3			
3- 4	0- 0	0- 1	HOME	1- 1	2- 2	2- 1			
1- 6	0- 0	0- 1	AWAY	0- 2	1- 3	1- 2			
0- 0	0- 0	0- 0	NEUTRAL	0- 0	0- 0	0- 0			

RPI S	Opponent	Score	RPI S	Opponent	Score	RPI S	Opponent	Score	RPI S	Opponent	Score	Team's RPI: 253
			44 Princeton	59 65		57 Penn	56 79		111 Houston	72 83		
			44 Princeton	64 79		57 Penn	60 72		132 Mercer	72 68		
						82 Fordham	49 68		134 Boston College	60 74		
						90 Harvard	56 69		141 Yale	61 69		
						90 Harvard	75 65		141 Yale	54 67		
									198 Milwaukee	65 78		
									199 Cornell	51 60		
									199 Cornell	65 57		
									203 Hampton	88 63		
									211 Dartmouth	48 60		
									211 Dartmouth	69 70		
									225 Illinois	69 76		
									229 Hofstra	65 63		
									236 Saint Joseph's	61 68		
									237 Albany (NY)	58 62		
									250 Colgate	71 84		
									264 Cal St. Fullerton	58 61		
									283 Brown	83 81		
									283 Brown	93 62		
									291 Army West Point	70 49		
LAST 12 Division I GAMES:												
			90 Harvard	56 69		283 Brown	83 81					
			211 Dartmouth	48 60		141 Yale	61 69					
			141 Yale	54 67		211 Dartmouth	69 70					
			283 Brown	93 62		90 Harvard	75 65					
			44 Princeton	59 65		57 Penn	60 72					
			57 Penn	56 79		44 Princeton	64 79					

Non-Div I Games:

Columbia

Loss, Non-Conf, S Site, Home Away N Neutral

Average RPI Win:	318	WON-LOST	WINNING	LAST 10	STRENGTH OF	OPP. STRENGTH	TEAM	ADJ.	CONF.	ADJ CONF.
Average RPI Loss:	198	RECORD	PCT. RANK	GAMES	SCHEDULE	OF SCHEDULE	RPI	RPI	RPI	RPI
DIV. I ONLY	5- 25	331	1- 0	209	337	314	314	32	32	
DIV. I NON-CONF.	0- 12	336	0- 0	16	160	243	243	32	32	
TOTALS	RPI 1-25	RPI 26-50	W-L RECORDS	RPI 51-100	RPI 101-999	RPI 150+				
5- 25	0- 2	0- 1	OVERALL	0- 4	5- 18	5- 16				
2- 7	0- 0	0- 0	HOME	0- 0	2- 7	2- 7				
2- 16	0- 2	0- 1	AWAY	0- 3	2- 10	2- 8				
1- 2	0- 0	0- 0	NEUTRAL	0- 1	1- 1	1- 1				
0- 12	0- 2	0- 1	NON-CONFERENCE	0- 4	0- 5	0- 3				
0- 1	0- 0	0- 0	HOME	0- 0	0- 1	0- 1				
0- 10	0- 2	0- 1	AWAY	0- 3	0- 4	0- 2				
0- 1	0- 0	0- 0	NEUTRAL	0- 1	0- 0	0- 0				
5- 13	0- 0	0- 0	CONFERENCE	0- 0	5- 13	5- 13				
2- 6	0- 0	0- 0	HOME	0- 0	2- 6	2- 6				
2- 6	0- 0	0- 0	AWAY	0- 0	2- 6	2- 6				
1- 1	0- 0	0- 0	NEUTRAL	0- 0	1- 1	1- 1				

RPI 1-25				RPI 26-50				RPI 51-100				RPI 101+ Team's RPI: 314			
RPI	S	Opponent	Score	RPI	S	Opponent	Score	RPI	S	Opponent	Score	RPI	S	Opponent	Score
8	A	Mississippi St.	38 110	34	A	Ohio	62 87	63	A	FGCU	61 93	108	A	Minnesota	52 84
14	A	Maryland	36 93					80	A	West Virginia	37 78	110	A	Old Dominion	51 81
								97	A	Virginia	41 55	201	H	Bethune-Cookman	65 71
								100	N	UAB	61 86	201	N	Bethune-Cookman	49 55
												202	A	N.C. A&T	42 66
												205	A	UMES	54 74
												222	A	Marshall	67 88
												230	H	Howard	81 88
												251	A	Norfolk St.	54 51
												251	H	Norfolk St.	63 68
												271	A	Niagara	69 71
												299	A	South Carolina St.	55 60
												299	H	South Carolina St.	59 75
												305	H	UMBC	52 57
												311	A	Morgan St.	47 70
												311	H	Morgan St.	57 74
												311	N	Morgan St.	50 48
												335	A	N.C. Central	57 62
												340	A	Delaware St.	71 57
												340	H	Delaware St.	85 59
												345	A	Savannah St.	57 68
												345	H	Savannah St.	70 76
												346	H	Florida A&M	73 53
LAST 12 Division I GAMES:															
		311 N Morgan St.	50 48			205 A UMES	54 74								
		201 N Bethune-Cookman	49 55			299 A South Carolina St.	55 60								
		311 A Morgan St.	47 70			345 A Savannah St.	57 68								
		251 A Norfolk St.	54 51			311 H Morgan St.	57 74								
		340 H Delaware St.	85 59			201 H Bethune-Cookman	65 71								
		230 H Howard	81 88			346 H Florida A&M	73 53								

Non-Div I Games:

Coppin St.

■ Loss,
 ■ Non-Conf,
 ■ S Site,
 ■ Home
 ■ A Away
 N Neutral

Average RPI Win: 250		WON-LOST	WINNING	LAST 10	STRENGTH OF	OPP. STRENGTH	TEAM	ADJ.	CONF.	ADJ CONF.
Average RPI Loss: 129		RECORD	PCT. RANK	GAMES	SCHEDULE	OF SCHEDULE	RPI	RPI	RPI	RPI
DIV. I ONLY		12- 14	201	0- 1	215	185	199	199	11	11
DIV. I NON-CONF.		6- 5	143	0- 0	305	325	212	212	11	11
TOTALS		RPI 1-25	RPI 26-50	W-L RECORDS	RPI 51-100	RPI 101-999	RPI 150+			
12- 14	0- 0		0- 3	OVERALL	0- 4	12- 7	10- 4			
8- 4	0- 0		0- 1	HOME	0- 2	8- 1	7- 1			
4- 9	0- 0		0- 1	AWAY	0- 2	4- 6	3- 3			
0- 1	0- 0		0- 1	NEUTRAL	0- 0	0- 0	0- 0			
6- 5	0- 0		0- 0	NON-CONFERENCE	0- 0	6- 5	6- 2			
5- 0	0- 0		0- 0	HOME	0- 0	5- 0	5- 0			
1- 5	0- 0		0- 0	AWAY	0- 0	1- 5	1- 2			
0- 0	0- 0		0- 0	NEUTRAL	0- 0	0- 0	0- 0			
6- 9	0- 0		0- 3	CONFERENCE	0- 4	6- 2	4- 2			
3- 4	0- 0		0- 1	HOME	0- 2	3- 1	2- 1			
3- 4	0- 0		0- 1	AWAY	0- 2	3- 1	2- 1			
0- 1	0- 0		0- 1	NEUTRAL	0- 0	0- 0	0- 0			

RPI 1-25				RPI 26-50				RPI 51-100				RPI 101+				Team's RPI: 199	
RPI	S	Opponent	Score	RPI	S	Opponent	Score	RPI	S	Opponent	Score	RPI	S	Opponent	Score		
				44	A	Princeton	64 68	57	A	Penn	58 69	108	A	Minnesota	45 65		
				44	H	Princeton	46 75	57	H	Penn	46 59	127	A	Lehigh	54 67		
				44	N	Princeton	47 68	90	A	Harvard	38 80	139	A	Stony Brook	61 63		
								90	H	Harvard	61 68	141	A	Yale	43 41		
												141	H	Yale	66 56		
												203	H	Hampton	79 53		
												211	A	Dartmouth	57 47		
												211	H	Dartmouth	56 63		
												237	H	Albany (NY)	48 34		
												253	A	Columbia	57 65		
												253	H	Columbia	60 51		
												255	A	Binghamton	61 72		
												262	H	St. Bonaventure	58 44		
												281	A	Colorado St.	53 56		
												283	A	Brown	65 53		
												283	H	Brown	66 48		
												323	A	Lafayette	62 59		
												328	H	UMass Lowell	63 54		
												340	H	Delaware St.	94 59		
LAST 12 Division I GAMES:																	
				44	N	Princeton	47 68	44	A	Princeton	64 68						
				211	A	Dartmouth	57 47	141	A	Yale	43 41						
				90	A	Harvard	38 80	283	A	Brown	65 53						
				283	H	Brown	66 48	90	H	Harvard	61 68						
				141	H	Yale	66 56	211	H	Dartmouth	56 63						
				57	A	Penn	58 69	44	H	Princeton	46 75						

Non-Div I Games:

Cornell

Loss, Non-Conf, S Site, H Home A Away N Neutral

Creighton

Through Games Of March 17, 2019

Average RPI Win:	154	WON-LOST	WINNING	LAST 10	STRENGTH OF	OPP. STRENGTH	TEAM	ADJ.	CONF.	ADJ CONF.
Average RPI Loss:	60	RECORD	PCT. RANK	GAMES	SCHEDULE	OF SCHEDULE	RPI	RPI	RPI	RPI
DIV. I ONLY	15- 16	180	1- 0	39	57	93	93	6	6	
DIV. I NON-CONF.	6- 5	143	0- 0	104	46	100	100	4	4	
TOTALS	RPI 1-25	RPI 26-50	W-L RECORDS	RPI 51-100	RPI 101-999	RPI 150+				
15- 16	2- 5	0- 2	OVERALL	3- 6	10- 3	6- 0				
6- 7	1- 2	0- 1	HOME	2- 2	3- 2	2- 0				
6- 9	1- 3	0- 1	AWAY	0- 4	5- 1	3- 0				
3- 0	0- 0	0- 0	NEUTRAL	1- 0	2- 0	1- 0				
6- 5	0- 2	0- 2	NON-CONFERENCE	1- 1	5- 0	4- 0				
2- 2	0- 1	0- 1	HOME	1- 0	1- 0	1- 0				
2- 3	0- 1	0- 1	AWAY	0- 1	2- 0	2- 0				
2- 0	0- 0	0- 0	NEUTRAL	0- 0	2- 0	1- 0				
9- 11	2- 3	0- 0	CONFERENCE	2- 5	5- 3	2- 0				
4- 5	1- 1	0- 0	HOME	1- 2	2- 2	1- 0				
4- 6	1- 2	0- 0	AWAY	0- 3	3- 1	1- 0				
1- 0	0- 0	0- 0	NEUTRAL	1- 0	0- 0	0- 0				

RPI 1-25				RPI 26-50				RPI 51-100				Team's RPI: 93				RPI 101+			
RPI	S	Opponent	Score	RPI	S	Opponent	Score	RPI	S	Opponent	Score	RPI	S	Opponent	Score	RPI	S	Opponent	Score
12	A	Marquette	67 85	27	A	South Dakota St.	48 74	56	A	Villanova	62 67	115	N	South Fla.	83 76				
12	H	Marquette	71 65	40	H	South Dakota	65 77	56	H	Villanova	52 54	117	A	St. John's (NY)	65 63				
18	A	DePaul	85 82					70	A	Georgetown	53 62	117	H	St. John's (NY)	45 51				
18	A	DePaul	69 80					70	H	Georgetown	65 38	121	A	Providence	73 64				
18	H	DePaul	67 74					74	A	Butler	46 66	121	H	Providence	63 77				
20	H	Drake	69 85					74	H	Butler	43 75	142	A	Seton Hall	75 82				
21	A	Florida St.	52 71					74	N	Butler	60 51	142	H	Seton Hall	80 71				
								87	A	UNI	55 65	209	N	Vanderbilt	75 55				
								94	H	Nebraska	74 65	218	A	Xavier	53 52				
												218	H	Xavier	66 62				
												257	A	Wichita St.	83 71				
												320	A	North Dakota St.	86 51				
												326	H	Omaha	66 51				
LAST 12 Division I GAMES:																			
				74	N	Butler	60 51	74	A	Butler	46 66								
				18	A	DePaul	69 80	142	H	Seton Hall	80 71								
				18	H	DePaul	67 74	117	H	St. John's (NY)	45 51								
				12	H	Marquette	71 65	56	A	Villanova	62 67								
				121	A	Providence	73 64	70	A	Georgetown	53 62								
				218	A	Xavier	53 52	121	H	Providence	63 77								

Non-Div I Games:

Creighton

■ Loss,
 ■ Non-Conf,
 ■ S Site,
 ■ Home
 ■ A Away
 N Neutral

Average RPI Win:	255	WON-LOST	WINNING	LAST 10	STRENGTH OF	OPP. STRENGTH	TEAM	ADJ.	CONF.	ADJ CONF.
Average RPI Loss:	127	RECORD	PCT. RANK	GAMES	SCHEDULE	OF SCHEDULE	RPI	RPI	RPI	RPI
DIV. I ONLY	13- 14	188	0- 1	265	149	211	211	11	11	
DIV. I NON-CONF.	7- 6	153	0- 1	323	240	245	245	11	11	
TOTALS	RPI 1-25	RPI 26-50	W-L RECORDS	RPI 51-100	RPI 101-999	RPI 150+				
13- 14	0- 1	0- 2	OVERALL	0- 5	13- 6	12- 4				
8- 5	0- 1	0- 1	HOME	0- 2	8- 1	7- 1				
5- 7	0- 0	0- 1	AWAY	0- 2	5- 4	5- 2				
0- 2	0- 0	0- 0	NEUTRAL	0- 1	0- 1	0- 1				
7- 6	0- 1	0- 0	NON-CONFERENCE	0- 1	7- 4	7- 3				
5- 1	0- 1	0- 0	HOME	0- 0	5- 0	5- 0				
2- 3	0- 0	0- 0	AWAY	0- 0	2- 3	2- 2				
0- 2	0- 0	0- 0	NEUTRAL	0- 1	0- 1	0- 1				
6- 8	0- 0	0- 2	CONFERENCE	0- 4	6- 2	5- 1				
3- 4	0- 0	0- 1	HOME	0- 2	3- 1	2- 1				
3- 4	0- 0	0- 1	AWAY	0- 2	3- 1	3- 0				
0- 0	0- 0	0- 0	NEUTRAL	0- 0	0- 0	0- 0				

RPI S	Opponent	Score	RPI S	Opponent	Score	RPI S	Opponent	Score	RPI S	Opponent	Score	Team's RPI: 211
25	H Buffalo	69 75	44	A Princeton	47 64	57	A Penn	52 56	134	A Boston College	68 99	
			44	H Princeton	75 82	57	H Penn	44 60	141	A Yale	49 64	
						66	N Middle Tenn.	58 70	141	H Yale	56 54	
						90	A Harvard	46 56	177	H Boston U.	64 44	
						90	H Harvard	57 73	199	A Cornell	63 56	
									199	H Cornell	47 57	
									253	A Columbia	70 69	
									253	H Columbia	60 48	
									255	H Binghamton	63 39	
									264	A Cal St. Fullerton	62 67	
									267	H Loyola Maryland	54 41	
									273	A San Diego	76 78	
									279	A Vermont	66 42	
									282	H Fairfield	59 46	
									283	A Brown	81 61	
									283	H Brown	78 43	
									289	N UC Santa Barbara	56 62	
									317	A New Hampshire	62 42	
									328	H UMass Lowell	70 54	
LAST 12 Division I GAMES:												
289	N UC Santa Barbara	56 62	141	H Yale	56 54							
199	H Cornell	47 57	44	H Princeton	75 82							
253	H Columbia	60 48	57	H Penn	44 60							
57	A Penn	52 56	253	A Columbia	70 69							
44	A Princeton	47 64	199	A Cornell	63 56							
283	H Brown	78 43	141	A Yale	49 64							

Non-Div I Games:

Dartmouth

■ Loss,
■ Non-Conf,
S Site,
■ Home
■ Away
N Neutral

Davidson

Through Games Of March 17, 2019

Average RPI Win:	207	WON-LOST	WINNING	LAST 10	STRENGTH OF	OPP. STRENGTH	TEAM	ADJ.	CONF.	ADJ CONF.
Average RPI Loss:	147	RECORD	PCT. RANK	GAMES	SCHEDULE	OF SCHEDULE	RPI	RPI	RPI	RPI
DIV. I ONLY	16- 14	148	1- 1	184	161	150	150	17	17	
DIV. I NON-CONF.	5- 7	206	0- 0	121	131	152	152	16	16	
TOTALS	RPI 1-25	RPI 26-50	W-L RECORDS	RPI 51-100	RPI 101-999	RPI 150+				
16- 14	0- 1	0- 1	OVERALL	2- 2	14- 10	12- 6				
9- 4	0- 0	0- 0	HOME	0- 1	9- 3	8- 2				
7- 9	0- 1	0- 1	AWAY	2- 1	5- 6	4- 4				
0- 1	0- 0	0- 0	NEUTRAL	0- 0	0- 1	0- 0				
5- 7	0- 1	0- 1	NON-CONFERENCE	1- 0	4- 5	3- 3				
3- 1	0- 0	0- 0	HOME	0- 0	3- 1	2- 0				
2- 6	0- 1	0- 1	AWAY	1- 0	1- 4	1- 3				
0- 0	0- 0	0- 0	NEUTRAL	0- 0	0- 0	0- 0				
11- 7	0- 0	0- 0	CONFERENCE	1- 2	10- 5	9- 3				
6- 3	0- 0	0- 0	HOME	0- 1	6- 2	6- 2				
5- 3	0- 0	0- 0	AWAY	1- 1	4- 2	3- 1				
0- 1	0- 0	0- 0	NEUTRAL	0- 0	0- 1	0- 0				

RPI	S	Opponent	Score	RPI	S	Opponent	Score	RPI	S	Opponent	Score	RPI	S	Opponent	Score	Team's RPI: 150
9	A	NC State	45 75	44	A	Princeton	57 65	51	A	Clemson	90 80	105	A	Charlotte	66 78	
								82	A	Fordham	60 56	114	H	High Point	71 62	
								82	H	Fordham	42 58	119	A	Dayton	69 83	
								91	A	VCU	54 61	119	N	Dayton	67 84	
												130	H	Appalachian St.	78 81	
												137	A	Duquesne	62 47	
												161	H	William & Mary	76 65	
												175	A	UNC Asheville	56 69	
												184	H	Saint Louis	60 57	
												206	A	Massachusetts	64 49	
												206	H	Massachusetts	58 70	
												216	A	George Washington	62 42	
												227	H	George Mason	67 59	
												236	A	Saint Joseph's	54 66	
												240	A	Elon	72 73	
												246	A	Gardner-Webb	49 54	
												260	A	Rhode Island	77 67	
												260	H	Rhode Island	58 64	
												262	H	St. Bonaventure	67 55	
												262	H	St. Bonaventure	74 49	
												275	H	Richmond	78 55	
												280	A	Charleston So.	72 34	
												284	H	La Salle	80 61	
												315	H	Presbyterian	83 56	
LAST 12 Division I GAMES:																
		119	N	Dayton	67	84				206	A	Massachusetts	64	49		
		262	H	St. Bonaventure	74	49				82	H	Fordham	42	58		
		91	A	VCU	54	61				262	H	St. Bonaventure	67	55		
		260	H	Rhode Island	58	64				236	A	Saint Joseph's	54	66		
		184	H	Saint Louis	60	57				284	H	La Salle	80	61		
		119	A	Dayton	69	83				216	A	George Washington	62	42		

Non-Div I Games: Queens (NC) 80 47

Davidson

■ Loss,
 ■ Non-Conf,
 ■ S Site,
 ■ Home
 ■ A Away
 N Neutral

Average RPI Win: 197	WON-LOST	WINNING	LAST 10	STRENGTH OF	OPP. STRENGTH	TEAM	ADJ.	CONF.	ADJ CONF.
Average RPI Loss: 103	RECORD	PCT. RANK	GAMES	SCHEDULE	OF SCHEDULE	RPI	RPI	RPI	RPI
DIV. I ONLY	17- 13	131	2- 0	102	128	119	119	17	17
DIV. I NON-CONF.	5- 6	177	0- 0	20	39	94	94	16	16
TOTALS	RPI 1-25	RPI 26-50	W-L RECORDS	RPI 51-100	RPI 101-999	RPI 150+			
17- 13	1- 2	0- 1	OVERALL	3- 6	13- 4	11- 3			
13- 1	1- 0	0- 0	HOME	2- 1	10- 0	9- 0			
2- 10	0- 2	0- 1	AWAY	0- 3	2- 4	2- 3			
2- 2	0- 0	0- 0	NEUTRAL	1- 2	1- 0	0- 0			
5- 6	1- 2	0- 1	NON-CONFERENCE	2- 3	2- 0	2- 0			
4- 1	1- 0	0- 0	HOME	1- 1	2- 0	2- 0			
0- 4	0- 2	0- 1	AWAY	0- 1	0- 0	0- 0			
1- 1	0- 0	0- 0	NEUTRAL	1- 1	0- 0	0- 0			
12- 7	0- 0	0- 0	CONFERENCE	1- 3	11- 4	9- 3			
9- 0	0- 0	0- 0	HOME	1- 0	8- 0	7- 0			
2- 6	0- 0	0- 0	AWAY	0- 2	2- 4	2- 3			
1- 1	0- 0	0- 0	NEUTRAL	0- 1	1- 0	0- 0			

RPI S	Opponent	Score	RPI S	Opponent	Score	RPI S	Opponent	Score	RPI S	Opponent	Score	Team's RPI: 119
14	A Maryland	71 82	36	A James Madison	55 68	68	N Georgia Tech	85 66	137	A Duquesne	57 85	
17	A South Carolina	55 65				69	A Green Bay	35 51	150	H Davidson	83 69	
25	H Buffalo	72 59				73	N Virginia Tech	57 69	150	N Davidson	84 67	
						82	A Fordham	48 57	184	A Saint Louis	65 68	
						82	H Fordham	72 50	184	H Saint Louis	73 57	
						86	H Toledo	70 49	206	H Massachusetts	75 47	
						91	A VCU	62 64	216	A George Washington	45 46	
						91	N VCU	52 61	216	H George Washington	62 53	
						96	H Northeastern	79 84	227	A George Mason	51 54	
									236	H Saint Joseph's	72 65	
									250	H Colgate	67 58	
									260	A Rhode Island	74 62	
									262	A St. Bonaventure	62 49	
									275	H Richmond	71 50	
									284	H La Salle	65 38	
									284	H La Salle	84 45	
									331	H Evansville	69 30	
LAST 12 Division I GAMES:												
284	H La Salle	65 38	150	H Davidson	83 69							
150	N Davidson	84 67	216	H George Washington	62 53							
91	N VCU	52 61	91	A VCU	62 64							
184	H Saint Louis	73 57	137	A Duquesne	57 85							
82	A Fordham	48 57	275	H Richmond	71 50							
227	A George Mason	51 54	260	A Rhode Island	74 62							

Non-Div I Games:

Dayton

Average RPI Win: 125	WON-LOST	WINNING	LAST 10	STRENGTH OF	OPP. STRENGTH	TEAM	ADJ.	CONF.	ADJ CONF.
Average RPI Loss: 39	RECORD	PCT. RANK	GAMES	SCHEDULE	OF SCHEDULE	RPI	RPI	RPI	RPI
DIV. I ONLY	26- 7	31	1- 0	42	27	18	18	6	6
DIV. I NON-CONF.	9- 3	62	0- 0	73	9	37	37	4	4
TOTALS	RPI 1-25	RPI 26-50	W-L RECORDS	RPI 51-100	RPI 101-999	RPI 150+			
26- 7	1- 5	2- 0	OVERALL	9- 1	14- 1	7- 0			
14- 4	1- 2	0- 0	HOME	5- 1	8- 1	4- 0			
10- 2	0- 2	0- 0	AWAY	4- 0	6- 0	3- 0			
2- 1	0- 1	2- 0	NEUTRAL	0- 0	0- 0	0- 0			
9- 3	0- 3	2- 0	NON-CONFERENCE	1- 0	6- 0	5- 0			
5- 1	0- 1	0- 0	HOME	1- 0	4- 0	3- 0			
2- 1	0- 1	0- 0	AWAY	0- 0	2- 0	2- 0			
2- 1	0- 1	2- 0	NEUTRAL	0- 0	0- 0	0- 0			
17- 4	1- 2	0- 0	CONFERENCE	8- 1	8- 1	2- 0			
9- 3	1- 1	0- 0	HOME	4- 1	4- 1	1- 0			
8- 1	0- 1	0- 0	AWAY	4- 0	4- 0	1- 0			
0- 0	0- 0	0- 0	NEUTRAL	0- 0	0- 0	0- 0			

RPI	S	Opponent	Score	RPI	S	Opponent	Score	RPI	S	Opponent	Score	RPI	S	Opponent	Score
1	H	Notre Dame	77 101	33	N	Kansas St.	79 59	56	A	Villanova	66 59	116	H	Northwestern	76 60
6	A	UConn	63 99	44	N	Princeton	82 67	56	H	Villanova	93 70	117	A	St. John's (NY)	70 62
10	N	Syracuse	81 83					69	H	Green Bay	73 64	117	H	St. John's (NY)	73 64
12	A	Marquette	63 96					70	A	Georgetown	69 64	121	A	Providence	76 61
12	H	Marquette	74 73					70	H	Georgetown	76 71	121	H	Providence	85 60
12	H	Marquette	87 93					74	A	Butler	86 78	121	H	Providence	88 62
								74	H	Butler	76 62	142	A	Seton Hall	94 85
								93	A	Creighton	74 67	142	H	Seton Hall	73 84
								93	H	Creighton	82 85	153	A	Oklahoma	87 76
								93	H	Creighton	80 69	165	H	Temple	102 88
												218	A	Xavier	73 71
												218	H	Xavier	81 48
												254	A	Loyola Chicago	102 76
												303	H	Tennessee St.	95 73
												345	H	Savannah St.	124 61
LAST 12 Division I GAMES:															
121	H	Providence	85 60	218	H	Xavier	81 48								
12	H	Marquette	74 73	117	A	St. John's (NY)	70 62								
93	H	Creighton	80 69	142	A	Seton Hall	94 85								
93	A	Creighton	74 67	70	H	Georgetown	76 71								
121	A	Providence	76 61	56	H	Villanova	93 70								
74	H	Butler	76 62	12	H	Marquette	87 93								

Non-Div I Games:

DePaul

RPI 1-25			
RPI	S	Opponent	Score
14	H	Maryland	53 77
15	H	UCF	60 71

RPI 26-50			
RPI	S	Opponent	Score
36	A	James Madison	51 56
36	H	James Madison	43 68

RPI 51-100			
RPI	S	Opponent	Score
65	A	Drexel	41 58
65	H	Drexel	40 57
87	A	UNI	67 79
96	A	Northeastern	62 75
96	H	Northeastern	77 63

RPI 101+			
RPI	S	Opponent	Score
107	A	Towson	70 57
107	H	Towson	49 59
107	H	Towson	48 56
123	A	UNCW	64 72
123	H	UNCW	65 53
148	N	Montana St.	60 69
154	N	Bradley	47 59
161	A	William & Mary	70 59
161	H	William & Mary	68 52
166	N	Nicholls St.	71 56
177	A	Boston U.	61 72
227	A	George Mason	46 72
229	A	Hofstra	78 59
229	H	Hofstra	57 47
236	H	Saint Joseph's	48 39
240	A	Elon	74 63
240	H	Elon	71 59
246	H	Gardner-Webb	69 45
296	A	Col. of Charleston	72 60
296	H	Col. of Charleston	74 50
323	N	Lafayette	65 47
340	A	Delaware St.	85 77

LAST 12 Division I GAMES:			
107	H	Towson	49 59
323	N	Lafayette	65 47
166	N	Nicholls St.	71 56
36	A	James Madison	51 56
107	A	Towson	70 57
161	H	William & Mary	68 52
240	H	Elon	71 59
123	A	UNCW	64 72
296	A	Col. of Charleston	72 60
229	H	Hofstra	57 47
96	H	Northeastern	77 63
65	A	Drexel	41 58

Page 75

Average RPI Win:	289	WON-LOST	WINNING	LAST 10	STRENGTH OF	OPP. STRENGTH	TEAM	ADJ.	CONF.	ADJ CONF.
Average RPI Loss:	219	RECORD	PCT. RANK	GAMES	SCHEDULE	OF SCHEDULE	RPI	RPI	RPI	RPI
DIV. I ONLY	5- 21	324	0- 1	302	342	340	340	32	32	
DIV. I NON-CONF.	0- 9	336	0- 0	116	214	320	320	32	32	
TOTALS	RPI 1-25	RPI 26-50	W-L RECORDS	RPI 51-100	RPI 101-999	RPI 150+				
5- 21	0- 0	0- 1	OVERALL	0- 1	5- 19	5- 17				
5- 5	0- 0	0- 1	HOME	0- 0	5- 4	5- 3				
0- 15	0- 0	0- 0	AWAY	0- 1	0- 14	0- 13				
0- 1	0- 0	0- 0	NEUTRAL	0- 0	0- 1	0- 1				
0- 9	0- 0	0- 1	NON-CONFERENCE	0- 1	0- 7	0- 5				
0- 2	0- 0	0- 1	HOME	0- 0	0- 1	0- 0				
0- 7	0- 0	0- 0	AWAY	0- 1	0- 6	0- 5				
0- 0	0- 0	0- 0	NEUTRAL	0- 0	0- 0	0- 0				
5- 12	0- 0	0- 0	CONFERENCE	0- 0	5- 12	5- 12				
5- 3	0- 0	0- 0	HOME	0- 0	5- 3	5- 3				
0- 8	0- 0	0- 0	AWAY	0- 0	0- 8	0- 8				
0- 1	0- 0	0- 0	NEUTRAL	0- 0	0- 1	0- 1				

RPI S	Opponent	Score	RPI S	Opponent	Score	RPI S	Opponent	Score	RPI S	Opponent	Score	Team's RPI: 340
36	H James Madison	57 103	91	A VCU	55 97	117	A St. John's (NY)	44 82	138	H Delaware	77 85	
						165	A Temple	61 75	173	A Robert Morris	63 64	
						199	A Cornell	59 94	201	A Bethune-Cookman	55 67	
						202	A N.C. A&T	49 72	202	H N.C. A&T	47 67	
						205	A UMES	58 69	205	H UMES	65 62	
						218	A Xavier	59 80	222	A Marshall	63 75	
						230	A Howard	62 78	251	A Norfolk St.	50 63	
						251	H Norfolk St.	59 56	299	H South Carolina St.	60 63	
						311	H Morgan St.	62 57	314	A Coppin St.	59 85	
						314	H Coppin St.	57 71	335	A N.C. Central	64 65	
						335	H N.C. Central	71 61	335	N N.C. Central	64 80	
						345	H Savannah St.	66 58	346	A Florida A&M	52 57	
LAST 12 Division I GAMES:												
335	N N.C. Central	64 80	335	A N.C. Central	64 65	202	A N.C. A&T	49 72	299	H South Carolina St.	60 63	
205	A UMES	58 69	345	H Savannah St.	66 58	230	A Howard	62 78	346	A Florida A&M	52 57	
251	H Norfolk St.	59 56										
311	H Morgan St.	62 57										
314	A Coppin St.	59 85										
205	H UMES	65 62										

Non-Div I Games: Post 65 53 Cheyney 79 59

Delaware St.

■ Loss,
 ■ Non-Conf,
 ■ S Site,
 ■ Home
 ■ Away
 N Neutral

Average RPI Win: 224	WON-LOST	WINNING	LAST 10	STRENGTH OF	OPP. STRENGTH	TEAM	ADJ.	CONF.	ADJ CONF.
Average RPI Loss: 157	RECORD	PCT. RANK	GAMES	SCHEDULE	OF SCHEDULE	RPI	RPI	RPI	RPI
DIV. I ONLY	17- 13	131	0- 1	248	202	167	167	19	19
DIV. I NON-CONF.	7- 6	153	0- 0	174	186	161	161	18	18
TOTALS	RPI 1-25	RPI 26-50	W-L RECORDS	RPI 51-100	RPI 101-999	RPI 150+			
17- 13	0- 0	1- 3	OVERALL	2- 2	14- 8	13- 6			
13- 2	0- 0	1- 1	HOME	2- 0	10- 1	9- 1			
4- 10	0- 0	0- 2	AWAY	0- 2	4- 6	4- 4			
0- 1	0- 0	0- 0	NEUTRAL	0- 0	0- 1	0- 1			
7- 6	0- 0	0- 0	NON-CONFERENCE	2- 2	5- 4	4- 2			
6- 1	0- 0	0- 0	HOME	2- 0	4- 1	3- 1			
1- 5	0- 0	0- 0	AWAY	0- 2	1- 3	1- 1			
0- 0	0- 0	0- 0	NEUTRAL	0- 0	0- 0	0- 0			
10- 7	0- 0	1- 3	CONFERENCE	0- 0	9- 4	9- 4			
7- 1	0- 0	1- 1	HOME	0- 0	6- 0	6- 0			
3- 5	0- 0	0- 2	AWAY	0- 0	3- 3	3- 3			
0- 1	0- 0	0- 0	NEUTRAL	0- 0	0- 1	0- 1			

RPI S	Opponent	Score	RPI S	Opponent	Score	RPI S	Opponent	Score	RPI S	Opponent	Score	Team's RPI: 167
27	A South Dakota St.	59 76	27	H South Dakota St.	67 83	62	H Lamar University	117 110	104	H Loyola Marymount	104 75	
40	A South Dakota	58 73	40	H South Dakota	104 99	64	A Wyoming	74 78	125	A New Mexico St.	64 66	
						71	H American	83 54	129	A Northern Colo.	66 74	
						94	A Nebraska	71 96	160	A Oral Roberts	66 74	
									160	H Oral Roberts	93 76	
									224	A North Dakota	92 91	
									224	H North Dakota	87 66	
									224 N	North Dakota	67 80	
									228	H UMKC	92 75	
									242	A Western Ill.	78 87	
									242	H Western Ill.	94 85	
									262	H St. Bonaventure	76 62	
									272	A Southern Utah	71 70	
									281	A Colorado St.	79 84	
									290	H Samford	83 87	
									297	H Air Force	92 66	
									320	A North Dakota St.	87 67	
									320	H North Dakota St.	81 54	
									326	A Omaha	95 68	
									326	H Omaha	82 76	
									334	A Purdue Fort Wayne	55 70	
									334	H Purdue Fort Wayne	82 62	
LAST 12 Division I GAMES:												
224 N	North Dakota	67 80	320	A North Dakota St.	87 67							
326	H Omaha	82 76	160	A Oral Roberts	66 74							
242	H Western Ill.	94 85	27	H South Dakota St.	67 83							
224	A North Dakota	92 91	334	A Purdue Fort Wayne	55 70							
40	A South Dakota	58 73	160	H Oral Roberts	93 76							
334	H Purdue Fort Wayne	82 62	320	H North Dakota St.	81 54							

Non-Div I Games:

Denver

Detroit Mercy

Through Games Of March 17, 2019

Average RPI Win:	315	WON-LOST	WINNING	LAST 10	STRENGTH OF	OPP. STRENGTH	TEAM	ADJ.	CONF.	ADJ CONF.
Average RPI Loss:	175	RECORD	PCT. RANK	GAMES	SCHEDULE	OF SCHEDULE	RPI	RPI	RPI	RPI
DIV. I ONLY	3- 25	343	0- 1	295	205	336	336	21	21	
DIV. I NON-CONF.	1- 9	326	0- 0	262	156	329	329	19	19	
TOTALS	RPI 1-25	RPI 26-50	W-L RECORDS	RPI 51-100	RPI 101-999	RPI 150+				
3- 25	0- 0	0- 2	OVERALL	0- 5	3- 18	3- 13				
1- 11	0- 0	0- 1	HOME	0- 2	1- 8	1- 6				
2- 14	0- 0	0- 1	AWAY	0- 3	2- 10	2- 7				
0- 0	0- 0	0- 0	NEUTRAL	0- 0	0- 0	0- 0				
1- 9	0- 0	0- 2	NON-CONFERENCE	0- 1	1- 6	1- 5				
0- 3	0- 0	0- 1	HOME	0- 0	0- 2	0- 2				
1- 6	0- 0	0- 1	AWAY	0- 1	1- 4	1- 3				
0- 0	0- 0	0- 0	NEUTRAL	0- 0	0- 0	0- 0				
2- 16	0- 0	0- 0	CONFERENCE	0- 4	2- 12	2- 8				
1- 8	0- 0	0- 0	HOME	0- 2	1- 6	1- 4				
1- 8	0- 0	0- 0	AWAY	0- 2	1- 6	1- 4				
0- 0	0- 0	0- 0	NEUTRAL	0- 0	0- 0	0- 0				

RPI S	Opponent	Score	RPI S	Opponent	Score	RPI S	Opponent	Score	RPI S	Opponent	Score	Team's RPI: 336
45	H Miami (OH)	59 78	46	A Michigan	62 95	59	A Wright St.	59 78	101	A Ohio St.	41 55	
						59	H Wright St.	73 76	122	A Youngstown St.	45 91	
						69	A Green Bay	37 82	122	H Youngstown St.	59 85	
						69	H Green Bay	40 65	135	A IUPUI	47 82	
						86	A Toledo	60 77	135	H IUPUI	41 58	
									197	A Eastern Mich.	53 60	
									198	A Milwaukee	34 59	
									198	H Milwaukee	44 62	
									219	A Bowling Green	73 79	
									243	A Northern Ky.	56 68	
									243	H Northern Ky.	63 81	
									254	A Loyola Chicago	43 52	
									266	A Manhattan	58 56	
									270	H Western Mich.	44 54	
									285	A Cleveland St.	51 67	
									285	H Cleveland St.	49 67	
									310	A Oakland	67 74	
									310	H Oakland	65 76	
									326	H Omaha	42 51	
									339	A UIC	42 36	
									339	H UIC	62 45	
LAST 12 Division I GAMES:												
243	H Northern Ky.	63 81	310	H Oakland	65 76							
59	H Wright St.	73 76	122	A Youngstown St.	45 91							
69	A Green Bay	37 82	285	A Cleveland St.	51 67							
198	A Milwaukee	34 59	59	A Wright St.	59 78							
135	H IUPUI	41 58	243	A Northern Ky.	56 68							
339	H UIC	62 45	198	H Milwaukee	44 62							

Non-Div I Games: Mich.-Dearborn 68 60

Detroit Mercy

Loss, Non-Conf, S Site, H Home A Away N Neutral

Drake

Through Games Of March 17, 2019

Average RPI Win:	173	WON-LOST	WINNING	LAST 10	STRENGTH OF	OPP. STRENGTH	TEAM	ADJ.	CONF.	ADJ CONF.
Average RPI Loss:	25	RECORD	PCT. RANK	GAMES	SCHEDULE	OF SCHEDULE	RPI	RPI	RPI	RPI
DIV. I ONLY	26- 6	18	1- 1	51	98	20	20	13	13	
DIV. I NON-CONF.	7- 4	108	0- 0	8	2	12	12	15	15	
TOTALS	RPI 1-25	RPI 26-50	W-L RECORDS	RPI 51-100	RPI 101-999	RPI 150+				
26- 6	1- 3	2- 1	OVERALL	5- 2	18- 0	14- 0				
10- 2	0- 1	1- 0	HOME	1- 1	8- 0	6- 0				
12- 2	0- 1	0- 1	AWAY	4- 0	8- 0	7- 0				
4- 2	1- 1	1- 0	NEUTRAL	0- 1	2- 0	1- 0				
7- 4	1- 3	2- 1	NON-CONFERENCE	2- 0	2- 0	1- 0				
2- 1	0- 1	1- 0	HOME	0- 0	1- 0	0- 0				
3- 2	0- 1	0- 1	AWAY	2- 0	1- 0	1- 0				
2- 1	1- 1	1- 0	NEUTRAL	0- 0	0- 0	0- 0				
19- 2	0- 0	0- 0	CONFERENCE	3- 2	16- 0	13- 0				
8- 1	0- 0	0- 0	HOME	1- 1	7- 0	6- 0				
9- 0	0- 0	0- 0	AWAY	2- 0	7- 0	6- 0				
2- 1	0- 0	0- 0	NEUTRAL	0- 1	2- 0	1- 0				

RPI S	Opponent	Score	RPI S	Opponent	Score	RPI S	Opponent	Score	RPI S	Opponent	Score
1 N	Notre Dame	64 82	27 A	South Dakota St.	71 80	52 A	Missouri St.	70 61	132 A	Illinois St.	82 64
7 H	Iowa	82 91	29 N	Rutgers	69 59	52 H	Missouri St.	79 85	132 H	Illinois St.	88 61
11 A	Iowa St.	81 86	40 H	South Dakota	76 64	52 N	Missouri St.	79 94	132 N	Illinois St.	65 54
17 N	South Carolina	90 85				87 A	UNI	88 64	149 H	CSUN	73 63
						87 H	UNI	76 61	154 A	Bradley	92 63
						93 A	Creighton	85 69	154 H	Bradley	95 63
						94 A	Nebraska	83 77	156 A	Southern Ill.	71 64
									156 H	Southern Ill.	94 66
									242 A	Western Ill.	98 71
									249 A	Indiana St.	70 68
									249 H	Indiana St.	96 77
									254 A	Loyola Chicago	83 55
									254 H	Loyola Chicago	69 60
									304 A	Valparaiso	88 62
									304 H	Valparaiso	84 53
									304 N	Valparaiso	86 58
									331 A	Evansville	78 47
									331 H	Evansville	66 39
LAST 12 Division I GAMES:											
132 N	Illinois St.	65 54	132 H	Illinois St.	88 61						
52 N	Missouri St.	79 94	52 A	Missouri St.	70 61						
304 N	Valparaiso	86 58	156 A	Southern Ill.	71 64						
17 N	South Carolina	90 85	249 H	Indiana St.	96 77						
1 N	Notre Dame	64 82	331 H	Evansville	66 39						
154 H	Bradley	95 63	87 H	UNI	76 61						

Non-Div I Games: Clarke 91 43

Drake

Loss, Non-Conf, S Site, H Home A Away N Neutral

Average RPI Win: 195	WON-LOST	WINNING	LAST 10	STRENGTH OF	OPP. STRENGTH	TEAM	ADJ.	CONF.	ADJ CONF.
Average RPI Loss: 76	RECORD	PCT. RANK	GAMES	SCHEDULE	OF SCHEDULE	RPI	RPI	RPI	RPI
DIV. I ONLY	24- 8	46	1- 0	97	148	65	65	10	10
DIV. I NON-CONF.	8- 3	72	0- 0	123	260	82	82	10	10
TOTALS	RPI 1-25	RPI 26-50	W-L RECORDS	RPI 51-100	RPI 101-999	RPI 150+			
24- 8	0- 0	1- 3	OVERALL	3- 2	20- 3	15- 1			
9- 5	0- 0	1- 2	HOME	1- 1	7- 2	5- 1			
12- 1	0- 0	0- 1	AWAY	1- 0	11- 0	8- 0			
3- 2	0- 0	0- 0	NEUTRAL	1- 1	2- 1	2- 0			
8- 3	0- 0	1- 1	NON-CONFERENCE	0- 2	7- 0	7- 0			
3- 2	0- 0	1- 1	HOME	0- 1	2- 0	2- 0			
4- 0	0- 0	0- 0	AWAY	0- 0	4- 0	4- 0			
1- 1	0- 0	0- 0	NEUTRAL	0- 1	1- 0	1- 0			
16- 5	0- 0	0- 2	CONFERENCE	3- 0	13- 3	8- 1			
6- 3	0- 0	0- 1	HOME	1- 0	5- 2	3- 1			
8- 1	0- 0	0- 1	AWAY	1- 0	7- 0	4- 0			
2- 1	0- 0	0- 0	NEUTRAL	1- 0	1- 1	1- 0			

RPI S	Opponent	Score	RPI S	Opponent	Score	RPI S	Opponent	Score	RPI S	Opponent	Score
36	A James Madison	47 58	36	H James Madison	35 51	57	H Penn	39 55	107	A Towson	77 44
37	H Bucknell	64 42	37	H Bucknell	64 42	59	N Wright St.	63 71	107	H Towson	54 55
41	H Quinnipiac	52 56	41	H Quinnipiac	52 56	96	A Northeastern	61 59	107	N Towson	49 53
						96	H Northeastern	76 45	123	A UNCW	65 53
						96	N Northeastern	73 69	123	H UNCW	67 55
									138	A Delaware	57 40
									138	H Delaware	58 41
									161	A William & Mary	62 58
									161	H William & Mary	72 77
									161	N William & Mary	71 60
									229	A Hofstra	61 49
									229	H Hofstra	62 39
									236	H Saint Joseph's	51 34
									240	A Elon	59 44
									240	H Elon	68 45
									246	H Gardner-Webb	65 48
									266	A Manhattan	53 39
									275	A Richmond	58 35
									278	N Siena	51 39
									279	A Vermont	60 44
									284	A La Salle	58 43
									296	A Col. of Charleston	65 42
									296	H Col. of Charleston	76 53

LAST 12 Division I GAMES:

161	N William & Mary	71 60	240	H Elon	68 45
96	N Northeastern	73 69	161	H William & Mary	72 77
107	N Towson	49 53	296	A Col. of Charleston	65 42
279	A Vermont	60 44	123	A UNCW	65 53
107	A Towson	77 44	96	H Northeastern	76 45
36	A James Madison	47 58	229	H Hofstra	62 39

Non-Div I Games:

Drexel

■ Loss,
 ■ Non-Conf,
 ■ S Site,
 ■ H Home
 ■ A Away
 N Neutral

Average RPI Win:	130	WON-LOST	WINNING	LAST 10	STRENGTH OF	OPP. STRENGTH	TEAM	ADJ.	CONF.	ADJ CONF.
Average RPI Loss:	51	RECORD	PCT. RANK	GAMES	SCHEDULE	OF SCHEDULE	RPI	RPI	RPI	RPI
DIV. I ONLY	15- 15	167	1- 0	33	5	79	79	1	1	
DIV. I NON-CONF.	8- 4	91	0- 0	80	52	55	55	1	1	
TOTALS	RPI 1-25	RPI 26-50	W-L RECORDS	RPI 51-100	RPI 101-999	RPI 150+				
15- 15	0- 8	2- 1	OVERALL	3- 3	10- 3	5- 0				
9- 4	0- 3	1- 0	HOME	2- 1	6- 0	3- 0				
4- 8	0- 4	1- 0	AWAY	1- 2	2- 2	1- 0				
2- 3	0- 1	0- 1	NEUTRAL	0- 0	2- 1	1- 0				
8- 4	0- 1	0- 1	NON-CONFERENCE	2- 0	6- 2	5- 0				
5- 0	0- 0	0- 0	HOME	1- 0	4- 0	3- 0				
2- 2	0- 1	0- 0	AWAY	1- 0	1- 1	1- 0				
1- 2	0- 0	0- 1	NEUTRAL	0- 0	1- 1	1- 0				
7- 11	0- 7	2- 0	CONFERENCE	1- 3	4- 1	0- 0				
4- 4	0- 3	1- 0	HOME	1- 1	2- 0	0- 0				
2- 6	0- 3	1- 0	AWAY	0- 2	1- 1	0- 0				
1- 1	0- 1	0- 0	NEUTRAL	0- 0	1- 0	0- 0				

RPI	S	Opponent	Score	RPI	S	Opponent	Score	RPI	S	Opponent	Score	RPI	S	Opponent	Score
1	A	Notre Dame	61 89	30	N	Missouri	54 62	51	H	Clemson	63 59	116	A	Northwestern	58 84
3	H	Louisville	51 73	38	A	North Carolina	85 69	54	A	Maine	66 63	118	H	Marist	64 56
9	A	NC State	51 63	38	H	North Carolina	62 44	63	H	FGCU	57 41	128	H	Pittsburgh	74 55
10	H	Syracuse	55 64					68	A	Georgia Tech	64 70	128	N	Pittsburgh	86 64
19	H	Miami (FL)	50 58					73	H	Virginia Tech	57 64	134	A	Boston College	90 92
21	A	Florida St.	62 66					97	A	Virginia	47 53	136	N	Washington	64 71
21	N	Florida St.	41 51									147	A	Wake Forest	55 44
24	A	Oregon St.	57 71									147	H	Wake Forest	66 52
												186	A	Wisconsin	60 53
												193	H	East Carolina	83 66
												204	H	UNLV	66 38
												220	N	Ball St.	79 62
												240	H	Elon	81 64
LAST 12 Division I GAMES:															
128	N	Pittsburgh	86 64	147	A	Wake Forest	55 44								
21	N	Florida St.	41 51	1	A	Notre Dame	61 89								
30	N	Missouri	54 62	73	H	Virginia Tech	57 64								
220	N	Ball St.	79 62	97	A	Virginia	47 53								
38	H	North Carolina	62 44	38	A	North Carolina	85 69								
51	H	Clemson	63 59	128	H	Pittsburgh	74 55								

Non-Div I Games:

Duke

Average RPI Win: 208	WON-LOST	WINNING	LAST 10	STRENGTH OF	OPP. STRENGTH	TEAM	ADJ.	CONF.	ADJ CONF.
Average RPI Loss: 110	RECORD	PCT. RANK	GAMES	SCHEDULE	OF SCHEDULE	RPI	RPI	RPI	RPI
DIV. I ONLY	19- 13	122	1- 0	195	104	137	137	17	17
DIV. I NON-CONF.	6- 7	172	0- 0	97	14	126	126	16	16
TOTALS	RPI 1-25	RPI 26-50	W-L RECORDS	RPI 51-100	RPI 101-999	RPI 150+			
19- 13	0- 2	0- 1	OVERALL	2- 4	17- 6	15- 4			
9- 5	0- 1	0- 0	HOME	1- 0	8- 4	7- 2			
9- 5	0- 0	0- 1	AWAY	1- 3	8- 1	7- 1			
1- 3	0- 1	0- 0	NEUTRAL	0- 1	1- 1	1- 1			
6- 7	0- 2	0- 1	NON-CONFERENCE	1- 2	5- 2	4- 1			
3- 2	0- 1	0- 0	HOME	0- 0	3- 1	3- 0			
3- 3	0- 0	0- 1	AWAY	1- 2	2- 0	1- 0			
0- 2	0- 1	0- 0	NEUTRAL	0- 0	0- 1	0- 1			
13- 6	0- 0	0- 0	CONFERENCE	1- 2	12- 4	11- 3			
6- 3	0- 0	0- 0	HOME	1- 0	5- 3	4- 2			
6- 2	0- 0	0- 0	AWAY	0- 1	6- 1	6- 1			
1- 1	0- 0	0- 0	NEUTRAL	0- 1	1- 0	1- 0			

RPI 1-25				RPI 26-50				RPI 51-100				RPI 101+ Team's RPI: 137			
RPI	S	Opponent	Score	RPI	S	Opponent	Score	RPI	S	Opponent	Score	RPI	S	Opponent	Score
10	N	Syracuse	71 87	28	A	Texas	41 78	58	A	TCU	48 61	119	H	Dayton	85 57
15	H	UCF	63 71					82	A	Fordham	46 57	128	H	Pittsburgh	58 66
								82	N	Fordham	34 76	145	A	Penn St.	64 58
								83	A	Kent St.	77 72	150	H	Davidson	47 62
								86	A	Toledo	52 65	165	H	Temple	54 53
								91	H	VCU	71 68	180	N	Liberty	51 55
												184	H	Saint Louis	63 67
												184	N	Saint Louis	72 51
												195	A	Saint Francis (PA)	93 73
												206	A	Massachusetts	66 69
												216	A	George Washington	64 53
												216	H	George Washington	54 55
												220	H	Mt. St. Mary's	73 64
												227	A	George Mason	60 57
												236	A	Saint Joseph's	67 56
												236	H	Saint Joseph's	81 73
												241	H	ETSU	66 58
												260	A	Rhode Island	75 58
												260	H	Rhode Island	106 69
												262	A	St. Bonaventure	60 54
												262	H	St. Bonaventure	80 64
												275	H	Richmond	80 54
												284	A	La Salle	66 62
LAST 12 Division I GAMES:															
260	H	Rhode Island	106 69	236	A	Saint Joseph's	67 56								
184	N	Saint Louis	72 51	260	A	Rhode Island	75 58								
82	N	Fordham	34 76	184	H	Saint Louis	63 67								
262	H	St. Bonaventure	80 64	119	H	Dayton	85 57								
216	A	George Washington	64 53	206	A	Massachusetts	66 69								
91	H	VCU	71 68	82	A	Fordham	46 57								

Non-Div I Games:

Duquesne

■ Loss,
 ■ Non-Conf,
 ■ S Site,
 ■ Home
 ■ A Away
 N Neutral

Average RPI Win:	254	WON-LOST	WINNING	LAST 10	STRENGTH OF	OPP. STRENGTH	TEAM	ADJ.	CONF.	ADJ CONF.
Average RPI Loss:	130	RECORD	PCT. RANK	GAMES	SCHEDULE	OF SCHEDULE	RPI	RPI	RPI	RPI
DIV. I ONLY	10- 21	265	0- 1	111	226	241	241	28	28	
DIV. I NON-CONF.	2- 14	319	0- 0	23	87	221	221	25	25	
TOTALS	RPI 1-25	RPI 26-50	W-L RECORDS	RPI 51-100	RPI 101-999	RPI 150+				
10- 21	0- 1	0- 2	OVERALL	0- 6	10- 12	9- 7				
8- 5	0- 0	0- 0	HOME	0- 1	8- 4	7- 1				
2- 12	0- 0	0- 1	AWAY	0- 4	2- 7	2- 5				
0- 4	0- 1	0- 1	NEUTRAL	0- 1	0- 1	0- 1				
2- 14	0- 1	0- 2	NON-CONFERENCE	0- 6	2- 5	1- 2				
2- 4	0- 0	0- 0	HOME	0- 1	2- 3	1- 1				
0- 7	0- 0	0- 1	AWAY	0- 4	0- 2	0- 1				
0- 3	0- 1	0- 1	NEUTRAL	0- 1	0- 0	0- 0				
8- 7	0- 0	0- 0	CONFERENCE	0- 0	8- 7	8- 5				
6- 1	0- 0	0- 0	HOME	0- 0	6- 1	6- 0				
2- 5	0- 0	0- 0	AWAY	0- 0	2- 5	2- 4				
0- 1	0- 0	0- 0	NEUTRAL	0- 0	0- 1	0- 1				

RPI 1-25				RPI 26-50				RPI 51-100				RPI 101+ Team's RPI: 241			
RPI	S	Opponent	Score	RPI	S	Opponent	Score	RPI	S	Opponent	Score	RPI	S	Opponent	Score
17	N	South Carolina	55 101	29	N	Rutgers	44 68	60	A	Tennessee	61 80	111	H	Houston	77 84
				43	A	Michigan St.	53 75	75	A	Radford	64 79	114	H	High Point	65 73
								77	A	Cincinnati	64 77	130	H	Appalachian St.	95 64
								92	H	Troy	66 84	132	A	Mercer	41 64
								95	N	Western Ky.	68 82	132	H	Mercer	77 83
								98	A	South Alabama	74 81	137	A	Duquesne	58 66
												169	A	Chattanooga	67 76
												169	H	Chattanooga	64 54
												175	A	UNC Asheville	55 56
												180	H	Liberty	86 89
												191	A	Furman	55 57
												191	H	Furman	75 70
												202	H	N.C. A&T	61 56
												256	A	Wofford	74 77
												256	H	Wofford	92 79
												256	N	Wofford	66 75
												290	A	Samford	58 79
												290	H	Samford	71 50
												309	A	UNC Greensboro	72 67
												309	H	UNC Greensboro	85 76
												341	A	Western Caro.	72 41
												341	H	Western Caro.	88 80
LAST 12 Division I GAMES:															
				256	N	Wofford	66 75					132	H	Mercer	77 83
				29	N	Rutgers	44 68					191	A	Furman	55 57
				95	N	Western Ky.	68 82					256	A	Wofford	74 77
				309	A	UNC Greensboro	72 67					169	H	Chattanooga	64 54
				341	A	Western Caro.	72 41					341	H	Western Caro.	88 80
				290	H	Samford	71 50					309	H	UNC Greensboro	85 76

Non-Div I Games:

ETSU

■ Loss,
■ Non-Conf,
■ S Site,
■ H Home
■ A Away
N Neutral

East Carolina

Through Games Of March 17, 2019

Average RPI Win:	242	WON-LOST	WINNING	LAST 10	STRENGTH OF	OPP. STRENGTH	TEAM	ADJ.	CONF.	ADJ CONF.
Average RPI Loss:	118	RECORD	PCT. RANK	GAMES	SCHEDULE	OF SCHEDULE	RPI	RPI	RPI	RPI
DIV. I ONLY	16- 15	163	1- 0	242	116	193	193	9	9	
DIV. I NON-CONF.	9- 4	85	0- 0	312	264	187	187	8	8	
TOTALS	RPI 1-25	RPI 26-50	W-L RECORDS	RPI 51-100	RPI 101-999	RPI 150+				
16- 15	0- 3	0- 0	OVERALL	0- 2	16- 10	15- 6				
11- 5	0- 1	0- 0	HOME	0- 1	11- 3	10- 1				
2- 9	0- 1	0- 0	AWAY	0- 1	2- 7	2- 5				
3- 1	0- 1	0- 0	NEUTRAL	0- 0	3- 0	3- 0				
9- 4	0- 0	0- 0	NON-CONFERENCE	0- 1	9- 3	8- 1				
7- 1	0- 0	0- 0	HOME	0- 0	7- 1	6- 0				
0- 3	0- 0	0- 0	AWAY	0- 1	0- 2	0- 1				
2- 0	0- 0	0- 0	NEUTRAL	0- 0	2- 0	2- 0				
7- 11	0- 3	0- 0	CONFERENCE	0- 1	7- 7	7- 5				
4- 4	0- 1	0- 0	HOME	0- 1	4- 2	4- 1				
2- 6	0- 1	0- 0	AWAY	0- 0	2- 5	2- 4				
1- 1	0- 1	0- 0	NEUTRAL	0- 0	1- 0	1- 0				

RPI	S	Opponent	Score	RPI	S	Opponent	Score	RPI	S	Opponent	Score	RPI	S	Opponent	Score	Team's RPI: 193
6	A	UConn	55 118					77	H	Cincinnati	57 68	105	A	Charlotte	46 52	
6	N	UConn	65 92					79	A	Duke	66 83	111	A	Houston	52 63	
15	H	UCF	58 61									115	H	South Fla.	50 63	
												123	H	UNCW	68 71	
												147	H	Wake Forest	70 61	
												155	A	Tulsa	64 60	
												155	H	Tulsa	55 75	
												161	A	William & Mary	43 63	
												165	A	Temple	62 84	
												170	A	Tulane	57 68	
												170	H	Tulane	63 61	
												180	H	Liberty	66 63	
												205	H	UMES	84 69	
												215	H	Monmouth	73 67	
												231	A	SMU	64 54	
												231	H	SMU	67 61	
												231	N	SMU	50 48	
												232	A	Memphis	46 58	
												232	H	Memphis	68 59	
												257	A	Wichita St.	47 57	
												257	H	Wichita St.	78 56	
												292	H	Kennesaw St.	68 56	
												299	N	South Carolina St.	71 63	
												338	N	Longwood	61 52	
												342	H	Grand Canyon	59 47	
												343	H	USC Upstate	63 53	
LAST 12 Division I GAMES:																
231	N	SMU	50 48	111	A	Houston	52 63	231	A	SMU	64 54	232	H	Memphis	68 59	
6	N	UConn	65 92	231	A	SMU	64 54	6	A	UConn	55 118	170	H	Tulane	63 61	
231	H	SMU	67 61	232	H	Memphis	68 59	170	H	Tulane	63 61	257	A	Wichita St.	47 57	
155	A	Tulsa	64 60	6	A	UConn	55 118									
77	H	Cincinnati	57 68													
115	H	South Fla.	50 63													

Non-Div I Games:

East Carolina

Loss, Non-Conf, S Site, H Home A Away N Neutral

Average RPI Win:	252	WON-LOST	WINNING	LAST 10	STRENGTH OF	OPP. STRENGTH	TEAM	ADJ.	CONF.	ADJ CONF.
Average RPI Loss:	189	RECORD	PCT. RANK	GAMES	SCHEDULE	OF SCHEDULE	RPI	RPI	RPI	RPI
DIV. I ONLY	8- 18	272	0- 1	255	293	295	295	22	22	
DIV. I NON-CONF.	3- 5	227	0- 0	268	285	252	252	23	23	
TOTALS	RPI 1-25	RPI 26-50	W-L RECORDS	RPI 51-100	RPI 101-999	RPI 150+				
8- 18	0- 0	0- 1	OVERALL	0- 1	8- 16	7- 11				
6- 5	0- 0	0- 0	HOME	0- 0	6- 5	5- 3				
1- 13	0- 0	0- 1	AWAY	0- 1	1- 11	1- 8				
1- 0	0- 0	0- 0	NEUTRAL	0- 0	1- 0	1- 0				
3- 5	0- 0	0- 0	NON-CONFERENCE	0- 1	3- 4	3- 3				
2- 0	0- 0	0- 0	HOME	0- 0	2- 0	2- 0				
0- 5	0- 0	0- 0	AWAY	0- 1	0- 4	0- 3				
1- 0	0- 0	0- 0	NEUTRAL	0- 0	1- 0	1- 0				
5- 13	0- 0	0- 1	CONFERENCE	0- 0	5- 12	4- 8				
4- 5	0- 0	0- 0	HOME	0- 0	4- 5	3- 3				
1- 8	0- 0	0- 1	AWAY	0- 0	1- 7	1- 5				
0- 0	0- 0	0- 0	NEUTRAL	0- 0	0- 0	0- 0				

[illegible]

Non-Div I Games:	Lincoln Christian	97	34	Eureka	104	48	Oakland City	102	43
------------------	-------------------	----	----	--------	-----	----	--------------	-----	----

Eastern Ill.

Loss, Non-Conf, S Site, H Home A Away N Neutral

Average RPI Win:	0	WON-LOST	WINNING	LAST 10	STRENGTH OF	OPP. STRENGTH	TEAM	ADJ.	CONF.	ADJ CONF.
Average RPI Loss:	175	RECORD	PCT. RANK	GAMES	SCHEDULE	OF SCHEDULE	RPI	RPI	RPI	RPI
DIV. I ONLY	0- 27	351	0- 1	126	256	333	333	22	22	
DIV. I NON-CONF.	0- 9	336	0- 1	41	159	283	283	23	23	
TOTALS	RPI 1-25	RPI 26-50	W-L RECORDS	RPI 51-100	RPI 101-999	RPI 150+				
0- 27	0- 1	0- 4	OVERALL	0- 2	0- 20	0- 15				
0- 11	0- 0	0- 1	HOME	0- 0	0- 10	0- 7				
0- 14	0- 0	0- 3	AWAY	0- 1	0- 10	0- 8				
0- 2	0- 1	0- 0	NEUTRAL	0- 1	0- 0	0- 0				
0- 9	0- 1	0- 2	NON-CONFERENCE	0- 2	0- 4	0- 4				
0- 2	0- 0	0- 0	HOME	0- 0	0- 2	0- 2				
0- 5	0- 0	0- 2	AWAY	0- 1	0- 2	0- 2				
0- 2	0- 1	0- 0	NEUTRAL	0- 1	0- 0	0- 0				
0- 18	0- 0	0- 2	CONFERENCE	0- 0	0- 16	0- 11				
0- 9	0- 0	0- 1	HOME	0- 0	0- 8	0- 5				
0- 9	0- 0	0- 1	AWAY	0- 0	0- 8	0- 6				
0- 0	0- 0	0- 0	NEUTRAL	0- 0	0- 0	0- 0				

RPI S	Opponent	Score	RPI S	Opponent	Score	RPI S	Opponent	Score	RPI S	Opponent	Score	Team's RPI: 333
21 N	Florida St.	45 62	34 A	Ohio	60 100	80 A	West Virginia	29 78	113 H	UT Martin	61 87	
			45 A	Miami (OH)	44 60	80 N	West Virginia	39 81	131 A	Morehead St.	52 68	
			47 A	Belmont	43 69				131 H	Morehead St.	61 64	
			47 H	Belmont	52 87				146 A	Tennessee Tech	57 77	
									146 H	Tennessee Tech	68 81	
									164 A	Akron	54 63	
									184 H	Saint Louis	43 70	
									217 A	Jacksonville St.	64 69	
									217 H	Jacksonville St.	44 53	
									227 H	George Mason	75 91	
									238 A	SIUE	55 74	
									245 H	Southeast Mo. St.	42 52	
									261 A	Austin Peay	65 100	
									261 H	Austin Peay	60 80	
									263 A	Murray St.	63 81	
									263 H	Murray St.	63 76	
									270 A	Western Mich.	53 64	
									295 A	Eastern Ill.	60 80	
									303 A	Tennessee St.	38 60	
									303 H	Tennessee St.	31 57	
LAST 12 Division I GAMES:												
80 N	West Virginia	39 81	263 H	Murray St.	63 76							
131 H	Morehead St.	61 64	303 H	Tennessee St.	31 57							
261 H	Austin Peay	60 80	47 H	Belmont	52 87							
217 A	Jacksonville St.	64 69	238 A	SIUE	55 74							
146 A	Tennessee Tech	57 77	295 A	Eastern Ill.	60 80							
131 A	Morehead St.	52 68	146 H	Tennessee Tech	68 81							

Non-Div I Games: Brescia 70 41 Ky. Christian 90 35

Eastern Ky.

Loss, Non-Conf, S Site, H Home A Away N Neutral

Average RPI Win:	245	WON-LOST	WINNING	LAST 10	STRENGTH OF	OPP. STRENGTH	TEAM	ADJ.	CONF.	ADJ CONF.
Average RPI Loss:	99	RECORD	PCT. RANK	GAMES	SCHEDULE	OF SCHEDULE	RPI	RPI	RPI	RPI
DIV. I ONLY	13- 17	212	1- 0	196	105	197	197	8	8	
DIV. I NON-CONF.	6- 4	125	0- 0	343	250	263	263	9	9	
TOTALS	RPI 1-25	RPI 26-50	W-L RECORDS	RPI 51-100	RPI 101-999	RPI 150+				
13- 17	0- 2	0- 5	OVERALL	0- 5	13- 5	12- 3				
8- 5	0- 1	0- 1	HOME	0- 2	8- 1	7- 0				
5- 8	0- 0	0- 3	AWAY	0- 2	5- 3	5- 2				
0- 4	0- 1	0- 1	NEUTRAL	0- 1	0- 1	0- 1				
6- 4	0- 1	0- 0	NON-CONFERENCE	0- 1	6- 2	5- 2				
4- 0	0- 0	0- 0	HOME	0- 0	4- 0	3- 0				
2- 1	0- 0	0- 0	AWAY	0- 0	2- 1	2- 1				
0- 3	0- 1	0- 0	NEUTRAL	0- 1	0- 1	0- 1				
7- 13	0- 1	0- 5	CONFERENCE	0- 4	7- 3	7- 1				
4- 5	0- 1	0- 1	HOME	0- 2	4- 1	4- 0				
3- 7	0- 0	0- 3	AWAY	0- 2	3- 2	3- 1				
0- 1	0- 0	0- 1	NEUTRAL	0- 0	0- 0	0- 0				

RPI 1-25				RPI 26-50				RPI 51-100				RPI 101+				Team's RPI: 197	
RPI	S	Opponent	Score	RPI	S	Opponent	Score	RPI	S	Opponent	Score	RPI	S	Opponent	Score		
11	N	Iowa St.	59 85	32	A	Central Mich.	61 71	74	N	Butler	63 73	126	A	Northern Ill.	60 70		
25	H	Buffalo	84 91	32	H	Central Mich.	60 87	83	A	Kent St.	64 71	126	H	Northern Ill.	65 68		
				32	N	Central Mich.	80 88	83	H	Kent St.	54 67	132	H	Illinois St.	50 41		
				34	A	Ohio	44 85	86	A	Toledo	43 63	164	A	Akron	61 59		
				45	A	Miami (OH)	58 63	86	H	Toledo	67 70	164	A	Akron	72 60		
												164	H	Akron	67 60		
												219	H	Bowling Green	81 74		
												220	A	Ball St.	67 57		
												220	H	Ball St.	56 53		
												225	A	Illinois	66 72		
												270	A	Western Mich.	68 71		
												270	H	Western Mich.	64 61		
												285	H	Cleveland St.	69 63		
												309	N	UNC Greensboro	44 49		
												334	A	Purdue Fort Wayne	87 72		
												336	H	Detroit Mercy	60 53		
												338	A	Longwood	64 45		
												339	H	UIC	52 38		
LAST 12 Division I GAMES:																	
164	A	Akron	61 59	270	A	Western Mich.	68 71										
32	N	Central Mich.	80 88	164	H	Akron	67 60										
220	A	Ball St.	67 57	220	H	Ball St.	56 53										
86	H	Toledo	67 70	83	H	Kent St.	54 67										
32	H	Central Mich.	60 87	86	A	Toledo	43 63										
126	A	Northern Ill.	60 70	45	A	Miami (OH)	58 63										

Non-Div I Games: Northwood 53 39

Eastern Mich.

■ Loss,
 ■ Non-Conf,
 ■ S Site,
 ■ Home
 ■ A Away
 N Neutral

Average RPI Win:	208	WON-LOST	WINNING	LAST 10	STRENGTH OF	OPP. STRENGTH	TEAM	ADJ.	CONF.	ADJ CONF.
Average RPI Loss:	131	RECORD	PCT. RANK	GAMES	SCHEDULE	OF SCHEDULE	RPI	RPI	RPI	RPI
DIV. I ONLY	12- 20	241	2- 0	90	193	182	182	16	16	
DIV. I NON-CONF.	0- 8	336	0- 0	13	109	239	239	12	12	
TOTALS	RPI 1-25	RPI 26-50	W-L RECORDS	RPI 51-100	RPI 101-999	RPI 150+				
12- 20	0- 2	0- 2	OVERALL	0- 3	12- 13	8- 5				
3- 10	0- 1	0- 0	HOME	0- 2	3- 7	3- 2				
6- 7	0- 0	0- 2	AWAY	0- 1	6- 4	4- 2				
3- 3	0- 1	0- 0	NEUTRAL	0- 0	3- 2	1- 1				
0- 8	0- 2	0- 2	NON-CONFERENCE	0- 1	0- 3	0- 2				
0- 3	0- 1	0- 0	HOME	0- 1	0- 1	0- 0				
0- 3	0- 0	0- 2	AWAY	0- 0	0- 1	0- 1				
0- 2	0- 1	0- 0	NEUTRAL	0- 0	0- 1	0- 1				
12- 12	0- 0	0- 0	CONFERENCE	0- 2	12- 10	8- 3				
3- 7	0- 0	0- 0	HOME	0- 1	3- 6	3- 2				
6- 4	0- 0	0- 0	AWAY	0- 1	6- 3	4- 1				
3- 1	0- 0	0- 0	NEUTRAL	0- 0	3- 1	1- 0				

RPI 1-25				RPI 26-50				RPI 51-100				RPI 101+ Team's RPI: 182			
RPI	S	Opponent	Score	RPI	S	Opponent	Score	RPI	S	Opponent	Score	RPI	S	Opponent	Score
13	H	Gonzaga	51 63	26	A	BYU	65 80	84	A	Idaho	68 84	106	A	Portland St.	57 76
24	N	Oregon St.	45 93	39	A	Boise St.	55 67	84	H	Idaho	74 75	106	H	Portland St.	64 76
								88	H	Utah	51 95	106	N	Portland St.	59 61
												109	A	Idaho St.	48 63
												109	H	Idaho St.	45 74
												109	N	Idaho St.	67 65
												120	H	Fresno St.	58 68
												129	A	Northern Colo.	76 72
												129	H	Northern Colo.	62 67
												129	N	Northern Colo.	59 57
												148	A	Montana St.	89 87
												148	H	Montana St.	47 61
												159	N	UC Riverside	45 57
												187	A	Montana	68 62
												187	H	Montana	67 64
												222	A	Northern Ariz.	64 62
												222	H	Northern Ariz.	81 76
												265	A	Sacramento St.	71 62
												265	H	Sacramento St.	70 73
												272	A	Southern Utah	63 73
												272	H	Southern Utah	80 66
												313	A	Weber St.	64 58
												313	H	Weber St.	66 70
												313	N	Weber St.	81 74
												316	A	Cal Poly	55 59
LAST 12 Division I GAMES:															
				313	N	Weber St.	81 74					106	A	Portland St.	57 76
				129	N	Northern Colo.	59 57					265	A	Sacramento St.	71 62
				109	N	Idaho St.	67 65					222	H	Northern Ariz.	81 76
				106	N	Portland St.	59 61					272	H	Southern Utah	80 66
				313	H	Weber St.	66 70					84	H	Idaho	74 75
				109	H	Idaho St.	45 74					129	A	Northern Colo.	76 72

Non-Div I Games: Eastern Ore. 66 45

Eastern Wash.

■ Loss,
 ■ Non-Conf,
 ■ S Site,
 ■ H Home
 ■ A Away
 N Neutral

Average RPI Win:	243	WON-LOST	WINNING	LAST 10	STRENGTH OF	OPP. STRENGTH	TEAM	ADJ.	CONF.	ADJ CONF.
Average RPI Loss:	114	RECORD	PCT. RANK	GAMES	SCHEDULE	OF SCHEDULE	RPI	RPI	RPI	RPI
DIV. I ONLY	8- 21	285	0- 1	110	133	240	240	10	10	
DIV. I NON-CONF.	4- 6	212	0- 0	120	237	182	182	10	10	
TOTALS	RPI 1-25	RPI 26-50	W-L RECORDS	RPI 51-100	RPI 101-999	RPI 150+				
8- 21	0- 0	0- 4	OVERALL	0- 5	8- 12	7- 4				
4- 10	0- 0	0- 3	HOME	0- 2	4- 5	3- 1				
4- 10	0- 0	0- 1	AWAY	0- 3	4- 6	4- 2				
0- 1	0- 0	0- 0	NEUTRAL	0- 0	0- 1	0- 1				
4- 6	0- 0	0- 2	NON-CONFERENCE	0- 1	4- 3	3- 1				
2- 3	0- 0	0- 2	HOME	0- 0	2- 1	1- 0				
2- 3	0- 0	0- 0	AWAY	0- 1	2- 2	2- 1				
0- 0	0- 0	0- 0	NEUTRAL	0- 0	0- 0	0- 0				
4- 15	0- 0	0- 2	CONFERENCE	0- 4	4- 9	4- 3				
2- 7	0- 0	0- 1	HOME	0- 2	2- 4	2- 1				
2- 7	0- 0	0- 1	AWAY	0- 2	2- 4	2- 1				
0- 1	0- 0	0- 0	NEUTRAL	0- 0	0- 1	0- 1				

RPI 1-25				RPI 26-50				RPI 51-100				RPI 101+				Team's RPI: 240	
RPI	S	Opponent	Score	RPI	S	Opponent	Score	RPI	S	Opponent	Score	RPI	S	Opponent	Score		
				36	A	James Madison	30 82	65	A	Drexel	45 68	107	A	Towson	58 59		
				36	H	James Madison	46 74	65	H	Drexel	44 59	107	H	Towson	50 59		
				38	H	North Carolina	69 100	79	A	Duke	64 81	118	H	Marist	57 61		
				50	H	Auburn	44 96	96	A	Northeastern	71 79	123	A	UNCW	51 76		
								96	H	Northeastern	57 83	123	H	UNCW	70 75		
												130	A	Appalachian St.	62 65		
												138	A	Delaware	59 71		
												138	H	Delaware	63 74		
												150	H	Davidson	73 72		
												161	A	William & Mary	60 65		
												161	H	William & Mary	59 64		
												202	H	N.C. A&T	73 64		
												203	A	Hampton	77 62		
												229	A	Hofstra	77 64		
												229	H	Hofstra	55 52		
												229	N	Hofstra	75 77		
												296	A	Col. of Charleston	72 52		
												296	H	Col. of Charleston	76 68		
												306	A	Winthrop	57 58		
												335	A	N.C. Central	83 54		
LAST 12 Division I GAMES:																	
				229	N	Hofstra	75 77	36	H	James Madison	46 74						
				96	H	Northeastern	57 83	161	H	William & Mary	59 64						
				229	H	Hofstra	55 52	296	A	Col. of Charleston	72 52						
				65	A	Drexel	45 68	123	A	UNCW	51 76						
				138	A	Delaware	59 71	138	H	Delaware	63 74						
				107	H	Towson	50 59	65	H	Drexel	44 59						

Non-Div I Games: Chowan

88 74

Elon

Evansville

Through Games Of March 17, 2019

Average RPI Win: 291	WON-LOST	WINNING	LAST 10	STRENGTH OF	OPP. STRENGTH	TEAM	ADJ.	CONF.	ADJ CONF.
Average RPI Loss: 177	RECORD	PCT. RANK	GAMES	SCHEDULE	OF SCHEDULE	RPI	RPI	RPI	RPI
DIV. I ONLY	4- 26	341	0- 1	256	239	331	331	13	13
DIV. I NON-CONF.	2- 9	297	0- 0	330	338	345	345	15	15
TOTALS	RPI 1-25	RPI 26-50	W-L RECORDS	RPI 51-100	RPI 101-999	RPI 150+			
4- 26	0- 2	0- 0	OVERALL	0- 4	4- 20	4- 16			
2- 12	0- 1	0- 0	HOME	0- 2	2- 9	2- 8			
2- 13	0- 1	0- 0	AWAY	0- 2	2- 10	2- 7			
0- 1	0- 0	0- 0	NEUTRAL	0- 0	0- 1	0- 1			
2- 9	0- 0	0- 0	NON-CONFERENCE	0- 0	2- 9	2- 7			
1- 4	0- 0	0- 0	HOME	0- 0	1- 4	1- 4			
1- 5	0- 0	0- 0	AWAY	0- 0	1- 5	1- 3			
0- 0	0- 0	0- 0	NEUTRAL	0- 0	0- 0	0- 0			
2- 17	0- 2	0- 0	CONFERENCE	0- 4	2- 11	2- 9			
1- 8	0- 1	0- 0	HOME	0- 2	1- 5	1- 4			
1- 8	0- 1	0- 0	AWAY	0- 2	1- 5	1- 4			
0- 1	0- 0	0- 0	NEUTRAL	0- 0	0- 1	0- 1			

RPI 1-25				RPI 26-50				RPI 51-100				RPI 101+ Team's RPI: 331			
RPI	S	Opponent	Score	RPI	S	Opponent	Score	RPI	S	Opponent	Score	RPI	S	Opponent	Score
20	A	Drake	39 66					52	A	Missouri St.	66 88	119	A	Dayton	30 69
20	H	Drake	47 78					52	H	Missouri St.	46 88	131	A	Morehead St.	63 85
								87	A	UNI	46 95	132	A	Illinois St.	59 82
								87	H	UNI	46 74	132	H	Illinois St.	61 72
												154	A	Bradley	63 81
												154	H	Bradley	68 75
												156	A	Southern Ill.	47 67
												156	H	Southern Ill.	60 80
												186	A	Wisconsin	60 96
												222	A	Marshall	65 72
												238	H	SIUE	45 54
												245	H	Southeast Mo. St.	50 54
												249	A	Indiana St.	59 56
												249	H	Indiana St.	69 76
												254	A	Loyola Chicago	56 61
												254	H	Loyola Chicago	51 71
												254 N		Loyola Chicago	80 90
												261	H	Austin Peay	56 52
												263	A	Murray St.	53 81
												304	A	Valparaiso	49 93
												304	H	Valparaiso	77 65
												334	H	Purdue Fort Wayne	66 72
												339	H	UIC	54 62
												348	A	Chicago St.	67 58
LAST 12 Division I GAMES:															
254 N		Loyola Chicago	80 90	254	H	Loyola Chicago	51 71								
156	H	Southern Ill.	60 80	304	H	Valparaiso	77 65								
52	H	Missouri St.	46 88	154	A	Bradley	63 81								
249	A	Indiana St.	59 56	132	A	Illinois St.	59 82								
87	A	UNI	46 95	249	H	Indiana St.	69 76								
20	A	Drake	39 66	20	H	Drake	47 78								

Non-Div I Games:

Evansville

Loss, Non-Conf, S Site, H Home A Away N Neutral

FIUFIU

FIU

Page 92

Fairfield

Through Games Of March 17, 2019

Average RPI Win:	304	WON-LOST	WINNING	LAST 10	STRENGTH OF	OPP. STRENGTH	TEAM	ADJ.	CONF.	ADJ CONF.
Average RPI Loss:	174	RECORD	PCT. RANK	GAMES	SCHEDULE	OF SCHEDULE	RPI	RPI	RPI	RPI
DIV. I ONLY	11- 20	254	1- 1	284	294	282	282	26	26	
DIV. I NON-CONF.	3- 8	267	0- 0	298	309	314	314	27	27	
TOTALS	RPI 1-25	RPI 26-50	W-L RECORDS	RPI 51-100	RPI 101-999	RPI 150+				
11- 20	0- 0	0- 4	OVERALL	0- 1	11- 15	11- 13				
5- 7	0- 0	0- 1	HOME	0- 1	5- 5	5- 4				
4- 9	0- 0	0- 1	AWAY	0- 0	4- 8	4- 7				
2- 4	0- 0	0- 2	NEUTRAL	0- 0	2- 2	2- 2				
3- 8	0- 0	0- 1	NON-CONFERENCE	0- 1	3- 6	3- 6				
1- 2	0- 0	0- 0	HOME	0- 1	1- 1	1- 1				
1- 3	0- 0	0- 0	AWAY	0- 0	1- 3	1- 3				
1- 3	0- 0	0- 1	NEUTRAL	0- 0	1- 2	1- 2				
8- 12	0- 0	0- 3	CONFERENCE	0- 0	8- 9	8- 7				
4- 5	0- 0	0- 1	HOME	0- 0	4- 4	4- 3				
3- 6	0- 0	0- 1	AWAY	0- 0	3- 5	3- 4				
1- 1	0- 0	0- 1	NEUTRAL	0- 0	1- 0	1- 0				

RPI 1-25			RPI 26-50			RPI 51-100			RPI 101+			Team's RPI: 282			
RPI	S	Opponent	Score	RPI	S	Opponent	Score	RPI	S	Opponent	Score	RPI	S	Opponent	Score
				37	N	Bucknell	54 77	96	H	Northeastern	50 59	118	A	Marist	44 85
				41	A	Quinnipiac	36 81					118	H	Marist	46 56
				41	H	Quinnipiac	40 48					161	H	William & Mary	54 60
				41	N	Quinnipiac	48 63					168	A	Rider	59 62
												168	H	Rider	53 60
												191	N	Furman	70 77
												206	N	Massachusetts	49 59
												211	A	Dartmouth	46 59
												215	H	Monmouth	63 73
												218	A	Xavier	35 48
												266	A	Manhattan	41 47
												271	A	Niagara	68 71
												271	H	Niagara	55 54
												271	N	Niagara	74 69
												275	A	Richmond	58 40
												278	A	Siena	66 40
												278	H	Siena	59 55
												283	A	Brown	49 68
												286	A	Canisius	50 53
												286	H	Canisius	72 65
												324	A	Iona	55 42
												324	H	Iona	67 56
												339	N	UIC	68 60
												347	A	Saint Peter's	69 61
												347	H	Saint Peter's	65 68
												351	H	LIU Brooklyn	71 43
LAST 12 Division I GAMES:															
				271	N	Niagara	74 69	41	H	Quinnipiac	40 48				
				41	N	Quinnipiac	48 63	278	A	Siena	66 40				
				168	H	Rider	53 60	271	H	Niagara	55 54				
				324	H	Iona	67 56	286	H	Canisius	72 65				
				347	A	Saint Peter's	69 61	215	H	Monmouth	63 73				
				118	A	Marist	44 85	266	A	Manhattan	41 47				

Non-Div I Games:

Fairfield

■ Loss,
 ■ Non-Conf,
 ■ S Site,
 ■ Home
 ■ A Away
 N Neutral

Through Games of March 17, 2019									
Average RPI Win: 329	WON-LOST	WINNING	LAST 10	STRENGTH OF	OPP. STRENGTH	TEAM	ADJ.	CONF.	ADJ CONF.
Average RPI Loss: 241	RECORD	PCT. RANK	GAMES	SCHEDULE	OF SCHEDULE	RPI	RPI	RPI	RPI
DIV. I ONLY	6- 22	311	0- 1	340	351	344	344	31	31
DIV. I NON-CONF.	1- 8	322	0- 0	340	350	351	351	31	31
TOTALS	RPI 1-25	RPI 26-50	W-L RECORDS	RPI 51-100	RPI 101-999	RPI 150+			
6- 22	0- 0	0- 0	OVERALL	0- 0	6- 22	6- 21			
4- 8	0- 0	0- 0	HOME	0- 0	4- 8	4- 8			
2- 14	0- 0	0- 0	AWAY	0- 0	2- 14	2- 13			
0- 0	0- 0	0- 0	NEUTRAL	0- 0	0- 0	0- 0			
1- 8	0- 0	0- 0	NON-CONFERENCE	0- 0	1- 8	1- 7			
1- 2	0- 0	0- 0	HOME	0- 0	1- 2	1- 2			
0- 6	0- 0	0- 0	AWAY	0- 0	0- 6	0- 5			
0- 0	0- 0	0- 0	NEUTRAL	0- 0	0- 0	0- 0			
5- 14	0- 0	0- 0	CONFERENCE	0- 0	5- 14	5- 14			
3- 6	0- 0	0- 0	HOME	0- 0	3- 6	3- 6			
2- 8	0- 0	0- 0	AWAY	0- 0	2- 8	2- 8			
0- 0	0- 0	0- 0	NEUTRAL	0- 0	0- 0	0- 0			

[illegible]

Non-Div I Games:	Georgian Court	70	45	Rutgers-Newark	97	51
------------------	----------------	----	----	----------------	----	----

Fairleigh Dickinson

■ Loss, ■ Non-Conf, S Site, H Home A Away N Neutral

RPI	S	Opponent	Score	
351	A	LIU Brooklyn	69	52
351	H	LIU Brooklyn	68	49

F
a
i
r
l
e
i
g
h
D
i
c
k
i
n
s
o
n

F
a
i
r
l
e
i
g
h
D
i
c
k
i
n
s
o
n

Fairleigh Dickinson

Average RPI Win:	300	WON-LOST	WINNING	LAST 10	STRENGTH OF	OPP. STRENGTH	TEAM	ADJ.	CONF.	ADJ CONF.
Average RPI Loss:	150	RECORD	PCT. RANK	GAMES	SCHEDULE	OF SCHEDULE	RPI	RPI	RPI	RPI
DIV. I ONLY	5- 25	331	0- 1	140	203	307	307	14	14	
DIV. I NON-CONF.	3- 10	278	0- 0	171	313	290	290	17	17	
TOTALS	RPI 1-25	RPI 26-50	W-L RECORDS	RPI 51-100	RPI 101-999	RPI 150+				
5- 25	0- 0	0- 2	OVERALL	0- 5	5- 18	5- 13				
4- 12	0- 0	0- 0	HOME	0- 3	4- 9	4- 7				
1- 12	0- 0	0- 2	AWAY	0- 2	1- 8	1- 6				
0- 1	0- 0	0- 0	NEUTRAL	0- 0	0- 1	0- 0				
3- 10	0- 0	0- 1	NON-CONFERENCE	0- 1	3- 8	3- 7				
2- 6	0- 0	0- 0	HOME	0- 0	2- 6	2- 5				
1- 4	0- 0	0- 1	AWAY	0- 1	1- 2	1- 2				
0- 0	0- 0	0- 0	NEUTRAL	0- 0	0- 0	0- 0				
2- 15	0- 0	0- 1	CONFERENCE	0- 4	2- 10	2- 6				
2- 6	0- 0	0- 0	HOME	0- 3	2- 3	2- 2				
0- 8	0- 0	0- 1	AWAY	0- 1	0- 6	0- 4				
0- 1	0- 0	0- 0	NEUTRAL	0- 0	0- 1	0- 0				

RPI S	Opponent	Score	RPI S	Opponent	Score	RPI S	Opponent	Score	RPI S	Opponent	Score	Team's RPI: 307
31	A Rice	35 63	43	A Michigan St.	74 89	61	A Little Rock	38 61	105	A Charlotte	47 68	
						66	A Middle Tenn.	48 74	110	A Old Dominion	53 87	
						66	H Middle Tenn.	55 74	110	H Old Dominion	64 68	
						95	H Western Ky.	50 81	110	N Old Dominion	32 60	
						100	H UAB	64 89	144	H Georgia St.	59 75	
									154	H Bradley	59 80	
									170	A Tulane	45 88	
									172	A Louisiana Tech	55 86	
									176	A North Texas	62 82	
									184	H Saint Louis	61 93	
									191	A Furman	57 73	
									196	A Southern Miss.	45 67	
									202	H N.C. A&T	65 67	
									203	H Hampton	68 72	
									222	H Marshall	67 72	
									258	H UTEP	44 70	
									270	H Western Mich.	59 69	
									275	H Richmond	69 55	
									278	A Siena	70 66	
									302	H UTSA	86 70	
									322	A FIU	49 56	
									322	H FIU	77 55	
									323	H Lafayette	53 49	
LAST 12 Division I GAMES:												
110	N Old Dominion	32 60	31	A Rice	35 63							
184	H Saint Louis	61 93	176	A North Texas	62 82							
154	H Bradley	59 80	302	H UTSA	86 70							
110	H Old Dominion	64 68	258	H UTEP	44 70							
66	A Middle Tenn.	48 74	196	A Southern Miss.	45 67							
322	A FIU	49 56	172	A Louisiana Tech	55 86							

Non-Div I Games:

Fla. Atlantic

Average RPI Win:	200	WON-LOST	WINNING	LAST 10	STRENGTH OF	OPP. STRENGTH	TEAM	ADJ.	CONF.	ADJ CONF.
Average RPI Loss:	89	RECORD	PCT. RANK	GAMES	SCHEDULE	OF SCHEDULE	RPI	RPI	RPI	RPI
DIV. I ONLY	8- 23	297	0- 1	60	69	213	213	5	5	
DIV. I NON-CONF.	4- 9	252	0- 0	126	193	247	247	5	5	
TOTALS	RPI 1-25	RPI 26-50	W-L RECORDS	RPI 51-100	RPI 101-999	RPI 150+				
8- 23	0- 6	1- 3	OVERALL	0- 5	7- 9	6- 4				
6- 9	0- 3	1- 1	HOME	0- 2	5- 3	4- 1				
1- 12	0- 3	0- 1	AWAY	0- 2	1- 6	1- 3				
1- 2	0- 0	0- 1	NEUTRAL	0- 1	1- 0	1- 0				
4- 9	0- 1	0- 1	NON-CONFERENCE	0- 2	4- 5	3- 2				
4- 3	0- 0	0- 0	HOME	0- 1	4- 2	3- 1				
0- 5	0- 1	0- 1	AWAY	0- 0	0- 3	0- 1				
0- 1	0- 0	0- 0	NEUTRAL	0- 1	0- 0	0- 0				
4- 14	0- 5	1- 2	CONFERENCE	0- 3	3- 4	3- 2				
2- 6	0- 3	1- 1	HOME	0- 1	1- 1	1- 0				
1- 7	0- 2	0- 0	AWAY	0- 2	1- 3	1- 2				
1- 1	0- 0	0- 1	NEUTRAL	0- 0	1- 0	1- 0				

RPI	S	Opponent	Score	RPI	S	Opponent	Score	RPI	S	Opponent	Score	RPI	S	Opponent	Score	Team's RPI: 213
8	H	Mississippi St.	42 90	30	H	Missouri	58 56	60	A	Tennessee	50 67	101	A	Ohio St.	41 46	
16	H	Texas A&M	62 80	30	N	Missouri	56 87	67	H	Arkansas	73 83	112	A	Georgia	58 93	
17	A	South Carolina	40 71	48	A	Indiana	64 83	85	A	LSU	51 69	112	H	Georgia	57 69	
17	H	South Carolina	77 96	50	H	Auburn	56 64	88	N	Utah	58 74	116	H	Northwestern	74 83	
21	A	Florida St.	56 63					96	H	Northeastern	66 79	132	A	Mercer	82 92	
22	A	Kentucky	51 62									140	H	Texas Tech	72 67	
												157	A	Alabama	67 74	
												157	H	Alabama	57 55	
												201	H	Bethune-Cookman	64 53	
												204	A	UNLV	53 56	
												209	A	Vanderbilt	78 66	
												239	A	Ole Miss	66 76	
												239	N	Ole Miss	64 57	
												246	H	Gardner-Webb	58 60	
												280	H	Charleston So.	70 60	
												346	H	Florida A&M	62 38	
LAST 12 Division I GAMES:																
		30	N	Missouri	56	87		85	A	LSU	51	69				
		239	N	Ole Miss	64	57		17	H	South Carolina	77	96				
		204	A	UNLV	53	56		112	A	Georgia	58	93				
		209	A	Vanderbilt	78	66		157	H	Alabama	57	55				
		112	H	Georgia	57	69		22	A	Kentucky	51	62				
		16	H	Texas A&M	62	80		60	A	Tennessee	50	67				

Non-Div I Games:

Florida

■ Loss,
 ■ Non-Conf,
 ■ S Site,
 ■ Home
 ■ Away
 N Neutral

Through Games of March 17, 2015										
Average RPI Win: 243		WON-LOST	WINNING	LAST 10	STRENGTH OF	OPP. STRENGTH	TEAM	ADJ.	CONF.	ADJ CONF.
Average RPI Loss: 234		RECORD	PCT. RANK	GAMES	SCHEDULE	OF SCHEDULE	RPI	RPI	RPI	RPI
DIV. I ONLY		3- 25	343	0- 1	306	343	346	346	32	32
DIV. I NON-CONF.		1- 10	329	0- 0	267	189	339	339	32	32

TOTALS	RPI 1-25		RPI 26-50		W-L RECORDS		RPI 51-100		RPI 101-999	RPI 150+
3- 25	0- 1		1- 0		OVERALL		0- 1		2- 23	2- 23
2- 8	0- 0		1- 0		HOME		0- 0		1- 8	1- 8
1- 13	0- 1		0- 0		AWAY		0- 1		1- 11	1- 11
0- 4	0- 0		0- 0		NEUTRAL		0- 0		0- 4	0- 4
1- 10	0- 1		1- 0		NON-CONFERENCE		0- 1		0- 8	0- 8
1- 1	0- 0		1- 0		HOME		0- 0		0- 1	0- 1
0- 6	0- 1		0- 0		AWAY		0- 1		0- 4	0- 4
0- 3	0- 0		0- 0		NEUTRAL		0- 0		0- 3	0- 3
2- 15	0- 0		0- 0		CONFERENCE		0- 0		2- 15	2- 15
1- 7	0- 0		0- 0		HOME		0- 0		1- 7	1- 7
1- 7	0- 0		0- 0		AWAY		0- 0		1- 7	1- 7
0- 1	0- 0		0- 0		NEUTRAL		0- 0		0- 1	0- 1

[illegible]

Non-Div I Games:	Edward Waters	70	64
------------------	---------------	----	----

Florida A&M

■ Loss, ■ Non-Conf, S Site, H Home A Away N Neutral

Average RPI Win:	122	WON-LOST	WINNING	LAST 10	STRENGTH OF	OPP. STRENGTH	TEAM	ADJ.	CONF.	ADJ CONF.
Average RPI Loss:	29	RECORD	PCT. RANK	GAMES	SCHEDULE	OF SCHEDULE	RPI	RPI	RPI	RPI
DIV. I ONLY	23- 8	49	0- 1	34	11	21	21	1	1	
DIV. I NON-CONF.	12- 1	11	0- 0	148	86	31	31	1	1	
TOTALS	RPI 1-25	RPI 26-50	W-L RECORDS	RPI 51-100	RPI 101-999	RPI 150+				
23- 8	3- 5	1- 0	OVERALL	7- 3	12- 0	5- 0				
12- 4	2- 2	0- 0	HOME	3- 2	7- 0	3- 0				
8- 3	0- 2	1- 0	AWAY	3- 1	4- 0	1- 0				
3- 1	1- 1	0- 0	NEUTRAL	1- 0	1- 0	1- 0				
12- 1	1- 0	0- 0	NON-CONFERENCE	2- 1	9- 0	5- 0				
7- 1	0- 0	0- 0	HOME	2- 1	5- 0	3- 0				
3- 0	0- 0	0- 0	AWAY	0- 0	3- 0	1- 0				
2- 0	1- 0	0- 0	NEUTRAL	0- 0	1- 0	1- 0				
11- 7	2- 5	1- 0	CONFERENCE	5- 2	3- 0	0- 0				
5- 3	2- 2	0- 0	HOME	1- 1	2- 0	0- 0				
5- 3	0- 2	1- 0	AWAY	3- 1	1- 0	0- 0				
1- 1	0- 1	0- 0	NEUTRAL	1- 0	0- 0	0- 0				

RPI	S	Opponent	Score
1	A	Notre Dame	70 97
3	H	Louisville	49 68
7	N	Iowa	71 67
9	H	NC State	75 70
9	N	NC State	62 69
10	H	Syracuse	88 94
19	A	Miami (FL)	54 64
19	H	Miami (FL)	62 58

RPI	S	Opponent	Score
38	A	North Carolina	64 63

RPI	S	Opponent	Score
51	A	Clemson	68 73
51	H	Clemson	45 57
68	A	Georgia Tech	64 55
73	A	Virginia Tech	56 54
79	H	Duke	66 62
79	N	Duke	51 41
85	H	LSU	45 58
92	H	Troy	103 67
93	H	Creighton	71 52
97	A	Virginia	63 61

RPI	S	Opponent	Score
117	A	St. John's (NY)	57 53
128	H	Pittsburgh	78 46
132	A	Mercer	57 56
134	A	Boston College	91 71
144	H	Georgia St.	79 43
145	H	Penn St.	87 58
147	H	Wake Forest	85 61
198	A	Milwaukee	87 62
213	H	Florida	63 56
233	H	Jacksonville	79 46
235	H	North Florida	74 53
333	N	Eastern Ky.	62 45

LAST 12 Division I GAMES:

9	N	NC State	62 69	128	H	Pittsburgh	78 46
79	N	Duke	51 41	51	A	Clemson	68 73
7	N	Iowa	71 67	1	A	Notre Dame	70 97
68	A	Georgia Tech	64 55	9	H	NC State	75 70
10	H	Syracuse	88 94	147	H	Wake Forest	85 61
19	A	Miami (FL)	54 64	19	H	Miami (FL)	62 58

Non-Div I Games:

Florida St.

Average RPI Win: 197	WON-LOST	WINNING	LAST 10	STRENGTH OF	OPP. STRENGTH	TEAM	ADJ.	CONF.	ADJ CONF.
Average RPI Loss: 103	RECORD	PCT. RANK	GAMES	SCHEDULE	OF SCHEDULE	RPI	RPI	RPI	RPI
DIV. I ONLY	25- 8	44	3- 0	205	115	82	82	17	17
DIV. I NON-CONF.	9- 5	104	0- 0	234	24	134	134	16	16
TOTALS	RPI 1-25	RPI 26-50	W-L RECORDS	RPI 51-100	RPI 101-999	RPI 150+			
25- 8	0- 0	0- 1	OVERALL	3- 3	22- 4	16- 0			
12- 3	0- 0	0- 0	HOME	2- 1	10- 2	7- 0			
8- 4	0- 0	0- 0	AWAY	0- 2	8- 2	7- 0			
5- 1	0- 0	0- 1	NEUTRAL	1- 0	4- 0	2- 0			
9- 5	0- 0	0- 1	NON-CONFERENCE	2- 2	7- 2	5- 0			
6- 1	0- 0	0- 0	HOME	2- 0	4- 1	3- 0			
1- 3	0- 0	0- 0	AWAY	0- 2	1- 1	1- 0			
2- 1	0- 0	0- 1	NEUTRAL	0- 0	2- 0	1- 0			
16- 3	0- 0	0- 0	CONFERENCE	1- 1	15- 2	11- 0			
6- 2	0- 0	0- 0	HOME	0- 1	6- 1	4- 0			
7- 1	0- 0	0- 0	AWAY	0- 0	7- 1	6- 0			
3- 0	0- 0	0- 0	NEUTRAL	1- 0	2- 0	1- 0			

RPI S	Opponent	Score	RPI S	Opponent	Score	RPI S	Opponent	Score	RPI S	Opponent	Score
28 N	Texas	54 72	54 H	Maine	72 64	105 H	Charlotte	71 64	105 H	Charlotte	71 64
			66 H	Middle Tenn.	61 49	119 A	Dayton	50 72	119 A	Dayton	50 72
			70 A	Georgetown	38 58	119 H	Dayton	57 48	119 H	Dayton	57 48
			91 H	VCU	44 47	128 A	Pittsburgh	62 65	128 A	Pittsburgh	62 65
			91 N	VCU	62 47	136 N	Washington	65 57	136 N	Washington	65 57
			96 A	Northeastern	54 58	137 H	Duquesne	57 46	137 H	Duquesne	57 46
						137 N	Duquesne	76 34	137 N	Duquesne	76 34
						145 H	Penn St.	55 72	145 H	Penn St.	55 72
						150 A	Davidson	58 42	150 A	Davidson	58 42
						150 H	Davidson	56 60	150 H	Davidson	56 60
						184 A	Saint Louis	56 53	184 A	Saint Louis	56 53
						184 H	Saint Louis	54 51	184 H	Saint Louis	54 51
						206 H	Massachusetts	76 64	206 H	Massachusetts	76 64
						206 N	Massachusetts	73 62	206 N	Massachusetts	73 62
						216 A	George Washington	50 38	216 A	George Washington	50 38
						220 N	Ball St.	78 70	220 N	Ball St.	78 70
						227 H	George Mason	64 53	227 H	George Mason	64 53
						236 A	Saint Joseph's	51 41	236 A	Saint Joseph's	51 41
						253 H	Columbia	68 49	253 H	Columbia	68 49
						260 A	Rhode Island	56 38	260 A	Rhode Island	56 38
						262 A	St. Bonaventure	53 44	262 A	St. Bonaventure	53 44
						266 H	Manhattan	65 61	266 H	Manhattan	65 61
						275 H	Richmond	60 48	275 H	Richmond	60 48
						284 A	La Salle	65 54	284 A	La Salle	65 54
						319 H	Wagner	80 59	319 H	Wagner	80 59
						324 A	Iona	57 40	324 A	Iona	57 40
LAST 12 Division I GAMES:											
206 N	Massachusetts	73 62	236 A	Saint Joseph's	51 41						
137 N	Duquesne	76 34	119 H	Dayton	57 48						
91 N	VCU	62 47	206 H	Massachusetts	76 64						
66 H	Middle Tenn.	61 49	262 A	St. Bonaventure	53 44						
28 N	Texas	54 72	150 A	Davidson	58 42						
136 N	Washington	65 57	227 H	George Mason	64 53						

Non-Div I Games:

Fordham

■ Loss,
 ■ Non-Conf, S Site,
 ■ Home
 ■ Away
 N Neutral

Average RPI Win: 202		WON-LOST	WINNING	LAST 10	STRENGTH OF	OPP. STRENGTH	TEAM	ADJ.	CONF.	ADJ CONF.
Average RPI Loss: 110		RECORD	PCT. RANK	GAMES	SCHEDULE	OF SCHEDULE	RPI	RPI	RPI	RPI
DIV. I ONLY		17- 12	125	1- 1	134	119	120	120	15	15
DIV. I NON-CONF.		5- 4	139	0- 0	153	45	108	108	13	13
TOTALS		RPI 1-25	RPI 26-50	W-L RECORDS	RPI 51-100	RPI 101-999	RPI 150+			
17- 12	0- 1		0- 4	OVERALL	3- 3	14- 4	14- 4			
9- 4	0- 0		0- 1	HOME	2- 1	7- 2	7- 2			
8- 7	0- 1		0- 2	AWAY	1- 2	7- 2	7- 2			
0- 1	0- 0		0- 1	NEUTRAL	0- 0	0- 0	0- 0			
5- 4	0- 1		0- 1	NON-CONFERENCE	1- 1	4- 1	4- 1			
4- 0	0- 0		0- 0	HOME	1- 0	3- 0	3- 0			
1- 4	0- 1		0- 1	AWAY	0- 1	1- 1	1- 1			
0- 0	0- 0		0- 0	NEUTRAL	0- 0	0- 0	0- 0			
12- 8	0- 0		0- 3	CONFERENCE	2- 2	10- 3	10- 3			
5- 4	0- 0		0- 1	HOME	1- 1	4- 2	4- 2			
7- 3	0- 0		0- 1	AWAY	1- 1	6- 1	6- 1			
0- 1	0- 0		0- 1	NEUTRAL	0- 0	0- 0	0- 0			

RPI 1-25				RPI 26-50				RPI 51-100				RPI 101+ Team's RPI: 120			
RPI	S	Opponent	Score	RPI	S	Opponent	Score	RPI	S	Opponent	Score	RPI	S	Opponent	Score
23	A	Arizona St.	52 68	35	A	UCLA	80 89	53	A	Southern California	61 62	163	H	Santa Clara	80 53
				39	A	Boise St.	76 83	55	A	New Mexico	73 82	181	A	Utah St.	64 53
				39	H	Boise St.	60 72	55	H	New Mexico	77 70	181	H	Utah St.	70 59
				39	N	Boise St.	77 89	64	A	Wyoming	66 64	182	A	Eastern Wash.	68 58
								64	H	Wyoming	56 63	198	H	Milwaukee	65 48
								76	H	UT Arlington	70 61	204	A	UNLV	66 55
												204	H	UNLV	73 55
												208	A	San Diego St.	87 81
												208	H	San Diego St.	58 59
												222	A	Northern Ariz.	73 86
												244	A	Nevada	79 63
												244	H	Nevada	41 57
												281	A	Colorado St.	66 55
												281	H	Colorado St.	57 54
												297	A	Air Force	77 70
												298	A	San Jose St.	57 65
												298	H	San Jose St.	77 48
												316	H	Cal Poly	76 58
LAST 12 Division I GAMES:															
				204	A	UNLV	66 55	297	A	Air Force	77 70				
				39	N	Boise St.	77 89	55	H	New Mexico	77 70				
				298	A	San Jose St.	57 65	39	A	Boise St.	76 83				
				208	H	San Diego St.	58 59	204	H	UNLV	73 55				
				64	A	Wyoming	66 64	181	A	Utah St.	64 53				
				244	H	Nevada	41 57	55	A	New Mexico	73 82				

Non-Div I Games:	Stanislaus St.	86	51	Fresno Pacific	90	51
------------------	----------------	----	----	----------------	----	----

Fresno St.

■ Loss, ■ Non-Conf, S Site, H Home A Away N Neutral

Average RPI Win:	276	WON-LOST	WINNING	LAST 10	STRENGTH OF	OPP. STRENGTH	TEAM	ADJ.	CONF.	ADJ CONF.
Average RPI Loss:	150	RECORD	PCT. RANK	GAMES	SCHEDULE	OF SCHEDULE	RPI	RPI	RPI	RPI
DIV. I ONLY	18- 12	115	2- 1	326	247	191	191	28	28	
DIV. I NON-CONF.	7- 6	153	0- 0	274	205	209	209	25	25	
TOTALS	RPI 1-25	RPI 26-50	W-L RECORDS	RPI 51-100	RPI 101-999	RPI 150+				
18- 12	0- 2	0- 0	OVERALL	0- 1	18- 9	18- 5				
11- 2	0- 0	0- 0	HOME	0- 1	11- 1	11- 0				
4- 8	0- 2	0- 0	AWAY	0- 0	4- 6	4- 4				
3- 2	0- 0	0- 0	NEUTRAL	0- 0	3- 2	3- 1				
7- 6	0- 2	0- 0	NON-CONFERENCE	0- 1	7- 3	7- 2				
5- 1	0- 0	0- 0	HOME	0- 1	5- 0	5- 0				
1- 4	0- 2	0- 0	AWAY	0- 0	1- 2	1- 1				
1- 1	0- 0	0- 0	NEUTRAL	0- 0	1- 1	1- 1				
11- 6	0- 0	0- 0	CONFERENCE	0- 0	11- 6	11- 3				
6- 1	0- 0	0- 0	HOME	0- 0	6- 1	6- 0				
3- 4	0- 0	0- 0	AWAY	0- 0	3- 4	3- 3				
2- 1	0- 0	0- 0	NEUTRAL	0- 0	2- 1	2- 0				

RPI	S	Opponent	Score	RPI	S	Opponent	Score	RPI	S	Opponent	Score	RPI	S	Opponent	Score	Team's RPI: 191
8	A	Mississippi St.	41 106					66	H	Middle Tenn.	71 78	112	A	Georgia	38 61	
17	A	South Carolina	53 66									132	A	Mercer	62 66	
												132	H	Mercer	60 75	
												132	N	Mercer	63 66	
												169	A	Chattanooga	53 73	
												169	H	Chattanooga	61 54	
												169	N	Chattanooga	73 67	
												175	H	UNC Asheville	58 47	
												241	A	ETSU	70 75	
												241	H	ETSU	57 55	
												242	N	Western Ill.	78 85	
												246	H	Gardner-Webb	70 57	
												256	A	Wofford	75 84	
												256	H	Wofford	63 50	
												282	N	Fairfield	77 70	
												290	A	Samford	74 41	
												290	H	Samford	57 36	
												290	N	Samford	67 52	
												292	A	Kennesaw St.	63 74	
												296	A	Col. of Charleston	70 67	
												307	H	Fla. Atlantic	73 57	
												309	A	UNC Greensboro	59 49	
												309	H	UNC Greensboro	64 61	
												315	H	Presbyterian	76 68	
												341	A	Western Caro.	53 28	
												341	H	Western Caro.	65 55	
LAST 12 Division I GAMES:																
290	N	Samford	67 52	241	H	ETSU	57 55									
169	N	Chattanooga	73 67	169	H	Chattanooga	61 54									
132	N	Mercer	63 66	309	A	UNC Greensboro	59 49									
290	A	Samford	74 41	341	A	Western Caro.	53 28									
132	A	Mercer	62 66	132	H	Mercer	60 75									
256	A	Wofford	75 84	290	H	Samford	57 36									

Non-Div I Games: Coker 71 42 North Greenville 74 78

Furman

Loss, Non-Conf, S Site, H Home A Away N Neutral

F
u
r
m
a
n

RPI S Furman Score

Through Games Of March 17, 2019

RPI	S	Opponent	Score
343	H	USC Upstate	78 67

F
u
r
m
a
n

Furman

Ga. Southern

Through Games Of March 17, 2019

Average RPI Win:	266	WON-LOST	WINNING	LAST 10	STRENGTH OF	OPP. STRENGTH	TEAM	ADJ.	CONF.	ADJ CONF.
Average RPI Loss:	155	RECORD	PCT. RANK	GAMES	SCHEDULE	OF SCHEDULE	RPI	RPI	RPI	RPI
DIV. I ONLY	6- 22	311	0- 1	146	252	287	287	12	12	
DIV. I NON-CONF.	4- 6	212	0- 0	193	349	223	223	14	14	
TOTALS	RPI 1-25	RPI 26-50	W-L RECORDS	RPI 51-100	RPI 101-999	RPI 150+				
6- 22	0- 0	0- 0	OVERALL	0- 8	6- 14	6- 8				
3- 10	0- 0	0- 0	HOME	0- 3	3- 7	3- 4				
3- 12	0- 0	0- 0	AWAY	0- 5	3- 7	3- 4				
0- 0	0- 0	0- 0	NEUTRAL	0- 0	0- 0	0- 0				
4- 6	0- 0	0- 0	NON-CONFERENCE	0- 1	4- 5	4- 2				
2- 2	0- 0	0- 0	HOME	0- 0	2- 2	2- 1				
2- 4	0- 0	0- 0	AWAY	0- 1	2- 3	2- 1				
0- 0	0- 0	0- 0	NEUTRAL	0- 0	0- 0	0- 0				
2- 16	0- 0	0- 0	CONFERENCE	0- 7	2- 9	2- 6				
1- 8	0- 0	0- 0	HOME	0- 3	1- 5	1- 3				
1- 8	0- 0	0- 0	AWAY	0- 4	1- 4	1- 3				
0- 0	0- 0	0- 0	NEUTRAL	0- 0	0- 0	0- 0				

RPI 1-25			RPI 26-50			RPI 51-100				RPI 101+			Team's RPI: 287		
RPI	S	Opponent	Score	RPI	S	Opponent	Score	RPI	S	Opponent	Score	RPI	S	Opponent	Score
								61	A	Little Rock	51 80	112	A	Georgia	38 81
								73	A	Virginia Tech	49 78	130	H	Appalachian St.	52 70
								76	A	UT Arlington	48 81	132	H	Mercer	72 79
								76	H	UT Arlington	53 74	139	A	Stony Brook	43 72
								92	A	Troy	78 100	144	A	Georgia St.	66 73
								92	H	Troy	81 97	144	H	Georgia St.	66 83
								98	A	South Alabama	60 73	162	A	Texas St.	65 55
								98	H	South Alabama	53 69	162	H	Texas St.	52 64
												179	H	Coastal Caro.	73 76
												190	A	Arkansas St.	75 86
												201	H	Bethune-Cookman	77 76
												256	H	Wofford	65 81
												269	A	Louisiana	48 59
												269	H	Louisiana	79 71
												292	A	Kennesaw St.	59 78
												300	A	La.-Monroe	57 58
												300	H	La.-Monroe	62 80
												306	H	Winthrop	64 55
												315	A	Presbyterian	69 68
												345	A	Savannah St.	82 71
LAST 12 Division I GAMES:															
				144	A	Georgia St.	66 73					98	A	South Alabama	60 73
				190	A	Arkansas St.	75 86					300	H	La.-Monroe	62 80
				61	A	Little Rock	51 80					269	H	Louisiana	79 71
				130	H	Appalachian St.	52 70					144	H	Georgia St.	66 83
				179	H	Coastal Caro.	73 76					162	A	Texas St.	65 55
				92	A	Troy	78 100					76	A	UT Arlington	48 81

Non-Div I Games: Coastal Ga. 68 46

Ga. Southern

■ Loss,
 ■ Non-Conf,
 ■ S Site,
 ■ Home
 ■ A Away
 N Neutral

Gardner-Webb

Through Games Of March 17, 2019

Average RPI Win:	270	WON-LOST	WINNING	LAST 10	STRENGTH OF	OPP. STRENGTH	TEAM	ADJ.	CONF.	ADJ CONF.
Average RPI Loss:	187	RECORD	PCT. RANK	GAMES	SCHEDULE	OF SCHEDULE	RPI	RPI	RPI	RPI
DIV. I ONLY	13- 15	197	0- 1	300	304	246	246	27	27	
DIV. I NON-CONF.	3- 6	241	0- 0	208	276	233	233	29	29	
TOTALS	RPI 1-25	RPI 26-50	W-L RECORDS	RPI 51-100	RPI 101-999	RPI 150+				
13- 15	0- 0	0- 0	OVERALL	0- 2	13- 13	12- 9				
7- 5	0- 0	0- 0	HOME	0- 0	7- 5	6- 3				
6- 10	0- 0	0- 0	AWAY	0- 2	6- 8	6- 6				
0- 0	0- 0	0- 0	NEUTRAL	0- 0	0- 0	0- 0				
3- 6	0- 0	0- 0	NON-CONFERENCE	0- 1	3- 5	2- 3				
1- 2	0- 0	0- 0	HOME	0- 0	1- 2	0- 1				
2- 4	0- 0	0- 0	AWAY	0- 1	2- 3	2- 2				
0- 0	0- 0	0- 0	NEUTRAL	0- 0	0- 0	0- 0				
10- 9	0- 0	0- 0	CONFERENCE	0- 1	10- 8	10- 6				
6- 3	0- 0	0- 0	HOME	0- 0	6- 3	6- 2				
4- 6	0- 0	0- 0	AWAY	0- 1	4- 5	4- 4				
0- 0	0- 0	0- 0	NEUTRAL	0- 0	0- 0	0- 0				

RPI S	Opponent	Score	RPI S	Opponent	Score	RPI S	Opponent	Score	RPI S	Opponent	Score	Team's RPI: 246
						65	A Drexel	48 65	114	A High Point	70 78	
						75	A Radford	69 79	114	H High Point	61 78	
									131	H Morehead St.	69 84	
									138	A Delaware	45 69	
									150	H Davidson	54 49	
									175	A UNC Asheville	56 72	
									175	H UNC Asheville	69 59	
									191	A Furman	57 70	
									194	A Campbell	52 38	
									194	H Campbell	63 69	
									203	A Hampton	80 82	
									203	H Hampton	68 46	
									213	A Florida	60 58	
									220	H Mt. St. Mary's	62 69	
									256	A Wofford	53 59	
									280	A Charleston So.	58 66	
									280	H Charleston So.	75 65	
									306	A Winthrop	65 52	
									306	H Winthrop	62 64	
									315	A Presbyterian	66 58	
									315	H Presbyterian	67 62	
									338	A Longwood	79 85	
									338	H Longwood	80 78	
									341	A Western Caro.	62 52	
									343	A USC Upstate	75 67	
									343	H USC Upstate	92 72	
LAST 12 Division I GAMES:												
			175	A UNC Asheville	56 72				194	H Campbell	63 69	
			343	A USC Upstate	75 67				306	A Winthrop	65 52	
			315	H Presbyterian	67 62				338	H Longwood	80 78	
			280	A Charleston So.	58 66				75	A Radford	69 79	
			114	A High Point	70 78				338	A Longwood	79 85	
			203	H Hampton	68 46				280	H Charleston So.	75 65	

Non-Div I Games: Converse 79 51 Pfeiffer 82 46 Warren Wilson 100 37

Gardner-Webb

Loss, Non-Conf, S Site, H Home A Away N Neutral

George Mason

Through Games Of March 17, 2019

Average RPI Win:	239	WON-LOST	WINNING	LAST 10	STRENGTH OF	OPP. STRENGTH	TEAM	ADJ.	CONF.	ADJ CONF.
Average RPI Loss:	168	RECORD	PCT. RANK	GAMES	SCHEDULE	OF SCHEDULE	RPI	RPI	RPI	RPI
DIV. I ONLY	16- 14	148	0- 1	335	156	227	227	17	17	
DIV. I NON-CONF.	8- 5	119	0- 0	315	175	185	185	16	16	
TOTALS	RPI 1-25	RPI 26-50	W-L RECORDS	RPI 51-100	RPI 101-999	RPI 150+				
16- 14	0- 0	0- 0	OVERALL	0- 3	16- 11	14- 7				
10- 5	0- 0	0- 0	HOME	0- 1	10- 4	8- 2				
6- 9	0- 0	0- 0	AWAY	0- 2	6- 7	6- 5				
0- 0	0- 0	0- 0	NEUTRAL	0- 0	0- 0	0- 0				
8- 5	0- 0	0- 0	NON-CONFERENCE	0- 1	8- 4	7- 2				
5- 1	0- 0	0- 0	HOME	0- 0	5- 1	4- 0				
3- 4	0- 0	0- 0	AWAY	0- 1	3- 3	3- 2				
0- 0	0- 0	0- 0	NEUTRAL	0- 0	0- 0	0- 0				
8- 9	0- 0	0- 0	CONFERENCE	0- 2	8- 7	7- 5				
5- 4	0- 0	0- 0	HOME	0- 1	5- 3	4- 2				
3- 5	0- 0	0- 0	AWAY	0- 1	3- 4	3- 3				
0- 0	0- 0	0- 0	NEUTRAL	0- 0	0- 0	0- 0				

RPI S	Opponent	Score	RPI S	Opponent	Score	RPI S	Opponent	Score	RPI S	Opponent	Score	Team's RPI: 227
						71	A American	71 86	111	H Houston	56 66	
						82	A Fordham	53 64	119	H Dayton	54 51	
						91	H VCU	38 62	136	A Washington	52 81	
									137	H Duquesne	57 60	
									138	H Delaware	72 46	
									150	A Davidson	59 67	
									151	A Kansas	56 77	
									184	A Saint Louis	53 60	
									205	H UMES	70 49	
									206	A Massachusetts	70 52	
									206	H Massachusetts	80 86	
									216	A George Washington	64 60	
									216	H George Washington	61 46	
									228	A UMKC	91 84	
									230	A Howard	59 73	
									236	H Saint Joseph's	68 59	
									250	H Colgate	64 61	
									260	H Rhode Island	75 69	
									262	A St. Bonaventure	55 64	
									262	H St. Bonaventure	57 68	
									267	H Loyola Maryland	70 38	
									275	A Richmond	67 52	
									284	A La Salle	71 77	
									284	H La Salle	59 42	
									296	H Col. of Charleston	66 52	
									297	A Air Force	78 71	
LAST 12 Division I GAMES:												
206	H	Massachusetts	80	86	284	H	La Salle	59	42			
284	A	La Salle	71	77	82	A	Fordham	53	64			
236	H	Saint Joseph's	68	59	216	H	George Washington	61	46			
119	H	Dayton	54	51	262	A	St. Bonaventure	55	64			
275	A	Richmond	67	52	184	A	Saint Louis	53	60			
91	H	VCU	38	62	260	H	Rhode Island	75	69			

Non-Div I Games:

George Mason

■ Loss,
 ■ Non-Conf,
 ■ S Site,
 ■ H Home
 ■ A Away
 N Neutral

RPI	S	Opponent	Score
333	A	Eastern Ky.	91 75

G
e
o
r
g
e
M
a
s
o
n

G
e
o
r
g
e
M
a
s
o
n

George Mason

George Washington

Through Games Of March 17, 2019

Average RPI Win:	174	WON-LOST	WINNING	LAST 10	STRENGTH OF	OPP. STRENGTH	TEAM	ADJ.	CONF.	ADJ CONF.
Average RPI Loss:	150	RECORD	PCT. RANK	GAMES	SCHEDULE	OF SCHEDULE	RPI	RPI	RPI	RPI
DIV. I ONLY	10- 20	262	0- 1	107	144	216	216	17	17	
DIV. I NON-CONF.	3- 10	278	0- 0	39	75	216	216	16	16	
TOTALS	RPI 1-25	RPI 26-50	W-L RECORDS	RPI 51-100	RPI 101-999	RPI 150+				
10- 20	0- 2	1- 1	OVERALL	1- 3	8- 14	5- 9				
6- 9	0- 1	1- 0	HOME	1- 2	4- 6	2- 3				
4- 9	0- 0	0- 1	AWAY	0- 0	4- 8	3- 6				
0- 2	0- 1	0- 0	NEUTRAL	0- 1	0- 0	0- 0				
3- 10	0- 2	1- 1	NON-CONFERENCE	0- 2	2- 5	1- 3				
3- 4	0- 1	1- 0	HOME	0- 1	2- 2	1- 1				
0- 4	0- 0	0- 1	AWAY	0- 0	0- 3	0- 2				
0- 2	0- 1	0- 0	NEUTRAL	0- 1	0- 0	0- 0				
7- 10	0- 0	0- 0	CONFERENCE	1- 1	6- 9	4- 6				
3- 5	0- 0	0- 0	HOME	1- 1	2- 4	1- 2				
4- 5	0- 0	0- 0	AWAY	0- 0	4- 5	3- 4				
0- 0	0- 0	0- 0	NEUTRAL	0- 0	0- 0	0- 0				

RPI 1-25				RPI 26-50				RPI 51-100				RPI 101+ Team's RPI: 216			
RPI	S	Opponent	Score	RPI	S	Opponent	Score	RPI	S	Opponent	Score	RPI	S	Opponent	Score
9	N	NC State	61 69	36	A	James Madison	37 50	56	H	Villanova	45 60	107	H	Towson	76 63
14	H	Maryland	30 69	44	H	Princeton	64 49	68	N	Georgia Tech	55 70	115	A	South Fla.	30 63
								82	H	Fordham	38 50	119	A	Dayton	53 62
								91	H	VCU	57 48	119	H	Dayton	46 45
												132	H	Mercer	53 61
												137	A	Duquesne	55 54
												137	H	Duquesne	53 64
												150	H	Davidson	42 62
												161	A	William & Mary	59 73
												184	A	Saint Louis	44 60
												206	A	Massachusetts	66 59
												215	H	Monmouth	51 55
												227	A	George Mason	46 61
												227	H	George Mason	60 64
												232	H	Memphis	51 38
												236	A	Saint Joseph's	49 61
												236	H	Saint Joseph's	38 41
												260	A	Rhode Island	64 59
												262	H	St. Bonaventure	57 44
												275	A	Richmond	48 56
												284	A	La Salle	67 59
												324	A	Iona	43 52
LAST 12 Division I GAMES:															
236	A	Saint Joseph's	49 61	236	H	Saint Joseph's	38 41								
275	A	Richmond	48 56	227	A	George Mason	46 61								
137	H	Duquesne	53 64	184	A	Saint Louis	44 60								
262	H	St. Bonaventure	57 44	150	H	Davidson	42 62								
206	A	Massachusetts	66 59	137	A	Duquesne	55 54								
119	A	Dayton	53 62	91	H	VCU	57 48								

Non-Div I Games:

George Washington

■ Loss,
 ■ Non-Conf,
 ■ S Site,
 ■ H Home
 ■ A Away
 N Neutral

Georgetown

Through Games Of March 17, 2019

Average RPI Win:	146	WON-LOST	WINNING	LAST 10	STRENGTH OF	OPP. STRENGTH	TEAM	ADJ.	CONF.	ADJ CONF.
Average RPI Loss:	48	RECORD	PCT. RANK	GAMES	SCHEDULE	OF SCHEDULE	RPI	RPI	RPI	RPI
DIV. I ONLY	16- 15	163	1- 0	18	55	70	70	6	6	
DIV. I NON-CONF.	6- 5	143	0- 0	19	51	69	69	4	4	
TOTALS	RPI 1-25	RPI 26-50	W-L RECORDS	RPI 51-100	RPI 101-999	RPI 150+				
16- 15	0- 8	0- 1	OVERALL	5- 4	11- 2	6- 0				
10- 5	0- 3	0- 0	HOME	3- 2	7- 0	3- 0				
5- 7	0- 2	0- 1	AWAY	1- 2	4- 2	3- 0				
1- 3	0- 3	0- 0	NEUTRAL	1- 0	0- 0	0- 0				
6- 5	0- 3	0- 1	NON-CONFERENCE	1- 1	5- 0	4- 0				
4- 2	0- 1	0- 0	HOME	1- 1	3- 0	2- 0				
2- 1	0- 0	0- 1	AWAY	0- 0	2- 0	2- 0				
0- 2	0- 2	0- 0	NEUTRAL	0- 0	0- 0	0- 0				
10- 10	0- 5	0- 0	CONFERENCE	4- 3	6- 2	2- 0				
6- 3	0- 2	0- 0	HOME	2- 1	4- 0	1- 0				
3- 6	0- 2	0- 0	AWAY	1- 2	2- 2	1- 0				
1- 1	0- 1	0- 0	NEUTRAL	1- 0	0- 0	0- 0				

RPI 1-25				RPI 26-50				RPI 51-100				RPI 101+			
RPI	S	Opponent	Score	RPI	S	Opponent	Score	RPI	S	Opponent	Score	RPI	S	Opponent	Score
2	N	Baylor	46 67	36	A	James Madison	57 69	56	A	Villanova	43 91	117	A	St. John's (NY)	51 59
9	H	NC State	65 76					56	H	Villanova	68 63	117	H	St. John's (NY)	82 80
12	A	Marquette	52 59					56	N	Villanova	76 67	121	A	Providence	68 52
12	H	Marquette	62 72					74	A	Butler	72 42	121	H	Providence	61 56
12	N	Marquette	62 75					74	H	Butler	50 59	128	H	Pittsburgh	70 41
18	A	DePaul	71 76					82	H	Fordham	58 38	142	A	Seton Hall	63 76
18	H	DePaul	64 69					91	H	VCU	45 47	142	H	Seton Hall	51 43
25	N	Buffalo	64 73					93	A	Creighton	38 65	168	A	Rider	79 49
								93	H	Creighton	62 53	205	H	UMES	74 55
												218	A	Xavier	67 64
												218	H	Xavier	68 61
												267	H	Loyola Maryland	45 30
												275	A	Richmond	73 53
LAST 12 Division I GAMES:															
		56 N Villanova	76 67			56 A Villanova	43 91								
		12 N Marquette	62 75			18 A DePaul	71 76								
		218 A Xavier	67 64			12 A Marquette	52 59								
		74 A Butler	72 42			121 H Providence	61 56								
		117 H St. John's (NY)	82 80			93 H Creighton	62 53								
		142 H Seton Hall	51 43			142 A Seton Hall	63 76								

Non-Div I Games:

Georgetown

■ Loss,
 ■ Non-Conf, S Site,
 ■ Home
 ■ Away
 N Neutral

Average RPI Win:	207	WON-LOST	WINNING	LAST 10	STRENGTH OF	OPP. STRENGTH	TEAM	ADJ.	CONF.	ADJ CONF.
Average RPI Loss:	45	RECORD	PCT. RANK	GAMES	SCHEDULE	OF SCHEDULE	RPI	RPI	RPI	RPI
DIV. I ONLY	18- 12	115	0- 1	118	77	112	112	5	5	
DIV. I NON-CONF.	9- 4	85	0- 0	239	249	137	137	5	5	
TOTALS	RPI 1-25	RPI 26-50	W-L RECORDS	RPI 51-100	RPI 101-999	RPI 150+				
18- 12	0- 5	0- 3	OVERALL	4- 3	14- 1	13- 1				
13- 3	0- 2	0- 0	HOME	3- 0	10- 1	9- 1				
4- 7	0- 2	0- 3	AWAY	1- 2	3- 0	3- 0				
1- 2	0- 1	0- 0	NEUTRAL	0- 1	1- 0	1- 0				
9- 4	0- 1	0- 1	NON-CONFERENCE	0- 2	9- 0	8- 0				
8- 0	0- 0	0- 0	HOME	0- 0	8- 0	7- 0				
0- 3	0- 0	0- 1	AWAY	0- 2	0- 0	0- 0				
1- 1	0- 1	0- 0	NEUTRAL	0- 0	1- 0	1- 0				
9- 8	0- 4	0- 2	CONFERENCE	4- 1	5- 1	5- 1				
5- 3	0- 2	0- 0	HOME	3- 0	2- 1	2- 1				
4- 4	0- 2	0- 2	AWAY	1- 0	3- 0	3- 0				
0- 1	0- 0	0- 0	NEUTRAL	0- 1	0- 0	0- 0				

RPI	S	Opponent	Score	RPI	S	Opponent	Score	RPI	S	Opponent	Score	RPI	S	Opponent	Score	Team's RPI: 112
8	A	Mississippi St.	71 80	30	A	Missouri	35 61	56	A	Villanova	56 62	132	H	Mercer	67 60	
14	N	Maryland	51 58	35	A	UCLA	69 80	60	H	Tennessee	66 62	157	A	Alabama	76 67	
16	H	Texas A&M	66 76	50	A	Auburn	58 59	67	A	Arkansas	80 72	157	H	Alabama	53 58	
17	A	South Carolina	57 65					67	H	Arkansas	93 83	191	H	Furman	61 38	
22	H	Kentucky	53 58					67	N	Arkansas	76 86	209	A	Vanderbilt	71 64	
								68	A	Georgia Tech	53 63	213	A	Florida	69 57	
								85	H	LSU	63 50	213	H	Florida	93 58	
												239	H	Ole Miss	78 56	
												262	H	St. Bonaventure	67 40	
												280	H	Charleston So.	83 75	
												287	H	Ga. Southern	81 38	
												306	H	Winthrop	85 39	
												311	N	Morgan St.	60 33	
												315	H	Presbyterian	83 59	
												330	H	Lipscomb	77 45	
LAST 12 Division I GAMES:																
67	N	Arkansas	76 86	17	A	South Carolina	57 65									
22	H	Kentucky	53 58	213	H	Florida	93 58									
213	A	Florida	69 57	50	A	Auburn	58 59									
157	A	Alabama	76 67	67	A	Arkansas	80 72									
67	H	Arkansas	93 83	157	H	Alabama	53 58									
239	H	Ole Miss	78 56	16	H	Texas A&M	66 76									

Non-Div I Games:

Georgia

■ Loss,
 ■ Non-Conf,
 ■ S Site,
 ■ H Home
 ■ A Away
 N Neutral

Average RPI Win: 232		WON-LOST	WINNING	LAST 10	STRENGTH OF	OPP. STRENGTH	TEAM	ADJ.	CONF.	ADJ CONF.
Average RPI Loss: 114		RECORD	PCT. RANK	GAMES	SCHEDULE	OF SCHEDULE	RPI	RPI	RPI	RPI
DIV. I ONLY		17- 13	131	0- 1	182	179	144	144	12	12
DIV. I NON-CONF.		6- 5	143	0- 0	215	248	166	166	14	14
TOTALS		RPI 1-25	RPI 26-50	W-L RECORDS	RPI 51-100	RPI 101-999	RPI 150+			
17- 13	0- 1		0- 1	OVERALL	3- 6	14- 5	13- 4			
10- 4	0- 0		0- 0	HOME	2- 2	8- 2	7- 2			
7- 8	0- 1		0- 1	AWAY	1- 4	6- 2	6- 2			
0- 1	0- 0		0- 0	NEUTRAL	0- 0	0- 1	0- 0			
6- 5	0- 1		0- 1	NON-CONFERENCE	0- 2	6- 1	6- 1			
4- 1	0- 0		0- 0	HOME	0- 1	4- 0	4- 0			
2- 4	0- 1		0- 1	AWAY	0- 1	2- 1	2- 1			
0- 0	0- 0		0- 0	NEUTRAL	0- 0	0- 0	0- 0			
11- 8	0- 0		0- 0	CONFERENCE	3- 4	8- 4	7- 3			
6- 3	0- 0		0- 0	HOME	2- 1	4- 2	3- 2			
5- 4	0- 0		0- 0	AWAY	1- 3	4- 1	4- 1			
0- 1	0- 0		0- 0	NEUTRAL	0- 0	0- 1	0- 0			

RPI 1-25				RPI 26-50				RPI 51-100				RPI 101+				Team's RPI: 144	
RPI	S	Opponent	Score	RPI	S	Opponent	Score	RPI	S	Opponent	Score	RPI	S	Opponent	Score		
21	A	Florida St.	43 79	31	A	Rice	49 66	61	A	Little Rock	50 82	130	H	Appalachian St.	85 75		
								66	A	Middle Tenn.	54 69	130	N	Appalachian St.	45 47		
								68	H	Georgia Tech	71 78	162	A	Texas St.	57 34		
								76	A	UT Arlington	45 69	162	H	Texas St.	60 69		
								76	H	UT Arlington	50 48	179	H	Coastal Caro.	62 67		
								92	A	Troy	85 70	190	A	Arkansas St.	64 62		
								92	H	Troy	84 80	201	H	Bethune-Cookman	62 57		
								98	A	South Alabama	59 62	217	A	Jacksonville St.	56 61		
								98	H	South Alabama	59 68	269	A	Louisiana	54 57		
												269	H	Louisiana	74 71		
												287	A	Ga. Southern	83 66		
												287	H	Ga. Southern	73 66		
												292	H	Kennesaw St.	79 73		
												300	A	La.-Monroe	56 41		
												300	H	La.-Monroe	68 46		
												307	A	Fla. Atlantic	75 59		
												309	H	UNC Greensboro	70 63		
												322	A	FIU	67 61		
												335	H	N.C. Central	65 54		
LAST 12 Division I GAMES:																	
				130	N	Appalachian St.	45 47	98	A	South Alabama	59 62						
				287	H	Ga. Southern	73 66	92	A	Troy	85 70						
				61	A	Little Rock	50 82	269	H	Louisiana	74 71						
				190	A	Arkansas St.	64 62	300	H	La.-Monroe	68 46						
				179	H	Coastal Caro.	62 67	287	A	Ga. Southern	83 66						
				130	H	Appalachian St.	85 75	76	A	UT Arlington	45 69						

Non-Div I Games:

Georgia St.

■ Loss, ■ Non-Conf, S Site, H Home A Away N Neutral

Average RPI Win:	155	WON-LOST	WINNING	LAST 10	STRENGTH OF	OPP. STRENGTH	TEAM	ADJ.	CONF.	ADJ CONF.
Average RPI Loss:	40	RECORD	PCT. RANK	GAMES	SCHEDULE	OF SCHEDULE	RPI	RPI	RPI	RPI
DIV. I ONLY	17- 13	131	0- 1	47	20	68	68	1	1	
DIV. I NON-CONF.	10- 3	59	0- 0	181	178	71	71	1	1	
TOTALS	RPI 1-25	RPI 26-50	W-L RECORDS	RPI 51-100	RPI 101-999	RPI 150+				
17- 13	1- 7	0- 2	OVERALL	3- 2	13- 2	5- 0				
11- 3	1- 3	0- 0	HOME	3- 0	7- 0	4- 0				
3- 8	0- 4	0- 1	AWAY	0- 2	3- 1	0- 0				
3- 2	0- 0	0- 1	NEUTRAL	0- 0	3- 1	1- 0				
10- 3	0- 1	0- 0	NON-CONFERENCE	0- 0	10- 2	5- 0				
6- 0	0- 0	0- 0	HOME	0- 0	6- 0	4- 0				
1- 2	0- 1	0- 0	AWAY	0- 0	1- 1	0- 0				
3- 1	0- 0	0- 0	NEUTRAL	0- 0	3- 1	1- 0				
7- 10	1- 6	0- 2	CONFERENCE	3- 2	3- 0	0- 0				
5- 3	1- 3	0- 0	HOME	3- 0	1- 0	0- 0				
2- 6	0- 3	0- 1	AWAY	0- 2	2- 0	0- 0				
0- 1	0- 0	0- 1	NEUTRAL	0- 0	0- 0	0- 0				

RPI S	Opponent	Score	RPI S	Opponent	Score	RPI S	Opponent	Score	RPI S	Opponent	Score
1	A Notre Dame	50 90	38	A North Carolina	90 91	51	A Clemson	61 71	109	N Idaho St.	74 51
1	H Notre Dame	55 76	38	N North Carolina	73 80	51	H Clemson	75 53	111	A Houston	89 95
3	A Louisville	44 61				73	H Virginia Tech	76 68	112	H Georgia	63 53
9	H NC State	60 68				79	H Duke	70 64	119	N Dayton	66 85
10	H Syracuse	65 55				97	A Virginia	45 53	128	H Pittsburgh	67 55
14	A Maryland	54 67							130	H Appalachian St.	71 53
19	A Miami (FL)	56 69							134	A Boston College	81 76
21	H Florida St.	55 64							142	N Seton Hall	84 73
									144	A Georgia St.	78 71
									147	A Wake Forest	60 46
									216	N George Washington	70 55
									256	H Wofford	81 40
									268	H Alabama St.	69 42
									292	H Kennesaw St.	60 35
									341	H Western Caro.	84 49
LAST 12 Division I GAMES:											
38	N North Carolina	73 80	147	A Wake Forest	60 46						
21	H Florida St.	55 64	128	H Pittsburgh	67 55						
19	A Miami (FL)	56 69	1	A Notre Dame	50 90						
97	A Virginia	45 53	38	A North Carolina	90 91						
51	H Clemson	75 53	9	H NC State	60 68						
73	H Virginia Tech	76 68	10	H Syracuse	65 55						

Non-Div I Games:

Georgia Tech

■ Loss,
■ Non-Conf,
■ S Site,
■ H Home
■ A Away
N Neutral

Gonzaga

Through Games Of March 17, 2019

Average RPI Win:	139	WON-LOST	WINNING	LAST 10	STRENGTH OF	OPP. STRENGTH	TEAM	ADJ.	CONF.	ADJ CONF.
Average RPI Loss:	20	RECORD	PCT. RANK	GAMES	SCHEDULE	OF SCHEDULE	RPI	RPI	RPI	RPI
DIV. I ONLY	28- 4	7	1- 1	52	68	13	13	7	7	
DIV. I NON-CONF.	11- 1	13	0- 0	51	5	11	11	7	7	
TOTALS	RPI 1-25	RPI 26-50	W-L RECORDS	RPI 51-100	RPI 101-999	RPI 150+				
28- 4	1- 1	4- 3	OVERALL	5- 0	18- 0	13- 0				
14- 1	1- 0	1- 1	HOME	2- 0	10- 0	7- 0				
11- 1	0- 0	1- 1	AWAY	2- 0	8- 0	6- 0				
3- 2	0- 1	2- 1	NEUTRAL	1- 0	0- 0	0- 0				
11- 1	1- 1	1- 0	NON-CONFERENCE	3- 0	6- 0	5- 0				
6- 0	1- 0	0- 0	HOME	1- 0	4- 0	3- 0				
3- 0	0- 0	0- 0	AWAY	1- 0	2- 0	2- 0				
2- 1	0- 1	1- 0	NEUTRAL	1- 0	0- 0	0- 0				
17- 3	0- 0	3- 3	CONFERENCE	2- 0	12- 0	8- 0				
8- 1	0- 0	1- 1	HOME	1- 0	6- 0	4- 0				
8- 1	0- 0	1- 1	AWAY	1- 0	6- 0	4- 0				
1- 1	0- 0	1- 1	NEUTRAL	0- 0	0- 0	0- 0				

RPI 1-25				RPI 26-50				RPI 51-100				RPI 101+			
RPI	S	Opponent	Score	RPI	S	Opponent	Score	RPI	S	Opponent	Score	RPI	S	Opponent	Score
1	N	Notre Dame	65 81	26	A	BYU	68 70	52	A	Missouri St.	70 67	102	A	Pacific	63 51
4	H	Stanford	79 73	26	H	BYU	64 66	84	H	Idaho	88 51	102	H	Pacific	88 65
				26	N	BYU	68 82	95	N	Western Ky.	76 55	104	A	Loyola Marymount	78 53
				29	N	Rutgers	57 40	99	A	Pepperdine	79 54	104	H	Loyola Marymount	68 58
				49	A	Saint Mary's (CA)	66 52	99	H	Pepperdine	83 60	109	H	Idaho St.	70 51
				49	H	Saint Mary's (CA)	74 62					158	H	Washington St.	76 53
				49	N	Saint Mary's (CA)	78 77					163	A	Santa Clara	74 61
												163	H	Santa Clara	78 61
												182	A	Eastern Wash.	63 51
												187	H	Montana	76 52
												189	A	Portland	93 62
												189	H	Portland	97 71
												204	A	UNLV	70 59
												252	A	San Francisco	64 44
												252	H	San Francisco	78 51
												273	A	San Diego	86 61
												273	H	San Diego	71 44
												281	H	Colorado St.	50 39
LAST 12 Division I GAMES:															
				49	N	Saint Mary's (CA)	78 77	252	A	San Francisco	64 44				
				26	N	BYU	68 82	163	A	Santa Clara	74 61				
				95	N	Western Ky.	76 55	26	H	BYU	64 66				
				29	N	Rutgers	57 40	273	H	San Diego	71 44				
				104	H	Loyola Marymount	68 58	189	A	Portland	93 62				
				99	H	Pepperdine	83 60	49	A	Saint Mary's (CA)	66 52				

Non-Div I Games:

Gonzaga

■ Loss,
 ■ Non-Conf, S Site,
 ■ Home
 ■ Away
 N Neutral

Grambling

Through Games Of March 17, 2019

Average RPI Win:	253	WON-LOST	WINNING	LAST 10	STRENGTH OF	OPP. STRENGTH	TEAM	ADJ.	CONF.	ADJ CONF.
Average RPI Loss:	175	RECORD	PCT. RANK	GAMES	SCHEDULE	OF SCHEDULE	RPI	RPI	RPI	RPI
DIV. I ONLY	16- 16	167	1- 1	283	295	207	207	29	29	
DIV. I NON-CONF.	3- 9	271	0- 0	114	83	207	207	28	28	
TOTALS	RPI 1-25	RPI 26-50	W-L RECORDS	RPI 51-100	RPI 101-999	RPI 150+				
16- 16	0- 0	1- 2	OVERALL	0- 1	15- 13	14- 11				
8- 3	0- 0	0- 0	HOME	0- 0	8- 3	8- 3				
6- 11	0- 0	0- 1	AWAY	0- 1	6- 9	6- 7				
2- 2	0- 0	1- 1	NEUTRAL	0- 0	1- 1	0- 1				
3- 9	0- 0	1- 2	NON-CONFERENCE	0- 1	2- 6	1- 4				
1- 0	0- 0	0- 0	HOME	0- 0	1- 0	1- 0				
0- 8	0- 0	0- 1	AWAY	0- 1	0- 6	0- 4				
2- 1	0- 0	1- 1	NEUTRAL	0- 0	1- 0	0- 0				
13- 7	0- 0	0- 0	CONFERENCE	0- 0	13- 7	13- 7				
7- 3	0- 0	0- 0	HOME	0- 0	7- 3	7- 3				
6- 3	0- 0	0- 0	AWAY	0- 0	6- 3	6- 3				
0- 1	0- 0	0- 0	NEUTRAL	0- 0	0- 1	0- 1				

RPI S	Opponent	Score	RPI S	Opponent	Score	RPI S	Opponent	Score	RPI S	Opponent	Score	Team's RPI: 207
40 N	South Dakota	53 67	76 A	UT Arlington	54 78	104 N	Loyola Marymount	62 61				
48 N	Indiana	65 62				115 A	South Fla.	50 67				
50 A	Auburn	48 97				143 A	Oklahoma St.	40 86				
						151 A	Kansas	45 76				
						152 A	Southern U.	65 71				
						152 H	Southern U.	81 86				
						152 N	Southern U.	69 71				
						157 A	Alabama	55 73				
						188 A	Prairie View	64 63				
						188 H	Prairie View	73 57				
						196 A	Southern Miss.	47 68				
						226 A	Texas Southern	75 67				
						226 H	Texas Southern	72 55				
						226 H	Texas Southern	72 61				
						247 A	Jackson St.	60 89				
						247 H	Jackson St.	74 77				
						257 A	Wichita St.	61 70				
						268 A	Alabama St.	80 72				
						268 H	Alabama St.	63 45				
						301 A	Alabama A&M	63 51				
						301 H	Alabama A&M	71 61				
						312 H	McNeese	75 51				
						329 A	Mississippi Val.	61 79				
						329 H	Mississippi Val.	52 54				
						349 A	Ark.-Pine Bluff	67 57				
						349 H	Ark.-Pine Bluff	77 57				
LAST 12 Division I GAMES:												
226 H	Texas Southern	72 61	247 A	Jackson St.	60 89							
152 N	Southern U.	69 71	188 H	Prairie View	73 57							
301 H	Alabama A&M	71 61	226 H	Texas Southern	72 55							
268 H	Alabama St.	63 45	350 A	Alcorn	79 63							
329 A	Mississippi Val.	61 79	152 A	Southern U.	65 71							
349 A	Ark.-Pine Bluff	67 57	329 H	Mississippi Val.	52 54							

Non-Div I Games:

Grambling

■ Loss,
 ■ Non-Conf,
 ■ S Site,
 ■ Home
 ■ A Away
 N Neutral

RPI	S	Opponent	Score	
350	A	Alcorn	79	63
350	H	Alcorn	61	56

G
r
a
m
b
l
i
n
g

G
r
a
m
b
l
i
n
g

Grambling

Average RPI Win: 282		WON-LOST	WINNING	LAST 10	STRENGTH OF	OPP. STRENGTH	TEAM	ADJ.	CONF.	ADJ CONF.
Average RPI Loss: 230		RECORD	PCT. RANK	GAMES	SCHEDULE	OF SCHEDULE	RPI	RPI	RPI	RPI
DIV. I ONLY		7- 20	295	0- 1	343	328	342	342	30	30
DIV. I NON-CONF.		2- 8	293	0- 0	325	286	344	344	30	30
TOTALS	RPI 1-25	RPI 26-50		W-L RECORDS		RPI 51-100	RPI 101-999	RPI 150+		
7- 20	0- 0	0- 0		OVERALL		0- 0	7- 20	6- 17		
6- 7	0- 0	0- 0		HOME		0- 0	6- 7	5- 6		
1- 12	0- 0	0- 0		AWAY		0- 0	1- 12	1- 10		
0- 1	0- 0	0- 0		NEUTRAL		0- 0	0- 1	0- 1		
2- 8	0- 0	0- 0		NON-CONFERENCE		0- 0	2- 8	2- 6		
2- 3	0- 0	0- 0		HOME		0- 0	2- 3	2- 2		
0- 5	0- 0	0- 0		AWAY		0- 0	0- 5	0- 4		
0- 0	0- 0	0- 0		NEUTRAL		0- 0	0- 0	0- 0		
5- 12	0- 0	0- 0		CONFERENCE		0- 0	5- 12	4- 11		
4- 4	0- 0	0- 0		HOME		0- 0	4- 4	3- 4		
1- 7	0- 0	0- 0		AWAY		0- 0	1- 7	1- 6		
0- 1	0- 0	0- 0		NEUTRAL		0- 0	0- 1	0- 1		

[illegible]

Non-Div I Games:

Grand Canyon

Loss, Non-Conf, S Site, H Home A Away N Neutral

RPI	S	Opponent	Score
351	H	LIU Brooklyn	65 62

G
r
a
n
d
C
a
n
y
o
n

G
r
a
n
d
C
a
n
y
o
n

Grand Canyon

Average RPI Win:	216	WON-LOST	WINNING	LAST 10	STRENGTH OF	OPP. STRENGTH	TEAM	ADJ.	CONF.	ADJ CONF.
Average RPI Loss:	65	RECORD	PCT. RANK	GAMES	SCHEDULE	OF SCHEDULE	RPI	RPI	RPI	RPI
DIV. I ONLY	21- 9	61	1- 0	106	188	69	69	21	21	
DIV. I NON-CONF.	4- 5	190	0- 0	3	17	36	36	19	19	
TOTALS	RPI 1-25	RPI 26-50	W-L RECORDS	RPI 51-100	RPI 101-999	RPI 150+				
21- 9	0- 2	1- 2	OVERALL	2- 2	18- 3	14- 0				
12- 2	0- 0	0- 0	HOME	2- 0	10- 2	8- 0				
8- 6	0- 2	1- 2	AWAY	0- 1	7- 1	6- 0				
1- 1	0- 0	0- 0	NEUTRAL	0- 1	1- 0	0- 0				
4- 5	0- 2	1- 2	NON-CONFERENCE	1- 0	2- 1	1- 0				
3- 1	0- 0	0- 0	HOME	1- 0	2- 1	1- 0				
1- 4	0- 2	1- 2	AWAY	0- 0	0- 0	0- 0				
0- 0	0- 0	0- 0	NEUTRAL	0- 0	0- 0	0- 0				
17- 4	0- 0	0- 0	CONFERENCE	1- 2	16- 2	13- 0				
9- 1	0- 0	0- 0	HOME	1- 0	8- 1	7- 0				
7- 2	0- 0	0- 0	AWAY	0- 1	7- 1	6- 0				
1- 1	0- 0	0- 0	NEUTRAL	0- 1	1- 0	0- 0				

RPI 1-25				RPI 26-50				RPI 51-100				Team's RPI: 69	RPI 101+			
RPI	S	Opponent	Score	RPI	S	Opponent	Score	RPI	S	Opponent	Score		RPI	S	Opponent	Score
12	A	Marquette	54 80	27	A	South Dakota St.	47 77	54	H	Maine	70 39		116	H	Northwestern	55 57
18	A	DePaul	64 73	30	A	Missouri	56 49	59	A	Wright St.	67 85		119	H	Dayton	51 35
				40	A	South Dakota	49 55	59	H	Wright St.	56 37		122	A	Youngstown St.	59 70
								59	N	Wright St.	52 55		122	H	Youngstown St.	60 42
													122	N	Youngstown St.	55 53
													135	A	IUPUI	45 43
													135	H	IUPUI	63 67
													186	H	Wisconsin	55 46
													198	A	Milwaukee	76 62
													198	H	Milwaukee	59 45
													243	A	Northern Ky.	81 61
													243	H	Northern Ky.	70 42
													285	A	Cleveland St.	76 63
													285	H	Cleveland St.	73 30
													285	H	Cleveland St.	62 53
													310	A	Oakland	77 53
													310	H	Oakland	72 32
													336	A	Detroit Mercy	65 40
													336	H	Detroit Mercy	82 37
													339	A	UIC	77 53
													339	H	UIC	62 32
LAST 12 Division I GAMES:																
				285	H	Cleveland St.	73 30					310	H	Oakland	72 32	
				122	N	Youngstown St.	55 53					285	A	Cleveland St.	76 63	
				59	N	Wright St.	52 55					122	A	Youngstown St.	59 70	
				339	A	UIC	77 53					59	H	Wright St.	56 37	
				135	A	IUPUI	45 43					243	H	Northern Ky.	70 42	
				336	H	Detroit Mercy	82 37					198	H	Milwaukee	59 45	

Non-Div I Games: Wis.-Parkside 81 32

Green Bay

■ Loss,
 ■ Non-Conf,
 ■ S Site,
 ■ Home
 ■ A Away
 N Neutral

Average RPI Win:	258	WON-LOST	WINNING	LAST 10	STRENGTH OF	OPP. STRENGTH	TEAM	ADJ.	CONF.	ADJ CONF.
Average RPI Loss:	174	RECORD	PCT. RANK	GAMES	SCHEDULE	OF SCHEDULE	RPI	RPI	RPI	RPI
DIV. I ONLY	15- 14	157	0- 1	260	288	203	203	27	27	
DIV. I NON-CONF.	3- 7	256	0- 0	240	147	280	280	29	29	
TOTALS	RPI 1-25	RPI 26-50	W-L RECORDS	RPI 51-100	RPI 101-999	RPI 150+				
15- 14	0- 1	1- 0	OVERALL	1- 2	13- 11	13- 9				
9- 4	0- 0	1- 0	HOME	1- 0	7- 4	7- 3				
6- 7	0- 1	0- 0	AWAY	0- 1	6- 5	6- 4				
0- 3	0- 0	0- 0	NEUTRAL	0- 1	0- 2	0- 2				
3- 7	0- 1	1- 0	NON-CONFERENCE	0- 1	2- 5	2- 5				
2- 2	0- 0	1- 0	HOME	0- 0	1- 2	1- 2				
1- 3	0- 1	0- 0	AWAY	0- 0	1- 2	1- 2				
0- 2	0- 0	0- 0	NEUTRAL	0- 1	0- 1	0- 1				
12- 7	0- 0	0- 0	CONFERENCE	1- 1	11- 6	11- 4				
7- 2	0- 0	0- 0	HOME	1- 0	6- 2	6- 1				
5- 4	0- 0	0- 0	AWAY	0- 1	5- 3	5- 2				
0- 1	0- 0	0- 0	NEUTRAL	0- 0	0- 1	0- 1				

RPI 1-25				RPI 26-50				RPI 51-100				RPI 101+ Team's RPI: 203			
RPI	S	Opponent	Score	RPI	S	Opponent	Score	RPI	S	Opponent	Score	RPI	S	Opponent	Score
9	A	NC State	51 83	36	H	James Madison	72 65	75	A	Radford	59 84	114	A	High Point	73 82
								75	H	Radford	68 54	114	H	High Point	98 104
								78	N	SFA	68 70	169	H	Chattanooga	50 58
												175	A	UNC Asheville	61 58
												194	A	Campbell	46 52
												194	H	Campbell	61 50
												194	N	Campbell	63 85
												199	A	Cornell	53 79
												240	H	Elon	62 77
												246	A	Gardner-Webb	46 68
												246	H	Gardner-Webb	82 80
												253	A	Columbia	63 88
												265	N	Sacramento St.	61 65
												280	A	Charleston So.	74 66
												280	H	Charleston So.	57 72
												290	H	Samford	64 57
												306	A	Winthrop	84 63
												306	H	Winthrop	88 63
												307	A	Fla. Atlantic	72 68
												315	A	Presbyterian	82 68
												315	H	Presbyterian	79 62
												338	A	Longwood	86 70
												338	H	Longwood	66 40
												343	H	USC Upstate	67 43
LAST 12 Division I GAMES:															
				194	N	Campbell	63 85					338	A	Longwood	86 70
				265	N	Sacramento St.	61 65					246	A	Gardner-Webb	46 68
				306	H	Winthrop	88 63					280	H	Charleston So.	57 72
				75	A	Radford	59 84					194	H	Campbell	61 50
				114	H	High Point	98 104					315	H	Presbyterian	79 62
				315	A	Presbyterian	82 68					114	A	High Point	73 82

Non-Div I Games: Mid-Atlantic Christl15 48

Hampton

■ Loss,
 ■ Non-Conf,
 ■ S Site,
 ■ Home
 ■ A Away
 N Neutral

Hartford

Through Games Of March 17, 2019

Average RPI Win:	249	WON-LOST	WINNING	LAST 10	STRENGTH OF	OPP. STRENGTH	TEAM	ADJ.	CONF.	ADJ CONF.
Average RPI Loss:	74	RECORD	PCT. RANK	GAMES	SCHEDULE	OF SCHEDULE	RPI	RPI	RPI	RPI
DIV. I ONLY	23- 10	66	1- 1	175	221	103	103	23	23	
DIV. I NON-CONF.	7- 7	162	0- 0	129	102	142	142	24	24	
TOTALS	RPI 1-25	RPI 26-50	W-L RECORDS	RPI 51-100	RPI 101-999	RPI 150+				
23- 10	0- 2	0- 2	OVERALL	2- 4	21- 2	18- 2				
14- 2	0- 0	0- 2	HOME	2- 0	12- 0	10- 0				
9- 6	0- 1	0- 0	AWAY	0- 4	9- 1	8- 1				
0- 2	0- 1	0- 0	NEUTRAL	0- 0	0- 1	0- 1				
7- 7	0- 2	0- 2	NON-CONFERENCE	1- 2	6- 1	6- 1				
4- 2	0- 0	0- 2	HOME	1- 0	3- 0	3- 0				
3- 3	0- 1	0- 0	AWAY	0- 2	3- 0	3- 0				
0- 2	0- 1	0- 0	NEUTRAL	0- 0	0- 1	0- 1				
16- 3	0- 0	0- 0	CONFERENCE	1- 2	15- 1	12- 1				
10- 0	0- 0	0- 0	HOME	1- 0	9- 0	7- 0				
6- 3	0- 0	0- 0	AWAY	0- 2	6- 1	5- 1				
0- 0	0- 0	0- 0	NEUTRAL	0- 0	0- 0	0- 0				

RPI 1-25				RPI 26-50				RPI 51-100				RPI 101+ Team's RPI: 103			
RPI	S	Opponent	Score	RPI	S	Opponent	Score	RPI	S	Opponent	Score	RPI	S	Opponent	Score
3	N	Louisville	69 86	43	H	Michigan St.	66 74	54	A	Maine	58 78	139	A	Stony Brook	64 36
19	A	Miami (FL)	62 75	44	H	Princeton	38 75	54	A	Maine	48 68	139	H	Stony Brook	64 59
								54	H	Maine	49 46	139	H	Stony Brook	73 62
								55	A	New Mexico	65 72	156	N	Southern Ill.	50 72
								56	A	Villanova	41 59	161	H	William & Mary	50 45
								90	H	Harvard	73 60	237	A	Albany (NY)	68 56
												237	H	Albany (NY)	82 35
												255	A	Binghamton	62 73
												255	H	Binghamton	63 50
												260	A	Rhode Island	65 51
												279	A	Vermont	76 48
												279	H	Vermont	61 32
												294	H	Bryant	67 57
												305	A	UMBC	66 52
												305	H	UMBC	65 48
												305	H	UMBC	92 47
												311	H	Morgan St.	80 59
												317	A	New Hampshire	66 48
												317	H	New Hampshire	56 49
												325	A	NJIT	84 53
												327	A	Central Conn. St.	54 52
												328	A	UMass Lowell	66 44
												328	H	UMass Lowell	69 45
LAST 12 Division I GAMES:															
139	H	Stony Brook	64 59	255	H	Binghamton	63 50	328	H	UMass Lowell	69 45				
54	A	Maine	48 68	317	H	New Hampshire	56 49	279	A	Vermont	76 48				
305	H	UMBC	65 48	54	A	Maine	58 78	305	H	UMBC	92 47				
55	A	New Mexico	65 72												
19	A	Miami (FL)	62 75												
237	A	Albany (NY)	68 56												

Non-Div I Games:

Hartford

■ Loss,
 ■ Non-Conf, S Site,
 ■ Home
 ■ Away
 N Neutral

Average RPI Win:	203	WON-LOST	WINNING	LAST 10	STRENGTH OF	OPP. STRENGTH	TEAM	ADJ.	CONF.	ADJ CONF.
Average RPI Loss:	76	RECORD	PCT. RANK	GAMES	SCHEDULE	OF SCHEDULE	RPI	RPI	RPI	RPI
DIV. I ONLY	16- 12	129	0- 1	64	117	90	90	11	11	
DIV. I NON-CONF.	7- 6	153	0- 0	53	58	77	77	11	11	
TOTALS	RPI 1-25	RPI 26-50	W-L RECORDS	RPI 51-100	RPI 101-999	RPI 150+				
16- 12	0- 1	1- 4	OVERALL	1- 4	14- 3	12- 1				
8- 4	0- 0	0- 3	HOME	1- 1	7- 0	6- 0				
7- 7	0- 1	1- 1	AWAY	0- 2	6- 3	5- 1				
1- 1	0- 0	0- 0	NEUTRAL	0- 1	1- 0	1- 0				
7- 6	0- 1	1- 2	NON-CONFERENCE	0- 2	6- 1	5- 0				
2- 3	0- 0	0- 2	HOME	0- 1	2- 0	2- 0				
4- 3	0- 1	1- 0	AWAY	0- 1	3- 1	2- 0				
1- 0	0- 0	0- 0	NEUTRAL	0- 0	1- 0	1- 0				
9- 6	0- 0	0- 2	CONFERENCE	1- 2	8- 2	7- 1				
6- 1	0- 0	0- 1	HOME	1- 0	5- 0	4- 0				
3- 4	0- 0	0- 1	AWAY	0- 1	3- 2	3- 1				
0- 1	0- 0	0- 0	NEUTRAL	0- 1	0- 0	0- 0				

RPI 1-25				RPI 26-50				RPI 51-100				Team's RPI: 90	RPI 101+			
RPI	S	Opponent	Score	RPI	S	Opponent	Score	RPI	S	Opponent	Score		RPI	S	Opponent	Score
1	A	Notre Dame	58 103	29	H	Rutgers	49 60	54	H	Maine	60 67		103	A	Hartford	60 73
				41	H	Quinnipiac	67 72	57	A	Penn	70 75		141	A	Yale	62 65
				42	A	California	85 79	57	H	Penn	80 72		141	H	Yale	83 69
				44	A	Princeton	58 61	57	N	Penn	62 91		149	A	CSUN	75 55
				44	H	Princeton	71 75	89	A	Purdue	65 66		177	H	Boston U.	67 47
													199	A	Cornell	68 61
													199	H	Cornell	80 38
													211	A	Dartmouth	73 57
													211	H	Dartmouth	56 46
													217	N	Jacksonville St.	69 62
													253	A	Columbia	65 75
													253	H	Columbia	69 56
													260	A	Rhode Island	80 47
													278	A	Siena	73 54
													283	A	Brown	100 83
													283	H	Brown	98 55
													284	H	La Salle	88 43
LAST 12 Division I GAMES:																
				57	N	Penn	62 91	141	H	Yale	83 69					
				149	A	CSUN	75 55	283	H	Brown	98 55					
				253	H	Columbia	69 56	57	H	Penn	80 72					
				199	H	Cornell	80 38	44	H	Princeton	71 75					
				44	A	Princeton	58 61	199	A	Cornell	68 61					
				57	A	Penn	70 75	253	A	Columbia	65 75					

Non-Div I Games:

Harvard

■ Loss,
■ Non-Conf, S Site,
■ Home
■ Away
N Neutral

H
a
w
a
i
i

H
a
w
a
i
i

Hawaii

Page 122

High Point

Through Games Of March 17, 2019

Average RPI Win:	259	WON-LOST	WINNING	LAST 10	STRENGTH OF	OPP. STRENGTH	TEAM	ADJ.	CONF.	ADJ CONF.
Average RPI Loss:	109	RECORD	PCT. RANK	GAMES	SCHEDULE	OF SCHEDULE	RPI	RPI	RPI	RPI
DIV. I ONLY	20- 8	57	0- 1	230	291	114	114	27	27	
DIV. I NON-CONF.	5- 4	139	0- 0	130	183	104	104	29	29	
TOTALS	RPI 1-25	RPI 26-50	W-L RECORDS	RPI 51-100	RPI 101-999	RPI 150+				
20- 8	0- 1	0- 1	OVERALL	1- 3	19- 3	19- 2				
12- 2	0- 0	0- 0	HOME	1- 1	11- 1	11- 1				
8- 6	0- 1	0- 1	AWAY	0- 2	8- 2	8- 1				
0- 0	0- 0	0- 0	NEUTRAL	0- 0	0- 0	0- 0				
5- 4	0- 1	0- 1	NON-CONFERENCE	1- 1	4- 1	4- 0				
4- 0	0- 0	0- 0	HOME	1- 0	3- 0	3- 0				
1- 4	0- 1	0- 1	AWAY	0- 1	1- 1	1- 0				
0- 0	0- 0	0- 0	NEUTRAL	0- 0	0- 0	0- 0				
15- 4	0- 0	0- 0	CONFERENCE	0- 2	15- 2	15- 2				
8- 2	0- 0	0- 0	HOME	0- 1	8- 1	8- 1				
7- 2	0- 0	0- 0	AWAY	0- 1	7- 1	7- 1				
0- 0	0- 0	0- 0	NEUTRAL	0- 0	0- 0	0- 0				

RPI 1-25				RPI 26-50				RPI 51-100				RPI 101+				Team's RPI: 114	
RPI	S	Opponent	Score	RPI	S	Opponent	Score	RPI	S	Opponent	Score	RPI	S	Opponent	Score		
22	A	Kentucky	49 71	45	A	Miami (OH)	55 68	51	A	Clemson	64 83	150	A	Davidson	62 71		
								71	H	American	66 61	175	A	UNC Asheville	56 67		
								75	A	Radford	58 80	175	H	UNC Asheville	82 81		
								75	H	Radford	79 84	194	A	Campbell	70 69		
												194	H	Campbell	65 60		
												203	A	Hampton	104 98		
												203	H	Hampton	82 73		
												241	A	ETSU	73 65		
												246	A	Gardner-Webb	78 61		
												246	H	Gardner-Webb	78 70		
												251	H	Norfolk St.	83 51		
												280	A	Charleston So.	69 62		
												280	H	Charleston So.	71 64		
												280	H	Charleston So.	61 65		
												306	H	Winthrop	56 54		
												309	H	UNC Greensboro	82 75		
												315	A	Presbyterian	70 63		
												315	H	Presbyterian	79 40		
												335	H	N.C. Central	80 69		
												338	A	Longwood	65 54		
												338	H	Longwood	70 47		
												343	A	USC Upstate	87 61		
LAST 12 Division I GAMES:																	
280	H	Charleston So.	61 65	315	A	Presbyterian	70 63										
194	A	Campbell	70 69	280	A	Charleston So.	69 62										
175	H	UNC Asheville	82 81	75	H	Radford	79 84										
203	A	Hampton	104 98	338	A	Longwood	65 54										
338	H	Longwood	70 47	203	H	Hampton	82 73										
246	H	Gardner-Webb	78 70	306	H	Winthrop	56 54										

Non-Div I Games: Greensboro 102 50 Mars Hill 86 36

High Point

Loss, Non-Conf, S Site, H Home A Away N Neutral

Hofstra

Through Games Of March 17, 2019

Average RPI Win: 214	WON-LOST	WINNING	LAST 10	STRENGTH OF	OPP. STRENGTH	TEAM	ADJ.	CONF.	ADJ CONF.
Average RPI Loss: 140	RECORD	PCT. RANK	GAMES	SCHEDULE	OF SCHEDULE	RPI	RPI	RPI	RPI
DIV. I ONLY	10- 22	268	1- 0	128	175	229	229	10	10
DIV. I NON-CONF.	5- 6	177	0- 0	203	333	201	201	10	10
TOTALS	RPI 1-25	RPI 26-50	W-L RECORDS	RPI 51-100	RPI 101-999	RPI 150+			
10- 22	0- 0	1- 2	OVERALL	2- 3	7- 17	7- 8			
3- 9	0- 0	0- 1	HOME	1- 1	2- 7	2- 4			
4- 10	0- 0	0- 1	AWAY	1- 1	3- 8	3- 4			
3- 3	0- 0	1- 0	NEUTRAL	0- 1	2- 2	2- 0			
5- 6	0- 0	0- 0	NON-CONFERENCE	0- 1	5- 5	5- 3			
1- 2	0- 0	0- 0	HOME	0- 0	1- 2	1- 2			
3- 2	0- 0	0- 0	AWAY	0- 0	3- 2	3- 1			
1- 2	0- 0	0- 0	NEUTRAL	0- 1	1- 1	1- 0			
5- 16	0- 0	1- 2	CONFERENCE	2- 2	2- 12	2- 5			
2- 7	0- 0	0- 1	HOME	1- 1	1- 5	1- 2			
1- 8	0- 0	0- 1	AWAY	1- 1	0- 6	0- 3			
2- 1	0- 0	1- 0	NEUTRAL	0- 0	1- 1	1- 0			

RPI 1-25				RPI 26-50				RPI 51-100				RPI 101+				Team's RPI: 229	
RPI	S	Opponent	Score	RPI	S	Opponent	Score	RPI	S	Opponent	Score	RPI	S	Opponent	Score		
				36	A	James Madison	54 77	59	N	Wright St.	64 93	107	A	Towson	68 92		
				36	H	James Madison	44 59	65	A	Drexel	39 62	107	H	Towson	56 68		
				36	N	James Madison	57 50	65	H	Drexel	49 61	107	N	Towson	48 69		
								96	A	Northeastern	63 62	118	N	Marist	57 71		
								96	H	Northeastern	78 61	123	A	UNCW	54 89		
												123	H	UNCW	51 61		
												138	A	Delaware	47 57		
												138	H	Delaware	59 78		
												139	A	Stony Brook	49 77		
												161	A	William & Mary	72 83		
												161	H	William & Mary	55 60		
												174	A	Holy Cross	66 72		
												192	H	Sacred Heart	64 70		
												210	N	Stetson	53 50		
												240	A	Elon	52 55		
												240	H	Elon	64 77		
												240	N	Elon	77 75		
												253	H	Columbia	63 65		
												262	A	St. Bonaventure	67 59		
												278	A	Siena	57 50		
LAST 12 Division I GAMES:																	
				240	N	Elon	77 75	296	H	Col. of Charleston	68 49	296	A	Col. of Charleston	62 70		
				36	N	James Madison	57 50	96	A	Northeastern	63 62	296	H	Col. of Charleston	68 49		
				107	N	Towson	48 69	138	A	Delaware	47 57	305	A	UMBC	45 42		
				161	A	William & Mary	72 83	65	A	Drexel	39 62	324	H	Iona	74 49		
				240	A	Elon	52 55	36	H	James Madison	44 59						
				123	H	UNCW	51 61	107	H	Towson	56 68						

Non-Div I Games: Wilmington (DE) 77 56

Hofstra

■ Loss,
 ■ Non-Conf,
 ■ S Site,
 ■ Home
 ■ A Away
 N Neutral

Holy Cross

Through Games Of March 17, 2019

Average RPI Win:	238	WON-LOST	WINNING	LAST 10	STRENGTH OF	OPP. STRENGTH	TEAM	ADJ.	CONF.	ADJ CONF.
Average RPI Loss:	179	RECORD	PCT. RANK	GAMES	SCHEDULE	OF SCHEDULE	RPI	RPI	RPI	RPI
DIV. I ONLY	18- 13	126	1- 1	277	240	174	174	18	18	
DIV. I NON-CONF.	8- 3	72	0- 0	341	298	202	202	21	21	
TOTALS	RPI 1-25	RPI 26-50	W-L RECORDS	RPI 51-100	RPI 101-999	RPI 150+				
18- 13	0- 0	1- 2	OVERALL	0- 2	17- 9	17- 6				
11- 4	0- 0	1- 0	HOME	0- 1	10- 3	10- 2				
7- 9	0- 0	0- 2	AWAY	0- 1	7- 6	7- 4				
0- 0	0- 0	0- 0	NEUTRAL	0- 0	0- 0	0- 0				
8- 3	0- 0	0- 0	NON-CONFERENCE	0- 0	8- 3	8- 2				
5- 1	0- 0	0- 0	HOME	0- 0	5- 1	5- 1				
3- 2	0- 0	0- 0	AWAY	0- 0	3- 2	3- 1				
0- 0	0- 0	0- 0	NEUTRAL	0- 0	0- 0	0- 0				
10- 10	0- 0	1- 2	CONFERENCE	0- 2	9- 6	9- 4				
6- 3	0- 0	1- 0	HOME	0- 1	5- 2	5- 1				
4- 7	0- 0	0- 2	AWAY	0- 1	4- 4	4- 3				
0- 0	0- 0	0- 0	NEUTRAL	0- 0	0- 0	0- 0				

RPI S	Opponent	Score	RPI S	Opponent	Score	RPI S	Opponent	Score	RPI S	Opponent	Score	Team's RPI: 174
37	A Bucknell	71 75	71	A American	58 70	127	A Lehigh	55 64				
37	A Bucknell	31 66	71	H American	44 71	127	H Lehigh	74 79				
37	H Bucknell	61 60				134	A Boston College	63 89				
						168	H Rider	71 61				
						177	A Boston U.	64 61				
						177	A Boston U.	72 70				
						177	H Boston U.	75 69				
						229	H Hofstra	72 66				
						237	A Albany (NY)	56 50				
						250	A Colgate	80 67				
						250	H Colgate	67 70				
						259	A Navy	47 54				
						259	H Navy	47 44				
						260	H Rhode Island	73 65				
						266	H Manhattan	61 53				
						267	A Loyola Maryland	58 48				
						267	H Loyola Maryland	78 60				
						279	A Vermont	65 40				
						283	H Brown	85 89				
						291	A Army West Point	53 60				
						291	H Army West Point	58 39				
						294	A Bryant	81 62				
						317	A New Hampshire	62 74				
						323	A Lafayette	63 73				
						323	H Lafayette	56 53				
						328	H UMass Lowell	63 54				
LAST 12 Division I GAMES:												
177	A Boston U.	72 70	291	A Army West Point	53 60							
37	A Bucknell	31 66	177	A Boston U.	64 61							
127	H Lehigh	74 79	259	H Navy	47 44							
250	A Colgate	80 67	267	A Loyola Maryland	58 48							
71	H American	44 71	323	H Lafayette	56 53							
37	H Bucknell	61 60	71	A American	58 70							

Non-Div I Games:

Holy Cross

Loss, Non-Conf, S Site, H Home A Away N Neutral

Average RPI Win:	203	WON-LOST	WINNING	LAST 10	STRENGTH OF	OPP. STRENGTH	TEAM	ADJ.	CONF.	ADJ CONF.
Average RPI Loss:	71	RECORD	PCT. RANK	GAMES	SCHEDULE	OF SCHEDULE	RPI	RPI	RPI	RPI
DIV. I ONLY	15- 15	167	0- 1	63	84	111	111	9	9	
DIV. I NON-CONF.	6- 7	172	0- 0	84	116	119	119	8	8	
TOTALS	RPI 1-25	RPI 26-50	W-L RECORDS	RPI 51-100	RPI 101-999	RPI 150+				
15- 15	0- 5	0- 1	OVERALL	1- 4	14- 5	13- 2				
6- 7	0- 3	0- 0	HOME	1- 2	5- 2	5- 0				
9- 7	0- 2	0- 1	AWAY	0- 2	9- 2	8- 2				
0- 1	0- 0	0- 0	NEUTRAL	0- 0	0- 1	0- 0				
6- 7	0- 1	0- 1	NON-CONFERENCE	1- 3	5- 2	5- 1				
1- 4	0- 1	0- 0	HOME	1- 2	0- 1	0- 0				
5- 3	0- 0	0- 1	AWAY	0- 1	5- 1	5- 1				
0- 0	0- 0	0- 0	NEUTRAL	0- 0	0- 0	0- 0				
9- 8	0- 4	0- 0	CONFERENCE	0- 1	9- 3	8- 1				
5- 3	0- 2	0- 0	HOME	0- 0	5- 1	5- 0				
4- 4	0- 2	0- 0	AWAY	0- 1	4- 1	3- 1				
0- 1	0- 0	0- 0	NEUTRAL	0- 0	0- 1	0- 0				

RPI	S	Opponent	Score	RPI	S	Opponent	Score	RPI	S	Opponent	Score	RPI	S	Opponent	Score	Team's RPI: 111
6	A	UConn	61 83	42	A	California	79 80	55	H	New Mexico	84 89	115	A	South Fla.	54 52	
6	H	UConn	61 81					63	A	FGCU	71 76	115	H	South Fla.	49 59	
15	A	UCF	56 58					68	H	Georgia Tech	95 89	115	N	South Fla.	55 72	
15	H	UCF	50 59					76	H	UT Arlington	61 65	134	H	Boston College	57 64	
16	H	Texas A&M	52 68					77	A	Cincinnati	57 68	155	H	Tulsa	76 44	
												165	A	Temple	65 76	
												165	H	Temple	78 65	
												170	H	Tulane	83 82	
												172	A	Louisiana Tech	88 100	
												193	H	East Carolina	63 52	
												196	A	Southern Miss.	61 44	
												227	A	George Mason	66 56	
												231	A	SMU	72 61	
												231	H	SMU	69 68	
												232	A	Memphis	59 57	
												241	A	ETSU	84 77	
												253	A	Columbia	83 72	
												257	A	Wichita St.	66 58	
												308	A	Incarinate Word	79 60	
LAST 12 Division I GAMES:																
115	N	South Fla.	55 72	193	H	East Carolina	63 52									
15	H	UCF	50 59	115	A	South Fla.	54 52									
6	A	UConn	61 83	165	A	Temple	65 76									
115	H	South Fla.	49 59	231	H	SMU	69 68									
232	A	Memphis	59 57	15	A	UCF	56 58									
170	H	Tulane	83 82	155	H	Tulsa	76 44									

Non-Div I Games:

Houston

■ Loss,
 ■ Non-Conf,
 ■ S Site,
 ■ Home
 ■ Away
 N Neutral

Houston Baptist

Through Games Of March 17, 2019

Average RPI Win:	288	WON-LOST	WINNING	LAST 10	STRENGTH OF	OPP. STRENGTH	TEAM	ADJ.	CONF.	ADJ CONF.
Average RPI Loss:	193	RECORD	PCT. RANK	GAMES	SCHEDULE	OF SCHEDULE	RPI	RPI	RPI	RPI
DIV. I ONLY	5- 19	316	0- 0	310	270	332	332	25	25	
DIV. I NON-CONF.	1- 5	311	0- 0	295	169	337	337	22	22	
TOTALS	RPI 1-25	RPI 26-50	W-L RECORDS	RPI 51-100	RPI 101-999	RPI 150+				
5- 19	0- 0	0- 0	OVERALL	0- 3	5- 16	5- 13				
3- 8	0- 0	0- 0	HOME	0- 1	3- 7	3- 6				
2- 11	0- 0	0- 0	AWAY	0- 2	2- 9	2- 7				
0- 0	0- 0	0- 0	NEUTRAL	0- 0	0- 0	0- 0				
1- 5	0- 0	0- 0	NON-CONFERENCE	0- 0	1- 5	1- 3				
1- 1	0- 0	0- 0	HOME	0- 0	1- 1	1- 1				
0- 4	0- 0	0- 0	AWAY	0- 0	0- 4	0- 2				
0- 0	0- 0	0- 0	NEUTRAL	0- 0	0- 0	0- 0				
4- 14	0- 0	0- 0	CONFERENCE	0- 3	4- 11	4- 10				
2- 7	0- 0	0- 0	HOME	0- 1	2- 6	2- 5				
2- 7	0- 0	0- 0	AWAY	0- 2	2- 5	2- 5				
0- 0	0- 0	0- 0	NEUTRAL	0- 0	0- 0	0- 0				

RPI 1-25			RPI 26-50			RPI 51-100			RPI 101+			Team's RPI: 332		
RPI	S	Opponent	Score	RPI	S	Opponent	Score	RPI	S	Opponent	Score			
								62	A	Lamar University	50	63		
								62	H	Lamar University	49	97		
								78	A	SFA	53	65		
										124	H	Abilene Christian	62	72
										140	A	Texas Tech	76	82
										143	A	Oklahoma St.	44	77
										160	H	Oral Roberts	56	74
										166	A	Nicholls St.	54	77
										166	H	Nicholls St.	55	58
										176	A	North Texas	75	100
										183	A	Sam Houston St.	64	83
										183	H	Sam Houston St.	63	74
										234	A	A&M-Corpus Christi	74	56
										234	H	A&M-Corpus Christi	56	70
										257	A	Wichita St.	50	68
										277	H	Central Ark.	58	77
										288	H	New Orleans	83	74
										300	H	La.-Monroe	68	60
										308	A	Incarnate Word	67	52
										308	H	Incarnate Word	60	59
										312	A	McNeese	71	81
										312	H	McNeese	67	72
										318	A	Northwestern St.	46	63
										321	A	Southeastern La.	65	73
LAST 12 Division I GAMES:														
234	A	A&M-Corpus Christi	74	56	166	H	Nicholls St.	55	58					
308	A	Incarnate Word	67	52	277	H	Central Ark.	58	77					
312	H	McNeese	67	72	78	A	SFA	53	65					
62	H	Lamar University	49	97	234	H	A&M-Corpus Christi	56	70					
183	A	Sam Houston St.	64	83	308	H	Incarnate Word	60	59					
318	A	Northwestern St.	46	63	312	A	McNeese	71	81					

Non-Div I Games: Howard Payne 93 60 Tex. A&M Int'l 81 48 McMurry 92 41 Southwest (NM) 100 57
Houston Baptist

Loss, Non-Conf, S Site, H Home A Away N Neutral

H
o
w
a
r
dH
o
w
a
r
d

Non-Div I Games:

RPI	S	Opponent	Score	
346	A	Florida A&M	81	59
346	H	Florida A&M	74	68
346	N	Florida A&M	59	53

Howard

Average RPI Win:	242	WON-LOST	WINNING	LAST 10	STRENGTH OF	OPP. STRENGTH	TEAM	ADJ.	CONF.	ADJ CONF.
Average RPI Loss:	98	RECORD	PCT. RANK	GAMES	SCHEDULE	OF SCHEDULE	RPI	RPI	RPI	RPI
DIV. I ONLY	19- 11	100	1- 0	218	199	135	135	21	21	
DIV. I NON-CONF.	5- 5	162	0- 0	87	95	101	101	19	19	
TOTALS	RPI 1-25	RPI 26-50	W-L RECORDS	RPI 51-100	RPI 101-999	RPI 150+				
19- 11	0- 1	0- 1	OVERALL	2- 5	17- 4	15- 3				
9- 4	0- 0	0- 1	HOME	0- 3	9- 0	7- 0				
9- 6	0- 1	0- 0	AWAY	1- 1	8- 4	8- 3				
1- 1	0- 0	0- 0	NEUTRAL	1- 1	0- 0	0- 0				
5- 5	0- 1	0- 1	NON-CONFERENCE	1- 1	4- 2	3- 2				
1- 2	0- 0	0- 1	HOME	0- 1	1- 0	0- 0				
3- 3	0- 1	0- 0	AWAY	0- 0	3- 2	3- 2				
1- 0	0- 0	0- 0	NEUTRAL	1- 0	0- 0	0- 0				
14- 6	0- 0	0- 0	CONFERENCE	1- 4	13- 2	12- 1				
8- 2	0- 0	0- 0	HOME	0- 2	8- 0	7- 0				
6- 3	0- 0	0- 0	AWAY	1- 1	5- 2	5- 1				
0- 1	0- 0	0- 0	NEUTRAL	0- 1	0- 0	0- 0				

RPI	S	Opponent	Score	RPI	S	Opponent	Score	RPI	S	Opponent	Score	RPI	S	Opponent	Score	Team's RPI: 135
7	A	Iowa	58 72	34	H	Ohio	66 73	59	A	Wright St.	59 66	113	H	UT Martin	73 72	
								59	H	Wright St.	75 78	122	A	Youngstown St.	52 70	
								59	N	Wright St.	51 60	122	H	Youngstown St.	64 44	
								69	A	Green Bay	67 63	156	A	Southern Ill.	73 78	
								69	H	Green Bay	43 45	186	A	Wisconsin	64 65	
								87	H	UNI	40 53	198	A	Milwaukee	67 66	
								91	N	VCU	63 61	198	H	Milwaukee	76 55	
												239	A	Ole Miss	66 58	
												243	A	Northern Ky.	57 60	
												243	H	Northern Ky.	60 44	
												243	H	Northern Ky.	70 48	
												249	A	Indiana St.	64 59	
												285	A	Cleveland St.	75 50	
												285	H	Cleveland St.	64 36	
												302	A	UTSA	58 50	
												310	A	Oakland	76 70	
												310	H	Oakland	82 53	
												336	A	Detroit Mercy	58 41	
												336	H	Detroit Mercy	82 47	
												339	A	UIC	73 44	
												339	H	UIC	71 43	
LAST 12 Division I GAMES:																
243	H	Northern Ky.	60 44	310	A	Oakland	76 70	285	H	Cleveland St.	64 36	122	H	Youngstown St.	64 44	
59	N	Wright St.	51 60	59	A	Wright St.	59 66	243	A	Northern Ky.	57 60	69	A	Green Bay	67 63	
198	H	Milwaukee	76 55	49	A	Wright St.	59 66	69	H	Green Bay	43 45	339	A	UIC	73 44	
69	H	Green Bay	43 45	243	A	Northern Ky.	57 60	336	A	Detroit Mercy	58 41					
339	A	UIC	73 44	69	A	Green Bay	67 63									
336	A	Detroit Mercy	58 41													

Non-Div I Games: Purdue Northwest 101 40

IUPUI

■ Loss,
 ■ Non-Conf,
 ■ S Site,
 ■ Home
 ■ A Away
 N Neutral

Idaho

Through Games Of March 17, 2019

Average RPI Win:	204	WON-LOST	WINNING	LAST 10	STRENGTH OF	OPP. STRENGTH	TEAM	ADJ.	CONF.	ADJ CONF.
Average RPI Loss:	113	RECORD	PCT. RANK	GAMES	SCHEDULE	OF SCHEDULE	RPI	RPI	RPI	RPI
DIV. I ONLY	20- 11	94	1- 0	116	151	84	84	16	16	
DIV. I NON-CONF.	3- 6	241	0- 0	48	34	132	132	12	12	
TOTALS	RPI 1-25	RPI 26-50	W-L RECORDS	RPI 51-100	RPI 101-999	RPI 150+				
20- 11	0- 2	0- 1	OVERALL	0- 1	20- 7	13- 3				
10- 2	0- 0	0- 0	HOME	0- 0	10- 2	7- 0				
9- 7	0- 2	0- 0	AWAY	0- 1	9- 4	5- 3				
1- 2	0- 0	0- 1	NEUTRAL	0- 0	1- 1	1- 0				
3- 6	0- 2	0- 1	NON-CONFERENCE	0- 1	3- 2	1- 2				
2- 0	0- 0	0- 0	HOME	0- 0	2- 0	1- 0				
1- 5	0- 2	0- 0	AWAY	0- 1	1- 2	0- 2				
0- 1	0- 0	0- 1	NEUTRAL	0- 0	0- 0	0- 0				
17- 5	0- 0	0- 0	CONFERENCE	0- 0	17- 5	12- 1				
8- 2	0- 0	0- 0	HOME	0- 0	8- 2	6- 0				
8- 2	0- 0	0- 0	AWAY	0- 0	8- 2	5- 1				
1- 1	0- 0	0- 0	NEUTRAL	0- 0	1- 1	1- 0				

RPI 1-25				RPI 26-50				RPI 51-100				Team's RPI: 84	RPI 101+				
RPI	S	Opponent	Score	RPI	S	Opponent	Score	RPI	S	Opponent	Score		RPI	S	Opponent	Score	
4	A	Stanford	71 115	39	N	Boise St.	85 91	64	A	Wyoming	61 64		106	A	Portland St.	81 68	
13	A	Gonzaga	51 88										106	H	Portland St.	80 78	
													106	N	Portland St.	59 75	
													109	A	Idaho St.	86 72	
													109	H	Idaho St.	67 73	
													129	A	Northern Colo.	72 77	
													129	H	Northern Colo.	72 86	
													140	A	Texas Tech	88 77	
													148	A	Montana St.	82 66	
													148	H	Montana St.	90 65	
													149	H	CSUN	88 73	
													182	A	Eastern Wash.	75 74	
													182	H	Eastern Wash.	84 68	
													185	A	Hawaii	61 69	
													187	A	Montana	79 82	
													187	H	Montana	76 68	
													222	A	Northern Ariz.	86 69	
													222	H	Northern Ariz.	90 72	
													222	N	Northern Ariz.	90 73	
													252	H	San Francisco	70 63	
													265	A	Sacramento St.	69 65	
													265	H	Sacramento St.	104 66	
													272	A	Southern Utah	82 70	
													272	H	Southern Utah	77 49	
													274	A	Long Beach St.	63 70	
													313	A	Weber St.	79 74	
LAST 12 Division I GAMES:																	
		222	N	Northern Ariz.			90	73			272	H	Southern Utah			77	49
		106	N	Portland St.			59	75			222	H	Northern Ariz.			90	72
		109	H	Idaho St.			67	73			182	A	Eastern Wash.			75	74
		313	H	Weber St.			86	78			129	A	Northern Colo.			72	77
		265	A	Sacramento St.			69	65			148	H	Montana St.			90	65
		106	A	Portland St.			81	68			187	H	Montana			76	68

Non-Div I Games:

Idaho

■ Loss,
■ Non-Conf,
■ S Site,
■ Home
■ A Away
N Neutral

RPI S Opponent Score

RPI	S	Opponent	Score
313	H	Weber St.	86 78

I
d
a
h
o

I
d
a
h
o

Idaho

Average RPI Win:	209	WON-LOST	WINNING	LAST 10	STRENGTH OF	OPP. STRENGTH	TEAM	ADJ.	CONF.	ADJ CONF.
Average RPI Loss:	118	RECORD	PCT. RANK	GAMES	SCHEDULE	OF SCHEDULE	RPI	RPI	RPI	RPI
DIV. I ONLY	19- 10	88	0- 1	162	172	109	109	16	16	
DIV. I NON-CONF.	4- 4	162	0- 0	59	170	89	89	12	12	
TOTALS	RPI 1-25	RPI 26-50	W-L RECORDS	RPI 51-100	RPI 101-999	RPI 150+				
19- 10	0- 1	0- 0	OVERALL	2- 4	17- 5	13- 3				
9- 3	0- 0	0- 0	HOME	1- 1	8- 2	6- 1				
9- 5	0- 1	0- 0	AWAY	1- 2	8- 2	6- 1				
1- 2	0- 0	0- 0	NEUTRAL	0- 1	1- 1	1- 1				
4- 4	0- 1	0- 0	NON-CONFERENCE	1- 3	3- 0	3- 0				
2- 0	0- 0	0- 0	HOME	1- 0	1- 0	1- 0				
1- 3	0- 1	0- 0	AWAY	0- 2	1- 0	1- 0				
1- 1	0- 0	0- 0	NEUTRAL	0- 1	1- 0	1- 0				
15- 6	0- 0	0- 0	CONFERENCE	1- 1	14- 5	10- 3				
7- 3	0- 0	0- 0	HOME	0- 1	7- 2	5- 1				
8- 2	0- 0	0- 0	AWAY	1- 0	7- 2	5- 1				
0- 1	0- 0	0- 0	NEUTRAL	0- 0	0- 1	0- 1				

RPI 1-25				RPI 26-50				RPI 51-100				RPI 101+ Team's RPI: 109			
RPI	S	Opponent	Score	RPI	S	Opponent	Score	RPI	S	Opponent	Score	RPI	S	Opponent	Score
13	A	Gonzaga	51 70					68	N	Georgia Tech	51 74	106	A	Portland St.	58 57
								81	A	Arizona	46 71	106	H	Portland St.	72 54
								84	A	Idaho	73 67	129	A	Northern Colo.	56 60
								84	H	Idaho	72 86	129	H	Northern Colo.	59 61
								88	A	Utah	60 74	148	A	Montana St.	62 49
								99	H	Pepperdine	65 63	148	H	Montana St.	61 43
												182	A	Eastern Wash.	74 45
												182	H	Eastern Wash.	63 48
												182	N	Eastern Wash.	65 67
												187	A	Montana	59 60
												187	H	Montana	50 34
												214	A	California Baptist	72 57
												222	A	Northern Ariz.	80 69
												222	H	Northern Ariz.	77 81
												265	A	Sacramento St.	56 42
												265	H	Sacramento St.	73 43
												272	A	Southern Utah	69 57
												272	H	Southern Utah	80 47
												292	N	Kennesaw St.	60 49
												293	H	Utah Valley	80 68
												313	A	Weber St.	70 57
												313	H	Weber St.	84 57
LAST 12 Division I GAMES:															
182	N	Eastern Wash.	65 67	187	A	Montana	59 60								
84	A	Idaho	73 67	148	A	Montana St.	62 49								
182	A	Eastern Wash.	74 45	272	H	Southern Utah	80 47								
129	H	Northern Colo.	59 61	222	H	Northern Ariz.	77 81								
313	H	Weber St.	84 57	106	A	Portland St.	58 57								
106	H	Portland St.	72 54	265	A	Sacramento St.	56 42								

Non-Div I Games: Benedictine Mesa 88 51

Idaho St.

■ Loss,
 ■ Non-Conf,
 ■ S Site,
 ■ H Home
 ■ A Away
 N Neutral

Average RPI Win:	242	WON-LOST	WINNING	LAST 10	STRENGTH OF	OPP. STRENGTH	TEAM	ADJ.	CONF.	ADJ CONF.
Average RPI Loss:	82	RECORD	PCT. RANK	GAMES	SCHEDULE	OF SCHEDULE	RPI	RPI	RPI	RPI
DIV. I ONLY	10- 20	262	0- 1	112	78	225	225	4	4	
DIV. I NON-CONF.	8- 3	72	0- 0	308	261	189	189	6	6	
TOTALS	RPI 1-25	RPI 26-50	W-L RECORDS	RPI 51-100	RPI 101-999	RPI 150+				
10- 20	0- 4	0- 5	OVERALL	0- 4	10- 7	9- 2				
8- 9	0- 2	0- 4	HOME	0- 1	8- 2	8- 0				
2- 9	0- 2	0- 1	AWAY	0- 2	2- 4	1- 1				
0- 2	0- 0	0- 0	NEUTRAL	0- 1	0- 1	0- 1				
8- 3	0- 0	0- 1	NON-CONFERENCE	0- 1	8- 1	8- 1				
7- 1	0- 0	0- 1	HOME	0- 0	7- 0	7- 0				
1- 1	0- 0	0- 0	AWAY	0- 1	1- 0	1- 0				
0- 1	0- 0	0- 0	NEUTRAL	0- 0	0- 1	0- 1				
2- 17	0- 4	0- 4	CONFERENCE	0- 3	2- 6	1- 1				
1- 8	0- 2	0- 3	HOME	0- 1	1- 2	1- 0				
1- 8	0- 2	0- 1	AWAY	0- 1	1- 4	0- 1				
0- 1	0- 0	0- 0	NEUTRAL	0- 1	0- 0	0- 0				

RPI	S	Opponent	Score	RPI	S	Opponent	Score	RPI	S	Opponent	Score	RPI	S	Opponent	Score	Team's RPI: 225
7	A	Iowa	66 88	29	H	Rutgers	60 71	51	A	Clemson	67 69	101	A	Ohio St.	70 78	
7	H	Iowa	75 94	30	H	Missouri	45 67	89	A	Purdue	50 72	108	A	Minnesota	66 62	
14	A	Maryland	62 71	43	A	Michigan St.	60 77	89	N	Purdue	60 72	116	A	Northwestern	45 68	
14	H	Maryland	66 80	46	H	Michigan	56 70	94	H	Nebraska	67 77	116	H	Northwestern	56 64	
				48	H	Indiana	83 85					145	A	Penn St.	48 62	
												145	H	Penn St.	65 76	
												186	A	Wisconsin	67 75	
												186	H	Wisconsin	78 68	
												197	H	Eastern Mich.	72 66	
												238	H	SIUE	74 57	
												249	H	Indiana St.	75 57	
												253	H	Columbia	76 69	
												263	H	Murray St.	84 52	
												265	N	Sacramento St.	107 109	
												301	H	Alabama A&M	88 60	
												304	H	Valparaiso	73 54	
												316	A	Cal Poly	74 51	
LAST 12 Division I GAMES:																
		89	N	Purdue	60	72				186	H	Wisconsin	78	68		
		14	A	Maryland	62	71				89	A	Purdue	50	72		
		145	H	Penn St.	65	76				14	H	Maryland	66	80		
		186	A	Wisconsin	67	75				101	A	Ohio St.	70	78		
		46	H	Michigan	56	70				116	H	Northwestern	56	64		
		7	A	Iowa	66	88				43	A	Michigan St.	60	77		

Non-Div I Games:

Illinois

Average RPI Win:	218	WON-LOST	WINNING	LAST 10	STRENGTH OF	OPP. STRENGTH	TEAM	ADJ.	CONF.	ADJ CONF.
Average RPI Loss:	143	RECORD	PCT. RANK	GAMES	SCHEDULE	OF SCHEDULE	RPI	RPI	RPI	RPI
DIV. I ONLY	18- 12	115	0- 1	186	212	132	132	13	13	
DIV. I NON-CONF.	6- 4	125	0- 0	299	310	176	176	15	15	
TOTALS	RPI 1-25	RPI 26-50	W-L RECORDS	RPI 51-100	RPI 101-999	RPI 150+				
18- 12	0- 3	0- 0	OVERALL	3- 2	15- 7	15- 7				
10- 3	0- 1	0- 0	HOME	1- 1	9- 1	9- 1				
7- 8	0- 1	0- 0	AWAY	2- 1	5- 6	5- 6				
1- 1	0- 1	0- 0	NEUTRAL	0- 0	1- 0	1- 0				
6- 4	0- 0	0- 0	NON-CONFERENCE	0- 1	6- 3	6- 3				
4- 0	0- 0	0- 0	HOME	0- 0	4- 0	4- 0				
2- 4	0- 0	0- 0	AWAY	0- 1	2- 3	2- 3				
0- 0	0- 0	0- 0	NEUTRAL	0- 0	0- 0	0- 0				
12- 8	0- 3	0- 0	CONFERENCE	3- 1	9- 4	9- 4				
6- 3	0- 1	0- 0	HOME	1- 1	5- 1	5- 1				
5- 4	0- 1	0- 0	AWAY	2- 0	3- 3	3- 3				
1- 1	0- 1	0- 0	NEUTRAL	0- 0	1- 0	1- 0				

RPI 1-25				RPI 26-50				RPI 51-100				RPI 101+ Team's RPI: 132			
RPI	S	Opponent	Score	RPI	S	Opponent	Score	RPI	S	Opponent	Score	RPI	S	Opponent	Score
20	A	Drake	61 88					52	A	Missouri St.	60 56	154	A	Bradley	65 75
20	H	Drake	64 82					52	H	Missouri St.	47 59	154	H	Bradley	68 79
20	N	Drake	54 65					74	A	Butler	56 58	154	N	Bradley	61 55
								87	A	UNI	54 53	156	A	Southern Ill.	68 66
								87	H	UNI	66 64	156	H	Southern Ill.	60 52
												184	H	Saint Louis	72 67
												197	A	Eastern Mich.	41 50
												224	H	North Dakota	67 55
												228	A	UMKC	62 55
												238	A	SIUE	61 68
												243	A	Northern Ky.	58 53
												249	A	Indiana St.	44 59
												249	H	Indiana St.	78 70
												254	A	Loyola Chicago	59 62
												254	H	Loyola Chicago	65 52
												261	H	Austin Peay	61 49
												285	A	Cleveland St.	63 67
												304	A	Valparaiso	70 67
												304	H	Valparaiso	74 53
												310	H	Oakland	62 56
												331	A	Evansville	72 61
												331	H	Evansville	82 59
LAST 12 Division I GAMES:															
		20	N	Drake	54	65				154	A	Bradley	65	75	
		154	N	Bradley	61	55				156	A	Southern Ill.	68	66	
		87	A	UNI	54	53				52	A	Missouri St.	60	56	
		20	A	Drake	61	88				249	H	Indiana St.	78	70	
		304	H	Valparaiso	74	53				331	H	Evansville	82	59	
		254	H	Loyola Chicago	65	52				304	A	Valparaiso	70	67	

Non-Div I Games: Maryville (MO) 61 52

Illinois St.

Loss, Non-Conf, S Site, H Home A Away N Neutral

Average RPI Win:	295	WON-LOST	WINNING	LAST 10	STRENGTH OF	OPP. STRENGTH	TEAM	ADJ.	CONF.	ADJ CONF.
Average RPI Loss:	162	RECORD	PCT. RANK	GAMES	SCHEDULE	OF SCHEDULE	RPI	RPI	RPI	RPI
DIV. I ONLY	5- 24	329	0- 1	149	272	308	308	25	25	
DIV. I NON-CONF.	0- 11	336	0- 0	79	184	300	300	22	22	
TOTALS	RPI 1-25	RPI 26-50	W-L RECORDS	RPI 51-100	RPI 101-999	RPI 150+				
5- 24	0- 1	0- 2	OVERALL	0- 6	5- 15	5- 11				
4- 9	0- 0	0- 1	HOME	0- 3	4- 5	4- 3				
1- 15	0- 1	0- 1	AWAY	0- 3	1- 10	1- 8				
0- 0	0- 0	0- 0	NEUTRAL	0- 0	0- 0	0- 0				
0- 11	0- 1	0- 2	NON-CONFERENCE	0- 2	0- 6	0- 4				
0- 4	0- 0	0- 1	HOME	0- 1	0- 2	0- 1				
0- 7	0- 1	0- 1	AWAY	0- 1	0- 4	0- 3				
0- 0	0- 0	0- 0	NEUTRAL	0- 0	0- 0	0- 0				
5- 13	0- 0	0- 0	CONFERENCE	0- 4	5- 9	5- 7				
4- 5	0- 0	0- 0	HOME	0- 2	4- 3	4- 2				
1- 8	0- 0	0- 0	AWAY	0- 2	1- 6	1- 5				
0- 0	0- 0	0- 0	NEUTRAL	0- 0	0- 0	0- 0				

RPI 1-25					RPI 26-50					RPI 51-100					RPI 101+					Team's RPI: 308	
RPI	S	Opponent	Score		RPI	S	Opponent	Score		RPI	S	Opponent	Score		RPI	S	Opponent	Score			
23	A	Arizona St.	43	81	31	H	Rice	63	74	62	A	Lamar University	53	79	108	A	Minnesota	39	75		
					40	A	South Dakota	43	96	62	H	Lamar University	51	77	111	H	Houston	60	79		
										76	H	UT Arlington	49	97	124	A	Abilene Christian	53	102		
										78	A	SFA	48	65	124	H	Abilene Christian	50	71		
										78	H	SFA	56	66	166	A	Nicholls St.	62	86		
										81	A	Arizona	42	84	183	H	Sam Houston St.	56	76		
															206	A	Massachusetts	59	71		
															208	A	San Diego St.	38	81		
															234	A	A&M-Corpus Christi	49	57		
															234	H	A&M-Corpus Christi	77	72		
															277	A	Central Ark.	43	74		
															288	A	New Orleans	55	58		
															288	H	New Orleans	81	69		
															312	A	McNeese	68	66		
															313	H	Weber St.	64	72		
															318	H	Northwestern St.	100	91		
															321	H	Southeastern La.	76	69		
															332	A	Houston Baptist	59	60		
															332	H	Houston Baptist	52	67		
															342	A	Grand Canyon	63	74		
LAST 12 Division I GAMES:																					
124	A	Abilene Christian	53	102	124	H	Abilene Christian	50	71												
332	H	Houston Baptist	52	67	321	H	Southeastern La.	76	69												
234	H	A&M-Corpus Christi	77	72	234	A	A&M-Corpus Christi	49	57												
318	H	Northwestern St.	100	91	288	A	New Orleans	55	58												
78	A	SFA	48	65	332	A	Houston Baptist	59	60												
62	A	Lamar University	53	79	288	H	New Orleans	81	69												

Non-Div I Games:

Incarnate Word

Indiana

Through Games Of March 17, 2019

Average RPI Win:	124	WON-LOST	WINNING	LAST 10	STRENGTH OF	OPP. STRENGTH	TEAM	ADJ.	CONF.	ADJ CONF.
Average RPI Loss:	75	RECORD	PCT. RANK	GAMES	SCHEDULE	OF SCHEDULE	RPI	RPI	RPI	RPI
DIV. I ONLY	20- 12	103	1- 0	37	60	48	48	4	4	
DIV. I NON-CONF.	11- 1	13	0- 0	113	89	21	21	6	6	
TOTALS	RPI 1-25	RPI 26-50	W-L RECORDS	RPI 51-100	RPI 101-999	RPI 150+				
20- 12	1- 2	4- 4	OVERALL	4- 1	11- 5	6- 1				
11- 4	1- 1	2- 1	HOME	3- 0	5- 2	3- 0				
6- 6	0- 0	1- 3	AWAY	1- 1	4- 2	3- 0				
3- 2	0- 1	1- 0	NEUTRAL	0- 0	2- 1	0- 1				
11- 1	0- 0	2- 0	NON-CONFERENCE	2- 0	7- 1	4- 1				
6- 0	0- 0	0- 0	HOME	2- 0	4- 0	3- 0				
3- 0	0- 0	1- 0	AWAY	0- 0	2- 0	1- 0				
2- 1	0- 0	1- 0	NEUTRAL	0- 0	1- 1	0- 1				
9- 11	1- 2	2- 4	CONFERENCE	2- 1	4- 4	2- 0				
5- 4	1- 1	2- 1	HOME	1- 0	1- 2	0- 0				
3- 6	0- 0	0- 3	AWAY	1- 1	2- 2	2- 0				
1- 1	0- 1	0- 0	NEUTRAL	0- 0	1- 0	0- 0				

RPI 1-25				RPI 26-50				Team's RPI: 48	RPI 51-100				RPI 101+			
RPI	S	Opponent	Score	RPI	S	Opponent	Score		RPI	S	Opponent	Score	RPI	S	Opponent	Score
7	H	Iowa	75 73	29	A	Rutgers	64 69		52	H	Missouri St.	98 74	101	A	Ohio St.	50 55
7	N	Iowa	61 70	29	H	Rutgers	61 69		74	H	Butler	66 46	104	N	Loyola Marymount	67 43
14	H	Maryland	56 76	35	A	UCLA	67 65		89	A	Purdue	53 56	108	H	Minnesota	61 65
				40	N	South Dakota	68 60		89	H	Purdue	73 51	108	N	Minnesota	66 58
				43	A	Michigan St.	61 77		94	A	Nebraska	82 78	116	A	Northwestern	49 69
				43	H	Michigan St.	68 64						116	H	Northwestern	69 75
				46	A	Michigan	58 67						126	H	Northern Ill.	91 73
				46	H	Michigan	70 60						145	H	Penn St.	83 75
													147	A	Wake Forest	87 73
													186	A	Wisconsin	75 68
													198	H	Milwaukee	68 66
													207	N	Grambling	62 65
													213	H	Florida	83 64
													225	A	Illinois	85 83
													235	H	North Florida	75 52
													310	A	Oakland	59 32
LAST 12 Division I GAMES:																
108	N	Minnesota	66 58	46	A	Michigan	58 67									
7	N	Iowa	61 70	43	A	Michigan St.	61 77									
89	H	Purdue	73 51	108	H	Minnesota	61 65									
116	A	Northwestern	49 69	94	A	Nebraska	82 78									
7	H	Iowa	75 73	29	A	Rutgers	64 69									
29	H	Rutgers	61 69	14	H	Maryland	56 76									

Non-Div I Games:

Indiana

■ Loss,
 ■ Non-Conf, S Site,
 ■ Home
 ■ Away
 N Neutral

Average RPI Win:	256	WON-LOST	WINNING	LAST 10	STRENGTH OF	OPP. STRENGTH	TEAM	ADJ.	CONF.	ADJ CONF.
Average RPI Loss:	156	RECORD	PCT. RANK	GAMES	SCHEDULE	OF SCHEDULE	RPI	RPI	RPI	RPI
DIV. I ONLY	10- 19	257	0- 1	224	230	249	249	13	13	
DIV. I NON-CONF.	5- 5	162	0- 0	272	336	197	197	15	15	
TOTALS	RPI 1-25	RPI 26-50	W-L RECORDS	RPI 51-100	RPI 101-999	RPI 150+				
10- 19	0- 2	0- 0	OVERALL	0- 5	10- 12	9- 10				
3- 8	0- 1	0- 0	HOME	0- 2	3- 5	2- 4				
7- 9	0- 1	0- 0	AWAY	0- 3	7- 5	7- 4				
0- 2	0- 0	0- 0	NEUTRAL	0- 0	0- 2	0- 2				
5- 5	0- 0	0- 0	NON-CONFERENCE	0- 1	5- 4	5- 3				
1- 1	0- 0	0- 0	HOME	0- 0	1- 1	1- 0				
4- 3	0- 0	0- 0	AWAY	0- 1	4- 2	4- 2				
0- 1	0- 0	0- 0	NEUTRAL	0- 0	0- 1	0- 1				
5- 14	0- 2	0- 0	CONFERENCE	0- 4	5- 8	4- 7				
2- 7	0- 1	0- 0	HOME	0- 2	2- 4	1- 4				
3- 6	0- 1	0- 0	AWAY	0- 2	3- 3	3- 2				
0- 1	0- 0	0- 0	NEUTRAL	0- 0	0- 1	0- 1				

RPI 1-25				RPI 26-50				RPI 51-100				RPI 101+				Team's RPI: 249	
RPI	S	Opponent	Score	RPI	S	Opponent	Score	RPI	S	Opponent	Score	RPI	S	Opponent	Score		
20	A	Drake	77 96					52	A	Missouri St.	58 71	132	A	Illinois St.	70 78		
20	H	Drake	68 70					52	H	Missouri St.	66 76	132	H	Illinois St.	59 44		
								74	A	Butler	49 72	135	H	IUPUI	59 64		
								87	A	UNI	63 71	154	A	Bradley	80 81		
								87	H	UNI	51 71	154	H	Bradley	45 61		
												156	A	Southern Ill.	61 58		
												156	H	Southern Ill.	61 80		
												171	N	UC Irvine	61 77		
												184	A	Saint Louis	60 56		
												222	A	Marshall	62 53		
												225	A	Illinois	57 75		
												245	A	Southeast Mo. St.	62 51		
												254	A	Loyola Chicago	54 56		
												254	H	Loyola Chicago	36 44		
												295	A	Eastern Ill.	39 63		
												304	A	Valparaiso	86 82		
												304	H	Valparaiso	67 59		
												304	N	Valparaiso	77 79		
												331	A	Evansville	76 69		
												331	H	Evansville	56 59		
												339	H	UIC	60 53		
												342	A	Grand Canyon	88 81		
LAST 12 Division I GAMES:																	
				304	N	Valparaiso	77 79					304	H	Valparaiso	67 59		
				52	H	Missouri St.	66 76					254	H	Loyola Chicago	36 44		
				156	H	Southern Ill.	61 80					132	A	Illinois St.	70 78		
				331	H	Evansville	56 59					154	A	Bradley	80 81		
				20	A	Drake	77 96					331	A	Evansville	76 69		
				87	A	UNI	63 71					87	H	UNI	51 71		

Non-Div I Games: Davenport 79 43

Indiana St.

Loss, Non-Conf, S Site, H Home A Away N Neutral

Average RPI Win: 281	WON-LOST	WINNING	LAST 10	STRENGTH OF	OPP. STRENGTH	TEAM	ADJ.	CONF.	ADJ CONF.
Average RPI Loss: 182	RECORD	PCT. RANK	GAMES	SCHEDULE	OF SCHEDULE	RPI	RPI	RPI	RPI
DIV. I ONLY	5- 26	335	1- 0	221	263	324	324	26	26
DIV. I NON-CONF.	1- 10	329	0- 0	54	97	276	276	27	27
TOTALS	RPI 1-25	RPI 26-50	W-L RECORDS	RPI 51-100	RPI 101-999	RPI 150+			
5- 26	0- 0	0- 3	OVERALL	0- 3	5- 20	5- 17			
2- 13	0- 0	0- 2	HOME	0- 2	2- 9	2- 7			
2- 12	0- 0	0- 1	AWAY	0- 1	2- 10	2- 9			
1- 1	0- 0	0- 0	NEUTRAL	0- 0	1- 1	1- 1			
1- 10	0- 0	0- 2	NON-CONFERENCE	0- 3	1- 5	1- 3			
1- 5	0- 0	0- 1	HOME	0- 2	1- 2	1- 0			
0- 5	0- 0	0- 1	AWAY	0- 1	0- 3	0- 3			
0- 0	0- 0	0- 0	NEUTRAL	0- 0	0- 0	0- 0			
4- 16	0- 0	0- 1	CONFERENCE	0- 0	4- 15	4- 14			
1- 8	0- 0	0- 1	HOME	0- 0	1- 7	1- 7			
2- 7	0- 0	0- 0	AWAY	0- 0	2- 7	2- 6			
1- 1	0- 0	0- 0	NEUTRAL	0- 0	1- 1	1- 1			

RPI S	Opponent	Score	RPI S	Opponent	Score	RPI S	Opponent	Score	RPI S	Opponent	Score	Team's RPI: 324
32	H Central Mich.	39 82	57	H Penn	43 66	117	H St. John's (NY)	35 61				
37	A Bucknell	43 81	82	H Fordham	40 57	118	A Marist	36 76				
41	H Quinnipiac	39 76	86	A Toledo	38 84	139	H Stony Brook	51 53				
						151	A Kansas	44 75				
						165	A Temple	39 59				
						168	A Rider	64 75				
						168	H Rider	58 66				
						168	N Rider	46 54				
						215	A Monmouth	52 51				
						215	H Monmouth	38 55				
						216	H George Washington	52 43				
						229	A Hofstra	49 74				
						266	A Manhattan	33 55				
						266	H Manhattan	52 54				
						271	A Niagara	53 72				
						271	H Niagara	46 58				
						278	A Siena	47 59				
						278	H Siena	45 66				
						278	N Siena	75 64				
						282	A Fairfield	56 67				
						282	H Fairfield	42 55				
						286	A Canisius	47 67				
						286	H Canisius	40 48				
						347	A Saint Peter's	58 53				
						347	H Saint Peter's	61 57				
LAST 12 Division I GAMES:												
278	N Siena	75 64	215	A Monmouth	52 51							
168	N Rider	46 54	168	A Rider	64 75							
347	A Saint Peter's	58 53	278	H Siena	45 66							
282	A Fairfield	56 67	271	A Niagara	53 72							
266	H Manhattan	52 54	286	A Canisius	47 67							
347	H Saint Peter's	61 57	41	H Quinnipiac	39 76							

Non-Div I Games:

Iona

■ Loss,
■ Non-Conf,
■ S Site,
■ H Home
■ A Away
N Neutral

Average RPI Win:	104	WON-LOST	WINNING	LAST 10	STRENGTH OF	OPP. STRENGTH	TEAM	ADJ.	CONF.	ADJ CONF.
Average RPI Loss:	41	RECORD	PCT. RANK	GAMES	SCHEDULE	OF SCHEDULE	RPI	RPI	RPI	RPI
DIV. I ONLY	26- 6	18	1- 0	8	40	7	7	4	4	
DIV. I NON-CONF.	9- 2	43	0- 0	10	33	9	9	6	6	
TOTALS	RPI 1-25	RPI 26-50	W-L RECORDS	RPI 51-100	RPI 101-999	RPI 150+				
26- 6	4- 2	5- 3	OVERALL	6- 1	11- 0	6- 0				
15- 0	2- 0	3- 0	HOME	3- 0	7- 0	5- 0				
7- 5	1- 1	0- 3	AWAY	2- 1	4- 0	1- 0				
4- 1	1- 1	2- 0	NEUTRAL	1- 0	0- 0	0- 0				
9- 2	2- 2	0- 0	NON-CONFERENCE	3- 0	4- 0	3- 0				
6- 0	1- 0	0- 0	HOME	1- 0	4- 0	3- 0				
2- 1	1- 1	0- 0	AWAY	1- 0	0- 0	0- 0				
1- 1	0- 1	0- 0	NEUTRAL	1- 0	0- 0	0- 0				
17- 4	2- 0	5- 3	CONFERENCE	3- 1	7- 0	3- 0				
9- 0	1- 0	3- 0	HOME	2- 0	3- 0	2- 0				
5- 4	0- 0	0- 3	AWAY	1- 1	4- 0	1- 0				
3- 0	1- 0	2- 0	NEUTRAL	0- 0	0- 0	0- 0				

RPI	S	Opponent	Score	RPI	S	Opponent	Score	RPI	S	Opponent	Score	RPI	S	Opponent	Score
1	A	Notre Dame	71 105	29	H	Rutgers	72 66	80	N	West Virginia	84 81	101	A	Ohio St.	78 52
11	H	Iowa St.	73 70	29	N	Rutgers	72 67	87	H	UNI	83 57	108	A	Minnesota	81 63
14	H	Maryland	86 73	43	A	Michigan St.	70 84	89	A	Purdue	57 62	116	H	Northwestern	74 50
14	N	Maryland	90 76	43	H	Michigan St.	86 71	89	H	Purdue	72 58	135	H	IUPUI	72 58
20	A	Drake	91 82	46	A	Michigan	81 90	94	A	Nebraska	74 58	145	A	Penn St.	81 61
21	N	Florida St.	67 71	46	H	Michigan	75 61	94	H	Nebraska	77 71	160	H	Oral Roberts	90 77
				48	A	Indiana	73 75	95	A	Western Ky.	104 67	173	H	Robert Morris	92 63
				48	N	Indiana	70 61					186	H	Wisconsin	71 53
												225	A	Illinois	94 75
												225	H	Illinois	88 66
												335	H	N.C. Central	106 39
LAST 12 Division I GAMES:															
48	N	Indiana	70 61	48	A	Indiana	73 75								
29	N	Rutgers	72 67	14	H	Maryland	86 73								
14	N	Maryland	90 76	225	H	Illinois	88 66								
21	N	Florida St.	67 71	101	A	Ohio St.	78 52								
116	H	Northwestern	74 50	43	H	Michigan St.	86 71								
94	A	Nebraska	74 58	145	A	Penn St.	81 61								

Non-Div I Games:

Iowa

■ Loss,
■ Non-Conf, S Site,
■ Home
■ Away
N Neutral

Average RPI Win:	111	WON-LOST	WINNING	LAST 10	STRENGTH OF	OPP. STRENGTH	TEAM	ADJ.	CONF.	ADJ CONF.
Average RPI Loss:	27	RECORD	PCT. RANK	GAMES	SCHEDULE	OF SCHEDULE	RPI	RPI	RPI	RPI
DIV. I ONLY	25- 8	44	1- 0	5	25	11	11	3	3	
DIV. I NON-CONF.	10- 2	37	0- 0	12	77	10	10	3	3	
TOTALS	RPI 1-25	RPI 26-50	W-L RECORDS	RPI 51-100	RPI 101-999	RPI 150+				
25- 8	2- 4	6- 2	OVERALL	3- 2	14- 0	9- 0				
16- 2	2- 1	3- 1	HOME	3- 0	8- 0	5- 0				
6- 5	0- 2	2- 1	AWAY	0- 2	4- 0	2- 0				
3- 1	0- 1	1- 0	NEUTRAL	0- 0	2- 0	2- 0				
10- 2	2- 1	2- 1	NON-CONFERENCE	1- 0	5- 0	4- 0				
9- 0	2- 0	2- 0	HOME	1- 0	4- 0	3- 0				
0- 2	0- 1	0- 1	AWAY	0- 0	0- 0	0- 0				
1- 0	0- 0	0- 0	NEUTRAL	0- 0	1- 0	1- 0				
15- 6	0- 3	4- 1	CONFERENCE	2- 2	9- 0	5- 0				
7- 2	0- 1	1- 1	HOME	2- 0	4- 0	2- 0				
6- 3	0- 1	2- 0	AWAY	0- 2	4- 0	2- 0				
2- 1	0- 1	1- 0	NEUTRAL	0- 0	1- 0	1- 0				

RPI 1-25				Team's RPI: 11		RPI 26-50				RPI 51-100				RPI 101+			
RPI	S	Opponent	Score	RPI	S	Opponent	Score	RPI	S	Opponent	Score	RPI	S	Opponent	Score		
2	A	Baylor	69 84	28	A	Texas	82 73	58	A	TCU	69 76	126	H	Northern Ill.	70 60		
2	H	Baylor	60 73	28	H	Texas	62 64	58	H	TCU	92 54	140	A	Texas Tech	64 62		
2	N	Baylor	49 67	28	N	Texas	75 69	67	H	Arkansas	91 82	140	H	Texas Tech	105 66		
7	A	Iowa	70 73	33	A	Kansas St.	81 52	80	A	West Virginia	64 73	143	A	Oklahoma St.	84 71		
19	H	Miami (FL)	75 52	33	H	Kansas St.	96 58	80	H	West Virginia	77 61	143	H	Oklahoma St.	89 67		
20	H	Drake	86 81	37	H	Bucknell	86 61					151	A	Kansas	82 73		
				40	A	South Dakota	59 64					151	H	Kansas	69 49		
				50	H	Auburn	67 64					151 N	Kansas	75 58			
LAST 12 Division I GAMES:																	
				151 N	Kansas	75 58		151	H	Kansas	69 49						
				28 N	Texas	75 69		28	A	Texas	82 73						
				2 N	Baylor	49 67		140	A	Texas Tech	64 62						
				126	H	Northern Ill.	70 60	2	H	Baylor	60 73						
				50	H	Auburn	67 64	153	A	Oklahoma	91 70						
				19	H	Miami (FL)	75 52	143	H	Oklahoma St.	89 67						

Non-Div I Games:

Iowa St.

Average RPI Win:	281	WON-LOST	WINNING	LAST 10	STRENGTH OF	OPP. STRENGTH	TEAM	ADJ.	CONF.	ADJ CONF.
Average RPI Loss:	187	RECORD	PCT. RANK	GAMES	SCHEDULE	OF SCHEDULE	RPI	RPI	RPI	RPI
DIV. I ONLY	16- 14	148	1- 0	337	310	247	247	29	29	
DIV. I NON-CONF.	2- 7	288	0- 0	260	197	297	297	28	28	
TOTALS	RPI 1-25	RPI 26-50	W-L RECORDS	RPI 51-100	RPI 101-999	RPI 150+				
16- 14	0- 1	0- 0	OVERALL	0- 2	16- 11	16- 11				
9- 3	0- 0	0- 0	HOME	0- 0	9- 3	9- 3				
5- 9	0- 1	0- 0	AWAY	0- 2	5- 6	5- 6				
2- 2	0- 0	0- 0	NEUTRAL	0- 0	2- 2	2- 2				
2- 7	0- 1	0- 0	NON-CONFERENCE	0- 2	2- 4	2- 4				
1- 1	0- 0	0- 0	HOME	0- 0	1- 1	1- 1				
0- 5	0- 1	0- 0	AWAY	0- 2	0- 2	0- 2				
1- 1	0- 0	0- 0	NEUTRAL	0- 0	1- 1	1- 1				
14- 7	0- 0	0- 0	CONFERENCE	0- 0	14- 7	14- 7				
8- 2	0- 0	0- 0	HOME	0- 0	8- 2	8- 2				
5- 4	0- 0	0- 0	AWAY	0- 0	5- 4	5- 4				
1- 1	0- 0	0- 0	NEUTRAL	0- 0	1- 1	1- 1				

RPI S	Opponent	Score	RPI S	Opponent	Score	RPI S	Opponent	Score	RPI S	Opponent	Score	Team's RPI: 247
8	A Mississippi St.	38 105				67	A Arkansas	57 76	152	A Southern U.	59 52	
						76	A UT Arlington	63 99	152	H Southern U.	74 76	
									152	N Southern U.	41 45	
									164	N Akron	57 74	
									188	A Prairie View	57 76	
									188	H Prairie View	80 89	
									188	N Prairie View	75 63	
									207	A Grambling	77 74	
									207	H Grambling	89 60	
									226	A Texas Southern	67 76	
									226	H Texas Southern	73 64	
									232	A Memphis	67 68	
									268	A Alabama St.	67 74	
									268	H Alabama St.	75 59	
									268	H Alabama St.	78 58	
									269	A Louisiana	61 68	
									277	H Central Ark.	65 56	
									301	A Alabama A&M	55 58	
									301	H Alabama A&M	69 51	
									321	H Southeastern La.	45 50	
									329	A Mississippi Val.	87 86	
									329	H Mississippi Val.	87 56	
									339	N UIC	72 57	
									349	A Ark.-Pine Bluff	61 41	
									349	H Ark.-Pine Bluff	60 41	
									350	A Alcorn	82 61	
LAST 12 Division I GAMES:												
268	H	Alabama St.	75	59	329	A	Mississippi Val.	87	86			
152	N	Southern U.	41	45	207	H	Grambling	89	60			
188	N	Prairie View	75	63	226	H	Texas Southern	73	64			
268	H	Alabama St.	78	58	188	H	Prairie View	80	89			
301	H	Alabama A&M	69	51	152	A	Southern U.	59	52			
349	A	Ark.-Pine Bluff	61	41	350	A	Alcorn	82	61			

Non-Div I Games: Spring Hill 105 57 Millsaps 88 38

Jackson St.

Loss, Non-Conf, S Site, H Home A Away N Neutral

RPI	S	Opponent	Score
350	H	Alcorn	88 66

Jackson St.

J
a
c
k
s
o
n
s
t
.

J
a
c
k
s
o
n
s
t
.

Through Games Of March 17, 2019

RPI 1-25			
RPI	S	Opponent	Score
16	A	Texas A&M	53 73
21	A	Florida St.	46 79
RPI 26-50			
RPI	S	Opponent	Score
RPI 51-100			
RPI	S	Opponent	Score
63	A	FGCU	58 82
63	H	FGCU	62 68
Team's RPI: 233			
RPI	S	Opponent	Score
110	N	Old Dominion	76 78
132	H	Mercer	71 66
145	A	Penn St.	61 80
180	A	Liberty	53 65
180	A	Liberty	64 52
180	H	Liberty	75 85
200	A	North Ala.	59 68
200	H	North Ala.	59 62
201	H	Bethune-Cookman	56 58
210	A	Stetson	46 54
210	H	Stetson	56 69
235	A	North Florida	80 72
235	H	North Florida	75 63
280	A	Charleston So.	68 58
292	A	Kennesaw St.	55 75
292	H	Kennesaw St.	68 53
301	N	Alabama A&M	60 65
322	A	FIU	73 62
325	A	NJIT	61 56
325	H	NJIT	69 55
330	A	Lipscomb	58 61
330	H	Lipscomb	62 47
345	A	Savannah St.	68 58
LAST 12 Division I GAMES:			
180	A	Liberty	53 65
63	H	FGCU	62 68
200	A	North Ala.	59 68
325	H	NJIT	69 55
235	H	North Florida	75 63
210	A	Stetson	46 54
330	A	Lipscomb	58 61
292	H	Kennesaw St.	68 53
63	A	FGCU	58 82
210	H	Stetson	56 69
180	H	Liberty	75 85
235	A	North Florida	80 72

Jacksonville

Page 144

Average RPI Win:	272	WON-LOST	WINNING	LAST 10	STRENGTH OF	OPP. STRENGTH	TEAM	ADJ.	CONF.	ADJ CONF.
Average RPI Loss:	139	RECORD	PCT. RANK	GAMES	SCHEDULE	OF SCHEDULE	RPI	RPI	RPI	RPI
DIV. I ONLY	14- 15	185	0- 1	281	232	217	217	22	22	
DIV. I NON-CONF.	5- 5	162	0- 0	282	150	208	208	23	23	
TOTALS	RPI 1-25	RPI 26-50	W-L RECORDS	RPI 51-100	RPI 101-999	RPI 150+				
14- 15	0- 0	0- 3	OVERALL	0- 2	14- 10	12- 4				
6- 6	0- 0	0- 2	HOME	0- 1	6- 3	4- 2				
8- 6	0- 0	0- 1	AWAY	0- 0	8- 5	8- 1				
0- 3	0- 0	0- 0	NEUTRAL	0- 1	0- 2	0- 1				
5- 5	0- 0	0- 1	NON-CONFERENCE	0- 2	5- 2	4- 1				
1- 2	0- 0	0- 1	HOME	0- 1	1- 0	0- 0				
4- 1	0- 0	0- 0	AWAY	0- 0	4- 1	4- 0				
0- 2	0- 0	0- 0	NEUTRAL	0- 1	0- 1	0- 1				
9- 10	0- 0	0- 2	CONFERENCE	0- 0	9- 8	8- 3				
5- 4	0- 0	0- 1	HOME	0- 0	5- 3	4- 2				
4- 5	0- 0	0- 1	AWAY	0- 0	4- 4	4- 1				
0- 1	0- 0	0- 0	NEUTRAL	0- 0	0- 1	0- 0				

RPI S	Opponent	Score	RPI S	Opponent	Score	RPI S	Opponent	Score	RPI S	Opponent	Score	Team's RPI: 217
45	H Miami (OH)	41 58	90	N Harvard	62 69	113	A UT Martin	72 77				
47	A Belmont	52 66	92	H Troy	63 89	131	A Morehead St.	55 66				
47	H Belmont	41 64				131	H Morehead St.	68 57				
						131	N Morehead St.	60 77				
						140	A Texas Tech	58 71				
						144	H Georgia St.	61 56				
						146	A Tennessee Tech	59 62				
						146	H Tennessee Tech	49 66				
						158	N Washington St.	51 64				
						238	A SIUE	68 61				
						238	H SIUE	47 51				
						239	A Ole Miss	60 49				
						245	A Southeast Mo. St.	56 39				
						261	H Austin Peay	67 56				
						263	H Murray St.	59 64				
						295	A Eastern Ill.	49 52				
						295	H Eastern Ill.	78 49				
						301	A Alabama A&M	55 48				
						303	A Tennessee St.	62 52				
						303	H Tennessee St.	76 73				
						330	A Lipscomb	58 46				
						333	A Eastern Ky.	53 44				
						333	H Eastern Ky.	69 64				
						346	A Florida A&M	62 31				
LAST 12 Division I GAMES:												
131	N Morehead St.	60 77	303	H Tennessee St.	76 73							
158	N Washington St.	51 64	146	A Tennessee Tech	59 62							
238	A SIUE	68 61	245	A Southeast Mo. St.	56 39							
295	A Eastern Ill.	49 52	113	A UT Martin	72 77							
333	H Eastern Ky.	69 64	261	H Austin Peay	67 56							
131	H Morehead St.	68 57	263	H Murray St.	59 64							

Non-Div I Games: Montevallo 84 52

Jacksonville St.

■ Loss,
 ■ Non-Conf,
 ■ S Site,
 ■ Home
 ■ A Away
 N Neutral

Average RPI Win:	172	WON-LOST	WINNING	LAST 10	STRENGTH OF	OPP. STRENGTH	TEAM	ADJ.	CONF.	ADJ CONF.
Average RPI Loss:	143	RECORD	PCT. RANK	GAMES	SCHEDULE	OF SCHEDULE	RPI	RPI	RPI	RPI
DIV. I ONLY	25- 5	17	0- 1	152	110	36	36	10	10	
DIV. I NON-CONF.	8- 3	72	0- 0	187	130	64	64	10	10	
TOTALS	RPI 1-25	RPI 26-50	W-L RECORDS	RPI 51-100	RPI 101-999	RPI 150+				
25- 5	0- 1	0- 0	OVERALL	5- 0	20- 4	13- 2				
14- 0	0- 0	0- 0	HOME	3- 0	11- 0	6- 0				
11- 4	0- 1	0- 0	AWAY	2- 0	9- 3	7- 1				
0- 1	0- 0	0- 0	NEUTRAL	0- 0	0- 1	0- 1				
8- 3	0- 1	0- 0	NON-CONFERENCE	1- 0	7- 2	5- 1				
5- 0	0- 0	0- 0	HOME	1- 0	4- 0	2- 0				
3- 3	0- 1	0- 0	AWAY	0- 0	3- 2	3- 1				
0- 0	0- 0	0- 0	NEUTRAL	0- 0	0- 0	0- 0				
17- 2	0- 0	0- 0	CONFERENCE	4- 0	13- 2	8- 1				
9- 0	0- 0	0- 0	HOME	2- 0	7- 0	4- 0				
8- 1	0- 0	0- 0	AWAY	2- 0	6- 1	4- 0				
0- 1	0- 0	0- 0	NEUTRAL	0- 0	0- 1	0- 1				

RPI 1-25				RPI 26-50		Team's RPI: 36		RPI 51-100				RPI 101+			
RPI	S	Opponent	Score	RPI	S	Opponent	Score	RPI	S	Opponent	Score	RPI	S	Opponent	Score
14	A	Maryland	63 87					65	A	Drexel	51 35	107	A	Towson	63 56
								65	H	Drexel	58 47	107	H	Towson	71 59
								70	H	Georgetown	69 57	117	H	St. John's (NY)	64 51
								96	A	Northeastern	58 51	119	H	Dayton	68 55
								96	H	Northeastern	84 49	123	A	UNCW	63 66
												123	H	UNCW	58 51
												138	A	Delaware	68 43
												138	H	Delaware	56 51
												147	A	Wake Forest	49 50
												161	A	William & Mary	78 65
												161	H	William & Mary	65 48
												173	A	Robert Morris	59 36
												180	A	Liberty	74 53
												203	A	Hampton	65 72
												216	H	George Washington	50 37
												229	A	Hofstra	59 44
												229	H	Hofstra	77 54
												229	N	Hofstra	50 57
												240	A	Elon	74 46
												240	H	Elon	82 30
												296	A	Col. of Charleston	91 50
												296	H	Col. of Charleston	76 35
												306	H	Winthrop	56 39
												340	A	Delaware St.	103 57
LAST 12 Division I GAMES:															
229	N	Hofstra	50 57	123	H	UNCW	58 51	296	H	Col. of Charleston	76 35	306	H	Winthrop	56 39
138	H	Delaware	56 51	229	A	Hofstra	59 44	96	A	Northeastern	58 51	240	H	Elon	82 30
65	H	Drexel	58 47	107	A	Towson	63 56	107	H	Towson	71 59				
161	A	William & Mary	78 65	240	A	Elon	74 46								

Non-Div I Games:

James Madison

■ Loss,
 ■ Non-Conf,
 ■ S Site,
 ■ H Home
 ■ A Away
 N Neutral

Kansas

Through Games Of March 17, 2019

Average RPI Win:	186	WON-LOST	WINNING	LAST 10	STRENGTH OF	OPP. STRENGTH	TEAM	ADJ.	CONF.	ADJ CONF.
Average RPI Loss:	68	RECORD	PCT. RANK	GAMES	SCHEDULE	OF SCHEDULE	RPI	RPI	RPI	RPI
DIV. I ONLY	13- 18	217	1- 1	70	31	151	151	3	3	
DIV. I NON-CONF.	10- 1	17	0- 0	247	231	51	51	3	3	
TOTALS	RPI 1-25	RPI 26-50	W-L RECORDS	RPI 51-100	RPI 101-999	RPI 150+				
13- 18	0- 5	1- 3	OVERALL	1- 5	11- 5	9- 1				
8- 8	0- 2	0- 2	HOME	0- 2	8- 2	8- 0				
2- 9	0- 2	1- 1	AWAY	1- 3	0- 3	0- 1				
3- 1	0- 1	0- 0	NEUTRAL	0- 0	3- 0	1- 0				
10- 1	0- 0	0- 0	NON-CONFERENCE	1- 1	9- 0	8- 0				
7- 0	0- 0	0- 0	HOME	0- 0	7- 0	7- 0				
1- 1	0- 0	0- 0	AWAY	1- 1	0- 0	0- 0				
2- 0	0- 0	0- 0	NEUTRAL	0- 0	2- 0	1- 0				
3- 17	0- 5	1- 3	CONFERENCE	0- 4	2- 5	1- 1				
1- 8	0- 2	0- 2	HOME	0- 2	1- 2	1- 0				
1- 8	0- 2	1- 1	AWAY	0- 2	0- 3	0- 1				
1- 1	0- 1	0- 0	NEUTRAL	0- 0	1- 0	0- 0				

RPI	S	Opponent	Score	RPI	S	Opponent	Score	RPI	S	Opponent	Score	RPI	S	Opponent	Score	Team's RPI: 151
2	A	Baylor	40 80	28	A	Texas	43 62	58	A	TCU	53 58	116	N	Northwestern	66 57	
2	H	Baylor	68 94	28	H	Texas	73 91	58	H	TCU	66 76	140	A	Texas Tech	66 69	
11	A	Iowa St.	49 69	33	A	Kansas St.	61 54	80	A	West Virginia	50 71	140	H	Texas Tech	71 75	
11	H	Iowa St.	73 82	33	H	Kansas St.	62 72	80	H	West Virginia	61 75	143	A	Oklahoma St.	52 72	
11	N	Iowa St.	58 75					85	A	LSU	68 61	143	H	Oklahoma St.	62 72	
								94	A	Nebraska	52 58	143	N	Oklahoma St.	76 66	
												153	A	Oklahoma	67 78	
												153	H	Oklahoma	88 79	
												158	N	Washington St.	71 63	
												160	H	Oral Roberts	70 58	
												207	H	Grambling	76 45	
												227	H	George Mason	77 56	
												228	H	UMKC	67 55	
												279	H	Vermont	77 36	
												301	H	Alabama A&M	65 54	
												324	H	Iona	75 44	
LAST 12 Division I GAMES:																
143	N	Oklahoma St.	76 66	143	A	Oklahoma St.	52 72									
11	N	Iowa St.	58 75	2	A	Baylor	40 80									
116	N	Northwestern	66 57	140	H	Texas Tech	71 75									
11	A	Iowa St.	49 69	153	A	Oklahoma	67 78									
80	H	West Virginia	61 75	28	H	Texas	73 91									
58	H	TCU	66 76	33	H	Kansas St.	62 72									

Non-Div I Games:

Kansas

Loss, Non-Conf, S Site, H Home A Away N Neutral

Average RPI Win:	132	WON-LOST	WINNING	LAST 10	STRENGTH OF	OPP. STRENGTH	TEAM	ADJ.	CONF.	ADJ CONF.
Average RPI Loss:	33	RECORD	PCT. RANK	GAMES	SCHEDULE	OF SCHEDULE	RPI	RPI	RPI	RPI
DIV. I ONLY	21- 11	86	1- 0	17	17	33	33	3	3	
DIV. I NON-CONF.	9- 3	62	0- 0	65	28	45	45	3	3	
TOTALS	RPI 1-25	RPI 26-50	W-L RECORDS	RPI 51-100	RPI 101-999	RPI 150+				
21- 11	0- 8	3- 0	OVERALL	6- 2	12- 1	8- 1				
12- 4	0- 2	1- 0	HOME	3- 1	8- 1	6- 1				
7- 3	0- 2	1- 0	AWAY	2- 1	4- 0	2- 0				
2- 4	0- 4	1- 0	NEUTRAL	1- 0	0- 0	0- 0				
9- 3	0- 3	1- 0	NON-CONFERENCE	3- 0	5- 0	5- 0				
7- 0	0- 0	0- 0	HOME	2- 0	5- 0	5- 0				
1- 0	0- 0	0- 0	AWAY	1- 0	0- 0	0- 0				
1- 3	0- 3	1- 0	NEUTRAL	0- 0	0- 0	0- 0				
12- 8	0- 5	2- 0	CONFERENCE	3- 2	7- 1	3- 1				
5- 4	0- 2	1- 0	HOME	1- 1	3- 1	1- 1				
6- 3	0- 2	1- 0	AWAY	1- 1	4- 0	2- 0				
1- 1	0- 1	0- 0	NEUTRAL	1- 0	0- 0	0- 0				

RPI	S	Opponent	Score	RPI	S	Opponent	Score	Team's RPI: 33	RPI	S	Opponent	Score	RPI	S	Opponent	Score
2	A	Baylor	50 65	28	A	Texas	69 60		58	A	TCU	75 72	140	A	Texas Tech	66 62
2	H	Baylor	48 71	28	H	Texas	87 69		58	H	TCU	47 61	140	H	Texas Tech	75 67
2	N	Baylor	60 88	44	N	Princeton	80 61		61	A	Little Rock	53 47	143	A	Oklahoma St.	68 58
10	N	Syracuse	61 70						62	H	Lamar University	73 55	143	H	Oklahoma St.	59 48
11	A	Iowa St.	58 96						80	A	West Virginia	30 60	151	A	Kansas	72 62
11	H	Iowa St.	52 81						80	H	West Virginia	90 79	151	H	Kansas	54 61
18	N	DePaul	59 79						80	N	West Virginia	72 59	153	A	Oklahoma	83 75
23	N	Arizona St.	51 65						87	H	UNI	72 62	153	H	Oklahoma	86 56
													176	H	North Texas	60 42
													209	H	Vanderbilt	72 61
													228	H	UMKC	61 50
													277	H	Central Ark.	70 54
													326	H	Omaha	61 46
LAST 12 Division I GAMES:																
		80 N West Virginia	72 59			28 A Texas	69 60									
		2 N Baylor	60 88			2 H Baylor	48 71									
		143 A Oklahoma St.	68 58			153 A Oklahoma	83 75									
		140 H Texas Tech	75 67			151 A Kansas	72 62									
		80 H West Virginia	90 79			11 H Iowa St.	52 81									
		58 A TCU	75 72			58 H TCU	47 61									

Non-Div I Games:

Kansas St.

■ Loss,
■ Non-Conf, S Site,
■ Home
■ Away
N Neutral

Average RPI Win:	264	WON-LOST	WINNING	LAST 10	STRENGTH OF	OPP. STRENGTH	TEAM	ADJ.	CONF.	ADJ CONF.
Average RPI Loss:	176	RECORD	PCT. RANK	GAMES	SCHEDULE	OF SCHEDULE	RPI	RPI	RPI	RPI
DIV. I ONLY	8- 22	290	1- 0	197	292	292	292	24	24	
DIV. I NON-CONF.	3- 9	271	0- 0	147	296	273	273	26	26	
TOTALS	RPI 1-25	RPI 26-50	W-L RECORDS	RPI 51-100	RPI 101-999	RPI 150+				
8- 22	0- 0	0- 1	OVERALL	0- 4	8- 17	8- 13				
6- 4	0- 0	0- 0	HOME	0- 1	6- 3	6- 3				
1- 14	0- 0	0- 0	AWAY	0- 3	1- 11	1- 8				
1- 4	0- 0	0- 1	NEUTRAL	0- 0	1- 3	1- 2				
3- 9	0- 0	0- 1	NON-CONFERENCE	0- 1	3- 7	3- 3				
2- 0	0- 0	0- 0	HOME	0- 0	2- 0	2- 0				
0- 5	0- 0	0- 0	AWAY	0- 1	0- 4	0- 1				
1- 4	0- 0	0- 1	NEUTRAL	0- 0	1- 3	1- 2				
5- 13	0- 0	0- 0	CONFERENCE	0- 3	5- 10	5- 10				
4- 4	0- 0	0- 0	HOME	0- 1	4- 3	4- 3				
1- 9	0- 0	0- 0	AWAY	0- 2	1- 7	1- 7				
0- 0	0- 0	0- 0	NEUTRAL	0- 0	0- 0	0- 0				

RPI S	Opponent	Score	RPI S	Opponent	Score	RPI S	Opponent	Score	RPI S	Opponent	Score	Team's RPI: 292
43 N	Michigan St.	51 75	63 A	FGCU	48 79	109 N	Idaho St.	49 60				
			63 A	FGCU	48 77	132 A	Mercer	48 64				
			63 H	FGCU	46 69	142 A	Seton Hall	80 102				
			68 A	Georgia Tech	35 60	144 A	Georgia St.	73 79				
						180 A	Liberty	55 68				
						180 H	Liberty	61 67				
						191 H	Furman	74 63				
						193 A	East Carolina	56 68				
						200 A	North Ala.	55 80				
						200 H	North Ala.	74 72				
						201 N	Bethune-Cookman	61 64				
						210 A	Stetson	67 59				
						210 A	Stetson	69 76				
						210 H	Stetson	45 58				
						233 A	Jacksonville	53 68				
						233 H	Jacksonville	75 55				
						235 A	North Florida	66 74				
						235 H	North Florida	60 71				
						287 H	Ga. Southern	78 59				
						305 N	UMBC	53 57				
						325 A	NJIT	60 66				
						325 H	NJIT	70 47				
						330 A	Lipscomb	69 72				
						330 H	Lipscomb	67 36				
						335 N	N.C. Central	78 54				
LAST 12 Division I GAMES:												
210 A	Stetson	67 59	200 H	North Ala.	74 72							
63 A	FGCU	48 77	330 H	Lipscomb	67 36							
330 A	Lipscomb	69 72	235 A	North Florida	66 74							
210 H	Stetson	45 58	325 H	NJIT	70 47							
180 A	Liberty	55 68	233 A	Jacksonville	53 68							
63 A	FGCU	48 79	210 A	Stetson	69 76							

Non-Div I Games: Middle Ga. St. 80 70

Kennesaw St.

Average RPI Win:	190	WON-LOST	WINNING	LAST 10	STRENGTH OF	OPP. STRENGTH	TEAM	ADJ.	CONF.	ADJ CONF.
Average RPI Loss:	73	RECORD	PCT. RANK	GAMES	SCHEDULE	OF SCHEDULE	RPI	RPI	RPI	RPI
DIV. I ONLY	18- 12	115	1- 0	81	93	83	83	8	8	
DIV. I NON-CONF.	6- 4	125	0- 0	138	161	96	96	9	9	
TOTALS	RPI 1-25	RPI 26-50	W-L RECORDS	RPI 51-100	RPI 101-999	RPI 150+				
18- 12	1- 3	1- 5	OVERALL	1- 1	15- 3	13- 2				
11- 3	1- 0	1- 2	HOME	0- 0	9- 1	7- 0				
7- 8	0- 2	0- 3	AWAY	1- 1	6- 2	6- 2				
0- 1	0- 1	0- 0	NEUTRAL	0- 0	0- 0	0- 0				
6- 4	0- 1	0- 1	NON-CONFERENCE	0- 1	6- 1	5- 0				
3- 1	0- 0	0- 0	HOME	0- 0	3- 1	2- 0				
3- 3	0- 1	0- 1	AWAY	0- 1	3- 0	3- 0				
0- 0	0- 0	0- 0	NEUTRAL	0- 0	0- 0	0- 0				
12- 8	1- 2	1- 4	CONFERENCE	1- 0	9- 2	8- 2				
8- 2	1- 0	1- 2	HOME	0- 0	6- 0	5- 0				
4- 5	0- 1	0- 2	AWAY	1- 0	3- 2	3- 2				
0- 1	0- 1	0- 0	NEUTRAL	0- 0	0- 0	0- 0				

RPI 1-25				RPI 26-50				RPI 51-100				Team's RPI: 83	RPI 101+			
RPI	S	Opponent	Score	RPI	S	Opponent	Score	RPI	S	Opponent	Score		RPI	S	Opponent	Score
9	A	NC State	61 78	32	H	Central Mich.	75 82	59	A	Wright St.	55 61		122	H	Youngstown St.	62 34
25	A	Buffalo	66 75	34	A	Ohio	81 83	86	A	Toledo	58 47		126	H	Northern Ill.	87 78
25	H	Buffalo	62 53	34	H	Ohio	67 69						137	H	Duquesne	72 77
25	N	Buffalo	52 85	38	A	North Carolina	60 73						164	A	Akron	65 55
				45	A	Miami (OH)	63 79						164	H	Akron	73 58
				45	H	Miami (OH)	67 58						173	A	Robert Morris	54 46
													197	A	Eastern Mich.	67 54
													197	H	Eastern Mich.	71 64
													219	A	Bowling Green	49 62
													219	H	Bowling Green	77 73
													219	H	Bowling Green	86 62
													220	A	Ball St.	44 48
													243	H	Northern Ky.	62 61
													262	A	St. Bonaventure	76 64
													270	A	Western Mich.	56 52
													270	H	Western Mich.	55 51
													310	H	Oakland	75 65
													325	A	NJIT	57 40
LAST 12 Division I GAMES:																
219	H	Bowling Green	86 62	34	H	Ohio	67 69									
25	N	Buffalo	52 85	270	A	Western Mich.	56 52									
25	H	Buffalo	62 53	219	H	Bowling Green	77 73									
164	A	Akron	65 55	197	A	Eastern Mich.	67 54									
219	A	Bowling Green	49 62	25	A	Buffalo	66 75									
45	H	Miami (OH)	67 58	270	H	Western Mich.	55 51									

Non-Div I Games: Clarion 92 38

Kent St.

■ Loss,
 ■ Non-Conf,
 ■ S Site,
 ■ Home
 ■ A Away
 N Neutral

Kentucky

Through Games Of March 17, 2019

Average RPI Win:	132	WON-LOST	WINNING	LAST 10	STRENGTH OF	OPP. STRENGTH	TEAM	ADJ.	CONF.	ADJ CONF.
Average RPI Loss:	47	RECORD	PCT. RANK	GAMES	SCHEDULE	OF SCHEDULE	RPI	RPI	RPI	RPI
DIV. I ONLY	24- 7	38	0- 1	44	39	22	22	5	5	
DIV. I NON-CONF.	13- 1	9	0- 0	93	73	16	16	5	5	
TOTALS	RPI 1-25	RPI 26-50	W-L RECORDS	RPI 51-100	RPI 101-999	RPI 150+				
24- 7	1- 5	4- 1	OVERALL	6- 0	13- 1	9- 1				
15- 3	0- 2	1- 0	HOME	4- 0	10- 1	8- 1				
6- 3	1- 3	1- 0	AWAY	2- 0	2- 0	1- 0				
3- 1	0- 0	2- 1	NEUTRAL	0- 0	1- 0	0- 0				
13- 1	0- 1	2- 0	NON-CONFERENCE	2- 0	9- 0	6- 0				
10- 0	0- 0	0- 0	HOME	2- 0	8- 0	6- 0				
0- 1	0- 1	0- 0	AWAY	0- 0	0- 0	0- 0				
3- 0	0- 0	2- 0	NEUTRAL	0- 0	1- 0	0- 0				
11- 6	1- 4	2- 1	CONFERENCE	4- 0	4- 1	3- 1				
5- 3	0- 2	1- 0	HOME	2- 0	2- 1	2- 1				
6- 2	1- 2	1- 0	AWAY	2- 0	2- 0	1- 0				
0- 1	0- 0	0- 1	NEUTRAL	0- 0	0- 0	0- 0				

RPI	S	Opponent	Score	RPI	S	Opponent	Score	RPI	S	Opponent	Score	RPI	S	Opponent	Score
3	A	Louisville	75 80	30	H	Missouri	52 41	60	A	Tennessee	73 71	112	A	Georgia	58 53
8	A	Mississippi St.	71 86	30	N	Missouri	68 70	66	H	Middle Tenn.	72 55	114	H	High Point	71 49
16	A	Texas A&M	71 73	35	N	UCLA	75 74	67	H	Arkansas	61 59	115	N	South Fla.	85 63
16	H	Texas A&M	55 62	38	N	North Carolina	85 75	85	A	LSU	64 60	131	H	Morehead St.	87 57
17	A	South Carolina	65 57	50	A	Auburn	78 68	85	H	LSU	57 52	152	H	Southern U.	91 41
17	H	South Carolina	70 74					97	H	Virginia	63 51	157	A	Alabama	68 53
												192	H	Sacred Heart	71 43
												209	H	Vanderbilt	77 55
												213	H	Florida	62 51
												239	H	Ole Miss	49 55
												260	H	Rhode Island	75 52
												263	H	Murray St.	88 49
												268	H	Alabama St.	87 35
												341	H	Western Caro.	99 39
LAST 12 Division I GAMES:															
30	N	Missouri	68 70	157	A	Alabama	68 53								
112	A	Georgia	58 53	50	A	Auburn	78 68								
16	H	Texas A&M	55 62	213	H	Florida	62 51								
85	H	LSU	57 52	17	H	South Carolina	70 74								
17	A	South Carolina	65 57	16	A	Texas A&M	71 73								
67	H	Arkansas	61 59	30	H	Missouri	52 41								

Non-Div I Games:

Kentucky

■ Loss,
■ Non-Conf,
■ S Site,
■ H Home
■ A Away
N Neutral

Average RPI Win:	233	WON-LOST	WINNING	LAST 10	STRENGTH OF	OPP. STRENGTH	TEAM	ADJ.	CONF.	ADJ CONF.
Average RPI Loss:	262	RECORD	PCT. RANK	GAMES	SCHEDULE	OF SCHEDULE	RPI	RPI	RPI	RPI
DIV. I ONLY	4- 25	339	0- 1	344	350	351	351	31	31	
DIV. I NON-CONF.	1- 10	329	0- 0	334	348	350	350	31	31	
TOTALS	RPI 1-25	RPI 26-50	W-L RECORDS	RPI 51-100	RPI 101-999	RPI 150+				
4- 25	0- 0	0- 1	OVERALL	0- 0	4- 24	4- 23				
3- 10	0- 0	0- 0	HOME	0- 0	3- 10	3- 10				
1- 14	0- 0	0- 1	AWAY	0- 0	1- 13	1- 12				
0- 1	0- 0	0- 0	NEUTRAL	0- 0	0- 1	0- 1				
1- 10	0- 0	0- 1	NON-CONFERENCE	0- 0	1- 9	1- 8				
1- 3	0- 0	0- 0	HOME	0- 0	1- 3	1- 3				
0- 6	0- 0	0- 1	AWAY	0- 0	0- 5	0- 4				
0- 1	0- 0	0- 0	NEUTRAL	0- 0	0- 1	0- 1				
3- 15	0- 0	0- 0	CONFERENCE	0- 0	3- 15	3- 15				
2- 7	0- 0	0- 0	HOME	0- 0	2- 7	2- 7				
1- 8	0- 0	0- 0	AWAY	0- 0	1- 8	1- 8				
0- 0	0- 0	0- 0	NEUTRAL	0- 0	0- 0	0- 0				

RPI S	Opponent	Score	RPI S	Opponent	Score	RPI S	Opponent	Score	RPI S	Opponent	Score	Team's RPI: 351
46	A Michigan	38 83							127	A Lehigh	38 72	
									171	N UC Irvine	71 84	
									173	A Robert Morris	54 71	
									173	H Robert Morris	37 89	
									192	A Sacred Heart	53 75	
									192	H Sacred Heart	69 64	
									195	A Saint Francis (PA)	75 69	
									195	H Saint Francis (PA)	66 80	
									220	A Mt. St. Mary's	45 61	
									220	H Mt. St. Mary's	71 61	
									248	A St. Francis Brooklyn	64 87	
									248	H St. Francis Brooklyn	67 79	
									266	A Manhattan	46 61	
									282	A Fairfield	43 71	
									291	H Army West Point	42 57	
									294	A Bryant	62 69	
									294	H Bryant	54 69	
									319	A Wagner	62 72	
									319	H Wagner	62 66	
									323	H Lafayette	55 50	
									325	H NJIT	51 72	
									327	A Central Conn. St.	57 63	
									327	H Central Conn. St.	59 72	
									328	H UMass Lowell	64 69	
									342	A Grand Canyon	62 65	
									344	A Fairleigh Dickinson	49 68	
LAST 12 Division I GAMES:												
344	A Fairleigh Dickinson	49 68	248	A St. Francis Brooklyn	64 87							
294	H Bryant	54 69	220	H Mt. St. Mary's	71 61							
327	H Central Conn. St.	59 72	319	H Wagner	62 66							
173	A Robert Morris	54 71	319	A Wagner	62 72							
195	A Saint Francis (PA)	75 69	327	A Central Conn. St.	57 63							
192	H Sacred Heart	69 64	220	A Mt. St. Mary's	45 61							

Non-Div I Games:

LIU Brooklyn

■ Loss,
 ■ Non-Conf, S Site,
 ■ Home
 ■ Away
 N Neutral

RPI	S	Opponent	Score
344	H	Fairleigh Dickinson	52 69
347	A	Saint Peter's	59 86

L
I
U
B
r
o
o
k
l
y
n

L
I
U
B
r
o
o
k
l
y
n

LIU Brooklyn

Average RPI Win:	157	WON-LOST	WINNING	LAST 10	STRENGTH OF	OPP. STRENGTH	TEAM	ADJ.	CONF.	ADJ CONF.
Average RPI Loss:	56	RECORD	PCT. RANK	GAMES	SCHEDULE	OF SCHEDULE	RPI	RPI	RPI	RPI
DIV. I ONLY	16- 13	142	0- 1	36	63	85	85	5	5	
DIV. I NON-CONF.	9- 3	62	0- 0	135	162	86	86	5	5	
TOTALS	RPI 1-25	RPI 26-50	W-L RECORDS	RPI 51-100	RPI 101-999	RPI 150+				
16- 13	2- 6	1- 2	OVERALL	2- 2	11- 3	9- 2				
11- 6	1- 3	1- 1	HOME	2- 0	7- 2	5- 2				
5- 6	1- 3	0- 1	AWAY	0- 1	4- 1	4- 0				
0- 1	0- 0	0- 0	NEUTRAL	0- 1	0- 0	0- 0				
9- 3	1- 0	0- 1	NON-CONFERENCE	1- 0	7- 2	5- 2				
7- 2	0- 0	0- 0	HOME	1- 0	6- 2	4- 2				
2- 1	1- 0	0- 1	AWAY	0- 0	1- 0	1- 0				
0- 0	0- 0	0- 0	NEUTRAL	0- 0	0- 0	0- 0				
7- 10	1- 6	1- 1	CONFERENCE	1- 2	4- 1	4- 0				
4- 4	1- 3	1- 1	HOME	1- 0	1- 0	1- 0				
3- 5	0- 3	0- 0	AWAY	0- 1	3- 1	3- 0				
0- 1	0- 0	0- 0	NEUTRAL	0- 1	0- 0	0- 0				

RPI S	Opponent	Score	RPI S	Opponent	Score	RPI S	Opponent	Score	RPI S	Opponent	Score
8	A Mississippi St.	56 76	29	A Rutgers	43 57	60	A Tennessee	65 74	112	A Georgia	50 63
8	H Mississippi St.	35 68	30	H Missouri	61 51	60	N Tennessee	66 69	115	H South Fla.	78 49
16	A Texas A&M	55 59	50	H Auburn	46 56	61	H Little Rock	60 45	129	H Northern Colo.	62 57
16	H Texas A&M	63 52				67	H Arkansas	71 34	151	H Kansas	61 68
17	H South Carolina	53 76							157	A Alabama	62 56
21	A Florida St.	58 45							166	H Nicholls St.	76 44
22	A Kentucky	52 57							170	H Tulane	54 56
22	H Kentucky	60 64							183	H Sam Houston St.	66 52
									209	A Vanderbilt	79 68
									213	H Florida	69 51
									239	A Ole Miss	55 41
									269	A Louisiana	76 54
									312	H McNeese	86 36
									321	H Southeastern La.	72 52
LAST 12 Division I GAMES:											
60	N Tennessee	66 69	16	A Texas A&M	55 59						
50	H Auburn	46 56	67	H Arkansas	71 34						
8	A Mississippi St.	56 76	30	H Missouri	61 51						
22	A Kentucky	52 57	8	H Mississippi St.	35 68						
213	H Florida	69 51	60	A Tennessee	65 74						
209	A Vanderbilt	79 68	157	A Alabama	62 56						

Non-Div I Games:

LSU

■ Loss,
 ■ Non-Conf,
 ■ S Site,
 ■ Home
 ■ Away
 N Neutral

Average RPI Win:	224	WON-LOST	WINNING	LAST 10	STRENGTH OF	OPP. STRENGTH	TEAM	ADJ.	CONF.	ADJ CONF.
Average RPI Loss:	150	RECORD	PCT. RANK	GAMES	SCHEDULE	OF SCHEDULE	RPI	RPI	RPI	RPI
DIV. I ONLY	6- 25	323	0- 1	133	178	284	284	17	17	
DIV. I NON-CONF.	3- 11	292	0- 0	50	164	210	210	16	16	
TOTALS	RPI 1-25	RPI 26-50	W-L RECORDS	RPI 51-100	RPI 101-999	RPI 150+				
6- 25	0- 1	0- 0	OVERALL	1- 6	5- 18	5- 11				
3- 9	0- 0	0- 0	HOME	0- 2	3- 7	3- 5				
1- 16	0- 1	0- 0	AWAY	0- 4	1- 11	1- 6				
2- 0	0- 0	0- 0	NEUTRAL	1- 0	1- 0	1- 0				
3- 11	0- 1	0- 0	NON-CONFERENCE	1- 4	2- 6	2- 3				
1- 3	0- 0	0- 0	HOME	0- 1	1- 2	1- 1				
0- 8	0- 1	0- 0	AWAY	0- 3	0- 4	0- 2				
2- 0	0- 0	0- 0	NEUTRAL	1- 0	1- 0	1- 0				
3- 14	0- 0	0- 0	CONFERENCE	0- 2	3- 12	3- 8				
2- 6	0- 0	0- 0	HOME	0- 1	2- 5	2- 4				
1- 8	0- 0	0- 0	AWAY	0- 1	1- 7	1- 4				
0- 0	0- 0	0- 0	NEUTRAL	0- 0	0- 0	0- 0				

RPI S	Opponent	Score	RPI S	Opponent	Score	RPI S	Opponent	Score	RPI S	Opponent	Score	Team's RPI: 284
24 A	Oregon St.	46 100				56 A	Villanova	68 81	107 A	Towson	68 92	
						57 A	Penn	34 65	117 H	St. John's (NY)	57 83	
						65 H	Drexel	43 58	119 A	Dayton	38 65	
						82 H	Fordham	54 65	119 A	Dayton	45 84	
						90 A	Harvard	43 88	121 A	Providence	47 77	
						91 A	VCU	38 68	137 H	Duquesne	62 66	
						99 N	Pepperdine	62 55	150 A	Davidson	61 80	
									165 A	Temple	47 75	
									173 A	Robert Morris	39 67	
									184 A	Saint Louis	58 69	
									206 H	Massachusetts	60 74	
									216 H	George Washington	59 67	
									227 A	George Mason	42 59	
									227 H	George Mason	77 71	
									230 H	Howard	54 57	
									236 A	Saint Joseph's	57 60	
									236 H	Saint Joseph's	63 64	
									243 N	Northern Ky.	74 56	
									251 H	Norfolk St.	62 52	
									260 H	Rhode Island	77 71	
									262 A	St. Bonaventure	52 45	
									275 A	Richmond	51 56	
									275 H	Richmond	60 74	
LAST 12 Division I GAMES:												
119 A	Dayton	38 65	184 A	Saint Louis	58 69							
227 H	George Mason	77 71	260 H	Rhode Island	77 71							
262 A	St. Bonaventure	52 45	150 A	Davidson	61 80							
275 A	Richmond	51 56	82 H	Fordham	54 65							
236 H	Saint Joseph's	63 64	275 H	Richmond	60 74							
227 A	George Mason	42 59	137 H	Duquesne	62 66							

Non-Div I Games:

La Salle

■ Loss,
■ Non-Conf,
■ S Site,
■ Home
■ A Away
N Neutral

Average RPI Win:	274	WON-LOST	WINNING	LAST 10	STRENGTH OF	OPP. STRENGTH	TEAM	ADJ.	CONF.	ADJ CONF.
Average RPI Loss:	168	RECORD	PCT. RANK	GAMES	SCHEDULE	OF SCHEDULE	RPI	RPI	RPI	RPI
DIV. I ONLY	8- 19	276	0- 1	308	198	300	300	12	12	
DIV. I NON-CONF.	4- 5	190	0- 0	347	342	302	302	14	14	
TOTALS	RPI 1-25	RPI 26-50	W-L RECORDS	RPI 51-100	RPI 101-999	RPI 150+				
8- 19	0- 0	0- 0	OVERALL	0- 5	8- 14	8- 9				
4- 8	0- 0	0- 0	HOME	0- 2	4- 6	4- 4				
4- 11	0- 0	0- 0	AWAY	0- 3	4- 8	4- 5				
0- 0	0- 0	0- 0	NEUTRAL	0- 0	0- 0	0- 0				
4- 5	0- 0	0- 0	NON-CONFERENCE	0- 0	4- 5	4- 4				
2- 1	0- 0	0- 0	HOME	0- 0	2- 1	2- 1				
2- 4	0- 0	0- 0	AWAY	0- 0	2- 4	2- 3				
0- 0	0- 0	0- 0	NEUTRAL	0- 0	0- 0	0- 0				
4- 14	0- 0	0- 0	CONFERENCE	0- 5	4- 9	4- 5				
2- 7	0- 0	0- 0	HOME	0- 2	2- 5	2- 3				
2- 7	0- 0	0- 0	AWAY	0- 3	2- 4	2- 2				
0- 0	0- 0	0- 0	NEUTRAL	0- 0	0- 0	0- 0				

RPI 1-25				RPI 26-50				RPI 51-100				RPI 101+				Team's RPI: 300	
RPI	S	Opponent	Score	RPI	S	Opponent	Score	RPI	S	Opponent	Score	RPI	S	Opponent	Score		
								61	A	Little Rock	44 63	130	A	Appalachian St.	51 56		
								61	H	Little Rock	38 57	130	H	Appalachian St.	58 80		
								76	H	UT Arlington	56 60	140	A	Texas Tech	42 86		
								92	A	Troy	56 78	144	A	Georgia St.	46 68		
								98	A	South Alabama	49 77	144	H	Georgia St.	41 56		
												162	H	Texas St.	51 62		
												166	H	Nicholls St.	54 55		
												179	A	Coastal Caro.	60 57		
												179	H	Coastal Caro.	54 79		
												190	A	Arkansas St.	54 64		
												190	H	Arkansas St.	65 53		
												231	A	SMU	38 49		
												269	A	Louisiana	45 52		
												269	H	Louisiana	52 55		
												287	A	Ga. Southern	80 62		
												287	H	Ga. Southern	58 57		
												288	A	New Orleans	57 44		
												312	H	McNeese	69 60		
												318	A	Northwestern St.	63 55		
												321	A	Southeastern La.	42 49		
												329	H	Mississippi Val.	72 65		
												332	A	Houston Baptist	60 68		
LAST 12 Division I GAMES:																	
				61	H	Little Rock	38 57	269	H	Louisiana	52 55						
				190	H	Arkansas St.	65 53	287	A	Ga. Southern	80 62						
				179	A	Coastal Caro.	60 57	144	A	Georgia St.	46 68						
				130	A	Appalachian St.	51 56	130	H	Appalachian St.	58 80						
				76	H	UT Arlington	56 60	179	H	Coastal Caro.	54 79						
				162	H	Texas St.	51 62	98	A	South Alabama	49 77						

Non-Div I Games: LSU-Alexandria 93 62 Ark.-Monticello 70 39

La.-Monroe

Loss, Non-Conf, S Site, H Home A Away N Neutral

Lafayette

Through Games Of March 17, 2019

Average RPI Win:	262	WON-LOST	WINNING	LAST 10	STRENGTH OF	OPP. STRENGTH	TEAM	ADJ.	CONF.	ADJ CONF.
Average RPI Loss:	198	RECORD	PCT. RANK	GAMES	SCHEDULE	OF SCHEDULE	RPI	RPI	RPI	RPI
DIV. I ONLY	8- 23	297	1- 0	313	267	323	323	18	18	
DIV. I NON-CONF.	5- 6	177	0- 0	348	343	326	326	21	21	
TOTALS	RPI 1-25	RPI 26-50	W-L RECORDS	RPI 51-100	RPI 101-999	RPI 150+				
8- 23	0- 0	0- 2	OVERALL	0- 3	8- 18	8- 15				
5- 9	0- 0	0- 1	HOME	0- 1	5- 7	5- 6				
3- 13	0- 0	0- 1	AWAY	0- 2	3- 10	3- 9				
0- 1	0- 0	0- 0	NEUTRAL	0- 0	0- 1	0- 0				
5- 6	0- 0	0- 0	NON-CONFERENCE	0- 0	5- 6	5- 5				
3- 2	0- 0	0- 0	HOME	0- 0	3- 2	3- 2				
2- 3	0- 0	0- 0	AWAY	0- 0	2- 3	2- 3				
0- 1	0- 0	0- 0	NEUTRAL	0- 0	0- 1	0- 0				
3- 17	0- 0	0- 2	CONFERENCE	0- 3	3- 12	3- 10				
2- 7	0- 0	0- 1	HOME	0- 1	2- 5	2- 4				
1- 10	0- 0	0- 1	AWAY	0- 2	1- 7	1- 6				
0- 0	0- 0	0- 0	NEUTRAL	0- 0	0- 0	0- 0				

RPI S	Opponent	Score	RPI S	Opponent	Score	RPI S	Opponent	Score	RPI S	Opponent	Score	Team's RPI: 323
37	A Bucknell	43 75	37	H Bucknell	47 56	71	A American	45 60	127	A Lehigh	50 67	
						71	A American	47 67	127	H Lehigh	43 70	
						71	H American	57 67	138	N Delaware	47 65	
									174	A Holy Cross	53 56	
									174	H Holy Cross	73 63	
									177	A Boston U.	49 50	
									177	H Boston U.	44 47	
									199	H Cornell	59 62	
									215	H Monmouth	73 69	
									237	H Albany (NY)	67 66	
									250	A Colgate	49 60	
									250	H Colgate	67 77	
									255	H Binghamton	59 50	
									259	A Navy	53 65	
									259	H Navy	55 42	
									266	A Manhattan	49 60	
									267	A Loyola Maryland	50 62	
									267	H Loyola Maryland	52 55	
									291	A Army West Point	50 65	
									291	A Army West Point	63 61	
									291	H Army West Point	40 64	
									307	A Fla. Atlantic	49 53	
									319	A Wagner	66 43	
									344	A Fairleigh Dickinson	63 57	
									347	H Saint Peter's	60 62	
									351	A LIU Brooklyn	50 55	
LAST 12 Division I GAMES:												
291	A Army West Point	63 61	71	H American	57 67	259	A Navy	53 65	319	A Wagner	66 43	
71	A American	47 67	267	H Loyola Maryland	52 55	291	H Army West Point	40 64	347	H Saint Peter's	60 62	
138	N Delaware	47 65	37	A Bucknell	43 75	174	A Holy Cross	53 56				
250	H Colgate	67 77										
127	A Lehigh	50 67										
177	A Boston U.	49 50										

Non-Div I Games:

Lafayette

■ Loss,
■ Non-Conf,
■ S Site,
■ H Home
■ A Away
N Neutral

Lamar University

Through Games Of March 17, 2019

Average RPI Win:	235	WON-LOST	WINNING	LAST 10	STRENGTH OF	OPP. STRENGTH	TEAM	ADJ.	CONF.	ADJ CONF.
Average RPI Loss:	74	RECORD	PCT. RANK	GAMES	SCHEDULE	OF SCHEDULE	RPI	RPI	RPI	RPI
DIV. I ONLY	20- 6	42	0- 1	168	237	62	62	25	25	
DIV. I NON-CONF.	3- 4	199	0- 0	11	16	32	32	22	22	
TOTALS	RPI 1-25	RPI 26-50	W-L RECORDS	RPI 51-100	RPI 101-999	RPI 150+				
20- 6	1- 1	0- 2	OVERALL	1- 1	18- 2	16- 1				
10- 0	0- 0	0- 0	HOME	1- 0	9- 0	8- 0				
10- 4	1- 1	0- 1	AWAY	0- 1	9- 1	8- 1				
0- 2	0- 0	0- 1	NEUTRAL	0- 0	0- 1	0- 0				
3- 4	1- 1	0- 2	NON-CONFERENCE	0- 0	2- 1	1- 1				
1- 0	0- 0	0- 0	HOME	0- 0	1- 0	0- 0				
2- 3	1- 1	0- 1	AWAY	0- 0	1- 1	1- 1				
0- 1	0- 0	0- 1	NEUTRAL	0- 0	0- 0	0- 0				
17- 2	0- 0	0- 0	CONFERENCE	1- 1	16- 1	15- 0				
9- 0	0- 0	0- 0	HOME	1- 0	8- 0	8- 0				
8- 1	0- 0	0- 0	AWAY	0- 1	8- 0	7- 0				
0- 1	0- 0	0- 0	NEUTRAL	0- 0	0- 1	0- 0				

RPI 1-25				RPI 26-50				RPI 51-100				Team's RPI: 62				RPI 101+			
RPI	S	Opponent	Score	RPI	S	Opponent	Score	RPI	S	Opponent	Score			RPI	S	Opponent	Score		
8	A	Mississippi St.	53 104	33	A	Kansas St.	55 73	78	A	SFA	58 70			102	H	Pacific	82 66		
16	A	Texas A&M	74 68	34	N	Ohio	62 87	78	H	SFA	62 46			124	A	Abilene Christian	63 60		
														124	N	Abilene Christian	79 88		
														166	H	Nicholls St.	78 65		
														167	A	Denver	110 117		
														183	A	Sam Houston St.	83 72		
														183	H	Sam Houston St.	81 76		
														234	A	A&M-Corpus Christi	72 47		
														234	H	A&M-Corpus Christi	76 58		
														269	A	Louisiana	79 77		
														277	H	Central Ark.	57 37		
														288	A	New Orleans	79 57		
														308	A	Incarnate Word	77 51		
														308	H	Incarnate Word	79 53		
														312	A	McNeese	64 62		
														312	H	McNeese	81 68		
														318	A	Northwestern St.	94 70		
														321	H	Southeastern La.	94 54		
														332	A	Houston Baptist	97 49		
														332	H	Houston Baptist	63 50		
LAST 12 Division I GAMES:																			
				124	N	Abilene Christian	79 88	183	H	Sam Houston St.	81 76								
				312	H	McNeese	81 68	318	A	Northwestern St.	94 70								
				78	H	SFA	62 46	78	A	SFA	58 70								
				332	A	Houston Baptist	97 49	124	A	Abilene Christian	63 60								
				234	A	A&M-Corpus Christi	72 47	312	A	McNeese	64 62								
				308	H	Incarnate Word	79 53	166	H	Nicholls St.	78 65								

Non-Div I Games: LeTourneau 104 27 Louisiana Col. 94 43 McMurry 100 37 Howard Payne 93 37 Lamar University

Loss, Non-Conf, S Site, H Home A Away N Neutral

Average RPI Win: 258	WON-LOST	WINNING	LAST 10	STRENGTH OF	OPP. STRENGTH	TEAM	ADJ.	CONF.	ADJ CONF.
Average RPI Loss: 80	RECORD	PCT. RANK	GAMES	SCHEDULE	OF SCHEDULE	RPI	RPI	RPI	RPI
DIV. I ONLY	20- 10	80	1- 1	187	235	127	127	18	18
DIV. I NON-CONF.	7- 3	83	0- 0	176	243	128	128	21	21
<hr/>									
TOTALS	RPI 1-25	RPI 26-50	W-L RECORDS	RPI 51-100	RPI 101-999	RPI 150+			
20- 10	0- 1	0- 2	OVERALL	0- 4	20- 3	20- 2			
12- 5	0- 0	0- 1	HOME	0- 2	12- 2	12- 1			
8- 5	0- 1	0- 1	AWAY	0- 2	8- 1	8- 1			
0- 0	0- 0	0- 0	NEUTRAL	0- 0	0- 0	0- 0			
7- 3	0- 1	0- 0	NON-CONFERENCE	0- 1	7- 1	7- 0			
5- 2	0- 0	0- 0	HOME	0- 1	5- 1	5- 0			
2- 1	0- 1	0- 0	AWAY	0- 0	2- 0	2- 0			
0- 0	0- 0	0- 0	NEUTRAL	0- 0	0- 0	0- 0			
13- 7	0- 0	0- 2	CONFERENCE	0- 3	13- 2	13- 2			
7- 3	0- 0	0- 1	HOME	0- 1	7- 1	7- 1			
6- 4	0- 0	0- 1	AWAY	0- 2	6- 1	6- 1			
0- 0	0- 0	0- 0	NEUTRAL	0- 0	0- 0	0- 0			

RPI 1-25				RPI 26-50				RPI 51-100				RPI 101+ Team's RPI: 127			
RPI	S	Opponent	Score	RPI	S	Opponent	Score	RPI	S	Opponent	Score	RPI	S	Opponent	Score
1	A	Notre Dame	68 95	37	A	Bucknell	53 71	56	H	Villanova	48 70	105	H	Charlotte	60 62
				37	H	Bucknell	68 73	71	A	American	57 68	174	A	Holy Cross	79 74
								71	A	American	47 50	174	H	Holy Cross	64 55
								71	H	American	53 61	177	A	Boston U.	45 58
												177	H	Boston U.	48 52
												192	H	Sacred Heart	70 66
												199	H	Cornell	67 54
												215	H	Monmouth	63 48
												250	A	Colgate	75 63
												250	H	Colgate	86 58
												250	H	Colgate	78 68
												251	H	Norfolk St.	62 41
												255	A	Binghamton	65 55
												259	A	Navy	56 38
												259	H	Navy	66 55
												267	A	Loyola Maryland	65 46
												267	H	Loyola Maryland	51 42
												291	A	Army West Point	73 50
												291	H	Army West Point	55 46
												323	A	Lafayette	70 43
												323	H	Lafayette	67 50
												327	A	Central Conn. St.	88 62
												351	H	LIU Brooklyn	72 38
<hr/>															
LAST 12 Division I GAMES:															
250	H	Colgate	78 68	291	H	Army West Point	55 46	250	A	Colgate	75 63				
71	A	American	57 68	71	A	American	47 50	37	H	Bucknell	68 73				
105	H	Charlotte	60 62	177	H	Boston U.	48 52	259	H	Navy	66 55				
174	A	Holy Cross	79 74												
323	H	Lafayette	67 50												
267	A	Loyola Maryland	65 46												

Non-Div I Games: Kutztown 73 39

Lehigh

■ Loss,
■ Non-Conf,
■ S Site,
■ H Home
■ A Away
N Neutral

Average RPI Loss: 152

Average RPI Win:	254	WON-LOST	WINNING	LAST 10	STRENGTH OF	OPP. STRENGTH	TEAM	ADJ.	CONF.	ADJ CONF.
Average RPI Loss:	152	RECORD	PCT. RANK	GAMES	SCHEDULE	OF SCHEDULE	RPI	RPI	RPI	RPI
DIV. I ONLY	15- 16	180	1- 0	151	280	180	180	24	24	
DIV. I NON-CONF.	3- 9	271	0- 0	90	226	222	222	26	26	

TOTALS	RPI 1-25	RPI 26-50	W-L RECORDS	RPI 51-100	RPI 101-999	RPI 150+				
15- 16	0- 1	0- 1	OVERALL	0- 4	15- 10	14- 9				
8- 5	0- 0	0- 1	HOME	0- 2	8- 2	8- 2				
6- 8	0- 0	0- 0	AWAY	0- 2	6- 6	6- 6				
1- 3	0- 1	0- 0	NEUTRAL	0- 0	1- 2	0- 1				
3- 9	0- 1	0- 1	NON-CONFERENCE	0- 1	3- 6	2- 5				
1- 2	0- 0	0- 1	HOME	0- 1	1- 0	1- 0				
1- 4	0- 0	0- 0	AWAY	0- 0	1- 4	1- 4				
1- 3	0- 1	0- 0	NEUTRAL	0- 0	1- 2	0- 1				
12- 7	0- 0	0- 0	CONFERENCE	0- 3	12- 4	12- 4				
7- 3	0- 0	0- 0	HOME	0- 1	7- 2	7- 2				
5- 4	0- 0	0- 0	AWAY	0- 2	5- 2	5- 2				
0- 0	0- 0	0- 0	NEUTRAL	0- 0	0- 0	0- 0				

RPI 1-25			
RPI	S	Opponent	Score
15	N	UCF	45 53
RPI 26-50			
RPI	S	Opponent	Score
36	H	James Madison	53 74
RPI 51-100			
RPI	S	Opponent	Score
63	A	FGCU	50 68
63	A	FGCU	49 72
63	H	FGCU	64 65
73	H	Virginia Tech	61 72
Team's RPI: 180			
RPI	S	Opponent	Score
105	N	Charlotte	61 63
137	N	Duquesne	55 51
169	A	Chattanooga	60 75
193	A	East Carolina	63 66
195	H	Saint Francis (PA)	82 53
200	A	North Ala.	61 57
200	H	North Ala.	61 48
201	A	Bethune-Cookman	76 81
210	A	Stetson	52 69
210	H	Stetson	56 68
233	A	Jacksonville	85 75
233	H	Jacksonville	52 64
233	H	Jacksonville	65 53
235	A	North Florida	54 66
235	H	North Florida	65 51
235	H	North Florida	69 53
241	A	ETSU	89 86
251	N	Norfolk St.	53 66
292	A	Kennesaw St.	67 61
292	H	Kennesaw St.	68 55
309	A	UNC Greensboro	45 48
325	A	NJIT	58 39
325	H	NJIT	58 47
330	A	Lipscomb	77 60
330	H	Lipscomb	74 60
LAST 12 Division I GAMES:			
233	H	Jacksonville	65 53
63	A	FGCU	49 72
235	H	North Florida	65 51
251	N	Norfolk St.	53 66
200	H	North Ala.	61 48
325	A	NJIT	58 39
292	H	Kennesaw St.	68 55
235	A	North Florida	54 66
200	A	North Ala.	61 57
330	H	Lipscomb	74 60
63	H	FGCU	64 65
210	H	Stetson	56 68

Non-Div I Games:	West Chester	61	42
------------------	--------------	----	----

Liberty

Loss, Non-Conf, S Site, H Home A Away N Neutral

Average RPI Win: 282	WON-LOST	WINNING	LAST 10	STRENGTH OF	OPP. STRENGTH	TEAM	ADJ.	CONF.	ADJ CONF.
Average RPI Loss: 187	RECORD	PCT. RANK	GAMES	SCHEDULE	OF SCHEDULE	RPI	RPI	RPI	RPI
DIV. I ONLY	4- 25	339	1- 0	208	290	330	330	24	24
DIV. I NON-CONF.	2- 11	316	0- 0	139	297	285	285	26	26
TOTALS	RPI 1-25	RPI 26-50	W-L RECORDS	RPI 51-100	RPI 101-999	RPI 150+			
4- 25	0- 0	0- 1	OVERALL	0- 4	4- 20	4- 16			
3- 10	0- 0	0- 0	HOME	0- 1	3- 9	3- 7			
1- 15	0- 0	0- 1	AWAY	0- 3	1- 11	1- 9			
0- 0	0- 0	0- 0	NEUTRAL	0- 0	0- 0	0- 0			
2- 11	0- 0	0- 1	NON-CONFERENCE	0- 2	2- 8	2- 4			
1- 4	0- 0	0- 0	HOME	0- 0	1- 4	1- 2			
1- 7	0- 0	0- 1	AWAY	0- 2	1- 4	1- 2			
0- 0	0- 0	0- 0	NEUTRAL	0- 0	0- 0	0- 0			
2- 14	0- 0	0- 0	CONFERENCE	0- 2	2- 12	2- 12			
2- 6	0- 0	0- 0	HOME	0- 1	2- 5	2- 5			
0- 8	0- 0	0- 0	AWAY	0- 1	0- 7	0- 7			
0- 0	0- 0	0- 0	NEUTRAL	0- 0	0- 0	0- 0			

RPI S	Opponent	Score	RPI S	Opponent	Score	RPI S	Opponent	Score	RPI S	Opponent	Score	Team's RPI: 330
47	A Belmont	43 83	51	A Clemson	26 68	112	A Georgia	45 77				
			63	A FGCU	40 82	113	H UT Martin	53 62				
			63	H FGCU	46 80	131	A Morehead St.	44 79				
			77	A Cincinnati	55 71	146	H Tennessee Tech	52 67				
						180	A Liberty	60 74				
						180	H Liberty	60 77				
						200	A North Ala.	50 71				
						200	H North Ala.	60 81				
						210	A Stetson	49 76				
						210	H Stetson	65 80				
						217	H Jacksonville St.	46 58				
						233	A Jacksonville	47 62				
						233	H Jacksonville	61 58				
						235	A North Florida	66 72				
						235	H North Florida	53 68				
						261	A Austin Peay	58 70				
						263	A Murray St.	61 97				
						292	A Kennesaw St.	36 67				
						292	H Kennesaw St.	72 69				
						296	H Col. of Charleston	63 65				
						301	A Alabama A&M	62 58				
						303	H Tennessee St.	64 62				
						325	A NJIT	67 80				
						325	H NJIT	53 69				
LAST 12 Division I GAMES:												
292	H Kennesaw St.	72 69	233	H Jacksonville	61 58							
200	A North Ala.	50 71	235	A North Florida	66 72							
325	H NJIT	53 69	200	H North Ala.	60 81							
63	H FGCU	46 80	180	H Liberty	60 77							
292	A Kennesaw St.	36 67	210	A Stetson	49 76							
180	A Liberty	60 74	63	A FGCU	40 82							

Non-Div I Games:

Lipscomb

■ Loss,
 ■ Non-Conf,
 ■ S Site,
 ■ Home
 ■ A Away
 N Neutral

Little Rock

Through Games Of March 17, 2019

Average RPI Win:	179	WON-LOST	WINNING	LAST 10	STRENGTH OF	OPP. STRENGTH	TEAM	ADJ.	CONF.	ADJ CONF.
Average RPI Loss:	76	RECORD	PCT. RANK	GAMES	SCHEDULE	OF SCHEDULE	RPI	RPI	RPI	RPI
DIV. I ONLY	21- 10	74	2- 0	66	106	61	61	12	12	
DIV. I NON-CONF.	4- 7	228	0- 0	45	12	133	133	14	14	
TOTALS	RPI 1-25	RPI 26-50	W-L RECORDS	RPI 51-100	RPI 101-999	RPI 150+				
21- 10	0- 2	0- 2	OVERALL	6- 4	15- 2	12- 2				
10- 5	0- 2	0- 2	HOME	3- 1	7- 0	6- 0				
9- 5	0- 0	0- 0	AWAY	2- 3	7- 2	6- 2				
2- 0	0- 0	0- 0	NEUTRAL	1- 0	1- 0	0- 0				
4- 7	0- 2	0- 2	NON-CONFERENCE	0- 3	4- 0	4- 0				
1- 5	0- 2	0- 2	HOME	0- 1	1- 0	1- 0				
3- 2	0- 0	0- 0	AWAY	0- 2	3- 0	3- 0				
0- 0	0- 0	0- 0	NEUTRAL	0- 0	0- 0	0- 0				
17- 3	0- 0	0- 0	CONFERENCE	6- 1	11- 2	8- 2				
9- 0	0- 0	0- 0	HOME	3- 0	6- 0	5- 0				
6- 3	0- 0	0- 0	AWAY	2- 1	4- 2	3- 2				
2- 0	0- 0	0- 0	NEUTRAL	1- 0	1- 0	0- 0				

RPI S	Opponent	Score	RPI S	Opponent	Score	RPI S	Opponent	Score	RPI S	Opponent	Score
8	H Mississippi St.	63 98	31	H Rice	65 79	52	A Missouri St.	44 48	130	A Appalachian St.	74 59
16	H Texas A&M	40 61	33	H Kansas St.	47 53	76	A UT Arlington	62 61	130	N Appalachian St.	80 64
						76	H UT Arlington	68 65	144	H Georgia St.	82 50
						85	A LSU	45 60	155	A Tulsa	63 53
						92	A Troy	66 71	162	A Texas St.	48 50
						92	H Troy	76 72	162	H Texas St.	62 47
						95	H Western Ky.	56 68	172	A Louisiana Tech	69 58
						98	A South Alabama	65 42	179	A Coastal Caro.	60 47
						98	H South Alabama	47 44	190	A Arkansas St.	58 62
						98	N South Alabama	57 56	190	H Arkansas St.	68 55
									232	A Memphis	63 60
									269	A Louisiana	62 49
									269	H Louisiana	62 48
									287	H Ga. Southern	80 51
									300	A La.-Monroe	57 38
									300	H La.-Monroe	63 44
									307	H Fla. Atlantic	61 38
LAST 12 Division I GAMES:											
130	N Appalachian St.	80 64	190	A Arkansas St.	58 62						
98	N South Alabama	57 56	162	A Texas St.	48 50						
300	A La.-Monroe	57 38	76	A UT Arlington	62 61						
269	A Louisiana	62 49	98	H South Alabama	47 44						
144	H Georgia St.	82 50	92	H Troy	76 72						
287	H Ga. Southern	80 51	190	H Arkansas St.	68 55						

Non-Div I Games:

Little Rock

Loss, Non-Conf, S Site, H Home A Away N Neutral

Average RPI Win:	232	WON-LOST	WINNING	LAST 10	STRENGTH OF	OPP. STRENGTH	TEAM	ADJ.	CONF.	ADJ CONF.
Average RPI Loss:	157	RECORD	PCT. RANK	GAMES	SCHEDULE	OF SCHEDULE	RPI	RPI	RPI	RPI
DIV. I ONLY	9- 22	279	1- 0	171	214	274	274	20	20	
DIV. I NON-CONF.	3- 10	278	0- 0	128	122	260	260	20	20	
TOTALS	RPI 1-25	RPI 26-50	W-L RECORDS	RPI 51-100	RPI 101-999	RPI 150+				
9- 22	0- 1	0- 0	OVERALL	1- 6	8- 15	8- 11				
5- 11	0- 0	0- 0	HOME	1- 4	4- 7	4- 6				
3- 10	0- 1	0- 0	AWAY	0- 2	3- 7	3- 4				
1- 1	0- 0	0- 0	NEUTRAL	0- 0	1- 1	1- 1				
3- 10	0- 1	0- 0	NON-CONFERENCE	1- 4	2- 5	2- 3				
2- 6	0- 0	0- 0	HOME	1- 3	1- 3	1- 3				
1- 4	0- 1	0- 0	AWAY	0- 1	1- 2	1- 0				
0- 0	0- 0	0- 0	NEUTRAL	0- 0	0- 0	0- 0				
6- 12	0- 0	0- 0	CONFERENCE	0- 2	6- 10	6- 8				
3- 5	0- 0	0- 0	HOME	0- 1	3- 4	3- 3				
2- 6	0- 0	0- 0	AWAY	0- 1	2- 5	2- 4				
1- 1	0- 0	0- 0	NEUTRAL	0- 0	1- 1	1- 1				

RPI	S	Opponent	Score	RPI	S	Opponent	Score	RPI	S	Opponent	Score	RPI	S	Opponent	Score	Team's RPI: 274
5	A	Oregon	48 110					53	H	Southern California	50 86	104	A	Loyola Marymount	62 71	
								72	A	UC Davis	50 70	148	A	Montana St.	62 85	
								72	H	UC Davis	49 66	149	A	CSUN	45 60	
								81	H	Arizona	43 70	149	H	CSUN	37 51	
								84	H	Idaho	70 63	159	A	UC Riverside	63 45	
								87	H	UNI	64 71	159	H	UC Riverside	59 73	
								88	A	Utah	59 82	159	N	UC Riverside	50 67	
												171	A	UC Irvine	60 65	
												171	H	UC Irvine	46 48	
												181	A	Utah St.	50 48	
												185	A	Hawaii	49 63	
												185	H	Hawaii	56 40	
												214	H	California Baptist	83 85	
												244	H	Nevada	67 76	
												264	A	Cal St. Fullerton	59 53	
												264	H	Cal St. Fullerton	47 50	
												264	N	Cal St. Fullerton	60 54	
												273	H	San Diego	56 60	
												289	A	UC Santa Barbara	54 60	
												289	H	UC Santa Barbara	62 53	
												316	A	Cal Poly	59 66	
												316	H	Cal Poly	61 58	
												342	H	Grand Canyon	57 50	
LAST 12 Division I GAMES:																
264	N	Cal St. Fullerton	60 54	149	A	CSUN	45 60									
159	N	UC Riverside	50 67	185	A	Hawaii	49 63									
171	A	UC Irvine	60 65	171	H	UC Irvine	46 48									
264	H	Cal St. Fullerton	47 50	185	H	Hawaii	56 40									
72	H	UC Davis	49 66	316	A	Cal Poly	59 66									
289	H	UC Santa Barbara	62 53	264	A	Cal St. Fullerton	59 53									

Non-Div I Games:

Long Beach St.

■ Loss,
■ Non-Conf, S Site,
■ Home
■ Away
N Neutral

Average RPI Win: 265	WON-LOST	WINNING	LAST 10	STRENGTH OF	OPP. STRENGTH	TEAM	ADJ.	CONF.	ADJ CONF.
Average RPI Loss: 201	RECORD	PCT. RANK	GAMES	SCHEDULE	OF SCHEDULE	RPI	RPI	RPI	RPI
DIV. I ONLY	3- 27	346	0- 1	216	318	338	338	27	27
DIV. I NON-CONF.	1- 10	329	0- 0	144	331	322	322	29	29
TOTALS	RPI 1-25	RPI 26-50	W-L RECORDS	RPI 51-100	RPI 101-999	RPI 150+			
3- 27	0- 0	0- 0	OVERALL	0- 4	3- 23	3- 19			
3- 11	0- 0	0- 0	HOME	0- 1	3- 10	3- 9			
0- 15	0- 0	0- 0	AWAY	0- 3	0- 12	0- 9			
0- 1	0- 0	0- 0	NEUTRAL	0- 0	0- 1	0- 1			
1- 10	0- 0	0- 0	NON-CONFERENCE	0- 2	1- 8	1- 6			
1- 4	0- 0	0- 0	HOME	0- 0	1- 4	1- 4			
0- 5	0- 0	0- 0	AWAY	0- 2	0- 3	0- 1			
0- 1	0- 0	0- 0	NEUTRAL	0- 0	0- 1	0- 1			
2- 17	0- 0	0- 0	CONFERENCE	0- 2	2- 15	2- 13			
2- 7	0- 0	0- 0	HOME	0- 1	2- 6	2- 5			
0- 10	0- 0	0- 0	AWAY	0- 1	0- 9	0- 8			
0- 0	0- 0	0- 0	NEUTRAL	0- 0	0- 0	0- 0			

RPI S	Opponent	Score	RPI S	Opponent	Score	RPI S	Opponent	Score	RPI S	Opponent	Score	Team's RPI: 338
						73	A Virginia Tech	39 93	110	A Old Dominion	48 69	
						75	A Radford	52 81	114	A High Point	47 70	
						75	H Radford	34 68	114	H High Point	54 65	
						91	A VCU	55 84	123	A UNCW	33 35	
									175	A UNC Asheville	55 80	
									175	H UNC Asheville	57 68	
									193	N East Carolina	52 61	
									194	A Campbell	49 54	
									194	H Campbell	60 66	
									195	H Saint Francis (PA)	88 91	
									197	H Eastern Mich.	45 64	
									203	A Hampton	40 66	
									203	H Hampton	70 86	
									205	H UMES	83 71	
									246	A Gardner-Webb	78 80	
									246	H Gardner-Webb	85 79	
									251	A Norfolk St.	42 74	
									256	H Wofford	72 101	
									280	A Charleston So.	67 79	
									280	H Charleston So.	74 81	
									306	A Winthrop	69 77	
									315	A Presbyterian	66 81	
									315	H Presbyterian	60 64	
									319	H Wagner	60 86	
									343	A USC Upstate	67 72	
									343	H USC Upstate	80 58	
LAST 12 Division I GAMES:												
194	A Campbell	49 54	175	H UNC Asheville	57 68							
110	A Old Dominion	48 69	75	A Radford	52 81							
280	A Charleston So.	67 79	343	H USC Upstate	80 58							
315	H Presbyterian	60 64	246	A Gardner-Webb	78 80							
114	A High Point	47 70	114	H High Point	54 65							
203	H Hampton	70 86	246	H Gardner-Webb	85 79							

Non-Div I Games:

Longwood

■ Loss,
■ Non-Conf,
■ S Site,
■ H Home
■ A Away
N Neutral

Average RPI Win:	246	WON-LOST	WINNING	LAST 10	STRENGTH OF	OPP. STRENGTH	TEAM	ADJ.	CONF.	ADJ CONF.
Average RPI Loss:	137	RECORD	PCT. RANK	GAMES	SCHEDULE	OF SCHEDULE	RPI	RPI	RPI	RPI
DIV. I ONLY	7- 22	303	0- 1	132	159	269	269	12	12	
DIV. I NON-CONF.	2- 8	293	0- 0	112	195	251	251	14	14	
TOTALS	RPI 1-25	RPI 26-50	W-L RECORDS	RPI 51-100	RPI 101-999	RPI 150+				
7- 22	0- 1	0- 1	OVERALL	0- 8	7- 12	5- 10				
5- 8	0- 0	0- 0	HOME	0- 4	5- 4	3- 4				
2- 13	0- 1	0- 1	AWAY	0- 4	2- 7	2- 5				
0- 1	0- 0	0- 0	NEUTRAL	0- 0	0- 1	0- 1				
2- 8	0- 1	0- 1	NON-CONFERENCE	0- 2	2- 4	2- 4				
1- 3	0- 0	0- 0	HOME	0- 2	1- 1	1- 1				
1- 4	0- 1	0- 1	AWAY	0- 0	1- 2	1- 2				
0- 1	0- 0	0- 0	NEUTRAL	0- 0	0- 1	0- 1				
5- 14	0- 0	0- 0	CONFERENCE	0- 6	5- 8	3- 6				
4- 5	0- 0	0- 0	HOME	0- 2	4- 3	2- 3				
1- 9	0- 0	0- 0	AWAY	0- 4	1- 5	1- 3				
0- 0	0- 0	0- 0	NEUTRAL	0- 0	0- 0	0- 0				

RPI 1-25				RPI 26-50				RPI 51-100				RPI 101+				Team's RPI: 269	
RPI	S	Opponent	Score	RPI	S	Opponent	Score	RPI	S	Opponent	Score	RPI	S	Opponent	Score		
8	A	Mississippi St.	36 104	50	A	Auburn	59 71	61	A	Little Rock	48 62	130	A	Appalachian St.	69 83		
								61	H	Little Rock	49 62	130	H	Appalachian St.	73 55		
								62	H	Lamar University	77 79	144	A	Georgia St.	71 74		
								76	H	UT Arlington	61 76	144	H	Georgia St.	57 54		
								85	H	LSU	54 76	162	H	Texas St.	65 71		
								92	A	Troy	64 90	179	A	Coastal Caro.	62 67		
								98	A	South Alabama	61 73	179	H	Coastal Caro.	58 76		
								98	A	South Alabama	60 83	183	H	Sam Houston St.	62 68		
												190	A	Arkansas St.	75 87		
												190	H	Arkansas St.	73 75		
												212	A	UTRGV	60 75		
												234	N	A&M-Corpus Christi	63 64		
												239	A	Ole Miss	57 79		
												247	H	Jackson St.	68 61		
												287	A	Ga. Southern	71 79		
												287	H	Ga. Southern	59 48		
												300	A	La.-Monroe	55 52		
												300	H	La.-Monroe	52 45		
												312	A	McNeese	70 59		
LAST 12 Division I GAMES:																	
				98	A	South Alabama	61 73					300	A	La.-Monroe	55 52		
				190	H	Arkansas St.	73 75					144	A	Georgia St.	71 74		
				61	H	Little Rock	49 62					287	A	Ga. Southern	71 79		
				130	A	Appalachian St.	69 83					179	H	Coastal Caro.	58 76		
				179	A	Coastal Caro.	62 67					130	H	Appalachian St.	73 55		
				162	H	Texas St.	65 71					76	H	UT Arlington	61 76		

Non-Div I Games: Dillard

69 72

Louisiana

■ Loss,
 ■ Non-Conf,
 ■ S Site,
 ■ H Home
 ■ A Away
 N Neutral

Louisiana Tech

Through Games Of March 17, 2019

Average RPI Win:	219	WON-LOST	WINNING	LAST 10	STRENGTH OF	OPP. STRENGTH	TEAM	ADJ.	CONF.	ADJ CONF.
Average RPI Loss:	128	RECORD	PCT. RANK	GAMES	SCHEDULE	OF SCHEDULE	RPI	RPI	RPI	RPI
DIV. I ONLY	13- 16	206	0- 1	137	134	172	172	14	14	
DIV. I NON-CONF.	7- 5	132	0- 0	250	113	157	157	17	17	
TOTALS	RPI 1-25	RPI 26-50	W-L RECORDS	RPI 51-100	RPI 101-999	RPI 150+				
13- 16	0- 1	0- 2	OVERALL	1- 5	12- 8	10- 6				
7- 5	0- 0	0- 1	HOME	0- 2	7- 2	5- 1				
5- 9	0- 1	0- 1	AWAY	1- 2	4- 5	4- 5				
1- 2	0- 0	0- 0	NEUTRAL	0- 1	1- 1	1- 0				
7- 5	0- 1	0- 0	NON-CONFERENCE	0- 2	7- 2	6- 2				
3- 1	0- 0	0- 0	HOME	0- 1	3- 0	2- 0				
3- 3	0- 1	0- 0	AWAY	0- 0	3- 2	3- 2				
1- 1	0- 0	0- 0	NEUTRAL	0- 1	1- 0	1- 0				
6- 11	0- 0	0- 2	CONFERENCE	1- 3	5- 6	4- 4				
4- 4	0- 0	0- 1	HOME	0- 1	4- 2	3- 1				
2- 6	0- 0	0- 1	AWAY	1- 2	1- 3	1- 3				
0- 1	0- 0	0- 0	NEUTRAL	0- 0	0- 1	0- 0				

RPI 1-25				RPI 26-50				RPI 51-100				RPI 101+				Team's RPI: 172	
RPI	S	Opponent	Score	RPI	S	Opponent	Score	RPI	S	Opponent	Score	RPI	S	Opponent	Score		
23	A	Arizona St.	44 80	31	A	Rice	42 78	52	N	Missouri St.	70 82	105	H	Charlotte	88 51		
				31	H	Rice	51 61	61	H	Little Rock	58 69	105	N	Charlotte	46 55		
								66	A	Middle Tenn.	38 75	110	H	Old Dominion	59 70		
								95	A	Western Ky.	76 81	111	H	Houston	100 88		
								100	A	UAB	73 68	157	N	Alabama	79 62		
								100	H	UAB	69 95	176	H	North Texas	54 65		
												190	A	Arkansas St.	80 70		
												196	A	Southern Miss.	70 74		
												196	H	Southern Miss.	106 85		
												222	A	Marshall	88 90		
												228	A	UMKC	70 80		
												232	A	Memphis	66 50		
												239	H	Ole Miss	80 71		
												257	A	Wichita St.	56 70		
												258	A	UTEP	74 64		
												302	A	UTSA	68 70		
												307	H	Fla. Atlantic	86 55		
												312	A	McNeese	89 48		
												321	H	Southeastern La.	72 53		
												322	H	FIU	90 72		
LAST 12 Division I GAMES:																	
				105	N	Charlotte	46 55					258	A	UTEP	74 64		
				157	N	Alabama	79 62					196	H	Southern Miss.	106 85		
				100	H	UAB	69 95					322	H	FIU	90 72		
				31	A	Rice	42 78					307	H	Fla. Atlantic	86 55		
				196	A	Southern Miss.	70 74					95	A	Western Ky.	76 81		
				302	A	UTSA	68 70					222	A	Marshall	88 90		

Non-Div I Games: LSU-Alexandria 112 70

Louisiana Tech

■ Loss,
■ Non-Conf,
■ S Site,
■ Home
■ A Away
N Neutral

Louisville

Through Games Of March 17, 2019

Average RPI Win:	84	WON-LOST	WINNING	LAST 10	STRENGTH OF	OPP. STRENGTH	TEAM	ADJ.	CONF.	ADJ CONF.
Average RPI Loss:	7	RECORD	PCT. RANK	GAMES	SCHEDULE	OF SCHEDULE	RPI	RPI	RPI	RPI
DIV. I ONLY	29- 3	5	2- 1	6	2	3	3	1	1	
DIV. I NON-CONF.	13- 0	1	0- 0	15	23	4	4	1	1	
TOTALS	RPI 1-25	RPI 26-50	W-L RECORDS	RPI 51-100	RPI 101-999	RPI 150+				
29- 3	7- 3	4- 0	OVERALL	9- 0	9- 0	3- 0				
14- 1	4- 1	2- 0	HOME	3- 0	5- 0	2- 0				
11- 1	1- 1	2- 0	AWAY	5- 0	3- 0	1- 0				
4- 1	2- 1	0- 0	NEUTRAL	1- 0	1- 0	0- 0				
13- 0	3- 0	3- 0	NON-CONFERENCE	2- 0	5- 0	3- 0				
7- 0	2- 0	1- 0	HOME	1- 0	3- 0	2- 0				
4- 0	0- 0	2- 0	AWAY	1- 0	1- 0	1- 0				
2- 0	1- 0	0- 0	NEUTRAL	0- 0	1- 0	0- 0				
16- 3	4- 3	1- 0	CONFERENCE	7- 0	4- 0	0- 0				
7- 1	2- 1	1- 0	HOME	2- 0	2- 0	0- 0				
7- 1	1- 1	0- 0	AWAY	4- 0	2- 0	0- 0				
2- 1	1- 1	0- 0	NEUTRAL	1- 0	0- 0	0- 0				

RPI	S	Opponent	Score	RPI	S	Opponent	Score	RPI	S	Opponent	Score	RPI	S	Opponent	Score
1	A	Notre Dame	68 82	32	A	Central Mich.	72 68	51	A	Clemson	76 44	103	N	Hartford	86 69
1	N	Notre Dame	79 99	38	H	North Carolina	73 66	51	N	Clemson	75 67	113	H	UT Martin	102 62
6	H	UConn	78 69	39	A	Boise St.	74 55	68	H	Georgia Tech	61 44	128	A	Pittsburgh	67 40
9	H	NC State	92 62	45	H	Miami (OH)	95 73	73	A	Virginia Tech	72 63	128	H	Pittsburgh	70 42
9	N	NC State	78 68					79	A	Duke	73 51	134	H	Boston College	87 51
10	H	Syracuse	76 51					94	H	Nebraska	85 68	147	A	Wake Forest	73 49
19	H	Miami (FL)	73 79					95	A	Western Ky.	102 80	169	A	Chattanooga	75 49
21	A	Florida St.	68 49					97	A	Virginia	71 49	243	H	Northern Ky.	92 59
22	H	Kentucky	80 75					97	H	Virginia	91 43	303	H	Tennessee St.	107 52
23	N	Arizona St.	58 56												
LAST 12 Division I GAMES:															
51	N	Clemson	75 67	97	A	Virginia	71 49								
1	N	Notre Dame	79 99	19	H	Miami (FL)	73 79								
9	N	NC State	78 68	73	A	Virginia Tech	72 63								
128	A	Pittsburgh	67 40	10	H	Syracuse	76 51								
9	H	NC State	92 62	51	A	Clemson	76 44								
134	H	Boston College	87 51	6	H	UConn	78 69								

Non-Div I Games:

Louisville

■ Loss,
 ■ Non-Conf, S Site,
 ■ Home
 ■ Away
 N Neutral

Average RPI Win:	292	WON-LOST	WINNING	LAST 10	STRENGTH OF	OPP. STRENGTH	TEAM	ADJ.	CONF.	ADJ CONF.
Average RPI Loss:	117	RECORD	PCT. RANK	GAMES	SCHEDULE	OF SCHEDULE	RPI	RPI	RPI	RPI
DIV. I ONLY	13- 18	217	1- 1	280	187	254	254	13	13	
DIV. I NON-CONF.	6- 5	143	0- 0	336	272	277	277	15	15	
TOTALS	RPI 1-25	RPI 26-50	W-L RECORDS	RPI 51-100	RPI 101-999	RPI 150+				
13- 18	0- 3	0- 0	OVERALL	0- 6	13- 9	12- 7				
8- 7	0- 2	0- 0	HOME	0- 2	8- 3	7- 3				
4- 10	0- 1	0- 0	AWAY	0- 3	4- 6	4- 4				
1- 1	0- 0	0- 0	NEUTRAL	0- 1	1- 0	1- 0				
6- 5	0- 1	0- 0	NON-CONFERENCE	0- 1	6- 3	6- 2				
4- 2	0- 1	0- 0	HOME	0- 0	4- 1	4- 1				
2- 3	0- 0	0- 0	AWAY	0- 1	2- 2	2- 1				
0- 0	0- 0	0- 0	NEUTRAL	0- 0	0- 0	0- 0				
7- 13	0- 2	0- 0	CONFERENCE	0- 5	7- 6	6- 5				
4- 5	0- 1	0- 0	HOME	0- 2	4- 2	3- 2				
2- 7	0- 1	0- 0	AWAY	0- 2	2- 4	2- 3				
1- 1	0- 0	0- 0	NEUTRAL	0- 1	1- 0	1- 0				

RPI 1-25				RPI 26-50				RPI 51-100				RPI 101+ Team's RPI: 254			
RPI	S	Opponent	Score	RPI	S	Opponent	Score	RPI	S	Opponent	Score	RPI	S	Opponent	Score
18	H	DePaul	76 102					52	A	Missouri St.	49 84	122	A	Youngstown St.	63 74
20	A	Drake	60 69					52	H	Missouri St.	58 85	132	A	Illinois St.	52 65
20	H	Drake	55 83					52	N	Missouri St.	50 59	132	H	Illinois St.	62 59
								87	A	UNI	52 64	154	A	Bradley	59 71
								87	H	UNI	65 71	154	H	Bradley	56 69
								89	A	Purdue	41 65	156	A	Southern Ill.	63 74
												156	H	Southern Ill.	41 64
												219	A	Bowling Green	74 88
												228	H	UMKC	74 88
												238	H	SIUE	56 43
												249	A	Indiana St.	44 36
												249	H	Indiana St.	56 54
												270	A	Western Mich.	64 53
												304	A	Valparaiso	74 81
												304	H	Valparaiso	80 54
												331	A	Evansville	71 51
												331	H	Evansville	61 56
												331	N	Evansville	90 80
												334	H	Purdue Fort Wayne	81 67
												336	H	Detroit Mercy	52 43
												339	A	UIC	75 60
												348	H	Chicago St.	76 40
LAST 12 Division I GAMES:															
				52	N	Missouri St.	50 59	156	H	Southern Ill.	41 64				
				331	N	Evansville	90 80	331	A	Evansville	71 51				
				304	A	Valparaiso	74 81	249	A	Indiana St.	44 36				
				154	A	Bradley	59 71	20	H	Drake	55 83				
				132	A	Illinois St.	52 65	87	H	UNI	65 71				
				52	H	Missouri St.	58 85	154	H	Bradley	56 69				

Non-Div I Games:

Loyola Chicago

■ Loss,
 ■ Non-Conf, S Site,
 ■ Home
 ■ Away
 N Neutral

Loyola Maryland

Through Games Of March 17, 2019

Average RPI Win:	264	WON-LOST	WINNING	LAST 10	STRENGTH OF	OPP. STRENGTH	TEAM	ADJ.	CONF.	ADJ CONF.
Average RPI Loss:	155	RECORD	PCT. RANK	GAMES	SCHEDULE	OF SCHEDULE	RPI	RPI	RPI	RPI
DIV. I ONLY	7- 24	307	1- 1	130	236	267	267	18	18	
DIV. I NON-CONF.	1- 10	329	0- 0	136	233	288	288	21	21	
TOTALS	RPI 1-25	RPI 26-50	W-L RECORDS	RPI 51-100	RPI 101-999	RPI 150+				
7- 24	0- 1	0- 3	OVERALL	0- 3	7- 17	7- 13				
3- 10	0- 0	0- 1	HOME	0- 1	3- 8	3- 7				
4- 13	0- 1	0- 2	AWAY	0- 2	4- 8	4- 6				
0- 1	0- 0	0- 0	NEUTRAL	0- 0	0- 1	0- 0				
1- 10	0- 1	0- 0	NON-CONFERENCE	0- 1	1- 8	1- 6				
0- 3	0- 0	0- 0	HOME	0- 0	0- 3	0- 3				
1- 6	0- 1	0- 0	AWAY	0- 1	1- 4	1- 3				
0- 1	0- 0	0- 0	NEUTRAL	0- 0	0- 1	0- 0				
6- 14	0- 0	0- 3	CONFERENCE	0- 2	6- 9	6- 7				
3- 7	0- 0	0- 1	HOME	0- 1	3- 5	3- 4				
3- 7	0- 0	0- 2	AWAY	0- 1	3- 4	3- 3				
0- 0	0- 0	0- 0	NEUTRAL	0- 0	0- 0	0- 0				

RPI 1-25				RPI 26-50				RPI 51-100				RPI 101+				Team's RPI: 267
RPI	S	Opponent	Score	RPI	S	Opponent	Score	RPI	S	Opponent	Score	RPI	S	Opponent	Score	
14	A	Maryland	48 83	37	A	Bucknell	55 87	70	A	Georgetown	30 45	107	A	Towson	57 62	
				37	A	Bucknell	63 88	71	A	American	38 82	127	A	Lehigh	42 51	
				37	H	Bucknell	57 75	71	H	American	56 67	127	H	Lehigh	46 65	
												134	N	Boston College	47 73	
												161	H	William & Mary	49 65	
												174	A	Holy Cross	60 78	
												174	H	Holy Cross	48 58	
												177	A	Boston U.	59 55	
												177	H	Boston U.	62 64	
												211	A	Dartmouth	41 54	
												215	A	Monmouth	75 67	
												220	H	Mt. St. Mary's	67 77	
												227	A	George Mason	38 70	
												236	A	Saint Joseph's	46 49	
												248	H	St. Francis Brooklyn	70 75	
												250	A	Colgate	64 73	
												250	H	Colgate	47 58	
												259	A	Navy	55 50	
												259	H	Navy	46 58	
												259	H	Navy	58 45	
												291	A	Army West Point	57 69	
												291	H	Army West Point	70 51	
												323	A	Lafayette	55 52	
												323	H	Lafayette	62 50	
LAST 12 Division I GAMES:																
259	H	Navy	58 45	250	H	Colgate	47 58									
37	A	Bucknell	63 88	37	A	Bucknell	55 87									
236	A	Saint Joseph's	46 49	323	A	Lafayette	55 52									
177	A	Boston U.	59 55	71	H	American	56 67									
259	A	Navy	55 50	174	H	Holy Cross	48 58									
127	H	Lehigh	46 65	291	H	Army West Point	70 51									

Non-Div I Games:

Loyola Maryland

Loss, Non-Conf, S Site, H Home A Away N Neutral

Average RPI Win:	172	WON-LOST	WINNING	LAST 10	STRENGTH OF	OPP. STRENGTH	TEAM	ADJ.	CONF.	ADJ CONF.
Average RPI Loss:	93	RECORD	PCT. RANK	GAMES	SCHEDULE	OF SCHEDULE	RPI	RPI	RPI	RPI
DIV. I ONLY	18- 14	137	1- 1	75	94	104	104	7	7	
DIV. I NON-CONF.	7- 5	132	0- 0	72	182	95	95	7	7	
TOTALS	RPI 1-25	RPI 26-50	W-L RECORDS	RPI 51-100	RPI 101-999	RPI 150+				
18- 14	0- 2	3- 5	OVERALL	2- 2	13- 5	11- 4				
9- 5	0- 1	3- 0	HOME	1- 1	5- 3	5- 2				
8- 5	0- 1	0- 2	AWAY	1- 1	7- 1	5- 1				
1- 4	0- 0	0- 3	NEUTRAL	0- 0	1- 1	1- 1				
7- 5	0- 0	1- 2	NON-CONFERENCE	2- 0	4- 3	3- 3				
4- 1	0- 0	1- 0	HOME	1- 0	2- 1	2- 1				
3- 1	0- 0	0- 0	AWAY	1- 0	2- 1	1- 1				
0- 3	0- 0	0- 2	NEUTRAL	0- 0	0- 1	0- 1				
11- 9	0- 2	2- 3	CONFERENCE	0- 2	9- 2	8- 1				
5- 4	0- 1	2- 0	HOME	0- 1	3- 2	3- 1				
5- 4	0- 1	0- 2	AWAY	0- 1	5- 0	4- 0				
1- 1	0- 0	0- 1	NEUTRAL	0- 0	1- 0	1- 0				

RPI	S	Opponent	Score	RPI	S	Opponent	Score	RPI	S	Opponent	Score	RPI	S	Opponent	Score	Team's RPI: 104
13	A	Gonzaga	58 68	26	A	BYU	44 55	72	H	UC Davis	60 53	102	A	Pacific	72 67	
13	H	Gonzaga	53 78	26	H	BYU	61 58	81	A	Arizona	66 64	102	H	Pacific	75 81	
				35	H	UCLA	69 63	99	A	Pepperdine	86 95	149	A	CSUN	72 53	
				40	N	South Dakota	40 67	99	H	Pepperdine	55 73	163	A	Santa Clara	69 60	
				48	N	Indiana	43 67					163	H	Santa Clara	75 83	
				49	A	Saint Mary's (CA)	62 86					167	A	Denver	75 104	
				49	H	Saint Mary's (CA)	69 56					173	H	Robert Morris	61 53	
				49	N	Saint Mary's (CA)	38 70					189	A	Portland	70 54	
												189	H	Portland	76 58	
												207	N	Grambling	61 62	
												222	H	Northern Ariz.	62 63	
												252	A	San Francisco	73 66	
												252	H	San Francisco	66 58	
												252	N	San Francisco	66 45	
												273	A	San Diego	69 52	
												273	H	San Diego	83 57	
												274	H	Long Beach St.	71 62	
												289	A	UC Santa Barbara	70 57	
LAST 12 Division I GAMES:																
				252	N	San Francisco	66 45	49	H	Saint Mary's (CA)	69 56					
				49	N	Saint Mary's (CA)	38 70	99	H	Pepperdine	55 73					
				173	H	Robert Morris	61 53	252	A	San Francisco	73 66					
				13	A	Gonzaga	58 68	163	A	Santa Clara	69 60					
				189	A	Portland	70 54	273	H	San Diego	83 57					
				102	H	Pacific	75 81	26	H	BYU	61 58					

Non-Div I Games:

Loyola Marymount

■ Loss,
 ■ Non-Conf,
 ■ S Site,
 ■ H Home
 ■ A Away
 N Neutral

Maine

Through Games Of March 17, 2019

Average RPI Win: 221	WON-LOST	WINNING	LAST 10	STRENGTH OF	OPP. STRENGTH	TEAM	ADJ.	CONF.	ADJ CONF.
Average RPI Loss: 87	RECORD	PCT. RANK	GAMES	SCHEDULE	OF SCHEDULE	RPI	RPI	RPI	RPI
DIV. I ONLY	25- 7	35	1- 0	145	215	54	54	23	23
DIV. I NON-CONF.	7- 6	153	0- 0	36	78	53	53	24	24
TOTALS	RPI 1-25	RPI 26-50	W-L RECORDS	RPI 51-100	RPI 101-999	RPI 150+			
25- 7	0- 1	1- 0	OVERALL	3- 4	21- 2	17- 1			
13- 1	0- 0	0- 0	HOME	1- 1	12- 0	9- 0			
10- 5	0- 1	1- 0	AWAY	1- 3	8- 1	7- 0			
2- 1	0- 0	0- 0	NEUTRAL	1- 0	1- 1	1- 1			
7- 6	0- 1	1- 0	NON-CONFERENCE	3- 4	3- 1	3- 1			
2- 1	0- 0	0- 0	HOME	1- 1	1- 0	1- 0			
3- 4	0- 1	1- 0	AWAY	1- 3	1- 0	1- 0			
2- 1	0- 0	0- 0	NEUTRAL	1- 0	1- 1	1- 1			
18- 1	0- 0	0- 0	CONFERENCE	0- 0	18- 1	14- 0			
11- 0	0- 0	0- 0	HOME	0- 0	11- 0	8- 0			
7- 1	0- 0	0- 0	AWAY	0- 0	7- 1	6- 0			
0- 0	0- 0	0- 0	NEUTRAL	0- 0	0- 0	0- 0			

RPI 1-25				RPI 26-50				RPI 51-100 Team's RPI: 54				RPI 101+			
RPI	S	Opponent	Score	RPI	S	Opponent	Score	RPI	S	Opponent	Score	RPI	S	Opponent	Score
9	A	NC State	46 84	38	A	North Carolina	85 73	57	N	Penn	47 46	103	A	Hartford	46 49
								69	A	Green Bay	39 70	103	H	Hartford	78 58
								79	H	Duke	63 66	103	H	Hartford	68 48
								82	A	Fordham	64 72	139	A	Stony Brook	68 54
								86	H	Toledo	73 59	139	H	Stony Brook	71 61
								90	A	Harvard	67 60	169	N	Chattanooga	61 66
								96	A	Northeastern	55 63	202	N	N.C. A&T	58 52
												237	A	Albany (NY)	67 61
												237	H	Albany (NY)	66 51
												237	H	Albany (NY)	76 65
												255	A	Binghamton	67 60
												255	H	Binghamton	95 66
												279	A	Vermont	63 51
												279	H	Vermont	66 45
												283	H	Brown	102 96
												294	A	Bryant	74 57
												305	A	UMBC	58 45
												305	H	UMBC	84 44
												317	A	New Hampshire	69 45
												317	H	New Hampshire	67 46
												317	H	New Hampshire	69 36
												328	A	UMass Lowell	60 41
												328	H	UMass Lowell	79 45
LAST 12 Division I GAMES:															
103	H	Hartford	68 48	139	H	Stony Brook	71 61								
317	H	New Hampshire	69 36	237	A	Albany (NY)	67 61								
237	H	Albany (NY)	66 51	103	H	Hartford	78 58								
169	N	Chattanooga	61 66	305	A	UMBC	58 45								
255	A	Binghamton	67 60	279	H	Vermont	66 45								
328	A	UMass Lowell	60 41	317	A	New Hampshire	69 45								

Non-Div I Games:

Maine

■ Loss,
 ■ Non-Conf, S Site,
 ■ Home
 ■ Away
 N Neutral

Average RPI Win: 291	WON-LOST	WINNING	LAST 10	STRENGTH OF	OPP. STRENGTH	TEAM	ADJ.	CONF.	ADJ CONF.
Average RPI Loss: 176	RECORD	PCT. RANK	GAMES	SCHEDULE	OF SCHEDULE	RPI	RPI	RPI	RPI
DIV. I ONLY	12- 19	236	1- 0	232	324	266	266	26	26
DIV. I NON-CONF.	2- 9	297	0- 0	146	346	317	317	27	27
TOTALS	RPI 1-25	RPI 26-50	W-L RECORDS	RPI 51-100	RPI 101-999	RPI 150+			
12- 19	0- 0	0- 2	OVERALL	0- 3	12- 14	11- 11			
7- 9	0- 0	0- 1	HOME	0- 2	7- 6	7- 4			
4- 9	0- 0	0- 1	AWAY	0- 1	4- 7	3- 7			
1- 1	0- 0	0- 0	NEUTRAL	0- 0	1- 1	1- 0			
2- 9	0- 0	0- 0	NON-CONFERENCE	0- 3	2- 6	2- 5			
2- 5	0- 0	0- 0	HOME	0- 2	2- 3	2- 2			
0- 4	0- 0	0- 0	AWAY	0- 1	0- 3	0- 3			
0- 0	0- 0	0- 0	NEUTRAL	0- 0	0- 0	0- 0			
10- 10	0- 0	0- 2	CONFERENCE	0- 0	10- 8	9- 6			
5- 4	0- 0	0- 1	HOME	0- 0	5- 3	5- 2			
4- 5	0- 0	0- 1	AWAY	0- 0	4- 4	3- 4			
1- 1	0- 0	0- 0	NEUTRAL	0- 0	1- 1	1- 0			

RPI S	Opponent	Score	RPI S	Opponent	Score	RPI S	Opponent	Score	RPI S	Opponent	Score	Team's RPI: 266
41	A Quinnipiac	42 59	59	H Wright St.	44 60	118	A Marist	69 51				
41	H Quinnipiac	39 64	65	H Drexel	39 53	118	H Marist	51 62				
			82	A Fordham	61 65	118	N Marist	51 65				
						139	H Stony Brook	48 79				
						168	A Rider	60 57				
						168	H Rider	63 73				
						174	A Holy Cross	53 61				
						192	H Sacred Heart	46 74				
						215	A Monmouth	63 71				
						237	A Albany (NY)	54 60				
						248	A St. Francis Brooklyn	65 73				
						271	A Niagara	51 61				
						271	H Niagara	54 58				
						278	A Siena	56 62				
						278	H Siena	52 48				
						282	H Fairfield	47 41				
						286	A Canisius	44 47				
						286	H Canisius	53 33				
						323	H Lafayette	60 49				
						324	A Iona	54 52				
						324	H Iona	55 33				
						336	H Detroit Mercy	56 58				
						347	A Saint Peter's	62 44				
						347	H Saint Peter's	62 46				
						347	N Saint Peter's	62 41				
						351	H LIU Brooklyn	61 46				
LAST 12 Division I GAMES:												
347	N Saint Peter's	62 41	168	A Rider	60 57							
118	N Marist	51 65	41	H Quinnipiac	39 64							
286	H Canisius	53 33	215	A Monmouth	63 71							
41	A Quinnipiac	42 59	347	A Saint Peter's	62 44							
347	H Saint Peter's	62 46	118	H Marist	51 62							
324	A Iona	54 52	278	H Siena	52 48							

Non-Div I Games:

Manhattan

■ Loss,
 ■ Non-Conf,
 ■ S Site,
 ■ Home
 ■ A Away
 N Neutral

Average RPI Win: 246	WON-LOST	WINNING	LAST 10	STRENGTH OF	OPP. STRENGTH	TEAM	ADJ.	CONF.	ADJ CONF.
Average RPI Loss: 111	RECORD	PCT. RANK	GAMES	SCHEDULE	OF SCHEDULE	RPI	RPI	RPI	RPI
DIV. I ONLY	23- 10	66	2- 1	206	245	118	118	26	26
DIV. I NON-CONF.	8- 4	91	0- 0	180	148	98	98	27	27
TOTALS	RPI 1-25	RPI 26-50	W-L RECORDS	RPI 51-100	RPI 101-999	RPI 150+			
23- 10	0- 0	0- 4	OVERALL	1- 2	22- 4	22- 4			
9- 4	0- 0	0- 1	HOME	1- 0	8- 3	8- 3			
10- 4	0- 0	0- 2	AWAY	0- 1	10- 1	10- 1			
4- 2	0- 0	0- 1	NEUTRAL	0- 1	4- 0	4- 0			
8- 4	0- 0	0- 1	NON-CONFERENCE	1- 2	7- 1	7- 1			
3- 1	0- 0	0- 0	HOME	1- 0	2- 1	2- 1			
3- 2	0- 0	0- 1	AWAY	0- 1	3- 0	3- 0			
2- 1	0- 0	0- 0	NEUTRAL	0- 1	2- 0	2- 0			
15- 6	0- 0	0- 3	CONFERENCE	0- 0	15- 3	15- 3			
6- 3	0- 0	0- 1	HOME	0- 0	6- 2	6- 2			
7- 2	0- 0	0- 1	AWAY	0- 0	7- 1	7- 1			
2- 1	0- 0	0- 1	NEUTRAL	0- 0	2- 0	2- 0			

RPI S	Opponent	Score	RPI S	Opponent	Score	RPI S	Opponent	Score	RPI S	Opponent	Score	Team's RPI: 118
41	A Quinnipiac	66 78	41	H Quinnipiac	69 76	59	N Wright St.	60 76	165	H Temple	74 68	
41	N Quinnipiac	51 81	41	N Quinnipiac	51 81	79	A Duke	56 64	168	A Rider	64 70	
44	A Princeton	57 60	44	A Princeton	57 60	96	H Northeastern	90 84	168	H Rider	58 68	
LAST 12 Division I GAMES:												
266	N Manhattan	65 51	282	H Fairfield	85 44	266	N Manhattan	65 51	271	A Niagara	87 58	
168	N Rider	62 52	286	H Canisius	66 50	271	H Niagara	82 69	278	A Siena	73 58	
41	N Quinnipiac	51 81	168	A Rider	64 70	278	H Siena	88 59	282	A Fairfield	56 46	
271	H Niagara	82 69	266	A Manhattan	62 51	282	H Fairfield	85 44	286	A Canisius	71 66	
215	A Monmouth	69 45	278	A Siena	73 58	286	H Canisius	66 50	324	H Iona	76 36	
41	A Quinnipiac	66 78	168	H Rider	58 68	347	A Saint Peter's	62 42				

Non-Div I Games:

Marist

■ Loss,
 ■ Non-Conf,
 ■ S Site,
 ■ H Home
 ■ A Away
 N Neutral

Average RPI Win:	116	WON-LOST	WINNING	LAST 10	STRENGTH OF	OPP. STRENGTH	TEAM	ADJ.	CONF.	ADJ CONF.
Average RPI Loss:	47	RECORD	PCT. RANK	GAMES	SCHEDULE	OF SCHEDULE	RPI	RPI	RPI	RPI
DIV. I ONLY	26- 7	31	1- 1	22	43	12	12	6	6	
DIV. I NON-CONF.	9- 3	62	0- 0	21	29	19	19	4	4	
TOTALS	RPI 1-25	RPI 26-50	W-L RECORDS	RPI 51-100	RPI 101-999	RPI 150+				
26- 7	2- 4	2- 0	OVERALL	9- 2	13- 1	5- 0				
15- 2	1- 1	2- 0	HOME	5- 1	7- 0	3- 0				
9- 5	1- 3	0- 0	AWAY	3- 1	5- 1	2- 0				
2- 0	0- 0	0- 0	NEUTRAL	1- 0	1- 0	0- 0				
9- 3	0- 3	2- 0	NON-CONFERENCE	2- 0	5- 0	3- 0				
7- 1	0- 1	2- 0	HOME	2- 0	3- 0	2- 0				
2- 2	0- 2	0- 0	AWAY	0- 0	2- 0	1- 0				
0- 0	0- 0	0- 0	NEUTRAL	0- 0	0- 0	0- 0				
17- 4	2- 1	0- 0	CONFERENCE	7- 2	8- 1	2- 0				
8- 1	1- 0	0- 0	HOME	3- 1	4- 0	1- 0				
7- 3	1- 1	0- 0	AWAY	3- 1	3- 1	1- 0				
2- 0	0- 0	0- 0	NEUTRAL	1- 0	1- 0	0- 0				

RPI S	Opponent	Score	RPI S	Opponent	Score	RPI S	Opponent	Score	RPI S	Opponent	Score
1	H Notre Dame	63 87	27	H South Dakota St.	91 52	56	A Villanova	91 55	116	A Northwestern	76 57
8	A Mississippi St.	82 87	46	H Michigan	85 74	56	H Villanova	93 55	117	A St. John's (NY)	74 81
18	A DePaul	73 74				69	H Green Bay	80 54	117	H St. John's (NY)	83 73
18	A DePaul	93 87				70	A Georgetown	72 62	117	N St. John's (NY)	88 57
18	H DePaul	96 63				70	H Georgetown	59 52	121	A Providence	80 57
19	A Miami (FL)	55 63				70	N Georgetown	75 62	121	H Providence	85 46
						74	A Butler	87 58	142	A Seton Hall	109 63
						74	H Butler	57 61	142	H Seton Hall	96 60
						87	H UNI	102 61	148	H Montana St.	100 52
						93	A Creighton	65 71	198	A Milwaukee	83 74
						93	H Creighton	85 67	218	A Xavier	90 44
									218	H Xavier	79 53
									255	H Binghamton	93 40
									339	H UIC	96 32
LAST 12 Division I GAMES:											
117	N St. John's (NY)	88 57	93	A Creighton	65 71						
18	A DePaul	73 74	218	H Xavier	79 53						
70	N Georgetown	75 62	74	H Butler	57 61						
87	H UNI	102 61	142	A Seton Hall	109 63						
19	A Miami (FL)	55 63	117	A St. John's (NY)	74 81						
121	A Providence	80 57	56	H Villanova	93 55						

Non-Div I Games:

Marquette

■ Loss,
■ Non-Conf,
■ S Site,
■ H Home
■ A Away
N Neutral

Marshall

Through Games Of March 17, 2019

Average RPI Win:	248	WON-LOST	WINNING	LAST 10	STRENGTH OF	OPP. STRENGTH	TEAM	ADJ.	CONF.	ADJ CONF.
Average RPI Loss:	142	RECORD	PCT. RANK	GAMES	SCHEDULE	OF SCHEDULE	RPI	RPI	RPI	RPI
DIV. I ONLY	15- 14	157	0- 1	311	132	222	222	14	14	
DIV. I NON-CONF.	5- 7	206	0- 0	339	200	328	328	17	17	
TOTALS	RPI 1-25	RPI 26-50	W-L RECORDS	RPI 51-100	RPI 101-999	RPI 150+				
15- 14	0- 0	0- 1	OVERALL	1- 4	14- 9	12- 6				
10- 5	0- 0	0- 1	HOME	0- 1	10- 3	8- 2				
5- 8	0- 0	0- 0	AWAY	1- 3	4- 5	4- 3				
0- 1	0- 0	0- 0	NEUTRAL	0- 0	0- 1	0- 1				
5- 7	0- 0	0- 0	NON-CONFERENCE	0- 1	5- 6	5- 4				
5- 2	0- 0	0- 0	HOME	0- 0	5- 2	5- 1				
0- 5	0- 0	0- 0	AWAY	0- 1	0- 4	0- 3				
0- 0	0- 0	0- 0	NEUTRAL	0- 0	0- 0	0- 0				
10- 7	0- 0	0- 1	CONFERENCE	1- 3	9- 3	7- 2				
5- 3	0- 0	0- 1	HOME	0- 1	5- 1	3- 1				
5- 3	0- 0	0- 0	AWAY	1- 2	4- 1	4- 0				
0- 1	0- 0	0- 0	NEUTRAL	0- 0	0- 1	0- 1				

RPI 1-25			RPI 26-50			RPI 51-100			RPI 101+			Team's RPI: 222
RPI	S	Opponent	Score	RPI	S	Opponent	Score	RPI	S	Opponent	Score	
				31	H	Rice	67 79	51	A	Clemson	54 68	105 H Charlotte 63 62
								66	A	Middle Tenn.	59 53	107 H Towson 69 76
								95	A	Western Ky.	55 85	110 A Old Dominion 53 79
								95	H	Western Ky.	66 69	110 H Old Dominion 57 48
								100	A	UAB	59 77	130 A Appalachian St. 52 74
												156 A Southern Ill. 49 58
												172 H Louisiana Tech 90 88
												176 H North Texas 67 55
												186 A Wisconsin 49 67
												196 H Southern Miss. 52 64
												219 A Bowling Green 76 99
												249 H Indiana St. 53 62
												258 A UTEP 63 60
												258 N UTEP 56 64
												285 H Cleveland St. 86 64
												302 A UTSA 79 72
												303 H Tennessee St. 80 59
												307 A Fla. Atlantic 72 67
												314 H Coppin St. 88 67
												322 A FIU 86 58
												322 H FIU 87 42
												331 H Evansville 72 65
												340 H Delaware St. 75 63
LAST 12 Division I GAMES:												
				258	N	UTEP	56 64	31	H	Rice	67 79	
				322	H	FIU	87 42	176	H	North Texas	67 55	
				110	A	Old Dominion	53 79	302	A	UTSA	79 72	
				95	H	Western Ky.	66 69	258	A	UTEP	63 60	
				66	A	Middle Tenn.	59 53	196	H	Southern Miss.	52 64	
				100	A	UAB	59 77	172	H	Louisiana Tech	90 88	

Non-Div I Games: Bluefield St. 82 29

Marshall

Loss, Non-Conf, S Site, H Home A Away N Neutral

Maryland

Through Games Of March 17, 2019

Average RPI Win:	134	WON-LOST	WINNING	LAST 10	STRENGTH OF	OPP. STRENGTH	TEAM	ADJ.	CONF.	ADJ CONF.
Average RPI Loss:	22	RECORD	PCT. RANK	GAMES	SCHEDULE	OF SCHEDULE	RPI	RPI	RPI	RPI
DIV. I ONLY	28- 4	7	1- 0	73	45	14	14	4	4	
DIV. I NON-CONF.	11- 0	1	0- 0	206	103	24	24	6	6	
TOTALS	RPI 1-25	RPI 26-50	W-L RECORDS	RPI 51-100	RPI 101-999	RPI 150+				
28- 4	1- 2	6- 2	OVERALL	4- 0	17- 0	8- 0				
14- 1	0- 0	2- 1	HOME	2- 0	10- 0	5- 0				
10- 2	1- 1	2- 1	AWAY	2- 0	5- 0	2- 0				
4- 1	0- 1	2- 0	NEUTRAL	0- 0	2- 0	1- 0				
11- 0	1- 0	1- 0	NON-CONFERENCE	1- 0	8- 0	5- 0				
6- 0	0- 0	1- 0	HOME	1- 0	4- 0	3- 0				
3- 0	1- 0	0- 0	AWAY	0- 0	2- 0	1- 0				
2- 0	0- 0	0- 0	NEUTRAL	0- 0	2- 0	1- 0				
17- 4	0- 2	5- 2	CONFERENCE	3- 0	9- 0	3- 0				
8- 1	0- 0	1- 1	HOME	1- 0	6- 0	2- 0				
7- 2	0- 1	2- 1	AWAY	2- 0	3- 0	1- 0				
2- 1	0- 1	2- 0	NEUTRAL	0- 0	0- 0	0- 0				

RPI	S	Opponent	Score	RPI	S	Opponent	Score	RPI	S	Opponent	Score	RPI	S	Opponent	Score
7	A	Iowa	73 86	29	A	Rutgers	62 48	68	H	Georgia Tech	67 54	101	A	Ohio St.	70 57
7	N	Iowa	76 90	29	H	Rutgers	65 73	89	A	Purdue	58 55	101	H	Ohio St.	75 69
17	A	South Carolina	85 61	36	H	James Madison	87 63	94	A	Nebraska	81 63	108	H	Minnesota	71 69
				43	A	Michigan St.	60 77	94	H	Nebraska	89 63	112	N	Georgia	58 51
				43	N	Michigan St.	71 55					116	H	Northwestern	72 57
				46	H	Michigan	83 69					119	H	Dayton	82 71
				46	N	Michigan	73 72					138	A	Delaware	77 53
				48	A	Indiana	76 56					145	A	Penn St.	77 61
												145	H	Penn St.	79 67
												186	H	Wisconsin	75 57
												216	A	George Washington	69 30
												225	A	Illinois	80 66
												225	H	Illinois	71 62
												267	H	Loyola Maryland	83 48
												305	H	UMBC	92 61
												311	N	Morgan St.	68 44
												314	H	Coppin St.	93 36
LAST 12 Division I GAMES:															
				43	N	Michigan St.	71 55	7	A	Iowa	73 86				
				46	N	Michigan	73 72	94	H	Nebraska	89 63				
				7	N	Iowa	76 90	29	A	Rutgers	62 48				
				225	H	Illinois	71 62	116	H	Northwestern	72 57				
				89	A	Purdue	58 55	225	A	Illinois	80 66				
				108	H	Minnesota	71 69	186	H	Wisconsin	75 57				

Non-Div I Games:

Maryland

Loss, Non-Conf, S Site, H Home A Away N Neutral

Through Games Of March 17, 2019

RPI 1-25					
RPI	S	Opponent	Score		
37	N	Bucknell	58	77	
RPI 26-50					
RPI	S	Opponent	Score		
82	A	Fordham	64	76	
82	N	Fordham	62	73	
91	A	VCU	48	52	
96	A	Northeastern	52	53	
RPI 51-100					
RPI	S	Opponent	Score		
107	A	Towson	53	78	
118	A	Marist	70	55	
119	A	Dayton	47	75	
137	H	Duquesne	69	66	
150	A	Davidson	70	58	
150	H	Davidson	49	64	
177	H	Boston U.	66	55	
184	H	Saint Louis	70	66	
192	H	Sacred Heart	78	61	
212	H	UTRGV	74	70	
216	H	George Washington	59	66	
224	H	North Dakota	52	59	
227	A	George Mason	86	80	
227	H	George Mason	52	70	
236	A	Saint Joseph's	54	55	
260	A	Rhode Island	57	53	
260	H	Rhode Island	56	34	
262	H	St. Bonaventure	63	64	
275	A	Richmond	58	62	
275	H	Richmond	64	38	
278	A	Siena	59	64	
282	N	Fairfield	59	49	
283	A	Brown	90	61	
284	A	La Salle	74	60	
308	H	Incarnate Word	71	59	
327	H	Central Conn. St.	74	59	
Team's RPI:					
206					
LAST 12 Division I GAMES:					
227	A	George Mason	86	80	
82	N	Fordham	62	73	
260	A	Rhode Island	57	53	
275	H	Richmond	64	38	
82	A	Fordham	64	76	
216	H	George Washington	59	66	
150	H	Davidson	49	64	
236	A	Saint Joseph's	54	55	
260	H	Rhode Island	56	34	
137	H	Duquesne	69	66	
275	A	Richmond	58	62	
91	A	VCU	48	52	

Massachusetts

Page 177

RPI	S	Opponent	Score
328	H	UMass Lowell	59 62

Massachusetts

M
a
s
s
a
c
h
u
s
e
t
t
s

M
a
s
s
a
c
h
u
s
e
t
t
s

McNeese

Through Games Of March 17, 2019

Average RPI Win:	294	WON-LOST	WINNING	LAST 10	STRENGTH OF	OPP. STRENGTH	TEAM	ADJ.	CONF.	ADJ CONF.
Average RPI Loss:	186	RECORD	PCT. RANK	GAMES	SCHEDULE	OF SCHEDULE	RPI	RPI	RPI	RPI
DIV. I ONLY	5- 21	324	0- 1	251	296	312	312	25	25	
DIV. I NON-CONF.	0- 8	336	0- 0	101	171	315	315	22	22	
TOTALS	RPI 1-25	RPI 26-50	W-L RECORDS	RPI 51-100	RPI 101-999	RPI 150+				
5- 21	0- 0	0- 2	OVERALL	0- 5	5- 14	5- 13				
2- 9	0- 0	0- 0	HOME	0- 2	2- 7	2- 7				
3- 12	0- 0	0- 2	AWAY	0- 3	3- 7	3- 6				
0- 0	0- 0	0- 0	NEUTRAL	0- 0	0- 0	0- 0				
0- 8	0- 0	0- 2	NON-CONFERENCE	0- 2	0- 4	0- 4				
0- 2	0- 0	0- 0	HOME	0- 0	0- 2	0- 2				
0- 6	0- 0	0- 2	AWAY	0- 2	0- 2	0- 2				
0- 0	0- 0	0- 0	NEUTRAL	0- 0	0- 0	0- 0				
5- 13	0- 0	0- 0	CONFERENCE	0- 3	5- 10	5- 9				
2- 7	0- 0	0- 0	HOME	0- 2	2- 5	2- 5				
3- 6	0- 0	0- 0	AWAY	0- 1	3- 5	3- 4				
0- 0	0- 0	0- 0	NEUTRAL	0- 0	0- 0	0- 0				

RPI S	Opponent	Score	RPI S	Opponent	Score	RPI S	Opponent	Score	RPI S	Opponent	Score	Team's RPI: 312
28	A Texas	40 96	62	A Lamar University	68 81	124	A Abilene Christian	52 109				
31	A Rice	65 93	62	H Lamar University	62 64	166	A Nicholls St.	69 68				
			78	H SFA	48 97	166	H Nicholls St.	55 78				
			85	A LSU	36 86	172	H Louisiana Tech	48 89				
			100	A UAB	48 91	183	H Sam Houston St.	80 93				
						207	A Grambling	51 75				
						234	A A&M-Corpus Christi	51 62				
						269	H Louisiana	59 70				
						277	A Central Ark.	45 76				
						288	A New Orleans	76 88				
						288	H New Orleans	60 64				
						300	A La.-Monroe	60 69				
						308	H Incarnate Word	66 68				
						318	A Northwestern St.	63 82				
						318	H Northwestern St.	73 89				
						321	A Southeastern La.	75 70				
						321	H Southeastern La.	62 56				
						332	A Houston Baptist	72 67				
						332	H Houston Baptist	81 71				
LAST 12 Division I GAMES:												
62	A Lamar University	68 81	321	A Southeastern La.	75 70							
234	A A&M-Corpus Christi	51 62	78	H SFA	48 97							
332	A Houston Baptist	72 67	318	H Northwestern St.	73 89							
166	H Nicholls St.	55 78	183	H Sam Houston St.	80 93							
288	H New Orleans	60 64	62	H Lamar University	62 64							
277	A Central Ark.	45 76	332	H Houston Baptist	81 71							

Non-Div I Games: LSU-Alexandria 60 68 Southern-N.O. 106 54 Louisiana Col. 86 68

McNeese

Loss, Non-Conf, S Site, H Home A Away N Neutral

Average RPI Win:	209	WON-LOST	WINNING	LAST 10	STRENGTH OF	OPP. STRENGTH	TEAM	ADJ.	CONF.	ADJ CONF.
Average RPI Loss:	141	RECORD	PCT. RANK	GAMES	SCHEDULE	OF SCHEDULE	RPI	RPI	RPI	RPI
DIV. I ONLY	11- 20	254	1- 0	136	146	232	232	9	9	
DIV. I NON-CONF.	5- 8	224	0- 0	190	315	265	265	8	8	
TOTALS	RPI 1-25	RPI 26-50	W-L RECORDS	RPI 51-100	RPI 101-999	RPI 150+				
11- 20	0- 2	0- 0	OVERALL	0- 6	11- 12	9- 11				
6- 10	0- 1	0- 0	HOME	0- 3	6- 6	6- 5				
3- 9	0- 1	0- 0	AWAY	0- 2	3- 6	2- 6				
2- 1	0- 0	0- 0	NEUTRAL	0- 1	2- 0	1- 0				
5- 8	0- 0	0- 0	NON-CONFERENCE	0- 3	5- 5	4- 5				
4- 4	0- 0	0- 0	HOME	0- 2	4- 2	4- 2				
0- 4	0- 0	0- 0	AWAY	0- 1	0- 3	0- 3				
1- 0	0- 0	0- 0	NEUTRAL	0- 0	1- 0	0- 0				
6- 12	0- 2	0- 0	CONFERENCE	0- 3	6- 7	5- 6				
2- 6	0- 1	0- 0	HOME	0- 1	2- 4	2- 3				
3- 5	0- 1	0- 0	AWAY	0- 1	3- 3	2- 3				
1- 1	0- 0	0- 0	NEUTRAL	0- 1	1- 0	1- 0				

RPI	S	Opponent	Score	RPI	S	Opponent	Score	RPI	S	Opponent	Score	RPI	S	Opponent	Score	Team's RPI: 232
6	A	UConn	45 102					61	H	Little Rock	60 63	111	H	Houston	57 59	
15	H	UCF	55 68					77	A	Cincinnati	56 80	115	A	South Fla.	47 40	
								77	H	Cincinnati	69 89	132	N	Mercer	59 53	
								77	N	Cincinnati	48 68	155	A	Tulsa	39 46	
								86	H	Toledo	48 58	155	H	Tulsa	59 56	
								100	A	UAB	54 85	165	H	Temple	53 84	
												165	N	Temple	59 58	
												170	A	Tulane	65 59	
												170	H	Tulane	61 62	
												172	H	Louisiana Tech	50 66	
												179	A	Coastal Caro.	71 90	
												190	A	Arkansas St.	66 77	
												193	A	East Carolina	59 68	
												193	H	East Carolina	58 46	
												216	A	George Washington	38 51	
												231	A	SMU	48 71	
												245	H	Southeast Mo. St.	69 57	
												247	H	Jackson St.	68 67	
												257	A	Wichita St.	71 50	
												257	H	Wichita St.	48 57	
												288	H	New Orleans	59 66	
												290	H	Samford	53 48	
												335	H	N.C. Central	77 56	
LAST 12 Division I GAMES:																
165	N	Temple	59 58	170	A	Tulane	65 59									
77	N	Cincinnati	48 68	77	H	Cincinnati	69 89									
165	H	Temple	53 84	193	A	East Carolina	59 68									
231	A	SMU	48 71	257	H	Wichita St.	48 57									
111	H	Houston	57 59	155	H	Tulsa	59 56									
6	A	UConn	45 102	170	H	Tulane	61 62									

Non-Div I Games:

Memphis

■ Loss,
 ■ Non-Conf,
 ■ S Site,
 ■ Home
 ■ A Away
 N Neutral

Average RPI Win:	245	WON-LOST	WINNING	LAST 10	STRENGTH OF	OPP. STRENGTH	TEAM	ADJ.	CONF.	ADJ CONF.
Average RPI Loss:	145	RECORD	PCT. RANK	GAMES	SCHEDULE	OF SCHEDULE	RPI	RPI	RPI	RPI
DIV. I ONLY	25- 7	35	2- 0	329	216	132	132	28	28	
DIV. I NON-CONF.	8- 7	160	0- 0	266	79	198	198	25	25	
TOTALS	RPI 1-25	RPI 26-50	W-L RECORDS	RPI 51-100	RPI 101-999	RPI 150+				
25- 7	0- 2	0- 0	OVERALL	0- 0	25- 5	24- 3				
11- 3	0- 2	0- 0	HOME	0- 0	11- 1	10- 1				
10- 3	0- 0	0- 0	AWAY	0- 0	10- 3	10- 1				
4- 1	0- 0	0- 0	NEUTRAL	0- 0	4- 1	4- 1				
8- 7	0- 2	0- 0	NON-CONFERENCE	0- 0	8- 5	7- 3				
4- 3	0- 2	0- 0	HOME	0- 0	4- 1	3- 1				
3- 3	0- 0	0- 0	AWAY	0- 0	3- 3	3- 1				
1- 1	0- 0	0- 0	NEUTRAL	0- 0	1- 1	1- 1				
17- 0	0- 0	0- 0	CONFERENCE	0- 0	17- 0	17- 0				
7- 0	0- 0	0- 0	HOME	0- 0	7- 0	7- 0				
7- 0	0- 0	0- 0	AWAY	0- 0	7- 0	7- 0				
3- 0	0- 0	0- 0	NEUTRAL	0- 0	3- 0	3- 0				

RPI S	Opponent	Score	RPI S	Opponent	Score	RPI S	Opponent	Score	RPI S	Opponent	Score	Team's RPI: 132
15	H UCF	42 76							105	H Charlotte	57 40	
21	H Florida St.	56 57							112	A Georgia	60 67	
									147	A Wake Forest	54 69	
									169	A Chattanooga	62 56	
									169	H Chattanooga	65 58	
									175	H UNC Asheville	61 47	
									191	A Furman	75 60	
									191	H Furman	66 62	
									191 N	Furman	66 63	
									213	H Florida	92 82	
									216	A George Washington	61 53	
									219 N	Bowling Green	76 63	
									230	A Howard	85 70	
									232 N	Memphis	53 59	
									233	A Jacksonville	66 71	
									241	A ETSU	83 77	
									241	H ETSU	64 41	
									253	H Columbia	68 72	
									256	A Wofford	81 79	
									256	H Wofford	65 59	
									256 N	Wofford	69 51	
									287	A Ga. Southern	79 72	
									290	A Samford	68 52	
									290	H Samford	76 68	
									292	H Kennesaw St.	64 48	
									309	A UNC Greensboro	71 58	
LAST 12 Division I GAMES:												
			341 N	Western Caro.	55 32	241	A	ETSU	83 77			
			191 N	Furman	66 63	341	H	Western Caro.	71 55			
			256 N	Wofford	69 51	309	H	UNC Greensboro	85 73			
			256	H Wofford	65 59	290	A	Samford	68 52			
			191	H Furman	66 62	191	A	Furman	75 60			
			169	A Chattanooga	62 56	256	A	Wofford	81 79			

Non-Div I Games:

Mercer

■ Loss,
 ■ Non-Conf, S Site,
 ■ Home
 ■ Away
 N Neutral

RPI	S	Opponent	Score	
309	H	UNC Greensboro	85	73
341	A	Western Caro.	69	67
341	H	Western Caro.	71	55
341	N	Western Caro.	55	32

M
e
r
c
e
r

M
e
r
c
e
r

Mercer

Average RPI Win:	123	WON-LOST	WINNING	LAST 10	STRENGTH OF	OPP. STRENGTH	TEAM	ADJ.	CONF.	ADJ CONF.
Average RPI Loss:	37	RECORD	PCT. RANK	GAMES	SCHEDULE	OF SCHEDULE	RPI	RPI	RPI	RPI
DIV. I ONLY	24- 8	46	0- 1	41	12	19	19	1	1	
DIV. I NON-CONF.	12- 3	52	0- 0	154	57	57	57	1	1	
TOTALS	RPI 1-25	RPI 26-50	W-L RECORDS	RPI 51-100	RPI 101-999	RPI 150+				
24- 8	5- 4	1- 1	OVERALL	6- 3	12- 0	8- 0				
16- 2	3- 0	1- 1	HOME	5- 1	7- 0	5- 0				
6- 5	2- 3	0- 0	AWAY	1- 2	3- 0	1- 0				
2- 1	0- 1	0- 0	NEUTRAL	0- 0	2- 0	2- 0				
12- 3	1- 1	0- 1	NON-CONFERENCE	2- 1	9- 0	8- 0				
9- 1	1- 0	0- 1	HOME	2- 0	6- 0	5- 0				
1- 2	0- 1	0- 0	AWAY	0- 1	1- 0	1- 0				
2- 0	0- 0	0- 0	NEUTRAL	0- 0	2- 0	2- 0				
12- 5	4- 3	1- 0	CONFERENCE	4- 2	3- 0	0- 0				
7- 1	2- 0	1- 0	HOME	3- 1	1- 0	0- 0				
5- 3	2- 2	0- 0	AWAY	1- 1	2- 0	0- 0				
0- 1	0- 1	0- 0	NEUTRAL	0- 0	0- 0	0- 0				

RPI S	Opponent	Score	RPI S	Opponent	Score	RPI S	Opponent	Score	RPI S	Opponent	Score
1	H Notre Dame	72 65	32	H Central Mich.	80 90	51	H Clemson	67 76	103	H Hartford	75 62
3	A Louisville	79 73	38	H North Carolina	76 68	68	H Georgia Tech	69 56	128	A Pittsburgh	65 51
9	A NC State	68 70				73	A Virginia Tech	65 73	134	H Boston College	76 73
10	A Syracuse	84 71				73	H Virginia Tech	68 61	147	A Wake Forest	72 57
10	N Syracuse	85 92				78	H SFA	81 60	157	N Alabama	101 74
11	A Iowa St.	52 75				79	A Duke	58 50	165	H Temple	73 61
12	H Marquette	63 55				89	A Purdue	63 74	178	H Colorado	73 58
21	A Florida St.	58 62				94	H Nebraska	82 68	205	H UMES	71 53
21	H Florida St.	64 54				97	H Virginia	72 59	209	N Vanderbilt	90 65
									288	H New Orleans	78 38
									322	A FIU	94 43
									346	H Florida A&M	103 54
LAST 12 Division I GAMES:											
10	N Syracuse	85 92	21	H Florida St.	64 54						
103	H Hartford	75 62	73	A Virginia Tech	65 73						
12	H Marquette	63 55	3	A Louisville	79 73						
11	A Iowa St.	52 75	128	A Pittsburgh	65 51						
9	A NC State	68 70	1	H Notre Dame	72 65						
68	H Georgia Tech	69 56	97	H Virginia	72 59						

Non-Div I Games:

Miami (FL)

Average RPI Win:	181	WON-LOST	WINNING	LAST 10	STRENGTH OF	OPP. STRENGTH	TEAM	ADJ.	CONF.	ADJ CONF.
Average RPI Loss:	85	RECORD	PCT. RANK	GAMES	SCHEDULE	OF SCHEDULE	RPI	RPI	RPI	RPI
DIV. I ONLY	22- 8	50	1- 1	105	109	45	45	8	8	
DIV. I NON-CONF.	8- 2	52	0- 0	327	280	124	124	9	9	
TOTALS	RPI 1-25	RPI 26-50	W-L RECORDS	RPI 51-100	RPI 101-999	RPI 150+				
22- 8	0- 3	2- 2	OVERALL	5- 1	15- 2	13- 1				
10- 2	0- 1	0- 1	HOME	3- 0	7- 0	5- 0				
11- 5	0- 2	2- 0	AWAY	1- 1	8- 2	8- 1				
1- 1	0- 0	0- 1	NEUTRAL	1- 0	0- 0	0- 0				
8- 2	0- 1	0- 0	NON-CONFERENCE	1- 0	7- 1	6- 1				
3- 0	0- 0	0- 0	HOME	1- 0	2- 0	1- 0				
5- 2	0- 1	0- 0	AWAY	0- 0	5- 1	5- 1				
0- 0	0- 0	0- 0	NEUTRAL	0- 0	0- 0	0- 0				
14- 6	0- 2	2- 2	CONFERENCE	4- 1	8- 1	7- 0				
7- 2	0- 1	0- 1	HOME	2- 0	5- 0	4- 0				
6- 3	0- 1	2- 0	AWAY	1- 1	3- 1	3- 0				
1- 1	0- 0	0- 1	NEUTRAL	1- 0	0- 0	0- 0				

RPI 1-25				RPI 26-50				Team's RPI: 45		RPI 51-100				RPI 101+			
RPI	S	Opponent	Score	RPI	S	Opponent	Score		RPI	S	Opponent	Score	RPI	S	Opponent	Score	
3	A	Louisville	73 95	32	A	Central Mich.	70 67		77	H	Cincinnati	78 65	114	H	High Point	68 55	
25	A	Buffalo	61 86	34	A	Ohio	67 61		83	A	Kent St.	58 67	126	A	Northern Ill.	71 82	
25	H	Buffalo	59 66	34	H	Ohio	66 70		83	H	Kent St.	79 63	126	H	Northern Ill.	70 45	
				34	N	Ohio	48 74		86	A	Toledo	65 56	164	A	Akron	67 61	
									86	H	Toledo	65 64	164	H	Akron	66 49	
									86	N	Toledo	72 54	197	H	Eastern Mich.	63 58	
													217	A	Jacksonville St.	58 41	
													219	A	Bowling Green	82 75	
													219	H	Bowling Green	75 62	
													220	H	Ball St.	60 57	
													270	A	Western Mich.	81 62	
													286	A	Canisius	62 59	
													304	A	Valparaiso	68 47	
													333	H	Eastern Ky.	60 44	
													336	A	Detroit Mercy	78 59	
													339	A	UIC	65 56	
													346	A	Florida A&M	56 57	
LAST 12 Division I GAMES:																	
		86	N	Toledo			72	54			219	H	Bowling Green			75	62
		34	N	Ohio			48	74			86	A	Toledo			65	56
		164	H	Akron			66	49			164	A	Akron			67	61
		34	H	Ohio			66	70			126	H	Northern Ill.			70	45
		25	A	Buffalo			61	86			219	A	Bowling Green			82	75
		83	A	Kent St.			58	67			197	H	Eastern Mich.			63	58

Non-Div I Games: Ohio Dominican 74 29

Miami (OH)

■ Loss,
 ■ Non-Conf, S Site,
 ■ Home
 ■ Away
 N Neutral

Average RPI Win:	169	WON-LOST	WINNING	LAST 10	STRENGTH OF	OPP. STRENGTH	TEAM	ADJ.	CONF.	ADJ CONF.
Average RPI Loss:	36	RECORD	PCT. RANK	GAMES	SCHEDULE	OF SCHEDULE	RPI	RPI	RPI	RPI
DIV. I ONLY	21- 11	86	1- 0	67	64	46	46	4	4	
DIV. I NON-CONF.	9- 3	62	0- 0	235	112	84	84	6	6	
TOTALS	RPI 1-25	RPI 26-50	W-L RECORDS	RPI 51-100	RPI 101-999	RPI 150+				
21- 11	1- 5	3- 4	OVERALL	1- 2	16- 0	11- 0				
13- 1	1- 0	2- 1	HOME	1- 0	9- 0	6- 0				
5- 8	0- 4	0- 2	AWAY	0- 2	5- 0	4- 0				
3- 2	0- 1	1- 1	NEUTRAL	0- 0	2- 0	1- 0				
9- 3	0- 2	1- 1	NON-CONFERENCE	0- 0	8- 0	7- 0				
5- 0	0- 0	0- 0	HOME	0- 0	5- 0	5- 0				
2- 2	0- 2	0- 0	AWAY	0- 0	2- 0	2- 0				
2- 1	0- 0	1- 1	NEUTRAL	0- 0	1- 0	0- 0				
12- 8	1- 3	2- 3	CONFERENCE	1- 2	8- 0	4- 0				
8- 1	1- 0	2- 1	HOME	1- 0	4- 0	1- 0				
3- 6	0- 2	0- 2	AWAY	0- 2	3- 0	2- 0				
1- 1	0- 1	0- 0	NEUTRAL	0- 0	1- 0	1- 0				

RPI 1-25				RPI 26-50				Team's RPI: 46	RPI 51-100				RPI 101+			
RPI	S	Opponent	Score	RPI	S	Opponent	Score		RPI	S	Opponent	Score	RPI	S	Opponent	Score
7	A	Iowa	61 75	28	N	Texas	52 69		89	A	Purdue	70 71	101	H	Ohio St.	62 58
7	H	Iowa	90 81	29	H	Rutgers	86 76		94	A	Nebraska	56 70	108	H	Minnesota	76 60
9	A	NC State	55 66	30	N	Missouri	70 54		94	H	Nebraska	67 61	116	H	Northwestern	79 78
12	A	Marquette	74 85	43	A	Michigan St.	64 74						136	N	Washington	80 73
14	A	Maryland	69 83	43	H	Michigan St.	73 77						145	A	Penn St.	66 62
14	N	Maryland	72 73	48	A	Indiana	60 70						152	H	Southern U.	76 35
				48	H	Indiana	67 58						186	A	Wisconsin	76 70
LAST 12 Division I GAMES:																
				186	N	Wisconsin	73 65		29	H	Rutgers	86 76				
				14	N	Maryland	72 73		225	A	Illinois	70 56				
				136	N	Washington	80 73		48	H	Indiana	67 58				
				28	N	Texas	52 69		145	A	Penn St.	66 62				
				186	H	Wisconsin	59 49		94	H	Nebraska	67 61				
				43	A	Michigan St.	64 74		186	A	Wisconsin	76 70				

Non-Div I Games:

Michigan

Average RPI Win:	135	WON-LOST	WINNING	LAST 10	STRENGTH OF	OPP. STRENGTH	TEAM	ADJ.	CONF.	ADJ CONF.
Average RPI Loss:	74	RECORD	PCT. RANK	GAMES	SCHEDULE	OF SCHEDULE	RPI	RPI	RPI	RPI
DIV. I ONLY	20- 11	94	1- 0	49	41	43	43	4	4	
DIV. I NON-CONF.	10- 1	17	0- 0	191	35	35	35	6	6	
TOTALS	RPI 1-25	RPI 26-50	W-L RECORDS	RPI 51-100	RPI 101-999	RPI 150+				
20- 11	3- 3	3- 2	OVERALL	3- 1	11- 5	7- 1				
15- 1	3- 0	2- 0	HOME	3- 0	7- 1	5- 0				
3- 8	0- 1	1- 2	AWAY	0- 1	2- 4	1- 1				
2- 2	0- 2	0- 0	NEUTRAL	0- 0	2- 0	1- 0				
10- 1	1- 1	0- 0	NON-CONFERENCE	2- 0	7- 0	6- 0				
7- 0	1- 0	0- 0	HOME	2- 0	4- 0	4- 0				
2- 0	0- 0	0- 0	AWAY	0- 0	2- 0	1- 0				
1- 1	0- 1	0- 0	NEUTRAL	0- 0	1- 0	1- 0				
10- 10	2- 2	3- 2	CONFERENCE	1- 1	4- 5	1- 1				
8- 1	2- 0	2- 0	HOME	1- 0	3- 1	1- 0				
1- 8	0- 1	1- 2	AWAY	0- 1	0- 4	0- 1				
1- 1	0- 1	0- 0	NEUTRAL	0- 0	1- 0	0- 0				

RPI 1-25				RPI 26-50				Team's RPI: 43	RPI 51-100				RPI 101+			
RPI	S	Opponent	Score	RPI	S	Opponent	Score		RPI	S	Opponent	Score	RPI	S	Opponent	Score
5	H	Oregon	88 82	29	A	Rutgers	62 76		59	H	Wright St.	84 68	101	A	Ohio St.	55 65
7	A	Iowa	71 86	46	A	Michigan	77 73		89	H	Purdue	74 66	101	H	Ohio St.	70 77
7	H	Iowa	84 70	46	H	Michigan	74 64		94	A	Nebraska	71 82	103	A	Hartford	74 66
9	N	NC State	74 78	48	A	Indiana	64 68		97	H	Virginia	91 66	108	A	Minnesota	63 81
14	H	Maryland	77 60	48	H	Indiana	77 61						108	H	Minnesota	86 68
14	N	Maryland	55 71										116	A	Northwestern	62 70
													116	N	Northwestern	68 52
													145	H	Penn St.	57 48
													186	A	Wisconsin	62 79
													219	H	Bowling Green	99 69
													225	H	Illinois	77 60
													226	H	Texas Southern	91 45
													241	H	ETSU	75 53
													292	N	Kennesaw St.	75 51
													307	H	Fla. Atlantic	89 74
													310	A	Oakland	102 58
LAST 12 Division I GAMES:																
116	N	Northwestern	68 52	186	A	Wisconsin	62 79									
14	N	Maryland	55 71	48	H	Indiana	77 61									
108	A	Minnesota	63 81	7	A	Iowa	71 86									
46	H	Michigan	74 64	89	H	Purdue	74 66									
101	H	Ohio St.	70 77	145	H	Penn St.	57 48									
94	A	Nebraska	71 82	46	A	Michigan	77 73									

Non-Div I Games:

Michigan St.

Middle Tenn.

Through Games Of March 17, 2019

Average RPI Win:	201	WON-LOST	WINNING	LAST 10	STRENGTH OF	OPP. STRENGTH	TEAM	ADJ.	CONF.	ADJ CONF.
Average RPI Loss:	89	RECORD	PCT. RANK	GAMES	SCHEDULE	OF SCHEDULE	RPI	RPI	RPI	RPI
DIV. I ONLY	22- 10	70	2- 0	83	170	66	66	14	14	
DIV. I NON-CONF.	9- 4	85	0- 0	76	224	46	46	17	17	
TOTALS	RPI 1-25	RPI 26-50	W-L RECORDS	RPI 51-100	RPI 101-999	RPI 150+				
22- 10	0- 1	0- 3	OVERALL	4- 3	18- 3	16- 1				
10- 3	0- 0	0- 2	HOME	2- 0	8- 1	7- 1				
8- 6	0- 1	0- 0	AWAY	1- 3	7- 2	6- 0				
4- 1	0- 0	0- 1	NEUTRAL	1- 0	3- 0	3- 0				
9- 4	0- 1	0- 1	NON-CONFERENCE	1- 1	8- 1	7- 0				
4- 1	0- 0	0- 1	HOME	0- 0	4- 0	3- 0				
3- 3	0- 1	0- 0	AWAY	1- 1	2- 1	2- 0				
2- 0	0- 0	0- 0	NEUTRAL	0- 0	2- 0	2- 0				
13- 6	0- 0	0- 2	CONFERENCE	3- 2	10- 2	9- 1				
6- 2	0- 0	0- 1	HOME	2- 0	4- 1	4- 1				
5- 3	0- 0	0- 0	AWAY	0- 2	5- 1	4- 0				
2- 1	0- 0	0- 1	NEUTRAL	1- 0	1- 0	1- 0				

RPI S	Opponent	Score	RPI S	Opponent	Score	RPI S	Opponent	Score	RPI S	Opponent	Score
22	A Kentucky	55 72	31	H Rice	47 60	82	A Fordham	49 61	105	A Charlotte	62 55
			31	N Rice	54 69	92	A Troy	67 64	110	A Old Dominion	65 70
			47	H Belmont	38 45	95	A Western Ky.	56 67	144	H Georgia St.	69 54
						95	H Western Ky.	81 69	146	A Tennessee Tech	64 68
						100	A UAB	72 77	169	N Chattanooga	58 47
						100	H UAB	60 44	172	H Louisiana Tech	75 38
						100	N UAB	75 65	175	H UNC Asheville	67 46
									176	H North Texas	61 46
									191	A Furman	78 71
									196	H Southern Miss.	66 49
									204	A UNLV	66 62
									209	H Vanderbilt	65 58
									211	N Dartmouth	70 58
									222	H Marshall	53 59
									258	A UTEP	79 49
									258	N UTEP	66 44
									302	A UTSA	72 52
									307	A Fla. Atlantic	74 55
									307	H Fla. Atlantic	74 48
									322	A FIU	49 43
									329	H Mississippi Val.	101 51
LAST 12 Division I GAMES:											
258	N	UTEP	66	44	307	H	Fla. Atlantic	74	48		
100	N	UAB	75	65	100	A	UAB	72	77		
31	N	Rice	54	69	222	H	Marshall	53	59		
82	A	Fordham	49	61	95	H	Western Ky.	81	69		
204	A	UNLV	66	62	110	A	Old Dominion	65	70		
95	A	Western Ky.	56	67	105	A	Charlotte	62	55		

Non-Div I Games:

Middle Tenn.

■ Loss,
■ Non-Conf,
■ S Site,
■ H Home
■ A Away
N Neutral

Average RPI Win:	280	WON-LOST	WINNING	LAST 10	STRENGTH OF	OPP. STRENGTH	TEAM	ADJ.	CONF.	ADJ CONF.
Average RPI Loss:	97	RECORD	PCT. RANK	GAMES	SCHEDULE	OF SCHEDULE	RPI	RPI	RPI	RPI
DIV. I ONLY	15- 15	167	0- 1	263	186	198	198	21	21	
DIV. I NON-CONF.	5- 6	177	0- 0	192	90	184	184	19	19	
TOTALS	RPI 1-25	RPI 26-50	W-L RECORDS	RPI 51-100	RPI 101-999	RPI 150+				
15- 15	0- 2	0- 2	OVERALL	0- 4	15- 7	14- 2				
8- 6	0- 2	0- 0	HOME	0- 2	8- 2	7- 1				
6- 9	0- 0	0- 2	AWAY	0- 2	6- 5	6- 1				
1- 0	0- 0	0- 0	NEUTRAL	0- 0	1- 0	1- 0				
5- 6	0- 2	0- 2	NON-CONFERENCE	0- 0	5- 2	5- 1				
2- 3	0- 2	0- 0	HOME	0- 0	2- 1	2- 1				
2- 3	0- 0	0- 2	AWAY	0- 0	2- 1	2- 0				
1- 0	0- 0	0- 0	NEUTRAL	0- 0	1- 0	1- 0				
10- 9	0- 0	0- 0	CONFERENCE	0- 4	10- 5	9- 1				
6- 3	0- 0	0- 0	HOME	0- 2	6- 1	5- 0				
4- 6	0- 0	0- 0	AWAY	0- 2	4- 4	4- 1				
0- 0	0- 0	0- 0	NEUTRAL	0- 0	0- 0	0- 0				

RPI 1-25				RPI 26-50				RPI 51-100				RPI 101+ Team's RPI: 198			
RPI	S	Opponent	Score	RPI	S	Opponent	Score	RPI	S	Opponent	Score	RPI	S	Opponent	Score
12	H	Marquette	74 83	48	A	Indiana	66 68	59	A	Wright St.	57 61	120	A	Fresno St.	48 65
21	H	Florida St.	62 87	49	A	Saint Mary's (CA)	71 73	59	H	Wright St.	69 73	122	A	Youngstown St.	58 64
								69	A	Green Bay	45 59	122	A	Youngstown St.	47 67
								69	H	Green Bay	62 76	122	H	Youngstown St.	71 68
												135	A	IUPUI	55 76
												135	H	IUPUI	66 67
												159	N	UC Riverside	56 54
												186	H	Wisconsin	57 68
												224	A	North Dakota	64 46
												243	A	Northern Ky.	54 55
												243	H	Northern Ky.	59 38
												253	H	Columbia	78 65
												285	A	Cleveland St.	78 60
												285	H	Cleveland St.	59 53
												310	A	Oakland	79 52
												310	H	Oakland	83 53
												320	A	North Dakota St.	57 55
												334	H	Purdue Fort Wayne	70 48
												336	A	Detroit Mercy	62 44
												336	H	Detroit Mercy	59 34
												339	A	UIC	48 37
												339	H	UIC	72 53
LAST 12 Division I GAMES:															
122	A	Youngstown St.	58 64	285	A	Cleveland St.	78 60	59	A	Wright St.	69 73	122	A	Youngstown St.	47 67
135	A	IUPUI	55 76	243	H	Northern Ky.	59 38	69	A	Green Bay	45 59	135	H	IUPUI	66 67
339	A	UIC	48 37	59	H	Wright St.	69 73	339	H	UIC	72 53				
310	H	Oakland	83 53	69	A	Green Bay	45 59								
336	H	Detroit Mercy	59 34	339	H	UIC	72 53								
122	A	Youngstown St.	47 67	135	H	IUPUI	66 67								

Non-Div I Games:

Milwaukee

■ Loss,
■ Non-Conf,
■ S Site,
■ H Home
■ A Away
N Neutral

Minnesota

Through Games Of March 17, 2019

Average RPI Win:	182	WON-LOST	WINNING	LAST 10	STRENGTH OF	OPP. STRENGTH	TEAM	ADJ.	CONF.	ADJ CONF.
Average RPI Loss:	70	RECORD	PCT. RANK	GAMES	SCHEDULE	OF SCHEDULE	RPI	RPI	RPI	RPI
DIV. I ONLY	20- 10	80	0- 1	174	67	108	108	4	4	
DIV. I NON-CONF.	11- 0	1	0- 0	346	173	110	110	6	6	
TOTALS	RPI 1-25	RPI 26-50	W-L RECORDS	RPI 51-100	RPI 101-999	RPI 150+				
20- 10	1- 2	3- 4	OVERALL	1- 2	15- 2	11- 1				
14- 4	1- 1	2- 0	HOME	0- 1	11- 2	9- 1				
6- 5	0- 1	1- 3	AWAY	1- 1	4- 0	2- 0				
0- 1	0- 0	0- 1	NEUTRAL	0- 0	0- 0	0- 0				
11- 0	1- 0	0- 0	NON-CONFERENCE	0- 0	10- 0	9- 0				
9- 0	1- 0	0- 0	HOME	0- 0	8- 0	8- 0				
2- 0	0- 0	0- 0	AWAY	0- 0	2- 0	1- 0				
0- 0	0- 0	0- 0	NEUTRAL	0- 0	0- 0	0- 0				
9- 10	0- 2	3- 4	CONFERENCE	1- 2	5- 2	2- 1				
5- 4	0- 1	2- 0	HOME	0- 1	3- 2	1- 1				
4- 5	0- 1	1- 3	AWAY	1- 1	2- 0	1- 0				
0- 1	0- 0	0- 1	NEUTRAL	0- 0	0- 0	0- 0				

RPI S	Opponent	Score	RPI S	Opponent	Score	RPI S	Opponent	Score	RPI S	Opponent	Score	Team's RPI: 108
7	H Iowa	63 81	29	A Rutgers	54 60	89	A Purdue	65 45	101	H Ohio St.	55 65	
10	H Syracuse	72 68	29	H Rutgers	60 46	89	H Purdue	53 64	116	A Northwestern	61 54	
14	A Maryland	69 71	43	A Michigan St.	68 86	94	A Nebraska	57 63	116	H Northwestern	73 64	
			43	H Michigan St.	81 63				134	A Boston College	77 69	
			46	A Michigan	60 76				145	H Penn St.	97 67	
			48	A Indiana	65 61				186	A Wisconsin	78 50	
			48	N Indiana	58 66				186	H Wisconsin	74 56	
									199	H Cornell	65 45	
									218	A Xavier	78 53	
									225	H Illinois	62 66	
									260	H Rhode Island	91 71	
									273	H San Diego	53 48	
									297	H Air Force	67 50	
									308	H Incarnate Word	75 39	
									314	H Coppin St.	84 52	
									317	H New Hampshire	70 47	
									349	H Ark.-Pine Bluff	84 42	
LAST 12 Division I GAMES:												
48	N Indiana	58 66	116	H Northwestern	73 64							
43	H Michigan St.	81 63	48	A Indiana	65 61							
29	A Rutgers	54 60	29	H Rutgers	60 46							
14	A Maryland	69 71	116	A Northwestern	61 54							
145	H Penn St.	97 67	101	H Ohio St.	55 65							
89	A Purdue	65 45	89	H Purdue	53 64							

Non-Div I Games:

Minnesota

Loss, Non-Conf, S Site, H Home A Away N Neutral

Mississippi St.

Through Games Of March 17, 2019

Average RPI Win:	120	WON-LOST	WINNING	LAST 10	STRENGTH OF	OPP. STRENGTH	TEAM	ADJ.	CONF.	ADJ CONF.
Average RPI Loss:	18	RECORD	PCT. RANK	GAMES	SCHEDULE	OF SCHEDULE	RPI	RPI	RPI	RPI
DIV. I ONLY	30- 2	3	3- 0	46	30	8	8	5	5	
DIV. I NON-CONF.	12- 1	11	0- 0	78	47	13	13	5	5	
TOTALS	RPI 1-25	RPI 26-50	W-L RECORDS	RPI 51-100	RPI 101-999	RPI 150+				
30- 2	5- 1	3- 1	OVERALL	9- 0	13- 0	11- 0				
14- 1	3- 0	0- 1	HOME	3- 0	8- 0	7- 0				
13- 1	2- 1	2- 0	AWAY	4- 0	5- 0	4- 0				
3- 0	0- 0	1- 0	NEUTRAL	2- 0	0- 0	0- 0				
12- 1	1- 1	1- 0	NON-CONFERENCE	3- 0	7- 0	6- 0				
7- 0	1- 0	0- 0	HOME	1- 0	5- 0	5- 0				
5- 1	0- 1	1- 0	AWAY	2- 0	2- 0	1- 0				
0- 0	0- 0	0- 0	NEUTRAL	0- 0	0- 0	0- 0				
18- 1	4- 0	2- 1	CONFERENCE	6- 0	6- 0	5- 0				
7- 1	2- 0	0- 1	HOME	2- 0	3- 0	2- 0				
8- 0	2- 0	1- 0	AWAY	2- 0	3- 0	3- 0				
3- 0	0- 0	1- 0	NEUTRAL	2- 0	0- 0	0- 0				

RPI 1-25				Team's RPI: 8		RPI 26-50				RPI 51-100				RPI 101+					
RPI	S	Opponent	Score		RPI	S	Opponent	Score		RPI	S	Opponent	Score		RPI	S	Opponent	Score	
5	A	Oregon	74	82	28	A	Texas	67	49	60	H	Tennessee	91	63	112	H	Georgia	80	71
12	H	Marquette	87	82	30	H	Missouri	67	75	60	N	Tennessee	83	68	136	A	Washington	103	56
16	A	Texas A&M	92	64	30	N	Missouri	71	56	61	A	Little Rock	98	63	157	A	Alabama	65	49
17	A	South Carolina	68	64	50	A	Auburn	85	59	62	H	Lamar University	104	53	191	H	Furman	106	41
17	H	South Carolina	89	74						67	A	Arkansas	93	69	196	A	Southern Miss.	86	42
22	H	Kentucky	86	71						67	N	Arkansas	101	70	209	H	Vanderbilt	86	70
										85	A	LSU	68	35	213	A	Florida	90	42
										85	H	LSU	76	56	239	A	Ole Miss	80	66
										97	A	Virginia	72	44	239	H	Ole Miss	80	49
															245	H	Southeast Mo. St.	88	53
															247	H	Jackson St.	105	38
															269	H	Louisiana	104	36
															314	H	Coppin St.	110	38
LAST 12 Division I GAMES:																			
		60	N	Tennessee				83	68			239	A	Ole Miss				80	66
		30	N	Missouri				71	56			16	A	Texas A&M				92	64
		67	N	Arkansas				101	70			30	H	Missouri				67	75
		17	A	South Carolina				68	64			60	H	Tennessee				91	63
		85	H	LSU				76	56			157	A	Alabama				65	49
		209	H	Vanderbilt				86	70			85	A	LSU				68	35

Non-Div I Games:

Mississippi St.

Loss, Non-Conf, S Site, H Home A Away N Neutral

Average RPI Win:	274	WON-LOST	WINNING	LAST 10	STRENGTH OF	OPP. STRENGTH	TEAM	ADJ.	CONF.	ADJ CONF.
Average RPI Loss:	207	RECORD	PCT. RANK	GAMES	SCHEDULE	OF SCHEDULE	RPI	RPI	RPI	RPI
DIV. I ONLY	6- 24	320	0- 1	285	336	329	329	29	29	
DIV. I NON-CONF.	1- 10	329	0- 0	98	317	278	278	28	28	
TOTALS	RPI 1-25	RPI 26-50	W-L RECORDS	RPI 51-100	RPI 101-999	RPI 150+				
6- 24	0- 0	0- 0	OVERALL	0- 3	6- 21	6- 20				
3- 7	0- 0	0- 0	HOME	0- 0	3- 7	3- 7				
3- 16	0- 0	0- 0	AWAY	0- 2	3- 14	3- 13				
0- 1	0- 0	0- 0	NEUTRAL	0- 1	0- 0	0- 0				
1- 10	0- 0	0- 0	NON-CONFERENCE	0- 3	1- 7	1- 6				
0- 1	0- 0	0- 0	HOME	0- 0	0- 1	0- 1				
1- 8	0- 0	0- 0	AWAY	0- 2	1- 6	1- 5				
0- 1	0- 0	0- 0	NEUTRAL	0- 1	0- 0	0- 0				
5- 14	0- 0	0- 0	CONFERENCE	0- 0	5- 14	5- 14				
3- 6	0- 0	0- 0	HOME	0- 0	3- 6	3- 6				
2- 8	0- 0	0- 0	AWAY	0- 0	2- 8	2- 8				
0- 0	0- 0	0- 0	NEUTRAL	0- 0	0- 0	0- 0				

RPI S	Opponent	Score	RPI S	Opponent	Score	RPI S	Opponent	Score	RPI S	Opponent	Score	Team's RPI: 329
58	A TCU	47	96	113	A UT Martin	51	110	152	A Southern U.	44	51	
66	A Middle Tenn.	51	101	152	A Southern U.	67	74	152	H Southern U.	46	67	
92	N Troy	54	75	166	A Nicholls St.	47	72	188	A Prairie View	55	91	
				188	H Prairie View	65	75	190	A Arkansas St.	57	60	
				196	A Southern Miss.	60	67	200	H North Ala.	72	86	
				207	A Grambling	54	52	207	H Grambling	79	61	
				226	A Texas Southern	45	73	226	H Texas Southern	50	68	
				231	A SMU	47	62	247	A Jackson St.	56	87	
				247	H Jackson St.	86	87	261	A Austin Peay	95	89	
				268	A Alabama St.	67	73	268	H Alabama St.	64	62	
				300	A La.-Monroe	65	72	301	A Alabama A&M	70	78	
				301	H Alabama A&M	60	80	349	A Ark.-Pine Bluff	62	56	
				349	H Ark.-Pine Bluff	82	63	350	A Alcorn	63	73	
				207	H Grambling	79	61					
				247	H Jackson St.	86	87					
				226	A Texas Southern	45	73					
				188	A Prairie View	55	91					
				152	A Southern U.	44	51					
				349	H Ark.-Pine Bluff	82	63					
				268	A Alabama St.	67	73					
				301	A Alabama A&M	70	78					
				207	A Grambling	54	52					
				247	A Jackson St.	56	87					

LAST 12 Division I GAMES:

Non-Div I Games:

Mississippi Val.

■ Loss,
 ■ Non-Conf,
 ■ S Site,
 ■ H Home
 ■ A Away
 N Neutral

RPI	S	Opponent	Score
350	H	Alcorn	80 81

Mississippi Val.
a
l
.

M
i
s
s
i
s
s
i
p
p
i
V
a
l
.

M
i
s
s
i
s
s
i
p
p
i
V
a
l
.

Average RPI Win:	128	WON-LOST	WINNING	LAST 10	STRENGTH OF	OPP. STRENGTH	TEAM	ADJ.	CONF.	ADJ CONF.
Average RPI Loss:	61	RECORD	PCT. RANK	GAMES	SCHEDULE	OF SCHEDULE	RPI	RPI	RPI	RPI
DIV. I ONLY	23- 10	66	2- 0	26	59	30	30	5	5	
DIV. I NON-CONF.	11- 3	56	0- 0	63	107	39	39	5	5	
TOTALS	RPI 1-25	RPI 26-50	W-L RECORDS	RPI 51-100	RPI 101-999	RPI 150+				
23- 10	3- 3	2- 3	OVERALL	6- 3	12- 1	11- 1				
12- 3	1- 0	1- 1	HOME	2- 2	8- 0	7- 0				
7- 5	1- 2	0- 1	AWAY	3- 1	3- 1	3- 1				
4- 2	1- 1	1- 1	NEUTRAL	1- 0	1- 0	1- 0				
11- 3	0- 0	1- 2	NON-CONFERENCE	3- 1	7- 0	7- 0				
5- 2	0- 0	0- 1	HOME	1- 1	4- 0	4- 0				
4- 0	0- 0	0- 0	AWAY	1- 0	3- 0	3- 0				
2- 1	0- 0	1- 1	NEUTRAL	1- 0	0- 0	0- 0				
12- 7	3- 3	1- 1	CONFERENCE	3- 2	5- 1	4- 1				
7- 1	1- 0	1- 0	HOME	1- 1	4- 0	3- 0				
3- 5	1- 2	0- 1	AWAY	2- 1	0- 1	0- 1				
2- 1	1- 1	0- 0	NEUTRAL	0- 0	1- 0	1- 0				

RPI	S	Opponent	Score	RPI	S	Opponent	Score	Team's RPI: 30	RPI	S	Opponent	Score	RPI	S	Opponent	Score
8	A	Mississippi St.	75 67	40	H	South Dakota	61 74		52	H	Missouri St.	65 61	112	H	Georgia	61 35
8	N	Mississippi St.	56 71	41	N	Quinnipiac	65 51		60	A	Tennessee	66 64	157	H	Alabama	82 47
16	H	Texas A&M	70 65	46	N	Michigan	54 70		60	H	Tennessee	60 62	162	H	Texas St.	69 50
17	A	South Carolina	65 79	50	A	Auburn	54 58		67	A	Arkansas	73 67	184	A	Saint Louis	74 62
22	A	Kentucky	41 52	50	H	Auburn	74 65		67	H	Arkansas	71 53	190	H	Arkansas St.	70 50
22	N	Kentucky	70 68						69	H	Green Bay	49 56	209	H	Vanderbilt	69 46
									79	N	Duke	62 54	213	A	Florida	56 58
									80	A	West Virginia	68 51	213	N	Florida	87 56
									85	A	LSU	51 61	225	A	Illinois	67 45
													228	H	UMKC	66 59
													238	H	SIUE	59 36
													239	H	Ole Miss	78 55
													242	A	Western Ill.	89 64
LAST 12 Division I GAMES:																
213	N	Florida	87 56	67	A	Arkansas	73 67									
22	N	Kentucky	70 68	50	A	Auburn	54 58									
8	N	Mississippi St.	56 71	60	H	Tennessee	60 62									
79	N	Duke	62 54	8	A	Mississippi St.	75 67									
41	N	Quinnipiac	65 51	209	H	Vanderbilt	69 46									
157	H	Alabama	82 47	16	H	Texas A&M	70 65									

Non-Div I Games:

Missouri

■ Loss,
■ Non-Conf, S Site,
■ Home
■ Away
N Neutral

Average RPI Win:	186	WON-LOST	WINNING	LAST 10	STRENGTH OF	OPP. STRENGTH	TEAM	ADJ.	CONF.	ADJ CONF.
Average RPI Loss:	98	RECORD	PCT. RANK	GAMES	SCHEDULE	OF SCHEDULE	RPI	RPI	RPI	RPI
DIV. I ONLY	23- 9	53	2- 0	82	129	52	52	13	13	
DIV. I NON-CONF.	4- 7	228	0- 0	83	43	174	174	15	15	
TOTALS	RPI 1-25	RPI 26-50	W-L RECORDS	RPI 51-100	RPI 101-999	RPI 150+				
23- 9	2- 2	0- 3	OVERALL	4- 0	17- 4	16- 3				
9- 4	0- 2	0- 1	HOME	2- 0	7- 1	7- 0				
9- 5	1- 0	0- 2	AWAY	1- 0	7- 3	6- 3				
5- 0	1- 0	0- 0	NEUTRAL	1- 0	3- 0	3- 0				
4- 7	0- 1	0- 3	NON-CONFERENCE	1- 0	3- 3	3- 3				
2- 2	0- 1	0- 1	HOME	1- 0	1- 0	1- 0				
0- 5	0- 0	0- 2	AWAY	0- 0	0- 3	0- 3				
2- 0	0- 0	0- 0	NEUTRAL	0- 0	2- 0	2- 0				
19- 2	2- 1	0- 0	CONFERENCE	3- 0	14- 1	13- 0				
7- 2	0- 1	0- 0	HOME	1- 0	6- 1	6- 0				
9- 0	1- 0	0- 0	AWAY	1- 0	7- 0	6- 0				
3- 0	1- 0	0- 0	NEUTRAL	1- 0	1- 0	1- 0				

RPI 1-25				RPI 26-50				RPI 51-100				Team's RPI: 52	RPI 101+			
RPI	S	Opponent	Score	RPI	S	Opponent	Score	RPI	S	Opponent	Score		RPI	S	Opponent	Score
13	H	Gonzaga	67 70	30	A	Missouri	61 65	61	H	Little Rock	48 44		132	A	Illinois St.	59 47
20	A	Drake	85 79	40	H	South Dakota	74 85	87	A	UNI	63 58		132	H	Illinois St.	56 60
20	H	Drake	61 70	48	A	Indiana	74 98	87	H	UNI	58 48		154	A	Bradley	68 56
20	N	Drake	94 79					87	N	UNI	89 64		154	H	Bradley	82 60
													156	A	Southern Ill.	70 58
													156	H	Southern Ill.	66 51
													163	A	Santa Clara	73 77
													172	N	Louisiana Tech	82 70
													176	A	North Texas	76 83
													220	H	Ball St.	74 54
													238	N	SIUE	68 65
													249	A	Indiana St.	76 66
													249	H	Indiana St.	71 58
													254	A	Loyola Chicago	85 58
													254	H	Loyola Chicago	84 49
													254	N	Loyola Chicago	59 50
													257	A	Wichita St.	60 63
													304	A	Valparaiso	77 58
													304	H	Valparaiso	108 63
													331	A	Evansville	88 46
													331	H	Evansville	88 66
LAST 12 Division I GAMES:																
				87	N	UNI	89 64	87	H	UNI	58 48					
				20	N	Drake	94 79	254	A	Loyola Chicago	85 58					
				254	N	Loyola Chicago	59 50	304	A	Valparaiso	77 58					
				249	A	Indiana St.	76 66	154	H	Bradley	82 60					
				331	A	Evansville	88 46	132	H	Illinois St.	56 60					
				20	H	Drake	61 70	156	A	Southern Ill.	70 58					

Non-Div I Games:

Missouri St.

■ Loss,
■ Non-Conf,
■ S Site,
■ Home
■ A Away
N Neutral

[illegible]

Non-Div I Games:

Montana

Through Games Of March 17, 2019

Average RPI Win:	206	WON-LOST	WINNING	LAST 10	STRENGTH OF	OPP. STRENGTH	TEAM	ADJ.	CONF.	ADJ CONF.
Average RPI Loss:	141	RECORD	PCT. RANK	GAMES	SCHEDULE	OF SCHEDULE	RPI	RPI	RPI	RPI
DIV. I ONLY	13- 16	206	0- 1	154	166	187	187	16	16	
DIV. I NON-CONF.	4- 4	162	0- 0	35	126	81	81	12	12	
TOTALS	RPI 1-25	RPI 26-50	W-L RECORDS	RPI 51-100	RPI 101-999	RPI 150+				
13- 16	0- 1	0- 1	OVERALL	2- 2	11- 12	8- 5				
9- 4	0- 0	0- 1	HOME	2- 0	7- 3	4- 1				
3- 11	0- 1	0- 0	AWAY	0- 2	3- 8	3- 3				
1- 1	0- 0	0- 0	NEUTRAL	0- 0	1- 1	1- 1				
4- 4	0- 1	0- 1	NON-CONFERENCE	1- 1	3- 1	2- 0				
2- 1	0- 0	0- 1	HOME	1- 0	1- 0	0- 0				
1- 3	0- 1	0- 0	AWAY	0- 1	1- 1	1- 0				
1- 0	0- 0	0- 0	NEUTRAL	0- 0	1- 0	1- 0				
9- 12	0- 0	0- 0	CONFERENCE	1- 1	8- 11	6- 5				
7- 3	0- 0	0- 0	HOME	1- 0	6- 3	4- 1				
2- 8	0- 0	0- 0	AWAY	0- 1	2- 7	2- 3				
0- 1	0- 0	0- 0	NEUTRAL	0- 0	0- 1	0- 1				

RPI 1-25					RPI 26-50					RPI 51-100					RPI 101+ Team's RPI: 187				
RPI	S	Opponent	Score		RPI	S	Opponent	Score		RPI	S	Opponent	Score		RPI	S	Opponent	Score	
13	A	Gonzaga	52	76	40	H	South Dakota	41	64	72	H	UC Davis	62	56	106	A	Portland St.	60	78
										81	A	Arizona	51	100	106	H	Portland St.	73	70
										84	A	Idaho	68	76	109	A	Idaho St.	34	50
										84	H	Idaho	82	79	109	H	Idaho St.	60	59
															126	H	Northern Ill.	86	70
															129	A	Northern Colo.	61	79
															129	H	Northern Colo.	62	73
															136	A	Washington	54	69
															148	A	Montana St.	52	74
															148	H	Montana St.	71	75
															182	A	Eastern Wash.	64	67
															182	H	Eastern Wash.	62	68
															195	N	Saint Francis (PA)	79	77
															222	A	Northern Ariz.	65	82
															222	H	Northern Ariz.	78	62
															265	A	Sacramento St.	88	86
															265	H	Sacramento St.	75	67
															272	A	Southern Utah	56	71
															272	H	Southern Utah	79	57
															272	N	Southern Utah	56	64
															313	A	Weber St.	72	60
															313	H	Weber St.	64	56
															342	A	Grand Canyon	69	47
LAST 12 Division I GAMES:																			
					272	N	Southern Utah	56	64	272	A	Southern Utah	56	71					
					195	N	Saint Francis (PA)	79	77	129	A	Northern Colo.	61	79					
					72	H	UC Davis	62	56	148	H	Montana St.	71	75					
					265	H	Sacramento St.	75	67	109	H	Idaho St.	60	59					
					106	H	Portland St.	73	70	313	H	Weber St.	64	56					
					222	A	Northern Ariz.	65	82	182	A	Eastern Wash.	64	67					

Non-Div I Games: Providence (MT) 90 45

Montana

Loss, Non-Conf, S Site, H Home A Away N Neutral

Average RPI Win:	234	WON-LOST	WINNING	LAST 10	STRENGTH OF	OPP. STRENGTH	TEAM	ADJ.	CONF.	ADJ CONF.
Average RPI Loss:	98	RECORD	PCT. RANK	GAMES	SCHEDULE	OF SCHEDULE	RPI	RPI	RPI	RPI
DIV. I ONLY	15- 15	167	0- 1	124	160	148	148	16	16	
DIV. I NON-CONF.	4- 5	190	0- 0	52	65	103	103	12	12	
TOTALS	RPI 1-25	RPI 26-50	W-L RECORDS	RPI 51-100	RPI 101-999	RPI 150+				
15- 15	0- 1	0- 1	OVERALL	0- 5	15- 8	13- 2				
7- 6	0- 0	0- 1	HOME	0- 1	7- 4	7- 1				
7- 8	0- 1	0- 0	AWAY	0- 4	7- 3	6- 1				
1- 1	0- 0	0- 0	NEUTRAL	0- 0	1- 1	0- 0				
4- 5	0- 1	0- 1	NON-CONFERENCE	0- 3	4- 0	3- 0				
2- 1	0- 0	0- 1	HOME	0- 0	2- 0	2- 0				
1- 4	0- 1	0- 0	AWAY	0- 3	1- 0	1- 0				
1- 0	0- 0	0- 0	NEUTRAL	0- 0	1- 0	0- 0				
11- 10	0- 0	0- 0	CONFERENCE	0- 2	11- 8	10- 2				
5- 5	0- 0	0- 0	HOME	0- 1	5- 4	5- 1				
6- 4	0- 0	0- 0	AWAY	0- 1	6- 3	5- 1				
0- 1	0- 0	0- 0	NEUTRAL	0- 0	0- 1	0- 0				

RPI	S	Opponent	Score	RPI	S	Opponent	Score	RPI	S	Opponent	Score	RPI	S	Opponent	Score	Team's RPI: 148
12	A	Marquette	52 100	27	H	South Dakota St.	67 88	58	A	TCU	49 71	106	A	Portland St.	53 55	
								64	A	Wyoming	58 66	106	H	Portland St.	55 68	
								78	A	SFA	53 60	106	N	Portland St.	56 68	
								84	A	Idaho	65 90	109	A	Idaho St.	43 61	
								84	H	Idaho	66 82	109	H	Idaho St.	49 62	
												129	A	Northern Colo.	79 66	
												129	H	Northern Colo.	73 84	
												138	N	Delaware	69 60	
												162	A	Texas St.	67 59	
												182	A	Eastern Wash.	61 47	
												182	H	Eastern Wash.	87 89	
												187	A	Montana	75 71	
												187	H	Montana	74 52	
												222	A	Northern Ariz.	72 76	
												222	H	Northern Ariz.	80 70	
												265	A	Sacramento St.	69 53	
												265	H	Sacramento St.	64 58	
												272	A	Southern Utah	70 55	
												272	H	Southern Utah	69 64	
												274	H	Long Beach St.	85 62	
												313	A	Weber St.	66 59	
												313	H	Weber St.	72 59	
												326	H	Omaha	59 56	
LAST 12 Division I GAMES:																
		106	N	Portland St.	56	68				187	A	Montana	75	71		
		162	A	Texas St.	67	59				313	H	Weber St.	72	59		
		106	H	Portland St.	55	68				109	H	Idaho St.	49	62		
		265	H	Sacramento St.	64	58				84	A	Idaho	65	90		
		272	A	Southern Utah	70	55				182	A	Eastern Wash.	61	47		
		222	A	Northern Ariz.	72	76				129	H	Northern Colo.	73	84		

Non-Div I Games: Carroll (MT) 64 48

Montana St.

Loss, Non-Conf, S Site, H Home A Away N Neutral

Average RPI Win: 250	WON-LOST	WINNING	LAST 10	STRENGTH OF	OPP. STRENGTH	TEAM	ADJ.	CONF.	ADJ CONF.
Average RPI Loss: 141	RECORD	PCT. RANK	GAMES	SCHEDULE	OF SCHEDULE	RPI	RPI	RPI	RPI
DIV. I ONLY	21- 10	74	1- 1	238	285	131	131	22	22
DIV. I NON-CONF.	7- 4	108	0- 0	198	290	121	121	23	23
TOTALS	RPI 1-25	RPI 26-50	W-L RECORDS	RPI 51-100	RPI 101-999	RPI 150+			
21- 10	0- 2	0- 2	OVERALL	1- 0	20- 6	17- 5			
11- 3	0- 0	0- 1	HOME	0- 0	11- 2	9- 2			
9- 6	0- 2	0- 1	AWAY	1- 0	8- 3	7- 3			
1- 1	0- 0	0- 0	NEUTRAL	0- 0	1- 1	1- 0			
7- 4	0- 2	0- 0	NON-CONFERENCE	1- 0	6- 2	6- 2			
4- 1	0- 0	0- 0	HOME	0- 0	4- 1	4- 1			
3- 3	0- 2	0- 0	AWAY	1- 0	2- 1	2- 1			
0- 0	0- 0	0- 0	NEUTRAL	0- 0	0- 0	0- 0			
14- 6	0- 0	0- 2	CONFERENCE	0- 0	14- 4	11- 3			
7- 2	0- 0	0- 1	HOME	0- 0	7- 1	5- 1			
6- 3	0- 0	0- 1	AWAY	0- 0	6- 2	5- 2			
1- 1	0- 0	0- 0	NEUTRAL	0- 0	1- 1	1- 0			

RPI 1-25				RPI 26-50				RPI 51-100				RPI 101+ Team's RPI: 131			
RPI	S	Opponent	Score	RPI	S	Opponent	Score	RPI	S	Opponent	Score	RPI	S	Opponent	Score
2	A	Baylor	58 96	47	A	Belmont	50 77	75	A	Radford	79 72	113	H	UT Martin	85 75
22	A	Kentucky	57 87	47	H	Belmont	57 77					113	N	UT Martin	58 68
												146	A	Tennessee Tech	73 70
												146	H	Tennessee Tech	77 56
												195	A	Saint Francis (PA)	83 89
												202	A	N.C. A&T	72 67
												217	A	Jacksonville St.	57 68
												217	H	Jacksonville St.	66 55
												217	N	Jacksonville St.	77 60
												238	A	SIUE	73 67
												245	H	Southeast Mo. St.	82 54
												246	A	Gardner-Webb	84 69
												248	H	St. Francis Brooklyn	94 101
												261	A	Austin Peay	80 81
												261	H	Austin Peay	75 84
												263	A	Murray St.	83 61
												263	H	Murray St.	80 71
												295	A	Eastern Ill.	67 57
												303	A	Tennessee St.	85 62
												303	H	Tennessee St.	71 55
												304	H	Valparaiso	68 62
												330	H	Lipscomb	79 44
												331	H	Evansville	85 63
												333	A	Eastern Ky.	64 61
												333	H	Eastern Ky.	68 52
												348	H	Chicago St.	104 68
LAST 12 Division I GAMES:															
				217	N	Jacksonville St.	77 60					333	H	Eastern Ky.	68 52
				113	N	UT Martin	58 68					261	H	Austin Peay	75 84
				333	A	Eastern Ky.	64 61					47	H	Belmont	57 77
				263	H	Murray St.	80 71					303	H	Tennessee St.	71 55
				146	A	Tennessee Tech	73 70					295	A	Eastern Ill.	67 57
				217	A	Jacksonville St.	57 68					238	A	SIUE	73 67

Non-Div I Games: Alice Lloyd 121 56 Ky. Christian 119 28

Morehead St.

Loss, Non-Conf, S Site, H Home A Away N Neutral

Average RPI Win: 309		WON-LOST	WINNING	LAST 10	STRENGTH OF	OPP. STRENGTH	TEAM	ADJ.	CONF.	ADJ CONF.
Average RPI Loss: 204		RECORD	PCT. RANK	GAMES	SCHEDULE	OF SCHEDULE	RPI	RPI	RPI	RPI
DIV. I ONLY		9- 20	269	0- 1	320	330	311	311	32	32
DIV. I NON-CONF.		1- 11	335	0- 0	178	210	327	327	32	32
TOTALS	RPI 1-25		RPI 26-50		W-L RECORDS		RPI 51-100		RPI 101-999	RPI 150+
9- 20	0- 1		0- 1		OVERALL		0- 3		9- 15	9- 13
5- 6	0- 0		0- 0		HOME		0- 0		5- 6	5- 6
4- 10	0- 0		0- 1		AWAY		0- 3		4- 6	4- 5
0- 4	0- 1		0- 0		NEUTRAL		0- 0		0- 3	0- 2
1- 11	0- 1		0- 1		NON-CONFERENCE		0- 3		1- 6	1- 4
1- 2	0- 0		0- 0		HOME		0- 0		1- 2	1- 2
0- 6	0- 0		0- 1		AWAY		0- 3		0- 2	0- 1
0- 3	0- 1		0- 0		NEUTRAL		0- 0		0- 2	0- 1
8- 9	0- 0		0- 0		CONFERENCE		0- 0		8- 9	8- 9
4- 4	0- 0		0- 0		HOME		0- 0		4- 4	4- 4
4- 4	0- 0		0- 0		AWAY		0- 0		4- 4	4- 4
0- 1	0- 0		0- 0		NEUTRAL		0- 0		0- 1	0- 1

RPI 1-25			
RPI	S	Opponent	Score
14	N	Maryland	44 68
RPI 26-50			
RPI	S	Opponent	Score
46	A	Michigan	47 70
RPI 51-100			
RPI	S	Opponent	Score
78	A	SFA	42 69
80	A	West Virginia	37 72
95	A	Western Ky.	43 90
RPI 101+			
RPI	S	Opponent	Score
103	A	Hartford	59 80
112	N	Georgia	33 60
201	H	Bethune-Cookman	69 73
202	A	N.C. A&T	29 62
205	A	UMES	57 53
205	H	UMES	68 73
230	A	Howard	56 79
230	H	Howard	62 74
251	H	Norfolk St.	49 64
271	N	Niagara	57 67
299	A	South Carolina St.	63 61
299	H	South Carolina St.	62 51
305	H	UMBC	68 73
314	A	Coppin St.	74 57
314	H	Coppin St.	70 47
314	N	Coppin St.	48 50
322	A	FIU	50 59
327	H	Central Conn. St.	36 60
328	H	UMass Lowell	61 49
335	A	N.C. Central	65 62
340	A	Delaware St.	57 62
345	A	Savannah St.	35 53
345	H	Savannah St.	63 47
346	H	Florida A&M	75 71
Team's RPI: 311			
LAST 12 Division I GAMES:			
314	N	Coppin St.	48 50
271	N	Niagara	57 67
314	H	Coppin St.	70 47
205	A	UMES	57 53
340	A	Delaware St.	57 62
230	H	Howard	62 74
251	H	Norfolk St.	49 64
345	A	Savannah St.	35 53
299	A	South Carolina St.	63 61
314	A	Coppin St.	74 57
346	H	Florida A&M	75 71
201	H	Bethune-Cookman	69 73

Non-Div I Games:	Lincoln (PA)	46	51	Washington Adventis	60	43
------------------	--------------	----	----	---------------------	----	----

Morgan St.

Loss, Non-Conf, S Site, H Home A Away N Neutral

RPI	S	Opponent	Score
351	H	LIU Brooklyn	61 45

Mt. St. Mary's

M
t
.
S
t
.
M
a
r
y
'
s

M
t
.
S
t
.
M
a
r
y
'
s

Average RPI Win:	267	WON-LOST	WINNING	LAST 10	STRENGTH OF	OPP. STRENGTH	TEAM	ADJ.	CONF.	ADJ CONF.
Average RPI Loss:	165	RECORD	PCT. RANK	GAMES	SCHEDULE	OF SCHEDULE	RPI	RPI	RPI	RPI
DIV. I ONLY	11- 17	233	0- 1	270	246	263	263	22	22	
DIV. I NON-CONF.	2- 7	288	0- 0	270	149	324	324	23	23	
TOTALS	RPI 1-25	RPI 26-50	W-L RECORDS	RPI 51-100	RPI 101-999	RPI 150+				
11- 17	0- 1	0- 1	OVERALL	0- 2	11- 13	10- 8				
8- 5	0- 0	0- 1	HOME	0- 0	8- 4	7- 3				
3- 11	0- 1	0- 0	AWAY	0- 2	3- 8	3- 5				
0- 1	0- 0	0- 0	NEUTRAL	0- 0	0- 1	0- 0				
2- 7	0- 1	0- 0	NON-CONFERENCE	0- 2	2- 4	2- 4				
2- 2	0- 0	0- 0	HOME	0- 0	2- 2	2- 2				
0- 5	0- 1	0- 0	AWAY	0- 2	0- 2	0- 2				
0- 0	0- 0	0- 0	NEUTRAL	0- 0	0- 0	0- 0				
9- 10	0- 0	0- 1	CONFERENCE	0- 0	9- 9	8- 4				
6- 3	0- 0	0- 1	HOME	0- 0	6- 2	5- 1				
3- 6	0- 0	0- 0	AWAY	0- 0	3- 6	3- 3				
0- 1	0- 0	0- 0	NEUTRAL	0- 0	0- 1	0- 0				

RPI 1-25				RPI 26-50				RPI 51-100				RPI 101+ Team's RPI: 263			
RPI	S	Opponent	Score	RPI	S	Opponent	Score	RPI	S	Opponent	Score	RPI	S	Opponent	Score
22	A	Kentucky	49 88	47	H	Belmont	58 65	60	A	Tennessee	77 98	113	A	UT Martin	67 75
								74	A	Butler	65 86	113	H	UT Martin	76 73
												113	N	UT Martin	56 77
												131	A	Morehead St.	71 80
												131	H	Morehead St.	61 83
												146	A	Tennessee Tech	65 74
												156	H	Southern Ill.	59 65
												190	A	Arkansas St.	63 74
												217	A	Jacksonville St.	64 59
												225	A	Illinois	52 84
												238	A	SIUE	54 71
												238	H	SIUE	81 75
												245	A	Southeast Mo. St.	64 59
												245	H	Southeast Mo. St.	82 74
												261	A	Austin Peay	56 59
												261	H	Austin Peay	77 72
												295	A	Eastern Ill.	67 75
												295	H	Eastern Ill.	60 51
												301	H	Alabama A&M	53 59
												303	H	Tennessee St.	61 65
												330	H	Lipscomb	97 61
												331	H	Evansville	81 53
												333	A	Eastern Ky.	76 63
												333	H	Eastern Ky.	81 63
LAST 12 Division I GAMES:															
				113	N	UT Martin	56 77					333	A	Eastern Ky.	76 63
				261	H	Austin Peay	77 72					238	H	SIUE	81 75
				131	A	Morehead St.	71 80					295	H	Eastern Ill.	60 51
				245	H	Southeast Mo. St.	82 74					146	A	Tennessee Tech	65 74
				113	H	UT Martin	76 73					217	A	Jacksonville St.	64 59
				261	A	Austin Peay	56 59					303	H	Tennessee St.	61 65

Non-Div I Games: Oakland City 113 55 Bethel (TN) 86 50

Murray St.

■ Loss,
 ■ Non-Conf,
 ■ S Site,
 ■ Home
 ■ A Away
 N Neutral

[illegible]

N.C. A&T

Page 203

N.C. Central

Through Games Of March 17, 2019

Average RPI Win:	324	WON-LOST	WINNING	LAST 10	STRENGTH OF	OPP. STRENGTH	TEAM	ADJ.	CONF.	ADJ CONF.
Average RPI Loss:	220	RECORD	PCT. RANK	GAMES	SCHEDULE	OF SCHEDULE	RPI	RPI	RPI	RPI
DIV. I ONLY	8- 22	290	1- 0	333	348	335	335	32	32	
DIV. I NON-CONF.	2- 10	311	0- 0	283	283	340	340	32	32	
TOTALS	RPI 1-25	RPI 26-50	W-L RECORDS	RPI 51-100	RPI 101-999	RPI 150+				
8- 22	0- 1	0- 0	OVERALL	0- 0	8- 21	8- 18				
5- 9	0- 0	0- 0	HOME	0- 0	5- 9	5- 8				
2- 11	0- 1	0- 0	AWAY	0- 0	2- 10	2- 8				
1- 2	0- 0	0- 0	NEUTRAL	0- 0	1- 2	1- 2				
2- 10	0- 1	0- 0	NON-CONFERENCE	0- 0	2- 9	2- 6				
2- 4	0- 0	0- 0	HOME	0- 0	2- 4	2- 3				
0- 5	0- 1	0- 0	AWAY	0- 0	0- 4	0- 2				
0- 1	0- 0	0- 0	NEUTRAL	0- 0	0- 1	0- 1				
6- 12	0- 0	0- 0	CONFERENCE	0- 0	6- 12	6- 12				
3- 5	0- 0	0- 0	HOME	0- 0	3- 5	3- 5				
2- 6	0- 0	0- 0	AWAY	0- 0	2- 6	2- 6				
1- 1	0- 0	0- 0	NEUTRAL	0- 0	1- 1	1- 1				

RPI 1-25				RPI 26-50				RPI 51-100				RPI 101+ Team's RPI: 335			
RPI	S	Opponent	Score	RPI	S	Opponent	Score	RPI	S	Opponent	Score	RPI	S	Opponent	Score
7	A	Iowa	39 106									114	A	High Point	69 80
												123	H	UNCW	82 89
												144	A	Georgia St.	54 65
												179	H	Coastal Caro.	66 89
												201	A	Bethune-Cookman	54 72
												201	H	Bethune-Cookman	50 67
												202	A	N.C. A&T	52 86
												202	H	N.C. A&T	49 52
												202	N	N.C. A&T	49 79
												205	A	UMES	49 59
												205	H	UMES	61 69
												230	A	Howard	70 80
												232	A	Memphis	56 77
												240	H	Elon	54 83
												251	A	Norfolk St.	48 62
												256	H	Wofford	66 59
												292	N	Kennesaw St.	54 78
												299	H	South Carolina St.	60 72
												306	A	Winthrop	41 66
												309	H	UNC Greensboro	66 57
												311	H	Morgan St.	62 65
												314	H	Coppin St.	62 57
												340	A	Delaware St.	61 71
												340	H	Delaware St.	65 64
												340	N	Delaware St.	80 64
												343	H	USC Upstate	63 82
LAST 12 Division I GAMES:															
				340	N	Delaware St.	80 64			251	A	Norfolk St.	48 62		
				202	N	N.C. A&T	49 79			340	H	Delaware St.	65 64		
				202	A	N.C. A&T	52 86			205	H	UMES	61 69		
				299	H	South Carolina St.	60 72			346	A	Florida A&M	64 57		
				345	H	Savannah St.	77 65			201	A	Bethune-Cookman	54 72		
				230	A	Howard	70 80			345	A	Savannah St.	71 67		

Non-Div I Games: Wilberforce 55 49

N.C. Central

Loss, Non-Conf, S Site, H Home A Away N Neutral

RPI	S	Opponent	Score	
345	A	Savannah St.	71	67
345	H	Savannah St.	77	65
346	A	Florida A&M	64	57

N
.
C
.
C
e
n
t
r
a
l

N
.
C
.
C
e
n
t
r
a
l

N.C. Central

N
C
S
t
a
t
e

NC State				Through Games Of March 17, 2019						
Average RPI Win:	96	WON-LOST	WINNING	LAST 10	STRENGTH OF	OPP. STRENGTH	TEAM	ADJ.	CONF.	ADJ CONF.
Average RPI Loss:	13	RECORD	PCT. RANK	GAMES	SCHEDULE	OF SCHEDULE	RPI	RPI	RPI	RPI
DIV. I ONLY	26- 5	15	1- 0	14	8	9	9	1	1	
DIV. I NON-CONF.	13- 0	1	0- 0	34	56	6	6	1	1	
<hr/>										
TOTALS	RPI 1-25	RPI 26-50		W-L RECORDS	RPI 51-100	RPI 101-999		RPI 150+		
26- 5	3- 4	4- 1		OVERALL	9- 0	10- 0		4- 0		
15- 2	1- 1	2- 1		HOME	6- 0	6- 0		2- 0		
8- 2	1- 2	1- 0		AWAY	3- 0	3- 0		1- 0		
3- 1	1- 1	1- 0		NEUTRAL	0- 0	1- 0		1- 0		
13- 0	0- 0	3- 0		NON-CONFERENCE	4- 0	6- 0		4- 0		
9- 0	0- 0	2- 0		HOME	3- 0	4- 0		2- 0		
2- 0	0- 0	0- 0		AWAY	1- 0	1- 0		1- 0		
2- 0	0- 0	1- 0		NEUTRAL	0- 0	1- 0		1- 0		
13- 5	3- 4	1- 1		CONFERENCE	5- 0	4- 0		0- 0		
6- 2	1- 1	0- 1		HOME	3- 0	2- 0		0- 0		
6- 2	1- 2	1- 0		AWAY	2- 0	2- 0		0- 0		
1- 1	1- 1	0- 0		NEUTRAL	0- 0	0- 0		0- 0		

RPI 1-25				Team's RPI: 9		RPI 26-50				RPI 51-100				RPI 101+									
RPI	S	Opponent	Score			RPI	S	Opponent	Score			RPI	S	Opponent	Score			RPI	S	Opponent	Score		
1	H	Notre Dame	72	95		38	A	North Carolina	74	69		51	H	Clemson	54	51		110	H	Old Dominion	85	56	
3	A	Louisville	62	92		38	H	North Carolina	51	64		54	H	Maine	84	46		128	H	Pittsburgh	63	34	
3	N	Louisville	68	78		43	N	Michigan St.	78	74		68	A	Georgia Tech	68	60		134	A	Boston College	85	69	
10	A	Syracuse	77	73		46	H	Michigan	66	55		70	A	Georgetown	76	65		147	A	Wake Forest	59	50	
19	H	Miami (FL)	70	68		47	H	Belmont	77	62		73	H	Virginia Tech	70	61		147	H	Wake Forest	80	46	
21	A	Florida St.	70	75								75	H	Radford	75	58		150	H	Davidson	75	45	
21	N	Florida St.	69	62								79	H	Duke	63	51		169	A	Chattanooga	78	58	
												83	H	Kent St.	78	61		203	H	Hampton	83	51	
												97	A	Virginia	66	38		209	H	Vanderbilt	74	54	
																		216	N	George Washington	69	61	
LAST 12 Division I GAMES:																							
21	N	Florida St.	69	62		1	H	Notre Dame	72	95													
3	N	Louisville	68	78		10	A	Syracuse	77	73													
19	H	Miami (FL)	70	68		21	A	Florida St.	70	75													
3	A	Louisville	62	92		38	H	North Carolina	51	64													
38	A	North Carolina	74	69		147	A	Wake Forest	59	50													
147	H	Wake Forest	80	46		68	A	Georgia Tech	68	60													

N
C
S
t
a
t
e

Non-Div I Games:

NC State

Loss, Non-Conf, S Site, H Home A Away N Neutral

Average RPI Win:	316	WON-LOST	WINNING	LAST 10	STRENGTH OF	OPP. STRENGTH	TEAM	ADJ.	CONF.	ADJ CONF.
Average RPI Loss:	189	RECORD	PCT. RANK	GAMES	SCHEDULE	OF SCHEDULE	RPI	RPI	RPI	RPI
DIV. I ONLY	6- 24	320	0- 1	267	302	325	325	24	24	
DIV. I NON-CONF.	3- 10	278	0- 0	281	341	316	316	26	26	
TOTALS	RPI 1-25	RPI 26-50	W-L RECORDS	RPI 51-100	RPI 101-999	RPI 150+				
6- 24	0- 0	0- 0	OVERALL	0- 6	6- 18	6- 17				
3- 10	0- 0	0- 0	HOME	0- 2	3- 8	3- 7				
3- 14	0- 0	0- 0	AWAY	0- 4	3- 10	3- 10				
0- 0	0- 0	0- 0	NEUTRAL	0- 0	0- 0	0- 0				
3- 10	0- 0	0- 0	NON-CONFERENCE	0- 3	3- 7	3- 6				
1- 4	0- 0	0- 0	HOME	0- 1	1- 3	1- 2				
2- 6	0- 0	0- 0	AWAY	0- 2	2- 4	2- 4				
0- 0	0- 0	0- 0	NEUTRAL	0- 0	0- 0	0- 0				
3- 14	0- 0	0- 0	CONFERENCE	0- 3	3- 11	3- 11				
2- 6	0- 0	0- 0	HOME	0- 1	2- 5	2- 5				
1- 8	0- 0	0- 0	AWAY	0- 2	1- 6	1- 6				
0- 0	0- 0	0- 0	NEUTRAL	0- 0	0- 0	0- 0				

RPI 1-25			RPI 26-50			RPI 51-100				RPI 101+		Team's RPI: 325	
RPI	S	Opponent	Score	RPI	S	Opponent	Score	RPI	S	Opponent	Score		
								57	A	Penn	42	85	
								63	A	FGCU	45	58	
								63	A	FGCU	42	61	
								63	H	FGCU	35	67	
								80	A	West Virginia	50	95	
								83	H	Kent St.	40	57	
LAST 12 Division I GAMES:													
				63	A	FGCU	45	58	235	H	North Florida	59	78
				235	A	North Florida	46	54	63	A	FGCU	42	61
				180	H	Liberty	39	58	292	A	Kennesaw St.	47	70
				330	A	Lipscomb	69	53	180	A	Liberty	47	58
				233	A	Jacksonville	55	69	63	H	FGCU	35	67
				210	H	Stetson	47	56	200	H	North Ala.	54	77

LAST 12 Division I GAMES:

63	A FGCU	45 58	235	H North Florida	59 78
235	A North Florida	46 54	63	A FGCU	42 61
180	H Liberty	39 58	292	A Kennesaw St.	47 70
330	A Lipscomb	69 53	180	A Liberty	47 58
233	A Jacksonville	55 69	63	H FGCU	35 67
210	H Stetson	47 56	200	H North Ala.	54 77

Non-Div I Games:

NJIT

■ Loss,
 ■ Non-Conf,
 ■ S Site,
 ■ H Home
 ■ A Away
 N Neutral

Average RPI Win: 241	WON-LOST	WINNING	LAST 10	STRENGTH OF	OPP. STRENGTH	TEAM	ADJ.	CONF.	ADJ CONF.
Average RPI Loss: 171	RECORD	PCT. RANK	GAMES	SCHEDULE	OF SCHEDULE	RPI	RPI	RPI	RPI
DIV. I ONLY	9- 19	266	0- 1	191	253	259	259	18	18
DIV. I NON-CONF.	4- 5	190	0- 0	131	319	177	177	21	21
TOTALS	RPI 1-25	RPI 26-50	W-L RECORDS	RPI 51-100	RPI 101-999	RPI 150+			
9- 19	0- 0	0- 2	OVERALL	0- 3	9- 14	9- 11			
5- 8	0- 0	0- 1	HOME	0- 2	5- 5	5- 3			
4- 11	0- 0	0- 1	AWAY	0- 1	4- 9	4- 8			
0- 0	0- 0	0- 0	NEUTRAL	0- 0	0- 0	0- 0			
4- 5	0- 0	0- 0	NON-CONFERENCE	0- 1	4- 4	4- 3			
2- 2	0- 0	0- 0	HOME	0- 1	2- 1	2- 0			
2- 3	0- 0	0- 0	AWAY	0- 0	2- 3	2- 3			
0- 0	0- 0	0- 0	NEUTRAL	0- 0	0- 0	0- 0			
5- 14	0- 0	0- 2	CONFERENCE	0- 2	5- 10	5- 8			
3- 6	0- 0	0- 1	HOME	0- 1	3- 4	3- 3			
2- 8	0- 0	0- 1	AWAY	0- 1	2- 6	2- 5			
0- 0	0- 0	0- 0	NEUTRAL	0- 0	0- 0	0- 0			

RPI S	Opponent	Score	RPI S	Opponent	Score	RPI S	Opponent	Score	RPI S	Opponent	Score	Team's RPI: 259
37	A Bucknell	48 90	37	H Bucknell	43 77	57	H Penn	61 65	118	H Marist	48 72	
						71	A American	44 69	127	A Lehigh	55 66	
						71	H American	45 58	127	H Lehigh	38 56	
									168	A Rider	66 60	
									174	A Holy Cross	44 47	
									174	H Holy Cross	54 47	
									177	A Boston U.	55 66	
									177	H Boston U.	35 49	
									178	A Colorado	43 59	
									202	H N.C. A&T	72 49	
									215	A Monmouth	67 68	
									236	H Saint Joseph's	49 48	
									250	A Colgate	62 49	
									250	H Colgate	67 52	
									251	A Norfolk St.	58 65	
									267	A Loyola Maryland	58 46	
									267	A Loyola Maryland	45 58	
									267	H Loyola Maryland	50 55	
									291	A Army West Point	52 55	
									291	H Army West Point	48 60	
									297	A Air Force	54 47	
									323	A Lafayette	42 55	
									323	H Lafayette	65 53	
LAST 12 Division I GAMES:												
267	A Loyola Maryland	45 58	291	H Army West Point	48 60							
71	A American	44 69	174	A Holy Cross	44 47							
267	H Loyola Maryland	50 55	250	H Colgate	67 52							
37	A Bucknell	48 90	127	A Lehigh	55 66							
177	A Boston U.	55 66	37	H Bucknell	43 77							
323	H Lafayette	65 53	177	H Boston U.	35 49							

Non-Div I Games: Catholic 81 36

Navy

■ Loss,
 ■ Non-Conf,
 ■ S Site,
 ■ Home
 ■ Away
 N Neutral

Nebraska

Through Games Of March 17, 2019

Average RPI Win:	143	WON-LOST	WINNING	LAST 10	STRENGTH OF	OPP. STRENGTH	TEAM	ADJ.	CONF.	ADJ CONF.
Average RPI Loss:	57	RECORD	PCT. RANK	GAMES	SCHEDULE	OF SCHEDULE	RPI	RPI	RPI	RPI
DIV. I ONLY	14- 16	191	0- 1	24	36	94	94	4	4	
DIV. I NON-CONF.	5- 6	177	0- 0	95	22	146	146	6	6	
TOTALS	RPI 1-25	RPI 26-50	W-L RECORDS	RPI 51-100	RPI 101-999	RPI 150+				
14- 16	0- 7	2- 3	OVERALL	3- 3	9- 3	5- 2				
8- 6	0- 3	2- 2	HOME	1- 0	5- 1	4- 0				
5- 9	0- 4	0- 1	AWAY	1- 2	4- 2	1- 2				
1- 1	0- 0	0- 0	NEUTRAL	1- 1	0- 0	0- 0				
5- 6	0- 3	0- 0	NON-CONFERENCE	1- 2	4- 1	4- 1				
4- 1	0- 1	0- 0	HOME	0- 0	4- 0	4- 0				
0- 5	0- 2	0- 0	AWAY	0- 2	0- 1	0- 1				
1- 0	0- 0	0- 0	NEUTRAL	1- 0	0- 0	0- 0				
9- 10	0- 4	2- 3	CONFERENCE	2- 1	5- 2	1- 1				
4- 5	0- 2	2- 2	HOME	1- 0	1- 1	0- 0				
5- 4	0- 2	0- 1	AWAY	1- 0	4- 1	1- 1				
0- 1	0- 0	0- 0	NEUTRAL	0- 1	0- 0	0- 0				

RPI 1-25				RPI 26-50				RPI 51-100 Team's RPI: 94				RPI 101+			
RPI	S	Opponent	Score	RPI	S	Opponent	Score	RPI	S	Opponent	Score	RPI	S	Opponent	Score
3	A	Louisville	68 85	29	H	Rutgers	56 62	67	A	Arkansas	80 84	101	A	Ohio St.	78 69
7	A	Iowa	71 77	43	H	Michigan St.	82 71	75	N	Radford	77 39	108	H	Minnesota	63 57
7	H	Iowa	58 74	46	A	Michigan	61 67	89	A	Purdue	84 64	116	A	Northwestern	71 64
14	A	Maryland	63 89	46	H	Michigan	70 56	89	H	Purdue	67 61	116	H	Northwestern	54 58
14	H	Maryland	63 81	48	H	Indiana	78 82	89	N	Purdue	71 75	145	A	Penn St.	79 74
19	A	Miami (FL)	68 82					93	A	Creighton	65 74	151	H	Kansas	58 52
20	H	Drake	77 83									158	A	Washington St.	84 87
												167	H	Denver	96 71
												186	A	Wisconsin	69 70
												225	A	Illinois	77 67
												298	H	San Jose St.	96 63
												343	H	USC Upstate	87 64
LAST 12 Division I GAMES:															
		89 N Purdue	71 75			89 H Purdue	67 61								
		145 A Penn St.	79 74			46 A Michigan	61 67								
		7 H Iowa	58 74			48 H Indiana	78 82								
		116 A Northwestern	71 64			89 A Purdue	84 64								
		43 H Michigan St.	82 71			186 A Wisconsin	69 70								
		14 A Maryland	63 89			116 H Northwestern	54 58								

Non-Div I Games:

Nebraska

■ Loss,
■ Non-Conf, S Site,
■ Home
■ Away
N Neutral

Average RPI Win: 253	WON-LOST	WINNING	LAST 10	STRENGTH OF	OPP. STRENGTH	TEAM	ADJ.	CONF.	ADJ CONF.
Average RPI Loss: 121	RECORD	PCT. RANK	GAMES	SCHEDULE	OF SCHEDULE	RPI	RPI	RPI	RPI
DIV. I ONLY	11- 19	242	1- 0	188	136	244	244	15	15
DIV. I NON-CONF.	3- 7	256	0- 0	220	111	284	284	13	13
TOTALS	RPI 1-25	RPI 26-50	W-L RECORDS	RPI 51-100	RPI 101-999	RPI 150+			
11- 19	0- 0	0- 3	OVERALL	0- 6	11- 10	10- 7			
6- 9	0- 0	0- 1	HOME	0- 4	6- 4	6- 2			
4- 7	0- 0	0- 1	AWAY	0- 1	4- 5	3- 5			
1- 3	0- 0	0- 1	NEUTRAL	0- 1	1- 1	1- 0			
3- 7	0- 0	0- 0	NON-CONFERENCE	0- 3	3- 4	3- 2			
2- 4	0- 0	0- 0	HOME	0- 2	2- 2	2- 1			
1- 1	0- 0	0- 0	AWAY	0- 0	1- 1	1- 1			
0- 2	0- 0	0- 0	NEUTRAL	0- 1	0- 1	0- 0			
8- 12	0- 0	0- 3	CONFERENCE	0- 3	8- 6	7- 5			
4- 5	0- 0	0- 1	HOME	0- 2	4- 2	4- 1			
3- 6	0- 0	0- 1	AWAY	0- 1	3- 4	2- 4			
1- 1	0- 0	0- 1	NEUTRAL	0- 0	1- 0	1- 0			

RPI 1-25				RPI 26-50				RPI 51-100				RPI 101+				Team's RPI: 244	
RPI	S	Opponent	Score	RPI	S	Opponent	Score	RPI	S	Opponent	Score	RPI	S	Opponent	Score		
				39	A	Boise St.	65 80	53	H	Southern California	51 72	120	A	Fresno St.	57 41		
				39	H	Boise St.	74 75	55	A	New Mexico	74 85	120	H	Fresno St.	63 79		
				39	N	Boise St.	67 72	55	H	New Mexico	64 66	126	N	Northern Ill.	69 98		
								64	H	Wyoming	51 55	140	H	Texas Tech	67 86		
								72	N	UC Davis	68 84	163	A	Santa Clara	48 56		
								88	H	Utah	52 74	178	H	Colorado	52 65		
												181	A	Utah St.	76 79		
												181	H	Utah St.	59 71		
												185	H	Hawaii	79 78		
												204	A	UNLV	58 67		
												204	H	UNLV	70 62		
												208	A	San Diego St.	61 64		
												208	H	San Diego St.	74 69		
												274	A	Long Beach St.	76 67		
												281	A	Colorado St.	62 38		
												281	H	Colorado St.	68 57		
												297	A	Air Force	74 79		
												297	H	Air Force	79 54		
												298	A	San Jose St.	52 49		
												298	N	San Jose St.	78 68		
												337	H	Seattle U	67 54		
LAST 12 Division I GAMES:																	
				298	N	San Jose St.	78 68	204	A	UNLV	58 67						
				39	N	Boise St.	67 72	120	A	Fresno St.	57 41						
				126	N	Northern Ill.	69 98	208	H	San Diego St.	74 69						
				208	A	San Diego St.	61 64	64	H	Wyoming	51 55						
				297	H	Air Force	79 54	55	A	New Mexico	74 85						
				181	H	Utah St.	59 71	281	H	Colorado St.	68 57						

Non-Div I Games: Stanislaus St. 75 52

Nevada

■ Loss,
 ■ Non-Conf,
 ■ S Site,
 ■ Home
 ■ Away
 N Neutral

New Hampshire

Through Games Of March 17, 2019

Average RPI Win:	276	WON-LOST	WINNING	LAST 10	STRENGTH OF	OPP. STRENGTH	TEAM	ADJ.	CONF.	ADJ CONF.
Average RPI Loss:	184	RECORD	PCT. RANK	GAMES	SCHEDULE	OF SCHEDULE	RPI	RPI	RPI	RPI
DIV. I ONLY	5- 24	329	0- 1	226	278	317	317	23	23	
DIV. I NON-CONF.	2- 10	311	0- 0	210	291	323	323	24	24	
TOTALS	RPI 1-25	RPI 26-50	W-L RECORDS	RPI 51-100	RPI 101-999	RPI 150+				
5- 24	0- 0	0- 1	OVERALL	0- 4	5- 19	5- 13				
3- 10	0- 0	0- 1	HOME	0- 1	3- 8	3- 6				
2- 14	0- 0	0- 0	AWAY	0- 3	2- 11	2- 7				
0- 0	0- 0	0- 0	NEUTRAL	0- 0	0- 0	0- 0				
2- 10	0- 0	0- 1	NON-CONFERENCE	0- 1	2- 8	2- 6				
2- 3	0- 0	0- 1	HOME	0- 0	2- 2	2- 2				
0- 7	0- 0	0- 0	AWAY	0- 1	0- 6	0- 4				
0- 0	0- 0	0- 0	NEUTRAL	0- 0	0- 0	0- 0				
3- 14	0- 0	0- 0	CONFERENCE	0- 3	3- 11	3- 7				
1- 7	0- 0	0- 0	HOME	0- 1	1- 6	1- 4				
2- 7	0- 0	0- 0	AWAY	0- 2	2- 5	2- 3				
0- 0	0- 0	0- 0	NEUTRAL	0- 0	0- 0	0- 0				

RPI S	Opponent	Score	RPI S	Opponent	Score	RPI S	Opponent	Score	RPI S	Opponent	Score	Team's RPI: 317
44	H Princeton	42 90	54	A Maine	46 67	103	A Hartford	49 56				
			54	A Maine	36 69	103	H Hartford	48 66				
			54	H Maine	45 69	108	A Minnesota	47 70				
			96	A Northeastern	54 69	115	A South Fla.	36 79				
						139	A Stony Brook	37 67				
						139	H Stony Brook	63 82				
						174	H Holy Cross	74 62				
						177	A Boston U.	39 60				
						192	H Sacred Heart	60 71				
						211	H Dartmouth	42 62				
						237	A Albany (NY)	41 59				
						237	H Albany (NY)	53 78				
						255	A Binghamton	54 53				
						255	H Binghamton	62 71				
						279	A Vermont	60 69				
						279	H Vermont	50 51				
						283	A Brown	70 76				
						294	H Bryant	79 74				
						305	A UMBC	62 64				
						305	H UMBC	47 55				
						320	A North Dakota St.	51 56				
						327	A Central Conn. St.	47 56				
						328	A UMass Lowell	56 53				
						328	H UMass Lowell	54 46				
LAST 12 Division I GAMES:												
54	A Maine	36 69	255	A Binghamton	54 53							
305	H UMBC	47 55	328	H UMass Lowell	54 46							
237	H Albany (NY)	53 78	54	H Maine	45 69							
103	A Hartford	49 56	237	A Albany (NY)	41 59							
139	A Stony Brook	37 67	305	A UMBC	62 64							
279	H Vermont	50 51	103	H Hartford	48 66							

Non-Div I Games: U New England 68 44

New Hampshire

Loss, Non-Conf, S Site, H Home A Away N Neutral

Non-Conference				Through Games Of March 17, 2013						
Average RPI Win:	190	WON-LOST	WINNING	LAST 10	STRENGTH OF	OPP. STRENGTH	TEAM	ADJ.	CONF.	ADJ CONF.
Average RPI Loss:	138	RECORD	PCT. RANK	GAMES	SCHEDULE	OF SCHEDULE	RPI	RPI	RPI	RPI
DIV. I ONLY	24- 6	27	0- 1	167	142	55	55	15	15	
DIV. I NON-CONF.	10- 1	17	0- 0	66	179	22	22	13	13	
TOTALS	RPI 1-25		RPI 26-50	W-L RECORDS		RPI 51-100	RPI 101-999		RPI 150+	
24- 6	0- 0		0- 2	OVERALL		3- 0	21- 4		16- 3	
16- 1	0- 0		0- 1	HOME		2- 0	14- 0		11- 0	
8- 4	0- 0		0- 1	AWAY		1- 0	7- 3		5- 2	
0- 1	0- 0		0- 0	NEUTRAL		0- 0	0- 1		0- 1	
10- 1	0- 0		0- 1	NON-CONFERENCE		1- 0	9- 0		5- 0	
7- 1	0- 0		0- 1	HOME		1- 0	6- 0		4- 0	
3- 0	0- 0		0- 0	AWAY		0- 0	3- 0		1- 0	
0- 0	0- 0		0- 0	NEUTRAL		0- 0	0- 0		0- 0	
14- 5	0- 0		0- 1	CONFERENCE		2- 0	12- 4		11- 3	
9- 0	0- 0		0- 0	HOME		1- 0	8- 0		7- 0	
5- 4	0- 0		0- 1	AWAY		1- 0	4- 3		4- 2	
0- 1	0- 0		0- 0	NEUTRAL		0- 0	0- 1		0- 1	

[illegible]

Non-Div I Games:

New Mexico

Loss, Non-Conf, S Site, H Home A Away N Neutral

Average RPI Win:	271	WON-LOST	WINNING	LAST 10	STRENGTH OF	OPP. STRENGTH	TEAM	ADJ.	CONF.	ADJ CONF.
Average RPI Loss:	139	RECORD	PCT. RANK	GAMES	SCHEDULE	OF SCHEDULE	RPI	RPI	RPI	RPI
DIV. I ONLY	24- 6	27	1- 0	314	331	125	125	30	30	
DIV. I NON-CONF.	6- 5	143	0- 0	165	292	145	145	30	30	
TOTALS	RPI 1-25	RPI 26-50	W-L RECORDS	RPI 51-100	RPI 101-999	RPI 150+				
24- 6	0- 0	0- 0	OVERALL	0- 3	24- 3	24- 2				
9- 2	0- 0	0- 0	HOME	0- 1	9- 1	9- 0				
11- 3	0- 0	0- 0	AWAY	0- 1	11- 2	11- 2				
4- 1	0- 0	0- 0	NEUTRAL	0- 1	4- 0	4- 0				
6- 5	0- 0	0- 0	NON-CONFERENCE	0- 3	6- 2	6- 1				
1- 2	0- 0	0- 0	HOME	0- 1	1- 1	1- 0				
4- 2	0- 0	0- 0	AWAY	0- 1	4- 1	4- 1				
1- 1	0- 0	0- 0	NEUTRAL	0- 1	1- 0	1- 0				
18- 1	0- 0	0- 0	CONFERENCE	0- 0	18- 1	18- 1				
8- 0	0- 0	0- 0	HOME	0- 0	8- 0	8- 0				
7- 1	0- 0	0- 0	AWAY	0- 0	7- 1	7- 1				
3- 0	0- 0	0- 0	NEUTRAL	0- 0	3- 0	3- 0				

RPI S	Opponent	Score	RPI S	Opponent	Score	RPI S	Opponent	Score	RPI S	Opponent	Score	Team's RPI: 125
						55 A	New Mexico	58 83	124 H	Abilene Christian	46 58	
						55 H	New Mexico	50 75	159 A	UC Riverside	64 65	
						98 N	South Alabama	67 68	167 H	Denver	66 64	
									212 A	UTRGV	70 67	
									212 H	UTRGV	71 63	
									212 N	UTRGV	76 73	
									214 A	California Baptist	92 64	
									214 H	California Baptist	76 69	
									228 A	UMKC	90 86	
									228 H	UMKC	68 61	
									228 N	UMKC	91 80	
									234 A	A&M-Corpus Christi	67 65	
									258 A	UTEP	69 65	
									270 A	Western Mich.	66 54	
									276 A	CSU Bakersfield	61 59	
									276 H	CSU Bakersfield	61 48	
									289 A	UC Santa Barbara	81 73	
									293 A	Utah Valley	72 63	
									293 H	Utah Valley	58 52	
									337 A	Seattle U	83 72	
									337 H	Seattle U	75 55	
									342 A	Grand Canyon	51 54	
									342 H	Grand Canyon	81 52	
									348 A	Chicago St.	87 66	
									348 H	Chicago St.	77 54	
									348 N	Chicago St.	90 54	
LAST 12 Division I GAMES:												
			348 N	Chicago St.	90 54		228 H	UMKC	68 61			
			212 N	UTRGV	76 73		212 A	UTRGV	70 67			
			228 N	UMKC	91 80		337 A	Seattle U	83 72			
			350 N	Alcorn	82 64		293 A	Utah Valley	72 63			
			214 A	California Baptist	92 64		342 H	Grand Canyon	81 52			
			348 H	Chicago St.	77 54		276 H	CSU Bakersfield	61 48			

Non-Div I Games: Tex. Permian Basin 70 38 Northern N.M. 101 51

New Mexico St.

Loss, Non-Conf, S Site, H Home A Away N Neutral

New Mexico St.

New Orleans

Through Games Of March 17, 2019

Average RPI Win:	297	WON-LOST	WINNING	LAST 10	STRENGTH OF	OPP. STRENGTH	TEAM	ADJ.	CONF.	ADJ CONF.
Average RPI Loss:	179	RECORD	PCT. RANK	GAMES	SCHEDULE	OF SCHEDULE	RPI	RPI	RPI	RPI
DIV. I ONLY	9- 16	249	0- 1	321	274	288	288	25	25	
DIV. I NON-CONF.	1- 5	311	0- 0	185	68	254	254	22	22	
TOTALS	RPI 1-25	RPI 26-50	W-L RECORDS	RPI 51-100	RPI 101-999	RPI 150+				
9- 16	0- 1	0- 1	OVERALL	0- 2	9- 12	9- 10				
5- 5	0- 0	0- 0	HOME	0- 1	5- 4	5- 3				
4- 10	0- 1	0- 1	AWAY	0- 1	4- 7	4- 6				
0- 1	0- 0	0- 0	NEUTRAL	0- 0	0- 1	0- 1				
1- 5	0- 1	0- 1	NON-CONFERENCE	0- 0	1- 3	1- 2				
0- 1	0- 0	0- 0	HOME	0- 0	0- 1	0- 1				
1- 4	0- 1	0- 1	AWAY	0- 0	1- 2	1- 1				
0- 0	0- 0	0- 0	NEUTRAL	0- 0	0- 0	0- 0				
8- 11	0- 0	0- 0	CONFERENCE	0- 2	8- 9	8- 8				
5- 4	0- 0	0- 0	HOME	0- 1	5- 3	5- 2				
3- 6	0- 0	0- 0	AWAY	0- 1	3- 5	3- 5				
0- 1	0- 0	0- 0	NEUTRAL	0- 0	0- 1	0- 1				

RPI 1-25				RPI 26-50				RPI 51-100				RPI 101+ Team's RPI: 288			
RPI	S	Opponent	Score	RPI	S	Opponent	Score	RPI	S	Opponent	Score	RPI	S	Opponent	Score
19	A	Miami (FL)	38 78	31	A	Rice	56 67	62	H	Lamar University	57 79	124	H	Abilene Christian	52 59
								78	A	SFA	38 97	128	A	Pittsburgh	38 90
												166	A	Nicholls St.	58 66
												166	H	Nicholls St.	62 76
												183	A	Sam Houston St.	62 86
												218	A	Xavier	45 61
												232	A	Memphis	66 59
												234	A	A&M-Corpus Christi	51 57
												234	H	A&M-Corpus Christi	56 54
												234 N	A	A&M-Corpus Christi	47 69
												277	H	Central Ark.	60 62
												300	H	La.-Monroe	44 57
												308	A	Incarnate Word	69 81
												308	H	Incarnate Word	58 55
												312	A	McNeese	64 60
												312	H	McNeese	88 76
												318	A	Northwestern St.	67 62
												318	H	Northwestern St.	84 73
												321	A	Southeastern La.	61 58
												321	H	Southeastern La.	46 45
												332	A	Houston Baptist	74 83
LAST 12 Division I GAMES:															
234 N	A	A&M-Corpus Christi	47 69	234	H	A&M-Corpus Christi	56 54								
321	H	Southeastern La.	46 45	166	H	Nicholls St.	62 76								
166	A	Nicholls St.	58 66	318	H	Northwestern St.	84 73								
183	A	Sam Houston St.	62 86	308	H	Incarnate Word	58 55								
312	A	McNeese	64 60	318	A	Northwestern St.	67 62								
321	A	Southeastern La.	61 58	308	A	Incarnate Word	69 81								

Non-Div I Games: Dillard 68 59 Centenary (LA) 104 42 Trinity Baptist 93 38

New Orleans

Loss, Non-Conf, S Site, H Home A Away N Neutral

Niagara

Through Games Of March 17, 2019

Average RPI Win: 298	WON-LOST	WINNING	LAST 10	STRENGTH OF	OPP. STRENGTH	TEAM	ADJ.	CONF.	ADJ CONF.
Average RPI Loss: 160	RECORD	PCT. RANK	GAMES	SCHEDULE	OF SCHEDULE	RPI	RPI	RPI	RPI
DIV. I ONLY	12- 19	236	0- 1	272	248	271	271	26	26
DIV. I NON-CONF.	4- 8	241	0- 0	194	141	257	257	27	27
TOTALS	RPI 1-25	RPI 26-50	W-L RECORDS	RPI 51-100	RPI 101-999	RPI 150+			
12- 19	0- 3	0- 2	OVERALL	0- 1	12- 13	12- 10			
8- 6	0- 0	0- 1	HOME	0- 0	8- 5	8- 4			
3- 11	0- 3	0- 1	AWAY	0- 1	3- 6	3- 5			
1- 2	0- 0	0- 0	NEUTRAL	0- 0	1- 2	1- 1			
4- 8	0- 3	0- 0	NON-CONFERENCE	0- 1	4- 4	4- 3			
3- 2	0- 0	0- 0	HOME	0- 0	3- 2	3- 2			
0- 5	0- 3	0- 0	AWAY	0- 1	0- 1	0- 1			
1- 1	0- 0	0- 0	NEUTRAL	0- 0	1- 1	1- 0			
8- 11	0- 0	0- 2	CONFERENCE	0- 0	8- 9	8- 7			
5- 4	0- 0	0- 1	HOME	0- 0	5- 3	5- 2			
3- 6	0- 0	0- 1	AWAY	0- 0	3- 5	3- 4			
0- 1	0- 0	0- 0	NEUTRAL	0- 0	0- 1	0- 1			

RPI 1-25				RPI 26-50				RPI 51-100				RPI 101+ Team's RPI: 271			
RPI	S	Opponent	Score	RPI	S	Opponent	Score	RPI	S	Opponent	Score	RPI	S	Opponent	Score
10	A	Syracuse	45 94	41	A	Quinnipiac	42 62	80	A	West Virginia	32 84	118	A	Marist	69 82
11	A	Iowa St.	35 95	41	H	Quinnipiac	55 96					118	H	Marist	58 87
25	A	Buffalo	61 88									141	N	Yale	64 67
												168	H	Rider	64 79
												215	A	Monmouth	54 76
												215	H	Monmouth	81 88
												230	H	Howard	61 68
												236	A	Saint Joseph's	54 68
												250	H	Colgate	74 69
												255	H	Binghamton	79 72
												262	H	St. Bonaventure	48 76
												266	A	Manhattan	58 54
												266	H	Manhattan	61 51
												278	A	Siena	61 67
												282	A	Fairfield	54 55
												282	H	Fairfield	71 68
												282	N	Fairfield	69 74
												286	A	Canisius	51 52
												286	H	Canisius	74 52
												311	N	Morgan St.	67 57
												314	H	Coppin St.	71 69
												324	A	Iona	58 46
												324	H	Iona	72 53
												347	A	Saint Peter's	75 66
												347	H	Saint Peter's	81 57
LAST 12 Division I GAMES:															
282	N	Fairfield	69 74	215	H	Monmouth	81 88								
311	N	Morgan St.	67 57	278	A	Siena	61 67								
141	N	Yale	64 67	286	H	Canisius	74 52								
118	A	Marist	69 82	282	A	Fairfield	54 55								
286	A	Canisius	51 52	41	A	Quinnipiac	42 62								
168	H	Rider	64 79	324	H	Iona	72 53								

Non-Div I Games:

Niagara

■ Loss,
 ■ Non-Conf, S Site,
 ■ Home
 ■ Away
 N Neutral

Average RPI Win:	290	WON-LOST	WINNING	LAST 10	STRENGTH OF	OPP. STRENGTH	TEAM	ADJ.	CONF.	ADJ CONF.
Average RPI Loss:	129	RECORD	PCT. RANK	GAMES	SCHEDULE	OF SCHEDULE	RPI	RPI	RPI	RPI
DIV. I ONLY	18- 11	106	0- 1	322	261	166	166	25	25	
DIV. I NON-CONF.	4- 6	212	0- 0	197	100	165	165	22	22	
TOTALS	RPI 1-25	RPI 26-50	W-L RECORDS	RPI 51-100	RPI 101-999	RPI 150+				
18- 11	0- 1	0- 1	OVERALL	0- 3	18- 6	18- 4				
9- 1	0- 0	0- 0	HOME	0- 0	9- 1	9- 1				
8- 8	0- 1	0- 1	AWAY	0- 3	8- 3	8- 2				
1- 2	0- 0	0- 0	NEUTRAL	0- 0	1- 2	1- 1				
4- 6	0- 1	0- 1	NON-CONFERENCE	0- 1	4- 3	4- 2				
1- 0	0- 0	0- 0	HOME	0- 0	1- 0	1- 0				
2- 5	0- 1	0- 1	AWAY	0- 1	2- 2	2- 2				
1- 1	0- 0	0- 0	NEUTRAL	0- 0	1- 1	1- 0				
14- 5	0- 0	0- 0	CONFERENCE	0- 2	14- 3	14- 2				
8- 1	0- 0	0- 0	HOME	0- 0	8- 1	8- 1				
6- 3	0- 0	0- 0	AWAY	0- 2	6- 1	6- 0				
0- 1	0- 0	0- 0	NEUTRAL	0- 0	0- 1	0- 1				

RPI S	Opponent	Score	RPI S	Opponent	Score	RPI S	Opponent	Score	RPI S	Opponent	Score	Team's RPI: 166
2	A Baylor	39 100	50	A Auburn	59 80	62	A Lamar University	65 78	124	A Abilene Christian	66 76	
						78	A SFA	62 70	138	N Delaware	56 71	
						85	A LSU	44 76	162	A Texas St.	67 72	
									170	A Tulane	46 71	
									183	H Sam Houston St.	84 81	
									226	N Texas Southern	58 57	
									234	H A&M-Corpus Christi	85 55	
									234	N A&M-Corpus Christi	56 69	
									258	A UTEP	58 56	
									277	A Central Ark.	64 60	
									277	H Central Ark.	68 52	
									288	A New Orleans	76 62	
									288	H New Orleans	66 58	
									300	A La.-Monroe	55 54	
									308	H Incarnate Word	86 62	
									312	A McNeese	78 55	
									312	H McNeese	68 69	
									318	A Northwestern St.	89 67	
									318	H Northwestern St.	97 86	
									321	A Southeastern La.	73 66	
									321	H Southeastern La.	72 55	
									329	H Mississippi Val.	72 47	
									332	A Houston Baptist	58 55	
									332	H Houston Baptist	77 54	

LAST 12 Division I GAMES:

234	N	A&M-Corpus Christi	56	69	312	A	McNeese	78	55
138	N	Delaware	56	71	277	H	Central Ark.	68	52
162	A	Texas St.	67	72	183	H	Sam Houston St.	84	81
321	H	Southeastern La.	72	55	332	A	Houston Baptist	58	55
318	A	Northwestern St.	89	67	124	A	Abilene Christian	66	76
288	H	New Orleans	66	58	288	A	New Orleans	76	62

Non-Div I Games: Southern-N.O. 86 49 William Carey 86 45

Nicholls St.

Loss, Non-Conf, S Site, H Home A Away N Neutral

<div> <div> <div>Average RPI Win: 285</div> <div>Average RPI Loss: 205</div> </div> <div> <div>WON-LOST</div> <div>RECORD</div> </div> <div> <div>WINNING</div> <div>PCT. RANK</div> </div> <div> <div>LAST 10</div> <div>GAMES</div> </div> </div>				STRENGTH OF SCHEDULE	OPP. STRENGTH OF SCHEDULE	TEAM RPI	ADJ. RPI	CONF. RPI	ADJ CONF. RPI
<div> <div>DIV. I ONLY</div> <div>15- 15</div> <div>167</div> <div>0- 1</div> </div>				324	338	251	251	32	32
<div> <div>DIV. I NON-CONF.</div> <div>3- 8</div> <div>267</div> <div>0- 0</div> </div>				273	190	296	296	32	32
TOTALS		RPI 1-25	RPI 26-50	W-L RECORDS		RPI 51-100	RPI 101-999	RPI 150+	
15- 15	0- 0		0- 0	OVERALL		0- 0	15- 15	15- 11	
7- 5	0- 0		0- 0	HOME		0- 0	7- 5	7- 5	
5- 9	0- 0		0- 0	AWAY		0- 0	5- 9	5- 5	
3- 1	0- 0		0- 0	NEUTRAL		0- 0	3- 1	3- 1	
3- 8	0- 0		0- 0	NON-CONFERENCE		0- 0	3- 8	3- 4	
2- 2	0- 0		0- 0	HOME		0- 0	2- 2	2- 2	
0- 6	0- 0		0- 0	AWAY		0- 0	0- 6	0- 2	
1- 0	0- 0		0- 0	NEUTRAL		0- 0	1- 0	1- 0	
12- 7	0- 0		0- 0	CONFERENCE		0- 0	12- 7	12- 7	
5- 3	0- 0		0- 0	HOME		0- 0	5- 3	5- 3	
5- 3	0- 0		0- 0	AWAY		0- 0	5- 3	5- 3	
2- 1	0- 0		0- 0	NEUTRAL		0- 0	2- 1	2- 1	

[illegible]

Non-Div I Games:	Cheyney	93	40	Saint Augustine's	71	38
------------------	---------	----	----	-------------------	----	----

Norfolk St.

Loss, Non-Conf, S Site, H Home A Away N Neutral

RPI	S	Opponent	Score	
340	H	Delaware St.	63	50
345	A	Savannah St.	78	42
346	A	Florida A&M	69	45
346	H	Florida A&M	60	58

Norfolk St.

N
o
r
f
o
l
k
S
t
.

N
o
r
f
o
l
k
S
t
.

Average RPI Win:	276	WON-LOST	WINNING	LAST 10	STRENGTH OF	OPP. STRENGTH	TEAM	ADJ.	CONF.	ADJ CONF.
Average RPI Loss:	180	RECORD	PCT. RANK	GAMES	SCHEDULE	OF SCHEDULE	RPI	RPI	RPI	RPI
DIV. I ONLY	15- 8	93	0- 1	347	266	200	200	24	24	
DIV. I NON-CONF.	5- 1	37	0- 0	351	251	196	196	26	26	
TOTALS	RPI 1-25	RPI 26-50	W-L RECORDS	RPI 51-100	RPI 101-999	RPI 150+				
15- 8	0- 0	0- 0	OVERALL	0- 2	15- 6	15- 6				
7- 3	0- 0	0- 0	HOME	0- 1	7- 2	7- 2				
6- 5	0- 0	0- 0	AWAY	0- 1	6- 4	6- 4				
2- 0	0- 0	0- 0	NEUTRAL	0- 0	2- 0	2- 0				
5- 1	0- 0	0- 0	NON-CONFERENCE	0- 0	5- 1	5- 1				
1- 0	0- 0	0- 0	HOME	0- 0	1- 0	1- 0				
2- 1	0- 0	0- 0	AWAY	0- 0	2- 1	2- 1				
2- 0	0- 0	0- 0	NEUTRAL	0- 0	2- 0	2- 0				
10- 7	0- 0	0- 0	CONFERENCE	0- 2	10- 5	10- 5				
6- 3	0- 0	0- 0	HOME	0- 1	6- 2	6- 2				
4- 4	0- 0	0- 0	AWAY	0- 1	4- 3	4- 3				
0- 0	0- 0	0- 0	NEUTRAL	0- 0	0- 0	0- 0				

RPI 1-25			RPI 26-50			RPI 51-100				RPI 101+			Team's RPI: 200				
RPI	S	Opponent	Score	RPI	S	Opponent	Score	RPI	S	Opponent	Score	RPI	S	Opponent	Score		
								63	A	FGCU	51	76	180	A	Liberty	48	61
								63	H	FGCU	52	68	180	H	Liberty	57	61
													209	A	Vanderbilt	74	71
													210	A	Stetson	59	69
													210	H	Stetson	71	55
													218	A	Xavier	81	94
													233	A	Jacksonville	62	59
													233	H	Jacksonville	68	59
													235	A	North Florida	70	64
													235	H	North Florida	77	62
													235	H	North Florida	53	55
													245	N	Southeast Mo. St.	80	67
													268	H	Alabama St.	68	42
													292	A	Kennesaw St.	72	74
													292	H	Kennesaw St.	80	55
													325	A	NJIT	77	54
													325	H	NJIT	72	60
													329	A	Mississippi Val.	86	72
													330	A	Lipscomb	81	60
													330	H	Lipscomb	71	50
													341	N	Western Caro.	89	66
LAST 12 Division I GAMES:																	
				235	H	North Florida	53	55					180	H	Liberty	57	61
				180	A	Liberty	48	61					235	H	North Florida	77	62
				330	H	Lipscomb	71	50					63	A	FGCU	51	76
				233	H	Jacksonville	68	59					330	A	Lipscomb	81	60
				210	A	Stetson	59	69					325	A	NJIT	77	54
				292	A	Kennesaw St.	72	74					292	H	Kennesaw St.	80	55

Non-Div I Games: Stillman 99 43 Martin Methodist 79 48 Lane 98 57 Blue Mountain (MS) 70 42
North Ala.

Loss, Non-Conf, S Site, H Home A Away N Neutral

North Carolina

Through Games Of March 17, 2019

Average RPI Win:	106	WON-LOST	WINNING	LAST 10	STRENGTH OF	OPP. STRENGTH	TEAM	ADJ.	CONF.	ADJ CONF.
Average RPI Loss:	54	RECORD	PCT. RANK	GAMES	SCHEDULE	OF SCHEDULE	RPI	RPI	RPI	RPI
DIV. I ONLY	18- 14	137	1- 0	9	10	38	38	1	1	
DIV. I NON-CONF.	9- 5	104	0- 0	38	80	50	50	1	1	
TOTALS	RPI 1-25	RPI 26-50	W-L RECORDS	RPI 51-100	RPI 101-999	RPI 150+				
18- 14	2- 7	2- 1	OVERALL	7- 3	7- 3	3- 1				
10- 4	1- 2	0- 0	HOME	4- 2	5- 0	2- 0				
4- 7	1- 3	0- 0	AWAY	2- 1	1- 3	1- 1				
4- 3	0- 2	2- 1	NEUTRAL	1- 0	1- 0	0- 0				
9- 5	0- 1	2- 1	NON-CONFERENCE	2- 1	5- 2	3- 1				
5- 1	0- 0	0- 0	HOME	2- 1	3- 0	2- 0				
1- 2	0- 0	0- 0	AWAY	0- 0	1- 2	1- 1				
3- 2	0- 1	2- 1	NEUTRAL	0- 0	1- 0	0- 0				
9- 9	2- 6	0- 0	CONFERENCE	5- 2	2- 1	0- 0				
5- 3	1- 2	0- 0	HOME	2- 1	2- 0	0- 0				
3- 5	1- 3	0- 0	AWAY	2- 1	0- 1	0- 0				
1- 1	0- 1	0- 0	NEUTRAL	1- 0	0- 0	0- 0				

RPI 1-25				RPI 26-50				Team's RPI: 38	RPI 51-100				RPI 101+			
RPI	S	Opponent	Score	RPI	S	Opponent	Score		RPI	S	Opponent	Score	RPI	S	Opponent	Score
1	H	Notre Dame	78 73	31	N	Rice	71 50		51	A	Clemson	70 64	101	A	Ohio St.	69 76
1	N	Notre Dame	77 95	35	N	UCLA	83 49		54	H	Maine	73 85	115	N	South Fla.	71 69
3	A	Louisville	66 73	50	N	Auburn	81 86		68	H	Georgia Tech	91 90	123	H	UNCW	82 55
9	A	NC State	64 51						68	N	Georgia Tech	80 73	128	A	Pittsburgh	78 91
9	H	NC State	69 74						73	A	Virginia Tech	81 69	134	H	Boston College	93 78
10	A	Syracuse	77 90						79	A	Duke	44 62	147	H	Wake Forest	84 61
19	A	Miami (FL)	68 76						79	H	Duke	69 85	178	A	Colorado	74 86
21	H	Florida St.	63 64						83	H	Kent St.	73 60	230	H	Howard	85 63
22	N	Kentucky	75 85						91	H	VCU	59 47	240	A	Elon	100 69
									97	H	Virginia	70 53	309	H	UNC Greensboro	83 62
LAST 12 Division I GAMES:																
68	N	Georgia Tech	80 73	128	A	Pittsburgh	78 91									
1	N	Notre Dame	77 95	51	A	Clemson	70 64									
79	A	Duke	44 62	79	H	Duke	69 85									
9	H	NC State	69 74	9	A	NC State	64 51									
134	H	Boston College	93 78	68	H	Georgia Tech	91 90									
97	H	Virginia	70 53	1	H	Notre Dame	78 73									

Non-Div I Games:

North Carolina

■ Loss,
 ■ Non-Conf, S Site,
 ■ Home
 ■ Away
 N Neutral

North Dakota

Through Games Of March 17, 2019

Average RPI Win:	273	WON-LOST	WINNING	LAST 10	STRENGTH OF	OPP. STRENGTH	TEAM	ADJ.	CONF.	ADJ CONF.
Average RPI Loss:	133	RECORD	PCT. RANK	GAMES	SCHEDULE	OF SCHEDULE	RPI	RPI	RPI	RPI
DIV. I ONLY	11- 19	242	1- 1	217	176	224	224	19	19	
DIV. I NON-CONF.	4- 8	241	0- 0	228	93	203	203	18	18	
TOTALS	RPI 1-25	RPI 26-50	W-L RECORDS	RPI 51-100	RPI 101-999	RPI 150+				
11- 19	0- 2	0- 5	OVERALL	0- 1	11- 11	11- 9				
3- 6	0- 0	0- 2	HOME	0- 0	3- 4	3- 4				
5- 12	0- 2	0- 2	AWAY	0- 1	5- 7	5- 5				
3- 1	0- 0	0- 1	NEUTRAL	0- 0	3- 0	3- 0				
4- 8	0- 2	0- 0	NON-CONFERENCE	0- 1	4- 5	4- 3				
0- 1	0- 0	0- 0	HOME	0- 0	0- 1	0- 1				
2- 7	0- 2	0- 0	AWAY	0- 1	2- 4	2- 2				
2- 0	0- 0	0- 0	NEUTRAL	0- 0	2- 0	2- 0				
7- 11	0- 0	0- 5	CONFERENCE	0- 0	7- 6	7- 6				
3- 5	0- 0	0- 2	HOME	0- 0	3- 3	3- 3				
3- 5	0- 0	0- 2	AWAY	0- 0	3- 3	3- 3				
1- 1	0- 0	0- 1	NEUTRAL	0- 0	1- 0	1- 0				

RPI	S	Opponent	Score	RPI	S	Opponent	Score	RPI	S	Opponent	Score	RPI	S	Opponent	Score	Team's RPI: 224
10	A	Syracuse	49 85	27	A	South Dakota St.	58 81	87	A	UNI	60 64	132	A	Illinois St.	55 67	
11	A	Iowa St.	35 87	27	H	South Dakota St.	48 66					145	A	Penn St.	68 75	
				40	A	South Dakota	54 87					160	A	Oral Roberts	75 67	
				40	H	South Dakota	50 80					160	H	Oral Roberts	58 80	
				40	N	South Dakota	61 84					167	A	Denver	66 87	
												167	H	Denver	91 92	
												167	N	Denver	80 67	
												198	H	Milwaukee	46 64	
												206	A	Massachusetts	59 52	
												210	A	Stetson	63 74	
												242	A	Western Ill.	90 111	
												242	H	Western Ill.	80 92	
												252	N	San Francisco	100 97	
												260	A	Rhode Island	63 77	
												270	N	Western Mich.	62 50	
												304	A	Valparaiso	62 56	
												320	A	North Dakota St.	57 69	
												320	H	North Dakota St.	70 58	
												326	A	Omaha	69 68	
												326	H	Omaha	68 57	
												334	A	Purdue Fort Wayne	74 58	
												334	H	Purdue Fort Wayne	79 60	
LAST 12 Division I GAMES:																
		167	N	Denver	80	67				27	A	South Dakota St.	58	81		
		40	N	South Dakota	61	84				320	H	North Dakota St.	70	58		
		40	A	South Dakota	54	87				326	A	Omaha	69	68		
		334	A	Purdue Fort Wayne	74	58				242	A	Western Ill.	90	111		
		167	H	Denver	91	92				40	H	South Dakota	50	80		
		160	H	Oral Roberts	58	80				320	A	North Dakota St.	57	69		

Non-Div I Games: Mayville St. 84 50

North Dakota

Loss, Non-Conf, S Site, H Home A Away N Neutral

Average RPI Win:	291	WON-LOST	WINNING	LAST 10	STRENGTH OF	OPP. STRENGTH	TEAM	ADJ.	CONF.	ADJ CONF.
Average RPI Loss:	160	RECORD	PCT. RANK	GAMES	SCHEDULE	OF SCHEDULE	RPI	RPI	RPI	RPI
DIV. I ONLY	6- 22	311	0- 1	264	211	320	320	19	19	
DIV. I NON-CONF.	2- 9	297	0- 0	300	203	333	333	18	18	
TOTALS	RPI 1-25	RPI 26-50	W-L RECORDS	RPI 51-100	RPI 101-999	RPI 150+				
6- 22	0- 0	0- 5	OVERALL	0- 1	6- 16	6- 14				
5- 7	0- 0	0- 2	HOME	0- 1	5- 4	5- 4				
1- 12	0- 0	0- 2	AWAY	0- 0	1- 10	1- 8				
0- 3	0- 0	0- 1	NEUTRAL	0- 0	0- 2	0- 2				
2- 9	0- 0	0- 0	NON-CONFERENCE	0- 1	2- 8	2- 6				
1- 3	0- 0	0- 0	HOME	0- 1	1- 2	1- 2				
1- 4	0- 0	0- 0	AWAY	0- 0	1- 4	1- 2				
0- 2	0- 0	0- 0	NEUTRAL	0- 0	0- 2	0- 2				
4- 13	0- 0	0- 5	CONFERENCE	0- 0	4- 8	4- 8				
4- 4	0- 0	0- 2	HOME	0- 0	4- 2	4- 2				
0- 8	0- 0	0- 2	AWAY	0- 0	0- 6	0- 6				
0- 1	0- 0	0- 1	NEUTRAL	0- 0	0- 0	0- 0				

RPI 1-25				RPI 26-50				RPI 51-100				RPI 101+				Team's RPI: 320
RPI	S	Opponent	Score	RPI	S	Opponent	Score	RPI	S	Opponent	Score	RPI	S	Opponent	Score	
				27	A	South Dakota St.	33 86	93	H	Creighton	51 86	102	A	Pacific	68 75	
				27	H	South Dakota St.	48 88					126	A	Northern Ill.	63 81	
				40	A	South Dakota	57 76					160	A	Oral Roberts	72 101	
				40	H	South Dakota	41 67					160	H	Oral Roberts	54 65	
				40	N	South Dakota	51 74					167	A	Denver	54 81	
												167	H	Denver	67 87	
												176	N	North Texas	78 92	
												186	A	Wisconsin	53 64	
												198	H	Milwaukee	55 57	
												210	A	Stetson	59 60	
												224	A	North Dakota	58 70	
												224	H	North Dakota	69 57	
												228	H	UMKC	59 69	
												242	A	Western Ill.	70 82	
												242	H	Western Ill.	68 60	
												252	N	San Francisco	42 75	
												304	A	Valparaiso	51 48	
												317	H	New Hampshire	56 51	
												326	A	Omaha	61 78	
												326	H	Omaha	55 48	
												334	A	Purdue Fort Wayne	46 66	
												334	H	Purdue Fort Wayne	70 54	
LAST 12 Division I GAMES:																
				40	N	South Dakota	51 74	167	H	Denver	67 87					
				334	A	Purdue Fort Wayne	46 66	224	A	North Dakota	58 70					
				40	A	South Dakota	57 76	242	A	Western Ill.	70 82					
				326	H	Omaha	55 48	160	A	Oral Roberts	72 101					
				27	H	South Dakota St.	48 88	27	A	South Dakota St.	33 86					
				160	H	Oral Roberts	54 65	224	H	North Dakota	69 57					

Non-Div I Games: Mayville St. 49 43

North Dakota St.

Loss, Non-Conf, S Site, H Home A Away N Neutral

North Florida

Through Games Of March 17, 2019

Average RPI Win:	280	WON-LOST	WINNING	LAST 10	STRENGTH OF	OPP. STRENGTH	TEAM	ADJ.	CONF.	ADJ CONF.
Average RPI Loss:	175	RECORD	PCT. RANK	GAMES	SCHEDULE	OF SCHEDULE	RPI	RPI	RPI	RPI
DIV. I ONLY	13- 14	188	1- 0	305	283	235	235	24	24	
DIV. I NON-CONF.	3- 6	241	0- 0	318	257	319	319	26	26	
TOTALS	RPI 1-25	RPI 26-50	W-L RECORDS	RPI 51-100	RPI 101-999	RPI 150+				
13- 14	0- 1	0- 1	OVERALL	0- 2	13- 10	13- 10				
8- 4	0- 0	0- 0	HOME	0- 1	8- 3	8- 3				
5- 10	0- 1	0- 1	AWAY	0- 1	5- 7	5- 7				
0- 0	0- 0	0- 0	NEUTRAL	0- 0	0- 0	0- 0				
3- 6	0- 1	0- 1	NON-CONFERENCE	0- 0	3- 4	3- 4				
3- 1	0- 0	0- 0	HOME	0- 0	3- 1	3- 1				
0- 5	0- 1	0- 1	AWAY	0- 0	0- 3	0- 3				
0- 0	0- 0	0- 0	NEUTRAL	0- 0	0- 0	0- 0				
10- 8	0- 0	0- 0	CONFERENCE	0- 2	10- 6	10- 6				
5- 3	0- 0	0- 0	HOME	0- 1	5- 2	5- 2				
5- 5	0- 0	0- 0	AWAY	0- 1	5- 4	5- 4				
0- 0	0- 0	0- 0	NEUTRAL	0- 0	0- 0	0- 0				

RPI 1-25				RPI 26-50				RPI 51-100				RPI 101+				Team's RPI: 235	
RPI	S	Opponent	Score	RPI	S	Opponent	Score	RPI	S	Opponent	Score	RPI	S	Opponent	Score		
21	A	Florida St.	53 74	48	A	Indiana	52 75	63	A	FGCU	48 80	180	A	Liberty	51 65		
								63	H	FGCU	66 105	180	A	Liberty	53 69		
												180	H	Liberty	66 54		
												200	A	North Ala.	55 53		
												200	A	North Ala.	62 77		
												200	H	North Ala.	64 70		
												201	A	Bethune-Cookman	60 76		
												210	A	Stetson	75 62		
												210	H	Stetson	71 57		
												233	A	Jacksonville	63 75		
												233	H	Jacksonville	72 80		
												239	A	Ole Miss	69 82		
												280	H	Charleston So.	82 76		
												281	A	Colorado St.	59 61		
												292	A	Kennesaw St.	71 60		
												292	H	Kennesaw St.	74 66		
												301	H	Alabama A&M	62 63		
												322	H	FIU	62 53		
												325	A	NJIT	78 59		
												325	H	NJIT	54 46		
												330	A	Lipscomb	68 53		
												330	H	Lipscomb	72 66		
												346	H	Florida A&M	64 53		
LAST 12 Division I GAMES:																	
200	A	North Ala.	55 53	325	A	NJIT	78 59										
180	A	Liberty	51 65	292	H	Kennesaw St.	74 66										
325	H	NJIT	54 46	200	A	North Ala.	62 77										
210	A	Stetson	75 62	330	H	Lipscomb	72 66										
180	H	Liberty	66 54	292	A	Kennesaw St.	71 60										
233	A	Jacksonville	63 75	63	A	FGCU	48 80										

Non-Div I Games: Warner 67 36 Trinity Baptist 99 40

North Florida

Loss, Non-Conf, S Site, H Home A Away N Neutral

North Texas

Through Games Of March 17, 2019

Average RPI Win:	219	WON-LOST	WINNING	LAST 10	STRENGTH OF	OPP. STRENGTH	TEAM	ADJ.	CONF.	ADJ CONF.
Average RPI Loss:	119	RECORD	PCT. RANK	GAMES	SCHEDULE	OF SCHEDULE	RPI	RPI	RPI	RPI
DIV. I ONLY	12- 15	210	1- 0	108	137	176	176	14	14	
DIV. I NON-CONF.	4- 5	190	0- 0	164	143	217	217	17	17	
TOTALS	RPI 1-25	RPI 26-50	W-L RECORDS	RPI 51-100	RPI 101-999	RPI 150+				
12- 15	0- 0	0- 5	OVERALL	2- 4	10- 6	9- 5				
7- 6	0- 0	0- 2	HOME	1- 1	6- 3	5- 2				
3- 7	0- 0	0- 2	AWAY	1- 2	2- 3	2- 3				
2- 2	0- 0	0- 1	NEUTRAL	0- 1	2- 0	2- 0				
4- 5	0- 0	0- 2	NON-CONFERENCE	1- 1	3- 2	3- 2				
3- 2	0- 0	0- 1	HOME	1- 0	2- 1	2- 1				
0- 2	0- 0	0- 1	AWAY	0- 0	0- 1	0- 1				
1- 1	0- 0	0- 0	NEUTRAL	0- 1	1- 0	1- 0				
8- 10	0- 0	0- 3	CONFERENCE	1- 3	7- 4	6- 3				
4- 4	0- 0	0- 1	HOME	0- 1	4- 2	3- 1				
3- 5	0- 0	0- 1	AWAY	1- 2	2- 2	2- 2				
1- 1	0- 0	0- 1	NEUTRAL	0- 0	1- 0	1- 0				

RPI S	Opponent	Score	RPI S	Opponent	Score	RPI S	Opponent	Score	RPI S	Opponent	Score	Team's RPI: 176
28	H Texas	54 64	52	H Missouri St.	83 76	105	H Charlotte	68 63				
31	A Rice	52 64	64	N Wyoming	49 53	110	H Old Dominion	71 72				
31	H Rice	47 59	66	A Middle Tenn.	46 61	172	A Louisiana Tech	65 54				
31	N Rice	43 61	95	A Western Ky.	76 67	181	H Utah St.	41 57				
33	A Kansas St.	42 60	95	H Western Ky.	66 71	196	A Southern Miss.	62 48				
			100	A UAB	60 70	196	N Southern Miss.	49 46				
						222	A Marshall	55 67				
						231	A SMU	66 73				
						258	A UTEP	51 59				
						258	H UTEP	70 51				
						276	H CSU Bakersfield	71 59				
						302	H UTSA	54 57				
						307	H Fla. Atlantic	82 62				
						320	N North Dakota St.	92 78				
						322	H FIU	75 50				
						332	H Houston Baptist	100 75				
LAST 12 Division I GAMES:												
196	N Southern Miss.	49 46	307	H Fla. Atlantic	82 62							
31	N Rice	43 61	95	A Western Ky.	76 67							
258	A UTEP	51 59	222	A Marshall	55 67							
95	H Western Ky.	66 71	105	H Charlotte	68 63							
31	H Rice	47 59	110	H Old Dominion	71 72							
322	H FIU	75 50	66	A Middle Tenn.	46 61							

Non-Div I Games: Mid-Amer. Christian82 35 Xavier (LA) 59 46 Okla. Panhandle 93 52

North Texas

Loss, Non-Conf, S Site, H Home A Away N Neutral

Northeastern

Through Games Of March 17, 2019

Average RPI Win:	188	WON-LOST	WINNING	LAST 10	STRENGTH OF	OPP. STRENGTH	TEAM	ADJ.	CONF.	ADJ CONF.
Average RPI Loss:	110	RECORD	PCT. RANK	GAMES	SCHEDULE	OF SCHEDULE	RPI	RPI	RPI	RPI
DIV. I ONLY	20- 11	94	1- 0	122	125	96	96	10	10	
DIV. I NON-CONF.	10- 1	17	0- 0	158	215	27	27	10	10	
TOTALS	RPI 1-25	RPI 26-50	W-L RECORDS	RPI 51-100	RPI 101-999	RPI 150+				
20- 11	0- 0	0- 2	OVERALL	2- 3	18- 6	12- 2				
12- 3	0- 0	0- 1	HOME	2- 1	10- 1	7- 1				
7- 7	0- 0	0- 1	AWAY	0- 1	7- 5	5- 1				
1- 1	0- 0	0- 0	NEUTRAL	0- 1	1- 0	0- 0				
10- 1	0- 0	0- 0	NON-CONFERENCE	2- 0	8- 1	6- 0				
6- 0	0- 0	0- 0	HOME	2- 0	4- 0	4- 0				
4- 1	0- 0	0- 0	AWAY	0- 0	4- 1	2- 0				
0- 0	0- 0	0- 0	NEUTRAL	0- 0	0- 0	0- 0				
10- 10	0- 0	0- 2	CONFERENCE	0- 3	10- 5	6- 2				
6- 3	0- 0	0- 1	HOME	0- 1	6- 1	3- 1				
3- 6	0- 0	0- 1	AWAY	0- 1	3- 4	3- 1				
1- 1	0- 0	0- 0	NEUTRAL	0- 1	1- 0	0- 0				

RPI S	Opponent	Score	RPI S	Opponent	Score	RPI S	Opponent	Score	RPI S	Opponent	Score
36	A James Madison	49 84	36	H James Madison	51 58	54	H Maine	63 55	107	A Towson	83 88
						65	A Drexel	45 76	107	H Towson	77 68
						65	H Drexel	59 61	118	A Marist	84 90
						65	N Drexel	69 73	119	A Dayton	84 79
						82	H Fordham	58 54	121	A Providence	65 59
									123	A UNCW	70 83
									123	H UNCW	83 54
									123	N UNCW	75 64
									138	A Delaware	63 77
									138	H Delaware	75 62
									161	A William & Mary	75 71
									161	H William & Mary	88 74
									177	H Boston U.	81 51
									206	H Massachusetts	53 52
									213	A Florida	79 66
									229	A Hofstra	61 78
									229	H Hofstra	62 63
									240	A Elon	83 57
									240	H Elon	79 71
									282	A Fairfield	59 50
									296	A Col. of Charleston	87 56
									296	H Col. of Charleston	81 69
									297	H Air Force	54 41
									317	H New Hampshire	69 54
LAST 12 Division I GAMES:											
123	N UNCW	75 64	229	H Hofstra	62 63						
65	N Drexel	69 73	65	A Drexel	45 76						
240	A Elon	83 57	138	A Delaware	63 77						
161	A William & Mary	75 71	107	H Towson	77 68						
296	H Col. of Charleston	81 69	36	H James Madison	51 58						
123	H UNCW	83 54	123	A UNCW	70 83						

Non-Div I Games:

Northeastern

■ Loss,
 ■ Non-Conf,
 ■ S Site,
 ■ H Home
 ■ A Away
 N Neutral

Average RPI Win:	214	WON-LOST	WINNING	LAST 10	STRENGTH OF	OPP. STRENGTH	TEAM	ADJ.	CONF.	ADJ CONF.
Average RPI Loss:	151	RECORD	PCT. RANK	GAMES	SCHEDULE	OF SCHEDULE	RPI	RPI	RPI	RPI
DIV. I ONLY	13- 18	217	1- 1	239	145	222	222	16	16	
DIV. I NON-CONF.	4- 5	190	0- 0	248	92	200	200	12	12	
TOTALS	RPI 1-25	RPI 26-50	W-L RECORDS	RPI 51-100	RPI 101-999	RPI 150+				
13- 18	0- 0	0- 0	OVERALL	0- 5	13- 13	8- 7				
7- 6	0- 0	0- 0	HOME	0- 2	7- 4	4- 2				
5- 10	0- 0	0- 0	AWAY	0- 2	5- 8	3- 4				
1- 2	0- 0	0- 0	NEUTRAL	0- 1	1- 1	1- 1				
4- 5	0- 0	0- 0	NON-CONFERENCE	0- 2	4- 3	2- 2				
2- 1	0- 0	0- 0	HOME	0- 1	2- 0	1- 0				
2- 3	0- 0	0- 0	AWAY	0- 1	2- 2	1- 1				
0- 1	0- 0	0- 0	NEUTRAL	0- 0	0- 1	0- 1				
9- 13	0- 0	0- 0	CONFERENCE	0- 3	9- 10	6- 5				
5- 5	0- 0	0- 0	HOME	0- 1	5- 4	3- 2				
3- 7	0- 0	0- 0	AWAY	0- 1	3- 6	2- 3				
1- 1	0- 0	0- 0	NEUTRAL	0- 1	1- 0	1- 0				

RPI S	Opponent	Score	RPI S	Opponent	Score	RPI S	Opponent	Score	RPI S	Opponent	Score	Team's RPI: 222
						55	H New Mexico	55 84	104	A Loyola Marymount	63 62	
						81	A Arizona	47 71	106	A Portland St.	55 72	
						84	A Idaho	72 90	106	H Portland St.	59 74	
						84	H Idaho	69 86	109	A Idaho St.	81 77	
						84	N Idaho	73 90	109	H Idaho St.	69 80	
									120	H Fresno St.	86 73	
									129	A Northern Colo.	53 63	
									129	H Northern Colo.	79 68	
									136	A Washington	59 81	
									148	A Montana St.	70 80	
									148	H Montana St.	76 72	
									182	A Eastern Wash.	76 81	
									182	H Eastern Wash.	62 64	
									187	A Montana	62 78	
									187	H Montana	82 65	
									214	H California Baptist	91 88	
									231	N SMU	48 55	
									265	A Sacramento St.	61 65	
									265	H Sacramento St.	71 69	
									265	N Sacramento St.	74 69	
									272	A Southern Utah	78 69	
									272	H Southern Utah	76 82	
									281	A Colorado St.	54 65	
									313	A Weber St.	75 64	
									313	H Weber St.	74 64	
									337	A Seattle U	65 58	
LAST 12 Division I GAMES:												
			265	N Sacramento St.	74 69	182	A Eastern Wash.	76 81				
			84	N Idaho	73 90	84	A Idaho	72 90				
			231	N SMU	48 55	265	H Sacramento St.	71 69				
			129	H Northern Colo.	79 68	106	H Portland St.	59 74				
			187	H Montana	82 65	313	A Weber St.	75 64				
			148	H Montana St.	76 72	109	A Idaho St.	81 77				

Non-Div I Games:

Northern Ariz.

■ Loss,
 ■ Non-Conf, S Site,
 ■ Home
 ■ Away
 N Neutral

Non-Conference Games				Through Games Of March 17, 2015						
Average RPI Win:	199	WON-LOST	WINNING	LAST 10	STRENGTH OF	OPP. STRENGTH	TEAM	ADJ.	CONF.	ADJ CONF.
Average RPI Loss:	174	RECORD	PCT. RANK	GAMES	SCHEDULE	OF SCHEDULE	RPI	RPI	RPI	RPI
DIV. I ONLY	21- 10	74	1- 1	279	123	129	129	16	16	
DIV. I NON-CONF.	5- 4	139	0- 0	293	54	160	160	12	12	
TOTALS	RPI 1-25	RPI 26-50	W-L RECORDS	RPI 51-100	RPI 101-999	RPI 150+				
21- 10	0- 0	0- 1	OVERALL	2- 1	19- 8	15- 6				
10- 3	0- 0	0- 0	HOME	1- 0	9- 3	7- 2				
10- 6	0- 0	0- 1	AWAY	1- 1	9- 4	7- 3				
1- 1	0- 0	0- 0	NEUTRAL	0- 0	1- 1	1- 1				
5- 4	0- 0	0- 1	NON-CONFERENCE	0- 1	5- 2	5- 2				
3- 0	0- 0	0- 0	HOME	0- 0	3- 0	3- 0				
2- 4	0- 0	0- 1	AWAY	0- 1	2- 2	2- 2				
0- 0	0- 0	0- 0	NEUTRAL	0- 0	0- 0	0- 0				
16- 6	0- 0	0- 0	CONFERENCE	2- 0	14- 6	10- 4				
7- 3	0- 0	0- 0	HOME	1- 0	6- 3	4- 2				
8- 2	0- 0	0- 0	AWAY	1- 0	7- 2	5- 1				
1- 1	0- 0	0- 0	NEUTRAL	0- 0	1- 1	1- 1				

[illegible]

Non-Div I Games:

Northern Colo.

■ Loss, ■ Non-Conf, S Site, H Home A Away N Neutral

RPI	S	Opponent	Score
313	H	Weber St.	54 55

Northern Colo.

N
o
r
t
h
e
r
n
C
o
l
o
.

N
o
r
t
h
e
r
n
C
o
l
o
.

Average RPI Win:	217	WON-LOST	WINNING	LAST 10	STRENGTH OF	OPP. STRENGTH	TEAM	ADJ.	CONF.	ADJ CONF.
Average RPI Loss:	76	RECORD	PCT. RANK	GAMES	SCHEDULE	OF SCHEDULE	RPI	RPI	RPI	RPI
DIV. I ONLY	19- 13	122	1- 0	155	95	126	126	8	8	
DIV. I NON-CONF.	8- 4	91	0- 0	288	139	149	149	9	9	
TOTALS	RPI 1-25	RPI 26-50	W-L RECORDS	RPI 51-100	RPI 101-999	RPI 150+				
19- 13	0- 2	1- 6	OVERALL	2- 2	16- 3	15- 3				
13- 3	0- 0	1- 2	HOME	2- 0	10- 1	9- 1				
4- 9	0- 2	0- 3	AWAY	0- 2	4- 2	4- 2				
2- 1	0- 0	0- 1	NEUTRAL	0- 0	2- 0	2- 0				
8- 4	0- 1	0- 1	NON-CONFERENCE	1- 0	7- 2	6- 2				
6- 0	0- 0	0- 0	HOME	1- 0	5- 0	4- 0				
0- 4	0- 1	0- 1	AWAY	0- 0	0- 2	0- 2				
2- 0	0- 0	0- 0	NEUTRAL	0- 0	2- 0	2- 0				
11- 9	0- 1	1- 5	CONFERENCE	1- 2	9- 1	9- 1				
7- 3	0- 0	1- 2	HOME	1- 0	5- 1	5- 1				
4- 5	0- 1	0- 2	AWAY	0- 2	4- 0	4- 0				
0- 1	0- 0	0- 1	NEUTRAL	0- 0	0- 0	0- 0				

RPI 1-25				RPI 26-50				RPI 51-100				RPI 101+				Team's RPI: 126
RPI	S	Opponent	Score	RPI	S	Opponent	Score	RPI	S	Opponent	Score	RPI	S	Opponent	Score	
11	A	Iowa St.	60 70	32	A	Central Mich.	52 76	83	A	Kent St.	78 87	141	H	Yale	89 80	
25	A	Buffalo	64 93	32	H	Central Mich.	66 89	86	A	Toledo	53 64	156	A	Southern Ill.	73 82	
				34	H	Ohio	53 69	86	H	Toledo	54 52	164	H	Akron	70 59	
				34	N	Ohio	56 72	87	H	UNI	70 59	187	A	Montana	70 86	
				45	A	Miami (OH)	45 70					197	A	Eastern Mich.	68 65	
				45	H	Miami (OH)	82 71					197	H	Eastern Mich.	70 60	
				48	A	Indiana	73 91					219	A	Bowling Green	66 52	
												219	H	Bowling Green	88 47	
												220	A	Ball St.	93 83	
												220	H	Ball St.	64 67	
												242	N	Western Ill.	86 61	
												244	N	Nevada	98 69	
												270	A	Western Mich.	74 71	
												270	H	Western Mich.	70 69	
												270	H	Western Mich.	77 64	
												283	H	Brown	109 102	
												295	H	Eastern Ill.	78 59	
												320	H	North Dakota St.	81 63	
												348	H	Chicago St.	114 52	
LAST 12 Division I GAMES:																
				270	H	Western Mich.	70 69					220	H	Ball St.	64 67	
				34	N	Ohio	56 72					86	A	Toledo	53 64	
				244	N	Nevada	98 69					197	H	Eastern Mich.	70 60	
				87	H	UNI	70 59					32	A	Central Mich.	52 76	
				11	A	Iowa St.	60 70					86	H	Toledo	54 52	
				270	A	Western Mich.	74 71					45	A	Miami (OH)	45 70	

Non-Div I Games:

Northern Ill.

■ Loss,
 ■ Non-Conf,
 ■ S Site,
 ■ H Home
 ■ A Away
 N Neutral

Average RPI Win:	271	WON-LOST	WINNING	LAST 10	STRENGTH OF	OPP. STRENGTH	TEAM	ADJ.	CONF.	ADJ CONF.
Average RPI Loss:	129	RECORD	PCT. RANK	GAMES	SCHEDULE	OF SCHEDULE	RPI	RPI	RPI	RPI
DIV. I ONLY	10- 18	250	0- 1	185	213	243	243	21	21	
DIV. I NON-CONF.	0- 9	336	0- 0	62	105	291	291	19	19	
TOTALS	RPI 1-25	RPI 26-50	W-L RECORDS	RPI 51-100	RPI 101-999	RPI 150+				
10- 18	0- 1	0- 1	OVERALL	0- 6	10- 10	8- 5				
7- 4	0- 0	0- 1	HOME	0- 2	7- 1	5- 0				
3- 11	0- 1	0- 0	AWAY	0- 3	3- 7	3- 3				
0- 3	0- 0	0- 0	NEUTRAL	0- 1	0- 2	0- 2				
0- 9	0- 1	0- 1	NON-CONFERENCE	0- 2	0- 5	0- 3				
0- 2	0- 0	0- 1	HOME	0- 0	0- 1	0- 0				
0- 4	0- 1	0- 0	AWAY	0- 1	0- 2	0- 1				
0- 3	0- 0	0- 0	NEUTRAL	0- 1	0- 2	0- 2				
10- 9	0- 0	0- 0	CONFERENCE	0- 4	10- 5	8- 2				
7- 2	0- 0	0- 0	HOME	0- 2	7- 0	5- 0				
3- 7	0- 0	0- 0	AWAY	0- 2	3- 5	3- 2				
0- 0	0- 0	0- 0	NEUTRAL	0- 0	0- 0	0- 0				

RPI 1-25				RPI 26-50				RPI 51-100				RPI 101+ Team's RPI: 243			
RPI	S	Opponent	Score	RPI	S	Opponent	Score	RPI	S	Opponent	Score	RPI	S	Opponent	Score
3	A	Louisville	59 92	47	H	Belmont	53 71	59	A	Wright St.	56 78	121	A	Providence	43 48
								59	H	Wright St.	55 61	122	A	Youngstown St.	66 77
								69	A	Green Bay	42 70	122	H	Youngstown St.	65 62
								69	H	Green Bay	61 81	132	H	Illinois St.	53 58
								83	A	Kent St.	61 62	135	A	IUPUI	44 60
								99	N	Pepperdine	46 51	135	A	IUPUI	48 70
												135	H	IUPUI	60 57
												164	N	Akron	60 77
												198	A	Milwaukee	38 59
												198	H	Milwaukee	55 54
												261	A	Austin Peay	48 52
												284	N	La Salle	56 74
												285	A	Cleveland St.	47 76
												285	H	Cleveland St.	74 55
												310	A	Oakland	74 63
												310	H	Oakland	72 50
												336	A	Detroit Mercy	81 63
												336	H	Detroit Mercy	68 56
												339	A	UIC	67 49
												339	H	UIC	78 44
LAST 12 Division I GAMES:															
135	A	IUPUI	44 60	198	A	Milwaukee	38 59								
336	A	Detroit Mercy	81 63	69	A	Green Bay	42 70								
310	A	Oakland	74 63	339	H	UIC	78 44								
285	H	Cleveland St.	74 55	135	H	IUPUI	60 57								
122	H	Youngstown St.	65 62	310	H	Oakland	72 50								
59	A	Wright St.	56 78	336	H	Detroit Mercy	68 56								

Non-Div I Games: Alderson Broadus 73 32

Northern Ky.

■ Loss,
 ■ Non-Conf,
 ■ S Site,
 ■ Home
 ■ Away
 N Neutral

Northwestern

Through Games Of March 17, 2019

Average RPI Win:	158	WON-LOST	WINNING	LAST 10	STRENGTH OF	OPP. STRENGTH	TEAM	ADJ.	CONF.	ADJ CONF.
Average RPI Loss:	67	RECORD	PCT. RANK	GAMES	SCHEDULE	OF SCHEDULE	RPI	RPI	RPI	RPI
DIV. I ONLY	16- 14	148	0- 1	87	47	116	116	4	4	
DIV. I NON-CONF.	7- 4	108	0- 0	229	40	155	155	6	6	
TOTALS	RPI 1-25	RPI 26-50	W-L RECORDS	RPI 51-100	RPI 101-999	RPI 150+				
16- 14	0- 4	3- 3	OVERALL	3- 3	10- 4	7- 1				
10- 5	0- 1	2- 0	HOME	1- 2	7- 2	4- 0				
5- 7	0- 3	1- 2	AWAY	2- 1	2- 1	2- 0				
1- 2	0- 0	0- 1	NEUTRAL	0- 0	1- 1	1- 1				
7- 4	0- 2	0- 0	NON-CONFERENCE	2- 0	5- 2	4- 1				
4- 2	0- 1	0- 0	HOME	1- 0	3- 1	2- 0				
2- 1	0- 1	0- 0	AWAY	1- 0	1- 0	1- 0				
1- 1	0- 0	0- 0	NEUTRAL	0- 0	1- 1	1- 1				
9- 10	0- 2	3- 3	CONFERENCE	1- 3	5- 2	3- 0				
6- 3	0- 0	2- 0	HOME	0- 2	4- 1	2- 0				
3- 6	0- 2	1- 2	AWAY	1- 1	1- 1	1- 0				
0- 1	0- 0	0- 1	NEUTRAL	0- 0	0- 0	0- 0				

RPI 1-25				RPI 26-50				RPI 51-100				RPI 101+ Team's RPI: 116			
RPI	S	Opponent	Score	RPI	S	Opponent	Score	RPI	S	Opponent	Score	RPI	S	Opponent	Score
7	A	Iowa	50 74	29	A	Rutgers	41 45	69	A	Green Bay	57 55	101	H	Ohio St.	76 59
12	H	Marquette	57 76	43	H	Michigan St.	70 62	79	H	Duke	84 58	108	A	Minnesota	64 73
14	A	Maryland	57 72	43	N	Michigan St.	52 68	89	A	Purdue	58 61	108	H	Minnesota	54 61
18	A	DePaul	60 76	46	A	Michigan	78 79	89	H	Purdue	54 57	113	H	UT Martin	90 64
				48	A	Indiana	75 69	94	A	Nebraska	58 54	128	H	Pittsburgh	49 52
				48	H	Indiana	69 49	94	H	Nebraska	64 71	145	H	Penn St.	78 63
												151	N	Kansas	57 66
												186	H	Wisconsin	72 46
												213	A	Florida	83 74
												225	A	Illinois	64 56
												225	H	Illinois	68 45
												257	N	Wichita St.	65 43
												339	H	UIC	87 44
												348	H	Chicago St.	97 35
LAST 12 Division I GAMES:															
		43	N	Michigan St.	52	68				145	H	Penn St.	78	63	
		151	N	Kansas	57	66				108	A	Minnesota	64	73	
		7	A	Iowa	50	74				14	A	Maryland	57	72	
		48	H	Indiana	69	49				101	H	Ohio St.	76	59	
		94	H	Nebraska	64	71				108	H	Minnesota	54	61	
		89	A	Purdue	58	61				225	A	Illinois	64	56	

Non-Div I Games:

Northwestern

■ Loss,
 ■ Non-Conf,
 ■ S Site,
 ■ H Home
 ■ A Away
 N Neutral

Average RPI Win:	318	WON-LOST	WINNING	LAST 10	STRENGTH OF	OPP. STRENGTH	TEAM	ADJ.	CONF.	ADJ CONF.
Average RPI Loss:	175	RECORD	PCT. RANK	GAMES	SCHEDULE	OF SCHEDULE	RPI	RPI	RPI	RPI
DIV. I ONLY	7- 18	284	0- 0	318	277	318	318	25	25	
DIV. I NON-CONF.	1- 6	318	0- 0	303	97	338	338	22	22	
TOTALS	RPI 1-25	RPI 26-50	W-L RECORDS	RPI 51-100	RPI 101-999	RPI 150+				
7- 18	0- 0	0- 1	OVERALL	0- 4	7- 13	7- 12				
5- 6	0- 0	0- 0	HOME	0- 2	5- 4	5- 3				
2- 12	0- 0	0- 1	AWAY	0- 2	2- 9	2- 9				
0- 0	0- 0	0- 0	NEUTRAL	0- 0	0- 0	0- 0				
1- 6	0- 0	0- 1	NON-CONFERENCE	0- 1	1- 4	1- 4				
1- 1	0- 0	0- 0	HOME	0- 0	1- 1	1- 1				
0- 5	0- 0	0- 1	AWAY	0- 1	0- 3	0- 3				
0- 0	0- 0	0- 0	NEUTRAL	0- 0	0- 0	0- 0				
6- 12	0- 0	0- 0	CONFERENCE	0- 3	6- 9	6- 8				
4- 5	0- 0	0- 0	HOME	0- 2	4- 3	4- 2				
2- 7	0- 0	0- 0	AWAY	0- 1	2- 6	2- 6				
0- 0	0- 0	0- 0	NEUTRAL	0- 0	0- 0	0- 0				

RPI 1-25				RPI 26-50				RPI 51-100				RPI 101+				Team's RPI: 318
RPI	S	Opponent	Score	RPI	S	Opponent	Score	RPI	S	Opponent	Score	RPI	S	Opponent	Score	
				28	A	Texas	66 104	62	H	Lamar University	70 94	124	H	Abilene Christian	63 72	
								67	A	Arkansas	53 98	153	A	Oklahoma	56 93	
								78	A	SFA	56 84	157	A	Alabama	73 87	
								78	H	SFA	67 87	166	A	Nicholls St.	86 97	
												166	H	Nicholls St.	67 89	
												183	A	Sam Houston St.	55 66	
												196	A	Southern Miss.	54 69	
												234	A	A&M-Corpus Christi	55 79	
												277	A	Central Ark.	52 74	
												277	H	Central Ark.	78 74	
												288	A	New Orleans	73 84	
												288	H	New Orleans	62 67	
												300	H	La.-Monroe	55 63	
												308	A	Incarinate Word	91 100	
												312	A	McNeese	89 73	
												312	H	McNeese	82 63	
												321	A	Southeastern La.	60 56	
												321	H	Southeastern La.	58 47	
												332	H	Houston Baptist	63 46	
												350	H	Alcorn	78 65	
LAST 12 Division I GAMES:																
				277	H	Central Ark.	78 74	62	H	Lamar University	70 94					
				166	H	Nicholls St.	67 89	312	A	McNeese	89 73					
				321	A	Southeastern La.	60 56	288	A	New Orleans	73 84					
				308	A	Incarinate Word	91 100	277	A	Central Ark.	52 74					
				332	H	Houston Baptist	63 46	288	H	New Orleans	62 67					
				78	H	SFA	67 87	321	H	Southeastern La.	58 47					

Non-Div I Games: Loyola (LA) 71 66 Central Baptist 82 56 LeTourneau 100 40 Centenary (LA) 94 51 Northwestern St.

Notre Dame

Through Games Of March 17, 2019

Average RPI Win:	65	WON-LOST	WINNING	LAST 10	STRENGTH OF	OPP. STRENGTH	TEAM	ADJ.	CONF.	ADJ CONF.
Average RPI Loss:	21	RECORD	PCT. RANK	GAMES	SCHEDULE	OF SCHEDULE	RPI	RPI	RPI	RPI
DIV. I ONLY	30- 3	4	1- 0	1	1	1	1	1	1	1
DIV. I NON-CONF.	13- 1	9	0- 0	1	7	1	1	1	1	1
TOTALS	RPI 1-25	RPI 26-50	W-L RECORDS	RPI 51-100	RPI 101-999	RPI 150+				
30- 3	12- 2	1- 1	OVERALL	11- 0	6- 0	1- 0				
14- 1	3- 1	0- 0	HOME	6- 0	5- 0	1- 0				
10- 2	4- 1	0- 1	AWAY	5- 0	1- 0	0- 0				
6- 0	5- 0	1- 0	NEUTRAL	0- 0	0- 0	0- 0				
13- 1	6- 1	0- 0	NON-CONFERENCE	5- 0	2- 0	1- 0				
6- 1	1- 1	0- 0	HOME	3- 0	2- 0	1- 0				
4- 0	2- 0	0- 0	AWAY	2- 0	0- 0	0- 0				
3- 0	3- 0	0- 0	NEUTRAL	0- 0	0- 0	0- 0				
17- 2	6- 1	1- 1	CONFERENCE	6- 0	4- 0	0- 0				
8- 0	2- 0	0- 0	HOME	3- 0	3- 0	0- 0				
6- 2	2- 1	0- 1	AWAY	3- 0	1- 0	0- 0				
3- 0	2- 0	1- 0	NEUTRAL	0- 0	0- 0	0- 0				

RPI S	Opponent	Score	RPI S	Opponent	Score	RPI S	Opponent	Score	RPI S	Opponent	Score
3	H Louisville	82 68	38	A North Carolina	73 78	51	A Clemson	101 63	127	H Lehigh	95 68
3	N Louisville	99 79	38	N North Carolina	95 77	57	H Penn	75 55	128	H Pittsburgh	100 44
6	H UConn	71 89				60	A Tennessee	77 62	134	A Boston College	97 47
7	H Iowa	105 71				68	A Georgia Tech	76 55	134	H Boston College	92 63
9	A NC State	95 72				68	H Georgia Tech	90 50	147	H Wake Forest	78 48
10	A Syracuse	98 68				73	A Virginia Tech	80 51	255	H Binghamton	103 53
10	N Syracuse	91 66				79	H Duke	89 61			
12	A Marquette	87 63				86	A Toledo	72 56			
13	N Gonzaga	81 65				90	H Harvard	103 58			
18	A DePaul	101 77				95	H Western Ky.	94 53			
19	A Miami (FL)	65 72				97	H Virginia	103 66			
20	N Drake	82 64									
21	H Florida St.	97 70									
24	N Oregon St.	91 81									
LAST 12 Division I GAMES:											
	38 N North Carolina	95 77		10 A Syracuse	98 68						
	3 N Louisville	99 79		79 H Duke	89 61						
	10 N Syracuse	91 66		9 A NC State	95 72						
	24 N Oregon St.	91 81		134 A Boston College	97 47						
	20 N Drake	82 64		21 H Florida St.	97 70						
	97 H Virginia	103 66		19 A Miami (FL)	65 72						

Non-Div I Games:

Notre Dame

Loss, Non-Conf, S Site, H Home A Away N Neutral

Average RPI Win: 324	WON-LOST	WINNING	LAST 10	STRENGTH OF	OPP. STRENGTH	TEAM	ADJ.	CONF.	ADJ CONF.
Average RPI Loss: 138	RECORD	PCT. RANK	GAMES	SCHEDULE	OF SCHEDULE	RPI	RPI	RPI	RPI
DIV. I ONLY	4- 24	338	0- 1	147	209	310	310	21	21
DIV. I NON-CONF.	1- 8	322	0- 0	40	85	248	248	19	19
TOTALS	RPI 1-25	RPI 26-50	W-L RECORDS	RPI 51-100	RPI 101-999	RPI 150+			
4- 24	0- 0	0- 4	OVERALL	0- 6	4- 14	4- 9			
3- 10	0- 0	0- 3	HOME	0- 2	3- 5	3- 3			
1- 13	0- 0	0- 1	AWAY	0- 4	1- 8	1- 5			
0- 1	0- 0	0- 0	NEUTRAL	0- 0	0- 1	0- 1			
1- 8	0- 0	0- 4	NON-CONFERENCE	0- 1	1- 3	1- 2			
1- 3	0- 0	0- 3	HOME	0- 0	1- 0	1- 0			
0- 4	0- 0	0- 1	AWAY	0- 1	0- 2	0- 1			
0- 1	0- 0	0- 0	NEUTRAL	0- 0	0- 1	0- 1			
3- 16	0- 0	0- 0	CONFERENCE	0- 5	3- 11	3- 7			
2- 7	0- 0	0- 0	HOME	0- 2	2- 5	2- 3			
1- 9	0- 0	0- 0	AWAY	0- 3	1- 6	1- 4			
0- 0	0- 0	0- 0	NEUTRAL	0- 0	0- 0	0- 0			

RPI S	Opponent	Score	RPI S	Opponent	Score	RPI S	Opponent	Score	RPI S	Opponent	Score	Team's RPI: 310
32	A Central Mich.	61 104	59	A Wright St.	58 69	122	A Youngstown St.	61 76				
43	H Michigan St.	58 102	59	A Wright St.	60 83	122	H Youngstown St.	55 69				
46	H Michigan	59 85	59	H Wright St.	64 73	132	A Illinois St.	56 62				
48	H Indiana	32 59	69	A Green Bay	32 72	135	A IUPUI	53 82				
			69	H Green Bay	53 77	135	H IUPUI	70 76				
			83	A Kent St.	65 75	154	A Bradley	64 73				
						164	N Akron	65 85				
						198	A Milwaukee	53 83				
						198	H Milwaukee	52 79				
						243	A Northern Ky.	50 72				
						243	H Northern Ky.	63 74				
						285	A Cleveland St.	90 98				
						285	H Cleveland St.	62 64				
						286	H Canisius	71 60				
						336	A Detroit Mercy	76 65				
						336	H Detroit Mercy	74 67				
						339	A UIC	65 69				
						339	H UIC	74 57				
LAST 12 Division I GAMES:												
59	A Wright St.	60 83	135	H IUPUI	70 76							
59	H Wright St.	64 73	336	A Detroit Mercy	76 65							
243	H Northern Ky.	63 74	285	A Cleveland St.	90 98							
198	A Milwaukee	53 83	122	A Youngstown St.	61 76							
69	A Green Bay	32 72	243	A Northern Ky.	50 72							
339	H UIC	74 57	59	A Wright St.	58 69							

Non-Div I Games: Grace Bible (MI) 94 48 Rochester College 64 46

Oakland

■ Loss,
■ Non-Conf,
■ S Site,
■ Home
■ A Away
N Neutral

Average RPI Win:	165	WON-LOST	WINNING	LAST 10	STRENGTH OF	OPP. STRENGTH	TEAM	ADJ.	CONF.	ADJ CONF.
Average RPI Loss:	43	RECORD	PCT. RANK	GAMES	SCHEDULE	OF SCHEDULE	RPI	RPI	RPI	RPI
DIV. I ONLY	27- 5	14	2- 1	98	87	34	34	8	8	
DIV. I NON-CONF.	11- 0	1	0- 0	276	190	44	44	9	9	
TOTALS	RPI 1-25	RPI 26-50	W-L RECORDS	RPI 51-100	RPI 101-999	RPI 150+				
27- 5	1- 2	3- 2	OVERALL	5- 1	18- 0	14- 0				
12- 3	0- 1	0- 2	HOME	2- 0	10- 0	9- 0				
11- 1	1- 0	2- 0	AWAY	2- 1	6- 0	4- 0				
4- 1	0- 1	1- 0	NEUTRAL	1- 0	2- 0	1- 0				
11- 0	0- 0	0- 0	NON-CONFERENCE	3- 0	8- 0	6- 0				
6- 0	0- 0	0- 0	HOME	1- 0	5- 0	4- 0				
3- 0	0- 0	0- 0	AWAY	1- 0	2- 0	1- 0				
2- 0	0- 0	0- 0	NEUTRAL	1- 0	1- 0	1- 0				
16- 5	1- 2	3- 2	CONFERENCE	2- 1	10- 0	8- 0				
6- 3	0- 1	0- 2	HOME	1- 0	5- 0	5- 0				
8- 1	1- 0	2- 0	AWAY	1- 1	4- 0	3- 0				
2- 1	0- 1	1- 0	NEUTRAL	0- 0	1- 0	0- 0				

RPI 1-25				RPI 26-50				Team's RPI: 34	RPI 51-100				RPI 101+			
RPI	S	Opponent	Score	RPI	S	Opponent	Score		RPI	S	Opponent	Score	RPI	S	Opponent	Score
25	A	Buffalo	74 71	32	A	Central Mich.	78 75		62	N	Lamar University	87 62	123	H	UNCW	95 72
25	H	Buffalo	43 73	32	H	Central Mich.	70 88		71	A	American	77 67	126	A	Northern Ill.	69 53
25	N	Buffalo	61 77	45	A	Miami (OH)	70 66		83	A	Kent St.	69 67	126	N	Northern Ill.	72 56
				45	H	Miami (OH)	61 67		83	H	Kent St.	83 81	135	A	IUPUI	73 66
				45	N	Miami (OH)	74 48		86	A	Toledo	50 76	164	A	Akron	81 71
									89	H	Purdue	80 73	164	H	Akron	92 70
													197	H	Eastern Mich.	85 44
													219	A	Bowling Green	82 79
													219	H	Bowling Green	76 68
													220	A	Ball St.	90 75
													220	H	Ball St.	94 62
													255	H	Binghamton	86 49
													262	N	St. Bonaventure	70 53
													270	H	Western Mich.	70 56
													275	A	Richmond	109 58
													285	H	Cleveland St.	72 54
													314	H	Coppin St.	87 62
													333	H	Eastern Ky.	100 60
LAST 12 Division I GAMES:																
126	N	Northern Ill.	72 56	25	H	Buffalo	43 73									
45	N	Miami (OH)	74 48	83	A	Kent St.	69 67									
25	N	Buffalo	61 77	270	H	Western Mich.	70 56									
219	H	Bowling Green	76 68	86	A	Toledo	50 76									
45	A	Miami (OH)	70 66	32	A	Central Mich.	78 75									
164	A	Akron	81 71	164	H	Akron	92 70									

Non-Div I Games:

Ohio

Average RPI Win:	130	WON-LOST	WINNING	LAST 10	STRENGTH OF	OPP. STRENGTH	TEAM	ADJ.	CONF.	ADJ CONF.
Average RPI Loss:	71	RECORD	PCT. RANK	GAMES	SCHEDULE	OF SCHEDULE	RPI	RPI	RPI	RPI
DIV. I ONLY	14- 14	167	0- 1	40	33	101	101	4	4	
DIV. I NON-CONF.	4- 5	190	0- 0	125	13	183	183	6	6	
TOTALS	RPI 1-25	RPI 26-50	W-L RECORDS	RPI 51-100	RPI 101-999	RPI 150+				
14- 14	0- 4	5- 2	OVERALL	1- 4	8- 4	5- 1				
9- 5	0- 2	3- 1	HOME	1- 1	5- 1	4- 0				
5- 6	0- 2	2- 1	AWAY	0- 1	3- 2	1- 0				
0- 3	0- 0	0- 0	NEUTRAL	0- 2	0- 1	0- 1				
4- 5	0- 1	1- 0	NON-CONFERENCE	1- 2	2- 2	2- 0				
4- 1	0- 0	1- 0	HOME	1- 0	2- 1	2- 0				
0- 2	0- 1	0- 0	AWAY	0- 0	0- 1	0- 0				
0- 2	0- 0	0- 0	NEUTRAL	0- 2	0- 0	0- 0				
10- 9	0- 3	4- 2	CONFERENCE	0- 2	6- 2	3- 1				
5- 4	0- 2	2- 1	HOME	0- 1	3- 0	2- 0				
5- 4	0- 1	2- 1	AWAY	0- 1	3- 1	1- 0				
0- 1	0- 0	0- 0	NEUTRAL	0- 0	0- 1	0- 1				

RPI 1-25				RPI 26-50				RPI 51-100				RPI 101+ Team's RPI: 101			
RPI	S	Opponent	Score	RPI	S	Opponent	Score	RPI	S	Opponent	Score	RPI	S	Opponent	Score
6	A	UConn	53 85	29	A	Rutgers	59 39	73	N	Virginia Tech	73 81	108	A	Minnesota	65 55
7	H	Iowa	52 78	29	H	Rutgers	56 66	74	N	Butler	53 66	115	H	South Fla.	47 71
14	A	Maryland	69 75	38	H	North Carolina	76 69	77	H	Cincinnati	69 56	116	A	Northwestern	59 76
14	H	Maryland	57 70	43	A	Michigan St.	77 70	89	A	Purdue	42 60	136	A	Washington	59 69
				43	H	Michigan St.	65 55	94	H	Nebraska	69 78	145	A	Penn St.	76 71
				46	A	Michigan	58 62					145	H	Penn St.	78 73
				48	H	Indiana	55 50					186	A	Wisconsin	61 50
												186	H	Wisconsin	70 68
												186	N	Wisconsin	63 73
												213	H	Florida	46 41
												225	H	Illinois	78 70
												336	H	Detroit Mercy	55 41
LAST 12 Division I GAMES:															
186	N	Wisconsin	63 73	7	H	Iowa	52 78								
29	H	Rutgers	56 66	145	H	Penn St.	78 73								
186	A	Wisconsin	61 50	116	A	Northwestern	59 76								
43	A	Michigan St.	77 70	225	H	Illinois	78 70								
186	H	Wisconsin	70 68	108	A	Minnesota	65 55								
29	A	Rutgers	59 39	14	H	Maryland	57 70								

Non-Div I Games:

Ohio St.

■ Loss,
■ Non-Conf,
■ S Site,
■ H Home
■ A Away
N Neutral

Average RPI Win: 179	WON-LOST	WINNING	LAST 10	STRENGTH OF	OPP. STRENGTH	TEAM	ADJ.	CONF.	ADJ CONF.
Average RPI Loss: 60	RECORD	PCT. RANK	GAMES	SCHEDULE	OF SCHEDULE	RPI	RPI	RPI	RPI
DIV. I ONLY	8- 22	290	0- 1	15	23	153	153	3	3
DIV. I NON-CONF.	4- 7	228	0- 0	28	60	147	147	3	3
TOTALS	RPI 1-25	RPI 26-50	W-L RECORDS	RPI 51-100	RPI 101-999	RPI 150+			
8- 22	0- 6	0- 5	OVERALL	2- 6	6- 5	4- 1			
6- 8	0- 4	0- 2	HOME	1- 2	5- 0	3- 0			
2- 11	0- 2	0- 3	AWAY	1- 2	1- 4	1- 1			
0- 3	0- 0	0- 0	NEUTRAL	0- 2	0- 1	0- 0			
4- 7	0- 2	0- 1	NON-CONFERENCE	1- 3	3- 1	3- 0			
3- 2	0- 2	0- 0	HOME	1- 0	2- 0	2- 0			
1- 3	0- 0	0- 1	AWAY	0- 1	1- 1	1- 0			
0- 2	0- 0	0- 0	NEUTRAL	0- 2	0- 0	0- 0			
4- 15	0- 4	0- 4	CONFERENCE	1- 3	3- 4	1- 1			
3- 6	0- 2	0- 2	HOME	0- 2	3- 0	1- 0			
1- 8	0- 2	0- 2	AWAY	1- 1	0- 3	0- 1			
0- 1	0- 0	0- 0	NEUTRAL	0- 0	0- 1	0- 0			

RPI 1-25				RPI 26-50				RPI 51-100				RPI 101+ Team's RPI: 153			
RPI	S	Opponent	Score	RPI	S	Opponent	Score	RPI	S	Opponent	Score	RPI	S	Opponent	Score
2	A	Baylor	53 87	28	A	Texas	63 73	51	N	Clemson	62 74	115	A	South Fla.	70 87
2	H	Baylor	53 74	28	H	Texas	67 76	55	A	New Mexico	80 84	140	A	Texas Tech	82 88
6	H	UConn	63 72	33	A	Kansas St.	56 86	58	A	TCU	71 86	140	H	Texas Tech	66 61
11	A	Iowa St.	78 104	33	H	Kansas St.	75 83	58	H	TCU	63 76	140	N	Texas Tech	84 104
11	H	Iowa St.	70 91	50	A	Auburn	79 95	80	A	West Virginia	80 69	143	A	Oklahoma St.	74 84
18	H	DePaul	76 87					80	H	West Virginia	55 66	143	H	Oklahoma St.	75 66
								95	H	Western Ky.	90 83	151	A	Kansas	79 88
								100	N	UAB	84 89	151	H	Kansas	78 67
												231	A	SMU	77 61
												277	H	Central Ark.	65 52
												318	H	Northwestern St.	93 56
LAST 12 Division I GAMES:															
140	N	Texas Tech	84 104	11	H	Iowa St.	70 91	2	A	Baylor	53 87	151	H	Kansas	78 67
51	N	Clemson	62 74	33	H	Kansas St.	75 83	143	A	Oklahoma St.	74 84	28	H	Texas	67 76
140	A	Texas Tech	82 88	80	A	West Virginia	80 69								
58	H	TCU	63 76												
143	H	Oklahoma St.	75 66												

Non-Div I Games:

Oklahoma

■ Loss,
■ Non-Conf,
■ S Site,
■ H Home
■ A Away
N Neutral

Average RPI Win:	186	WON-LOST	WINNING	LAST 10	STRENGTH OF	OPP. STRENGTH	TEAM	ADJ.	CONF.	ADJ CONF.
Average RPI Loss:	57	RECORD	PCT. RANK	GAMES	SCHEDULE	OF SCHEDULE	RPI	RPI	RPI	RPI
DIV. I ONLY	14- 16	191	0- 1	67	37	143	143	3	3	
DIV. I NON-CONF.	9- 2	43	0- 0	218	206	97	97	3	3	
TOTALS	RPI 1-25	RPI 26-50	W-L RECORDS	RPI 51-100	RPI 101-999	RPI 150+				
14- 16	0- 4	0- 5	OVERALL	1- 4	13- 3	12- 2				
12- 6	0- 2	0- 2	HOME	1- 2	11- 0	10- 0				
2- 9	0- 2	0- 3	AWAY	0- 2	2- 2	2- 1				
0- 1	0- 0	0- 0	NEUTRAL	0- 0	0- 1	0- 1				
9- 2	0- 0	0- 1	NON-CONFERENCE	0- 1	9- 0	9- 0				
8- 1	0- 0	0- 0	HOME	0- 1	8- 0	8- 0				
1- 1	0- 0	0- 1	AWAY	0- 0	1- 0	1- 0				
0- 0	0- 0	0- 0	NEUTRAL	0- 0	0- 0	0- 0				
5- 14	0- 4	0- 4	CONFERENCE	1- 3	4- 3	3- 2				
4- 5	0- 2	0- 2	HOME	1- 1	3- 0	2- 0				
1- 8	0- 2	0- 2	AWAY	0- 2	1- 2	1- 1				
0- 1	0- 0	0- 0	NEUTRAL	0- 0	0- 1	0- 1				

RPI 1-25				RPI 26-50				RPI 51-100				RPI 101+ Team's RPI: 143			
RPI	S	Opponent	Score	RPI	S	Opponent	Score	RPI	S	Opponent	Score	RPI	S	Opponent	Score
2	A	Baylor	44 76	28	A	Texas	51 60	58	A	TCU	55 69	140	A	Texas Tech	78 90
2	H	Baylor	58 66	28	H	Texas	55 61	58	H	TCU	75 71	140	H	Texas Tech	65 57
11	A	Iowa St.	67 89	33	A	Kansas St.	48 59	60	H	Tennessee	63 76	151	A	Kansas	72 62
11	H	Iowa St.	71 84	33	H	Kansas St.	58 68	80	A	West Virginia	58 67	151	H	Kansas	72 52
				35	A	UCLA	59 71	80	H	West Virginia	54 77	151	N	Kansas	66 76
												153	A	Oklahoma	66 75
												153	H	Oklahoma	84 74
												159	H	UC Riverside	76 51
												160	H	Oral Roberts	89 69
												162	H	Texas St.	66 55
												188	H	Prairie View	70 50
												190	H	Arkansas St.	62 60
												207	H	Grambling	86 40
												257	A	Wichita St.	60 47
												290	H	Samford	82 62
												332	H	Houston Baptist	77 44
LAST 12 Division I GAMES:															
151	N	Kansas	66 76	11	A	Iowa St.	67 89								
33	H	Kansas St.	58 68	28	H	Texas	55 61								
2	A	Baylor	44 76	140	A	Texas Tech	78 90								
153	A	Oklahoma	66 75	153	H	Oklahoma	84 74								
151	H	Kansas	72 52	58	A	TCU	55 69								
80	H	West Virginia	54 77	2	H	Baylor	58 66								

Non-Div I Games:

Oklahoma St.

Average RPI Win:	220	WON-LOST	WINNING	LAST 10	STRENGTH OF	OPP. STRENGTH	TEAM	ADJ.	CONF.	ADJ CONF.
Average RPI Loss:	91	RECORD	PCT. RANK	GAMES	SCHEDULE	OF SCHEDULE	RPI	RPI	RPI	RPI
DIV. I ONLY	21- 10	74	1- 1	189	131	110	110	14	14	
DIV. I NON-CONF.	10- 3	59	0- 0	132	163	60	60	17	17	
TOTALS	RPI 1-25	RPI 26-50	W-L RECORDS	RPI 51-100	RPI 101-999	RPI 150+				
21- 10	0- 1	0- 2	OVERALL	3- 4	18- 3	17- 1				
11- 3	0- 0	0- 0	HOME	2- 2	9- 1	9- 0				
7- 5	0- 1	0- 1	AWAY	1- 1	6- 2	6- 1				
3- 2	0- 0	0- 1	NEUTRAL	0- 1	3- 0	2- 0				
10- 3	0- 1	0- 1	NON-CONFERENCE	2- 1	8- 0	7- 0				
5- 1	0- 0	0- 0	HOME	1- 1	4- 0	4- 0				
3- 1	0- 1	0- 0	AWAY	1- 0	2- 0	2- 0				
2- 1	0- 0	0- 1	NEUTRAL	0- 0	2- 0	1- 0				
11- 7	0- 0	0- 1	CONFERENCE	1- 3	10- 3	10- 1				
6- 2	0- 0	0- 0	HOME	1- 1	5- 1	5- 0				
4- 4	0- 0	0- 1	AWAY	0- 1	4- 2	4- 1				
1- 1	0- 0	0- 0	NEUTRAL	0- 1	1- 0	1- 0				

RPI 1-25				RPI 26-50				RPI 51-100				RPI 101+ Team's RPI: 110			
RPI	S	Opponent	Score	RPI	S	Opponent	Score	RPI	S	Opponent	Score	RPI	S	Opponent	Score
9	A	NC State	56 85	31	A	Rice	42 48	66	H	Middle Tenn.	70 65	105	A	Charlotte	59 69
				49	N	Saint Mary's (CA)	65 83	77	A	Cincinnati	76 72	105	H	Charlotte	53 60
								91	H	VCU	60 57	146	N	Tennessee Tech	80 73
								95	A	Western Ky.	60 75	161	H	William & Mary	83 69
								95	N	Western Ky.	60 74	170	A	Tulane	56 48
								97	H	Virginia	67 73	172	A	Louisiana Tech	70 59
								100	H	UAB	61 69	176	A	North Texas	72 71
												194	A	Campbell	83 59
												196	A	Southern Miss.	53 50
												222	A	Marshall	48 57
												222	H	Marshall	79 53
												233	N	Jacksonville	78 76
												251	H	Norfolk St.	69 53
												258	H	UTEP	78 59
												302	H	UTSA	72 47
												307	A	Fla. Atlantic	68 64
												307	H	Fla. Atlantic	87 53
												307	N	Fla. Atlantic	60 32
												314	H	Coppin St.	81 51
												322	H	FIU	95 68
												338	H	Longwood	69 48
LAST 12 Division I GAMES:															
		307 N Fla. Atlantic	60 32			105 H Charlotte	53 60								
		95 N Western Ky.	60 74			105 A Charlotte	59 69								
		338 H Longwood	69 48			66 H Middle Tenn.	70 65								
		49 N Saint Mary's (CA)	65 83			100 H UAB	61 69								
		307 A Fla. Atlantic	68 64			31 A Rice	42 48								
		222 H Marshall	79 53			176 A North Texas	72 71								

Non-Div I Games:

Old Dominion

■ Loss,
 ■ Non-Conf,
 ■ S Site,
 ■ H Home
 ■ A Away
 N Neutral

Average RPI Win:	220	WON-LOST	WINNING	LAST 10	STRENGTH OF	OPP. STRENGTH	TEAM	ADJ.	CONF.	ADJ CONF.
Average RPI Loss:	90	RECORD	PCT. RANK	GAMES	SCHEDULE	OF SCHEDULE	RPI	RPI	RPI	RPI
DIV. I ONLY	9- 22	279	0- 1	88	75	239	239	5	5	
DIV. I NON-CONF.	6- 8	199	0- 0	161	219	255	255	5	5	
TOTALS	RPI 1-25	RPI 26-50	W-L RECORDS	RPI 51-100	RPI 101-999	RPI 150+				
9- 22	1- 5	0- 2	OVERALL	0- 7	8- 8	8- 5				
8- 10	0- 2	0- 1	HOME	0- 5	8- 2	8- 1				
1- 8	1- 2	0- 1	AWAY	0- 1	0- 4	0- 3				
0- 4	0- 1	0- 0	NEUTRAL	0- 1	0- 2	0- 1				
6- 8	0- 1	0- 0	NON-CONFERENCE	0- 3	6- 4	6- 2				
6- 4	0- 0	0- 0	HOME	0- 2	6- 2	6- 1				
0- 1	0- 0	0- 0	AWAY	0- 0	0- 1	0- 1				
0- 3	0- 1	0- 0	NEUTRAL	0- 1	0- 1	0- 0				
3- 14	1- 4	0- 2	CONFERENCE	0- 4	2- 4	2- 3				
2- 6	0- 2	0- 1	HOME	0- 3	2- 0	2- 0				
1- 7	1- 2	0- 1	AWAY	0- 1	0- 3	0- 2				
0- 1	0- 0	0- 0	NEUTRAL	0- 0	0- 1	0- 1				

RPI 1-25				RPI 26-50				RPI 51-100				RPI 101+ Team's RPI: 239			
RPI	S	Opponent	Score	RPI	S	Opponent	Score	RPI	S	Opponent	Score	RPI	S	Opponent	Score
6	N	UConn	50 90	30	A	Missouri	55 78	58	H	TCU	50 55	112	A	Georgia	56 78
8	A	Mississippi St.	49 80	50	H	Auburn	51 64	60	H	Tennessee	56 81	117	N	St. John's (NY)	59 64
8	H	Mississippi St.	66 80					67	A	Arkansas	61 73	135	H	IUPUI	58 66
16	H	Texas A&M	60 72					67	H	Arkansas	55 85	157	A	Alabama	43 46
17	A	South Carolina	42 76					85	H	LSU	41 55	165	H	Temple	62 55
22	A	Kentucky	55 49					89	N	Purdue	59 70	172	A	Louisiana Tech	71 80
								92	H	Troy	54 71	209	A	Vanderbilt	68 80
												209	H	Vanderbilt	65 60
												213	H	Florida	76 66
												213	N	Florida	57 64
												217	H	Jacksonville St.	49 60
												235	H	North Florida	82 69
												251	H	Norfolk St.	60 42
												269	H	Louisiana	79 57
												270	H	Western Mich.	69 66
												345	H	Savannah St.	74 51
LAST 12 Division I GAMES:															
213	N	Florida	57 64	209	H	Vanderbilt	65 60								
60	H	Tennessee	56 81	17	A	South Carolina	42 76								
157	A	Alabama	43 46	16	H	Texas A&M	60 72								
67	A	Arkansas	61 73	50	H	Auburn	51 64								
8	H	Mississippi St.	66 80	8	A	Mississippi St.	49 80								
112	A	Georgia	56 78	209	A	Vanderbilt	68 80								

Non-Div I Games:

Ole Miss

■ Loss,
 ■ Non-Conf, S Site,
 ■ Home
 ■ Away
 N Neutral

Average RPI Win:	326	WON-LOST	WINNING	LAST 10	STRENGTH OF	OPP. STRENGTH	TEAM	ADJ.	CONF.	ADJ CONF.
Average RPI Loss:	154	RECORD	PCT. RANK	GAMES	SCHEDULE	OF SCHEDULE	RPI	RPI	RPI	RPI
DIV. I ONLY	6- 21	310	1- 0	282	233	326	326	19	19	
DIV. I NON-CONF.	4- 7	228	1- 0	278	263	279	279	18	18	
TOTALS	RPI 1-25	RPI 26-50	W-L RECORDS	RPI 51-100	RPI 101-999	RPI 150+				
6- 21	0- 0	0- 5	OVERALL	0- 2	6- 14	6- 12				
4- 8	0- 0	0- 2	HOME	0- 0	4- 6	4- 5				
1- 12	0- 0	0- 3	AWAY	0- 2	1- 7	1- 6				
1- 1	0- 0	0- 0	NEUTRAL	0- 0	1- 1	1- 1				
4- 7	0- 0	0- 1	NON-CONFERENCE	0- 2	4- 4	4- 2				
2- 2	0- 0	0- 0	HOME	0- 0	2- 2	2- 1				
1- 4	0- 0	0- 1	AWAY	0- 2	1- 1	1- 0				
1- 1	0- 0	0- 0	NEUTRAL	0- 0	1- 1	1- 1				
2- 14	0- 0	0- 4	CONFERENCE	0- 0	2- 10	2- 10				
2- 6	0- 0	0- 2	HOME	0- 0	2- 4	2- 4				
0- 8	0- 0	0- 2	AWAY	0- 0	0- 6	0- 6				
0- 0	0- 0	0- 0	NEUTRAL	0- 0	0- 0	0- 0				

RPI S	Opponent	Score	RPI S	Opponent	Score	RPI S	Opponent	Score	RPI S	Opponent	Score	Team's RPI: 326
27	A South Dakota St.	47 81	27	H South Dakota St.	38 82	87	A UNI	50 79	148	A Montana St.	56 59	
33	A Kansas St.	46 61	40	A South Dakota	33 78	93	A Creighton	51 66	149	H CSUN	52 64	
40	A South Dakota	33 78	40	H South Dakota	49 80				154	H Bradley	60 80	
									160	A Oral Roberts	64 65	
									160	H Oral Roberts	56 71	
									167	A Denver	76 82	
									167	H Denver	68 95	
									194	N Campbell	52 65	
									224	A North Dakota	57 68	
									224	H North Dakota	68 69	
									242	A Western Ill.	70 78	
									242	H Western Ill.	67 79	
									276	H CSU Bakersfield	53 46	
									320	A North Dakota St.	48 55	
									320	H North Dakota St.	78 61	
									334	A Purdue Fort Wayne	48 56	
									334	H Purdue Fort Wayne	70 61	
									336	A Detroit Mercy	51 42	
									343	H USC Upstate	96 69	
									346	N Florida A&M	57 50	
LAST 12 Division I GAMES:												
346	N Florida A&M	57 50	242	H Western Ill.	67 79							
167	A Denver	76 82	40	A South Dakota	33 78							
160	A Oral Roberts	64 65	224	H North Dakota	68 69							
320	A North Dakota St.	48 55	27	A South Dakota St.	47 81							
334	H Purdue Fort Wayne	70 61	334	A Purdue Fort Wayne	48 56							
27	H South Dakota St.	38 82	40	H South Dakota	49 80							

Non-Div I Games: Peru St. 91 44 Graceland (IA) 81 39

Omaha

Loss, Non-Conf, S Site, H Home A Away N Neutral

Overall Record				Through Games Of March 17, 1913						
Average RPI Win:	266	WON-LOST	WINNING	LAST 10	STRENGTH OF	OPP. STRENGTH	TEAM	ADJ.	CONF.	ADJ CONF.
Average RPI Loss:	89	RECORD	PCT. RANK	GAMES	SCHEDULE	OF SCHEDULE	RPI	RPI	RPI	RPI
DIV. I ONLY	16- 13	142	0- 1	223	158	160	160	19	19	
DIV. I NON-CONF.	5- 6	177	0- 0	199	74	171	171	18	18	

TOTALS	RPI 1-25	RPI 26-50		W-L RECORDS		RPI 51-100	RPI 101-999	RPI 150+		
16- 13	0- 1	0- 5		OVERALL		0- 2	16- 5	16- 4		
7- 5	0- 0	0- 2		HOME		0- 1	7- 2	7- 2		
8- 7	0- 1	0- 2		AWAY		0- 1	8- 3	8- 2		
1- 1	0- 0	0- 1		NEUTRAL		0- 0	1- 0	1- 0		
5- 6	0- 1	0- 0		NON-CONFERENCE		0- 2	5- 3	5- 2		
2- 2	0- 0	0- 0		HOME		0- 1	2- 1	2- 1		
3- 4	0- 1	0- 0		AWAY		0- 1	3- 2	3- 1		
0- 0	0- 0	0- 0		NEUTRAL		0- 0	0- 0	0- 0		
11- 7	0- 0	0- 5		CONFERENCE		0- 0	11- 2	11- 2		
5- 3	0- 0	0- 2		HOME		0- 0	5- 1	5- 1		
5- 3	0- 0	0- 2		AWAY		0- 0	5- 1	5- 1		
1- 1	0- 0	0- 1		NEUTRAL		0- 0	1- 0	1- 0		

RPI 1-25				RPI 26-50				RPI 51-100				RPI 101+ Team's RPI: 160			
RPI	S	Opponent	Score	RPI	S	Opponent	Score	RPI	S	Opponent	Score	RPI	S	Opponent	Score
7	A	Iowa	77 90	27	A	South Dakota St.	55 68	67	A	Arkansas	61 74	143	A	Oklahoma St.	69 89
				27	H	South Dakota St.	65 74	76	H	UT Arlington	62 80	151	A	Kansas	58 70
				27	N	South Dakota St.	55 86					155	H	Tulsa	68 76
				40	A	South Dakota	64 75					162	A	Texas St.	81 64
				40	H	South Dakota	72 76					167	A	Denver	76 93
												167	H	Denver	74 66
												183	A	Sam Houston St.	73 62
												224	A	North Dakota	80 58
												224	H	North Dakota	67 75
												228	H	UMKC	75 64
												242	A	Western Ill.	92 85
												242	H	Western Ill.	68 64
												242	N	Western Ill.	68 64
												272	H	Southern Utah	64 59
												320	A	North Dakota St.	65 54
												320	H	North Dakota St.	101 72
												326	A	Omaha	71 56
												326	H	Omaha	65 64
												332	A	Houston Baptist	74 56
												334	A	Purdue Fort Wayne	72 61
												334	H	Purdue Fort Wayne	66 56
LAST 12 Division I GAMES:															
				27	N	South Dakota St.	55 86	40	A	South Dakota	64 75				
				242	N	Western Ill.	68 64	167	H	Denver	74 66				
				326	H	Omaha	65 64	27	H	South Dakota St.	65 74				
				242	A	Western Ill.	92 85	334	H	Purdue Fort Wayne	66 56				
				224	A	North Dakota	80 58	320	H	North Dakota St.	101 72				
				320	A	North Dakota St.	65 54	167	A	Denver	76 93				

Non-Div I Games:	Harris-Stowe	74	46	Cent. Christian (KS94	47
------------------	--------------	----	----	-----------------------	----

Oral Roberts

Loss, Non-Conf, S Site, H Home A Away N Neutral

Page 243

Oregon

Through Games Of March 17, 2019

Average RPI Win:	93	WON-LOST	WINNING	LAST 10	STRENGTH OF	OPP. STRENGTH	TEAM	ADJ.	CONF.	ADJ CONF.
Average RPI Loss:	27	RECORD	PCT. RANK	GAMES	SCHEDULE	OF SCHEDULE	RPI	RPI	RPI	RPI
DIV. I ONLY	28- 4	7	2- 0	11	9	5	5	2	2	
DIV. I NON-CONF.	10- 1	17	0- 0	22	37	7	7	2	2	
TOTALS	RPI 1-25	RPI 26-50	W-L RECORDS	RPI 51-100	RPI 101-999	RPI 150+				
28- 4	7- 2	5- 2	OVERALL	6- 0	10- 0	8- 0				
14- 1	5- 0	0- 1	HOME	3- 0	6- 0	5- 0				
11- 2	2- 1	4- 1	AWAY	2- 0	3- 0	2- 0				
3- 1	0- 1	1- 0	NEUTRAL	1- 0	1- 0	1- 0				
10- 1	3- 0	2- 1	NON-CONFERENCE	0- 0	5- 0	5- 0				
6- 0	3- 0	0- 0	HOME	0- 0	3- 0	3- 0				
3- 1	0- 0	2- 1	AWAY	0- 0	1- 0	1- 0				
1- 0	0- 0	0- 0	NEUTRAL	0- 0	1- 0	1- 0				
18- 3	4- 2	3- 1	CONFERENCE	6- 0	5- 0	3- 0				
8- 1	2- 0	0- 1	HOME	3- 0	3- 0	2- 0				
8- 1	2- 1	2- 0	AWAY	2- 0	2- 0	1- 0				
2- 1	0- 1	1- 0	NEUTRAL	1- 0	0- 0	0- 0				

RPI S	Opponent	Score	RPI S	Opponent	Score	RPI S	Opponent	Score	RPI S	Opponent	Score
4	A Stanford	88 48	27	A South Dakota St.	87 79	53	A Southern California	93 53	136	A Washington	76 57
4	N Stanford	57 64	35	A UCLA	72 52	53	H Southern California	96 78	136	H Washington	84 71
8	H Mississippi St.	82 74	35	H UCLA	69 74	81	A Arizona	83 54	158	A Washington St.	79 64
10	H Syracuse	75 73	35	N UCLA	88 83	81	H Arizona	93 60	158	H Washington St.	98 58
23	A Arizona St.	66 59	42	A California	105 82	81	N Arizona	77 63	159	N UC Riverside	94 44
23	H Arizona St.	77 71	43	A Michigan St.	82 88	88	H Utah	87 65	171	H UC Irvine	115 69
24	A Oregon St.	62 67	49	A Saint Mary's (CA)	79 55				178	H Colorado	102 43
24	H Oregon St.	77 68							181	A Utah St.	88 58
25	H Buffalo	102 82							274	H Long Beach St.	110 48
									297	H Air Force	82 36
LAST 12 Division I GAMES:											
81	N Arizona	77 63	35	H UCLA	69 74						
35	N UCLA	88 83	24	A Oregon St.	62 67						
4	N Stanford	57 64	24	H Oregon St.	77 68						
23	A Arizona St.	66 59	4	A Stanford	88 48						
81	A Arizona	83 54	42	A California	105 82						
53	H Southern California	96 78	178	H Colorado	102 43						

Non-Div I Games: Alas. Fairbanks 115 36

Oregon

■ Loss,
 ■ Non-Conf, S Site,
 ■ Home
 ■ Away
 N Neutral

Average RPI Win:	127	WON-LOST	WINNING	LAST 10	STRENGTH OF	OPP. STRENGTH	TEAM	ADJ.	CONF.	ADJ CONF.
Average RPI Loss:	30	RECORD	PCT. RANK	GAMES	SCHEDULE	OF SCHEDULE	RPI	RPI	RPI	RPI
DIV. I ONLY	24- 7	38	0- 1	71	4	24	24	2	2	
DIV. I NON-CONF.	10- 2	37	0- 0	186	21	61	61	2	2	
TOTALS	RPI 1-25	RPI 26-50	W-L RECORDS	RPI 51-100	RPI 101-999	RPI 150+				
24- 7	2- 6	4- 0	OVERALL	7- 0	11- 1	9- 0				
15- 1	1- 1	2- 0	HOME	4- 0	8- 0	7- 0				
6- 3	0- 3	2- 0	AWAY	2- 0	2- 0	1- 0				
3- 3	1- 2	0- 0	NEUTRAL	1- 0	1- 1	1- 0				
10- 2	1- 2	1- 0	NON-CONFERENCE	2- 0	6- 0	6- 0				
7- 0	0- 0	1- 0	HOME	1- 0	5- 0	5- 0				
0- 0	0- 0	0- 0	AWAY	0- 0	0- 0	0- 0				
3- 2	1- 2	0- 0	NEUTRAL	1- 0	1- 0	1- 0				
14- 5	1- 4	3- 0	CONFERENCE	5- 0	5- 1	3- 0				
8- 1	1- 1	1- 0	HOME	3- 0	3- 0	2- 0				
6- 3	0- 3	2- 0	AWAY	2- 0	2- 0	1- 0				
0- 1	0- 0	0- 0	NEUTRAL	0- 0	0- 1	0- 0				

RPI	S	Opponent	Score	RPI	S	Opponent	Score	RPI	S	Opponent	Score	RPI	S	Opponent	Score
1	N	Notre Dame	81 91	35	A	UCLA	83 73	53	A	Southern California	76 52	136	A	Washington	86 39
4	A	Stanford	44 61	35	H	UCLA	75 72	53	H	Southern California	68 61	136	H	Washington	78 67
5	A	Oregon	68 77	42	A	California	82 74	79	H	Duke	71 57	136	N	Washington	67 68
5	H	Oregon	67 62	49	H	Saint Mary's (CA)	89 56	81	A	Arizona	65 60	158	A	Washington St.	52 35
16	N	Texas A&M	70 76					81	H	Arizona	86 64	158	H	Washington St.	76 69
17	N	South Carolina	70 68					88	H	Utah	71 63	163	H	Santa Clara	82 31
23	A	Arizona St.	54 66					95	N	Western Ky.	74 60	178	H	Colorado	89 65
23	H	Arizona St.	76 79									182	N	Eastern Wash.	93 45
												276	H	CSU Bakersfield	92 52
												284	H	La Salle	100 46
												316	H	Cal Poly	79 54
												349	H	Ark.-Pine Bluff	89 33
LAST 12 Division I GAMES:															
136	N	Washington	67 68	53	H	Southern California	68 61								
1	N	Notre Dame	81 91	5	H	Oregon	67 62								
17	N	South Carolina	70 68	5	A	Oregon	68 77								
81	A	Arizona	65 60	42	A	California	82 74								
23	A	Arizona St.	54 66	4	A	Stanford	44 61								
35	H	UCLA	75 72	88	H	Utah	71 63								

Non-Div I Games:

Oregon St.

■ Loss,
■ Non-Conf,
■ S Site,
■ H Home
■ A Away
N Neutral

Average RPI Win:	203	WON-LOST	WINNING	LAST 10	STRENGTH OF	OPP. STRENGTH	TEAM	ADJ.	CONF.	ADJ CONF.
Average RPI Loss:	59	RECORD	PCT. RANK	GAMES	SCHEDULE	OF SCHEDULE	RPI	RPI	RPI	RPI
DIV. I ONLY	18- 12	115	1- 1	101	100	102	102	7	7	
DIV. I NON-CONF.	7- 3	83	0- 0	160	199	75	75	7	7	
TOTALS	RPI 1-25	RPI 26-50	W-L RECORDS	RPI 51-100	RPI 101-999	RPI 150+				
18- 12	0- 3	1- 4	OVERALL	3- 3	14- 2	13- 1				
9- 4	0- 1	1- 1	HOME	2- 0	6- 2	6- 1				
8- 6	0- 2	0- 2	AWAY	1- 2	7- 0	6- 0				
1- 2	0- 0	0- 1	NEUTRAL	0- 1	1- 0	1- 0				
7- 3	0- 1	0- 1	NON-CONFERENCE	2- 1	5- 0	5- 0				
4- 0	0- 0	0- 0	HOME	1- 0	3- 0	3- 0				
3- 2	0- 1	0- 0	AWAY	1- 1	2- 0	2- 0				
0- 1	0- 0	0- 1	NEUTRAL	0- 0	0- 0	0- 0				
11- 9	0- 2	1- 3	CONFERENCE	1- 2	9- 2	8- 1				
5- 4	0- 1	1- 1	HOME	1- 0	3- 2	3- 1				
5- 4	0- 1	0- 2	AWAY	0- 1	5- 0	4- 0				
1- 1	0- 0	0- 0	NEUTRAL	0- 1	1- 0	1- 0				

RPI	S	Opponent	Score	RPI	S	Opponent	Score	RPI	S	Opponent	Score	RPI	S	Opponent	Score	Team's RPI: 102
13	A	Gonzaga	65 88	26	A	BYU	49 75	62	A	Lamar University	66 82	104	A	Loyola Marymount	81 75	
13	H	Gonzaga	51 63	26	H	BYU	74 77	64	H	Wyoming	70 64	104	H	Loyola Marymount	67 72	
15	A	UCF	57 64	42	N	California	69 81	72	A	UC Davis	83 80	163	A	Santa Clara	74 70	
				49	A	Saint Mary's (CA)	62 75	99	A	Pepperdine	76 96	163	H	Santa Clara	83 88	
				49	H	Saint Mary's (CA)	76 67	99	H	Pepperdine	78 67	163	N	Santa Clara	76 60	
								99	N	Pepperdine	84 87	189	A	Portland	76 66	
												189	H	Portland	87 77	
												252	A	San Francisco	85 75	
												252	H	San Francisco	74 48	
												264	A	Cal St. Fullerton	72 64	
												273	A	San Diego	70 53	
												273	H	San Diego	79 47	
												289	H	UC Santa Barbara	69 53	
												298	A	San Jose St.	91 67	
												320	H	North Dakota St.	75 68	
												337	H	Seattle U	75 61	
LAST 12 Division I GAMES:																
163	N	Santa Clara	76 60	252	H	San Francisco	74 48									
99	N	Pepperdine	84 87	26	A	BYU	49 75									
49	A	Saint Mary's (CA)	62 75	273	A	San Diego	70 53									
104	A	Loyola Marymount	81 75	189	H	Portland	87 77									
99	A	Pepperdine	76 96	13	H	Gonzaga	51 63									
163	H	Santa Clara	83 88	99	H	Pepperdine	78 67									

Non-Div I Games:

Pacific

■ Loss,
 ■ Non-Conf,
 ■ S Site,
 ■ H Home
 ■ A Away
 N Neutral

Average RPI Win:	207	WON-LOST	WINNING	LAST 10	STRENGTH OF	OPP. STRENGTH	TEAM	ADJ.	CONF.	ADJ CONF.
Average RPI Loss:	48	RECORD	PCT. RANK	GAMES	SCHEDULE	OF SCHEDULE	RPI	RPI	RPI	RPI
DIV. I ONLY	22- 6	33	0- 1	150	112	57	57	11	11	
DIV. I NON-CONF.	9- 3	62	0- 0	219	114	88	88	11	11	
TOTALS	RPI 1-25	RPI 26-50	W-L RECORDS	RPI 51-100	RPI 101-999	RPI 150+				
22- 6	0- 1	1- 2	OVERALL	3- 3	18- 0	16- 0				
10- 2	0- 0	0- 1	HOME	1- 1	9- 0	8- 0				
11- 2	0- 1	1- 0	AWAY	1- 1	9- 0	8- 0				
1- 2	0- 0	0- 1	NEUTRAL	1- 1	0- 0	0- 0				
9- 3	0- 1	0- 0	NON-CONFERENCE	1- 2	8- 0	8- 0				
4- 1	0- 0	0- 0	HOME	0- 1	4- 0	4- 0				
5- 1	0- 1	0- 0	AWAY	1- 0	4- 0	4- 0				
0- 1	0- 0	0- 0	NEUTRAL	0- 1	0- 0	0- 0				
13- 3	0- 0	1- 2	CONFERENCE	2- 1	10- 0	8- 0				
6- 1	0- 0	0- 1	HOME	1- 0	5- 0	4- 0				
6- 1	0- 0	1- 0	AWAY	0- 1	5- 0	4- 0				
1- 1	0- 0	0- 1	NEUTRAL	1- 0	0- 0	0- 0				

RPI 1-25				RPI 26-50				RPI 51-100				Team's RPI: 57	RPI 101+			
RPI	S	Opponent	Score	RPI	S	Opponent	Score	RPI	S	Opponent	Score		RPI	S	Opponent	Score
1	A	Notre Dame	55 75	44	A	Princeton	66 60	54	N	Maine	46 47		141	A	Yale	65 56
				44	H	Princeton	53 68	56	H	Villanova	50 58		141	H	Yale	54 48
				44	N	Princeton	54 65	65	A	Drexel	55 39		165	H	Temple	71 62
								90	A	Harvard	72 80		199	A	Cornell	59 46
								90	H	Harvard	75 70		199	H	Cornell	69 58
								90	N	Harvard	91 62		210	A	Stetson	75 53
													211	A	Dartmouth	60 44
													211	H	Dartmouth	56 52
													236	H	Saint Joseph's	65 45
													253	A	Columbia	72 60
													253	H	Columbia	79 56
													259	A	Navy	65 61
													278	A	Siena	58 51
													283	A	Brown	75 53
													283	H	Brown	83 43
													284	H	La Salle	65 34
													324	A	Iona	66 43
													325	H	NJIT	85 42
LAST 12 Division I GAMES:																
				44	N	Princeton	54 65	44	H	Princeton	53 68					
				90	N	Harvard	91 62	199	H	Cornell	69 58					
				283	A	Brown	75 53	253	H	Columbia	79 56					
				141	A	Yale	65 56	90	A	Harvard	72 80					
				211	H	Dartmouth	56 52	211	A	Dartmouth	60 44					
				90	H	Harvard	75 70	141	H	Yale	54 48					

Non-Div I Games: Haverford 81 46

Penn

Average RPI Win:	162	WON-LOST	WINNING	LAST 10	STRENGTH OF	OPP. STRENGTH	TEAM	ADJ.	CONF.	ADJ CONF.
Average RPI Loss:	71	RECORD	PCT. RANK	GAMES	SCHEDULE	OF SCHEDULE	RPI	RPI	RPI	RPI
DIV. I ONLY	12- 18	227	0- 1	35	70	145	145	4	4	
DIV. I NON-CONF.	7- 4	108	0- 0	43	118	93	93	6	6	
TOTALS	RPI 1-25	RPI 26-50	W-L RECORDS	RPI 51-100	RPI 101-999	RPI 150+				
12- 18	0- 4	1- 6	OVERALL	3- 1	8- 7	7- 1				
9- 9	0- 2	1- 3	HOME	2- 1	6- 3	5- 0				
3- 8	0- 2	0- 3	AWAY	1- 0	2- 3	2- 0				
0- 1	0- 0	0- 0	NEUTRAL	0- 0	0- 1	0- 1				
7- 4	0- 1	1- 1	NON-CONFERENCE	2- 0	4- 2	3- 0				
6- 3	0- 0	1- 1	HOME	1- 0	4- 2	3- 0				
1- 1	0- 1	0- 0	AWAY	1- 0	0- 0	0- 0				
0- 0	0- 0	0- 0	NEUTRAL	0- 0	0- 0	0- 0				
5- 14	0- 3	0- 5	CONFERENCE	1- 1	4- 5	4- 1				
3- 6	0- 2	0- 2	HOME	1- 1	2- 1	2- 0				
2- 7	0- 1	0- 3	AWAY	0- 0	2- 3	2- 0				
0- 1	0- 0	0- 0	NEUTRAL	0- 0	0- 1	0- 1				

RPI 1-25				RPI 26-50				RPI 51-100				RPI 101+ Team's RPI: 145			
RPI	S	Opponent	Score	RPI	S	Opponent	Score	RPI	S	Opponent	Score	RPI	S	Opponent	Score
7	H	Iowa	61 81	29	A	Rutgers	61 74	71	H	American	80 59	101	A	Ohio St.	73 78
14	A	Maryland	67 79	29	H	Rutgers	61 69	82	A	Fordham	72 55	101	H	Ohio St.	71 76
14	H	Maryland	61 77	42	H	California	58 75	89	H	Purdue	72 61	108	A	Minnesota	67 97
21	A	Florida St.	58 87	43	A	Michigan St.	48 57	94	H	Nebraska	74 79	116	A	Northwestern	63 78
				44	H	Princeton	79 71					121	H	Providence	74 72
				46	H	Michigan	62 66					137	H	Duquesne	58 64
				48	A	Indiana	75 83					139	H	Stony Brook	70 81
												186	A	Wisconsin	65 59
												186	H	Wisconsin	71 64
												186	N	Wisconsin	57 65
												224	H	North Dakota	75 68
												225	A	Illinois	76 65
												225	H	Illinois	62 48
												233	H	Jacksonville	80 61
												262	H	St. Bonaventure	80 65
LAST 12 Division I GAMES:															
				186	N	Wisconsin	57 65	46	H	Michigan	62 66				
				94	H	Nebraska	74 79	101	A	Ohio St.	73 78				
				225	A	Illinois	76 65	7	H	Iowa	61 81				
				89	H	Purdue	72 61	43	A	Michigan St.	48 57				
				108	A	Minnesota	67 97	29	H	Rutgers	61 69				
				116	A	Northwestern	63 78	186	A	Wisconsin	65 59				

Non-Div I Games:

Penn St.

■ Loss,
 ■ Non-Conf,
 ■ S Site,
 ■ H Home
 ■ A Away
 N Neutral

Pepperdine

Through Games Of March 17, 2019

Average RPI Win:	195	WON-LOST	WINNING	LAST 10	STRENGTH OF	OPP. STRENGTH	TEAM	ADJ.	CONF.	ADJ CONF.
Average RPI Loss:	101	RECORD	PCT. RANK	GAMES	SCHEDULE	OF SCHEDULE	RPI	RPI	RPI	RPI
DIV. I ONLY	19- 11	100	1- 1	181	90	99	99	7	7	
DIV. I NON-CONF.	6- 4	125	0- 0	344	217	214	214	7	7	
TOTALS	RPI 1-25	RPI 26-50	W-L RECORDS	RPI 51-100	RPI 101-999	RPI 150+				
19- 11	0- 2	2- 3	OVERALL	0- 0	17- 6	13- 3				
9- 1	0- 1	2- 0	HOME	0- 0	7- 0	5- 0				
7- 8	0- 1	0- 2	AWAY	0- 0	7- 5	6- 2				
3- 2	0- 0	0- 1	NEUTRAL	0- 0	3- 1	2- 1				
6- 4	0- 0	0- 0	NON-CONFERENCE	0- 0	6- 4	6- 2				
1- 0	0- 0	0- 0	HOME	0- 0	1- 0	1- 0				
3- 3	0- 0	0- 0	AWAY	0- 0	3- 3	3- 1				
2- 1	0- 0	0- 0	NEUTRAL	0- 0	2- 1	2- 1				
13- 7	0- 2	2- 3	CONFERENCE	0- 0	11- 2	7- 1				
8- 1	0- 1	2- 0	HOME	0- 0	6- 0	4- 0				
4- 5	0- 1	0- 2	AWAY	0- 0	4- 2	3- 1				
1- 1	0- 0	0- 1	NEUTRAL	0- 0	1- 0	0- 0				

RPI S Opponent	Score	RPI S Opponent	Score	RPI S Opponent	Score	Team's RPI: 99	RPI S Opponent	Score
13 A Gonzaga	60 83	26 A BYU	58 83				102 A Pacific	67 78
13 H Gonzaga	54 79	26 H BYU	79 65				102 H Pacific	96 76
		26 N BYU	63 68				102 N Pacific	87 84
		49 A Saint Mary's (CA)	68 79				104 A Loyola Marymount	73 55
		49 H Saint Mary's (CA)	77 72				104 H Loyola Marymount	95 86
							109 A Idaho St.	63 65
							121 A Providence	47 66
							163 A Santa Clara	76 74
							163 H Santa Clara	74 48
							178 A Colorado	65 80
							185 A Hawaii	65 64
							189 A Portland	63 85
							189 H Portland	82 68
							243 N Northern Ky.	51 46
							252 A San Francisco	72 66
							252 H San Francisco	69 50
							265 N Sacramento St.	113 97
							273 A San Diego	74 55
							273 H San Diego	88 65
							284 N La Salle	55 62
							313 H Weber St.	68 47
							316 A Cal Poly	70 63
							337 A Seattle U	78 64
LAST 12 Division I GAMES:								
102 N Pacific	87 84	104 A Loyola Marymount	73 55					
26 N BYU	63 68	163 A Santa Clara	76 74					
189 A Portland	63 85	252 A San Francisco	72 66					
13 A Gonzaga	60 83	26 H BYU	79 65					
49 H Saint Mary's (CA)	77 72	273 H San Diego	88 65					
102 H Pacific	96 76	102 A Pacific	67 78					

Non-Div I Games: Cal St. L.A. 80 56

Pepperdine

Loss, Non-Conf, S Site, H Home A Away N Neutral

Average RPI Win:	143	WON-LOST	WINNING	LAST 10	STRENGTH OF	OPP. STRENGTH	TEAM	ADJ.	CONF.	ADJ CONF.
Average RPI Loss:	57	RECORD	PCT. RANK	GAMES	SCHEDULE	OF SCHEDULE	RPI	RPI	RPI	RPI
DIV. I ONLY	11- 20	254	0- 1	19	19	128	128	1	1	
DIV. I NON-CONF.	9- 5	104	0- 0	64	119	83	83	1	1	
TOTALS	RPI 1-25	RPI 26-50	W-L RECORDS	RPI 51-100	RPI 101-999	RPI 150+				
11- 20	0- 9	1- 0	OVERALL	3- 8	7- 3	3- 1				
6- 10	0- 4	1- 0	HOME	2- 4	3- 2	2- 0				
3- 8	0- 5	0- 0	AWAY	0- 3	3- 0	0- 0				
2- 2	0- 0	0- 0	NEUTRAL	1- 1	1- 1	1- 1				
9- 5	0- 1	0- 0	NON-CONFERENCE	3- 2	6- 2	3- 1				
5- 3	0- 1	0- 0	HOME	2- 1	3- 1	2- 0				
2- 1	0- 0	0- 0	AWAY	0- 1	2- 0	0- 0				
2- 1	0- 0	0- 0	NEUTRAL	1- 0	1- 1	1- 1				
2- 15	0- 8	1- 0	CONFERENCE	0- 6	1- 1	0- 0				
1- 7	0- 3	1- 0	HOME	0- 3	0- 1	0- 0				
1- 7	0- 5	0- 0	AWAY	0- 2	1- 0	0- 0				
0- 1	0- 0	0- 0	NEUTRAL	0- 1	0- 0	0- 0				

RPI 1-25				RPI 26-50				RPI 51-100				RPI 101+ Team's RPI: 128			
RPI	S	Opponent	Score	RPI	S	Opponent	Score	RPI	S	Opponent	Score	RPI	S	Opponent	Score
1	A	Notre Dame	44 100	38	H	North Carolina	91 78	51	H	Clemson	59 65	116	A	Northwestern	52 49
3	A	Louisville	42 70					67	N	Arkansas	61 54	122	H	Youngstown St.	55 64
3	H	Louisville	40 67					68	A	Georgia Tech	55 67	123	H	UNCW	60 56
9	A	NC State	34 63					70	A	Georgetown	41 70	134	H	Boston College	55 59
10	A	Syracuse	63 90					73	H	Virginia Tech	58 74	137	A	Duquesne	66 58
10	H	Syracuse	50 82					77	H	Cincinnati	65 48	147	A	Wake Forest	70 64
15	H	UCF	58 61					79	A	Duke	55 74	186	N	Wisconsin	42 57
19	H	Miami (FL)	51 65					79	N	Duke	64 86	195	H	Saint Francis (PA)	78 75
21	A	Florida St.	46 78					80	H	West Virginia	43 77	288	H	New Orleans	90 38
								82	H	Fordham	65 62	303	N	Tennessee St.	78 56
								97	H	Virginia	57 74				
LAST 12 Division I GAMES:															
				79	N	Duke	64 86	19	H	Miami (FL)	51 65				
				3	H	Louisville	40 67	68	A	Georgia Tech	55 67				
				147	A	Wake Forest	70 64	79	A	Duke	55 74				
				10	A	Syracuse	63 90	73	H	Virginia Tech	58 74				
				21	A	Florida St.	46 78	3	A	Louisville	42 70				
				38	H	North Carolina	91 78	97	H	Virginia	57 74				

Non-Div I Games:

Pittsburgh

■ Loss,
■ Non-Conf,
■ S Site,
■ H Home
■ A Away
N Neutral

Average RPI Win:	244	WON-LOST	WINNING	LAST 10	STRENGTH OF	OPP. STRENGTH	TEAM	ADJ.	CONF.	ADJ CONF.
Average RPI Loss:	95	RECORD	PCT. RANK	GAMES	SCHEDULE	OF SCHEDULE	RPI	RPI	RPI	RPI
DIV. I ONLY	11- 17	233	0- 1	131	113	189	189	7	7	
DIV. I NON-CONF.	6- 3	91	0- 0	212	326	138	138	7	7	
TOTALS	RPI 1-25	RPI 26-50	W-L RECORDS	RPI 51-100	RPI 101-999	RPI 150+				
11- 17	0- 2	0- 4	OVERALL	1- 2	10- 9	10- 4				
6- 7	0- 1	0- 2	HOME	1- 0	5- 4	5- 2				
5- 8	0- 1	0- 2	AWAY	0- 1	5- 4	5- 1				
0- 2	0- 0	0- 0	NEUTRAL	0- 1	0- 1	0- 1				
6- 3	0- 0	0- 0	NON-CONFERENCE	0- 1	6- 2	6- 1				
3- 1	0- 0	0- 0	HOME	0- 0	3- 1	3- 1				
3- 1	0- 0	0- 0	AWAY	0- 0	3- 1	3- 0				
0- 1	0- 0	0- 0	NEUTRAL	0- 1	0- 0	0- 0				
5- 14	0- 2	0- 4	CONFERENCE	1- 1	4- 7	4- 3				
3- 6	0- 1	0- 2	HOME	1- 0	2- 3	2- 1				
2- 7	0- 1	0- 2	AWAY	0- 1	2- 3	2- 1				
0- 1	0- 0	0- 0	NEUTRAL	0- 0	0- 1	0- 1				

RPI 1-25				RPI 26-50				RPI 51-100				RPI 101+ Team's RPI: 189			
RPI	S	Opponent	Score	RPI	S	Opponent	Score	RPI	S	Opponent	Score	RPI	S	Opponent	Score
13	A	Gonzaga	71 97	26	A	BYU	71 79	81	N	Arizona	70 92	102	A	Pacific	77 87
13	H	Gonzaga	62 93	26	H	BYU	69 70	99	A	Pepperdine	68 82	102	H	Pacific	66 76
				49	A	Saint Mary's (CA)	85 113	99	H	Pepperdine	85 63	104	A	Loyola Marymount	58 76
				49	H	Saint Mary's (CA)	91 98					104	H	Loyola Marymount	54 70
												106	A	Portland St.	79 92
												163	A	Santa Clara	68 106
												163	H	Santa Clara	66 72
												171	H	UC Irvine	69 84
												181	H	Utah St.	61 54
												185	A	Hawaii	72 65
												252	A	San Francisco	69 66
												252	H	San Francisco	78 73
												252	N	San Francisco	69 76
												264	H	Cal St. Fullerton	83 74
												273	A	San Diego	69 60
												273	H	San Diego	96 74
												293	A	Utah Valley	65 60
												297	H	Air Force	79 60
												313	A	Weber St.	89 73
LAST 12 Division I GAMES:															
252	N	San Francisco	69 76	26	H	BYU	69 70								
99	H	Pepperdine	85 63	13	H	Gonzaga	62 93								
104	H	Loyola Marymount	54 70	102	A	Pacific	77 87								
163	A	Santa Clara	68 106	49	A	Saint Mary's (CA)	85 113								
252	A	San Francisco	69 66	252	H	San Francisco	78 73								
273	H	San Diego	96 74	163	H	Santa Clara	66 72								

Non-Div I Games: Warner Pacific 98 63 Willamette 82 27

Portland

Loss, Non-Conf, S Site, H Home A Away N Neutral

Average RPI Win:	218	WON-LOST	WINNING	LAST 10	STRENGTH OF	OPP. STRENGTH	TEAM	ADJ.	CONF.	ADJ CONF.
Average RPI Loss:	125	RECORD	PCT. RANK	GAMES	SCHEDULE	OF SCHEDULE	RPI	RPI	RPI	RPI
DIV. I ONLY	24- 7	38	3- 0	266	189	106	106	16	16	
DIV. I NON-CONF.	7- 1	30	0- 0	317	312	144	144	12	12	
TOTALS	RPI 1-25	RPI 26-50	W-L RECORDS	RPI 51-100	RPI 101-999	RPI 150+				
24- 7	0- 0	0- 0	OVERALL	2- 2	22- 5	18- 2				
13- 3	0- 0	0- 0	HOME	1- 1	12- 2	10- 1				
8- 4	0- 0	0- 0	AWAY	0- 1	8- 3	7- 1				
3- 0	0- 0	0- 0	NEUTRAL	1- 0	2- 0	1- 0				
7- 1	0- 0	0- 0	NON-CONFERENCE	1- 0	6- 1	6- 1				
5- 1	0- 0	0- 0	HOME	1- 0	4- 1	4- 1				
2- 0	0- 0	0- 0	AWAY	0- 0	2- 0	2- 0				
0- 0	0- 0	0- 0	NEUTRAL	0- 0	0- 0	0- 0				
17- 6	0- 0	0- 0	CONFERENCE	1- 2	16- 4	12- 1				
8- 2	0- 0	0- 0	HOME	0- 1	8- 1	6- 0				
6- 4	0- 0	0- 0	AWAY	0- 1	6- 3	5- 1				
3- 0	0- 0	0- 0	NEUTRAL	1- 0	2- 0	1- 0				

RPI S	Opponent	Score	RPI S	Opponent	Score	RPI S	Opponent	Score	RPI S	Opponent	Score	Team's RPI: 106
						72	H UC Davis	65 50	109	A Idaho St.	54 72	
						84	A Idaho	78 80	109	H Idaho St.	57 58	
						84	H Idaho	68 81	129	A Northern Colo.	63 79	
						84	N Idaho	75 59	129	H Northern Colo.	85 66	
									148	A Montana St.	68 55	
									148	H Montana St.	55 53	
									148	N Montana St.	68 56	
									171	H UC Irvine	68 73	
									182	A Eastern Wash.	76 64	
									182	H Eastern Wash.	76 57	
									182	N Eastern Wash.	61 59	
									187	A Montana	70 73	
									187	H Montana	78 60	
									189	H Portland	92 79	
									204	H UNLV	58 49	
									222	A Northern Ariz.	74 59	
									222	H Northern Ariz.	72 55	
									258	A UTEP	89 61	
									265	A Sacramento St.	75 57	
									265	H Sacramento St.	74 58	
									272	A Southern Utah	81 56	
									272	H Southern Utah	63 49	
									298	H San Jose St.	80 51	
									313	A Weber St.	77 59	
									313	H Weber St.	65 38	
									337	H Seattle U	68 43	
LAST 12 Division I GAMES:												
						148	N Montana St.	68 56	84	H Idaho	68 81	
						84	N Idaho	75 59	265	A Sacramento St.	75 57	
						182	N Eastern Wash.	61 59	109	A Idaho St.	54 72	
						148	A Montana St.	68 55	272	A Southern Utah	81 56	
						187	A Montana	70 73	222	A Northern Ariz.	74 59	
						182	H Eastern Wash.	76 57	129	H Northern Colo.	85 66	

Non-Div I Games: Warner Pacific 102 49

Portland St.

RPI	S	Opponent	Score
342	A	Grand Canyon	60 55

P
o
r
t
l
a
n
d
S
t
.

P
o
r
t
l
a
n
d
S
t
.

Portland St.

Average RPI Win:	284	WON-LOST	WINNING	LAST 10	STRENGTH OF	OPP. STRENGTH	TEAM	ADJ.	CONF.	ADJ CONF.
Average RPI Loss:	157	RECORD	PCT. RANK	GAMES	SCHEDULE	OF SCHEDULE	RPI	RPI	RPI	RPI
DIV. I ONLY	15- 13	146	1- 0	274	307	188	188	29	29	
DIV. I NON-CONF.	1- 7	319	0- 0	33	25	204	204	28	28	
TOTALS	RPI 1-25	RPI 26-50	W-L RECORDS	RPI 51-100	RPI 101-999	RPI 150+				
15- 13	0- 2	0- 1	OVERALL	0- 1	15- 9	15- 8				
8- 3	0- 0	0- 1	HOME	0- 0	8- 2	8- 2				
6- 9	0- 2	0- 0	AWAY	0- 1	6- 6	6- 5				
1- 1	0- 0	0- 0	NEUTRAL	0- 0	1- 1	1- 1				
1- 7	0- 2	0- 1	NON-CONFERENCE	0- 1	1- 3	1- 2				
0- 1	0- 0	0- 1	HOME	0- 0	0- 0	0- 0				
0- 6	0- 2	0- 0	AWAY	0- 1	0- 3	0- 2				
1- 0	0- 0	0- 0	NEUTRAL	0- 0	1- 0	1- 0				
14- 6	0- 0	0- 0	CONFERENCE	0- 0	14- 6	14- 6				
8- 2	0- 0	0- 0	HOME	0- 0	8- 2	8- 2				
6- 3	0- 0	0- 0	AWAY	0- 0	6- 3	6- 3				
0- 1	0- 0	0- 0	NEUTRAL	0- 0	0- 1	0- 1				

RPI S	Opponent	Score	RPI S	Opponent	Score	RPI S	Opponent	Score	RPI S	Opponent	Score	Team's RPI: 188
11 A	Iowa St.	46 94	31 H	Rice	58 68	67 A	Arkansas	44 71	143 A	Oklahoma St.	50 70	
16 A	Texas A&M	57 70							152 A	Southern U.	55 54	
									152 H	Southern U.	63 52	
									178 A	Colorado	38 79	
									207 A	Grambling	57 73	
									207 H	Grambling	63 64	
									212 A	UTRGV	50 57	
									226 A	Texas Southern	67 73	
									226 H	Texas Southern	44 52	
									234 N	A&M-Corpus Christi	67 59	
									247 A	Jackson St.	89 80	
									247 H	Jackson St.	76 57	
									247 N	Jackson St.	63 75	
									268 A	Alabama St.	59 67	
									268 H	Alabama St.	71 59	
									301 A	Alabama A&M	72 69	
									301 H	Alabama A&M	77 65	
									301 H	Alabama A&M	69 56	
									329 A	Mississippi Val.	75 65	
									329 H	Mississippi Val.	91 55	
									349 A	Ark.-Pine Bluff	80 41	
									349 H	Ark.-Pine Bluff	79 46	
									350 A	Alcorn	82 61	
									350 H	Alcorn	90 61	
LAST 12 Division I GAMES:												
301 H	Alabama A&M	69 56	349 H	Ark.-Pine Bluff	79 46							
247 N	Jackson St.	63 75	329 H	Mississippi Val.	91 55							
350 H	Alcorn	90 61	207 A	Grambling	57 73							
152 H	Southern U.	63 52	247 A	Jackson St.	89 80							
268 A	Alabama St.	59 67	226 A	Texas Southern	67 73							
301 A	Alabama A&M	72 69	268 H	Alabama St.	71 59							

Non-Div I Games: Jarvis Christian 117 32 Arlington Baptist 105 31

Prairie View

Loss, Non-Conf, S Site, H Home A Away N Neutral

Presbyterian

Through Games Of March 17, 2019

Average RPI Win:	317	WON-LOST	WINNING	LAST 10	STRENGTH OF	OPP. STRENGTH	TEAM	ADJ.	CONF.	ADJ CONF.
Average RPI Loss:	188	RECORD	PCT. RANK	GAMES	SCHEDULE	OF SCHEDULE	RPI	RPI	RPI	RPI
DIV. I ONLY	7- 24	307	1- 0	296	300	315	315	27	27	
DIV. I NON-CONF.	2- 9	297	0- 0	294	267	325	325	29	29	
TOTALS	RPI 1-25	RPI 26-50	W-L RECORDS	RPI 51-100	RPI 101-999	RPI 150+				
7- 24	0- 0	0- 0	OVERALL	0- 4	7- 20	7- 15				
3- 9	0- 0	0- 0	HOME	0- 1	3- 8	3- 7				
4- 15	0- 0	0- 0	AWAY	0- 3	4- 12	4- 8				
0- 0	0- 0	0- 0	NEUTRAL	0- 0	0- 0	0- 0				
2- 9	0- 0	0- 0	NON-CONFERENCE	0- 1	2- 8	2- 5				
1- 2	0- 0	0- 0	HOME	0- 0	1- 2	1- 2				
1- 7	0- 0	0- 0	AWAY	0- 1	1- 6	1- 3				
0- 0	0- 0	0- 0	NEUTRAL	0- 0	0- 0	0- 0				
5- 15	0- 0	0- 0	CONFERENCE	0- 3	5- 12	5- 10				
2- 7	0- 0	0- 0	HOME	0- 1	2- 6	2- 5				
3- 8	0- 0	0- 0	AWAY	0- 2	3- 6	3- 5				
0- 0	0- 0	0- 0	NEUTRAL	0- 0	0- 0	0- 0				

RPI 1-25				RPI 26-50				RPI 51-100				RPI 101+				Team's RPI: 315	
RPI	S	Opponent	Score	RPI	S	Opponent	Score	RPI	S	Opponent	Score	RPI	S	Opponent	Score		
								60	A	Tennessee	49	97	112	A	Georgia	59	83
								75	A	Radford	49	60	114	A	High Point	40	79
								75	A	Radford	49	59	114	H	High Point	63	70
								75	H	Radford	43	48	123	A	UNCW	48	63
													150	A	Davidson	56	83
													175	A	UNC Asheville	45	51
													175	H	UNC Asheville	43	52
													191	A	Furman	68	76
													194	A	Campbell	46	51
													203	A	Hampton	62	79
													203	H	Hampton	68	82
													209	A	Vanderbilt	43	78
													246	A	Gardner-Webb	62	67
													246	H	Gardner-Webb	58	66
													256	H	Wofford	61	50
													280	H	Charleston So.	55	63
													287	H	Ga. Southern	68	69
													290	A	Samford	54	75
													296	A	Col. of Charleston	71	65
													299	H	South Carolina St.	48	57
LAST 12 Division I GAMES:																	
306	A	Winthrop	64	52	343	A	USC Upstate	66	58	306	A	Winthrop	64	52			
75	A	Radford	49	60	114	H	High Point	63	70	306	A	Winthrop	52	55			
75	H	Radford	43	48	175	A	UNC Asheville	45	51	306	H	Winthrop	54	62			
246	A	Gardner-Webb	62	67	306	H	Winthrop	54	62	338	A	Longwood	64	60			
338	A	Longwood	64	60	203	A	Hampton	62	79	338	H	Longwood	81	66			
203	H	Hampton	68	82	280	H	Charleston So.	55	63	343	A	USC Upstate	66	58			

Non-Div I Games:

Presbyterian

Loss, Non-Conf, S Site, H Home A Away N Neutral

RPI	S	Opponent	Score
343	H	USC Upstate	70 54

P
r
e
s
b
y
t
e
r
i
a
n

P
r
e
s
b
y
t
e
r
i
a
n

Presbyterian

Average RPI Win:	177	WON-LOST	WINNING	LAST 10	STRENGTH OF	OPP. STRENGTH	TEAM	ADJ.	CONF.	ADJ CONF.
Average RPI Loss:	91	RECORD	PCT. RANK	GAMES	SCHEDULE	OF SCHEDULE	RPI	RPI	RPI	RPI
DIV. I ONLY	22- 9	59	1- 0	62	120	44	44	11	11	
DIV. I NON-CONF.	8- 7	160	0- 0	56	71	73	73	11	11	
TOTALS	RPI 1-25	RPI 26-50	W-L RECORDS	RPI 51-100	RPI 101-999	RPI 150+				
22- 9	0- 2	1- 1	OVERALL	4- 2	17- 4	13- 1				
8- 3	0- 0	1- 0	HOME	1- 1	6- 2	4- 0				
12- 3	0- 0	0- 0	AWAY	2- 1	10- 2	8- 1				
2- 3	0- 2	0- 1	NEUTRAL	1- 0	1- 0	1- 0				
8- 7	0- 2	1- 1	NON-CONFERENCE	0- 1	7- 3	4- 1				
3- 1	0- 0	1- 0	HOME	0- 0	2- 1	0- 0				
5- 3	0- 0	0- 0	AWAY	0- 1	5- 2	4- 1				
0- 3	0- 2	0- 1	NEUTRAL	0- 0	0- 0	0- 0				
14- 2	0- 0	0- 0	CONFERENCE	4- 1	10- 1	9- 0				
5- 2	0- 0	0- 0	HOME	1- 1	4- 1	4- 0				
7- 0	0- 0	0- 0	AWAY	2- 0	5- 0	4- 0				
2- 0	0- 0	0- 0	NEUTRAL	1- 0	1- 0	1- 0				

RPI 1-25				RPI 26-50				Team's RPI: 44				RPI 51-100				RPI 101+			
RPI	S	Opponent	Score	RPI	S	Opponent	Score	RPI	S	Opponent	Score	RPI	S	Opponent	Score	RPI	S	Opponent	Score
10	N	Syracuse	61 92	33	N	Kansas St.	61 80	56	A	Villanova	46 67	103	A	Hartford	75 38				
18	N	DePaul	67 82	41	H	Quinnipiac	54 42	57	A	Penn	68 53	118	H	Marist	60 57				
								57	H	Penn	60 66	141	A	Yale	80 68				
								57	N	Penn	65 54	141	H	Yale	86 96				
								90	A	Harvard	75 71	142	H	Seton Hall	66 70				
								90	H	Harvard	61 58	145	A	Penn St.	71 79				
												150	H	Davidson	65 57				
												168	A	Rider	89 65				
												199	A	Cornell	75 46				
												199	H	Cornell	68 64				
												199	N	Cornell	68 47				
												211	A	Dartmouth	82 75				
												211	H	Dartmouth	64 47				
												215	A	Monmouth	79 47				
												216	A	George Washington	49 64				
												248	A	St. Francis Brooklyn	83 64				
												253	A	Columbia	79 64				
												253	H	Columbia	65 59				
												283	A	Brown	88 68				
												283	H	Brown	93 74				
												317	A	New Hampshire	90 42				
LAST 12 Division I GAMES:																			
						57	N	Penn	65	54	57	A	Penn	68	53				
						199	N	Cornell	68	47	253	H	Columbia	65	59				
						141	A	Yale	80	68	199	H	Cornell	68	64				
						283	A	Brown	88	68	211	A	Dartmouth	82	75				
						90	H	Harvard	61	58	90	A	Harvard	75	71				
						211	H	Dartmouth	64	47	283	H	Brown	93	74				

Non-Div I Games:

Princeton

■ Loss,
■ Non-Conf, S Site,
■ Home
■ Away
N Neutral

Providence

Through Games Of March 17, 2019

Average RPI Win:	172	WON-LOST	WINNING	LAST 10	STRENGTH OF	OPP. STRENGTH	TEAM	ADJ.	CONF.	ADJ CONF.
Average RPI Loss:	78	RECORD	PCT. RANK	GAMES	SCHEDULE	OF SCHEDULE	RPI	RPI	RPI	RPI
DIV. I ONLY	17- 15	155	1- 1	86	74	121	121	6	6	
DIV. I NON-CONF.	8- 4	91	0- 0	227	204	150	150	4	4	
TOTALS	RPI 1-25	RPI 26-50	W-L RECORDS	RPI 51-100	RPI 101-999	RPI 150+				
17- 15	0- 5	0- 1	OVERALL	5- 5	12- 4	8- 1				
9- 7	0- 2	0- 1	HOME	3- 3	6- 1	4- 0				
6- 8	0- 3	0- 0	AWAY	2- 2	4- 3	2- 1				
2- 0	0- 0	0- 0	NEUTRAL	0- 0	2- 0	2- 0				
8- 4	0- 0	0- 1	NON-CONFERENCE	1- 1	7- 2	5- 1				
5- 2	0- 0	0- 1	HOME	1- 1	4- 0	3- 0				
2- 2	0- 0	0- 0	AWAY	0- 0	2- 2	1- 1				
1- 0	0- 0	0- 0	NEUTRAL	0- 0	1- 0	1- 0				
9- 11	0- 5	0- 0	CONFERENCE	4- 4	5- 2	3- 0				
4- 5	0- 2	0- 0	HOME	2- 2	2- 1	1- 0				
4- 6	0- 3	0- 0	AWAY	2- 2	2- 1	1- 0				
1- 0	0- 0	0- 0	NEUTRAL	0- 0	1- 0	1- 0				

RPI S	Opponent	Score	RPI S	Opponent	Score	RPI S	Opponent	Score	RPI S	Opponent	Score	Team's RPI: 121
12	A Marquette	46 85	41	H Quinnipiac	44 48	56	A Villanova	33 53	117	A St. John's (NY)	67 66	
12	H Marquette	57 80				56	H Villanova	67 61	117	H St. John's (NY)	57 60	
18	A DePaul	62 88				70	A Georgetown	56 61	134	A Boston College	61 57	
18	A DePaul	60 85				70	H Georgetown	52 68	141	H Yale	59 42	
18	H DePaul	61 76				74	A Butler	66 63	142	A Seton Hall	73 79	
						74	H Butler	74 68	142	H Seton Hall	82 75	
						93	A Creighton	77 63	145	A Penn St.	72 74	
						93	H Creighton	64 73	192	H Sacred Heart	62 52	
						96	H Northeastern	59 65	218	A Xavier	63 55	
						99	H Pepperdine	66 47	218	H Xavier	71 58	
									218	N Xavier	70 62	
									243	H Northern Ky.	48 43	
									260	A Rhode Island	65 72	
									284	H La Salle	77 47	
									294	N Bryant	72 64	
									328	A UMass Lowell	71 47	
LAST 12 Division I GAMES:												
218	N Xavier	70 62	74	A Butler	66 63							
18	A DePaul	60 85	218	A Xavier	63 55							
294	N Bryant	72 64	117	H St. John's (NY)	57 60							
12	H Marquette	57 80	142	H Seton Hall	82 75							
18	H DePaul	61 76	70	A Georgetown	56 61							
93	H Creighton	64 73	56	A Villanova	33 53							

Non-Div I Games:

Providence

■ Loss,
■ Non-Conf,
■ S Site,
■ H Home
■ A Away
N Neutral

Average RPI Win:	151	WON-LOST	WINNING	LAST 10	STRENGTH OF	OPP. STRENGTH	TEAM	ADJ.	CONF.	ADJ CONF.
Average RPI Loss:	65	RECORD	PCT. RANK	GAMES	SCHEDULE	OF SCHEDULE	RPI	RPI	RPI	RPI
DIV. I ONLY	19- 15	141	1- 0	53	51	89	89	4	4	
DIV. I NON-CONF.	9- 4	85	0- 0	119	66	90	90	6	6	
TOTALS	RPI 1-25	RPI 26-50	W-L RECORDS	RPI 51-100	RPI 101-999	RPI 150+				
19- 15	2- 4	2- 5	OVERALL	2- 2	13- 4	9- 1				
13- 4	2- 2	2- 0	HOME	1- 1	8- 1	6- 0				
3- 8	0- 1	0- 4	AWAY	0- 1	3- 2	1- 1				
3- 3	0- 1	0- 1	NEUTRAL	1- 0	2- 1	2- 0				
9- 4	1- 2	0- 1	NON-CONFERENCE	1- 0	7- 1	7- 0				
7- 1	1- 1	0- 0	HOME	1- 0	5- 0	5- 0				
1- 1	0- 0	0- 1	AWAY	0- 0	1- 0	1- 0				
1- 2	0- 1	0- 0	NEUTRAL	0- 0	1- 1	1- 0				
10- 11	1- 2	2- 4	CONFERENCE	1- 2	6- 3	2- 1				
6- 3	1- 1	2- 0	HOME	0- 1	3- 1	1- 0				
2- 7	0- 1	0- 3	AWAY	0- 1	2- 2	0- 1				
2- 1	0- 0	0- 1	NEUTRAL	1- 0	1- 0	1- 0				

RPI 1-25				RPI 26-50				RPI 51-100				RPI 101+			
RPI	S	Opponent	Score	RPI	S	Opponent	Score	RPI	S	Opponent	Score	RPI	S	Opponent	Score
6	N	UConn	40 86	29	A	Rutgers	63 65	90	H	Harvard	66 65	101	H	Ohio St.	60 42
7	A	Iowa	58 72	29	N	Rutgers	49 64	94	A	Nebraska	61 67	108	A	Minnesota	64 53
7	H	Iowa	62 57	34	A	Ohio	73 80	94	H	Nebraska	64 84	108	H	Minnesota	45 65
14	H	Maryland	55 58	43	A	Michigan St.	66 74	94	N	Nebraska	75 71	116	A	Northwestern	57 54
17	H	South Carolina	73 82	46	H	Michigan	71 70					116	H	Northwestern	61 58
19	H	Miami (FL)	74 63	48	A	Indiana	51 73					117	N	St. John's (NY)	62 68
				48	H	Indiana	56 53					145	A	Penn St.	61 72
Team's RPI: 89															
LAST 12 Division I GAMES:															
				225	N	Illinois	72 60	116	H	Northwestern	61 58				
				94	N	Nebraska	75 71	108	H	Minnesota	45 65				
				29	N	Rutgers	49 64	94	A	Nebraska	61 67				
				48	A	Indiana	51 73	225	H	Illinois	72 50				
				14	H	Maryland	55 58	43	A	Michigan St.	66 74				
				145	A	Penn St.	61 72	94	H	Nebraska	64 84				

Non-Div I Games:

Purdue

■ Loss,
■ Non-Conf,
■ S Site,
■ H Home
■ A Away
N Neutral

Average RPI Win:	286	WON-LOST	WINNING	LAST 10	STRENGTH OF	OPP. STRENGTH	TEAM	ADJ.	CONF.	ADJ CONF.
Average RPI Loss:	185	RECORD	PCT. RANK	GAMES	SCHEDULE	OF SCHEDULE	RPI	RPI	RPI	RPI
DIV. I ONLY	4- 22	336	0- 1	294	238	334	334	19	19	
DIV. I NON-CONF.	1- 8	322	0- 0	338	316	348	348	18	18	
TOTALS	RPI 1-25	RPI 26-50	W-L RECORDS	RPI 51-100	RPI 101-999	RPI 150+				
4- 22	0- 0	0- 5	OVERALL	0- 1	4- 16	4- 16				
3- 8	0- 0	0- 2	HOME	0- 0	3- 6	3- 6				
1- 13	0- 0	0- 2	AWAY	0- 1	1- 10	1- 10				
0- 1	0- 0	0- 1	NEUTRAL	0- 0	0- 0	0- 0				
1- 8	0- 0	0- 0	NON-CONFERENCE	0- 1	1- 7	1- 7				
0- 3	0- 0	0- 0	HOME	0- 0	0- 3	0- 3				
1- 5	0- 0	0- 0	AWAY	0- 1	1- 4	1- 4				
0- 0	0- 0	0- 0	NEUTRAL	0- 0	0- 0	0- 0				
3- 14	0- 0	0- 5	CONFERENCE	0- 0	3- 9	3- 9				
3- 5	0- 0	0- 2	HOME	0- 0	3- 3	3- 3				
0- 8	0- 0	0- 2	AWAY	0- 0	0- 6	0- 6				
0- 1	0- 0	0- 1	NEUTRAL	0- 0	0- 0	0- 0				

RPI 1-25				RPI 26-50				RPI 51-100				RPI 101+				Team's RPI: 334	
RPI	S	Opponent	Score	RPI	S	Opponent	Score	RPI	S	Opponent	Score	RPI	S	Opponent	Score		
				27	A	South Dakota St.	68 92	89	A	Purdue	44 78	160	A	Oral Roberts	56 66		
				27	H	South Dakota St.	52 85					160	H	Oral Roberts	61 72		
				27	N	South Dakota St.	50 88					167	A	Denver	62 82		
				40	A	South Dakota	51 69					167	H	Denver	70 55		
				40	H	South Dakota	49 71					197	H	Eastern Mich.	72 87		
												198	A	Milwaukee	48 70		
												224	A	North Dakota	60 79		
												224	H	North Dakota	58 74		
												238	H	SIUE	49 57		
												242	A	Western Ill.	59 73		
												242	H	Western Ill.	61 90		
												254	A	Loyola Chicago	67 81		
												270	A	Western Mich.	61 69		
												295	A	Eastern Ill.	63 72		
												304	H	Valparaiso	64 68		
												320	A	North Dakota St.	54 70		
												320	H	North Dakota St.	66 46		
												326	A	Omaha	61 70		
												326	H	Omaha	56 48		
												331	A	Evansville	72 66		
LAST 12 Division I GAMES:																	
				27	N	South Dakota St.	50 88	242	H	Western Ill.	61 90						
				320	H	North Dakota St.	66 46	40	H	South Dakota	49 71						
				224	H	North Dakota	58 74	160	A	Oral Roberts	56 66						
				27	A	South Dakota St.	68 92	167	H	Denver	70 55						
				326	A	Omaha	61 70	326	H	Omaha	56 48						
				167	A	Denver	62 82	242	A	Western Ill.	59 73						

Non-Div I Games: Taylor (IN) 84 74 Goshen 86 45 Ind.-Kokomo 87 50

Purdue Fort Wayne

Loss, Non-Conf, S Site, H Home A Away N Neutral

Average RPI Win: 224		WON-LOST	WINNING	LAST 10	STRENGTH OF	OPP. STRENGTH	TEAM	ADJ.	CONF.	ADJ CONF.
Average RPI Loss: 31		RECORD	PCT. RANK	GAMES	SCHEDULE	OF SCHEDULE	RPI	RPI	RPI	RPI
DIV. I ONLY		26- 6	18	2- 0	103	204	41	41	26	26
DIV. I NON-CONF.		5- 6	177	0- 0	17	8	56	56	27	27
TOTALS	RPI 1-25	RPI 26-50		W-L RECORDS		RPI 51-100	RPI 101-999	RPI 150+		
26- 6	0- 1	0- 5		OVERALL		2- 0	24- 0	20- 0		
10- 2	0- 1	0- 1		HOME		0- 0	10- 0	9- 0		
12- 2	0- 0	0- 2		AWAY		2- 0	10- 0	8- 0		
4- 2	0- 0	0- 2		NEUTRAL		0- 0	4- 0	3- 0		
5- 6	0- 1	0- 5		NON-CONFERENCE		2- 0	3- 0	2- 0		
1- 2	0- 1	0- 1		HOME		0- 0	1- 0	1- 0		
3- 2	0- 0	0- 2		AWAY		2- 0	1- 0	0- 0		
1- 2	0- 0	0- 2		NEUTRAL		0- 0	1- 0	1- 0		
21- 0	0- 0	0- 0		CONFERENCE		0- 0	21- 0	18- 0		
9- 0	0- 0	0- 0		HOME		0- 0	9- 0	8- 0		
9- 0	0- 0	0- 0		AWAY		0- 0	9- 0	8- 0		
3- 0	0- 0	0- 0		NEUTRAL		0- 0	3- 0	2- 0		

[illegible]

Non-Div I Games:

Quinnipiac

■ Loss, ■ Non-Conf, S Site, H Home A Away N Neutral

Average RPI Win: 235	WON-LOST	WINNING	LAST 10	STRENGTH OF	OPP. STRENGTH	TEAM	ADJ.	CONF.	ADJ CONF.
Average RPI Loss: 122	RECORD	PCT. RANK	GAMES	SCHEDULE	OF SCHEDULE	RPI	RPI	RPI	RPI
DIV. I ONLY	25- 6	25	2- 0	219	276	75	75	27	27
DIV. I NON-CONF.	5- 5	162	0- 0	109	67	112	112	29	29
TOTALS	RPI 1-25	RPI 26-50	W-L RECORDS	RPI 51-100	RPI 101-999	RPI 150+			
25- 6	0- 1	0- 0	OVERALL	2- 2	23- 3	21- 2			
14- 1	0- 0	0- 0	HOME	0- 0	14- 1	13- 0			
10- 4	0- 1	0- 0	AWAY	2- 1	8- 2	7- 2			
1- 1	0- 0	0- 0	NEUTRAL	0- 1	1- 0	1- 0			
5- 5	0- 1	0- 0	NON-CONFERENCE	2- 2	3- 2	3- 1			
2- 1	0- 0	0- 0	HOME	0- 0	2- 1	2- 0			
2- 3	0- 1	0- 0	AWAY	2- 1	0- 1	0- 1			
1- 1	0- 0	0- 0	NEUTRAL	0- 1	1- 0	1- 0			
20- 1	0- 0	0- 0	CONFERENCE	0- 0	20- 1	18- 1			
12- 0	0- 0	0- 0	HOME	0- 0	12- 0	11- 0			
8- 1	0- 0	0- 0	AWAY	0- 0	8- 1	7- 1			
0- 0	0- 0	0- 0	NEUTRAL	0- 0	0- 0	0- 0			

RPI 1-25				RPI 26-50				RPI 51-100 Team's RPI: 75				RPI 101+			
RPI	S	Opponent	Score	RPI	S	Opponent	Score	RPI	S	Opponent	Score	RPI	S	Opponent	Score
9	A	NC State	58 75					73	A	Virginia Tech	44 55	114	A	High Point	84 79
								91	A	VCU	54 49	114	H	High Point	80 58
								94	N	Nebraska	39 77	131	H	Morehead St.	72 79
								97	A	Virginia	57 44	165	N	Temple	56 50
												175	A	UNC Asheville	45 44
												175	H	UNC Asheville	59 52
												175	H	UNC Asheville	60 46
												194	A	Campbell	56 52
												194	H	Campbell	57 45
												194	H	Campbell	61 57
												203	A	Hampton	54 68
												203	H	Hampton	84 59
												220	A	Mt. St. Mary's	77 89
												241	H	ETSU	79 64
												246	H	Gardner-Webb	79 69
												280	A	Charleston So.	67 41
												299	H	South Carolina St.	61 31
												306	A	Winthrop	79 57
												306	H	Winthrop	70 49
												315	A	Presbyterian	48 43
												315	H	Presbyterian	59 49
												315	H	Presbyterian	60 49
												338	A	Longwood	68 34
												338	H	Longwood	81 52
												343	A	USC Upstate	82 41
												343	H	USC Upstate	55 43
LAST 12 Division I GAMES:															
175	H	UNC Asheville	59 52	175	A	UNC Asheville	45 44								
194	H	Campbell	57 45	194	H	Campbell	61 57								
315	H	Presbyterian	60 49	306	A	Winthrop	79 57								
315	A	Presbyterian	48 43	338	H	Longwood	81 52								
203	H	Hampton	84 59	114	A	High Point	84 79								
343	H	USC Upstate	55 43	246	H	Gardner-Webb	79 69								

Non-Div I Games: Shepherd 60 46

Radford

■ Loss,
 ■ Non-Conf,
 ■ S Site,
 ■ Home
 ■ A Away
 N Neutral

Rhode Island

Through Games Of March 17, 2019

Average RPI Win:	211	WON-LOST	WINNING	LAST 10	STRENGTH OF	OPP. STRENGTH	TEAM	ADJ.	CONF.	ADJ CONF.
Average RPI Loss:	157	RECORD	PCT. RANK	GAMES	SCHEDULE	OF SCHEDULE	RPI	RPI	RPI	RPI
DIV. I ONLY	8- 21	285	0- 1	176	168	260	260	17	17	
DIV. I NON-CONF.	5- 7	206	0- 0	94	133	168	168	16	16	
TOTALS	RPI 1-25	RPI 26-50	W-L RECORDS	RPI 51-100	RPI 101-999	RPI 150+				
8- 21	0- 1	0- 0	OVERALL	0- 4	8- 16	6- 9				
3- 11	0- 0	0- 0	HOME	0- 2	3- 9	2- 4				
5- 10	0- 1	0- 0	AWAY	0- 2	5- 7	4- 5				
0- 0	0- 0	0- 0	NEUTRAL	0- 0	0- 0	0- 0				
5- 7	0- 1	0- 0	NON-CONFERENCE	0- 2	5- 4	4- 1				
3- 3	0- 0	0- 0	HOME	0- 1	3- 2	2- 0				
2- 4	0- 1	0- 0	AWAY	0- 1	2- 2	2- 1				
0- 0	0- 0	0- 0	NEUTRAL	0- 0	0- 0	0- 0				
3- 14	0- 0	0- 0	CONFERENCE	0- 2	3- 12	2- 8				
0- 8	0- 0	0- 0	HOME	0- 1	0- 7	0- 4				
3- 6	0- 0	0- 0	AWAY	0- 1	3- 5	2- 4				
0- 0	0- 0	0- 0	NEUTRAL	0- 0	0- 0	0- 0				

RPI	S	Opponent	Score	RPI	S	Opponent	Score	RPI	S	Opponent	Score	RPI	S	Opponent	Score	Team's RPI: 260
22	A	Kentucky	52 75					51	A	Clemson	67 80	103	H	Hartford	51 65	
								82	H	Fordham	38 56	108	A	Minnesota	71 91	
								90	H	Harvard	47 80	119	H	Dayton	62 74	
								91	A	VCU	39 74	121	H	Providence	72 65	
												134	H	Boston College	64 88	
												137	A	Duquesne	69 106	
												137	H	Duquesne	58 75	
												150	A	Davidson	64 58	
												150	H	Davidson	67 77	
												173	A	Robert Morris	46 41	
												174	A	Holy Cross	65 73	
												184	A	Saint Louis	68 56	
												206	A	Massachusetts	34 56	
												206	H	Massachusetts	53 57	
												216	H	George Washington	59 64	
												224	H	North Dakota	77 63	
												227	A	George Mason	69 75	
												236	H	Saint Joseph's	48 55	
												262	A	St. Bonaventure	61 62	
												262	H	St. Bonaventure	68 84	
												275	A	Richmond	66 60	
												279	A	Vermont	61 58	
												283	H	Brown	72 67	
												284	A	La Salle	71 77	
LAST 12 Division I GAMES:																
137	A	Duquesne	69 106	137	H	Duquesne	58 75	206	A	Massachusetts	34 56	283	H	Brown	72 67	
283	H	Brown	72 67	284	A	La Salle	71 77	119	H	Dayton	62 74	262	H	St. Bonaventure	68 84	
206	H	Massachusetts	53 57	227	A	George Mason	69 75									
150	A	Davidson	64 58													
236	H	Saint Joseph's	48 55													
262	A	St. Bonaventure	61 62													

Non-Div I Games:

Rhode Island

■ Loss,
 ■ Non-Conf,
 ■ S Site,
 ■ H Home
 ■ A Away
 N Neutral

Average RPI Win:	191	WON-LOST	WINNING	LAST 10	STRENGTH OF	OPP. STRENGTH	TEAM	ADJ.	CONF.	ADJ CONF.
Average RPI Loss:	30	RECORD	PCT. RANK	GAMES	SCHEDULE	OF SCHEDULE	RPI	RPI	RPI	RPI
DIV. I ONLY	28- 3	6	3- 0	172	111	31	31	14	14	
DIV. I NON-CONF.	9- 3	62	0- 0	183	110	65	65	17	17	
TOTALS	RPI 1-25	RPI 26-50	W-L RECORDS	RPI 51-100	RPI 101-999	RPI 150+				
28- 3	0- 1	0- 2	OVERALL	6- 0	22- 0	19- 0				
13- 0	0- 0	0- 0	HOME	0- 0	13- 0	10- 0				
11- 2	0- 1	0- 1	AWAY	4- 0	7- 0	7- 0				
4- 1	0- 0	0- 1	NEUTRAL	2- 0	2- 0	2- 0				
9- 3	0- 1	0- 2	NON-CONFERENCE	1- 0	8- 0	7- 0				
5- 0	0- 0	0- 0	HOME	0- 0	5- 0	4- 0				
3- 2	0- 1	0- 1	AWAY	1- 0	2- 0	2- 0				
1- 1	0- 0	0- 1	NEUTRAL	0- 0	1- 0	1- 0				
19- 0	0- 0	0- 0	CONFERENCE	5- 0	14- 0	12- 0				
8- 0	0- 0	0- 0	HOME	0- 0	8- 0	6- 0				
8- 0	0- 0	0- 0	AWAY	3- 0	5- 0	5- 0				
3- 0	0- 0	0- 0	NEUTRAL	2- 0	1- 0	1- 0				

RPI 1-25				RPI 26-50				Team's RPI: 31		RPI 51-100				RPI 101+			
RPI	S	Opponent	Score	RPI	S	Opponent	Score			RPI	S	Opponent	Score	RPI	S	Opponent	Score
16	A	Texas A&M	54 65	35	A	UCLA	50 59			61	A	Little Rock	79 65	105	H	Charlotte	61 51
				38	N	North Carolina	50 71			66	A	Middle Tenn.	60 47	110	H	Old Dominion	48 42
										66	N	Middle Tenn.	69 54	144	H	Georgia St.	66 49
										95	A	Western Ky.	68 46	172	A	Louisiana Tech	61 51
										95	N	Western Ky.	64 57	172	H	Louisiana Tech	78 42
										100	A	UAB	55 43	176	A	North Texas	59 47
														176	H	North Texas	64 52
														176	N	North Texas	61 43
														179	N	Coastal Caro.	56 52
														188	A	Prairie View	68 58
														196	A	Southern Miss.	58 47
														222	A	Marshall	79 67
														226	H	Texas Southern	76 71
														231	H	SMU	66 52
														258	H	UTEP	76 42
														288	H	New Orleans	67 56
														302	A	UTSA	72 46
														302	H	UTSA	85 54
														307	H	Fla. Atlantic	63 35
														308	A	Incarnate Word	74 63
														312	H	McNeese	93 65
														322	H	FIU	76 44
LAST 12 Division I GAMES:																	
				176	N	North Texas	61 43			307	H	Fla. Atlantic	63 35				
				95	N	Western Ky.	64 57			322	H	FIU	76 44				
				66	N	Middle Tenn.	69 54			222	A	Marshall	79 67				
				302	A	UTSA	72 46			95	A	Western Ky.	68 46				
				172	H	Louisiana Tech	78 42			110	H	Old Dominion	48 42				
				176	A	North Texas	59 47			105	H	Charlotte	61 51				

Non-Div I Games:

Rice

Average RPI Win: 248	WON-LOST	WINNING	LAST 10	STRENGTH OF	OPP. STRENGTH	TEAM	ADJ.	CONF.	ADJ CONF.
Average RPI Loss: 139	RECORD	PCT. RANK	GAMES	SCHEDULE	OF SCHEDULE	RPI	RPI	RPI	RPI
DIV. I ONLY	9- 21	274	0- 1	161	157	275	275	17	17
DIV. I NON-CONF.	3- 10	278	0- 0	106	121	268	268	16	16
TOTALS	RPI 1-25	RPI 26-50	W-L RECORDS	RPI 51-100	RPI 101-999	RPI 150+			
9- 21	0- 1	0- 2	OVERALL	0- 6	9- 12	9- 8			
8- 7	0- 0	0- 1	HOME	0- 3	8- 3	8- 3			
1- 13	0- 1	0- 1	AWAY	0- 2	1- 9	1- 5			
0- 1	0- 0	0- 0	NEUTRAL	0- 1	0- 0	0- 0			
3- 10	0- 1	0- 2	NON-CONFERENCE	0- 3	3- 4	3- 3			
3- 4	0- 0	0- 1	HOME	0- 2	3- 1	3- 1			
0- 5	0- 1	0- 1	AWAY	0- 0	0- 3	0- 2			
0- 1	0- 0	0- 0	NEUTRAL	0- 1	0- 0	0- 0			
6- 11	0- 0	0- 0	CONFERENCE	0- 3	6- 8	6- 5			
5- 3	0- 0	0- 0	HOME	0- 1	5- 2	5- 2			
1- 8	0- 0	0- 0	AWAY	0- 2	1- 6	1- 3			
0- 0	0- 0	0- 0	NEUTRAL	0- 0	0- 0	0- 0			

RPI 1-25				RPI 26-50				RPI 51-100				RPI 101+ Team's RPI: 275			
RPI	S	Opponent	Score	RPI	S	Opponent	Score	RPI	S	Opponent	Score	RPI	S	Opponent	Score
15	A	UCF	48 70	34	H	Ohio	58 109	65	H	Drexel	35 58	119	A	Dayton	50 71
				41	A	Quinnipiac	48 65	70	H	Georgetown	53 73	137	A	Duquesne	54 80
								73	N	Virginia Tech	57 85	147	A	Wake Forest	48 62
								82	A	Fordham	48 60	150	A	Davidson	55 78
								91	A	VCU	37 58	161	A	William & Mary	55 65
								91	H	VCU	43 68	184	A	Saint Louis	48 78
												184	A	Saint Louis	49 58
												205	H	UMES	57 55
												206	A	Massachusetts	38 64
												206	H	Massachusetts	62 58
												216	H	George Washington	56 48
												227	H	George Mason	52 67
												230	H	Howard	67 60
												236	H	Saint Joseph's	46 45
												260	H	Rhode Island	60 66
												262	H	St. Bonaventure	57 49
												282	H	Fairfield	40 58
												284	A	La Salle	74 60
												284	H	La Salle	56 51
												307	A	Fla. Atlantic	55 69
												309	H	UNC Greensboro	59 48
LAST 12 Division I GAMES:															
184	A	Saint Louis	49 58	262	H	St. Bonaventure	57 49	91	A	VCU	37 58	119	A	Dayton	50 71
216	H	George Washington	56 48	206	A	Massachusetts	38 64	206	H	Massachusetts	62 58	284	A	La Salle	74 60
206	A	Massachusetts	38 64	227	H	George Mason	52 67	284	A	La Salle	74 60	236	H	Saint Joseph's	46 45
284	H	La Salle	56 51	184	A	Saint Louis	48 78								

Non-Div I Games:

Richmond

■ Loss,
 ■ Non-Conf,
 ■ S Site,
 ■ H Home
 ■ A Away
 N Neutral

Average RPI Win: 264		WON-LOST	WINNING	LAST 10	STRENGTH OF	OPP. STRENGTH	TEAM	ADJ.	CONF.	ADJ CONF.
Average RPI Loss: 146		RECORD	PCT. RANK	GAMES	SCHEDULE	OF SCHEDULE	RPI	RPI	RPI	RPI
DIV. I ONLY		19- 12	107	0- 1	268	255	168	168	26	26
DIV. I NON-CONF.		4- 7	228	0- 0	223	188	240	240	27	27
TOTALS		RPI 1-25	RPI 26-50	W-L RECORDS		RPI 51-100	RPI 101-999	RPI 150+		
19- 12	0- 0		0- 4	OVERALL		0- 1	19- 7	17- 5		
8- 6	0- 0		0- 2	HOME		0- 1	8- 3	7- 3		
10- 4	0- 0		0- 2	AWAY		0- 0	10- 2	9- 2		
1- 2	0- 0		0- 0	NEUTRAL		0- 0	1- 2	1- 0		
4- 7	0- 0		0- 2	NON-CONFERENCE		0- 1	4- 4	4- 3		
2- 3	0- 0		0- 1	HOME		0- 1	2- 1	2- 1		
2- 3	0- 0		0- 1	AWAY		0- 0	2- 2	2- 2		
0- 1	0- 0		0- 0	NEUTRAL		0- 0	0- 1	0- 0		
15- 5	0- 0		0- 2	CONFERENCE		0- 0	15- 3	13- 2		
6- 3	0- 0		0- 1	HOME		0- 0	6- 2	5- 2		
8- 1	0- 0		0- 1	AWAY		0- 0	8- 0	7- 0		
1- 1	0- 0		0- 0	NEUTRAL		0- 0	1- 1	1- 0		

[illegible]

Non-Div I Games:

Rider

Loss, Non-Conf, S Site, H Home A Away N Neutral

Average RPI Win:	283	WON-LOST	WINNING	LAST 10	STRENGTH OF	OPP. STRENGTH	TEAM	ADJ.	CONF.	ADJ CONF.
Average RPI Loss:	147	RECORD	PCT. RANK	GAMES	SCHEDULE	OF SCHEDULE	RPI	RPI	RPI	RPI
DIV. I ONLY	21- 10	74	3- 0	316	303	173	173	31	31	
DIV. I NON-CONF.	2- 8	293	0- 0	221	84	313	313	31	31	
TOTALS	RPI 1-25	RPI 26-50	W-L RECORDS	RPI 51-100	RPI 101-999	RPI 150+				
21- 10	0- 1	0- 1	OVERALL	0- 1	21- 7	21- 5				
14- 3	0- 0	0- 1	HOME	0- 1	14- 1	14- 1				
7- 6	0- 1	0- 0	AWAY	0- 0	7- 5	7- 3				
0- 1	0- 0	0- 0	NEUTRAL	0- 0	0- 1	0- 1				
2- 8	0- 1	0- 1	NON-CONFERENCE	0- 1	2- 5	2- 3				
2- 3	0- 0	0- 1	HOME	0- 1	2- 1	2- 1				
0- 4	0- 1	0- 0	AWAY	0- 0	0- 3	0- 1				
0- 1	0- 0	0- 0	NEUTRAL	0- 0	0- 1	0- 1				
19- 2	0- 0	0- 0	CONFERENCE	0- 0	19- 2	19- 2				
12- 0	0- 0	0- 0	HOME	0- 0	12- 0	12- 0				
7- 2	0- 0	0- 0	AWAY	0- 0	7- 2	7- 2				
0- 0	0- 0	0- 0	NEUTRAL	0- 0	0- 0	0- 0				

RPI 1-25				RPI 26-50				RPI 51-100				RPI 101+ Team's RPI: 173			
RPI	S	Opponent	Score	RPI	S	Opponent	Score	RPI	S	Opponent	Score	RPI	S	Opponent	Score
7	A	Iowa	63 92	36	H	James Madison	36 59	83	H	Kent St.	46 54	104	A	Loyola Marymount	53 61
												122	A	Youngstown St.	59 69
												192	A	Sacred Heart	45 54
												192	H	Sacred Heart	64 46
												195	A	Saint Francis (PA)	66 60
												195	H	Saint Francis (PA)	65 54
												195	H	Saint Francis (PA)	66 53
												219	A	Bowling Green	60 61
												220	A	Mt. St. Mary's	55 61
												220	H	Mt. St. Mary's	70 58
												220	H	Mt. St. Mary's	69 65
												231	N	SMU	55 60
												248	A	St. Francis Brooklyn	75 56
												248	H	St. Francis Brooklyn	74 57
												260	H	Rhode Island	41 46
												284	H	La Salle	67 39
												294	A	Bryant	60 57
												294	H	Bryant	59 56
												319	A	Wagner	77 57
												319	H	Wagner	69 46
												327	A	Central Conn. St.	64 57
												327	H	Central Conn. St.	60 40
												340	H	Delaware St.	64 63
												344	A	Fairleigh Dickinson	63 43
												344	H	Fairleigh Dickinson	64 38
												344	H	Fairleigh Dickinson	71 49
LAST 12 Division I GAMES:															
344	H	Fairleigh Dickinson	64 38	319	A	Wagner	77 57								
220	H	Mt. St. Mary's	69 65	351	H	LIU Brooklyn	71 54								
195	H	Saint Francis (PA)	65 54	248	H	St. Francis Brooklyn	74 57								
104	A	Loyola Marymount	53 61	195	A	Saint Francis (PA)	66 60								
195	H	Saint Francis (PA)	66 53	220	A	Mt. St. Mary's	55 61								
192	A	Sacred Heart	45 54	327	H	Central Conn. St.	60 40								

Non-Div I Games: Pitt.-Johnstown 73 53

Robert Morris

■ Loss,
 ■ Non-Conf,
 ■ S Site,
 ■ H Home
 ■ A Away
 N Neutral

RPI	S	Opponent	Score	
351	A	LIU Brooklyn	89	37
351	H	LIU Brooklyn	71	54

R
o
b
e
r
t
M
o
r
r
i
s

R
o
b
e
r
t
M
o
r
r
i
s

Robert Morris

Average RPI Win: 139		WON-LOST	WINNING	LAST 10	STRENGTH OF	OPP. STRENGTH	TEAM	ADJ.	CONF.	ADJ CONF.
Average RPI Loss: 43		RECORD	PCT. RANK	GAMES	SCHEDULE	OF SCHEDULE	RPI	RPI	RPI	RPI
DIV. I ONLY		22- 9	59	1- 0	28	61	29	29	4	4
DIV. I NON-CONF.		8- 3	72	0- 0	92	117	63	63	6	6
TOTALS		RPI 1-25	RPI 26-50	W-L RECORDS		RPI 51-100	RPI 101-999	RPI 150+		
22- 9	1- 5	3- 1		OVERALL		5- 1	13- 2	7- 0		
13- 2	0- 1	2- 0		HOME		2- 0	9- 1	5- 0		
7- 4	1- 1	1- 1		AWAY		2- 1	3- 1	1- 0		
2- 3	0- 3	0- 0		NEUTRAL		1- 0	1- 0	1- 0		
8- 3	0- 2	0- 0		NON-CONFERENCE		2- 1	6- 0	5- 0		
6- 0	0- 0	0- 0		HOME		1- 0	5- 0	4- 0		
1- 1	0- 0	0- 0		AWAY		1- 1	0- 0	0- 0		
1- 2	0- 2	0- 0		NEUTRAL		0- 0	1- 0	1- 0		
14- 6	1- 3	3- 1		CONFERENCE		3- 0	7- 2	2- 0		
7- 2	0- 1	2- 0		HOME		1- 0	4- 1	1- 0		
6- 3	1- 1	1- 1		AWAY		1- 0	3- 1	1- 0		
1- 1	0- 1	0- 0		NEUTRAL		1- 0	0- 0	0- 0		

RPI	S	Opponent	Score	RPI	S	Opponent	Score	Team's RPI: 29	RPI	S	Opponent	Score	RPI	S	Opponent	Score
7	A	Iowa	66 72	43	H	Michigan St.	76 62		73	A	Virginia Tech	51 67	101	A	Ohio St.	66 56
7	N	Iowa	67 72	46	A	Michigan	76 86		85	H	LSU	57 43	101	H	Ohio St.	39 59
13	N	Gonzaga	40 57	48	A	Indiana	69 61		89	H	Purdue	65 63	108	A	Minnesota	46 60
14	A	Maryland	73 65	48	H	Indiana	69 64		89	N	Purdue	64 49	108	H	Minnesota	60 54
14	H	Maryland	48 62						90	A	Harvard	60 49	116	H	Northwestern	45 41
20	N	Drake	59 69						94	A	Nebraska	62 56	139	H	Stony Brook	61 47
LAST 12 Division I GAMES:																
89	N	Purdue	64 49	186	H	Wisconsin	73 53		145	A	Penn St.	69 61	145	H	Penn St.	74 61
7	N	Iowa	67 72	46	A	Michigan	76 86		186	H	Wisconsin	73 53	195	H	Saint Francis (PA)	96 52
241	N	ETSU	68 44	48	A	Indiana	69 61		225	A	Illinois	71 60	237	H	Albany (NY)	65 39
13	N	Gonzaga	40 57	101	H	Ohio St.	39 59		241	N	ETSU	68 44	283	H	Brown	73 52
101	A	Ohio St.	66 56	14	H	Maryland	48 62		327	H	Central Conn. St.	73 44				
108	H	Minnesota	60 54	108	A	Minnesota	46 60									

Non-Div I Games:

Rutgers

■ Loss,
 ■ Non-Conf, S Site,
 ■ Home
 ■ Away
 N Neutral

SFA		WON-LOST		WINNING		LAST 10		STRENGTH OF		OPP. STRENGTH		TEAM		ADJ.		CONF.		ADJ CONF.	
Average RPI Win: 231		RECORD		PCT. RANK		GAMES		SCHEDULE		OF SCHEDULE		RPI		RPI		RPI		RPI	
Average RPI Loss: 124																			
DIV. I ONLY		22- 6		33		0- 1		231		260		78		78		25		25	
DIV. I NON-CONF.		6- 3		91		0- 0		111		172		72		72		22		22	
TOTALS		RPI 1-25		RPI 26-50		W-L RECORDS		RPI 51-100		RPI 101-999		RPI 150+							
22- 6		0- 1		0- 0		OVERALL		1- 2		21- 3		17- 2							
14- 0		0- 0		0- 0		HOME		1- 0		13- 0		10- 0							
7- 5		0- 1		0- 0		AWAY		0- 2		7- 2		6- 1							
1- 1		0- 0		0- 0		NEUTRAL		0- 0		1- 1		1- 1							
6- 3		0- 1		0- 0		NON-CONFERENCE		0- 1		6- 1		4- 0							
5- 0		0- 0		0- 0		HOME		0- 0		5- 0		3- 0							
0- 3		0- 1		0- 0		AWAY		0- 1		0- 1		0- 0							
1- 0		0- 0		0- 0		NEUTRAL		0- 0		1- 0		1- 0							
16- 3		0- 0		0- 0		CONFERENCE		1- 1		15- 2		13- 2							
9- 0		0- 0		0- 0		HOME		1- 0		8- 0		7- 0							
7- 2		0- 0		0- 0		AWAY		0- 1		7- 1		6- 1							
0- 1		0- 0		0- 0		NEUTRAL		0- 0		0- 1		0- 1							

RPI 1-25				RPI 26-50				RPI 51-100 Team's RPI: 78				RPI 101+			
RPI	S	Opponent	Score	RPI	S	Opponent	Score	RPI	S	Opponent	Score	RPI	S	Opponent	Score
19	A	Miami (FL)	60 81					55	A	New Mexico	33 74	124	A	Abilene Christian	71 55
								62	A	Lamar University	46 62	124	H	Abilene Christian	65 48
								62	H	Lamar University	70 58	140	A	Texas Tech	69 77
												141	H	Yale	67 57
												148	H	Montana St.	60 53
												155	H	Tulsa	76 34
												166	H	Nicholls St.	70 62
												183	A	Sam Houston St.	78 68
												183	H	Sam Houston St.	83 75
												203	N	Hampton	70 68
												226	H	Texas Southern	74 55
												234	A	A&M-Corpus Christi	44 46
												234	N	A&M-Corpus Christi	79 88
												277	A	Central Ark.	59 53
												277	H	Central Ark.	79 43
												288	H	New Orleans	97 38
												308	A	Incarinate Word	66 56
												308	H	Incarinate Word	65 48
												311	H	Morgan St.	69 42
												312	A	McNeese	97 48
												318	A	Northwestern St.	87 67
												318	H	Northwestern St.	84 56
												321	A	Southeastern La.	62 51
												332	H	Houston Baptist	65 53
LAST 12 Division I GAMES:															
234	N	A&M-Corpus Christi	79 88	277	H	Central Ark.	79 43								
55	A	New Mexico	33 74	308	H	Incarinate Word	65 48								
141	H	Yale	67 57	234	A	A&M-Corpus Christi	44 46								
183	H	Sam Houston St.	83 75	318	A	Northwestern St.	87 67								
124	H	Abilene Christian	65 48	312	A	McNeese	97 48								
62	A	Lamar University	46 62	62	H	Lamar University	70 58								

Non-Div I Games: Wiley 97 38 Cameron 86 59 Our Lady of the Lak93 77

SFA

Loss, Non-Conf, S Site, H Home A Away N Neutral

Average RPI Win:	272	WON-LOST	WINNING	LAST 10	STRENGTH OF	OPP. STRENGTH	TEAM	ADJ.	CONF.	ADJ CONF.
Average RPI Loss:	172	RECORD	PCT. RANK	GAMES	SCHEDULE	OF SCHEDULE	RPI	RPI	RPI	RPI
DIV. I ONLY	12- 16	216	0- 1	288	281	238	238	22	22	
DIV. I NON-CONF.	4- 6	212	0- 0	310	253	228	228	23	23	
TOTALS	RPI 1-25	RPI 26-50	W-L RECORDS	RPI 51-100	RPI 101-999	RPI 150+				
12- 16	0- 0	0- 2	OVERALL	0- 1	12- 13	10- 9				
6- 4	0- 0	0- 0	HOME	0- 0	6- 4	4- 2				
6- 11	0- 0	0- 2	AWAY	0- 0	6- 9	6- 7				
0- 1	0- 0	0- 0	NEUTRAL	0- 1	0- 0	0- 0				
4- 6	0- 0	0- 1	NON-CONFERENCE	0- 1	4- 4	3- 4				
1- 0	0- 0	0- 0	HOME	0- 0	1- 0	0- 0				
3- 5	0- 0	0- 1	AWAY	0- 0	3- 4	3- 4				
0- 1	0- 0	0- 0	NEUTRAL	0- 1	0- 0	0- 0				
8- 10	0- 0	0- 1	CONFERENCE	0- 0	8- 9	7- 5				
5- 4	0- 0	0- 0	HOME	0- 0	5- 4	4- 2				
3- 6	0- 0	0- 1	AWAY	0- 0	3- 5	3- 3				
0- 0	0- 0	0- 0	NEUTRAL	0- 0	0- 0	0- 0				

RPI S	Opponent	Score	RPI S	Opponent	Score	RPI S	Opponent	Score	RPI S	Opponent	Score	Team's RPI: 238
30	A Missouri	36 59	52	N Missouri St.	65 68	113	A UT Martin	55 68				
47	A Belmont	54 87				113	H UT Martin	48 75				
						131	H Morehead St.	67 73				
						132	H Illinois St.	68 61				
						146	A Tennessee Tech	55 79				
						146	H Tennessee Tech	63 61				
						184	A Saint Louis	56 63				
						217	A Jacksonville St.	51 47				
						217	H Jacksonville St.	61 68				
						225	A Illinois	57 74				
						228	A UMKC	75 80				
						245	A Southeast Mo. St.	58 63				
						245	H Southeast Mo. St.	52 62				
						254	A Loyola Chicago	43 56				
						261	A Austin Peay	65 77				
						261	H Austin Peay	69 68				
						263	A Murray St.	75 81				
						263	H Murray St.	71 54				
						295	A Eastern Ill.	65 56				
						295	H Eastern Ill.	78 62				
						303	A Tennessee St.	66 55				
						331	A Evansville	54 45				
						333	H Eastern Ky.	74 55				
						334	A Purdue Fort Wayne	57 49				
						348	A Chicago St.	82 66				
LAST 12 Division I GAMES:												
217	H Jacksonville St.	61 68	263	A Murray St.	75 81							
146	H Tennessee Tech	63 61	261	A Austin Peay	65 77							
47	A Belmont	54 87	333	H Eastern Ky.	74 55							
303	A Tennessee St.	66 55	131	H Morehead St.	67 73							
113	H UT Martin	48 75	113	A UT Martin	55 68							
295	H Eastern Ill.	78 62	245	A Southeast Mo. St.	58 63							

Non-Div I Games: McKendree 64 63

SIUE

■ Loss,
 ■ Non-Conf,
 ■ S Site,
 ■ Home
 ■ A Away
 N Neutral

Average RPI Win:	220	WON-LOST	WINNING	LAST 10	STRENGTH OF	OPP. STRENGTH	TEAM	ADJ.	CONF.	ADJ CONF.
Average RPI Loss:	127	RECORD	PCT. RANK	GAMES	SCHEDULE	OF SCHEDULE	RPI	RPI	RPI	RPI
DIV. I ONLY	11- 19	242	0- 1	123	135	231	231	9	9	
DIV. I NON-CONF.	6- 7	172	0- 0	170	277	224	224	8	8	
TOTALS	RPI 1-25	RPI 26-50	W-L RECORDS	RPI 51-100	RPI 101-999	RPI 150+				
11- 19	0- 3	0- 1	OVERALL	0- 3	11- 12	10- 9				
8- 8	0- 1	0- 0	HOME	0- 1	8- 6	7- 5				
1- 10	0- 2	0- 1	AWAY	0- 2	1- 5	1- 3				
2- 1	0- 0	0- 0	NEUTRAL	0- 0	2- 1	2- 1				
6- 7	0- 0	0- 1	NON-CONFERENCE	0- 2	6- 4	6- 3				
4- 4	0- 0	0- 0	HOME	0- 1	4- 3	4- 3				
0- 3	0- 0	0- 1	AWAY	0- 1	0- 1	0- 0				
2- 0	0- 0	0- 0	NEUTRAL	0- 0	2- 0	2- 0				
5- 12	0- 3	0- 0	CONFERENCE	0- 1	5- 8	4- 6				
4- 4	0- 1	0- 0	HOME	0- 0	4- 3	3- 2				
1- 7	0- 2	0- 0	AWAY	0- 1	1- 4	1- 3				
0- 1	0- 0	0- 0	NEUTRAL	0- 0	0- 1	0- 1				

RPI 1-25				RPI 26-50				RPI 51-100				RPI 101+				Team's RPI: 231	
RPI	S	Opponent	Score	RPI	S	Opponent	Score	RPI	S	Opponent	Score	RPI	S	Opponent	Score		
6	A	UConn	39 79	31	A	Rice	52 66	58	A	TCU	63 65	111	A	Houston	68 69		
15	A	UCF	43 55					76	H	UT Arlington	41 66	111	H	Houston	61 72		
15	H	UCF	54 66					77	A	Cincinnati	57 69	115	H	South Fla.	46 44		
												129	A	Northern Colo.	57 58		
												153	H	Oklahoma	61 77		
												155	A	Tulsa	35 49		
												157	H	Alabama	61 62		
												165	H	Temple	53 52		
												170	A	Tulane	64 60		
												170	H	Tulane	43 61		
												173	N	Robert Morris	60 55		
												176	H	North Texas	73 66		
												193	A	East Carolina	61 67		
												193	H	East Carolina	54 64		
												193	N	East Carolina	48 50		
												222	N	Northern Ariz.	55 48		
												232	H	Memphis	71 48		
												257	A	Wichita St.	42 53		
												257	H	Wichita St.	78 50		
												276	H	CSU Bakersfield	49 43		
												300	H	La.-Monroe	49 38		
												321	H	Southeastern La.	62 63		
												329	H	Mississippi Val.	62 47		
LAST 12 Division I GAMES:																	
193	N	East Carolina	48 50	257	A	Wichita St.	42 53										
222	N	Northern Ariz.	55 48	193	H	East Carolina	54 64										
193	A	East Carolina	61 67	15	H	UCF	54 66										
232	H	Memphis	71 48	155	A	Tulsa	35 49										
170	A	Tulane	64 60	111	A	Houston	68 69										
165	H	Temple	53 52	115	H	South Fla.	46 44										

Non-Div I Games:

SMU

■ Loss,
 ■ Non-Conf,
 ■ S Site,
 ■ Home
 ■ Away
 N Neutral

Sacramento St.

Through Games Of March 17, 2019

Average RPI Win:	258	WON-LOST	WINNING	LAST 10	STRENGTH OF	OPP. STRENGTH	TEAM	ADJ.	CONF.	ADJ CONF.
Average RPI Loss:	138	RECORD	PCT. RANK	GAMES	SCHEDULE	OF SCHEDULE	RPI	RPI	RPI	RPI
DIV. I ONLY	9- 19	266	0- 1	212	195	265	265	16	16	
DIV. I NON-CONF.	3- 4	199	0- 0	168	244	220	220	12	12	
TOTALS	RPI 1-25	RPI 26-50	W-L RECORDS	RPI 51-100	RPI 101-999	RPI 150+				
9- 19	0- 0	0- 0	OVERALL	0- 5	9- 14	9- 6				
4- 9	0- 0	0- 0	HOME	0- 2	4- 7	4- 3				
3- 8	0- 0	0- 0	AWAY	0- 2	3- 6	3- 2				
2- 2	0- 0	0- 0	NEUTRAL	0- 1	2- 1	2- 1				
3- 4	0- 0	0- 0	NON-CONFERENCE	0- 3	3- 1	3- 1				
1- 2	0- 0	0- 0	HOME	0- 1	1- 1	1- 1				
0- 1	0- 0	0- 0	AWAY	0- 1	0- 0	0- 0				
2- 1	0- 0	0- 0	NEUTRAL	0- 1	2- 0	2- 0				
6- 15	0- 0	0- 0	CONFERENCE	0- 2	6- 13	6- 5				
3- 7	0- 0	0- 0	HOME	0- 1	3- 6	3- 2				
3- 7	0- 0	0- 0	AWAY	0- 1	3- 6	3- 2				
0- 1	0- 0	0- 0	NEUTRAL	0- 0	0- 1	0- 1				

RPI S	Opponent	Score	RPI S	Opponent	Score	RPI S	Opponent	Score	RPI S	Opponent	Score	Team's RPI: 265
						55	A New Mexico	53 85	106	A Portland St.	58 74	
						72	H UC Davis	60 109	106	H Portland St.	57 75	
						84	A Idaho	66 104	109	A Idaho St.	43 73	
						84	H Idaho	65 69	109	H Idaho St.	42 56	
						99	N Pepperdine	97 113	129	A Northern Colo.	69 82	
									129	H Northern Colo.	61 71	
									148	A Montana St.	58 64	
									148	H Montana St.	53 69	
									182	A Eastern Wash.	73 70	
									182	H Eastern Wash.	62 71	
									187	A Montana	67 75	
									187	H Montana	86 88	
									203	N Hampton	65 61	
									222	A Northern Ariz.	69 71	
									222	H Northern Ariz.	65 61	
									222	N Northern Ariz.	69 74	
									225	N Illinois	109 107	
									252	H San Francisco	75 86	
									272	A Southern Utah	75 69	
									272	H Southern Utah	77 76	
									313	A Weber St.	78 69	
									313	H Weber St.	77 62	
									316	H Cal Poly	88 85	
LAST 12 Division I GAMES:												
			222	N Northern Ariz.	69 74	106	H Portland St.	57 75				
			203	N Hampton	65 61	313	A Weber St.	78 69				
			187	A Montana	67 75	222	A Northern Ariz.	69 71				
			148	A Montana St.	58 64	272	A Southern Utah	75 69				
			84	H Idaho	65 69	129	H Northern Colo.	61 71				
			182	H Eastern Wash.	62 71	106	A Portland St.	58 74				

Non-Div I Games: Antelope Valley 86 80

Sacramento St.

■ Loss,
 ■ Non-Conf,
 ■ S Site,
 ■ H Home
 ■ A Away
 N Neutral

Sacred Heart

Through Games Of March 17, 2019

Average RPI Win:	283	WON-LOST	WINNING	LAST 10	STRENGTH OF	OPP. STRENGTH	TEAM	ADJ.	CONF.	ADJ CONF.
Average RPI Loss:	186	RECORD	PCT. RANK	GAMES	SCHEDULE	OF SCHEDULE	RPI	RPI	RPI	RPI
DIV. I ONLY	19- 12	107	0- 1	315	329	192	192	31	31	
DIV. I NON-CONF.	4- 7	228	0- 0	205	252	218	218	31	31	
TOTALS	RPI 1-25	RPI 26-50	W-L RECORDS	RPI 51-100	RPI 101-999	RPI 150+				
19- 12	0- 1	0- 0	OVERALL	0- 0	19- 11	19- 8				
10- 5	0- 0	0- 0	HOME	0- 0	10- 5	10- 4				
9- 7	0- 1	0- 0	AWAY	0- 0	9- 6	9- 4				
0- 0	0- 0	0- 0	NEUTRAL	0- 0	0- 0	0- 0				
4- 7	0- 1	0- 0	NON-CONFERENCE	0- 0	4- 6	4- 3				
1- 3	0- 0	0- 0	HOME	0- 0	1- 3	1- 2				
3- 4	0- 1	0- 0	AWAY	0- 0	3- 3	3- 1				
0- 0	0- 0	0- 0	NEUTRAL	0- 0	0- 0	0- 0				
15- 5	0- 0	0- 0	CONFERENCE	0- 0	15- 5	15- 5				
9- 2	0- 0	0- 0	HOME	0- 0	9- 2	9- 2				
6- 3	0- 0	0- 0	AWAY	0- 0	6- 3	6- 3				
0- 0	0- 0	0- 0	NEUTRAL	0- 0	0- 0	0- 0				

RPI 1-25				RPI 26-50				RPI 51-100				RPI 101+ Team's RPI: 192			
RPI	S	Opponent	Score	RPI	S	Opponent	Score	RPI	S	Opponent	Score	RPI	S	Opponent	Score
22	A	Kentucky	43 71									121	A	Providence	52 62
												127	A	Lehigh	66 70
												139	H	Stony Brook	58 73
												173	A	Robert Morris	46 64
												173	H	Robert Morris	54 45
												195	A	Saint Francis (PA)	68 85
												195	H	Saint Francis (PA)	60 68
												195	H	Saint Francis (PA)	77 51
												206	A	Massachusetts	61 78
												215	H	Monmouth	50 55
												220	A	Mt. St. Mary's	53 46
												220	H	Mt. St. Mary's	76 41
												229	A	Hofstra	70 64
												236	H	Saint Joseph's	44 61
												248	A	St. Francis Brooklyn	68 66
												248	H	St. Francis Brooklyn	53 56
												266	A	Manhattan	74 46
												278	H	Siena	72 50
												294	A	Bryant	67 57
												294	H	Bryant	49 48
												317	A	New Hampshire	71 60
												319	A	Wagner	80 68
												319	H	Wagner	68 51
												319	H	Wagner	72 64
												327	A	Central Conn. St.	73 46
												327	H	Central Conn. St.	66 61
LAST 12 Division I GAMES:															
195	H	Saint Francis (PA)	60 68	327	A	Central Conn. St.	73 46								
319	H	Wagner	68 51	351	A	LIU Brooklyn	64 69								
220	A	Mt. St. Mary's	53 46	294	A	Bryant	67 57								
173	H	Robert Morris	54 45	344	H	Fairleigh Dickinson	68 62								
195	H	Saint Francis (PA)	77 51	220	H	Mt. St. Mary's	76 41								
344	A	Fairleigh Dickinson	82 63	248	H	St. Francis Brooklyn	53 56								

Non-Div I Games:

Sacred Heart

■ Loss,
 ■ Non-Conf,
 ■ S Site,
 ■ Home
 ■ A Away
 N Neutral

RPI	S	Opponent	Score	
344	A	Fairleigh Dickinson	82	63
344	H	Fairleigh Dickinson	68	62
351	A	LIU Brooklyn	64	69
351	H	LIU Brooklyn	75	53

Sacred Heart

Saint Francis (PA)

Through Games Of March 17, 2019

Average RPI Win:	276	WON-LOST	WINNING	LAST 10	STRENGTH OF	OPP. STRENGTH	TEAM	ADJ.	CONF.	ADJ CONF.
Average RPI Loss:	166	RECORD	PCT. RANK	GAMES	SCHEDULE	OF SCHEDULE	RPI	RPI	RPI	RPI
DIV. I ONLY	15- 17	190	2- 0	190	314	195	195	31	31	
DIV. I NON-CONF.	2- 9	297	0- 0	27	94	192	192	31	31	
TOTALS	RPI 1-25	RPI 26-50	W-L RECORDS	RPI 51-100	RPI 101-999	RPI 150+				
15- 17	0- 1	0- 2	OVERALL	0- 1	15- 13	14- 10				
9- 4	0- 0	0- 0	HOME	0- 1	9- 3	8- 2				
6- 11	0- 1	0- 1	AWAY	0- 0	6- 9	6- 7				
0- 2	0- 0	0- 1	NEUTRAL	0- 0	0- 1	0- 1				
2- 9	0- 1	0- 2	NON-CONFERENCE	0- 1	2- 5	1- 2				
1- 2	0- 0	0- 0	HOME	0- 1	1- 1	0- 0				
1- 5	0- 1	0- 1	AWAY	0- 0	1- 3	1- 1				
0- 2	0- 0	0- 1	NEUTRAL	0- 0	0- 1	0- 1				
13- 8	0- 0	0- 0	CONFERENCE	0- 0	13- 8	13- 8				
8- 2	0- 0	0- 0	HOME	0- 0	8- 2	8- 2				
5- 6	0- 0	0- 0	AWAY	0- 0	5- 6	5- 6				
0- 0	0- 0	0- 0	NEUTRAL	0- 0	0- 0	0- 0				

RPI 1-25				RPI 26-50				RPI 51-100				RPI 101+ Team's RPI: 195			
RPI	S	Opponent	Score	RPI	S	Opponent	Score	RPI	S	Opponent	Score	RPI	S	Opponent	Score
2	A	Baylor	58 116	29	A	Rutgers	52 96	63	H	FGCU	69 83	122	A	Youngstown St.	56 80
				39	N	Boise St.	64 78					128	A	Pittsburgh	75 78
												131	H	Morehead St.	89 83
												137	H	Duquesne	73 93
												173	A	Robert Morris	53 66
												173	A	Robert Morris	54 65
												173	H	Robert Morris	60 66
												180	A	Liberty	53 82
												187	N	Montana	77 79
												192	A	Sacred Heart	68 60
												192	A	Sacred Heart	51 77
												192	H	Sacred Heart	85 68
												220	A	Mt. St. Mary's	83 72
												220	H	Mt. St. Mary's	68 66
												248	A	St. Francis Brooklyn	65 78
												248	H	St. Francis Brooklyn	86 84
												294	A	Bryant	63 66
												294	H	Bryant	78 66
												294	H	Bryant	91 78
												319	A	Wagner	67 58
												319	H	Wagner	107 70
												327	A	Central Conn. St.	62 73
												327	H	Central Conn. St.	83 68
												338	A	Longwood	91 88
												344	A	Fairleigh Dickinson	77 65
												344	H	Fairleigh Dickinson	75 64
LAST 12 Division I GAMES:															
294	H	Bryant	91 78	192	A	Sacred Heart	51 77	248	H	St. Francis Brooklyn	86 84	351	H	LIU Brooklyn	69 75
192	A	Sacred Heart	68 60	351	H	LIU Brooklyn	69 75	173	H	Robert Morris	60 66	344	A	Fairleigh Dickinson	77 65
173	A	Robert Morris	54 65	173	H	Robert Morris	60 66	344	A	Fairleigh Dickinson	77 65	294	H	Bryant	78 66
187	N	Montana	77 79	344	A	Fairleigh Dickinson	77 65	294	H	Bryant	78 66				
173	A	Robert Morris	53 66	294	H	Bryant	78 66								
319	A	Wagner	67 58												

Non-Div I Games: Seton Hill 86 74

Saint Francis (PA)

■ Loss,
 ■ Non-Conf,
 ■ S Site,
 ■ Home
 ■ A Away
 N Neutral

S
a
i
n
t
F
r
a
n
c
i
s
(
P
A
)

RPI S Saint Francis (PA) Score

Through Games Of March 17, 2019

RPI	S	Opponent	Score	
351	A	LIU Brooklyn	80	66
351	H	LIU Brooklyn	69	75

Saint Francis (PA)
P
A
)

Saint Joseph's

Through Games Of March 17, 2019

Average RPI Win:	238	WON-LOST	WINNING	LAST 10	STRENGTH OF	OPP. STRENGTH	TEAM	ADJ.	CONF.	ADJ CONF.
Average RPI Loss:	132	RECORD	PCT. RANK	GAMES	SCHEDULE	OF SCHEDULE	RPI	RPI	RPI	RPI
DIV. I ONLY	12- 19	236	1- 1	179	167	236	236	17	17	
DIV. I NON-CONF.	4- 9	252	0- 0	142	166	244	244	16	16	
TOTALS	RPI 1-25	RPI 26-50	W-L RECORDS	RPI 51-100	RPI 101-999	RPI 150+				
12- 19	0- 0	0- 1	OVERALL	0- 7	12- 11	11- 6				
8- 9	0- 0	0- 1	HOME	0- 3	8- 5	7- 3				
4- 9	0- 0	0- 0	AWAY	0- 3	4- 6	4- 3				
0- 1	0- 0	0- 0	NEUTRAL	0- 1	0- 0	0- 0				
4- 9	0- 0	0- 1	NON-CONFERENCE	0- 3	4- 5	4- 3				
3- 5	0- 0	0- 1	HOME	0- 1	3- 3	3- 2				
1- 4	0- 0	0- 0	AWAY	0- 2	1- 2	1- 1				
0- 0	0- 0	0- 0	NEUTRAL	0- 0	0- 0	0- 0				
8- 10	0- 0	0- 0	CONFERENCE	0- 4	8- 6	7- 3				
5- 4	0- 0	0- 0	HOME	0- 2	5- 2	4- 1				
3- 5	0- 0	0- 0	AWAY	0- 1	3- 4	3- 2				
0- 1	0- 0	0- 0	NEUTRAL	0- 1	0- 0	0- 0				

RPI S	Opponent	Score	RPI S	Opponent	Score	RPI S	Opponent	Score	RPI S	Opponent	Score	Team's RPI: 236
50	H Auburn	70 81	56	H Villanova	35 47	107	H Towson	52 73				
			57	A Penn	45 65	119	A Dayton	65 72				
			65	A Drexel	34 51	137	A Duquesne	73 81				
			82	H Fordham	41 51	137	H Duquesne	56 67				
			91	A VCU	40 59	138	A Delaware	39 48				
			91	H VCU	47 65	150	H Davidson	66 54				
			91	N VCU	47 58	165	H Temple	52 58				
						168	H Rider	54 56				
						184	H Saint Louis	49 62				
						192	A Sacred Heart	61 44				
						206	H Massachusetts	55 54				
						216	A George Washington	41 38				
						216	H George Washington	61 49				
						227	A George Mason	59 68				
						253	H Columbia	68 61				
						259	A Navy	48 49				
						260	A Rhode Island	55 48				
						262	H St. Bonaventure	66 41				
						267	H Loyola Maryland	49 46				
						271	H Niagara	68 54				
						275	A Richmond	45 46				
						284	A La Salle	64 63				
						284	H La Salle	60 57				
LAST 12 Division I GAMES:												
216	H George Washington	61 49	137	H Duquesne	56 67							
91	N VCU	47 58	284	A La Salle	64 63							
267	H Loyola Maryland	49 46	206	H Massachusetts	55 54							
82	H Fordham	41 51	216	A George Washington	41 38							
227	A George Mason	59 68	150	H Davidson	66 54							
260	A Rhode Island	55 48	91	H VCU	47 65							

Non-Div I Games:

Saint Joseph's

■ Loss,
■ Non-Conf,
■ S Site,
■ H Home
■ A Away
N Neutral

Saint Louis

Through Games Of March 17, 2019

Average RPI Win:	217	WON-LOST	WINNING	LAST 10	STRENGTH OF	OPP. STRENGTH	TEAM	ADJ.	CONF.	ADJ CONF.
Average RPI Loss:	130	RECORD	PCT. RANK	GAMES	SCHEDULE	OF SCHEDULE	RPI	RPI	RPI	RPI
DIV. I ONLY	15- 16	180	1- 0	198	122	184	184	17	17	
DIV. I NON-CONF.	5- 8	224	0- 0	225	49	226	226	16	16	
TOTALS	RPI 1-25	RPI 26-50	W-L RECORDS	RPI 51-100	RPI 101-999	RPI 150+				
15- 16	0- 1	0- 1	OVERALL	2- 4	13- 10	11- 5				
9- 6	0- 1	0- 1	HOME	1- 2	8- 2	7- 2				
6- 7	0- 0	0- 0	AWAY	1- 2	5- 5	4- 2				
0- 3	0- 0	0- 0	NEUTRAL	0- 0	0- 3	0- 1				
5- 8	0- 1	0- 1	NON-CONFERENCE	1- 1	4- 5	4- 3				
2- 4	0- 1	0- 1	HOME	0- 1	2- 1	2- 1				
3- 2	0- 0	0- 0	AWAY	1- 0	2- 2	2- 1				
0- 2	0- 0	0- 0	NEUTRAL	0- 0	0- 2	0- 1				
10- 8	0- 0	0- 0	CONFERENCE	1- 3	9- 5	7- 2				
7- 2	0- 0	0- 0	HOME	1- 1	6- 1	5- 1				
3- 5	0- 0	0- 0	AWAY	0- 2	3- 3	2- 1				
0- 1	0- 0	0- 0	NEUTRAL	0- 0	0- 1	0- 0				

RPI 1-25				RPI 26-50				RPI 51-100				RPI 101+ Team's RPI: 184			
RPI	S	Opponent	Score	RPI	S	Opponent	Score	RPI	S	Opponent	Score	RPI	S	Opponent	Score
6	H	UConn	42 98	30	H	Missouri	62 74	77	H	Cincinnati	50 51	119	A	Dayton	57 73
								82	A	Fordham	51 54	119	H	Dayton	68 65
								82	H	Fordham	53 56	132	A	Illinois St.	67 72
								91	A	VCU	47 57	137	A	Duquesne	67 63
								91	H	VCU	76 60	137	N	Duquesne	51 72
								97	A	Virginia	67 65	141	N	Yale	52 58
												150	A	Davidson	57 60
												155	A	Tulsa	75 86
												156	H	Southern Ill.	62 58
												169	N	Chattanooga	61 71
												206	A	Massachusetts	66 70
												216	H	George Washington	60 44
												227	H	George Mason	60 53
												236	A	Saint Joseph's	62 49
												238	H	SIUE	63 56
												249	H	Indiana St.	56 60
												260	H	Rhode Island	56 68
												262	A	St. Bonaventure	62 45
												275	H	Richmond	78 48
												275	H	Richmond	58 49
												284	H	La Salle	69 58
												307	A	Fla. Atlantic	93 61
												333	A	Eastern Ky.	70 43
LAST 12 Division I GAMES:															
275	H	Richmond	58 49	275	H	Richmond	78 48								
137	N	Duquesne	51 72	137	A	Duquesne	67 63								
307	A	Fla. Atlantic	93 61	284	H	La Salle	69 58								
119	A	Dayton	57 73	82	A	Fordham	51 54								
91	H	VCU	76 60	216	H	George Washington	60 44								
150	A	Davidson	57 60	227	H	George Mason	60 53								

Non-Div I Games:

Saint Louis

■ Loss,
 ■ Non-Conf,
 ■ S Site,
 ■ H Home
 ■ A Away
 N Neutral

Saint Mary's (CA)

Through Games Of March 17, 2019

Average RPI Win:	174	WON-LOST	WINNING	LAST 10	STRENGTH OF	OPP. STRENGTH	TEAM	ADJ.	CONF.	ADJ CONF.
Average RPI Loss:	47	RECORD	PCT. RANK	GAMES	SCHEDULE	OF SCHEDULE	RPI	RPI	RPI	RPI
DIV. I ONLY	20- 11	94	1- 1	55	81	49	49	7	7	
DIV. I NON-CONF.	7- 4	108	0- 0	71	53	62	62	7	7	
TOTALS	RPI 1-25	RPI 26-50	W-L RECORDS	RPI 51-100	RPI 101-999	RPI 150+				
20- 11	0- 5	1- 2	OVERALL	2- 2	17- 2	13- 0				
9- 4	0- 2	0- 2	HOME	2- 0	7- 0	5- 0				
8- 6	0- 2	1- 0	AWAY	0- 2	7- 2	7- 0				
3- 1	0- 1	0- 0	NEUTRAL	0- 0	3- 0	1- 0				
7- 4	0- 2	0- 1	NON-CONFERENCE	1- 1	6- 0	5- 0				
2- 2	0- 1	0- 1	HOME	1- 0	1- 0	1- 0				
3- 2	0- 1	0- 0	AWAY	0- 1	3- 0	3- 0				
2- 0	0- 0	0- 0	NEUTRAL	0- 0	2- 0	1- 0				
13- 7	0- 3	1- 1	CONFERENCE	1- 1	11- 2	8- 0				
7- 2	0- 1	0- 1	HOME	1- 0	6- 0	4- 0				
5- 4	0- 1	1- 0	AWAY	0- 1	4- 2	4- 0				
1- 1	0- 1	0- 0	NEUTRAL	0- 0	1- 0	0- 0				

RPI 1-25				RPI 26-50				Team's RPI: 49	RPI 51-100				RPI 101+			
RPI	S	Opponent	Score	RPI	S	Opponent	Score		RPI	S	Opponent	Score	RPI	S	Opponent	Score
5	H	Oregon	55 79	26	A	BYU	78 75		64	H	Wyoming	90 84	102	A	Pacific	67 76
13	A	Gonzaga	62 74	26	H	BYU	73 74		72	A	UC Davis	74 76	102	H	Pacific	75 62
13	H	Gonzaga	52 66	42	H	California	78 81		99	A	Pepperdine	72 77	104	A	Loyola Marymount	56 69
13	N	Gonzaga	77 78						99	H	Pepperdine	79 68	104	H	Loyola Marymount	86 62
24	A	Oregon St.	56 89										104	N	Loyola Marymount	70 38
													110	N	Old Dominion	83 65
													158	A	Washington St.	70 64
													162	N	Texas St.	89 62
													163	A	Santa Clara	83 59
													163	H	Santa Clara	81 68
													189	A	Portland	98 91
													189	H	Portland	113 85
													198	H	Milwaukee	73 71
													252	A	San Francisco	80 65
													252	H	San Francisco	88 63
													273	A	San Diego	80 49
													273	H	San Diego	74 60
													289	A	UC Santa Barbara	80 55
													316	A	Cal Poly	69 51
LAST 12 Division I GAMES:																
104	N	Loyola Marymount	70 38	252	H	San Francisco	88 63									
13	N	Gonzaga	77 78	163	H	Santa Clara	81 68									
110	N	Old Dominion	83 65	273	A	San Diego	80 49									
102	H	Pacific	75 62	26	A	BYU	78 75									
99	A	Pepperdine	72 77	13	H	Gonzaga	52 66									
104	A	Loyola Marymount	56 69	189	H	Portland	113 85									

Non-Div I Games:

Saint Mary's (CA)

■ Loss,
■ Non-Conf,
■ S Site,
■ Home
■ A Away
N Neutral

Saint Peter's

Through Games Of March 17, 2019

Average RPI Win:	324	WON-LOST	WINNING	LAST 10	STRENGTH OF	OPP. STRENGTH	TEAM	ADJ.	CONF.	ADJ CONF.
Average RPI Loss:	233	RECORD	PCT. RANK	GAMES	SCHEDULE	OF SCHEDULE	RPI	RPI	RPI	RPI
DIV. I ONLY	6- 24	320	0- 1	350	308	347	347	26	26	
DIV. I NON-CONF.	5- 6	177	0- 0	342	347	308	308	27	27	
TOTALS	RPI 1-25	RPI 26-50	W-L RECORDS	RPI 51-100	RPI 101-999	RPI 150+				
6- 24	0- 0	0- 1	OVERALL	0- 0	6- 23	6- 19				
4- 10	0- 0	0- 0	HOME	0- 0	4- 10	4- 9				
2- 13	0- 0	0- 1	AWAY	0- 0	2- 12	2- 9				
0- 1	0- 0	0- 0	NEUTRAL	0- 0	0- 1	0- 1				
5- 6	0- 0	0- 0	NON-CONFERENCE	0- 0	5- 6	5- 3				
4- 1	0- 0	0- 0	HOME	0- 0	4- 1	4- 1				
1- 5	0- 0	0- 0	AWAY	0- 0	1- 5	1- 2				
0- 0	0- 0	0- 0	NEUTRAL	0- 0	0- 0	0- 0				
1- 18	0- 0	0- 1	CONFERENCE	0- 0	1- 17	1- 16				
0- 9	0- 0	0- 0	HOME	0- 0	0- 9	0- 8				
1- 8	0- 0	0- 1	AWAY	0- 0	1- 7	1- 7				
0- 1	0- 0	0- 0	NEUTRAL	0- 0	0- 1	0- 1				

RPI 1-25				RPI 26-50				RPI 51-100				RPI 101+				Team's RPI: 347	
RPI	S	Opponent	Score	RPI	S	Opponent	Score	RPI	S	Opponent	Score	RPI	S	Opponent	Score		
				41	A	Quinnipiac	45 90					118	H	Marist	42 62		
												134	A	Boston College	57 89		
												141	A	Yale	56 72		
												142	A	Seton Hall	47 90		
												168	A	Rider	38 60		
												168	H	Rider	43 78		
												215	A	Monmouth	50 70		
												215	H	Monmouth	59 76		
												248	A	St. Francis Brooklyn	70 74		
												264	H	Cal St. Fullerton	45 69		
												266	A	Manhattan	46 62		
												266	H	Manhattan	44 62		
												266 N	Manhattan	41 62			
												271	A	Niagara	57 81		
												271	H	Niagara	66 75		
												278	A	Siena	46 50		
												278	H	Siena	57 84		
												282	A	Fairfield	68 65		
												282	H	Fairfield	61 69		
												286	A	Canisius	59 78		
												286	H	Canisius	62 75		
												319	H	Wagner	69 57		
												323	A	Lafayette	62 60		
												324	A	Iona	57 61		
												324	H	Iona	53 58		
												325	H	NJIT	70 57		
LAST 12 Division I GAMES:																	
				266 N	Manhattan		41 62		324 A	Iona		57 61					
				215 H	Monmouth		59 76		168 H	Rider		43 78					
				324 H	Iona		53 58		266 H	Manhattan		44 62					
				266 A	Manhattan		46 62		286 A	Canisius		59 78					
				282 H	Fairfield		61 69		271 A	Niagara		57 81					
				215 A	Monmouth		50 70		278 A	Siena		46 50					

Non-Div I Games:

Saint Peter's

■ Loss,
 ■ Non-Conf,
 ■ S Site,
 ■ Home
 ■ A Away
 N Neutral

RPI	S	Opponent	Score	
328	A	UMass Lowell	57	59
344	H	Fairleigh Dickinson	75	58
351	H	LIU Brooklyn	86	59

Saint Peter's

Average RPI Win:	276	WON-LOST	WINNING	LAST 10	STRENGTH OF	OPP. STRENGTH	TEAM	ADJ.	CONF.	ADJ CONF.
Average RPI Loss:	133	RECORD	PCT. RANK	GAMES	SCHEDULE	OF SCHEDULE	RPI	RPI	RPI	RPI
DIV. I ONLY	13- 13	167	0- 1	225	273	183	183	25	25	
DIV. I NON-CONF.	2- 5	264	0- 0	140	155	191	191	22	22	
TOTALS	RPI 1-25	RPI 26-50	W-L RECORDS	RPI 51-100	RPI 101-999	RPI 150+				
13- 13	0- 0	0- 0	OVERALL	0- 7	13- 6	12- 5				
6- 4	0- 0	0- 0	HOME	0- 2	6- 2	6- 1				
7- 7	0- 0	0- 0	AWAY	0- 4	7- 3	6- 3				
0- 2	0- 0	0- 0	NEUTRAL	0- 1	0- 1	0- 1				
2- 5	0- 0	0- 0	NON-CONFERENCE	0- 3	2- 2	2- 2				
0- 1	0- 0	0- 0	HOME	0- 0	0- 1	0- 1				
2- 3	0- 0	0- 0	AWAY	0- 2	2- 1	2- 1				
0- 1	0- 0	0- 0	NEUTRAL	0- 1	0- 0	0- 0				
11- 8	0- 0	0- 0	CONFERENCE	0- 4	11- 4	10- 3				
6- 3	0- 0	0- 0	HOME	0- 2	6- 1	6- 0				
5- 4	0- 0	0- 0	AWAY	0- 2	5- 2	4- 2				
0- 1	0- 0	0- 0	NEUTRAL	0- 0	0- 1	0- 1				

RPI S	Opponent	Score	RPI S	Opponent	Score	RPI S	Opponent	Score	RPI S	Opponent	Score	Team's RPI: 183
						58 A	TCU	59 72	124 A	Abilene Christian	72 63	
						62 A	Lamar University	76 81	124 H	Abilene Christian	79 91	
						62 H	Lamar University	72 83	160 H	Oral Roberts	62 73	
						78 A	SFA	75 83	166 A	Nicholls St.	81 84	
						78 H	SFA	68 78	196 A	Southern Miss.	65 61	
						85 A	LSU	52 66	234 A	A&M-Corpus Christi	61 76	
						92 N	Troy	79 84	234 H	A&M-Corpus Christi	61 59	
									257 A	Wichita St.	55 63	
									269 A	Louisiana	68 62	
									277 A	Central Ark.	71 59	
									277 H	Central Ark.	66 62	
									277 N	Central Ark.	71 76	
									288 H	New Orleans	86 62	
									308 A	Incarinate Word	76 56	
									312 A	McNeese	93 80	
									318 H	Northwestern St.	66 55	
									321 H	Southeastern La.	94 63	
									332 A	Houston Baptist	74 63	
									332 H	Houston Baptist	83 64	
LAST 12 Division I GAMES:												
277 N	Central Ark.	71 76	62 A	Lamar University	76 81							
78 A	SFA	75 83	234 H	A&M-Corpus Christi	61 59							
277 A	Central Ark.	71 59	124 A	Abilene Christian	72 63							
288 H	New Orleans	86 62	312 A	McNeese	93 80							
332 H	Houston Baptist	83 64	78 H	SFA	68 78							
166 A	Nicholls St.	81 84	321 H	Southeastern La.	94 63							

Non-Div I Games: UNKNOWN 94 46 Wiley 101 63 Jarvis Christian 100 55

Sam Houston St.

Loss, Non-Conf, S Site, H Home A Away N Neutral

Samford

Through Games Of March 17, 2019

Average RPI Win:	280	WON-LOST	WINNING	LAST 10	STRENGTH OF	OPP. STRENGTH	TEAM	ADJ.	CONF.	ADJ CONF.
Average RPI Loss:	175	RECORD	PCT. RANK	GAMES	SCHEDULE	OF SCHEDULE	RPI	RPI	RPI	RPI
DIV. I ONLY	8- 20	282	0- 1	269	271	290	290	28	28	
DIV. I NON-CONF.	3- 10	278	0- 0	171	230	238	238	25	25	
TOTALS	RPI 1-25	RPI 26-50	W-L RECORDS	RPI 51-100	RPI 101-999	RPI 150+				
8- 20	0- 0	0- 1	OVERALL	0- 2	8- 17	8- 13				
5- 4	0- 0	0- 0	HOME	0- 1	5- 3	5- 2				
3- 15	0- 0	0- 1	AWAY	0- 1	3- 13	3- 10				
0- 1	0- 0	0- 0	NEUTRAL	0- 0	0- 1	0- 1				
3- 10	0- 0	0- 1	NON-CONFERENCE	0- 2	3- 7	3- 5				
1- 1	0- 0	0- 0	HOME	0- 1	1- 0	1- 0				
2- 9	0- 0	0- 1	AWAY	0- 1	2- 7	2- 5				
0- 0	0- 0	0- 0	NEUTRAL	0- 0	0- 0	0- 0				
5- 10	0- 0	0- 0	CONFERENCE	0- 0	5- 10	5- 8				
4- 3	0- 0	0- 0	HOME	0- 0	4- 3	4- 2				
1- 6	0- 0	0- 0	AWAY	0- 0	1- 6	1- 5				
0- 1	0- 0	0- 0	NEUTRAL	0- 0	0- 1	0- 1				

RPI S	Opponent	Score	RPI S	Opponent	Score	RPI S	Opponent	Score	RPI S	Opponent	Score	Team's RPI: 290
50	A Auburn	46 73	92	A Troy	52 72	113	A UT Martin	68 89				
			100	H UAB	41 66	132	A Mercer	68 76				
						132	H Mercer	52 68				
						143	A Oklahoma St.	62 82				
						167	A Denver	87 83				
						169	A Chattanooga	56 61				
						169	H Chattanooga	63 73				
						178	A Colorado	39 81				
						191	A Furman	36 57				
						191	H Furman	41 74				
						191	N Furman	52 67				
						196	A Southern Miss.	40 76				
						203	A Hampton	57 64				
						209	A Vanderbilt	52 77				
						232	A Memphis	48 53				
						241	A ETSU	50 71				
						241	H ETSU	79 58				
						256	A Wofford	62 71				
						256	H Wofford	79 62				
						268	A Alabama St.	60 51				
						309	A UNC Greensboro	54 55				
						309	H UNC Greensboro	57 53				
						315	H Presbyterian	75 54				
						341	A Western Caro.	75 42				
						341	H Western Caro.	58 43				
LAST 12 Division I GAMES:												
191	N	Furman	52	67	341	H	Western Caro.	58	43			
191	H	Furman	41	74	132	H	Mercer	52	68			
256	H	Wofford	79	62	256	A	Wofford	62	71			
241	A	ETSU	50	71	191	A	Furman	36	57			
169	A	Chattanooga	56	61	169	H	Chattanooga	63	73			
309	H	UNC Greensboro	57	53	241	H	ETSU	79	58			

Non-Div I Games: Rhodes 71 54 Montevallo 73 47

Samford

Loss, Non-Conf, S Site, H Home A Away N Neutral

Average RPI Win:	235	WON-LOST	WINNING	LAST 10	STRENGTH OF	OPP. STRENGTH	TEAM	ADJ.	CONF.	ADJ CONF.
Average RPI Loss:	117	RECORD	PCT. RANK	GAMES	SCHEDULE	OF SCHEDULE	RPI	RPI	RPI	RPI
DIV. I ONLY	8- 21	285	0- 1	183	89	273	273	7	7	
DIV. I NON-CONF.	6- 4	125	0- 0	321	194	219	219	7	7	
TOTALS	RPI 1-25	RPI 26-50	W-L RECORDS	RPI 51-100	RPI 101-999	RPI 150+				
8- 21	0- 2	0- 5	OVERALL	0- 2	8- 12	8- 7				
6- 9	0- 1	0- 3	HOME	0- 1	6- 4	6- 2				
2- 11	0- 1	0- 2	AWAY	0- 1	2- 7	2- 4				
0- 1	0- 0	0- 0	NEUTRAL	0- 0	0- 1	0- 1				
6- 4	0- 0	0- 1	NON-CONFERENCE	0- 0	6- 3	6- 2				
5- 1	0- 0	0- 1	HOME	0- 0	5- 0	5- 0				
1- 3	0- 0	0- 0	AWAY	0- 0	1- 3	1- 2				
0- 0	0- 0	0- 0	NEUTRAL	0- 0	0- 0	0- 0				
2- 17	0- 2	0- 4	CONFERENCE	0- 2	2- 9	2- 5				
1- 8	0- 1	0- 2	HOME	0- 1	1- 4	1- 2				
1- 8	0- 1	0- 2	AWAY	0- 1	1- 4	1- 2				
0- 1	0- 0	0- 0	NEUTRAL	0- 0	0- 1	0- 1				

RPI	S	Opponent	Score	RPI	S	Opponent	Score	RPI	S	Opponent	Score	RPI	S	Opponent	Score	Team's RPI: 273
13	A	Gonzaga	44 71	26	A	BYU	68 80	99	A	Pepperdine	65 88	102	A	Pacific	47 79	
13	H	Gonzaga	61 86	26	H	BYU	56 65	99	H	Pepperdine	55 74	102	H	Pacific	53 70	
				42	H	California	53 70					104	A	Loyola Marymount	57 83	
				49	A	Saint Mary's (CA)	60 74					104	H	Loyola Marymount	52 69	
				49	H	Saint Mary's (CA)	49 80					108	A	Minnesota	48 53	
												163	A	Santa Clara	57 49	
												163	H	Santa Clara	68 77	
												163	N	Santa Clara	59 63	
												185	H	Hawaii	58 50	
												189	A	Portland	74 96	
												189	H	Portland	60 69	
												208	H	San Diego St.	72 71	
												211	H	Dartmouth	78 76	
												252	A	San Francisco	57 68	
												252	H	San Francisco	66 59	
												272	A	Southern Utah	59 69	
												274	A	Long Beach St.	60 56	
												285	H	Cleveland St.	83 82	
												298	H	San Jose St.	83 79	
												302	A	UTSA	77 87	
LAST 12 Division I GAMES:																
				163	N	Santa Clara	59 63	49	H	Saint Mary's (CA)	49 80					
				252	H	San Francisco	66 59	102	H	Pacific	53 70					
				163	H	Santa Clara	68 77	104	A	Loyola Marymount	57 83					
				26	A	BYU	68 80	99	A	Pepperdine	65 88					
				189	A	Portland	74 96	26	H	BYU	56 65					
				13	A	Gonzaga	44 71	13	H	Gonzaga	61 86					

Non-Div I Games: Cal St. San B'dino 76 58

San Diego

■ Loss,
 ■ Non-Conf,
 ■ S Site,
 ■ Home
 ■ Away
 N Neutral

San Diego St.

Through Games Of March 17, 2019

Average RPI Win:	212	WON-LOST	WINNING	LAST 10	STRENGTH OF	OPP. STRENGTH	TEAM	ADJ.	CONF.	ADJ CONF.
Average RPI Loss:	157	RECORD	PCT. RANK	GAMES	SCHEDULE	OF SCHEDULE	RPI	RPI	RPI	RPI
DIV. I ONLY	14- 18	211	2- 0	194	171	208	208	15	15	
DIV. I NON-CONF.	5- 6	177	0- 0	251	236	229	229	13	13	
TOTALS	RPI 1-25	RPI 26-50	W-L RECORDS	RPI 51-100	RPI 101-999	RPI 150+				
14- 18	0- 0	0- 2	OVERALL	2- 5	12- 11	11- 9				
8- 7	0- 0	0- 1	HOME	1- 2	7- 4	7- 3				
4- 10	0- 0	0- 1	AWAY	0- 2	4- 7	3- 6				
2- 1	0- 0	0- 0	NEUTRAL	1- 1	1- 0	1- 0				
5- 6	0- 0	0- 0	NON-CONFERENCE	0- 2	5- 4	5- 3				
3- 3	0- 0	0- 0	HOME	0- 2	3- 1	3- 1				
2- 3	0- 0	0- 0	AWAY	0- 0	2- 3	2- 2				
0- 0	0- 0	0- 0	NEUTRAL	0- 0	0- 0	0- 0				
9- 12	0- 0	0- 2	CONFERENCE	2- 3	7- 7	6- 6				
5- 4	0- 0	0- 1	HOME	1- 0	4- 3	4- 2				
2- 7	0- 0	0- 1	AWAY	0- 2	2- 4	1- 4				
2- 1	0- 0	0- 0	NEUTRAL	1- 1	1- 0	1- 0				

RPI S	Opponent	Score	RPI S	Opponent	Score	RPI S	Opponent	Score	RPI S	Opponent	Score	Team's RPI: 208
39	A Boise St.	67 91	39	H Boise St.	66 69	55	A New Mexico	62 70	120	A Fresno St.	59 58	
						55	H New Mexico	61 59	120	H Fresno St.	81 87	
						55	N New Mexico	70 61	149	A CSUN	74 77	
						58	H TCU	64 81	163	A Santa Clara	43 60	
						64	A Wyoming	45 87	171	A UC Irvine	78 70	
						64	N Wyoming	70 75	181	A Utah St.	56 54	
						81	H Arizona	60 69	181	H Utah St.	52 65	
									185	H Hawaii	58 57	
									204	A UNLV	57 71	
									204	H UNLV	49 62	
									214	H California Baptist	83 67	
									244	A Nevada	69 74	
									244	H Nevada	64 61	
									264	A Cal St. Fullerton	83 72	
									273	A San Diego	71 72	
									281	H Colorado St.	54 45	
									289	H UC Santa Barbara	58 63	
									297	A Air Force	66 75	
									297	H Air Force	70 61	
									297	N Air Force	63 55	
									298	A San Jose St.	76 84	
									298	H San Jose St.	69 68	
									308	H Incarnate Word	81 38	
LAST 12 Division I GAMES:												
297	N Air Force	63 55	181	H Utah St.	52 65							
55	N New Mexico	70 61	204	H UNLV	49 62							
64	N Wyoming	70 75	244	A Nevada	69 74							
244	H Nevada	64 61	39	A Boise St.	67 91							
120	A Fresno St.	59 58	281	H Colorado St.	54 45							
298	A San Jose St.	76 84	181	A Utah St.	56 54							

Non-Div I Games:

San Diego St.

■ Loss,
 ■ Non-Conf,
 ■ S Site,
 ■ Home
 ■ A Away
 N Neutral

San Francisco

Through Games Of March 17, 2019

Average RPI Win:	261	WON-LOST	WINNING	LAST 10	STRENGTH OF	OPP. STRENGTH	TEAM	ADJ.	CONF.	ADJ CONF.
Average RPI Loss:	102	RECORD	PCT. RANK	GAMES	SCHEDULE	OF SCHEDULE	RPI	RPI	RPI	RPI
DIV. I ONLY	7- 24	307	1- 1	109	92	252	252	7	7	
DIV. I NON-CONF.	4- 7	228	0- 0	200	180	231	231	7	7	
TOTALS	RPI 1-25	RPI 26-50	W-L RECORDS	RPI 51-100	RPI 101-999	RPI 150+				
7- 24	0- 3	0- 4	OVERALL	0- 5	7- 12	7- 6				
2- 11	0- 1	0- 2	HOME	0- 3	2- 5	2- 2				
2- 11	0- 2	0- 2	AWAY	0- 2	2- 5	2- 3				
3- 2	0- 0	0- 0	NEUTRAL	0- 0	3- 2	3- 1				
4- 7	0- 1	0- 0	NON-CONFERENCE	0- 3	4- 3	4- 2				
1- 3	0- 0	0- 0	HOME	0- 2	1- 1	1- 0				
1- 3	0- 1	0- 0	AWAY	0- 1	1- 1	1- 1				
2- 1	0- 0	0- 0	NEUTRAL	0- 0	2- 1	2- 1				
3- 17	0- 2	0- 4	CONFERENCE	0- 2	3- 9	3- 4				
1- 8	0- 1	0- 2	HOME	0- 1	1- 4	1- 2				
1- 8	0- 1	0- 2	AWAY	0- 1	1- 4	1- 2				
1- 1	0- 0	0- 0	NEUTRAL	0- 0	1- 1	1- 0				

RPI 1-25				RPI 26-50				RPI 51-100				RPI 101+ Team's RPI: 252			
RPI	S	Opponent	Score	RPI	S	Opponent	Score	RPI	S	Opponent	Score	RPI	S	Opponent	Score
4	A	Stanford	62 96	26	A	BYU	59 82	72	H	UC Davis	68 70	102	A	Pacific	48 74
13	A	Gonzaga	51 78	26	H	BYU	59 67	76	H	UT Arlington	73 80	102	H	Pacific	75 85
13	H	Gonzaga	44 64	49	A	Saint Mary's (CA)	63 88	84	A	Idaho	63 70	104	A	Loyola Marymount	58 66
				49	H	Saint Mary's (CA)	65 80	99	A	Pepperdine	50 69	104	H	Loyola Marymount	66 73
								99	H	Pepperdine	66 72	104	N	Loyola Marymount	45 66
												129	H	Northern Colo.	63 68
												158	A	Washington St.	61 91
												163	A	Santa Clara	57 49
												163	H	Santa Clara	66 71
												189	A	Portland	73 78
												189	H	Portland	66 69
												189	N	Portland	76 69
												224	N	North Dakota	97 100
												265	A	Sacramento St.	86 75
												273	A	San Diego	59 66
												273	H	San Diego	68 57
												298	H	San Jose St.	85 63
												316	N	Cal Poly	65 62
												320	N	North Dakota St.	75 42
LAST 12 Division I GAMES:															
189	N	Portland	76 69	49	A	Saint Mary's (CA)	63 88								
104	N	Loyola Marymount	45 66	102	A	Pacific	48 74								
273	A	San Diego	59 66	104	H	Loyola Marymount	66 73								
26	A	BYU	59 82	99	H	Pepperdine	66 72								
13	H	Gonzaga	44 64	163	A	Santa Clara	57 49								
189	H	Portland	66 69	189	A	Portland	73 78								

Non-Div I Games:

San Francisco

 Loss,
 Non-Conf,
 S Site,
 H Home
 A Away
N Neutral

San Jose St.

Through Games Of March 17, 2019

Average RPI Win:	227	WON-LOST	WINNING	LAST 10	STRENGTH OF	OPP. STRENGTH	TEAM	ADJ.	CONF.	ADJ CONF.
Average RPI Loss:	152	RECORD	PCT. RANK	GAMES	SCHEDULE	OF SCHEDULE	RPI	RPI	RPI	RPI
DIV. I ONLY	6- 23	318	0- 1	170	152	298	298	15	15	
DIV. I NON-CONF.	1- 9	326	0- 0	243	187	336	336	13	13	
TOTALS	RPI 1-25	RPI 26-50	W-L RECORDS	RPI 51-100	RPI 101-999	RPI 150+				
6- 23	0- 0	0- 2	OVERALL	0- 5	6- 16	5- 12				
5- 8	0- 0	0- 1	HOME	0- 2	5- 5	4- 4				
1- 14	0- 0	0- 1	AWAY	0- 3	1- 10	1- 7				
0- 1	0- 0	0- 0	NEUTRAL	0- 0	0- 1	0- 1				
1- 9	0- 0	0- 0	NON-CONFERENCE	0- 1	1- 8	1- 5				
1- 3	0- 0	0- 0	HOME	0- 0	1- 3	1- 2				
0- 6	0- 0	0- 0	AWAY	0- 1	0- 5	0- 3				
0- 0	0- 0	0- 0	NEUTRAL	0- 0	0- 0	0- 0				
5- 14	0- 0	0- 2	CONFERENCE	0- 4	5- 8	4- 7				
4- 5	0- 0	0- 1	HOME	0- 2	4- 2	3- 2				
1- 8	0- 0	0- 1	AWAY	0- 2	1- 5	1- 4				
0- 1	0- 0	0- 0	NEUTRAL	0- 0	0- 1	0- 1				

RPI S	Opponent	Score	RPI S	Opponent	Score	RPI S	Opponent	Score	RPI S	Opponent	Score	Team's RPI: 298
39	A Boise St.	68 99	39	H Boise St.	69 83	55	A New Mexico	72 110	102	H Pacific	67 91	
						55	H New Mexico	60 79	106	A Portland St.	51 80	
						64	A Wyoming	56 85	120	A Fresno St.	48 77	
						64	H Wyoming	56 70	120	H Fresno St.	65 57	
						94	A Nebraska	63 96	149	A CSUN	40 76	
									163	H Santa Clara	56 62	
									171	H UC Irvine	66 74	
									178	A Colorado	64 76	
									181	A Utah St.	49 82	
									181	H Utah St.	68 59	
									204	A UNLV	70 74	
									204	H UNLV	43 53	
									208	A San Diego St.	68 69	
									208	H San Diego St.	84 76	
									244	H Nevada	49 52	
									244	N Nevada	68 78	
									252	A San Francisco	63 85	
									273	A San Diego	79 83	
									276	H CSU Bakersfield	82 72	
									281	A Colorado St.	78 70	
									297	A Air Force	77 88	
									297	H Air Force	73 60	
LAST 12 Division I GAMES:												
244	N Nevada	68 78	281	A Colorado St.	78 70							
120	H Fresno St.	65 57	204	A UNLV	70 74							
64	A Wyoming	56 85	55	H New Mexico	60 79							
208	H San Diego St.	84 76	39	H Boise St.	69 83							
55	A New Mexico	72 110	208	A San Diego St.	68 69							
297	H Air Force	73 60	181	H Utah St.	68 59							

Non-Div I Games: San Fran. St. 66 73

San Jose St.

Loss, Non-Conf, S Site, H Home A Away N Neutral

Santa Clara

Through Games Of March 17, 2019

Average RPI Win:	215	WON-LOST	WINNING	LAST 10	STRENGTH OF	OPP. STRENGTH	TEAM	ADJ.	CONF.	ADJ CONF.
Average RPI Loss:	91	RECORD	PCT. RANK	GAMES	SCHEDULE	OF SCHEDULE	RPI	RPI	RPI	RPI
DIV. I ONLY	13- 17	212	1- 1	113	96	163	163	7	7	
DIV. I NON-CONF.	6- 4	125	0- 0	188	198	131	131	7	7	
TOTALS	RPI 1-25	RPI 26-50	W-L RECORDS	RPI 51-100	RPI 101-999	RPI 150+				
13- 17	0- 3	0- 4	OVERALL	1- 3	12- 7	10- 2				
5- 9	0- 1	0- 2	HOME	1- 1	4- 5	4- 2				
7- 7	0- 2	0- 2	AWAY	0- 2	7- 1	5- 0				
1- 1	0- 0	0- 0	NEUTRAL	0- 0	1- 1	1- 0				
6- 4	0- 1	0- 0	NON-CONFERENCE	1- 1	5- 2	5- 0				
4- 1	0- 0	0- 0	HOME	1- 0	3- 1	3- 0				
2- 3	0- 1	0- 0	AWAY	0- 1	2- 1	2- 0				
0- 0	0- 0	0- 0	NEUTRAL	0- 0	0- 0	0- 0				
7- 13	0- 2	0- 4	CONFERENCE	0- 2	7- 5	5- 2				
1- 8	0- 1	0- 2	HOME	0- 1	1- 4	1- 2				
5- 4	0- 1	0- 2	AWAY	0- 1	5- 0	3- 0				
1- 1	0- 0	0- 0	NEUTRAL	0- 0	1- 1	1- 0				

RPI 1-25				RPI 26-50				RPI 51-100				RPI 101+ Team's RPI: 163			
RPI	S	Opponent	Score	RPI	S	Opponent	Score	RPI	S	Opponent	Score	RPI	S	Opponent	Score
13	A	Gonzaga	61 78	26	A	BYU	64 69	52	H	Missouri St.	77 73	102	A	Pacific	88 83
13	H	Gonzaga	61 74	26	H	BYU	44 54	53	A	Southern California	46 77	102	H	Pacific	70 74
24	A	Oregon St.	31 82	49	A	Saint Mary's (CA)	68 81	99	A	Pepperdine	48 74	102	N	Pacific	60 76
				49	H	Saint Mary's (CA)	59 83	99	H	Pepperdine	74 76	104	A	Loyola Marymount	83 75
LAST 12 Division I GAMES:															
273	N	San Diego	63 59	102	A	Pacific	88 83	208	H	San Diego St.	60 43	104	H	Loyola Marymount	60 69
102	N	Pacific	60 76	49	A	Saint Mary's (CA)	68 81	244	H	Nevada	56 48	120	A	Fresno St.	53 80
26	A	BYU	64 69	99	H	Pepperdine	74 76	149	H	CSUN	38 53	189	A	Portland	72 66
273	A	San Diego	77 68	104	H	Loyola Marymount	60 69	189	H	Portland	106 68	252	A	San Francisco	71 66
189	H	Portland	106 68	252	H	San Francisco	49 57	264	A	Cal St. Fullerton	64 60	252	H	San Francisco	49 57
13	H	Gonzaga	61 74	13	A	Gonzaga	61 78	273	A	San Diego	77 68	273	H	San Diego	49 57
								273	N	San Diego	63 59	298	A	San Jose St.	62 56
												342	H	Grand Canyon	75 55

Non-Div I Games: Sonoma St. 98 38

Santa Clara

Loss, Non-Conf, S Site, H Home A Away N Neutral

Average RPI Win:	317	WON-LOST	WINNING	LAST 10	STRENGTH OF	OPP. STRENGTH	TEAM	ADJ.	CONF.	ADJ CONF.
Average RPI Loss:	244	RECORD	PCT. RANK	GAMES	SCHEDULE	OF SCHEDULE	RPI	RPI	RPI	RPI
DIV. I ONLY	5- 19	316	0- 1	348	344	345	345	32	32	
DIV. I NON-CONF.	0- 7	336	0- 0	232	134	342	342	32	32	
TOTALS	RPI 1-25	RPI 26-50	W-L RECORDS	RPI 51-100	RPI 101-999	RPI 150+				
5- 19	0- 1	0- 1	OVERALL	0- 0	5- 17	5- 17				
2- 9	0- 0	0- 0	HOME	0- 0	2- 9	2- 9				
3- 9	0- 1	0- 1	AWAY	0- 0	3- 7	3- 7				
0- 1	0- 0	0- 0	NEUTRAL	0- 0	0- 1	0- 1				
0- 7	0- 1	0- 1	NON-CONFERENCE	0- 0	0- 5	0- 5				
0- 3	0- 0	0- 0	HOME	0- 0	0- 3	0- 3				
0- 4	0- 1	0- 1	AWAY	0- 0	0- 2	0- 2				
0- 0	0- 0	0- 0	NEUTRAL	0- 0	0- 0	0- 0				
5- 12	0- 0	0- 0	CONFERENCE	0- 0	5- 12	5- 12				
2- 6	0- 0	0- 0	HOME	0- 0	2- 6	2- 6				
3- 5	0- 0	0- 0	AWAY	0- 0	3- 5	3- 5				
0- 1	0- 0	0- 0	NEUTRAL	0- 0	0- 1	0- 1				

RPI 1-25				RPI 26-50				RPI 51-100				RPI 101+				Team's RPI: 345	
RPI	S	Opponent	Score	RPI	S	Opponent	Score	RPI	S	Opponent	Score	RPI	S	Opponent	Score		
18	A	DePaul	61 124	27	A	South Dakota St.	49 97					201	H	Bethune-Cookman	47 68		
												202	A	N.C. A&T	69 73		
												205	A	UMES	46 78		
												226	H	Texas Southern	41 65		
												230	H	Howard	70 106		
												233	H	Jacksonville	58 68		
												239	A	Ole Miss	51 74		
												251	H	Norfolk St.	42 78		
												257	A	Wichita St.	50 66		
												287	H	Ga. Southern	71 82		
												299	A	South Carolina St.	65 64		
												299	H	South Carolina St.	60 71		
												299	N	South Carolina St.	53 62		
												311	A	Morgan St.	47 63		
												311	H	Morgan St.	53 35		
												314	A	Coppin St.	76 70		
												314	H	Coppin St.	68 57		
												335	A	N.C. Central	65 77		
												335	H	N.C. Central	67 71		
												340	A	Delaware St.	58 66		
												346	A	Florida A&M	54 50		
												346	H	Florida A&M	55 60		
LAST 12 Division I GAMES:																	
				299	N	South Carolina St.	53 62					346	H	Florida A&M	55 60		
				299	A	South Carolina St.	65 64					311	H	Morgan St.	53 35		
				230	H	Howard	70 106					314	H	Coppin St.	68 57		
				202	A	N.C. A&T	69 73					205	A	UMES	46 78		
				335	A	N.C. Central	65 77					340	A	Delaware St.	58 66		
				201	H	Bethune-Cookman	47 68					335	H	N.C. Central	67 71		

Non-Div I Games: Carver 101 49 Wesleyan (GA) 155 26

Savannah St.

■ Loss,
 ■ Non-Conf,
 ■ S Site,
 ■ Home
 ■ A Away
 N Neutral

Average RPI Win: 322	WON-LOST	WINNING	LAST 10	STRENGTH OF	OPP. STRENGTH	TEAM	ADJ.	CONF.	ADJ CONF.
Average RPI Loss: 200	RECORD	PCT. RANK	GAMES	SCHEDULE	OF SCHEDULE	RPI	RPI	RPI	RPI
DIV. I ONLY	3- 27	346	0- 1	258	313	337	337	30	30
DIV. I NON-CONF.	0- 13	336	0- 0	143	232	332	332	30	30
TOTALS	RPI 1-25	RPI 26-50	W-L RECORDS	RPI 51-100	RPI 101-999	RPI 150+			
3- 27	0- 0	0- 0	OVERALL	0- 4	3- 23	3- 18			
1- 12	0- 0	0- 0	HOME	0- 1	1- 11	1- 9			
2- 13	0- 0	0- 0	AWAY	0- 2	2- 11	2- 8			
0- 2	0- 0	0- 0	NEUTRAL	0- 1	0- 1	0- 1			
0- 13	0- 0	0- 0	NON-CONFERENCE	0- 4	0- 9	0- 6			
0- 5	0- 0	0- 0	HOME	0- 1	0- 4	0- 3			
0- 7	0- 0	0- 0	AWAY	0- 2	0- 5	0- 3			
0- 1	0- 0	0- 0	NEUTRAL	0- 1	0- 0	0- 0			
3- 14	0- 0	0- 0	CONFERENCE	0- 0	3- 14	3- 12			
1- 7	0- 0	0- 0	HOME	0- 0	1- 7	1- 6			
2- 6	0- 0	0- 0	AWAY	0- 0	2- 6	2- 5			
0- 1	0- 0	0- 0	NEUTRAL	0- 0	0- 1	0- 1			

RPI 1-25				RPI 26-50				RPI 51-100				RPI 101+				Team's RPI: 337	
RPI	S	Opponent	Score	RPI	S	Opponent	Score	RPI	S	Opponent	Score	RPI	S	Opponent	Score		
								72	A	UC Davis	59 76	102	A	Pacific	61 75		
								81	N	Arizona	54 84	106	A	Portland St.	43 68		
								88	A	Utah	62 89	125	A	New Mexico St.	55 75		
								99	H	Pepperdine	64 78	125	H	New Mexico St.	72 83		
												136	H	Washington	58 69		
												171	A	UC Irvine	60 65		
												185	A	Hawaii	51 67		
												212	A	UTRGV	56 69		
												212	H	UTRGV	70 74		
												212	N	UTRGV	54 56		
												214	A	California Baptist	83 100		
												214	H	California Baptist	64 86		
												222	H	Northern Ariz.	58 65		
												228	A	UMKC	66 83		
												228	H	UMKC	62 86		
												244	A	Nevada	54 67		
												264	H	Cal St. Fullerton	54 57		
												276	A	CSU Bakersfield	68 58		
												276	H	CSU Bakersfield	60 70		
												293	A	Utah Valley	56 63		
												293	H	Utah Valley	55 58		
												316	H	Cal Poly	50 60		
												342	A	Grand Canyon	70 55		
												342	H	Grand Canyon	73 74		
												348	A	Chicago St.	61 64		
												348	H	Chicago St.	90 54		
LAST 12 Division I GAMES:																	
				212	N	UTRGV	54 56			125	H	New Mexico St.	72 83				
				342	A	Grand Canyon	70 55			212	H	UTRGV	70 74				
				276	A	CSU Bakersfield	68 58			293	A	Utah Valley	56 63				
				214	H	California Baptist	64 86			214	A	California Baptist	83 100				
				348	A	Chicago St.	61 64			228	H	UMKC	62 86				
				228	A	UMKC	66 83			348	H	Chicago St.	90 54				

Non-Div I Games:

Seattle U

■ Loss,
 ■ Non-Conf,
 ■ S Site,
 ■ Home
 ■ A Away
 N Neutral

Average RPI Win:	187	WON-LOST	WINNING	LAST 10	STRENGTH OF	OPP. STRENGTH	TEAM	ADJ.	CONF.	ADJ CONF.
Average RPI Loss:	78	RECORD	PCT. RANK	GAMES	SCHEDULE	OF SCHEDULE	RPI	RPI	RPI	RPI
DIV. I ONLY	15- 15	167	0- 1	104	76	142	142	6	6	
DIV. I NON-CONF.	8- 3	72	0- 0	259	239	122	122	4	4	
TOTALS	RPI 1-25	RPI 26-50	W-L RECORDS	RPI 51-100	RPI 101-999	RPI 150+				
15- 15	1- 4	1- 1	OVERALL	3- 6	10- 4	7- 2				
11- 4	0- 2	0- 0	HOME	3- 1	8- 1	6- 1				
3- 9	1- 2	1- 1	AWAY	0- 4	1- 2	0- 1				
1- 2	0- 0	0- 0	NEUTRAL	0- 1	1- 1	1- 0				
8- 3	0- 1	1- 1	NON-CONFERENCE	0- 1	7- 0	7- 0				
6- 0	0- 0	0- 0	HOME	0- 0	6- 0	6- 0				
1- 2	0- 1	1- 1	AWAY	0- 0	0- 0	0- 0				
1- 1	0- 0	0- 0	NEUTRAL	0- 1	1- 0	1- 0				
7- 12	1- 3	0- 0	CONFERENCE	3- 5	3- 4	0- 2				
5- 4	0- 2	0- 0	HOME	3- 1	2- 1	0- 1				
2- 7	1- 1	0- 0	AWAY	0- 4	1- 2	0- 1				
0- 1	0- 0	0- 0	NEUTRAL	0- 0	0- 1	0- 0				

RPI 1-25				RPI 26-50				RPI 51-100				RPI 101+ Team's RPI: 142			
RPI	S	Opponent	Score	RPI	S	Opponent	Score	RPI	S	Opponent	Score	RPI	S	Opponent	Score
6	A	UConn	61 99	35	A	UCLA	62 78	56	A	Villanova	68 73	117	A	St. John's (NY)	76 72
12	A	Marquette	60 96	44	A	Princeton	70 66	56	H	Villanova	66 70	117	H	St. John's (NY)	77 67
12	H	Marquette	63 109					68	N	Georgia Tech	73 84	117	N	St. John's (NY)	51 76
18	A	DePaul	84 73					70	A	Georgetown	43 51	121	A	Providence	75 82
18	H	DePaul	85 94					70	H	Georgetown	76 63	121	H	Providence	79 73
								74	A	Butler	59 62	218	A	Xavier	62 63
								74	H	Butler	83 62	218	H	Xavier	76 80
								93	A	Creighton	71 80	248	H	St. Francis Brooklyn	100 77
								93	H	Creighton	82 75	292	H	Kennesaw St.	102 80
												302	H	UTSA	84 53
												309	N	UNC Greensboro	71 64
												319	H	Wagner	95 40
												328	H	UMass Lowell	90 57
												347	H	Saint Peter's	90 47
LAST 12 Division I GAMES:															
117	N	St. John's (NY)	51 76	93	A	Creighton	71 80								
117	A	St. John's (NY)	76 72	121	A	Providence	75 82								
56	A	Villanova	68 73	74	H	Butler	83 62								
70	A	Georgetown	43 51	218	H	Xavier	76 80								
12	H	Marquette	63 109	70	H	Georgetown	76 63								
18	H	DePaul	85 94	56	H	Villanova	66 70								

Non-Div I Games:

Seton Hall

■ Loss,
 ■ Non-Conf,
 ■ S Site,
 ■ H Home
 ■ A Away
 N Neutral

Average RPI Win: 282	WON-LOST	WINNING	LAST 10	STRENGTH OF	OPP. STRENGTH	TEAM	ADJ.	CONF.	ADJ CONF.
Average RPI Loss: 179	RECORD	PCT. RANK	GAMES	SCHEDULE	OF SCHEDULE	RPI	RPI	RPI	RPI
DIV. I ONLY	12- 18	227	0- 1	289	287	278	278	26	26
DIV. I NON-CONF.	4- 7	228	0- 0	213	288	271	271	27	27
TOTALS	RPI 1-25	RPI 26-50	W-L RECORDS	RPI 51-100	RPI 101-999	RPI 150+			
12- 18	0- 0	0- 2	OVERALL	0- 3	12- 13	12- 11			
6- 9	0- 0	0- 1	HOME	0- 2	6- 6	6- 5			
5- 7	0- 0	0- 1	AWAY	0- 0	5- 6	5- 5			
1- 2	0- 0	0- 0	NEUTRAL	0- 1	1- 1	1- 1			
4- 7	0- 0	0- 0	NON-CONFERENCE	0- 3	4- 4	4- 4			
2- 4	0- 0	0- 0	HOME	0- 2	2- 2	2- 2			
1- 2	0- 0	0- 0	AWAY	0- 0	1- 2	1- 2			
1- 1	0- 0	0- 0	NEUTRAL	0- 1	1- 0	1- 0			
8- 11	0- 0	0- 2	CONFERENCE	0- 0	8- 9	8- 7			
4- 5	0- 0	0- 1	HOME	0- 0	4- 4	4- 3			
4- 5	0- 0	0- 1	AWAY	0- 0	4- 4	4- 3			
0- 1	0- 0	0- 0	NEUTRAL	0- 0	0- 1	0- 1			

RPI S	Opponent	Score	RPI S	Opponent	Score	RPI S	Opponent	Score	RPI S	Opponent	Score	Team's RPI: 278
41	A Quinnipiac	31 68	41	H Quinnipiac	38 67	57	H Penn	51 58	118	A Marist	59 88	
						65	N Drexel	39 51	118	H Marist	58 73	
						90	H Harvard	54 73	168	A Rider	54 77	
									168	H Rider	52 55	
									192	A Sacred Heart	50 72	
									206	H Massachusetts	64 59	
									215	A Monmouth	77 68	
									215	H Monmouth	54 56	
									229	H Hofstra	50 57	
									230	A Howard	86 81	
									250	H Colgate	55 53	
									262	A St. Bonaventure	58 74	
									266	A Manhattan	48 52	
									266	H Manhattan	62 56	
									271	H Niagara	67 61	
									282	A Fairfield	55 59	
									282	H Fairfield	40 66	
									286	A Canisius	78 66	
									307	H Fla. Atlantic	66 70	
									319	N Wagner	74 71	
									324	A Iona	66 45	
									324	H Iona	59 47	
									324	N Iona	64 75	
									347	A Saint Peter's	84 57	
									347	H Saint Peter's	50 46	
LAST 12 Division I GAMES:												
324	N Iona	64 75	282	H Fairfield	40 66							
319	N Wagner	74 71	215	H Monmouth	54 56							
41	H Quinnipiac	38 67	324	A Iona	66 45							
168	A Rider	54 77	266	A Manhattan	48 52							
286	A Canisius	78 66	118	H Marist	58 73							
271	H Niagara	67 61	282	A Fairfield	55 59							

Non-Div I Games:

Siena

■ Loss,
 ■ Non-Conf,
 ■ S Site,
 ■ Home
 ■ Away
 N Neutral

Season Totals				Through Games Of March 17, 2015						
Average RPI Win:	206	WON-LOST	WINNING	LAST 10	STRENGTH OF	OPP. STRENGTH	TEAM	ADJ.	CONF.	ADJ CONF.
Average RPI Loss:	115	RECORD	PCT. RANK	GAMES	SCHEDULE	OF SCHEDULE	RPI	RPI	RPI	RPI
DIV. I ONLY	22- 10	70	1- 0	164	162	98	98	12	12	
DIV. I NON-CONF.	9- 0	1	0- 0	284	275	48	48	14	14	

TOTALS	RPI 1-25		RPI 26-50	W-L RECORDS		RPI 51-100	RPI 101-999		RPI 150+	
22- 10	0- 0		0- 0	OVERALL		3- 5	19- 5		16- 3	
10- 3	0- 0		0- 0	HOME		1- 1	9- 2		8- 1	
8- 6	0- 0		0- 0	AWAY		0- 3	8- 3		7- 2	
4- 1	0- 0		0- 0	NEUTRAL		2- 1	2- 0		1- 0	
9- 0	0- 0		0- 0	NON-CONFERENCE		0- 0	9- 0		8- 0	
3- 0	0- 0		0- 0	HOME		0- 0	3- 0		3- 0	
5- 0	0- 0		0- 0	AWAY		0- 0	5- 0		5- 0	
1- 0	0- 0		0- 0	NEUTRAL		0- 0	1- 0		0- 0	
13- 10	0- 0		0- 0	CONFERENCE		3- 5	10- 5		8- 3	
7- 3	0- 0		0- 0	HOME		1- 1	6- 2		5- 1	
3- 6	0- 0		0- 0	AWAY		0- 3	3- 3		2- 2	
3- 1	0- 0		0- 0	NEUTRAL		2- 1	1- 0		1- 0	

[illegible]

Non-Div I Games: Faulkner

97 40

Spring Hill

75 57

South Alabama

Loss, Non-Conf, S Site, H Home A Away N Neutral

Average RPI Win:	130	WON-LOST	WINNING	LAST 10	STRENGTH OF	OPP. STRENGTH	TEAM	ADJ.	CONF.	ADJ CONF.
Average RPI Loss:	19	RECORD	PCT. RANK	GAMES	SCHEDULE	OF SCHEDULE	RPI	RPI	RPI	RPI
DIV. I ONLY	21- 9	61	0- 1	10	29	17	17	5	5	
DIV. I NON-CONF.	8- 5	119	0- 0	14	18	38	38	5	5	
TOTALS	RPI 1-25	RPI 26-50	W-L RECORDS	RPI 51-100	RPI 101-999	RPI 150+				
21- 9	2- 8	2- 0	OVERALL	5- 1	12- 0	9- 0				
11- 4	0- 4	1- 0	HOME	1- 0	9- 0	6- 0				
9- 2	2- 2	1- 0	AWAY	4- 0	2- 0	2- 0				
1- 3	0- 2	0- 0	NEUTRAL	0- 1	1- 0	1- 0				
8- 5	0- 5	0- 0	NON-CONFERENCE	2- 0	6- 0	4- 0				
5- 2	0- 2	0- 0	HOME	1- 0	4- 0	2- 0				
2- 1	0- 1	0- 0	AWAY	1- 0	1- 0	1- 0				
1- 2	0- 2	0- 0	NEUTRAL	0- 0	1- 0	1- 0				
13- 4	2- 3	2- 0	CONFERENCE	3- 1	6- 0	5- 0				
6- 2	0- 2	1- 0	HOME	0- 0	5- 0	4- 0				
7- 1	2- 1	1- 0	AWAY	3- 0	1- 0	1- 0				
0- 1	0- 0	0- 0	NEUTRAL	0- 1	0- 0	0- 0				

RPI	S	Opponent	Score	RPI	S	Opponent	Score	RPI	S	Opponent	Score	RPI	S	Opponent	Score
2	H	Baylor	69 94	30	H	Missouri	79 65	51	H	Clemson	69 57	112	H	Georgia	65 57
6	A	UConn	79 97	50	A	Auburn	73 66	60	A	Tennessee	82 67	119	H	Dayton	65 55
8	A	Mississippi St.	74 89					67	A	Arkansas	87 79	130	H	Appalachian St.	80 50
8	H	Mississippi St.	64 68					67	N	Arkansas	89 95	157	H	Alabama	62 59
14	H	Maryland	61 85					85	A	LSU	76 53	165	H	Temple	88 60
16	A	Texas A&M	60 57					89	A	Purdue	82 73	191	H	Furman	66 53
20	N	Drake	85 90									209	H	Vanderbilt	80 69
22	A	Kentucky	74 70									213	A	Florida	96 77
22	H	Kentucky	57 65									213	H	Florida	71 40
24	N	Oregon St.	68 70									239	H	Ole Miss	76 42
												241	N	ETSU	101 55
												268	A	Alabama St.	94 38
LAST 12 Division I GAMES:															
67	N	Arkansas	89 95	22	H	Kentucky	57 65								
20	N	Drake	85 90	213	A	Florida	96 77								
24	N	Oregon St.	68 70	112	H	Georgia	65 57								
8	H	Mississippi St.	64 68	6	A	UConn	79 97								
50	A	Auburn	73 66	239	H	Ole Miss	76 42								
60	A	Tennessee	82 67	67	A	Arkansas	87 79								

Non-Div I Games:

South Carolina

■ Loss,
 ■ Non-Conf, S Site,
 ■ Home
 ■ Away
 N Neutral

Average RPI Win:	304	WON-LOST	WINNING	LAST 10	STRENGTH OF	OPP. STRENGTH	TEAM	ADJ.	CONF.	ADJ CONF.
Average RPI Loss:	219	RECORD	PCT. RANK	GAMES	SCHEDULE	OF SCHEDULE	RPI	RPI	RPI	RPI
DIV. I ONLY	14- 16	191	1- 0	351	346	299	299	32	32	
DIV. I NON-CONF.	5- 7	206	0- 0	329	271	289	289	32	32	
TOTALS	RPI 1-25	RPI 26-50	W-L RECORDS	RPI 51-100	RPI 101-999	RPI 150+				
14- 16	0- 0	0- 0	OVERALL	0- 2	14- 14	14- 13				
6- 6	0- 0	0- 0	HOME	0- 0	6- 6	6- 6				
7- 7	0- 0	0- 0	AWAY	0- 2	7- 5	7- 5				
1- 3	0- 0	0- 0	NEUTRAL	0- 0	1- 3	1- 2				
5- 7	0- 0	0- 0	NON-CONFERENCE	0- 2	5- 5	5- 4				
3- 1	0- 0	0- 0	HOME	0- 0	3- 1	3- 1				
2- 4	0- 0	0- 0	AWAY	0- 2	2- 2	2- 2				
0- 2	0- 0	0- 0	NEUTRAL	0- 0	0- 2	0- 1				
9- 9	0- 0	0- 0	CONFERENCE	0- 0	9- 9	9- 9				
3- 5	0- 0	0- 0	HOME	0- 0	3- 5	3- 5				
5- 3	0- 0	0- 0	AWAY	0- 0	5- 3	5- 3				
1- 1	0- 0	0- 0	NEUTRAL	0- 0	1- 1	1- 1				

RPI S	Opponent	Score	RPI S	Opponent	Score	RPI S	Opponent	Score	RPI S	Opponent	Score	Team's RPI: 299
						75	A Radford	31 61	147	N Wake Forest	44 58	
						81	A Arizona	32 73	179	A Coastal Caro.	44 57	
									193	N East Carolina	63 71	
									201	A Bethune-Cookman	57 51	
									201	H Bethune-Cookman	64 69	
									202	A N.C. A&T	52 59	
									202	H N.C. A&T	44 58	
									204	H UNLV	58 49	
									205	A UMES	43 63	
									205	N UMES	34 57	
									230	H Howard	72 63	
									251	H Norfolk St.	50 57	
									280	H Charleston So.	67 58	
									296	A Col. of Charleston	51 75	
									306	H Winthrop	50 58	
									311	A Morgan St.	51 62	
									311	H Morgan St.	61 63	
									314	A Coppin St.	75 59	
									314	H Coppin St.	60 55	
									315	A Presbyterian	57 48	
									335	A N.C. Central	72 60	
									340	A Delaware St.	63 60	
									341	A Western Caro.	54 39	
									343	H USC Upstate	71 66	
									345	A Savannah St.	71 60	
									345	H Savannah St.	64 65	
LAST 12 Division I GAMES:												
			345	N Savannah St.	62 53	202	A N.C. A&T	52 59				
			205	N UMES	34 57	346	H Florida A&M	61 48				
			204	H UNLV	58 49	201	H Bethune-Cookman	64 69				
			345	H Savannah St.	64 65	314	H Coppin St.	60 55				
			201	A Bethune-Cookman	57 51	311	H Morgan St.	61 63				
			335	A N.C. Central	72 60	340	A Delaware St.	63 60				

Non-Div I Games: Voorhees 88 61 UNKNOWN 67 51

South Carolina St.

Loss, Non-Conf, S Site, H Home A Away N Neutral

S
o
u
t
h
C
a
r
o
l
i
n
a
s
t
.

RPI S Opponent South Carolina St.
Score

Through Games Of March 17, 2019

RPI	S	Opponent	Score
345	N	Savannah St.	62 53
346	H	Florida A&M	61 48

S
o
u
t
h
C
a
r
o
l
i
n
a
s
t
.

South Carolina st.
S
t
.

South Dakota

Through Games Of March 17, 2019

Average RPI Win:	203	WON-LOST	WINNING	LAST 10	STRENGTH OF	OPP. STRENGTH	TEAM	ADJ.	CONF.	ADJ CONF.
Average RPI Loss:	58	RECORD	PCT. RANK	GAMES	SCHEDULE	OF SCHEDULE	RPI	RPI	RPI	RPI
DIV. I ONLY	26- 5	15	1- 1	163	138	40	40	19	19	
DIV. I NON-CONF.	10- 2	37	0- 0	44	20	15	15	18	18	
TOTALS	RPI 1-25	RPI 26-50	W-L RECORDS	RPI 51-100	RPI 101-999	RPI 150+				
26- 5	1- 1	2- 3	OVERALL	3- 0	20- 1	19- 1				
11- 0	1- 0	1- 0	HOME	1- 0	8- 0	8- 0				
10- 3	0- 1	1- 1	AWAY	2- 0	7- 1	7- 1				
5- 2	0- 0	0- 2	NEUTRAL	0- 0	5- 0	4- 0				
10- 2	1- 1	1- 1	NON-CONFERENCE	3- 0	5- 0	4- 0				
3- 0	1- 0	0- 0	HOME	1- 0	1- 0	1- 0				
4- 1	0- 1	1- 0	AWAY	2- 0	1- 0	1- 0				
3- 1	0- 0	0- 1	NEUTRAL	0- 0	3- 0	2- 0				
16- 3	0- 0	1- 2	CONFERENCE	0- 0	15- 1	15- 1				
8- 0	0- 0	1- 0	HOME	0- 0	7- 0	7- 0				
6- 2	0- 0	0- 1	AWAY	0- 0	6- 1	6- 1				
2- 1	0- 0	0- 1	NEUTRAL	0- 0	2- 0	2- 0				

RPI 1-25				RPI 26-50				Team's RPI: 40				RPI 51-100				RPI 101+			
RPI	S	Opponent	Score	RPI	S	Opponent	Score	RPI	S	Opponent	Score	RPI	S	Opponent	Score	RPI	S	Opponent	Score
11	H	Iowa St.	64 59	27	A	South Dakota St.	78 82	52	A	Missouri St.	85 74	104	N	Loyola Marymount	67 40				
20	A	Drake	64 76	27	H	South Dakota St.	105 98	69	H	Green Bay	55 49	160	A	Oral Roberts	76 72				
				27	N	South Dakota St.	71 83	93	A	Creighton	77 65	160	H	Oral Roberts	75 64				
				30	A	Missouri	74 61					167	A	Denver	99 104				
				48	N	Indiana	60 68					167	H	Denver	73 58				
												187	A	Montana	64 41				
												207	N	Grambling	67 53				
												224	A	North Dakota	80 50				
												224	H	North Dakota	87 54				
												224	N	North Dakota	84 61				
												242	A	Western Ill.	83 61				
												242	H	Western Ill.	92 49				
												257	N	Wichita St.	73 64				
												308	H	Incarnate Word	96 43				
												320	A	North Dakota St.	67 41				
												320	H	North Dakota St.	76 57				
												320	N	North Dakota St.	74 51				
												326	A	Omaha	80 49				
												326	H	Omaha	78 33				
												334	A	Purdue Fort Wayne	71 49				
												334	H	Purdue Fort Wayne	69 51				
LAST 12 Division I GAMES:																			
				224	N	North Dakota	84 61			167	H	Denver	73 58						
				27	N	South Dakota St.	71 83			242	A	Western Ill.	83 61						
				320	N	North Dakota St.	74 51			160	H	Oral Roberts	75 64						
				224	H	North Dakota	87 54			326	H	Omaha	78 33						
				320	H	North Dakota St.	76 57			334	A	Purdue Fort Wayne	71 49						
				27	A	South Dakota St.	78 82			242	H	Western Ill.	92 49						

Non-Div I Games: St. Mary (NE) 112 52 Bellevue 79 40

South Dakota

Loss, Non-Conf, S Site, H Home A Away N Neutral

Average RPI Win:	195	WON-LOST	WINNING	LAST 10	STRENGTH OF	OPP. STRENGTH	TEAM	ADJ.	CONF.	ADJ CONF.
Average RPI Loss:	25	RECORD	PCT. RANK	GAMES	SCHEDULE	OF SCHEDULE	RPI	RPI	RPI	RPI
DIV. I ONLY	26- 6	18	3- 0	65	143	27	27	19	19	
DIV. I NON-CONF.	8- 5	119	0- 0	5	15	18	18	18	18	
TOTALS	RPI 1-25	RPI 26-50	W-L RECORDS	RPI 51-100	RPI 101-999	RPI 150+				
26- 6	1- 4	3- 1	OVERALL	3- 1	19- 0	18- 0				
13- 1	1- 1	1- 0	HOME	3- 0	8- 0	8- 0				
10- 3	0- 1	1- 1	AWAY	0- 1	9- 0	8- 0				
3- 2	0- 2	1- 0	NEUTRAL	0- 0	2- 0	2- 0				
8- 5	1- 4	1- 0	NON-CONFERENCE	3- 1	3- 0	2- 0				
5- 1	1- 1	0- 0	HOME	3- 0	1- 0	1- 0				
3- 2	0- 1	1- 0	AWAY	0- 1	2- 0	1- 0				
0- 2	0- 2	0- 0	NEUTRAL	0- 0	0- 0	0- 0				
18- 1	0- 0	2- 1	CONFERENCE	0- 0	16- 0	16- 0				
8- 0	0- 0	1- 0	HOME	0- 0	7- 0	7- 0				
7- 1	0- 0	0- 1	AWAY	0- 0	7- 0	7- 0				
3- 0	0- 0	1- 0	NEUTRAL	0- 0	2- 0	2- 0				

RPI 1-25				RPI 26-50				Team's RPI: 27	RPI 51-100				RPI 101+			
RPI	S	Opponent	Score	RPI	S	Opponent	Score		RPI	S	Opponent	Score	RPI	S	Opponent	Score
2	N	Baylor	66 72	32	A	Central Mich.	80 71		63	H	FGCU	80 62	148	A	Montana St.	88 67
5	H	Oregon	79 87	40	A	South Dakota	98 105		64	A	Wyoming	70 77	160	A	Oral Roberts	74 65
12	A	Marquette	52 91	40	H	South Dakota	82 78		69	H	Green Bay	77 47	160	H	Oral Roberts	68 55
20	H	Drake	80 71	40	N	South Dakota	83 71		93	H	Creighton	74 48	160	N	Oral Roberts	86 55
25	N	Buffalo	55 61										167	A	Denver	83 67
													167	H	Denver	76 59
													169	A	Chattanooga	71 54
													224	A	North Dakota	66 48
													224	H	North Dakota	81 58
													242	A	Western Ill.	93 84
													242	H	Western Ill.	100 62
													320	A	North Dakota St.	88 48
													320	H	North Dakota St.	86 33
													326	A	Omaha	82 38
													326	H	Omaha	81 47
													334	A	Purdue Fort Wayne	85 52
													334	H	Purdue Fort Wayne	92 68
													334	N	Purdue Fort Wayne	88 50
													345	H	Savannah St.	97 49
LAST 12 Division I GAMES:																
334	N	Purdue Fort Wayne	88 50	320	A	North Dakota St.	88 48		326	A	Omaha	82 38				
160	N	Oral Roberts	86 55	224	H	North Dakota	81 58		160	A	Oral Roberts	74 65				
40	N	South Dakota	83 71	167	A	Denver	83 67		326	H	Omaha	81 47				
242	H	Western Ill.	100 62													
40	H	South Dakota	82 78													
334	H	Purdue Fort Wayne	92 68													

Non-Div I Games:

South Dakota St.

■ Loss,
 ■ Non-Conf,
 ■ S Site,
 ■ Home
 ■ Away
 N Neutral

Average RPI Win:	180	WON-LOST	WINNING	LAST 10	STRENGTH OF	OPP. STRENGTH	TEAM	ADJ.	CONF.	ADJ CONF.
Average RPI Loss:	74	RECORD	PCT. RANK	GAMES	SCHEDULE	OF SCHEDULE	RPI	RPI	RPI	RPI
DIV. I ONLY	18- 15	145	1- 0	78	71	115	115	9	9	
DIV. I NON-CONF.	9- 5	104	0- 0	209	19	139	139	8	8	

TOTALS	RPI 1-25	RPI 26-50	W-L RECORDS	RPI 51-100	RPI 101-999	RPI 150+				
18- 15	0- 6	1- 1	OVERALL	0- 5	17- 3	14- 2				
10- 5	0- 2	0- 0	HOME	0- 1	10- 2	10- 1				
5- 5	0- 2	0- 0	AWAY	0- 2	5- 1	3- 1				
3- 5	0- 2	1- 1	NEUTRAL	0- 2	2- 0	1- 0				
9- 5	0- 1	1- 1	NON-CONFERENCE	0- 3	8- 0	7- 0				
7- 0	0- 0	0- 0	HOME	0- 0	7- 0	7- 0				
1- 1	0- 0	0- 0	AWAY	0- 1	1- 0	0- 0				
1- 4	0- 1	1- 1	NEUTRAL	0- 2	0- 0	0- 0				
9- 10	0- 5	0- 0	CONFERENCE	0- 2	9- 3	7- 2				
3- 5	0- 2	0- 0	HOME	0- 1	3- 2	3- 1				
4- 4	0- 2	0- 0	AWAY	0- 1	4- 1	3- 1				
2- 1	0- 1	0- 0	NEUTRAL	0- 0	2- 0	1- 0				

RPI 1-25				RPI 26-50				RPI 51-100				RPI 101+ Team's RPI: 115			
RPI	S	Opponent	Score	RPI	S	Opponent	Score	RPI	S	Opponent	Score	RPI	S	Opponent	Score
6	A	UConn	46 63	35	N	UCLA	60 56	77	A	Cincinnati	43 57	101	A	Ohio St.	71 47
6	H	UConn	47 57	38	N	North Carolina	69 71	77	H	Cincinnati	56 57	111	A	Houston	59 49
6	N	UConn	45 81					85	A	LSU	49 78	111	H	Houston	52 54
15	A	UCF	63 66					93	N	Creighton	76 83	111	N	Houston	72 55
15	H	UCF	49 62					97	N	Virginia	67 74	153	H	Oklahoma	87 70
22	N	Kentucky	63 85									155	H	Tulsa	59 48
LAST 12 Division I GAMES:															
170	N	Tulane	61 52	257	H	Wichita St.	55 46	193	A	East Carolina	63 50	201	H	Bethune-Cookman	88 39
111	N	Houston	72 55	155	H	Tulsa	59 48	111	H	Houston	52 54	207	H	Grambling	67 50
6	N	UConn	45 81	170	A	Tulane	50 45	216	H	George Washington	63 30	231	A	SMU	44 46
6	H	UConn	47 57	15	A	UCF	63 66	232	H	Memphis	40 47	237	H	Albany (NY)	74 37
77	A	Cincinnati	43 57					257	H	Wichita St.	55 46	279	H	Vermont	102 55
111	A	Houston	59 49					317	H	New Hampshire	79 36				

Non-Div I Games:

South Fla.

■ Loss,
 ■ Non-Conf,
 ■ S Site,
 ■ Home
 ■ A Away
 N Neutral

Average RPI Win:	273	WON-LOST	WINNING	LAST 10	STRENGTH OF	OPP. STRENGTH	TEAM	ADJ.	CONF.	ADJ CONF.
Average RPI Loss:	165	RECORD	PCT. RANK	GAMES	SCHEDULE	OF SCHEDULE	RPI	RPI	RPI	RPI
DIV. I ONLY	11- 17	233	0- 1	235	284	245	245	22	22	
DIV. I NON-CONF.	3- 6	241	0- 0	254	287	241	241	23	23	
TOTALS	RPI 1-25	RPI 26-50	W-L RECORDS	RPI 51-100	RPI 101-999	RPI 150+				
11- 17	0- 1	0- 3	OVERALL	0- 0	11- 13	10- 10				
6- 5	0- 0	0- 1	HOME	0- 0	6- 4	5- 3				
5- 10	0- 1	0- 1	AWAY	0- 0	5- 8	5- 6				
0- 2	0- 0	0- 1	NEUTRAL	0- 0	0- 1	0- 1				
3- 6	0- 1	0- 0	NON-CONFERENCE	0- 0	3- 5	3- 5				
1- 1	0- 0	0- 0	HOME	0- 0	1- 1	1- 1				
2- 4	0- 1	0- 0	AWAY	0- 0	2- 3	2- 3				
0- 1	0- 0	0- 0	NEUTRAL	0- 0	0- 1	0- 1				
8- 11	0- 0	0- 3	CONFERENCE	0- 0	8- 8	7- 5				
5- 4	0- 0	0- 1	HOME	0- 0	5- 3	4- 2				
3- 6	0- 0	0- 1	AWAY	0- 0	3- 5	3- 3				
0- 1	0- 0	0- 1	NEUTRAL	0- 0	0- 0	0- 0				

RPI 1-25				RPI 26-50				RPI 51-100				RPI 101+ Team's RPI: 245			
RPI	S	Opponent	Score	RPI	S	Opponent	Score	RPI	S	Opponent	Score	RPI	S	Opponent	Score
8	A	Mississippi St.	53 88	47	A	Belmont	57 91					113	A	UT Martin	50 61
				47	H	Belmont	86 92					113	H	UT Martin	73 80
				47	N	Belmont	65 74					131	A	Morehead St.	54 82
												146	H	Tennessee Tech	62 53
												154	A	Bradley	79 85
												156	A	Southern Ill.	40 60
												200	N	North Ala.	67 80
												217	H	Jacksonville St.	39 56
												232	A	Memphis	57 69
												238	A	SIUE	62 52
												238	H	SIUE	63 58
												242	H	Western Ill.	81 71
												249	H	Indiana St.	51 62
												261	A	Austin Peay	54 56
												261	H	Austin Peay	64 54
												263	A	Murray St.	74 82
												263	H	Murray St.	59 64
												295	A	Eastern Ill.	80 54
												295	H	Eastern Ill.	72 57
												303	A	Tennessee St.	59 62
												303	H	Tennessee St.	81 57
												325	A	NJIT	68 58
												331	A	Evansville	54 50
												333	A	Eastern Ky.	52 42
LAST 12 Division I GAMES:															
				47	N	Belmont	65 74			113	A	UT Martin	50 61		
				47	H	Belmont	86 92			217	H	Jacksonville St.	39 56		
				303	H	Tennessee St.	81 57			146	H	Tennessee Tech	62 53		
				263	A	Murray St.	74 82			303	A	Tennessee St.	59 62		
				261	A	Austin Peay	54 56			47	A	Belmont	57 91		
				295	A	Eastern Ill.	80 54			295	H	Eastern Ill.	72 57		

Non-Div I Games: Ill.-Springfield 82 46 Harris-Stowe 80 65

Southeast Mo. St.

Loss, Non-Conf, S Site, H Home A Away N Neutral

Average RPI Win:	262	WON-LOST	WINNING	LAST 10	STRENGTH OF	OPP. STRENGTH	TEAM	ADJ.	CONF.	ADJ CONF.
Average RPI Loss:	216	RECORD	PCT. RANK	GAMES	SCHEDULE	OF SCHEDULE	RPI	RPI	RPI	RPI
DIV. I ONLY	8- 19	276	0- 1	336	301	321	321	25	25	
DIV. I NON-CONF.	4- 5	190	0- 0	302	322	225	225	22	22	
TOTALS	RPI 1-25	RPI 26-50	W-L RECORDS	RPI 51-100	RPI 101-999	RPI 150+				
8- 19	0- 0	0- 0	OVERALL	0- 3	8- 16	7- 15				
5- 6	0- 0	0- 0	HOME	0- 1	5- 5	4- 5				
3- 13	0- 0	0- 0	AWAY	0- 2	3- 11	3- 10				
0- 0	0- 0	0- 0	NEUTRAL	0- 0	0- 0	0- 0				
4- 5	0- 0	0- 0	NON-CONFERENCE	0- 1	4- 4	4- 4				
1- 1	0- 0	0- 0	HOME	0- 0	1- 1	1- 1				
3- 4	0- 0	0- 0	AWAY	0- 1	3- 3	3- 3				
0- 0	0- 0	0- 0	NEUTRAL	0- 0	0- 0	0- 0				
4- 14	0- 0	0- 0	CONFERENCE	0- 2	4- 12	3- 11				
4- 5	0- 0	0- 0	HOME	0- 1	4- 4	3- 4				
0- 9	0- 0	0- 0	AWAY	0- 1	0- 8	0- 7				
0- 0	0- 0	0- 0	NEUTRAL	0- 0	0- 0	0- 0				

RPI S	Opponent	Score	RPI S	Opponent	Score	RPI S	Opponent	Score	RPI S	Opponent	Score	Team's RPI: 321
						62	A Lamar University	54 94	124	A Abilene Christian	66 86	
						78	H SFA	51 62	124	H Abilene Christian	74 71	
						85	A LSU	52 72	157	A Alabama	40 88	
									166	A Nicholls St.	55 72	
									166	H Nicholls St.	66 73	
									172	A Louisiana Tech	53 72	
									183	A Sam Houston St.	63 94	
									196	H Southern Miss.	52 59	
									231	A SMU	63 62	
									234	H A&M-Corpus Christi	56 45	
									247	A Jackson St.	50 45	
									277	A Central Ark.	33 75	
									277	H Central Ark.	62 53	
									288	A New Orleans	45 46	
									288	H New Orleans	58 61	
									300	H La.-Monroe	49 42	
									301	A Alabama A&M	48 51	
									308	A Incarnate Word	69 76	
									312	A McNeese	56 62	
									312	H McNeese	70 75	
									318	A Northwestern St.	47 58	
									318	H Northwestern St.	56 60	
									332	H Houston Baptist	73 65	
									350	A Alcorn	77 59	
LAST 12 Division I GAMES:												
166	A	Nicholls St.	55	72	308	A	Incarnate Word	69	76			
288	A	New Orleans	45	46	277	A	Central Ark.	33	75			
318	H	Northwestern St.	56	60	234	H	A&M-Corpus Christi	56	45			
124	A	Abilene Christian	66	86	166	H	Nicholls St.	66	73			
288	H	New Orleans	58	61	183	A	Sam Houston St.	63	94			
312	H	McNeese	70	75	318	A	Northwestern St.	47	58			

Non-Div I Games: Mobile 70 57 Xavier (LA) 47 59

Southeastern La.

Loss, Non-Conf, S Site, H Home A Away N Neutral

Southern California

Through Games Of March 17, 2019

BOULDER COLLEGE				THROUGH GAMES OF MARCH 17, 1913						
Average RPI Win:	152	WON-LOST	WINNING	LAST 10	STRENGTH OF	OPP. STRENGTH	TEAM	ADJ.	CONF.	ADJ CONF.
Average RPI Loss:	40	RECORD	PCT. RANK	GAMES	SCHEDULE	OF SCHEDULE	RPI	RPI	RPI	RPI
DIV. I ONLY	17- 13	131	0- 1	27	34	53	53	2	2	
DIV. I NON-CONF.	10- 1	17	0- 0	152	152	25	25	2	2	

TOTALS	RPI 1-25	RPI 26-50		W-L RECORDS		RPI 51-100	RPI 101-999	RPI 150+		
17- 13	0- 8	2- 2		OVERALL		3- 2	12- 1	9- 1		
10- 4	0- 3	1- 1		HOME		1- 0	8- 0	5- 0		
6- 8	0- 5	1- 1		AWAY		2- 1	3- 1	3- 1		
1- 1	0- 0	0- 0		NEUTRAL		0- 1	1- 0	1- 0		
10- 1	0- 1	0- 0		NON-CONFERENCE		1- 0	9- 0	7- 0		
5- 0	0- 0	0- 0		HOME		0- 0	5- 0	3- 0		
4- 1	0- 1	0- 0		AWAY		1- 0	3- 0	3- 0		
1- 0	0- 0	0- 0		NEUTRAL		0- 0	1- 0	1- 0		
7- 12	0- 7	2- 2		CONFERENCE		2- 2	3- 1	2- 1		
5- 4	0- 3	1- 1		HOME		1- 0	3- 0	2- 0		
2- 7	0- 4	1- 1		AWAY		1- 1	0- 1	0- 1		
0- 1	0- 0	0- 0		NEUTRAL		0- 1	0- 0	0- 0		

RPI	S	Opponent	Score	RPI	S	Opponent	Score	RPI	S	Opponent	Score	RPI	S	Opponent	Score
4	A	Stanford	64 72	35	A	UCLA	72 67	76	A	UT Arlington	73 61	120	H	Fresno St.	62 61
4	H	Stanford	67 69	35	H	UCLA	65 72	81	A	Arizona	68 71	136	H	Washington	82 57
5	A	Oregon	78 96	42	A	California	59 66	81	N	Arizona	48 76	149	H	CSUN	58 42
5	H	Oregon	53 93	42	H	California	86 76	88	A	Utah	84 80	158	H	Washington St.	81 73
16	A	Texas A&M	51 71					88	H	Utah	83 77	159	H	UC Riverside	73 55
23	A	Arizona St.	59 68									163	H	Santa Clara	77 46
24	A	Oregon St.	61 68									178	A	Colorado	76 81
24	H	Oregon St.	52 76									178	H	Colorado	84 77
Team's RPI: 53															
LAST 12 Division I GAMES:															
				81	N	Arizona	48 76	42	H	California	86 76				
				88	H	Utah	83 77	178	A	Colorado	76 81				
				178	H	Colorado	84 77	88	A	Utah	84 80				
				5	A	Oregon	78 96	158	H	Washington St.	81 73				
				24	A	Oregon St.	61 68	136	H	Washington	82 57				
				4	H	Stanford	67 69	23	A	Arizona St.	59 68				

Non-Div I Games:

Southern California

■ Loss,
 ■ Non-Conf,
 ■ S Site,
 ■ H Home
 ■ A Away
 N Neutral

Average RPI Win:	238	WON-LOST	WINNING	LAST 10	STRENGTH OF	OPP. STRENGTH	TEAM	ADJ.	CONF.	ADJ CONF.
Average RPI Loss:	99	RECORD	PCT. RANK	GAMES	SCHEDULE	OF SCHEDULE	RPI	RPI	RPI	RPI
DIV. I ONLY	15- 15	167	0- 1	119	184	156	156	13	13	
DIV. I NON-CONF.	7- 4	108	0- 0	96	227	80	80	15	15	
TOTALS	RPI 1-25	RPI 26-50	W-L RECORDS	RPI 51-100	RPI 101-999	RPI 150+				
15- 15	0- 3	0- 0	OVERALL	0- 6	15- 6	12- 3				
9- 5	0- 1	0- 0	HOME	0- 2	9- 2	7- 1				
5- 8	0- 1	0- 0	AWAY	0- 3	5- 4	5- 2				
1- 2	0- 1	0- 0	NEUTRAL	0- 1	1- 0	0- 0				
7- 4	0- 1	0- 0	NON-CONFERENCE	0- 1	7- 2	4- 1				
5- 0	0- 0	0- 0	HOME	0- 0	5- 0	3- 0				
1- 3	0- 0	0- 0	AWAY	0- 1	1- 2	1- 1				
1- 1	0- 1	0- 0	NEUTRAL	0- 0	1- 0	0- 0				
8- 11	0- 2	0- 0	CONFERENCE	0- 5	8- 4	8- 2				
4- 5	0- 1	0- 0	HOME	0- 2	4- 2	4- 1				
4- 5	0- 1	0- 0	AWAY	0- 2	4- 2	4- 1				
0- 1	0- 0	0- 0	NEUTRAL	0- 1	0- 0	0- 0				

RPI 1-25				RPI 26-50				RPI 51-100				RPI 101+ Team's RPI: 156			
RPI	S	Opponent	Score	RPI	S	Opponent	Score	RPI	S	Opponent	Score	RPI	S	Opponent	Score
20	A	Drake	66 94					52	A	Missouri St.	51 66	103	N	Hartford	72 50
20	H	Drake	64 71					52	H	Missouri St.	58 70	113	A	UT Martin	94 95
23	N	Arizona St.	38 82					87	A	UNI	53 65	126	H	Northern Ill.	82 73
								87	H	UNI	67 76	132	A	Illinois St.	52 60
								87	N	UNI	63 66	132	H	Illinois St.	66 68
								95	A	Western Ky.	76 83	135	H	IUPUI	78 73
												154	A	Bradley	53 58
												154	H	Bradley	62 55
												184	A	Saint Louis	58 62
												222	H	Marshall	58 49
												245	H	Southeast Mo. St.	60 40
												249	A	Indiana St.	80 61
												249	H	Indiana St.	58 61
												254	A	Loyola Chicago	64 41
												254	H	Loyola Chicago	74 63
												263	A	Murray St.	65 59
												295	H	Eastern Ill.	73 59
												304	A	Valparaiso	58 47
												304	H	Valparaiso	87 65
												331	A	Evansville	80 60
												331	H	Evansville	67 47
LAST 12 Division I GAMES:															
				87	N	UNI	63 66	254	A	Loyola Chicago	64 41				
				331	A	Evansville	80 60	132	H	Illinois St.	66 68				
				249	A	Indiana St.	80 61	154	H	Bradley	62 55				
				87	H	UNI	67 76	52	H	Missouri St.	58 70				
				20	H	Drake	64 71	20	A	Drake	66 94				
				304	A	Valparaiso	58 47	87	A	UNI	53 65				

Non-Div I Games:

Southern Ill.

■ Loss,
 ■ Non-Conf,
 ■ S Site,
 ■ Home
 ■ A Away
 N Neutral

Season-By-Record				Through Games Of March 17, 2015						
Average RPI Win:	260	WON-LOST	WINNING	LAST 10	STRENGTH OF	OPP. STRENGTH	TEAM	ADJ.	CONF.	ADJ CONF.
Average RPI Loss:	116	RECORD	PCT. RANK	GAMES	SCHEDULE	OF SCHEDULE	RPI	RPI	RPI	RPI
DIV. I ONLY	15- 13	146	0- 1	254	182	196	196	14	14	
DIV. I NON-CONF.	6- 5	143	0- 0	271	318	246	246	17	17	
TOTALS	RPI 1-25	RPI 26-50	W-L RECORDS	RPI 51-100	RPI 101-999	RPI 150+				
15- 13	0- 1	0- 1	OVERALL	1- 3	14- 8	13- 5				
10- 6	0- 1	0- 1	HOME	0- 0	10- 4	9- 2				
5- 6	0- 0	0- 0	AWAY	1- 3	4- 3	4- 2				
0- 1	0- 0	0- 0	NEUTRAL	0- 0	0- 1	0- 1				
6- 5	0- 1	0- 0	NON-CONFERENCE	0- 1	6- 3	6- 2				
5- 3	0- 1	0- 0	HOME	0- 0	5- 2	5- 1				
1- 2	0- 0	0- 0	AWAY	0- 1	1- 1	1- 1				
0- 0	0- 0	0- 0	NEUTRAL	0- 0	0- 0	0- 0				
9- 8	0- 0	0- 1	CONFERENCE	1- 2	8- 5	7- 3				
5- 3	0- 0	0- 1	HOME	0- 0	5- 2	4- 1				
4- 4	0- 0	0- 0	AWAY	1- 2	3- 2	3- 1				
0- 1	0- 0	0- 0	NEUTRAL	0- 0	0- 1	0- 1				

RPI 1-25					
RPI	S	Opponent	Score		
8	H	Mississippi St.	42	86	
RPI 26-50					
RPI	S	Opponent	Score		
31	H	Rice	47	58	
RPI 51-100					
RPI	S	Opponent	Score		
66	A	Middle Tenn.	49	66	
95	A	Western Ky.	69	56	
98	A	South Alabama	68	77	
100	A	UAB	60	71	
RPI 101+					
RPI	S	Opponent	Score		
105	A	Charlotte	46	59	
105	H	Charlotte	65	54	
110	H	Old Dominion	50	53	
111	H	Houston	44	61	
170	A	Tulane	54	71	
172	A	Louisiana Tech	85	106	
172	H	Louisiana Tech	74	70	
176	H	North Texas	48	62	
176	N	North Texas	46	49	
183	H	Sam Houston St.	61	65	
207	H	Grambling	68	47	
222	A	Marshall	64	52	
258	A	UTEP	64	63	
290	H	Samford	76	40	
302	A	UTSA	70	45	
302	H	UTSA	72	39	
307	H	Fla. Atlantic	67	45	
318	H	Northwestern St.	69	54	
321	A	Southeastern La.	59	52	
322	H	FIU	71	57	
329	H	Mississippi Val.	67	60	
350	H	Alcorn	66	47	
Team's RPI: 196					

Non-Div I Games:	Blue Mountain (MS)	84	38	William Carey	74	48
------------------	--------------------	----	----	---------------	----	----

Southern Miss.

Loss, Non-Conf, S Site, H Home A Away N Neutral

Southern U.

Through Games Of March 17, 2019

Average RPI Win:	284	WON-LOST	WINNING	LAST 10	STRENGTH OF	OPP. STRENGTH	TEAM	ADJ.	CONF.	ADJ CONF.
Average RPI Loss:	116	RECORD	PCT. RANK	GAMES	SCHEDULE	OF SCHEDULE	RPI	RPI	RPI	RPI
DIV. I ONLY	17- 11	114	2- 0	257	297	152	152	29	29	
DIV. I NON-CONF.	0- 7	336	0- 0	7	3	188	188	28	28	
TOTALS	RPI 1-25	RPI 26-50	W-L RECORDS	RPI 51-100	RPI 101-999	RPI 150+				
17- 11	0- 3	0- 1	OVERALL	0- 2	17- 5	17- 4				
8- 3	0- 0	0- 0	HOME	0- 1	8- 2	8- 2				
7- 8	0- 3	0- 1	AWAY	0- 1	7- 3	7- 2				
2- 0	0- 0	0- 0	NEUTRAL	0- 0	2- 0	2- 0				
0- 7	0- 3	0- 1	NON-CONFERENCE	0- 2	0- 1	0- 0				
0- 1	0- 0	0- 0	HOME	0- 1	0- 0	0- 0				
0- 6	0- 3	0- 1	AWAY	0- 1	0- 1	0- 0				
0- 0	0- 0	0- 0	NEUTRAL	0- 0	0- 0	0- 0				
17- 4	0- 0	0- 0	CONFERENCE	0- 0	17- 4	17- 4				
8- 2	0- 0	0- 0	HOME	0- 0	8- 2	8- 2				
7- 2	0- 0	0- 0	AWAY	0- 0	7- 2	7- 2				
2- 0	0- 0	0- 0	NEUTRAL	0- 0	2- 0	2- 0				

RPI 1-25				RPI 26-50				RPI 51-100				RPI 101+ Team's RPI: 152				
RPI	S	Opponent	Score	RPI	S	Opponent	Score	RPI	S	Opponent	Score	RPI	S	Opponent	Score	
2	A	Baylor	49 94	46	A	Michigan	35 76	58	A	TCU	40 69	140	A	Texas Tech	58 76	
22	A	Kentucky	41 91					98	H	South Alabama	49 53	188	A	Prairie View	52 63	
23	A	Arizona St.	47 69									188	H	Prairie View	54 55	
												207	A	Grambling	86 81	
												207	H	Grambling	71 65	
												207	N	Grambling	71 69	
												226	A	Texas Southern	60 49	
												226	H	Texas Southern	63 61	
												247	A	Jackson St.	76 74	
												247	H	Jackson St.	52 59	
												247	N	Jackson St.	45 41	
												268	A	Alabama St.	61 78	
												268	H	Alabama St.	62 52	
												301	A	Alabama A&M	54 50	
												301	H	Alabama A&M	68 60	
												329	A	Mississippi Val.	67 46	
												329	H	Mississippi Val.	74 67	
												329	H	Mississippi Val.	51 44	
												349	A	Ark.-Pine Bluff	56 45	
												349	H	Ark.-Pine Bluff	73 41	
												350	A	Alcorn	75 54	
												350	H	Alcorn	51 39	
LAST 12 Division I GAMES:																
		207	N	Grambling			71	69			268	H	Alabama St.		62	52
		247	N	Jackson St.			45	41			301	H	Alabama A&M		68	60
		329	H	Mississippi Val.			51	44			329	A	Mississippi Val.		67	46
		226	A	Texas Southern			60	49			349	A	Ark.-Pine Bluff		56	45
		188	A	Prairie View			52	63			247	H	Jackson St.		52	59
		350	H	Alcorn			51	39			207	H	Grambling		71	65

Non-Div I Games: Dillard 61 63 Wiley 89 58 Louisiana Col. 77 53 Millsaps 71 36 Southern U.

Loss, Non-Conf, S Site, H Home A Away N Neutral

Southern Utah

Through Games Of March 17, 2019

Average RPI Win:	210	WON-LOST	WINNING	LAST 10	STRENGTH OF	OPP. STRENGTH	TEAM	ADJ.	CONF.	ADJ CONF.
Average RPI Loss:	151	RECORD	PCT. RANK	GAMES	SCHEDULE	OF SCHEDULE	RPI	RPI	RPI	RPI
DIV. I ONLY	8- 23	297	0- 1	121	228	272	272	16	16	
DIV. I NON-CONF.	3- 6	241	0- 0	30	306	178	178	12	12	
TOTALS	RPI 1-25	RPI 26-50	W-L RECORDS	RPI 51-100	RPI 101-999	RPI 150+				
8- 23	0- 0	1- 1	OVERALL	0- 3	7- 19	7- 10				
6- 8	0- 0	1- 0	HOME	0- 1	5- 7	5- 3				
1- 14	0- 0	0- 1	AWAY	0- 2	1- 11	1- 7				
1- 1	0- 0	0- 0	NEUTRAL	0- 0	1- 1	1- 0				
3- 6	0- 0	1- 1	NON-CONFERENCE	0- 1	2- 4	2- 4				
3- 1	0- 0	1- 0	HOME	0- 0	2- 1	2- 1				
0- 5	0- 0	0- 1	AWAY	0- 1	0- 3	0- 3				
0- 0	0- 0	0- 0	NEUTRAL	0- 0	0- 0	0- 0				
5- 17	0- 0	0- 0	CONFERENCE	0- 2	5- 15	5- 6				
3- 7	0- 0	0- 0	HOME	0- 1	3- 6	3- 2				
1- 9	0- 0	0- 0	AWAY	0- 1	1- 8	1- 4				
1- 1	0- 0	0- 0	NEUTRAL	0- 0	1- 1	1- 0				

RPI S	Opponent	Score	RPI S	Opponent	Score	RPI S	Opponent	Score	RPI S	Opponent	Score	Team's RPI: 272
26	H BYU	67 64	72	A UC Davis	45 68	106	A Portland St.	49 63				
39	A Boise St.	53 88	84	A Idaho	49 77	106	H Portland St.	56 81				
			84	H Idaho	70 82	109	A Idaho St.	47 80				
						109	H Idaho St.	57 69				
						129	A Northern Colo.	71 88				
						129	H Northern Colo.	44 71				
						129	N Northern Colo.	50 82				
						148	A Montana St.	64 69				
						148	H Montana St.	55 70				
						159	A UC Riverside	50 56				
						160	A Oral Roberts	59 64				
						167	H Denver	70 71				
						171	A UC Irvine	58 75				
						182	A Eastern Wash.	66 80				
						182	H Eastern Wash.	73 63				
						187	A Montana	57 79				
						187	H Montana	71 56				
						187	N Montana	64 56				
						222	A Northern Ariz.	82 76				
						222	H Northern Ariz.	69 78				
						265	A Sacramento St.	76 77				
						265	H Sacramento St.	69 75				
						273	H San Diego	69 59				
						293	H Utah Valley	60 59				
						313	A Weber St.	66 67				
						313	H Weber St.	84 79				
LAST 12 Division I GAMES:												
129	N	Northern Colo.	50	82	84	A	Idaho	49	77			
187	N	Montana	64	56	182	A	Eastern Wash.	66	80			
159	A	UC Riverside	50	56	106	H	Portland St.	56	81			
129	A	Northern Colo.	71	88	265	H	Sacramento St.	69	75			
148	H	Montana St.	55	70	109	A	Idaho St.	47	80			
187	H	Montana	71	56	313	A	Weber St.	66	67			

Non-Div I Games:

Southern Utah

■ Loss,
■ Non-Conf,
■ S Site,
■ H Home
■ A Away
N Neutral

St. Bonaventure

Through Games Of March 17, 2019

Average RPI Win:	252	WON-LOST	WINNING	LAST 10	STRENGTH OF	OPP. STRENGTH	TEAM	ADJ.	CONF.	ADJ CONF.
Average RPI Loss:	148	RECORD	PCT. RANK	GAMES	SCHEDULE	OF SCHEDULE	RPI	RPI	RPI	RPI
DIV. I ONLY	8- 22	290	0- 1	160	183	262	262	17	17	
DIV. I NON-CONF.	3- 10	278	0- 0	118	165	242	242	16	16	
TOTALS	RPI 1-25	RPI 26-50	W-L RECORDS	RPI 51-100	RPI 101-999	RPI 150+				
8- 22	0- 1	0- 2	OVERALL	0- 3	8- 16	8- 9				
4- 9	0- 0	0- 1	HOME	0- 3	4- 5	4- 3				
4- 12	0- 1	0- 0	AWAY	0- 0	4- 11	4- 6				
0- 1	0- 0	0- 1	NEUTRAL	0- 0	0- 0	0- 0				
3- 10	0- 1	0- 2	NON-CONFERENCE	0- 1	3- 6	3- 4				
2- 3	0- 0	0- 1	HOME	0- 1	2- 1	2- 1				
1- 6	0- 1	0- 0	AWAY	0- 0	1- 5	1- 3				
0- 1	0- 0	0- 1	NEUTRAL	0- 0	0- 0	0- 0				
5- 12	0- 0	0- 0	CONFERENCE	0- 2	5- 10	5- 5				
2- 6	0- 0	0- 0	HOME	0- 2	2- 4	2- 2				
3- 6	0- 0	0- 0	AWAY	0- 0	3- 6	3- 3				
0- 0	0- 0	0- 0	NEUTRAL	0- 0	0- 0	0- 0				

RPI 1-25				RPI 26-50				RPI 51-100				RPI 101+ Team's RPI: 262			
RPI	S	Opponent	Score	RPI	S	Opponent	Score	RPI	S	Opponent	Score	RPI	S	Opponent	Score
25	A	Buffalo	43 90	34	N	Ohio	53 70	82	H	Fordham	44 53	112	A	Georgia	40 67
				37	H	Bucknell	46 77	83	H	Kent St.	64 76	119	H	Dayton	49 62
								91	H	VCU	50 59	137	A	Duquesne	64 80
												137	H	Duquesne	54 60
												145	A	Penn St.	65 80
												150	A	Davidson	49 74
												150	A	Davidson	55 67
												164	A	Akron	58 67
												167	A	Denver	62 76
												184	H	Saint Louis	45 62
												199	A	Cornell	44 58
												206	A	Massachusetts	64 63
												216	A	George Washington	44 57
												227	A	George Mason	68 57
												227	H	George Mason	64 55
												229	H	Hofstra	59 67
												236	A	Saint Joseph's	41 66
												260	A	Rhode Island	84 68
												260	H	Rhode Island	62 61
												271	A	Niagara	76 48
												275	A	Richmond	49 57
												278	H	Siena	74 58
												284	H	La Salle	45 52
												286	H	Canisius	100 94
LAST 12 Division I GAMES:															
150	A	Davidson	49 74	275	A	Richmond	49 57	150	A	Davidson	55 67				
137	A	Duquesne	64 80	91	H	VCU	50 59	227	H	George Mason	64 55				
284	H	La Salle	45 52	260	A	Rhode Island	84 68	206	A	Massachusetts	64 63				
216	A	George Washington	44 57												
260	H	Rhode Island	62 61												
82	H	Fordham	44 53												

Non-Div I Games:

St. Bonaventure

■ Loss,
■ Non-Conf,
■ S Site,
■ H Home
■ A Away
N Neutral

Average RPI Win:	289	WON-LOST	WINNING	LAST 10	STRENGTH OF	OPP. STRENGTH	TEAM	ADJ.	CONF.	ADJ CONF.
Average RPI Loss:	204	RECORD	PCT. RANK	GAMES	SCHEDULE	OF SCHEDULE	RPI	RPI	RPI	RPI
DIV. I ONLY	17- 13	131	0- 1	339	340	248	248	31	31	
DIV. I NON-CONF.	5- 6	177	0- 0	307	324	266	266	31	31	
TOTALS	RPI 1-25	RPI 26-50	W-L RECORDS	RPI 51-100	RPI 101-999	RPI 150+				
17- 13	0- 0	0- 1	OVERALL	0- 0	17- 12	16- 10				
9- 5	0- 0	0- 1	HOME	0- 0	9- 4	9- 4				
7- 7	0- 0	0- 0	AWAY	0- 0	7- 7	6- 5				
1- 1	0- 0	0- 0	NEUTRAL	0- 0	1- 1	1- 1				
5- 6	0- 0	0- 1	NON-CONFERENCE	0- 0	5- 5	4- 3				
2- 2	0- 0	0- 1	HOME	0- 0	2- 1	2- 1				
2- 3	0- 0	0- 0	AWAY	0- 0	2- 3	1- 1				
1- 1	0- 0	0- 0	NEUTRAL	0- 0	1- 1	1- 1				
12- 7	0- 0	0- 0	CONFERENCE	0- 0	12- 7	12- 7				
7- 3	0- 0	0- 0	HOME	0- 0	7- 3	7- 3				
5- 4	0- 0	0- 0	AWAY	0- 0	5- 4	5- 4				
0- 0	0- 0	0- 0	NEUTRAL	0- 0	0- 0	0- 0				

[illegible]

Non-Div I Games:	Mercy	102	51
------------------	-------	-----	----

St. Francis Brooklyn

■ Loss, ■ Non-Conf, S Site, H Home A Away N Neutral

S
t
.
F
r
a
n
c
i
s
B
r
o
o
k
l
y
n

RPI S Opponent St. Francis Brooklyn Score

Through Games Of March 17, 2019

RPI	S	Opponent	Score
348	N	Chicago St.	110 73
351	A	LIU Brooklyn	79 67
351	H	LIU Brooklyn	87 64

St. Francis Brooklyn

Average RPI Win:	176	WON-LOST	WINNING	LAST 10	STRENGTH OF	OPP. STRENGTH	TEAM	ADJ.	CONF.	ADJ CONF.
Average RPI Loss:	65	RECORD	PCT. RANK	GAMES	SCHEDULE	OF SCHEDULE	RPI	RPI	RPI	RPI
DIV. I ONLY	15- 16	180	1- 1	77	53	117	117	6	6	
DIV. I NON-CONF.	7- 4	108	0- 0	216	76	114	114	4	4	
<hr/>										
TOTALS	RPI 1-25	RPI 26-50	W-L RECORDS	RPI 51-100	RPI 101-999	RPI 150+				
15- 16	1- 6	0- 1	OVERALL	4- 5	10- 4	7- 0				
5- 7	1- 2	0- 0	HOME	1- 3	3- 2	2- 0				
7- 7	0- 2	0- 1	AWAY	2- 2	5- 2	4- 0				
3- 2	0- 2	0- 0	NEUTRAL	1- 0	2- 0	1- 0				
7- 4	0- 2	0- 1	NON-CONFERENCE	1- 0	6- 1	5- 0				
2- 1	0- 1	0- 0	HOME	0- 0	2- 0	1- 0				
3- 2	0- 0	0- 1	AWAY	0- 0	3- 1	3- 0				
2- 1	0- 1	0- 0	NEUTRAL	1- 0	1- 0	1- 0				
8- 12	1- 4	0- 0	CONFERENCE	3- 5	4- 3	2- 0				
3- 6	1- 1	0- 0	HOME	1- 3	1- 2	1- 0				
4- 5	0- 2	0- 0	AWAY	2- 2	2- 1	1- 0				
1- 1	0- 1	0- 0	NEUTRAL	0- 0	1- 0	0- 0				

RPI 1-25				RPI 26-50				RPI 51-100				RPI 101+ Team's RPI: 117			
RPI	S	Opponent	Score	RPI	S	Opponent	Score	RPI	S	Opponent	Score	RPI	S	Opponent	Score
6	N	UConn	55 65	36	A	James Madison	51 64	56	A	Villanova	66 62	121	A	Providence	60 57
12	A	Marquette	73 83					56	H	Villanova	57 73	121	H	Providence	66 67
12	H	Marquette	81 74					70	A	Georgetown	80 82	141	H	Yale	56 52
12	N	Marquette	57 88					70	H	Georgetown	59 51	142	A	Seton Hall	67 77
18	A	DePaul	64 73					74	A	Butler	45 66	142	H	Seton Hall	72 76
18	H	DePaul	62 70					74	H	Butler	68 73	142	N	Seton Hall	76 51
21	H	Florida St.	53 57					89	N	Purdue	68 62	147	A	Wake Forest	59 64
								93	A	Creighton	51 45	218	A	Xavier	76 57
								93	H	Creighton	63 65	218	H	Xavier	70 41
												239	N	Ole Miss	64 59
												284	A	La Salle	83 57
												291	A	Army West Point	60 49
												324	A	Iona	61 35
												340	H	Delaware St.	82 44
<hr/>															
LAST 12 Division I GAMES:															
		142 N Seton Hall	76 51			12 H Marquette	81 74								
		12 N Marquette	57 88			121 A Providence	60 57								
		142 H Seton Hall	72 76			93 A Creighton	51 45								
		70 A Georgetown	80 82			218 H Xavier	70 41								
		56 A Villanova	66 62			74 H Butler	68 73								
		18 H DePaul	62 70			56 H Villanova	57 73								

Non-Div I Games:

St. John's (NY)

■ Loss,
■ Non-Conf,
■ S Site,
■ H Home
■ A Away
N Neutral

Stanford

Through Games Of March 17, 2019

Average RPI Win:	84	WON-LOST	WINNING	LAST 10	STRENGTH OF	OPP. STRENGTH	TEAM	ADJ.	CONF.	ADJ CONF.
Average RPI Loss:	37	RECORD	PCT. RANK	GAMES	SCHEDULE	OF SCHEDULE	RPI	RPI	RPI	RPI
DIV. I ONLY	28- 4	7	1- 0	7	7	4	4	2	2	
DIV. I NON-CONF.	10- 1	17	0- 0	6	30	3	3	2	2	
TOTALS	RPI 1-25	RPI 26-50	W-L RECORDS	RPI 51-100	RPI 101-999	RPI 150+				
28- 4	6- 2	4- 1	OVERALL	9- 1	9- 0	5- 0				
13- 1	3- 1	2- 0	HOME	4- 0	4- 0	2- 0				
10- 3	2- 1	1- 1	AWAY	3- 1	4- 0	3- 0				
5- 0	1- 0	1- 0	NEUTRAL	2- 0	1- 0	0- 0				
10- 1	2- 1	0- 0	NON-CONFERENCE	5- 0	3- 0	2- 0				
5- 0	1- 0	0- 0	HOME	2- 0	2- 0	1- 0				
3- 1	1- 1	0- 0	AWAY	1- 0	1- 0	1- 0				
2- 0	0- 0	0- 0	NEUTRAL	2- 0	0- 0	0- 0				
18- 3	4- 1	4- 1	CONFERENCE	4- 1	6- 0	3- 0				
8- 1	2- 1	2- 0	HOME	2- 0	2- 0	1- 0				
7- 2	1- 0	1- 1	AWAY	2- 1	3- 0	2- 0				
3- 0	1- 0	1- 0	NEUTRAL	0- 0	1- 0	0- 0				

RPI	S	Opponent	Score	RPI	S	Opponent	Score	RPI	S	Opponent	Score	RPI	S	Opponent	Score
2	H	Baylor	68 63	35	A	UCLA	65 51	53	A	Southern California	69 67	136	A	Washington	72 53
5	H	Oregon	48 88	35	H	UCLA	86 80	53	H	Southern California	72 64	136	H	Washington	91 54
5	N	Oregon	64 57	42	A	California	80 81	60	A	Tennessee	95 85	136	N	Washington	72 61
13	A	Gonzaga	73 79	42	H	California	75 50	63	N	FGCU	88 65	149	H	CSUN	69 43
23	A	Arizona St.	72 65	42	N	California	72 54	71	N	American	71 49	158	A	Washington St.	67 42
23	H	Arizona St.	71 50					72	H	UC Davis	71 43	158	H	Washington St.	85 64
24	H	Oregon St.	61 44					81	A	Arizona	78 48	178	A	Colorado	80 69
25	A	Buffalo	62 55					81	H	Arizona	56 54	185	A	Hawaii	81 59
								84	H	Idaho	115 71	252	H	San Francisco	96 62
								88	A	Utah	68 75				
LAST 12 Division I GAMES:															
		42	N	California	72	54		81	H	Arizona	56	54			
		136	N	Washington	72	61		53	A	Southern California	69	67			
		5	N	Oregon	64	57		35	A	UCLA	65	51			
		136	A	Washington	72	53		5	H	Oregon	48	88			
		158	A	Washington St.	67	42		24	H	Oregon St.	61	44			
		23	H	Arizona St.	71	50		42	H	California	75	50			

Non-Div I Games:

Stanford

■ Loss,
 ■ Non-Conf,
 ■ S Site,
 ■ Home
 ■ A Away
 N Neutral

Stetson

Through Games Of March 17, 2019

Average RPI Win: 272	WON-LOST	WINNING	LAST 10	STRENGTH OF	OPP. STRENGTH	TEAM	ADJ.	CONF.	ADJ CONF.
Average RPI Loss: 131	RECORD	PCT. RANK	GAMES	SCHEDULE	OF SCHEDULE	RPI	RPI	RPI	RPI
DIV. I ONLY	14- 15	185	0- 1	236	223	210	210	24	24
DIV. I NON-CONF.	3- 9	271	0- 0	137	104	275	275	26	26
TOTALS	RPI 1-25	RPI 26-50	W-L RECORDS	RPI 51-100	RPI 101-999	RPI 150+			
14- 15	0- 1	0- 1	OVERALL	0- 5	14- 8	14- 7			
9- 5	0- 1	0- 0	HOME	0- 2	9- 2	9- 2			
5- 7	0- 0	0- 1	AWAY	0- 2	5- 4	5- 4			
0- 3	0- 0	0- 0	NEUTRAL	0- 1	0- 2	0- 1			
3- 9	0- 1	0- 1	NON-CONFERENCE	0- 3	3- 4	3- 3			
3- 2	0- 1	0- 0	HOME	0- 1	3- 0	3- 0			
0- 4	0- 0	0- 1	AWAY	0- 1	0- 2	0- 2			
0- 3	0- 0	0- 0	NEUTRAL	0- 1	0- 2	0- 1			
11- 6	0- 0	0- 0	CONFERENCE	0- 2	11- 4	11- 4			
6- 3	0- 0	0- 0	HOME	0- 1	6- 2	6- 2			
5- 3	0- 0	0- 0	AWAY	0- 1	5- 2	5- 2			
0- 0	0- 0	0- 0	NEUTRAL	0- 0	0- 0	0- 0			

RPI 1-25				RPI 26-50				RPI 51-100				RPI 101+ Team's RPI: 210			
RPI	S	Opponent	Score	RPI	S	Opponent	Score	RPI	S	Opponent	Score	RPI	S	Opponent	Score
15	H	UCF	55 78	28	A	Texas	46 65	57	H	Penn	53 75	118	N	Marist	69 76
								59	N	Wright St.	44 57	155	A	Tulsa	54 55
								60	A	Tennessee	55 65	157	A	Alabama	47 59
								63	A	FGCU	42 61	180	A	Liberty	68 56
								63	H	FGCU	40 73	180	H	Liberty	69 52
												200	A	North Ala.	55 71
												200	H	North Ala.	69 59
												224	H	North Dakota	74 63
												229	N	Hofstra	50 53
												233	A	Jacksonville	69 56
												233	H	Jacksonville	54 46
												235	A	North Florida	57 71
												235	H	North Florida	62 75
												292	A	Kennesaw St.	58 45
												292	H	Kennesaw St.	59 67
												292	H	Kennesaw St.	76 69
												320	H	North Dakota St.	60 59
												325	A	NJIT	56 47
												325	H	NJIT	74 48
												330	A	Lipscomb	80 65
												330	H	Lipscomb	76 49
												346	H	Florida A&M	69 44
LAST 12 Division I GAMES:															
292	H	Kennesaw St.	59 67	63	H	FGCU	40 73	233	H	Jacksonville	54 46				
63	A	FGCU	42 61	180	A	Liberty	68 56	292	H	Kennesaw St.	76 69				
292	A	Kennesaw St.	58 45	233	A	Jacksonville	69 56								
235	H	North Florida	62 75												
200	H	North Ala.	69 59												
325	A	NJIT	56 47												

Non-Div I Games: Central St. (OH) 81 51 Webber Int'l 80 52

Stetson

■ Loss,
 ■ Non-Conf,
 ■ S Site,
 ■ Home
 ■ Away
 N Neutral

Stony Brook

Through Games Of March 17, 2019

Average RPI Win:	274	WON-LOST	WINNING	LAST 10	STRENGTH OF	OPP. STRENGTH	TEAM	ADJ.	CONF.	ADJ CONF.
Average RPI Loss:	96	RECORD	PCT. RANK	GAMES	SCHEDULE	OF SCHEDULE	RPI	RPI	RPI	RPI
DIV. I ONLY	22- 8	50	1- 1	309	259	139	139	23	23	
DIV. I NON-CONF.	10- 2	37	0- 0	287	273	87	87	24	24	
TOTALS	RPI 1-25	RPI 26-50	W-L RECORDS	RPI 51-100	RPI 101-999	RPI 150+				
22- 8	0- 0	0- 1	OVERALL	0- 3	22- 4	21- 1				
12- 3	0- 0	0- 0	HOME	0- 1	12- 2	12- 1				
10- 5	0- 0	0- 1	AWAY	0- 2	10- 2	9- 0				
0- 0	0- 0	0- 0	NEUTRAL	0- 0	0- 0	0- 0				
10- 2	0- 0	0- 1	NON-CONFERENCE	0- 1	10- 0	9- 0				
6- 0	0- 0	0- 0	HOME	0- 0	6- 0	6- 0				
4- 2	0- 0	0- 1	AWAY	0- 1	4- 0	3- 0				
0- 0	0- 0	0- 0	NEUTRAL	0- 0	0- 0	0- 0				
12- 6	0- 0	0- 0	CONFERENCE	0- 2	12- 4	12- 1				
6- 3	0- 0	0- 0	HOME	0- 1	6- 2	6- 1				
6- 3	0- 0	0- 0	AWAY	0- 1	6- 2	6- 0				
0- 0	0- 0	0- 0	NEUTRAL	0- 0	0- 0	0- 0				

RPI 1-25				RPI 26-50				RPI 51-100				RPI 101+				Team's RPI: 139	
RPI	S	Opponent	Score	RPI	S	Opponent	Score	RPI	S	Opponent	Score	RPI	S	Opponent	Score		
				29	A	Rutgers	47 61	54	A	Maine	61 71	103	A	Hartford	59 64		
								54	H	Maine	54 68	103	A	Hartford	62 73		
								86	A	Toledo	48 80	103	H	Hartford	36 64		
												145	A	Penn St.	81 70		
												192	A	Sacred Heart	73 58		
												199	H	Cornell	63 61		
												229	H	Hofstra	77 49		
												237	A	Albany (NY)	68 52		
												237	H	Albany (NY)	49 54		
												248	H	St. Francis Brooklyn	74 67		
												255	A	Binghamton	65 56		
												255	H	Binghamton	68 53		
												266	A	Manhattan	79 48		
												279	A	Vermont	67 61		
												279	H	Vermont	58 48		
												279	H	Vermont	69 58		
												287	H	Ga. Southern	72 43		
												305	A	UMBC	70 59		
												305	H	UMBC	57 44		
												317	A	New Hampshire	82 63		
												317	H	New Hampshire	67 37		
												319	H	Wagner	70 45		
												324	A	Iona	53 51		
												328	A	UMass Lowell	64 47		
												328	H	UMass Lowell	76 56		
												344	H	Fairleigh Dickinson	63 49		
LAST 12 Division I GAMES:																	
279	H	Vermont	69 58	317	H	New Hampshire	67 37										
103	A	Hartford	59 64	328	A	UMass Lowell	64 47										
279	H	Vermont	58 48	255	H	Binghamton	68 53										
305	A	UMBC	70 59	103	A	Hartford	62 73										
54	A	Maine	61 71	305	H	UMBC	57 44										
237	A	Albany (NY)	68 52	279	A	Vermont	67 61										

Non-Div I Games: SUNY New Paltz 87 50

Stony Brook

Loss, Non-Conf, S Site, H Home A Away N Neutral

Average RPI Win:	94	WON-LOST	WINNING	LAST 10	STRENGTH OF	OPP. STRENGTH	TEAM	ADJ.	CONF.	ADJ CONF.
Average RPI Loss:	27	RECORD	PCT. RANK	GAMES	SCHEDULE	OF SCHEDULE	RPI	RPI	RPI	RPI
DIV. I ONLY	24- 8	46	1- 0	4	6	10	10	1	1	
DIV. I NON-CONF.	11- 2	32	0- 0	9	48	5	5	1	1	
TOTALS	RPI 1-25	RPI 26-50	W-L RECORDS	RPI 51-100	RPI 101-999	RPI 150+				
24- 8	5- 6	4- 0	OVERALL	5- 1	10- 1	3- 0				
11- 3	1- 3	2- 0	HOME	1- 0	7- 0	3- 0				
6- 4	1- 2	0- 0	AWAY	3- 1	2- 1	0- 0				
7- 1	3- 1	2- 0	NEUTRAL	1- 0	1- 0	0- 0				
11- 2	3- 1	3- 0	NON-CONFERENCE	0- 0	5- 1	3- 0				
6- 0	1- 0	1- 0	HOME	0- 0	4- 0	3- 0				
0- 2	0- 1	0- 0	AWAY	0- 0	0- 1	0- 0				
5- 0	2- 0	2- 0	NEUTRAL	0- 0	1- 0	0- 0				
13- 6	2- 5	1- 0	CONFERENCE	5- 1	5- 0	0- 0				
5- 3	0- 3	1- 0	HOME	1- 0	3- 0	0- 0				
6- 2	1- 1	0- 0	AWAY	3- 1	2- 0	0- 0				
2- 1	1- 1	0- 0	NEUTRAL	1- 0	0- 0	0- 0				

RPI S	Opponent	Score	RPI S	Opponent	Score	RPI S	Opponent	Score	RPI S	Opponent	Score
1	H Notre Dame	68 98	33	N Kansas St.	70 61	51	A Clemson	84 75	107	H Towson	98 55
1	N Notre Dame	66 91	37	H Bucknell	70 56	68	A Georgia Tech	55 65	108	A Minnesota	68 72
3	A Louisville	51 76	38	H North Carolina	90 77	73	A Virginia Tech	75 73	128	A Pittsburgh	82 50
5	A Oregon	73 75	44	N Princeton	92 61	79	A Duke	64 55	128	H Pittsburgh	90 63
9	H NC State	73 77				97	H Virginia	72 68	134	A Boston College	76 59
15	N UCF	57 52				97	N Virginia	67 57	134	H Boston College	96 69
16	H Texas A&M	75 65							137	N Duquesne	87 71
18	N DePaul	83 81							147	H Wake Forest	77 57
19	H Miami (FL)	71 84							205	H UMES	96 51
19	N Miami (FL)	92 85							224	H North Dakota	85 49
21	A Florida St.	94 88							271	H Niagara	94 45
LAST 12 Division I GAMES:											
97	N Virginia	67 57	128	H Pittsburgh	90 63						
19	N Miami (FL)	92 85	147	H Wake Forest	77 57						
1	N Notre Dame	66 91	9	H NC State	73 77						
134	A Boston College	76 59	134	H Boston College	96 69						
21	A Florida St.	94 88	3	A Louisville	51 76						
1	H Notre Dame	68 98	97	H Virginia	72 68						

Non-Div I Games:

Syracuse

Average RPI Win:	171	WON-LOST	WINNING	LAST 10	STRENGTH OF	OPP. STRENGTH	TEAM	ADJ.	CONF.	ADJ CONF.
Average RPI Loss:	38	RECORD	PCT. RANK	GAMES	SCHEDULE	OF SCHEDULE	RPI	RPI	RPI	RPI
DIV. I ONLY	20- 10	80	0- 1	72	44	58	58	3	3	
DIV. I NON-CONF.	10- 1	17	0- 0	261	262	74	74	3	3	
TOTALS	RPI 1-25	RPI 26-50	W-L RECORDS	RPI 51-100	RPI 101-999	RPI 150+				
20- 10	1- 3	1- 5	OVERALL	1- 1	17- 1	12- 0				
14- 3	1- 1	0- 2	HOME	1- 0	12- 0	8- 0				
6- 5	0- 2	1- 1	AWAY	0- 1	5- 1	4- 0				
0- 2	0- 0	0- 2	NEUTRAL	0- 0	0- 0	0- 0				
10- 1	0- 0	0- 1	NON-CONFERENCE	0- 0	10- 0	8- 0				
8- 0	0- 0	0- 0	HOME	0- 0	8- 0	6- 0				
2- 0	0- 0	0- 0	AWAY	0- 0	2- 0	2- 0				
0- 1	0- 0	0- 1	NEUTRAL	0- 0	0- 0	0- 0				
10- 9	1- 3	1- 4	CONFERENCE	1- 1	7- 1	4- 0				
6- 3	1- 1	0- 2	HOME	1- 0	4- 0	2- 0				
4- 5	0- 2	1- 1	AWAY	0- 1	3- 1	2- 0				
0- 1	0- 0	0- 1	NEUTRAL	0- 0	0- 0	0- 0				

RPI	S	Opponent	Score	RPI	S	Opponent	Score	RPI	S	Opponent	Score	RPI	S	Opponent	Score
2	A	Baylor	71 89	26	N	BYU	58 61	80	A	West Virginia	65 79	137	H	Duquesne	61 48
2	H	Baylor	55 79	28	A	Texas	67 73	80	H	West Virginia	62 48	140	A	Texas Tech	70 63
11	A	Iowa St.	54 92	28	H	Texas	48 62					140	H	Texas Tech	78 70
11	H	Iowa St.	76 69	28	N	Texas	64 66					143	A	Oklahoma St.	71 75
				33	A	Kansas St.	61 47					143	H	Oklahoma St.	69 55
				33	H	Kansas St.	72 75					148	H	Montana St.	71 49
												151	A	Kansas	76 66
												151	H	Kansas	58 53
												152	H	Southern U.	69 40
												153	A	Oklahoma	76 63
												153	H	Oklahoma	86 71
												183	H	Sam Houston St.	72 59
												208	A	San Diego St.	81 64
												231	H	SMU	65 63
												239	A	Ole Miss	55 50
												291	H	Army West Point	63 38
												329	H	Mississippi Val.	96 47
												350	H	Alcorn	88 31
LAST 12 Division I GAMES:															
				28	N	Texas	64 66	11	H	Iowa St.	76 69				
				28	H	Texas	48 62	2	A	Baylor	71 89				
				153	A	Oklahoma	76 63	140	A	Texas Tech	70 63				
				151	A	Kansas	76 66	143	H	Oklahoma St.	69 55				
				33	H	Kansas St.	72 75	33	A	Kansas St.	61 47				
				80	A	West Virginia	65 79	151	H	Kansas	58 53				

Non-Div I Games:

TCU

■ Loss,
■ Non-Conf, S Site,
■ Home
■ Away
N Neutral

Average RPI Win:	224	WON-LOST	WINNING	LAST 10	STRENGTH OF	OPP. STRENGTH	TEAM	ADJ.	CONF.	ADJ CONF.
Average RPI Loss:	98	RECORD	PCT. RANK	GAMES	SCHEDULE	OF SCHEDULE	RPI	RPI	RPI	RPI
DIV. I ONLY	11- 19	242	0- 1	85	86	165	165	9	9	
DIV. I NON-CONF.	4- 9	252	0- 0	127	88	194	194	8	8	
TOTALS	RPI 1-25	RPI 26-50	W-L RECORDS	RPI 51-100	RPI 101-999	RPI 150+				
11- 19	0- 6	0- 0	OVERALL	1- 4	10- 9	9- 5				
7- 4	0- 1	0- 0	HOME	1- 0	6- 3	5- 2				
4- 13	0- 5	0- 0	AWAY	0- 3	4- 5	4- 2				
0- 2	0- 0	0- 0	NEUTRAL	0- 1	0- 1	0- 1				
4- 9	0- 3	0- 0	NON-CONFERENCE	0- 3	4- 3	4- 1				
3- 0	0- 0	0- 0	HOME	0- 0	3- 0	3- 0				
1- 8	0- 3	0- 0	AWAY	0- 2	1- 3	1- 1				
0- 1	0- 0	0- 0	NEUTRAL	0- 1	0- 0	0- 0				
7- 10	0- 3	0- 0	CONFERENCE	1- 1	6- 6	5- 4				
4- 4	0- 1	0- 0	HOME	1- 0	3- 3	2- 2				
3- 5	0- 2	0- 0	AWAY	0- 1	3- 2	3- 1				
0- 1	0- 0	0- 0	NEUTRAL	0- 0	0- 1	0- 1				

RPI 1-25				RPI 26-50				RPI 51-100				RPI 101+				Team's RPI: 165	
RPI	S	Opponent	Score	RPI	S	Opponent	Score	RPI	S	Opponent	Score	RPI	S	Opponent	Score		
6	A	UConn	74 109					56	A	Villanova	68 76	111	A	Houston	65 78		
6	H	UConn	67 88					57	A	Penn	62 71	111	H	Houston	76 65		
15	A	UCF	54 62					75	N	Radford	50 56	115	H	South Fla.	53 63		
17	A	South Carolina	60 88					77	A	Cincinnati	52 72	118	A	Marist	68 74		
18	A	DePaul	88 102					77	H	Cincinnati	78 70	137	A	Duquesne	53 54		
19	A	Miami (FL)	61 73									155	A	Tulsa	75 61		
												155	H	Tulsa	61 64		
												170	H	Tulane	57 66		
												193	H	East Carolina	84 62		
												231	A	SMU	52 53		
												232	A	Memphis	84 53		
												232	N	Memphis	58 59		
												236	A	Saint Joseph's	58 52		
												239	A	Ole Miss	55 62		
												257	A	Wichita St.	65 40		
												257	H	Wichita St.	68 52		
												284	H	La Salle	75 47		
												324	H	Iona	59 39		
												340	H	Delaware St.	75 61		
LAST 12 Division I GAMES:																	
232	N	Memphis	58 59	77	H	Cincinnati	78 70										
232	A	Memphis	84 53	6	A	UConn	74 109										
257	H	Wichita St.	68 52	111	H	Houston	76 65										
155	H	Tulsa	61 64	257	A	Wichita St.	65 40										
15	A	UCF	54 62	155	A	Tulsa	75 61										
231	A	SMU	52 53	193	H	East Carolina	84 62										

Non-Div I Games:

Temple

Loss, Non-Conf, S Site, H Home A Away N Neutral

Tennessee

Through Games Of March 17, 2019

Average RPI Win:	152	WON-LOST	WINNING	LAST 10	STRENGTH OF	OPP. STRENGTH	TEAM	ADJ.	CONF.	ADJ CONF.
Average RPI Loss:	54	RECORD	PCT. RANK	GAMES	SCHEDULE	OF SCHEDULE	RPI	RPI	RPI	RPI
DIV. I ONLY	19- 12	107	1- 0	31	46	60	60	5	5	
DIV. I NON-CONF.	11- 2	32	0- 0	60	69	28	28	5	5	
TOTALS	RPI 1-25	RPI 26-50	W-L RECORDS	RPI 51-100	RPI 101-999	RPI 150+				
19- 12	0- 7	5- 1	OVERALL	4- 1	10- 3	9- 2				
10- 7	0- 4	2- 1	HOME	1- 1	7- 1	7- 1				
6- 4	0- 2	3- 0	AWAY	0- 0	3- 2	2- 1				
3- 1	0- 1	0- 0	NEUTRAL	3- 0	0- 0	0- 0				
11- 2	0- 2	2- 0	NON-CONFERENCE	2- 0	7- 0	6- 0				
7- 2	0- 2	1- 0	HOME	0- 0	6- 0	6- 0				
2- 0	0- 0	1- 0	AWAY	0- 0	1- 0	0- 0				
2- 0	0- 0	0- 0	NEUTRAL	2- 0	0- 0	0- 0				
8- 10	0- 5	3- 1	CONFERENCE	2- 1	3- 3	3- 2				
3- 5	0- 2	1- 1	HOME	1- 1	1- 1	1- 1				
4- 4	0- 2	2- 0	AWAY	0- 0	2- 2	2- 1				
1- 1	0- 1	0- 0	NEUTRAL	1- 0	0- 0	0- 0				

RPI S	Opponent	Score	RPI S	Opponent	Score	RPI S	Opponent	Score	RPI S	Opponent	Score
1	H Notre Dame	62 77	28	A Texas	88 82	51	N Clemson	78 66	112	A Georgia	62 66
4	H Stanford	85 95	30	A Missouri	62 60	67	H Arkansas	79 80	143	A Oklahoma St.	76 63
8	A Mississippi St.	63 91	30	H Missouri	64 66	85	H LSU	74 65	157	A Alabama	65 86
8	N Mississippi St.	68 83	47	H Belmont	84 76	85	N LSU	69 66	175	H UNC Asheville	73 46
16	A Texas A&M	62 79	50	A Auburn	78 69	100	N UAB	73 69	209	A Vanderbilt	82 65
17	H South Carolina	67 82	50	H Auburn	73 62				209	H Vanderbilt	69 76
22	H Kentucky	71 73							210	H Stetson	65 55
									213	H Florida	67 50
									239	A Ole Miss	81 56
									241	H ETSU	80 61
									263	H Murray St.	98 77
									315	H Presbyterian	97 49
									346	H Florida A&M	96 31
LAST 12 Division I GAMES:											
85	N LSU	69 66	16	A Texas A&M	62 79						
8	N Mississippi St.	68 83	30	A Missouri	62 60						
100	N UAB	73 69	50	H Auburn	73 62						
239	A Ole Miss	81 56	8	A Mississippi St.	63 91						
209	H Vanderbilt	69 76	209	A Vanderbilt	82 65						
17	H South Carolina	67 82	213	H Florida	67 50						

Non-Div I Games:

Tennessee

■ Loss,
 ■ Non-Conf, S Site,
 ■ Home
 ■ Away
 N Neutral

Tennessee St.

Through Games Of March 17, 2019

Average RPI Win:	294	WON-LOST	WINNING	LAST 10	STRENGTH OF	OPP. STRENGTH	TEAM	ADJ.	CONF.	ADJ CONF.
Average RPI Loss:	157	RECORD	PCT. RANK	GAMES	SCHEDULE	OF SCHEDULE	RPI	RPI	RPI	RPI
DIV. I ONLY	5- 25	331	0- 1	192	195	303	303	22	22	
DIV. I NON-CONF.	0- 12	336	0- 0	195	64	334	334	23	23	
TOTALS	RPI 1-25	RPI 26-50	W-L RECORDS	RPI 51-100	RPI 101-999	RPI 150+				
5- 25	0- 2	0- 2	OVERALL	0- 3	5- 18	5- 11				
3- 7	0- 0	0- 1	HOME	0- 1	3- 5	3- 2				
2- 15	0- 2	0- 1	AWAY	0- 1	2- 11	2- 8				
0- 3	0- 0	0- 0	NEUTRAL	0- 1	0- 2	0- 1				
0- 12	0- 2	0- 0	NON-CONFERENCE	0- 3	0- 7	0- 6				
0- 1	0- 0	0- 0	HOME	0- 1	0- 0	0- 0				
0- 8	0- 2	0- 0	AWAY	0- 1	0- 5	0- 5				
0- 3	0- 0	0- 0	NEUTRAL	0- 1	0- 2	0- 1				
5- 13	0- 0	0- 2	CONFERENCE	0- 0	5- 11	5- 5				
3- 6	0- 0	0- 1	HOME	0- 0	3- 5	3- 2				
2- 7	0- 0	0- 1	AWAY	0- 0	2- 6	2- 3				
0- 0	0- 0	0- 0	NEUTRAL	0- 0	0- 0	0- 0				

RPI 1-25				RPI 26-50				RPI 51-100				RPI 101+ Team's RPI: 303			
RPI	S	Opponent	Score	RPI	S	Opponent	Score	RPI	S	Opponent	Score	RPI	S	Opponent	Score
3	A	Louisville	52 107	47	A	Belmont	46 80	67	N	Arkansas	55 79	113	A	UT Martin	60 83
18	A	DePaul	73 95	47	H	Belmont	65 89	92	A	Troy	67 92	113	H	UT Martin	61 73
								98	H	South Alabama	56 78	128	N	Pittsburgh	56 78
												131	A	Morehead St.	55 71
												131	H	Morehead St.	62 85
												146	A	Tennessee Tech	65 76
												146	H	Tennessee Tech	59 69
												186	N	Wisconsin	53 58
												209	A	Vanderbilt	63 89
												217	A	Jacksonville St.	73 76
												217	H	Jacksonville St.	52 62
												220	A	Ball St.	51 90
												222	A	Marshall	59 80
												238	H	SIUE	55 66
												245	A	Southeast Mo. St.	57 81
												245	H	Southeast Mo. St.	62 59
												261	A	Austin Peay	47 74
												263	A	Murray St.	65 61
												295	H	Eastern Ill.	70 66
												301	A	Alabama A&M	57 67
												330	A	Lipscomb	62 64
												333	A	Eastern Ky.	57 31
												333	H	Eastern Ky.	60 38
LAST 12 Division I GAMES:															
113	A	UT Martin	60 83	333	A	Eastern Ky.	57 31								
245	A	Southeast Mo. St.	57 81	131	A	Morehead St.	55 71								
295	H	Eastern Ill.	70 66	245	H	Southeast Mo. St.	62 59								
238	H	SIUE	55 66	113	H	UT Martin	61 73								
217	A	Jacksonville St.	73 76	263	A	Murray St.	65 61								
47	H	Belmont	65 89	261	A	Austin Peay	47 74								

Non-Div I Games:

Tennessee St.

■ Loss,
■ Non-Conf,
■ S Site,
■ H Home
■ A Away
N Neutral

Tennessee Tech

Through Games Of March 17, 2019

Average RPI Win:	246	WON-LOST	WINNING	LAST 10	STRENGTH OF	OPP. STRENGTH	TEAM	ADJ.	CONF.	ADJ CONF.
Average RPI Loss:	150	RECORD	PCT. RANK	GAMES	SCHEDULE	OF SCHEDULE	RPI	RPI	RPI	RPI
DIV. I ONLY	19- 10	88	1- 1	273	250	146	146	22	22	
DIV. I NON-CONF.	6- 3	91	0- 0	279	208	136	136	23	23	
TOTALS	RPI 1-25	RPI 26-50	W-L RECORDS	RPI 51-100	RPI 101-999	RPI 150+				
19- 10	0- 0	1- 2	OVERALL	1- 1	17- 7	16- 4				
9- 3	0- 0	0- 1	HOME	1- 0	8- 2	8- 1				
9- 5	0- 0	1- 0	AWAY	0- 1	8- 4	7- 3				
1- 2	0- 0	0- 1	NEUTRAL	0- 0	1- 1	1- 0				
6- 3	0- 0	0- 0	NON-CONFERENCE	1- 1	5- 2	5- 1				
3- 0	0- 0	0- 0	HOME	1- 0	2- 0	2- 0				
3- 2	0- 0	0- 0	AWAY	0- 1	3- 1	3- 1				
0- 1	0- 0	0- 0	NEUTRAL	0- 0	0- 1	0- 0				
13- 7	0- 0	1- 2	CONFERENCE	0- 0	12- 5	11- 3				
6- 3	0- 0	0- 1	HOME	0- 0	6- 2	6- 1				
6- 3	0- 0	1- 0	AWAY	0- 0	5- 3	4- 2				
1- 1	0- 0	0- 1	NEUTRAL	0- 0	1- 0	1- 0				

RPI 1-25			RPI 26-50			RPI 51-100			RPI 101+			Team's RPI: 146
RPI	S	Opponent	Score	RPI	S	Opponent	Score	RPI	S	Opponent	Score	
				47	A	Belmont	77 72	66	H	Middle Tenn.	68 64	110 N Old Dominion 73 80
				47	H	Belmont	67 99	67	A	Arkansas	42 65	113 A UT Martin 80 76
				47	N	Belmont	48 62					131 A Morehead St. 56 77
												131 H Morehead St. 70 73
												175 H UNC Asheville 60 53
												217 A Jacksonville St. 66 49
												217 H Jacksonville St. 62 59
												218 A Xavier 60 70
												238 A SIUE 61 63
												238 H SIUE 79 55
												245 A Southeast Mo. St. 53 62
												257 A Wichita St. 55 45
												261 H Austin Peay 65 72
												261 N Austin Peay 68 57
												263 H Murray St. 74 65
												280 A Charleston So. 77 55
												295 A Eastern Ill. 68 51
												295 H Eastern Ill. 99 88
												303 A Tennessee St. 69 59
												303 H Tennessee St. 76 65
												330 A Lipscomb 67 52
												333 A Eastern Ky. 81 68
												333 H Eastern Ky. 77 57
												341 H Western Caro. 77 58
LAST 12 Division I GAMES:												
				261	N	Austin Peay	68 57	47	H	Belmont	67 99	
				47	N	Belmont	48 62	217	H	Jacksonville St.	62 59	
				295	A	Eastern Ill.	68 51	113	A	UT Martin	80 76	
				238	A	SIUE	61 63	245	A	Southeast Mo. St.	53 62	
				131	H	Morehead St.	70 73	263	H	Murray St.	74 65	
				333	H	Eastern Ky.	77 57	261	H	Austin Peay	65 72	

Non-Div I Games: Tenn. Wesleyan 100 58 Cumberland (TN) 88 55

Tennessee Tech

Loss, Non-Conf, S Site, H Home A Away N Neutral

Average RPI Win:	142	WON-LOST	WINNING	LAST 10	STRENGTH OF	OPP. STRENGTH	TEAM	ADJ.	CONF.	ADJ CONF.
Average RPI Loss:	27	RECORD	PCT. RANK	GAMES	SCHEDULE	OF SCHEDULE	RPI	RPI	RPI	RPI
DIV. I ONLY	23- 9	53	0- 1	23	35	28	28	3	3	
DIV. I NON-CONF.	10- 2	37	0- 0	82	174	42	42	3	3	
TOTALS	RPI 1-25	RPI 26-50	W-L RECORDS	RPI 51-100	RPI 101-999	RPI 150+				
23- 9	1- 5	2- 2	OVERALL	5- 2	15- 0	10- 0				
10- 6	0- 3	0- 1	HOME	1- 2	9- 0	6- 0				
9- 2	1- 1	0- 1	AWAY	2- 0	6- 0	4- 0				
4- 1	0- 1	2- 0	NEUTRAL	2- 0	0- 0	0- 0				
10- 2	0- 1	2- 0	NON-CONFERENCE	1- 1	7- 0	6- 0				
5- 2	0- 1	0- 0	HOME	0- 1	5- 0	4- 0				
2- 0	0- 0	0- 0	AWAY	0- 0	2- 0	2- 0				
3- 0	0- 0	2- 0	NEUTRAL	1- 0	0- 0	0- 0				
13- 7	1- 4	0- 2	CONFERENCE	4- 1	8- 0	4- 0				
5- 4	0- 2	0- 1	HOME	1- 1	4- 0	2- 0				
7- 2	1- 1	0- 1	AWAY	2- 0	4- 0	2- 0				
1- 1	0- 1	0- 0	NEUTRAL	1- 0	0- 0	0- 0				

RPI	S	Opponent	Score	RPI	S	Opponent	Score	Team's RPI: 28	RPI	S	Opponent	Score	RPI	S	Opponent	Score
2	A	Baylor	35 64	33	A	Kansas St.	69 87		58	A	TCU	62 48	137	H	Duquesne	78 41
2	H	Baylor	68 74	33	H	Kansas St.	60 69		58	H	TCU	73 67	140	A	Texas Tech	78 71
8	H	Mississippi St.	49 67	41	N	Quinnipiac	56 55		58	N	TCU	66 64	140	H	Texas Tech	81 57
11	A	Iowa St.	64 62	46	N	Michigan	69 52		60	H	Tennessee	82 88	143	A	Oklahoma St.	61 55
11	H	Iowa St.	73 82						80	A	West Virginia	70 58	143	H	Oklahoma St.	60 51
11	N	Iowa St.	69 75						80	H	West Virginia	58 64	151	A	Kansas	91 73
									82	N	Fordham	72 54	151	H	Kansas	62 43
													153	A	Oklahoma	76 67
													153	H	Oklahoma	73 63
													176	A	North Texas	64 54
													210	H	Stetson	65 46
													212	A	UTRGV	81 66
													302	H	UTSA	98 54
													312	H	McNeese	96 40
													318	H	Northwestern St.	104 66
LAST 12 Division I GAMES:																
11	N	Iowa St.	69 75	2	A	Baylor	35 64		140	H	Texas Tech	81 57				
58	N	TCU	66 64	33	H	Kansas St.	60 69		143	A	Oklahoma St.	61 55				
82	N	Fordham	72 54	151	A	Kansas	91 73		2	H	Baylor	68 74				
46	N	Michigan	69 52													
58	A	TCU	62 48													
11	H	Iowa St.	73 82													

Non-Div I Games:

Texas

■ Loss,
 ■ Non-Conf,
 ■ S Site,
 ■ Home
 ■ A Away
 N Neutral

Average RPI Win:	126	WON-LOST	WINNING	LAST 10	STRENGTH OF	OPP. STRENGTH	TEAM	ADJ.	CONF.	ADJ CONF.
Average RPI Loss:	40	RECORD	PCT. RANK	GAMES	SCHEDULE	OF SCHEDULE	RPI	RPI	RPI	RPI
DIV. I ONLY	24- 7	38	1- 0	25	58	16	16	5	5	
DIV. I NON-CONF.	11- 2	32	0- 0	29	101	17	17	5	5	
TOTALS	RPI 1-25	RPI 26-50	W-L RECORDS	RPI 51-100	RPI 101-999	RPI 150+				
24- 7	3- 3	3- 1	OVERALL	5- 3	13- 0	11- 0				
13- 3	1- 2	1- 0	HOME	4- 1	7- 0	7- 0				
8- 3	1- 1	1- 1	AWAY	1- 1	5- 0	3- 0				
3- 1	1- 0	1- 0	NEUTRAL	0- 1	1- 0	1- 0				
11- 2	1- 1	1- 0	NON-CONFERENCE	2- 1	7- 0	6- 0				
7- 1	0- 0	1- 0	HOME	1- 1	5- 0	5- 0				
2- 1	0- 1	0- 0	AWAY	1- 0	1- 0	0- 0				
2- 0	1- 0	0- 0	NEUTRAL	0- 0	1- 0	1- 0				
13- 5	2- 2	2- 1	CONFERENCE	3- 2	6- 0	5- 0				
6- 2	1- 2	0- 0	HOME	3- 0	2- 0	2- 0				
6- 2	1- 0	1- 1	AWAY	0- 1	4- 0	3- 0				
1- 1	0- 0	1- 0	NEUTRAL	0- 1	0- 0	0- 0				

RPI	S	Opponent	Score
8	H	Mississippi St.	64 92
10	A	Syracuse	65 75
17	H	South Carolina	57 60
22	A	Kentucky	62 55
22	H	Kentucky	73 71
24	N	Oregon St.	76 70

RPI	S	Opponent	Score
30	A	Missouri	65 70
31	H	Rice	65 54
50	A	Auburn	69 67
50	N	Auburn	64 62

RPI	S	Opponent	Score
53	H	Southern California	71 51
60	H	Tennessee	79 62
61	A	Little Rock	61 40
62	H	Lamar University	68 74
67	H	Arkansas	66 53
67	N	Arkansas	51 58
85	A	LSU	52 63
85	H	LSU	59 55

RPI	S	Opponent	Score
111	A	Houston	68 52
112	A	Georgia	76 66
157	H	Alabama	70 43
159	N	UC Riverside	70 63
188	H	Prairie View	70 57
190	H	Arkansas St.	97 56
209	A	Vanderbilt	50 43
209	H	Vanderbilt	69 53
212	H	UTRGV	84 61
213	A	Florida	80 62
233	H	Jacksonville	73 53
239	A	Ole Miss	72 60
277	H	Central Ark.	84 27

LAST 12 Division I GAMES:

50	N	Auburn	64	62	8	H	Mississippi St.	64	92
67	N	Arkansas	51	58	85	H	LSU	59	55
67	H	Arkansas	66	53	30	A	Missouri	65	70
22	A	Kentucky	62	55	239	A	Ole Miss	72	60
213	A	Florida	80	62	209	H	Vanderbilt	69	53
60	H	Tennessee	79	62	22	H	Kentucky	73	71

Non-Div I Games:

Texas A&M

Texas Southern

Through Games Of March 17, 2019

Average RPI Win:	289	WON-LOST	WINNING	LAST 10	STRENGTH OF	OPP. STRENGTH	TEAM	ADJ.	CONF.	ADJ CONF.
Average RPI Loss:	169	RECORD	PCT. RANK	GAMES	SCHEDULE	OF SCHEDULE	RPI	RPI	RPI	RPI
DIV. I ONLY	13- 15	197	0- 1	287	334	226	226	29	29	
DIV. I NON-CONF.	2- 7	288	0- 0	46	279	167	167	28	28	
TOTALS	RPI 1-25	RPI 26-50	W-L RECORDS	RPI 51-100	RPI 101-999	RPI 150+				
13- 15	0- 0	0- 2	OVERALL	0- 1	13- 12	13- 10				
6- 3	0- 0	0- 0	HOME	0- 0	6- 3	6- 3				
7- 10	0- 0	0- 2	AWAY	0- 1	7- 7	7- 6				
0- 2	0- 0	0- 0	NEUTRAL	0- 0	0- 2	0- 1				
2- 7	0- 0	0- 2	NON-CONFERENCE	0- 1	2- 4	2- 2				
0- 0	0- 0	0- 0	HOME	0- 0	0- 0	0- 0				
2- 5	0- 0	0- 2	AWAY	0- 1	2- 2	2- 1				
0- 2	0- 0	0- 0	NEUTRAL	0- 0	0- 2	0- 1				
11- 8	0- 0	0- 0	CONFERENCE	0- 0	11- 8	11- 8				
6- 3	0- 0	0- 0	HOME	0- 0	6- 3	6- 3				
5- 5	0- 0	0- 0	AWAY	0- 0	5- 5	5- 5				
0- 0	0- 0	0- 0	NEUTRAL	0- 0	0- 0	0- 0				

RPI S	Opponent	Score	RPI S	Opponent	Score	RPI S	Opponent	Score	RPI S	Opponent	Score	Team's RPI: 226
31	A Rice	71 76	78	A SFA	55 74	124	N Abilene Christian	39 81				
43	A Michigan St.	45 91				140	A Texas Tech	55 75				
						152	A Southern U.	61 63				
						152	H Southern U.	49 60				
						166	N Nicholls St.	57 58				
						170	A Tulane	56 62				
						188	A Prairie View	52 44				
						188	H Prairie View	73 67				
						207	A Grambling	61 72				
						207	A Grambling	55 72				
						207	H Grambling	67 75				
						212	A UTRGV	69 55				
						247	A Jackson St.	64 73				
						247	H Jackson St.	76 67				
						268	A Alabama St.	51 44				
						268	H Alabama St.	51 58				
						301	A Alabama A&M	56 45				
						301	H Alabama A&M	53 45				
						329	A Mississippi Val.	68 50				
						329	H Mississippi Val.	73 45				
						345	A Savannah St.	65 41				
						349	A Ark.-Pine Bluff	59 58				
						349	H Ark.-Pine Bluff	62 49				
						350	A Alcorn	52 53				
						350	H Alcorn	66 51				
LAST 12 Division I GAMES:												
207	A Grambling	61 72	349	H Ark.-Pine Bluff	62 49							
152	H Southern U.	49 60	247	A Jackson St.	64 73							
350	H Alcorn	66 51	207	A Grambling	55 72							
301	A Alabama A&M	56 45	188	H Prairie View	73 67							
268	A Alabama St.	51 44	301	H Alabama A&M	53 45							
329	H Mississippi Val.	73 45	268	H Alabama St.	51 58							

Non-Div I Games: Huston-Tillotson 72 36 Paul Quinn 83 54

Texas Southern

Loss, Non-Conf, S Site, H Home A Away N Neutral

Average RPI Win:	202	WON-LOST	WINNING	LAST 10	STRENGTH OF	OPP. STRENGTH	TEAM	ADJ.	CONF.	ADJ CONF.
Average RPI Loss:	119	RECORD	PCT. RANK	GAMES	SCHEDULE	OF SCHEDULE	RPI	RPI	RPI	RPI
DIV. I ONLY	12- 17	222	0- 1	99	139	162	162	12	12	
DIV. I NON-CONF.	3- 7	256	0- 0	108	136	193	193	14	14	
TOTALS	RPI 1-25	RPI 26-50	W-L RECORDS	RPI 51-100	RPI 101-999	RPI 150+				
12- 17	0- 0	0- 2	OVERALL	2- 6	10- 9	9- 4				
5- 7	0- 0	0- 0	HOME	2- 2	3- 5	3- 2				
7- 8	0- 0	0- 1	AWAY	0- 3	7- 4	6- 2				
0- 2	0- 0	0- 1	NEUTRAL	0- 1	0- 0	0- 0				
3- 7	0- 0	0- 2	NON-CONFERENCE	0- 1	3- 4	3- 2				
1- 2	0- 0	0- 0	HOME	0- 0	1- 2	1- 1				
2- 4	0- 0	0- 1	AWAY	0- 1	2- 2	2- 1				
0- 1	0- 0	0- 1	NEUTRAL	0- 0	0- 0	0- 0				
9- 10	0- 0	0- 0	CONFERENCE	2- 5	7- 5	6- 2				
4- 5	0- 0	0- 0	HOME	2- 2	2- 3	2- 1				
5- 4	0- 0	0- 0	AWAY	0- 2	5- 2	4- 1				
0- 1	0- 0	0- 0	NEUTRAL	0- 1	0- 0	0- 0				

RPI S	Opponent	Score	RPI S	Opponent	Score	RPI S	Opponent	Score	RPI S	Opponent	Score	Team's RPI: 162
30	A Missouri	50 69	49	N Saint Mary's (CA)	62 89	55	A New Mexico	51 82	130	A Appalachian St.	56 77	
						61	A Little Rock	47 62	130	H Appalachian St.	49 62	
						61	H Little Rock	50 48	143	A Oklahoma St.	55 66	
						76	A UT Arlington	53 68	144	A Georgia St.	69 60	
						76	H UT Arlington	41 44	144	H Georgia St.	34 57	
						92	H Troy	63 82	148	H Montana St.	59 67	
						98	H South Alabama	77 45	160	H Oral Roberts	64 81	
						98	N South Alabama	67 68	166	H Nicholls St.	72 67	
									170	A Tulane	61 67	
									179	A Coastal Caro.	70 77	
									179	H Coastal Caro.	73 58	
									190	A Arkansas St.	85 62	
									190	H Arkansas St.	68 54	
									234	A A&M-Corpus Christi	60 53	
									269	A Louisiana	71 65	
									287	A Ga. Southern	64 52	
									287	H Ga. Southern	55 65	
									300	A La.-Monroe	62 51	
									302	A UTSA	68 60	
LAST 12 Division I GAMES:												
98	N South Alabama	67 68	92	H Troy	63 82							
170	A Tulane	61 67	269	A Louisiana	71 65							
148	H Montana St.	59 67	300	A La.-Monroe	62 51							
166	H Nicholls St.	72 67	61	H Little Rock	50 48							
76	H UT Arlington	41 44	190	H Arkansas St.	68 54							
98	H South Alabama	77 45	179	A Coastal Caro.	70 77							

Non-Div I Games: UNKNOWN 92 39 Tex. A&M Int'l 89 25

Texas St.

Loss, Non-Conf, S Site, H Home A Away N Neutral

Average RPI Win:	190	WON-LOST	WINNING	LAST 10	STRENGTH OF	OPP. STRENGTH	TEAM	ADJ.	CONF.	ADJ CONF.
Average RPI Loss:	60	RECORD	PCT. RANK	GAMES	SCHEDULE	OF SCHEDULE	RPI	RPI	RPI	RPI
DIV. I ONLY	14- 17	203	1- 0	54	49	140	140	3	3	
DIV. I NON-CONF.	9- 2	43	0- 0	196	314	92	92	3	3	
TOTALS	RPI 1-25	RPI 26-50	W-L RECORDS	RPI 51-100	RPI 101-999	RPI 150+				
14- 17	0- 5	0- 4	OVERALL	1- 5	13- 3	11- 2				
11- 7	0- 2	0- 2	HOME	1- 3	10- 0	8- 0				
2- 9	0- 2	0- 2	AWAY	0- 2	2- 3	2- 2				
1- 1	0- 1	0- 0	NEUTRAL	0- 0	1- 0	1- 0				
9- 2	0- 0	0- 0	NON-CONFERENCE	1- 1	8- 1	7- 1				
8- 1	0- 0	0- 0	HOME	1- 1	7- 0	6- 0				
1- 1	0- 0	0- 0	AWAY	0- 0	1- 1	1- 1				
0- 0	0- 0	0- 0	NEUTRAL	0- 0	0- 0	0- 0				
5- 15	0- 5	0- 4	CONFERENCE	0- 4	5- 2	4- 1				
3- 6	0- 2	0- 2	HOME	0- 2	3- 0	2- 0				
1- 8	0- 2	0- 2	AWAY	0- 2	1- 2	1- 1				
1- 1	0- 1	0- 0	NEUTRAL	0- 0	1- 0	1- 0				

RPI 1-25				RPI 26-50				RPI 51-100				RPI 101+ Team's RPI: 140			
RPI	S	Opponent	Score	RPI	S	Opponent	Score	RPI	S	Opponent	Score	RPI	S	Opponent	Score
2	A	Baylor	37 96	28	A	Texas	57 81	58	A	TCU	70 78	124	H	Abilene Christian	105 54
2	H	Baylor	56 73	28	H	Texas	71 78	58	H	TCU	63 70	143	A	Oklahoma St.	57 65
2	N	Baylor	61 100	33	A	Kansas St.	67 75	78	H	SFA	77 69	143	H	Oklahoma St.	90 78
11	A	Iowa St.	66 105	33	H	Kansas St.	62 66	80	A	West Virginia	65 68	151	A	Kansas	75 71
11	H	Iowa St.	62 64					80	H	West Virginia	72 75	151	H	Kansas	69 66
								84	H	Idaho	77 88	152	H	Southern U.	76 58
												153	A	Oklahoma	61 66
												153	H	Oklahoma	88 82
												153 N	Oklahoma	104 84	
												213	A	Florida	67 72
												217	H	Jacksonville St.	71 58
												226	H	Texas Southern	75 55
												234	H	A&M-Corpus Christi	78 61
												244	A	Nevada	86 67
												300	H	La.-Monroe	86 42
												332	H	Houston Baptist	82 76
LAST 12 Division I GAMES:															
153 N	Oklahoma	104	84	151	A	Kansas	75	71							
2 N	Baylor	61	100	80	H	West Virginia	72	75							
153	H	Oklahoma	88	82	143	H	Oklahoma St.	90	78						
33	A	Kansas St.	67	75	58	H	TCU	63	70						
11	H	Iowa St.	62	64	2	A	Baylor	37	96						
28	A	Texas	57	81	11	A	Iowa St.	66	105						

Non-Div I Games:

Texas Tech

■ Loss,
■ Non-Conf,
■ S Site,
■ H Home
■ A Away
N Neutral

Average RPI Win:	201	WON-LOST	WINNING	LAST 10	STRENGTH OF	OPP. STRENGTH	TEAM	ADJ.	CONF.	ADJ CONF.
Average RPI Loss:	67	RECORD	PCT. RANK	GAMES	SCHEDULE	OF SCHEDULE	RPI	RPI	RPI	RPI
DIV. I ONLY	20- 11	94	1- 1	114	101	86	86	8	8	
DIV. I NON-CONF.	8- 3	72	0- 0	145	196	67	67	9	9	
TOTALS	RPI 1-25	RPI 26-50	W-L RECORDS	RPI 51-100	RPI 101-999	RPI 150+				
20- 11	0- 2	3- 4	OVERALL	0- 2	17- 3	14- 1				
12- 3	0- 1	2- 1	HOME	0- 1	10- 0	7- 0				
8- 7	0- 1	1- 2	AWAY	0- 1	7- 3	7- 1				
0- 1	0- 0	0- 1	NEUTRAL	0- 0	0- 0	0- 0				
8- 3	0- 1	1- 0	NON-CONFERENCE	0- 1	7- 1	5- 0				
4- 1	0- 1	0- 0	HOME	0- 0	4- 0	2- 0				
4- 2	0- 0	1- 0	AWAY	0- 1	3- 1	3- 0				
0- 0	0- 0	0- 0	NEUTRAL	0- 0	0- 0	0- 0				
12- 8	0- 1	2- 4	CONFERENCE	0- 1	10- 2	9- 1				
8- 2	0- 0	2- 1	HOME	0- 1	6- 0	5- 0				
4- 5	0- 1	0- 2	AWAY	0- 0	4- 2	4- 1				
0- 1	0- 0	0- 1	NEUTRAL	0- 0	0- 0	0- 0				

RPI 1-25				RPI 26-50				RPI 51-100 Team's RPI: 86				RPI 101+			
RPI	S	Opponent	Score	RPI	S	Opponent	Score	RPI	S	Opponent	Score	RPI	S	Opponent	Score
1	H	Notre Dame	56 72	32	A	Central Mich.	45 78	54	A	Maine	59 73	119	A	Dayton	49 70
25	A	Buffalo	63 73	32	H	Central Mich.	62 59	83	H	Kent St.	47 58	126	A	Northern Ill.	52 54
				34	H	Ohio	76 50					126	H	Northern Ill.	64 53
				45	A	Miami (OH)	64 65					137	H	Duquesne	65 52
				45	H	Miami (OH)	56 65					139	H	Stony Brook	80 48
				45	N	Miami (OH)	54 72					164	A	Akron	64 70
				47	A	Belmont	78 69					197	A	Eastern Mich.	70 67
												197	H	Eastern Mich.	63 43
												219	A	Bowling Green	79 65
												219	H	Bowling Green	76 56
												220	A	Ball St.	63 62
												220	H	Ball St.	65 58
												220	H	Ball St.	67 63
												232	A	Memphis	58 48
												270	A	Western Mich.	80 57
												270	H	Western Mich.	73 63
												285	A	Cleveland St.	65 60
												304	A	Valparaiso	65 59
												324	H	Iona	84 38
												336	H	Detroit Mercy	77 60
LAST 12 Division I GAMES:															
220	H	Ball St.	67 63	220	A	Ball St.	63 62								
45	N	Miami (OH)	54 72	45	H	Miami (OH)	56 65								
32	A	Central Mich.	45 78	126	A	Northern Ill.	52 54								
197	A	Eastern Mich.	70 67	34	H	Ohio	76 50								
126	H	Northern Ill.	64 53	197	H	Eastern Mich.	63 43								
270	H	Western Mich.	73 63	25	A	Buffalo	63 73								

Non-Div I Games:

Toledo

■ Loss,
 ■ Non-Conf,
 ■ S Site,
 ■ H Home
 ■ A Away
 N Neutral

Average RPI Win: 203	WON-LOST	WINNING	LAST 10	STRENGTH OF	OPP. STRENGTH	TEAM	ADJ.	CONF.	ADJ CONF.
Average RPI Loss: 111	RECORD	PCT. RANK	GAMES	SCHEDULE	OF SCHEDULE	RPI	RPI	RPI	RPI
DIV. I ONLY	20- 12	103	1- 0	178	107	107	107	10	10
DIV. I NON-CONF.	6- 5	143	0- 0	297	127	163	163	10	10
TOTALS	RPI 1-25	RPI 26-50	W-L RECORDS	RPI 51-100	RPI 101-999	RPI 150+			
20- 12	0- 1	0- 2	OVERALL	3- 3	17- 6	14- 3			
8- 4	0- 0	0- 1	HOME	1- 1	7- 2	6- 1			
10- 8	0- 1	0- 1	AWAY	1- 2	9- 4	7- 2			
2- 0	0- 0	0- 0	NEUTRAL	1- 0	1- 0	1- 0			
6- 5	0- 1	0- 0	NON-CONFERENCE	0- 1	6- 3	6- 2			
3- 0	0- 0	0- 0	HOME	0- 0	3- 0	3- 0			
3- 5	0- 1	0- 0	AWAY	0- 1	3- 3	3- 2			
0- 0	0- 0	0- 0	NEUTRAL	0- 0	0- 0	0- 0			
14- 7	0- 0	0- 2	CONFERENCE	3- 2	11- 3	8- 1			
5- 4	0- 0	0- 1	HOME	1- 1	4- 2	3- 1			
7- 3	0- 0	0- 1	AWAY	1- 1	6- 1	4- 0			
2- 0	0- 0	0- 0	NEUTRAL	1- 0	1- 0	1- 0			

RPI	S	Opponent	Score	RPI	S	Opponent	Score	RPI	S	Opponent	Score	RPI	S	Opponent	Score	Team's RPI: 107
10	A	Syracuse	55 98	36	A	James Madison	59 71	65	A	Drexel	55 54	123	A	UNCW	73 77	
				36	H	James Madison	56 63	65	H	Drexel	44 77	123	H	UNCW	82 61	
								65	N	Drexel	53 49	138	A	Delaware	59 49	
								80	A	West Virginia	43 90	138	A	Delaware	56 48	
								96	A	Northeastern	68 77	138	H	Delaware	57 70	
								96	H	Northeastern	88 83	147	A	Wake Forest	53 60	
												161	A	William & Mary	82 75	
												161	H	William & Mary	69 80	
												206	H	Massachusetts	78 53	
												216	A	George Washington	63 76	
												220	A	Mt. St. Mary's	78 87	
												222	A	Marshall	76 69	
												229	A	Hofstra	68 56	
												229	H	Hofstra	92 68	
												229	N	Hofstra	69 48	
												236	A	Saint Joseph's	73 52	
												240	A	Elon	59 50	
												240	H	Elon	59 58	
												267	H	Loyola Maryland	62 57	
												284	H	La Salle	92 68	
												296	A	Col. of Charleston	77 61	
												296	H	Col. of Charleston	87 61	
												305	A	UMBC	71 62	
LAST 12 Division I GAMES:																
138	A	Delaware	59 49	240	A	Elon	59 50									
229	N	Hofstra	69 48	161	A	William & Mary	82 75									
65	N	Drexel	53 49	296	H	Col. of Charleston	87 61									
65	H	Drexel	44 77	123	H	UNCW	82 61									
138	H	Delaware	57 70	96	A	Northeastern	68 77									
36	H	James Madison	56 63	229	A	Hofstra	68 56									

Non-Div I Games:

Towson

■ Loss,
■ Non-Conf,
■ S Site,
■ H Home
■ A Away
N Neutral

Average RPI Win:	216	WON-LOST	WINNING	LAST 10	STRENGTH OF	OPP. STRENGTH	TEAM	ADJ.	CONF.	ADJ CONF.
Average RPI Loss:	89	RECORD	PCT. RANK	GAMES	SCHEDULE	OF SCHEDULE	RPI	RPI	RPI	RPI
DIV. I ONLY	21- 8	52	0- 1	203	147	92	92	12	12	
DIV. I NON-CONF.	8- 2	52	0- 0	301	207	123	123	14	14	
TOTALS	RPI 1-25	RPI 26-50	W-L RECORDS	RPI 51-100	RPI 101-999	RPI 150+				
21- 8	0- 1	0- 0	OVERALL	2- 5	19- 2	17- 0				
11- 2	0- 0	0- 0	HOME	2- 1	9- 1	8- 0				
8- 5	0- 1	0- 0	AWAY	0- 3	8- 1	7- 0				
2- 1	0- 0	0- 0	NEUTRAL	0- 1	2- 0	2- 0				
8- 2	0- 1	0- 0	NON-CONFERENCE	0- 1	8- 0	8- 0				
3- 1	0- 0	0- 0	HOME	0- 1	3- 0	3- 0				
3- 1	0- 1	0- 0	AWAY	0- 0	3- 0	3- 0				
2- 0	0- 0	0- 0	NEUTRAL	0- 0	2- 0	2- 0				
13- 6	0- 0	0- 0	CONFERENCE	2- 4	11- 2	9- 0				
8- 1	0- 0	0- 0	HOME	2- 0	6- 1	5- 0				
5- 4	0- 0	0- 0	AWAY	0- 3	5- 1	4- 0				
0- 1	0- 0	0- 0	NEUTRAL	0- 1	0- 0	0- 0				

RPI S	Opponent	Score	RPI S	Opponent	Score	RPI S	Opponent	Score	RPI S	Opponent	Score
21	A Florida St.	67 103				61	A Little Rock	72 76	130	A Appalachian St.	83 72
						61	H Little Rock	71 66	130	H Appalachian St.	95 66
						66	H Middle Tenn.	64 67	144	A Georgia St.	80 84
						76	A UT Arlington	65 88	144	H Georgia St.	70 85
						98	A South Alabama	77 80	162	A Texas St.	82 63
						98	H South Alabama	66 58	179	A Coastal Caro.	82 81
						98	N South Alabama	74 87	179	H Coastal Caro.	89 76
									183	N Sam Houston St.	84 79
									190	A Arkansas St.	100 89
									190	H Arkansas St.	87 79
									217	A Jacksonville St.	89 63
									239	A Ole Miss	71 54
									241	A ETSU	84 66
									268	H Alabama St.	116 46
									269	H Louisiana	90 64
									287	A Ga. Southern	97 81
									287	H Ga. Southern	100 78
									290	H Samford	72 52
									300	H La.-Monroe	78 56
									303	H Tennessee St.	92 67
									329	N Mississippi Val.	75 54
LAST 12 Division I GAMES:											
98	N	South Alabama	74	87	287	H	Ga. Southern	100	78		
179	H	Coastal Caro.	89	76	144	H	Georgia St.	70	85		
130	H	Appalachian St.	95	66	190	A	Arkansas St.	100	89		
76	A	UT Arlington	65	88	61	A	Little Rock	72	76		
162	A	Texas St.	82	63	98	A	South Alabama	77	80		
98	H	South Alabama	66	58	269	H	Louisiana	90	64		

Non-Div I Games: Talladega 91 70

Troy

T
u
l
a
n
e

Tulane				Through Games Of March 17, 2019						
Average RPI Win:	185	WON-LOST	WINNING	LAST 10	STRENGTH OF	OPP. STRENGTH	TEAM	ADJ.	CONF.	ADJ CONF.
Average RPI Loss:	129	RECORD	PCT. RANK	GAMES	SCHEDULE	OF SCHEDULE	RPI	RPI	RPI	RPI
DIV. I ONLY	15- 15	167	0- 1	153	91	170	170	9	9	
DIV. I NON-CONF.	10- 3	59	0- 0	217	128	99	99	8	8	
TOTALS	RPI 1-25	RPI 26-50	W-L RECORDS	RPI 51-100	RPI 101-999	RPI 150+				
15- 15	1- 2	1- 1	OVERALL	1- 1	12- 11	11- 6				
8- 7	1- 1	0- 0	HOME	0- 1	7- 5	6- 3				
4- 6	0- 1	0- 0	AWAY	1- 0	3- 5	3- 3				
3- 2	0- 0	1- 1	NEUTRAL	0- 0	2- 1	2- 0				
10- 3	0- 0	1- 1	NON-CONFERENCE	1- 0	8- 2	7- 1				
6- 1	0- 0	0- 0	HOME	0- 0	6- 1	5- 0				
1- 1	0- 0	0- 0	AWAY	1- 0	0- 1	0- 1				
3- 1	0- 0	1- 1	NEUTRAL	0- 0	2- 0	2- 0				
5- 12	1- 2	0- 0	CONFERENCE	0- 1	4- 9	4- 5				
2- 6	1- 1	0- 0	HOME	0- 1	1- 4	1- 3				
3- 5	0- 1	0- 0	AWAY	0- 0	3- 4	3- 2				
0- 1	0- 0	0- 0	NEUTRAL	0- 0	0- 1	0- 0				

RPI 1-25				RPI 26-50				RPI 51-100				RPI 101+ Team's RPI: 170			
RPI	S	Opponent	Score	RPI	S	Opponent	Score	RPI	S	Opponent	Score	RPI	S	Opponent	Score
6	H	UConn	33 75	32	N	Central Mich.	68 57	77	H	Cincinnati	65 80	110	H	Old Dominion	48 56
15	A	UCF	42 52	42	N	California	57 65	85	A	LSU	56 54	111	A	Houston	82 83
15	H	UCF	61 59									115	A	South Fla.	46 73
												115	H	South Fla.	45 50
												115	N	South Fla.	52 61
												136	H	Washington	63 51
												155	A	Tulsa	67 72
												157	A	Alabama	58 69
												162	H	Texas St.	67 61
												165	A	Temple	66 57
												166	H	Nicholls St.	71 46
												193	A	East Carolina	61 63
												193	H	East Carolina	68 57
												196	H	Southern Miss.	71 54
												226	H	Texas Southern	62 56
												231	A	SMU	61 43
												231	H	SMU	60 64
												232	A	Memphis	62 61
												232	H	Memphis	59 65
												257	H	Wichita St.	44 62
												285	N	Cleveland St.	81 72
												307	H	Fla. Atlantic	88 45
												346	N	Florida A&M	78 34
LAST 12 Division I GAMES:															
				115	N	South Fla.	52 61					232	H	Memphis	59 65
				162	H	Texas St.	67 61					15	H	UCF	61 59
				77	H	Cincinnati	65 80					155	A	Tulsa	67 72
				15	A	UCF	42 52					115	H	South Fla.	45 50
				231	H	SMU	60 64					193	A	East Carolina	61 63
				111	A	Houston	82 83					232	A	Memphis	62 61

Non-Div I Games:

Tulane

Average RPI Win:	200	WON-LOST	WINNING	LAST 10	STRENGTH OF	OPP. STRENGTH	TEAM	ADJ.	CONF.	ADJ CONF.
Average RPI Loss:	100	RECORD	PCT. RANK	GAMES	SCHEDULE	OF SCHEDULE	RPI	RPI	RPI	RPI
DIV. I ONLY	13- 18	217	1- 0	76	99	155	155	9	9	
DIV. I NON-CONF.	6- 7	172	0- 0	49	99	115	115	8	8	
TOTALS	RPI 1-25	RPI 26-50	W-L RECORDS	RPI 51-100	RPI 101-999	RPI 150+				
13- 18	0- 4	0- 1	OVERALL	0- 6	13- 7	12- 5				
8- 6	0- 1	0- 0	HOME	0- 3	8- 2	7- 2				
3- 11	0- 2	0- 1	AWAY	0- 3	3- 5	3- 3				
2- 1	0- 1	0- 0	NEUTRAL	0- 0	2- 0	2- 0				
6- 7	0- 1	0- 1	NON-CONFERENCE	0- 4	6- 1	5- 1				
4- 2	0- 0	0- 0	HOME	0- 2	4- 0	3- 0				
1- 5	0- 1	0- 1	AWAY	0- 2	1- 1	1- 1				
1- 0	0- 0	0- 0	NEUTRAL	0- 0	1- 0	1- 0				
7- 11	0- 3	0- 0	CONFERENCE	0- 2	7- 6	7- 4				
4- 4	0- 1	0- 0	HOME	0- 1	4- 2	4- 2				
2- 6	0- 1	0- 0	AWAY	0- 1	2- 4	2- 2				
1- 1	0- 1	0- 0	NEUTRAL	0- 0	1- 0	1- 0				

RPI S	Opponent	Score	RPI S	Opponent	Score	RPI S	Opponent	Score	RPI S	Opponent	Score	Team's RPI: 155
6	H UConn	49 68	47	A Belmont	53 78	61	H Little Rock	53 63	111	A Houston	44 76	
15	A UCF	44 60				67	H Arkansas	59 61	115	A South Fla.	48 59	
15	N UCF	54 66				71	A American	52 68	124	H Abilene Christian	75 63	
23	A Arizona St.	52 70				77	A Cincinnati	47 74	157	N Alabama	80 73	
						77	H Cincinnati	50 70	160	A Oral Roberts	76 68	
						78	A SFA	34 76	165	A Temple	64 61	
									165	H Temple	61 75	
									170	H Tulane	72 67	
									184	H Saint Louis	86 75	
									190	A Arkansas St.	60 73	
									193	A East Carolina	75 55	
									193	H East Carolina	60 64	
									210	H Stetson	55 54	
									231	H SMU	49 35	
									232	A Memphis	56 59	
									232	H Memphis	46 39	
									257	A Wichita St.	49 71	
									257	H Wichita St.	63 49	
									257	N Wichita St.	61 50	
									258	H UTEP	66 45	
LAST 12 Division I GAMES:												
257	N	Wichita St.	61	50	6	H	UConn	49	68			
15	N	UCF	54	66	77	A	Cincinnati	47	74			
23	A	Arizona St.	52	70	115	A	South Fla.	48	59			
257	A	Wichita St.	49	71	170	H	Tulane	72	67			
193	H	East Carolina	60	64	231	H	SMU	49	35			
165	A	Temple	64	61	232	A	Memphis	56	59			

Non-Div I Games:

Tulsa

Average RPI Win:	223	WON-LOST	WINNING	LAST 10	STRENGTH OF	OPP. STRENGTH	TEAM	ADJ.	CONF.	ADJ CONF.
Average RPI Loss:	83	RECORD	PCT. RANK	GAMES	SCHEDULE	OF SCHEDULE	RPI	RPI	RPI	RPI
DIV. I ONLY	24- 6	27	0- 1	275	150	100	100	14	14	
DIV. I NON-CONF.	11- 1	13	0- 0	332	269	117	117	17	17	
TOTALS	RPI 1-25	RPI 26-50	W-L RECORDS	RPI 51-100	RPI 101-999	RPI 150+				
24- 6	0- 0	0- 1	OVERALL	3- 3	21- 2	18- 1				
11- 2	0- 0	0- 1	HOME	2- 0	9- 1	8- 1				
10- 2	0- 0	0- 0	AWAY	1- 1	9- 1	8- 0				
3- 2	0- 0	0- 0	NEUTRAL	0- 2	3- 0	2- 0				
11- 1	0- 0	0- 0	NON-CONFERENCE	1- 1	10- 0	9- 0				
5- 0	0- 0	0- 0	HOME	0- 0	5- 0	4- 0				
4- 0	0- 0	0- 0	AWAY	1- 0	3- 0	3- 0				
2- 1	0- 0	0- 0	NEUTRAL	0- 1	2- 0	2- 0				
13- 5	0- 0	0- 1	CONFERENCE	2- 2	11- 2	9- 1				
6- 2	0- 0	0- 1	HOME	2- 0	4- 1	4- 1				
6- 2	0- 0	0- 0	AWAY	0- 1	6- 1	5- 0				
1- 1	0- 0	0- 0	NEUTRAL	0- 1	1- 0	0- 0				

RPI S	Opponent	Score	RPI S	Opponent	Score	RPI S	Opponent	Score	RPI S	Opponent	Score
			31	H Rice	43 55	60	N Tennessee	69 73	105	A Charlotte	56 60
						63	A FGCU	62 60	105	N Charlotte	70 55
						66	A Middle Tenn.	44 60	110	A Old Dominion	69 61
						66	H Middle Tenn.	77 72	130	H Appalachian St.	80 61
						66	N Middle Tenn.	65 75	153	N Oklahoma	89 84
						95	H Western Ky.	70 63	172	A Louisiana Tech	95 69
									172	H Louisiana Tech	68 73
									176	H North Texas	70 60
									196	H Southern Miss.	71 60
									222	H Marshall	77 59
									232	H Memphis	85 54
									258	A UTEP	74 48
									258	H UTEP	68 45
									268	A Alabama St.	62 47
									290	A Samford	66 41
									301	H Alabama A&M	82 47
									302	A UTSA	59 42
									307	A Fla. Atlantic	89 64
									312	H McNeese	91 48
									314	N Coppin St.	86 61
									322	A FIU	83 59
									348	A Chicago St.	90 45
									350	H Alcorn	80 53
LAST 12 Division I GAMES:											
			66	N Middle Tenn.	65 75	95	H Western Ky.	70 63			
			105	N Charlotte	70 55	222	H Marshall	77 59			
			60	N Tennessee	69 73	105	A Charlotte	56 60			
			172	A Louisiana Tech	95 69	110	A Old Dominion	69 61			
			258	H UTEP	68 45	66	A Middle Tenn.	44 60			
			66	H Middle Tenn.	77 72	31	H Rice	43 55			

Non-Div I Games: Ala.-Huntsville 83 58

UAB

■ Loss,
 ■ Non-Conf,
 ■ S Site,
 ■ Home
 ■ A Away
 N Neutral

U
C
D
a
v
i
s

U
C
D
a
v
i
s

UC Davis

Page 332

RPI S Opponent Score

RPI	S	Opponent	Score	
316	H	Cal Poly	87	54
337	H	Seattle U	76	59

UC Davis

U
C
D
a
v
i
s

U
C
D
a
v
i
s

Average RPI Win:	252	WON-LOST	WINNING	LAST 10	STRENGTH OF	OPP. STRENGTH	TEAM	ADJ.	CONF.	ADJ CONF.
Average RPI Loss:	149	RECORD	PCT. RANK	GAMES	SCHEDULE	OF SCHEDULE	RPI	RPI	RPI	RPI
DIV. I ONLY	19- 11	100	1- 0	301	234	171	171	20	20	
DIV. I NON-CONF.	9- 2	43	0- 0	311	258	130	130	20	20	
TOTALS	RPI 1-25	RPI 26-50	W-L RECORDS	RPI 51-100	RPI 101-999	RPI 150+				
19- 11	0- 1	0- 0	OVERALL	0- 3	19- 7	16- 6				
9- 4	0- 0	0- 0	HOME	0- 1	9- 3	8- 3				
6- 6	0- 1	0- 0	AWAY	0- 1	6- 4	5- 3				
4- 1	0- 0	0- 0	NEUTRAL	0- 1	4- 0	3- 0				
9- 2	0- 1	0- 0	NON-CONFERENCE	0- 0	9- 1	8- 1				
4- 1	0- 0	0- 0	HOME	0- 0	4- 1	4- 1				
3- 1	0- 1	0- 0	AWAY	0- 0	3- 0	2- 0				
2- 0	0- 0	0- 0	NEUTRAL	0- 0	2- 0	2- 0				
10- 9	0- 0	0- 0	CONFERENCE	0- 3	10- 6	8- 5				
5- 3	0- 0	0- 0	HOME	0- 1	5- 2	4- 2				
3- 5	0- 0	0- 0	AWAY	0- 1	3- 4	3- 3				
2- 1	0- 0	0- 0	NEUTRAL	0- 1	2- 0	1- 0				

RPI 1-25				RPI 26-50				RPI 51-100				RPI 101+ Team's RPI: 171			
RPI	S	Opponent	Score	RPI	S	Opponent	Score	RPI	S	Opponent	Score	RPI	S	Opponent	Score
5	A	Oregon	69 115					72	A	UC Davis	57 80	106	A	Portland St.	73 68
								72	H	UC Davis	44 63	149	A	CSUN	58 68
								72	N	UC Davis	50 82	149	H	CSUN	65 61
												149	N	CSUN	59 57
												159	A	UC Riverside	72 88
												159	H	UC Riverside	65 66
												185	A	Hawaii	53 48
												185	H	Hawaii	68 70
												189	A	Portland	84 69
												204	H	UNLV	57 55
												208	H	San Diego St.	70 78
												249	N	Indiana St.	77 61
												264	A	Cal St. Fullerton	58 67
												264	H	Cal St. Fullerton	65 61
												272	H	Southern Utah	75 58
												274	A	Long Beach St.	48 46
												274	H	Long Beach St.	65 60
												276	H	CSU Bakersfield	85 78
												289	A	UC Santa Barbara	52 71
												289	H	UC Santa Barbara	74 68
												289	N	UC Santa Barbara	53 46
												298	A	San Jose St.	74 66
												316	A	Cal Poly	75 59
												316	H	Cal Poly	73 57
												337	H	Seattle U	65 60
												351	N	LIU Brooklyn	84 71
LAST 12 Division I GAMES:															
				289	N	UC Santa Barbara	53 46					264	A	Cal St. Fullerton	58 67
				149	N	CSUN	59 57					159	H	UC Riverside	65 66
												185	A	Hawaii	53 48
												289	A	UC Santa Barbara	52 71
												274	A	Long Beach St.	48 46
												264	H	Cal St. Fullerton	65 61

Non-Div I Games: LIFE Pacific 105 31

UC Irvine

■ Loss,
■ Non-Conf,
■ S Site,
■ Home
■ A Away
N Neutral

Through Games Of March 17, 2019

RPI 1-25			
RPI	S	Opponent	Score
5	N	Oregon	44 94
16	N	Texas A&M	63 70
RPI 26-50			
RPI	S	Opponent	Score
26	A	BYU	70 72
RPI 51-100			
RPI	S	Opponent	Score
53	A	Southern California	55 73
72	A	UC Davis	59 72
72	H	UC Davis	59 67
Team's RPI: 159			
RPI	S	Opponent	Score
125	H	New Mexico St.	65 64
143	A	Oklahoma St.	51 76
149	A	CSUN	56 69
149	H	CSUN	63 51
171	A	UC Irvine	66 65
171	H	UC Irvine	88 72
179	H	Coastal Caro.	62 43
182	N	Eastern Wash.	57 45
185	A	Hawaii	60 55
185	H	Hawaii	44 51
185	N	Hawaii	58 66
198	N	Milwaukee	54 56
214	A	California Baptist	57 65
264	A	Cal St. Fullerton	75 67
264	H	Cal St. Fullerton	62 59
272	H	Southern Utah	56 50
274	A	Long Beach St.	73 59
274	H	Long Beach St.	45 63
274	N	Long Beach St.	67 50
276	A	CSU Bakersfield	79 67
289	A	UC Santa Barbara	44 61
289	H	UC Santa Barbara	73 60
293	A	Utah Valley	53 56
313	A	Weber St.	71 39
316	A	Cal Poly	75 68
316	H	Cal Poly	80 66

UC Riverside

Page 335

Average RPI Win:	229	WON-LOST	WINNING	LAST 10	STRENGTH OF	OPP. STRENGTH	TEAM	ADJ.	CONF.	ADJ CONF.
Average RPI Loss:	170	RECORD	PCT. RANK	GAMES	SCHEDULE	OF SCHEDULE	RPI	RPI	RPI	RPI
DIV. I ONLY	8- 22	290	0- 1	180	249	289	289	20	20	
DIV. I NON-CONF.	3- 10	278	0- 0	149	241	272	272	20	20	
TOTALS	RPI 1-25	RPI 26-50	W-L RECORDS	RPI 51-100	RPI 101-999	RPI 150+				
8- 22	0- 0	0- 2	OVERALL	0- 3	8- 17	7- 13				
6- 8	0- 0	0- 1	HOME	0- 1	6- 6	5- 4				
1- 13	0- 0	0- 1	AWAY	0- 2	1- 10	1- 8				
1- 1	0- 0	0- 0	NEUTRAL	0- 0	1- 1	1- 1				
3- 10	0- 0	0- 2	NON-CONFERENCE	0- 1	3- 7	3- 4				
1- 5	0- 0	0- 1	HOME	0- 0	1- 4	1- 2				
1- 5	0- 0	0- 1	AWAY	0- 1	1- 3	1- 2				
1- 0	0- 0	0- 0	NEUTRAL	0- 0	1- 0	1- 0				
5- 12	0- 0	0- 0	CONFERENCE	0- 2	5- 10	4- 9				
5- 3	0- 0	0- 0	HOME	0- 1	5- 2	4- 2				
0- 8	0- 0	0- 0	AWAY	0- 1	0- 7	0- 6				
0- 1	0- 0	0- 0	NEUTRAL	0- 0	0- 1	0- 1				

RPI S	Opponent	Score	RPI S	Opponent	Score	RPI S	Opponent	Score	RPI S	Opponent	Score	Team's RPI: 289
42	A California	45 69	53	A Southern California	39 82	102	A Pacific	53 69				
49	H Saint Mary's (CA)	55 80	72	A UC Davis	44 80	104	H Loyola Marymount	57 70				
			72	H UC Davis	44 70	125	H New Mexico St.	73 81				
						149	A CSUN	65 73				
						149	H CSUN	61 60				
						159	A UC Riverside	60 73				
						159	H UC Riverside	61 44				
						171	A UC Irvine	68 74				
						171	H UC Irvine	71 52				
						171	N UC Irvine	46 53				
						185	A Hawaii	49 72				
						185	H Hawaii	35 47				
						204	A UNLV	51 69				
						208	A San Diego St.	63 58				
						211	N Dartmouth	62 56				
						214	H California Baptist	64 76				
						264	A Cal St. Fullerton	62 74				
						264	H Cal St. Fullerton	52 59				
						274	A Long Beach St.	53 62				
						274	H Long Beach St.	60 54				
						276	H CSU Bakersfield	48 56				
						293	A Utah Valley	54 63				
						316	A Cal Poly	67 75				
						316	H Cal Poly	44 42				
						342	H Grand Canyon	66 55				
LAST 12 Division I GAMES:												
171	N UC Irvine	46 53	264	A Cal St. Fullerton	62 74							
211	N Dartmouth	62 56	171	H UC Irvine	71 52							
72	A UC Davis	44 80	185	A Hawaii	49 72							
159	H UC Riverside	61 44	149	H CSUN	61 60							
316	H Cal Poly	44 42	72	H UC Davis	44 70							
274	A Long Beach St.	53 62	159	A UC Riverside	60 73							

Non-Div I Games:

UC Santa Barbara

■ Loss,
■ Non-Conf,
■ S Site,
■ Home
■ A Away
N Neutral

Average RPI Win:	152	WON-LOST	WINNING	LAST 10	STRENGTH OF	OPP. STRENGTH	TEAM	ADJ.	CONF.	ADJ CONF.
Average RPI Loss:	38	RECORD	PCT. RANK	GAMES	SCHEDULE	OF SCHEDULE	RPI	RPI	RPI	RPI
DIV. I ONLY	26- 6	18	2- 0	43	79	15	15	9	9	
DIV. I NON-CONF.	11- 2	32	0- 0	42	42	14	14	8	8	
TOTALS	RPI 1-25	RPI 26-50	W-L RECORDS	RPI 51-100	RPI 101-999	RPI 150+				
26- 6	0- 4	1- 1	OVERALL	3- 0	22- 1	13- 1				
11- 1	0- 1	0- 0	HOME	2- 0	9- 0	6- 0				
12- 3	0- 1	1- 1	AWAY	0- 0	11- 1	5- 1				
3- 2	0- 2	0- 0	NEUTRAL	1- 0	2- 0	2- 0				
11- 2	0- 1	1- 1	NON-CONFERENCE	1- 0	9- 0	4- 0				
4- 0	0- 0	0- 0	HOME	1- 0	3- 0	2- 0				
6- 1	0- 0	1- 1	AWAY	0- 0	5- 0	1- 0				
1- 1	0- 1	0- 0	NEUTRAL	0- 0	1- 0	1- 0				
15- 4	0- 3	0- 0	CONFERENCE	2- 0	13- 1	9- 1				
7- 1	0- 1	0- 0	HOME	1- 0	6- 0	4- 0				
6- 2	0- 1	0- 0	AWAY	0- 0	6- 1	4- 1				
2- 1	0- 1	0- 0	NEUTRAL	1- 0	1- 0	1- 0				

RPI S	Opponent	Score	RPI S	Opponent	Score	RPI S	Opponent	Score	RPI S	Opponent	Score
6 A	UConn	57 93	32 A	Central Mich.	68 75	56 H	Villanova	71 56	102 H	Pacific	64 57
6 H	UConn	41 78	41 A	Quinnipiac	47 45	77 H	Cincinnati	56 55	111 A	Houston	59 50
6 N	UConn	45 66				77 N	Cincinnati	66 58	111 H	Houston	58 56
10 N	Syracuse	52 57							115 A	South Fla.	62 49
									115 H	South Fla.	66 63
									128 A	Pittsburgh	61 58
									132 A	Mercer	76 42
									137 A	Duquesne	71 63
									138 A	Delaware	71 60
									155 H	Tulsa	60 44
									155 N	Tulsa	66 54
									165 H	Temple	62 54
									169 H	Chattanooga	75 37
									170 A	Tulane	59 61
									170 H	Tulane	52 42
									180 N	Liberty	53 45
									193 A	East Carolina	61 58
									210 A	Stetson	78 55
									231 A	SMU	66 54
									231 H	SMU	55 43
									232 A	Memphis	68 55
									257 A	Wichita St.	57 49
									275 H	Richmond	70 48
LAST 12 Division I GAMES:											
155 N	Tulsa	66 54	257 A	Wichita St.	57 49						
77 N	Cincinnati	66 58	6 H	UConn	41 78						
6 N	UConn	45 66	170 A	Tulane	59 61						
111 A	Houston	59 50	231 A	SMU	66 54						
170 H	Tulane	52 42	115 H	South Fla.	66 63						
165 H	Temple	62 54	111 H	Houston	58 56						

Non-Div I Games:

UCF

■ Loss,
■ Non-Conf,
■ S Site,
■ H Home
■ A Away
N Neutral

Average RPI Win: 115	WON-LOST	WINNING	LAST 10	STRENGTH OF	OPP. STRENGTH	TEAM	ADJ.	CONF.	ADJ CONF.
Average RPI Loss: 37	RECORD	PCT. RANK	GAMES	SCHEDULE	OF SCHEDULE	RPI	RPI	RPI	RPI
DIV. I ONLY	20- 12	103	1- 1	12	18	35	35	2	2
DIV. I NON-CONF.	7- 5	132	0- 0	103	36	125	125	2	2
TOTALS	RPI 1-25	RPI 26-50	W-L RECORDS	RPI 51-100	RPI 101-999	RPI 150+			
20- 12	3- 7	3- 2	OVERALL	4- 1	10- 2	5- 0			
11- 5	0- 3	2- 1	HOME	1- 1	8- 0	3- 0			
8- 3	2- 2	1- 0	AWAY	3- 0	2- 1	2- 0			
1- 4	1- 2	0- 1	NEUTRAL	0- 0	0- 1	0- 0			
7- 5	0- 1	1- 2	NON-CONFERENCE	0- 0	6- 2	2- 0			
6- 1	0- 0	1- 1	HOME	0- 0	5- 0	1- 0			
1- 1	0- 0	0- 0	AWAY	0- 0	1- 1	1- 0			
0- 3	0- 1	0- 1	NEUTRAL	0- 0	0- 1	0- 0			
13- 7	3- 6	2- 0	CONFERENCE	4- 1	4- 0	3- 0			
5- 4	0- 3	1- 0	HOME	1- 1	3- 0	2- 0			
7- 2	2- 2	1- 0	AWAY	3- 0	1- 0	1- 0			
1- 1	1- 1	0- 0	NEUTRAL	0- 0	0- 0	0- 0			

RPI S Opponent	Score	RPI S Opponent	Score	Team's RPI: 35	RPI S Opponent	Score	RPI S Opponent	Score
4 A Stanford	80 86	31 H Rice	59 50		53 A Southern California	72 65	104 A Loyola Marymount	63 69
4 H Stanford	51 65	38 N North Carolina	49 83		53 H Southern California	67 72	112 H Georgia	80 69
5 A Oregon	74 69	42 A California	84 79		81 A Arizona	98 93	115 N South Fla.	56 60
5 H Oregon	52 72	42 H California	80 74		88 A Utah	100 90	120 H Fresno St.	89 80
5 N Oregon	83 88	48 H Indiana	65 67		88 H Utah	76 60	136 H Washington	76 60
22 N Kentucky	74 75						142 H Seton Hall	78 62
23 A Arizona St.	61 59						143 H Oklahoma St.	71 59
23 N Arizona St.	73 69						158 H Washington St.	83 56
24 A Oregon St.	72 75						178 A Colorado	64 60
24 H Oregon St.	73 83						178 H Colorado	84 50
							316 H Cal Poly	81 35
							339 A UIC	78 47
LAST 12 Division I GAMES:								
23 N Arizona St.	73 69	42 H California	80 74					
5 N Oregon	83 88	4 H Stanford	51 65					
178 H Colorado	84 50	88 A Utah	100 90					
88 H Utah	76 60	178 A Colorado	64 60					
24 A Oregon St.	72 75	136 H Washington	76 60					
5 A Oregon	74 69	158 H Washington St.	83 56					

Non-Div I Games:

UCLA

Average RPI Win: 124	WON-LOST	WINNING	LAST 10	STRENGTH OF	OPP. STRENGTH	TEAM	ADJ.	CONF.	ADJ CONF.
Average RPI Loss: 3	RECORD	PCT. RANK	GAMES	SCHEDULE	OF SCHEDULE	RPI	RPI	RPI	RPI
DIV. I ONLY	31- 2	2	1- 0	30	38	6	6	9	9
DIV. I NON-CONF.	12- 2	31	0- 0	31	1	8	8	8	8
TOTALS	RPI 1-25	RPI 26-50	W-L RECORDS	RPI 51-100	RPI 101-999	RPI 150+			
31- 2	6- 2	1- 0	OVERALL	3- 0	21- 0	13- 0			
12- 0	3- 0	0- 0	HOME	1- 0	8- 0	4- 0			
12- 2	2- 2	1- 0	AWAY	1- 0	8- 0	6- 0			
7- 0	1- 0	0- 0	NEUTRAL	1- 0	5- 0	3- 0			
12- 2	3- 2	1- 0	NON-CONFERENCE	1- 0	7- 0	4- 0			
4- 0	2- 0	0- 0	HOME	0- 0	2- 0	0- 0			
4- 2	1- 2	1- 0	AWAY	0- 0	2- 0	2- 0			
4- 0	0- 0	0- 0	NEUTRAL	1- 0	3- 0	2- 0			
19- 0	3- 0	0- 0	CONFERENCE	2- 0	14- 0	9- 0			
8- 0	1- 0	0- 0	HOME	1- 0	6- 0	4- 0			
8- 0	1- 0	0- 0	AWAY	1- 0	6- 0	4- 0			
3- 0	1- 0	0- 0	NEUTRAL	0- 0	2- 0	1- 0			

RPI 1-25				Team's RPI: 6		RPI 26-50				RPI 51-100				RPI 101+								
RPI	S	Opponent	Score		RPI	S	Opponent	Score		RPI	S	Opponent	Score		RPI	S	Opponent	Score				
1	A	Notre Dame	89	71	42	A	California	76	66	77	A	Cincinnati	65	55	101	H	Ohio St.	85	53			
2	A	Baylor	57	68						77	H	Cincinnati	82	38	111	A	Houston	81	61			
3	A	Louisville	69	78						89	N	Purdue	86	40	111	H	Houston	83	61			
15	A	UCF	78	41											115	A	South Fla.	57	47			
15	H	UCF	93	57											115	H	South Fla.	63	46			
15	N	UCF	66	45											115	N	South Fla.	81	45			
17	H	South Carolina	97	79											117	N	St. John's (NY)	65	55			
18	H	DePaul	99	63											142	H	Seton Hall	99	61			
																		153	A	Oklahoma	72	63
																		155	A	Tulsa	68	49
																		165	A	Temple	88	67
																		165	H	Temple	109	74
																		170	A	Tulane	75	33
																		184	A	Saint Louis	98	42
																		193	H	East Carolina	118	55
																		193	N	East Carolina	92	65
																		209	N	Vanderbilt	80	42
																		231	H	SMU	79	39
																		232	H	Memphis	102	45
																		239	N	Ole Miss	90	50
																		257	A	Wichita St.	84	47
LAST 12 Division I GAMES:																						
193 N East Carolina				92 65		155 A Tulsa				68 49												
115 N South Fla.				81 45		232 H Memphis				102 45												
15 N UCF				66 45		15 A UCF				78 41												
115 A South Fla.				57 47		17 H South Carolina				97 79												
111 H Houston				83 61		165 H Temple				109 74												
257 A Wichita St.				84 47		193 H East Carolina				118 55												

Non-Div I Games:

UConn

■ Loss,
 ■ Non-Conf, S Site,
 ■ Home
 ■ Away
 N Neutral

Average RPI Win:	315	WON-LOST	WINNING	LAST 10	STRENGTH OF	OPP. STRENGTH	TEAM	ADJ.	CONF.	ADJ CONF.
Average RPI Loss:	179	RECORD	PCT. RANK	GAMES	SCHEDULE	OF SCHEDULE	RPI	RPI	RPI	RPI
DIV. I ONLY	3- 26	345	0- 1	286	217	339	339	21	21	
DIV. I NON-CONF.	2- 9	297	0- 0	246	202	310	310	19	19	
TOTALS	RPI 1-25	RPI 26-50	W-L RECORDS	RPI 51-100	RPI 101-999	RPI 150+				
3- 26	0- 1	0- 2	OVERALL	0- 4	3- 19	3- 14				
2- 11	0- 0	0- 2	HOME	0- 2	2- 7	2- 5				
1- 13	0- 1	0- 0	AWAY	0- 2	1- 10	1- 7				
0- 2	0- 0	0- 0	NEUTRAL	0- 0	0- 2	0- 2				
2- 9	0- 1	0- 2	NON-CONFERENCE	0- 0	2- 6	2- 5				
1- 3	0- 0	0- 2	HOME	0- 0	1- 1	1- 1				
1- 4	0- 1	0- 0	AWAY	0- 0	1- 3	1- 2				
0- 2	0- 0	0- 0	NEUTRAL	0- 0	0- 2	0- 2				
1- 17	0- 0	0- 0	CONFERENCE	0- 4	1- 13	1- 9				
1- 8	0- 0	0- 0	HOME	0- 2	1- 6	1- 4				
0- 9	0- 0	0- 0	AWAY	0- 2	0- 7	0- 5				
0- 0	0- 0	0- 0	NEUTRAL	0- 0	0- 0	0- 0				

RPI 1-25				RPI 26-50				RPI 51-100				RPI 101+				Team's RPI: 339
RPI	S	Opponent	Score	RPI	S	Opponent	Score	RPI	S	Opponent	Score	RPI	S	Opponent	Score	
12	A	Marquette	32 96	35	H	UCLA	47 78	59	A	Wright St.	47 72	116	A	Northwestern	44 87	
				45	H	Miami (OH)	56 65	59	H	Wright St.	46 79	122	A	Youngstown St.	29 81	
								69	A	Green Bay	32 62	122	H	Youngstown St.	59 83	
								69	H	Green Bay	53 77	135	A	IUPUI	43 71	
												135	H	IUPUI	44 73	
												197	A	Eastern Mich.	38 52	
												198	A	Milwaukee	53 72	
												198	H	Milwaukee	37 48	
												243	A	Northern Ky.	44 78	
												243	H	Northern Ky.	49 67	
												247	N	Jackson St.	57 72	
												249	A	Indiana St.	53 60	
												254	H	Loyola Chicago	60 75	
												282	N	Fairfield	60 68	
												285	A	Cleveland St.	53 71	
												285	H	Cleveland St.	48 74	
												304	H	Valparaiso	75 65	
												310	A	Oakland	57 74	
												310	H	Oakland	69 65	
												331	A	Evansville	62 54	
												336	A	Detroit Mercy	45 62	
												336	H	Detroit Mercy	36 42	
LAST 12 Division I GAMES:																
				69	H	Green Bay	53 77	285	H	Cleveland St.	48 74					
				198	H	Milwaukee	37 48	243	A	Northern Ky.	44 78					
				135	H	IUPUI	44 73	59	A	Wright St.	47 72					
				310	A	Oakland	57 74	198	A	Milwaukee	53 72					
				336	A	Detroit Mercy	45 62	69	A	Green Bay	32 62					
				122	H	Youngstown St.	59 83	135	A	IUPUI	43 71					

Non-Div I Games:

UIC

■ Loss,
■ Non-Conf,
■ S Site,
■ H Home
■ A Away
N Neutral

Average RPI Win:	299	WON-LOST	WINNING	LAST 10	STRENGTH OF	OPP. STRENGTH	TEAM	ADJ.	CONF.	ADJ CONF.
Average RPI Loss:	175	RECORD	PCT. RANK	GAMES	SCHEDULE	OF SCHEDULE	RPI	RPI	RPI	RPI
DIV. I ONLY	7- 20	295	0- 1	278	257	305	305	23	23	
DIV. I NON-CONF.	4- 6	212	0- 0	269	254	258	258	24	24	
TOTALS	RPI 1-25	RPI 26-50	W-L RECORDS	RPI 51-100	RPI 101-999	RPI 150+				
7- 20	0- 1	0- 0	OVERALL	0- 3	7- 16	7- 10				
2- 10	0- 0	0- 0	HOME	0- 1	2- 9	2- 6				
3- 10	0- 1	0- 0	AWAY	0- 2	3- 7	3- 4				
2- 0	0- 0	0- 0	NEUTRAL	0- 0	2- 0	2- 0				
4- 6	0- 1	0- 0	NON-CONFERENCE	0- 1	4- 4	4- 3				
0- 4	0- 0	0- 0	HOME	0- 0	0- 4	0- 3				
2- 2	0- 1	0- 0	AWAY	0- 1	2- 0	2- 0				
2- 0	0- 0	0- 0	NEUTRAL	0- 0	2- 0	2- 0				
3- 14	0- 0	0- 0	CONFERENCE	0- 2	3- 12	3- 7				
2- 6	0- 0	0- 0	HOME	0- 1	2- 5	2- 3				
1- 8	0- 0	0- 0	AWAY	0- 1	1- 7	1- 4				
0- 0	0- 0	0- 0	NEUTRAL	0- 0	0- 0	0- 0				

RPI 1-25				RPI 26-50				RPI 51-100				RPI 101+ Team's RPI: 305			
RPI	S	Opponent	Score	RPI	S	Opponent	Score	RPI	S	Opponent	Score	RPI	S	Opponent	Score
14	A	Maryland	61 92					54	A	Maine	44 84	103	A	Hartford	48 65
								54	H	Maine	45 58	103	A	Hartford	47 92
								71	A	American	42 64	103	H	Hartford	52 66
												107	H	Towson	62 71
												139	A	Stony Brook	44 57
												139	H	Stony Brook	59 70
												205	H	UMES	67 73
												220	H	Mt. St. Mary's	52 65
												229	H	Hofstra	42 45
												237	A	Albany (NY)	44 64
												237	H	Albany (NY)	69 60
												255	A	Binghamton	45 67
												255	H	Binghamton	46 58
												279	A	Vermont	50 58
												279	H	Vermont	44 58
												292	N	Kennesaw St.	57 53
												302	N	UTSA	72 58
												311	A	Morgan St.	73 68
												314	A	Coppin St.	57 52
												317	A	New Hampshire	55 47
												317	H	New Hampshire	64 62
												328	A	UMass Lowell	41 62
												328	H	UMass Lowell	55 67
LAST 12 Division I GAMES:															
103	A	Hartford	48 65	255	H	Binghamton	46 58								
317	A	New Hampshire	55 47	54	H	Maine	45 58								
139	H	Stony Brook	59 70	103	A	Hartford	47 92								
237	H	Albany (NY)	69 60	139	A	Stony Brook	44 57								
279	A	Vermont	50 58	317	H	New Hampshire	64 62								
328	A	UMass Lowell	41 62	279	H	Vermont	44 58								

Non-Div I Games: Notre Dame (MD) 81 43 Eastern 81 42 Gettysburg 65 51

UMBC

Loss, Non-Conf, S Site, H Home A Away N Neutral

UMES				STRENGTH OF SCHEDULE	OPP. STRENGTH OF SCHEDULE	TEAM RPI	ADJ. RPI	CONF. RPI	ADJ CONF. RPI
Average RPI Win:	291	WON-LOST RECORD	WINNING PCT. RANK						
Average RPI Loss:	183		LAST 10 GAMES						
DIV. I ONLY	15- 14	157	1- 1	307	321	205	205	32	32
DIV. I NON-CONF.	2- 9	297	0- 0	229	61	259	259	32	32

TOTALS	RPI 1-25	RPI 26-50	W-L RECORDS	RPI 51-100	RPI 101-999	RPI 150+			
15- 14	0- 3	0- 0	OVERALL	0- 1	15- 10	15- 9			
6- 3	0- 1	0- 0	HOME	0- 0	6- 2	6- 2			
8- 10	0- 2	0- 0	AWAY	0- 1	8- 7	8- 6			
1- 1	0- 0	0- 0	NEUTRAL	0- 0	1- 1	1- 1			
2- 9	0- 3	0- 0	NON-CONFERENCE	0- 1	2- 5	2- 4			
0- 1	0- 1	0- 0	HOME	0- 0	0- 0	0- 0			
2- 8	0- 2	0- 0	AWAY	0- 1	2- 5	2- 4			
0- 0	0- 0	0- 0	NEUTRAL	0- 0	0- 0	0- 0			
13- 5	0- 0	0- 0	CONFERENCE	0- 0	13- 5	13- 5			
6- 2	0- 0	0- 0	HOME	0- 0	6- 2	6- 2			
6- 2	0- 0	0- 0	AWAY	0- 0	6- 2	6- 2			
1- 1	0- 0	0- 0	NEUTRAL	0- 0	1- 1	1- 1			

RPI 1-25				RPI 26-50				RPI 51-100				RPI 101+ Team's RPI: 205			
RPI	S	Opponent	Score	RPI	S	Opponent	Score	RPI	S	Opponent	Score	RPI	S	Opponent	Score
10	A	Syracuse	51 96					70	A	Georgetown	55 74	147	A	Wake Forest	67 78
19	A	Miami (FL)	53 71									193	A	East Carolina	69 84
25	H	Buffalo	63 69									201	A	Bethune-Cookman	64 52
												201	N	Bethune-Cookman	47 58
												202	A	N.C. A&T	58 70
												202	H	N.C. A&T	49 51
												220	A	Mt. St. Mary's	86 73
												227	A	George Mason	49 70
												230	A	Howard	80 73
												230	H	Howard	80 72
												251	A	Norfolk St.	59 43
												275	A	Richmond	55 57
												299	H	South Carolina St.	63 43
												299	N	South Carolina St.	57 34
												305	A	UMBC	73 67
												311	A	Morgan St.	73 68
												311	H	Morgan St.	53 57
												314	H	Coppin St.	74 54
												335	A	N.C. Central	69 61
												335	H	N.C. Central	59 49
												338	A	Longwood	71 83
												340	A	Delaware St.	62 65
												340	H	Delaware St.	69 58
												345	H	Savannah St.	78 46
												346	A	Florida A&M	68 36

LAST 12 Division I GAMES:															
				299	N	South Carolina St.	57 34			202	A	N.C. A&T	58 70		
				201	N	Bethune-Cookman	47 58			335	A	N.C. Central	69 61		
				340	H	Delaware St.	69 58			345	H	Savannah St.	78 46		
				311	H	Morgan St.	53 57			299	H	South Carolina St.	63 43		
				340	A	Delaware St.	62 65			230	A	Howard	80 73		
				314	H	Coppin St.	74 54			251	A	Norfolk St.	59 43		

Non-Div I Games: Regent 72 16 Cheyney 88 39

UMES

Loss, Non-Conf, S Site, H Home A Away N Neutral

Average RPI Win:	295	WON-LOST	WINNING	LAST 10	STRENGTH OF	OPP. STRENGTH	TEAM	ADJ.	CONF.	ADJ CONF.
Average RPI Loss:	164	RECORD	PCT. RANK	GAMES	SCHEDULE	OF SCHEDULE	RPI	RPI	RPI	RPI
DIV. I ONLY	14- 15	185	1- 0	276	320	228	228	30	30	
DIV. I NON-CONF.	4- 7	228	0- 0	166	211	206	206	30	30	
TOTALS	RPI 1-25	RPI 26-50	W-L RECORDS	RPI 51-100	RPI 101-999	RPI 150+				
14- 15	0- 0	0- 2	OVERALL	0- 0	14- 13	14- 9				
6- 6	0- 0	0- 0	HOME	0- 0	6- 6	6- 4				
7- 8	0- 0	0- 2	AWAY	0- 0	7- 6	7- 5				
1- 1	0- 0	0- 0	NEUTRAL	0- 0	1- 1	1- 0				
4- 7	0- 0	0- 2	NON-CONFERENCE	0- 0	4- 5	4- 4				
2- 2	0- 0	0- 0	HOME	0- 0	2- 2	2- 1				
2- 5	0- 0	0- 2	AWAY	0- 0	2- 3	2- 3				
0- 0	0- 0	0- 0	NEUTRAL	0- 0	0- 0	0- 0				
10- 8	0- 0	0- 0	CONFERENCE	0- 0	10- 8	10- 5				
4- 4	0- 0	0- 0	HOME	0- 0	4- 4	4- 3				
5- 3	0- 0	0- 0	AWAY	0- 0	5- 3	5- 2				
1- 1	0- 0	0- 0	NEUTRAL	0- 0	1- 1	1- 0				

RPI 1-25			RPI 26-50			RPI 51-100			RPI 101+			Team's RPI: 228
RPI	S	Opponent	Score	RPI	S	Opponent	Score	RPI	S	Opponent	Score	
				30	A	Missouri	59 66					
				33	A	Kansas St.	50 61					
LAST 12 Division I GAMES:												
				293	N	Utah Valley	78 75					
				125	N	New Mexico St.	80 91					
				348	H	Chicago St.	100 50					
				212	A	UTRGV	64 67					
				125	A	New Mexico St.	61 68					
				293	H	Utah Valley	97 64					
				337	H	Seattle U	83 66					
				276	A	CSU Bakersfield	71 85					
				342	A	Grand Canyon	65 56					
				214	H	California Baptist	92 95					
				212	H	UTRGV	56 75					
				125	H	New Mexico St.	86 90					
				320	A	North Dakota St.	69 59					
				337	A	Seattle U	86 62					
				337	H	Seattle U	83 66					
				342	A	Grand Canyon	65 56					
				342	H	Grand Canyon	73 45					
				348	A	Chicago St.	111 58					

Non-Div I Games: Peru St. 98 62 Mo.-St. Louis 92 63

UMKC

Loss, Non-Conf, S Site, H Home A Away N Neutral










































































RPI	S	Opponent	Score
348	H	Chicago St.	100 50

U
M
K
C

U
M
K
C






UMKC

Average RPI Win:	299	WON-LOST	WINNING	LAST 10	STRENGTH OF	OPP. STRENGTH	TEAM	ADJ.	CONF.	ADJ CONF.
Average RPI Loss:	194	RECORD	PCT. RANK	GAMES	SCHEDULE	OF SCHEDULE	RPI	RPI	RPI	RPI
DIV. I ONLY	6- 22	311	0- 1	299	298	328	328	23	23	
DIV. I NON-CONF.	3- 9	271	0- 0	296	337	307	307	24	24	
TOTALS	RPI 1-25	RPI 26-50	W-L RECORDS	RPI 51-100	RPI 101-999	RPI 150+				
6- 22	0- 0	0- 0	OVERALL	0- 3	6- 19	6- 13				
3- 9	0- 0	0- 0	HOME	0- 1	3- 8	3- 5				
3- 13	0- 0	0- 0	AWAY	0- 2	3- 11	3- 8				
0- 0	0- 0	0- 0	NEUTRAL	0- 0	0- 0	0- 0				
3- 9	0- 0	0- 0	NON-CONFERENCE	0- 1	3- 8	3- 6				
1- 3	0- 0	0- 0	HOME	0- 0	1- 3	1- 2				
2- 6	0- 0	0- 0	AWAY	0- 1	2- 5	2- 4				
0- 0	0- 0	0- 0	NEUTRAL	0- 0	0- 0	0- 0				
3- 13	0- 0	0- 0	CONFERENCE	0- 2	3- 11	3- 7				
2- 6	0- 0	0- 0	HOME	0- 1	2- 5	2- 3				
1- 7	0- 0	0- 0	AWAY	0- 1	1- 6	1- 4				
0- 0	0- 0	0- 0	NEUTRAL	0- 0	0- 0	0- 0				

RPI 1-25			RPI 26-50			RPI 51-100			RPI 101+			Team's RPI: 328
RPI	S	Opponent	Score	RPI	S	Opponent	Score	RPI	S	Opponent	Score	
						54  Maine	45  79	103  Hartford		45  69		
						54  Maine	41  60	103  Hartford		44  66		
						74  Butler	36  89	121  Providence		47  71		
								139  Stony Brook		56  76		
								139  Stony Brook		47  64		
								142  Seton Hall		57  90		
								174  Holy Cross		54  63		
								199  Cornell		54  63		
								206  Massachusetts		62 59		
								211  Dartmouth		54  70		
								237  Albany (NY)		56  63		
								237  Albany (NY)		53  56		
								250  Colgate		52  61		
								255  Binghamton		53  58		
								255  Binghamton		50  70		
								279  Vermont		42  52		
								279  Vermont		54 51		
								294  Bryant		57  58		
								305  UMBC		67 55		
								305  UMBC		62 41		
								311  Morgan St.		49  61		
								317  New Hampshire		46  54		
								317  New Hampshire		53  56		
								347  Saint Peter's		59 57		
								351  LIU Brooklyn		69 64		
LAST 12 Division I GAMES:												
						54  Maine	41  60	317  New Hampshire		46  54		
						103  Hartford	45  69	279  Vermont		42  52		
						255  Binghamton	53  58	54  Maine		45  79		
						305  UMBC	62 41	255  Binghamton		50  70		
						237  Albany (NY)	53  56	103  Hartford		44  66		
						139  Stony Brook	47  64	237  Albany (NY)		56  63		

Non-Div I Games: Fisher 79 45

UMass Lowell

 Loss,
  Non-Conf,
  S Site,
  H Home
  A Away
 N Neutral

UNC Asheville

Through Games Of March 17, 2019

Average RPI Win:	277	WON-LOST	WINNING	LAST 10	STRENGTH OF	OPP. STRENGTH	TEAM	ADJ.	CONF.	ADJ CONF.
Average RPI Loss:	140	RECORD	PCT. RANK	GAMES	SCHEDULE	OF SCHEDULE	RPI	RPI	RPI	RPI
DIV. I ONLY	16- 14	148	1- 1	214	306	175	175	27	27	
DIV. I NON-CONF.	4- 6	212	0- 0	124	266	190	190	29	29	
TOTALS	RPI 1-25	RPI 26-50	W-L RECORDS	RPI 51-100	RPI 101-999	RPI 150+				
16- 14	0- 0	0- 0	OVERALL	0- 5	16- 9	14- 5				
12- 2	0- 0	0- 0	HOME	0- 1	12- 1	10- 1				
4- 12	0- 0	0- 0	AWAY	0- 4	4- 8	4- 4				
0- 0	0- 0	0- 0	NEUTRAL	0- 0	0- 0	0- 0				
4- 6	0- 0	0- 0	NON-CONFERENCE	0- 2	4- 4	3- 1				
4- 0	0- 0	0- 0	HOME	0- 0	4- 0	3- 0				
0- 6	0- 0	0- 0	AWAY	0- 2	0- 4	0- 1				
0- 0	0- 0	0- 0	NEUTRAL	0- 0	0- 0	0- 0				
12- 8	0- 0	0- 0	CONFERENCE	0- 3	12- 5	11- 4				
8- 2	0- 0	0- 0	HOME	0- 1	8- 1	7- 1				
4- 6	0- 0	0- 0	AWAY	0- 2	4- 4	4- 3				
0- 0	0- 0	0- 0	NEUTRAL	0- 0	0- 0	0- 0				

RPI S	Opponent	Score	RPI S	Opponent	Score	RPI S	Opponent	Score	RPI S	Opponent	Score	Team's RPI: 175
						60	A Tennessee	46 73	105	A Charlotte	53 70	
						66	A Middle Tenn.	46 67	114	A High Point	81 82	
						75	A Radford	52 59	114	H High Point	67 56	
						75	A Radford	46 60	132	A Mercer	47 61	
						75	H Radford	44 45	146	A Tennessee Tech	53 60	
									150	H Davidson	69 56	
									191	A Furman	47 58	
									194	A Campbell	48 49	
									194	H Campbell	60 52	
									203	H Hampton	58 61	
									241	H ETSU	56 55	
									246	A Gardner-Webb	59 69	
									246	H Gardner-Webb	72 56	
									256	H Wofford	60 46	
									280	A Charleston So.	59 70	
									280	H Charleston So.	62 45	
									306	A Winthrop	55 43	
									306	H Winthrop	70 36	
									315	A Presbyterian	52 43	
									315	H Presbyterian	51 45	
									338	A Longwood	68 57	
									338	H Longwood	80 55	
									341	H Western Caro.	74 49	
									343	A USC Upstate	93 86	
									343	H USC Upstate	56 53	
LAST 12 Division I GAMES:												
			246	H Gardner-Webb	72 56		338	A Longwood	68 57			
			75	A Radford	52 59		306	A Winthrop	55 43			
			114	A High Point	81 82		315	H Presbyterian	51 45			
			280	H Charleston So.	62 45		194	A Campbell	48 49			
			75	H Radford	44 45		280	A Charleston So.	59 70			
			343	H USC Upstate	56 53		306	H Winthrop	70 36			

Non-Div I Games: Warren Wilson 92 31

UNC Asheville

Loss, Non-Conf, S Site, H Home A Away N Neutral

UNC Greensboro

Through Games Of March 17, 2019

Average RPI Win:	253	WON-LOST	WINNING	LAST 10	STRENGTH OF	OPP. STRENGTH	TEAM	ADJ.	CONF.	ADJ CONF.
Average RPI Loss:	188	RECORD	PCT. RANK	GAMES	SCHEDULE	OF SCHEDULE	RPI	RPI	RPI	RPI
DIV. I ONLY	7- 19	289	0- 1	291	251	309	309	28	28	
DIV. I NON-CONF.	2- 9	297	0- 0	189	221	287	287	25	25	
TOTALS	RPI 1-25	RPI 26-50	W-L RECORDS	RPI 51-100	RPI 101-999	RPI 150+				
7- 19	0- 0	0- 1	OVERALL	0- 0	7- 18	7- 12				
5- 4	0- 0	0- 0	HOME	0- 0	5- 4	5- 3				
1- 13	0- 0	0- 1	AWAY	0- 0	1- 12	1- 8				
1- 2	0- 0	0- 0	NEUTRAL	0- 0	1- 2	1- 1				
2- 9	0- 0	0- 1	NON-CONFERENCE	0- 0	2- 8	2- 4				
1- 1	0- 0	0- 0	HOME	0- 0	1- 1	1- 1				
0- 7	0- 0	0- 1	AWAY	0- 0	0- 6	0- 3				
1- 1	0- 0	0- 0	NEUTRAL	0- 0	1- 1	1- 0				
5- 10	0- 0	0- 0	CONFERENCE	0- 0	5- 10	5- 8				
4- 3	0- 0	0- 0	HOME	0- 0	4- 3	4- 2				
1- 6	0- 0	0- 0	AWAY	0- 0	1- 6	1- 5				
0- 1	0- 0	0- 0	NEUTRAL	0- 0	0- 1	0- 1				

RPI 1-25	RPI 26-50	RPI 51-100	RPI 101+ Team's RPI: 309
RPI S Opponent Score	RPI S Opponent Score	RPI S Opponent Score	RPI S Opponent Score
	38 A North Carolina 62 83		114 A High Point 75 82
			130 A Appalachian St. 65 68
			132 A Mercer 73 85
			132 H Mercer 58 71
			142 N Seton Hall 64 71
			144 A Georgia St. 63 70
			169 A Chattanooga 54 64
			169 H Chattanooga 53 49
			169 N Chattanooga 62 72
			179 H Coastal Caro. 71 78
			180 H Liberty 48 45
			191 A Furman 61 64
			191 H Furman 49 59
			194 A Campbell 49 53
			197 N Eastern Mich. 49 44
			241 A ETSU 76 85
			241 H ETSU 67 72
			256 A Wofford 66 93
			256 H Wofford 77 61
			275 A Richmond 48 59
			290 A Samford 53 57
			290 H Samford 55 54
			335 A N.C. Central 57 66
			341 A Western Caro. 66 42
			341 H Western Caro. 71 59
LAST 12 Division I GAMES:			
169 N Chattanooga 62 72	191 H Furman 49 59		
241 H ETSU 67 72	256 H Wofford 77 61		
169 H Chattanooga 53 49	169 A Chattanooga 54 64		
341 A Western Caro. 66 42	241 A ETSU 76 85		
290 A Samford 53 57	341 H Western Caro. 71 59		
132 A Mercer 73 85	132 H Mercer 58 71		

Non-Div I Games: Pfeiffer 92 23 UNC Pembroke 72 32 Lees-McRae 92 36 Young Harris 62 29
 UNC Greensboro

Average RPI Win: 224	WON-LOST	WINNING	LAST 10	STRENGTH OF	OPP. STRENGTH	TEAM	ADJ.	CONF.	ADJ CONF.
Average RPI Loss: 88	RECORD	PCT. RANK	GAMES	SCHEDULE	OF SCHEDULE	RPI	RPI	RPI	RPI
DIV. I ONLY	16- 12	129	0- 1	157	121	123	123	10	10
DIV. I NON-CONF.	5- 4	139	0- 0	285	229	169	169	10	10
TOTALS	RPI 1-25	RPI 26-50	W-L RECORDS	RPI 51-100	RPI 101-999	RPI 150+			
16- 12	0- 0	1- 3	OVERALL	1- 5	14- 4	12- 1			
11- 1	0- 0	1- 0	HOME	1- 1	9- 0	7- 0			
5- 10	0- 0	0- 3	AWAY	0- 3	5- 4	5- 1			
0- 1	0- 0	0- 0	NEUTRAL	0- 1	0- 0	0- 0			
5- 4	0- 0	0- 2	NON-CONFERENCE	0- 1	5- 1	5- 0			
3- 0	0- 0	0- 0	HOME	0- 0	3- 0	3- 0			
2- 4	0- 0	0- 2	AWAY	0- 1	2- 1	2- 0			
0- 0	0- 0	0- 0	NEUTRAL	0- 0	0- 0	0- 0			
11- 8	0- 0	1- 1	CONFERENCE	1- 4	9- 3	7- 1			
8- 1	0- 0	1- 0	HOME	1- 1	6- 0	4- 0			
3- 6	0- 0	0- 1	AWAY	0- 2	3- 3	3- 1			
0- 1	0- 0	0- 0	NEUTRAL	0- 1	0- 0	0- 0			

RPI S	Opponent	Score	RPI S	Opponent	Score	RPI S	Opponent	Score	RPI S	Opponent	Score	Team's RPI: 123
34	A Ohio	72 95	65	A Drexel	55 67	107	A Towson	61 82				
36	A James Madison	51 58	65	H Drexel	53 65	107	H Towson	77 73				
36	H James Madison	66 63	91	A VCU	47 58	128	A Pittsburgh	56 60				
38	A North Carolina	55 82	96	A Northeastern	54 83	138	A Delaware	53 65				
			96	H Northeastern	83 70	138	H Delaware	72 64				
			96	N Northeastern	64 75	161	A William & Mary	64 70				
						161	H William & Mary	66 58				
						193	A East Carolina	71 68				
						229	A Hofstra	61 51				
						229	H Hofstra	89 54				
						240	A Elon	75 70				
						240	H Elon	76 51				
						296	A Col. of Charleston	66 62				
						296	H Col. of Charleston	71 49				
						315	H Presbyterian	63 48				
						335	A N.C. Central	89 82				
						338	H Longwood	35 33				
						342	H Grand Canyon	77 55				
LAST 12 Division I GAMES:												
96	N Northeastern	64 75	36	A James Madison	51 58							
296	A Col. of Charleston	66 62	107	A Towson	61 82							
229	A Hofstra	61 51	161	H William & Mary	66 58							
96	A Northeastern	54 83	240	H Elon	76 51							
138	H Delaware	72 64	96	H Northeastern	83 70							
65	H Drexel	53 65	229	H Hofstra	89 54							

Non-Div I Games: Fayetteville St. 72 54 Belmont Abbey 74 58

UNCW

Loss, Non-Conf, S Site, H Home A Away N Neutral

UNI				STRENGTH OF SCHEDULE	OPP. STRENGTH OF SCHEDULE	TEAM RPI	ADJ. RPI	CONF. RPI	ADJ CONF. RPI
Average RPI Win:	223	WON-LOST RECORD	WINNING PCT. RANK						
Average RPI Loss:	56		LAST 10 GAMES						
DIV. I ONLY	19- 12	107	0- 1	92	127	87	87	13	13
DIV. I NON-CONF.	6- 5	143	0- 0	61	44	68	68	15	15

TOTALS	RPI 1-25	RPI 26-50	W-L RECORDS	RPI 51-100	RPI 101-999	RPI 150+			
19- 12	0- 4	0- 2	OVERALL	1- 3	18- 3	16- 0			
10- 3	0- 1	0- 0	HOME	1- 1	9- 1	8- 0			
8- 7	0- 3	0- 1	AWAY	0- 1	8- 2	7- 0			
1- 2	0- 0	0- 1	NEUTRAL	0- 1	1- 0	1- 0			
6- 5	0- 2	0- 2	NON-CONFERENCE	1- 0	5- 1	3- 0			
4- 0	0- 0	0- 0	HOME	1- 0	3- 0	2- 0			
2- 4	0- 2	0- 1	AWAY	0- 0	2- 1	1- 0			
0- 1	0- 0	0- 1	NEUTRAL	0- 0	0- 0	0- 0			
13- 7	0- 2	0- 0	CONFERENCE	0- 3	13- 2	13- 0			
6- 3	0- 1	0- 0	HOME	0- 1	6- 1	6- 0			
6- 3	0- 1	0- 0	AWAY	0- 1	6- 1	6- 0			
1- 1	0- 0	0- 0	NEUTRAL	0- 1	1- 0	1- 0			

RPI 1-25				RPI 26-50				RPI 51-100 Team's RPI: 87				RPI 101+			
RPI	S	Opponent	Score	RPI	S	Opponent	Score	RPI	S	Opponent	Score	RPI	S	Opponent	Score
7	A	Iowa	57 83	33	A	Kansas St.	62 72	52	A	Missouri St.	48 58	126	A	Northern Ill.	59 70
12	A	Marquette	61 102	39	N	Boise St.	60 61	52	H	Missouri St.	58 63	132	A	Illinois St.	64 66
20	A	Drake	61 76					52	N	Missouri St.	64 89	132	H	Illinois St.	53 54
20	H	Drake	64 88					93	H	Creighton	65 55	135	A	IUPUI	53 40
												138	H	Delaware	79 67
												154	A	Bradley	81 78
												154	H	Bradley	61 57
												156	A	Southern Ill.	76 67
												156	H	Southern Ill.	65 53
												156	N	Southern Ill.	66 63
												224	H	North Dakota	64 60
												249	A	Indiana St.	71 51
												249	H	Indiana St.	71 63
												254	A	Loyola Chicago	71 65
												254	H	Loyola Chicago	64 52
												274	A	Long Beach St.	71 64
												304	A	Valparaiso	64 56
												304	H	Valparaiso	71 52
												326	H	Omaha	79 50
												331	A	Evansville	74 46
												331	H	Evansville	95 46
LAST 12 Division I GAMES:															
				52	N	Missouri St.	64 89	156	A	Southern Ill.	76 67				
				156	N	Southern Ill.	66 63	52	A	Missouri St.	48 58				
				126	A	Northern Ill.	59 70	331	H	Evansville	95 46				
				12	A	Marquette	61 102	249	H	Indiana St.	71 63				
				132	H	Illinois St.	53 54	20	A	Drake	61 76				
				154	H	Bradley	61 57	304	A	Valparaiso	64 56				

Non-Div I Games: Minnesota St. 73 56

UNI

Loss, Non-Conf, S Site, H Home A Away N Neutral

Average RPI Win:	239	WON-LOST	WINNING	LAST 10	STRENGTH OF	OPP. STRENGTH	TEAM	ADJ.	CONF.	ADJ CONF.
Average RPI Loss:	114	RECORD	PCT. RANK	GAMES	SCHEDULE	OF SCHEDULE	RPI	RPI	RPI	RPI
DIV. I ONLY	12- 18	227	0- 1	117	141	204	204	15	15	
DIV. I NON-CONF.	2- 9	297	0- 0	67	145	267	267	13	13	
TOTALS	RPI 1-25	RPI 26-50	W-L RECORDS	RPI 51-100	RPI 101-999	RPI 150+				
12- 18	0- 1	0- 2	OVERALL	1- 7	11- 8	11- 5				
9- 8	0- 1	0- 1	HOME	1- 4	8- 2	8- 1				
3- 10	0- 0	0- 1	AWAY	0- 3	3- 6	3- 4				
0- 0	0- 0	0- 0	NEUTRAL	0- 0	0- 0	0- 0				
2- 9	0- 1	0- 0	NON-CONFERENCE	0- 4	2- 4	2- 3				
2- 5	0- 1	0- 0	HOME	0- 3	2- 1	2- 1				
0- 4	0- 0	0- 0	AWAY	0- 1	0- 3	0- 2				
0- 0	0- 0	0- 0	NEUTRAL	0- 0	0- 0	0- 0				
10- 9	0- 0	0- 2	CONFERENCE	1- 3	9- 4	9- 2				
7- 3	0- 0	0- 1	HOME	1- 1	6- 1	6- 0				
3- 6	0- 0	0- 1	AWAY	0- 2	3- 3	3- 2				
0- 0	0- 0	0- 0	NEUTRAL	0- 0	0- 0	0- 0				

RPI	S	Opponent	Score	RPI	S	Opponent	Score	RPI	S	Opponent	Score	RPI	S	Opponent	Score	Team's RPI: 204
13	H	Gonzaga	59 70	39	A	Boise St.	38 53	53	H	Southern California	72 86	106	A	Portland St.	49 58	
				39	H	Boise St.	57 64	55	A	New Mexico	77 80	120	A	Fresno St.	55 73	
								55	H	New Mexico	66 57	120	H	Fresno St.	55 66	
								59	H	Wright St.	52 68	171	A	UC Irvine	55 57	
								64	A	Wyoming	62 90	181	H	Utah St.	77 56	
								64	H	Wyoming	49 64	185	H	Hawaii	61 66	
								66	H	Middle Tenn.	62 66	208	A	San Diego St.	62 49	
								79	A	Duke	38 66	208	H	San Diego St.	71 57	
												213	H	Florida	56 53	
												244	A	Nevada	62 70	
												244	H	Nevada	67 58	
												281	A	Colorado St.	49 52	
												281	H	Colorado St.	60 45	
												289	H	UC Santa Barbara	69 51	
												297	A	Air Force	62 47	
												297	H	Air Force	66 56	
												298	A	San Jose St.	53 43	
												298	H	San Jose St.	74 70	
												299	A	South Carolina St.	49 58	
LAST 12 Division I GAMES:																
120	H	Fresno St.	55 66	244	H	Nevada	67 58									
299	A	South Carolina St.	49 58	208	A	San Diego St.	62 49									
213	H	Florida	56 53	64	H	Wyoming	49 64									
66	H	Middle Tenn.	62 66	298	H	San Jose St.	74 70									
281	H	Colorado St.	60 45	297	A	Air Force	62 47									
39	A	Boise St.	38 53	120	A	Fresno St.	55 73									

Non-Div I Games:

UNLV

■ Loss,
■ Non-Conf,
■ S Site,
■ H Home
■ A Away
N Neutral

USC Upstate

Through Games Of March 17, 2019

Average RPI Win:	321	WON-LOST	WINNING	LAST 10	STRENGTH OF	OPP. STRENGTH	TEAM	ADJ.	CONF.	ADJ CONF.
Average RPI Loss:	218	RECORD	PCT. RANK	GAMES	SCHEDULE	OF SCHEDULE	RPI	RPI	RPI	RPI
DIV. I ONLY	4- 23	337	0- 1	332	314	343	343	27	27	
DIV. I NON-CONF.	1- 7	319	0- 0	320	332	335	335	29	29	
TOTALS	RPI 1-25	RPI 26-50	W-L RECORDS	RPI 51-100	RPI 101-999	RPI 150+				
4- 23	0- 0	0- 0	OVERALL	0- 4	4- 19	4- 18				
2- 7	0- 0	0- 0	HOME	0- 1	2- 6	2- 5				
2- 16	0- 0	0- 0	AWAY	0- 3	2- 13	2- 13				
0- 0	0- 0	0- 0	NEUTRAL	0- 0	0- 0	0- 0				
1- 7	0- 0	0- 0	NON-CONFERENCE	0- 2	1- 5	1- 5				
0- 0	0- 0	0- 0	HOME	0- 0	0- 0	0- 0				
1- 7	0- 0	0- 0	AWAY	0- 2	1- 5	1- 5				
0- 0	0- 0	0- 0	NEUTRAL	0- 0	0- 0	0- 0				
3- 16	0- 0	0- 0	CONFERENCE	0- 2	3- 14	3- 13				
2- 7	0- 0	0- 0	HOME	0- 1	2- 6	2- 5				
1- 9	0- 0	0- 0	AWAY	0- 1	1- 8	1- 8				
0- 0	0- 0	0- 0	NEUTRAL	0- 0	0- 0	0- 0				

RPI 1-25				RPI 26-50				RPI 51-100				RPI 101+				Team's RPI: 343	
RPI	S	Opponent	Score	RPI	S	Opponent	Score	RPI	S	Opponent	Score	RPI	S	Opponent	Score		
								73	A	Virginia Tech	45 96	114	H	High Point	61 87		
								75	A	Radford	43 55	175	A	UNC Asheville	53 56		
								75	H	Radford	41 82	175	H	UNC Asheville	86 93		
								94	A	Nebraska	64 87	191	A	Furman	67 78		
												193	A	East Carolina	53 63		
												194	A	Campbell	41 61		
												194	H	Campbell	49 59		
												203	A	Hampton	43 67		
												246	A	Gardner-Webb	72 92		
												246	H	Gardner-Webb	67 75		
												280	A	Charleston So.	62 74		
												280	A	Charleston So.	52 67		
												280	H	Charleston So.	75 78		
												299	A	South Carolina St.	66 71		
												306	A	Winthrop	76 50		
												306	H	Winthrop	58 49		
												315	A	Presbyterian	54 70		
												315	H	Presbyterian	58 66		
												326	A	Omaha	69 96		
												335	A	N.C. Central	82 63		
												338	A	Longwood	58 80		
												338	H	Longwood	72 67		
												341	A	Western Caro.	64 68		
LAST 12 Division I GAMES:																	
				280	A	Charleston So.	52 67		315	H	Presbyterian	58 66					
				246	H	Gardner-Webb	67 75		338	A	Longwood	58 80					
				194	H	Campbell	49 59		280	A	Charleston So.	62 74					
				75	A	Radford	43 55		194	A	Campbell	41 61					
				306	H	Winthrop	58 49		75	H	Radford	41 82					
				175	A	UNC Asheville	53 56		203	A	Hampton	43 67					

Non-Div I Games: Brevard 71 53 Converse 69 51 UNKNOWN 101 53

USC Upstate

Loss, Non-Conf, S Site, H Home A Away N Neutral

Average RPI Win:	201	WON-LOST	WINNING	LAST 10	STRENGTH OF	OPP. STRENGTH	TEAM	ADJ.	CONF.	ADJ CONF.
Average RPI Loss:	86	RECORD	PCT. RANK	GAMES	SCHEDULE	OF SCHEDULE	RPI	RPI	RPI	RPI
DIV. I ONLY	23- 7	43	0- 1	200	124	76	76	12	12	
DIV. I NON-CONF.	8- 3	72	0- 0	265	132	127	127	14	14	
TOTALS	RPI 1-25	RPI 26-50	W-L RECORDS	RPI 51-100	RPI 101-999	RPI 150+				
23- 7	0- 0	0- 0	OVERALL	2- 5	21- 2	17- 0				
11- 3	0- 0	0- 0	HOME	2- 3	9- 0	7- 0				
12- 3	0- 0	0- 0	AWAY	0- 1	12- 2	10- 0				
0- 1	0- 0	0- 0	NEUTRAL	0- 1	0- 0	0- 0				
8- 3	0- 0	0- 0	NON-CONFERENCE	0- 2	8- 1	7- 0				
3- 2	0- 0	0- 0	HOME	0- 2	3- 0	3- 0				
5- 1	0- 0	0- 0	AWAY	0- 0	5- 1	4- 0				
0- 0	0- 0	0- 0	NEUTRAL	0- 0	0- 0	0- 0				
15- 4	0- 0	0- 0	CONFERENCE	2- 3	13- 1	10- 0				
8- 1	0- 0	0- 0	HOME	2- 1	6- 0	4- 0				
7- 2	0- 0	0- 0	AWAY	0- 1	7- 1	6- 0				
0- 1	0- 0	0- 0	NEUTRAL	0- 1	0- 0	0- 0				

RPI 1-25			RPI 26-50			RPI 51-100			Team's RPI: 76	RPI 101+		
RPI	S	Opponent	Score	RPI	S	Opponent	Score	RPI	S	Opponent	Score	
						53	H Southern California	61	73	111	A Houston	65 61
						61	A Little Rock	65	68	120	A Fresno St.	61 70
						61	H Little Rock	61	62	130	A Appalachian St.	72 65
						67	H Arkansas	65	66	130	H Appalachian St.	99 94
						92	H Troy	88	65	144	A Georgia St.	48 50
						98	H South Alabama	72	51	144	H Georgia St.	69 45
						98	N South Alabama	50	57	160	A Oral Roberts	80 62
										162	A Texas St.	44 41
										162	H Texas St.	68 53
										179	A Coastal Caro.	67 64
										179	H Coastal Caro.	79 53
										190	A Arkansas St.	100 73
										190	H Arkansas St.	67 62
										207	H Grambling	78 54
										231	A SMU	66 41
										247	H Jackson St.	99 63
										252	A San Francisco	80 73
										269	A Louisiana	76 61
										287	A Ga. Southern	74 53
										287	H Ga. Southern	81 48
										300	A La.-Monroe	60 56
										302	H UTSA	53 48
										308	A Incarnate Word	97 49
LAST 12 Division I GAMES:												
						98	N South Alabama	50	57	61	H Little Rock	61 62
						162	A Texas St.	44	41	130	A Appalachian St.	72 65
						92	H Troy	88	65	179	A Coastal Caro.	67 64
						98	H South Alabama	72	51	162	H Texas St.	68 53
						300	A La.-Monroe	60	56	269	A Louisiana	76 61
						190	H Arkansas St.	67	62	144	H Georgia St.	69 45

Non-Div I Games:

UT Arlington

■ Loss,
 ■ Non-Conf,
 ■ S Site,
 ■ H Home
 ■ A Away
 N Neutral

Average RPI Win:	243	WON-LOST	WINNING	LAST 10	STRENGTH OF	OPP. STRENGTH	TEAM	ADJ.	CONF.	ADJ CONF.
Average RPI Loss:	131	RECORD	PCT. RANK	GAMES	SCHEDULE	OF SCHEDULE	RPI	RPI	RPI	RPI
DIV. I ONLY	21- 9	61	2- 0	243	241	113	113	22	22	
DIV. I NON-CONF.	6- 3	91	0- 0	255	123	106	106	23	23	
TOTALS	RPI 1-25	RPI 26-50	W-L RECORDS	RPI 51-100	RPI 101-999	RPI 150+				
21- 9	0- 1	1- 2	OVERALL	0- 0	20- 6	19- 2				
12- 1	0- 0	1- 0	HOME	0- 0	11- 1	11- 0				
7- 7	0- 1	0- 1	AWAY	0- 0	7- 5	7- 2				
2- 1	0- 0	0- 1	NEUTRAL	0- 0	2- 0	1- 0				
6- 3	0- 1	0- 0	NON-CONFERENCE	0- 0	6- 2	6- 0				
4- 0	0- 0	0- 0	HOME	0- 0	4- 0	4- 0				
2- 3	0- 1	0- 0	AWAY	0- 0	2- 2	2- 0				
0- 0	0- 0	0- 0	NEUTRAL	0- 0	0- 0	0- 0				
15- 6	0- 0	1- 2	CONFERENCE	0- 0	14- 4	13- 2				
8- 1	0- 0	1- 0	HOME	0- 0	7- 1	7- 0				
5- 4	0- 0	0- 1	AWAY	0- 0	5- 3	5- 2				
2- 1	0- 0	0- 1	NEUTRAL	0- 0	2- 0	1- 0				

RPI 1-25				RPI 26-50				RPI 51-100				RPI 101+ Team's RPI: 113			
RPI	S	Opponent	Score	RPI	S	Opponent	Score	RPI	S	Opponent	Score	RPI	S	Opponent	Score
3	A	Louisville	62 102	47	A	Belmont	86 100					116	A	Northwestern	64 90
				47	H	Belmont	71 68					131	A	Morehead St.	75 85
				47	N	Belmont	53 59					131	N	Morehead St.	68 58
												135	A	IUPUI	72 73
												146	H	Tennessee Tech	76 80
												156	H	Southern Ill.	95 94
												169	A	Chattanooga	81 79
												190	H	Arkansas St.	97 91
												217	H	Jacksonville St.	77 72
												238	A	SIUE	75 48
												238	H	SIUE	68 55
												245	A	Southeast Mo. St.	80 73
												245	H	Southeast Mo. St.	61 50
												261	A	Austin Peay	59 58
												261	H	Austin Peay	74 65
												263	A	Murray St.	73 76
												263	H	Murray St.	75 67
												263	N	Murray St.	77 56
												290	H	Samford	89 68
												295	A	Eastern Ill.	71 77
												295	H	Eastern Ill.	90 66
												303	A	Tennessee St.	73 61
												303	H	Tennessee St.	83 60
												329	H	Mississippi Val.	110 51
												330	A	Lipscomb	62 53
												333	A	Eastern Ky.	87 61
LAST 12 Division I GAMES:															
				263	N	Murray St.	77 56	263	A	Murray St.	73 76				
				131	N	Morehead St.	68 58	238	A	SIUE	75 48				
				47	N	Belmont	53 59	245	H	Southeast Mo. St.	61 50				
				303	H	Tennessee St.	83 60	146	H	Tennessee Tech	76 80				
				47	H	Belmont	71 68	217	H	Jacksonville St.	77 72				
				261	A	Austin Peay	59 58	47	A	Belmont	86 100				

Non-Div I Games: Ala.-Huntsville 100 69 Christian Bros. 108 82

UT Martin

■ Loss,
 ■ Non-Conf, S Site,
 ■ Home
 ■ Away
 N Neutral

Average RPI Win:	278	WON-LOST	WINNING	LAST 10	STRENGTH OF	OPP. STRENGTH	TEAM	ADJ.	CONF.	ADJ CONF.
Average RPI Loss:	133	RECORD	PCT. RANK	GAMES	SCHEDULE	OF SCHEDULE	RPI	RPI	RPI	RPI
DIV. I ONLY	9- 22	279	1- 0	139	208	258	258	14	14	
DIV. I NON-CONF.	3- 10	278	0- 0	159	302	292	292	17	17	
TOTALS	RPI 1-25	RPI 26-50	W-L RECORDS	RPI 51-100	RPI 101-999	RPI 150+				
9- 22	0- 0	0- 1	OVERALL	0- 7	9- 14	9- 9				
4- 11	0- 0	0- 0	HOME	0- 3	4- 8	4- 5				
3- 9	0- 0	0- 1	AWAY	0- 3	3- 5	3- 3				
2- 2	0- 0	0- 0	NEUTRAL	0- 1	2- 1	2- 1				
3- 10	0- 0	0- 0	NON-CONFERENCE	0- 2	3- 8	3- 5				
2- 5	0- 0	0- 0	HOME	0- 0	2- 5	2- 2				
0- 4	0- 0	0- 0	AWAY	0- 2	0- 2	0- 2				
1- 1	0- 0	0- 0	NEUTRAL	0- 0	1- 1	1- 1				
6- 12	0- 0	0- 1	CONFERENCE	0- 5	6- 6	6- 4				
2- 6	0- 0	0- 0	HOME	0- 3	2- 3	2- 3				
3- 5	0- 0	0- 1	AWAY	0- 1	3- 3	3- 1				
1- 1	0- 0	0- 0	NEUTRAL	0- 1	1- 0	1- 0				

RPI 1-25			RPI 26-50			RPI 51-100			RPI 101+			Team's RPI: 258			
RPI	S	Opponent	Score	RPI	S	Opponent	Score	RPI	S	Opponent	Score	RPI	S	Opponent	Score
				31	A	Rice	42 76	55	A	New Mexico	51 69	105	A	Charlotte	39 62
								66	H	Middle Tenn.	49 79	106	H	Portland St.	61 89
								66	N	Middle Tenn.	44 66	110	A	Old Dominion	59 78
								81	A	Arizona	40 62	124	H	Abilene Christian	69 70
								95	H	Western Ky.	61 64	125	H	New Mexico St.	65 69
								100	A	UAB	45 68	155	A	Tulsa	45 66
								100	H	UAB	48 74	164	N	Akron	57 64
												166	H	Nicholls St.	56 58
												172	H	Louisiana Tech	64 74
												176	A	North Texas	51 70
												176	H	North Texas	59 51
												190	H	Arkansas St.	66 67
												196	H	Southern Miss.	63 64
												222	H	Marshall	60 63
												222	N	Marshall	64 56
												242	N	Western Ill.	84 72
												276	H	CSU Bakersfield	53 47
												302	A	UTSA	73 60
												302	H	UTSA	77 73
												307	A	Fla. Atlantic	70 44
												313	A	Weber St.	63 68
												322	A	FIU	60 55
												350	H	Alcorn	77 51
LAST 12 Division I GAMES:															
				222	N	Marshall	64 56	172	H	Louisiana Tech	64 74				
				66	N	Middle Tenn.	44 66	322	A	FIU	60 55				
				176	H	North Texas	59 51	307	A	Fla. Atlantic	70 44				
				100	A	UAB	45 68	95	H	Western Ky.	61 64				
				302	H	UTSA	77 73	222	H	Marshall	60 63				
				196	H	Southern Miss.	63 64	105	A	Charlotte	39 62				

Non-Div I Games:

UTEP

■ Loss,
 ■ Non-Conf,
 ■ S Site,
 ■ Home
 ■ A Away
 N Neutral

U
T
R
G
V

U
T
R
G
V

UTRGV

Page 355

RPI S Opponent Score

RPI	S	Opponent	Score
348	H	Chicago St.	84 38

U
T
R
G
V

U
T
R
G
V

UTRGV

Average RPI Win: 229	WON-LOST	WINNING	LAST 10	STRENGTH OF	OPP. STRENGTH	TEAM	ADJ.	CONF.	ADJ CONF.
Average RPI Loss: 158	RECORD	PCT. RANK	GAMES	SCHEDULE	OF SCHEDULE	RPI	RPI	RPI	RPI
DIV. I ONLY	5- 21	324	0- 1	159	165	302	302	14	14
DIV. I NON-CONF.	3- 7	256	0- 0	222	228	295	295	17	17
TOTALS	RPI 1-25	RPI 26-50	W-L RECORDS	RPI 51-100	RPI 101-999	RPI 150+			
5- 21	0- 0	0- 3	OVERALL	0- 4	5- 14	5- 10			
4- 10	0- 0	0- 1	HOME	0- 3	4- 6	4- 5			
1- 10	0- 0	0- 2	AWAY	0- 1	1- 7	1- 4			
0- 1	0- 0	0- 0	NEUTRAL	0- 0	0- 1	0- 1			
3- 7	0- 0	0- 1	NON-CONFERENCE	0- 1	3- 5	3- 3			
3- 3	0- 0	0- 0	HOME	0- 0	3- 3	3- 2			
0- 3	0- 0	0- 1	AWAY	0- 1	0- 1	0- 0			
0- 1	0- 0	0- 0	NEUTRAL	0- 0	0- 1	0- 1			
2- 14	0- 0	0- 2	CONFERENCE	0- 3	2- 9	2- 7			
1- 7	0- 0	0- 1	HOME	0- 3	1- 3	1- 3			
1- 7	0- 0	0- 1	AWAY	0- 0	1- 6	1- 4			
0- 0	0- 0	0- 0	NEUTRAL	0- 0	0- 0	0- 0			

RPI S	Opponent	Score	RPI S	Opponent	Score	RPI S	Opponent	Score	RPI S	Opponent	Score	Team's RPI: 302
28	A Texas	54 98	66	H Middle Tenn.	52 72	105	A Charlotte	54 66				
31	A Rice	54 85	76	A UT Arlington	48 53	110	A Old Dominion	47 72				
31	H Rice	46 72	95	H Western Ky.	62 81	135	H IUPUI	50 58				
			100	H UAB	42 59	142	A Seton Hall	53 84				
						162	H Texas St.	60 68				
						172	H Louisiana Tech	70 68				
						176	A North Texas	57 54				
						181	H Utah St.	56 62				
						196	A Southern Miss.	39 72				
						196	H Southern Miss.	45 70				
						212	H UTRGV	61 58				
						222	H Marshall	72 79				
						258	A UTEP	73 77				
						258	H UTEP	60 73				
						273	H San Diego	87 77				
						305	N UMBC	58 72				
						307	A Fla. Atlantic	70 86				
						313	H Weber St.	66 59				
						322	A FIU	40 51				
LAST 12 Division I GAMES:												
31	H Rice	46 72	322	A FIU	40 51							
196	A Southern Miss.	39 72	222	H Marshall	72 79							
258	A UTEP	73 77	95	H Western Ky.	62 81							
172	H Louisiana Tech	70 68	110	A Old Dominion	47 72							
196	H Southern Miss.	45 70	105	A Charlotte	54 66							
307	A Fla. Atlantic	70 86	100	H UAB	42 59							

Non-Div I Games: Concordia (TX) 78 51 Tex. A&M-Kingsville 86 55

UTSA

Loss, Non-Conf, S Site, H Home A Away N Neutral

Average RPI Win:	170	WON-LOST	WINNING	LAST 10	STRENGTH OF	OPP. STRENGTH	TEAM	ADJ.	CONF.	ADJ CONF.
Average RPI Loss:	47	RECORD	PCT. RANK	GAMES	SCHEDULE	OF SCHEDULE	RPI	RPI	RPI	RPI
DIV. I ONLY	20- 10	80	0- 1	156	24	88	88	2	2	
DIV. I NON-CONF.	11- 0	1	0- 0	304	192	54	54	2	2	
TOTALS	RPI 1-25	RPI 26-50	W-L RECORDS	RPI 51-100	RPI 101-999	RPI 150+				
20- 10	1- 4	2- 2	OVERALL	1- 3	16- 1	13- 0				
13- 3	1- 1	2- 1	HOME	1- 1	9- 0	7- 0				
5- 6	0- 3	0- 1	AWAY	0- 2	5- 0	4- 0				
2- 1	0- 0	0- 0	NEUTRAL	0- 0	2- 1	2- 0				
11- 0	0- 0	1- 0	NON-CONFERENCE	0- 0	10- 0	9- 0				
7- 0	0- 0	1- 0	HOME	0- 0	6- 0	5- 0				
2- 0	0- 0	0- 0	AWAY	0- 0	2- 0	2- 0				
2- 0	0- 0	0- 0	NEUTRAL	0- 0	2- 0	2- 0				
9- 10	1- 4	1- 2	CONFERENCE	1- 3	6- 1	4- 0				
6- 3	1- 1	1- 1	HOME	1- 1	3- 0	2- 0				
3- 6	0- 3	0- 1	AWAY	0- 2	3- 0	2- 0				
0- 1	0- 0	0- 0	NEUTRAL	0- 0	0- 1	0- 0				

RPI S Opponent	Score	RPI S Opponent	Score	RPI S Opponent	Score	RPI S Opponent	Score
4 H Stanford	75 68	26 H BYU	78 67	53 A Southern California	77 83	109 H Idaho St.	74 60
5 A Oregon	65 87	35 A UCLA	60 76	53 H Southern California	80 84	136 A Washington	58 43
23 A Arizona St.	58 60	35 H UCLA	90 100	81 A Arizona	55 66	136 H Washington	88 56
23 H Arizona St.	63 65	42 H California	87 74	81 H Arizona	80 64	136 N Washington	54 64
24 A Oregon St.	63 71					157 H Alabama	72 62
						158 A Washington St.	72 68
						158 H Washington St.	75 67
						178 A Colorado	76 61
						178 H Colorado	78 59
						182 A Eastern Wash.	95 51
						185 N Hawaii	73 48
						213 N Florida	74 58
						244 A Nevada	74 52
						274 H Long Beach St.	82 59
						293 H Utah Valley	85 47
						313 H Weber St.	77 56
						337 H Seattle U	89 62
LAST 12 Division I GAMES:							
136 N Washington	54 64	23 A Arizona St.	58 60				
185 N Hawaii	73 48	81 A Arizona	55 66				
53 A Southern California	77 83	35 H UCLA	90 100				
35 A UCLA	60 76	53 H Southern California	80 84				
158 H Washington St.	75 67	24 A Oregon St.	63 71				
136 H Washington	88 56	5 A Oregon	65 87				

Non-Div I Games:

Utah

Average RPI Win:	231	WON-LOST	WINNING	LAST 10	STRENGTH OF	OPP. STRENGTH	TEAM	ADJ.	CONF.	ADJ CONF.
Average RPI Loss:	128	RECORD	PCT. RANK	GAMES	SCHEDULE	OF SCHEDULE	RPI	RPI	RPI	RPI
DIV. I ONLY	15- 15	167	1- 0	241	103	181	181	15	15	
DIV. I NON-CONF.	4- 6	212	0- 0	233	32	213	213	13	13	
TOTALS	RPI 1-25	RPI 26-50	W-L RECORDS	RPI 51-100	RPI 101-999	RPI 150+				
15- 15	0- 1	1- 1	OVERALL	1- 5	13- 8	13- 6				
7- 6	0- 1	1- 1	HOME	1- 1	5- 3	5- 2				
7- 6	0- 0	0- 0	AWAY	0- 2	7- 4	7- 3				
1- 3	0- 0	0- 0	NEUTRAL	0- 2	1- 1	1- 1				
4- 6	0- 1	0- 1	NON-CONFERENCE	0- 1	4- 3	4- 3				
1- 3	0- 1	0- 1	HOME	0- 0	1- 1	1- 1				
3- 1	0- 0	0- 0	AWAY	0- 0	3- 1	3- 1				
0- 2	0- 0	0- 0	NEUTRAL	0- 1	0- 1	0- 1				
11- 9	0- 0	1- 0	CONFERENCE	1- 4	9- 5	9- 3				
6- 3	0- 0	1- 0	HOME	1- 1	4- 2	4- 1				
4- 5	0- 0	0- 0	AWAY	0- 2	4- 3	4- 2				
1- 1	0- 0	0- 0	NEUTRAL	0- 1	1- 0	1- 0				

RPI 1-25				RPI 26-50				RPI 51-100				RPI 101+ Team's RPI: 181			
RPI	S	Opponent	Score	RPI	S	Opponent	Score	RPI	S	Opponent	Score	RPI	S	Opponent	Score
5	H	Oregon	58 88	26	H	BYU	57 62	53	N	Southern California	46 55	120	A	Fresno St.	59 70
				39	H	Boise St.	81 68	55	A	New Mexico	56 74	120	H	Fresno St.	53 64
								55	H	New Mexico	64 68	158	A	Washington St.	72 61
								64	A	Wyoming	35 53	176	A	North Texas	57 41
								64	H	Wyoming	50 42	178	N	Colorado	68 78
								64	N	Wyoming	41 64	189	A	Portland	54 61
												204	A	UNLV	56 77
												208	A	San Diego St.	65 52
												208	H	San Diego St.	54 56
												244	A	Nevada	71 59
												244	H	Nevada	79 76
												274	H	Long Beach St.	48 50
												281	A	Colorado St.	72 53
												281	H	Colorado St.	70 59
												281	N	Colorado St.	62 59
												293	H	Utah Valley	67 62
												297	A	Air Force	48 44
												297	H	Air Force	64 55
												298	A	San Jose St.	59 68
												298	H	San Jose St.	82 49
												302	A	UTSA	62 56
LAST 12 Division I GAMES:															
				281	N	Colorado St.	62 59	55	A	New Mexico	56 74				
				64	N	Wyoming	41 64	297	H	Air Force	64 55				
				281	H	Colorado St.	70 59	64	A	Wyoming	35 53				
				244	A	Nevada	71 59	208	H	San Diego St.	54 56				
				208	A	San Diego St.	65 52	120	H	Fresno St.	53 64				
				39	H	Boise St.	81 68	204	A	UNLV	56 77				

Non-Div I Games: Northern N.M. 106 35

Utah St.

■ Loss,
 ■ Non-Conf, S Site,
 ■ Home
 ■ Away
 N Neutral

Average RPI Win:	288	WON-LOST	WINNING	LAST 10	STRENGTH OF	OPP. STRENGTH	TEAM	ADJ.	CONF.	ADJ CONF.
Average RPI Loss:	194	RECORD	PCT. RANK	GAMES	SCHEDULE	OF SCHEDULE	RPI	RPI	RPI	RPI
DIV. I ONLY	11- 16	225	0- 1	323	317	293	293	30	30	
DIV. I NON-CONF.	3- 7	256	0- 0	241	238	293	293	30	30	
TOTALS	RPI 1-25	RPI 26-50	W-L RECORDS	RPI 51-100	RPI 101-999	RPI 150+				
11- 16	0- 0	0- 1	OVERALL	0- 1	11- 14	11- 11				
8- 5	0- 0	0- 1	HOME	0- 0	8- 4	8- 3				
3- 10	0- 0	0- 0	AWAY	0- 1	3- 9	3- 7				
0- 1	0- 0	0- 0	NEUTRAL	0- 0	0- 1	0- 1				
3- 7	0- 0	0- 1	NON-CONFERENCE	0- 1	3- 5	3- 4				
3- 2	0- 0	0- 1	HOME	0- 0	3- 1	3- 1				
0- 5	0- 0	0- 0	AWAY	0- 1	0- 4	0- 3				
0- 0	0- 0	0- 0	NEUTRAL	0- 0	0- 0	0- 0				
8- 9	0- 0	0- 0	CONFERENCE	0- 0	8- 9	8- 7				
5- 3	0- 0	0- 0	HOME	0- 0	5- 3	5- 2				
3- 5	0- 0	0- 0	AWAY	0- 0	3- 5	3- 4				
0- 1	0- 0	0- 0	NEUTRAL	0- 0	0- 1	0- 1				

[illegible]

Non-Div I Games:	Ottawa (AZ)	90	61	La Verne	86	79	Arizona Christian	76	68
------------------	-------------	----	----	----------	----	----	-------------------	----	----

Utah Valley

■ Loss, ■ Non-Conf, S Site, H Home A Away N Neutral

Average RPI Win:	211	WON-LOST	WINNING	LAST 10	STRENGTH OF	OPP. STRENGTH	TEAM	ADJ.	CONF.	ADJ CONF.
Average RPI Loss:	117	RECORD	PCT. RANK	GAMES	SCHEDULE	OF SCHEDULE	RPI	RPI	RPI	RPI
DIV. I ONLY	23- 9	53	1- 0	210	163	91	91	17	17	
DIV. I NON-CONF.	8- 5	119	0- 0	177	158	113	113	16	16	
TOTALS	RPI 1-25	RPI 26-50	W-L RECORDS	RPI 51-100	RPI 101-999	RPI 150+				
23- 9	0- 0	0- 1	OVERALL	2- 3	21- 5	16- 2				
12- 1	0- 0	0- 0	HOME	0- 1	12- 0	8- 0				
8- 6	0- 0	0- 1	AWAY	2- 1	6- 4	6- 2				
3- 2	0- 0	0- 0	NEUTRAL	0- 1	3- 1	2- 0				
8- 5	0- 0	0- 1	NON-CONFERENCE	1- 2	7- 2	5- 0				
4- 1	0- 0	0- 0	HOME	0- 1	4- 0	2- 0				
3- 3	0- 0	0- 1	AWAY	1- 1	2- 1	2- 0				
1- 1	0- 0	0- 0	NEUTRAL	0- 0	1- 1	1- 0				
15- 4	0- 0	0- 0	CONFERENCE	1- 1	14- 3	11- 2				
8- 0	0- 0	0- 0	HOME	0- 0	8- 0	6- 0				
5- 3	0- 0	0- 0	AWAY	1- 0	4- 3	4- 2				
2- 1	0- 0	0- 0	NEUTRAL	0- 1	2- 0	1- 0				

RPI 1-25			RPI 26-50			RPI 51-100			Team's RPI: 91			RPI 101+			
RPI	S	Opponent	Score	RPI	S	Opponent	Score	RPI	S	Opponent	Score	RPI	S	Opponent	Score
38	A	North Carolina	47 59	70	A	Georgetown	47 45	110	A	Old Dominion	57 60				
				75	H	Radford	49 54	119	H	Dayton	64 62				
				77	A	Cincinnati	54 66	119	N	Dayton	61 52				
				82	A	Fordham	47 44	123	H	UNCW	58 47				
				82	N	Fordham	47 62	135	N	IUPUI	61 63				
								137	A	Duquesne	68 71				
								147	H	Wake Forest	53 40				
								150	H	Davidson	61 54				
								161	A	William & Mary	72 55				
								184	A	Saint Louis	60 76				
								184	H	Saint Louis	57 47				
								202	A	N.C. A&T	54 48				
								206	H	Massachusetts	52 48				
								216	A	George Washington	48 57				
								227	A	George Mason	62 38				
								236	A	Saint Joseph's	65 47				
								236	H	Saint Joseph's	59 40				
								236	N	Saint Joseph's	58 47				
								260	H	Rhode Island	74 39				
								262	A	St. Bonaventure	59 50				
LAST 12 Division I GAMES:												275	A	Richmond	68 43
236	N	Saint Joseph's	58 47	227	A	George Mason	62 38	275	H	Richmond	58 37				
119	N	Dayton	61 52	119	H	Dayton	64 62	284	H	La Salle	68 38				
82	N	Fordham	47 62	275	H	Richmond	58 37	313	N	Weber St.	64 36				
150	H	Davidson	61 54	262	A	St. Bonaventure	59 50	338	H	Longwood	84 55				
184	A	Saint Louis	60 76	236	A	Saint Joseph's	65 47	340	H	Delaware St.	97 55				
137	A	Duquesne	68 71	206	H	Massachusetts	52 48								

Non-Div I Games:

VCU

■ Loss,
■ Non-Conf,
■ S Site,
■ H Home
■ A Away
N Neutral

Valparaiso

Through Games Of March 17, 2019

Average RPI Win:	277	WON-LOST	WINNING	LAST 10	STRENGTH OF	OPP. STRENGTH	TEAM	ADJ.	CONF.	ADJ CONF.
Average RPI Loss:	156	RECORD	PCT. RANK	GAMES	SCHEDULE	OF SCHEDULE	RPI	RPI	RPI	RPI
DIV. I ONLY	8- 24	300	0- 1	262	194	304	304	13	13	
DIV. I NON-CONF.	4- 8	241	0- 0	335	294	331	331	15	15	
TOTALS	RPI 1-25	RPI 26-50	W-L RECORDS	RPI 51-100	RPI 101-999	RPI 150+				
8- 24	0- 3	0- 1	OVERALL	0- 5	8- 15	8- 12				
4- 11	0- 1	0- 1	HOME	0- 3	4- 6	4- 5				
2- 12	0- 1	0- 0	AWAY	0- 2	2- 9	2- 7				
2- 1	0- 1	0- 0	NEUTRAL	0- 0	2- 0	2- 0				
4- 8	0- 0	0- 1	NON-CONFERENCE	0- 1	4- 6	4- 5				
1- 5	0- 0	0- 1	HOME	0- 1	1- 3	1- 3				
2- 3	0- 0	0- 0	AWAY	0- 0	2- 3	2- 2				
1- 0	0- 0	0- 0	NEUTRAL	0- 0	1- 0	1- 0				
4- 16	0- 3	0- 0	CONFERENCE	0- 4	4- 9	4- 7				
3- 6	0- 1	0- 0	HOME	0- 2	3- 3	3- 2				
0- 9	0- 1	0- 0	AWAY	0- 2	0- 6	0- 5				
1- 1	0- 1	0- 0	NEUTRAL	0- 0	1- 0	1- 0				

RPI 1-25				RPI 26-50				RPI 51-100				RPI 101+ Team's RPI: 304			
RPI	S	Opponent	Score	RPI	S	Opponent	Score	RPI	S	Opponent	Score	RPI	S	Opponent	Score
20	A	Drake	53 84	45	H	Miami (OH)	47 68	52	A	Missouri St.	63 108	131	A	Morehead St.	62 68
20	H	Drake	62 88					52	H	Missouri St.	58 77	132	A	Illinois St.	53 74
20	N	Drake	58 86					86	H	Toledo	59 65	132	H	Illinois St.	67 70
								87	A	UNI	52 71	154	A	Bradley	76 87
								87	H	UNI	56 64	154	H	Bradley	76 73
												156	A	Southern Ill.	65 87
												156	H	Southern Ill.	47 58
												219	H	Bowling Green	72 79
												224	H	North Dakota	56 62
												225	A	Illinois	54 73
												248	N	St. Francis Brooklyn	78 76
												249	A	Indiana St.	59 67
												249	H	Indiana St.	82 86
												249	N	Indiana St.	79 77
												254	A	Loyola Chicago	54 80
												254	H	Loyola Chicago	81 74
												295	H	Eastern Ill.	62 60
												320	H	North Dakota St.	48 51
												331	A	Evansville	65 77
												331	H	Evansville	93 49
												334	A	Purdue Fort Wayne	68 64
												339	A	UIC	65 75
												348	A	Chicago St.	76 70
LAST 12 Division I GAMES:															
		20 N Drake	58 86			52 H Missouri St.	58 77								
		249 N Indiana St.	79 77			249 A Indiana St.	59 67								
		254 H Loyola Chicago	81 74			331 A Evansville	65 77								
		132 A Illinois St.	53 74			87 H UNI	56 64								
		154 A Bradley	76 87			20 H Drake	62 88								
		156 H Southern Ill.	47 58			132 H Illinois St.	67 70								

Non-Div I Games:

Valparaiso

■ Loss,
■ Non-Conf,
■ S Site,
■ H Home
■ A Away
N Neutral

Vanderbilt

Through Games Of March 17, 2019

Average RPI Win:	241	WON-LOST	WINNING	LAST 10	STRENGTH OF	OPP. STRENGTH	TEAM	ADJ.	CONF.	ADJ CONF.
Average RPI Loss:	74	RECORD	PCT. RANK	GAMES	SCHEDULE	OF SCHEDULE	RPI	RPI	RPI	RPI
DIV. I ONLY	7- 23	305	0- 1	56	48	209	209	5	5	
DIV. I NON-CONF.	5- 8	224	0- 0	86	63	180	180	5	5	
TOTALS	RPI 1-25	RPI 26-50	W-L RECORDS	RPI 51-100	RPI 101-999	RPI 150+				
7- 23	0- 8	0- 4	OVERALL	1- 5	6- 6	6- 5				
5- 9	0- 1	0- 2	HOME	0- 2	5- 4	5- 3				
2- 10	0- 5	0- 2	AWAY	1- 2	1- 1	1- 1				
0- 4	0- 2	0- 0	NEUTRAL	0- 1	0- 1	0- 1				
5- 8	0- 3	0- 2	NON-CONFERENCE	0- 2	5- 1	5- 1				
4- 2	0- 0	0- 1	HOME	0- 0	4- 1	4- 1				
1- 3	0- 1	0- 1	AWAY	0- 1	1- 0	1- 0				
0- 3	0- 2	0- 0	NEUTRAL	0- 1	0- 0	0- 0				
2- 15	0- 5	0- 2	CONFERENCE	1- 3	1- 5	1- 4				
1- 7	0- 1	0- 1	HOME	0- 2	1- 3	1- 2				
1- 7	0- 4	0- 1	AWAY	1- 1	0- 1	0- 1				
0- 1	0- 0	0- 0	NEUTRAL	0- 0	0- 1	0- 1				

RPI S	Opponent	Score	RPI S	Opponent	Score	RPI S	Opponent	Score	RPI S	Opponent	Score	Team's RPI: 209
6 N	UConn	42 80	30 A	Missouri	46 69	60 A	Tennessee	76 69	112 H	Georgia	64 71	
8 A	Mississippi St.	70 86	32 H	Central Mich.	57 66	60 H	Tennessee	65 82	157 H	Alabama	65 84	
9 A	NC State	54 74	33 A	Kansas St.	61 72	66 A	Middle Tenn.	58 65	157 N	Alabama	57 74	
16 A	Texas A&M	53 69	50 H	Auburn	70 72	67 A	Arkansas	62 83	200 H	North Ala.	71 74	
16 H	Texas A&M	43 50				85 H	LSU	68 79	213 H	Florida	66 78	
17 A	South Carolina	69 80				93 N	Creighton	55 75	220 A	Ball St.	60 43	
19 N	Miami (FL)	65 90							239 A	Ole Miss	60 65	
22 A	Kentucky	55 77							239 H	Ole Miss	80 68	
									261 H	Austin Peay	99 70	
									290 H	Samford	77 52	
									303 H	Tennessee St.	89 63	
									315 H	Presbyterian	78 43	
LAST 12 Division I GAMES:												
157 N	Alabama	57 74	239 A	Ole Miss	60 65							
213 H	Florida	66 78	30 A	Missouri	46 69							
60 A	Tennessee	76 69	60 H	Tennessee	65 82							
8 A	Mississippi St.	70 86	16 A	Texas A&M	53 69							
157 H	Alabama	65 84	17 A	South Carolina	69 80							
85 H	LSU	68 79	239 H	Ole Miss	80 68							

Non-Div I Games:

Vanderbilt

Loss, Non-Conf, S Site, H Home A Away N Neutral

Average RPI Win: 288	WON-LOST	WINNING	LAST 10	STRENGTH OF	OPP. STRENGTH	TEAM	ADJ.	CONF.	ADJ CONF.
Average RPI Loss: 164	RECORD	PCT. RANK	GAMES	SCHEDULE	OF SCHEDULE	RPI	RPI	RPI	RPI
DIV. I ONLY	10- 18	250	0- 1	259	282	279	279	23	23
DIV. I NON-CONF.	3- 8	267	0- 0	249	281	298	298	24	24
TOTALS	RPI 1-25	RPI 26-50	W-L RECORDS	RPI 51-100	RPI 101-999	RPI 150+			
10- 18	0- 0	0- 0	OVERALL	0- 3	10- 15	10- 8			
6- 9	0- 0	0- 0	HOME	0- 2	6- 7	6- 4			
4- 9	0- 0	0- 0	AWAY	0- 1	4- 8	4- 4			
0- 0	0- 0	0- 0	NEUTRAL	0- 0	0- 0	0- 0			
3- 8	0- 0	0- 0	NON-CONFERENCE	0- 1	3- 7	3- 5			
2- 5	0- 0	0- 0	HOME	0- 1	2- 4	2- 3			
1- 3	0- 0	0- 0	AWAY	0- 0	1- 3	1- 2			
0- 0	0- 0	0- 0	NEUTRAL	0- 0	0- 0	0- 0			
7- 10	0- 0	0- 0	CONFERENCE	0- 2	7- 8	7- 3			
4- 4	0- 0	0- 0	HOME	0- 1	4- 3	4- 1			
3- 6	0- 0	0- 0	AWAY	0- 1	3- 5	3- 2			
0- 0	0- 0	0- 0	NEUTRAL	0- 0	0- 0	0- 0			

RPI S	Opponent	Score	RPI S	Opponent	Score	RPI S	Opponent	Score	RPI S	Opponent	Score	Team's RPI: 279
						54	A Maine	45 66	103	A Hartford	32 61	
						54	H Maine	51 63	103	H Hartford	48 76	
						65	H Drexel	44 60	115	A South Fla.	55 102	
									139	A Stony Brook	48 58	
									139	A Stony Brook	58 69	
									139	H Stony Brook	61 67	
									141	H Yale	55 58	
									151	A Kansas	36 77	
									168	H Rider	54 49	
									174	H Holy Cross	40 65	
									211	H Dartmouth	42 66	
									237	A Albany (NY)	40 65	
									237	H Albany (NY)	52 39	
									255	A Binghamton	58 57	
									255	H Binghamton	50 59	
									260	H Rhode Island	58 61	
									286	A Canisius	46 67	
									305	A UMBC	58 44	
									305	H UMBC	58 50	
									317	A New Hampshire	51 50	
									317	H New Hampshire	69 60	
									319	H Wagner	56 54	
									325	A NJIT	71 63	
									328	A UMass Lowell	51 54	
									328	H UMass Lowell	52 42	
LAST 12 Division I GAMES:												
139	A Stony Brook	58 69	317	A New Hampshire	51 50							
65	H Drexel	44 60	237	A Albany (NY)	40 65							
139	A Stony Brook	48 58	54	A Maine	45 66							
255	H Binghamton	50 59	328	H UMass Lowell	52 42							
305	H UMBC	58 50	139	H Stony Brook	61 67							
103	H Hartford	48 76	305	A UMBC	58 44							

Non-Div I Games: Norwich 78 28

Vermont

■ Loss,
 ■ Non-Conf, S Site,
 ■ Home
 ■ Away
 N Neutral

Villanova

Through Games Of March 17, 2019

Average RPI Win:	142	WON-LOST	WINNING	LAST 10	STRENGTH OF	OPP. STRENGTH	TEAM	ADJ.	CONF.	ADJ CONF.
Average RPI Loss:	56	RECORD	PCT. RANK	GAMES	SCHEDULE	OF SCHEDULE	RPI	RPI	RPI	RPI
DIV. I ONLY	18- 12	115	0- 1	50	56	56	56	6	6	
DIV. I NON-CONF.	9- 2	43	0- 0	55	70	20	20	4	4	
TOTALS	RPI 1-25	RPI 26-50	W-L RECORDS	RPI 51-100	RPI 101-999	RPI 150+				
18- 12	0- 5	1- 0	OVERALL	4- 5	13- 2	6- 0				
10- 4	0- 2	1- 0	HOME	2- 1	7- 1	3- 0				
8- 6	0- 3	0- 0	AWAY	2- 2	6- 1	3- 0				
0- 2	0- 0	0- 0	NEUTRAL	0- 2	0- 0	0- 0				
9- 2	0- 1	1- 0	NON-CONFERENCE	1- 1	7- 0	4- 0				
5- 0	0- 0	1- 0	HOME	0- 0	4- 0	2- 0				
4- 1	0- 1	0- 0	AWAY	1- 0	3- 0	2- 0				
0- 1	0- 0	0- 0	NEUTRAL	0- 1	0- 0	0- 0				
9- 10	0- 4	0- 0	CONFERENCE	3- 4	6- 2	2- 0				
5- 4	0- 2	0- 0	HOME	2- 1	3- 1	1- 0				
4- 5	0- 2	0- 0	AWAY	1- 2	3- 1	1- 0				
0- 1	0- 0	0- 0	NEUTRAL	0- 1	0- 0	0- 0				

RPI S	Opponent	Score	RPI S	Opponent	Score	RPI S	Opponent	Score	RPI S	Opponent	Score
12	A Marquette	55 93	44	H Princeton	67 46	57	A Penn	58 50	103	H Hartford	59 41
12	H Marquette	55 91				70	A Georgetown	63 68	112	H Georgia	62 56
15	A UCF	56 71				70	H Georgetown	91 43	117	A St. John's (NY)	73 57
18	A DePaul	70 93				70	N Georgetown	67 76	117	H St. John's (NY)	62 66
18	H DePaul	59 66				73	N Virginia Tech	59 61	121	A Providence	61 67
						74	A Butler	60 62	121	H Providence	53 33
						74	H Butler	55 63	127	A Lehigh	70 48
						93	A Creighton	54 52	142	A Seton Hall	70 66
						93	H Creighton	67 62	142	H Seton Hall	73 68
									165	H Temple	76 68
									216	A George Washington	60 45
									218	A Xavier	68 63
									218	H Xavier	75 71
									236	A Saint Joseph's	47 35
									284	H La Salle	81 68
LAST 12 Division I GAMES:											
70	N Georgetown	67 76	12	A Marquette	55 93						
74	A Butler	60 62	18	A DePaul	70 93						
218	A Xavier	68 63	93	H Creighton	67 62						
142	H Seton Hall	73 68	121	H Providence	53 33						
117	H St. John's (NY)	62 66	117	A St. John's (NY)	73 57						
70	H Georgetown	91 43	142	A Seton Hall	70 66						

Non-Div I Games:

Villanova

Loss, Non-Conf, S Site, H Home A Away N Neutral

Average RPI Win:	128	WON-LOST	WINNING	LAST 10	STRENGTH OF	OPP. STRENGTH	TEAM	ADJ.	CONF.	ADJ CONF.
Average RPI Loss:	48	RECORD	PCT. RANK	GAMES	SCHEDULE	OF SCHEDULE	RPI	RPI	RPI	RPI
DIV. I ONLY	12- 19	236	1- 0	3	14	97	97	1	1	
DIV. I NON-CONF.	6- 7	172	0- 0	18	82	102	102	1	1	
TOTALS	RPI 1-25	RPI 26-50	W-L RECORDS	RPI 51-100	RPI 101-999	RPI 150+				
12- 19	0- 10	0- 3	OVERALL	4- 3	8- 3	2- 2				
8- 8	0- 4	0- 1	HOME	4- 1	4- 2	2- 1				
2- 9	0- 5	0- 2	AWAY	0- 2	2- 0	0- 0				
2- 2	0- 1	0- 0	NEUTRAL	0- 0	2- 1	0- 1				
6- 7	0- 2	0- 2	NON-CONFERENCE	1- 1	5- 2	2- 2				
4- 4	0- 1	0- 1	HOME	1- 1	3- 1	2- 1				
1- 2	0- 1	0- 1	AWAY	0- 0	1- 0	0- 0				
1- 1	0- 0	0- 0	NEUTRAL	0- 0	1- 1	0- 1				
6- 12	0- 8	0- 1	CONFERENCE	3- 2	3- 1	0- 0				
4- 4	0- 3	0- 0	HOME	3- 0	1- 1	0- 0				
1- 7	0- 4	0- 1	AWAY	0- 2	1- 0	0- 0				
1- 1	0- 1	0- 0	NEUTRAL	0- 0	1- 0	0- 0				

RPI	S	Opponent	Score	RPI	S	Opponent	Score	RPI	S	Opponent	Score	RPI	S	Opponent	Score
1	A	Notre Dame	66 103	32	H	Central Mich.	61 74	51	A	Clemson	65 71	105	H	Charlotte	65 61
3	A	Louisville	43 91	38	A	North Carolina	53 70	68	H	Georgia Tech	53 45	110	A	Old Dominion	73 67
3	H	Louisville	49 71	43	A	Michigan St.	66 91	71	H	American	57 54	115	N	South Fla.	74 67
8	H	Mississippi St.	44 72					73	A	Virginia Tech	45 63	128	A	Pittsburgh	74 57
9	H	NC State	38 66					73	H	Virginia Tech	62 58	134	H	Boston College	79 77
10	A	Syracuse	68 72					75	H	Radford	44 57	134	N	Boston College	77 61
10	N	Syracuse	57 67					79	H	Duke	53 47	147	H	Wake Forest	42 52
19	A	Miami (FL)	59 72									157	N	Alabama	52 64
21	H	Florida St.	61 63									184	H	Saint Louis	65 67
22	A	Kentucky	51 63									202	H	N.C. A&T	67 57
												314	H	Coppin St.	55 41
LAST 12 Division I GAMES:															
134	N	Boston College	77 61	38	A	North Carolina	53 70								
10	N	Syracuse	57 67	79	H	Duke	53 47								
1	A	Notre Dame	66 103	134	H	Boston College	79 77								
73	A	Virginia Tech	45 63	19	A	Miami (FL)	59 72								
68	H	Georgia Tech	53 45	10	A	Syracuse	68 72								
3	H	Louisville	49 71	147	H	Wake Forest	42 52								

Non-Div I Games:

Virginia

■ Loss,
■ Non-Conf,
■ S Site,
■ H Home
■ A Away
N Neutral

Virginia Tech

Through Games Of March 17, 2019

Average RPI Win:	158	WON-LOST	WINNING	LAST 10	STRENGTH OF	OPP. STRENGTH	TEAM	ADJ.	CONF.	ADJ CONF.
Average RPI Loss:	33	RECORD	PCT. RANK	GAMES	SCHEDULE	OF SCHEDULE	RPI	RPI	RPI	RPI
DIV. I ONLY	20- 11	94	1- 0	84	16	73	73	1	1	
DIV. I NON-CONF.	13- 0	1	0- 0	242	135	29	29	1	1	
TOTALS	RPI 1-25	RPI 26-50	W-L RECORDS	RPI 51-100	RPI 101-999	RPI 150+				
20- 11	1- 6	1- 1	OVERALL	4- 4	14- 0	8- 0				
11- 5	1- 4	1- 1	HOME	2- 0	7- 0	6- 0				
4- 5	0- 2	0- 0	AWAY	1- 3	3- 0	1- 0				
5- 1	0- 0	0- 0	NEUTRAL	1- 1	4- 0	1- 0				
13- 0	0- 0	1- 0	NON-CONFERENCE	2- 0	10- 0	8- 0				
8- 0	0- 0	1- 0	HOME	1- 0	6- 0	6- 0				
1- 0	0- 0	0- 0	AWAY	0- 0	1- 0	1- 0				
4- 0	0- 0	0- 0	NEUTRAL	1- 0	3- 0	1- 0				
7- 11	1- 6	0- 1	CONFERENCE	2- 4	4- 0	0- 0				
3- 5	1- 4	0- 1	HOME	1- 0	1- 0	0- 0				
3- 5	0- 2	0- 0	AWAY	1- 3	2- 0	0- 0				
1- 1	0- 0	0- 0	NEUTRAL	0- 1	1- 0	0- 0				

RPI 1-25				RPI 26-50				RPI 51-100 Team's RPI: 73				RPI 101+			
RPI	S	Opponent	Score	RPI	S	Opponent	Score	RPI	S	Opponent	Score	RPI	S	Opponent	Score
1	H	Notre Dame	51 80	29	H	Rutgers	67 51	51	A	Clemson	66 73	101	N	Ohio St.	81 73
3	H	Louisville	63 72	38	H	North Carolina	69 81	51	N	Clemson	79 80	119	N	Dayton	69 57
9	A	NC State	61 70					56	N	Villanova	61 59	128	A	Pittsburgh	74 58
10	H	Syracuse	73 75					68	A	Georgia Tech	68 76	134	A	Boston College	95 86
19	A	Miami (FL)	61 68					75	H	Radford	55 44	147	H	Wake Forest	69 57
19	H	Miami (FL)	73 65					79	A	Duke	64 57	147	N	Wake Forest	85 63
21	H	Florida St.	54 56					97	A	Virginia	58 62	169	H	Chattanooga	74 59
								97	H	Virginia	63 45	180	A	Liberty	72 61
												215	H	Monmouth	82 49
												220	H	Mt. St. Mary's	83 51
												275	N	Richmond	85 57
												287	H	Ga. Southern	78 49
												338	H	Longwood	93 39
												343	H	USC Upstate	96 45
LAST 12 Division I GAMES:															
147	N	Wake Forest	85 63	68	A	Georgia Tech	68 76								
51	N	Clemson	79 80	79	A	Duke	64 57								
147	H	Wake Forest	69 57	3	H	Louisville	63 72								
97	H	Virginia	63 45	134	A	Boston College	95 86								
51	A	Clemson	66 73	128	A	Pittsburgh	74 58								
19	H	Miami (FL)	73 65	21	H	Florida St.	54 56								

Non-Div I Games:

Virginia Tech

■ Loss,
 ■ Non-Conf,
 ■ S Site,
 ■ H Home
 ■ A Away
 N Neutral

Average RPI Win:	317	WON-LOST	WINNING	LAST 10	STRENGTH OF	OPP. STRENGTH	TEAM	ADJ.	CONF.	ADJ CONF.
Average RPI Loss:	220	RECORD	PCT. RANK	GAMES	SCHEDULE	OF SCHEDULE	RPI	RPI	RPI	RPI
DIV. I ONLY	9- 20	269	0- 1	330	349	319	319	31	31	
DIV. I NON-CONF.	1- 9	326	0- 0	309	339	343	343	31	31	
TOTALS	RPI 1-25	RPI 26-50	W-L RECORDS	RPI 51-100	RPI 101-999	RPI 150+				
9- 20	0- 0	0- 0	OVERALL	0- 1	9- 19	9- 16				
5- 7	0- 0	0- 0	HOME	0- 0	5- 7	5- 6				
4- 12	0- 0	0- 0	AWAY	0- 1	4- 11	4- 9				
0- 1	0- 0	0- 0	NEUTRAL	0- 0	0- 1	0- 1				
1- 9	0- 0	0- 0	NON-CONFERENCE	0- 1	1- 8	1- 5				
0- 3	0- 0	0- 0	HOME	0- 0	0- 3	0- 2				
1- 5	0- 0	0- 0	AWAY	0- 1	1- 4	1- 2				
0- 1	0- 0	0- 0	NEUTRAL	0- 0	0- 1	0- 1				
8- 11	0- 0	0- 0	CONFERENCE	0- 0	8- 11	8- 11				
5- 4	0- 0	0- 0	HOME	0- 0	5- 4	5- 4				
3- 7	0- 0	0- 0	AWAY	0- 0	3- 7	3- 7				
0- 0	0- 0	0- 0	NEUTRAL	0- 0	0- 0	0- 0				

RPI S	Opponent	Score	RPI S	Opponent	Score	RPI S	Opponent	Score	RPI S	Opponent	Score	Team's RPI: 319
						82 A	Fordham	59 80	139 A	Stony Brook	45 70	
									141 H	Yale	41 74	
									142 A	Seton Hall	40 95	
									173 A	Robert Morris	46 69	
									173 H	Robert Morris	57 77	
									192 A	Sacred Heart	51 68	
									192 A	Sacred Heart	64 72	
									192 H	Sacred Heart	68 80	
									195 A	Saint Francis (PA)	70 107	
									195 H	Saint Francis (PA)	58 67	
									220 A	Mt. St. Mary's	66 81	
									220 H	Mt. St. Mary's	92 76	
									248 A	St. Francis Brooklyn	61 76	
									248 H	St. Francis Brooklyn	87 85	
									278 N	Siena	71 74	
									279 A	Vermont	54 56	
									291 H	Army West Point	46 61	
									294 A	Bryant	73 76	
									294 H	Bryant	69 84	
									323 H	Lafayette	43 66	
									327 A	Central Conn. St.	75 63	
									327 H	Central Conn. St.	70 62	
									338 A	Longwood	86 60	
									344 A	Fairleigh Dickinson	60 44	
									344 H	Fairleigh Dickinson	71 59	
									347 A	Saint Peter's	57 69	
LAST 12 Division I GAMES:												
192 A	Sacred Heart	51 68	344 A	Fairleigh Dickinson	60 44							
278 N	Siena	71 74	220 A	Mt. St. Mary's	66 81							
294 A	Bryant	73 76	327 H	Central Conn. St.	70 62							
195 H	Saint Francis (PA)	58 67	248 H	St. Francis Brooklyn	87 85							
173 H	Robert Morris	57 77	351 A	LIU Brooklyn	66 62							
294 H	Bryant	69 84	351 H	LIU Brooklyn	72 62							

Non-Div I Games: Staten Island 86 59

Wagner

Loss, Non-Conf, S Site, H Home A Away N Neutral

W
a
g
n
e
r

Wagner
RPI S Opponent Score

Through Games Of March 17, 2019

RPI	S	Opponent	Score	
351	A	LIU Brooklyn	66	62
351	H	LIU Brooklyn	72	62

W
a
g
n
e
r

Wagner

Wake Forest

Through Games Of March 17, 2019

Average RPI Win:	162	WON-LOST	WINNING	LAST 10	STRENGTH OF	OPP. STRENGTH	TEAM	ADJ.	CONF.	ADJ CONF.
Average RPI Loss:	67	RECORD	PCT. RANK	GAMES	SCHEDULE	OF SCHEDULE	RPI	RPI	RPI	RPI
DIV. I ONLY	10- 20	262	0- 1	20	50	147	147	1	1	
DIV. I NON-CONF.	9- 4	85	0- 0	58	268	76	76	1	1	
TOTALS	RPI 1-25	RPI 26-50	W-L RECORDS	RPI 51-100	RPI 101-999	RPI 150+				
10- 20	0- 7	1- 2	OVERALL	1- 7	8- 4	4- 2				
7- 10	0- 3	1- 1	HOME	0- 3	6- 3	3- 1				
2- 9	0- 4	0- 1	AWAY	1- 3	1- 1	0- 1				
1- 1	0- 0	0- 0	NEUTRAL	0- 1	1- 0	1- 0				
9- 4	0- 0	1- 1	NON-CONFERENCE	0- 1	8- 2	4- 2				
7- 2	0- 0	1- 1	HOME	0- 0	6- 1	3- 1				
1- 2	0- 0	0- 0	AWAY	0- 1	1- 1	0- 1				
1- 0	0- 0	0- 0	NEUTRAL	0- 0	1- 0	1- 0				
1- 16	0- 7	0- 1	CONFERENCE	1- 6	0- 2	0- 0				
0- 8	0- 3	0- 0	HOME	0- 3	0- 2	0- 0				
1- 7	0- 4	0- 1	AWAY	1- 2	0- 0	0- 0				
0- 1	0- 0	0- 0	NEUTRAL	0- 1	0- 0	0- 0				

RPI 1-25				RPI 26-50				RPI 51-100				RPI 101+ Team's RPI: 147			
RPI	S	Opponent	Score	RPI	S	Opponent	Score	RPI	S	Opponent	Score	RPI	S	Opponent	Score
1	A	Notre Dame	48 78	36	H	James Madison	50 49	51	H	Clemson	53 69	105	A	Charlotte	69 43
3	H	Louisville	49 73	38	A	North Carolina	61 84	68	H	Georgia Tech	46 60	107	H	Towson	60 53
9	A	NC State	46 80	48	H	Indiana	73 87	73	A	Virginia Tech	57 69	117	H	St. John's (NY)	64 59
9	H	NC State	50 59					73	N	Virginia Tech	63 85	128	H	Pittsburgh	64 70
10	A	Syracuse	57 77					79	A	Duke	52 66	132	H	Mercer	69 54
19	H	Miami (FL)	57 72					79	H	Duke	44 55	134	H	Boston College	64 65
21	A	Florida St.	61 85					91	A	VCU	40 53	193	A	East Carolina	61 70
								97	A	Virginia	52 42	205	H	UMES	78 67
												218	H	Xavier	50 62
												251	H	Norfolk St.	63 61
												275	H	Richmond	62 48
												299	N	South Carolina St.	58 44
LAST 12 Division I GAMES:															
		73 N Virginia Tech	63 85			68 H Georgia Tech	46 60								
		73 A Virginia Tech	57 69			51 H Clemson	53 69								
		128 H Pittsburgh	64 70			21 A Florida St.	61 85								
		79 H Duke	44 55			9 H NC State	50 59								
		9 A NC State	46 80			97 A Virginia	52 42								
		10 A Syracuse	57 77			79 A Duke	52 66								

Non-Div I Games:

Wake Forest

■ Loss,
 ■ Non-Conf,
 ■ S Site,
 ■ H Home
 ■ A Away
 N Neutral

Washington

Through Games Of March 17, 2019

Average RPI Win:	171	WON-LOST	WINNING	LAST 10	STRENGTH OF	OPP. STRENGTH	TEAM	ADJ.	CONF.	ADJ CONF.
Average RPI Loss:	55	RECORD	PCT. RANK	GAMES	SCHEDULE	OF SCHEDULE	RPI	RPI	RPI	RPI
DIV. I ONLY	11- 21	261	1- 0	16	54	136	136	2	2	
DIV. I NON-CONF.	7- 5	132	0- 0	75	185	120	120	2	2	
TOTALS	RPI 1-25	RPI 26-50	W-L RECORDS	RPI 51-100	RPI 101-999	RPI 150+				
11- 21	1- 8	0- 5	OVERALL	2- 5	8- 3	7- 3				
6- 9	0- 4	0- 2	HOME	0- 2	6- 1	5- 1				
2- 9	0- 3	0- 2	AWAY	0- 2	2- 2	2- 2				
3- 3	1- 1	0- 1	NEUTRAL	2- 1	0- 0	0- 0				
7- 5	0- 1	0- 2	NON-CONFERENCE	1- 1	6- 1	5- 1				
5- 2	0- 1	0- 1	HOME	0- 0	5- 0	4- 0				
1- 1	0- 0	0- 0	AWAY	0- 0	1- 1	1- 1				
1- 2	0- 0	0- 1	NEUTRAL	1- 1	0- 0	0- 0				
4- 16	1- 7	0- 3	CONFERENCE	1- 4	2- 2	2- 2				
1- 7	0- 3	0- 1	HOME	0- 2	1- 1	1- 1				
1- 8	0- 3	0- 2	AWAY	0- 2	1- 1	1- 1				
2- 1	1- 1	0- 0	NEUTRAL	1- 0	0- 0	0- 0				

RPI S	Opponent	Score	RPI S	Opponent	Score	RPI S	Opponent	Score	RPI S	Opponent	Score	Team's RPI: 136
4	A Stanford	54 91	35	A UCLA	60 76	53	A Southern California	57 82	101	H Ohio St.	69 59	
4	H Stanford	53 72	39	H Boise St.	69 73	79	N Duke	71 64	158	A Washington St.	61 94	
4	N Stanford	61 72	42	A California	70 79	81	H Arizona	59 69	158	H Washington St.	76 79	
5	A Oregon	71 84	42	H California	65 71	82	N Fordham	57 65	170	A Tulane	51 63	
5	H Oregon	57 76	46	N Michigan	73 80	88	A Utah	56 88	178	A Colorado	60 46	
8	H Mississippi St.	56 103				88	H Utah	43 58	178	H Colorado	68 58	
24	A Oregon St.	67 78				88	N Utah	64 54	187	H Montana	69 54	
24	H Oregon St.	39 86							222	H Northern Ariz.	81 59	
24	N Oregon St.	68 67							227	H George Mason	81 52	
									264	H Cal St. Fullerton	83 74	
									337	A Seattle U	69 58	
LAST 12 Division I GAMES:												
88	N Utah	64 54	4	H Stanford	53 72							
24	N Oregon St.	68 67	42	H California	65 71							
4	N Stanford	61 72	178	A Colorado	60 46							
39	H Boise St.	69 73	88	A Utah	56 88							
46	N Michigan	73 80	158	A Washington St.	61 94							
82	N Fordham	57 65	81	H Arizona	59 69							

Non-Div I Games:

Washington

■ Loss,
■ Non-Conf,
■ S Site,
■ Home
■ A Away
N Neutral

Average RPI Win:	154	WON-LOST	WINNING	LAST 10	STRENGTH OF	OPP. STRENGTH	TEAM	ADJ.	CONF.	ADJ CONF.
Average RPI Loss:	61	RECORD	PCT. RANK	GAMES	SCHEDULE	OF SCHEDULE	RPI	RPI	RPI	RPI
DIV. I ONLY	9- 21	274	0- 1	21	28	158	158	2	2	
DIV. I NON-CONF.	5- 6	177	0- 0	69	115	164	164	2	2	
TOTALS	RPI 1-25	RPI 26-50	W-L RECORDS	RPI 51-100	RPI 101-999	RPI 150+				
9- 21	0- 8	1- 5	OVERALL	2- 4	6- 4	4- 3				
6- 9	0- 4	1- 2	HOME	2- 2	3- 1	2- 1				
1- 10	0- 4	0- 2	AWAY	0- 2	1- 2	0- 1				
2- 2	0- 0	0- 1	NEUTRAL	0- 0	2- 1	2- 1				
5- 6	0- 1	1- 1	NON-CONFERENCE	1- 1	3- 3	3- 2				
3- 3	0- 0	1- 1	HOME	1- 1	1- 1	1- 1				
0- 2	0- 1	0- 0	AWAY	0- 0	0- 1	0- 0				
2- 1	0- 0	0- 0	NEUTRAL	0- 0	2- 1	2- 1				
4- 15	0- 7	0- 4	CONFERENCE	1- 3	3- 1	1- 1				
3- 6	0- 4	0- 1	HOME	1- 1	2- 0	1- 0				
1- 8	0- 3	0- 2	AWAY	0- 2	1- 1	0- 1				
0- 1	0- 0	0- 1	NEUTRAL	0- 0	0- 0	0- 0				

RPI	S	Opponent	Score	RPI	S	Opponent	Score	RPI	S	Opponent	Score	RPI	S	Opponent	Score	Team's RPI: 158
4	A	Stanford	64 85	35	A	UCLA	56 83	53	A	Southern California	73 81	136	A	Washington	79 76	
4	H	Stanford	42 67	39	H	Boise St.	95 71	72	H	UC Davis	62 75	136	H	Washington	94 61	
5	A	Oregon	58 98	42	A	California	63 77	81	H	Arizona	90 88	149	A	CSUN	52 65	
5	H	Oregon	64 79	42	H	California	58 80	88	A	Utah	67 75	151	N	Kansas	63 71	
13	A	Gonzaga	53 76	42	N	California	58 77	88	H	Utah	68 72	178	A	Colorado	61 72	
23	H	Arizona St.	46 61	49	H	Saint Mary's (CA)	64 70	94	H	Nebraska	87 84	178	H	Colorado	74 48	
24	A	Oregon St.	69 76									181	H	Utah St.	61 72	
24	H	Oregon St.	35 52									217	N	Jacksonville St.	64 51	
												252	H	San Francisco	91 61	
												257	N	Wichita St.	85 59	
LAST 12 Division I GAMES:																
		42 N California	58 77			178 A Colorado	61 72									
		257 N Wichita St.	85 59			136 H Washington	94 61									
		217 N Jacksonville St.	64 51			81 H Arizona	90 88									
		42 H California	58 80			23 H Arizona St.	46 61									
		4 H Stanford	42 67			53 A Southern California	73 81									
		88 A Utah	67 75			35 A UCLA	56 83									

Non-Div I Games:

Washington St.

■ Loss,
 ■ Non-Conf,
 ■ S Site,
 ■ H Home
 ■ A Away
 N Neutral

Average RPI Win: 230	WON-LOST	WINNING	LAST 10	STRENGTH OF	OPP. STRENGTH	TEAM	ADJ.	CONF.	ADJ CONF.
Average RPI Loss: 169	RECORD	PCT. RANK	GAMES	SCHEDULE	OF SCHEDULE	RPI	RPI	RPI	RPI
DIV. I ONLY	5- 25	331	0- 1	252	180	313	313	16	16
DIV. I NON-CONF.	2- 7	288	0- 0	275	247	311	311	12	12
TOTALS	RPI 1-25	RPI 26-50	W-L RECORDS	RPI 51-100	RPI 101-999	RPI 150+			
5- 25	0- 0	0- 0	OVERALL	0- 5	5- 20	4- 13			
2- 11	0- 0	0- 0	HOME	0- 1	2- 10	2- 6			
3- 12	0- 0	0- 0	AWAY	0- 3	3- 9	2- 6			
0- 2	0- 0	0- 0	NEUTRAL	0- 1	0- 1	0- 1			
2- 7	0- 0	0- 0	NON-CONFERENCE	0- 3	2- 4	2- 4			
1- 2	0- 0	0- 0	HOME	0- 0	1- 2	1- 2			
1- 4	0- 0	0- 0	AWAY	0- 2	1- 2	1- 2			
0- 1	0- 0	0- 0	NEUTRAL	0- 1	0- 0	0- 0			
3- 18	0- 0	0- 0	CONFERENCE	0- 2	3- 16	2- 9			
1- 9	0- 0	0- 0	HOME	0- 1	1- 8	1- 4			
2- 8	0- 0	0- 0	AWAY	0- 1	2- 7	1- 4			
0- 1	0- 0	0- 0	NEUTRAL	0- 0	0- 1	0- 1			

RPI S	Opponent	Score	RPI S	Opponent	Score	RPI S	Opponent	Score	RPI S	Opponent	Score	Team's RPI: 313
						84	A Idaho	78 86	106	A Portland St.	38 65	
						84	H Idaho	74 79	106	H Portland St.	59 77	
						88	A Utah	56 77	109	A Idaho St.	57 84	
						91	N VCU	36 64	109	H Idaho St.	57 70	
						99	A Pepperdine	47 68	129	A Northern Colo.	55 54	
									129	H Northern Colo.	61 75	
									148	A Montana St.	59 72	
									148	H Montana St.	59 66	
									159	H UC Riverside	39 71	
									182	A Eastern Wash.	70 66	
									182	H Eastern Wash.	58 64	
									182	N Eastern Wash.	74 81	
									187	A Montana	56 64	
									187	H Montana	60 72	
									189	H Portland	73 89	
									222	A Northern Ariz.	64 74	
									222	H Northern Ariz.	64 75	
									258	H UTEP	68 63	
									265	A Sacramento St.	62 77	
									265	H Sacramento St.	69 78	
									272	A Southern Utah	79 84	
									272	H Southern Utah	67 66	
									293	A Utah Valley	59 65	
									302	A UTSA	59 66	
									308	A Incarnate Word	72 64	
LAST 12 Division I GAMES:												
			182	N Eastern Wash.	74 81		148	A Montana St.	59 72			
			182	A Eastern Wash.	70 66		187	A Montana	56 64			
			84	A Idaho	78 86		222	H Northern Ariz.	64 75			
			129	H Northern Colo.	61 75		272	H Southern Utah	67 66			
			109	A Idaho St.	57 84		265	A Sacramento St.	62 77			
			265	H Sacramento St.	69 78		106	A Portland St.	38 65			

Non-Div I Games: La Verne 105 43

Weber St.

■ Loss,
 ■ Non-Conf,
 ■ S Site,
 ■ Home
 ■ A Away
 N Neutral

West Virginia

Through Games Of March 17, 2019

Average RPI Win:	178	WON-LOST	WINNING	LAST 10	STRENGTH OF	OPP. STRENGTH	TEAM	ADJ.	CONF.	ADJ CONF.
Average RPI Loss:	36	RECORD	PCT. RANK	GAMES	SCHEDULE	OF SCHEDULE	RPI	RPI	RPI	RPI
DIV. I ONLY	20- 10	80	0- 1	115	22	80	80	3	3	
DIV. I NON-CONF.	9- 2	43	0- 0	333	144	179	179	3	3	
TOTALS	RPI 1-25	RPI 26-50	W-L RECORDS	RPI 51-100	RPI 101-999	RPI 150+				
20- 10	1- 4	2- 4	OVERALL	1- 1	16- 1	10- 1				
13- 4	1- 1	1- 2	HOME	1- 0	10- 1	7- 1				
6- 4	0- 2	1- 1	AWAY	0- 1	5- 0	2- 0				
1- 2	0- 1	0- 1	NEUTRAL	0- 0	1- 0	1- 0				
9- 2	0- 1	0- 1	NON-CONFERENCE	0- 0	9- 0	7- 0				
7- 1	0- 0	0- 1	HOME	0- 0	7- 0	6- 0				
1- 0	0- 0	0- 0	AWAY	0- 0	1- 0	0- 0				
1- 1	0- 1	0- 0	NEUTRAL	0- 0	1- 0	1- 0				
11- 8	1- 3	2- 3	CONFERENCE	1- 1	7- 1	3- 1				
6- 3	1- 1	1- 1	HOME	1- 0	3- 1	1- 1				
5- 4	0- 2	1- 1	AWAY	0- 1	4- 0	2- 0				
0- 1	0- 0	0- 1	NEUTRAL	0- 0	0- 0	0- 0				

RPI	S	Opponent	Score	RPI	S	Opponent	Score	RPI	S	Opponent	Score	RPI	S	Opponent	Score
2	A	Baylor	47 79	28	A	Texas	64 58	58	A	TCU	48 62	107	H	Towson	90 43
2	H	Baylor	57 63	28	H	Texas	58 70	58	H	TCU	79 65	128	A	Pittsburgh	77 43
7	N	Iowa	81 84	30	H	Missouri	51 68					140	A	Texas Tech	75 72
11	A	Iowa St.	61 77	33	A	Kansas St.	79 90					140	H	Texas Tech	68 65
11	H	Iowa St.	73 64	33	H	Kansas St.	60 30					143	A	Oklahoma St.	77 54
				33	N	Kansas St.	59 72					143	H	Oklahoma St.	67 58
Team's RPI: 80															
LAST 12 Division I GAMES:															
				33	N	Kansas St.	59 72	143	A	Oklahoma St.	77 54	151	A	Kansas	75 61
				333	N	Eastern Ky.	81 39	58	H	TCU	79 65	151	H	Kansas	71 50
				2	H	Baylor	57 63	140	A	Texas Tech	75 72	153	A	Oklahoma	66 55
				151	A	Kansas	75 61	11	A	Iowa St.	61 77	153	H	Oklahoma	69 80
				33	A	Kansas St.	79 90	151	H	Kansas	71 50	271	H	Niagara	84 32
				153	H	Oklahoma	69 80	28	A	Texas	64 58	294	H	Bryant	94 48
												311	H	Morgan St.	72 37
												314	H	Coppin St.	78 37
												325	H	NJIT	95 50
												333	H	Eastern Ky.	78 29
												333	N	Eastern Ky.	81 39

Non-Div I Games:

West Virginia

■ Loss,
■ Non-Conf,
■ S Site,
■ H Home
■ A Away
N Neutral

Average RPI Win: 325	WON-LOST	WINNING	LAST 10	STRENGTH OF	OPP. STRENGTH	TEAM	ADJ.	CONF.	ADJ CONF.
Average RPI Loss: 206	RECORD	PCT. RANK	GAMES	SCHEDULE	OF SCHEDULE	RPI	RPI	RPI	RPI
DIV. I ONLY	2- 26	349	0- 1	253	322	341	341	28	28
DIV. I NON-CONF.	2- 11	316	0- 0	175	345	305	305	25	25
TOTALS	RPI 1-25	RPI 26-50	W-L RECORDS	RPI 51-100	RPI 101-999	RPI 150+			
2- 26	0- 1	0- 0	OVERALL	0- 1	2- 24	2- 20			
1- 11	0- 0	0- 0	HOME	0- 0	1- 11	1- 10			
1- 13	0- 1	0- 0	AWAY	0- 1	1- 11	1- 9			
0- 2	0- 0	0- 0	NEUTRAL	0- 0	0- 2	0- 1			
2- 11	0- 1	0- 0	NON-CONFERENCE	0- 1	2- 9	2- 8			
1- 4	0- 0	0- 0	HOME	0- 0	1- 4	1- 4			
1- 6	0- 1	0- 0	AWAY	0- 1	1- 4	1- 3			
0- 1	0- 0	0- 0	NEUTRAL	0- 0	0- 1	0- 1			
0- 15	0- 0	0- 0	CONFERENCE	0- 0	0- 15	0- 12			
0- 7	0- 0	0- 0	HOME	0- 0	0- 7	0- 6			
0- 7	0- 0	0- 0	AWAY	0- 0	0- 7	0- 6			
0- 1	0- 0	0- 0	NEUTRAL	0- 0	0- 1	0- 0			

RPI S	Opponent	Score	RPI S	Opponent	Score	RPI S	Opponent	Score	RPI S	Opponent	Score	Team's RPI: 341
22	A Kentucky	39 99				68	A Georgia Tech	49 84	132	A Mercer	55 71	
									132	H Mercer	67 69	
									132	N Mercer	32 55	
									146	A Tennessee Tech	58 77	
									169	A Chattanooga	58 72	
									169	H Chattanooga	50 65	
									175	A UNC Asheville	49 74	
									179	A Coastal Caro.	59 77	
									191	A Furman	55 65	
									191	H Furman	28 53	
									194	H Campbell	37 63	
									200	N North Ala.	66 89	
									202	H N.C. A&T	51 69	
									241	A ETSU	80 88	
									241	H ETSU	41 72	
									246	H Gardner-Webb	52 62	
									256	A Wofford	65 91	
									256	H Wofford	55 63	
									290	A Samford	43 58	
									290	H Samford	42 75	
									299	H South Carolina St.	39 54	
									306	A Winthrop	65 57	
									309	A UNC Greensboro	59 71	
									309	H UNC Greensboro	42 66	
									325	A NJIT	71 79	
									343	H USC Upstate	68 64	
LAST 12 Division I GAMES:												
132	N Mercer	32 55	256	H Wofford	55 63							
169	H Chattanooga	50 65	191	H Furman	28 53							
241	H ETSU	41 72	241	A ETSU	80 88							
309	H UNC Greensboro	42 66	169	A Chattanooga	58 72							
132	A Mercer	55 71	309	A UNC Greensboro	59 71							
290	A Samford	43 58	290	H Samford	42 75							

Non-Div I Games: North Greenville 71 44 Young Harris 63 54

Western Caro.

Loss, Non-Conf, S Site, H Home A Away N Neutral

Average RPI Win:	271	WON-LOST	WINNING	LAST 10	STRENGTH OF	OPP. STRENGTH	TEAM	ADJ.	CONF.	ADJ CONF.
Average RPI Loss:	133	RECORD	PCT. RANK	GAMES	SCHEDULE	OF SCHEDULE	RPI	RPI	RPI	RPI
DIV. I ONLY	10- 18	250	0- 1	169	224	242	242	19	19	
DIV. I NON-CONF.	2- 9	297	0- 0	99	212	269	269	18	18	
TOTALS	RPI 1-25	RPI 26-50	W-L RECORDS	RPI 51-100	RPI 101-999	RPI 150+				
10- 18	0- 1	0- 5	OVERALL	0- 2	10- 10	10- 9				
6- 5	0- 1	0- 3	HOME	0- 0	6- 1	6- 1				
3- 9	0- 0	0- 2	AWAY	0- 2	3- 5	3- 5				
1- 4	0- 0	0- 0	NEUTRAL	0- 0	1- 4	1- 3				
2- 9	0- 1	0- 1	NON-CONFERENCE	0- 2	2- 5	2- 4				
1- 2	0- 1	0- 1	HOME	0- 0	1- 0	1- 0				
0- 4	0- 0	0- 0	AWAY	0- 2	0- 2	0- 2				
1- 3	0- 0	0- 0	NEUTRAL	0- 0	1- 3	1- 2				
8- 9	0- 0	0- 4	CONFERENCE	0- 0	8- 5	8- 5				
5- 3	0- 0	0- 2	HOME	0- 0	5- 1	5- 1				
3- 5	0- 0	0- 2	AWAY	0- 0	3- 3	3- 3				
0- 1	0- 0	0- 0	NEUTRAL	0- 0	0- 1	0- 1				

RPI	S	Opponent	Score	RPI	S	Opponent	Score	RPI	S	Opponent	Score	RPI	S	Opponent	Score	Team's RPI: 242
20	H	Drake	71 98	27	A	South Dakota St.	62 100	74	A	Butler	51 92	126	N	Northern Ill.	61 86	
				27	H	South Dakota St.	84 93	89	A	Purdue	60 81	154	A	Bradley	68 82	
				30	H	Missouri	64 89					160	A	Oral Roberts	64 68	
				40	A	South Dakota	49 92					160	H	Oral Roberts	85 92	
				40	H	South Dakota	61 83					160	N	Oral Roberts	64 68	
												167	A	Denver	85 94	
												167	H	Denver	87 78	
												191	N	Furman	85 78	
												224	A	North Dakota	92 80	
												224	H	North Dakota	111 90	
												245	A	Southeast Mo. St.	71 81	
												258	N	UTEP	72 84	
												261	H	Austin Peay	77 72	
												295	N	Eastern Ill.	62 64	
												320	A	North Dakota St.	60 68	
												320	H	North Dakota St.	82 70	
												326	A	Omaha	79 67	
												326	H	Omaha	78 70	
												334	A	Purdue Fort Wayne	90 61	
												334	H	Purdue Fort Wayne	73 59	
LAST 12 Division I GAMES:																
				160	N	Oral Roberts	64 68					334	A	Purdue Fort Wayne	90 61	
				27	A	South Dakota St.	62 100					320	H	North Dakota St.	82 70	
				167	A	Denver	85 94					224	H	North Dakota	111 90	
				160	H	Oral Roberts	85 92					40	A	South Dakota	49 92	
				40	H	South Dakota	61 83					334	H	Purdue Fort Wayne	73 59	
				326	A	Omaha	79 67					326	H	Omaha	78 70	

Non-Div I Games: MacMurray 136 39 William Woods 81 73

Western Ill.

Loss, Non-Conf, S Site, H Home A Away N Neutral

Average RPI Win:	196	WON-LOST	WINNING	LAST 10	STRENGTH OF	OPP. STRENGTH	TEAM	ADJ.	CONF.	ADJ CONF.
Average RPI Loss:	75	RECORD	PCT. RANK	GAMES	SCHEDULE	OF SCHEDULE	RPI	RPI	RPI	RPI
DIV. I ONLY	16- 14	148	1- 1	48	85	95	95	14	14	
DIV. I NON-CONF.	4- 8	241	0- 0	25	4	129	129	17	17	
TOTALS	RPI 1-25	RPI 26-50	W-L RECORDS	RPI 51-100	RPI 101-999	RPI 150+				
16- 14	0- 5	0- 3	OVERALL	2- 2	14- 4	11- 4				
7- 6	0- 2	0- 1	HOME	1- 0	6- 3	4- 3				
7- 5	0- 1	0- 1	AWAY	1- 2	6- 1	6- 1				
2- 3	0- 2	0- 1	NEUTRAL	0- 0	2- 0	1- 0				
4- 8	0- 5	0- 1	NON-CONFERENCE	1- 0	3- 2	3- 2				
2- 3	0- 2	0- 0	HOME	0- 0	2- 1	2- 1				
1- 3	0- 1	0- 1	AWAY	1- 0	0- 1	0- 1				
1- 2	0- 2	0- 0	NEUTRAL	0- 0	1- 0	1- 0				
12- 6	0- 0	0- 2	CONFERENCE	1- 2	11- 2	8- 2				
5- 3	0- 0	0- 1	HOME	1- 0	4- 2	2- 2				
6- 2	0- 0	0- 0	AWAY	0- 2	6- 0	6- 0				
1- 1	0- 0	0- 1	NEUTRAL	0- 0	1- 0	0- 0				

RPI 1-25				RPI 26-50				RPI 51-100				Team's RPI: 95		RPI 101+			
RPI	S	Opponent	Score	RPI	S	Opponent	Score	RPI	S	Opponent	Score			RPI	S	Opponent	Score
1	A	Notre Dame	53 94	31	H	Rice	46 68	61	A	Little Rock	68 56			105	H	Charlotte	76 58
3	H	Louisville	80 102	31	N	Rice	57 64	66	A	Middle Tenn.	69 81			110	H	Old Dominion	75 60
7	H	Iowa	67 104	32	A	Central Mich.	90 108	66	H	Middle Tenn.	67 56			110	N	Old Dominion	74 60
13	N	Gonzaga	55 76					100	A	UAB	63 70			153	A	Oklahoma	83 90
24	N	Oregon St.	60 74											156	H	Southern Ill.	83 76
														172	H	Louisiana Tech	81 76
														176	A	North Texas	71 66
														176	H	North Texas	67 76
														196	H	Southern Miss.	56 69
														220	H	Ball St.	83 86
														222	A	Marshall	69 66
														222	H	Marshall	85 55
														241	N	ETSU	82 68
														258	A	UTEP	64 61
														302	A	UTSA	81 62
														307	A	Fla. Atlantic	81 50
														311	H	Morgan St.	90 43
														322	A	FIU	94 82
LAST 12 Division I GAMES:																	
				110	N	Old Dominion	74 60	222	A	Marshall	69 66						
				31	N	Rice	57 64	100	A	UAB	63 70						
				13	N	Gonzaga	55 76	66	A	Middle Tenn.	69 81						
				241	N	ETSU	82 68	176	H	North Texas	67 76						
				66	H	Middle Tenn.	67 56	31	H	Rice	46 68						
				176	A	North Texas	71 66	258	A	UTEP	64 61						

Non-Div I Games: Union (TN) 77 65 Bellarmine 95 57

Western Ky.

Loss, Non-Conf, S Site, H Home A Away N Neutral

Average RPI Win:	279	WON-LOST	WINNING	LAST 10	STRENGTH OF	OPP. STRENGTH	TEAM	ADJ.	CONF.	ADJ CONF.
Average RPI Loss:	115	RECORD	PCT. RANK	GAMES	SCHEDULE	OF SCHEDULE	RPI	RPI	RPI	RPI
DIV. I ONLY	9- 20	269	0- 1	245	114	270	270	8	8	
DIV. I NON-CONF.	5- 5	162	0- 0	350	289	330	330	9	9	
TOTALS	RPI 1-25	RPI 26-50	W-L RECORDS	RPI 51-100	RPI 101-999	RPI 150+				
9- 20	0- 1	0- 5	OVERALL	0- 4	9- 10	9- 6				
4- 10	0- 1	0- 3	HOME	0- 2	4- 4	4- 2				
4- 9	0- 0	0- 2	AWAY	0- 2	4- 5	4- 3				
1- 1	0- 0	0- 0	NEUTRAL	0- 0	1- 1	1- 1				
5- 5	0- 0	0- 1	NON-CONFERENCE	0- 0	5- 4	5- 3				
2- 3	0- 0	0- 1	HOME	0- 0	2- 2	2- 1				
2- 1	0- 0	0- 0	AWAY	0- 0	2- 1	2- 1				
1- 1	0- 0	0- 0	NEUTRAL	0- 0	1- 1	1- 1				
4- 15	0- 1	0- 4	CONFERENCE	0- 4	4- 6	4- 3				
2- 7	0- 1	0- 2	HOME	0- 2	2- 2	2- 1				
2- 8	0- 0	0- 2	AWAY	0- 2	2- 4	2- 2				
0- 0	0- 0	0- 0	NEUTRAL	0- 0	0- 0	0- 0				

RPI 1-25				RPI 26-50				RPI 51-100				RPI 101+ Team's RPI: 270			
RPI	S	Opponent	Score	RPI	S	Opponent	Score	RPI	S	Opponent	Score	RPI	S	Opponent	Score
25	H	Buffalo	59 61	32	A	Central Mich.	57 88	83	A	Kent St.	51 55	125	H	New Mexico St.	54 66
				32	H	Central Mich.	53 87	83	H	Kent St.	52 56	126	A	Northern Ill.	69 70
				34	A	Ohio	56 70	86	A	Toledo	63 73	126	A	Northern Ill.	64 77
				45	H	Miami (OH)	62 81	86	H	Toledo	57 80	126	H	Northern Ill.	71 74
				46	H	Michigan	42 79					164	A	Akron	62 69
												164	H	Akron	59 72
												197	A	Eastern Mich.	61 64
												197	H	Eastern Mich.	71 68
												219	A	Bowling Green	84 82
												220	A	Ball St.	65 62
												220	H	Ball St.	72 54
												224	N	North Dakota	50 62
												239	A	Ole Miss	66 69
												254	H	Loyola Chicago	53 64
												307	A	Fla. Atlantic	69 59
												333	H	Eastern Ky.	64 53
												334	H	Purdue Fort Wayne	69 61
												336	A	Detroit Mercy	54 44
												346	N	Florida A&M	69 50
LAST 12 Division I GAMES:															
126	A	Northern Ill.	69 70	83	H	Kent St.	52 56								
126	H	Northern Ill.	71 74	34	A	Ohio	56 70								
32	A	Central Mich.	57 88	32	H	Central Mich.	53 87								
220	H	Ball St.	72 54	164	A	Akron	62 69								
86	A	Toledo	63 73	83	A	Kent St.	51 55								
197	H	Eastern Mich.	71 68	45	H	Miami (OH)	62 81								

Non-Div I Games: Saginaw Valley 75 51

Western Mich.

■ Loss,
 ■ Non-Conf, S Site,
 ■ Home
 ■ Away
 N Neutral

Average RPI Win:	218	WON-LOST	WINNING	LAST 10	STRENGTH OF	OPP. STRENGTH	TEAM	ADJ.	CONF.	ADJ CONF.
Average RPI Loss:	129	RECORD	PCT. RANK	GAMES	SCHEDULE	OF SCHEDULE	RPI	RPI	RPI	RPI
DIV. I ONLY	12- 18	227	0- 1	222	108	257	257	9	9	
DIV. I NON-CONF.	7- 6	153	0- 0	244	223	253	253	8	8	
TOTALS	RPI 1-25	RPI 26-50	W-L RECORDS	RPI 51-100	RPI 101-999	RPI 150+				
12- 18	0- 2	0- 1	OVERALL	1- 2	11- 13	11- 8				
10- 8	0- 2	0- 0	HOME	1- 1	9- 5	9- 2				
2- 6	0- 0	0- 0	AWAY	0- 1	2- 5	2- 4				
0- 4	0- 0	0- 1	NEUTRAL	0- 0	0- 3	0- 2				
7- 6	0- 0	0- 1	NON-CONFERENCE	1- 1	6- 4	6- 1				
7- 3	0- 0	0- 0	HOME	1- 1	6- 2	6- 0				
0- 0	0- 0	0- 0	AWAY	0- 0	0- 0	0- 0				
0- 3	0- 0	0- 1	NEUTRAL	0- 0	0- 2	0- 1				
5- 12	0- 2	0- 0	CONFERENCE	0- 1	5- 9	5- 7				
3- 5	0- 2	0- 0	HOME	0- 0	3- 3	3- 2				
2- 6	0- 0	0- 0	AWAY	0- 1	2- 5	2- 4				
0- 1	0- 0	0- 0	NEUTRAL	0- 0	0- 1	0- 1				

RPI 1-25				RPI 26-50				RPI 51-100				RPI 101+ Team's RPI: 257			
RPI	S	Opponent	Score	RPI	S	Opponent	Score	RPI	S	Opponent	Score	RPI	S	Opponent	Score
6	H	UConn	47 84	40	N	South Dakota	64 73	52	H	Missouri St.	63 60	111	H	Houston	58 66
15	H	UCF	49 57					77	A	Cincinnati	54 82	115	A	South Fla.	46 55
								93	H	Creighton	71 83	116	N	Northwestern	43 65
												143	H	Oklahoma St.	47 60
												146	H	Tennessee Tech	45 55
												155	A	Tulsa	49 63
												155	H	Tulsa	71 49
												155	N	Tulsa	50 61
												158	N	Washington St.	59 85
												165	A	Temple	52 68
												165	H	Temple	40 65
												170	A	Tulane	62 44
												172	H	Louisiana Tech	70 56
												183	H	Sam Houston St.	63 55
												193	A	East Carolina	56 78
												193	H	East Carolina	57 47
												207	H	Grambling	70 61
												231	A	SMU	50 78
												231	H	SMU	53 42
												232	A	Memphis	57 48
												232	H	Memphis	50 71
												332	H	Houston Baptist	68 50
												345	H	Savannah St.	66 50
												349	H	Ark.-Pine Bluff	76 39
LAST 12 Division I GAMES:															
155	N	Tulsa	50 61	15	H	UCF	49 57	231	H	SMU	53 42				
158	N	Washington St.	59 85	77	A	Cincinnati	54 82	232	A	Memphis	57 48				
155	H	Tulsa	71 49	165	H	Temple	40 65	193	H	East Carolina	57 47				
165	A	Temple	52 68												
6	H	UConn	47 84												
115	A	South Fla.	46 55												

Non-Div I Games:

Wichita St.

■ Loss,
■ Non-Conf,
■ S Site,
■ H Home
■ A Away
N Neutral

William & Mary

Through Games Of March 17, 2019

Average RPI Win:	216	WON-LOST	WINNING	LAST 10	STRENGTH OF	OPP. STRENGTH	TEAM	ADJ.	CONF.	ADJ CONF.
Average RPI Loss:	122	RECORD	PCT. RANK	GAMES	SCHEDULE	OF SCHEDULE	RPI	RPI	RPI	RPI
DIV. I ONLY	15- 16	180	1- 0	138	155	161	161	10	10	
DIV. I NON-CONF.	7- 4	108	0- 0	167	301	111	111	10	10	
TOTALS	RPI 1-25	RPI 26-50	W-L RECORDS	RPI 51-100	RPI 101-999	RPI 150+				
15- 16	0- 0	0- 2	OVERALL	1- 5	14- 9	12- 2				
7- 7	0- 0	0- 1	HOME	0- 3	7- 3	6- 1				
7- 8	0- 0	0- 1	AWAY	1- 1	6- 6	5- 1				
1- 1	0- 0	0- 0	NEUTRAL	0- 1	1- 0	1- 0				
7- 4	0- 0	0- 0	NON-CONFERENCE	0- 1	7- 3	7- 0				
4- 1	0- 0	0- 0	HOME	0- 1	4- 0	4- 0				
3- 3	0- 0	0- 0	AWAY	0- 0	3- 3	3- 0				
0- 0	0- 0	0- 0	NEUTRAL	0- 0	0- 0	0- 0				
8- 12	0- 0	0- 2	CONFERENCE	1- 4	7- 6	5- 2				
3- 6	0- 0	0- 1	HOME	0- 2	3- 3	2- 1				
4- 5	0- 0	0- 1	AWAY	1- 1	3- 3	2- 1				
1- 1	0- 0	0- 0	NEUTRAL	0- 1	1- 0	1- 0				

RPI 1-25				RPI 26-50				RPI 51-100				RPI 101+				Team's RPI: 161
RPI	S	Opponent	Score	RPI	S	Opponent	Score	RPI	S	Opponent	Score	RPI	S	Opponent	Score	
				36	A	James Madison	48 65	65	A	Drexel	77 72	103	A	Hartford	45 50	
				36	H	James Madison	65 78	65	H	Drexel	58 62	107	A	Towson	80 69	
								65	N	Drexel	60 71	107	H	Towson	75 82	
								91	H	VCU	55 72	110	A	Old Dominion	69 83	
								96	A	Northeastern	74 88	123	A	UNCW	58 66	
								96	H	Northeastern	71 75	123	H	UNCW	70 64	
												138	A	Delaware	52 68	
												138	H	Delaware	59 70	
												150	A	Davidson	65 76	
												193	H	East Carolina	63 43	
												216	H	George Washington	73 59	
												229	A	Hofstra	60 55	
												229	H	Hofstra	83 72	
												230	H	Howard	88 75	
												240	A	Elon	64 59	
												240	H	Elon	65 60	
												251	A	Norfolk St.	55 44	
												267	A	Loyola Maryland	65 49	
												275	H	Richmond	65 55	
												282	A	Fairfield	60 54	
LAST 12 Division I GAMES:																
				296	N	Col. of Charleston	61 41	36	H	James Madison	65 78	296	A	Col. of Charleston	77 79	
				65	N	Drexel	60 71	107	H	Towson	75 82	296	H	Col. of Charleston	54 66	
				229	H	Hofstra	83 72	240	A	Elon	64 59	296	N	Col. of Charleston	61 41	
				96	H	Northeastern	71 75	123	A	UNCW	58 66					
				138	A	Delaware	52 68	296	A	Col. of Charleston	77 79					
				65	A	Drexel	77 72	65	H	Drexel	58 62					

Non-Div I Games:

William & Mary

■ Loss,
 ■ Non-Conf,
 ■ S Site,
 ■ H Home
 ■ A Away
 N Neutral

Winthrop

Average RPI Win: 286

Average RPI Loss: 208

WON-LOST

WINNING

LAST 10

Through Games Of March 17, 2019

STRENGTH OF

OPP. STRENGTH

TEAM

ADJ.

CONF.

ADJ CONF.

RECORD

PCT. RANK

GAMES

SCHEDULE

OF SCHEDULE

RPI

RPI

RPI

RPI

DIV. I ONLY

10- 19

257

0- 1

334

311

306

306

27

27

DIV. I NON-CONF.

4- 6

212

0- 0

326

323

282

282

29

29

TOTALS

RPI 1-25

RPI 26-50

W-L RECORDS

RPI 51-100

RPI 101-999

RPI 150+

10- 19

0- 0

0- 1

OVERALL

0- 2

10- 16

10- 14

5- 8

0- 0

0- 0

HOME

0- 1

5- 7

5- 7

5- 11

0- 0

0- 1

AWAY

0- 1

5- 9

5- 7

0- 0

0- 0

0- 0

NEUTRAL

0- 0

0- 0

0- 0

4- 6

0- 0

0- 1

NON-CONFERENCE

0- 0

4- 5

4- 4

2- 1

0- 0

0- 0

HOME

0- 0

2- 1

2- 1

2- 5

0- 0

0- 1

AWAY

0- 0

2- 4

2- 3

0- 0

0- 0

0- 0

NEUTRAL

0- 0

0- 0

0- 0

6- 13

0- 0

0- 0

CONFERENCE

0- 2

6- 11

6- 10

3- 7

0- 0

0- 0

HOME

0- 1

3- 6

3- 6

3- 6

0- 0

0- 0

AWAY

0- 1

3- 5

3- 4

0- 0

0- 0

0- 0

NEUTRAL

0- 0

0- 0

0- 0

RPI 1-25

RPI 26-50

RPI 51-100

RPI 101+

Team's RPI: 306

RPI S Opponent Score

RPI S Opponent Score

RPI S Opponent Score

RPI S Opponent Score

36 A James Madison 39 56

75 A Radford 49 70

112 A Georgia 39 85

75 H Radford 57 79

114 A High Point 54 56

175 A UNC Asheville 36 70

175 H UNC Asheville 43 55

186 A Wisconsin 41 76

194 A Campbell 59 46

194 H Campbell 67 76

203 A Hampton 63 88

203 H Hampton 63 84

240 H Elon 58 57

246 A Gardner-Webb 64 62

246 H Gardner-Webb 52 65

256 A Wofford 53 70

280 A Charleston So. 57 67

280 H Charleston So. 57 52

287 A Ga. Southern 55 64

296 A Col. of Charleston 71 64

299 A South Carolina St. 58 50

315 A Presbyterian 62 54

315 H Presbyterian 52 64

315 H Presbyterian 55 52

335 H N.C. Central 66 41

338 H Longwood 77 69

341 H Western Caro. 57 65

343 A USC Upstate 49 58

343 H USC Upstate 50 76

LAST 12 Division I GAMES:

315 H Presbyterian 52 64

175 H UNC Asheville 43 55

203 A Hampton 63 88

246 H Gardner-Webb 52 65

280 A Charleston So. 57 67

315 A Presbyterian 62 54

194 H Campbell 67 76

175 A UNC Asheville 36 70

343 A USC Upstate 49 58

114 A High Point 54 56

75 H Radford 57 79

315 H Presbyterian 55 52

Winthrop

Winthrop

Non-Div I Games: Newberry

63 67

Winthrop

Loss, Non-Conf, S Site, H Home A Away N Neutral

Page 381

Average RPI Win:	199	WON-LOST	WINNING	LAST 10	STRENGTH OF	OPP. STRENGTH	TEAM	ADJ.	CONF.	ADJ CONF.
Average RPI Loss:	83	RECORD	PCT. RANK	GAMES	SCHEDULE	OF SCHEDULE	RPI	RPI	RPI	RPI
DIV. I ONLY	15- 18	202	1- 0	166	72	186	186	4	4	
DIV. I NON-CONF.	9- 3	62	0- 0	313	225	173	173	6	6	
TOTALS	RPI 1-25	RPI 26-50	W-L RECORDS	RPI 51-100	RPI 101-999	RPI 150+				
15- 18	0- 2	1- 5	OVERALL	2- 3	12- 8	8- 1				
10- 6	0- 0	1- 2	HOME	2- 1	7- 3	6- 0				
1- 10	0- 2	0- 2	AWAY	0- 1	1- 5	1- 1				
4- 2	0- 0	0- 1	NEUTRAL	0- 1	4- 0	1- 0				
9- 3	0- 0	0- 0	NON-CONFERENCE	0- 3	9- 0	7- 0				
6- 1	0- 0	0- 0	HOME	0- 1	6- 0	5- 0				
1- 1	0- 0	0- 0	AWAY	0- 1	1- 0	1- 0				
2- 1	0- 0	0- 0	NEUTRAL	0- 1	2- 0	1- 0				
6- 15	0- 2	1- 5	CONFERENCE	2- 0	3- 8	1- 1				
4- 5	0- 0	1- 2	HOME	2- 0	1- 3	1- 0				
0- 9	0- 2	0- 2	AWAY	0- 0	0- 5	0- 1				
2- 1	0- 0	0- 1	NEUTRAL	0- 0	2- 0	0- 0				

RPI	S	Opponent	Score	RPI	S	Opponent	Score	RPI	S	Opponent	Score	RPI	S	Opponent	Score	Team's RPI: 186
7	A	Iowa	53 71	29	A	Rutgers	53 73	67	N	Arkansas	68 69	101	A	Ohio St.	68 70	
14	A	Maryland	57 75	43	H	Michigan St.	79 62	69	A	Green Bay	46 55	101	H	Ohio St.	50 61	
				46	A	Michigan	49 59	79	H	Duke	53 60	101	N	Ohio St.	73 63	
				46	H	Michigan	70 76	89	H	Purdue	76 69	108	A	Minnesota	56 74	
				46	N	Michigan	65 73	94	H	Nebraska	70 69	108	H	Minnesota	50 78	
				48	H	Indiana	68 75					116	A	Northwestern	46 72	
												128	N	Pittsburgh	57 42	
												135	H	IUPUI	65 64	
												145	A	Penn St.	64 71	
												145	H	Penn St.	59 65	
												145	N	Penn St.	65 57	
												198	A	Milwaukee	68 57	
												222	H	Marshall	67 49	
												225	A	Illinois	68 78	
												225	H	Illinois	75 67	
												303	N	Tennessee St.	58 53	
												306	H	Winthrop	76 41	
												320	H	North Dakota St.	64 53	
												331	H	Evansville	96 60	
												348	H	Chicago St.	85 38	
LAST 12 Division I GAMES:																
145	N	Penn St.	65 57	225	H	Illinois	75 67	101	A	Ohio St.	68 70	43	H	Michigan St.	79 62	
101	N	Ohio St.	73 63	46	N	Michigan	65 73	225	A	Illinois	68 78	46	A	Michigan	70 76	
46	N	Michigan	65 73	49	A	Michigan	49 59	46	H	Michigan	70 76	14	A	Maryland	57 75	
46	A	Michigan	49 59	101	H	Ohio St.	50 61									
101	H	Ohio St.	50 61	29	A	Rutgers	53 73									

Non-Div I Games:

Wisconsin

■ Loss,
■ Non-Conf,
■ S Site,
■ H Home
■ A Away
N Neutral

Wofford

Through Games Of March 17, 2019

Average RPI Win: 277	WON-LOST	WINNING	LAST 10	STRENGTH OF	OPP. STRENGTH	TEAM	ADJ.	CONF.	ADJ CONF.
Average RPI Loss: 185	RECORD	PCT. RANK	GAMES	SCHEDULE	OF SCHEDULE	RPI	RPI	RPI	RPI
DIV. I ONLY	13- 15	197	1- 0	341	254	256	256	28	28
DIV. I NON-CONF.	5- 7	206	0- 0	324	245	250	250	25	25
TOTALS	RPI 1-25	RPI 26-50	W-L RECORDS	RPI 51-100	RPI 101-999	RPI 150+			
13- 15	0- 0	0- 0	OVERALL	0- 2	13- 13	13- 8			
9- 1	0- 0	0- 0	HOME	0- 0	9- 1	9- 0			
3- 13	0- 0	0- 0	AWAY	0- 2	3- 11	3- 8			
1- 1	0- 0	0- 0	NEUTRAL	0- 0	1- 1	1- 0			
5- 7	0- 0	0- 0	NON-CONFERENCE	0- 2	5- 5	5- 3			
3- 0	0- 0	0- 0	HOME	0- 0	3- 0	3- 0			
2- 7	0- 0	0- 0	AWAY	0- 2	2- 5	2- 3			
0- 0	0- 0	0- 0	NEUTRAL	0- 0	0- 0	0- 0			
8- 8	0- 0	0- 0	CONFERENCE	0- 0	8- 8	8- 5			
6- 1	0- 0	0- 0	HOME	0- 0	6- 1	6- 0			
1- 6	0- 0	0- 0	AWAY	0- 0	1- 6	1- 5			
1- 1	0- 0	0- 0	NEUTRAL	0- 0	1- 1	1- 0			

RPI S	Opponent	Score	RPI S	Opponent	Score	RPI S	Opponent	Score	RPI S	Opponent	Score	Team's RPI: 256
						51	A Clemson	77 85	105	A Charlotte	63 85	
						68	A Georgia Tech	40 81	130	A Appalachian St.	70 94	
									132	A Mercer	59 65	
									132	H Mercer	79 81	
									132	N Mercer	51 69	
									169	A Chattanooga	82 89	
									169	H Chattanooga	64 60	
									175	A UNC Asheville	46 60	
									191	A Furman	50 63	
									191	H Furman	84 75	
									241	A ETSU	79 92	
									241	H ETSU	77 74	
									241	N ETSU	75 66	
									246	H Gardner-Webb	59 53	
									287	A Ga. Southern	81 65	
									290	A Samford	62 79	
									290	H Samford	71 62	
									296	H Col. of Charleston	78 58	
									306	H Winthrop	70 53	
									309	A UNC Greensboro	61 77	
									309	H UNC Greensboro	93 66	
									315	A Presbyterian	50 61	
									335	A N.C. Central	59 66	
									338	A Longwood	101 72	
									341	A Western Caro.	63 55	
									341	H Western Caro.	91 65	
LAST 12 Division I GAMES:												
			241	N ETSU	75 66		241	H ETSU	77 74			
			132	N Mercer	51 69		341	A Western Caro.	63 55			
			132	A Mercer	59 65		309	A UNC Greensboro	61 77			
			290	A Samford	62 79		290	H Samford	71 62			
			191	H Furman	84 75		132	H Mercer	79 81			
			169	H Chattanooga	64 60		191	A Furman	50 63			

Non-Div I Games: Warren Wilson 107 30 Southern Wesleyan 110 47 Brevard 106 52

Wofford

Loss, Non-Conf, S Site, H Home A Away N Neutral

Average RPI Win: 214	WON-LOST	WINNING	LAST 10	STRENGTH OF	OPP. STRENGTH	TEAM	ADJ.	CONF.	ADJ CONF.
Average RPI Loss: 110	RECORD	PCT. RANK	GAMES	SCHEDULE	OF SCHEDULE	RPI	RPI	RPI	RPI
DIV. I ONLY	26- 6	18	1- 0	211	207	59	59	21	21
DIV. I NON-CONF.	7- 4	108	0- 0	74	153	52	52	19	19
TOTALS	RPI 1-25	RPI 26-50	W-L RECORDS	RPI 51-100	RPI 101-999	RPI 150+			
26- 6	0- 0	0- 2	OVERALL	4- 1	22- 3	17- 1			
11- 1	0- 0	0- 1	HOME	2- 0	9- 0	7- 0			
9- 5	0- 0	0- 1	AWAY	0- 1	9- 3	8- 1			
6- 0	0- 0	0- 0	NEUTRAL	2- 0	4- 0	2- 0			
7- 4	0- 0	0- 2	NON-CONFERENCE	2- 0	5- 2	4- 1			
1- 1	0- 0	0- 1	HOME	1- 0	0- 0	0- 0			
2- 3	0- 0	0- 1	AWAY	0- 0	2- 2	2- 1			
4- 0	0- 0	0- 0	NEUTRAL	1- 0	3- 0	2- 0			
19- 2	0- 0	0- 0	CONFERENCE	2- 1	17- 1	13- 0			
10- 0	0- 0	0- 0	HOME	1- 0	9- 0	7- 0			
7- 2	0- 0	0- 0	AWAY	0- 1	7- 1	6- 0			
2- 0	0- 0	0- 0	NEUTRAL	1- 0	1- 0	0- 0			

RPI S	Opponent	Score	RPI S	Opponent	Score	RPI S	Opponent	Score	RPI S	Opponent	Score
43	A Michigan St.	68 84	47	H Belmont	63 79	65	N Drexel	71 63	105	A Charlotte	85 88
						69	A Green Bay	37 56	118	N Marist	76 60
						69	H Green Bay	85 67	122	A Youngstown St.	68 83
						69	N Green Bay	55 52	122	H Youngstown St.	70 65
						83	H Kent St.	61 55	135	A IUPUI	78 75
									135	H IUPUI	66 59
									135	N IUPUI	60 51
									198	A Milwaukee	73 69
									198	H Milwaukee	61 57
									204	A UNLV	68 52
									210	N Stetson	57 44
									229	N Hofstra	93 64
									243	A Northern Ky.	61 55
									243	H Northern Ky.	78 56
									266	A Manhattan	60 44
									276	A CSU Bakersfield	74 76
									285	A Cleveland St.	70 65
									285	H Cleveland St.	78 52
									310	A Oakland	73 64
									310	H Oakland	83 60
									310	H Oakland	69 58
									336	A Detroit Mercy	76 73
									336	H Detroit Mercy	78 59
									339	A UIC	79 46
									339	H UIC	72 47
LAST 12 Division I GAMES:											
310	H Oakland	83 60	285	H Cleveland St.	78 52						
135	N IUPUI	60 51	243	H Northern Ky.	78 56						
69	N Green Bay	55 52	69	A Green Bay	37 56						
310	A Oakland	73 64	198	A Milwaukee	73 69						
336	A Detroit Mercy	76 73	135	H IUPUI	66 59						
122	H Youngstown St.	70 65	339	H UIC	72 47						

Non-Div I Games: Kentucky St. 83 53

Wright St.

Wyoming

Through Games Of March 17, 2019

Average RPI Win:	197	WON-LOST	WINNING	LAST 10	STRENGTH OF	OPP. STRENGTH	TEAM	ADJ.	CONF.	ADJ CONF.
Average RPI Loss:	80	RECORD	PCT. RANK	GAMES	SCHEDULE	OF SCHEDULE	RPI	RPI	RPI	RPI
DIV. I ONLY	20- 8	57	2- 1	100	140	64	64	15	15	
DIV. I NON-CONF.	5- 2	82	0- 0	24	59	23	23	13	13	
TOTALS	RPI 1-25	RPI 26-50	W-L RECORDS	RPI 51-100	RPI 101-999	RPI 150+				
20- 8	0- 0	2- 3	OVERALL	1- 2	17- 3	15- 1				
11- 2	0- 0	2- 0	HOME	1- 1	8- 1	7- 0				
6- 5	0- 0	0- 2	AWAY	0- 1	6- 2	5- 1				
3- 1	0- 0	0- 1	NEUTRAL	0- 0	3- 0	3- 0				
5- 2	0- 0	1- 1	NON-CONFERENCE	1- 0	3- 1	2- 0				
4- 0	0- 0	1- 0	HOME	1- 0	2- 0	1- 0				
0- 2	0- 0	0- 1	AWAY	0- 0	0- 1	0- 0				
1- 0	0- 0	0- 0	NEUTRAL	0- 0	1- 0	1- 0				
15- 6	0- 0	1- 2	CONFERENCE	0- 2	14- 2	13- 1				
7- 2	0- 0	1- 0	HOME	0- 1	6- 1	6- 0				
6- 3	0- 0	0- 1	AWAY	0- 1	6- 1	5- 1				
2- 1	0- 0	0- 1	NEUTRAL	0- 0	2- 0	2- 0				

RPI S	Opponent	Score	RPI S	Opponent	Score	RPI S	Opponent	Score	RPI S	Opponent	Score
27	H South Dakota St.	77 70	39	A Boise St.	64 72	39	H Boise St.	64 52	39	N Boise St.	51 68
49	A Saint Mary's (CA)	84 90									
LAST 12 Division I GAMES:											
181	N Utah St.	64 41	120	H Fresno St.	64 66						
208	N San Diego St.	75 70	281	H Colorado St.	56 32						
39	N Boise St.	51 68	204	A UNLV	64 49						
55	A New Mexico	50 57	244	A Nevada	55 51						
298	H San Jose St.	85 56	181	H Utah St.	53 35						
297	A Air Force	59 56	281	A Colorado St.	60 49						

Non-Div I Games: Chadron St. 80 33 UC-Colo. Springs 98 37

Wyoming

Loss, Non-Conf, S Site, H Home A Away N Neutral

Average RPI Win:	229	WON-LOST	WINNING	LAST 10	STRENGTH OF	OPP. STRENGTH	TEAM	ADJ.	CONF.	ADJ CONF.
Average RPI Loss:	75	RECORD	PCT. RANK	GAMES	SCHEDULE	OF SCHEDULE	RPI	RPI	RPI	RPI
DIV. I ONLY	11- 19	242	0- 1	120	80	218	218	6	6	
DIV. I NON-CONF.	9- 2	43	0- 0	286	304	140	140	4	4	
TOTALS	RPI 1-25	RPI 26-50	W-L RECORDS	RPI 51-100	RPI 101-999	RPI 150+				
11- 19	0- 4	0- 0	OVERALL	0- 9	11- 6	7- 0				
9- 9	0- 2	0- 0	HOME	0- 4	9- 3	7- 0				
2- 9	0- 2	0- 0	AWAY	0- 5	2- 2	0- 0				
0- 1	0- 0	0- 0	NEUTRAL	0- 0	0- 1	0- 0				
9- 2	0- 0	0- 0	NON-CONFERENCE	0- 1	9- 1	7- 0				
8- 1	0- 0	0- 0	HOME	0- 0	8- 1	7- 0				
1- 1	0- 0	0- 0	AWAY	0- 1	1- 0	0- 0				
0- 0	0- 0	0- 0	NEUTRAL	0- 0	0- 0	0- 0				
2- 17	0- 4	0- 0	CONFERENCE	0- 8	2- 5	0- 0				
1- 8	0- 2	0- 0	HOME	0- 4	1- 2	0- 0				
1- 8	0- 2	0- 0	AWAY	0- 4	1- 2	0- 0				
0- 1	0- 0	0- 0	NEUTRAL	0- 0	0- 1	0- 0				

RPI 1-25				RPI 26-50				RPI 51-100				RPI 101+ Team's RPI: 218			
RPI	S	Opponent	Score	RPI	S	Opponent	Score	RPI	S	Opponent	Score	RPI	S	Opponent	Score
12	A	Marquette	53 79					56	A	Villanova	71 75	108	H	Minnesota	53 78
12	H	Marquette	44 90					56	H	Villanova	63 68	117	A	St. John's (NY)	41 70
18	A	DePaul	48 81					70	A	Georgetown	61 68	117	H	St. John's (NY)	57 76
18	H	DePaul	71 73					70	H	Georgetown	64 67	121	A	Providence	58 71
								74	A	Butler	38 63	121	H	Providence	55 63
								74	H	Butler	41 63	121	N	Providence	62 70
								77	A	Cincinnati	61 79	142	A	Seton Hall	80 76
								93	A	Creighton	62 66	142	H	Seton Hall	63 62
								93	H	Creighton	52 53	146	H	Tennessee Tech	70 60
												147	A	Wake Forest	62 50
												200	H	North Ala.	94 81
												219	H	Bowling Green	65 49
												268	H	Alabama St.	87 58
												282	H	Fairfield	48 35
												288	H	New Orleans	61 45
												340	H	Delaware St.	80 59
												348	H	Chicago St.	91 57
LAST 12 Division I GAMES:															
121	N	Providence	62 70	121	H	Providence	55 63								
70	H	Georgetown	64 67	74	A	Butler	38 63								
56	H	Villanova	63 68	117	A	St. John's (NY)	41 70								
12	A	Marquette	53 79	142	A	Seton Hall	80 76								
18	A	DePaul	48 81	18	H	DePaul	71 73								
93	H	Creighton	52 53	12	H	Marquette	44 90								

Non-Div I Games:

Xavier

Average RPI Win:	233	WON-LOST	WINNING	LAST 10	STRENGTH OF	OPP. STRENGTH	TEAM	ADJ.	CONF.	ADJ CONF.
Average RPI Loss:	128	RECORD	PCT. RANK	GAMES	SCHEDULE	OF SCHEDULE	RPI	RPI	RPI	RPI
DIV. I ONLY	16- 13	142	1- 0	177	225	141	141	11	11	
DIV. I NON-CONF.	10- 5	91	1- 0	201	335	91	91	11	11	
TOTALS	RPI 1-25	RPI 26-50	W-L RECORDS	RPI 51-100	RPI 101-999	RPI 150+				
16- 13	0- 0	1- 1	OVERALL	1- 5	14- 7	13- 4				
7- 3	0- 0	0- 1	HOME	1- 1	6- 1	6- 1				
6- 10	0- 0	1- 0	AWAY	0- 4	5- 6	4- 3				
3- 0	0- 0	0- 0	NEUTRAL	0- 0	3- 0	3- 0				
10- 5	0- 0	0- 0	NON-CONFERENCE	0- 2	10- 3	9- 0				
3- 0	0- 0	0- 0	HOME	0- 0	3- 0	3- 0				
4- 5	0- 0	0- 0	AWAY	0- 2	4- 3	3- 0				
3- 0	0- 0	0- 0	NEUTRAL	0- 0	3- 0	3- 0				
6- 8	0- 0	1- 1	CONFERENCE	1- 3	4- 4	4- 4				
4- 3	0- 0	0- 1	HOME	1- 1	3- 1	3- 1				
2- 5	0- 0	1- 0	AWAY	0- 2	1- 3	1- 3				
0- 0	0- 0	0- 0	NEUTRAL	0- 0	0- 0	0- 0				

RPI S	Opponent	Score	RPI S	Opponent	Score	RPI S	Opponent	Score	RPI S	Opponent	Score	Team's RPI: 141
44	A Princeton	96 86	44	H Princeton	68 80	57	A Penn	48 54	117	A St. John's (NY)	52 56	
						57	H Penn	56 65	121	A Providence	42 59	
						77	A Cincinnati	52 66	122	A Youngstown St.	58 56	
						78	A SFA	57 67	126	A Northern Ill.	80 89	
						90	A Harvard	69 83	184	N Saint Louis	58 52	
						90	H Harvard	65 62	199	A Cornell	56 66	
									199	H Cornell	41 43	
									202	N N.C. A&T	59 49	
									211	A Dartmouth	54 56	
									211	H Dartmouth	64 49	
									250	H Colgate	80 61	
									253	A Columbia	67 54	
									253	H Columbia	69 61	
									271	N Niagara	67 64	
									279	A Vermont	58 55	
									283	A Brown	71 86	
									283	H Brown	84 72	
									291	A Army West Point	62 51	
									319	A Wagner	74 41	
									327	H Central Conn. St.	58 46	
									347	H Saint Peter's	72 56	
LAST 12 Division I GAMES:												
202	N N.C. A&T	59 49	199	A Cornell	56 66							
78	A SFA	57 67	90	A Harvard	69 83							
271	N Niagara	67 64	211	A Dartmouth	54 56							
44	H Princeton	68 80	199	H Cornell	41 43							
57	H Penn	56 65	253	H Columbia	69 61							
253	A Columbia	67 54	57	A Penn	48 54							

Non-Div I Games:

Yale

■ Loss,
 ■ Non-Conf,
 ■ S Site,
 ■ Home
 ■ A Away
 N Neutral

Average RPI Win:	232	WON-LOST	WINNING	LAST 10	STRENGTH OF	OPP. STRENGTH	TEAM	ADJ.	CONF.	ADJ CONF.
Average RPI Loss:	115	RECORD	PCT. RANK	GAMES	SCHEDULE	OF SCHEDULE	RPI	RPI	RPI	RPI
DIV. I ONLY	20- 9	69	1- 0	240	227	122	122	21	21	
DIV. I NON-CONF.	6- 3	91	0- 0	102	217	79	79	19	19	
TOTALS	RPI 1-25	RPI 26-50	W-L RECORDS	RPI 51-100	RPI 101-999	RPI 150+				
20- 9	0- 0	0- 1	OVERALL	2- 4	18- 4	16- 2				
14- 1	0- 0	0- 0	HOME	2- 0	12- 1	11- 0				
6- 7	0- 0	0- 1	AWAY	0- 3	6- 3	5- 2				
0- 1	0- 0	0- 0	NEUTRAL	0- 1	0- 0	0- 0				
6- 3	0- 0	0- 1	NON-CONFERENCE	0- 1	6- 1	5- 0				
4- 1	0- 0	0- 0	HOME	0- 0	4- 1	4- 0				
2- 2	0- 0	0- 1	AWAY	0- 1	2- 0	1- 0				
0- 0	0- 0	0- 0	NEUTRAL	0- 0	0- 0	0- 0				
14- 6	0- 0	0- 0	CONFERENCE	2- 3	12- 3	11- 2				
10- 0	0- 0	0- 0	HOME	2- 0	8- 0	7- 0				
4- 5	0- 0	0- 0	AWAY	0- 2	4- 3	4- 2				
0- 1	0- 0	0- 0	NEUTRAL	0- 1	0- 0	0- 0				

RPI S	Opponent	Score	RPI S	Opponent	Score	RPI S	Opponent	Score	RPI S	Opponent	Score	Team's RPI: 122
37	A Bucknell	68 73	59	A Wright St.	65 70	128	A Pittsburgh	64 55				
			59	H Wright St.	83 68	135	A IUPUI	44 64				
			69	A Green Bay	42 60	135	H IUPUI	70 52				
			69	H Green Bay	70 59	141	H Yale	56 58				
			69	N Green Bay	53 55	164	H Akron	72 61				
			83	A Kent St.	34 62	173	H Robert Morris	69 59				
						195	H Saint Francis (PA)	80 56				
						198	A Milwaukee	68 71				
						198	H Milwaukee	67 47				
						198	H Milwaukee	64 58				
						243	A Northern Ky.	62 65				
						243	H Northern Ky.	77 66				
						254	H Loyola Chicago	74 63				
						285	A Cleveland St.	74 61				
						285	H Cleveland St.	73 55				
						286	A Canisius	62 36				
						310	A Oakland	69 55				
						310	H Oakland	76 61				
						336	A Detroit Mercy	85 59				
						336	H Detroit Mercy	91 45				
						339	A UIC	83 59				
						339	H UIC	81 29				
LAST 12 Division I GAMES:												
198	H Milwaukee	64 58	69	H Green Bay	70 59							
69	N Green Bay	53 55	339	A UIC	83 59							
285	A Cleveland St.	74 61	135	A IUPUI	44 64							
59	A Wright St.	65 70	336	H Detroit Mercy	91 45							
243	A Northern Ky.	62 65	310	H Oakland	76 61							
198	H Milwaukee	67 47	285	H Cleveland St.	73 55							

Non-Div I Games: Thiel 76 53 Carlow 90 31

Youngstown St.